

KyPSC Case No. 2021-00290
TABLE OF CONTENTS

<u>DATA REQUEST</u>	<u>WITNESS</u>	<u>TAB NO.</u>
STAFF-DR-02-001	Abby L. Motsinger.....	1
STAFF-DR-02-002	Jeff L. Kern.....	2
STAFF-DR-02-003	Retha I. Hunsicker	3
STAFF-DR-02-004	Jeff L. Kern.....	4
STAFF-DR-02-005	Jeff L. Kern.....	5
STAFF-DR-02-006 CONF	Lesley G. Quick	6
STAFF-DR-02-007	Lesley G. Quick	7
STAFF-DR-02-008	Lesley G. Quick	8
STAFF-DR-02-009	Lesley G. Quick	9
STAFF-DR-02-010	Sarah E. Lawler.....	10
STAFF-DR-02-011	Bryan T. Manges Brian R. Weisker Abby L. Motsinger.....	11
STAFF-DR-02-012	Sarah E. Lawler.....	12
STAFF-DR-02-013	Sarah E. Lawler.....	13
STAFF-DR-02-014	Brian R. Weisker.....	14
STAFF-DR-02-015 CONF	Chris R. Bauer.....	15
STAFF-DR-02-016	Dylan W. D'Ascendis	16
STAFF-DR-02-017	Sarah E. Lawler Dylan W. D'Ascendis	17
STAFF-DR-02-018	Dylan W. D'Ascendis	18

STAFF-DR-02-019 CONF	Chris R. Bauer.....	19
STAFF-DR-02-020	Dylan W. D'Ascendis	20
STAFF-DR-02-021	Dylan W. D'Ascendis	21
STAFF-DR-02-022	Dylan W. D'Ascendis	22
STAFF-DR-02-023	Dylan W. D'Ascendis	23
STAFF-DR-02-024	Dylan W. D'Ascendis	24
STAFF-DR-02-025	Dylan W. D'Ascendis	25
STAFF-DR-02-026	Dylan W. D'Ascendis	26
STAFF-DR-02-027	Dylan W. D'Ascendis	27
STAFF-DR-02-028	Dylan W. D'Ascendis	28
STAFF-DR-02-029	Dylan W. D'Ascendis	29
STAFF-DR-02-030	Dylan W. D'Ascendis	30
STAFF-DR-02-031	Retha I. Hunsicker	31
STAFF-DR-02-032	Retha I. Hunsicker	32
STAFF-DR-02-033	Bryan T. Manges Abby L. Motsinger.....	33
STAFF-DR-02-034	Jeff L. Kern	34
STAFF-DR-02-035	Jeff L. Kern	35
STAFF-DR-02-036	James E. Ziolkowski	36
STAFF-DR-02-037	Jeff L. Kern	37
STAFF-DR-02-038	Jeff L. Kern	38
STAFF-DR-02-039	Abby L. Motsinger David G. Raiford.....	39
STAFF-DR-02-040	Sarah E. Lawler.....	40

STAFF-DR-02-041	Sarah E. Lawler.....	41
STAFF-DR-02-042	Sarah E. Lawler.....	42
STAFF-DR-02-043	Abby L. Motsinger.....	43
STAFF-DR-02-044 CONF	Benjamin W. Passty	44
STAFF-DR-02-045	Benjamin W. Passty	45
STAFF-DR-02-046	Benjamin W. Passty	46
STAFF-DR-02-047	Benjamin W. Passty	47
STAFF-DR-02-048	Benjamin W. Passty	48
STAFF-DR-02-049	Lesly G. Quick.....	49
STAFF-DR-02-050	Lesley G. Quick	50
STAFF-DR-02-051	Jeff L. Kern.....	51
STAFF-DR-02-052	Jay P. Brown.....	52
STAFF-DR-02-053	Jeffrey R. Setser.....	53
STAFF-DR-02-054	Jake J. Stewart.....	54
STAFF-DR-02-055	Jake J. Stewart.....	55
STAFF-DR-02-056	Jake J. Stewart.....	56
STAFF-DR-02-057	Jake J. Stewart.....	57
STAFF-DR-02-058	Jake J. Stewart.....	58
STAFF-DR-02-059	Jake J. Stewart.....	59
STAFF-DR-02-060	Jake J. Stewart.....	60
STAFF-DR-02-061	Jake J. Stewart.....	61
STAFF-DR-02-062	Jake J. Stewart.....	62
STAFF-DR-02-063	Brian R. Weisker.....	63

STAFF-DR-02-064	Brian R. Weisker.....	64
STAFF-DR-02-065	James E. Ziolkowski.....	65
STAFF-DR-02-066	James E. Ziolkowski.....	66
STAFF-DR-02-067	James E. Ziolkowski.....	67
STAFF-DR-02-068	Jeff L. Kern.....	68
STAFF-DR-02-069	Jake J. Stewart.....	69
STAFF-DR-02-070	Jeff L. Kern.....	70
STAFF-DR-02-071	James E. Ziolkowski.....	71

Duke Energy Kentucky
Case No. 2021-00190
STAFF Second Set Data Requests
Date Received: June 29, 2021

STAFF-DR-02-001

REQUEST:

Refer to the Application, Schedule B-2.3, page 8 of 8, Gross Additions and Retirements, and Transfers. Provide an itemized list of projected projects that represent the total additions to Gas Plant including Allocated Common of \$47,138,138 for the forecasted test period.

RESPONSE:

Please see STAFF-DR-02-001 Attachment for additions to natural gas plant by model project. Please note, the Company's plant forecasting is performed at a summarized level; therefore, the same level of detail is not available for future periods as historical periods.

PERSON RESPONSIBLE: Abby L. Motsinger

DUKE ENERGY KENTUCKY, INC.
Plant Additions
January 1, 2022 to December 31, 2022

Model Project	Jan - 2022	Feb - 2022	Mar - 2022	Apr - 2022	May - 2022	Jun - 2022	Jul - 2022	Aug - 2022	Sep - 2022	Oct - 2022	Nov - 2022	Dec - 2022	Total
Casing & Remediation	-	-	-	-	-	-	-	-	-	-	-	-	3,570,958
Distribution Integrity	-	-	-	-	-	-	-	-	-	-	-	-	3,258,481
Government Relocation	-	-	-	-	-	-	-	-	-	-	-	-	1,876,469
Measurement & Relocation	10,139	10,994	12,273	14,257	20,165	31,908	50,885	61,772	70,841	90,982	74,329	10,787,365	
Meters	255,856	255,855	257,017	256,436	257,017	256,436	257,017	257,017	257,017	257,017	256,436	256,436	
New Service	197,162	295,549	393,277	216,275	439,440	304,677	144,651	503,380	180,710	202,738	419,636	589,647	
New Business	-	-	733,440	-	-	775,470	-	-	682,995	-	-	-	943,994
Replacement Services	198,066	254,925	252,517	401,658	496,333	458,994	68,863	267,777	333,462	304,086	272,869	434,573	
System Infrastructure UL60 Pipeline	93,175	94,330	85,033	75,444	91,011	104,375	138,234	181,343	174,684	174,684	101,680	76,192	
System Infrastructure	-	-	-	-	-	-	-	-	-	-	-	-	2,360,013
Transmission Integrity Line AM00B	-	-	-	-	-	4,142,863	51,091	65,063	232,913	414,873	337,783	95,307	
Maintenance & Other	15,021	15,021	87,137	15,021	15,021	116,616	15,021	15,021	87,524	15,021	15,021	1,631,695	
Intangible Plant	-	-	-	-	-	-	-	-	-	1,810,303	83,820	322,241	
Total Additions	769,419	926,675	1,820,695	979,092	1,318,988	6,191,339	725,762	1,351,372	2,020,147	3,269,704	1,561,574	26,203,371	47,138,137

Duke Energy Kentucky
Case No. 2021-00190
STAFF Second Set Data Requests
Date Received: June 29, 2021

STAFF-DR-02-002

REQUEST:

Refer to the Application, Schedule L-2.2, page 23 of 92, Budget Billing Plan Description. The proposed tariff indicates that after three, six, and nine months, a bill message will be sent with a new bill amount if the budget bill amounts compared to actual amounts exceeds a set threshold. Provide threshold that will be used to implement this provision.

RESPONSE:

See tables below. If the comparison of the actual amount and budget bill amount is less than the minimum, then no change is made. If the comparison is between the minimum and maximum, then the budget billing amount is automatically changed and a notice is included on the customer's bill. If the comparison exceeds the maximum, then a review is performed by the Billing team to ensure the variance is correct based on previous usage and determine if additional investigation is needed or if the amount should be adjusted.

Annual Budget Billing Program	Minimum	Maximum
Budget Billing Amount between \$1 - \$25	\$2	\$5
Budget Billing Amount between \$26 - \$50	\$5	\$10
Budget Billing Amount between \$51 - \$75	\$5	\$10
Budget Billing Amount between \$76 - \$100	\$5	\$15
Budget Billing Amount between \$101 - \$125	\$10	\$25
Budget Billing Amount between \$126 - \$150	\$10	\$25
Budget Billing Amount between \$151 - \$200	\$20	\$35
Budget Billing Amount between \$201 - \$300	\$20	\$35
Budget Billing Amount between \$301 - \$500	\$25	\$50
Budget Billing Amount between \$501 - \$1,000	\$25	\$50
Budget Billing Amount between \$1,001 - \$5,000	\$50	\$100
Budget Billing Amount between \$5,001 - \$9,999	\$50	\$150

Quarterly Budget Billing Program	Minimum	Maximum
Budget Billing Amount between \$1 - \$25	\$1	\$5
Budget Billing Amount between \$26 - \$50	\$1	\$10
Budget Billing Amount between \$51 - \$75	\$1	\$10
Budget Billing Amount between \$76 - \$100	\$1	\$15
Budget Billing Amount between \$101 - \$125	\$1	\$25
Budget Billing Amount between \$126 - \$150	\$1	\$25
Budget Billing Amount between \$151 - \$200	\$1	\$35
Budget Billing Amount between \$201 - \$300	\$1	\$35
Budget Billing Amount between \$301 - \$500	\$1	\$50
Budget Billing Amount between \$501 - \$1,000	\$1	\$50
Budget Billing Amount between \$1,001 - \$5,000	\$1	\$100
Budget Billing Amount between \$5,001 - \$9,999	\$1	\$150

PERSON RESPONSIBLE: Jeff L. Kern

**Duke Energy Kentucky
Case No. 2021-00190
STAFF Second Set Data Requests
Date Received: June 29, 2021**

STAFF-DR-02-003

REQUEST:

Refer to the Application, Schedules L-2.2, page 24 of 92, Landlord Programs. Explain whether Duke Kentucky will notify landlords participating in this program when service to one of their properties is switched from the tenant's name into the landlord's name.

RESPONSE:

Yes, landlords participating in the Revert to Owner program are notified by email (default) or letter when service to one of their properties is switched from the tenant's name to the landlord's name and when service is switched to a tenant's name from the landlord's name.

PERSON RESPONSIBLE: Retha I. Hunsicker

Duke Energy Kentucky
Case No. 2021-00190
STAFF Second Set Data Requests
Date Received: June 29, 2021

STAFF-DR-02-004

REQUEST:

Refer to the Application, Schedule L-2.2, page 37 of 92, proposed revision to the Full Requirements Aggregation Service and page 54 of 92, proposed revision to interruptible Monthly Balancing Service. Explain how supplies would be aware of the North American Energy Standards Board deadline for a timely nomination cycle.

RESPONSE:

FERC requires natural gas pipelines to abide by the standards set by the North American Energy Standards Board (NAESB) through 18 CFR Section 284.12. Therefore, anyone involved in the transportation of natural gas would be aware of the nomination deadlines. All natural gas pipelines regulated by FERC include the nomination cycles in their tariff. If suppliers are members of NAESB, they can see the standards on NAESB's website, otherwise they can view them in the tariffs for whichever pipeline they are using to bring natural gas to Duke Energy Kentucky's city gate. Those tariffs are accessible to the general public on each pipeline's "Informational Postings" section of their electronic bulletin board as well as on FERC's website. Please see STAFF-DR-02-004 Attachment for sample tariff pages from Columbia Gulf Transmission, Columbia Gas Transmission, Tennessee Gas Pipeline and KO Transmission, which are the natural gas pipelines that flow the majority of the gas coming to Duke Energy Kentucky's city gate.

PERSON RESPONSIBLE: Jeff L. Kern

Columbia Gas Transmission, LLC
FERC Tariff
Fourth Revised Volume No. 1

VII.6.
Gen. Terms & Conditions
Nominating, Scheduling and Monitoring
Version 2.0.0

(c) Quantities shall be nominated in dekatherm units and represent the total requested quantity for the Gas Day.

(d) Each nomination shall be considered an original nomination and shall be replaced to be changed. When a nomination includes a date range, each day within that range is considered an original nomination. When a subsequent nomination is received for one or more days within that range, the previous nomination is superseded by the subsequent nomination only to the extent of the days specified. The days of the previous nomination outside the range are unaffected. Nominations have a prospective effect only. Subsequent nominated quantities shall represent replacement daily quantities.

(e) Transporter will support the following Nomination Cycles:

(1) Timely Nomination Cycle

On the day prior to gas flow:

- (i) 1:00 p.m. for nominations leaving control of the nominating party;
- (ii) 1:15 p.m. for receipt of nominations by the Transporter (including from Title Transfer Tracking Service Providers (TTTSPs));
- (iii) 1:30 p.m. to send Quick Response;
- (iv) 4:30 p.m. for receipt of completed confirmations by Transporter from upstream and downstream connected parties;
- (v) 5:00 p.m. for receipt of scheduled quantities by Shipper and Interconnecting Operator.

Scheduled quantities resulting from Timely Nominations should be effective at the start of the next Gas Day.

(2) Evening Nomination Cycle

On the day prior to gas flow:

- (i) 6:00 p.m. for nominations leaving control of the nominating party;
- (ii) 6:15 p.m. for receipt of nominations by the Transporter (including from TTTSPs);
- (iii) 6:30 p.m. to send Quick Response;

Columbia Gulf Transmission, LLC
FERC Tariff
Third Revised Volume No. 1

VII.6.
Gen. Terms and Conditions
Nominating, Scheduling and Monitoring
Version 5.0.0

also a Shipper under a Columbia Gas Transmission, LLC (Columbia Gas) Service Agreement may, when nominating, make one nomination covering both Transporter and Columbia Gas.

(c) Quantities shall be nominated in dekatherm units and shall represent the total requested quantity for the Gas Day.

(d) Each nomination shall be considered an original nomination and shall be replaced to be changed. When a nomination includes a date range, each day within that range is considered an original nomination. When a subsequent nomination is received for one or more days within that range, the previous nomination is superseded by the subsequent nomination only to the extent of the days specified. The days of the previous nomination outside the range are unaffected. Nominations have a prospective effect only. Subsequent nominated quantities shall represent replacement daily quantities.

(e) Transporter will support the following Nomination Cycles:

(1) Timely Nomination Cycle

On the day prior to gas flow:

- (i) 1:00 p.m. for nominations leaving control of the nominating party;
- (ii) 1:15 p.m. for receipt of nominations by the Transporter (including from Title Transfer Tracking Service Providers (TTTSPs));
- (iii) 1:30 p.m. to send Quick Response;
- (iv) 4:30 p.m. for receipt of completed confirmations by Transporter from upstream and downstream connected parties;
- (v) 5:00 p.m. for receipt of scheduled quantities by Shipper and Interconnecting Operator.

Scheduled quantities resulting from Timely Nominations should be effective at the start of the next Gas Day.

(2) Evening Nomination Cycle

On the day prior to gas flow:

- (i) 6:00 p.m. for nominations leaving control of the nominating party;
- (ii) 6:15 p.m. for receipt of nominations by the Transporter (including from TTTSPs);

Tennessee Gas Pipeline Company, L.L.C.
FERC NGA Gas Tariff
Sixth Revised Volume No. 1

Sixth Revised Sheet No. 3 2
Superseding
Fifth Revised Sheet No. 3 2

GENERAL TERMS AND CONDITIONS (continued)

IV. SCHEDULING OF RECEIPTS AND DELIVERIES
2. Scheduling
(continued)

- (b) Change in Service: For purposes of scheduling any change in any transportation or storage service, Shipper will send its nomination(s) via Transporter's Interactive Website, no later than 1:00 p.m. CCT on the day prior to the requested commencement of the revised service, indicating the changes to be made to the service and the date the revised service is to commence. A copy of all Nomination Information provided to Transporter shall also be provided by Shipper to the upstream/downstream connected party at the receipt and delivery points through which Shipper receives service pursuant to procedures established by Shipper and such upstream/downstream connected party. Transporter shall receive the nomination(s) by no later than 1:15 p.m. CCT (1:30 p.m. CCT for an Electronic Data Interchange quick response by Transporter) on the day prior to the requested commencement of the revised service. The upstream and/or downstream connected party at the applicable receipt and delivery points will confirm with Transporter through Transporter's Interactive Website that Shipper's nominated quantities will be received or delivered by providing Transporter all necessary confirmation information as set forth in the applicable NAESB Standards and as designated in Transporter's Interactive Website ("Confirmation Information"). The upstream and/or downstream connected party will provide final, completed confirmation no later than 4:30 p.m. CCT on the day prior to the commencement of the nominated service.
- (c) Scheduling Duration: NAESB Standard 1.3.5 states: All nominations should include shipper defined begin dates and end dates. All nominations excluding intraday nominations should have roll-over options. Specifically, shippers should have the ability to nominate for several days, months, or years, provided the nomination begin and end dates are within the term of shipper's contract.
- (d) NAESB Standard 1.2.4 states: An intraday nomination is a nomination submitted after the nomination deadline whose effective time is no earlier than the beginning of Gas Day and runs through the end of that Gas Day.

NAESB Standard 1.3.2 states: All Transportation Service Providers (TSPs) should support the following standard nomination cycles (all times are CCT pursuant to NAESB WGQ Standard No. 0.3.17):

(i) The Timely Nomination Cycle

On the day prior to gas flow:

- 1:00 p.m. Nominations leave control of the Service Requester (SR);
- 1:15 p.m. Nominations are received by the TSP (including from Title Transfer Tracking Service Providers (TTTSPs));
- 1:30 p.m. TSP sends the Quick Response to the SR;
- 4:30 p.m. TSP receives completed confirmations from Confirming Parties;
- 5:00 p.m. SR and Point Operator receive scheduled quantities from the TSP.

Scheduled quantities resulting from Timely Nominations should be effective at the start of the next Gas Day.

(ii) The Evening Nomination Cycle

On the day prior to gas flow:

- 6:00 p.m. Nominations leave control of the SR;
- 6:15 p.m. Nominations are received by the TSP (including from TTTSPs);
- 6:30 p.m. TSP sends the Quick Response to the SR;
- 8:30 p.m. TSP receives completed confirmations from Confirming Parties;
- 9:00 p.m. TSP provides scheduled quantities to the affected SR and Point Operator, including bumped parties (notice to bumped parties).

Scheduled quantities resulting from Evening Nominations should be effective at the start of the next Gas Day.

KO Transmission Company			
Filing Category:	Amendment	Filing Date:	07/27/2016
FERC Docket:	RP16-01097-001	FERC Action:	Accept
FERC Order:	156 FERC ¶ 61,147	Order Date:	08/31/2016
Effective Date:	02/01/2017	Status:	Effective
12, Nominating, Scheduling and Monitoring, 5.0.0			

12. Nominating, Scheduling and Monitoring

Except for events solely within Transporter's control, the obligation to monitor, control, adjust and maintain a concurrent balance between tenders and takes of transportation gas under the applicable Rate Schedule shall rest with Shipper. By the provisions of this Section, Transporter shall assume no responsibility to monitor or adjust Shipper's tenders or takes. All service nominations pursuant to the requirements of this Section shall be submitted electronically through Columbia Gas Transmission, LLC's Navigates website, unless shipper has no-notice receipts at Foster Station. If shipper has no-notice receipts at the foster Station, nominations pursuant to Rate Schedule FTS-F shall be accomplished via paper nominations sent directly to Transporter rather than electronic nominations on Columbia s Navigates system. All other notices or other communications from Shipper to Transporter pursuant to the requirements of this Section shall be submitted either by facsimile ("telefax") or delivery to Transporter, with the date and time of such notices and other communication from Shipper deemed to be the date and time as received by Transporter, unless otherwise specified. Transporter shall post onto its website and in the greeting of its business phones a telephone number to be used after normal business hours to assist Shippers having scheduling or confirmation problems.

The sending party shall adhere to nomination, confirmation and scheduling dead-lines. It is the party receiving the request who has the right to waive the deadline.

12.1 Nominations

(a)

Quantities of gas nominated and capacity awarded will be made effective at the time designated on the nomination provided Shipper adheres to the nomination timeline prescribed in Section 12.1(e) and receipt and delivery quantities can be confirmed pursuant to Section 12.2(b) of the General Terms and Conditions.

(b)

A Shipper seeking to nominate quantities under any applicable Service Agreement shall furnish to Transporter, for each Service Agreement, (i) a Nominated Daily Delivery Quantity to be delivered by Transporter to or for Shipper at the applicable delivery point(s) on Transporter's pipeline system, and (ii) a Nominated Daily Receipt Quantity to be tendered to Transporter at each applicable receipt point(s) on Transporter's pipeline system. Retainage shall be included in the Scheduled Daily Receipt Quantity and will be calculated by using the following formula: $(1 - \text{fuel \%}/100) \times \text{receipt quantity}$ rounded to the nearest dekatherm = delivery quantity. Shipper's Nominated Daily Delivery

Quantity and Nominated Daily Receipt Quantity collectively are referred to as Shipper's "nominations".

(c)

Quantities shall be nominated in dekatherm units and represent the total requested quantity for the gas day.

(d)

Each nomination shall be considered an original nomination and shall be replaced to be changed. When a nomination includes a date range, each day within that range is considered an original nomination. When a subsequent nomination is received for one or more days within that range, the previous nomination is superseded by the subsequent nomination only to the extent of the days specified. The days of the previous nomination outside the range are unaffected. Nominations have a prospective effect only. Subsequent nominated quantities shall represent replacement daily quantities.

(e)

Transportation Service Provider (TSP) shall support the following standard nomination cycles (all times are CCT pursuant to NAESB WGQ Standard No. 0.3.17):

(i) The Timely Nomination Cycle

On the day prior to gas flow:

1:00 p.m. Nominations leave control of the Service Requester (SR);

1:15 p.m. Nominations are received by the TSP (including from Title Transfer Tracking Service Providers (TTTSPs));

1:30 p.m. TSP sends the Quick Response to the SR;

4:30 p.m. TSP receives completed confirmations from Confirming Parties;

5:00 p.m. SR and Point Operator receive scheduled quantities from the TSP.

Scheduled quantities resulting from Timely Nominations should be effective at the start of the next Gas Day.

(ii) The Evening Nomination Cycle

On the day prior to gas flow:

6:00 p.m. Nominations leave control of SR;

**Duke Energy Kentucky
Case No. 2021-00190
STAFF Second Set Data Requests
Date Received: June 29, 2021**

STAFF-DR-02-005

REQUEST:

Refer to the Application, Schedule L-2.2, page 69 of 92, proposed Government Mandate Adjustment (Rider GMA). Confirm that the rate under Rider GMA for Residential Service and General Service will not be multiplied by the billed usage because those rates would be per month instead of per Ccf.

RESPONSE:

Duke Energy Kentucky confirms that the proposed Rider GMA includes fixed monthly charges for Residential Service and General Service customers that would not be multiplied by billed usage.

PERSON RESPONSIBLE: Jeff L. Kern

REQUEST:

Refer to the Application, Schedule L-2.2, page 73 of 92, Bad Check Charge Provide detailed cost support for the Bad Check Charge.

RESPONSE:

CONFIDENTIAL PROPRIETARY TRADE SECRET

As noted in the Application, Schedule L-2.2, the Company may charge and collect a fee to cover the cost of handling a check when returned as unpaid by the bank. There are multiple costs incurred by the Company to handle such returned payments including bank charges and administrative costs associated with labor to manage the return check, as well as additional labor/time costs for exceptions and manual returns which cannot be processed electronically by the system.

The bank charges include a flat monthly maintenance charge, for the service of transmission of electronic returns, and per item transaction costs. The per item charges are volume driven and vary based on how the check originated in the system. These types of charges include: ACH Returns; ACH Reclears, which are incremental to the original return charge; Check Return Chargebacks; and return transmission service, which is incremental to chargeback transactions.



PERSON RESPONSIBLE: Lesley G. Quick

Duke Energy Kentucky
Case No. 2021-00190
STAFF Second Set Data Requests
Date Received: June 29, 2021

STAFF-DR-02-007

REQUEST:

Refer to the Direct Testimony of Amy B. Spiller (Spiller Testimony), page 16, line 11, through page 18, line 3. Regarding the COVID-19 pandemic.

- a. Of the 16,280 accounts, quantify how many of these accounts were gas only, electric only, and gas/electric combination.
- b. Provide the total amount for gas only, electric only, and gas/electric combination that have defaulted on their payment plan and subsequently been disconnected.

RESPONSE:

- a. Of the approximate numbers of accounts that were on a deferred payment, roughly 1,375 were gas only; 6,450 were electric only; and 8,450 were gas/electric combination.
- b. Of the approximate numbers of accounts that were on a deferred payment, roughly 110 gas only; 1,255 electric only; and 1,565 gas/electric combination customers have defaulted on their payment plan and were subsequently disconnected.

PERSON(S) RESPONSIBLE: Lesley G. Quick

Duke Energy Kentucky
Case No. 2021-00190
STAFF Second Set Data Requests
Date Received: June 29, 2021

STAFF-DR-02-008

REQUEST:

By month, provide the number of gas only, electric only, and gas/electric combination customers that have been disconnected since October 2020.

RESPONSE:

Month	Gas Only	Electric Only	Gas/Electric Combination
October-20	0	0	0
November-20	0	0	0
December-20	0	599	696
January-21	7	373	570
February-21	4	264	426
March-21	78	423	588
April-21	19	318	413
May-21	66	263	437
June-21	2	303	469

PERSON RESPONSIBLE: Lesley G. Quick

Duke Energy Kentucky
Case No. 2021-00190
STAFF Second Set Data Requests
Date Received: June 29, 2021

STAFF-DR-02-009

REQUEST:

Refer to Spiller Testimony, page 16, lines 20-22, which indicates that third-party credit and debit card fees were waived for customers who paid their Duke Kentucky utility bill by credit or debit card during the initial months of the pandemic.

- a. Confirm that the third-party credit and debit card fees go directly to the third-party processing company and are not collected by Duke Kentucky, who then remits the fees to the third-party processing company.
- b. If confirmed, indicate how Duke Kentucky had the authority to waive the credit and debit card processing fees.

RESPONSE:

- a. The third-party payment processor for Duke Energy Kentucky is SpeedPay, an ACI company. SpeedPay collects the convenience fee associated with credit and debit card payments. No part of the convenience fee is collected by Duke Energy Kentucky.

During the pandemic, SpeedPay invoiced Duke Energy Kentucky for the convenience fees that would have been assessed to residential customers paying through SpeedPay.
- b. Duke Energy Kentucky “waived” all fees for late payments, returned checks, and credit or debit card payments for residential customers in an effort to support customers as they faced financial hardship during the unprecedented pandemic.

Duke Energy Kentucky has authority to “waive” its own fees, not those of third parties. During this time, as it relates to the third-party processing “convenience” fees for credit card and debit card transactions, Duke Energy Kentucky paid these costs on behalf of its customers. SpeedPay, a third-party vendor that processes these credit/debit card payments for customers, invoiced Duke Energy Kentucky directly for the convenience fees that would have otherwise been assessed to residential customers making payments with credit or debit cards through the SpeedPay payment channel. Again, Duke Energy Kentucky was willing to do this during the unprecedented pandemic to assist its customers. Duke Energy Kentucky previously requested authorization to include these third-party payment processing fees in its base rates so customers would not have to pay them per transaction but was not authorized to do so.

PERSON RESPONSIBLE: Lesley G. Quick

Duke Energy Kentucky
Case No. 2021-00190
STAFF Second Set Data Requests
Date Received: June 29, 2021

STAFF-DR-02-010

REQUEST:

Refer to Spiller Testimony, page 26, line 9, through page 30, line 13, regarding the proposed Rider GMA.

- a. Explain whether Duke Kentucky would commit to extending the time between filing rate cases if Rider GMA were approved. If the answer is yes, provide the rate case filing interval to which Duke Kentucky would commit.
- b. List each Duke Energy subsidiary that currently uses a rider similar to Duke Kentucky's proposed Rider GMA.
 - 1) For each Duke Energy subsidiary listed, state the frequency of its general rate adjustment proceedings for the ten years prior to implementing such a rider.
 - 2) For each Duke Energy subsidiary listed, state the frequency of its general rate adjustment proceedings since adopting such a rider.
- c. List the jurisdictions in which a Duke Energy operating subsidiary's application to implement a rider similar to Duke Kentucky's proposed Rider GMA was denied and provide the most recent order from the state's utility regulatory commission denying the requested rider.
- d. List the jurisdictions in which a Duke Energy operating subsidiary's application to implement a rider similar to Duke Kentucky's proposed Rider GMA was granted

and provide the most recent order from the state's utility regulatory commission granting the requested rider.

RESPONSE:

- a. The Company would be willing to consider extending the time between filing natural gas base rate cases if Rider GMA were approved; however, the timing would depend on whether the Commission authorizes the Company to recover the costs it requests to include in future Rider GMA applications.
- b. The Public Utilities Commission of Ohio (PUCO) recently approved Duke Energy Ohio's application for a Capital Expenditures Program rider (Rider CEP) which is authorized by statute in Ohio. The statute allows natural gas utility companies to defer depreciation, property taxes and post-in-service carrying costs on prudently incurred capital investments and then seek recovery of those costs in a future rider or base rate filing. Duke Energy Ohio's first Rider CEP was approved on April 21, 2021 in Case No. 19-791-GA-ALT and became effective in customer rates in May 2021. Duke Energy Ohio's rider recovers the deferrals mentioned above as well as a return on and of the underlying investments. Rider CEP is similar to the Rider GMA that Duke Energy Kentucky is requesting in this proceeding although there are some differences. For example, Duke Energy Kentucky is not requesting deferral of depreciation, property taxes and post-in-service carrying costs. Additionally, the capital investments that can be included in Rider CEP are not limited to those required by PHMSA, as is the case with Duke Energy Kentucky's Rider GMA. The last natural gas rate case in Ohio was filed by Duke Energy Ohio in 2012 and was approved on November 13, 2013. As part of the stipulation in Duke Energy Ohio's Rider CEP filing, Duke Energy Ohio agreed to file a natural

gas base rate case no later than June 30, 2023 but as early as June 30, 2022 if the Company’s central corridor pipeline is placed in-service by March 31, 2022. The deferral authority that exists under the CEP statute has contributed to the Company’s infrequent base rate case filings.

In North Carolina and Tennessee, the Company’s affiliate, Piedmont Natural Gas Company, Inc. (“Piedmont” or “PNG”), has operated for many years with an Integrity Management Rider (IMR) mechanism. Through the IMR mechanisms, PNG recovers the prudently incurred capital investment and associated costs of complying with federal gas pipeline safety and integrity requirements, including a return based on Piedmont’s authorized return. The IMR was implemented effective January 1, 2014 in both North Carolina and Tennessee. The table below summarizes the frequency of rate case proceedings before and after that time.

Piedmont General Rate Proceedings	
PNG NC	PNG TN
2003 (effective: 11/1/2003)	2003 (effective: 11/1/2003)
2005 (effective: 11/1/2005)	2011 (effective: 3/1/2012)
2008 (effective 11/1/2008)	2021 (effective: 1/1/2021)
2013 (effective: 1/1/2014)	
2019 (effective: 11/1/2019)	
2021 (pending, effective 11/1/2021)	

The IMR was originally authorized in North Carolina in docket number G-9 Sub 631 effective January 1, 2014 by order issued on December 17, 2013. Continuation of the IMR in North Carolina was approved effective November 1, 2019 as part of PNG’s 2019 general rate case (docket number G-9 Sub 743, order issued on October 31, 2019). In the current pending North Carolina general rate

case, PNG has sought further continuation of the IMR mechanism effective November 1, 2021.

The IMR was originally authorized in Tennessee in docket number 13-00118 effective January 1, 2014 by order issued May 13, 2014. In the recently concluded Tennessee general rate case, PNG notified the commission that they plan to seek approval in 2021 of a new, more comprehensive alternative ratemaking mechanism in lieu of the IMR mechanism. PNG has not yet filed for approval of in Tennessee of that new mechanism, therefore the IMR is still in effect at the present time in Tennessee.

- c. Duke Energy Corp.'s operating subsidiaries have not filed any applications to implement similar riders that have been denied by their respective regulatory commissions.
- d. See response to (b) above.

PERSON RESPONSIBLE: Sarah E. Lawler

Duke Energy Kentucky
Case No. 2021-00190
STAFF Second Set Data Requests
Date Received: June 29, 2021

STAFF-DR-02-011

REQUEST:

Refer to Spiller Testimony, page 28, lines 1-13, which discusses the pipeline safety-related investments that could be eligible for inclusion in Rider GMA.

- a. Provide the capital spend by Duke Kentucky for the past ten calendar years that resulted from regulations promulgated by the U.S. Department of Transportation Pipeline and Hazardous Materials Administration (PHMSA).
- b. Provide the projected capital spend by Duke Kentucky for the next ten calendar years that will result from regulations promulgated by PHMSA.

RESPONSE:

- a. The information does not exist in the format requested. Please see STAFF-DR-02-011 Attachment, tab DR-02-011(a) which includes capital spend available as of 2017. Prior to 2017, the Company's projects were not broken down to the level that would identify whether or not the project was in response to a PHMSA regulation.
- b. Please see STAFF-DR-02-011 Attachment, tab DR-02-011(b) for capital spend. Please note this represents capital spend, not capital placed in-service, as the question requests. None of this capital has yet been placed in-service and therefore has not been included in the forecasted rate base in this instant case. The only project currently identified is the AM07 replacement.

PERSON RESPONSIBLE: Bryan T. Manges/Brian R. Weisker – a.
Abby L. Motsinger/Brian R. Weisker – b.

FP Business Program Name PRD **TIMP-TRANSMISSION INTEGRITY**

Funding Project	Project Short Descr CB	Charge project	2017	2018	2019	2020	Grand Total
G7AM07CUT	AM07 Cutout Fidelity	AW1330			\$ 308,728	\$ 1,298,962	\$ 1,607,690
G7AM07DIG	Line AM07 Integrity Digs	V8815			\$ 1,243,620	\$ 63,305	\$ 1,306,925
G7TUL06	Line UL06 - Pipeline Replacements	AW1592				\$ 566,481	\$ 566,481
G7TUL06	Line UL06 - Pipeline Replacements L	AW2021				\$ 87,687	\$ 87,687
G7INTDIG	Line UL06 Integrity Digs	AW2017				\$ 1,388,053	\$ 1,388,053
G7INTDIG	Line UL47 Integrity Digs	AW2018				\$ 837,321	\$ 837,321
G7TAM00B	Line AM00b Retrofit Repl	AW2146				\$ 638,652	\$ 638,652
G7LUL02	Line UL02 - MAOP Replacement	AW2880				\$ 21,310	\$ 21,310
G7UL02	UL02 ECDA Scheduled Digs	V0767		\$ 223,607	\$ 904	\$ -	\$ 224,512
G7IMPRPL	AM07 Grey Stable Ln	T7752	\$ 71,807	\$ 107,698	\$ -	\$ -	\$ 179,505
G7IMPRPL	AM02 Exposed Main in Southgate, KY	T1525	\$ 104,460	\$ 740,572	\$ 23,394	\$ -	\$ 868,426
G7IMPRPL	AM07 Exposure-Horsebranch Rd. Segme	MX1996777	\$ 26,481	\$ 568,348	\$ 193,939	\$ (5,239)	\$ 783,529
G7IMPRPL	AM07 Casing #46 Replacement	MX6468802	\$ 1,303	\$ 1,758,695	\$ 185,510	\$ -	\$ 1,945,508
G7IMPRPL	Replace Banklick Rd Station Inlet P	R0964	\$ 28,974	\$ -	\$ -	\$ -	\$ 28,974
G7IMPRPL	AM07 Pressure Test WP18	R0978	\$ 751,056	\$ 25,799	\$ (38,372)	\$ (1,848)	\$ 736,634
G7IMPRPL	AM-09 Segment 3700 Main Rpl	R4858	\$ 112,017	\$ -	\$ -	\$ 3,692	\$ 115,709
G73MILES	STA 249: Three Mile Rd	T1437	\$ 584,899	\$ 2,906,268	\$ 9,824,929	\$ 11,805,295	\$ 25,121,390
G73MILES	3 Mile Station (LAND)	T1437LAND		\$ 2,566	\$ 15	\$ 17,704	\$ 20,285
G73MILES	AM07 Barleycorns	T4422	\$ 71,124	\$ 231	\$ 145,375	\$ (1,363)	\$ 215,367
G7EUL06	ECDA Line UL06	V5625		\$ 241,055	\$ 60,309	\$ 25,761	\$ 327,124
G7EUL47	Line UL47 scheduled digs	V6391		\$ 246,716	\$ 741,622	\$ 957	\$ 989,295
Grand Total			\$1,752,120	\$6,821,555	\$12,689,972	\$16,746,730	\$38,010,377

company (All)

Sum of total		year									
fund_proj_number	funding_project	2021	2022	2023	2024	2025	2026	2027	2028	Grand Total	
G7AM07IL2	Line AM07 Pipeline Replace Phase 2	1,780,451	6,256,737	11,896,409	11,082,338	81,990				31,097,925	
G7AM07IL3	Line AM07 Pipeline Replace Phase 3	11,092	1,704,078	5,734,820	16,720,825	13,714,923	243,112			38,128,850	
G7AM07IL4	Line AM07 Pipeline Replace Phase 4		455,206	2,473,069	5,686,702	10,748,082	7,936,809	88,848		27,388,716	
G7AM07IL5	Line AM07 Pipeline Replace Phase 5		456,560	3,446,699	6,459,862	14,300,868	16,829,369	11,322,017	45,843	52,861,218	
G7AM07ILI	Line AM07 - Pipeline Replacement	1,385,798	15,650,411	23,395,831	1,259,723					41,691,764	
Grand Total		3,177,341	24,522,991	46,946,829	41,209,449	38,845,863	25,009,290	11,410,865	45,843	191,168,472	

Duke Energy Kentucky
Case No. 2021-00190
STAFF Second Set Data Requests
Date Received: June 29, 2021

STAFF-DR-02-012

REQUEST:

Refer to Spiller Testimony, page 29, lines 13-16, which states that Rider GMA would alleviate the need for multiple successive rate cases to bring eligible facilities into rates and provide a less volatile impact to customer rates as compared to base rate proceedings.

- a. Provide a comparative analysis with detailed discussion and supporting workpapers and assumptions to corroborate the contention that approval of Rider GMA would result in less frequent general rate cases.
- b. Provide support for the assertion that bringing Rider GMA eligible projects into rates through Rider GMA would provide a less volatile impact to customer rates as compared to base rate proceedings.

RESPONSE:

- a. The Company has not prepared a comparative analysis and does not have supporting workpapers. If the Company recovers the costs of investments through annual Rider GMA applications and update filings, all else being equal, a natural gas base rate case will not be necessary to recover those costs. If the Company does not have such a mechanism to recover these costs, absent deferral authority for depreciation, property taxes and post-in-service carrying costs, the only other option is to seek recovery through a natural gas base rate case.
- b. The use of a rider mechanism to recover Rider GMA eligible projects would result in more gradual increases in customer rates each year (or month or quarter,

depending on the frequency of rider updates approved by the Commission) versus larger one-time increases as a result of base rate case proceedings.

PERSON RESPONSIBLE: Sarah E. Lawler

Duke Energy Kentucky
Case No. 2021-00190
STAFF Second Set Data Requests
Date Received: June 29, 2021

STAFF-DR-02-013

REQUEST:

Refer to Spiller Testimony, page 30, lines 10-12, which states that Rider GMA will be subject to an annual true-up and reconciliation to ensure that Duke Kentucky does not over- or under-collect for these mandates. Also refer to the Testimony of Sarah E. Lawler (Lawler Testimony), page 10, lines 3-8, which states that Duke Kentucky will make annual applications with the Commission to update Rider GMA. Explain whether the annual true-up and reconciliation will be a separate filing or if it will be included with the Rider GMA annual application.

RESPONSE:

If such mechanism is approved by the Commission, the annual true-up and reconciliation will be a component of the requested revenue requirement included in Rider GMA annual applications.

PERSON RESPONSIBLE: Sarah E. Lawler

Duke Energy Kentucky
Case No. 2021-00190
STAFF Second Set Data Requests
Date Received: June 29, 2021

STAFF-DR-02-014

REQUEST:

Refer to Spiller Testimony, page 37, lines 7-13, regarding the Sewer Line Inspection Program.

- a. Provide any analysis that was performed to support the need for this program.
- b. Explain how issues surrounding sewer and gas lines were handled prior to the development of this program.
- c. Explain how the costs are associated with the implementation of this program accounted for in Duke Kentucky's operation and maintenance plan.
- d. Explain what affect this program will have relative to Duke Kentucky's Distribution Integrity Management Plan (DIMP).
- e. Explain how the effectiveness of the program is evaluated and measured.
- f. Explain whether this program is unique to Duke Kentucky or offered in other Duke Energy affiliated companies.

RESPONSE:

- a. In 2001, Duke Energy's legacy company, Cinergy, started an Accelerated Main Replacement Program (AMRP) in Kentucky and Ohio to replace cast-iron and bare steel main, and any cast-iron and bare steel services attached to the mains. Methods of installation of services included directional drilling and pneumatic boring. On March 13, 2006, an ignition at a residence in Middletown, Ohio occurred that was caused by a natural gas leak from a damaged gas service that had been unknowingly

drilled through the residence's sewer line. The gas service was damaged when a sewer contractor tried to clear the sewer of blockage by mechanical means. This incident resulted in a Public Utility Commission of Ohio investigation and the issuance of a Notice of Probable Noncompliance on May 8, 2006. The Company established a program in January 2007 to camera sewer mains and laterals of services installed by trenchless technology since the start of AMRP in Kentucky and Ohio.

- b. When crossbores were discovered by the public or plumbers, the Company would respond and clear the crossbore.
- c. The costs are part of normal operating and maintenance costs.
- d. The Company's DIMP Plan is designed to identify threats and mitigate risks and this program helps accomplish that effort. The DIMP Plan identifies crossbores as a non-leak threat to the distribution system.
- e. Several actions have been put in place to address this threat including prevention, awareness, and/or legacy inspection. The Company tracks the number of crossbores found.
- f. This program is also performed in Ohio and North Carolina.

PERSON RESPONSIBLE: Brian R. Weisker

Duke Energy Kentucky
Case No. 2021-00190
STAFF Second Set Data Requests
Date Received: June 29, 2021

PUBLIC STAFF-DR-02-015

REQUEST:

Refer to the Direct Testimony of Chris Bauer (Bauer Testimony) and Duke Kentucky's response to Commission Staff's First Request for Information (Staff's First Request), Item 54, STAFF-DR-01-054 Attachment – KPSC GAS SFRs-2021 xlxs.

- a. Refer to page 14 of the Bauer Testimony, lines 109 and tax SCH J2-Forecast of the Excel Spreadsheet.
 - 1) Provide the supporting calculation for the 1.3405 percent interest rate for the Sale of Accounts Receivable.
 - 2) Provide the supporting calculation for the 0.2905 percent for the Notes Payable to Associated Companies and the \$89,577,642 balance.
 - 3) Explain what the Current Maturities of \$5,769,231 represents
- b. Refer to page 14, lines 10-13, and Tab SCH J3 – Forecast of the Excel spreadsheet. Provide the one-month LIBOR as of February 2021 and supporting calculation of the LT Commercial Paper interest rate of 0.541 percent.
- c. Refer to page 14, lines 13-20, and Tab SCH J3 – Forecast of the Excel spreadsheet. Provide the supporting calculations for the future \$50.0 million debt issuance of 3.686 percent and \$70.0 million debt issuance of 3.896 percent.

RESPONSE:

CONFIDENTIAL PROPRIETARY TRADE SECRET
(As to Redacted Text and Attachment (a)(1))

- a. 1) See the table below as supporting calculation for the 1.3405 percent. The [REDACTED] basis-point credit spread used for the Sale of Accounts Receivables includes an estimate of: (a) the credit spread on the Sale of Accounts Receivables financing, and (b) incremental interest over 1 month LIBOR that the participating banks charge (this was approximately [REDACTED] basis points above 1 month LIBOR, which was rounded down to [REDACTED] basis points for this calculation).

The credit spread on the current Sale of Accounts Receivables agreement is [REDACTED] basis points. The aforementioned [REDACTED] basis points is in addition to this credit spread. Please see STAFF-DR-02-015(a)(1) Confidential Attachment for the approximation of the [REDACTED] basis point charge above 1 month LIBOR.

Date	Forward 1M LIBOR	Forecasted Spread to 1M LIBOR	Forecasted interest rate
	A	B	C=A+B
12/31/2021	0.25%	[REDACTED]	[REDACTED]
1/31/2022	0.25%		
2/28/2022	0.23%		
3/31/2022	0.21%		
4/30/2022	0.21%		
5/31/2022	0.24%		
6/30/2022	0.26%		
7/31/2022	0.26%		
8/31/2022	0.30%		
9/30/2022	0.39%		
10/31/2022	0.39%		
11/30/2022	0.39%		
12/31/2022	0.39%		
		13-month average:	1.3405%

2) The 13 month average interest rate on the Notes Payable to Associated Companies is below:

Date	Forward 1M LIBOR
12/31/2021	0.2513%
1/31/2022	0.2513%
2/28/2022	0.2336%
3/31/2022	0.2146%
4/30/2022	0.2146%
5/31/2022	0.2367%
6/30/2022	0.2587%
7/31/2022	0.2587%
8/31/2022	0.2980%
9/30/2022	0.3899%
10/31/2022	0.3899%
11/30/2022	0.3899%
12/31/2022	0.3899%
Average	0.2905%

The money pool balance reflects a rolling short-term cash deficit (payable) or surplus (receivable) position. The \$89.6 million Aug-2021 payable balance reflects the actual payable balance at the end of 2020 plus the net forecasted payable increase resulting from a net cash deficit January through August 2021.

3) The Current Maturities of \$5,769,231 represents the 13 month average of a \$25 Million long term note due October 2023. This note becomes a current maturity as of October 2022, therefore, only three months of the 13 month forecast include this maturity value.

b. STAFF-DR-02-015(b) Attachments 1 and 2 show the one month LIBOR forward curve. Please see Table 1 below for the calculation of the interest rate on long-term commercial paper in the forecast period. STAFF-DR-02-015(b) Attachment 3 shows the 1-month LIBOR forward curve used in the calculation. The 25 basis point credit spread used for the Company's LT Commercial Paper rate is the estimated credit spread over LIBOR for the Company's Commercial Paper

borrowings over time. Recent history of the Company's Commercial Paper rate versus 1 month LIBOR supports using a credit spread in this range. See Table 2 for some sample dates.

Table 1

Date	Forward 1M LIBOR	Forecasted Spread to 1M LIBOR	Forecasted Interest Rate
	A	B	C = A + B
12/31/2021	0.251%	0.25%	0.50%
1/31/2022	0.251%	0.25%	0.50%
2/28/2022	0.234%	0.25%	0.48%
3/31/2022	0.215%	0.25%	0.46%
4/30/2022	0.215%	0.25%	0.46%
5/31/2022	0.237%	0.25%	0.49%
6/30/2022	0.259%	0.25%	0.51%
7/31/2022	0.259%	0.25%	0.51%
8/31/2022	0.298%	0.25%	0.55%
9/30/2022	0.390%	0.25%	0.64%
10/31/2022	0.390%	0.25%	0.64%
11/30/2022	0.390%	0.25%	0.64%
12/31/2022	0.390%	0.25%	0.64%
13 Month Average			0.541%

Table 2

	Weighted Average Commercial Paper Rate	1 Month LIBOR	Spread of Commercial Paper Rate over 1M LIBOR
	A	B	C=A-B
3/31/2020	2.238%	0.99%	1.25%
4/30/2020	1.461%	0.33%	1.13%
5/31/2020	0.520%	0.18%	0.34%
6/30/2020	0.269%	0.16%	0.11%
7/31/2020	0.253%	0.15%	0.10%
8/31/2020	0.241%	0.16%	0.08%
9/30/2020	0.228%	0.15%	0.08%
10/31/2020	0.222%	0.14%	0.08%
11/30/2020	0.235%	0.15%	0.08%
12/31/2020	0.260%	0.14%	0.12%
1/31/2021	0.223%	0.12%	0.10%
2/28/2021	0.199%	0.12%	0.08%
Average			0.30%

- c. The interest rates on the planned September 2021 and 2022 debt issuances were estimated using a blended average of Bloomberg's forward curves for the 5-year,

10-year, and 30-year US Treasury yield plus an estimated credit spread for a future debt issuance. Please see STAFF-DR-02-015(c) Attachments 1 and 2 for the forward US Treasury rates for 9/15/2021 and 9/15/2022 for the 5-year, 10-year, and 30-year Treasury rates used in the calculations below. Since there is no forward curve for credit spreads, we used the then-current credit spreads for Duke Energy Kentucky.

	Tenor	Weight	9/15/2021 UST	Current Spread	Cpn
	5-yr	10%	1.08%	1.40%	2.48%
	10-yr	35%	1.77%	1.50%	3.27%
	30-yr	55%	2.42%	1.75%	4.17%
Weighted Average	20.5-yr		2.06%	1.63%	3.686%

	Tenor	Weight	9/15/2022 UST	Current Spread	Cpn
	5-yr	10%	1.53%	1.40%	2.93%
	10-yr	35%	2.07%	1.50%	3.57%
	30-yr	55%	2.53%	1.75%	4.28%
Weighted Average	20.5-yr		2.27%	1.63%	3.896%

PERSON RESPONSIBLE: Chris R. Bauer

**CONFIDENTIAL PROPRIETARY TRADE
SECRET**

**STAFF-DR-02-015(a)(1) CONFIDENTIAL
ATTACHMENT**

FILED UNDER SEAL



ICE LIBOR USD 1M Index | ICVS | Related Functions Menu

<Back> to Return

Actions Modes Export Settings Swap Curve Builder

Fixed-float cross currency swap curve source will change on 10 July. See more >>

USD 50 - USD (vs. 1M LIBOR) Name USD (vs. 1M LIBOR) Privilege Global 03/15/21

Curve Construction Curve Analysis

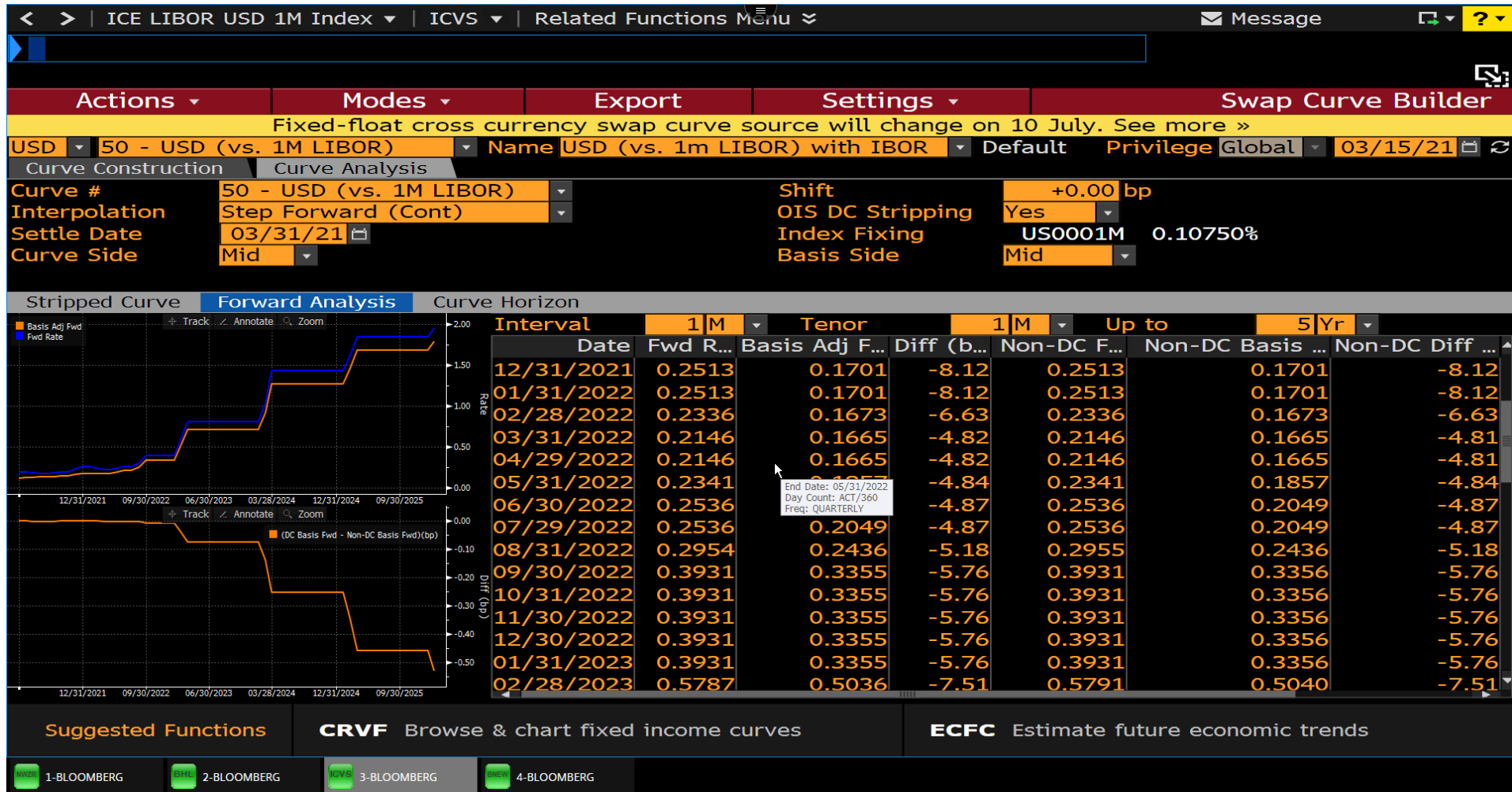
Curve # 50 - USD (vs. 1M LIBOR) Shift +0.00 bp
 Interpolation Step Forward (Cont) OIS DC Stripping Yes
 Settle Date 03/31/21 Index Fixing US0001M 0.1075%
 Curve Side Mid Basis Side Mid

Stripped Curve Forward Analysis Curve Horizon

Interval	1 M	Tenor	1 M	Up to	5 Yr	
Date	Fwd R...	Basis Adj F...	Diff (b...	Non-DC F...	Non-DC Basis ...	Non-DC Diff ...
11/30/2021	0.2224	0.1554	-6.69	0.2224	0.1554	-6.70
12/31/2021	0.2513	0.1701	-8.12	0.2513	0.1701	-8.12
01/31/2022	0.2513	0.1701	-8.12	0.2513	0.1701	-8.12
02/28/2022	0.2336	0.1673	-6.63	0.2336	0.1673	-6.63
03/31/2022	0.2146	0.1665	-4.82	0.2146	0.1665	-4.81
04/29/2022	0.2146	0.1665	-4.82	0.2146	0.1665	-4.81
05/31/2022	0.2341	0.1857	-4.84	0.2341	0.1857	-4.84
06/30/2022	0.2536	0.2049	-4.87	0.2536	0.2049	-4.87
07/29/2022	0.2536	0.2049	-4.87	0.2536	0.2049	-4.87
08/31/2022	0.2954	0.2436	-5.18	0.2955	0.2436	-5.18
09/30/2022	0.3931	0.3355	-5.76	0.3931	0.3356	-5.76
10/31/2022	0.3931	0.3355	-5.76	0.3931	0.3356	-5.76
11/30/2022	0.3931	0.3355	-5.76	0.3931	0.3356	-5.76
12/30/2022	0.3931	0.3355	-5.76	0.3931	0.3356	-5.76
01/31/2023	0.3931	0.3355	-5.76	0.3931	0.3356	-5.76

Suggested Functions CDR See calendar trading & settlement dates LOIS Gauge liquidity in short term markets

1-BLOOMBERG 2-BLOOMBERG 3-BLOOMBERG 4-BLOOMBERG



US Treasury Actives Index | FWCM | Related Functions Menu

Failed to open printer

US Treasury Actives Curve 5) Export 6) Graph 7) Notice Forward Curve Matrix

US Treasury Actives Curve Mid Yield Conventional

Two Curve Spreads Select a curve under "Curve List" for two curre... Bid Yield Conventional

Forward Curve Date 09/15/21

Spot Coupon Zero

Tenors	Coupon	Forwards										
		9/15/2021	3Mo	6Mo	1Yr	2Yr	3Yr	4Yr	5Yr	10Yr	15Yr	30Yr
1Mo	0.0076	0.0969	0.0821	0.0964	0.2236	0.6801	1.5771	1.5685	2.4211	3.0913	3.1083	2.6133
2Mo	0.0139	0.0977										
3Mo	0.0165	0.0973	0.0852	0.0964	0.2236	0.6804	1.5792	1.5706	2.4261	3.0993	3.1163	2.6189
6Mo	0.0482	0.1097	0.0905	0.1094	0.2261	0.6884	1.5910	1.5910	2.4602	3.1456	3.1456	2.6559
1Yr	0.0710	0.1687	0.1325	0.1677	0.2443	0.6920	1.5780	1.6179	2.4402	3.1285	3.1200	2.6420
2Yr	0.1510	0.3219	0.2460	0.3222	0.4682	1.1302	1.5990	2.0245	2.4442	3.1243	3.1200	2.6384
3Yr	0.3366	0.5950	0.4676	0.5910	0.8327	1.2892	1.8737	2.1624	2.4531	3.1229	3.1200	2.6372
5Yr	0.8298	1.0772	0.9529	1.0696	1.2977	1.7375	2.1005	2.2818	2.4704	3.1234	3.1140	2.6377
7Yr	1.2781	1.4537	1.3615	1.4472	1.6133	1.9360	2.2074	2.4265	2.6446	3.1225	2.9871	2.6369
10Yr	1.6197	1.7706	1.6897	1.7650	1.9143	2.2054	2.4575	2.6149	2.7739	3.1190	2.8920	2.6370
20Yr	2.2896	2.3482										
30Yr	2.3804	2.4203	2.3866	2.4143	2.4700	2.5792	2.6723	2.7251	2.7782	2.8437	2.7451	2.6367

Grey values are extrapolated.

300) Edit Panel 301) Expand Panel

352 EDG 17:18 Marker Therapeutics, Inc.: 8-K 2021/03/11

351 EDG 17:18 Csb Bancorp Inc /oh: 10-K 2020/12/31

350 NS1 17:18 ESPN: Sister Jean's lobbying pays off as Loyola-Chicago chaplain 0

349 BFW 17:18 Gigadevice Semi Raised to Outperform at Credit Suisse

Suggested Functions **USER** Optimize your workflow on Bloomberg **SECF** Search a universe of securities & stats

1-BLOOMBERG 2-BLOOMBERG 3-BLOOMBERG 4-BLOOMBERG

US Treasury Actives Index | FWCM | Related Functions Menu

Failed to open printer

US Treasury Actives Curve | 5) Export | 6) Graph | 7) Notice | **Forward Curve Matrix**

US Treasury Actives Curve | Mid | Yield | Conventional | Curve List

Two Curve Spreads | Bid | Yield | Conventional | OIS Discounting

Forward Curve Date: 09/15/22 | Spot: Coupon (selected) / Zero

Tenors	Coupon	Forwards										
		9/15/2022	3Mo	6Mo	1Yr	2Yr	3Yr	4Yr	5Yr	10Yr	15Yr	30Yr
1Mo	0.0076	0.2263	0.0821	0.0964	0.2236	0.6801	1.5771	1.5685	2.4211	3.0913	3.1083	2.6133
2Mo	0.0139	0.2276										
3Mo	0.0165	0.2264	0.0852	0.0964	0.2236	0.6804	1.5792	1.5706	2.4261	3.0993	3.1163	2.6189
6Mo	0.0482	0.2617	0.0906	0.1094	0.2261	0.6884	1.5910	1.5910	2.4602	3.1456	3.1456	2.6559
1Yr	0.0710	0.4757	0.1325	0.1677	0.2443	0.6920	1.5780	1.6179	2.4402	3.1285	3.1200	2.6420
2Yr	0.1510	0.8096	0.2460	0.3222	0.4682	1.1302	1.5990	2.0245	2.4442	3.1243	3.1200	2.6384
3Yr	0.3366	1.0677	0.4676	0.5910	0.8327	1.2892	1.8737	2.1624	2.4531	3.1229	3.1200	2.6372
5Yr	0.8298	1.5287	0.9529	1.0696	1.2977	1.7375	2.1005	2.2818	2.4704	3.1234	3.1140	2.6377
7Yr	1.2781	1.7839	1.3615	1.4472	1.6133	1.9360	2.2074	2.4265	2.6446	3.1225	2.9871	2.6369
10Yr	1.6197	2.0671	1.6897	1.7650	1.9143	2.2054	2.4575	2.6149	2.7739	3.1190	2.8920	2.6370
20Yr	2.2896	2.4947										
30Yr	2.3804	2.5309	2.3866	2.4143	2.4700	2.5792	2.6723	2.7251	2.7782	2.8437	2.7451	2.6367

Grey values are extrapolated.

300) Edit Panel | 301) Expand Panel

370 TWT 17:19 Bloomberg Quicktake: Your stimulus check questions, answered

369 NS3 17:19 Sunday Mirror: Uber announces it will make all 70,000 UK drivers

368 BLW 17:19 New Jersey Woman Must Pay Her Deceased Husband's Medical Debts

367 MTN 17:19 Plug Power Discloses Plan to Restate Annual, Quarterly Financial S

Suggested Functions: **USER** Optimize your workflow on Bloomberg | **SECF** Search a universe of securities & stats

1-BLOOMBERG | 2-BLOOMBERG | 3-BLOOMBERG | 4-BLOOMBERG

**Duke Energy Kentucky
Case No. 2021-00190
STAFF Second Set Data Requests
Date Received: June 29, 2021**

STAFF-DR-02-016

REQUEST:

Refer to the Direct Testimony of Dylan W. D'Ascendis (D'Ascendis Testimony). Provide all exhibits and workpapers in Excel spreadsheet format with all formulas, rows, and columns unprotected and fully accessible.

RESPONSE:

Please see STAFF-DR-02-016 Attachment.

PERSON RESPONSIBLE: Dylan W. D'Ascendis

Duke Energy Kentucky, Inc.
Recommended Capital Structure and Cost Rates
for Ratemaking Purposes
at March 31, 2021

<u>Type Of Capital</u>	<u>Ratios (1)</u>	<u>Cost Rate</u>	<u>Weighted Cost Rate</u>
Long-Term Debt	46.72%	3.84% (1)	1.80%
Short-Term Debt	2.58%	1.67% (1)	0.04%
Common Equity	<u>50.70%</u>	10.30% (2)	<u>5.22%</u>
Total	<u>100.00%</u>		<u>7.06%</u>

Notes:

- (1) Company-provided.
- (2) From page 2 of this Attachment.

Duke Energy Kentucky, Inc.
Brief Summary of Common Equity Cost Rate

<u>Line No.</u>	<u>Principal Methods</u>	<u>Proxy Group of Seven Natural Gas Distribution Companies</u>
1.	Discounted Cash Flow Model (DCF) (1)	9.57%
2.	Risk Premium Model (RPM) (2)	10.65%
3.	Capital Asset Pricing Model (CAPM) (3)	11.62%
4.	Market Models Applied to Comparable Risk, Non-Price Regulated Companies (4)	<u>12.27%</u>
5.	Range of Common Equity Model Results	9.57% - 12.27%
6.	Size Risk Adjustment (5)	0.15%
7.	Credit Risk Adjustment (6)	0.14%
8.	Flotation Cost Adjustment (7)	<u>0.12%</u>
9.	Indicated Range of Common Equity Cost Rates after Adjustment	<u><u>9.98% - 12.68%</u></u>
10.	Recommended Common Equity Cost Rate	<u><u>10.30%</u></u>

- Notes:
- (1) From page 1 of Attachment DWD-2.
 - (2) From page 1 of Attachment DWD-3.
 - (3) From page 1 of Attachment DWD-4.
 - (4) From page 1 of Attachment DWD-6.
 - (5) Adjustment to reflect the Company's greater business risk due to its smaller size relative to the Utility Proxy Group as detailed in Mr. D'Ascendis' direct testimony.
 - (6) Company-specific risk adjustment to reflect Duke Energy Kentucky' greater risk due to its Baa1 long-term issuer rating relative to the average A2/A3 long-term issuer rating of the Utility Proxy Group as detailed in Mr. D'Ascendis' Direct Testimony.
 - (7) From page 1 of Attachment DWD-8.

Duke Energy Kentucky, Inc.
 Indicated Common Equity Cost Rate Using the Discounted Cash Flow Model for the
Proxy Group of Seven Natural Gas Distribution Companies

	[1]	[2]	[3]	[4]	[5]	[6]	[7]	[8]
<u>Proxy Group of Seven Natural Gas Distribution Companies</u>	<u>Average Dividend Yield (1)</u>	<u>Value Line Projected Five Year Growth in EPS (2)</u>	<u>Zack's Five Year Projected Growth Rate in EPS</u>	<u>Bloomberg's Five Year Projected Growth Rate in EPS</u>	<u>Yahoo! Finance Projected Five Year Growth in EPS</u>	<u>Average Projected Five Year Growth in EPS (3)</u>	<u>Adjusted Dividend Yield (4)</u>	<u>Indicated Common Equity Cost Rate (5)</u>
Atmos Energy Corporation	2.75 %	7.00 %	7.30 %	7.10 %	7.00 %	7.10 %	2.85 %	9.95 %
New Jersey Resources Corporation	3.48	1.50	6.00	7.73	6.00	5.31	3.57	8.88
Northwest Natural Holding Company	4.00	5.50	NA	5.00	3.10	4.53	4.09	8.62
ONE Gas, Inc.	3.18	6.50	5.00	5.67	5.00	5.54	3.27	8.81
South Jersey Industries, Inc.	5.10	10.50	4.40	2.68	4.40	5.50	5.24	10.74
Southwest Gas Holdings, Inc.	3.75	8.00	5.00	5.00	4.00	5.50	3.85	9.35
Spire Inc.	3.89	9.00	5.00	12.62	5.70	8.08	4.05	12.13
							Average	<u>9.78 %</u>
							Median	<u>9.35 %</u>
							Average of Mean and Median	<u>9.57 %</u>

NA= Not Available
 NMF= Not Meaningful Figure

Notes:

- (1) Indicated dividend at 03/31/2021 divided by the average closing price of the last 60 trading days ending 03/31/2021 for each company.
- (2) From pages 2 through 8 of this Attachment.
- (3) Average of columns 2 through 5 excluding negative growth rates.
- (4) This reflects a growth rate component equal to one-half the conclusion of growth rate (from column 6) x column 1 to reflect the periodic payment of dividends (Gordon Model) as opposed to the continuous payment. Thus, for Atmos Energy Corporation, $2.75\% \times (1 + (1/2 \times 7.10\%)) = 2.85\%$.
- (5) Column 6 + column 7.

Source of Information:

Value Line Investment Survey
 www.zacks.com Downloaded on 03/31/2021
 www.yahoo.com Downloaded on 03/31/2021
 Bloomberg Professional Services

Duke Energy Kentucky, Inc.
Summary of Risk Premium Models for the
Proxy Group of Seven Natural Gas Distribution Companies

	<u>Proxy Group of Seven Natural Gas Distribution Companies</u>
Predictive Risk Premium Model (PRPM) (1)	10.96 %
Risk Premium Using an Adjusted Total Market Approach (2)	<u>10.33 %</u>
Average	<u><u>10.65 %</u></u>

Notes:

- (1) From page 2 of this Attachment.
- (2) From page 3 of this Attachment.

Duke Energy Kentucky, Inc.
 Indicated ROE
Derived by the Predictive Risk Premium Model (1)

	[1]	[2]	[3]	[4]	[5]	[6]	[7]
<u>Proxy Group of Seven Natural Gas Distribution Companies</u>	<u>LT Average Predicted Variance</u>	<u>Spot Predicted Variance</u>	<u>Recommended Variance (2)</u>	<u>GARCH Coefficient</u>	<u>Predicted Risk Premium (3)</u>	<u>Risk-Free Rate (4)</u>	<u>Indicated ROE (5)</u>
Atmos Energy Corporation	0.34%	0.29%	0.31%	2.2515	8.76%	2.73%	11.49%
New Jersey Resources Corporation	0.38%	0.57%	0.47%	2.0412	12.27%	2.73%	15.00%
Northwest Natural Holding Company	0.33%	0.31%	0.32%	1.5418	6.03%	2.73%	8.76%
ONE Gas, Inc.	0.30%	0.44%	0.37%	4.3630	21.15%	2.73%	NMF
South Jersey Industries, Inc.	0.39%	0.69%	0.54%	1.5878	10.73%	2.73%	13.46%
Southwest Gas Holdings, Inc.	0.44%	0.35%	0.39%	1.3752	6.71%	2.73%	9.44%
Spire Inc.	0.71%	0.48%	0.60%	0.9448	7.00%	2.73%	9.73%
						Average	<u>11.31%</u>
						Median	<u>10.61%</u>
						Average of Mean and Median	<u>10.96%</u>

Notes:

- (1) The Predictive Risk Premium Model uses historical data to generate a predicted variance and a GARCH coefficient. The historical data used are the equity risk premiums for the first available trading month as reported by Bloomberg Professional Service.
- (2) Given current market conditions, I recommend using average of the the long-term average predicted variance and the spot variance.
- (3) $(1 + (\text{Column [3]} * \text{Column [4]})^{12}) - 1$.
- (4) From note 2 on page 2 of Attachment DWD-4.
- (5) Column [5] + Column [6].

Duke Energy Kentucky, Inc.
 Indicated Common Equity Cost Rate
 Through Use of a Risk Premium Model
Using an Adjusted Total Market Approach

<u>Line No.</u>		<u>Proxy Group of Seven Natural Gas Distribution Companies</u>
1.	Prospective Yield on Aaa Rated Corporate Bonds (1)	3.44 %
2.	Adjustment to Reflect Yield Spread Between Aaa Rated Corporate Bonds and A2 Rated Public Utility Bonds	<u>0.42</u> (2)
3.	Adjusted Prospective Yield on A2 Rated Public Utility Bonds	3.86 %
4.	Adjustment to Reflect Bond Rating Difference of Proxy Group	<u>0.05</u> (3)
5.	Adjusted Prospective Bond Yield	3.91 %
6.	Equity Risk Premium (4)	<u>6.42</u>
7.	Risk Premium Derived Common Equity Cost Rate	<u><u>10.33</u></u> %

- Notes:
- (1) Consensus forecast of Moody's Aaa Rated Corporate bonds from Blue Chip Financial Forecasts (see pages 10 and 11 of this Attachment).
 - (2) The average yield spread of A2 rated public utility bonds over Aaa rated corporate bonds of 0.42% from page 4 of this Attachment.
 - (3) Adjustment to reflect the A2/A3 Moody's LT issuer rating of the Utility Proxy Group as shown on page 5 of this Attachment. The 0.05% upward adjustment is derived by taking 1/6 of the spread between A2 and Baa2 Public Utility Bonds ($1/6 * 0.27\% = 0.05\%$) as derived from page 4 of this Attachment.
 - (4) From page 7 of this Attachment.

Duke Energy Kentucky, Inc.
 Interest Rates and Bond Spreads for
Moody's Corporate and Public Utility Bonds

Selected Bond Yields - Moody's

	[1]	[2]	[3]
	<u>Aaa Rated Corporate Bond</u>	<u>A2 Rated Public Utility Bond</u>	<u>Baa2 Rated Public Utility Bond</u>
Mar-2021	3.04 %	3.44 %	3.72 %
Feb-2021	2.70	3.09	3.37
Jan-2021	<u>2.45</u>	<u>2.91</u>	<u>3.18</u>
Average	<u><u>2.73 %</u></u>	<u><u>3.15 %</u></u>	<u><u>3.42 %</u></u>

Selected Bond Spreads

A2 Rated Public Utility Bonds Over Aaa Rated Corporate Bonds:	<u><u>0.42 %</u></u> (1)
Baa2 Rated Public Utility Bonds Over A2 Rated Public Utility Bonds:	<u><u>0.27 %</u></u> (2)

Notes:

- (1) Column [2] - Column [1].
- (2) Column [3] - Column [2].

Source of Information:

Bloomberg Professional Service

Duke Energy Kentucky, Inc.
 Comparison of Long-Term Issuer Ratings for
Proxy Group of Seven Natural Gas Distribution Companies

	<u>Moody's</u>		<u>Standard & Poor's</u>	
	<u>Long-Term Issuer Rating</u>		<u>Long-Term Issuer Rating</u>	
	<u>March 2021</u>		<u>March 2021</u>	
<u>Proxy Group of Seven Natural Gas Distribution Companies</u>	<u>Long-Term Issuer Rating (1)</u>	<u>Numerical Weighting (2)</u>	<u>Long-Term Issuer Rating (1)</u>	<u>Numerical Weighting (2)</u>
Atmos Energy Corporation	A1	5.0	A-	7.0
New Jersey Resources Corporation	A1	5.0	NR	--
Northwest Natural Holding Company	Baa1	8.0	A+	5.0
ONE Gas, Inc.	A3	7.0	BBB+	8.0
South Jersey Industries, Inc.	A3	7.0	BBB	9.0
Southwest Gas Holdings, Inc.	Baa1	8.0	A-	7.0
Spire Inc.	A1/A2	5.5	A-	7.0
Average	<u>A2/A3</u>	<u>6.5</u>	<u>A-</u>	<u>7.2</u>

Notes:

- (1) Ratings are that of the average of each company's utility operating subsidiaries.
- (2) From page 6 of this Attachment.

Source Information: Moody's Investors Service
 Standard & Poor's Global Utilities Rating Service

Numerical Assignment for
Moody's and Standard & Poor's Bond Ratings

<u>Moody's Bond Rating</u>	<u>Numerical Bond Weighting</u>	<u>Standard & Poor's Bond Rating</u>
Aaa	1	AAA
Aa1	2	AA+
Aa2	3	AA
Aa3	4	AA-
A1	5	A+
A2	6	A
A3	7	A-
Baa1	8	BBB+
Baa2	9	BBB
Baa3	10	BBB-
Ba1	11	BB+
Ba2	12	BB
Ba3	13	BB-
B1	14	B+
B2	15	B
B3	16	B-

Duke Energy Kentucky, Inc.
 Judgment of Equity Risk Premium for
Proxy Group of Seven Natural Gas Distribution Companies

<u>Line No.</u>		<u>Proxy Group of Seven Natural Gas Distribution Companies</u>
1.	Calculated equity risk premium based on the total market using the beta approach (1)	7.99 %
2.	Mean equity risk premium based on a study using the holding period returns of public utilities with A rated bonds (2)	5.57
3.	Predicted Equity Risk Premium Based on Regression Analysis of 798 Fully-Litigated Natural Gas Utility Rate Cases	<u>5.69</u>
4.	Average equity risk premium	<u><u>6.42 %</u></u>

Notes: (1) From page 8 of this Attachment.
 (2) From page 12 of this Attachment.
 (3) From page 13 of this Attachment.

Duke Energy Kentucky, Inc.
 Derivation of Equity Risk Premium Based on the Total Market Approach
 Using the Beta for the
Proxy Group of Seven Natural Gas Distribution Companies

<u>Line No.</u>	<u>Equity Risk Premium Measure</u>	<u>Proxy Group of Seven Natural Gas Distribution Companies</u>
<u>Ibbotson-Based Equity Risk Premiums:</u>		
1.	Ibbotson Equity Risk Premium (1)	5.92 %
2.	Regression on Ibbotson Risk Premium Data (2)	8.83
3.	Ibbotson Equity Risk Premium based on PRPM (3)	9.40
4.	Equity Risk Premium Based on Value Line Summary and Index (4)	5.03
5.	Equity Risk Premium Based on Value Line S&P 500 Companies (5)	10.77
6.	Equity Risk Premium Based on Bloomberg S&P 500 Companies (6)	<u>12.17</u>
7.	Conclusion of Equity Risk Premium	8.69 %
8.	Adjusted Beta (7)	<u>0.92</u>
9.	Forecasted Equity Risk Premium	<u><u>7.99 %</u></u>

Notes provided on page 9 of this Attachment.

Duke Energy Kentucky, Inc.
Derivation of Equity Risk Premium Based on the Total Market Approach
Using the Beta for the
Proxy Group of Seven Natural Gas Distribution Companies

Notes:

- (1) Based on the arithmetic mean historical monthly returns on large company common stocks from Duff & Phelps 2021 SBBI® Yearbook minus the arithmetic mean monthly yield of Moody's average Aaa and Aa corporate bonds from 1928-2020.
- (2) This equity risk premium is based on a regression of the monthly equity risk premiums of large company common stocks relative to Moody's average Aaa and Aa rated corporate bond yields from 1928-2020 referenced in Note 1 above.
- (3) The Predictive Risk Premium Model (PRPM) is discussed in the accompanying direct testimony. The Ibbotson equity risk premium based on the PRPM is derived by applying the PRPM to the monthly risk premiums between Ibbotson large company common stock monthly returns and average Aaa and Aa corporate monthly bond yields, from January 1928 through March 2021.
- (4) The equity risk premium based on the Value Line Summary and Index is derived by subtracting the average consensus forecast of Aaa corporate bonds of 3.44% (from page 3 of this Attachment) from the projected 3-5 year total annual market return of 8.47% (described fully in note 1 on page 2 of Attachment DWD-4).
- (5) Using data from Value Line for the S&P 500, an expected total return of 14.21% was derived based upon expected dividend yields and long-term earnings growth estimates as a proxy for capital appreciation. Subtracting the average consensus forecast of Aaa corporate bonds of 3.44% results in an expected equity risk premium of 10.77%.
- (6) Using data from the Bloomberg Professional Service for the S&P 500, an expected total return of 15.61% was derived based upon expected dividend yields and long-term earnings growth estimates as a proxy for capital appreciation. Subtracting the average consensus forecast of Aaa corporate bonds of 3.44% results in an expected equity risk premium of 12.17%.
- (7) Average of mean and median beta from Attachment DWD-4.

Sources of Information:

Stocks, Bonds, Bills, and Inflation - 2020 SBBI Yearbook, John Wiley & Sons, Inc.
Industrial Manual and Mergent Bond Record Monthly Update.
Value Line Summary and Index
Blue Chip Financial Forecasts, April 1, 2021 and December 1, 2020
Bloomberg Professional Service

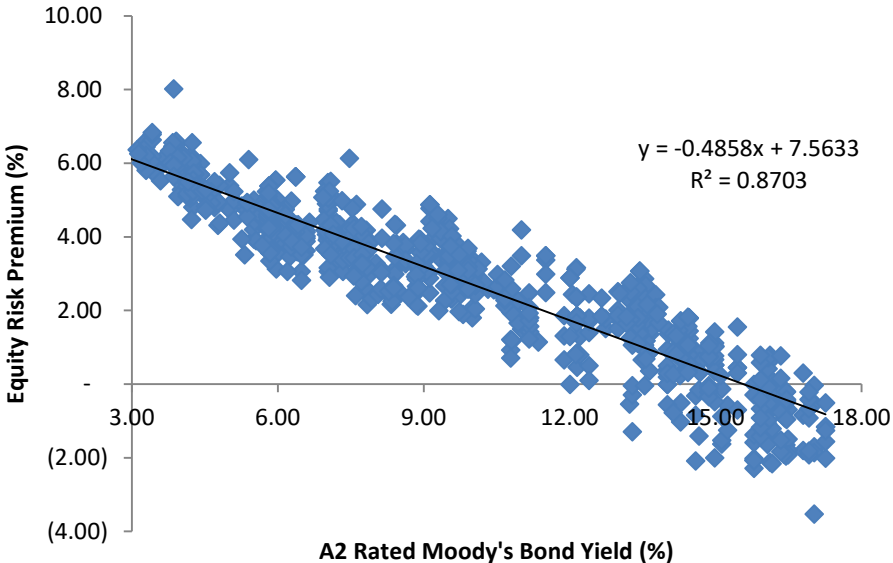
Duke Energy Kentucky, Inc.
 Derivation of Mean Equity Risk Premium Based Studies
 Using Holding Period Returns and
Projected Market Appreciation of the S&P Utility Index

<u>Line No.</u>		<u>Implied Equity Risk Premium</u>
	<u>Equity Risk Premium based on S&P Utility Index Holding Period Returns (1):</u>	
1.	Historical Equity Risk Premium	4.16 %
2.	Regression of Historical Equity Risk Premium (2)	6.45
3.	Forecasted Equity Risk Premium Based on PRPM (3)	4.77
4.	Forecasted Equity Risk Premium based on Projected Total Return on the S&P Utilities Index (Value Line Data) (4)	6.75
5.	Forecasted Equity Risk Premium based on Projected Total Return on the S&P Utilities Index (Bloomberg Data) (5)	<u>5.72</u>
6.	Average Equity Risk Premium (6)	<u><u>5.57 %</u></u>

- Notes: (1) Based on S&P Public Utility Index monthly total returns and Moody's Public Utility Bond average monthly yields from 1928-2020. Holding period returns are calculated based upon income received (dividends and interest) plus the relative change in the market value of a security over a one-year holding period.
- (2) This equity risk premium is based on a regression of the monthly equity risk premiums of the S&P Utility Index relative to Moody's A2 rated public utility bond yields from 1928 - 2020 referenced in note 1 above.
- (3) The Predictive Risk Premium Model (PRPM) is applied to the risk premium of the monthly total returns of the S&P Utility Index and the monthly yields on Moody's A2 rated public utility bonds from January 1928 - March 2021.

- (4) Using data from Value Line for the S&P Utilities Index, an expected return of 10.61% was derived based on expected dividend yields and long-term growth estimates as a proxy for market appreciation. Subtracting the expected A2 rated public utility bond yield of 3.86%, calculated on line 3 of page 3 of this Attachment results in an equity risk premium of 6.75%. $(10.61\% - 3.86\% = 6.75\%)$
- (5) Using data from Bloomberg Professional Service for the S&P Utilities Index, an expected return of 9.58% was derived based on expected dividend yields and long-term growth estimates as a proxy for market appreciation. Subtracting the expected A2 rated public utility bond yield of 3.86%, calculated on line 3 of page 3 of this Attachment results in an equity risk premium of 5.72%. $(9.58\% - 3.86\% = 5.72\%)$
- (6) Average of lines 1 through 5.

Duke Energy Kentucky, Inc.
Prediction of Equity Risk Premiums Relative to
Moody's A2 Rated Utility Bond Yields



<u>Constant</u>	<u>Slope</u>	<u>Prospective A2 Rated Utility Bond (1)</u>	<u>Prospective Equity Risk Premium</u>
7.563324 %	-0.48579	3.86 %	5.69 %

Notes:
 (1) From line 3 of page 3 of this Attachment.

Source of Information:
 Regulatory Research Associates
 Bloomberg Professional Services

Duke Energy Kentucky, Inc.
 Indicated Common Equity Cost Rate Through Use
 of the Traditional Capital Asset Pricing Model (CAPM) and Empirical Capital Asset Pricing Model (ECAPM)

	[1]	[2]	[3]	[4]	[5]	[6]	[7]	[8]
<u>Proxy Group of Seven Natural Gas Distribution Companies</u>	<u>Value Line Adjusted Beta</u>	<u>Bloomberg Adjusted Beta</u>	<u>Average Beta</u>	<u>Market Risk Premium (1)</u>	<u>Risk-Free Rate (2)</u>	<u>Traditional CAPM Cost Rate</u>	<u>ECAPM Cost Rate</u>	<u>Indicated Common Equity Cost</u>
Atmos Energy Corporation	0.80	0.91	0.85	9.54 %	2.73 %	10.84 %	11.20 %	11.02 %
New Jersey Resources Corporation	0.95	0.96	0.96	9.54	2.73	11.89	11.99	11.94
Northwest Natural Holding Company	0.80	0.83	0.82	9.54	2.73	10.55	10.98	10.77
ONE Gas, Inc.	0.80	0.99	0.90	9.54	2.73	11.32	11.56	11.44
South Jersey Industries, Inc.	1.05	0.97	1.01	9.54	2.73	12.37	12.34	12.36
Southwest Gas Holdings, Inc.	0.95	1.07	1.01	9.54	2.73	12.37	12.34	12.36
Spire Inc.	0.85	0.99	0.92	9.54	2.73	11.51	11.70	11.60
Mean			<u>0.92</u>			<u>11.55 %</u>	<u>11.73 %</u>	<u>11.64 %</u>
Median			<u>0.92</u>			<u>11.51 %</u>	<u>11.70 %</u>	<u>11.60 %</u>
Average of Mean and Median			<u>0.92</u>			<u>11.53 %</u>	<u>11.72 %</u>	<u>11.62 %</u>

Notes on page 2 of this Attachment.

Duke Energy Kentucky, Inc.
Notes to Accompany the Application of the CAPM and ECAPM

Notes:

- (1) The market risk premium (MRP) is derived by using six different measures from three sources: Ibbotson, Value Line, and Bloomberg as illustrated below:

Historical Data MRP Estimates:

Measure 1: Ibbotson Arithmetic Mean MRP (1926-2020)

Arithmetic Mean Monthly Returns for Large Stocks 1926-2020:	12.20 %
Arithmetic Mean Income Returns on Long-Term Government Bonds:	5.05
MRP based on Ibbotson Historical Data:	<u>7.15 %</u>

Measure 2: Application of a Regression Analysis to Ibbotson Historical Data (1926-2020)

9.54 %

Measure 3: Application of the PRPM to Ibbotson Historical Data: (January 1926 - March 2021)

10.46 %

Value Line MRP Estimates:

Measure 4: Value Line Projected MRP (Thirteen weeks ending April 02, 2021)

Total projected return on the market 3-5 years hence*:	8.47 %
Projected Risk-Free Rate (see note 2):	2.73
MRP based on Value Line Summary & Index:	<u>5.74 %</u>

*Forecasted 3-5 year capital appreciation plus expected dividend yield

Measure 5: Value Line Projected Return on the Market based on the S&P 500

Total return on the Market based on the S&P 500:	14.21 %
Projected Risk-Free Rate (see note 2):	<u>2.73</u>

MRP based on Value Line data 11.48 %

Measure 6: Bloomberg Projected MRP

Total return on the Market based on the S&P 500: 15.61 %

Projected Risk-Free Rate (see note 2): 2.73

MRP based on Bloomberg data 12.88 %

Average of Value Line, Ibbotson, and Bloomberg MRP: 9.54 %

(2) For reasons explained in the direct testimony, the appropriate risk-free rate for cost of capital purposes is the average forecast of 30 year Treasury Bonds per the consensus of nearly 50 economists reported in Blue Chip Financial Forecasts. (See pages 10 and 11 of Attachment DWD-3.) The projection of the risk-free rate is illustrated below:

Second Quarter 2021	2.40 %
Third Quarter 2021	2.50
Fourth Quarter 2021	2.50
First Quarter 2022	2.60
Second Quarter 2022	2.70
Third Quarter 2022	2.70
2022-2026	2.80
2027-2031	3.60
	<u>2.73</u> %

(3) Average of Column 6 and Column 7.

Sources of Information:

Value Line Summary and Index

Blue Chip Financial Forecasts, April 1, 2021 and December 1, 2020

Stocks, Bonds, Bills, and Inflation - 2020 SBBI Yearbook, John Wiley & Sons, Inc.

Bloomberg Professional Services

Duke Energy Kentucky, Inc.
 Basis of Selection of Comparable Risk
Domestic Non-Price Regulated Companies

	[1]	[2]	[3]	[4]
<u>Proxy Group of Seven Natural Gas Distribution Companies</u>	<u>Value Line Adjusted Beta</u>	<u>Unadjusted Beta</u>	<u>Residual Standard Error of the Regression</u>	<u>Standard Deviation of Beta</u>
Atmos Energy Corporation	0.80	0.66	2.7453	0.0685
New Jersey Resources Corporation	0.95	0.92	3.0205	0.0754
Northwest Natural Holding Company	0.80	0.69	3.1454	0.0785
ONE Gas, Inc.	0.80	0.67	2.7077	0.0676
South Jersey Industries, Inc.	1.05	1.00	3.4767	0.0868
Southwest Gas Holdings, Inc.	0.95	0.88	3.0244	0.0755
Spire Inc.	0.85	0.71	2.8287	0.0706
Average	<u>0.89</u>	<u>0.79</u>	<u>2.9927</u>	<u>0.0747</u>
Beta Range (+/- 2 std. Devs. of Beta) 2 std. Devs. of Beta	0.64 0.15	0.94		
Residual Std. Err. Range (+/- 2 std. Devs. of the Residual Std. Err.)	2.7297	3.2557		
Std. dev. of the Res. Std. Err.	0.1315			
2 std. devs. of the Res. Std. Err.	0.2630			

Source of Information: Valueline Proprietary Database, March 2021

Duke Energy Kentucky, Inc.
 Proxy Group of Non-Price Regulated Companies
 Comparable in Total Risk to the
Proxy Group of Seven Natural Gas Distribution Companies

<u>Proxy Group of Forty-Eight Non-Price Regulated Companies</u>	[1] <u>VL Adjusted Beta</u>	[2] <u>Unadjusted Beta</u>	[3] <u>Residual Standard Error of the Regression</u>	[4] <u>Standard Deviation of Beta</u>
Apple Inc.	0.90	0.81	3.1746	0.0792
Abbott Labs.	0.95	0.88	2.7401	0.0684
Assurant Inc.	0.90	0.84	2.9537	0.0737
ANSYS, Inc.	0.85	0.74	2.8841	0.0720
Booz Allen Hamilton	0.90	0.82	3.0468	0.0760
Becton, Dickinson	0.80	0.66	2.8952	0.0722
Brown-Forman 'B'	0.90	0.77	2.7453	0.0685
Broadridge Fin'l	0.85	0.70	2.7332	0.0682
Brady Corp.	1.00	0.93	3.0007	0.0749
CACI Int'l	0.95	0.86	3.1684	0.0791
Casey's Gen'l Stores	0.90	0.78	3.2522	0.0812
Cadence Design Sys.	0.90	0.79	3.0338	0.0757
Cerner Corp.	0.90	0.84	2.7309	0.0681
CSW Industrials	0.90	0.81	2.8884	0.0721
Quest Diagnostics	0.85	0.75	2.7411	0.0684
Lauder (Estee)	0.95	0.85	2.8216	0.0704
Exponent, Inc.	0.90	0.79	2.9131	0.0727
Fastenal Co.	0.90	0.85	3.2203	0.0804

Gentex Corp.	0.95	0.91	2.7546	0.0687
Int'l Flavors & Frag	0.95	0.87	3.2238	0.0804
Ingredion Inc.	0.90	0.78	2.8793	0.0718
Iron Mountain	0.90	0.82	3.0897	0.0771
Hunt (J.B.)	0.95	0.86	2.8344	0.0707
J&J Snack Foods	0.90	0.84	2.9208	0.0729
Henry (Jack) & Assoc	0.85	0.71	2.7734	0.0692
ManTech Int'l 'A'	0.85	0.77	3.0653	0.0765
McCormick & Co.	0.80	0.66	2.7887	0.0696
Altria Group	0.90	0.83	2.9215	0.0729
MSA Safety	1.00	0.94	3.0076	0.0750
MSCI Inc.	0.95	0.87	2.9662	0.0740
Motorola Solutions	0.90	0.80	2.7926	0.0697
Vail Resorts	0.95	0.88	3.1939	0.0797
Maxim Integrated	0.95	0.87	2.9404	0.0734
Northrop Grumman	0.85	0.71	2.9032	0.0724
Old Dominion Freight	0.90	0.83	3.0708	0.0766
PerkinElmer Inc.	0.95	0.86	2.8896	0.0721
Philip Morris Int'l	0.95	0.88	3.2481	0.0811
Pool Corp.	0.85	0.75	3.2001	0.0799
Post Holdings	0.95	0.86	3.0105	0.0751
RLI Corp.	0.80	0.64	2.9883	0.0746
Rollins, Inc.	0.85	0.73	2.9697	0.0741
Selective Ins. Group	0.85	0.77	3.0004	0.0749
Sirius XM Holdings	0.95	0.91	2.7995	0.0699
Bio-Techne Corp.	0.80	0.67	3.2475	0.0810

Tetra Tech	0.90	0.84	3.0245	0.0755
Waters Corp.	0.95	0.86	2.7531	0.0687
West Pharmac. Svcs.	0.85	0.70	3.1887	0.0796
Western Union	0.80	0.67	2.7346	0.0682
Average	<u>0.90</u>	<u>0.80</u>	<u>2.9609</u>	<u>0.0739</u>
Proxy Group of Seven Natural Gas Distribution Companies	<u>0.89</u>	<u>0.79</u>	<u>2.9927</u>	<u>0.0747</u>

Source of Information:

Valueline Proprietary Database, March 2021

Duke Energy Kentucky, Inc.
 Summary of Cost of Equity Models Applied to
 Proxy Group of Forty-Eight Non-Price Regulated Companies
 Comparable in Total Risk to the
Proxy Group of Seven Natural Gas Distribution Companies

<u>Principal Methods</u>	<u>Proxy Group of Forty-Eight Non- Price Regulated Companies</u>
Discounted Cash Flow Model (DCF) (1)	12.60 %
Risk Premium Model (RPM) (2)	12.35
Capital Asset Pricing Model (CAPM) (3)	11.59
	12.18 %
	12.35 %
	12.27 %

Notes:

- (1) From page 2 of this Attachment.
- (2) From page 3 of this Attachment.
- (3) From page 6 of this Attachment.

Duke Energy Kentucky, Inc.
 DCF Results for the Proxy Group of Non-Price-Regulated Companies Comparable in Total Risk to the
Proxy Group of Seven Natural Gas Distribution Companies

	[1]	[2]	[3]	[4]	[5]	[6]	[7]	[8]
<u>Proxy Group of Forty-Eight Non-Price Regulated Companies</u>	<u>Average Dividend Yield</u>	<u>Value Line Projected Five Year Growth in EPS</u>	<u>Zack's Five Year Projected Growth Rate in EPS</u>	<u>Bloomberg's Five Year Projected Growth Rate in EPS</u>	<u>Yahoo! Finance Projected Five Year Growth in EPS</u>	<u>Average Projected Five Year Growth Rate in EPS</u>	<u>Adjusted Dividend Yield</u>	<u>Indicated Common Equity Cost Rate (1)</u>
Apple Inc.	0.64 %	14.50 %	11.00 %	9.50 %	14.69 %	12.42 %	0.68 %	13.10 %
Abbott Labs.	1.52	12.00	14.00	14.20	15.58	13.94	1.63	15.57
Assurant Inc.	1.96	11.50	NA	NA	19.40	15.45	2.11	17.56
ANSYS, Inc.	-	10.00	NA	12.05	8.00	10.02	-	NA
Booz Allen Hamilton	1.76	12.50	10.60	NA	10.99	11.36	1.86	13.22
Becton, Dickinson	1.33	9.00	9.00	9.54	12.00	9.88	1.40	11.28
Brown-Forman 'B'	0.98	12.00	NA	5.39	7.53	8.31	1.02	9.33
Broadridge Fin'l	1.56	10.50	NA	10.70	10.00	10.40	1.64	12.04
Brady Corp.	1.68	8.00	7.00	7.33	7.00	7.33	1.74	9.07
CACI Int'l	-	14.00	10.50	10.53	12.91	11.99	-	NA
Casey's Gen'l Stores	0.68	9.00	NA	15.81	7.85	10.89	0.72	11.61
Cadence Design Sys.	-	13.00	11.10	11.90	11.10	11.78	-	NA
Cerner Corp.	1.17	8.00	12.30	8.61	11.51	10.11	1.23	11.34
CSW Industrials	0.42	8.50	NA	NA	12.00	10.25	0.44	10.69
Quest Diagnostics	2.01	10.00	26.50	(6.93)	9.22	15.24	2.16	17.40
Lauder (Estee)	0.77	11.00	10.70	17.23	21.10	15.01	0.83	15.84
Exponent, Inc.	0.85	12.00	NA	13.30	15.00	13.43	0.91	14.34
Fastenal Co.	2.34	8.00	9.00	10.15	8.04	8.80	2.44	11.24
Gentex Corp.	1.35	10.50	4.70	10.25	15.80	10.31	1.42	11.73
Int'l Flavors & Frag	2.37	6.50	10.00	21.05	10.00	11.89	2.51	14.40
Ingredion Inc.	2.99	6.00	NA	11.00	1.90	6.30	3.08	9.38
Iron Mountain	7.38	7.50	1.70	4.00	1.70	3.73	7.52	11.25
Hunt (J.B.)	0.74	6.50	15.00	17.23	20.73	14.87	0.80	15.67
J&J Snack Foods	1.47	10.00	NA	NA	6.00	8.00	1.53	9.53
Henry (Jack) & Assoc	1.21	10.50	10.90	12.47	10.02	10.97	1.28	12.25
ManTech Int'l 'A'	1.74	12.00	5.10	5.06	4.53	6.67	1.80	8.47
McCormick & Co.	1.53	6.50	6.60	5.82	5.50	6.11	1.58	7.69
Altria Group	7.66	6.50	4.00	2.70	4.42	4.41	7.83	12.24
MSA Safety	1.07	6.50	NA	9.00	18.00	11.17	1.13	12.30
MSCI Inc.	0.74	18.00	NA	12.20	14.37	14.86	0.79	15.65
Motorola Solutions	1.59	7.00	9.00	11.30	5.88	8.30	1.66	9.96
Vail Resorts	-	8.50	NA	86.86	69.80	55.05	-	NA
Maxim Integrated	-	8.00	10.00	11.30	18.44	11.94	-	NA
Northrop Grumman	1.92	7.00	NA	4.96	5.44	5.80	1.98	7.78
Old Dominion Freight	0.37	9.00	15.30	16.18	15.89	14.09	0.40	14.49
PerkinElmer Inc.	0.20	17.50	19.50	(6.87)	17.20	18.07	0.22	18.29

Philip Morris Int'l	5.65	5.00	8.30	10.39	11.42	8.78	5.90	14.68
Pool Corp.	0.67	17.50	NA	17.00	17.00	17.17	0.73	17.90
Post Holdings	-	11.50	NA	20.30	31.20	21.00	-	NA
RLI Corp.	0.90	12.50	NA	NA	9.80	11.15	0.95	12.10
Rollins, Inc.	0.89	11.50	NA	NA	8.20	9.85	0.93	10.78
Selective Ins. Group	1.44	8.50	NA	NA	5.10	6.80	1.49	8.29
Sirius XM Holdings	0.96	24.50	14.80	26.96	12.93	19.80	1.06	20.86
Bio-Techne Corp.	0.35	12.50	15.00	19.03	15.00	15.38	0.38	15.76
Tetra Tech	0.51	13.50	15.00	13.85	15.00	14.34	0.55	14.89
Waters Corp.	-	6.00	8.80	9.03	7.17	7.75	-	NA
West Pharmac. Svcs.	0.24	17.00	22.60	17.21	22.60	19.85	0.26	20.11
Western Union	3.99	6.00	NA	4.57	9.25	6.61	4.12	<u>10.73</u>
							Mean	<u>12.95</u> %
							Median	<u>12.24</u> %
							Average of Mean and Median	<u>12.60</u> %

NA= Not Available

NMF= Not Meaningful Figure

- (1) The application of the DCF model to the domestic, non-price regulated comparable risk companies is identical to the application of the DCF to the Utility Proxy Group. The dividend yield is derived by using the 60 day average price and the spot indicated dividend as of March 31, 2021. The dividend yield is then adjusted by 1/2 the average projected growth rate in EPS, which is calculated by averaging the 5 year projected growth in EPS provided by Value Line, www.zacks.com, Bloomberg Professional Services, and www.yahoo.com (excluding any negative growth rates) and then adding that growth rate to the adjusted dividend yield.

Source of Information: Value Line Investment Survey
 www.zacks.com Downloaded on 03/31/2021
 www.yahoo.com Downloaded on 03/31/2021
 Bloomberg Professional Services

Duke Energy Kentucky, Inc.
 Indicated Common Equity Cost Rate
 Through Use of a Risk Premium Model
Using an Adjusted Total Market Approach

<u>Line No.</u>		<u>Proxy Group of Forty- Eight Non-Price Regulated Companies</u>
1.	Prospective Yield on Baa2 Rated Corporate Bonds (1)	4.36 %
2.	Equity Risk Premium (2)	<u>7.99</u>
3.	Risk Premium Derived Common Equity Cost Rate	<u><u>12.35</u></u> %

Notes: (1) Average forecast of Baa2 corporate bonds based upon the consensus of nearly 50 economists reported in Blue Chip Financial Forecasts dated April 1, 2021 and December 1, 2020 (see pages 10 and 11 of Attachment DWD-3). The estimates are detailed below.

Second Quarter 2021	3.90 %
Third Quarter 2021	4.00
Fourth Quarter 2021	4.10
First Quarter 2022	4.20
Second Quarter 2022	4.30
Third Quarter 2022	4.40
2022-2026	4.60
2027-2031	<u>5.40</u>
Average	<u><u>4.36</u></u> %

(2) From page 5 of this Attachment.

Duke Energy Kentucky, Inc.
 Comparison of Long-Term Issuer Ratings for the
 Proxy Group of Forty-Eight Non-Price Regulated Companies of Comparable risk to the
Proxy Group of Seven Natural Gas Distribution Companies

<u>Proxy Group of Forty-Eight Non-Price Regulated Companies</u>	<u>Moody's Long-Term Issuer Rating March 2021</u>		<u>Standard & Poor's Long-Term Issuer Rating March 2021</u>	
	<u>Long-Term Issuer Rating</u>	<u>Numerical Weighting (1)</u>	<u>Long-Term Issuer Rating</u>	<u>Numerical Weighting (1)</u>
Apple Inc.	Aa1	2.0	AA+	2.0
Abbott Labs.	A3	7.0	A	6.0
Assurant Inc.	Baa3	10.0	BBB	9.0
ANSYS, Inc.	NA	--	NA	--
Booz Allen Hamilton	NA	--	NA	--
Becton, Dickinson	Baa3	10.0	BBB	9.0
Brown-Forman 'B'	A1	5.0	A-	7.0
Broadridge Fin'l	Baa1	8.0	BBB+	8.0
Brady Corp.	NA	--	NA	--
CACI Int'l	NA	--	BB+	11.0
Casey's Gen'l Stores	NA	--	NA	--
Cadence Design Sys.	Baa2	9.0	BBB+	8.0
Cerner Corp.	NA	--	NA	--
CSW Industrials	NA	--	NA	--
Quest Diagnostics	Baa2	9.0	BBB+	8.0

Lauder (Estee)	A1	5.0	A+	5.0
Exponent, Inc.	NA	--	NA	--
Fastenal Co.	NA	--	NA	--
Gentex Corp.	NA	--	NA	--
Int'l Flavors & Frag	Baa3	10.0	BBB	9.0
Ingredion Inc.	Baa1	8.0	BBB	9.0
Iron Mountain	Ba3	13.0	BB-	13.0
Hunt (J.B.)	Baa1	8.0	BBB+	8.0
J&J Snack Foods	NA	--	NA	--
Henry (Jack) & Assoc	NA	--	NA	--
ManTech Int'l 'A'	WR	--	BB+	11.0
McCormick & Co.	Baa2	9.0	BBB	9.0
Altria Group	A3	7.0	BBB	9.0
MSA Safety	NA	--	NA	--
MSCI Inc.	Ba2	12.0	BB+	11.0
Motorola Solutions	Baa3	10.0	BBB-	10.0
Vail Resorts	B2	15.0	BB	12.0
Maxim Integrated	Baa1	8.0	BBB+	8.0
Northrop Grumman	Baa2	9.0	BBB+	8.0
Old Dominion Freight	NA	--	NA	--
PerkinElmer Inc.	Baa3	10.0	BBB	9.0
Philip Morris Int'l	A2	6.0	A	6.0
Pool Corp.	NA	--	NA	--
Post Holdings	B2	15.0	B+	14.0
RLI Corp.	Baa2	9.0	BBB+	8.0
Rollins, Inc.	NA	--	NA	--
Selective Ins. Group	Baa2	9.0	BBB	9.0
Sirius XM Holdings	NA	--	BB	12.0
Bio-Techne Corp.	NA	--	NA	--
Tetra Tech	NA	--	NA	--

Waters Corp.	NA	--	NA	--
West Pharmac. Svcs.	NA	--	NA	--
Western Union	Baa2	9.0	BBB	9.0
	<hr/>	<hr/>	<hr/>	<hr/>
Average	Baa2	8.9	BBB	8.9
	<hr/> <hr/>	<hr/> <hr/>	<hr/> <hr/>	<hr/> <hr/>

Notes:

(1) From page 6 of Attachment DWD-3.

Source of Information:

Bloomberg Professional Services

Duke Energy Kentucky, Inc.
 Derivation of Equity Risk Premium Based on the Total Market Approach
 Using the Beta for
 Proxy Group of Forty-Eight Non-Price Regulated Companies of Comparable risk to the
Proxy Group of Seven Natural Gas Distribution Companies

<u>Line No.</u>	<u>Equity Risk Premium Measure</u>	<u>Proxy Group of Forty-Eight Non- Price Regulated Companies</u>
<u>Ibbotson-Based Equity Risk Premiums:</u>		
1.	Ibbotson Equity Risk Premium (1)	5.92 %
2.	Regression on Ibbotson Risk Premium Data (2)	8.83
3.	Ibbotson Equity Risk Premium based on PRPM (3)	9.40
4.	Equity Risk Premium Based on <u>Value Line</u> Summary and Index (4)	5.03
5	Equity Risk Premium Based on <u>Value Line</u> S&P 500 Companies (5)	10.77
6.	Equity Risk Premium Based on Bloomberg S&P 500 Companies (6)	<u>12.17</u>
7.	Conclusion of Equity Risk Premium	8.69 %
8.	Adjusted Beta (7)	<u>0.92</u>
9.	Forecasted Equity Risk Premium	<u><u>7.99 %</u></u>

Notes:

- (1) From note 1 of page 9 of Attachment DWD-3.
- (2) From note 2 of page 9 of Attachment DWD-3.
- (3) From note 3 of page 9 of Attachment DWD-3.
- (4) From note 4 of page 9 of Attachment DWD-3.
- (5) From note 5 of page 9 of Attachment DWD-3.
- (6) From note 6 of page 9 of Attachment DWD-3.
- (7) Average of mean and median beta from page 6 of this Attachment.

Sources of Information:

Stocks, Bonds, Bills, and Inflation - 2020 SBBI Yearbook, John Wiley & Sons, Inc.
 Value Line Summary and Index
 Blue Chip Financial Forecasts, April 1, 2021 and December 1, 2020
 Bloomberg Professional Services

Duke Energy Kentucky, Inc.
 Traditional CAPM and ECAPM Results for the Proxy Group of Non-Price-Regulated Companies Comparable in Total Risk to the
Proxy Group of Seven Natural Gas Distribution Companies

	[1]	[2]	[3]	[4]	[5]	[6]	[7]	[8]
Proxy Group of Forty-Eight Non-Price Regulated Companies	Value Line Adjusted Beta	Bloomberg Beta	Average Beta	Market Risk Premium (1)	Risk-Free Rate (2)	Traditional CAPM Cost Rate	ECAPM Cost Rate	Indicated Common Equity Cost Rate (3)
Apple Inc.	0.90	1.02	0.96	9.54 %	2.73 %	11.89 %	11.99 %	11.94 %
Abbott Labs.	0.95	0.86	0.90	9.54	2.73	11.32	11.56	11.44
Assurant Inc.	0.95	0.98	0.97	9.54	2.73	11.99	12.06	12.02
ANSYS, Inc.	0.85	0.97	0.91	9.54	2.73	11.41	11.63	11.52
Booz Allen Hamilton	0.90	0.90	0.90	9.54	2.73	11.32	11.56	11.44
Becton, Dickinson	0.80	0.59	0.69	9.54	2.73	9.31	10.05	9.68
Brown-Forman 'B'	0.85	0.98	0.92	9.54	2.73	11.51	11.70	11.60
Broadridge Fin'l	0.85	0.83	0.84	9.54	2.73	10.75	11.13	10.94
Brady Corp.	1.00	1.05	1.03	9.54	2.73	12.56	12.49	12.52
CACI Int'l	0.95	1.00	0.97	9.54	2.73	11.99	12.06	12.02
Casey's Gen'l Stores	0.85	0.91	0.88	9.54	2.73	11.13	11.41	11.27
Cadence Design Sys.	0.90	0.98	0.94	9.54	2.73	11.70	11.84	11.77
Cerner Corp.	0.90	0.89	0.89	9.54	2.73	11.22	11.48	11.35
CSW Industrials	0.85	1.03	0.94	9.54	2.73	11.70	11.84	11.77
Quest Diagnostics	0.85	0.96	0.91	9.54	2.73	11.41	11.63	11.52
Lauder (Estee)	0.95	1.01	0.98	9.54	2.73	12.08	12.13	12.10
Exponent, Inc.	0.90	0.94	0.92	9.54	2.73	11.51	11.70	11.60
Fastenal Co.	0.90	0.97	0.93	9.54	2.73	11.60	11.77	11.69
Gentex Corp.	0.95	1.07	1.01	9.54	2.73	12.37	12.34	12.36
Int'l Flavors & Frag	0.95	1.08	1.01	9.54	2.73	12.37	12.34	12.36
Ingredion Inc.	0.90	0.93	0.91	9.54	2.73	11.41	11.63	11.52
Iron Mountain	0.90	1.02	0.96	9.54	2.73	11.89	11.99	11.94
Hunt (J.B.)	0.95	0.92	0.94	9.54	2.73	11.70	11.84	11.77
J&J Snack Foods	0.90	0.77	0.84	9.54	2.73	10.75	11.13	10.94
Henry (Jack) & Assoc	0.85	0.89	0.87	9.54	2.73	11.03	11.34	11.19
ManTech Int'l 'A'	0.85	1.12	0.99	9.54	2.73	12.18	12.20	12.19
McCormick & Co.	0.85	0.69	0.77	9.54	2.73	10.08	10.63	10.35
Altria Group	0.90	0.89	0.89	9.54	2.73	11.22	11.48	11.35
MSA Safety	1.00	1.00	1.00	9.54	2.73	12.27	12.27	12.27
MSCI Inc.	0.95	0.93	0.94	9.54	2.73	11.70	11.84	11.77
Motorola Solutions	0.90	0.95	0.92	9.54	2.73	11.51	11.70	11.60
Vail Resorts	0.90	1.15	1.02	9.54	2.73	12.46	12.41	12.44
Maxim Integrated	0.95	1.00	0.97	9.54	2.73	11.99	12.06	12.02
Northrop Grumman	0.85	0.79	0.82	9.54	2.73	10.55	10.98	10.77

Old Dominion Freight	0.90	0.98	0.94	9.54	2.73	11.70	11.84	11.77
PerkinElmer Inc.	0.95	0.84	0.90	9.54	2.73	11.32	11.56	11.44
Philip Morris Int'l	0.95	0.92	0.94	9.54	2.73	11.70	11.84	11.77
Pool Corp.	0.90	0.94	0.92	9.54	2.73	11.51	11.70	11.60
Post Holdings	0.95	0.90	0.92	9.54	2.73	11.51	11.70	11.60
RLI Corp.	0.80	0.89	0.84	9.54	2.73	10.75	11.13	10.94
Rollins, Inc.	0.85	0.69	0.77	9.54	2.73	10.08	10.63	10.35
Selective Ins. Group	0.85	0.96	0.91	9.54	2.73	11.41	11.63	11.52
Sirius XM Holdings	1.00	1.10	1.05	9.54	2.73	12.75	12.63	12.69
Bio-Techne Corp.	0.80	0.92	0.86	9.54	2.73	10.94	11.27	11.10
Tetra Tech	0.90	1.05	0.98	9.54	2.73	12.08	12.13	12.10
Waters Corp.	0.95	0.85	0.90	9.54	2.73	11.32	11.56	11.44
West Pharmac. Svcs.	0.85	0.76	0.80	9.54	2.73	10.36	10.84	10.60
Western Union	0.80	1.05	<u>0.92</u>	9.54	2.73	<u>11.51</u>	<u>11.70</u>	<u>11.60</u>
		Mean	<u>0.92</u>			<u>11.47</u> %	<u>11.67</u> %	<u>11.57</u> %
		Median	<u>0.92</u>			<u>11.51</u> %	<u>11.70</u> %	<u>11.60</u> %
		Average of Mean and Median	<u>0.92</u>			<u>11.49</u> %	<u>11.69</u> %	<u>11.59</u> %

Notes:

- (1) From note 1 of page 2 of Attachment DWD-4.
- (2) From note 2 of page 2 of Attachment DWD-4.
- (3) Average of CAPM and ECAPM cost rates.

Duke Energy Kentucky, Inc.
 Derivation of Investment Risk Adjustment Based upon
Ibbotson Associates' Size Premia for the Decile Portfolios of the NYSE/AMEX/NASDAQ

Line No.		[1]		[2]	[3]	[4]
		Market Capitalization on September 30, 2020 (1) (millions)	(times larger)	Applicable Decile of the NYSE/AMEX/NASDAQ (2)	Applicable Size Premium (3)	Spread from Applicable Size Premium (4)
1.	<u>Duke Energy Kentucky, Inc.</u>	\$ 1,241.112		7	1.54%	
2.	<u>Proxy Group of Seven Natural Gas Distribution Companies</u>	\$ 4,574.713	3.7 x	4	0.75%	0.79%
			[A]	[B]	[C]	[D]
			Decile	Market Capitalization of Smallest Company (millions)	Market Capitalization of Largest Company (millions)	Size Premium (Return in Excess of CAPM)*
		Largest	1	\$ 29,025.803	\$ 1,966,078.882	-0.22%
			2	13,178.743	28,808.073	0.49%
			3	6,743.361	13,177.828	0.71%
			4	3,861.858	6,710.676	0.75%
			5	2,445.693	3,836.536	1.09%
			6	1,591.865	2,444.745	1.37%
			7	911.586	1,591.765	1.54%
			8	451.955	911.103	1.46%
			9	190.019	451.800	2.29%
		Smallest	10	2.194	189.831	5.01%

*From 2021 Duff & Phelps Cost of Capital Navigator

Notes:

- (1) From page 2 of this Attachment.
- (2) Gleaned from Columns [B] and [C] on the bottom of this page. The appropriate decile (Column [A]) corresponds to the market capitalization of the proxy group, which is found in Column [1].
- (3) Corresponding risk premium to the decile is provided in Column [D] on the bottom of this page.
- (4) Line No. 1 Column [3] – Line No. 2 Column [3]. For example, the 0.79% in Column [4], Line No. 2 is derived as follows 0.79% = 1.54% - 0.75%.

Duke Energy Kentucky, Inc.
 Market Capitalization of Duke Energy Kentucky, Inc. and the
Proxy Group of Seven Natural Gas Distribution Companies

Company	Exchange	[1] Common Stock Shares Outstanding at Fiscal Year End 2020 (millions)	[2] Book Value per Share at Fiscal Year End 2020 (1)	[3] Total Common Equity at Fiscal Year End 2020 (millions)	[4] Closing Stock Market Price on March 31, 2021	[5] Market-to- Book Ratio on March 31, 2021 (2)	[6] Market Capitalization on March 31, 2021 (3) (millions)
Duke Energy Kentucky, Inc.		NA	NA	718.236 (4)	NA		
Based upon Proxy Group of Seven Natural Gas Distribution Companies						172.8 (5)	\$ 1,241.112 (6)
<u>Proxy Group of Seven Natural Gas Distribution Companies</u>							
Atmos Energy Corporation	NYSE	\$ 125.882	\$ 53.949	\$ 6,791.203	\$ 98.850	183.2 %	\$ 12,443.483
New Jersey Resources Corporation	NYSE	95.949	19.226	1,844.692	39.870	207.4	3,825.494
Northwest Natural Holding Company	NYSE	30.589	29.054	888.733	53.950	185.7	1,650.277
ONE Gas, Inc.	NYSE	53.167	42.006	2,233.311	76.910	183.1	4,089.053
South Jersey Industries, Inc.	NYSE	100.592	16.571	1,666.876	22.580	136.3	2,271.366
Southwest Gas Holdings, Inc.	NYSE	57.193	46.771	2,674.953	68.710	146.9	3,929.726
Spire Inc.	NYSE	51.612	44.182	2,280.300	73.890	167.2	3,813.595
Average		\$ 73.569	\$ 35.966	\$ 2,625.724	\$ 62.109	172.8 %	\$ 4,574.713

NA= Not Available

- Notes: (1) Column 3 / Column 1.
 (2) Column 4 / Column 2.
 (3) Column 1 * Column 4.
 (4) Requested rate base multiplied by the requested common equity ratio.
 (5) The market-to-book ratio of Duke Energy Kentucky, Inc. on March 31, 2021 is assumed to be equal to the market-to-book ratio of Proxy Group of Seven Natural Gas Distribution Companies on March 31, 2021 as appropriate.
 (6) Column [3] multiplied by Column [5].

Source of Information: 2020 Annual Forms 10K
 yahoo.finance.com
 Bloomberg Professional

Duke Energy Kentucky, Inc.
Derivation of the Flotation Cost Adjustment to the Cost of Common Equity

Equity Issuances since 2010

		[Column 1]	[Column 2]	[Column 3]	[Column 4]	[Column 5]	[Column 6]	[Column 7]	[Column 8]	[Column 9]	[Column 10]
<u>Date of Offering</u>	<u>Transaction (1)</u>	<u>Shares Issued</u>	<u>Market Price per Share</u>	<u>Average Offering Price per Share</u>	<u>Market Pressure (2)</u>	<u>Total Offering Expense per Share</u>	<u>Net Proceeds per Share (3)</u>	<u>Gross Equity Issue before Costs (4)</u>	<u>Total Net Proceeds (5)</u>	<u>Total Flotation Costs (6)</u>	<u>Flotation Cost Percentage (7)</u>
11/18/19	Equity Offering	28,750,000	\$ 88.65	\$ 85.99	\$ 2.66	\$ 0.021	\$ 85.9694	\$ 2,548,687,500	\$ 2,471,620,500	\$ 77,067,000	3.02%
03/06/18	Equity Offering	21,275,000	\$ 75.86	\$ 74.07	\$ 1.79	\$ 0.021	\$ 74.0508	\$ 1,613,921,500	\$ 1,575,431,800	\$ 38,489,700	2.38%
03/01/16	Equity Offering	10,637,500	\$ 73.35	\$ 69.84	\$ 3.51	\$ 0.038	\$ 69.8024	\$ 780,260,625	\$ 742,523,000	\$ 37,737,625	4.84%
								<u>\$ 4,942,869,625</u>	<u>\$ 4,789,575,300</u>	<u>\$ 153,294,325</u>	<u>3.10%</u>

Flotation Cost Adjustment

	<u>Average Dividend Yield</u>	<u>Average Projected EPS Growth Rate</u>	<u>Adjusted Dividend Yield</u>	<u>Average DCF Cost Rate Unadjusted for Flotation (8)</u>	<u>DCF Cost Rate Adjusted for Flotation (9)</u>	<u>Flotation Cost Adjustment (10)</u>
Proxy Group of Seven Natural Gas Distribution Companies	<u>3.74 %</u>	<u>5.94 %</u>	<u>3.85 %</u>	<u>9.79 %</u>	<u>9.91 %</u>	<u>0.12 %</u>

See page 2 of this Attachment for notes.

Source of Information: Company SEC filings

Summary of Adjustment Clauses & Alternative Regulation/Incentive Plans

Company	Parent	State	Adjustment Clauses					Alternative Regulation / Incentive Plans	
			Gas Commodity	Decoupling (F/P) [1]	Capital Investment [2]	Energy Efficiency [3]	Other [4]	Formula-Based Rates	Earnings Sharing/PBR
Atmos Energy	ATO	Colorado	✓		✓	✓			
Atmos Energy	ATO	Kansas	✓	P	✓		✓		
Atmos Energy	ATO	Kentucky	✓	P	✓	✓			✓
Atmos Energy	ATO	Louisiana	✓	P	✓			✓	✓
Atmos Energy	ATO	Mississippi	✓	P	✓	✓		✓	
Atmos Energy	ATO	Tennessee	✓	P	✓		✓		✓
Atmos Energy	ATO	Texas	✓	P	✓	✓	✓		
Atmos Energy	ATO	Virginia	✓	P	✓				
New Jersey Natural Gas	NJR	New Jersey	✓	F	✓	✓	✓		
Northwest Natural Gas	NWN	Oregon	✓	P		✓	✓		
Northwest Natural Gas	NWN	Washington	✓			✓	✓		
Kansas Gas Service	OGS	Kansas	✓	P	✓		✓		
Oklahoma Natural Gas	OGS	Oklahoma	✓	P	✓	✓	✓	✓	✓
Texas Gas Service	OGS	Texas	✓	P	✓	✓	✓	✓	
Elizabethtown Gas	SJI	New Jersey	✓	P	✓	✓	✓		
South Jersey Gas	SJI	New Jersey	✓	F	✓	✓	✓		
Southwest Gas Corporation	SWX	Arizona	✓	F	✓	✓	✓		
Southwest Gas Corporation	SWX	California	✓	F	✓	✓	✓		
Southwest Gas Corporation	SWX	Nevada	✓	F	✓	✓	✓		
Alabama Gas Corporation	SR	Alabama	✓	P	✓		✓	✓	
Spire Gulf Inc. (Mobile Gas Corporation)	SR	Alabama	✓	P	✓		✓	✓	
Spire Missouri East	SR	Missouri	✓	P	✓		✓		
Spire Missouri West	SR	Missouri	✓	P	✓		✓		

Notes:

Note: A mechanism may cover one or more cost categories; therefore, designations may not indicate separate mechanisms for each category.

[1] Full or partial decoupling (such as Fixed Variable rate design, weather normalization clauses, and recovery of lost revenues as a result of Energy Efficiency programs). All full or partial decoupling mechanisms include weather normalization adjustments.

[2] Includes recovery of costs related to infrastructure replacement, system integrity/hardening, and other capital expenditures.

[3] Utility-sponsored conservation, energy efficiency, or other demand side management programs.

[4] Pension expenses, bad debt costs, storm costs, transmission/transportation costs, environmental, regulatory fee, government & franchise fees and taxes, economic development, and low income programs.

Sources: Operating company tariffs; Regulatory Research Associates, *Alternative Ratemaking Plans in the US*, April 16, 2020; Regulatory Research Associates, *Adjustment Clauses: A State-by-State Overview*, November 12, 2019; Edison Electric Institute, *Alternative Regulation for Emerging Utility Challenges: 2015 Update*, November 11, 2015.

Bond Index - Date	Mar-21	Feb-21	Jan-21
MOODUAA Index	3.27	2.93	2.73
MOODUA Index	3.44	3.09	2.91
MOODUBAA Index	3.72	3.37	3.18
MOODCAA Index	3.04	2.70	2.45
MOODCAA Index	3.17	2.83	2.61
MOODCA Index	3.37	3.03	2.84
MOODCBAA Index	3.74	3.42	3.24

Historical Risk Premium Data

Arithmetic Mean of Monthly Returns on Large Company Common Stocks (1928 - 2020)	11.94%
Arithmetic Mean of Moody's Aaa and Aa Corporate Bond Yields (1928 - 2020)	6.02%
Arithmetic Mean Holding Period Returns on the S&P Utility Index (1928 - 2020)	10.65%
Arithmetic Mean on Moody's A Rated Public Utility Bond Yields (1928 - 2020)	6.49%

Ticker	Company Name	EPS Growth Rates				Beta			Annual Div.	Value Line Beta Calculation				Bond Ratings	
		Zacks	Yahoo	Bloomberg	Value Line	Value Line	Bloomberg	Unadjusted		R Factor	Std. Error	Std. Dev Y	Std. Dev Beta	S&P	Moody's
ATO	Atmos Energy Corporation	7.30%	7.00%	7.10%	7.00%	0.80	0.91	0.66	2.50	0.5168	2.7453	3.2005	0.0685	A-	A1
NJR	New Jersey Resources Corporation	6.00%	6.00%	7.73%	1.50%	0.95	0.96	0.92	1.33	0.6069	3.0205	3.7932	0.0754	NR	A1
NWN	Northwest Natural Holding Company	NA	3.10%	5.00%	5.50%	0.80	0.83	0.69	1.92	0.4791	3.1454	3.5765	0.0785	A+	Baa1
OGS	ONE Gas, Inc.	5.00%	5.00%	5.67%	6.50%	0.80	0.99	0.67	2.32	0.5278	2.7077	3.1816	0.0676	BBB+	A3
SJI	South Jersey Industries, Inc.	4.40%	4.40%	2.68%	10.50%	1.05	0.97	1.00	1.21	0.5839	3.4767	4.2742	0.0868	BBB	A3
SWX	Southwest Gas Holdings, Inc.	5.00%	4.00%	5.00%	8.00%	0.95	1.07	0.88	2.38	0.5892	3.0244	3.7360	0.0755	A-	Baa1
SR	Spire Inc.	5.00%	5.70%	12.62%	9.00%	0.85	0.99	0.71	2.60	0.5339	2.8287	3.3389	0.0706	A-	A1/A2

S&P	Moody's			S&P	Moody's
BBB	NR	Elizabethtown Gas Company	SJI	9.00	NR
BBB	A3	South Jersey Gas Company	SJI	9.00	7.00
				<u>9.00</u>	<u>7.00</u>
A-	Baa1	Southwest Gas Corporation	SWX	<u>7.00</u>	<u>8.00</u>
A-	A2	Spire Alabama Inc.	SR	7.00	6.00
A-	A1	Spire Missouri Inc.	SR	7.00	5.00
				<u>7.00</u>	<u>5.50</u>

Tickers PX_LAST	ATO	NJR		NWN		OGS		SJI		SWX		SR			
		ATO US	Equity	NJR US	Equit	NWN US	Eq	OGS US	Equ	SJI US	Equit	SWX US	Eq	SR US	Equity
1	3/31/2021		98.85		39.87		53.95		76.91		22.58		68.71		73.89
2	3/30/2021		98.89		40.50		53.69		76.06		22.94		69.10		73.88
3	3/29/2021		98.85		40.66		53.88		76.27		22.67		69.33		73.62
4	3/26/2021		97.24		39.77		52.63		74.99		22.25		67.26		74.05
5	3/25/2021		97.08		40.12		52.70		75.22		22.58		68.51		72.99
6	3/24/2021		95.85		39.97		53.11		74.47		22.41		68.56		72.26
7	3/23/2021		94.18		39.38		51.23		73.31		22.56		67.22		71.60
8	3/22/2021		93.54		40.51		50.05		73.11		22.79		66.50		72.35
9	3/19/2021		94.09		41.61		52.96		74.74		22.57		67.80		73.74
10	3/18/2021		93.53		40.25		51.44		74.71		21.51		67.12		74.10
11	3/17/2021		92.43		39.48		50.57		74.77		22.50		66.07		73.48
12	3/16/2021		93.80		42.14		53.36		77.53		27.82		67.26		75.53
13	3/15/2021		93.19		42.42		54.15		77.03		28.64		66.27		74.64
14	3/12/2021		91.42		41.48		53.22		75.13		27.93		65.33		75.13
15	3/11/2021		89.88		40.69		52.12		73.75		27.46		65.51		72.87
16	3/10/2021		90.81		40.86		53.01		74.44		28.80		67.95		72.47
17	3/9/2021		89.34		40.24		52.25		73.39		28.05		68.69		71.97
18	3/8/2021		91.64		41.05		53.74		75.02		28.34		71.08		72.77
19	3/5/2021		91.71		40.22		51.71		73.60		26.68		69.28		70.92
20	3/4/2021		88.90		39.27		48.57		68.79		25.11		65.17		67.98
21	3/3/2021		88.45		39.65		47.47		68.77		26.23		63.73		67.28
22	3/2/2021		87.24		39.39		47.80		68.78		25.87		63.38		66.81
23	3/1/2021		85.75		40.29		48.25		69.55		25.61		63.64		66.97
24	2/26/2021		84.61		39.29		47.99		66.97		25.11		62.35		66.42
25	2/25/2021		88.23		39.48		48.79		69.01		25.51		64.11		67.94
26	2/24/2021		88.67		39.14		49.16		69.85		25.25		65.01		68.06
27	2/23/2021		89.63		39.31		49.06		70.01		25.37		65.86		68.69
28	2/22/2021		89.41		39.26		47.69		70.02		24.50		64.26		66.74
29	2/19/2021		93.56		39.60		48.88		74.06		24.26		64.80		67.67
30	2/18/2021		93.69		38.97		48.22		73.58		23.92		64.34		67.61
31	2/17/2021		92.43		38.87		47.82		72.97		23.94		63.66		66.47
32	2/16/2021		91.13		37.81		46.83		72.23		23.55		62.36		64.81
33	2/12/2021		91.05		36.62		46.32		72.69		23.66		61.83		63.97
34	2/11/2021		91.04		37.18		47.32		73.35		23.49		62.53		63.82
35	2/10/2021		91.85		37.38		46.67		73.73		23.48		61.73		63.22
36	2/9/2021		89.60		37.21		46.71		72.54		23.60		61.25		64.24
37	2/8/2021		89.08		36.30		45.79		72.55		22.76		61.39		64.75
38	2/5/2021		89.05		36.62		46.14		72.90		23.04		62.55		65.10
39	2/4/2021		88.78		36.05		45.09		72.41		22.76		61.91		64.02
40	2/3/2021		87.05		35.57		43.75		71.91		22.36		60.51		62.26
41	2/2/2021		88.66		35.94		44.38		73.46		22.64		60.62		62.97
42	2/1/2021		88.65		35.66		45.26		73.83		23.06		60.76		62.35
43	1/29/2021		89.00		35.01		46.71		73.13		23.10		59.96		61.19
44	1/28/2021		88.57		34.91		44.17		73.05		22.15		60.33		60.46
45	1/27/2021		90.83		35.46		46.50		74.60		23.08		60.42		60.89
46	1/26/2021		90.95		35.26		45.16		72.31		22.05		60.85		60.32
47	1/25/2021		90.44		35.80		44.40		72.48		22.66		60.56		61.59
48	1/22/2021		89.09		35.43		43.24		70.79		21.64		58.62		61.75
49	1/21/2021		89.45		34.96		42.92		70.62		21.10		57.55		61.09
50	1/20/2021		90.09		35.72		42.44		71.00		21.20		58.27		60.75
51	1/19/2021		90.08		36.52		43.49		71.35		21.96		58.89		61.16
52	1/15/2021		90.03		37.73		44.71		71.99		22.72		60.11		61.65
53	1/14/2021		87.64		37.74		44.40		71.46		22.52		59.89		61.21
54	1/13/2021		88.46		37.38		44.50		71.49		22.02		59.60		61.54
55	1/12/2021		87.62		36.84		43.64		71.56		21.95		59.79		61.01
56	1/11/2021		87.67		35.78		43.87		71.92		21.86		58.11		60.95
57	1/8/2021		89.26		35.44		43.93		72.61		21.61		58.51		62.13
58	1/7/2021		89.77		35.34		43.85		74.41		21.63		59.22		62.24
59	1/6/2021		93.71		35.63		45.27		77.49		22.06		60.96		63.74
60	1/5/2021		92.61		33.67		43.96		74.88		21.08		58.92		62.39

PX_LAST	ATO	NJR	NWN	OGS	SJI	SWX	SR	
	ATO US Equity	NJR US Equity	NWN US Equity	OGS US Equity	SJI US Equity	SWX US Equity	SR US Equity	
	3/31/2021	98.85	39.87	53.95	76.91	22.58	68.71	73.89
	3/30/2021	98.89	40.5	53.69	76.06	22.94	69.1	73.88
	3/29/2021	98.85	40.66	53.88	76.27	22.67	69.33	73.62
	3/26/2021	97.24	39.77	52.63	74.99	22.25	67.26	74.05
	3/25/2021	97.08	40.12	52.7	75.22	22.58	68.51	72.99
	3/24/2021	95.85	39.97	53.11	74.47	22.41	68.56	72.26
	3/23/2021	94.18	39.38	51.23	73.31	22.56	67.22	71.6
	3/22/2021	93.54	40.51	50.05	73.11	22.79	66.5	72.35
	3/19/2021	94.09	41.61	52.96	74.74	22.57	67.8	73.74
	3/18/2021	93.53	40.25	51.44	74.71	21.51	67.12	74.1
	3/17/2021	92.43	39.48	50.57	74.77	22.5	66.07	73.48
	3/16/2021	93.8	42.14	53.36	77.53	27.82	67.26	75.53
	3/15/2021	93.19	42.42	54.15	77.03	28.64	66.27	74.64
	3/12/2021	91.42	41.48	53.22	75.13	27.93	65.33	75.13
	3/11/2021	89.88	40.69	52.12	73.75	27.46	65.51	72.87
	3/10/2021	90.81	40.86	53.01	74.44	28.8	67.95	72.47
	3/9/2021	89.34	40.24	52.25	73.39	28.05	68.69	71.97
	3/8/2021	91.64	41.05	53.74	75.02	28.34	71.08	72.77
	3/5/2021	91.71	40.22	51.71	73.6	26.68	69.28	70.92
	3/4/2021	88.9	39.27	48.57	68.79	25.11	65.17	67.98
	3/3/2021	88.45	39.65	47.47	68.77	26.23	63.73	67.28
	3/2/2021	87.24	39.39	47.8	68.78	25.87	63.38	66.81
	3/1/2021	85.75	40.29	48.25	69.55	25.61	63.64	66.97
	2/26/2021	84.61	39.29	47.99	66.97	25.11	62.35	66.42
	2/25/2021	88.23	39.48	48.79	69.01	25.51	64.11	67.94
	2/24/2021	88.67	39.14	49.16	69.85	25.25	65.01	68.06
	2/23/2021	89.63	39.31	49.06	70.01	25.37	65.86	68.69
	2/22/2021	89.41	39.26	47.69	70.02	24.5	64.26	66.74
	2/19/2021	93.56	39.6	48.88	74.06	24.26	64.8	67.67
	2/18/2021	93.69	38.97	48.22	73.58	23.92	64.34	67.61
	2/17/2021	92.43	38.87	47.82	72.97	23.94	63.66	66.47
	2/16/2021	91.13	37.81	46.83	72.23	23.55	62.36	64.81
	2/12/2021	91.05	36.62	46.32	72.69	23.66	61.83	63.97
	2/11/2021	91.04	37.18	47.32	73.35	23.49	62.53	63.82
	2/10/2021	91.85	37.38	46.67	73.73	23.48	61.73	63.22
	2/9/2021	89.6	37.21	46.71	72.54	23.6	61.25	64.24
	2/8/2021	89.08	36.3	45.79	72.55	22.76	61.39	64.75
	2/5/2021	89.05	36.62	46.14	72.9	23.04	62.55	65.1
	2/4/2021	88.78	36.05	45.09	72.41	22.76	61.91	64.02
	2/3/2021	87.05	35.57	43.75	71.91	22.36	60.51	62.26
	2/2/2021	88.66	35.94	44.38	73.46	22.64	60.62	62.97
	2/1/2021	88.65	35.66	45.26	73.83	23.06	60.76	62.35
	1/29/2021	89	35.01	46.71	73.13	23.1	59.96	61.19
	1/28/2021	88.57	34.91	44.17	73.05	22.15	60.33	60.46
	1/27/2021	90.83	35.46	46.5	74.6	23.08	60.42	60.89
	1/26/2021	90.95	35.26	45.16	72.31	22.05	60.85	60.32
	1/25/2021	90.44	35.8	44.4	72.48	22.66	60.56	61.59
	1/22/2021	89.09	35.43	43.24	70.79	21.64	58.62	61.75
	1/21/2021	89.45	34.96	42.92	70.62	21.1	57.55	61.09
	1/20/2021	90.09	35.72	42.44	71	21.2	58.27	60.75
	1/19/2021	90.08	36.52	43.49	71.35	21.96	58.89	61.16
	1/15/2021	90.03	37.73	44.71	71.99	22.72	60.11	61.65
	1/14/2021	87.64	37.74	44.4	71.46	22.52	59.89	61.21
	1/13/2021	88.46	37.38	44.5	71.49	22.02	59.6	61.54
	1/12/2021	87.62	36.84	43.64	71.56	21.95	59.79	61.01
	1/11/2021	87.67	35.78	43.87	71.92	21.86	58.11	60.95
	1/8/2021	89.26	35.44	43.93	72.61	21.61	58.51	62.13
	1/7/2021	89.77	35.34	43.85	74.41	21.63	59.22	62.24
	1/6/2021	93.71	35.63	45.27	77.49	22.06	60.96	63.74
	1/5/2021	92.61	33.67	43.96	74.88	21.08	58.92	62.39

Average Price	90.97	38.18	48.01	72.93	23.71	63.43	66.81
Indicated Dividend	2.50	1.330	1.920	2.320	1.210	2.380	2.600
Indicated Dividend Yield	2.75%	3.48%	4.00%	3.18%	5.10%	3.75%	3.89%

Ticker	Company Name	EPS Growth Rates				Beta			Annual Div.	Bond Ratings		Value Line Beta Calculation			
		Zacks	Yahoo	Bloomberg	Value Line	Value Line	Bloomberg	Unadjusted		Moody's	S&P	R Factor	Std. Error	Std. Dev Y	Std. Dev Beta
AAPL	Apple Inc.	11.00%	14.69%	9.50%	14.50%	0.90	1.019	0.81	0.82	Aa1	AA+	0.5381	3.1746	3.7591	0.0792
ABT	Abbott Labs.	14.00%	15.58%	14.20%	12.00%	0.95	0.856	0.88	1.80	A3	A	0.6245	2.7401	3.5017	0.0684
AIZ	Assurant Inc.	NA	19.40%	NA	11.50%	0.90	0.980	0.84	2.64	Baa3	BBB	0.5804	2.9537	3.6200	0.0737
ANSS	ANSYS, Inc.	NA	8.00%	12.05%	10.00%	0.85	0.970	0.74	NA	NA	NA	0.5412	2.8841	3.4230	0.0720
BAH	Booz Allen Hamilton	10.60%	10.99%	NA	12.50%	0.90	0.904	0.82	1.48	NA	NA	0.5601	3.0468	3.6706	0.0760
BDX	Becton, Dickinson	9.00%	12.00%	9.54%	9.00%	0.80	0.587	0.66	3.32	Baa3	BBB	0.4945	2.8952	3.3246	0.0722
BFB	Brown-Forman 'B'	NA	7.53%	5.39%	12.00%	0.90	0.981	0.77	0.72	A1	A-	0.5759	2.7453	3.3514	0.0685
BR	Broadridge Fin'l	NA	10.00%	10.70%	10.50%	0.85	0.827	0.70	2.30	Baa1	BBB+	0.5412	2.7332	3.2440	0.0682
BRC	Brady Corp.	7.00%	7.00%	7.33%	8.00%	1.00	1.053	0.93	0.88	NA	NA	0.6126	3.0007	3.7889	0.0749
CACI	CACI Int'l	10.50%	12.91%	10.53%	14.00%	0.95	0.999	0.86	NA	NA	BB+	0.5607	3.1684	3.8191	0.0791
CASY	Casey's Gen'l Stores	NA	7.85%	15.81%	9.00%	0.90	0.907	0.78	1.36	NA	NA	0.5154	3.2522	3.7879	0.0812
CDNS	Cadence Design Sys.	11.10%	11.10%	11.90%	13.00%	0.90	0.984	0.79	NA	Baa2	BBB+	0.5468	3.0338	3.6165	0.0757
CERN	Cerner Corp.	12.30%	11.51%	8.61%	8.00%	0.90	0.887	0.84	0.88	NA	NA	0.6112	2.7309	3.4436	0.0681
CSWI	CSW Industrials	NA	12.00%	NA	8.50%	0.90	1.034	0.81	0.54	NA	NA	0.5740	2.8884	3.5204	0.0721
DGX	Quest Diagnostics	26.50%	9.22%	-6.93%	10.00%	0.85	0.963	0.75	2.48	Baa2	BBB+	0.5648	2.7411	3.3152	0.0684
EL	Lauder (Estee)	10.70%	21.10%	17.23%	11.00%	0.95	1.008	0.85	2.12	A1	A+	0.6021	2.8216	3.5271	0.0704
EXPO	Exponent, Inc.	NA	15.00%	13.30%	12.00%	0.90	0.939	0.79	0.80	NA	NA	0.5605	2.9131	3.5107	0.0727
FAST	Fastenal Co.	9.00%	8.04%	10.15%	8.00%	0.90	0.967	0.85	1.12	NA	NA	0.5488	3.2203	3.8448	0.0804
GNTX	Gentex Corp.	4.70%	15.80%	10.25%	10.50%	0.95	1.067	0.91	0.48	NA	NA	0.6371	2.7546	3.5670	0.0687
IFF	Int'l Flavors & Frag	10.00%	10.00%	21.05%	6.50%	0.95	1.076	0.87	3.08	Baa3	BBB	0.5586	3.2238	3.8790	0.0804
INGR	Ingredion Inc.	NA	1.90%	11.00%	6.00%	0.90	0.927	0.78	2.56	Baa1	BBB	0.5608	2.8793	3.4709	0.0718
IRM	Iron Mountain	1.70%	1.70%	4.00%	7.50%	0.90	1.022	0.82	2.47	Ba3	BB-	0.5515	3.0897	3.6966	0.0771
JBHT	Hunt (J.B.)	15.00%	20.73%	17.23%	6.50%	0.95	0.922	0.86	1.12	Baa1	BBB+	0.6034	2.8344	3.5476	0.0707
JJSF	J&J Snack Foods	NA	6.00%	NA	10.00%	0.90	0.773	0.84	2.30	NA	NA	0.5858	2.9208	3.5969	0.0729
JKHY	Henry (Jack) & Assoc	10.90%	10.02%	12.47%	10.50%	0.85	0.893	0.71	1.84	NA	NA	0.5383	2.7734	3.2844	0.0692
MANT	ManTech Int'l 'A'	5.10%	4.53%	5.06%	12.00%	0.85	1.121	0.77	1.52	WR	BB+	0.5306	3.0653	3.6094	0.0765
MKC	McCormick & Co.	6.60%	5.50%	5.82%	6.50%	0.80	0.694	0.66	1.36	Baa2	BBB	0.5089	2.7887	3.2332	0.0696
MO	Altria Group	4.00%	4.42%	2.70%	6.50%	0.90	0.888	0.83	3.44	A3	BBB	0.5787	2.9215	3.5754	0.0729
MSA	MSA Safety	NA	18.00%	9.00%	6.50%	1.00	1.004	0.94	1.72	NA	NA	0.6140	3.0076	3.8031	0.0750
MSCI	MSCI Inc.	NA	14.37%	12.20%	18.00%	0.95	0.926	0.87	3.12	Ba2	BB+	0.5913	2.9662	3.6709	0.0740
MSI	Motorola Solutions	9.00%	5.88%	11.30%	7.00%	0.90	0.950	0.80	2.84	Baa3	BBB-	0.5831	2.7926	3.4307	0.0697
MTN	Vail Resorts	NA	69.80%	86.86%	8.50%	0.95	1.145	0.88	NA	B2	BB	0.5651	3.1939	3.8638	0.0797
MXIM	Maxim Integrated	10.00%	18.44%	11.30%	8.00%	0.95	0.996	0.87	NA	Baa1	BBB+	0.5946	2.9404	3.6501	0.0734
NOC	Northrop Grumman	NA	5.44%	4.96%	7.00%	0.85	0.787	0.71	5.80	Baa2	BBB+	0.5202	2.9032	3.3928	0.0724
ODFL	Old Dominion Freight	15.30%	15.89%	16.18%	9.00%	0.90	0.982	0.83	0.80	NA	NA	0.5598	3.0708	3.6988	0.0766
PKI	PerkinElmer Inc.	19.50%	17.20%	-6.87%	17.50%	0.95	0.843	0.86	0.28	Baa3	BBB	0.5963	2.8896	3.5925	0.0721
PM	Philip Morris Int'l	8.30%	11.42%	10.39%	5.00%	0.95	0.925	0.88	4.80	A2	A	0.5628	3.2481	3.9220	0.0811
POOL	Pool Corp.	NA	17.00%	17.00%	17.50%	0.85	0.936	0.75	2.32	NA	NA	0.5034	3.2001	3.6964	0.0799
POST	Post Holdings	NA	31.20%	20.30%	11.50%	0.95	0.898	0.86	NA	B2	B+	0.5813	3.0105	3.6926	0.0751
RLI	RLI Corp.	NA	9.80%	NA	12.50%	0.80	0.886	0.64	0.96	Baa2	BBB+	0.4717	2.9883	3.3825	0.0746
ROL	Rollins, Inc.	NA	8.20%	NA	11.50%	0.85	0.687	0.73	0.32	NA	NA	0.5258	2.9697	3.4845	0.0741
SIGI	Selective Ins. Group	NA	5.10%	NA	8.50%	0.85	0.961	0.77	1.00	Baa2	BBB	0.5397	3.0004	3.5572	0.0749
SIRI	Sirius XM Holdings	14.80%	12.93%	26.96%	24.50%	0.95	1.101	0.91	0.06	NA	BB	0.6316	2.7995	3.6039	0.0699
TECH	Bio-Techne Corp.	15.00%	15.00%	19.03%	12.50%	0.80	0.924	0.67	1.28	NA	NA	0.4592	3.2475	3.6485	0.0810
TTEK	Tetra Tech	15.00%	15.00%	13.85%	13.50%	0.90	1.050	0.84	0.68	NA	NA	0.5717	3.0245	3.6791	0.0755
WAT	Waters Corp.	8.80%	7.17%	9.03%	6.00%	0.95	0.853	0.86	NA	NA	NA	0.6150	2.7531	3.4846	0.0687
WST	West Pharmac. Svcs.	22.60%	22.60%	17.21%	17.00%	0.85	0.758	0.70	0.68	NA	NA	0.4811	3.1887	3.6301	0.0796
WU	Western Union	NA	9.25%	4.57%	6.00%	0.80	1.047	0.67	0.94	Baa2	BBB	0.5229	2.7346	3.2018	0.0682

Lookup Reference	Tickers PX_LAST	AAPL AAPL US Equity	ABT ABT US Equity	AIZ AIZ US Equity	ANSS ANSS US Equity	BAH BAH US Equity	BDX BDX US Equity	BFB BF/B US Equity	BR BR US Equity	BRC BRC US Equity	CACI CACI US Equity	CASY CASY US Equity	CDNS CDNS US Equity	CERN CERN US Equity	CSWI CSWI US Equity
1	3/31/2021	122.15	119.84	141.77	339.56	80.53	243.15	68.97	153.10	53.45	246.66	216.19	136.99	71.88	135.00
2	3/30/2021	119.90	119.75	144.71	331.89	80.77	245.19	70.00	152.98	54.04	246.25	217.23	130.87	71.64	135.05
3	3/29/2021	121.39	122.23	143.77	342.23	81.42	247.14	70.41	157.31	54.36	247.95	215.17	132.75	72.49	134.40
4	3/26/2021	121.21	122.07	144.65	342.96	79.76	245.12	69.38	153.44	55.41	241.60	216.91	132.58	72.43	135.70
5	3/25/2021	120.59	119.05	143.54	327.88	80.38	241.73	68.95	148.24	54.02	245.53	211.93	125.67	72.28	131.01
6	3/24/2021	120.09	118.02	142.00	330.37	79.73	241.77	69.07	148.87	53.01	244.81	206.09	126.97	71.83	131.50
7	3/23/2021	122.54	120.49	140.62	333.53	80.05	240.26	69.86	147.27	53.41	246.05	209.60	128.25	71.73	128.40
8	3/22/2021	123.39	121.47	140.75	334.86	79.83	241.62	69.18	147.59	54.52	246.71	207.35	127.97	71.97	130.11
9	3/19/2021	119.99	120.25	143.71	324.25	79.75	239.02	68.73	146.18	55.14	247.45	207.94	125.48	71.95	132.00
10	3/18/2021	120.53	118.11	142.61	321.49	80.57	239.20	70.70	145.46	55.77	248.63	204.97	124.03	71.74	132.55
11	3/17/2021	124.76	117.62	138.64	328.37	80.05	239.36	71.75	146.75	55.83	246.71	206.94	128.49	72.30	132.92
12	3/16/2021	125.57	118.22	137.39	330.78	79.44	239.55	72.64	147.63	55.08	246.25	207.39	129.39	72.20	133.57
13	3/15/2021	123.99	118.10	138.16	325.71	80.63	240.76	72.39	146.39	56.90	248.50	208.36	129.39	72.38	134.20
14	3/12/2021	121.03	116.71	136.28	316.88	78.55	238.24	71.91	144.06	57.70	241.53	206.31	125.74	71.26	138.33
15	3/11/2021	121.96	117.52	136.47	322.64	78.79	238.20	71.65	144.49	56.38	236.71	202.78	130.13	71.08	135.09
16	3/10/2021	119.98	115.88	138.74	310.09	78.42	237.89	72.03	142.38	56.03	224.99	204.46	126.88	70.83	136.21
17	3/9/2021	121.09	116.70	134.92	308.00	78.04	242.85	70.68	141.98	54.81	223.21	197.35	127.30	70.53	133.20
18	3/8/2021	116.36	115.63	133.80	293.55	78.25	246.10	69.85	141.82	55.96	218.56	202.21	119.68	70.17	130.83
19	3/5/2021	121.42	117.25	131.92	308.03	76.75	246.45	71.13	142.48	54.55	218.27	203.62	126.69	70.39	128.21
20	3/4/2021	120.13	116.01	128.08	306.16	76.68	240.88	68.41	139.17	53.40	216.48	197.48	128.81	68.22	124.90
21	3/3/2021	122.06	119.18	128.04	319.86	78.67	241.66	69.71	141.89	54.71	216.37	199.60	133.74	68.55	128.22
22	3/2/2021	125.12	122.53	126.64	336.33	79.07	244.73	72.08	143.84	53.57	218.72	199.66	142.15	69.61	127.08
23	3/1/2021	127.79	122.21	126.30	346.11	79.39	246.06	72.86	146.48	53.65	226.92	203.02	147.44	70.15	129.31
24	2/26/2021	121.26	119.78	123.22	340.99	77.14	241.15	71.58	142.49	52.41	221.34	201.96	141.09	69.14	125.57
25	2/25/2021	120.99	121.58	125.17	338.46	78.14	247.15	73.73	143.26	53.51	225.20	203.96	138.02	69.94	126.81
26	2/24/2021	125.35	122.38	128.13	385.37	78.00	246.71	75.04	145.08	53.81	228.50	206.37	139.42	70.29	132.13
27	2/23/2021	125.86	120.80	127.67	375.56	76.96	247.70	75.03	143.66	52.73	232.28	204.12	132.60	70.07	127.57
28	2/22/2021	126.00	122.55	126.89	383.20	77.27	246.02	74.71	147.50	51.82	234.28	205.54	133.16	70.91	127.14
29	2/19/2021	129.87	123.04	123.31	395.37	78.71	247.93	75.43	149.54	51.05	235.10	208.91	139.66	71.56	131.34
30	2/18/2021	129.71	125.41	122.77	389.81	79.63	255.82	76.66	149.28	51.60	237.16	208.35	139.53	72.54	128.15
31	2/17/2021	130.84	127.24	125.72	393.90	80.70	256.82	75.98	147.43	51.54	242.44	209.52	141.78	72.49	127.98
32	2/16/2021	133.19	128.02	125.95	401.86	81.23	257.34	76.23	146.24	51.49	237.30	213.01	145.99	72.75	129.00
33	2/12/2021	135.37	128.23	128.13	403.60	82.59	256.32	76.85	148.07	51.20	236.73	209.20	145.68	74.95	128.22
34	2/11/2021	135.13	126.84	130.48	396.13	84.59	253.39	76.45	145.35	51.22	241.00	211.18	143.97	75.90	126.68
35	2/10/2021	135.39	125.29	128.43	386.59	83.54	252.90	76.89	144.38	50.20	239.08	207.85	137.86	79.00	125.77
36	2/9/2021	136.01	125.15	136.13	386.39	83.16	254.17	76.59	141.67	50.86	242.71	205.00	139.49	79.02	128.10
37	2/8/2021	136.91	124.50	135.44	381.97	81.95	256.82	75.89	143.09	50.60	240.13	202.73	137.58	78.50	126.18
38	2/5/2021	136.76	124.03	134.36	379.48	82.09	254.68	74.56	144.13	48.56	237.54	194.02	135.80	79.82	118.99
39	2/4/2021	137.39	119.74	131.88	377.41	83.40	254.89	73.68	143.17	46.69	239.82	190.01	137.10	80.09	122.90
40	2/3/2021	133.94	120.22	133.25	370.07	81.83	260.93	73.03	144.55	46.26	238.93	186.06	134.82	79.74	120.75
41	2/2/2021	134.99	120.24	133.51	375.12	83.39	258.24	72.96	146.50	46.40	240.38	188.51	135.72	80.48	122.80
42	2/1/2021	134.14	122.54	134.49	367.94	83.75	261.37	72.16	146.07	45.83	239.31	185.21	134.40	80.09	121.33
43	1/29/2021	131.96	123.59	135.47	354.37	85.17	261.79	71.67	141.31	45.91	241.22	187.48	130.39	80.11	116.52
44	1/28/2021	137.09	120.39	133.50	362.87	95.40	256.21	74.13	144.83	47.55	246.60	195.31	132.95	80.66	120.45
45	1/27/2021	142.06	114.29	130.79	348.85	97.57	250.89	73.35	143.63	47.14	259.21	207.24	128.43	83.30	116.12
46	1/26/2021	143.16	114.73	130.47	366.64	97.84	258.35	73.19	151.79	48.49	252.59	203.48	133.83	81.33	121.86
47	1/25/2021	142.92	114.72	132.73	367.87	97.56	260.24	71.97	150.67	49.28	253.09	199.05	135.90	80.50	123.19
48	1/22/2021	139.07	112.84	134.90	374.57	95.93	258.75	72.84	148.94	49.96	253.66	197.41	137.42	79.90	126.00
49	1/21/2021	136.87	112.95	137.71	371.86	94.79	261.90	73.19	151.10	49.88	249.10	196.18	138.62	79.62	124.67
50	1/20/2021	132.03	112.89	142.01	378.65	95.00	263.30	73.34	152.49	50.62	249.80	194.97	140.10	79.74	126.21
51	1/19/2021	127.83	112.57	142.98	369.51	93.90	260.77	74.23	151.56	50.95	247.83	189.29	137.62	79.51	125.45
52	1/15/2021	127.14	111.30	140.17	364.28	92.18	261.74	73.90	151.57	51.11	245.25	186.73	134.64	80.21	124.86
53	1/14/2021	128.91	110.04	139.13	369.05	91.46	257.77	73.46	153.57	52.62	242.69	186.79	135.40	80.33	124.28
54	1/13/2021	130.89	112.15	140.35	375.58	91.36	263.01	75.64	154.22	53.01	239.10	184.05	134.12	80.65	121.73
55	1/12/2021	128.80	108.84	141.17	373.27	92.69	263.08	76.06	154.76	53.73	241.81	185.56	133.72	78.93	124.69
56	1/11/2021	128.98	110.84	137.81	373.33	91.39	257.11	77.24	155.01	53.70	239.85	181.99	134.69	78.88	123.01
57	1/8/2021	132.05	111.61	138.61	374.66	91.60	255.06	78.43	156.21	54.15	238.46	184.94	136.19	79.86	122.07
58	1/7/2021	130.92	111.30	139.34	365.02	90.85	253.50	77.56	155.62	53.65	239.87	184.96	137.05	79.63	122.60
59	1/6/2021	126.60	110.23	137.95	349.90	88.69	253.64	77.55	155.78	53.85	238.65	183.79	130.64	78.83	117.80
60	1/5/2021	131.01	110.46	132.15	359.83	86.66	251.03	77.90	151.72	52.69	239.16	177.82	136.14	78.21	113.93

DGX	EL	EXPO	FAST	GNTX	IFF	INGR	IRM	JBHT	JJSF	JKHY	MANT	MKC	MO	MSA	MSCI
DGX US Equity	EL US Equity	EXPO US Equity	FAST US Equity	GNTX US Equity	IFF US Equity	INGR US Equity	IRM US Equity	JBHT US Equity	JJSF US Equity	JKHY US Equity	MANT US Equity	MKC US Equity	MO US Equity	MSA US Equity	MSCI US Equity
128.34	290.85	97.45	50.28	35.67	139.61	89.92	37.01	168.07	157.03	151.72	86.95	89.16	51.16	150.02	419.28
128.49	295.13	96.24	50.62	35.89	139.75	92.19	37.16	169.34	156.91	153.40	86.67	89.90	51.26	150.05	417.51
128.04	290.53	95.49	50.68	35.37	141.31	91.78	36.69	167.34	157.97	156.41	87.20	90.13	52.30	147.89	426.37
129.24	292.31	96.58	50.56	35.70	140.52	92.78	37.28	166.90	157.64	155.19	86.92	90.21	52.50	150.80	424.87
127.15	286.16	94.48	49.22	34.60	139.41	90.88	36.86	161.42	157.77	152.78	86.70	88.70	50.19	152.75	412.05
126.89	284.98	93.10	48.23	34.24	136.43	89.65	36.46	159.53	157.04	153.92	85.14	87.53	49.51	149.75	424.03
125.21	281.28	92.90	47.70	34.52	136.00	88.23	36.26	155.95	153.70	151.83	84.41	87.56	50.51	154.63	420.76
125.91	286.18	95.20	47.98	34.88	137.30	90.21	36.58	158.41	154.39	149.23	84.32	87.85	51.64	159.12	419.36
125.28	285.22	95.48	47.63	35.55	137.31	89.90	35.80	162.31	160.65	148.13	85.02	86.54	50.55	159.50	410.36
124.26	286.99	95.32	47.50	36.12	137.68	91.29	35.81	162.09	162.15	148.40	86.37	86.32	50.57	164.19	405.62
123.12	290.74	96.31	48.41	36.69	137.85	92.40	36.19	159.90	164.24	150.74	84.55	86.65	49.78	164.86	413.17
122.68	288.92	97.74	47.72	36.83	136.68	92.03	35.78	158.17	164.50	151.07	81.81	87.23	49.44	163.35	416.58
123.36	289.55	98.38	48.13	37.26	136.79	92.56	36.81	161.46	165.84	151.57	82.04	87.34	49.84	165.63	419.55
121.87	289.21	98.90	47.15	37.02	134.84	92.35	36.87	162.83	166.30	150.69	82.02	86.81	48.65	164.84	416.53
121.86	291.64	99.73	46.37	36.82	135.87	92.37	37.01	159.29	165.28	148.66	81.10	85.82	47.80	162.86	410.06
116.87	285.25	98.65	46.15	36.50	135.29	91.40	36.90	157.00	168.38	149.47	81.32	85.90	48.20	165.32	409.82
119.88	280.02	96.30	45.69	35.65	131.31	90.62	36.68	160.69	165.17	148.89	80.13	85.02	47.68	162.42	414.52
121.09	280.07	96.13	44.66	35.62	131.23	91.90	36.57	159.39	165.19	151.00	79.74	84.15	46.90	163.78	402.63
117.96	292.89	94.81	45.18	35.30	133.72	91.53	35.79	155.63	159.84	151.78	79.23	84.43	45.12	159.78	414.72
117.28	285.19	92.98	44.17	34.62	130.89	89.11	34.92	149.29	155.23	147.30	77.62	82.90	44.26	156.16	409.00
116.88	289.54	96.45	46.45	35.93	131.73	90.64	34.28	152.59	158.67	152.29	77.27	83.19	45.05	160.78	409.72
118.56	289.54	96.08	47.48	35.78	137.15	89.77	35.16	150.73	158.93	151.67	76.93	84.90	44.72	159.32	418.81
116.57	293.95	97.81	48.47	36.10	139.15	89.29	34.73	149.39	160.27	152.11	80.20	84.55	44.54	167.64	420.03
115.59	285.86	96.47	46.37	35.38	135.51	90.20	34.79	146.87	158.76	148.44	78.16	84.28	43.60	160.99	414.52
114.63	289.62	97.63	46.28	35.14	136.63	90.66	34.60	146.48	158.97	151.32	79.62	84.41	44.63	162.11	406.30
115.74	294.34	99.15	46.90	36.06	138.15	92.77	34.65	146.66	156.34	151.64	80.35	84.80	45.00	168.63	417.23
117.49	291.90	96.51	46.80	35.73	138.92	89.55	32.10	144.51	152.78	149.31	80.54	84.37	44.29	171.23	415.15
116.21	285.45	96.41	46.32	35.67	140.56	88.15	31.81	145.55	150.81	152.86	80.56	83.96	44.42	172.04	413.60
119.23	285.16	95.61	47.23	35.65	139.50	86.86	32.17	146.56	151.12	150.89	82.46	84.12	43.80	169.96	432.97
121.85	287.96	95.37	47.29	34.90	137.95	86.43	32.45	146.90	152.35	152.71	82.81	86.49	43.63	166.17	437.55
121.85	289.59	94.20	46.95	35.58	137.67	86.30	32.74	143.82	154.14	148.88	81.55	85.95	43.60	170.81	439.32
122.08	295.74	93.70	46.63	35.66	136.89	86.83	32.97	146.32	155.35	146.24	83.26	86.93	43.41	172.48	440.92
126.02	290.25	94.21	47.39	35.68	134.06	87.09	33.17	148.32	158.48	145.64	85.06	89.65	43.40	171.51	434.77
125.06	289.76	94.20	47.07	35.61	136.77	86.42	33.24	147.32	159.00	148.64	86.48	89.88	43.31	170.11	426.86
123.55	284.40	94.43	47.66	35.96	135.57	86.72	34.39	146.72	159.07	148.77	85.93	90.80	43.55	169.53	419.66
121.79	279.35	94.63	47.31	34.90	127.95	87.12	33.38	148.35	157.78	149.51	88.71	90.77	43.36	170.60	417.97
121.64	280.54	91.55	47.47	35.28	127.25	85.64	33.09	146.02	159.35	158.21	89.76	90.83	42.97	169.54	422.73
121.79	272.81	89.75	47.30	34.88	127.06	83.41	32.40	144.65	155.50	152.91	88.77	90.29	42.47	165.77	429.81
121.99	253.05	87.88	47.12	34.65	126.94	83.81	31.94	142.07	155.31	153.39	89.42	88.88	42.53	167.00	430.19
126.90	248.62	87.00	47.00	34.65	128.27	83.18	32.41	139.05	155.06	149.44	88.43	88.72	42.00	160.50	416.87
130.99	246.86	86.92	46.47	34.37	124.23	75.05	32.16	140.60	154.42	151.28	89.49	89.48	41.57	158.55	425.13
133.34	241.85	85.14	46.42	34.00	130.15	74.32	33.38	136.91	153.75	148.48	88.87	89.18	40.77	157.74	416.25
129.15	236.65	82.58	45.59	33.05	112.38	75.47	33.67	134.66	152.66	144.79	89.69	89.54	41.08	156.12	395.30
123.72	245.08	85.05	46.65	33.55	115.02	76.94	33.41	136.78	155.30	148.82	92.02	91.02	42.65	158.76	395.23
125.12	235.85	84.13	47.82	33.04	110.94	75.57	37.01	135.73	158.28	149.65	95.71	94.07	41.82	161.45	393.34
125.99	245.31	89.44	47.61	34.87	113.78	77.92	33.40	143.46	164.91	154.87	94.64	96.09	42.23	160.34	404.61
124.97	250.02	92.44	48.13	35.99	116.33	78.33	32.11	146.74	156.89	152.50	96.44	94.55	41.96	163.38	403.49
124.46	249.83	93.24	47.72	36.48	115.81	77.07	30.15	146.14	153.09	151.50	101.20	91.87	41.83	163.04	411.88
125.18	255.27	92.18	48.17	36.57	116.00	77.48	30.27	147.30	151.46	153.10	98.23	91.46	41.94	162.77	414.35
127.36	255.22	96.78	48.70	36.52	120.08	79.11	30.30	150.02	149.41	154.76	99.12	91.75	42.10	161.28	418.52
125.99	248.44	95.50	50.42	35.69	120.34	77.75	29.52	148.52	151.90	155.81	99.29	93.01	41.23	158.37	411.48
124.39	249.13	94.19	50.48	35.88	117.72	77.97	30.02	151.51	150.92	154.55	97.37	93.43	41.20	157.65	415.30
124.97	250.02	94.72	50.32	35.95	119.94	78.93	30.19	151.95	151.96	153.96	97.55	91.62	41.11	158.04	409.52
125.45	256.66	93.83	50.70	36.03	121.52	78.82	28.44	149.22	151.02	157.89	95.22	93.26	41.09	158.58	438.40
126.22	255.41	95.33	51.62	37.54	125.98	79.34	28.06	149.03	154.29	160.39	96.25	92.45	40.93	160.75	453.19
123.63	258.11	93.39	50.48	36.55	122.45	79.39	28.00	148.14	153.04	164.98	94.06	93.63	41.35	156.26	451.79
122.97	260.73	92.83	50.75	36.18	119.00	80.42	28.55	149.35	154.44	166.95	93.98	95.21	41.59	155.64	452.68
123.94	258.27	93.83	49.71	36.76	118.65	81.09	28.54	148.47	154.35	164.94	92.89	94.79	41.78	156.60	443.64
125.71	258.34	92.95	49.10	35.77	112.92	82.04	28.81	147.29	153.47	161.49	92.06	93.93	41.42	154.78	435.17
121.74	258.83	88.83	48.28	34.59	107.99	78.87	28.88	138.07	149.92	159.11	87.52	94.23	40.76	148.79	431.37

MSI	MTN	MXIM	NOC	ODFL	PKI	PM	POOL	POST	RLI	ROL	SIGI	SIRI	TECH	TTEK	WAT
MSI US Equity	MTN US Equity	MXIM US Equity	NOC US Equity	ODFL US Equity	PKI US Equity	PM US Equity	POOL US Equity	POST US Equity	RLI US Equity	ROL US Equity	SIGI US Equity	SIRI US Equity	TECH US Equity	TTEK US Equity	WAT US Equity
188.05	291.66	91.37	323.64	240.41	128.29	88.74	345.24	105.72	111.57	34.42	72.54	6.09	381.93	135.72	284.17
186.61	290.16	89.92	322.68	240.61	127.73	89.35	342.37	106.69	112.40	33.92	73.30	6.12	373.47	133.63	282.51
188.88	284.13	91.04	323.15	235.34	128.65	90.99	343.48	107.28	112.83	34.18	73.17	6.15	366.99	130.76	284.02
189.60	286.23	93.14	319.02	235.75	129.55	90.58	341.86	107.47	113.81	34.19	74.42	6.22	388.24	133.42	281.22
184.09	280.00	88.42	321.19	231.76	125.85	88.69	335.25	105.54	113.93	33.91	73.46	6.15	377.22	129.51	273.00
181.04	278.35	89.39	316.03	234.11	125.20	88.55	340.10	103.12	110.02	33.81	72.05	6.11	369.46	127.05	269.05
183.88	299.28	88.85	314.14	231.65	127.25	88.05	340.91	103.45	108.44	33.96	71.89	6.24	376.47	128.00	270.69
185.71	313.49	90.66	314.21	231.25	128.13	89.98	336.22	105.50	108.28	34.37	72.15	6.31	385.38	130.17	271.63
183.22	313.33	89.32	308.65	230.61	128.40	89.25	340.80	106.91	112.16	33.78	73.73	6.08	375.24	128.89	268.70
181.41	315.58	88.03	314.94	230.10	126.56	90.56	336.87	103.76	115.30	33.01	75.90	6.10	373.99	134.42	268.76
181.34	316.06	91.12	310.57	227.92	126.39	89.20	339.20	105.09	117.29	32.67	77.36	6.29	381.82	134.44	268.13
182.48	309.74	90.19	305.84	228.98	125.96	88.20	343.97	104.88	116.75	32.98	76.85	6.33	388.37	132.80	269.77
181.85	309.54	88.91	305.74	231.99	126.63	87.68	347.57	104.04	117.21	33.62	77.25	6.25	397.01	135.03	272.63
179.11	315.00	87.98	301.79	233.81	123.10	87.72	342.44	102.01	117.25	33.04	75.97	6.16	385.12	133.34	268.83
178.53	305.48	89.17	299.41	229.67	126.24	86.63	346.84	101.96	115.26	33.25	75.97	6.14	388.01	134.90	273.08
177.76	305.19	86.90	300.00	225.93	120.35	86.76	343.20	102.45	114.04	33.27	75.66	6.06	363.76	133.11	272.45
177.03	304.49	88.11	298.30	223.82	125.96	87.07	336.51	101.80	111.16	32.92	73.98	5.97	364.11	129.95	272.68
179.21	315.76	85.03	305.62	218.65	121.56	86.36	328.34	104.81	112.33	32.49	74.54	5.91	344.88	126.07	264.67
178.87	308.47	88.49	300.91	219.85	124.05	86.16	330.22	103.53	109.13	32.94	71.24	5.89	356.21	129.39	266.44
174.91	302.20	86.36	297.51	215.02	124.22	84.61	323.59	100.88	105.72	31.90	68.39	5.79	347.90	125.38	261.63
178.33	306.00	89.51	299.10	222.76	126.38	85.15	331.10	98.64	106.60	32.46	69.16	5.89	361.24	131.23	265.78
179.84	311.36	92.63	298.78	222.41	127.53	85.07	330.70	98.09	105.68	33.50	68.64	5.98	375.44	133.23	274.03
182.45	314.22	95.18	293.46	220.72	129.72	84.95	334.20	97.83	106.11	34.07	70.13	6.02	372.44	140.15	277.04
175.48	309.18	93.17	291.66	214.77	126.09	84.02	334.77	96.06	104.34	33.17	67.83	5.85	361.69	138.37	273.88
180.52	307.76	91.69	301.89	215.53	125.97	86.52	322.99	96.87	105.29	34.00	68.05	5.86	365.06	140.05	278.23
181.08	319.72	96.75	301.73	217.31	128.78	87.56	328.39	98.14	107.67	35.46	69.54	5.99	374.69	138.89	279.90
178.55	303.51	94.19	298.68	211.62	131.02	86.44	318.25	98.56	105.80	35.39	68.15	5.95	376.86	137.78	278.88
180.55	307.94	95.32	297.94	211.76	129.72	86.50	314.43	97.76	104.84	35.08	68.39	6.02	377.00	140.84	279.81
182.75	304.26	98.15	297.24	215.64	136.79	85.45	326.08	97.70	103.11	35.81	67.17	6.01	389.55	143.19	281.72
182.96	294.99	94.58	297.86	211.79	142.60	86.33	330.43	97.93	102.52	36.56	67.04	6.02	397.08	136.18	280.80
181.79	296.32	95.63	297.18	207.99	144.42	86.61	330.17	99.07	102.94	36.60	67.30	6.01	407.26	135.06	282.58
183.35	300.51	96.16	290.88	210.19	146.49	86.00	333.33	99.38	101.45	36.84	66.03	5.99	411.00	136.67	282.51
181.07	287.37	96.22	297.36	212.21	150.57	86.12	337.84	100.00	104.28	37.59	67.72	6.09	398.86	133.98	283.95
181.79	286.72	94.94	299.63	208.04	148.70	85.36	329.89	100.02	105.18	37.65	68.75	6.11	395.02	134.90	282.83
183.32	288.65	91.31	303.63	208.99	147.22	85.94	350.54	98.22	103.93	37.93	66.40	6.07	390.30	134.26	284.02
183.12	283.05	91.22	303.78	215.52	145.62	85.63	360.29	97.35	103.21	37.92	66.04	6.06	389.95	136.32	282.71
182.54	286.28	91.58	300.13	212.25	144.55	85.99	359.40	98.33	103.42	37.23	65.79	6.06	390.57	136.33	284.50
182.09	281.47	89.20	298.79	209.45	145.03	84.28	359.32	96.30	100.80	37.55	64.72	6.11	380.67	133.91	283.48
182.21	280.83	89.49	301.85	204.36	142.37	83.63	358.99	95.36	99.63	37.18	64.50	6.12	382.73	132.21	286.45
179.42	276.51	87.87	300.74	197.75	139.72	80.23	354.85	94.40	98.87	36.61	63.60	6.18	368.41	127.44	281.27
178.78	265.75	90.44	300.00	204.57	151.13	79.27	357.30	94.72	99.44	37.00	64.78	6.20	376.76	127.82	291.31
174.60	261.83	90.63	292.31	199.10	151.93	79.06	359.82	94.01	97.64	36.22	64.96	6.26	340.07	124.02	268.81
167.55	265.96	87.71	286.61	194.00	147.07	79.65	354.18	94.85	96.78	36.02	64.98	6.26	324.91	121.57	264.67
169.83	267.50	89.00	293.03	199.02	144.74	81.28	362.66	97.15	98.87	35.98	67.17	6.40	322.52	127.20	266.56
171.54	263.20	87.83	292.24	194.33	141.73	79.80	354.66	93.01	98.51	34.95	66.91	6.87	318.43	128.97	265.96
172.54	275.13	93.17	293.11	207.54	146.24	81.99	363.68	100.33	102.27	37.04	67.71	6.55	340.34	133.57	270.53
173.72	273.62	92.44	299.35	211.12	151.05	81.34	368.94	100.47	103.11	37.15	68.15	6.06	352.44	137.81	273.35
173.71	271.59	93.62	298.16	204.61	151.91	80.68	369.31	98.94	101.02	37.02	66.95	5.97	356.59	142.42	273.62
172.29	273.02	96.03	296.87	207.72	150.59	81.33	366.71	99.14	100.76	37.20	67.50	5.99	355.68	134.78	271.26
172.92	268.42	96.18	298.78	208.96	151.26	81.70	366.24	98.49	102.45	37.76	68.94	5.96	356.67	135.80	271.13
171.77	272.00	96.90	298.02	207.51	149.29	81.90	360.63	98.34	101.37	36.86	68.49	5.95	351.78	134.34	271.82
173.55	278.50	95.14	300.75	207.39	148.52	80.94	359.40	98.82	101.88	37.24	67.91	5.80	347.71	132.52	268.33
173.47	289.18	96.13	303.02	207.51	148.13	81.18	366.70	99.37	102.58	37.47	68.34	5.83	337.20	134.05	262.90
174.09	284.54	95.43	299.46	200.96	151.52	81.21	373.72	99.66	103.45	39.86	68.75	5.89	330.58	130.23	264.80
174.24	283.78	95.82	297.54	203.35	151.98	81.07	385.00	97.75	105.00	41.51	70.27	5.88	334.01	132.50	266.51
173.69	281.85	95.38	294.74	202.34	159.25	82.31	385.25	98.92	104.10	40.91	69.07	5.94	334.82	131.55	266.05
174.55	279.10	94.41	288.33	205.56	159.76	83.09	390.99	100.68	106.26	40.80	69.27	5.91	329.52	132.17	261.82
171.08	285.59	93.92	292.58	201.96	160.53	82.98	385.95	100.31	108.19	40.17	70.28	6.42	335.85	131.90	260.79
170.68	287.53	89.72	299.14	193.30	156.37	82.50	370.38	99.46	107.76	39.51	69.90	6.52	330.91	130.70	262.47
166.61	271.89	89.33	296.59	191.75	151.90	82.39	356.87	99.34	101.72	38.87	65.52	6.24	317.00	116.72	255.43

WST	WU
WST US Equity	WU US Equity
281.78	24.66
278.34	24.84
280.51	24.79
280.31	25.37
275.45	24.7
278.08	24.24
283.25	24.62
282.49	24.77
277.15	24.45
268.95	25
274.59	24.87
274.17	24.8
276.02	25.17
274.12	24.7
272.89	24.41
267.73	24.6
267.42	24.98
261.35	25.11
262.40	24.09
257.29	23.47
267.62	23.88
278.10	23.68
282.99	23.68
280.65	23.22
277.68	23.52
278.92	23.79
274.29	23.33
272.65	23.9
281.55	23.91
296.74	23.5
293.99	23.87
295.61	23.9
294.01	23.99
291.09	23.56
292.29	23.47
289.89	23.37
294.46	23.25
291.35	22.97
290.25	22.99
292.08	22.73
294.60	22.86
297.02	22.61
299.49	22.27
298.92	22.93
293.23	23.15
299.68	22.83
300.26	22.71
300.09	22.06
299.68	22.03
305.05	21.96
300.12	22.37
299.41	21.93
298.72	21.66
298.00	22.39
298.49	22.41
302.41	22.58
307.53	23.27
304.06	22.86
294.14	23.12
291.02	22.1

PX_LAST	AAPL	ABT	AIZ	ANSS	BAH	BDX	BFB	BR	BRC	CACI	CASY	CDNS	CERN	CSWI	DGX
	AAPL US Equity	ABT US Equity	AIZ US Equity	ANSS US Equity	BAH US Equity	BDX US Equity	BF/B US Equity	BR US Equity	BRC US Equity	CACI US Equity	CASY US Equity	CDNS US Equity	CERN US Equity	CSWI US Equity	DGX US Equity
3/31/2021	122.15	119.84	141.77	339.56	80.53	243.15	68.97	153.1	53.45	246.66	216.19	136.99	71.88	135	128.34
3/30/2021	119.9	119.75	144.71	331.89	80.77	245.19	70	152.98	54.04	246.25	217.23	130.87	71.64	135.05	128.49
3/29/2021	121.39	122.23	143.77	342.23	81.42	247.14	70.41	157.31	54.36	247.95	215.17	132.75	72.49	134.4	128.04
3/26/2021	121.21	122.07	144.65	342.96	79.76	245.12	69.38	153.44	55.41	241.6	216.91	132.58	72.43	135.7	129.24
3/25/2021	120.59	119.05	143.54	327.88	80.38	241.73	68.95	148.24	54.02	245.53	211.93	125.67	72.28	131.01	127.15
3/24/2021	120.09	118.02	142	330.37	79.73	241.77	69.07	148.87	53.01	244.81	206.09	126.97	71.83	131.5	126.89
3/23/2021	122.54	120.49	140.62	333.53	80.05	240.26	69.86	147.27	53.41	246.05	209.6	128.25	71.73	128.4	125.21
3/22/2021	123.39	121.47	140.75	334.86	79.83	241.62	69.18	147.59	54.52	247.59	207.35	127.97	71.97	130.11	125.91
3/19/2021	119.99	120.25	143.71	324.25	79.75	239.02	68.73	146.18	55.14	247.45	207.94	125.48	71.95	132	125.28
3/18/2021	120.53	118.11	142.61	321.49	80.57	239.2	70.7	145.46	55.77	248.63	204.97	124.03	71.74	132.55	124.26
3/17/2021	124.76	117.62	138.64	328.37	80.05	239.36	71.75	146.75	55.83	246.71	206.94	128.49	72.3	132.92	123.12
3/16/2021	125.57	118.22	137.39	330.78	79.44	239.55	72.64	147.63	55.08	246.25	207.39	129.39	72.2	133.57	122.68
3/15/2021	123.99	118.1	138.16	325.71	80.63	240.76	72.39	146.39	56.9	248.5	208.36	129.39	72.38	134.2	123.36
3/12/2021	121.03	116.71	136.28	316.88	78.55	238.24	71.91	144.06	57.7	241.53	206.31	125.74	71.26	138.33	121.87
3/11/2021	121.96	117.52	136.47	322.64	78.79	238.2	71.65	144.49	56.38	236.71	202.78	130.13	71.08	135.09	121.86
3/10/2021	119.98	115.88	138.74	310.09	78.42	237.89	72.03	142.38	56.03	224.99	204.46	126.88	70.83	136.21	116.87
3/9/2021	121.085	116.7	134.92	308	78.04	242.85	70.68	141.98	54.81	223.21	197.35	127.3	70.53	133.2	119.88
3/8/2021	116.36	115.63	133.8	293.55	78.25	246.1	69.85	141.82	55.96	218.56	202.21	119.68	70.17	130.83	121.09
3/5/2021	121.42	117.25	131.92	308.03	76.75	246.45	71.13	142.48	54.55	218.27	203.62	126.69	70.39	128.21	117.96
3/4/2021	120.13	116.01	128.08	306.16	76.68	240.88	68.41	139.17	53.4	216.48	197.48	128.81	68.22	124.9	117.28
3/3/2021	122.06	119.18	128.04	319.86	78.67	241.66	69.71	141.89	54.71	216.37	199.6	133.74	68.55	128.22	116.88
3/2/2021	125.12	122.53	126.64	336.33	79.07	244.73	72.08	143.84	53.57	218.72	199.66	142.15	69.61	127.08	118.56
3/1/2021	127.79	122.21	126.3	346.11	79.39	246.06	72.86	146.48	53.65	226.92	203.02	147.44	70.15	129.31	116.57
2/26/2021	121.26	119.78	123.22	340.99	77.14	241.15	71.58	142.49	52.41	221.34	201.96	141.09	69.14	125.57	115.59
2/25/2021	120.99	121.58	125.17	338.46	78.14	247.15	73.73	143.26	53.51	225.2	203.96	138.02	69.94	126.81	114.63
2/24/2021	125.35	122.38	128.13	385.37	78	246.71	75.04	145.08	53.81	228.5	206.37	139.42	70.29	132.13	115.74
2/23/2021	125.86	120.8	127.67	375.56	76.96	247.7	75.03	143.66	52.73	232.28	204.12	132.6	70.07	127.57	117.49
2/22/2021	126	122.55	126.89	383.2	77.27	246.02	74.71	147.5	51.82	234.28	205.54	133.16	70.91	127.14	116.21
2/19/2021	129.87	123.04	123.31	395.37	78.71	247.93	75.43	149.54	51.05	235.1	208.91	139.66	71.56	131.34	119.23
2/18/2021	129.71	125.41	122.77	389.81	79.63	255.82	76.66	149.28	51.6	237.16	208.35	139.53	72.54	128.15	121.85
2/17/2021	130.84	127.24	125.72	393.9	80.7	256.82	75.98	147.43	51.54	242.44	209.52	141.78	72.49	127.98	121.85
2/16/2021	133.19	128.02	125.95	401.86	81.23	257.34	76.23	146.24	51.49	237.3	213.01	145.99	72.75	129	122.08
2/12/2021	135.37	128.23	128.13	403.6	82.59	256.32	76.85	148.07	51.2	236.73	209.2	145.68	74.95	128.22	126.02
2/11/2021	135.13	126.84	130.48	396.13	84.59	253.39	76.45	145.35	51.22	241	211.18	143.97	75.9	126.68	125.06
2/10/2021	135.39	125.29	128.43	386.59	83.54	252.9	76.89	144.38	50.2	239.08	207.85	137.86	79	125.77	123.55
2/9/2021	136.01	125.15	136.13	386.39	83.16	254.17	76.59	141.67	50.86	242.71	205	139.49	79.02	128.1	121.79
2/8/2021	136.91	124.5	135.44	381.97	81.95	256.82	75.89	143.09	50.6	240.13	202.73	137.58	78.5	126.18	121.64
2/5/2021	136.76	124.03	134.36	379.48	82.09	254.68	74.56	144.13	48.56	237.54	194.02	135.8	79.82	118.99	121.79
2/4/2021	137.39	119.74	131.88	377.41	83.4	254.89	73.68	143.17	46.69	239.82	190.01	137.1	80.09	122.9	121.99
2/3/2021	133.94	120.22	133.25	370.07	81.83	260.93	73.03	144.55	46.26	238.93	186.06	134.82	79.74	120.75	126.9
2/2/2021	134.99	120.24	133.51	375.12	83.39	258.24	72.96	146.5	46.4	240.38	188.51	135.72	80.48	122.8	130.99
2/1/2021	134.14	122.54	134.49	367.94	83.75	261.37	72.16	146.07	45.83	239.31	185.21	134.4	80.09	121.33	133.34
1/29/2021	131.96	123.59	135.47	354.37	85.17	261.79	71.67	141.31	45.91	241.22	187.48	130.39	80.11	116.52	129.15
1/28/2021	137.09	120.39	133.5	362.87	95.4	256.21	74.13	144.83	47.55	246.6	195.31	132.95	80.66	120.45	123.72
1/27/2021	142.06	114.29	130.79	348.85	97.57	250.89	73.35	143.63	47.14	259.21	207.24	128.43	83.3	116.12	125.12
1/26/2021	143.16	114.73	130.47	366.64	97.84	258.35	73.19	151.79	48.49	252.59	203.48	133.83	81.33	121.86	125.99
1/25/2021	142.92	114.72	132.73	367.87	97.56	260.24	71.97	150.67	49.28	253.09	199.05	135.9	80.5	123.19	124.97
1/22/2021	139.07	112.84	134.9	374.57	95.93	258.75	72.84	148.94	49.96	253.66	197.41	137.42	79.9	126	124.46
1/21/2021	136.87	112.95	137.71	371.86	94.79	261.9	73.19	151.1	49.88	249.1	196.18	138.62	79.62	124.67	125.18
1/20/2021	132.03	112.89	142.01	378.65	95	263.3	73.34	152.49	50.62	249.8	194.97	140.1	79.74	126.21	127.36
1/19/2021	127.83	112.57	142.98	369.51	93.9	260.77	74.23	151.56	50.95	247.83	189.29	137.62	79.51	125.45	125.99
1/15/2021	127.14	111.3	140.17	364.28	92.18	261.74	73.9	151.57	51.11	245.25	186.73	134.64	80.21	124.86	124.39
1/14/2021	128.91	110.04	139.13	369.05	91.46	257.77	73.46	153.57	52.62	242.69	186.79	135.4	80.33	124.28	124.97
1/13/2021	130.89	112.15	140.35	375.58	91.36	263.01	75.64	154.22	53.01	239.1	184.05	134.12	80.65	121.73	125.45
1/12/2021	128.8	108.84	141.17	373.27	92.69	263.08	76.06	154.76	53.73	241.81	185.56	133.72	78.93	124.69	126.22
1/11/2021	128.98	110.84	137.81	373.33	91.39	257.11	77.24	155.01	53.7	239.85	181.99	134.69	78.88	123.01	123.63
1/8/2021	132.05	111.61	138.61	374.66	91.6	255.06	78.43	156.21	54.15	238.46	184.94	136.19	79.86	122.07	122.97
1/7/2021	130.92	111.3	139.34	365.02	90.85	253.5	77.56	155.62	53.65	239.87	184.96	137.05	79.63	122.6	123.94
1/6/2021	126.6	110.23	137.95	349.9	88.69	253.64	77.55	155.78	53.85	238.65	183.79	130.64	78.83	117.8	125.71
1/5/2021	131.01	110.46	132.15	359.83	86.66	251.03	77.9	151.72	52.69	239.16	177.82	136.14	78.21	113.93	121.74
Average Price	128.34	118.64	134.76	355.18	83.89	250.42	73.19	147.60	52.30	239.26	200.35	134.15	75.08	127.18	123.26
Indicated Dividend	0.82	1.80	2.64	NA	1.48	3.32	0.72	2.30	0.88	NA	1.36	NA	0.88	0.54	2.48
Indicated Dividend Yield	0.64	1.52	1.96	-	1.76	1.33	0.98	1.56	1.68	-	0.68	-	1.17	0.42	2.01

EL	EXPO	FAST	GNTX	IFF	INGR	IRM	JBHT	JJSF	JKHY	MANT	MKC	MO	MSA	MSCI	MSI
EL US Equity	EXPO US Equity	FAST US Equity	GNTX US Equity	IFF US Equity	INGR US Equity	IRM US Equity	JBHT US Equity	JJSF US Equity	JKHY US Equity	MANT US Equity	MKC US Equity	MO US Equity	MSA US Equity	MSCI US Equity	MSI US Equity
290.85	97.45	50.28	35.67	139.61	89.92	37.01	168.07	157.03	151.72	86.95	89.16	51.16	150.02	419.28	188.05
295.13	96.24	50.62	35.89	139.75	92.19	37.16	169.34	156.91	153.4	86.67	89.9	51.26	150.05	417.51	186.61
290.53	95.49	50.68	35.37	141.31	91.78	36.69	167.34	157.97	156.41	87.2	90.13	52.3	147.89	426.37	188.88
292.31	96.58	50.56	35.7	140.52	92.78	37.28	166.9	157.64	155.19	86.92	90.21	52.5	150.8	424.87	189.6
286.16	94.48	49.22	34.595	139.41	90.88	36.86	161.42	157.77	152.78	86.7	88.7	50.19	152.75	412.05	184.09
284.98	93.1	48.23	34.24	136.43	89.65	36.46	159.53	157.04	153.92	85.14	87.53	49.51	149.75	424.03	181.04
281.28	92.9	47.7	34.52	136	88.23	36.26	155.95	153.7	151.83	84.41	87.56	50.51	154.63	420.76	183.88
286.18	95.2	47.98	34.88	137.3	90.21	36.58	158.41	154.39	149.23	84.32	87.85	51.64	159.12	419.36	185.71
285.22	95.48	47.63	35.55	137.31	89.9	35.8	162.31	160.65	148.13	85.02	86.54	50.55	159.5	410.36	183.22
286.99	95.32	47.5	36.12	137.68	91.29	35.81	162.09	162.15	148.4	86.37	86.32	50.57	164.19	405.62	181.41
290.74	96.31	48.41	36.69	137.85	92.4	36.19	159.9	164.24	150.74	84.55	86.65	49.78	164.86	413.17	181.34
288.92	97.74	47.72	36.83	136.68	92.03	35.78	158.17	164.5	151.07	81.81	87.23	49.44	163.35	416.58	182.48
289.55	98.38	48.13	37.26	136.79	92.56	36.81	161.46	165.84	151.57	82.04	87.34	49.84	165.63	419.55	181.85
289.21	98.9	47.15	37.02	134.84	92.35	36.87	162.83	166.3	150.69	82.02	86.81	48.65	164.84	416.53	179.11
291.64	99.73	46.37	36.82	135.87	92.37	37.01	159.29	165.28	148.66	81.1	85.82	47.8	162.86	410.06	178.53
285.25	98.65	46.15	36.5	135.29	91.4	36.9	157	168.38	149.47	81.32	85.9	48.2	165.32	409.82	177.76
280.02	96.3	45.69	35.65	131.31	90.62	36.68	160.69	165.17	148.89	80.13	85.02	47.68	162.42	414.52	177.03
280.07	96.13	44.66	35.62	131.23	91.9	36.57	159.39	165.19	151	79.74	84.15	46.9	163.78	402.63	179.21
292.89	94.81	45.18	35.3	133.72	91.53	35.79	155.63	159.84	151.78	79.23	84.43	45.12	159.78	414.72	178.87
285.19	92.98	44.17	34.62	130.89	89.11	34.92	149.29	155.23	147.3	77.62	82.9	44.26	156.16	409	174.91
289.54	96.45	46.45	35.925	131.73	90.64	34.28	152.59	158.67	152.29	77.27	83.19	45.05	160.78	409.72	178.33
289.54	96.08	47.48	35.78	137.15	89.77	35.16	150.73	158.93	151.67	76.93	84.9	44.72	159.32	418.81	179.84
293.95	97.81	48.47	36.1	139.15	89.29	34.73	149.39	160.27	152.11	80.2	84.55	44.54	167.64	420.03	182.45
285.86	96.47	46.37	35.38	135.51	90.2	34.79	146.87	158.76	148.44	78.16	84.28	43.6	160.99	414.52	175.48
289.62	97.63	46.28	35.14	136.63	90.66	34.6	146.48	158.97	151.32	79.62	84.41	44.63	162.11	406.3	180.52
294.34	99.15	46.9	36.06	138.15	92.77	34.65	146.66	156.34	151.64	80.35	84.8	45	168.63	417.23	181.08
291.9	96.51	46.8	35.725	138.92	89.55	32.1	144.51	152.78	149.31	80.54	84.37	44.29	171.23	415.15	178.55
285.45	96.41	46.32	35.67	140.56	88.15	31.81	145.55	150.81	152.86	80.56	83.96	44.42	172.04	413.6	180.55
285.16	95.61	47.23	35.645	139.5	86.86	32.17	146.56	151.12	150.89	82.46	84.12	43.8	169.96	432.97	182.75
287.96	95.37	47.29	34.9	137.95	86.43	32.45	146.9	152.35	152.71	82.81	86.49	43.63	166.17	437.55	182.96
289.59	94.2	46.95	35.58	137.67	86.3	32.74	143.82	154.14	148.88	81.55	85.95	43.6	170.81	439.32	181.79
295.74	93.7	46.63	35.66	136.89	86.83	32.97	146.32	155.35	146.24	83.26	86.93	43.41	172.48	440.92	183.35
290.25	94.21	47.39	35.68	134.06	87.09	33.17	148.32	158.48	145.64	85.06	89.65	43.4	171.51	434.77	181.07
289.76	94.2	47.07	35.61	136.77	86.42	33.24	147.32	159	148.64	86.48	89.88	43.31	170.11	426.86	181.79
284.4	94.43	47.66	35.96	135.57	86.72	34.39	146.72	159.07	148.77	85.93	90.8	43.55	169.53	419.66	183.32
279.35	94.63	47.31	34.9	127.95	87.12	33.38	148.35	157.78	149.51	88.71	90.77	43.36	170.6	417.97	183.12
280.54	91.55	47.47	35.28	127.25	85.64	33.09	146.02	159.35	158.21	89.76	90.83	42.97	169.54	422.73	182.54
272.81	89.75	47.3	34.88	127.06	83.41	32.4	144.65	155.5	152.91	88.77	90.29	42.47	165.77	429.81	182.09
253.05	87.88	47.12	34.65	126.94	83.81	31.94	142.07	155.31	153.39	89.42	88.88	42.53	167	430.19	182.21
248.62	87	47	34.65	128.27	83.18	32.41	139.05	155.06	149.44	88.43	88.72	42	160.5	416.87	179.42
246.86	86.92	46.47	34.37	124.23	75.05	32.16	140.6	154.42	151.28	89.49	89.48	41.57	158.55	425.13	178.78
241.85	85.14	46.42	34	130.15	74.32	33.38	136.91	153.75	148.48	88.87	89.18	40.77	157.74	416.25	174.6
236.65	82.58	45.59	33.05	112.38	75.47	33.67	134.66	152.66	144.79	89.69	89.54	41.08	156.12	395.3	167.55
245.08	85.05	46.65	33.55	115.02	76.94	33.41	136.78	155.3	148.82	92.02	91.02	42.65	158.76	395.23	169.83
235.85	84.13	47.82	33.04	110.94	75.57	37.01	135.73	158.28	149.65	95.71	94.07	41.82	161.45	393.34	171.54
245.31	89.44	47.605	34.87	113.78	77.92	33.4	143.46	164.91	154.87	94.64	96.09	42.23	160.34	404.61	172.54
250.02	92.44	48.13	35.99	116.33	78.33	32.11	146.74	156.89	152.5	96.44	94.55	41.96	163.38	403.49	173.72
249.83	93.24	47.72	36.48	115.81	77.07	30.15	146.14	153.09	151.5	101.2	91.87	41.83	163.04	411.88	173.71
255.27	92.18	48.165	36.57	116	77.48	30.27	147.3	151.46	153.1	98.23	91.46	41.94	162.77	414.35	172.29
255.22	96.78	48.7	36.515	120.08	79.11	30.3	150.02	149.41	154.76	99.12	91.75	42.1	161.28	418.52	172.92
248.44	95.5	50.42	35.69	120.34	77.75	29.52	148.52	151.9	155.81	99.29	93.01	41.23	158.37	411.48	171.77
249.13	94.19	50.48	35.88	117.72	77.97	30.02	151.51	150.92	154.55	97.37	93.43	41.2	157.65	415.3	173.55
250.02	94.72	50.32	35.95	119.94	78.93	30.19	151.95	153.96	153.96	97.55	91.62	41.11	158.04	409.52	173.47
256.66	93.83	50.7	36.03	121.52	78.82	28.44	149.22	151.02	157.89	95.22	93.26	41.09	158.58	438.4	174.09
255.41	95.33	51.62	37.54	125.98	79.34	28.06	149.03	154.29	160.39	96.25	92.45	40.93	160.75	453.19	174.24
258.11	93.39	50.48	36.55	122.45	79.39	28	148.14	153.04	164.98	94.06	93.63	41.35	156.26	451.79	173.69
260.73	92.83	50.75	36.18	119	80.42	28.55	149.35	154.44	166.95	93.98	95.21	41.59	155.64	452.68	174.55
258.27	93.83	49.71	36.76	118.65	81.09	28.54	148.47	154.35	164.94	92.89	94.79	41.78	156.6	443.64	171.08
258.34	92.95	49.1	35.77	112.92	82.04	28.81	147.29	153.47	161.49	92.06	93.93	41.42	154.78	435.17	170.68
258.83	88.83	48.28	34.59	107.99	78.87	28.88	138.07	149.92	159.11	87.52	94.23	40.76	148.79	431.37	166.61
274.11	93.91	47.84	35.56	129.75	85.60	33.51	150.73	156.98	152.45	87.12	88.87	44.88	161.39	419.87	178.63
2.12	0.80	1.12	0.48	3.08	2.56	2.47	1.12	2.30	1.84	1.52	1.36	3.44	1.72	3.12	2.84
0.77	0.85	2.34	1.35	2.37	2.99	7.38	0.74	1.47	1.21	1.74	1.53	7.66	1.07	0.74	1.59

MTN	MXIM	NOC	ODFL	PKI	PM	POOL	POST	RLI	ROL	SIGI	SIRI	TECH	TTEK	WAT	WST	WU
MTN US Equity	MXIM US Equity	NOC US Equity	ODFL US Equity	PKI US Equity	PM US Equity	POOL US Equity	POST US Equity	RLI US Equity	ROL US Equity	SIGI US Equity	SIRI US Equity	TECH US Equity	TTEK US Equity	WAT US Equity	WST US Equity	WU US Equity
291.66	91.37	323.64	240.41	128.29	88.74	345.24	105.72	111.57	34.42	72.54	6.09	381.93	135.72	284.17	281.78	24.66
290.16	89.92	322.68	240.61	127.73	89.35	342.37	106.69	112.4	33.92	73.3	6.12	373.47	133.63	282.51	278.34	24.84
284.13	91.04	323.15	235.34	128.65	90.99	343.48	107.28	112.83	34.18	73.17	6.15	366.99	130.76	284.02	280.51	24.79
286.23	93.14	319.02	235.75	129.55	90.58	341.86	107.47	113.81	34.19	74.42	6.22	388.24	133.42	281.22	280.31	25.37
280	88.42	321.19	231.76	125.85	88.69	335.25	105.54	113.93	33.91	73.46	6.15	377.22	129.51	273	275.45	24.7
278.35	89.39	316.03	234.11	125.2	88.55	340.1	103.12	110.02	33.81	72.05	6.11	369.46	127.05	269.05	278.08	24.24
299.28	88.85	314.14	231.65	127.25	88.05	340.91	103.45	108.44	33.96	71.89	6.24	376.47	128	270.69	283.25	24.62
313.49	90.66	314.21	231.25	128.13	89.98	336.22	105.5	108.28	34.37	72.15	6.31	385.38	130.17	271.63	282.49	24.77
313.33	89.32	308.65	230.61	128.4	89.25	340.8	106.91	112.16	33.78	73.73	6.08	375.24	128.89	268.7	277.15	24.45
315.58	88.03	314.94	230.1	126.56	90.56	336.87	103.76	115.3	33.01	75.9	6.1	373.99	134.42	268.76	268.95	25
316.06	91.12	310.57	227.92	126.39	89.2	339.2	105.09	117.29	32.67	77.36	6.29	381.82	134.44	268.13	274.59	24.87
309.74	90.19	305.84	228.98	125.96	88.2	343.97	104.88	116.75	32.98	76.85	6.33	388.37	132.8	269.77	274.17	24.8
309.54	88.91	305.74	231.99	126.63	87.68	347.57	104.04	117.21	33.62	77.25	6.25	397.01	135.03	272.63	276.02	25.17
315	87.98	301.79	233.81	123.1	87.72	342.44	102.01	117.25	33.04	75.97	6.16	385.12	133.34	268.83	274.12	24.7
305.48	89.17	299.41	229.67	126.24	86.63	346.84	101.96	115.26	33.25	75.97	6.14	388.01	134.9	273.08	272.89	24.41
305.19	86.9	300	225.93	120.35	86.76	343.2	102.45	114.04	33.27	75.66	6.06	363.76	133.11	272.45	267.73	24.6
304.49	88.11	298.3	223.82	125.96	87.07	336.51	101.8	111.16	32.92	73.98	5.97	364.11	129.95	272.68	267.42	24.98
315.76	85.03	305.62	218.65	121.56	86.36	328.34	104.81	112.33	32.49	74.54	5.91	344.88	126.07	264.67	261.35	25.11
308.47	88.49	300.91	219.85	124.05	86.16	330.22	103.53	109.13	32.94	71.24	5.89	356.21	129.39	266.44	262.4	24.09
302.2	86.36	297.51	215.02	124.22	84.61	323.59	100.88	105.72	31.9	68.39	5.79	347.9	125.38	261.63	257.29	23.47
306	89.51	299.1	222.76	126.38	85.15	331.1	98.64	106.6	32.46	69.16	5.89	361.24	131.23	265.78	267.62	23.88
311.36	92.63	298.78	222.41	127.53	85.07	330.7	98.09	105.68	33.5	68.64	5.98	375.44	133.23	274.03	278.1	23.68
314.22	95.18	293.46	220.72	129.72	84.95	334.2	97.83	106.11	34.07	70.13	6.02	372.44	140.15	272.04	282.99	23.68
309.18	93.17	291.66	214.77	126.09	84.02	334.77	96.06	104.34	33.17	67.83	5.85	361.69	138.37	273.88	280.65	23.22
307.76	91.69	301.89	215.53	125.97	86.52	322.99	96.87	105.29	34	68.05	5.86	365.06	140.05	278.23	277.68	23.52
319.72	96.75	301.73	217.31	128.78	87.56	328.39	98.14	107.67	35.46	69.54	5.99	374.69	138.89	279.9	278.92	23.79
303.51	94.19	298.68	211.62	131.02	86.44	318.25	98.56	105.8	35.39	68.15	5.95	376.86	137.78	278.88	274.29	23.33
307.94	95.32	297.94	211.76	129.72	86.5	314.43	97.76	104.84	35.08	68.39	6.02	377	140.84	279.81	272.65	23.9
304.26	98.15	297.24	215.64	136.79	85.45	326.08	97.7	103.11	35.81	67.17	6.01	389.55	143.19	281.72	281.55	23.91
294.99	94.58	297.86	211.79	142.6	86.33	330.43	97.93	102.52	36.56	67.04	6.02	397.08	136.18	280.8	296.74	23.5
296.32	95.63	297.18	207.99	144.42	86.61	330.17	99.07	102.94	36.6	67.3	6.01	407.26	135.06	282.58	293.99	23.87
300.51	96.16	290.88	210.19	146.49	86	333.33	99.38	101.45	36.84	66.03	5.99	411	136.67	282.51	295.61	23.9
287.37	96.22	297.36	212.21	150.57	86.12	337.84	100	104.28	37.59	67.72	6.09	398.86	133.98	283.95	294.01	23.99
286.72	94.94	299.63	208.04	148.7	85.36	329.89	100.02	105.18	37.65	68.75	6.11	395.02	134.9	282.83	291.09	23.56
288.65	91.31	303.63	208.99	147.22	85.94	350.54	98.22	103.93	37.93	66.4	6.07	390.3	134.26	284.02	292.29	23.47
283.05	91.22	303.78	215.52	145.62	85.63	360.29	97.35	103.21	37.92	66.04	6.06	389.95	136.32	282.71	289.89	23.37
286.28	91.58	300.13	212.25	144.55	85.99	359.4	98.33	103.42	37.23	65.79	6.055	390.57	136.33	284.5	294.46	23.25
281.47	89.2	298.79	209.45	145.03	84.28	359.32	96.3	100.8	37.55	64.72	6.105	380.67	133.91	283.48	291.35	22.97
280.83	89.49	301.85	204.36	142.37	83.63	358.99	95.36	99.63	37.18	64.5	6.12	382.73	132.21	286.45	290.25	22.99
276.51	87.87	300.74	197.75	139.72	80.23	354.85	94.4	98.87	36.61	63.6	6.18	368.41	127.44	281.27	292.08	22.73
265.75	90.44	300	204.57	151.13	79.27	357.3	94.72	99.44	37	64.78	6.2	376.76	127.82	291.31	294.6	22.86
261.83	90.63	292.31	199.1	151.93	79.06	359.82	94.01	97.64	36.22	64.96	6.26	340.07	124.02	268.81	297.02	22.61
265.96	87.71	286.61	194	147.07	79.65	354.18	94.85	96.78	36.02	64.98	6.26	324.91	121.57	264.67	299.49	22.27
267.5	89	293.03	199.02	144.74	81.28	362.66	97.15	98.87	35.98	67.17	6.4	322.52	127.2	266.56	298.92	22.93
263.2	87.83	292.24	194.33	141.73	79.8	354.66	93.01	98.51	34.95	66.91	6.87	318.43	128.97	265.96	293.23	23.15
275.13	93.17	293.11	207.54	146.24	81.99	363.68	100.33	102.27	37.04	67.71	6.55	340.34	133.57	270.53	299.68	22.83
273.62	92.44	299.35	211.12	151.05	81.34	368.94	100.47	103.11	37.15	68.15	6.06	352.44	137.81	273.35	300.26	22.71
271.59	93.62	298.16	204.61	151.91	80.68	369.31	98.94	101.02	37.02	66.95	5.97	356.59	142.42	273.62	300.09	22.06
273.02	96.03	296.87	207.72	150.59	81.33	366.71	99.14	100.76	37.2	67.5	5.99	355.68	134.78	271.26	299.68	22.03
268.42	96.18	298.78	208.96	151.26	81.7	366.24	98.49	102.45	37.76	68.94	5.96	356.67	135.8	271.13	305.05	21.96
272	96.9	298.02	207.51	149.29	81.9	360.63	98.34	101.37	36.86	68.49	5.95	351.78	134.34	271.82	300.12	22.37
278.5	95.14	300.75	207.39	148.52	80.94	359.4	98.82	101.88	37.24	67.91	5.8	347.71	132.52	268.33	299.41	21.93
289.18	96.13	303.02	207.51	148.13	81.18	366.7	99.37	102.58	37.47	68.34	5.83	337.2	134.05	262.9	298.72	21.66
284.54	95.43	299.46	200.96	151.52	81.21	373.72	99.66	103.45	39.86	68.75	5.89	330.58	130.23	264.8	298	22.39
283.78	95.82	297.54	203.35	151.98	81.07	385	97.75	105	41.51	70.27	5.88	334.01	132.5	266.51	298.49	22.41
281.85	95.38	294.74	202.34	159.25	82.31	385.25	98.92	104.1	40.91	69.07	5.94	334.82	131.55	266.05	302.41	22.58
279.1	94.41	288.33	205.56	159.76	83.09	390.99	100.68	106.26	40.8	69.27	5.91	329.52	132.17	261.82	307.53	23.27
285.59	93.92	292.58	201.96	160.53	82.98	385.95	100.31	108.19	40.17	70.28	6.42	335.85	131.9	260.79	304.06	22.86
287.53	89.72	299.14	193.3	156.37	82.5	370.38	99.46	107.76	39.51	69.9	6.52	330.91	130.7	262.47	294.14	23.12
271.89	89.33	296.59	191.75	151.9	82.39	356.87	99.34	101.72	38.87	65.52	6.24	317	116.72	255.43	291.02	22.1
291.51	91.77	301.60	215.01	138.40	84.98	348.16	100.11	106.23	35.78	69.68	6.09	365.75	132.79	273.44	286.21	23.57
NA	NA	5.80	0.80	0.28	4.80	2.32	NA	0.96	0.32	1.00	0.06	1.28	0.68	NA	0.68	0.94
-	-	1.92	0.37	0.20	5.65	0.67	-	0.90	0.89	1.44	0.96	0.35	0.51	-	0.24	3.99

<u>Date of Value Line Summary & Index</u>	<u>Est. Median Appreciation Potential 3 - 5 Yrs. Hence</u>	<u>Est. Median Annual Appreciation Potential</u>	<u>Est. Median Dividend Yield</u>	<u>Est. Median Annual Total Return</u>
2-Apr-2021	30%	6.78%	1.80%	8.58%
26-Mar-2021	25%	5.74%	1.80%	7.54%
19-Mar-2021	30%	6.78%	1.80%	8.58%
12-Mar-2021	30%	6.78%	1.90%	8.68%
5-Mar-2021	30%	6.78%	1.90%	8.68%
26-Feb-2021	30%	6.78%	1.90%	8.68%
19-Feb-2021	30%	6.78%	1.90%	8.68%
12-Feb-2021	35%	7.79%	2.00%	9.79%
5-Feb-2021	25%	5.74%	1.90%	7.64%
29-Jan-2021	25%	5.74%	1.90%	7.64%
22-Jan-2021	25%	5.74%	1.90%	7.64%
15-Jan-2021	30%	6.78%	2.00%	8.78%
8-Jan-2021	30%	6.78%	2.00%	8.78%
Average	29%	6.57%	1.90%	8.47%

Blue Chip Financial Forecasts
Consensus Forecast Yield for 30-year Treasury Bonds

		Projected Market Risk Premium		Aaa Bonds	Baa Bonds
Second Quarter 2021	2.40 %		Second Quarter 2021	3.00	3.90
Third Quarter 2021	2.50		Third Quarter 2021	3.10	4.00
Fourth Quarter 2021	2.50		Fourth Quarter 2021	3.20	4.10
First Quarter 2022	2.60		First Quarter 2022	3.30	4.20
Second Quarter 2022	2.70		Second Quarter 2022	3.40	4.30
Third Quarter 2022	2.70		Third Quarter 2022	3.40	4.40
2022-2026	2.80		2022-2026	3.60	4.60
2027-2031	3.60		2027-2031	4.50	5.40
Average	<u>2.73 %</u>	5.74 %		3.44	4.36

Total Projected Return on S&P 500
 Based on Value Line

11.48

Average of Value Line MRPs:

8.61

Ibbotson-Based MRPs:

PRPM Results

10.46

SBBI Common Stocks Total Return -
 1926 - 2020

12.20 %

SBBI Long-Term Gov't Bonds Income
 Return 1926 - 2020

5.05

Historical Market Risk Premium

7.15 %

Regression analysis on SBBI data 1926-2020 9.54

Average of Ibbotson-Based MRPs: 9.05

Total Projected Return on S&P 500
 Based on Bloomberg 12.88

Average of Hist'l & Proj'd Market
 Risk Premium 9.54 %

Source of Information: Value Line Investment Survey
 Blue Chip Financial Forecasts April 1, 2021 and December 1, 2020
 Stocks, Bonds, Bills, and Inflation - 2021 SBBI Yearbook, Appendix A Tables, John Wiley & Sons, Inc.
 Value Line Summary and Index

Proxy Group	VL Beta	CEM Group	VL Beta
ATO	0.80	AAPL	0.90
NJR	0.95	ABT	0.95
NWN	0.80	AIZ	0.95
OGS	0.80	ANSS	0.85
SJI	1.05	BAH	0.90
SWX	0.95	BDX	0.80
SR	0.85	BFB	0.85
		BR	0.85
		BRC	1.00
		CACI	0.95
		CASY	0.85
		CDNS	0.90
		CERN	0.90
		CSWI	0.85
		DGX	0.85
		EL	0.95
		EXPO	0.90
		FAST	0.90
		GNTX	0.95
		IFF	0.95
		INGR	0.90
		IRM	0.90
		JBHT	0.95
		JJSF	0.90
		JKHY	0.85
		MANT	0.85
		MKC	0.85
		MO	0.90
		MSA	1.00
		MSCI	0.95
		MSI	0.90
		MTN	0.90
		MXIM	0.95
		NOC	0.85
		ODFL	0.90
		PKI	0.95
		PM	0.95
		POOL	0.90

POST	0.95
RLI	0.80
ROL	0.85
SIGI	0.85
SIRI	1.00
TECH	0.80
TTEK	0.90
WAT	0.95
WST	0.85
WU	0.80

Today: 3/31/2021

	NAME	TICKER	CUR_MKT_CAP	EQY_DVD_YLD_ES'	BEST_EST_LONG_TERM_GROWTH	EQY_SH_OUT_PX_LAST	Market Capitalization	Estimated Dividend Yield	Term Growth Est.	DCF Result	% Total Mkt Cap	Weighted DCF Result
A UN Equity	Agilent Technologies Inc	A	38739242057	0.006418122	13	304.6975	127.14	38,739.24	0.61%	13.00%	13.65%	0.0152%
AAL UN Equity	American Airlines Group Inc	AAL	15328849953	0	95	641.3745	23.9	15,328.85	0.00%	95.00%	95.00%	0.04%
AAP UN Equity	Advance Auto Parts Inc	AAP	12023075826	0.554253638	14.177	65.52442	183.49	12,023.08	0.55%	14.18%	14.77%	0.03%
AAPL UN Equity	Apple Inc	AAPL	2.05067E+12	0.689316414	9.5	16788.1	122.15	2,050,665.93	0.69%	9.50%	10.22%	5.90%
ABBV UN Equity	AbbVie Inc	ABBV	1.91104E+11	4.722786916	1.007	1765.882	108.22	191,103.72	4.72%	1.01%	5.75%	0.50%
ABC UN Equity	AmerisourceBergen Corp	ABC	24169655131	1.497416787	10.175	204.7062	118.07	24,169.66	1.50%	10.18%	11.75%	0.07%
ABMD UN Equity	ABIOMED Inc	ABMD	14416465793	#N/A N/A	16	45.23097	318.73	14,416.47	0.00%	16.00%	16.00%	0.04%
ABT UN Equity	Abbott Laboratories	ABT	2.123E+11	1.363484646	14.195	1771.529	119.84	212,300.08	1.36%	14.20%	15.66%	0.61%
ACN UN Equity	Accenture PLC	ACN	1.75863E+11	1.273846154	10.975	635.6472	276.25	175,862.64	1.27%	10.98%	12.32%	0.51%
ADBE UN Equity	Adobe Inc	ADBE	5.220857E+11	0	17.267	479.3256	475.37	227,857.01	0.00%	17.27%	17.27%	0.66%
ADI UN Equity	Analog Devices Inc	ADI	57208041509	1.732009286	11.6	368.8937	155.08	57,208.04	1.73%	11.60%	13.43%	0.16%
ADM UN Equity	Archer-Daniels-Midland Co	ADM	31834532091	2.585964912	2.1	558.5006	57	31,834.53	2.59%	2.10%	4.71%	0.09%
ADP UN Equity	Automatic Data Processing Inc	ADP	80653893263	1.975911286	11.533	427.9402	188.47	80,653.89	1.98%	11.53%	13.62%	0.23%
ADSK UN Equity	Autodesk Inc	ADSK	60860004282	0	20.9	219.5923	277.15	60,860.00	0.00%	20.90%	20.90%	0.18%
AEE UN Equity	Ameren Corp	AEE	20780157356	2.656096362	7.64	255.41	81.36	20,780.16	2.66%	7.64%	10.40%	0.06%
AEP UN Equity	American Electric Power Co Inc	AEP	42067281067	3.515938607	6.35	496.6619	84.7	42,067.26	3.52%	6.35%	9.98%	0.12%
AES UN Equity	AES Corp/The	AES	18180179717	2.290190228	8.325	678.1119	26.81	18,180.18	2.29%	8.33%	10.71%	0.05%
AFL UN Equity	Aflac Inc	AFL	35191375984	2.579132474	#N/A N/A	687.6002	51.18	35,191.38	2.58%	N/A	N/A	N/A
AIG UN Equity	American International Group Inc	AIG	39848943365	2.863016663	20.1	862.3446	46.21	39,848.94	2.86%	20.10%	23.25%	0.11%
AIZ UN Equity	Assurant Inc	AIZ	8208916107	1.881216054	#N/A N/A	57.90306	141.77	8,208.92	1.88%	N/A	N/A	N/A
AJG UN Equity	Arthur J Gallagher & Co	AJG	24353398269	1.514787208	12.14	195.1863	124.77	24,353.40	1.51%	12.14%	13.75%	0.07%
AKAM UN Equity	Akamai Technologies Inc	AKAM	16632145513	#N/A N/A	11.25	163.2203	101.9	16,632.15	0.00%	11.25%	11.25%	0.05%
ALB UN Equity	Albemarle Corp	ALB	17053678523	1.054000411	17.723	116.7181	146.11	17,053.68	1.05%	17.72%	18.87%	0.05%
ALGN UN Equity	Align Technology Inc	ALGN	42854293345	#N/A N/A	4.855	79.13559	541.53	42,854.29	0.00%	4.86%	4.86%	0.12%
ALK UN Equity	Alaska Air Group	ALK	8608936044	0	#N/A N/A	124.3886	69.21	8,608.94	0.00%	N/A	N/A	N/A
ALL UN Equity	Allstate Corp/The	ALL	34800156647	2.46562228	2.767	302.8734	114.9	34,800.16	2.47%	2.77%	5.27%	0.10%
ALLE UN Equity	Allegion plc	ALLE	11397791149	1.12561694	5.39	90.7323	126.62	11,397.79	1.13%	5.39%	6.55%	0.03%
ALXN UN Equity	Alexion Pharmaceuticals Inc	ALXN	33596124304	0	18	219.7118	152.91	33,596.12	0.00%	18.00%	18.00%	0.10%
AMAT UN Equity	Applied Materials Inc	AMAT	1.22599E+11	0.672155689	13.376	917.6608	133.6	122,599.49	0.67%	13.38%	14.09%	0.35%
AMCR UN Equity	Amcor PLC	AMCR	18243898929	4.09657534	8.655	1561.978	11.68	18,243.90	4.05%	8.66%	12.88%	0.05%
AMD UN Equity	Advanced Micro Devices Inc	AMD	95126568549	0	27.067	121.803	78.5	95,126.57	0.00%	27.07%	27.07%	0.27%
AME UN Equity	AMETEK Inc	AME	29480060753	0.577781257	9.69	230.7998	127.73	29,480.06	0.58%	9.69%	10.30%	0.08%
AMGN UN Equity	Amgen Inc	AMGN	1.43704E+11	2.786061653	#N/A N/A	577.5664	248.81	143,704.29	2.79%	N/A	N/A	N/A
AMP UN Equity	Ameriprise Financial Inc	AMP	27103503566	1.89546139	5.2	116.5993	232.45	27,103.50	1.90%	5.20%	7.14%	0.08%
AMT UN Equity	American Tower Corp	AMT	14.2228	2.212833598	14.2228	444.3844	239.06	16,623.54	2.21%	14.23%	16.60%	0.31%
AMZN UN Equity	Amazon.com Inc	AMZN	1.55587E+12	0	20.945	503.5647	3094.08	1,558,069.60	0.00%	20.95%	20.95%	4.49%
ANET UN Equity	Arista Networks Inc	ANET	23043738573	0	11.303	76.31517	301.89	23,043.74	0.00%	11.30%	11.30%	0.07%
ANSS UN Equity	ANSYS Inc	ANSS	29587403044	0	12.05	87.13454	339.56	29,587.40	0.00%	12.05%	12.05%	0.09%
ANTM UN Equity	Anthem Inc	ANTM	87908897067	1.181223012	11.565	244.9057	358.95	87,908.90	1.18%	11.57%	12.81%	0.25%
AON UN Equity	Aon PLC	AON	52001257858	0.81743514	13.15	225.9843	230.11	52,001.26	0.82%	13.15%	14.02%	0.15%
AOS UN Equity	A O Smith Corp	AOS	10932719547	1.607503033	10	135.5379	67.61	10,932.72	1.61%	10.00%	11.69%	0.03%
APA UN Equity	APA Corp	APA	6763711381	0.558659218	37.19	377.861	17.9	6,763.71	0.56%	37.19%	37.85%	0.02%
APD UN Equity	Air Products and Chemicals Inc	APD	62254040233	2.076491078	11.43	221.2769	281.34	62,254.04	2.08%	11.43%	13.63%	0.18%
APH UN Equity	Amphenol Corp	APH	39526151249	0.873124147	11.19	599.1534	65.97	39,526.15	0.87%	11.19%	12.11%	0.11%
APTV UN Equity	Aptiv PLC	APTV	37296813087	0.219724438	12.193	270.4627	137.9	37,296.81	0.22%	12.19%	12.43%	0.11%
ARE UN Equity	Alexandria Real Estate Equities Inc	ARE	22458618168	2.716372489	5.74	136.6927	164.3	22,458.62	2.72%	5.74%	8.53%	0.06%
ATO UN Equity	Atmos Energy Corp	ATO	12668684701	2.511886697	7.098	128.1607	98.85	12,668.68	2.51%	7.10%	9.70%	0.04%
ATVI UN Equity	Activision Blizzard Inc	ATVI	72052118745	0.486021505	14.15	774.754	93	72,052.12	0.49%	14.15%	14.67%	0.21%
AVB UN Equity	AvalonBay Communities Inc	AVB	25744217733	3.47894231	3.863	139.5275	184.51	25,744.22	3.48%	3.86%	7.41%	0.07%
AVGO UN Equity	Broadcom Inc	AVGO	1.89313E+11	3.091489453	17.035	408.3023	463.66	189,313.46	3.09%	17.04%	20.39%	0.55%
AVY UN Equity	Avery Dennison Corp	AVY	15246523094	1.365641165	6.033	83.01946	183.65	15,246.52	1.37%	6.03%	7.44%	0.04%
AWK UN Equity	American Water Works Co Inc	AWK	27205571169	1.559498399	8.54	181.4673	149.92	27,205.57	1.56%	8.54%	10.17%	0.08%
AXP UN Equity	American Express Co	AXP	1.13636E+11	1.252828054	36.733	803.4208	141.44	113,635.84	1.25%	36.73%	38.22%	0.33%
AZO UN Equity	AutoZone Inc	AZO	30946250154	0	10.65	22.03678	1404.3	30,946.25	0.00%	10.65%	10.65%	0.09%
BA UN Equity	Boeing Co/The	BA	1.48665E+11	0.001177764	#N/A N/A	583.6401	254.72	148,664.82	0.00%	N/A	N/A	N/A
BAC UN Equity	Bank of America Corp	BAC	3.33788E+11	1.97208581	12.95	8627.253	38.69	333,788.40	1.97%	12.95%	15.05%	0.96%
BAX UN Equity	Baxter International Inc	BAX	42656810480	1.250889258	9.66	505.772	84.34	42,656.81	1.25%	9.66%	10.97%	0.13%
BBY UN Equity	Best Buy Co Inc	BBY	28707652214	2.381325668	11.7	250.0449	114.81	28,707.65	2.38%	11.70%	14.22%	0.20%
BDX UN Equity	Becton Dickinson and Co	BDX	70649651812	1.564466379	9.537	290.56	243.15	70,649.66	1.56%	9.54%	11.18%	0.08%
BEN UN Equity	Franklin Resources Inc	BEN	1495951059	3.787162162	11	505.4038	29.6	14,959.95	3.79%	11.00%	15.00%	0.04%
BFIB UN Equity	Brown-Forman Corp	BFIB	32119338711	1.029333464	5.39	309.5854	66.97	32,119.34	1.02%	5.39%	6.44%	0.09%
BIIB UN Equity	Biogen Inc	BIIB	42615920747	0	#N/A N/A	152.3357	279.75	42,615.92	0.00%	N/A	N/A	N/A
BIO UN Equity	Bio-Rad Laboratories Inc	BIO	17087689249	0	28.75	24.78687	571.17	17,087.69	0.00%	28.75%	28.75%	0.05%
BK UN Equity	Bank of New York Mellon Corp/The	BK	41471032463	2.725734828	8.65	876.9514	47.29	41,471.03	2.73%	8.65%	11.49%	0.12%
BKNG UN Equity	Booking Holdings Inc	BKNG	95434430793	0	31.875	40.9618	2329.84	95,434.43	0.00%	31.88%	31.88%	0.27%
BKR UN Equity	Baker Hughes Co	BKR	22494761698	3.331790838	118.497	766.3384	21.61	22,494.76	3.33%	118.50%	123.80%	0.06%
BLK UN Equity	BlackRock Inc	BLK	1.15809E+11	2.038702318	10.85	152.6339	753.96	115,808.63	2.04%	10.85%	13.00%	0.33%
BLL UN Equity	Ball Corp	BLL	27800612057	0.696247345	5	328.0682	84.74	27,800.61	0.70%	5.00%	5.71%	0.08%
BMY UN Equity	Bristol-Myers Squibb Co	BMY	1.41028E+11	3.09520038	5.617	2233.928	63.13	141,027.87	3.10%	5.62%	8.80%	0.41%
BR UN Equity	Broadridge Financial Solutions Inc	BR	17728798883	1.484650555	10.7	115.7988	153.10	17,728.80	1.48%	10.70%	12.26%	0.05%
BRK/B UN Equity	Berkshire Hathaway Inc	BRK/B	5.87823E+11	0	-0.7	1335.074	255.47	587,823.14	0.00%	-0.70%	-0.70%	1.69%
BSX UN Equity	Boston Scientific Corp	BSX	54902974359	0	13.84	1420.517	38.65	54,902.97	0.00%	13.84%	13.84%	0.16%
BWA UN Equity	BorgWarner Inc	BWA	11081016156	1.49050906	19.707	239.0211	46.36	11,081.02	1.49%	19.71%	21.34%	0.03%
BXP UN Equity	Boston Properties Inc	BXP	15776879714	3.900849299	0.92	155.8056	101.26	15,776.88	3.90%	0.92%	4.84%	0.05%
C UN Equity	Citigroup Inc	C	1.51807E+11	2.87835051	29.505	2086.7	72.75	151,807.43	2.88%	29.51%	32.81%	0.44%
CAG UN Equity	Conagra Brands Inc	CAG	18370569573	2.643617025	8.067	488.579	37.6	18,370.57	2.64%	8.07%	10.82%	0.05%
CAH UN Equity	Cardinal Health Inc	CAH	17840304270	3.209876543	4.86	293.6676	60.75	17,840.30	3.21%	4.86%		

CCL UN Equity	Carnival Corp	CCL	28104222781	#N/A N/A	-52.51	929.6322	26.54	Carnival Corp	CCL	\$	28,104.22	0.00%	-52.51%	-52.51%	0.08%	-0.0425%
CDNS UW Equity	Cadence Design Systems Inc	CDNS	38229891220	0.243083227	11.9	279.0707	136.99	Cadence Design S	CDNS	\$	38,229.89	0.24%	11.90%	12.16%	0.11%	0.0134%
CDW UW Equity	CDW Corp/DE	CDW	23386570506	1.01058069	13.1	141.0954	165.75	CDW Corp/DE	CDWS	\$	23,386.57	1.01%	13.10%	14.18%	0.07%	0.0095%
CE UN Equity	Celanese Corp	CE	17104539072	1.815633135	10.81	114.1749	149.81	Celanese Corp	CE	\$	17,104.54	1.82%	10.81%	12.72%	0.05%	0.0063%
CERN UN Equity	Cerner Corp	CERN	22016434931	0.713689482	8.61	306.2943	71.88	Cerner Corp	CERN	\$	22,016.43	0.71%	8.61%	9.35%	0.06%	0.0059%
CF UN Equity	CF Industries Holdings Inc	CF	9732095236	2.675187307	14.35	214.4578	45.38	CF Industries Holi	CF	\$	9,732.10	2.68%	14.35%	17.22%	0.03%	0.0048%
CFG UN Equity	Citizens Financial Group Inc	CFG	18768448399	3.567383918	31.68	425.1064	44.15	Citizens Financial	CFG	\$	18,768.45	3.57%	31.68%	35.81%	0.05%	0.0194%
CHD UN Equity	Church & Dwight Co Inc	CHD	21408449029	1.166571265	7.2	245.0881	87.35	Church & Dwight C	CHD	\$	21,408.45	1.17%	7.20%	8.41%	0.06%	0.0052%
CHRW UW Equity	CH Robinson Worldwide Inc	CHRW	12514906349	2.211044745	10.025	131.1423	95.43	CH Robinson Wor	CHRW	\$	12,514.91	2.21%	10.03%	12.35%	0.04%	0.0044%
CHTR UW Equity	Charter Communications Inc	CHTR	1.34725E+11	0.10393796	34.648	193.725	617.02	Charter Communi	CHTR	\$	134,724.65	0.01%	34.65%	34.66%	0.39%	0.1344%
CI UN Equity	Cigna Corp	CI	83976099781	1.248035079	11.423	347.3819	241.74	Cigna Corp	CI	\$	83,976.10	1.25%	11.42%	12.74%	0.24%	0.0308%
CINF UN Equity	Cincinnati Financial Corp	CINF	16801623703	2.369773984	#N/A N/A	161.0401	103.09	Cincinnati Financi	CINF	\$	16,601.62	2.37%	N/A	N/A	N/A	N/A
CL UN Equity	Colgate-Palmolive Co	CL	66810275081	2.392490169	6.1	497.5235	78.83	Colgate-Palmolive	CL	\$	66,810.28	2.39%	6.10%	8.57%	0.19%	0.0165%
CLX UN Equity	Clorox Co/The	CLX	24262620736	2.325279967	6.45	125.7913	192.88	Clorox Co/The	CLX	\$	24,262.62	2.33%	6.45%	8.85%	0.07%	0.0023%
CMA UN Equity	Comerica Inc	CMA	10007082331	3.802620574	19.97	139.491	71.74	Comerica Inc	CMA	\$	10,007.08	3.80%	19.97%	24.15%	0.03%	0.0070%
CMCSA UW Equity	Comcast Corp	CMCSA	2.47859E+11	1.836989706	12.605	4571.212	54.11	Comcast Corp	CMCSA	\$	247,859.31	1.84%	12.61%	14.56%	0.71%	0.1039%
CME UW Equity	CME Group Inc	CME	73330046909	3.13323214	4.135	359.0531	204.23	CME Group Inc	CME	\$	73,330.05	3.13%	4.14%	7.33%	0.21%	0.0155%
CMG UN Equity	Chipotle Mexican Grill Inc	CMG	39987650433	0	22.35	28.14407	1420.82	Chipotle Mexican	CMG	\$	39,987.65	0.00%	22.35%	22.35%	0.12%	0.0257%
CMI UN Equity	Cummins Inc	CMI	37971137103	2.124194358	8.793	148.5445	259.11	Cummins Inc	CMI	\$	37,971.14	2.12%	8.79%	11.01%	0.11%	0.0120%
CMS UN Equity	CMS Energy Corp	CMS	17718688616	2.848742241	7.03	289.4265	61.22	CMS Energy Corp	CMS	\$	17,718.69	2.85%	7.03%	9.98%	0.05%	0.0051%
CNC UN Equity	Centene Corp	CNC	37169611250	0	8.675	581.593	63.91	Centene Corp	CNC	\$	37,169.61	0.00%	8.68%	8.68%	0.14%	0.0093%
CNP UN Equity	CenterPoint Energy Inc	CNP	12493308200	2.838852097	3.5	551.5809	22.65	CenterPoint Energ	CNP	\$	12,493.31	2.84%	3.50%	6.39%	0.04%	0.0023%
COF UN Equity	Capital One Financial Corp	COF	58097042152	1.296863947	20.25	456.6301	127.23	Capital One Finan	COF	\$	58,097.04	1.30%	20.25%	21.68%	0.17%	0.0363%
COG UN Equity	Cabot Oil & Gas Corp	COG	7501102867	2.571884984	27.2	399.4197	18.78	Cabot Oil & Gas C	COG	\$	7,501.10	2.57%	27.20%	30.12%	0.02%	0.0065%
COO UN Equity	Cooper Cos Inc/The	COO	18878433708	0.011716004	10.5	49.15107	384.09	Cooper Cos Inc/TI	COO	\$	18,878.43	0.01%	10.50%	10.51%	0.05%	0.0057%
COP UN Equity	ConocoPhillips	COP	71623433173	3.264111761	-54	1352.151	52.97	ConocoPhillips	COP	\$	71,623.43	3.26%	-54.00%	-51.62%	0.21%	-1.064%
COST UW Equity	Costco Wholesale Corp	COST	1.55984E+11	1.458238765	10.282	442.5338	352.48	Costco Wholesale	COST	\$	155,984.31	1.46%	10.28%	11.82%	0.45%	0.0531%
CPB UN Equity	Campbell Soup Co	CPB	15232280025	2.902327432	8.965	303.0094	50.27	Campbell Soup Co	CPB	\$	15,232.28	2.90%	8.97%	12.00%	0.04%	0.0053%
CPRT UN Equity	Copart Inc	CPRT	25666385659	#N/A N/A	#N/A N/A	236.317	108.61	Copart Inc	CPRT	\$	25,666.39	0.00%	N/A	N/A	N/A	N/A
CRM UN Equity	salesforce.com Inc	CRM	1.95132E+11	0	14.867	921	211.87	salesforce.com In	CRM	\$	195,132.27	0.00%	14.87%	14.87%	0.56%	0.0835%
CSCO UW Equity	Cisco Systems Inc/Delaware	CSCO	2.18309E+11	2.806033649	5.525	422.786	51.71	Cisco Systems Inc	CSCO	\$	218,308.53	2.81%	5.53%	8.41%	0.63%	0.0528%
CSX UN Equity	CSX Corp	CSX	73230590821	1.148102054	9.393	759.4959	96.42	CSX Corp	CSX	\$	73,230.59	1.15%	9.39%	10.60%	0.21%	0.0223%
CTAS UN Equity	Cintas Corp	CTAS	35850920478	1.239342533	10.353	105.0392	341.31	Cintas Corp	CTAS	\$	35,850.92	1.24%	10.35%	11.66%	0.10%	0.0120%
CTLT UN Equity	Catalent Inc	CTLT	17926554189	#N/A N/A	15.82	170.2265	105.31	Catalent Inc	CTLT	\$	17,926.55	0.00%	15.82%	15.82%	0.05%	0.0082%
CTSH UN Equity	Cognizant Technology Solutions Corp	CTSH	41451585835	1.207117256	10.933	530.6143	78.12	Cognizant Techno	CTSH	\$	41,451.59	1.21%	10.93%	12.21%	0.12%	0.0146%
CTVA UN Equity	Corteva Inc	CTVA	34528547802	1.121836122	15.575	740.6381	46.62	Corteva Inc	CTVA	\$	34,528.55	1.12%	15.58%	16.78%	0.10%	0.0167%
CTXS UN Equity	Citrix Systems Inc	CTXS	17259188722	1.054431462	9.6	122.9637	140.36	Citrix Systems Inc	CTXS	\$	17,259.19	1.05%	9.60%	10.71%	0.05%	0.0053%
CVS UN Equity	CVS Health Corp	CVS	98653231083	2.674464974	6.89	1311.355	75.23	CVS Health Corp	CVS	\$	98,653.23	2.67%	6.89%	9.66%	0.28%	0.0274%
CVX UN Equity	Chevron Corp	CVX	2.01865E+11	4.997614276	22.113	1926.377	104.79	Chevron Corp	CVX	\$	201,865.02	5.00%	22.11%	27.68%	0.58%	0.1608%
CZR UN Equity	Caesars Entertainment Inc	CZR	18213861603	0	37.29	206.2774	87.45	Caesars Entertain	CZR	\$	18,213.86	0.00%	37.29%	37.29%	0.05%	0.0196%
D UN Equity	Dominion Energy Inc	D	61223986741	3.308320169	7.02	806.003	75.96	Dominion Energy	D	\$	61,223.99	3.31%	7.02%	10.44%	0.18%	0.0184%
DAL UN Equity	Delta Air Lines Inc	DAL	30809720986	0	#N/A N/A	638.1467	48.28	Delta Air Lines Inc	DAL	\$	30,809.72	0.00%	N/A	N/A	N/A	N/A
DD UN Equity	DuPont de Nemours Inc	DD	41308112247	1.576086957	9.28	534.5253	77.28	DuPont de Nemou	DD	\$	41,308.11	1.58%	9.28%	10.43%	0.12%	0.0130%
DE UN Equity	Deere & Co	DE	1.1727E+11	0.849414658	33.61	313.4389	374.14	Deere & Co	DE	\$	117,270.04	0.85%	33.61%	34.60%	0.34%	0.1168%
DFS UN Equity	Discover Financial Services	DFS	29132646673	1.902305506	54.69	306.6917	94.99	Discover Financia	DFS	\$	29,132.65	1.90%	54.69%	57.11%	0.08%	0.0479%
DG UN Equity	Dollar General Corp	DG	48479722740	0.785213701	10.573	239.2643	202.62	Dollar General Co	DG	\$	48,479.72	0.79%	10.57%	11.40%	0.14%	0.0159%
DGX UN Equity	Quest Diagnostics Inc	DGX	17127584027	1.895475676	-6.933	133.4548	128.34	Quest Diagnostics	DGX	\$	17,127.58	1.90%	-6.93%	-5.10%	0.05%	-0.0025%
DHI UN Equity	DR Horton Inc	DHI	32413096573	0.897660686	15.54	363.7017	89.12	DR Horton Inc	DHI	\$	32,413.10	0.90%	15.54%	16.51%	0.09%	0.0154%
DHR UN Equity	Danaher Corp	DHR	1.60497E+11	0.47005592	12.827	713.0675	225.08	Danaher Corp	DHR	\$	160,497.23	0.47%	12.83%	13.33%	0.46%	0.0616%
DIS UN Equity	Walt Disney Co/The	DIS	3.34952E+11	0.291025363	26.89	1815.264	184.52	Walt Disney Co/TI	DIS	\$	334,952.49	0.29%	26.89%	27.22%	0.96%	0.2625%
DISCA UN Equity	Discovery Inc	DISCA	31363492254	0	4.667	162.4908	43.46	Discovery Inc	DISCA	\$	31,363.49	0.00%	4.67%	4.67%	0.09%	0.0042%
DISH UW Equity	DISH Network Corp	DISH	19048184971	0	3.99	287.7577	36.2	DISH Network Co	DISH	\$	19,048.18	0.00%	3.99%	3.99%	0.05%	0.0022%
DLR UN Equity	Digital Realty Trust Inc	DLR	40726326616	3.299488782	21.597	281.1211	140.84	Digital Realty Tru	DLR	\$	40,726.33	3.30%	21.60%	25.25%	0.12%	0.0296%
DLTR UN Equity	Dollar Tree Inc	DLTR	26717359076	0	10.35	233.4209	114.46	Dollar Tree Inc	DLTR	\$	26,717.36	0.00%	10.35%	10.35%	0.08%	0.0080%
DOV UN Equity	Dover Corp	DOV	19727062826	1.473784001	11.633	143.8567	137.13	Dover Corp	DOV	\$	19,727.06	1.47%	11.63%	13.19%	0.06%	0.0075%
DOW UN Equity	Dow Inc	DOW	47649677421	4.37128558	19.31	745.2249	63.94	Dow Inc	DOW	\$	47,649.68	4.37%	19.31%	24.10%	0.14%	0.0331%
DPZ UN Equity	Domino's Pizza Inc	DPZ	14270412356	1.014437587	12.65	38.80044	367.79	Domino's Pizza In	DPZ	\$	14,270.41	1.01%	12.65%	13.73%	0.04%	0.0056%
DRE UN Equity	Duke Realty Corp	DRE	15672022301	2.466014787	6.537	373.7663	41.93	Duke Realty Corp	DRE	\$	15,672.02	2.47%	6.54%	9.08%	0.05%	0.0041%
DRI UN Equity	Darden Restaurants Inc	DRI	18506599714	1.242951746	13.033	130.3282	142	Darden Restauran	DRI	\$	18,506.60	1.24%	13.03%	14.36%	0.05%	0.0076%
DTE UN Equity	DTE Energy Co	DTE	25792840873	3.225176506	4.033	193.7272	133.14	DTE Energy Co	DTE	\$	25,792.84	3.23%	4.03%	7.32%	0.07%	0.0054%
DUK UN Equity	Duke Energy Corp	DUK	74252470483	4.083704548	5	769.2165	96.53	Duke Energy Corp	DUK	\$	74,252.47	4.08%	5.00%	9.19%	0.21%	0.0196%
DVA UN Equity	DaVita Inc	DVA	11790038000	#N/A N/A	13.38	109.4	107.77	DaVita Inc	DVA	\$	11,790.04	0.00%	13.38%	13.38%	0.03%	0.0045%
DVN UN Equity	Devon Energy Corp	DVN	14707235000	3.578947368	4.16	673.1	21.85	Devon Energy Corp	DVN	\$	14,707.24	3.58%	4.16%	7.81%	0.04%	0.0033%
DXC UN Equity	DXC Technology Co	DXC	7958608221	0.511836212	-1.6	254.594	31.26	DXC Technology C	DXC	\$	7,958.61</					

EXPE UN Equity	Expedia Group Inc	EXPE	24761966518	0.33693214	6.967	138.3411	172.12	Expedia Group Inc	EXPE	\$	24,761.97	0.34%	6.97%	7.32%	0.07%	0.0052%
EXR UN Equity	Extra Space Storage Inc	EXR	17623577731	2.986043003	4.975	132.958	132.55	Extra Space Stora	EXR	\$	17,623.58	2.99%	4.98%	8.04%	0.05%	0.0041%
F UN Equity	Ford Motor Co	F	48739013958	0.95102041	31.745	3907.843	12.25	Ford Motor Co	F	\$	48,739.01	0.96%	31.75%	32.85%	0.14%	0.0461%
FANG UN Equity	Diamondback Energy Inc	FANG	13288751204	2.140427269	20.7	180.8239	73.49	Diamondback Ene	FANG	\$	13,288.75	2.14%	20.70%	23.06%	0.04%	0.0088%
FAST UN Equity	Fastenal Co	FAST	28877877497	2.227525865	10.15	574.3412	50.28	Fastenal Co	FAST	\$	28,877.88	2.23%	10.15%	12.49%	0.08%	0.0104%
FB UN Equity	Facebook Inc	FB	8.38724E+11	0	23.2	2405.448	294.53	Facebook Inc	FB	\$	838,724.23	0.00%	23.20%	23.20%	2.41%	0.5602%
FBHS UN Equity	Fortune Brands Home & Security Inc	FBHS	13264170098	1.069714047	10.56	138.428	95.82	Fortune Brands Hb	FBHS	\$	13,264.17	1.07%	10.56%	11.69%	0.04%	0.0045%
FCX UN Equity	Freeport-McMoRan Inc	FCX	48027761087	0.783480109	26.62	1458.48	32.93	Freeport-McMoRa	FCX	\$	48,027.76	0.78%	26.62%	27.51%	0.14%	0.0380%
FDX UN Equity	FedEx Corp	FDX	75367762983	0.934023377	18.6	265.3421	284.04	FedEx Corp	FDX	\$	75,367.76	0.93%	18.60%	19.62%	0.22%	0.0426%
FE UN Equity	FirstEnergy Corp	FE	18871587601	4.496973191	5.6	544.0066	34.69	FirstEnergy Corp	FE	\$	18,871.59	4.50%	5.60%	10.22%	0.05%	0.0056%
FFIV UN Equity	F5 Networks Inc	FFIV	12861593860	0	14.817	61.65082	208.62	F5 Networks Inc	FFIV	\$	12,861.59	0.00%	14.82%	14.82%	0.04%	0.0055%
FIS UN Equity	Fidelity National Information Services I	FIS	87336898352	1.088827253	14	621.1286	140.61	Fidelity National I	FIS	\$	87,336.90	1.09%	14.00%	15.17%	0.25%	0.0381%
FISV UN Equity	Fiserv Inc	FISV	79692503758	0	17.656	669.4599	119.04	Fiserv Inc	FISV	\$	79,692.50	0.00%	17.66%	17.66%	0.23%	0.0405%
FLTR UN Equity	Fifth Third Bancorp	FLTB	2662851474	2.91588785	17.75	711.0428	37.45	Fifth Third Bancor	FLTB	\$	26,628.55	2.92%	17.75%	20.92%	0.08%	0.0160%
FLUR UN Equity	FLIR Systems Inc	FLIR	74111034989	1.275013281	#N/A N/A	131.2384	56.47	FLIR Systems Inc	FLIR	\$	7,411.03	1.28%	N/A	N/A	N/A	N/A
FLT UN Equity	FleetCor Technologies Inc	FLT	22408123355	0	14.505	83.41631	268.63	FleetCor Technol	FLT	\$	22,408.12	0.00%	14.51%	14.51%	0.06%	0.0094%
FMC UN Equity	FMC Corp	FMC	14325037278	1.740348974	9.767	129.5094	110.81	FMC Corp	FMC	\$	14,325.04	1.74%	9.77%	11.59%	0.04%	0.0048%
FOXA UN Equity	Fox Corp	FOXA	21022209340	1.312655774	2.175	334.3514	38.11	Fox Corp	FOXA	\$	21,022.21	1.31%	2.18%	3.50%	0.06%	0.0021%
FRC UN Equity	First Republic Bank/CA	FRC	29390022668	0.495952024	13.21	176.252	166.75	First Republic Ban	FRC	\$	29,390.02	0.50%	13.21%	13.74%	0.08%	0.0116%
FRT UN Equity	Federal Realty Investment Trust	FRT	7883320976	4.194184327	5.22	77.70647	101.45	Federal Realty Inv	FRT	\$	7,883.32	4.19%	5.22%	9.52%	0.02%	0.0022%
FTNT UN Equity	Fortinet Inc	FTNT	30095669282	0	14.15	163.1909	184.42	Fortinet Inc	FTNT	\$	30,095.67	0.00%	14.15%	14.15%	0.09%	0.0123%
FTV UN Equity	Fortive Corp	FTV	23881460120	0.417610419	5.915	338.0728	70.64	Fortive Corp	FTV	\$	23,881.46	0.42%	5.91%	6.34%	0.07%	0.0044%
GD UN Equity	General Dynamics Corp	GD	51481911548	2.595836087	6.645	283.5532	181.56	General Dynamics	GD	\$	51,481.91	2.60%	6.65%	9.33%	0.15%	0.0138%
GE UN Equity	General Electric Co	GE	1.15342E+11	0.304645849	52.3	8784.651	13.13	General Electric C	GE	\$	115,342.47	0.30%	52.30%	52.68%	0.33%	0.1749%
GILD UN Equity	Gilead Sciences Inc	GILD	81244291444	4.197740987	#N/A N/A	1256.604	64.63	Gilead Sciences Ir	GILD	\$	81,214.29	4.20%	N/A	N/A	N/A	N/A
GIS UN Equity	General Mills Inc	GIS	37403438215	3.286040444	6.1	609.9713	61.32	General Mills Inc	GIS	\$	37,403.44	3.29%	6.10%	9.49%	0.11%	0.0102%
GL UN Equity	Globe Life Inc	GL	11203534211	0.817551485	#N/A N/A	115.9426	96.63	Globe Life Inc	GL	\$	11,203.53	0.82%	N/A	N/A	N/A	N/A
GLW UN Equity	Corning Inc	GLW	33468325640	2.238565847	15.34	769.164	43.51	Corning Inc	GLW	\$	33,468.33	2.24%	15.34%	17.75%	0.10%	0.0171%
GM UN Equity	General Motors Co	GM	82794850637	1.044204664	13.005	1440.913	57.46	General Motors Co	GM	\$	82,794.85	1.04%	13.01%	14.12%	0.24%	0.0336%
GNRC UN Equity	Generac Holdings Inc	GNRC	20583979183	0	6.5	62.86144	327.45	Generac Holdings	GNRC	\$	20,583.98	0.00%	6.50%	6.50%	0.06%	0.0039%
GOOGL UN Equity	Alphabet Inc	GOOGL	1.39256E+12	0	18.28	300.7371	2062.52	Alphabet Inc	GOOGL	\$	1,392,561.78	0.00%	18.28%	18.28%	4.01%	0.7328%
GPC UN Equity	Genuine Parts Co	GPC	16691807240	2.841076218	7.425	144.4053	115.59	Genuine Parts Co	GPC	\$	16,691.81	2.84%	7.43%	10.37%	0.05%	0.0050%
GNP UN Equity	Global Payments Inc	GNP	59484344603	0.383470582	7.33	295.0905	201.58	Global Payments I	GNP	\$	59,484.34	0.38%	7.33%	7.73%	0.17%	0.0132%
GPS UN Equity	Gap Inc/The	GPS	11163079844	2.790463398	20.133	374.8516	29.78	Gap Inc/The	GPS	\$	11,163.08	2.79%	20.13%	23.20%	0.03%	0.0075%
GRMN UN Equity	Garmin Ltd	GRMN	25258685662	1.994690937	6.7	191.5714	131.85	Garmin Ltd	GRMN	\$	25,258.69	1.99%	6.70%	8.76%	0.07%	0.0064%
GS UN Equity	Goldman Sachs Group Inc/The	GS	1.16903E+11	1.066727829	10.447	342.9001	327	Goldman Sachs G	GS	\$	116,902.99	1.61%	10.45%	12.14%	0.34%	0.0408%
GWV UN Equity	WW Grainger Inc	GWV	20985074323	1.580763251	18.333	52.34099	400.93	WW Grainger Inc	GWV	\$	20,985.07	1.58%	18.33%	20.06%	0.06%	0.0121%
HAL UN Equity	Halliburton Co	HAL	19070059352	0.955265623	41.67	888.6328	21.46	Halliburton Co	HAL	\$	19,070.06	0.96%	41.67%	42.82%	0.05%	0.0235%
HAS UN Equity	Hasbro Inc	HAS	13202245116	2.960882231	13.68	137.3517	98.12	Hasbro Inc	HAS	\$	13,202.25	2.96%	13.68%	16.84%	0.04%	0.0064%
HBAN UN Equity	Huntington Bancshares Inc/OH	HBAN	16071901365	3.874045802	30.71	1022.386	15.72	Huntington Bancal	HBAN	\$	16,071.90	3.87%	30.71%	35.18%	0.05%	0.0163%
HBI UN Equity	Hanesbrands Inc	HBI	6865009135	3.091001525	7.853	349.0091	19.67	Hanesbrands Inc	HBI	\$	6,865.01	3.09%	7.85%	11.07%	0.02%	0.0022%
HCA UN Equity	HCA Healthcare Inc	HCA	63458689154	0.858553688	11.437	336.9369	188.34	HCA Healthcare Ir	HCA	\$	63,458.69	0.86%	11.44%	12.34%	0.18%	0.0226%
HD UN Equity	Home Depot Inc/The	HD	3.28775E+11	2.205733006	8.53	1077.069	305.25	Home Depot Inc/T	HD	\$	328,775.43	2.21%	8.53%	10.83%	0.95%	0.1025%
HES UN Equity	Hess Corp	HES	21722368490	1.423120407	35.913	308.9866	70.76	Hess Corp	HES	\$	21,722.37	1.42%	35.91%	37.59%	0.06%	0.0235%
HFC UN Equity	HollyFrontier Corp	HFC	5811191096	3.904415875	-8.82	162.4145	35.78	HollyFrontier Corp	HFC	\$	5,811.19	3.90%	-8.82%	-5.09%	0.02%	-0.0009%
HIG UN Equity	Hartford Financial Services Group Inc/The	HIG	23863255902	2.096121274	7	357.2879	66.79	Hartford Financial	HIG	\$	23,863.26	2.10%	7.00%	9.17%	0.07%	0.0063%
HII UN Equity	Huntington Ingalls Industries Inc	HII	8295749854	2.2331795	27.25	40.29998	205.85	Huntington Ingalls	HII	\$	8,295.75	2.23%	27.25%	29.79%	0.02%	0.0071%
HLT UN Equity	Hilton Worldwide Holdings Inc	HLT	33568335055	0.026463778	19.935	277.6078	120.92	Hilton Worldwide I	HLT	\$	33,568.34	0.03%	19.94%	19.96%	0.10%	0.0193%
HOLX UN Equity	Hologic Inc	HOLX	19164884089	0	13.635	257.6618	74.38	Hologic Inc	HOLX	\$	19,164.88	0.00%	13.64%	13.64%	0.06%	0.0075%
HON UN Equity	Honeywell International Inc	HON	1.50972E+11	1.734002856	11.4	695.5012	217.07	Honeywell Interna	HON	\$	150,972.44	1.73%	11.40%	13.23%	0.43%	0.0575%
HPE UN Equity	Hewlett Packard Enterprise Co	HPE	20480030076	3.081321474	9.665	1301.145	15.74	Hewlett Packard E	HPE	\$	20,480.03	3.08%	9.67%	12.90%	0.06%	0.0076%
HPQ UN Equity	HP Inc	HPQ	39579499772	2.497637795	10.805	1268.598	31.75	HP Inc	HPQ	\$	39,579.50	2.50%	10.81%	13.44%	0.11%	0.0153%
HRL UN Equity	Hormel Foods Corp	HRL	25808283337	2.063624948	5.1	540.1482	47.78	Hormel Foods Corp	HRL	\$	25,808.28	2.06%	5.10%	7.22%	0.07%	0.0054%
HSIC UN Equity	Henry Schein Inc	HSIC	9850670386	#N/A N/A	4.58	142.2685	69.24	Henry Schein Inc	HSIC	\$	9,850.67	0.00%	4.58%	4.58%	0.03%	0.0013%
HST UN Equity	Host Hotels & Resorts Inc	HST	11885392651	0.154302671	#N/A N/A	705.3645	16.85	Host Hotels & Res	HST	\$	11,885.39	0.15%	N/A	N/A	N/A	N/A
HSY UN Equity	Hershey Co/The	HSY	32765302281	2.077010622	4.7	146.5518	158.16	Hershey Co/The	HSY	\$	32,765.30	2.08%	4.70%	6.83%	0.09%	0.0064%
HUM UN Equity	Humana Inc	HUM	54087676022	0.645199761	12.687	129.0106	419.25	Humana Inc	HUM	\$	54,087.68	0.65%	12.68%	13.37%	0.16%	0.0208%
HWM UN Equity	Howmet Aerospace Inc	HWM	13932039251	0.248988484	#N/A N/A	433.6147	32.13	Howmet Aerospac	HWM	\$	13,932.04	0.25%	N/A	N/A	N/A	N/A
IBM UN Equity	International Business Machines Corp	IBM	1.1908E+11	5.067537145	9.72	893.5941	133.26	International Busir	IBM	\$	119,080.35	5.07%	9.72%	15.03%	0.34%	0.0515%
ICE UN Equity	Intercontinental Exchange Inc	ICE	62843682749	1.180157593	10.51	562.7121	111.68	Intercontinental E	ICE	\$	62,843.68	1.18%	10.51%	11.75%	0.18%	0.0213%
IDXX UN Equity	IDEXX Laboratories Inc	IDXX	14799835205	#N/A N/A	13.255	85.42608	489.31	IDEXX Laboratorie	IDXX	\$	41,799.84	0.00%	13.26%	13.26%	0.12%	0.0160%
IEX UN Equity	IDEX Corp	IEX	15891616892	1.007548251	13.8	75.9202	209.32	IDEX Corp	IEX	\$	15,891.62	1.01%	13.80%	14.88%	0.05%	0.0068%
IFF UN Equity	International Flavors & Fragrances Inc	IFF	34741529949	2.212592221	21.05	248.847	139.61	International Flav	IFF	\$	34,741.53	2.21%	21.05%	23.50%	0.10%	0.0235%
ILMN UN Equity	illumina Inc	ILMN	56034354000	0	28.36	145.9	384.06	illumina Inc	ILMN	\$	56,034.35	0.00%	28.36%	28.36%	0.16%	0

KEYS UN Equity	Keysight Technologies Inc	KEYS	26684520885	#N/A	N/A	10.41	186.0845	143.4	Keysight Technol	KEYS	\$	26,684.52	0.00%	10.41%	10.41%	0.08%	0.0080%
KHC UW Equity	Kraft Heinz Co/The	KHC	48924658600		4.005	1.735	1223.116	40	Kraft Heinz Co/The	KHC	\$	48,924.66	4.01%	1.74%	5.77%	0.14%	0.0081%
KIM UN Equity	Kimco Realty Corp	KIM	8127022913	3.674666667		4.907	433.4412	18.75	Kimco Realty Corp	KIM	\$	8,127.02	3.67%	4.91%	8.67%	0.02%	0.0020%
KLAC UW Equity	KLA Corp	KLAC	50906264690	1.125605327		8.85	154.0747	330.4	KLA Corp	KLAC	\$	50,906.26	1.13%	8.85%	10.03%	0.15%	0.0147%
KMB UN Equity	Kimberly-Clark Corp	KMB	46999833721	3.253505933		4.733	368.0067	139.05	Kimberly-Clark Co	KMB	\$	46,999.83	3.25%	4.73%	8.06%	0.14%	0.0109%
KMI UN Equity	Kinder Morgan Inc	KMI	37703096163	6.474474474		4	2264.45	16.65	Kinder Morgan Inc	KMI	\$	37,703.10	6.47%	4.00%	10.60%	0.11%	0.0115%
KMX UN Equity	CarMax Inc	KMX	21562748890	#N/A	N/A	7.155	162.5415	132.66	CarMax Inc	KMX	\$	21,562.75	0.00%	7.16%	7.16%	0.06%	0.0044%
KO UN Equity	Coca-Cola Co/The	KO	272144E+11	3.18345665		6.205	4309.312	52.71	Coca-Cola Co/The	KO	\$	227,143.82	3.18%	6.21%	9.49%	0.65%	0.0620%
KR UN Equity	Kroger Co/The	KR	27064253299	2.095026396		7.16	751.9937	35.99	Kroger Co/The	KR	\$	27,064.25	2.10%	7.16%	9.33%	0.08%	0.0073%
KSU UN Equity	Kansas City Southern	KSU	23999991895	0.68543498		13.35	90.93662	263.92	Kansas City South	KSU	\$	23,999.99	0.69%	13.35%	14.08%	0.07%	0.0097%
L UN Equity	Loews Corp	L	13698297328	#N/A	N/A	#N/A	#N/A	#N/A	Loews Corp	L	\$	13,698.30	0.00%	N/A	N/A	N/A	N/A
LB UN Equity	L Brands Inc	LB	17247461691	0.813126414		15.5	278.8144	61.86	L Brands Inc	LB	\$	17,247.46	0.81%	15.50%	16.38%	0.05%	0.0081%
LDOS UN Equity	Leidos Holdings Inc	LDOS	13608818490	1.509140008		10.97	141.3463	96.28	Leidos Holdings Ir	LDOS	\$	13,608.82	1.51%	10.97%	12.56%	0.04%	0.0049%
LEG UN Equity	Leggett & Platt Inc	LEG	6070875495	3.581599124	#N/A	N/A	132.9874	45.65	Leggett & Platt Inc	LEG	\$	6,070.88	3.58%	N/A	N/A	N/A	N/A
LEN UN Equity	Lenmar Corp	LEN	30884912083	0.84658698		12.27	274.4956	101.23	Lenmar Corp	LEN	\$	30,884.91	0.85%	12.27%	13.17%	0.09%	0.0117%
LH UN Equity	Laboratory Corp of America Holdings	LH	24890928000	0		-1.747	97.6	255.03	Laboratory Corp o	LH	\$	24,890.93	0.00%	-1.75%	-1.75%	0.07%	-0.0013%
LHX UN Equity	L3Harris Technologies Inc	LHX	41664072896	1.996250247		8.7	205.5658	202.68	L3Harris Technolo	LHX	\$	41,664.07	2.00%	8.70%	10.78%	0.12%	0.0129%
LIN UN Equity	Linde PLC	LIN	1.46195E+11	1.535660191		9.867	521.8652	280.14	Linde PLC	LIN	\$	146,195.31	1.54%	9.87%	11.48%	0.42%	0.0483%
LKQ UW Equity	LKQ Corp	LKQ	12801212473	#N/A	N/A	9.4	302.4147	42.33	LKQ Corp	LKQ	\$	12,801.21	0.00%	9.40%	9.40%	0.04%	0.0035%
LLY UN Equity	Eli Lilly and Co	LLY	1.79159E+11	1.779252757	#N/A	N/A	958.9922	186.82	Eli Lilly and Co	LLY	\$	179,158.92	1.78%	N/A	N/A	N/A	N/A
LMT UN Equity	Lockheed Martin Corp	LMT	1.02984E+11	2.899864682		5.2	278.7122	369.5	Lockheed Martin C	LMT	\$	102,984.16	2.90%	5.20%	8.18%	0.30%	0.0242%
LNC UN Equity	Lincoln National Corp	LNC	11953242158	2.702746106		28.56	191.9583	62.27	Lincoln National C	LNC	\$	11,953.24	2.70%	28.56%	0.03%	0.0109%	
LNT UW Equity	Alliant Energy Corp	LNT	13533557668	2.985598227		6.117	249.8811	54.16	Alliant Energy Corp	LNT	\$	13,533.56	2.99%	6.12%	9.19%	0.04%	0.0036%
LOW UN Equity	Lowe's Cos Inc	LOW	1.36408E+11	1.329792828		16.947	717.2569	190.18	Lowe's Cos Inc	LOW	\$	136,407.91	1.33%	16.95%	18.39%	0.39%	0.0722%
LRCX UW Equity	Lam Research Corp	LRCX	85064745421	0.85427266		19.27	142.9083	595.24	Lam Research Co	LRCX	\$	85,064.75	0.85%	19.27%	20.21%	0.24%	0.0495%
LUMN UN Equity	Lumen Technologies Inc	LUMN	14642928383	7.490636704		-4.517	1096.849	13.35	Lumen Technolog	LUMN	\$	14,642.93	7.49%	-4.52%	2.80%	0.04%	0.0012%
LUV UN Equity	Southwest Airlines Co	LUV	36066766562	0	#N/A	N/A	590.6775	61.06	Southwest Airlines	LUV	\$	36,066.77	0.00%	N/A	N/A	N/A	N/A
LVS UN Equity	Las Vegas Sands Corp	LVS	46412416012	3.18959842		9.35	763.8646	60.76	Las Vegas Sands	LVS	\$	46,412.42	3.19%	9.35%	12.69%	0.13%	0.0170%
LW UN Equity	Lamb Weston Holdings Inc	LW	11339591753	1.208053691		12.873	146.3551	77.48	Lamb Weston Hol	LW	\$	11,339.59	1.21%	12.87%	14.16%	0.03%	0.0046%
LYB UN Equity	LyondellBasell Industries NV	LYB	34766492660	4.065353196		5.5	334.1326	104.05	LyondellBasell Ind	LYB	\$	34,766.49	4.07%	5.50%	9.68%	0.10%	0.0097%
LYV UN Equity	Live Nation Entertainment Inc	LYV	18457687438	0	#N/A	N/A	218.0471	84.65	Live Nation Entert	LYV	\$	18,457.69	0.00%	N/A	N/A	N/A	N/A
MA UN Equity	Mastercard Inc	MA	3.53687E+11	0.452183682		21.866	985.1469	356.05	Mastercard Inc	MA	\$	353,686.66	0.45%	21.86%	22.36%	1.02%	0.2276%
MAA UN Equity	Mid-America Apartment Communities Inc	MAA	16513248298	2.857439734	#N/A	N/A	114.3894	144.36	Mid-America Apar	MAA	\$	16,513.25	2.86%	N/A	N/A	N/A	N/A
MAR UN Equity	Marriott International Inc/MD	MAR	48220220688	0.077644994		54.177	325.5703	148.11	Marriott Internati	MAR	\$	48,220.22	0.08%	54.18%	54.28%	0.14%	0.0753%
MAS UN Equity	Masco Corp	MAS	15402826645	1.30884808		8.3	257.1423	59.9	Masco Corp	MAS	\$	15,402.83	1.31%	8.30%	9.66%	0.04%	0.0043%
MCD UN Equity	McDonald's Corp	MCD	1.67113E+11	2.338716873	#N/A	N/A	258.5721	224.14	McDonald's Corp	MCD	\$	167,112.54	2.34%	N/A	N/A	N/A	N/A
MCHP UN Equity	Microchip Technology Inc	MCHP	41794849658	0.883906713		12.2	269.262	155.22	Microchip Technol	MCHP	\$	41,794.85	0.88%	12.20%	13.14%	0.12%	0.0158%
MCK UN Equity	McKesson Corp	MCK	31044016327	0.870590648		4.917	159.1674	195.04	McKesson Corp	MCK	\$	31,044.02	0.87%	4.92%	5.81%	0.09%	0.0052%
MCO UN Equity	Moody's Corp	MCO	5584739986	0.832189143		9.9	187.1498	298.61	Moody's Corp	MCO	\$	55,848.80	0.83%	9.90%	10.77%	0.16%	0.0173%
MDLZ UN Equity	Mondelez International Inc	MDLZ	82651085138	2.274047497		8.317	1412.115	59.53	Mondelez Internat	MDLZ	\$	82,651.07	2.27%	8.32%	10.69%	0.24%	0.0254%
MDT UN Equity	Medtronic PLC	MDT	1.59248E+11	1.913993058		9.02	1348.073	118.13	Medtronic PLC	MDT	\$	159,247.85	1.91%	9.02%	11.02%	0.46%	0.0505%
MET UN Equity	MetLife Inc	MET	53762628705	3.148544168		4.747	884.3992	60.79	MetLife Inc	MET	\$	53,762.63	3.15%	4.75%	7.97%	0.15%	0.0123%
MGM UN Equity	MGM Resorts International	MGM	18805214155	0.263227165		25.15	495.0043	37.99	MGM Resorts Inte	MGM	\$	18,805.21	0.26%	25.15%	25.45%	0.05%	0.0138%
MHK UN Equity	Mohawk Industries Inc	MHK	13505230138	0		17.71	70.22635	192.31	Mohawk Industrie	MHK	\$	13,505.23	0.00%	17.71%	17.71%	0.04%	0.0069%
MKC UN Equity	McCormick & Co Inc/MD	MKC	23808133743	1.69021983		5.82	249.0026	89.16	McCormick & Co I	MKC	\$	23,808.13	1.69%	5.82%	7.56%	0.07%	0.0052%
MKTX UW Equity	MarketAxess Holdings Inc	MKTX	18918907076	0.525385604	#N/A	N/A	37.99588	497.92	MarketAxess Hold	MKTX	\$	18,918.91	0.53%	N/A	N/A	N/A	N/A
MLM UN Equity	Martin Marietta Materials Inc	MLM	20917144781	0.684890715		11.59	62.28678	335.82	Martin Marietta M	MLM	\$	20,917.14	0.68%	11.59%	12.31%	0.06%	0.0074%
MMC UN Equity	Marsh & McLennan Cos Inc	MMC	62054878977	1.598521267		7.99	509.4818	121.8	Marsh & McLenna	MMC	\$	62,054.88	1.60%	7.99%	9.65%	0.18%	0.0172%
MMM UN Equity	3M Co	MMM	1.11642E+11	3.119161304		8.05	579.4172	192.68	3M Co	MMM	\$	11,642.11	3.12%	8.05%	11.29%	0.32%	0.0363%
MNST UW Equity	Monster Beverage Corp	MNST	48108002609	0		10.343	528.137	91.09	Monster Beverage	MNST	\$	48,108.00	0.00%	10.34%	10.34%	0.14%	0.0143%
MO UN Equity	Altria Group Inc	MO	95090562699	6.964425332		2.7	1858.69	51.16	Altria Group Inc	MO	\$	95,090.56	6.96%	2.70%	9.76%	0.27%	0.0267%
MOS UN Equity	Mosaic Co/The	MOS	11983140541	0.673837393		18.05	379.0933	31.61	Mosaic Co/The	MOS	\$	11,983.14	0.67%	18.05%	18.78%	0.03%	0.0065%
MPC UN Equity	Marathon Petroleum Corp	MPC	34836691299	4.221349785		17.877	651.2748	53.49	Marathon Petrole	MPC	\$	34,836.69	4.22%	17.88%	22.48%	0.10%	0.0225%
MPWR UN Equity	Monolithic Power Systems Inc	MPWR	16113793410	0.655983692		18.55	45.621	353.21	Monolithic Power	MPWR	\$	16,113.79	0.66%	18.55%	19.27%	0.05%	0.0089%
MRK UN Equity	Merck & Co Inc	MRK	1.95062E+11	3.398624984		7.41	2530.316	77.09	Merck & Co Inc	MRK	\$	195,062.03	3.40%	7.41%	10.93%	0.56%	0.0614%
MRO UN Equity	Marathon Oil Corp	MRO	8427331552	1.161048689		-3.2	789.076	10.68	Marathon Oil Corp	MRO	\$	8,427.33	1.16%	-3.20%	-2.06%	0.02%	-0.0005%
MS UN Equity	Morgan Stanley	MS	1.46162E+11	1.926345609		22.9	1882.075	77.66	Morgan Stanley	MS	\$	146,161.97	1.93%	22.90%	25.05%	0.42%	0.1054%
MSCI UN Equity	MSCI Inc	MSCI	34696032568	0.766075176		12.2	82.75146	419.28	MSCI Inc	MSCI	\$	34,696.03	0.77%	12.20%	13.01%	0.10%	0.0130%
MSFT UW Equity	Microsoft Corp	MSFT	1.77823E+12	0.945412902		12.537	7542.216	235.77	Microsoft Corp	MSFT	\$	1,778,228.21	0.95%	12.54%	13.54%	5.12%	0.6932%
MSI UN Equity	Motorola Solutions Inc	MSI	31785770687	1.525126296		11.3	169.0283	188.05	Motorola Solutions	MSI	\$	31,785.77	1.53%	11.30%	12.91%	0.09%	0.0118%
MTB UN Equity	M&T Bank Corp	MTB	19502244555	2.920651672		11.567	128.6343	151.61	M&T Bank Corp	MTB	\$	19,502.24	2.92%	11.57%	14.66%	0.06%	0.0082%
MTD UN Equity	Mettler-Toledo International Inc	MTD	26951655801	0		13.445	23.32084	1155.69	Mettler-Toledo Int	MTD	\$	26,951.66	0.00%	13.45%	13.45%	0.08%	0.0142%
MU UN Equity	Micron Technology Inc	MU	98678012309	0		15.903	1118.671	88.21	Micron Technology	MU	\$						

ODFL UW Equity	Old Dominion Freight Line Inc	ODFL	28112850856	0.305311759	16.177	116.9371	240.41	Old Dominion Frei	ODFL	\$	28,112.85	0.31%	16.18%	16.51%	0.08%	0.0134%
OKE UN Equity	ONEOK Inc	OKE	22542868923	7.382550336	13.1	444.9836	50.66	ONEOK Inc	OKE	\$	22,542.87	7.38%	13.10%	20.97%	0.06%	0.0136%
OMC UN Equity	Omnicom Group Inc	OMC	15946190034	3.781523938	12.067	215.0531	74.15	Omnicom Group I	OMC	\$	15,946.19	3.78%	12.07%	16.08%	0.05%	0.0074%
ORCL UN Equity	Oracle Corp	ORCL	2.02338E+11	1.482114864	8.725	2883.535	70.17	Oracle Corp	ORCL	\$	202,337.65	1.48%	8.73%	10.27%	0.58%	0.0598%
ORLY UN Equity	O'Reilly Automotive Inc	ORLY	35460793435	0	10.5	69.90792	50.15	O'Reilly Automotiv	ORLY	\$	35,460.79	0.00%	10.50%	10.50%	0.10%	0.0107%
OTIS UN Equity	Otis Worldwide Corp	OTIS	29418410882	1.342585829	2.2	429.7796	68.45	Otis Worldwide Ct	OTIS	\$	29,418.41	1.34%	2.20%	3.56%	0.08%	0.0030%
OXY UN Equity	Occidental Petroleum Corp	OXY	24848721066	0.687453043	-38.15	933.4606	26.62	Occidental Petrole	OXY	\$	24,848.72	0.69%	-38.15%	-37.59%	0.07%	-0.0269%
PAYC UN Equity	Paycom Software Inc	PAYC	22273371482	0	26.25	60.18854	370.06	Paycom Software	PAYC	\$	22,273.37	0.00%	26.25%	26.25%	0.06%	0.0168%
PAYX UN Equity	Paychex Inc	PAYX	35349066695	2.535196899	7.7	360.6312	98.02	Paychex Inc	PAYX	\$	35,349.07	2.54%	7.70%	10.33%	0.10%	0.0185%
PBCT UN Equity	People's United Financial Inc	PBCT	761898122	4.067039106	#N/A	425.5249	17.9	People's United Fi	PBCT	\$	7,616.90	4.07%	N/A	N/A	N/A	N/A
PCAR UN Equity	PACCAR Inc	PCAR	32255781505	1.452862678	11.65	347.135	92.92	PACCAR Inc	PCAR	\$	32,255.78	1.45%	11.65%	13.19%	0.09%	0.0122%
PEAK UN Equity	Healthpeak Properties Inc	PEAK	17103828544	3.963453056	#N/A	538.873	31.74	Healthpeak Prope	PEAK	\$	17,103.83	3.96%	N/A	N/A	N/A	N/A
PEG UN Equity	Public Service Enterprise Group Inc	PEG	30411654889	3.396445773	5.043	505.0931	60.21	Public Service Ent	PEG	\$	30,411.65	3.40%	5.04%	8.53%	0.09%	0.0075%
PENN UN Equity	Penn National Gaming Inc	PENN	16400432397	#N/A	N/A	156.4865	104.84	Penn National Gai	PENN	\$	16,406.04	0.00%	86.45%	86.45%	0.05%	0.0408%
PEP UN Equity	PepsiCo Inc	PEP	1.95208E+11	3.010250972	7.393	1380.048	141.45	PepsiCo Inc	PEP	\$	195,207.73	3.01%	7.39%	10.51%	0.56%	0.0591%
PFE UN Equity	Pfizer Inc	PFE	2.02097E+11	4.294783329	6.367	5578.164	36.23	Pfizer Inc	PFE	\$	202,096.88	4.29%	6.37%	10.80%	0.58%	0.0628%
PGF UN Equity	Principal Financial Group Inc	PGF	16345916433	3.824216444	15.19	272.6137	59.96	Principal Financial	PGF	\$	16,345.92	3.82%	15.19%	19.30%	0.05%	0.0091%
PG UN Equity	Procter & Gamble Co/The	PG	3.33493E+11	2.357675552	7.15	2462.476	135.43	Procter & Gamble	PG	\$	333,493.13	2.36%	7.15%	9.59%	0.96%	0.0921%
PGR UN Equity	Progressive Corp/The	PGR	55946505292	3.495450267	-1.64	585.1533	95.61	Progressive Corp/	PGR	\$	55,946.51	3.50%	-1.64%	1.83%	0.16%	0.0029%
PH UN Equity	Parker-Hannifin Corp	PH	40716071876	1.142250262	12.83	1142.0812	315.43	Parker-Hannifin C	PH	\$	40,716.07	1.14%	12.83%	14.03%	0.12%	0.0165%
PHM UN Equity	PulteGroup Inc	PHM	13869133973	1.027841342	9.5	264.4762	52.44	PulteGroup Inc	PHM	\$	13,869.13	1.03%	9.50%	10.58%	0.04%	0.0042%
PKG UN Equity	Packaging Corp of America	PKG	12774992554	2.984086853	1.633	94.98548	134.48	Packaging Corp o	PKG	\$	12,774.99	2.98%	1.63%	4.64%	0.04%	0.0017%
PKI UN Equity	PerkinElmer Inc	PKI	14376407552	0.218255515	-6.872	112.0618	128.29	PerkinElmer Inc	PKI	\$	14,376.41	0.22%	-6.87%	-6.66%	0.04%	-0.0028%
PLD UN Equity	Prologis Inc	PLD	78412947952	2.329245283	6.903	739.7448	106	Prologis Inc	PLD	\$	78,412.95	2.33%	6.90%	9.31%	0.23%	0.0210%
PM UN Equity	Philp Morris International Inc	PM	1.38302E+11	5.490196078	10.385	1558.513	88.74	Philip Morris Interr	PM	\$	138,302.44	5.49%	10.38%	16.16%	0.40%	0.0643%
PNC UN Equity	PNC Financial Services Group Inc/The	PNC	74377434502	2.666324611	29.213	424.0205	175.41	PNC Financial Sei	PNC	\$	74,377.43	2.67%	29.21%	32.27%	0.21%	0.0691%
PNR UN Equity	Pentair PLC	PNR	10355845459	1.291720154	9.737	166.1721	62.32	Pentair PLC	PNR	\$	10,355.85	1.29%	9.74%	11.09%	0.03%	0.0033%
PNW UN Equity	Pinnacle West Capital Corp	PNW	9167461741	4.08973571	3.657	112.6916	81.35	Pinnacle West Ca	PNW	\$	9,167.46	4.09%	3.65%	7.82%	0.03%	0.0021%
POOL UN Equity	Pool Corp	POOL	13863491964	0.733692504	17	40.1561	345.24	Pool Corp	POOL	\$	13,863.49	0.73%	17.00%	17.80%	0.04%	0.0071%
PPG UN Equity	PPG Industries Inc	PPG	35603559753	1.494076503	6.933	236.9464	150.26	PPG Industries Inc	PPG	\$	35,603.56	1.49%	6.93%	8.48%	0.10%	0.0087%
PPL UN Equity	PPL Corp	PPL	22177521199	5.76629681	-2.65	768.9848	28.84	PPL Corp	PPL	\$	22,177.52	5.77%	-2.65%	3.04%	0.06%	0.0019%
PRGO UN Equity	Perrigo Co PLC	PRGO	5405462601	2.446256486	3	133.5672	40.47	Perrigo Co PLC	PRGO	\$	5,405.46	2.45%	3.00%	5.48%	0.02%	0.0009%
PRU UN Equity	Prudential Financial Inc	PRU	36022402811	5.094401756	5.733	395.4161	91.1	Prudential Financi	PRU	\$	36,022.40	5.09%	5.73%	10.97%	0.10%	0.0114%
PSA UN Equity	Public Storage	PSA	43131114762	3.272818569	5.29	174.7897	246.76	Public Storage	PSA	\$	43,131.11	3.27%	5.29%	8.65%	0.12%	0.0107%
PSX UN Equity	Phillips 66	PSX	35626950769	4.451802796	1.35	436.9261	81.54	Phillips 66	PSX	\$	35,626.95	4.45%	1.35%	5.83%	0.10%	0.0060%
PVH UN Equity	PVH Corp	PVH	7522709272	0.090823084	-3.24	71.17038	105.7	PVH Corp	PVH	\$	7,522.71	0.09%	-3.24%	-3.15%	0.02%	-0.0007%
PWR UN Equity	Quanta Services Inc	PWR	12173353316	0.26396295	#N/A	138.365	87.98	Quanta Services I	PWR	\$	12,173.35	0.26%	N/A	N/A	N/A	N/A
PXD UN Equity	Pioneer Natural Resources Co	PXD	34397280070	1.399068127	24.4	216.5803	158.82	Pioneer Natural R	PXD	\$	34,397.28	1.40%	24.40%	25.97%	0.10%	0.0257%
PYPL UN Equity	PayPal Holdings Inc	PYPL	2.84408E+11	#N/A	N/A	1171.176	242.84	PayPal Holdings I	PYPL	\$	284,408.32	0.00%	23.13%	23.13%	0.82%	0.1804%
QCOM UN Equity	QUALCOMM Inc	QCOM	1.50822E+11	2.015234935	24.73	1136	132.59	QUALCOMM Inc	QCOM	\$	150,822.24	2.02%	24.73%	26.99%	0.43%	0.1171%
QRVO UN Equity	Qorvo Inc	QRVO	20693096569	0	17.998	113.2627	182.7	Qorvo Inc	QRVO	\$	20,693.10	0.00%	18.00%	18.00%	0.06%	0.0107%
RCL UN Equity	Royal Caribbean Cruises Ltd	RCL	21792806092	3.327269595	28.235	254.5591	85.61	Royal Caribbean C	RCL	\$	21,792.81	3.37%	28.24%	32.08%	0.06%	0.0201%
RE UN Equity	Everest Re Group Ltd	RE	910333760	2.599975788	59.46	39.9166	247.81	Everest Re Group	RE	\$	9,103.33	2.60%	59.46%	62.83%	0.03%	0.0179%
REG UN Equity	Regency Centers Corp	REG	9640402329	4.221477694	7.007	169.829	56.71	Regency Centers	REG	\$	9,640.40	4.22%	7.01%	11.38%	0.03%	0.0032%
REGN UN Equity	Regeneron Pharmaceuticals Inc	REGN	50688386693	0	3.543	105.2829	473.14	Regeneron Pharm	REGN	\$	50,688.39	0.00%	3.54%	3.54%	0.15%	0.0052%
RF UN Equity	Regions Financial Corp	RF	19847525501	3.088092933	24.567	960.674	20.66	Regions Financial	RF	\$	19,847.53	3.09%	24.57%	28.03%	0.06%	0.0160%
RHI UN Equity	Robert Half International Inc	RHI	8831657352	1.870116562	10.28	113.1249	78.07	Robert Half Intern	RHI	\$	8,831.66	1.87%	10.28%	12.25%	0.03%	0.0031%
RJF UN Equity	Raymond James Financial Inc	RJF	16877878789	1.289164491	13.5	137.7112	122.56	Raymond James F	RJF	\$	16,877.88	1.29%	13.50%	14.88%	0.05%	0.0072%
RL UN Equity	Ralph Lauren Corp	RL	9005257957	0.379181552	0.66	48.23709	123.16	Ralph Lauren Cor	RL	\$	9,005.26	0.38%	0.66%	1.04%	0.03%	0.0003%
RMD UN Equity	ResMed Inc	RMD	28231672478	0.822595609	12.73	145.5091	194.02	ResMed Inc	RMD	\$	28,231.67	0.82%	12.73%	13.60%	0.08%	0.0111%
ROK UN Equity	Rockwell Automation Inc	ROK	30832204701	1.610156721	11.043	116.1551	265.44	Rockwell Automat	ROK	\$	30,832.20	1.61%	11.04%	12.74%	0.09%	0.0113%
ROL UN Equity	Rollins Inc	ROL	16939091298	1.191167926	#N/A	142.1293	34.42	Rollins Inc	ROL	\$	16,939.09	1.19%	N/A	N/A	N/A	N/A
ROP UN Equity	Roper Technologies Inc	ROP	42326337054	0.555114791	13.7	104.9396	403.34	Roper Technologii	ROP	\$	42,326.34	0.56%	13.70%	14.29%	0.12%	0.0174%
ROST UN Equity	Ross Stores Inc	ROST	42750714779	0.931531982	8.85	356.5233	119.91	Ross Stores Inc	ROST	\$	42,750.71	0.93%	8.85%	9.82%	0.12%	0.0121%
RSG UN Equity	Republic Services Inc	RSG	31682547397	1.759436336	7.943	318.8983	99.35	Republic Services	RSG	\$	31,682.55	1.76%	7.94%	9.77%	0.09%	0.0089%
RTX UN Equity	Raytheon Technologies Corp	RTX	1.17144E+11	2.568914197	13.86	1516.033	77.27	Raytheon Technol	RTX	\$	117,143.86	2.57%	13.86%	16.61%	0.34%	0.0560%
SBAC UN Equity	SBA Communications Corp	SBAC	30342986984	0.83948988	47.4	109.3244	277.55	SBA Communicati	SBAC	\$	30,342.99	0.84%	47.40%	48.44%	0.09%	0.0423%
SBUX UN Equity	Starbucks Corp	SBUX	1.28644E+11	1.825752723	25.2	1177.3	109.27	Starbucks Corp	SBUX	\$	128,643.57	1.83%	25.20%	27.26%	0.37%	0.1009%
SCHW UN Equity	Charles Schwab Corp/The	SCHW	1.22691E+11	1.152193925	12.047	1803.05	65.18	Charles Schwab C	SCHW	\$	122,691.16	1.15%	12.05%	13.27%	0.35%	0.0469%
SEE UN Equity	Sealed Air Corp	SEE	7098399210	1.427324313	7.19	154.9192	45.82	Sealed Air Corp	SEE	\$	7,098.40	1.43%	7.19%	8.67%	0.02%	0.0018%
SHW UN Equity	Sherwin-Williams Co/The	SHW	65837252910	0.876410889	8.32	89.20916	738.01	Sherwin-Williams	SHW	\$	65,837.25	0.88%	8.32%	9.23%	0.19%	0.0175%
SIVB UN Equity	SVB Financial Group	SIVB	26602578645	0	8	53.88646	493.66	SVB Financial Gr	SIVB	\$	26,602.58	0.00%	8.00%	8.00%	0.08%	0.0061%
SJM UN Equity	J M Smucker Co/The	SJM	13865868499	2.847546037	1.65	109.5856	126.53	J M Smucker Co/I	SJM	\$	13,865.87	2.85%	1.65%	4.52%	0.04%	0.0019%
SLB UN Equity	Schlumberger NV	SLB	38018939222	1.838911364	28.677	1398.269	27.19	Schlumberger NV	SLB	\$	38,018.					

TGT UN Equity	Target Corp	TGT	98760906773	1.449487555	12.607	498.6162	198.07	Target Corp	TGT	\$	98,760.91	1.45%	12.61%	14.15%	0.28%	0.0402%
TJX UN Equity	TJX Cos Inc/The	TJX	79421752954	1.572184429	8.7	1200.631	66.15	TJX Cos Inc/The	TJX	\$	79,421.75	1.57%	8.70%	10.34%	0.23%	0.0236%
TMO UN Equity	Thermo Fisher Scientific Inc	TMO	1.79719E+11	0.21254218	3.6	393.7934	456.38	Thermo Fisher Sci	TMO	\$	179,719.41	0.21%	3.60%	3.82%	0.03%	0.0197%
TMUS UW Equity	T-Mobile US Inc	TMUS	1.55711E+11		29.8	1242.804	125.29	T-Mobile US Inc	TMUS	\$	155,710.92	0.00%	29.80%	29.80%	0.45%	0.1336%
TPR UN Equity	11449709049	TPR	11449709049	0.888133948	14.175	277.8381	41.21	Tapestry Inc	TPR	\$	11,449.71	0.89%	14.18%	15.13%	0.03%	0.0050%
TRMB UW Equity	Trimble Inc	TRMB	19551946455	#N/A N/A	8.25	251.3427	77.79	Trimble Inc	TRMB	\$	19,551.95	0.00%	8.25%	8.25%	0.06%	0.0046%
TROW UW Equity	T Rowe Price Group Inc	TROW	39030970664	2.254079254	13.153	227.4532	171.6	T Rowe Price Gro	TROW	\$	39,030.97	2.25%	13.15%	15.56%	0.11%	0.0175%
TRV UN Equity	Travelers Cos Inc/The	TRV	37933038992	2.370345745	7.225	252.2144	150.4	Travelers Cos Inc/	TRV	\$	37,933.04	2.37%	7.23%	9.68%	0.11%	0.0106%
TSCO UN Equity	Tractor Supply Co	TSCO	20576795342	1.138468489	7.37	116.2006	177.08	Tractor Supply Co	TSCO	\$	20,576.80	1.14%	7.37%	8.55%	0.06%	0.0051%
TSLA UN Equity	Tesla Inc	TSLA	6.41115E+11		40.7	959.8535	667.93	Tesla Inc	TSLA	\$	641,114.95	0.00%	40.70%	40.70%	1.85%	0.7512%
TSN UN Equity	Tyson Foods Inc	TSN	27099634781	2.421265141	5.66	294.7223	74.3	Tyson Foods Inc	TSN	\$	27,099.63	2.42%	5.66%	8.15%	0.08%	0.0064%
TT UN Equity	Trane Technologies PLC	TT	39474255572	1.397076589	12.37	238.4287	165.56	Trane Technolog	TT	\$	39,474.26	1.40%	12.37%	13.85%	0.11%	0.0157%
TWVO UN Equity	Take-Two Interactive Software Inc	TWVO	20351890755	#N/A N/A	6.378	115.1777	176.7	Take-Two Interact	TWVO	\$	20,351.89	0.00%	6.38%	6.38%	0.06%	0.0037%
TWTR UN Equity	Twitter Inc	TWTR	50786442811		80	798.1525	63.63	Twitter Inc	TWTR	\$	50,786.44	0.00%	80.00%	80.00%	0.15%	0.1170%
TXN UN Equity	Texas Instruments Inc	TXN	1.74430E+11	2.207524208	10.033	923.0083	188.99	Texas Instruments	TXN	\$	174,430.34	2.21%	10.03%	12.35%	0.50%	0.0620%
TXI UN Equity	Textron Inc	TXI	12725985552	0.142653352	26.215	228.9252	58.08	Textron Inc	TXI	\$	12,725.97	0.14%	26.22%	26.38%	0.04%	0.0097%
TYL UN Equity	Tyler Technologies Inc	TYL	17226039187	#N/A N/A	20.15	40.57673	424.53	Tyler Technolog	TYL	\$	17,226.04	0.00%	20.15%	20.15%	0.05%	0.0100%
UAA UN Equity	Under Armour Inc	UAA	9161946668		40.9	188.6211	22.16	Under Armour Inc	UAA	\$	9,161.95	0.00%	40.90%	40.90%	0.03%	0.0108%
UAL UN Equity	United Airlines Holdings Inc	UAL	18325125151		124.8	318.4763	57.54	United Airlines Ho	UAL	\$	18,325.13	0.00%	124.80%	124.80%	0.05%	0.0658%
UDR UN Equity	UDR Inc	UDR	13018568841	3.305973552	1.47	296.821	43.86	UDR Inc	UDR	\$	13,018.57	3.31%	1.47%	4.80%	0.04%	0.0018%
UHS UN Equity	Universal Health Services Inc	UHS	11350643974	0.504535572	5	77.83669	133.39	Universal Health S	UHS	\$	11,350.64	0.50%	5.00%	5.52%	0.03%	0.0018%
ULTA UN Equity	Ulta Beauty Inc	ULTA	17377082879		8.8	56.20559	309.17	Ulta Beauty Inc	ULTA	\$	17,377.08	0.00%	8.80%	8.80%	0.05%	0.0044%
UNH UN Equity	UnitedHealth Group Inc	UNH	3.51725E+11	1.388985944	12.673	945.3194	372.07	UnitedHealth Gro	UNH	\$	351,724.99	1.39%	12.67%	14.15%	1.01%	0.1433%
UNM UN Equity	Unum Group	UNM	5669840938	4.211282788	3.33	203.7313	27.83	Unum Group	UNM	\$	5,669.84	4.21%	3.33%	7.61%	0.02%	0.0012%
UNP UN Equity	Union Pacific Corp	UNP	1.47637E+11	1.858354884	10.6	669.8294	220.41	Union Pacific Corp	UNP	\$	147,637.09	1.86%	10.60%	12.56%	0.43%	0.0534%
UPS UN Equity	United Parcel Service Inc	UPS	1.47792E+11	2.474851462	8.043	721.4356	169.99	United Parcel Ser	UPS	\$	147,791.56	2.47%	8.04%	10.62%	0.43%	0.0452%
URI UN Equity	United Rentals Inc	URI	23819040379		9.21	72.33015	329.31	United Rentals Inc	URI	\$	23,819.04	0.00%	9.21%	9.21%	0.07%	0.0063%
USB UN Equity	US Bancorp	USB	83107365949	3.071777255	10.8	1502.574	55.31	US Bancorp	USB	\$	83,107.37	3.07%	10.80%	14.04%	0.24%	0.0336%
V UN Equity	Visa Inc	V	4.67813E+11	0.603598923	18.447	1696.114	211.73	Visa Inc	V	\$	467,812.74	0.60%	18.45%	19.11%	1.35%	0.2573%
VAR UN Equity	Varian Medical Systems Inc	VAR	16212305659	#N/A N/A	8.8	91.83881	176.53	Varian Medical Sys	VAR	\$	16,212.31	0.00%	8.80%	8.80%	0.05%	0.0041%
VFC UN Equity	VF Corp	VFC	31305760263	2.384884885	7.825	391.7137	79.92	VF Corp	VFC	\$	31,305.76	2.38%	7.83%	10.30%	0.09%	0.0093%
VIA UN Equity	ViacomCBS Inc	VIA	28853215916	2.186252772	-2.255	585.3048	45.1	ViacomCBS Inc	VIA	\$	28,853.22	2.19%	-2.26%	-0.09%	0.08%	-0.0001%
VLO UN Equity	Valero Energy Corp	VLO	29267176047	5.483240223	3.623	408.7594	71.6	Valero Energy Cor	VLO	\$	29,267.18	5.48%	3.62%	9.21%	0.08%	0.0078%
VMC UN Equity	Vulcan Materials Co	VMC	22387044263	0.87762963	13.823	132.664	168.75	Vulcan Materials C	VMC	\$	22,387.04	0.88%	13.82%	14.76%	0.06%	0.0095%
VNO UN Equity	Vornado Realty Trust	VNO	8685588880	0.688257325	-1.41	191.3547	45.39	Vornado Realty Tr	VNO	\$	8,685.59	4.69%	-1.41%	3.25%	0.03%	0.0008%
VRSK UN Equity	Verisk Analytics Inc	VRSK	28763644800	0.657083027	9.53	162.7916	176.69	Verisk Analytics In	VRSK	\$	28,763.64	0.66%	9.53%	10.22%	0.08%	0.0085%
VRSN UN Equity	VeriSign Inc	VRSN	22478674944		4.3	113.0946	198.76	VeriSign Inc	VRSN	\$	22,478.67	0.00%	4.30%	4.30%	0.06%	0.0028%
VRTX UN Equity	Vertex Pharmaceuticals Inc	VRTX	55862817723		37.76	259.9601	214.89	Vertex Pharmaceut	VRTX	\$	55,862.82	0.00%	37.76%	37.76%	0.16%	0.0607%
VTR UN Equity	Ventris Inc	VTR	19984314687	3.378327709	3.34	374.6591	53.34	Ventris Inc	VTR	\$	19,984.31	3.38%	3.34%	6.77%	0.06%	0.0039%
VTRS UN Equity	Viatris Inc	VTRS	16862944257	2.619869785	-6.27	1207.083	13.97	Viatris Inc	VTRS	\$	16,862.94	2.62%	-6.27%	-3.73%	0.05%	-0.0018%
VZ UN Equity	Verizon Communications Inc	VZ	2.40741E+11	4.354256234	2.348	4140	58.15	Verizon Communi	VZ	\$	240,741.00	4.35%	2.35%	6.75%	0.69%	0.0468%
WAB UN Equity	Westinghouse Air Brake Technologies C	WAB	14953009181	0.606368852	8.75	188.896	79.16	Westinghouse Air	WAB	\$	14,953.01	0.61%	8.75%	9.38%	0.04%	0.0040%
WAT UN Equity	Waters Corp	WAT	176711307527		9.03	62.18569	284.17	Waters Corp	WAT	\$	17,671.31	0.00%	9.03%	9.03%	0.05%	0.0046%
WBA UN Equity	Walgreens Boots Alliance Inc	WBA	47435885762	3.451730419	4.74	864.0416	54.9	Walgreens Boots I	WBA	\$	47,435.89	3.45%	4.74%	8.27%	0.14%	0.0113%
WDC UN Equity	Western Digital Cor	WDC	20431986698	0.167790262	5.348	306.0972	66.75	Western Digital Co	WDC	\$	20,431.99	0.17%	5.35%	5.52%	0.06%	0.0032%
WEC UN Equity	WEC Energy Group Inc	WEC	29521517756	2.890266054	6.56	315.4345	93.59	WEC Energy Gro	WEC	\$	29,521.52	2.89%	6.56%	9.55%	0.08%	0.0081%
WELL UN Equity	Welltower Inc	WELL	29897147084	3.44269161	9.81	417.383	71.63	Welltower Inc	WELL	\$	29,897.15	3.44%	9.81%	13.42%	0.09%	0.0116%
WFC UN Equity	Wells Fargo & Co	WFC	1.61521E+11	1.27463527	35.355	4134.144	39.07	Wells Fargo & Co	WFC	\$	161,521.02	1.27%	35.36%	36.85%	0.46%	0.1714%
WHR UN Equity	Whirlpool Corp	WHR	13831703991	2.294077604	2.98	62.77152	220.35	Whirlpool Corp	WHR	\$	13,831.70	2.29%	2.98%	5.31%	0.04%	0.0021%
WLTW UN Equity	Willis Towers Watson PLC	WLTW	29519022326	1.283642083	10	128.9716	228.88	Willis Towers Wat	WLTW	\$	29,519.02	1.28%	10.00%	11.35%	0.08%	0.0096%
WM UN Equity	Waste Management Inc	WM	54451676019	1.785769648	10.417	422.0406	129.02	Waste Managemen	WM	\$	54,451.68	1.79%	10.42%	12.30%	0.16%	0.0193%
WMB UN Equity	Williams Cos Inc/The	WMB	28777594112	6.931194597	5.267	1214.757	23.69	Williams Cos Inc/T	WMB	\$	28,777.59	6.93%	5.27%	12.38%	0.10%	0.0103%
WMT UN Equity	Walmart Inc	WMT	3.82643E+11	1.633659722	5.9	287.072	135.83	Walmart Inc	WMT	\$	382,642.85	1.63%	5.90%	7.58%	0.18%	0.0835%
WRB UN Equity	W R Berkley Corp	WRB	13364216754	1.064768414	14.65	177.3619	75.35	W R Berkley Corp	WRB	\$	13,364.22	1.41%	14.65%	16.16%	0.04%	0.0062%
WRK UN Equity	Westrock Co	WRK	13716053031	1.542747358	9.987	263.5169	52.05	Westrock Co	WRK	\$	13,716.05	1.54%	9.99%	11.61%	0.04%	0.0046%
WST UN Equity	West Pharmaceutical Services Inc	WST	20809547678	0.242387678	17.21	73.85034	281.78	West Pharmaceut	WST	\$	20,809.55	0.24%	17.21%	17.47%	0.06%	0.0105%
WU UN Equity	Western Union Co/The	WU	10133324387	3.815896188	4.567	410.9215	24.66	Western Union Co	WU	\$	10,133.32	3.82%	4.57%	8.47%	0.03%	0.0025%
WY UN Equity	Weyerhaeuser Co	WY	26620540800	2.233146067	3.8	747.768	35.6	Weyerhaeuser Co	WY	\$	26,620.54	2.23%	3.80%	6.08%	0.08%	0.0047%
WYNN UN Equity	Wynn Resorts Ltd	WYNN	14497831682	0.797638989	#N/A N/A	115.6404	125.37	Wynn Resorts Ltd	WYNN	\$	14,497.83	0.80%	N/A	N/A	N/A	N/A
XEL UN Equity	Xcel Energy Inc	XEL	35759023883	2.740941212	6.24	537.6488	66.9	Xcel Energy Inc	XEL	\$	35,759.02	2.74%	6.24%	9.07%	0.10%	0.0093%
XLNX UN Equity	Xilinx Inc	XLNX	30450494130	1.228410008	9.9	245.7667	123.51	Xilinx Inc	XLNX	\$	30,450.49	1.23%	9.90%	11.19%	0.09%	0.0098%
XOM UN Equity	Exxon Mobil Corp	XOM	2.36358E+11	6.236790256	11.655	4233.523	55.83	Exxon Mobil Corp	XOM	\$	236,357.58	6.24%	11.66%	18.26%	0.68%	0.1242%
XRAY UN Equity	DENTSPLY SIRONA Inc	XRAY	13977484657	0.611189469	19.99	219.0485	63.81	DENTSPLY SIRONA	XRAY	\$	13,977.48	0.61%	19.99%	20.66%	0.04%	0.0083%
XYL UN Equity	Xylem Inc/NY	XYL	18932657270	1.058185967	15.9	180.0024	105.18	Xylem Inc/NY	XYL	\$	18,932.66	1				

S&P 500

3/31/2021

Company Name	Ticker	Market Capitalization	Dividend Yield	Projected EPS Growth	DCF Result	Weight in Index	Weighted DCF
Agilent Technologies Inc	A	\$ 36,856.20	0.65%	10.50%	11.18%	0.12%	0.0131%
American Airlines Group Inc	AAL	\$ 13,554.48	0.00%	-3.50%	-3.50%	0.04%	-0.0015%
Advance Auto Parts Inc	AAP	\$ 12,438.51	0.55%	11.00%	11.58%	0.04%	0.0046%
Apple Inc	AAPL	\$ 2,020,306.00	0.73%	14.50%	15.28%	6.44%	0.9835%
AbbVie Inc	ABBV	\$ 181,914.60	5.05%	6.50%	11.71%	0.58%	0.0679%
AmerisourceBergen Corp	ABC	\$ 23,561.55	1.53%	7.00%	8.58%	0.08%	0.0064%
ABIOMED Inc	ABMD	\$ 13,305.65	0.00%	10.00%	10.00%	0.04%	0.0042%
Abbott Laboratories	ABT	\$ 209,174.20	1.53%	12.00%	13.62%	0.67%	0.0908%
Accenture PLC	ACN	\$ 170,206.70	1.38%	8.00%	9.44%	0.54%	0.0512%
Adobe Inc	ADBE	\$ 216,273.30	0.00%	14.00%	14.00%	0.69%	0.0964%
Analog Devices Inc	ADI	\$ 55,496.41	1.84%	8.50%	10.42%	0.18%	0.0184%
Archer-Daniels-Midland Co	ADM	\$ 31,091.52	2.72%	9.00%	11.84%	0.10%	0.0117%
Automatic Data Processing Inc	ADP	\$ 79,314.08	2.08%	9.00%	11.17%	0.25%	0.0282%
Autodesk Inc	ADSK	\$ 57,820.64	0.00%	N/A	N/A	N/A	N/A
Ameren Corp	AEE	\$ 20,514.77	2.77%	6.00%	8.85%	0.07%	0.0058%
American Electric Power Co Inc	AEP	\$ 42,206.38	3.58%	6.50%	10.20%	0.13%	0.0137%
AES Corp/The	AES	\$ 17,060.61	2.34%	21.50%	24.09%	0.05%	0.0131%
Aflac Inc	AFL	\$ 34,553.46	2.73%	7.00%	9.83%	0.11%	0.0108%
American International Group Inc	AIG	\$ 38,761.49	2.85%	28.50%	31.76%	0.12%	0.0392%
Assurant Inc	AIZ	\$ 8,231.46	1.86%	11.50%	13.47%	0.03%	0.0035%
Arthur J Gallagher & Co	AJG	\$ 24,061.41	1.55%	13.00%	14.65%	0.08%	0.0112%
Akamai Technologies Inc	AKAM	\$ 16,009.04	0.00%	15.00%	15.00%	0.05%	0.0076%
Albemarle Corp	ALB	\$ 15,666.24	1.06%	6.50%	7.59%	0.05%	0.0038%
Align Technology Inc	ALGN	\$ 39,911.00	0.00%	19.00%	19.00%	0.13%	0.0242%
Alaska Air Group Inc	ALK	\$ 8,126.34	0.00%	1.50%	1.50%	0.03%	0.0004%
Allstate Corp/The	ALL	\$ 34,306.40	2.87%	8.50%	11.49%	0.11%	0.0126%
Allegion plc	ALLE	\$ 11,096.06	1.18%	8.50%	9.73%	0.04%	0.0034%
Alexion Pharmaceuticals Inc	ALXN	\$ 33,263.03	0.00%	19.50%	19.50%	0.11%	0.0207%
Applied Materials Inc	AMAT	\$ 111,128.80	0.79%	11.50%	12.34%	0.35%	0.0437%
Amcor PLC	AMCR	\$ 18,310.89	4.16%	N/A	N/A	N/A	N/A

Advanced Micro Devices Inc	AMD	\$	92,617.27	0.00%	24.00%	24.00%	0.30%	0.0708%
AMETEK Inc	AME	\$	28,310.04	0.65%	12.50%	13.19%	0.09%	0.0119%
Amgen Inc	AMGN	\$	141,955.30	2.95%	5.50%	8.53%	0.45%	0.0386%
Ameriprise Financial Inc	AMP	\$	25,973.82	1.87%	12.00%	13.98%	0.08%	0.0116%
American Tower Corp	AMT	\$	100,831.10	2.38%	10.00%	12.50%	0.32%	0.0401%
Amazon.com Inc	AMZN	\$	1,552,796.00	0.00%	35.50%	35.50%	4.95%	1.7559%
Arista Networks Inc	ANET	\$	21,668.46	0.00%	5.50%	5.50%	0.07%	0.0038%
ANSYS Inc	ANSS	\$	28,363.59	0.00%	10.00%	10.00%	0.09%	0.0090%
Anthem Inc	ANTM	\$	88,557.86	1.25%	10.00%	11.31%	0.28%	0.0319%
Aon PLC	AON	\$	51,618.13	0.82%	7.50%	8.35%	0.16%	0.0137%
A O Smith Corp	AOS	\$	10,557.11	1.59%	5.00%	6.63%	0.03%	0.0022%
APA Corp	APA	\$	7,013.21	0.54%	8.50%	9.06%	0.02%	0.0020%
Air Products and Chemicals Inc	APD	\$	61,517.22	2.16%	12.50%	14.80%	0.20%	0.0290%
Amphenol Corp	APH	\$	38,100.89	0.91%	9.00%	9.95%	0.12%	0.0121%
Aptiv PLC	APTV	\$	37,763.00	0.00%	15.50%	15.50%	0.12%	0.0186%
Alexandria Real Estate Equities Inc	ARE	\$	18,483.50	2.62%	13.00%	15.79%	0.06%	0.0093%
Atmos Energy Corp	ATO	\$	12,283.47	2.71%	7.00%	9.80%	0.04%	0.0038%
Activision Blizzard Inc	ATVI	\$	70,075.46	0.52%	14.50%	15.06%	0.22%	0.0336%
AvalonBay Communities Inc	AVB	\$	25,791.57	3.50%	1.00%	4.52%	0.08%	0.0037%
Broadcom Inc	AVGO	\$	186,566.20	3.15%	27.00%	30.58%	0.59%	0.1817%
Avery Dennison Corp	AVY	\$	14,779.17	1.40%	9.50%	10.97%	0.05%	0.0052%
American Water Works Co Inc	AWK	\$	26,271.89	1.62%	8.50%	10.19%	0.08%	0.0085%
American Express Co	AXP	\$	111,428.10	1.30%	6.00%	7.34%	0.35%	0.0260%
AutoZone Inc	AZO	\$	30,024.47	0.00%	12.00%	12.00%	0.10%	0.0115%
Boeing Co/The	BA	\$	139,314.20	0.00%	N/A	N/A	N/A	N/A
Bank of America Corp	BAC	\$	319,215.00	1.95%	4.00%	5.99%	1.02%	0.0609%
Baxter International Inc	BAX	\$	41,925.56	1.19%	8.50%	9.74%	0.13%	0.0130%
Best Buy Co Inc	BBY	\$	29,494.56	2.45%	9.00%	11.56%	0.09%	0.0109%
Becton Dickinson and Co	BDX	\$	70,248.69	1.39%	9.00%	10.45%	0.22%	0.0234%
Franklin Resources Inc	BEN	\$	14,451.47	3.92%	18.00%	22.27%	0.05%	0.0103%
Brown-Forman Corp	BF/B	\$	33,060.50	1.04%	12.00%	13.10%	0.11%	0.0138%
Biogen Inc	BIIB	\$	40,889.69	0.00%	1.00%	1.00%	0.13%	0.0013%
Bio-Rad Laboratories Inc	BIO	\$	16,694.14	0.00%	14.50%	14.50%	0.05%	0.0077%
Bank of New York Mellon Corp/The	BK	\$	40,126.07	2.74%	3.00%	5.78%	0.13%	0.0074%
Booking Holdings Inc	BKNG	\$	90,210.60	0.00%	7.00%	7.00%	0.29%	0.0201%

Baker Hughes Co	BKR	\$	15,117.95	3.26%	34.50%	38.32%	0.05%	0.0185%
BlackRock Inc	BLK	\$	110,216.50	2.29%	9.50%	11.90%	0.35%	0.0418%
Ball Corp	BLL	\$	27,959.47	0.70%	20.00%	20.77%	0.09%	0.0185%
Bristol-Myers Squibb Co	BMY	\$	139,801.20	3.15%	56.50%	60.54%	0.45%	0.2696%
Broadridge Financial Solutions Inc	BR	\$	17,239.14	1.55%	8.50%	10.12%	0.05%	0.0056%
Berkshire Hathaway Inc	BRK/B	-		0.00%	N/A	N/A	N/A	N/A
Boston Scientific Corp	BSX	\$	53,809.38	0.00%	12.00%	12.00%	0.17%	0.0206%
BorgWarner Inc	BWA	\$	10,636.58	1.56%	5.50%	7.10%	0.03%	0.0024%
Boston Properties Inc	BXP	\$	15,904.67	3.88%	1.50%	5.41%	0.05%	0.0027%
Citigroup Inc	C	\$	145,903.80	2.91%	3.50%	6.46%	0.46%	0.0300%
Conagra Brands Inc	CAG	\$	18,028.57	3.06%	5.50%	8.64%	0.06%	0.0050%
Cardinal Health Inc	CAH	\$	17,378.34	3.32%	11.50%	15.01%	0.06%	0.0083%
Carrier Global Corp	CARR	\$	34,834.66	1.20%	N/A	N/A	N/A	N/A
Caterpillar Inc	CAT	\$	120,185.00	1.86%	7.00%	8.93%	0.38%	0.0342%
Chubb Ltd	CB	\$	70,694.51	1.99%	10.00%	12.09%	0.23%	0.0272%
Cboe Global Markets Inc	CBOE	\$	11,058.24	1.63%	12.50%	14.23%	0.04%	0.0050%
CBRE Group Inc	CBRE	\$	24,885.21	0.00%	6.50%	6.50%	0.08%	0.0052%
Crown Castle International Corp	CCI	\$	72,270.08	3.33%	11.50%	15.02%	0.23%	0.0346%
Carnival Corp	CCL	\$	20,625.50	0.00%	-10.00%	-10.00%	0.07%	-0.0066%
Cadence Design Systems Inc	CDNS	\$	35,415.87	0.00%	13.00%	13.00%	0.11%	0.0147%
CDW Corp/DE	CDW	\$	22,194.58	1.02%	11.00%	12.08%	0.07%	0.0085%
Celanese Corp	CE	\$	16,754.51	1.90%	5.50%	7.45%	0.05%	0.0040%
Cerner Corp	CERN	\$	22,005.41	1.23%	8.00%	9.28%	0.07%	0.0065%
CF Industries Holdings Inc	CF	\$	9,579.05	2.73%	14.50%	17.43%	0.03%	0.0053%
Citizens Financial Group Inc	CFG	\$	18,039.56	3.69%	1.50%	5.22%	0.06%	0.0030%
Church & Dwight Co Inc	CHD	\$	20,750.10	1.19%	8.00%	9.24%	0.07%	0.0061%
CH Robinson Worldwide Inc	CHRW	\$	12,920.01	2.19%	7.00%	9.27%	0.04%	0.0038%
Charter Communications Inc	CHTR	\$	126,226.70	0.00%	26.50%	26.50%	0.40%	0.1065%
Cigna Corp	CI	\$	88,323.88	1.66%	11.00%	12.75%	0.28%	0.0359%
Cincinnati Financial Corp	CINF	\$	16,822.89	2.41%	10.50%	13.04%	0.05%	0.0070%
Colgate-Palmolive Co	CL	\$	66,096.18	2.32%	4.50%	6.87%	0.21%	0.0145%
Clorox Co/The	CLX	\$	23,789.49	2.35%	6.50%	8.93%	0.08%	0.0068%
Comerica Inc	CMA	\$	9,281.47	4.08%	1.00%	5.10%	0.03%	0.0015%
Comcast Corp	CMCSA	\$	256,150.30	1.79%	11.50%	13.39%	0.82%	0.1093%
CME Group Inc	CME	\$	73,334.38	1.76%	2.50%	4.28%	0.23%	0.0100%

Chipotle Mexican Grill Inc	CMG	\$	39,813.00	0.00%	18.00%	18.00%	0.13%	0.0228%
Cummins Inc	CMI	\$	38,165.37	2.10%	5.50%	7.66%	0.12%	0.0093%
CMS Energy Corp	CMS	\$	17,590.67	2.91%	7.50%	10.52%	0.06%	0.0059%
Centene Corp	CNC	\$	37,761.25	0.00%	9.50%	9.50%	0.12%	0.0114%
CenterPoint Energy Inc	CNP	\$	11,991.97	2.99%	8.00%	11.11%	0.04%	0.0042%
Capital One Financial Corp	COF	\$	56,676.06	1.29%	2.00%	3.30%	0.18%	0.0060%
Cabot Oil & Gas Corp	COG	\$	7,271.42	2.63%	13.50%	16.31%	0.02%	0.0038%
Cooper Cos Inc/The	COO	\$	18,673.22	0.02%	13.50%	13.52%	0.06%	0.0080%
ConocoPhillips	COP	\$	57,080.60	3.23%	3.50%	6.79%	0.18%	0.0123%
Costco Wholesale Corp	COST	\$	149,634.80	0.87%	11.00%	11.92%	0.48%	0.0568%
Campbell Soup Co	CPB	\$	14,777.75	3.04%	4.00%	7.10%	0.05%	0.0033%
Copart Inc	CPRT	\$	25,024.91	0.00%	12.00%	12.00%	0.08%	0.0096%
salesforce.com Inc	CRM	\$	191,510.40	0.00%	46.50%	46.50%	0.61%	0.2837%
Cisco Systems Inc/Delaware	CSCO	\$	209,572.70	2.98%	6.00%	9.07%	0.67%	0.0605%
CSX Corp	CSX	\$	71,807.35	1.19%	8.50%	9.74%	0.23%	0.0223%
Cintas Corp	CTAS	\$	35,270.05	0.89%	13.00%	13.95%	0.11%	0.0157%
Catalent Inc	CTLT	\$	17,520.30	0.00%	29.50%	29.50%	0.06%	0.0165%
Cognizant Technology Solutions Corp	CTSH	\$	41,470.66	1.25%	5.00%	6.28%	0.13%	0.0083%
Corteva Inc	CTVA	\$	34,340.33	1.23%	N/A	N/A	N/A	N/A
Citrix Systems Inc	CTXS	\$	16,607.21	1.10%	9.00%	10.15%	0.05%	0.0054%
CVS Health Corp	CVS	\$	95,831.90	2.73%	6.00%	8.81%	0.31%	0.0269%
Chevron Corp	CVX	\$	201,567.00	4.93%	8.00%	13.13%	0.64%	0.0843%
Caesars Entertainment Inc	CZR		N/A	0.00%	N/A	N/A	N/A	N/A
Dominion Energy Inc	D	\$	59,772.96	3.40%	7.00%	10.52%	0.19%	0.0200%
Delta Air Lines Inc	DAL	\$	29,107.48	0.00%	4.50%	4.50%	0.09%	0.0042%
DuPont de Nemours Inc	DD	\$	56,298.76	1.59%	N/A	N/A	N/A	N/A
Deere & Co	DE	\$	113,123.30	1.00%	13.50%	14.57%	0.36%	0.0525%
Discover Financial Services	DFS	\$	28,492.06	1.89%	5.50%	7.44%	0.09%	0.0068%
Dollar General Corp	DG	\$	48,284.60	0.85%	13.00%	13.91%	0.15%	0.0214%
Quest Diagnostics Inc	DGX	\$	16,876.37	1.95%	7.00%	9.02%	0.05%	0.0048%
DR Horton Inc	DHI	\$	30,386.43	0.97%	10.50%	11.52%	0.10%	0.0112%
Danaher Corp	DHR	\$	156,043.20	0.38%	16.50%	16.91%	0.50%	0.0841%
Walt Disney Co/The	DIS	\$	328,986.30	0.00%	17.00%	17.00%	1.05%	0.1781%
Discovery Inc	DISCA	\$	30,722.24	0.00%	15.50%	15.50%	0.10%	0.0152%
DISH Network Corp	DISH	\$	18,689.06	0.00%	N/A	N/A	N/A	N/A

Digital Realty Trust Inc	DLR	\$	39,265.82	3.36%	7.00%	10.48%	0.13%	0.0131%
Dollar Tree Inc	DLTR	\$	25,989.60	0.00%	8.50%	8.50%	0.08%	0.0070%
Dover Corp	DOV	\$	19,550.46	1.46%	6.50%	8.01%	0.06%	0.0050%
Dow Inc	DOW	\$	46,107.45	4.59%	N/A	N/A	N/A	N/A
Domino's Pizza Inc	DPZ	\$	14,234.24	1.03%	15.00%	16.11%	0.05%	0.0073%
Duke Realty Corp	DRE	\$	15,450.22	2.52%	-2.50%	-0.01%	0.05%	0.0000%
Darden Restaurants Inc	DRI	\$	17,454.83	1.11%	9.50%	10.66%	0.06%	0.0059%
DTE Energy Co	DTE	\$	25,292.80	3.43%	6.00%	9.53%	0.08%	0.0077%
Duke Energy Corp	DUK	\$	72,585.91	4.13%	5.00%	9.23%	0.23%	0.0213%
DaVita Inc	DVA	\$	11,986.00	0.00%	14.50%	14.50%	0.04%	0.0055%
Devon Energy Corp	DVN	\$	8,556.22	1.97%	5.50%	7.52%	0.03%	0.0021%
DXC Technology Co	DXC	\$	6,703.18	0.00%	2.50%	2.50%	0.02%	0.0005%
Dexcom Inc	DXCM	\$	34,150.08	0.00%	52.50%	52.50%	0.11%	0.0571%
Electronic Arts Inc	EA	\$	37,439.90	0.52%	9.50%	10.04%	0.12%	0.0120%
eBay Inc	EBAY	\$	39,425.76	1.25%	18.50%	19.87%	0.13%	0.0249%
Ecolab Inc	ECL	\$	59,557.02	0.92%	6.00%	6.95%	0.19%	0.0132%
Consolidated Edison Inc	ED	\$	25,134.87	4.22%	2.50%	6.77%	0.08%	0.0054%
Equifax Inc	EFX	\$	21,208.26	0.89%	5.50%	6.41%	0.07%	0.0043%
Edison International	EIX	\$	22,707.90	4.47%	12.00%	16.74%	0.07%	0.0121%
Estee Lauder Cos Inc/The	EL	\$	103,343.10	0.78%	11.00%	11.82%	0.33%	0.0389%
Eastman Chemical Co	EMN	\$	14,727.95	2.54%	5.00%	7.60%	0.05%	0.0036%
Emerson Electric Co	EMR	\$	52,818.39	2.31%	9.00%	11.41%	0.17%	0.0192%
Enphase Energy Inc	ENPH	\$	18,685.44	0.00%	48.50%	48.50%	0.06%	0.0289%
EOG Resources Inc	EOG	\$	42,332.16	2.28%	7.00%	9.36%	0.13%	0.0126%
Equinix Inc	EQIX	\$	59,037.01	1.77%	17.00%	18.92%	0.19%	0.0356%
Equity Residential	EQR	\$	26,585.63	3.37%	2.00%	5.40%	0.08%	0.0046%
Eversource Energy	ES	\$	29,367.15	2.81%	6.50%	9.40%	0.09%	0.0088%
Essex Property Trust Inc	ESS	\$	18,260.56	3.03%	1.00%	4.05%	0.06%	0.0024%
Eaton Corp PLC	ETN	\$	53,591.77	2.26%	5.50%	7.82%	0.17%	0.0134%
Entergy Corp	ETR	\$	19,509.77	4.02%	3.00%	7.08%	0.06%	0.0044%
Etsy Inc	ETSY	\$	25,063.81	0.00%	32.00%	32.00%	0.08%	0.0255%
Evergy Inc	EVRG	\$	13,392.40	3.73%	8.00%	11.88%	0.04%	0.0051%
Edwards Lifesciences Corp	EW	\$	50,075.11	0.00%	13.00%	13.00%	0.16%	0.0207%
Exelon Corp	EXC	\$	41,899.68	3.56%	4.00%	7.63%	0.13%	0.0102%
Expeditors International of Washington I	EXPD	\$	17,300.48	1.02%	5.50%	6.55%	0.06%	0.0036%

Expedia Group Inc	EXPE	\$	23,497.02	0.00%	12.00%	12.00%	0.07%	0.0090%
Extra Space Storage Inc	EXR	\$	16,965.07	3.05%	3.50%	6.60%	0.05%	0.0036%
Ford Motor Co	F	\$	47,437.97	0.00%	9.50%	9.50%	0.15%	0.0144%
Diamondback Energy Inc	FANG	\$	11,742.46	2.15%	-3.00%	-0.88%	0.04%	-0.0003%
Fastenal Co	FAST	\$	27,691.74	2.32%	9.50%	11.93%	0.09%	0.0105%
Facebook Inc	FB	\$	803,816.90	0.00%	15.50%	15.50%	2.56%	0.3969%
Fortune Brands Home & Security Inc	FBHS	\$	12,253.38	1.18%	10.00%	11.24%	0.04%	0.0044%
Freeport-McMoRan Inc	FCX	\$	46,087.38	1.01%	32.50%	33.67%	0.15%	0.0494%
FedEx Corp	FDX	\$	71,188.60	0.97%	8.50%	9.51%	0.23%	0.0216%
FirstEnergy Corp	FE	\$	18,645.21	4.54%	8.50%	13.23%	0.06%	0.0079%
F5 Networks Inc	FFIV	\$	12,185.26	0.00%	9.00%	9.00%	0.04%	0.0035%
Fidelity National Information Services I	FIS	\$	88,907.99	1.09%	28.00%	29.24%	0.28%	0.0828%
Fiserv Inc	FISV	\$	82,614.48	0.00%	14.00%	14.00%	0.26%	0.0368%
Fifth Third Bancorp	FITB	\$	25,858.93	2.98%	4.00%	7.04%	0.08%	0.0058%
FLIR Systems Inc	FLIR	\$	7,181.94	1.24%	6.50%	7.78%	0.02%	0.0018%
FleetCor Technologies Inc	FLT	\$	22,839.10	0.00%	14.00%	14.00%	0.07%	0.0102%
FMC Corp	FMC	\$	14,165.45	1.77%	8.50%	10.35%	0.05%	0.0047%
Fox Corp	FOXA	\$	23,732.19	1.15%	N/A	N/A	N/A	N/A
First Republic Bank/CA	FRC	\$	28,491.95	0.51%	10.50%	11.04%	0.09%	0.0100%
Federal Realty Investment Trust	FRT	\$	7,698.02	4.27%	-2.00%	2.23%	0.02%	0.0005%
Fortinet Inc	FTNT	\$	27,801.99	0.00%	21.00%	21.00%	0.09%	0.0186%
Fortive Corp	FTV	\$	23,354.47	0.40%	7.00%	7.41%	0.07%	0.0055%
General Dynamics Corp	GD	\$	50,502.70	2.70%	5.00%	7.77%	0.16%	0.0125%
General Electric Co	GE	\$	109,568.70	0.32%	4.00%	4.33%	0.35%	0.0151%
Gilead Sciences Inc	GILD	\$	80,694.91	4.41%	15.50%	20.25%	0.26%	0.0521%
General Mills Inc	GIS	\$	35,863.72	3.55%	4.00%	7.62%	0.11%	0.0087%
Globe Life Inc	GL	\$	10,153.86	0.78%	8.00%	8.81%	0.03%	0.0028%
Corning Inc	GLW	\$	30,791.25	2.39%	20.00%	22.63%	0.10%	0.0222%
General Motors Co	GM	\$	79,881.30	0.00%	7.00%	7.00%	0.25%	0.0178%
Generac Holdings Inc	GNRC	\$	21,378.92	0.00%	21.00%	21.00%	0.07%	0.0143%
Alphabet Inc	GOOGL		N/A	0.00%	N/A	N/A	N/A	N/A
Genuine Parts Co	GPC	\$	16,565.94	2.84%	7.00%	9.94%	0.05%	0.0052%
Global Payments Inc	GPN	\$	60,357.21	0.39%	11.50%	11.91%	0.19%	0.0229%
Gap Inc/The	GPS	\$	10,232.64	0.00%	2.50%	2.50%	0.03%	0.0008%
Garmin Ltd	GRMN	\$	24,175.17	2.11%	9.00%	11.20%	0.08%	0.0086%

Goldman Sachs Group Inc/The	GS	\$	113,084.50	1.52%	6.50%	8.07%	0.36%	0.0291%
WW Grainger Inc	GWW	\$	20,767.46	1.57%	4.50%	6.11%	0.07%	0.0040%
Halliburton Co	HAL	\$	18,850.50	0.85%	1.50%	2.36%	0.06%	0.0014%
Hasbro Inc	HAS	\$	13,104.18	2.84%	9.00%	11.97%	0.04%	0.0050%
Huntington Bancshares Inc/OH	HBAN	\$	15,583.44	3.92%	4.50%	8.51%	0.05%	0.0042%
Hanesbrands Inc	HBI	\$	6,701.06	3.12%	3.50%	6.67%	0.02%	0.0014%
HCA Healthcare Inc	HCA	\$	62,459.72	1.04%	10.50%	11.59%	0.20%	0.0231%
Home Depot Inc/The	HD	\$	314,999.00	2.25%	8.00%	10.34%	1.00%	0.1037%
Hess Corp	HES	\$	21,212.88	1.45%	N/A	N/A	N/A	N/A
HollyFrontier Corp	HFC	\$	5,788.83	4.14%	-2.00%	2.10%	0.02%	0.0004%
Hartford Financial Services Group Inc/Th	HIG	\$	24,019.59	2.09%	8.50%	10.68%	0.08%	0.0082%
Huntington Ingalls Industries Inc	HII	\$	7,861.86	2.35%	3.50%	5.89%	0.03%	0.0015%
Hilton Worldwide Holdings Inc	HLT	\$	32,875.45	0.00%	11.00%	11.00%	0.10%	0.0115%
Hologic Inc	HOLX	\$	18,531.61	0.00%	25.50%	25.50%	0.06%	0.0151%
Honeywell International Inc	HON	\$	147,874.90	1.75%	8.00%	9.82%	0.47%	0.0463%
Hewlett Packard Enterprise Co	HPE	\$	19,195.32	3.25%	6.50%	9.86%	0.06%	0.0060%
HP Inc	HPQ	\$	36,800.61	2.66%	11.50%	14.31%	0.12%	0.0168%
Hormel Foods Corp	HRL	\$	25,959.51	2.04%	10.00%	12.14%	0.08%	0.0100%
Henry Schein Inc	HSIC	\$	9,353.66	0.00%	4.50%	4.50%	0.03%	0.0013%
Host Hotels & Resorts Inc	HST	\$	12,041.18	0.00%	8.00%	8.00%	0.04%	0.0031%
Hershey Co/The	HSY	\$	32,745.78	2.05%	5.00%	7.10%	0.10%	0.0074%
Humana Inc	HUM	\$	54,786.12	0.68%	11.00%	11.72%	0.17%	0.0204%
Howmet Aerospace Inc	HWM	\$	13,159.88	0.00%	6.00%	6.00%	0.04%	0.0025%
International Business Machines Corp	IBM	\$	116,598.30	4.99%	1.50%	6.53%	0.37%	0.0242%
Intercontinental Exchange Inc	ICE	\$	63,174.21	1.17%	9.50%	10.73%	0.20%	0.0216%
IDEXX Laboratories Inc	IDXX	\$	40,344.34	0.00%	14.00%	14.00%	0.13%	0.0180%
IDEX Corp	IEX	\$	15,233.38	0.99%	7.50%	8.53%	0.05%	0.0041%
International Flavors & Fragrances Inc	IFF	\$	14,588.87	2.29%	6.00%	8.36%	0.05%	0.0039%
Illumina Inc	ILMN	\$	59,392.80	0.00%	8.50%	8.50%	0.19%	0.0161%
Incyte Corp	INCY	\$	17,253.28	0.00%	66.50%	66.50%	0.05%	0.0365%
IHS Markit Ltd	INFO	\$	38,148.09	0.83%	10.50%	11.37%	0.12%	0.0138%
Intel Corp	INTC	\$	252,006.50	2.24%	7.00%	9.32%	0.80%	0.0748%
Intuit Inc	INTU	\$	98,796.02	0.66%	15.50%	16.21%	0.31%	0.0510%
International Paper Co	IP	\$	20,519.82	3.93%	11.00%	15.15%	0.07%	0.0099%
Interpublic Group of Cos Inc/The	IPG	\$	10,845.35	3.88%	10.00%	14.07%	0.03%	0.0049%

IPG Photonics Corp	IPGP	\$	10,836.60	0.00%	18.50%	18.50%	0.03%	0.0064%
IQVIA Holdings Inc	IQV	\$	35,677.29	0.00%	13.50%	13.50%	0.11%	0.0153%
Ingersoll Rand Inc	IR	\$	20,236.48	0.00%	N/A	N/A	N/A	N/A
Iron Mountain Inc	IRM	\$	10,506.42	6.80%	7.50%	14.56%	0.03%	0.0049%
Intuitive Surgical Inc	ISRG	\$	83,550.72	0.00%	13.00%	13.00%	0.27%	0.0346%
Gartner Inc	IT	\$	16,191.79	0.00%	10.50%	10.50%	0.05%	0.0054%
Illinois Tool Works Inc	ITW	\$	69,743.94	2.07%	9.00%	11.16%	0.22%	0.0248%
Invesco Ltd	IVZ	\$	10,679.54	2.67%	2.50%	5.20%	0.03%	0.0018%
Jacobs Engineering Group Inc	J	\$	16,033.32	0.68%	12.50%	13.22%	0.05%	0.0068%
JB Hunt Transport Services Inc	JBHT	\$	16,858.97	0.72%	7.50%	8.25%	0.05%	0.0044%
Johnson Controls International plc	JCI	\$	42,200.73	1.84%	8.00%	9.91%	0.13%	0.0133%
Jack Henry & Associates Inc	JKHY	\$	11,708.54	1.20%	10.50%	11.76%	0.04%	0.0044%
Johnson & Johnson	JNJ	\$	426,174.20	2.50%	9.50%	12.12%	1.36%	0.1645%
Juniper Networks Inc	JNPR	\$	8,028.65	3.35%	7.00%	10.47%	0.03%	0.0027%
JPMorgan Chase & Co	JPM	\$	459,305.70	2.39%	5.50%	7.96%	1.46%	0.1164%
Kellogg Co	K	\$	21,152.68	3.74%	2.50%	6.29%	0.07%	0.0042%
KeyCorp	KEY	\$	18,793.39	3.84%	4.50%	8.43%	0.06%	0.0050%
Keysight Technologies Inc	KEYS	\$	25,198.94	0.00%	16.50%	16.50%	0.08%	0.0132%
Kraft Heinz Co/The	KHC	\$	46,755.29	4.19%	-0.50%	3.68%	0.15%	0.0055%
Kimco Realty Corp	KIM	\$	7,897.80	4.38%	-2.00%	2.34%	0.03%	0.0006%
KLA Corp	KLAC	\$	45,923.02	1.21%	13.00%	14.29%	0.15%	0.0209%
Kimberly-Clark Corp	KMB	\$	45,958.07	3.36%	5.50%	8.95%	0.15%	0.0131%
Kinder Morgan Inc	KMI	\$	36,658.32	6.49%	19.00%	26.11%	0.12%	0.0305%
CarMax Inc	KMX	\$	20,925.41	0.00%	8.50%	8.50%	0.07%	0.0057%
Coca-Cola Co/The	KO	\$	221,639.00	3.26%	6.50%	9.87%	0.71%	0.0697%
Kroger Co/The	KR	\$	27,353.86	2.02%	7.50%	9.60%	0.09%	0.0084%
Kansas City Southern	KSU	\$	23,135.95	0.85%	13.00%	13.91%	0.07%	0.0102%
Loews Corp	L	\$	13,710.42	0.49%	13.00%	13.52%	0.04%	0.0059%
L Brands Inc	LB	\$	15,926.62	1.05%	16.00%	17.13%	0.05%	0.0087%
Leidos Holdings Inc	LDOS	\$	13,472.96	1.43%	10.50%	12.01%	0.04%	0.0052%
Leggett & Platt Inc	LEG	\$	5,841.03	3.63%	10.00%	13.81%	0.02%	0.0026%
Lennar Corp	LEN	\$	29,596.96	1.08%	7.00%	8.12%	0.09%	0.0077%
Laboratory Corp of America Holdings	LH	\$	24,390.91	0.00%	9.50%	9.50%	0.08%	0.0074%
L3Harris Technologies Inc	LHX	\$	42,502.94	2.08%	N/A	N/A	N/A	N/A
Linde PLC	LIN	\$	141,590.70	1.61%	N/A	N/A	N/A	N/A

LKQ Corp	LKQ	\$	12,486.82	0.00%	10.50%	10.50%	0.04%	0.0042%
Eli Lilly and Co	LLY	\$	172,348.80	1.89%	9.00%	10.98%	0.55%	0.0603%
Lockheed Martin Corp	LMT	\$	99,357.48	2.98%	7.50%	10.59%	0.32%	0.0335%
Lincoln National Corp	LNC	\$	11,253.17	2.97%	9.00%	12.10%	0.04%	0.0043%
Alliant Energy Corp	LNT	\$	13,322.96	3.02%	5.50%	8.60%	0.04%	0.0037%
Lowe's Cos Inc	LOW	\$	135,871.40	1.38%	15.50%	16.99%	0.43%	0.0735%
Lam Research Corp	LRCX	\$	79,113.59	1.00%	13.00%	14.07%	0.25%	0.0354%
Lumen Technologies Inc	LUMN	\$	14,501.29	7.56%	2.50%	10.15%	0.05%	0.0047%
Southwest Airlines Co	LUV	\$	34,070.35	0.00%	1.50%	1.50%	0.11%	0.0016%
Las Vegas Sands Corp	LVS	\$	45,188.95	0.00%	5.50%	5.50%	0.14%	0.0079%
Lamb Weston Holdings Inc	LW	\$	11,414.23	1.22%	4.00%	5.24%	0.04%	0.0019%
LyondellBasell Industries NV	LYB	\$	34,103.05	4.11%	N/A	N/A	N/A	N/A
Live Nation Entertainment Inc	LYV	\$	17,705.89	0.00%	N/A	N/A	N/A	N/A
Mastercard Inc	MA	\$	357,851.80	0.49%	12.00%	12.52%	1.14%	0.1427%
Mid-America Apartment Communities Inc	MAA	\$	16,489.12	2.84%	0.50%	3.35%	0.05%	0.0018%
Marriott International Inc/MD	MAR	\$	46,480.03	0.00%	4.00%	4.00%	0.15%	0.0059%
Masco Corp	MAS	\$	14,794.86	1.64%	7.50%	9.20%	0.05%	0.0043%
McDonald's Corp	MCD	\$	167,006.90	2.33%	8.00%	10.42%	0.53%	0.0554%
Microchip Technology Inc	MCHP	\$	39,516.31	1.07%	9.00%	10.12%	0.13%	0.0127%
McKesson Corp	MCK	\$	29,891.56	0.90%	9.00%	9.94%	0.10%	0.0095%
Moody's Corp	MCO	\$	55,647.01	0.84%	9.00%	9.88%	0.18%	0.0175%
Mondelez International Inc	MDLZ	\$	83,016.68	2.27%	8.00%	10.36%	0.26%	0.0274%
Medtronic PLC	MDT	\$	156,252.60	2.07%	7.00%	9.14%	0.50%	0.0455%
MetLife Inc	MET	\$	53,012.19	3.14%	6.50%	9.74%	0.17%	0.0165%
MGM Resorts International	MGM	\$	18,203.03	0.03%	30.00%	30.03%	0.06%	0.0174%
Mohawk Industries Inc	MHK	\$	13,029.54	0.00%	6.50%	6.50%	0.04%	0.0027%
McCormick & Co Inc/MD	MKC	\$	23,361.76	1.55%	6.50%	8.10%	0.07%	0.0060%
MarketAxess Holdings Inc	MKTX	\$	19,037.84	0.53%	17.00%	17.58%	0.06%	0.0107%
Martin Marietta Materials Inc	MLM	\$	20,076.18	0.72%	6.00%	6.74%	0.06%	0.0043%
Marsh & McLennan Cos Inc	MMC	\$	59,428.11	1.61%	9.00%	10.68%	0.19%	0.0202%
3M Co	MMM	\$	109,994.00	3.11%	5.00%	8.19%	0.35%	0.0287%
Monster Beverage Corp	MNST	\$	46,852.77	0.00%	12.50%	12.50%	0.15%	0.0187%
Altria Group Inc	MO	\$	92,010.33	6.95%	6.50%	13.68%	0.29%	0.0401%
Mosaic Co/The	MOS	\$	11,452.34	0.99%	30.00%	31.14%	0.04%	0.0114%
Marathon Petroleum Corp	MPC	\$	34,613.67	4.36%	3.50%	7.94%	0.11%	0.0088%

Monolithic Power Systems Inc	MPWR	\$	14,982.92	0.73%	17.50%	18.29%	0.05%	0.0087%
Merck & Co Inc	MRK	\$	192,904.40	3.41%	8.00%	11.55%	0.61%	0.0709%
Marathon Oil Corp	MRO	\$	8,247.60	1.15%	13.00%	14.22%	0.03%	0.0037%
Morgan Stanley	MS	\$	143,557.50	1.77%	7.50%	9.34%	0.46%	0.0427%
MSCI Inc	MSCI	\$	35,212.30	0.81%	18.00%	18.88%	0.11%	0.0212%
Microsoft Corp	MSFT	\$	1,776,781.00	0.95%	14.50%	15.52%	5.66%	0.8783%
Motorola Solutions Inc	MSI	\$	30,668.18	1.57%	7.00%	8.62%	0.10%	0.0084%
M&T Bank Corp	MTB	\$	18,963.77	2.98%	4.00%	7.04%	0.06%	0.0043%
Mettler-Toledo International Inc	MTD	\$	26,051.10	0.00%	12.00%	12.00%	0.08%	0.0100%
Micron Technology Inc	MU	\$	92,711.00	0.00%	12.50%	12.50%	0.30%	0.0369%
Maxim Integrated Products Inc	MXIM	\$	23,959.38	0.00%	8.00%	8.00%	0.08%	0.0061%
Norwegian Cruise Line Holdings Ltd	NCLH	\$	6,975.92	0.00%	-4.50%	-4.50%	0.02%	-0.0010%
Nasdaq Inc	NDAQ	\$	24,299.58	1.33%	7.00%	8.38%	0.08%	0.0065%
NextEra Energy Inc	NEE	\$	142,746.80	2.12%	10.50%	12.73%	0.45%	0.0579%
Newmont Corp	NEM	\$	48,296.00	3.64%	14.50%	18.40%	0.15%	0.0283%
Netflix Inc	NFLX	\$	230,664.20	0.00%	24.00%	24.00%	0.73%	0.1763%
NiSource Inc	NI	\$	9,148.76	3.69%	12.50%	16.42%	0.03%	0.0048%
NIKE Inc	NKE	\$	209,727.00	0.83%	26.50%	27.44%	0.67%	0.1833%
NortonLifeLock Inc	NLOK	\$	12,362.22	2.37%	6.50%	8.95%	0.04%	0.0035%
Nielsen Holdings PLC	NLSN	\$	8,924.98	0.96%	N/A	N/A	N/A	N/A
Northrop Grumman Corp	NOC	\$	52,687.58	1.84%	7.00%	8.90%	0.17%	0.0149%
NOV Inc	NOV	\$	5,240.35	0.00%	N/A	N/A	N/A	N/A
ServiceNow Inc	NOW	\$	92,126.02	0.00%	54.50%	54.50%	0.29%	0.1599%
NRG Energy Inc	NRG	\$	8,772.20	3.62%	N/A	N/A	N/A	N/A
Norfolk Southern Corp	NSC	\$	66,631.23	1.50%	9.50%	11.07%	0.21%	0.0235%
NetApp Inc	NTAP	\$	15,304.49	3.03%	5.50%	8.61%	0.05%	0.0042%
Northern Trust Corp	NTRS	\$	20,676.82	2.82%	5.00%	7.89%	0.07%	0.0052%
Nucor Corp	NUE	\$	20,974.94	2.33%	2.50%	4.86%	0.07%	0.0032%
NVIDIA Corp	NVDA	\$	313,546.40	0.13%	14.50%	14.64%	1.00%	0.1462%
NVR Inc	NVR	\$	16,778.55	0.00%	8.00%	8.00%	0.05%	0.0043%
Newell Brands Inc	NWL	\$	10,571.80	3.69%	N/A	N/A	N/A	N/A
News Corp	NWSA	\$	15,033.65	0.79%	N/A	N/A	N/A	N/A
NXP Semiconductors NV	NXPI	\$	52,527.35	1.20%	11.00%	12.27%	0.17%	0.0205%
Realty Income Corp	O	\$	21,094.73	4.56%	6.00%	10.70%	0.07%	0.0072%
Old Dominion Freight Line Inc	ODFL	\$	27,468.36	0.35%	10.00%	10.37%	0.09%	0.0091%

ONEOK Inc	OKE	\$	21,683.06	7.90%	9.50%	17.78%	0.07%	0.0123%
Omnicom Group Inc	OMC	\$	16,101.35	3.74%	5.50%	9.34%	0.05%	0.0048%
Oracle Corp	ORCL	\$	193,472.90	1.92%	10.50%	12.52%	0.62%	0.0772%
O'Reilly Automotive Inc	ORLY	\$	35,819.75	0.00%	14.00%	14.00%	0.11%	0.0160%
Otis Worldwide Corp	OTIS	\$	29,111.48	1.19%	N/A	N/A	N/A	N/A
Occidental Petroleum Corp	OXY	\$	25,203.28	0.30%	12.00%	12.32%	0.08%	0.0099%
Paycom Software Inc	PAYC	\$	20,989.53	0.00%	23.00%	23.00%	0.07%	0.0154%
Paychex Inc	PAYX	\$	34,966.79	2.72%	6.50%	9.31%	0.11%	0.0104%
People's United Financial Inc	PBCT	\$	7,338.47	4.23%	2.50%	6.78%	0.02%	0.0016%
PACCAR Inc	PCAR	\$	31,433.15	3.64%	3.50%	7.20%	0.10%	0.0072%
Healthpeak Properties Inc	PEAK	\$	15,833.66	3.83%	-13.00%	-9.42%	0.05%	-0.0048%
Public Service Enterprise Group Inc	PEG	\$	29,589.84	3.48%	5.00%	8.57%	0.09%	0.0081%
Penn National Gaming Inc	PENN	\$	16,155.73	0.00%	15.00%	15.00%	0.05%	0.0077%
PepsiCo Inc	PEP	\$	191,557.80	2.95%	6.00%	9.04%	0.61%	0.0552%
Pfizer Inc	PFE	\$	198,240.90	4.38%	9.50%	14.09%	0.63%	0.0890%
Principal Financial Group Inc	PFG	\$	15,907.27	3.87%	4.50%	8.46%	0.05%	0.0043%
Procter & Gamble Co/The	PG	\$	326,425.80	2.38%	7.00%	9.46%	1.04%	0.0984%
Progressive Corp/The	PGR	\$	54,162.15	0.43%	9.00%	9.45%	0.17%	0.0163%
Parker-Hannifin Corp	PH	\$	39,799.55	1.14%	11.50%	12.71%	0.13%	0.0161%
PulteGroup Inc	PHM	\$	12,846.23	1.18%	7.00%	8.22%	0.04%	0.0034%
Packaging Corp of America	PKG	\$	12,317.47	3.08%	5.00%	8.16%	0.04%	0.0032%
PerkinElmer Inc	PKI	\$	14,007.13	0.22%	17.50%	17.74%	0.04%	0.0079%
Prologis Inc	PLD	\$	76,762.54	2.48%	8.50%	11.09%	0.24%	0.0271%
Philip Morris International Inc	PM	\$	137,905.50	5.42%	5.00%	10.56%	0.44%	0.0464%
PNC Financial Services Group Inc/The	PNC	\$	72,186.00	2.70%	3.00%	5.74%	0.23%	0.0132%
Pentair PLC	PNR	\$	9,940.59	1.34%	5.50%	6.88%	0.03%	0.0022%
Pinnacle West Capital Corp	PNW	\$	8,975.70	4.30%	4.50%	8.90%	0.03%	0.0025%
Pool Corp	POOL	\$	13,656.03	0.68%	17.50%	18.24%	0.04%	0.0079%
PPG Industries Inc	PPG	\$	35,067.40	1.46%	6.00%	7.50%	0.11%	0.0084%
PPL Corp	PPL	\$	21,852.34	5.88%	2.50%	8.45%	0.07%	0.0059%
Perrigo Co PLC	PRGO	\$	5,643.44	2.29%	-2.00%	0.27%	0.02%	0.0000%
Prudential Financial Inc	PRU	\$	35,114.36	5.18%	4.50%	9.80%	0.11%	0.0110%
Public Storage	PSA	\$	42,059.40	3.34%	2.50%	5.88%	0.13%	0.0079%
Phillips 66	PSX	\$	35,830.70	4.51%	3.00%	7.58%	0.11%	0.0086%
PVH Corp	PVH	\$	6,803.46	0.00%	3.50%	3.50%	0.02%	0.0008%

Quanta Services Inc	PWR	\$	11,379.32	0.29%	13.50%	13.81%	0.04%	0.0050%
Pioneer Natural Resources Co	PXD	\$	26,530.14	1.40%	10.50%	11.97%	0.08%	0.0101%
PayPal Holdings Inc	PYPL	\$	274,564.40	0.00%	19.00%	19.00%	0.87%	0.1662%
QUALCOMM Inc	QCOM	\$	144,476.50	2.14%	16.50%	18.82%	0.46%	0.0866%
Qorvo Inc	QRVO	\$	19,463.64	0.00%	32.00%	32.00%	0.06%	0.0198%
Royal Caribbean Cruises Ltd	RCL	\$	17,515.47	0.00%	-0.50%	-0.50%	0.06%	-0.0003%
Everest Re Group Ltd	RE	\$	9,709.98	2.55%	10.50%	13.18%	0.03%	0.0041%
Regency Centers Corp	REG	\$	9,283.43	4.30%	10.00%	14.52%	0.03%	0.0043%
Regeneron Pharmaceuticals Inc	REGN	\$	48,380.09	0.00%	12.50%	12.50%	0.15%	0.0193%
Regions Financial Corp	RF	\$	19,132.64	3.11%	8.50%	11.74%	0.06%	0.0072%
Robert Half International Inc	RHI	\$	8,336.33	2.10%	7.50%	9.68%	0.03%	0.0026%
Raymond James Financial Inc	RJF	\$	16,287.65	1.32%	6.00%	7.36%	0.05%	0.0038%
Ralph Lauren Corp	RL	\$	8,330.48	0.00%	6.50%	6.50%	0.03%	0.0017%
ResMed Inc	RMD	\$	27,962.96	0.81%	13.00%	13.86%	0.09%	0.0123%
Rockwell Automation Inc	ROK	\$	30,560.31	1.65%	6.50%	8.20%	0.10%	0.0080%
Rollins Inc	ROL	\$	16,621.77	0.95%	11.50%	12.50%	0.05%	0.0066%
Roper Technologies Inc	ROP	\$	42,618.77	0.55%	10.00%	10.58%	0.14%	0.0144%
Ross Stores Inc	ROST	\$	41,162.73	0.00%	7.50%	7.50%	0.13%	0.0098%
Republic Services Inc	RSG	\$	34,809.17	1.78%	8.50%	10.36%	0.11%	0.0115%
Raytheon Technologies Corp	RTX	\$	114,793.50	2.54%	1.50%	4.06%	0.37%	0.0148%
SBA Communications Corp	SBAC	\$	30,363.76	0.85%	30.50%	31.48%	0.10%	0.0304%
Starbucks Corp	SBUX	\$	123,570.70	1.81%	16.00%	17.95%	0.39%	0.0707%
Charles Schwab Corp/The	SCHW	\$	115,500.50	1.17%	7.50%	8.71%	0.37%	0.0321%
Sealed Air Corp	SEE	\$	7,004.08	1.42%	13.50%	15.02%	0.02%	0.0034%
Sherwin-Williams Co/The	SHW	\$	64,853.43	0.95%	10.00%	11.00%	0.21%	0.0227%
SVB Financial Group	SIVB	\$	25,242.51	0.00%	7.50%	7.50%	0.08%	0.0060%
J M Smucker Co/The	SJM	\$	13,519.42	2.97%	2.50%	5.51%	0.04%	0.0024%
Schlumberger NV	SLB	\$	38,177.57	1.82%	N/A	N/A	N/A	N/A
Snap-on Inc	SNA	\$	11,658.44	2.28%	5.00%	7.34%	0.04%	0.0027%
Synopsys Inc	SNPS	\$	35,508.43	0.00%	13.50%	13.50%	0.11%	0.0153%
Southern Co/The	SO	\$	64,116.80	4.32%	3.50%	7.90%	0.20%	0.0161%
Simon Property Group Inc	SPG	\$	33,570.59	4.75%	-0.50%	4.24%	0.11%	0.0045%
S&P Global Inc	SPGI	\$	84,781.38	0.88%	10.00%	10.92%	0.27%	0.0295%
Sempra Energy	SRE	\$	37,203.98	3.49%	11.00%	14.68%	0.12%	0.0174%
STERIS PLC	STE	\$	16,022.02	0.85%	10.00%	10.89%	0.05%	0.0056%

State Street Corp	STT	\$	28,203.04	2.61%	5.00%	7.68%	0.09%	0.0069%
Seagate Technology PLC	STX	\$	17,101.37	3.76%	5.50%	9.36%	0.05%	0.0051%
Constellation Brands Inc	STZ	\$	44,392.09	1.39%	7.50%	8.94%	0.14%	0.0126%
Stanley Black & Decker Inc	SWK	\$	34,386.41	1.46%	6.00%	7.50%	0.11%	0.0082%
Skyworks Solutions Inc	SWKS	\$	28,229.23	1.17%	13.00%	14.25%	0.09%	0.0128%
Synchrony Financial	SYF	\$	23,052.92	2.23%	4.50%	6.78%	0.07%	0.0050%
Stryker Corp	SYK	\$	87,865.80	1.08%	9.50%	10.63%	0.28%	0.0298%
Sysco Corp	SYU	\$	39,601.34	2.32%	11.50%	13.95%	0.13%	0.0176%
AT&T Inc	T	\$	213,680.10	6.94%	2.50%	9.53%	0.68%	0.0648%
Molson Coors Beverage Co	TAP	\$	10,479.61	0.00%	5.50%	5.50%	0.03%	0.0018%
TransDigm Group Inc	TDG	\$	32,400.57	0.00%	9.50%	9.50%	0.10%	0.0098%
Teledyne Technologies Inc	TDY	\$	14,310.02	0.00%	9.00%	9.00%	0.05%	0.0041%
TE Connectivity Ltd	TEL	\$	41,353.20	1.60%	8.00%	9.66%	0.13%	0.0127%
Teradyne Inc	TER	\$	18,596.82	0.36%	13.00%	13.38%	0.06%	0.0079%
Truist Financial Corp	TFC	\$	75,251.95	3.23%	7.00%	10.34%	0.24%	0.0248%
Teleflex Inc	TFX	\$	18,797.23	0.34%	13.50%	13.86%	0.06%	0.0083%
Target Corp	TGT	\$	94,282.15	1.45%	12.50%	14.04%	0.30%	0.0422%
TJX Cos Inc/The	TJX	\$	77,236.59	1.62%	11.50%	13.21%	0.25%	0.0325%
Thermo Fisher Scientific Inc	TMO	\$	176,515.70	0.23%	17.50%	17.75%	0.56%	0.0998%
T-Mobile US Inc	TMUS	\$	151,947.40	0.00%	8.50%	8.50%	0.48%	0.0411%
Tapestry Inc	TPR	\$	11,289.79	0.00%	4.00%	4.00%	0.04%	0.0014%
Trimble Inc	TRMB	\$	17,789.24	0.00%	12.50%	12.50%	0.06%	0.0071%
T Rowe Price Group Inc	TROW	\$	38,553.93	2.54%	8.00%	10.64%	0.12%	0.0131%
Travelers Cos Inc/The	TRV	\$	37,678.27	2.28%	9.00%	11.38%	0.12%	0.0137%
Tractor Supply Co	TSCO	\$	19,652.55	1.23%	9.50%	10.79%	0.06%	0.0068%
Tesla Inc	TSLA	\$	597,496.00	0.00%	N/A	N/A	N/A	N/A
Tyson Foods Inc	TSN	\$	26,853.05	2.42%	6.50%	9.00%	0.09%	0.0077%
Trane Technologies PLC	TT	\$	38,498.23	1.46%	N/A	N/A	N/A	N/A
Take-Two Interactive Software Inc	TTWO	\$	19,594.03	0.00%	16.50%	16.50%	0.06%	0.0103%
Twitter Inc	TWTR	\$	49,303.38	0.00%	29.00%	29.00%	0.16%	0.0455%
Texas Instruments Inc	TXN	\$	164,472.40	2.28%	5.50%	7.84%	0.52%	0.0411%
Textron Inc	TXT	\$	11,904.16	0.15%	8.50%	8.66%	0.04%	0.0033%
Tyler Technologies Inc	TYL	\$	19,804.31	0.00%	10.50%	10.50%	0.06%	0.0066%
Under Armour Inc	UAA	\$	10,025.45	0.00%	11.00%	11.00%	0.03%	0.0035%
United Airlines Holdings Inc	UAL	\$	15,663.99	0.00%	1.50%	1.50%	0.05%	0.0007%

UDR Inc	UDR	\$	12,902.62	3.38%	6.00%	9.48%	0.04%	0.0039%
Universal Health Services Inc	UHS	\$	11,343.40	0.60%	10.00%	10.63%	0.04%	0.0038%
Ulta Beauty Inc	ULTA	\$	16,955.93	0.00%	7.00%	7.00%	0.05%	0.0038%
UnitedHealth Group Inc	UNH	\$	351,699.40	1.35%	12.00%	13.43%	1.12%	0.1505%
Unum Group	UNM	\$	5,309.60	4.37%	3.00%	7.44%	0.02%	0.0013%
Union Pacific Corp	UNP	\$	142,930.60	1.82%	10.00%	11.91%	0.46%	0.0542%
United Parcel Service Inc	UPS	\$	138,098.30	2.62%	8.00%	10.72%	0.44%	0.0472%
United Rentals Inc	URI	\$	22,049.68	0.00%	7.00%	7.00%	0.07%	0.0049%
US Bancorp	USB	\$	80,585.07	3.14%	3.00%	6.19%	0.26%	0.0159%
Visa Inc	V	\$	406,152.70	0.63%	15.50%	16.18%	1.29%	0.2093%
Varian Medical Systems Inc	VAR	\$	16,020.75	0.00%	14.50%	14.50%	0.05%	0.0074%
VF Corp	VFC	\$	29,972.99	2.56%	6.00%	8.64%	0.10%	0.0082%
ViacomCBS Inc	VIAC	\$	43,181.61	1.37%	8.00%	9.42%	0.14%	0.0130%
Valero Energy Corp	VLO	\$	29,315.31	5.46%	2.00%	7.51%	0.09%	0.0070%
Vulcan Materials Co	VMC	\$	21,275.44	0.92%	10.00%	10.97%	0.07%	0.0074%
Vornado Realty Trust	VNO	\$	8,643.09	4.69%	-18.50%	-14.24%	0.03%	-0.0039%
Verisk Analytics Inc	VRSK	\$	28,795.53	0.66%	11.50%	12.20%	0.09%	0.0112%
VeriSign Inc	VRSN	\$	22,130.05	0.00%	9.50%	9.50%	0.07%	0.0067%
Vertex Pharmaceuticals Inc	VRTX	\$	55,037.21	0.00%	28.50%	28.50%	0.18%	0.0500%
Ventas Inc	VTR	\$	20,086.54	3.45%	4.50%	8.03%	0.06%	0.0051%
Viatis Inc	VTRS		N/A	0.00%	N/A	N/A	N/A	N/A
Verizon Communications Inc	VZ	\$	235,912.80	4.46%	3.50%	8.04%	0.75%	0.0604%
Westinghouse Air Brake Technologies Cor	WAB	\$	14,362.97	0.63%	8.50%	9.16%	0.05%	0.0042%
Waters Corp	WAT	\$	16,687.56	0.00%	11.50%	11.50%	0.05%	0.0061%
Walgreens Boots Alliance Inc	WBA	\$	44,732.84	3.61%	5.00%	8.70%	0.14%	0.0124%
Western Digital Corp	WDC	\$	19,479.96	0.00%	5.00%	5.00%	0.06%	0.0031%
WEC Energy Group Inc	WEC	\$	29,004.15	3.00%	6.50%	9.60%	0.09%	0.0089%
Welltower Inc	WELL	\$	29,710.60	3.48%	N/A	N/A	N/A	N/A
Wells Fargo & Co	WFC	\$	157,531.60	1.05%	N/A	N/A	N/A	N/A
Whirlpool Corp	WHR	\$	13,085.72	2.37%	6.50%	8.95%	0.04%	0.0037%
Willis Towers Watson PLC	WLTW	\$	28,854.63	1.27%	11.50%	12.84%	0.09%	0.0118%
Waste Management Inc	WM	\$	52,747.31	1.84%	6.00%	7.90%	0.17%	0.0133%
Williams Cos Inc/The	WMB	\$	28,493.37	6.98%	12.00%	19.40%	0.09%	0.0176%
Walmart Inc	WMT	\$	376,834.40	1.65%	8.00%	9.72%	1.20%	0.1166%
W R Berkley Corp	WRB	\$	13,284.37	0.64%	13.50%	14.18%	0.04%	0.0060%

Westrock Co	WRK	\$	13,012.29	1.62%	6.50%	8.17%	0.04%	0.0034%
West Pharmaceutical Services Inc	WST	\$	20,550.11	0.25%	15.50%	15.77%	0.07%	0.0103%
Western Union Co/The	WU	\$	9,962.64	3.71%	6.00%	9.82%	0.03%	0.0031%
Weyerhaeuser Co	WY	\$	25,269.09	2.01%	20.50%	22.72%	0.08%	0.0183%
Wynn Resorts Ltd	WYNN	\$	13,503.42	0.00%	10.00%	10.00%	0.04%	0.0043%
Xcel Energy Inc	XEL	\$	35,245.18	2.79%	6.00%	8.87%	0.11%	0.0100%
Xilinx Inc	XLNX	\$	29,414.31	0.00%	7.50%	7.50%	0.09%	0.0070%
Exxon Mobil Corp	XOM	\$	238,487.20	6.18%	2.50%	8.76%	0.76%	0.0665%
DENTSPLY SIRONA Inc	XRAY	\$	13,186.47	0.66%	5.50%	6.18%	0.04%	0.0026%
Xylem Inc/NY	XYL	\$	18,209.91	1.11%	8.50%	9.66%	0.06%	0.0056%
Yum! Brands Inc	YUM	\$	32,124.00	1.87%	9.50%	11.46%	0.10%	0.0117%
Zimmer Biomet Holdings Inc	ZBH	\$	32,639.39	0.64%	5.50%	6.16%	0.10%	0.0064%
Zebra Technologies Corp	ZBRA	\$	24,796.21	0.00%	10.00%	10.00%	0.08%	0.0079%
Zions Bancorp NA	ZION	\$	8,698.41	2.57%	6.50%	9.15%	0.03%	0.0025%
Zoetis Inc	ZTS	\$	73,878.67	0.64%	10.00%	10.67%	0.24%	0.0251%
		\$	31,394,131.77					14.21%

Today:	3/31/2021	TICKER	CUR_MKT_CAP	EQY_DVD_YLD_EST	BEST_EST_LONG_TERM_GROWTH	EQY_SH_OUT	PX_LAST		Mkt Cap	Div Yield	LT EPS Growth	DCF	% Total Mkt Cap	Wgtd DCF
AEE UN Equity	Ameren Corp	AEE	20780157356	2.656096362	7.64	255.41	81.36	\$	20,780.16	2.66%	7.64%	10.40%	2.31%	0.2405%
AEP UN Equity	American Electric Power Co Inc	AEP	42067261067	3.515938607	6.35	496.6619	84.7	\$	42,067.26	3.52%	6.35%	9.98%	4.68%	0.4672%
AES UN Equity	AES Corp/The	AES	18180179717	2.290190228	8.325	678.1119	26.81	\$	18,180.18	2.29%	8.33%	10.71%	2.02%	0.2168%
ATO UN Equity	Atmos Energy Corp	ATO	12668684701	2.511886697	7.098	128.1607	98.85	\$	12,668.68	2.51%	7.10%	9.70%	1.41%	0.1368%
AWK UN Equity	American Water Works Co Inc	AWK	27205571169	1.559498399	8.54	181.4673	149.92	\$	27,205.57	1.56%	8.54%	10.17%	3.03%	0.3079%
CMS UN Equity	CMS Energy Corp	CMS	17718688616	2.848742241	7.03	289.4265	61.22	\$	17,718.69	2.85%	7.03%	9.98%	1.97%	0.1968%
CNP UN Equity	CenterPoint Energy Inc	CNP	12493308200	2.838852097	3.5	551.5809	22.65	\$	12,493.31	2.84%	3.50%	6.39%	1.39%	0.0888%
D UN Equity	Dominion Energy Inc	D	61223986741	3.308320169	7.02	806.003	75.96	\$	61,223.99	3.31%	7.02%	10.44%	6.82%	0.7118%
DTE UN Equity	DTE Energy Co	DTE	25792840873	3.225176506	4.033	193.7272	133.14	\$	25,792.84	3.23%	4.03%	7.32%	2.87%	0.2103%
DUK UN Equity	Duke Energy Corp	DUK	74252470483	4.083704548	5	769.2165	96.53	\$	74,252.47	4.08%	5.00%	9.19%	8.27%	0.7593%
ED UN Equity	Consolidated Edison Inc	ED	25612953318	4.18315508	3.533	342.4192	74.8	\$	25,612.95	4.18%	3.53%	7.79%	2.85%	0.2221%
EIX UN Equity	Edison International	EIX	22229321011	4.510238908	4.547	379.3399	58.6	\$	22,229.32	4.51%	4.55%	9.16%	2.47%	0.2267%
ES UN Equity	Eversource Energy	ES	29728169633	2.78323132	7.317	343.321	86.59	\$	29,728.17	2.78%	7.32%	10.20%	3.31%	0.3376%
ETR UN Equity	Entergy Corp	ETR	20000276434	3.907710868	3.087	201.0684	99.47	\$	20,000.28	3.91%	3.09%	7.06%	2.23%	0.1571%
EVRG UN Equity	Evergy Inc	EVRG	13512904601	3.618343692	7.267	226.9932	59.53	\$	13,512.90	3.62%	7.27%	11.02%	1.50%	0.1657%
EXC UW Equity	Exelon Corp	EXC	42723484106	3.598536808	3.53	976.76	43.74	\$	42,723.48	3.60%	3.53%	7.19%	4.76%	0.3421%
FE UN Equity	FirstEnergy Corp	FE	18871587601	4.496973191	5.6	544.0066	34.69	\$	18,871.59	4.50%	5.60%	10.22%	2.10%	0.2148%
LNT UW Equity	Alliant Energy Corp	LNT	13533557668	2.985598227	6.117	249.8811	54.16	\$	13,533.56	2.99%	6.12%	9.19%	1.51%	0.1385%
NEE UN Equity	NextEra Energy Inc	NEE	1.48186E+11	2.040735352	8.473	1959.875	75.61	\$	148,186.12	2.04%	8.47%	10.60%	16.50%	1.7486%
NI UN Equity	NiSource Inc	NI	9447737632	3.691414351	6.347	391.8579	24.11	\$	9,447.74	3.69%	6.35%	10.16%	1.05%	0.1068%
NRG UN Equity	NRG Energy Inc	NRG	9232074731	3.445534058	26.395	244.6879	37.73	\$	9,232.07	3.45%	26.40%	30.30%	1.03%	0.3114%
PEG UN Equity	Public Service Enterprise Group Inc	PEG	30411654889	3.396445773	5.043	505.0931	60.21	\$	30,411.65	3.40%	5.04%	8.53%	3.39%	0.2886%
PNW UN Equity	Pinnacle West Capital Corp	PNW	9167461741	4.08973571	3.657	112.6916	81.35	\$	9,167.46	4.09%	3.66%	7.82%	1.02%	0.0798%
PPL UN Equity	PPL Corp	PPL	22177521199	5.76629681	-2.65	768.9848	28.84	\$	22,177.52	5.77%	-2.65%	3.04%	2.47%	0.0750%
SO UN Equity	Southern Co/The	SO	65669848922	4.222972973	5.2	1056.465	62.16	\$	65,669.85	4.22%	5.20%	9.53%	7.31%	0.6969%
SRE UN Equity	Sempra Energy	SRE	40132783091	3.353446975	6.753	302.7062	132.58	\$	40,132.78	3.35%	6.75%	10.22%	4.47%	0.4566%
WEC UN Equity	WEC Energy Group Inc	WEC	29521517756	2.890266054	6.56	315.4345	93.59	\$	29,521.52	2.89%	6.56%	9.55%	3.29%	0.3137%
XEL UW Equity	Xcel Energy Inc	XEL	35759023883	2.740941212	6.24	537.6488	66.51	\$	35,759.02	2.74%	6.24%	9.07%	3.98%	0.3609%
								\$	898,301.15					9.58%

S&P 500

3/31/2021

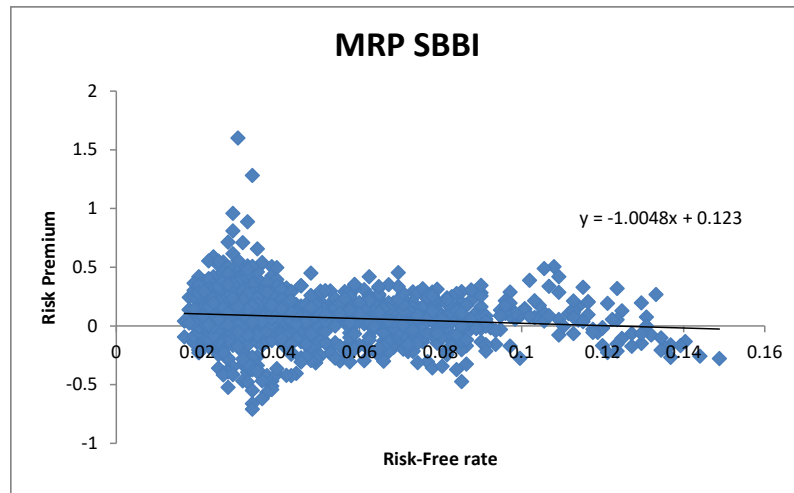
Company Name	Ticker	Market Capitalization	Dividend Yield	Projected EPS Growth	DCF Result	Weight in Index	Weighted DCF
Ameren Corp	AEE	\$ 20,514.77	2.77%	6.00%	8.85%	2.36%	0.2094%
American Electric Power Co Inc	AEP	\$ 42,206.38	3.58%	6.50%	10.20%	4.87%	0.4961%
AES Corp/The	AES	\$ 17,060.61	2.34%	21.50%	24.09%	1.97%	0.4738%
Atmos Energy Corp	ATO	\$ 12,283.47	2.71%	7.00%	9.80%	1.42%	0.1388%
American Water Works Co Inc	AWK	\$ 26,271.89	1.62%	8.50%	10.19%	3.03%	0.3086%
CMS Energy Corp	CMS	\$ 17,590.67	2.91%	7.50%	10.52%	2.03%	0.2133%
CenterPoint Energy Inc	CNP	\$ 11,991.97	2.99%	8.00%	11.11%	1.38%	0.1536%
Dominion Energy Inc	D	\$ 59,772.96	3.40%	7.00%	10.52%	6.89%	0.7248%
DTE Energy Co	DTE	\$ 25,292.80	3.43%	6.00%	9.53%	2.92%	0.2780%
Duke Energy Corp	DUK	\$ 72,585.91	4.13%	5.00%	9.23%	8.37%	0.7726%
Consolidated Edison Inc	ED	\$ 25,134.87	4.22%	2.50%	6.77%	2.90%	0.1962%
Edison International	EIX	\$ 22,707.90	4.47%	12.00%	16.74%	2.62%	0.4382%
Eversource Energy	ES	\$ 29,367.15	2.81%	6.50%	9.40%	3.39%	0.3183%
Entergy Corp	ETR	\$ 19,509.77	4.02%	3.00%	7.08%	2.25%	0.1592%
Evergy Inc	EVRG	\$ 13,392.40	3.73%	8.00%	11.88%	1.54%	0.1834%
Exelon Corp	EXC	\$ 41,899.68	3.56%	4.00%	7.63%	4.83%	0.3686%
FirstEnergy Corp	FE	\$ 18,645.21	4.54%	8.50%	13.23%	2.15%	0.2844%
Alliant Energy Corp	LNT	\$ 13,322.96	3.02%	5.50%	8.60%	1.54%	0.1321%
NextEra Energy Inc	NEE	\$ 142,746.80	2.12%	10.50%	12.73%	16.46%	2.0951%
NiSource Inc	NI	\$ 9,148.76	3.69%	12.50%	16.42%	1.05%	0.1732%
NRG Energy Inc	NRG	\$ 8,772.20	3.62%	N/A	N/A	N/A	N/A
Public Service Enterprise Group Inc	PEG	\$ 29,589.84	3.48%	5.00%	8.57%	3.41%	0.2922%
Pinnacle West Capital Corp	PNW	\$ 8,975.70	4.30%	4.50%	8.90%	1.03%	0.0921%
PPL Corp	PPL	\$ 21,852.34	5.88%	2.50%	8.45%	2.52%	0.2130%
Southern Co/The	SO	\$ 64,116.80	4.32%	3.50%	7.90%	7.39%	0.5836%
Sempra Energy	SRE	\$ 37,203.98	3.49%	11.00%	14.68%	4.29%	0.6297%
WEC Energy Group Inc	WEC	\$ 29,004.15	3.00%	6.50%	9.60%	3.34%	0.3209%
Xcel Energy Inc	XEL	\$ 35,245.18	2.79%	6.00%	8.87%	4.06%	0.3606%
		\$ 867,434.92					10.61%

SUMMARY OUTPUT

Regression Statistics	
Multiple R	0.1290614
R Square	0.0166568
Adjusted R Square	0.0157843
Standard Error	0.2096656
Observations	1129

ANOVA					
	df	SS	MS	F	Significance F
Regression	1	0.839200212	0.8392002	19.09023935	1.36175E-05
Residual	1127	49.54252386	0.0439596		
Total	1128	50.38172407			

	Coefficients	Standard Error	t Stat	P-value	Lower 95%	Upper 95%	Lower 95.0%	Upper 95.0%
Intercept	0.1227418	0.012946251	9.4808754	1.43738E-20	0.097340326	0.1481433	0.0973403	0.1481433
X Variable 1	-1.0009412	0.229088295	-4.3692378	1.36175E-05	-1.450428782	-0.5514537	-1.4504288	-0.5514537



Risk-Free Rate
2.73%

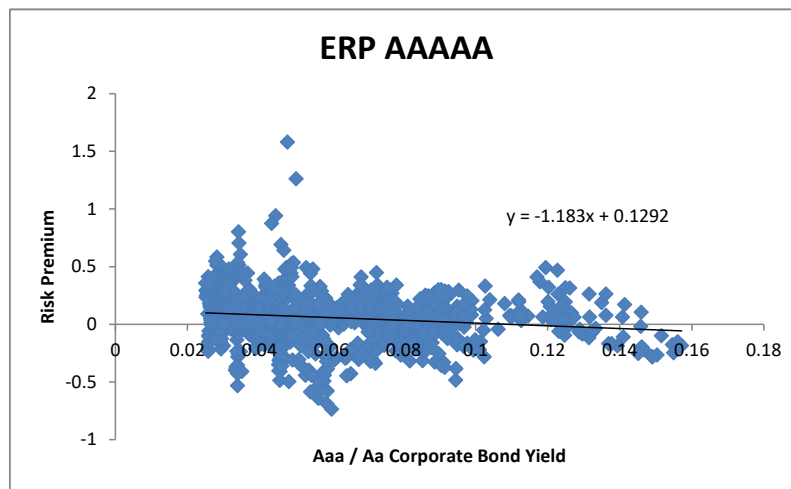
RP
9.54%

SUMMARY OUTPUT

Regression Statistics	
Multiple R	0.1586755
R Square	0.0251779
Adjusted R Square	0.0242941
Standard Error	0.2093502
Observations	1105

ANOVA					
	df	SS	MS	F	Significance F
Regression	1	1.248581	1.248581	28.48853841	1.14368E-07
Residual	1103	48.341718	0.0438275		
Total	1104	49.590299			

	Coefficients	Standard Error	t Stat	P-value	Lower 95%	Upper 95%	Lower 95.0%	Upper 95.0%
Intercept	0.128949	0.014426	8.9386681	1.62214E-18	0.100643527	0.1572544	0.1006435	0.1572544
X Variable 1	-1.180319	0.2211385	-5.3374655	1.14368E-07	-1.614218557	-0.7464194	-1.6142186	-0.7464194



AAA Bond
3.44%

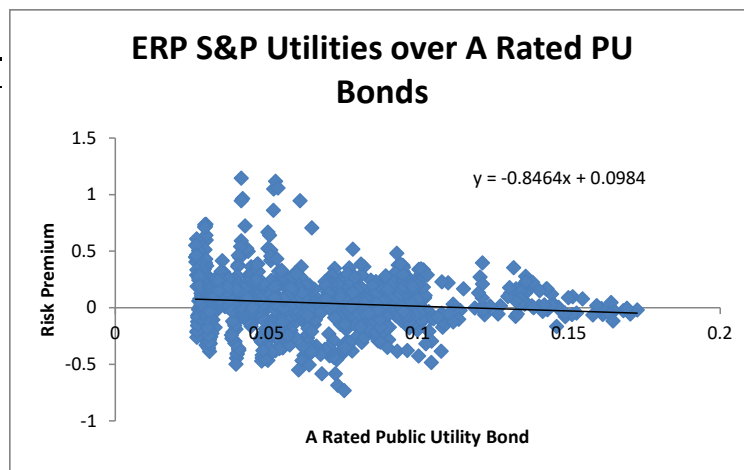
RP
8.83%

SUMMARY OUTPUT

Regression Statistics	
Multiple R	0.1148279
R Square	0.0131855
Adjusted R Square	0.0122908
Standard Error	0.2191955
Observation	1105

ANOVA					
	df	SS	MS	F	Significance F
Regression	1	0.7081061	0.7081061	14.73788512	0.0001306
Residual	1103	52.995459	0.0480467		
Total	1104	53.703565			

	Coefficients	Standard Error	t Stat	P-value	Lower 95%	Upper 95%	Lower 95.0%	Upper 95.0%
Intercept	0.0962119	0.0150517	6.3921113	2.40998E-10	0.0666788	0.125745	0.0666788	0.125745
X Variable 1	-0.8220582	0.2141337	-3.8389953	0.000130561	-1.2422135	-0.4019028	-1.2422135	-0.4019028



A PU Bond
3.86%

RP
6.45%

ATO NJR NWN OGS SJI SWX SR MKTRP SPRP MKTAAAAA

Last updated: Last updated: Last updated: (Last updated: Last updated: Last updated: Last updated: Last updated: 0 Last updated: Last updated: 04/14/21 - 19:19
 Modified: 1 11 Modified: 1 11 Modified: 1 11 Modified: 1 1 Modified: 1 11 Modified: 1 11 Modified: 1 11 Modified: 1 114 Modified: 1 1 Modified: 1 1143 // Conditional Variance

1926M01							0.07%	0.13%		
1926M02							0.07%	0.12%		
1926M03							0.07%	0.13%		
1926M04							0.08%	0.17%		
1926M05							0.08%	0.16%		
1926M06							0.08%	0.14%		
1926M07							0.08%	0.15%		
1926M08							0.11%	0.16%		
1926M09							0.10%	0.14%		
1926M10							0.10%	0.13%		
1926M11							0.10%	0.14%		
1926M12							0.15%	0.14%		
1927M01							0.16%	0.13%		
1927M02							0.15%	0.12%		
1927M03							0.18%	0.14%		
1927M04							0.17%	0.13%		
1927M05							0.24%	0.12%		
1927M06							0.69%	0.15%		
1927M07							0.64%	0.14%		
1927M08							0.58%	0.17%		
1927M09							0.53%	0.18%		
1927M10							0.60%	0.17%		
1927M11							0.55%	0.20%		
1927M12							0.51%	0.23%		
1928M01							0.57%	0.20%	0.27%	0.23%
1928M02							1.04%	0.18%	0.25%	0.20%
1928M03							0.94%	0.17%	0.23%	0.18%
1928M04							0.92%	0.28%	0.25%	0.30%
1928M05							0.83%	0.25%	0.31%	0.26%
1928M06							0.75%	0.22%	0.28%	0.23%
1928M07							0.70%	0.22%	0.27%	0.23%
1928M08							0.66%	0.19%	0.25%	0.20%
1928M09							0.81%	0.24%	0.26%	0.24%
1928M10							0.86%	0.21%	0.23%	0.21%
1928M11							0.78%	0.19%	0.21%	0.19%
1928M12							0.71%	0.35%	0.66%	0.35%
1929M01							0.64%	0.30%	0.58%	0.30%
1929M02							0.60%	0.29%	0.66%	0.29%
1929M03							0.55%	0.25%	0.60%	0.25%
1929M04							0.50%	0.22%	0.53%	0.22%
1929M05							0.47%	0.19%	0.47%	0.20%
1929M06							0.45%	0.20%	0.43%	0.20%
1929M07							0.42%	0.31%	0.85%	0.32%
1929M08							0.39%	0.29%	0.80%	0.29%
1929M09							0.59%	0.35%	0.78%	0.35%
1929M10							0.68%	0.35%	0.69%	0.35%
1929M11							1.24%	0.87%	1.70%	0.88%
1929M12							1.48%	1.03%	1.81%	1.03%
1930M01							1.34%	0.86%	1.59%	0.87%

1930M02						1.24%	0.73%	1.41%	0.74%
1930M03						1.12%	0.62%	1.28%	0.63%
1930M04						1.02%	0.56%	1.16%	0.58%
1930M05						0.92%	0.49%	1.02%	0.50%
1930M06						0.84%	0.42%	0.91%	0.43%
1930M07						0.76%	0.76%	1.27%	0.78%
1930M08						0.71%	0.64%	1.11%	0.65%
1930M09						0.65%	0.54%	0.97%	0.55%
1930M10						0.60%	0.74%	1.04%	0.75%
1930M11						0.55%	0.77%	1.02%	0.78%
1930M12						0.50%	0.67%	0.98%	0.67%
1931M01						0.47%	0.67%	0.89%	0.68%
1931M02						0.43%	0.58%	0.80%	0.58%
1931M03						0.41%	0.61%	0.90%	0.62%
1931M04						0.38%	0.62%	0.81%	0.62%
1931M05						0.34%	0.69%	0.87%	0.70%
1931M06						0.32%	0.87%	0.92%	0.88%
1931M07						0.30%	0.89%	0.96%	0.90%
1931M08						0.34%	0.88%	0.91%	0.89%
1931M09						0.32%	0.74%	0.80%	0.75%
1931M10						0.35%	1.94%	1.89%	1.96%
1931M11						0.32%	1.62%	1.70%	1.65%
1931M12						0.32%	1.57%	1.58%	1.59%
1932M01						1.01%	1.77%	1.65%	1.78%
1932M02						0.91%	1.56%	1.46%	1.57%
1932M03						0.94%	1.30%	1.31%	1.31%
1932M04						0.86%	1.41%	1.33%	1.41%
1932M05						1.21%	1.94%	1.51%	1.93%
1932M06						1.63%	2.62%	2.37%	2.60%
1932M07						2.67%	2.27%	2.08%	2.24%
1932M08						2.41%	3.08%	2.75%	3.14%
1932M09						3.30%	3.61%	3.77%	3.73%
1932M10						3.02%	3.26%	3.38%	3.35%
1932M11						2.72%	3.43%	3.22%	3.47%
1932M12						2.45%	3.12%	2.90%	3.14%
1933M01						2.30%	2.61%	2.54%	2.62%
1933M02						2.16%	2.23%	2.28%	2.24%
1933M03						2.19%	2.63%	2.60%	2.62%
1933M04						1.99%	2.21%	2.52%	2.20%
1933M05						3.00%	3.43%	2.72%	3.50%
1933M06						4.82%	2.88%	2.55%	2.96%
1933M07						5.31%	2.40%	2.33%	2.49%
1933M08						5.29%	2.33%	2.31%	2.39%
1933M09						4.78%	1.96%	2.04%	2.02%
1933M10						5.06%	2.01%	2.27%	2.06%
1933M11						5.16%	1.96%	2.11%	1.99%
1933M12						4.69%	1.66%	1.88%	1.69%
1934M01						4.29%	1.39%	1.64%	1.42%
1934M02						3.86%	1.20%	1.66%	1.24%
1934M03						3.48%	1.07%	1.48%	1.10%
1934M04						3.68%	0.91%	1.31%	0.93%
1934M05						3.32%	0.80%	1.18%	0.82%
1934M06						3.00%	0.80%	1.14%	0.82%

1934M07						3.36%	0.67%	1.01%	0.69%
1934M08						4.67%	0.80%	1.23%	0.81%
1934M09						4.21%	0.69%	1.08%	0.70%
1934M10						3.78%	0.59%	0.95%	0.60%
1934M11						3.46%	0.53%	0.91%	0.54%
1934M12						3.11%	0.52%	0.80%	0.53%
1935M01						2.84%	0.44%	0.78%	0.45%
1935M02						2.66%	0.42%	0.70%	0.43%
1935M03						3.18%	0.39%	0.80%	0.40%
1935M04						3.38%	0.35%	0.78%	0.36%
1935M05						4.16%	0.39%	0.80%	0.40%
1935M06						4.01%	0.35%	0.80%	0.35%
1935M07						4.49%	0.34%	0.78%	0.34%
1935M08						6.75%	0.36%	0.74%	0.36%
1935M09						6.20%	0.31%	0.67%	0.31%
1935M10						6.08%	0.27%	0.59%	0.27%
1935M11						5.46%	0.29%	0.65%	0.29%
1935M12						4.91%	0.27%	0.57%	0.27%
1936M01						4.47%	0.24%	0.52%	0.25%
1936M02						5.18%	0.25%	0.56%	0.26%
1936M03						5.25%	0.22%	0.52%	0.23%
1936M04						4.71%	0.20%	0.46%	0.20%
1936M05						4.80%	0.26%	0.49%	0.27%
1936M06						4.34%	0.25%	0.48%	0.26%
1936M07						3.95%	0.23%	0.43%	0.23%
1936M08						3.67%	0.25%	0.47%	0.25%
1936M09						3.31%	0.22%	0.42%	0.22%
1936M10						2.98%	0.19%	0.38%	0.19%
1936M11						2.75%	0.23%	0.36%	0.23%
1936M12						2.48%	0.20%	0.33%	0.20%
1937M01						2.69%	0.18%	0.30%	0.18%
1937M02						2.45%	0.17%	0.26%	0.17%
1937M03						2.39%	0.16%	0.25%	0.16%
1937M04						2.20%	0.14%	0.27%	0.14%
1937M05						2.13%	0.23%	0.31%	0.23%
1937M06						1.93%	0.20%	0.32%	0.20%
1937M07						2.08%	0.22%	0.31%	0.22%
1937M08						2.02%	0.31%	0.55%	0.31%
1937M09						1.83%	0.31%	0.60%	0.31%
1937M10						2.77%	0.56%	0.71%	0.57%
1937M11						2.53%	0.65%	0.67%	0.65%
1937M12						2.38%	0.70%	0.59%	0.70%
1938M01						2.46%	0.65%	0.64%	0.65%
1938M02						2.37%	0.55%	0.59%	0.55%
1938M03						2.25%	0.49%	0.53%	0.50%
1938M04						3.67%	1.32%	0.94%	1.32%
1938M05						3.50%	1.23%	1.03%	1.25%
1938M06						3.16%	1.09%	0.90%	1.11%
1938M07						3.56%	1.49%	1.02%	1.53%
1938M08						3.22%	1.25%	0.89%	1.29%
1938M09						3.36%	1.09%	0.84%	1.12%
1938M10						3.05%	0.92%	0.73%	0.94%
1938M11						2.76%	0.80%	0.94%	0.82%

1938M12						2.85%	0.70%	0.89%	0.73%
1939M01						2.59%	0.60%	0.79%	0.62%
1939M02						2.35%	0.60%	0.69%	0.62%
1939M03						2.17%	0.51%	0.65%	0.53%
1939M04						2.79%	0.73%	0.82%	0.74%
1939M05						2.54%	0.62%	0.72%	0.63%
1939M06						2.49%	0.56%	0.66%	0.57%
1939M07						2.52%	0.55%	0.62%	0.56%
1939M08						2.27%	0.57%	0.67%	0.59%
1939M09						2.05%	0.57%	0.65%	0.58%
1939M10						2.03%	0.76%	0.58%	0.78%
1939M11						1.86%	0.66%	0.51%	0.67%
1939M12						2.14%	0.60%	0.46%	0.61%
1940M01						1.92%	0.51%	0.41%	0.52%
1940M02						1.74%	0.46%	0.36%	0.47%
1940M03						1.58%	0.39%	0.32%	0.40%
1940M04						1.49%	0.34%	0.29%	0.34%
1940M05						1.59%	0.29%	0.26%	0.30%
1940M06						2.81%	0.98%	0.68%	0.99%
1940M07						4.44%	0.85%	0.80%	0.87%
1940M08						4.03%	0.71%	0.70%	0.73%
1940M09						3.77%	0.60%	0.62%	0.62%
1940M10						3.39%	0.51%	0.56%	0.52%
1940M11						3.11%	0.44%	0.50%	0.45%
1940M12						2.92%	0.40%	0.62%	0.41%
1941M01						2.77%	0.34%	0.55%	0.35%
1941M02						2.55%	0.34%	0.49%	0.35%
1941M03						2.31%	0.30%	0.44%	0.30%
1941M04						2.09%	0.26%	0.40%	0.26%
1941M05						1.94%	0.29%	0.45%	0.29%
1941M06						1.75%	0.25%	0.42%	0.25%
1941M07						1.67%	0.25%	0.37%	0.25%
1941M08						6.52%	0.24%	0.35%	0.25%
1941M09						5.89%	0.21%	0.32%	0.22%
1941M10						5.51%	0.19%	0.30%	0.19%
1941M11						4.96%	0.24%	0.36%	0.24%
1941M12						4.63%	0.23%	0.37%	0.23%
1942M01						5.30%	0.23%	0.39%	0.23%
1942M02						4.80%	0.20%	0.35%	0.20%
1942M03						4.31%	0.18%	0.33%	0.19%
1942M04						3.97%	0.23%	0.43%	0.23%
1942M05						3.80%	0.23%	0.41%	0.23%
1942M06						3.89%	0.27%	0.44%	0.27%
1942M07						3.66%	0.23%	0.39%	0.24%
1942M08						3.34%	0.21%	0.35%	0.21%
1942M09						3.03%	0.19%	0.31%	0.19%
1942M10						3.01%	0.17%	0.29%	0.17%
1942M11						2.72%	0.20%	0.44%	0.20%
1942M12						2.62%	0.18%	0.39%	0.18%
1943M01						2.36%	0.19%	0.35%	0.19%
1943M02						2.18%	0.22%	0.45%	0.22%
1943M03						2.01%	0.22%	0.44%	0.23%
1943M04						2.39%	0.22%	0.40%	0.23%

1943M05						2.16%	0.20%	0.36%	0.20%
1943M06						1.98%	0.20%	0.33%	0.20%
1943M07						1.81%	0.18%	0.31%	0.18%
1943M08						1.84%	0.21%	0.28%	0.21%
1943M09						1.68%	0.18%	0.25%	0.18%
1943M10						1.58%	0.17%	0.23%	0.17%
1943M11						1.54%	0.15%	0.20%	0.15%
1943M12						1.73%	0.20%	0.26%	0.20%
1944M01						1.57%	0.22%	0.26%	0.22%
1944M02						1.44%	0.19%	0.23%	0.19%
1944M03						1.33%	0.17%	0.21%	0.17%
1944M04						1.22%	0.15%	0.19%	0.15%
1944M05						1.16%	0.14%	0.17%	0.14%
1944M06						1.23%	0.15%	0.16%	0.15%
1944M07						1.14%	0.17%	0.17%	0.17%
1944M08						1.16%	0.16%	0.15%	0.16%
1944M09						1.05%	0.14%	0.15%	0.14%
1944M10						0.95%	0.13%	0.14%	0.13%
1944M11						0.85%	0.12%	0.13%	0.12%
1944M12						0.80%	0.11%	0.12%	0.11%
1945M01						0.75%	0.12%	0.12%	0.12%
1945M02						1.15%	0.11%	0.13%	0.11%
1945M03						1.04%	0.15%	0.17%	0.15%
1945M04						2.02%	0.17%	0.17%	0.17%
1945M05						1.83%	0.24%	0.26%	0.24%
1945M06						1.68%	0.21%	0.24%	0.21%
1945M07						1.54%	0.19%	0.25%	0.19%
1945M08						1.39%	0.17%	0.22%	0.17%
1945M09						1.26%	0.20%	0.20%	0.20%
1945M10						1.17%	0.19%	0.23%	0.19%
1945M11						1.10%	0.18%	0.24%	0.18%
1945M12						1.14%	0.17%	0.24%	0.17%
1946M01						1.07%	0.15%	0.21%	0.15%
1946M02						1.72%	0.19%	0.33%	0.19%
1946M03						1.75%	0.23%	0.35%	0.23%
1946M04						1.57%	0.22%	0.34%	0.23%
1946M05						1.44%	0.21%	0.31%	0.21%
1946M06						1.52%	0.19%	0.28%	0.19%
1946M07						1.52%	0.19%	0.26%	0.19%
1946M08						1.43%	0.18%	0.26%	0.18%
1946M09						1.31%	0.23%	0.30%	0.23%
1946M10						1.35%	0.35%	0.40%	0.36%
1946M11						1.23%	0.31%	0.36%	0.31%
1946M12						1.19%	0.27%	0.31%	0.27%
1947M01						1.11%	0.25%	0.32%	0.25%
1947M02						1.02%	0.22%	0.29%	0.22%
1947M03						1.03%	0.20%	0.26%	0.20%
1947M04						0.97%	0.18%	0.25%	0.18%
1947M05						0.97%	0.18%	0.24%	0.18%
1947M06						0.89%	0.16%	0.23%	0.16%
1947M07						0.81%	0.18%	0.22%	0.18%
1947M08						0.74%	0.17%	0.20%	0.17%
1947M09						0.91%	0.16%	0.18%	0.16%

1947M10						0.89%	0.15%	0.16%	0.15%
1947M11						0.84%	0.14%	0.15%	0.14%
1947M12						0.82%	0.13%	0.22%	0.13%
1948M01						0.75%	0.13%	0.20%	0.12%
1948M02						0.69%	0.14%	0.18%	0.14%
1948M03						0.64%	0.15%	0.18%	0.15%
1948M04						0.59%	0.20%	0.20%	0.20%
1948M05						0.57%	0.19%	0.18%	0.19%
1948M06						0.63%	0.25%	0.19%	0.25%
1948M07						0.58%	0.22%	0.17%	0.22%
1948M08						0.53%	0.23%	0.18%	0.23%
1948M09						0.49%	0.21%	0.17%	0.21%
1948M10						0.45%	0.20%	0.15%	0.20%
1948M11						0.42%	0.22%	0.15%	0.23%
1948M12						0.60%	0.34%	0.24%	0.34%
1949M01						0.55%	0.30%	0.21%	0.30%
1949M02						0.64%	0.26%	0.21%	0.26%
1949M03						0.58%	0.24%	0.19%	0.24%
1949M04						0.82%	0.22%	0.18%	0.22%
1949M05						0.76%	0.20%	0.16%	0.20%
1949M06						0.69%	0.19%	0.15%	0.19%
1949M07						0.64%	0.17%	0.14%	0.17%
1949M08						0.59%	0.20%	0.16%	0.20%
1949M09						0.58%	0.18%	0.15%	0.18%
1949M10						0.53%	0.16%	0.15%	0.16%
1949M11						0.52%	0.15%	0.13%	0.15%
1949M12						0.48%	0.14%	0.12%	0.14%
1950M01						0.43%	0.15%	0.13%	0.15%
1950M02						0.47%	0.14%	0.13%	0.14%
1950M03						0.43%	0.13%	0.12%	0.13%
1950M04						0.41%	0.12%	0.11%	0.12%
1950M05						0.38%	0.13%	0.10%	0.13%
1950M06						0.35%	0.15%	0.10%	0.15%
1950M07						0.42%	0.18%	0.16%	0.18%
1950M08						0.40%	0.16%	0.17%	0.16%
1950M09						0.38%	0.16%	0.15%	0.16%
1950M10						0.36%	0.18%	0.15%	0.18%
1950M11						0.33%	0.16%	0.14%	0.16%
1950M12						0.38%	0.15%	0.13%	0.14%
1951M01						0.35%	0.16%	0.13%	0.16%
1951M02						0.33%	0.18%	0.13%	0.18%
1951M03						0.30%	0.16%	0.13%	0.16%
1951M04						0.29%	0.15%	0.12%	0.15%
1951M05						0.27%	0.16%	0.11%	0.16%
1951M06						0.25%	0.16%	0.10%	0.16%
1951M07						0.23%	0.16%	0.10%	0.16%
1951M08						0.22%	0.19%	0.11%	0.19%
1951M09						0.21%	0.19%	0.10%	0.19%
1951M10						0.24%	0.17%	0.09%	0.17%
1951M11						0.22%	0.16%	0.09%	0.16%
1951M12						0.21%	0.14%	0.08%	0.14%
1952M01						0.25%	0.14%	0.09%	0.14%
1952M02						0.23%	0.13%	0.09%	0.13%

1952M03						0.22%	0.14%	0.08%	0.13%
1952M04						0.21%	0.15%	0.08%	0.15%
1952M05						0.20%	0.16%	0.08%	0.16%
1952M06						0.26%	0.15%	0.08%	0.15%
1952M07						0.26%	0.16%	0.07%	0.16%
1952M08						0.25%	0.15%	0.07%	0.15%
1952M09						0.23%	0.14%	0.07%	0.13%
1952M10						0.21%	0.13%	0.07%	0.13%
1952M11						0.20%	0.12%	0.06%	0.12%
1952M12						0.19%	0.14%	0.08%	0.14%
1953M01						0.23%	0.14%	0.08%	0.14%
1953M02						0.22%	0.13%	0.07%	0.13%
1953M03						0.25%	0.12%	0.07%	0.12%
1953M04						0.23%	0.12%	0.07%	0.12%
1953M05						0.24%	0.13%	0.07%	0.12%
1953M06						0.22%	0.11%	0.07%	0.11%
1953M07						0.21%	0.11%	0.07%	0.11%
1953M08						0.19%	0.11%	0.08%	0.11%
1953M09						0.18%	0.14%	0.07%	0.14%
1953M10						0.18%	0.13%	0.07%	0.13%
1953M11						0.26%	0.15%	0.08%	0.15%
1953M12						0.24%	0.14%	0.08%	0.13%
1954M01						0.23%	0.12%	0.08%	0.12%
1954M02						0.21%	0.14%	0.08%	0.14%
1954M03						0.22%	0.13%	0.08%	0.13%
1954M04						0.21%	0.13%	0.08%	0.13%
1954M05						0.19%	0.14%	0.07%	0.14%
1954M06						0.26%	0.15%	0.08%	0.14%
1954M07						0.24%	0.13%	0.07%	0.13%
1954M08						0.22%	0.16%	0.09%	0.15%
1954M09						0.21%	0.16%	0.09%	0.15%
1954M10						0.20%	0.22%	0.08%	0.22%
1954M11						0.20%	0.20%	0.10%	0.20%
1954M12						0.27%	0.26%	0.12%	0.26%
1955M01						0.32%	0.25%	0.12%	0.25%
1955M02						0.31%	0.22%	0.11%	0.22%
1955M03						0.32%	0.19%	0.11%	0.19%
1955M04						0.29%	0.17%	0.10%	0.17%
1955M05						0.27%	0.17%	0.10%	0.17%
1955M06						0.25%	0.15%	0.09%	0.15%
1955M07						0.23%	0.21%	0.09%	0.21%
1955M08						0.25%	0.22%	0.10%	0.22%
1955M09						0.24%	0.20%	0.09%	0.20%
1955M10						0.23%	0.17%	0.10%	0.17%
1955M11						0.22%	0.17%	0.09%	0.17%
1955M12						0.20%	0.22%	0.09%	0.23%
1956M01						0.23%	0.20%	0.09%	0.20%
1956M02						0.22%	0.20%	0.08%	0.20%
1956M03						0.21%	0.19%	0.08%	0.19%
1956M04						0.21%	0.22%	0.09%	0.22%
1956M05						0.20%	0.19%	0.09%	0.19%
1956M06						0.18%	0.23%	0.09%	0.23%
1956M07						0.18%	0.21%	0.09%	0.21%

1956M08						0.17%	0.21%	0.11%	0.21%
1956M09						0.16%	0.21%	0.11%	0.21%
1956M10						0.15%	0.22%	0.11%	0.22%
1956M11						0.14%	0.19%	0.11%	0.19%
1956M12						0.13%	0.17%	0.10%	0.17%
1957M01						0.13%	0.17%	0.09%	0.16%
1957M02						0.14%	0.18%	0.09%	0.18%
1957M03						0.13%	0.17%	0.09%	0.17%
1957M04						0.13%	0.16%	0.08%	0.16%
1957M05						0.12%	0.15%	0.09%	0.15%
1957M06						0.12%	0.15%	0.09%	0.15%
1957M07						0.13%	0.14%	0.10%	0.14%
1957M08						0.13%	0.13%	0.10%	0.13%
1957M09						0.12%	0.16%	0.10%	0.16%
1957M10						0.12%	0.20%	0.10%	0.20%
1957M11						0.17%	0.20%	0.09%	0.20%
1957M12						0.21%	0.18%	0.10%	0.18%
1958M01						0.19%	0.19%	0.10%	0.19%
1958M02						0.27%	0.18%	0.12%	0.18%
1958M03						0.31%	0.17%	0.11%	0.17%
1958M04						0.29%	0.16%	0.11%	0.16%
1958M05						0.28%	0.15%	0.12%	0.15%
1958M06						0.28%	0.14%	0.11%	0.14%
1958M07						0.26%	0.13%	0.10%	0.13%
1958M08						0.25%	0.14%	0.10%	0.14%
1958M09						0.23%	0.13%	0.09%	0.13%
1958M10				1.24%		0.21%	0.14%	0.09%	0.14%
1958M11				1.05%		0.20%	0.13%	0.10%	0.13%
1958M12				0.89%		0.19%	0.13%	0.10%	0.13%
1959M01				1.49%		0.33%	0.14%	0.13%	0.14%
1959M02				1.39%		0.30%	0.13%	0.12%	0.13%
1959M03				1.25%		0.29%	0.12%	0.11%	0.12%
1959M04				1.05%		0.27%	0.11%	0.10%	0.11%
1959M05				0.88%		0.30%	0.12%	0.10%	0.12%
1959M06				0.75%		0.33%	0.11%	0.09%	0.11%
1959M07				0.65%		0.32%	0.11%	0.09%	0.10%
1959M08				0.65%		0.30%	0.11%	0.09%	0.11%
1959M09				0.56%		0.27%	0.11%	0.09%	0.10%
1959M10				0.60%		0.27%	0.13%	0.10%	0.13%
1959M11				0.52%		0.25%	0.12%	0.10%	0.12%
1959M12				0.46%		0.23%	0.11%	0.09%	0.11%
1960M01				0.44%		0.26%	0.11%	0.09%	0.11%
1960M02				0.40%		0.31%	0.18%	0.08%	0.18%
1960M03				0.39%		0.29%	0.16%	0.08%	0.16%
1960M04				0.36%		0.31%	0.15%	0.08%	0.15%
1960M05				0.33%		0.37%	0.14%	0.07%	0.14%
1960M06				0.30%		0.34%	0.14%	0.07%	0.13%
1960M07				0.27%		0.32%	0.13%	0.08%	0.13%
1960M08				0.37%		0.29%	0.13%	0.08%	0.13%
1960M09				0.36%		0.36%	0.12%	0.10%	0.12%
1960M10				0.42%		0.35%	0.17%	0.12%	0.17%
1960M11				0.37%		0.36%	0.15%	0.11%	0.15%
1960M12				0.41%		0.44%	0.16%	0.12%	0.16%

1961M01				0.36%		0.42%	0.16%	0.16%	0.16%
1961M02				0.40%		0.39%	0.18%	0.17%	0.18%
1961M03				0.65%		0.41%	0.17%	0.17%	0.17%
1961M04				0.66%		0.40%	0.16%	0.16%	0.16%
1961M05				0.85%		0.37%	0.14%	0.14%	0.14%
1961M06				0.89%		0.39%	0.13%	0.13%	0.13%
1961M07				0.80%		0.44%	0.14%	0.13%	0.13%
1961M08				0.69%		0.40%	0.13%	0.13%	0.13%
1961M09				0.75%		0.37%	0.12%	0.14%	0.12%
1961M10				0.64%		0.36%	0.12%	0.13%	0.12%
1961M11				0.63%		0.33%	0.12%	0.13%	0.12%
1961M12				0.59%		0.30%	0.13%	0.13%	0.13%
1962M01				0.57%		0.31%	0.12%	0.13%	0.12%
1962M02				0.62%		0.35%	0.13%	0.14%	0.13%
1962M03				0.54%		0.32%	0.12%	0.13%	0.12%
1962M04				0.47%		0.29%	0.12%	0.12%	0.11%
1962M05				0.48%		0.28%	0.17%	0.13%	0.16%
1962M06				0.79%		0.37%	0.25%	0.22%	0.25%
1962M07				0.69%		0.34%	0.32%	0.24%	0.32%
1962M08				0.59%		0.32%	0.31%	0.25%	0.31%
1962M09				0.52%		0.29%	0.27%	0.23%	0.27%
1962M10				0.47%		0.27%	0.28%	0.22%	0.28%
1962M11				0.47%		0.25%	0.24%	0.20%	0.24%
1962M12				0.47%		0.27%	0.33%	0.23%	0.33%
1963M01				0.43%		0.28%	0.28%	0.22%	0.29%
1963M02				0.49%		0.38%	0.27%	0.22%	0.27%
1963M03				0.62%		0.37%	0.25%	0.20%	0.25%
1963M04				0.57%		0.42%	0.22%	0.18%	0.23%
1963M05				0.51%		0.40%	0.22%	0.17%	0.22%
1963M06				0.47%		0.38%	0.19%	0.15%	0.19%
1963M07				0.42%		0.35%	0.18%	0.14%	0.18%
1963M08				0.38%		0.32%	0.16%	0.13%	0.16%
1963M09				0.34%		0.30%	0.17%	0.13%	0.17%
1963M10				0.40%		0.30%	0.16%	0.13%	0.16%
1963M11				0.36%		0.28%	0.15%	0.12%	0.15%
1963M12				0.36%		0.27%	0.14%	0.11%	0.14%
1964M01				0.33%		0.26%	0.13%	0.11%	0.13%
1964M02				0.31%		0.26%	0.12%	0.10%	0.12%
1964M03				0.30%		0.26%	0.11%	0.09%	0.11%
1964M04				0.28%		0.24%	0.11%	0.09%	0.11%
1964M05				0.26%		0.23%	0.10%	0.08%	0.10%
1964M06				0.24%		0.22%	0.10%	0.08%	0.09%
1964M07				0.23%		0.20%	0.09%	0.08%	0.09%
1964M08				0.22%		0.20%	0.09%	0.09%	0.09%
1964M09				0.21%		0.21%	0.09%	0.08%	0.09%
1964M10				0.20%		0.19%	0.09%	0.08%	0.09%
1964M11				0.20%		0.18%	0.09%	0.08%	0.09%
1964M12				0.19%		0.17%	0.09%	0.07%	0.08%
1965M01				0.19%		0.16%	0.08%	0.07%	0.08%
1965M02				0.19%		0.15%	0.09%	0.08%	0.09%
1965M03				0.19%		0.17%	0.09%	0.07%	0.08%
1965M04				0.18%		0.18%	0.09%	0.07%	0.08%
1965M05				0.18%		0.17%	0.10%	0.07%	0.09%

1965M06				0.17%		0.16%	0.09%	0.06%	0.09%
1965M07				0.21%		0.16%	0.12%	0.08%	0.12%
1965M08				0.21%		0.15%	0.12%	0.07%	0.11%
1965M09				0.21%		0.15%	0.11%	0.07%	0.11%
1965M10				0.23%		0.14%	0.11%	0.07%	0.11%
1965M11				0.22%		0.14%	0.11%	0.07%	0.11%
1965M12				0.23%		0.14%	0.10%	0.07%	0.10%
1966M01				0.23%		0.16%	0.10%	0.06%	0.10%
1966M02				0.21%		0.18%	0.09%	0.07%	0.09%
1966M03				0.20%		0.18%	0.09%	0.09%	0.09%
1966M04				0.20%		0.17%	0.10%	0.09%	0.10%
1966M05				0.19%		0.17%	0.10%	0.08%	0.09%
1966M06				0.18%		0.16%	0.13%	0.09%	0.13%
1966M07				0.24%		0.15%	0.13%	0.09%	0.12%
1966M08				0.22%		0.15%	0.12%	0.08%	0.12%
1966M09				0.23%		0.15%	0.19%	0.17%	0.19%
1966M10				0.22%		0.14%	0.17%	0.17%	0.17%
1966M11				0.22%		0.14%	0.18%	0.24%	0.17%
1966M12				0.21%		0.13%	0.16%	0.22%	0.15%
1967M01				0.20%		0.14%	0.14%	0.20%	0.14%
1967M02				0.21%		0.28%	0.19%	0.18%	0.19%
1967M03				0.20%		0.26%	0.17%	0.17%	0.17%
1967M04				0.22%		0.24%	0.17%	0.16%	0.17%
1967M05				0.21%		0.23%	0.16%	0.14%	0.16%
1967M06				0.21%		0.21%	0.19%	0.17%	0.19%
1967M07				0.20%		0.20%	0.17%	0.15%	0.17%
1967M08				0.19%		0.19%	0.17%	0.14%	0.17%
1967M09				0.19%		0.18%	0.15%	0.13%	0.15%
1967M10				0.19%		0.17%	0.15%	0.12%	0.15%
1967M11				0.26%		0.16%	0.15%	0.15%	0.15%
1967M12				0.25%		0.15%	0.14%	0.15%	0.13%
1968M01				0.23%		0.15%	0.13%	0.14%	0.13%
1968M02				0.22%		0.18%	0.15%	0.12%	0.15%
1968M03				0.22%		0.19%	0.15%	0.12%	0.15%
1968M04				0.23%		0.18%	0.14%	0.14%	0.14%
1968M05				0.22%		0.17%	0.19%	0.13%	0.19%
1968M06				0.27%		0.16%	0.17%	0.12%	0.17%
1968M07				0.25%		0.18%	0.15%	0.17%	0.15%
1968M08				0.26%		0.17%	0.15%	0.15%	0.15%
1968M09				0.24%		0.18%	0.13%	0.14%	0.13%
1968M10				0.24%		0.17%	0.14%	0.13%	0.13%
1968M11				0.24%		0.16%	0.12%	0.12%	0.12%
1968M12				0.22%		0.26%	0.14%	0.16%	0.14%
1969M01				0.21%		0.29%	0.16%	0.16%	0.16%
1969M02				0.21%		0.27%	0.15%	0.15%	0.14%
1969M03				0.20%		0.29%	0.17%	0.17%	0.16%
1969M04				0.20%		0.27%	0.16%	0.16%	0.16%
1969M05				0.21%		0.25%	0.14%	0.15%	0.14%
1969M06				0.22%		0.23%	0.13%	0.13%	0.13%
1969M07				0.22%		0.25%	0.17%	0.16%	0.17%
1969M08				0.21%		0.24%	0.21%	0.17%	0.21%
1969M09				0.20%		0.23%	0.20%	0.16%	0.20%
1969M10				0.20%		0.22%	0.19%	0.16%	0.19%

1969M11				0.19%		0.20%	0.19%	0.20%	0.19%
1969M12				0.23%		0.19%	0.19%	0.23%	0.19%
1970M01				0.22%		0.18%	0.18%	0.21%	0.18%
1970M02				0.21%		0.17%	0.25%	0.22%	0.25%
1970M03				0.20%		0.18%	0.24%	0.30%	0.25%
1970M04				0.21%		0.19%	0.21%	0.27%	0.22%
1970M05				0.20%		0.23%	0.32%	0.35%	0.32%
1970M06				0.33%		0.22%	0.34%	0.36%	0.34%
1970M07				0.30%		0.22%	0.34%	0.37%	0.35%
1970M08				0.27%		0.21%	0.34%	0.41%	0.34%
1970M09				0.26%		0.25%	0.31%	0.38%	0.31%
1970M10				0.26%		0.23%	0.27%	0.34%	0.27%
1970M11				0.24%		0.22%	0.24%	0.31%	0.24%
1970M12				0.23%		0.32%	0.23%	0.36%	0.23%
1971M01				0.23%		0.31%	0.23%	0.36%	0.23%
1971M02				0.74%		0.28%	0.21%	0.32%	0.21%
1971M03				0.67%		0.26%	0.19%	0.30%	0.19%
1971M04				0.59%		0.24%	0.17%	0.27%	0.17%
1971M05				0.52%		0.22%	0.16%	0.26%	0.16%
1971M06				0.48%		0.30%	0.18%	0.26%	0.18%
1971M07				0.44%		0.28%	0.16%	0.24%	0.16%
1971M08				0.40%		0.26%	0.17%	0.22%	0.17%
1971M09				0.36%		0.25%	0.17%	0.21%	0.17%
1971M10				0.32%		0.24%	0.15%	0.20%	0.15%
1971M11				0.30%		0.22%	0.17%	0.18%	0.17%
1971M12				0.27%		0.21%	0.15%	0.16%	0.15%
1972M01				0.25%		0.19%	0.21%	0.20%	0.21%
1972M02				0.24%		0.18%	0.19%	0.19%	0.19%
1972M03				0.22%		0.17%	0.17%	0.18%	0.17%
1972M04				0.21%		0.16%	0.15%	0.16%	0.15%
1972M05				0.21%		0.16%	0.14%	0.16%	0.14%
1972M06				0.22%		0.16%	0.13%	0.15%	0.13%
1972M07				0.22%		0.15%	0.13%	0.14%	0.13%
1972M08				0.21%		0.14%	0.12%	0.13%	0.12%
1972M09				0.20%		0.13%	0.12%	0.15%	0.12%
1972M10				0.19%		0.13%	0.11%	0.13%	0.11%
1972M11				0.19%		0.15%	0.11%	0.16%	0.10%
1972M12				0.25%		0.14%	0.12%	0.17%	0.12%
1973M01	0.54%	0.23%		0.23%	0.20%	0.15%	0.11%	0.16%	0.11%
1973M02	0.77%	0.28%		0.26%	0.21%	0.18%	0.11%	0.18%	0.11%
1973M03	0.51%	0.27%		0.25%	0.22%	0.17%	0.13%	0.17%	0.12%
1973M04	0.43%	0.25%		0.23%	0.22%	0.16%	0.12%	0.16%	0.12%
1973M05	0.34%	0.23%		0.22%	0.26%	0.15%	0.14%	0.15%	0.14%
1973M06	0.35%	0.22%		0.23%	0.25%	0.17%	0.13%	0.13%	0.13%
1973M07	0.29%	0.22%		0.24%	0.25%	0.17%	0.12%	0.13%	0.12%
1973M08	0.27%	0.21%		0.24%	0.30%	0.17%	0.13%	0.13%	0.12%
1973M09	0.27%	0.22%		0.27%	0.28%	0.16%	0.14%	0.13%	0.14%
1973M10	0.26%	0.21%		0.26%	0.27%	0.15%	0.14%	0.17%	0.14%
1973M11	0.31%	0.20%		0.26%	0.26%	0.14%	0.13%	0.18%	0.12%
1973M12	0.50%	0.29%		0.39%	0.80%	0.16%	0.29%	0.34%	0.29%
1974M01	0.36%	0.29%		0.36%	0.78%	0.15%	0.25%	0.30%	0.25%
1974M02	0.39%	0.55%		0.36%	1.09%	0.15%	0.23%	0.28%	0.23%
1974M03	0.34%	0.46%		0.34%	0.95%	0.16%	0.20%	0.25%	0.20%

1974M04		0.39%	0.45%		0.31%	0.87%	0.17%	0.19%	0.25%	0.19%
1974M05		0.43%	0.43%		0.41%	0.83%	0.18%	0.20%	0.44%	0.20%
1974M06		0.60%	0.41%		0.47%	0.81%	0.27%	0.20%	0.43%	0.20%
1974M07		0.48%	0.36%		0.42%	0.85%	0.25%	0.18%	0.43%	0.18%
1974M08		0.62%	0.31%		0.38%	0.74%	0.23%	0.26%	0.39%	0.26%
1974M09		0.41%	0.54%		0.40%	0.82%	0.31%	0.40%	0.35%	0.35%
1974M10		0.38%	0.61%		0.38%	0.75%	0.30%	0.53%	0.41%	0.53%
1974M11		0.38%	0.70%		0.43%	0.66%	0.40%	0.71%	0.48%	0.72%
1974M12		0.45%	0.59%		0.38%	0.69%	0.53%	0.66%	0.43%	0.67%
1975M01		0.54%	0.64%		0.84%	0.61%	0.51%	0.58%	0.38%	0.59%
1975M02		3.06%	1.41%		3.26%	0.87%	1.73%	0.62%	0.67%	0.63%
1975M03		1.73%	1.14%		2.70%	0.88%	1.61%	0.54%	0.59%	0.56%
1975M04		1.05%	1.15%		2.23%	0.77%	1.45%	0.46%	0.53%	0.47%
1975M05		0.61%	0.95%		1.95%	0.69%	1.31%	0.40%	0.48%	0.41%
1975M06		0.43%	0.81%		1.62%	0.60%	1.32%	0.35%	0.48%	0.36%
1975M07		0.50%	1.25%		1.39%	0.75%	1.20%	0.31%	0.51%	0.32%
1975M08		0.60%	1.23%		1.30%	0.65%	1.11%	0.36%	0.50%	0.36%
1975M09		0.47%	0.99%		1.24%	0.60%	1.03%	0.32%	0.45%	0.33%
1975M10		0.35%	0.84%		1.04%	0.54%	0.93%	0.31%	0.41%	0.31%
1975M11		0.36%	0.79%		0.88%	0.52%	0.84%	0.29%	0.39%	0.30%
1975M12		0.51%	0.68%		0.92%	0.48%	0.76%	0.26%	0.35%	0.26%
1976M01		0.41%	0.56%		0.79%	0.43%	0.69%	0.23%	0.31%	0.23%
1976M02		0.63%	0.77%		0.75%	0.51%	0.63%	0.34%	0.34%	0.35%
1976M03		0.47%	0.66%		0.64%	0.51%	0.59%	0.30%	0.33%	0.31%
1976M04		0.34%	0.56%		0.55%	0.46%	0.58%	0.26%	0.29%	0.27%
1976M05		0.33%	0.47%		0.49%	0.42%	0.52%	0.24%	0.26%	0.24%
1976M06		0.30%	0.44%		0.44%	0.41%	0.49%	0.21%	0.24%	0.22%
1976M07		0.35%	0.37%		0.39%	0.37%	0.44%	0.20%	0.22%	0.20%
1976M08		0.30%	0.38%		0.35%	0.36%	0.43%	0.18%	0.20%	0.18%
1976M09		0.28%	0.33%		0.33%	0.33%	0.40%	0.16%	0.19%	0.16%
1976M10		0.28%	0.31%		0.30%	0.32%	0.37%	0.15%	0.18%	0.15%
1976M11		0.27%	0.28%		0.28%	0.30%	0.34%	0.15%	0.16%	0.15%
1976M12		0.27%	0.28%		0.26%	0.30%	0.32%	0.13%	0.15%	0.13%
1977M01		0.40%	0.42%		0.25%	0.32%	0.31%	0.15%	0.17%	0.15%
1977M02		0.32%	0.36%		0.23%	0.32%	0.59%	0.18%	0.15%	0.18%
1977M03		0.30%	0.34%		0.23%	0.32%	0.74%	0.17%	0.16%	0.17%
1977M04		0.27%	0.32%		0.22%	0.31%	0.68%	0.16%	0.14%	0.16%
1977M05		0.34%	0.28%		0.21%	0.30%	0.61%	0.14%	0.13%	0.14%
1977M06		0.31%	0.30%		0.20%	0.28%	0.59%	0.14%	0.12%	0.14%
1977M07		0.57%	0.43%		0.20%	0.27%	0.60%	0.14%	0.13%	0.14%
1977M08		0.38%	0.37%		0.19%	0.29%	0.55%	0.14%	0.12%	0.14%
1977M09		0.45%	0.37%		0.23%	0.29%	0.53%	0.13%	0.13%	0.13%
1977M10		0.34%	0.35%		0.22%	0.28%	0.49%	0.12%	0.12%	0.12%
1977M11		0.37%	0.31%		0.28%	0.28%	0.47%	0.15%	0.13%	0.15%
1977M12		0.36%	0.29%		0.26%	0.27%	0.44%	0.14%	0.13%	0.14%
1978M01		0.32%	0.27%		0.24%	0.26%	0.42%	0.13%	0.12%	0.13%
1978M02		0.30%	0.26%		0.22%	0.26%	0.38%	0.18%	0.15%	0.18%
1978M03		0.36%	0.24%		0.21%	0.26%	0.35%	0.17%	0.14%	0.17%
1978M04		0.30%	0.24%		0.21%	0.25%	0.32%	0.16%	0.13%	0.15%
1978M05		0.28%	0.38%		0.20%	0.25%	0.31%	0.21%	0.12%	0.21%
1978M06		0.28%	0.37%		0.19%	0.30%	0.29%	0.19%	0.11%	0.19%
1978M07		0.30%	0.33%		0.19%	0.29%	0.27%	0.18%	0.10%	0.18%
1978M08		0.28%	0.32%		0.19%	0.29%	0.25%	0.18%	0.10%	0.18%

1978M09		0.26%	0.29%		0.20%	0.29%	0.23%	0.17%	0.09%	0.17%
1978M10		0.31%	0.33%		0.22%	0.28%	0.22%	0.15%	0.09%	0.15%
1978M11		0.82%	0.30%		0.35%	0.50%	0.27%	0.27%	0.15%	0.27%
1978M12		0.49%	0.30%		0.32%	0.62%	0.27%	0.23%	0.14%	0.23%
1979M01		0.35%	0.26%		0.31%	0.60%	0.25%	0.20%	0.13%	0.20%
1979M02		0.45%	0.24%		0.39%	0.55%	0.30%	0.19%	0.16%	0.19%
1979M03		0.35%	0.22%		0.36%	0.49%	0.38%	0.19%	0.16%	0.19%
1979M04		0.35%	0.20%		0.32%	0.45%	0.35%	0.19%	0.14%	0.19%
1979M05		0.33%	0.30%		0.33%	0.41%	0.34%	0.17%	0.14%	0.17%
1979M06		0.28%	0.28%		0.30%	0.39%	0.35%	0.16%	0.13%	0.17%
1979M07		0.31%	0.25%		0.37%	0.37%	0.34%	0.16%	0.13%	0.16%
1979M08		0.42%	0.41%		0.33%	0.35%	0.32%	0.14%	0.12%	0.14%
1979M09		0.32%	0.79%		0.30%	0.33%	0.29%	0.16%	0.11%	0.16%
1979M10		0.29%	0.74%		0.28%	0.31%	0.27%	0.14%	0.11%	0.14%
1979M11		0.70%	0.78%		0.34%	0.42%	0.42%	0.21%	0.14%	0.21%
1979M12		0.46%	0.93%		0.46%	0.38%	0.38%	0.20%	0.16%	0.20%
1980M01		0.49%	0.77%		0.45%	0.36%	0.36%	0.18%	0.14%	0.18%
1980M02		0.58%	0.63%		0.39%	0.35%	0.42%	0.19%	0.13%	0.19%
1980M03		0.51%	0.53%		0.35%	0.33%	0.55%	0.17%	0.14%	0.17%
1980M04		0.46%	1.24%		0.57%	0.78%	0.75%	0.31%	0.17%	0.32%
1980M05		0.96%	1.14%		0.55%	0.91%	0.84%	0.28%	0.27%	0.28%
1980M06		0.60%	0.93%		0.52%	0.81%	0.78%	0.26%	0.25%	0.26%
1980M07		0.40%	0.76%		0.45%	0.71%	0.72%	0.23%	0.22%	0.23%
1980M08		0.42%	0.64%		0.40%	0.63%	0.67%	0.23%	0.20%	0.24%
1980M09		0.32%	0.66%		0.39%	0.63%	0.65%	0.20%	0.19%	0.21%
1980M10		0.37%	0.55%		0.46%	0.65%	0.73%	0.18%	0.18%	0.18%
1980M11		0.34%	0.48%		0.74%	0.60%	0.66%	0.16%	0.16%	0.16%
1980M12		0.30%	0.63%		0.70%	0.62%	0.79%	0.26%	0.16%	0.26%
1981M01		0.41%	0.79%		0.61%	0.56%	0.71%	0.26%	0.15%	0.26%
1981M02		0.32%	0.67%		0.58%	0.57%	0.78%	0.27%	0.15%	0.27%
1981M03		0.28%	0.65%		0.53%	0.51%	0.71%	0.24%	0.15%	0.24%
1981M04		0.28%	0.55%		0.46%	0.46%	0.67%	0.21%	0.14%	0.21%
1981M05		0.48%	0.50%		0.49%	0.48%	0.62%	0.20%	0.14%	0.21%
1981M06		0.41%	0.42%		0.43%	0.46%	0.57%	0.18%	0.13%	0.18%
1981M07		0.45%	0.36%		0.38%	0.43%	0.51%	0.17%	0.12%	0.17%
1981M08		0.35%	0.33%		0.45%	0.42%	0.51%	0.15%	0.11%	0.16%
1981M09		0.31%	0.30%		0.40%	0.39%	0.47%	0.20%	0.10%	0.21%
1981M10		0.39%	0.26%		0.40%	0.39%	0.46%	0.24%	0.13%	0.24%
1981M11		0.31%	0.24%		0.36%	0.37%	0.42%	0.22%	0.14%	0.23%
1981M12		0.51%	0.28%		0.33%	0.59%	0.86%	0.20%	0.14%	0.21%
1982M01		0.36%	0.32%		0.32%	0.69%	0.79%	0.20%	0.15%	0.21%
1982M02		0.30%	0.28%		0.33%	0.67%	0.77%	0.19%	0.14%	0.20%
1982M03		0.27%	0.30%		0.32%	0.61%	0.69%	0.23%	0.13%	0.24%
1982M04		0.34%	0.27%		0.30%	0.56%	0.64%	0.21%	0.12%	0.21%
1982M05		0.29%	0.24%		0.28%	0.50%	0.58%	0.19%	0.13%	0.20%
1982M06		0.27%	0.23%		0.30%	0.52%	0.55%	0.19%	0.13%	0.20%
1982M07		0.30%	0.29%		0.27%	0.53%	0.50%	0.19%	0.13%	0.19%
1982M08		0.31%	0.26%		0.28%	0.48%	0.46%	0.19%	0.13%	0.19%
1982M09		0.46%	0.25%		0.26%	0.47%	0.42%	0.32%	0.24%	0.32%
1982M10		0.34%	0.26%		0.27%	0.42%	0.40%	0.27%	0.22%	0.28%
1982M11		0.34%	0.31%		0.29%	0.49%	0.38%	0.35%	0.22%	0.36%
1982M12		0.33%	0.28%		0.27%	0.47%	0.38%	0.31%	0.20%	0.31%
1983M01		0.42%	0.25%		0.27%	0.43%	0.37%	0.27%	0.18%	0.27%

1983M02		0.59%	0.28%		0.25%	0.44%	0.34%	0.24%	0.17%	0.24%
1983M03		0.49%	0.32%		0.25%	0.43%	0.31%	0.21%	0.16%	0.21%
1983M04		0.36%	0.33%		0.24%	0.40%	0.29%	0.19%	0.14%	0.19%
1983M05		0.30%	0.29%		0.22%	0.40%	0.27%	0.22%	0.15%	0.22%
1983M06		0.30%	0.30%		0.21%	0.37%	0.25%	0.19%	0.14%	0.19%
1983M07		0.34%	0.28%		0.33%	0.35%	0.24%	0.18%	0.13%	0.18%
1983M08		0.29%	0.26%		0.34%	0.33%	0.23%	0.19%	0.12%	0.19%
1983M09		0.28%	0.25%		0.32%	0.33%	0.26%	0.16%	0.11%	0.17%
1983M10		0.37%	0.25%		0.30%	0.35%	0.26%	0.15%	0.12%	0.15%
1983M11		0.36%	0.27%		0.33%	0.58%	0.27%	0.14%	0.12%	0.14%
1983M12		6.74%	0.25%		0.30%	0.52%	0.37%	0.13%	0.13%	0.13%
1984M01	0.13%	4.14%	0.25%		0.43%	0.47%	0.35%	0.12%	0.13%	0.12%
1984M02	0.13%	3.27%	0.25%		0.51%	0.43%	0.32%	0.12%	0.13%	0.12%
1984M03	0.12%	1.52%	0.29%		0.45%	0.40%	0.30%	0.14%	0.15%	0.14%
1984M04	0.12%	0.90%	0.26%		0.49%	0.38%	0.31%	0.13%	0.14%	0.12%
1984M05	0.18%	0.52%	0.26%		0.49%	0.35%	0.32%	0.12%	0.13%	0.11%
1984M06	0.17%	0.63%	0.24%		0.45%	0.45%	0.34%	0.16%	0.13%	0.17%
1984M07	0.18%	0.49%	0.25%		0.43%	0.46%	0.31%	0.15%	0.12%	0.15%
1984M08	0.21%	0.35%	0.25%		0.38%	0.43%	0.29%	0.15%	0.12%	0.14%
1984M09	0.24%	0.34%	0.23%		0.34%	0.40%	0.27%	0.25%	0.14%	0.25%
1984M10	0.27%	0.31%	0.23%		0.31%	0.43%	0.48%	0.22%	0.14%	0.22%
1984M11	0.26%	0.28%	0.27%		0.35%	0.40%	0.54%	0.20%	0.12%	0.20%
1984M12	0.33%	0.28%	0.25%		0.31%	0.36%	0.49%	0.18%	0.12%	0.18%
1985M01	0.30%	0.26%	0.23%		0.31%	0.44%	0.47%	0.16%	0.11%	0.16%
1985M02	0.29%	0.30%	0.27%		0.28%	0.40%	0.43%	0.20%	0.10%	0.20%
1985M03	0.26%	0.27%	0.24%		0.26%	0.37%	0.39%	0.17%	0.10%	0.17%
1985M04	0.25%	0.27%	0.23%		0.24%	0.39%	0.36%	0.16%	0.09%	0.16%
1985M05	0.32%	0.26%	0.21%		0.23%	0.36%	0.41%	0.15%	0.09%	0.15%
1985M06	0.48%	0.36%	0.21%		0.24%	0.36%	0.47%	0.16%	0.11%	0.16%
1985M07	0.48%	0.32%	0.21%		0.23%	0.35%	0.43%	0.14%	0.10%	0.14%
1985M08	0.55%	0.30%	0.30%		0.28%	0.33%	0.43%	0.13%	0.13%	0.13%
1985M09	0.49%	0.27%	0.27%		0.26%	0.31%	0.39%	0.13%	0.12%	0.13%
1985M10	0.43%	0.33%	0.25%		0.26%	0.36%	0.43%	0.14%	0.15%	0.14%
1985M11	0.52%	0.31%	0.24%		0.26%	0.38%	0.39%	0.14%	0.17%	0.14%
1985M12	0.57%	0.28%	0.24%		0.28%	0.35%	0.47%	0.17%	0.17%	0.17%
1986M01	0.52%	0.26%	0.23%		0.27%	0.33%	0.46%	0.17%	0.19%	0.17%
1986M02	0.48%	0.28%	0.27%		0.25%	0.31%	0.44%	0.15%	0.17%	0.15%
1986M03	0.52%	0.41%	0.25%		0.28%	0.29%	0.52%	0.19%	0.18%	0.19%
1986M04	0.46%	0.32%	0.48%		0.33%	0.31%	0.49%	0.19%	0.18%	0.19%
1986M05	0.62%	0.31%	0.53%		0.30%	0.30%	0.46%	0.18%	0.18%	0.18%
1986M06	0.58%	0.28%	0.49%		0.41%	0.29%	0.42%	0.18%	0.19%	0.18%
1986M07	0.53%	0.30%	0.41%		0.36%	0.29%	0.43%	0.16%	0.19%	0.16%
1986M08	0.68%	0.32%	0.40%		0.33%	0.28%	0.40%	0.20%	0.18%	0.20%
1986M09	0.75%	0.32%	0.67%		0.52%	0.29%	0.41%	0.23%	0.22%	0.23%
1986M10	0.66%	0.52%	0.75%		0.68%	0.32%	0.38%	0.32%	0.37%	0.32%
1986M11	0.58%	0.37%	0.66%		0.59%	0.33%	0.35%	0.29%	0.34%	0.29%
1986M12	0.51%	0.30%	0.55%		0.52%	0.32%	0.35%	0.25%	0.30%	0.26%
1987M01	0.54%	0.27%	0.62%		0.47%	0.39%	0.33%	0.24%	0.29%	0.24%
1987M02	0.48%	1.15%	0.73%		0.57%	0.60%	0.30%	0.40%	0.34%	0.40%
1987M03	0.46%	0.64%	0.61%		0.50%	0.54%	0.28%	0.34%	0.32%	0.35%
1987M04	0.45%	0.41%	0.56%		0.46%	0.89%	0.26%	0.30%	0.29%	0.30%
1987M05	0.40%	0.32%	0.50%		0.47%	0.98%	0.38%	0.26%	0.29%	0.27%
1987M06	0.41%	0.34%	0.44%		0.41%	0.86%	0.37%	0.23%	0.26%	0.23%

1987M07	0.36%	0.30%	0.40%		0.37%	0.94%	0.35%	0.22%	0.24%	0.22%
1987M08	0.37%	0.36%	0.35%		0.35%	0.84%	0.32%	0.21%	0.22%	0.21%
1987M09	0.38%	0.30%	0.38%		0.31%	0.73%	0.29%	0.19%	0.22%	0.19%
1987M10	0.36%	0.30%	0.39%		0.48%	0.64%	0.29%	0.18%	0.19%	0.19%
1987M11	0.47%	0.98%	0.40%		0.53%	0.89%	0.42%	0.83%	0.25%	0.84%
1987M12	0.42%	0.56%	0.35%		0.47%	0.78%	0.40%	0.86%	0.27%	0.87%
1988M01	0.41%	0.60%	0.32%		0.45%	0.68%	0.36%	0.74%	0.24%	0.75%
1988M02	0.51%	0.48%	0.28%		0.40%	0.66%	0.33%	0.62%	0.33%	0.64%
1988M03	0.57%	0.46%	0.25%		0.37%	0.59%	0.32%	0.53%	0.30%	0.54%
1988M04	0.50%	0.34%	0.24%		0.36%	0.61%	0.30%	0.49%	0.32%	0.50%
1988M05	0.45%	0.30%	0.22%		0.32%	0.54%	0.27%	0.41%	0.28%	0.42%
1988M06	0.41%	0.31%	0.20%		0.29%	0.49%	0.27%	0.36%	0.26%	0.36%
1988M07	0.37%	0.28%	0.21%		0.27%	0.48%	0.27%	0.31%	0.24%	0.32%
1988M08	0.36%	0.32%	0.20%		0.27%	0.48%	0.25%	0.28%	0.21%	0.28%
1988M09	0.38%	0.28%	0.19%		0.25%	0.46%	0.24%	0.27%	0.20%	0.28%
1988M10	0.37%	0.45%	0.18%		0.24%	0.41%	0.25%	0.24%	0.19%	0.25%
1988M11	0.34%	0.38%	0.17%		0.23%	0.40%	0.24%	0.21%	0.17%	0.22%
1988M12	0.33%	0.31%	0.17%		0.22%	0.45%	0.24%	0.20%	0.16%	0.20%
1989M01	0.30%	0.37%	0.17%		0.22%	0.47%	0.22%	0.18%	0.14%	0.18%
1989M02	0.32%	0.31%	0.17%		0.20%	0.44%	0.24%	0.20%	0.15%	0.20%
1989M03	0.29%	0.28%	0.24%		0.19%	0.40%	0.22%	0.20%	0.15%	0.20%
1989M04	0.26%	0.30%	0.22%		0.19%	0.37%	0.22%	0.17%	0.14%	0.18%
1989M05	0.24%	0.28%	0.31%		0.18%	0.36%	0.20%	0.17%	0.16%	0.18%
1989M06	0.22%	0.50%	0.43%		0.19%	0.35%	0.19%	0.17%	0.17%	0.17%
1989M07	0.21%	0.36%	0.38%		0.22%	0.46%	0.18%	0.15%	0.15%	0.15%
1989M08	0.23%	0.30%	0.33%		0.24%	0.47%	0.18%	0.21%	0.19%	0.22%
1989M09	0.21%	0.29%	0.34%		0.24%	0.42%	0.18%	0.19%	0.17%	0.19%
1989M10	0.20%	0.28%	0.31%		0.22%	0.39%	0.18%	0.17%	0.16%	0.17%
1989M11	0.20%	0.26%	0.28%		0.24%	0.38%	0.18%	0.17%	0.14%	0.17%
1989M12	0.19%	0.31%	0.25%		0.23%	0.36%	0.20%	0.15%	0.14%	0.15%
1990M01	0.23%	0.28%	0.25%		0.21%	0.34%	0.19%	0.14%	0.17%	0.14%
1990M02	0.21%	0.56%	0.23%		0.42%	0.34%	0.21%	0.21%	0.24%	0.20%
1990M03	0.20%	0.38%	0.21%		0.39%	0.32%	0.21%	0.18%	0.22%	0.18%
1990M04	0.19%	0.32%	0.20%		0.35%	0.38%	0.25%	0.16%	0.20%	0.16%
1990M05	0.23%	0.32%	0.19%		0.31%	0.40%	0.25%	0.16%	0.20%	0.16%
1990M06	0.22%	0.31%	0.18%		0.28%	0.38%	0.24%	0.24%	0.22%	0.24%
1990M07	0.22%	0.29%	0.25%		0.33%	0.41%	0.23%	0.21%	0.21%	0.21%
1990M08	0.21%	0.30%	0.34%		0.30%	0.38%	0.22%	0.19%	0.19%	0.19%
1990M09	0.22%	0.35%	0.32%		0.28%	0.40%	0.21%	0.31%	0.26%	0.31%
1990M10	0.26%	0.36%	0.29%		0.26%	0.43%	0.19%	0.32%	0.24%	0.32%
1990M11	0.25%	0.32%	0.27%		0.31%	0.61%	0.20%	0.28%	0.24%	0.28%
1990M12	0.23%	0.29%	0.28%		0.28%	0.77%	0.21%	0.27%	0.22%	0.27%
1991M01	0.22%	0.27%	0.26%		0.26%	0.71%	0.19%	0.24%	0.20%	0.24%
1991M02	0.25%	0.29%	0.23%		0.24%	0.66%	0.19%	0.22%	0.19%	0.22%
1991M03	0.34%	0.28%	0.23%		0.23%	0.64%	0.18%	0.24%	0.18%	0.24%
1991M04	0.31%	0.28%	0.21%		0.21%	0.61%	0.19%	0.21%	0.16%	0.21%
1991M05	0.30%	0.32%	0.21%		0.22%	0.54%	0.19%	0.18%	0.16%	0.18%
1991M06	0.31%	0.29%	0.20%		0.21%	1.36%	0.21%	0.18%	0.15%	0.18%
1991M07	0.29%	0.30%	0.28%		0.22%	1.17%	0.20%	0.20%	0.14%	0.20%
1991M08	0.26%	0.28%	0.33%		0.23%	1.01%	0.19%	0.19%	0.13%	0.19%
1991M09	0.35%	0.27%	0.29%		0.23%	1.10%	0.18%	0.17%	0.12%	0.17%
1991M10	0.34%	0.32%	0.26%		0.23%	0.96%	0.21%	0.16%	0.11%	0.16%
1991M11	0.34%	0.31%	0.32%		0.22%	0.87%	0.20%	0.14%	0.10%	0.15%

1991M12	0.31%	0.32%	0.32%		0.21%	0.76%	0.19%	0.16%	0.10%	0.17%
1992M01	0.38%	0.28%	0.34%		0.20%	0.73%	0.18%	0.28%	0.14%	0.28%
1992M02	0.47%	0.39%	0.35%		0.20%	0.78%	0.25%	0.26%	0.17%	0.26%
1992M03	0.42%	0.32%	0.30%		0.19%	0.69%	0.24%	0.22%	0.17%	0.23%
1992M04	0.39%	0.28%	0.29%		0.19%	0.70%	0.26%	0.21%	0.16%	0.21%
1992M05	0.35%	0.28%	0.34%		0.21%	0.62%	0.24%	0.19%	0.18%	0.19%
1992M06	0.32%	0.27%	0.40%		0.20%	0.57%	0.24%	0.17%	0.16%	0.17%
1992M07	0.30%	0.26%	0.34%		0.19%	0.52%	0.23%	0.16%	0.14%	0.16%
1992M08	0.28%	0.52%	0.31%		0.21%	0.49%	0.27%	0.15%	0.18%	0.15%
1992M09	0.41%	0.36%	0.28%		0.20%	0.46%	0.26%	0.15%	0.17%	0.15%
1992M10	0.38%	0.30%	0.25%		0.19%	0.42%	0.28%	0.14%	0.15%	0.14%
1992M11	0.34%	0.29%	0.28%		0.19%	0.50%	0.26%	0.12%	0.14%	0.12%
1992M12	0.33%	0.29%	0.28%		0.19%	0.50%	0.31%	0.12%	0.13%	0.12%
1993M01	0.29%	0.39%	0.26%		0.19%	0.47%	0.28%	0.11%	0.13%	0.11%
1993M02	0.27%	0.32%	0.26%		0.18%	0.43%	0.27%	0.10%	0.12%	0.10%
1993M03	0.31%	0.32%	0.29%		0.22%	0.48%	0.25%	0.10%	0.15%	0.10%
1993M04	0.28%	0.28%	0.28%		0.22%	0.55%	0.25%	0.09%	0.14%	0.09%
1993M05	0.31%	0.28%	0.26%		0.25%	0.50%	0.23%	0.10%	0.13%	0.10%
1993M06	0.30%	0.26%	0.30%		0.23%	0.45%	0.22%	0.10%	0.12%	0.10%
1993M07	0.27%	0.37%	0.27%		0.22%	0.44%	0.21%	0.10%	0.13%	0.09%
1993M08	0.26%	0.31%	0.30%		0.23%	0.41%	0.20%	0.09%	0.12%	0.09%
1993M09	0.25%	0.28%	0.27%		0.24%	0.37%	0.19%	0.10%	0.13%	0.10%
1993M10	0.23%	0.28%	0.24%		0.23%	0.35%	0.18%	0.10%	0.12%	0.09%
1993M11	0.21%	0.36%	0.22%		0.23%	0.33%	0.18%	0.09%	0.11%	0.09%
1993M12	0.35%	0.40%	0.23%		0.26%	0.35%	0.17%	0.09%	0.14%	0.09%
1994M01	0.31%	0.31%	0.22%		0.24%	0.34%	0.16%	0.09%	0.13%	0.09%
1994M02	0.30%	0.28%	0.24%		0.22%	0.49%	0.16%	0.09%	0.12%	0.09%
1994M03	0.27%	0.28%	0.22%		0.27%	0.46%	0.17%	0.10%	0.15%	0.10%
1994M04	0.37%	0.32%	0.26%		0.25%	0.55%	0.20%	0.13%	0.16%	0.13%
1994M05	0.37%	0.28%	0.23%		0.27%	0.53%	0.23%	0.12%	0.14%	0.12%
1994M06	0.35%	0.30%	0.32%		0.30%	0.51%	0.27%	0.11%	0.15%	0.11%
1994M07	0.31%	0.40%	0.30%		0.33%	0.46%	0.25%	0.12%	0.13%	0.12%
1994M08	0.31%	0.31%	0.27%		0.29%	0.43%	0.23%	0.12%	0.13%	0.11%
1994M09	0.30%	0.28%	0.24%		0.28%	0.39%	0.22%	0.12%	0.12%	0.12%
1994M10	0.28%	0.32%	0.24%		0.34%	0.37%	0.23%	0.13%	0.12%	0.12%
1994M11	0.34%	0.28%	0.26%		0.31%	0.35%	0.22%	0.12%	0.11%	0.12%
1994M12	0.35%	0.30%	0.27%		0.30%	0.44%	0.20%	0.14%	0.11%	0.14%
1995M01	0.32%	0.27%	0.24%		0.35%	0.47%	0.21%	0.12%	0.10%	0.12%
1995M02	0.32%	0.27%	0.24%		0.35%	0.42%	0.20%	0.12%	0.14%	0.12%
1995M03	0.41%	0.27%	0.22%		0.32%	0.43%	0.19%	0.12%	0.13%	0.12%
1995M04	0.37%	0.28%	0.21%		0.29%	0.41%	0.17%	0.12%	0.12%	0.11%
1995M05	0.33%	0.26%	0.19%		0.26%	0.38%	0.18%	0.11%	0.12%	0.11%
1995M06	0.30%	0.26%	0.22%		0.26%	0.36%	0.17%	0.11%	0.12%	0.11%
1995M07	0.29%	0.26%	0.23%		0.31%	0.34%	0.18%	0.11%	0.11%	0.11%
1995M08	0.27%	0.26%	0.21%		0.34%	0.32%	0.17%	0.11%	0.10%	0.11%
1995M09	0.24%	0.26%	0.20%		0.30%	0.44%	0.16%	0.10%	0.10%	0.10%
1995M10	0.24%	0.40%	0.19%		0.34%	0.44%	0.17%	0.11%	0.12%	0.11%
1995M11	0.26%	0.36%	0.20%		0.32%	0.42%	0.16%	0.11%	0.11%	0.10%
1995M12	0.44%	0.51%	0.20%		0.30%	0.71%	0.16%	0.11%	0.11%	0.11%
1996M01	0.47%	0.49%	0.20%		0.37%	0.64%	0.15%	0.11%	0.14%	0.10%
1996M02	0.51%	0.58%	0.19%		0.37%	0.59%	0.16%	0.11%	0.13%	0.11%
1996M03	0.49%	0.44%	0.18%		0.33%	0.56%	0.20%	0.10%	0.14%	0.10%
1996M04	0.43%	0.33%	0.20%		0.30%	0.53%	0.26%	0.10%	0.14%	0.09%

1996M05	0.42%	0.30%	0.20%		0.35%	0.50%	0.25%	0.09%	0.13%	0.09%
1996M06	0.38%	0.31%	0.21%		0.33%	0.46%	0.24%	0.09%	0.12%	0.09%
1996M07	1.05%	0.32%	0.20%		0.34%	0.47%	0.23%	0.09%	0.12%	0.08%
1996M08	2.10%	0.33%	0.18%		0.35%	0.43%	0.21%	0.12%	0.16%	0.12%
1996M09	1.81%	0.29%	0.18%		0.51%	0.48%	0.20%	0.11%	0.15%	0.11%
1996M10	1.56%	0.28%	0.19%		0.45%	0.45%	0.21%	0.13%	0.14%	0.13%
1996M11	1.35%	0.27%	0.32%		0.40%	0.47%	0.21%	0.12%	0.14%	0.12%
1996M12	1.17%	0.34%	0.29%		0.35%	0.43%	0.20%	0.17%	0.13%	0.17%
1997M01	1.05%	0.29%	0.29%		0.32%	0.39%	0.19%	0.16%	0.12%	0.16%
1997M02	0.97%	0.27%	0.28%		0.30%	0.37%	0.17%	0.18%	0.11%	0.18%
1997M03	0.88%	0.31%	0.27%		0.36%	0.38%	0.18%	0.16%	0.11%	0.16%
1997M04	0.77%	0.28%	0.24%		0.32%	0.39%	0.25%	0.18%	0.11%	0.18%
1997M05	0.86%	0.26%	0.22%		0.30%	0.39%	0.26%	0.19%	0.11%	0.19%
1997M06	0.75%	0.35%	0.20%		0.29%	0.37%	0.25%	0.20%	0.11%	0.20%
1997M07	0.65%	0.29%	0.24%		0.26%	0.54%	0.23%	0.19%	0.11%	0.19%
1997M08	0.57%	0.27%	0.22%		0.25%	0.54%	0.27%	0.23%	0.10%	0.23%
1997M09	0.67%	0.26%	0.23%		0.25%	0.53%	0.26%	0.26%	0.10%	0.26%
1997M10	0.72%	0.26%	0.22%		0.27%	0.48%	0.24%	0.24%	0.11%	0.25%
1997M11	0.62%	0.26%	0.22%		0.25%	0.46%	0.22%	0.24%	0.10%	0.24%
1997M12	0.57%	0.34%	0.41%		0.23%	0.42%	0.21%	0.22%	0.14%	0.23%
1998M01	0.66%	0.75%	0.47%		0.74%	0.38%	0.28%	0.20%	0.17%	0.20%
1998M02	0.64%	0.83%	0.66%		0.64%	0.38%	0.39%	0.17%	0.18%	0.18%
1998M03	0.56%	0.49%	0.57%		0.55%	0.53%	0.36%	0.20%	0.17%	0.20%
1998M04	0.49%	0.45%	0.48%		0.48%	0.47%	0.33%	0.20%	0.19%	0.20%
1998M05	0.44%	0.39%	0.42%		0.51%	0.51%	0.31%	0.18%	0.18%	0.18%
1998M06	0.41%	0.38%	0.36%		0.45%	0.48%	0.28%	0.17%	0.16%	0.17%
1998M07	0.37%	0.31%	0.31%		0.39%	0.54%	0.26%	0.16%	0.15%	0.16%
1998M08	0.36%	0.33%	0.32%		0.42%	0.51%	0.27%	0.15%	0.18%	0.15%
1998M09	0.33%	0.30%	0.36%		0.57%	0.90%	0.26%	0.44%	0.16%	0.44%
1998M10	0.30%	0.34%	0.51%		0.71%	0.89%	0.25%	0.40%	0.21%	0.40%
1998M11	0.28%	0.38%	0.43%		0.61%	0.95%	0.33%	0.39%	0.19%	0.40%
1998M12	0.26%	0.31%	0.37%		0.53%	0.82%	0.31%	0.36%	0.17%	0.37%
1999M01	0.26%	0.28%	0.44%		0.46%	0.82%	0.34%	0.33%	0.16%	0.34%
1999M02	0.31%	0.43%	0.48%		0.42%	0.72%	0.47%	0.29%	0.18%	0.30%
1999M03	0.70%	0.38%	0.41%		0.41%	0.70%	0.43%	0.28%	0.18%	0.28%
1999M04	0.62%	0.31%	0.53%		0.50%	0.65%	0.46%	0.25%	0.17%	0.25%
1999M05	0.55%	0.29%	0.46%		0.54%	0.58%	0.44%	0.23%	0.22%	0.23%
1999M06	0.48%	0.27%	0.42%		0.75%	0.52%	0.47%	0.21%	0.23%	0.22%
1999M07	0.44%	0.26%	0.36%		0.64%	0.46%	0.46%	0.21%	0.22%	0.22%
1999M08	0.39%	0.30%	0.43%		0.57%	0.42%	0.42%	0.21%	0.20%	0.21%
1999M09	0.35%	0.29%	0.42%		0.54%	0.40%	0.45%	0.19%	0.18%	0.19%
1999M10	0.34%	0.29%	0.36%		0.54%	0.38%	0.44%	0.19%	0.20%	0.19%
1999M11	0.36%	0.27%	0.31%		0.47%	0.55%	0.45%	0.20%	0.18%	0.20%
1999M12	0.33%	0.27%	0.29%		0.57%	0.49%	0.41%	0.18%	0.24%	0.18%
2000M01	0.39%	0.28%	0.50%		0.50%	0.45%	0.38%	0.19%	0.22%	0.19%
2000M02	0.62%	0.30%	0.47%		0.44%	0.65%	0.53%	0.21%	0.30%	0.22%
2000M03	0.55%	0.29%	0.45%		0.38%	0.60%	0.50%	0.20%	0.32%	0.20%
2000M04	0.52%	0.74%	0.38%		0.36%	0.54%	0.46%	0.27%	0.29%	0.27%
2000M05	0.49%	0.58%	0.55%		0.36%	0.48%	0.42%	0.26%	0.31%	0.26%
2000M06	0.69%	0.45%	0.47%		0.34%	0.44%	0.39%	0.24%	0.29%	0.24%
2000M07	0.65%	0.34%	0.40%		0.30%	0.49%	0.35%	0.21%	0.31%	0.21%
2000M08	0.84%	0.32%	0.36%		0.29%	0.44%	0.33%	0.20%	0.31%	0.20%
2000M09	0.73%	0.28%	0.31%		0.26%	0.42%	0.36%	0.21%	0.44%	0.21%

2000M10	0.64%	0.27%	0.28%		0.33%	0.48%	0.33%	0.23%	0.46%	0.24%
2000M11	0.68%	0.28%	0.26%		0.30%	0.43%	0.31%	0.21%	0.43%	0.21%
2000M12	0.66%	0.26%	0.24%		0.27%	0.43%	0.29%	0.29%	0.39%	0.29%
2001M01	0.60%	0.37%	0.33%		0.25%	0.51%	0.28%	0.25%	0.42%	0.25%
2001M02	0.53%	0.77%	0.40%		0.24%	0.46%	0.35%	0.22%	0.50%	0.23%
2001M03	0.50%	0.47%	0.34%		0.29%	0.43%	0.45%	0.33%	0.45%	0.34%
2001M04	0.44%	0.45%	0.31%		0.33%	0.39%	0.41%	0.36%	0.40%	0.37%
2001M05	0.43%	0.36%	0.34%		0.32%	0.36%	0.38%	0.36%	0.38%	0.36%
2001M06	0.39%	0.31%	0.35%		0.29%	0.42%	0.35%	0.31%	0.36%	0.31%
2001M07	0.36%	0.28%	0.32%		0.28%	0.39%	0.36%	0.28%	0.41%	0.29%
2001M08	0.70%	0.31%	0.29%		0.25%	0.36%	0.53%	0.25%	0.40%	0.26%
2001M09	0.66%	0.29%	0.27%		0.25%	0.37%	0.54%	0.29%	0.37%	0.30%
2001M10	0.58%	0.27%	0.31%		0.27%	0.38%	0.49%	0.36%	0.50%	0.37%
2001M11	0.51%	0.26%	0.28%		0.30%	0.37%	0.48%	0.31%	0.44%	0.32%
2001M12	0.54%	0.28%	0.25%		0.28%	0.34%	0.44%	0.32%	0.44%	0.32%
2002M01	0.53%	0.26%	0.24%		0.26%	0.37%	0.41%	0.28%	0.39%	0.28%
2002M02	0.47%	0.29%	0.23%		0.26%	0.37%	0.39%	0.25%	0.40%	0.25%
2002M03	0.45%	0.27%	0.21%		0.27%	0.35%	0.35%	0.23%	0.37%	0.23%
2002M04	0.42%	0.26%	0.23%		0.26%	0.37%	0.33%	0.21%	0.46%	0.21%
2002M05	0.37%	0.30%	0.22%		0.40%	0.34%	0.31%	0.25%	0.41%	0.25%
2002M06	0.34%	0.34%	0.21%		0.36%	0.33%	0.29%	0.22%	0.48%	0.23%
2002M07	0.31%	0.30%	0.20%		0.34%	0.31%	0.28%	0.28%	0.50%	0.29%
2002M08	0.40%	0.27%	0.19%		0.36%	0.44%	0.27%	0.35%	0.69%	0.36%
2002M09	0.36%	0.27%	0.18%		0.34%	0.41%	0.27%	0.30%	0.61%	0.31%
2002M10	0.32%	0.32%	0.19%		0.30%	0.39%	0.26%	0.45%	0.76%	0.46%
2002M11	0.29%	0.33%	0.19%		0.29%	0.36%	0.24%	0.45%	0.68%	0.45%
2002M12	0.26%	0.29%	0.48%		0.26%	0.34%	0.22%	0.40%	0.60%	0.41%
2003M01	0.25%	0.27%	0.43%		0.25%	0.33%	0.21%	0.41%	0.53%	0.42%
2003M02	0.26%	0.26%	0.38%		0.24%	0.38%	0.20%	0.38%	0.49%	0.38%
2003M03	0.26%	0.25%	0.39%		0.23%	0.39%	0.20%	0.33%	0.47%	0.34%
2003M04	0.24%	0.26%	0.33%		0.21%	0.36%	0.20%	0.29%	0.43%	0.29%
2003M05	0.26%	0.29%	0.31%		0.32%	0.33%	0.19%	0.31%	0.44%	0.31%
2003M06	0.32%	0.28%	0.33%		0.33%	0.32%	0.23%	0.29%	0.48%	0.29%
2003M07	0.29%	0.26%	0.30%		0.30%	0.30%	0.23%	0.25%	0.42%	0.25%
2003M08	0.27%	0.27%	0.29%		0.27%	0.29%	0.21%	0.22%	0.44%	0.22%
2003M09	0.25%	0.27%	0.26%		0.25%	0.31%	0.20%	0.19%	0.39%	0.19%
2003M10	0.23%	0.26%	0.23%		0.23%	0.30%	0.18%	0.18%	0.35%	0.18%
2003M11	0.22%	0.29%	0.21%		0.22%	0.28%	0.19%	0.18%	0.31%	0.19%
2003M12	0.20%	0.27%	0.22%		0.22%	0.27%	0.18%	0.16%	0.28%	0.16%
2004M01	0.19%	0.26%	0.20%		0.22%	0.26%	0.17%	0.17%	0.29%	0.17%
2004M02	0.20%	0.26%	0.19%		0.21%	0.27%	0.18%	0.15%	0.26%	0.15%
2004M03	0.20%	0.25%	0.19%		0.20%	0.26%	0.18%	0.14%	0.23%	0.14%
2004M04	0.20%	0.27%	0.19%		0.20%	0.25%	0.17%	0.13%	0.20%	0.13%
2004M05	0.21%	0.26%	0.22%		0.19%	0.26%	0.24%	0.13%	0.20%	0.13%
2004M06	0.19%	0.26%	0.21%		0.18%	0.25%	0.23%	0.12%	0.18%	0.12%
2004M07	0.18%	0.32%	0.21%		0.21%	0.28%	0.21%	0.11%	0.17%	0.11%
2004M08	0.18%	0.30%	0.21%		0.20%	0.27%	0.20%	0.12%	0.15%	0.12%
2004M09	0.17%	0.27%	0.22%		0.20%	0.26%	0.23%	0.11%	0.15%	0.11%
2004M10	0.16%	0.26%	0.21%		0.23%	0.25%	0.22%	0.11%	0.13%	0.10%
2004M11	0.15%	0.26%	0.19%		0.22%	0.25%	0.21%	0.10%	0.14%	0.10%
2004M12	0.17%	0.30%	0.23%		0.28%	0.26%	0.23%	0.11%	0.14%	0.11%
2005M01	0.16%	0.27%	0.21%		0.26%	0.25%	0.22%	0.11%	0.13%	0.11%
2005M02	0.16%	0.26%	0.20%		0.24%	0.25%	0.21%	0.12%	0.12%	0.11%

2005M03	0.15%	0.26%	0.24%		0.25%	0.24%	0.21%	0.11%	0.11%	0.11%
2005M04	0.15%	0.26%	0.22%		0.23%	0.25%	0.23%	0.11%	0.10%	0.11%
2005M05	0.15%	0.26%	0.21%		0.24%	0.25%	0.26%	0.11%	0.10%	0.11%
2005M06	0.22%	0.27%	0.19%		0.24%	0.25%	0.31%	0.11%	0.10%	0.11%
2005M07	0.20%	0.36%	0.21%		0.29%	0.24%	0.33%	0.10%	0.12%	0.10%
2005M08	0.19%	0.32%	0.20%		0.29%	0.25%	0.31%	0.11%	0.11%	0.11%
2005M09	0.18%	0.28%	0.22%		0.27%	0.25%	0.28%	0.11%	0.10%	0.10%
2005M10	0.20%	0.28%	0.21%		0.25%	0.25%	0.26%	0.10%	0.11%	0.10%
2005M11	0.25%	0.36%	0.25%		0.26%	0.24%	0.31%	0.10%	0.15%	0.10%
2005M12	0.23%	0.31%	0.23%		0.24%	0.24%	0.29%	0.11%	0.14%	0.10%
2006M01	0.21%	0.28%	0.21%		0.23%	0.24%	0.27%	0.10%	0.12%	0.10%
2006M02	0.20%	0.38%	0.22%		0.21%	0.25%	0.36%	0.10%	0.12%	0.10%
2006M03	0.18%	0.31%	0.23%		0.22%	0.25%	0.34%	0.09%	0.11%	0.09%
2006M04	0.17%	0.28%	0.22%		0.23%	0.25%	0.32%	0.09%	0.13%	0.09%
2006M05	0.16%	0.28%	0.21%		0.23%	0.25%	0.29%	0.09%	0.12%	0.08%
2006M06	0.16%	0.26%	0.19%		0.21%	0.26%	0.27%	0.10%	0.11%	0.10%
2006M07	0.16%	0.29%	0.22%		0.21%	0.30%	0.26%	0.09%	0.10%	0.09%
2006M08	0.16%	0.33%	0.21%		0.26%	0.30%	0.25%	0.09%	0.12%	0.09%
2006M09	0.15%	0.29%	0.20%		0.25%	0.29%	0.24%	0.09%	0.11%	0.09%
2006M10	0.14%	0.27%	0.19%		0.25%	0.28%	0.22%	0.09%	0.11%	0.09%
2006M11	0.19%	0.30%	0.22%		0.24%	0.31%	0.31%	0.09%	0.13%	0.09%
2006M12	0.23%	0.27%	0.20%		0.28%	0.31%	0.29%	0.09%	0.12%	0.09%
2007M01	0.22%	0.34%	0.19%		0.26%	0.30%	0.28%	0.09%	0.11%	0.08%
2007M02	0.21%	0.34%	0.20%		0.24%	0.28%	0.32%	0.09%	0.10%	0.08%
2007M03	0.20%	0.34%	0.27%		0.24%	0.30%	0.31%	0.09%	0.11%	0.09%
2007M04	0.19%	0.29%	0.25%		0.34%	0.30%	0.29%	0.09%	0.12%	0.08%
2007M05	0.17%	0.35%	0.39%		0.31%	0.30%	0.26%	0.10%	0.12%	0.10%
2007M06	0.17%	0.29%	0.34%		0.29%	0.28%	0.25%	0.11%	0.11%	0.10%
2007M07	0.23%	0.37%	0.38%		0.36%	0.40%	0.23%	0.11%	0.14%	0.10%
2007M08	0.27%	0.47%	0.46%		0.40%	0.45%	0.28%	0.12%	0.15%	0.11%
2007M09	0.25%	0.36%	0.53%		0.36%	0.45%	0.35%	0.11%	0.14%	0.11%
2007M10	0.23%	0.30%	0.45%		0.33%	0.42%	0.32%	0.11%	0.13%	0.11%
2007M11	0.21%	0.28%	0.41%		0.36%	0.40%	0.34%	0.11%	0.16%	0.10%
2007M12	0.24%	0.27%	0.36%		0.33%	0.38%	0.31%	0.13%	0.15%	0.13%
2008M01	0.26%	0.26%	0.31%		0.30%	0.35%	0.29%	0.12%	0.13%	0.12%
2008M02	0.24%	0.36%	0.28%		0.29%	0.35%	0.27%	0.17%	0.18%	0.17%
2008M03	0.31%	0.32%	0.43%		0.28%	0.43%	0.25%	0.18%	0.20%	0.18%
2008M04	0.29%	0.28%	0.37%		0.26%	0.45%	0.25%	0.16%	0.18%	0.16%
2008M05	0.32%	0.27%	0.34%		0.25%	0.41%	0.26%	0.16%	0.19%	0.16%
2008M06	0.29%	0.29%	0.29%		0.25%	0.44%	0.27%	0.15%	0.17%	0.15%
2008M07	0.26%	0.28%	0.26%		0.24%	0.43%	0.25%	0.24%	0.16%	0.24%
2008M08	0.27%	0.29%	0.24%		0.23%	0.40%	0.25%	0.22%	0.20%	0.22%
2008M09	0.26%	0.32%	0.28%		0.24%	0.39%	0.26%	0.19%	0.18%	0.19%
2008M10	0.26%	0.28%	0.29%		0.23%	0.36%	0.30%	0.29%	0.33%	0.30%
2008M11	0.34%	0.28%	0.26%		0.24%	0.53%	0.33%	0.67%	0.47%	0.68%
2008M12	0.31%	0.36%	0.25%		0.45%	0.47%	0.30%	0.68%	0.42%	0.69%
2009M01	0.32%	0.31%	0.41%		0.40%	0.44%	0.39%	0.57%	0.38%	0.58%
2009M02	0.30%	0.28%	0.36%		0.41%	0.40%	0.37%	0.62%	0.33%	0.64%
2009M03	0.39%	0.63%	0.35%		0.39%	0.90%	0.51%	0.74%	0.50%	0.75%
2009M04	0.37%	0.44%	0.34%		0.35%	0.82%	0.47%	0.67%	0.44%	0.68%
2009M05	0.37%	0.37%	0.34%		0.32%	0.74%	0.56%	0.63%	0.39%	0.64%
2009M06	0.34%	0.30%	0.30%		0.31%	0.66%	0.63%	0.54%	0.35%	0.55%
2009M07	0.31%	0.53%	0.28%		0.31%	0.61%	0.62%	0.46%	0.33%	0.47%

2009M08	0.34%	0.38%	0.25%		0.31%	0.60%	0.56%	0.43%	0.30%	0.45%
2009M09	0.31%	0.38%	0.28%		0.33%	0.53%	0.52%	0.37%	0.27%	0.38%
2009M10	0.28%	0.31%	0.25%		0.30%	0.49%	0.48%	0.33%	0.24%	0.34%
2009M11	0.26%	0.31%	0.23%		0.28%	0.45%	0.46%	0.29%	0.23%	0.30%
2009M12	0.24%	0.28%	0.21%		0.26%	0.43%	0.42%	0.28%	0.22%	0.29%
2010M01	0.26%	0.34%	0.22%		0.28%	0.45%	0.45%	0.25%	0.22%	0.25%
2010M02	0.29%	0.31%	0.22%		0.26%	0.42%	0.44%	0.24%	0.23%	0.25%
2010M03	0.26%	0.28%	0.20%		0.25%	0.40%	0.40%	0.22%	0.21%	0.22%
2010M04	0.25%	0.28%	0.22%		0.26%	0.38%	0.37%	0.22%	0.20%	0.23%
2010M05	0.24%	0.27%	0.21%		0.30%	0.36%	0.34%	0.19%	0.18%	0.20%
2010M06	0.29%	0.36%	0.27%		0.28%	0.35%	0.33%	0.27%	0.21%	0.28%
2010M07	0.26%	0.30%	0.25%		0.26%	0.33%	0.30%	0.29%	0.19%	0.29%
2010M08	0.28%	0.32%	0.33%		0.32%	0.37%	0.30%	0.29%	0.22%	0.30%
2010M09	0.26%	0.29%	0.32%		0.29%	0.35%	0.30%	0.30%	0.20%	0.30%
2010M10	0.24%	0.33%	0.30%		0.29%	0.36%	0.29%	0.33%	0.18%	0.33%
2010M11	0.22%	0.29%	0.28%		0.27%	0.34%	0.27%	0.29%	0.17%	0.30%
2010M12	0.21%	0.33%	0.25%		0.25%	0.32%	0.25%	0.26%	0.17%	0.26%
2011M01	0.20%	0.29%	0.27%		0.24%	0.32%	0.24%	0.26%	0.16%	0.26%
2011M02	0.20%	0.29%	0.26%		0.23%	0.30%	0.24%	0.23%	0.14%	0.23%
2011M03	0.21%	0.27%	0.26%		0.24%	0.30%	0.22%	0.21%	0.13%	0.21%
2011M04	0.19%	0.27%	0.24%		0.23%	0.29%	0.21%	0.18%	0.12%	0.18%
2011M05	0.18%	0.26%	0.22%		0.22%	0.28%	0.19%	0.17%	0.12%	0.17%
2011M06	0.19%	0.30%	0.21%		0.22%	0.27%	0.18%	0.16%	0.11%	0.16%
2011M07	0.18%	0.29%	0.20%		0.21%	0.26%	0.17%	0.15%	0.10%	0.15%
2011M08	0.16%	0.29%	0.19%		0.27%	0.27%	0.17%	0.14%	0.10%	0.14%
2011M09	0.16%	0.37%	0.18%		0.25%	0.26%	0.19%	0.18%	0.09%	0.18%
2011M10	0.16%	0.50%	0.18%		0.25%	0.26%	0.18%	0.24%	0.09%	0.24%
2011M11	0.18%	0.53%	0.22%		0.41%	0.32%	0.18%	0.33%	0.09%	0.34%
2011M12	0.17%	0.37%	0.21%		0.37%	0.31%	0.17%	0.29%	0.09%	0.29%
2012M01	0.17%	0.33%	0.19%		0.33%	0.31%	0.16%	0.25%	0.09%	0.25%
2012M02	0.17%	0.32%	0.18%		0.32%	0.30%	0.15%	0.23%	0.10%	0.23%
2012M03	0.19%	0.30%	0.20%		0.33%	0.29%	0.15%	0.22%	0.09%	0.22%
2012M04	0.18%	0.31%	0.19%		0.31%	0.27%	0.16%	0.20%	0.09%	0.20%
2012M05	0.18%	0.31%	0.18%		0.29%	0.27%	0.15%	0.18%	0.08%	0.18%
2012M06	0.17%	0.30%	0.17%		0.27%	0.26%	0.15%	0.22%	0.08%	0.22%
2012M07	0.19%	0.31%	0.17%		0.28%	0.26%	0.17%	0.20%	0.09%	0.21%
2012M08	0.18%	0.31%	0.17%		0.27%	0.26%	0.18%	0.18%	0.09%	0.18%
2012M09	0.17%	0.30%	0.17%		0.27%	0.26%	0.17%	0.16%	0.11%	0.16%
2012M10	0.17%	0.29%	0.16%		0.28%	0.26%	0.16%	0.15%	0.10%	0.15%
2012M11	0.16%	0.29%	0.19%		0.29%	0.26%	0.16%	0.14%	0.09%	0.14%
2012M12	0.15%	0.45%	0.23%		0.26%	0.26%	0.16%	0.13%	0.12%	0.13%
2013M01	0.15%	0.35%	0.21%		0.24%	0.25%	0.17%	0.12%	0.11%	0.12%
2013M02	0.18%	0.35%	0.21%		0.29%	0.27%	0.17%	0.14%	0.11%	0.14%
2013M03	0.17%	0.34%	0.19%		0.26%	0.26%	0.16%	0.13%	0.11%	0.12%
2013M04	0.30%	0.29%	0.20%		0.24%	0.27%	0.18%	0.13%	0.13%	0.13%
2013M05	0.28%	0.31%	0.19%		0.35%	0.29%	0.24%	0.12%	0.15%	0.12%
2013M06	0.28%	0.32%	0.21%		0.36%	0.32%	0.22%	0.11%	0.23%	0.11%
2013M07	0.27%	0.43%	0.19%		0.32%	0.30%	0.22%	0.11%	0.21%	0.11%
2013M08	0.29%	0.41%	0.20%		0.33%	0.31%	0.20%	0.13%	0.20%	0.13%
2013M09	0.35%	0.37%	0.25%		0.34%	0.33%	0.20%	0.13%	0.21%	0.13%
2013M10	0.34%	0.31%	0.23%		0.31%	0.34%	0.19%	0.13%	0.19%	0.13%
2013M11	0.31%	0.30%	0.23%		0.28%	0.37%	0.19%	0.14%	0.18%	0.14%
2013M12	0.28%	0.28%	0.22%		0.29%	0.35%	0.18%	0.13%	0.17%	0.13%

2014M01	0.25%	0.27%	0.20%		0.27%	0.35%	0.17%	0.13%	0.15%	0.12%
2014M02	0.26%	0.27%	0.20%	0.17%	0.28%	0.34%	0.16%	0.14%	0.14%	0.13%
2014M03	0.25%	0.27%	0.19%	0.18%	0.31%	0.32%	0.15%	0.14%	0.14%	0.14%
2014M04	0.23%	0.50%	0.19%	0.20%	0.28%	0.31%	0.15%	0.13%	0.14%	0.13%
2014M05	0.28%	0.36%	0.18%	0.20%	0.26%	0.29%	0.14%	0.12%	0.14%	0.12%
2014M06	0.25%	0.49%	0.17%	0.20%	0.24%	0.30%	0.14%	0.11%	0.13%	0.11%
2014M07	0.27%	0.37%	0.18%	0.21%	0.26%	0.29%	0.15%	0.11%	0.13%	0.11%
2014M08	0.36%	0.58%	0.25%	0.23%	0.41%	0.32%	0.15%	0.11%	0.18%	0.10%
2014M09	0.34%	0.39%	0.25%	0.23%	0.42%	0.33%	0.17%	0.11%	0.18%	0.11%
2014M10	0.35%	0.33%	0.30%	0.30%	0.45%	0.36%	0.19%	0.11%	0.17%	0.11%
2014M11	0.43%	0.74%	0.43%	0.36%	0.48%	0.65%	0.25%	0.11%	0.21%	0.10%
2014M12	0.38%	0.47%	0.37%	0.33%	0.44%	0.58%	0.23%	0.11%	0.19%	0.10%
2015M01	0.35%	0.40%	0.38%	0.32%	0.40%	0.54%	0.24%	0.10%	0.18%	0.10%
2015M02	0.31%	0.34%	0.32%	0.32%	0.36%	0.49%	0.22%	0.11%	0.17%	0.11%
2015M03	0.33%	0.30%	0.33%	0.33%	0.33%	0.49%	0.22%	0.14%	0.20%	0.13%
2015M04	0.31%	0.27%	0.29%	0.31%	0.32%	0.44%	0.21%	0.13%	0.18%	0.13%
2015M05	0.29%	0.27%	0.26%	0.30%	0.30%	0.44%	0.19%	0.12%	0.17%	0.12%
2015M06	0.26%	0.27%	0.26%	0.30%	3.29%	0.40%	0.19%	0.11%	0.15%	0.11%
2015M07	0.28%	0.41%	0.29%	0.30%	2.84%	0.38%	0.18%	0.11%	0.18%	0.11%
2015M08	0.30%	0.35%	0.27%	0.30%	2.39%	0.37%	0.18%	0.11%	0.19%	0.10%
2015M09	0.27%	0.31%	0.24%	0.30%	2.00%	0.35%	0.17%	0.16%	0.19%	0.15%
2015M10	0.28%	0.36%	0.23%	0.29%	1.66%	0.35%	0.17%	0.15%	0.18%	0.15%
2015M11	0.31%	0.34%	0.24%	0.31%	1.39%	0.35%	0.21%	0.21%	0.16%	0.21%
2015M12	0.28%	0.36%	0.22%	0.29%	1.45%	0.39%	0.20%	0.19%	0.15%	0.19%
2016M01	0.26%	0.48%	0.22%	0.27%	1.21%	0.37%	0.19%	0.17%	0.14%	0.17%
2016M02	0.32%	0.41%	0.21%	0.36%	1.03%	0.37%	0.22%	0.20%	0.15%	0.20%
2016M03	0.29%	0.33%	0.22%	0.33%	0.86%	0.36%	0.21%	0.18%	0.14%	0.18%
2016M04	0.30%	0.34%	0.27%	0.31%	0.88%	0.38%	0.21%	0.20%	0.19%	0.20%
2016M05	0.28%	0.31%	0.26%	0.32%	0.76%	0.36%	0.23%	0.18%	0.18%	0.18%
2016M06	0.26%	0.28%	0.28%	0.29%	0.65%	0.37%	0.21%	0.16%	0.16%	0.16%
2016M07	0.36%	0.45%	0.64%	0.39%	0.66%	0.49%	0.33%	0.14%	0.20%	0.14%
2016M08	0.33%	0.38%	0.53%	0.37%	0.56%	0.45%	0.31%	0.14%	0.18%	0.14%
2016M09	0.37%	0.53%	0.54%	0.37%	0.56%	0.50%	0.33%	0.13%	0.21%	0.13%
2016M10	0.33%	0.39%	0.45%	0.34%	0.48%	0.45%	0.31%	0.12%	0.18%	0.12%
2016M11	0.29%	0.32%	0.39%	0.31%	0.42%	0.42%	0.29%	0.12%	0.17%	0.12%
2016M12	0.29%	0.28%	0.35%	0.30%	0.50%	0.39%	0.27%	0.12%	0.19%	0.12%
2017M01	0.27%	0.28%	0.32%	0.30%	0.44%	0.36%	0.25%	0.11%	0.19%	0.11%
2017M02	0.25%	0.32%	0.28%	0.28%	0.40%	0.36%	0.23%	0.11%	0.17%	0.11%
2017M03	0.24%	0.31%	0.25%	0.27%	0.38%	0.36%	0.21%	0.12%	0.18%	0.11%
2017M04	0.22%	0.28%	0.24%	0.26%	0.34%	0.35%	0.20%	0.11%	0.17%	0.10%
2017M05	0.20%	0.26%	0.22%	0.25%	0.33%	0.33%	0.19%	0.10%	0.15%	0.10%
2017M06	0.20%	0.28%	0.21%	0.24%	0.31%	0.33%	0.19%	0.10%	0.15%	0.09%
2017M07	0.18%	0.32%	0.20%	0.24%	0.33%	0.38%	0.17%	0.09%	0.15%	0.09%
2017M08	0.19%	0.34%	0.23%	0.24%	0.30%	0.42%	0.18%	0.09%	0.14%	0.09%
2017M09	0.18%	0.30%	0.23%	0.24%	0.30%	0.39%	0.19%	0.09%	0.13%	0.08%
2017M10	0.20%	0.30%	0.23%	0.24%	0.29%	0.37%	0.18%	0.09%	0.13%	0.08%
2017M11	0.20%	0.32%	0.22%	0.24%	0.27%	0.37%	0.20%	0.09%	0.13%	0.08%
2017M12	0.22%	0.28%	0.22%	0.24%	0.25%	0.36%	0.20%	0.09%	0.13%	0.09%
2018M01	0.26%	0.47%	0.46%	0.29%	0.30%	0.38%	0.25%	0.09%	0.16%	0.08%
2018M02	0.26%	0.39%	0.41%	0.29%	0.32%	0.43%	0.37%	0.12%	0.16%	0.12%
2018M03	0.25%	0.32%	0.48%	0.37%	0.45%	0.49%	0.34%	0.13%	0.17%	0.13%
2018M04	0.24%	0.33%	0.52%	0.34%	0.46%	0.45%	0.36%	0.13%	0.16%	0.13%
2018M05	0.23%	0.30%	0.48%	0.32%	0.49%	0.45%	0.33%	0.12%	0.15%	0.12%

	Market Return	S&P Return	Ibbot LT RF	Aaa Corp	Aa Corp	Avg Aaa and Aa Corp	Aa PU	A PU	RPMKT	RPAAAAA	RPSPAA
Jan-26	0.0000%		0.3100%								
Feb-26	-3.8500%		0.2800%						-4.1300%		
Mar-26	-5.7500%		0.3200%						-6.0700%		
Apr-26	2.5300%		0.3000%						2.2300%		
May-26	1.7900%		0.2800%						1.5100%		
Jun-26	4.5700%		0.3300%						4.2400%		
Jul-26	4.7900%		0.3100%						4.4800%		
Aug-26	2.4800%		0.3100%						2.1700%		
Sep-26	2.5200%		0.3000%						2.2200%		
Oct-26	-2.8400%		0.3000%						-3.1400%		
Nov-26	3.4700%		0.3100%						3.1600%		
Dec-26	1.9600%		0.3000%						1.6600%		
Jan-27	-1.9300%		0.3000%						-2.2300%		
Feb-27	5.3700%		0.2700%						5.1000%		
Mar-27	0.8700%		0.2900%						0.5800%		
Apr-27	2.0100%		0.2700%						1.7400%		
May-27	6.0700%		0.2800%						5.7900%		
Jun-27	-0.6700%		0.2700%						-0.9400%		
Jul-27	6.7000%		0.2700%						6.4300%		
Aug-27	5.1500%		0.2900%						4.8600%		
Sep-27	4.5000%		0.2700%						4.2300%		
Oct-27	-5.0200%		0.2800%						-5.3000%		
Nov-27	7.2100%		0.2700%						6.9400%		
Dec-27	2.7900%		0.2700%						2.5200%		
Jan-28	-0.4000%	3.7500%	0.2700%	0.3717%	0.3842%	0.3779%	0.3842%	0.4042%	-0.6700%	-0.7779%	3.3658%
Feb-28	-1.2500%	-0.8000%	0.2500%	0.3717%	0.3842%	0.3779%	0.3825%	0.4042%	-1.5000%	-1.6279%	-1.1825%
Mar-28	11.0100%	7.2300%	0.2700%	0.3717%	0.3825%	0.3771%	0.3808%	0.4017%	10.7400%	10.6329%	6.8492%
Apr-28	3.4500%	9.8600%	0.2600%	0.3717%	0.3833%	0.3775%	0.3808%	0.4017%	3.1900%	3.0725%	9.4792%
May-28	1.9700%	2.0800%	0.2700%	0.3742%	0.3867%	0.3804%	0.3833%	0.4058%	1.7000%	1.5896%	1.6967%
Jun-28	-3.8500%	-4.0100%	0.2700%	0.3808%	0.3958%	0.3883%	0.3917%	0.4158%	-4.1200%	-4.2383%	-4.4017%
Jul-28	1.4100%	-0.7600%	0.2700%	0.3842%	0.3992%	0.3917%	0.3925%	0.4200%	1.1400%	1.0183%	-1.1525%
Aug-28	8.0300%	6.8200%	0.2900%	0.3867%	0.4017%	0.3942%	0.3983%	0.4233%	7.7400%	7.6358%	6.4217%
Sep-28	2.5900%	2.8700%	0.2700%	0.3842%	0.3992%	0.3917%	0.3975%	0.4208%	2.3200%	2.1983%	2.4725%
Oct-28	1.6800%	-0.9200%	0.3000%	0.3842%	0.3983%	0.3913%	0.3958%	0.4158%	1.3800%	1.2888%	-1.3158%
Nov-28	12.9200%	21.4700%	0.2700%	0.3817%	0.3933%	0.3875%	0.3933%	0.4150%	12.6500%	12.5325%	21.0767%
Dec-28	0.4900%	1.0000%	0.2900%	0.3842%	0.3975%	0.3908%	0.3958%	0.4208%	0.2000%	0.0992%	0.6042%
Jan-29	5.8300%	13.2500%	0.2900%	0.3850%	0.3992%	0.3921%	0.3958%	0.4208%	5.5400%	5.4379%	12.8542%
Feb-29	-0.1900%	-2.3200%	0.2700%	0.3883%	0.4050%	0.3967%	0.4008%	0.4250%	-0.4600%	-0.5867%	-2.7208%
Mar-29	-0.1200%	-1.1000%	0.2800%	0.3917%	0.4100%	0.4008%	0.4075%	0.4283%	-0.4000%	-0.5208%	-1.5075%
Apr-29	1.7600%	3.4700%	0.3400%	0.3908%	0.4092%	0.4000%	0.4067%	0.4283%	1.4200%	1.3600%	3.0633%
May-29	-3.6200%	4.7000%	0.3000%	0.3917%	0.4092%	0.4004%	0.4083%	0.4283%	-3.9200%	-4.0204%	4.2917%
Jun-29	11.4000%	21.7800%	0.2900%	0.3975%	0.4150%	0.4063%	0.4083%	0.4358%	11.1100%	10.9938%	21.3717%
Jul-29	4.7100%	9.0500%	0.3200%	0.3975%	0.4142%	0.4058%	0.4092%	0.4367%	4.3900%	4.3042%	8.6408%

	Market Return	S&P Return	Ibbot LT RF	Aaa Corp	Aa Corp	Avg Aaa and Aa Corp			RPMKT	RPAAAAA	RPSPAA
						Aa PU	A PU				
Aug-29	10.2800%	10.3300%	0.3000%	0.3992%	0.4158%	0.4075%	0.4142%	0.4417%	9.9800%	9.8725%	9.9158%
Sep-29	-4.7600%	0.0400%	0.3200%	0.4000%	0.4175%	0.4088%	0.4183%	0.4483%	-5.0800%	-5.1688%	-0.3783%
Oct-29	-19.7300%	-30.2200%	0.3100%	0.3975%	0.4175%	0.4075%	0.4208%	0.4450%	-20.0400%	-20.1375%	-30.6408%
Nov-29	-12.4600%	-14.2400%	0.2600%	0.3967%	0.4117%	0.4042%	0.4133%	0.4408%	-12.7200%	-12.8642%	-14.6533%
Dec-29	2.8200%	6.8000%	0.3100%	0.3892%	0.4033%	0.3963%	0.4058%	0.4358%	2.5100%	2.4238%	6.3942%
Jan-30	6.3900%	7.4000%	0.2900%	0.3883%	0.4050%	0.3967%	0.4075%	0.4383%	6.1000%	5.9933%	6.9925%
Feb-30	2.5900%	8.8500%	0.2600%	0.3908%	0.4075%	0.3992%	0.4108%	0.4408%	2.3300%	2.1908%	8.4392%
Mar-30	8.1200%	8.9100%	0.2900%	0.3850%	0.4000%	0.3925%	0.4025%	0.4317%	7.8300%	7.7275%	8.5075%
Apr-30	-0.8000%	3.4100%	0.2700%	0.3833%	0.3983%	0.3908%	0.3992%	0.4292%	-1.0700%	-1.1908%	3.0108%
May-30	-0.9600%	-2.3600%	0.2700%	0.3833%	0.3975%	0.3904%	0.3975%	0.4200%	-1.2300%	-1.3504%	-2.7575%
Jun-30	-16.2500%	-19.0300%	0.2900%	0.3808%	0.3967%	0.3888%	0.3967%	0.4175%	-16.5400%	-16.6388%	-19.4267%
Jul-30	3.8600%	1.7600%	0.2800%	0.3767%	0.3950%	0.3858%	0.3942%	0.4158%	3.5800%	3.4742%	1.3658%
Aug-30	1.4100%	0.7600%	0.2600%	0.3725%	0.3900%	0.3813%	0.3892%	0.4125%	1.1500%	1.0288%	0.3708%
Sep-30	-12.8200%	-11.0800%	0.2900%	0.3683%	0.3875%	0.3779%	0.3850%	0.4050%	-13.1100%	-13.1979%	-11.4650%
Oct-30	-8.5500%	-8.1800%	0.2700%	0.3683%	0.3892%	0.3788%	0.3858%	0.4067%	-8.8200%	-8.9288%	-8.5658%
Nov-30	-0.8900%	-7.3000%	0.2600%	0.3725%	0.3958%	0.3842%	0.3900%	0.4133%	-1.1500%	-1.2742%	-7.6900%
Dec-30	-7.0600%	-3.3900%	0.2800%	0.3767%	0.4042%	0.3904%	0.3950%	0.4258%	-7.3400%	-7.4504%	-3.7850%
Jan-31	5.0200%	5.4000%	0.2800%	0.3683%	0.3917%	0.3800%	0.3867%	0.4175%	4.7400%	4.6400%	5.0133%
Feb-31	11.9300%	15.2400%	0.2600%	0.3692%	0.3917%	0.3804%	0.3867%	0.4175%	11.6700%	11.5496%	14.8533%
Mar-31	-6.7500%	-2.3900%	0.2900%	0.3658%	0.3892%	0.3775%	0.3808%	0.4150%	-7.0400%	-7.1275%	-2.7708%
Apr-31	-9.3500%	-10.5400%	0.2700%	0.3667%	0.3967%	0.3817%	0.3783%	0.4050%	-9.6200%	-9.7317%	-10.9183%
May-31	-12.7900%	-10.2900%	0.2600%	0.3642%	0.3967%	0.3804%	0.3725%	0.4033%	-13.0500%	-13.1704%	-10.6625%
Jun-31	14.2100%	13.7300%	0.2800%	0.3633%	0.4008%	0.3821%	0.3733%	0.4058%	13.9300%	13.8279%	13.3567%
Jul-31	-7.2200%	-6.2200%	0.2700%	0.3633%	0.4008%	0.3821%	0.3733%	0.4025%	-7.4900%	-7.6021%	-6.5933%
Aug-31	1.8200%	2.5600%	0.2700%	0.3667%	0.4042%	0.3854%	0.3717%	0.4008%	1.5500%	1.4346%	2.1883%
Sep-31	-29.7300%	-31.4900%	0.2700%	0.3792%	0.4233%	0.4013%	0.3817%	0.4208%	-30.0000%	-30.1313%	-31.8717%
Oct-31	8.9600%	9.9000%	0.2900%	0.4158%	0.4642%	0.4400%	0.4158%	0.4617%	8.6700%	8.5200%	9.4842%
Nov-31	-7.9800%	-6.1400%	0.3100%	0.4117%	0.4675%	0.4396%	0.4142%	0.4592%	-8.2900%	-8.4196%	-6.5542%
Dec-31	-14.0000%	-12.8300%	0.3200%	0.4433%	0.5217%	0.4825%	0.4467%	0.5200%	-14.3200%	-14.4825%	-13.2767%
Jan-32	-2.7100%	-2.0000%	0.3200%	0.4333%	0.5067%	0.4700%	0.4617%	0.5142%	-3.0300%	-3.1800%	-2.4617%
Feb-32	5.7000%	7.9900%	0.3200%	0.4358%	0.5108%	0.4733%	0.4742%	0.5342%	5.3800%	5.2267%	7.5158%
Mar-32	-11.5800%	-10.5800%	0.3100%	0.4150%	0.4875%	0.4513%	0.4467%	0.5050%	-11.8900%	-12.0313%	-11.0267%
Apr-32	-19.9700%	-15.3500%	0.3000%	0.4308%	0.5092%	0.4700%	0.4600%	0.5692%	-20.2700%	-20.4400%	-15.8100%
May-32	-21.9600%	-28.0600%	0.2800%	0.4467%	0.5317%	0.4892%	0.4692%	0.6133%	-22.2400%	-22.4492%	-28.5292%
Jun-32	-0.2200%	0.9000%	0.2800%	0.4508%	0.5500%	0.5004%	0.4767%	0.6308%	-0.5000%	-0.7204%	0.4233%
Jul-32	38.1500%	33.1800%	0.2800%	0.4383%	0.5425%	0.4904%	0.4750%	0.6067%	37.8700%	37.6596%	32.7050%
Aug-32	38.6900%	40.3000%	0.2800%	0.4092%	0.4858%	0.4475%	0.4392%	0.5292%	38.4100%	38.2425%	39.8608%
Sep-32	-3.4600%	-2.7000%	0.2600%	0.3917%	0.4617%	0.4267%	0.4158%	0.4925%	-3.7200%	-3.8867%	-3.1158%
Oct-32	-13.4900%	-10.4700%	0.2700%	0.3867%	0.4592%	0.4229%	0.4050%	0.4842%	-13.7600%	-13.9129%	-10.8750%
Nov-32	-4.1700%	-3.5400%	0.2600%	0.3858%	0.4642%	0.4250%	0.4033%	0.4900%	-4.4300%	-4.5950%	-3.9433%
Dec-32	5.6500%	8.9300%	0.2700%	0.3825%	0.4667%	0.4246%	0.3958%	0.4875%	5.3800%	5.2254%	8.5342%
Jan-33	0.8700%	-3.1100%	0.2700%	0.3700%	0.4417%	0.4058%	0.3842%	0.4492%	0.6000%	0.4642%	-3.4942%
Feb-33	-17.7200%	-19.8400%	0.2300%	0.3733%	0.4458%	0.4096%	0.3967%	0.4808%	-17.9500%	-18.1296%	-20.2367%
Mar-33	3.5300%	-10.8000%	0.2700%	0.3900%	0.4675%	0.4288%	0.4217%	0.5283%	3.2600%	3.1013%	-11.2217%
Apr-33	42.5600%	26.3500%	0.2500%	0.3983%	0.4842%	0.4413%	0.4375%	0.5742%	42.3100%	42.1188%	25.9125%

	Market Return	S&P Return	Ibbot LT RF	Aaa Corp	Aa Corp	Avg Aaa and Aa Corp			RPMKT	RPAAAAA	RPSPAA
						Aa PU	A PU				
May-33	16.8300%	17.3200%	0.2800%	0.3858%	0.4500%	0.4179%	0.4292%	0.5417%	16.5500%	16.4121%	16.8908%
Jun-33	13.3800%	14.2600%	0.2500%	0.3717%	0.4242%	0.3979%	0.4108%	0.5092%	13.1300%	12.9821%	13.8492%
Jul-33	-8.6200%	-12.0400%	0.2600%	0.3633%	0.4025%	0.3829%	0.3958%	0.4925%	-8.8800%	-9.0029%	-12.4358%
Aug-33	12.0600%	-0.5600%	0.2600%	0.3583%	0.3975%	0.3779%	0.3942%	0.4983%	11.8000%	11.6821%	-0.9542%
Sep-33	-11.1800%	-17.5900%	0.2500%	0.3633%	0.4133%	0.3883%	0.4142%	0.5300%	-11.4300%	-11.5683%	-18.0042%
Oct-33	-8.5500%	-7.1200%	0.2600%	0.3617%	0.4142%	0.3879%	0.4200%	0.5300%	-8.8100%	-8.9379%	-7.5400%
Nov-33	11.2700%	-1.8000%	0.2500%	0.3783%	0.4458%	0.4121%	0.4558%	0.5883%	11.0200%	10.8579%	-2.2558%
Dec-33	2.5300%	1.2600%	0.2800%	0.3750%	0.4392%	0.4071%	0.4558%	0.6017%	2.2500%	2.1229%	0.8042%
Jan-34	10.6900%	17.4600%	0.2900%	0.3625%	0.4167%	0.3896%	0.4408%	0.5467%	10.4000%	10.3004%	17.0192%
Feb-34	-3.2200%	-2.4200%	0.2400%	0.3500%	0.3917%	0.3708%	0.4067%	0.4817%	-3.4600%	-3.5908%	-2.8267%
Mar-34	0.0000%	-1.1100%	0.2700%	0.3442%	0.3792%	0.3617%	0.3942%	0.4717%	-0.2700%	-0.3617%	-1.5042%
Apr-34	-2.5100%	-3.5100%	0.2500%	0.3392%	0.3692%	0.3542%	0.3883%	0.4533%	-2.7600%	-2.8642%	-3.8983%
May-34	-7.3600%	-7.6500%	0.2500%	0.3342%	0.3642%	0.3492%	0.3833%	0.4492%	-7.6100%	-7.7092%	-8.0333%
Jun-34	2.2900%	4.7800%	0.2400%	0.3275%	0.3583%	0.3429%	0.3767%	0.4500%	2.0500%	1.9471%	4.4033%
Jul-34	-11.3200%	-16.0300%	0.2400%	0.3242%	0.3567%	0.3404%	0.3717%	0.4408%	-11.5600%	-11.6604%	-16.4017%
Aug-34	6.1100%	2.6900%	0.2400%	0.3275%	0.3617%	0.3446%	0.3792%	0.4525%	5.8700%	5.7654%	2.3108%
Sep-34	-0.3300%	0.9500%	0.2300%	0.3300%	0.3683%	0.3492%	0.3875%	0.4633%	-0.5600%	-0.6792%	0.5625%
Oct-34	-2.8600%	-6.6600%	0.2700%	0.3250%	0.3633%	0.3442%	0.3825%	0.4500%	-3.1300%	-3.2042%	-7.0425%
Nov-34	9.4200%	-0.4800%	0.2500%	0.3217%	0.3567%	0.3392%	0.3742%	0.4483%	9.1700%	9.0808%	-0.8542%
Dec-34	-0.1000%	-7.0100%	0.2500%	0.3175%	0.3558%	0.3367%	0.3733%	0.4467%	-0.3500%	-0.4367%	-7.3833%
Jan-35	-4.1100%	-2.3100%	0.2500%	0.3142%	0.3508%	0.3325%	0.3667%	0.4317%	-4.3600%	-4.4425%	-2.6767%
Feb-35	-3.4100%	-11.3600%	0.2100%	0.3075%	0.3442%	0.3258%	0.3550%	0.4133%	-3.6200%	-3.7358%	-11.7150%
Mar-35	-2.8600%	10.4300%	0.2200%	0.3058%	0.3425%	0.3242%	0.3492%	0.4067%	-3.0800%	-3.1842%	10.0808%
Apr-35	9.8000%	11.7800%	0.2300%	0.3050%	0.3400%	0.3225%	0.3425%	0.3992%	9.5700%	9.4775%	11.4375%
May-35	4.0900%	11.0600%	0.2300%	0.3042%	0.3358%	0.3200%	0.3375%	0.3842%	3.8600%	3.7700%	10.7225%
Jun-35	6.9900%	10.3600%	0.2200%	0.3008%	0.3325%	0.3167%	0.3333%	0.3775%	6.7700%	6.6733%	10.0267%
Jul-35	8.5000%	8.7000%	0.2400%	0.2967%	0.3242%	0.3104%	0.3275%	0.3683%	8.2600%	8.1896%	8.3725%
Aug-35	2.8000%	5.6300%	0.2300%	0.3000%	0.3225%	0.3113%	0.3275%	0.3700%	2.5700%	2.4888%	5.3025%
Sep-35	2.5600%	-1.2200%	0.2300%	0.2992%	0.3208%	0.3100%	0.3250%	0.3692%	2.3300%	2.2500%	-1.5450%
Oct-35	7.7700%	12.2400%	0.2300%	0.2933%	0.3183%	0.3058%	0.3208%	0.3667%	7.5400%	7.4642%	11.9192%
Nov-35	4.7400%	1.0800%	0.2400%	0.2892%	0.3108%	0.3000%	0.3175%	0.3625%	4.5000%	4.4400%	0.7625%
Dec-35	3.9400%	4.7900%	0.2400%	0.2867%	0.3042%	0.2954%	0.3133%	0.3575%	3.7000%	3.6446%	4.4767%
Jan-36	6.7000%	11.0300%	0.2400%	0.2808%	0.2975%	0.2892%	0.3083%	0.3508%	6.4600%	6.4108%	10.7217%
Feb-36	2.2400%	-3.4200%	0.2300%	0.2767%	0.2958%	0.2863%	0.3067%	0.3475%	2.0100%	1.9538%	-3.7267%
Mar-36	2.6800%	0.3300%	0.2400%	0.2742%	0.2958%	0.2850%	0.3058%	0.3475%	2.4400%	2.3950%	0.0242%
Apr-36	-7.5100%	-8.1400%	0.2200%	0.2742%	0.2975%	0.2858%	0.3075%	0.3475%	-7.7300%	-7.7958%	-8.4475%
May-36	5.4500%	7.6100%	0.2200%	0.2725%	0.2942%	0.2833%	0.3042%	0.3450%	5.2300%	5.1667%	7.3058%
Jun-36	3.3300%	3.5000%	0.2400%	0.2700%	0.2925%	0.2813%	0.3000%	0.3433%	3.0900%	3.0488%	3.2000%
Jul-36	7.0100%	10.0900%	0.2300%	0.2692%	0.2900%	0.2796%	0.2975%	0.3392%	6.7800%	6.7304%	9.7925%
Aug-36	1.5100%	-0.1800%	0.2300%	0.2675%	0.2867%	0.2771%	0.2958%	0.3383%	1.2800%	1.2329%	-0.4758%
Sep-36	0.3100%	-2.2500%	0.2100%	0.2650%	0.2842%	0.2746%	0.2950%	0.3375%	0.1000%	0.0354%	-2.5450%
Oct-36	7.7500%	5.6600%	0.2300%	0.2650%	0.2808%	0.2729%	0.2900%	0.3367%	7.5200%	7.4771%	5.3700%
Nov-36	1.3400%	-1.6900%	0.2200%	0.2625%	0.2758%	0.2692%	0.2792%	0.3292%	1.1200%	1.0708%	-1.9692%
Dec-36	-0.2900%	-1.7400%	0.2200%	0.2583%	0.2733%	0.2658%	0.2758%	0.3192%	-0.5100%	-0.5558%	-2.0158%
Jan-37	3.9000%	1.9500%	0.2100%	0.2583%	0.2750%	0.2667%	0.2775%	0.3183%	3.6900%	3.6333%	1.6725%

	Market Return	S&P Return	Ibbot LT RF	Aaa Corp	Aa Corp	Avg Aaa and Aa Corp	Aa PU	A PU	RPMKT	RPAAAAA	RPSPAA
Feb-37	1.9100%	-3.5300%	0.2000%	0.2683%	0.2833%	0.2758%	0.2858%	0.3242%	1.7100%	1.6342%	-3.8158%
Mar-37	-0.7700%	-5.7300%	0.2200%	0.2767%	0.2917%	0.2842%	0.2942%	0.3333%	-0.9900%	-1.0542%	-6.0242%
Apr-37	-8.0900%	-7.3600%	0.2300%	0.2850%	0.2975%	0.2913%	0.2967%	0.3392%	-8.3200%	-8.3813%	-7.6567%
May-37	-0.2400%	-5.1600%	0.2200%	0.2775%	0.2900%	0.2838%	0.2900%	0.3333%	-0.4600%	-0.5238%	-5.4500%
Jun-37	-5.0400%	-4.6700%	0.2500%	0.2733%	0.2858%	0.2796%	0.2892%	0.3325%	-5.2900%	-5.3196%	-4.9592%
Jul-37	10.4500%	16.7100%	0.2400%	0.2708%	0.2842%	0.2775%	0.2867%	0.3283%	10.2100%	10.1725%	16.4233%
Aug-37	-4.8300%	-9.0300%	0.2300%	0.2700%	0.2842%	0.2771%	0.2842%	0.3242%	-5.0600%	-5.1071%	-9.3142%
Sep-37	-14.0300%	-11.7400%	0.2300%	0.2733%	0.2883%	0.2808%	0.2858%	0.3300%	-14.2600%	-14.3108%	-12.0258%
Oct-37	-9.8100%	-5.1600%	0.2300%	0.2725%	0.2942%	0.2833%	0.2900%	0.3408%	-10.0400%	-10.0933%	-5.4500%
Nov-37	-8.6600%	0.8000%	0.2400%	0.2700%	0.2950%	0.2825%	0.2850%	0.3400%	-8.9000%	-8.9425%	0.5150%
Dec-37	-4.5900%	-9.5100%	0.2300%	0.2675%	0.2917%	0.2796%	0.2808%	0.3358%	-4.8200%	-4.8696%	-9.7908%
Jan-38	1.5200%	-3.6800%	0.2300%	0.2642%	0.2917%	0.2779%	0.2792%	0.3342%	1.2900%	1.2421%	-3.9592%
Feb-38	6.7400%	3.4100%	0.2100%	0.2667%	0.2925%	0.2796%	0.2792%	0.3358%	6.5300%	6.4604%	3.1308%
Mar-38	-24.8700%	-19.8400%	0.2300%	0.2683%	0.2967%	0.2825%	0.2783%	0.3325%	-25.1000%	-25.1525%	-20.1183%
Apr-38	14.4700%	15.3800%	0.2200%	0.2750%	0.3108%	0.2929%	0.2850%	0.3400%	14.2500%	14.1771%	15.0950%
May-38	-3.3000%	1.8100%	0.2200%	0.2683%	0.2967%	0.2825%	0.2758%	0.3292%	-3.5200%	-3.5825%	1.5342%
Jun-38	25.0300%	16.2200%	0.2100%	0.2717%	0.3067%	0.2892%	0.2733%	0.3292%	24.8200%	24.7408%	15.9467%
Jul-38	7.4400%	1.4800%	0.2100%	0.2683%	0.3017%	0.2850%	0.2717%	0.3217%	7.2300%	7.1550%	1.2083%
Aug-38	-2.2600%	-5.5700%	0.2200%	0.2650%	0.2975%	0.2813%	0.2717%	0.3200%	-2.4800%	-2.5413%	-5.8417%
Sep-38	1.6600%	1.9100%	0.2100%	0.2675%	0.3000%	0.2838%	0.2758%	0.3233%	1.4500%	1.3763%	1.6342%
Oct-38	7.7600%	18.0100%	0.2200%	0.2625%	0.2942%	0.2783%	0.2692%	0.3158%	7.5400%	7.4817%	17.7408%
Nov-38	-2.7300%	-6.2000%	0.2100%	0.2583%	0.2883%	0.2733%	0.2617%	0.3108%	-2.9400%	-3.0033%	-6.4617%
Dec-38	4.0100%	3.9100%	0.2200%	0.2567%	0.2850%	0.2708%	0.2583%	0.3117%	3.7900%	3.7392%	3.6517%
Jan-39	-6.7400%	1.6500%	0.2100%	0.2508%	0.2767%	0.2638%	0.2542%	0.3067%	-6.9500%	-7.0038%	1.3958%
Feb-39	3.9000%	8.0100%	0.1900%	0.2500%	0.2717%	0.2608%	0.2508%	0.2992%	3.7100%	3.6392%	7.7592%
Mar-39	-13.3900%	-13.7800%	0.2100%	0.2492%	0.2683%	0.2588%	0.2492%	0.2950%	-13.6000%	-13.6488%	-14.0292%
Apr-39	-0.2700%	2.8500%	0.1900%	0.2517%	0.2683%	0.2600%	0.2508%	0.2958%	-0.4600%	-0.5300%	2.5992%
May-39	7.3300%	6.6500%	0.2000%	0.2475%	0.2633%	0.2554%	0.2467%	0.2917%	7.1300%	7.0746%	6.4033%
Jun-39	-6.1200%	-4.2300%	0.1800%	0.2433%	0.2608%	0.2521%	0.2475%	0.2892%	-6.3000%	-6.3721%	-4.4775%
Jul-39	11.0500%	12.0800%	0.1900%	0.2408%	0.2567%	0.2488%	0.2442%	0.2858%	10.8600%	10.8013%	11.8358%
Aug-39	-6.4800%	-6.4700%	0.1800%	0.2442%	0.2592%	0.2517%	0.2475%	0.2842%	-6.6600%	-6.7317%	-6.7175%
Sep-39	16.7300%	4.2100%	0.1900%	0.2708%	0.2908%	0.2808%	0.2758%	0.3092%	16.5400%	16.4492%	3.9342%
Oct-39	-1.2300%	1.3000%	0.2300%	0.2625%	0.2792%	0.2708%	0.2667%	0.2983%	-1.4600%	-1.5008%	1.0333%
Nov-39	-3.9800%	-1.5700%	0.2000%	0.2500%	0.2633%	0.2567%	0.2492%	0.2842%	-4.1800%	-4.2367%	-1.8192%
Dec-39	2.7000%	2.7200%	0.1900%	0.2450%	0.2617%	0.2533%	0.2475%	0.2817%	2.5100%	2.4467%	2.4725%
Jan-40	-3.3600%	0.6900%	0.2000%	0.2400%	0.2567%	0.2483%	0.2450%	0.2783%	-3.5600%	-3.6083%	0.4450%
Feb-40	1.3300%	-1.0200%	0.1800%	0.2383%	0.2542%	0.2463%	0.2450%	0.2792%	1.1500%	1.0838%	-1.2650%
Mar-40	1.2400%	0.9400%	0.1900%	0.2367%	0.2533%	0.2450%	0.2433%	0.2783%	1.0500%	0.9950%	0.6967%
Apr-40	-0.2400%	-0.9200%	0.1800%	0.2350%	0.2492%	0.2421%	0.2400%	0.2708%	-0.4200%	-0.4821%	-1.1600%
May-40	-22.8900%	-19.6400%	0.1900%	0.2442%	0.2567%	0.2504%	0.2492%	0.2750%	-23.0800%	-23.1404%	-19.8892%
Jun-40	8.0900%	15.0600%	0.1900%	0.2467%	0.2583%	0.2525%	0.2492%	0.2783%	7.9000%	7.8375%	14.8108%
Jul-40	3.4100%	0.6500%	0.2000%	0.2400%	0.2508%	0.2454%	0.2433%	0.2692%	3.2100%	3.1646%	0.4067%
Aug-40	3.5000%	-0.9400%	0.1900%	0.2375%	0.2525%	0.2450%	0.2433%	0.2675%	3.3100%	3.2550%	-1.1833%
Sep-40	1.2300%	-2.1100%	0.1800%	0.2350%	0.2508%	0.2429%	0.2400%	0.2650%	1.0500%	0.9871%	-2.3500%
Oct-40	4.2200%	3.1700%	0.1800%	0.2325%	0.2508%	0.2417%	0.2408%	0.2625%	4.0400%	3.9783%	2.9292%

	Market Return	S&P Return	Ibbot LT RF	Aaa Corp	Aa Corp	Avg Aaa and Aa Corp		Aa PU	A PU	RPMKT	RPAAAAA	RPSPAA
Nov-40	-3.1600%	-12.0700%	0.1800%	0.2292%	0.2467%	0.2379%	0.2383%	0.2592%	-3.3400%	-3.3979%	-12.3083%	
Dec-40	0.0900%	1.5400%	0.1700%	0.2258%	0.2433%	0.2346%	0.2375%	0.2583%	-0.0800%	-0.1446%	1.3025%	
Jan-41	-4.6300%	-0.8400%	0.1600%	0.2292%	0.2458%	0.2375%	0.2400%	0.2625%	-4.7900%	-4.8675%	-1.0800%	
Feb-41	-0.6000%	-2.3300%	0.1600%	0.2317%	0.2500%	0.2408%	0.2400%	0.2667%	-0.7600%	-0.8408%	-2.5700%	
Mar-41	0.7100%	-2.8000%	0.1800%	0.2333%	0.2508%	0.2421%	0.2392%	0.2633%	0.5300%	0.4679%	-3.0392%	
Apr-41	-6.1200%	-8.4400%	0.1700%	0.2350%	0.2533%	0.2442%	0.2417%	0.2617%	-6.2900%	-6.3642%	-8.6817%	
May-41	1.8300%	-3.3700%	0.1700%	0.2342%	0.2492%	0.2417%	0.2392%	0.2567%	1.6600%	1.5883%	-3.6092%	
Jun-41	5.7800%	2.5700%	0.1600%	0.2308%	0.2458%	0.2383%	0.2367%	0.2525%	5.6200%	5.5417%	2.3333%	
Jul-41	5.7900%	5.3800%	0.1600%	0.2283%	0.2417%	0.2350%	0.2333%	0.2500%	5.6300%	5.5550%	5.1467%	
Aug-41	0.1000%	-1.9200%	0.1600%	0.2283%	0.2417%	0.2350%	0.2342%	0.2483%	-0.0600%	-0.1350%	-2.1542%	
Sep-41	-0.6800%	-2.8200%	0.1600%	0.2292%	0.2425%	0.2358%	0.2342%	0.2500%	-0.8400%	-0.9158%	-3.0542%	
Oct-41	-6.5700%	-8.4800%	0.1600%	0.2275%	0.2392%	0.2333%	0.2300%	0.2500%	-6.7300%	-6.8033%	-8.7100%	
Nov-41	-2.8400%	-6.5200%	0.1400%	0.2267%	0.2383%	0.2325%	0.2283%	0.2483%	-2.9800%	-3.0725%	-6.7483%	
Dec-41	-4.0700%	-6.7800%	0.1600%	0.2333%	0.2458%	0.2396%	0.2375%	0.2550%	-4.2300%	-4.3096%	-7.0175%	
Jan-42	1.6100%	2.5200%	0.2100%	0.2358%	0.2467%	0.2413%	0.2392%	0.2575%	1.4000%	1.3688%	2.2808%	
Feb-42	-1.5900%	-3.3900%	0.1900%	0.2375%	0.2483%	0.2429%	0.2425%	0.2575%	-1.7800%	-1.8329%	-3.6325%	
Mar-42	-6.5200%	-10.4600%	0.2100%	0.2383%	0.2500%	0.2442%	0.2433%	0.2600%	-6.7300%	-6.7642%	-10.7033%	
Apr-42	-4.0000%	-4.3200%	0.2000%	0.2358%	0.2483%	0.2421%	0.2408%	0.2575%	-4.2000%	-4.2421%	-4.5608%	
May-42	7.9600%	9.5600%	0.1900%	0.2375%	0.2500%	0.2438%	0.2408%	0.2583%	7.7700%	7.7163%	9.3192%	
Jun-42	2.2100%	0.5700%	0.2100%	0.2375%	0.2508%	0.2442%	0.2408%	0.2600%	2.0000%	1.9658%	0.3292%	
Jul-42	3.3700%	0.4000%	0.2100%	0.2358%	0.2492%	0.2425%	0.2383%	0.2583%	3.1600%	3.1275%	0.1617%	
Aug-42	1.6400%	0.2600%	0.2100%	0.2342%	0.2492%	0.2417%	0.2383%	0.2583%	1.4300%	1.3983%	0.0217%	
Sep-42	2.9000%	4.6600%	0.2000%	0.2333%	0.2483%	0.2408%	0.2375%	0.2567%	2.7000%	2.6592%	4.4225%	
Oct-42	6.7800%	13.6200%	0.2100%	0.2333%	0.2458%	0.2396%	0.2358%	0.2567%	6.5700%	6.5404%	13.3842%	
Nov-42	-0.2100%	-0.1500%	0.2000%	0.2325%	0.2450%	0.2388%	0.2342%	0.2558%	-0.4100%	-0.4488%	-0.3842%	
Dec-42	5.4900%	3.2800%	0.2100%	0.2342%	0.2467%	0.2404%	0.2358%	0.2550%	5.2800%	5.2496%	3.0442%	
Jan-43	7.3700%	12.1700%	0.2000%	0.2325%	0.2442%	0.2383%	0.2325%	0.2542%	7.1700%	7.1317%	11.9375%	
Feb-43	5.8300%	7.1900%	0.1900%	0.2308%	0.2408%	0.2358%	0.2300%	0.2517%	5.6400%	5.5942%	6.9600%	
Mar-43	5.4500%	4.1200%	0.2100%	0.2300%	0.2400%	0.2350%	0.2292%	0.2508%	5.2400%	5.2150%	3.8908%	
Apr-43	0.3500%	3.8700%	0.2000%	0.2300%	0.2400%	0.2350%	0.2292%	0.2500%	0.1500%	0.1150%	3.6408%	
May-43	5.5200%	3.4700%	0.1900%	0.2283%	0.2392%	0.2338%	0.2283%	0.2500%	5.3300%	5.2863%	3.2417%	
Jun-43	2.2300%	5.3800%	0.2100%	0.2267%	0.2375%	0.2321%	0.2258%	0.2483%	2.0200%	1.9979%	5.1542%	
Jul-43	-5.2600%	0.3800%	0.2100%	0.2242%	0.2350%	0.2296%	0.2233%	0.2467%	-5.4700%	-5.4896%	0.1567%	
Aug-43	1.7100%	1.0500%	0.2100%	0.2242%	0.2342%	0.2292%	0.2242%	0.2467%	1.5000%	1.4808%	0.8258%	
Sep-43	2.6300%	3.2300%	0.2000%	0.2242%	0.2350%	0.2296%	0.2250%	0.2467%	2.4300%	2.4004%	3.0050%	
Oct-43	-1.0800%	0.8200%	0.2000%	0.2250%	0.2358%	0.2304%	0.2250%	0.2475%	-1.2800%	-1.3104%	0.5950%	
Nov-43	-6.5400%	-7.7500%	0.2100%	0.2258%	0.2367%	0.2313%	0.2275%	0.2483%	-6.7500%	-6.7713%	-7.9775%	
Dec-43	6.1700%	5.7800%	0.2100%	0.2283%	0.2392%	0.2338%	0.2308%	0.2492%	5.9600%	5.9363%	5.5492%	
Jan-44	1.7100%	1.0600%	0.2100%	0.2267%	0.2358%	0.2313%	0.2283%	0.2492%	1.5000%	1.4788%	0.8317%	
Feb-44	0.4200%	1.7900%	0.2000%	0.2283%	0.2358%	0.2321%	0.2283%	0.2492%	0.2200%	0.1879%	1.5617%	
Mar-44	1.9500%	1.0400%	0.2100%	0.2283%	0.2350%	0.2317%	0.2267%	0.2475%	1.7400%	1.7183%	0.8133%	
Apr-44	-1.0000%	-0.9100%	0.2000%	0.2283%	0.2350%	0.2317%	0.2258%	0.2492%	-1.2000%	-1.2317%	-1.1358%	
May-44	5.0500%	3.0100%	0.2200%	0.2275%	0.2342%	0.2308%	0.2250%	0.2492%	4.8300%	4.8192%	2.7850%	
Jun-44	5.4300%	5.2600%	0.2000%	0.2275%	0.2342%	0.2308%	0.2250%	0.2492%	5.2300%	5.1992%	5.0350%	
Jul-44	-1.9300%	0.2900%	0.2100%	0.2267%	0.2333%	0.2300%	0.2250%	0.2467%	-2.1400%	-2.1600%	0.0650%	

	Market Return	S&P Return	Ibbot LT RF	Aaa Corp	Aa Corp	Avg Aaa and Aa Corp		Aa PU	A PU	RPMKT	RPAAAAA	RPSPAA
Aug-44	1.5700%	3.5700%	0.2100%	0.2258%	0.2325%	0.2292%	0.2242%	0.2450%	1.3600%	1.3408%	3.3458%	
Sep-44	-0.0800%	-1.5000%	0.2000%	0.2267%	0.2325%	0.2296%	0.2242%	0.2442%	-0.2800%	-0.3096%	-1.7242%	
Oct-44	0.2300%	1.3900%	0.2100%	0.2267%	0.2342%	0.2304%	0.2267%	0.2450%	0.0200%	-0.0004%	1.1633%	
Nov-44	1.3300%	-1.3000%	0.2000%	0.2267%	0.2333%	0.2300%	0.2292%	0.2467%	1.1300%	1.1000%	-1.5292%	
Dec-44	3.7400%	3.2400%	0.2000%	0.2250%	0.2300%	0.2275%	0.2267%	0.2475%	3.5400%	3.5125%	3.0133%	
Jan-45	1.5800%	4.9700%	0.2100%	0.2242%	0.2300%	0.2271%	0.2267%	0.2492%	1.3700%	1.3529%	4.7433%	
Feb-45	6.8300%	6.9500%	0.1800%	0.2208%	0.2275%	0.2242%	0.2242%	0.2483%	6.6500%	6.6058%	6.7258%	
Mar-45	-4.4100%	-3.5700%	0.2000%	0.2183%	0.2267%	0.2225%	0.2225%	0.2475%	-4.6100%	-4.6325%	-3.7925%	
Apr-45	9.0200%	10.6600%	0.1900%	0.2175%	0.2275%	0.2225%	0.2242%	0.2458%	8.8300%	8.7975%	10.4358%	
May-45	1.9500%	1.7100%	0.1900%	0.2183%	0.2267%	0.2225%	0.2242%	0.2433%	1.7600%	1.7275%	1.4858%	
Jun-45	-0.0700%	6.6200%	0.1900%	0.2175%	0.2242%	0.2208%	0.2208%	0.2392%	-0.2600%	-0.2908%	6.3992%	
Jul-45	-1.8000%	-0.5100%	0.1800%	0.2167%	0.2233%	0.2200%	0.2192%	0.2358%	-1.9800%	-2.0200%	-0.7292%	
Aug-45	6.4100%	0.3100%	0.1900%	0.2175%	0.2250%	0.2213%	0.2208%	0.2333%	6.2200%	6.1888%	0.0892%	
Sep-45	4.3800%	7.3900%	0.1800%	0.2183%	0.2250%	0.2217%	0.2217%	0.2325%	4.2000%	4.1583%	7.1683%	
Oct-45	3.2200%	6.4100%	0.1900%	0.2183%	0.2250%	0.2217%	0.2225%	0.2325%	3.0300%	2.9983%	6.1875%	
Nov-45	3.9600%	4.7100%	0.1800%	0.2183%	0.2233%	0.2208%	0.2200%	0.2308%	3.7800%	3.7392%	4.4900%	
Dec-45	1.1600%	-1.1700%	0.1800%	0.2175%	0.2233%	0.2204%	0.2208%	0.2292%	0.9800%	0.9396%	-1.3908%	
Jan-46	7.1400%	11.9900%	0.1700%	0.2117%	0.2183%	0.2150%	0.2142%	0.2242%	6.9700%	6.9250%	11.7758%	
Feb-46	-6.4100%	-6.4000%	0.1500%	0.2067%	0.2133%	0.2100%	0.2092%	0.2225%	-6.5600%	-6.6200%	-6.6092%	
Mar-46	4.8000%	6.3100%	0.1600%	0.2058%	0.2117%	0.2088%	0.2075%	0.2217%	4.6400%	4.5913%	6.1025%	
Apr-46	3.9300%	3.3800%	0.1700%	0.2050%	0.2133%	0.2092%	0.2092%	0.2208%	3.7600%	3.7208%	3.1708%	
May-46	2.8800%	3.0100%	0.1800%	0.2092%	0.2150%	0.2121%	0.2133%	0.2242%	2.7000%	2.6679%	2.7967%	
Jun-46	-3.7000%	-2.7600%	0.1600%	0.2075%	0.2158%	0.2117%	0.2133%	0.2250%	-3.8600%	-3.9117%	-2.9733%	
Jul-46	-2.3900%	-3.9500%	0.1900%	0.2067%	0.2158%	0.2113%	0.2125%	0.2242%	-2.5800%	-2.6013%	-4.1625%	
Aug-46	-6.7400%	-7.2400%	0.1700%	0.2092%	0.2183%	0.2138%	0.2142%	0.2258%	-6.9100%	-6.9538%	-7.4542%	
Sep-46	-9.9700%	-10.5100%	0.1800%	0.2150%	0.2233%	0.2192%	0.2183%	0.2292%	-10.1500%	-10.1892%	-10.7283%	
Oct-46	-0.6000%	2.2000%	0.1900%	0.2167%	0.2250%	0.2208%	0.2208%	0.2300%	-0.7900%	-0.8208%	1.9792%	
Nov-46	-0.2700%	0.5800%	0.1800%	0.2158%	0.2242%	0.2200%	0.2217%	0.2300%	-0.4500%	-0.4900%	0.3583%	
Dec-46	4.5700%	7.0600%	0.1900%	0.2175%	0.2242%	0.2208%	0.2217%	0.2300%	4.3800%	4.3492%	6.8383%	
Jan-47	2.5500%	-0.0200%	0.1800%	0.2142%	0.2208%	0.2175%	0.2167%	0.2267%	2.3700%	2.3325%	-0.2367%	
Feb-47	-0.7700%	-0.8900%	0.1600%	0.2125%	0.2200%	0.2163%	0.2167%	0.2267%	-0.9300%	-0.9863%	-1.1067%	
Mar-47	-1.4900%	-3.6400%	0.1800%	0.2125%	0.2200%	0.2163%	0.2175%	0.2267%	-1.6700%	-1.7063%	-3.8575%	
Apr-47	-3.6300%	-3.2000%	0.1700%	0.2108%	0.2192%	0.2150%	0.2158%	0.2250%	-3.8000%	-3.8450%	-3.4158%	
May-47	0.1400%	-2.7900%	0.1700%	0.2108%	0.2192%	0.2150%	0.2167%	0.2250%	-0.0300%	-0.0750%	-3.0067%	
Jun-47	5.5400%	4.2800%	0.1900%	0.2125%	0.2200%	0.2163%	0.2167%	0.2258%	5.3500%	5.3238%	4.0633%	
Jul-47	3.8100%	2.1400%	0.1800%	0.2125%	0.2200%	0.2163%	0.2167%	0.2275%	3.6300%	3.5938%	1.9233%	
Aug-47	-2.0300%	-0.2200%	0.1700%	0.2133%	0.2200%	0.2167%	0.2167%	0.2275%	-2.2000%	-2.2467%	-0.4367%	
Sep-47	-1.1100%	-1.4200%	0.1800%	0.2175%	0.2242%	0.2208%	0.2217%	0.2333%	-1.2900%	-1.3308%	-1.6417%	
Oct-47	2.3800%	-1.3300%	0.1800%	0.2250%	0.2325%	0.2288%	0.2325%	0.2400%	2.2000%	2.1513%	-1.5625%	
Nov-47	-1.7500%	-8.2400%	0.1700%	0.2308%	0.2375%	0.2342%	0.2375%	0.2442%	-1.9200%	-1.9842%	-8.4775%	
Dec-47	2.3300%	1.8900%	0.2100%	0.2383%	0.2450%	0.2417%	0.2458%	0.2542%	2.1200%	2.0883%	1.6442%	
Jan-48	-3.7900%	0.7000%	0.2000%	0.2383%	0.2450%	0.2417%	0.2450%	0.2542%	-3.9900%	-4.0317%	0.4550%	
Feb-48	-3.8800%	-3.7200%	0.1900%	0.2375%	0.2442%	0.2408%	0.2433%	0.2542%	-4.0700%	-4.1208%	-3.9633%	
Mar-48	7.9300%	6.1700%	0.2200%	0.2358%	0.2417%	0.2388%	0.2417%	0.2517%	7.7100%	7.6913%	5.9283%	
Apr-48	2.9200%	1.6000%	0.2000%	0.2317%	0.2392%	0.2354%	0.2392%	0.2475%	2.7200%	2.6846%	1.3608%	

	Market Return	S&P Return	Ibbot LT RF	Aaa Corp	Aa Corp	Avg Aaa and Aa Corp	Aa PU	A PU	RPMKT	RPAAAAA	RPSPAA
May-48	8.7900%	5.8300%	0.1800%	0.2300%	0.2383%	0.2342%	0.2383%	0.2450%	8.6100%	8.5558%	5.5917%
Jun-48	0.5400%	2.1200%	0.2100%	0.2300%	0.2375%	0.2338%	0.2375%	0.2450%	0.3300%	0.3063%	1.8825%
Jul-48	-5.0800%	-4.4300%	0.1900%	0.2342%	0.2408%	0.2375%	0.2425%	0.2492%	-5.2700%	-5.3175%	-4.6725%
Aug-48	1.5800%	0.3600%	0.2100%	0.2367%	0.2450%	0.2408%	0.2467%	0.2525%	1.3700%	1.3392%	0.1133%
Sep-48	-2.7600%	-0.7100%	0.2000%	0.2367%	0.2442%	0.2404%	0.2458%	0.2542%	-2.9600%	-3.0004%	-0.9558%
Oct-48	7.1000%	4.0300%	0.1900%	0.2367%	0.2450%	0.2408%	0.2458%	0.2525%	6.9100%	6.8592%	3.7842%
Nov-48	-9.6100%	-9.1300%	0.2100%	0.2367%	0.2433%	0.2400%	0.2467%	0.2558%	-9.8200%	-9.8500%	-9.3767%
Dec-48	3.4600%	2.2100%	0.2000%	0.2325%	0.2400%	0.2363%	0.2425%	0.2550%	3.2600%	3.2238%	1.9675%
Jan-49	0.3900%	5.0400%	0.2000%	0.2258%	0.2342%	0.2300%	0.2350%	0.2492%	0.1900%	0.1600%	4.8050%
Feb-49	-2.9600%	0.0500%	0.1800%	0.2258%	0.2333%	0.2296%	0.2358%	0.2492%	-3.1400%	-3.1896%	-0.1858%
Mar-49	3.2800%	3.6400%	0.1900%	0.2250%	0.2325%	0.2288%	0.2350%	0.2475%	3.0900%	3.0513%	3.4050%
Apr-49	-1.7900%	0.5800%	0.1800%	0.2250%	0.2325%	0.2288%	0.2358%	0.2467%	-1.9700%	-2.0188%	0.3442%
May-49	-2.5800%	0.3400%	0.2000%	0.2258%	0.2317%	0.2288%	0.2350%	0.2458%	-2.7800%	-2.8088%	0.1050%
Jun-49	0.1400%	-1.3400%	0.1900%	0.2258%	0.2317%	0.2288%	0.2333%	0.2450%	-0.0500%	-0.0888%	-1.5733%
Jul-49	6.5000%	5.6900%	0.1700%	0.2225%	0.2292%	0.2258%	0.2292%	0.2417%	6.3300%	6.2742%	5.4608%
Aug-49	2.1900%	3.4600%	0.1900%	0.2183%	0.2258%	0.2221%	0.2258%	0.2383%	2.0000%	1.9679%	3.2342%
Sep-49	2.6300%	3.7300%	0.1700%	0.2167%	0.2242%	0.2204%	0.2242%	0.2375%	2.4600%	2.4096%	3.5058%
Oct-49	3.4000%	1.1200%	0.1800%	0.2175%	0.2250%	0.2213%	0.2242%	0.2358%	3.2200%	3.1788%	0.8958%
Nov-49	1.7500%	1.5900%	0.1700%	0.2167%	0.2233%	0.2200%	0.2217%	0.2342%	1.5800%	1.5300%	1.3683%
Dec-49	4.8600%	3.9600%	0.1700%	0.2150%	0.2225%	0.2188%	0.2208%	0.2317%	4.6900%	4.6413%	3.7392%
Jan-50	1.9700%	3.5300%	0.1800%	0.2142%	0.2208%	0.2175%	0.2200%	0.2300%	1.7900%	1.7525%	3.3100%
Feb-50	1.9900%	1.0000%	0.1600%	0.2150%	0.2208%	0.2179%	0.2200%	0.2300%	1.8300%	1.7721%	0.7800%
Mar-50	0.7000%	0.8400%	0.1800%	0.2150%	0.2217%	0.2183%	0.2200%	0.2300%	0.5200%	0.4817%	0.6200%
Apr-50	4.8600%	1.8500%	0.1600%	0.2167%	0.2217%	0.2192%	0.2208%	0.2308%	4.7000%	4.6408%	1.6292%
May-50	5.0900%	1.9200%	0.1900%	0.2175%	0.2242%	0.2208%	0.2242%	0.2325%	4.9000%	4.8692%	1.6958%
Jun-50	-5.4800%	-7.7100%	0.1700%	0.2183%	0.2242%	0.2213%	0.2242%	0.2325%	-5.6500%	-5.7013%	-7.9342%
Jul-50	1.1900%	-4.3600%	0.1800%	0.2208%	0.2267%	0.2238%	0.2258%	0.2325%	1.0100%	0.9663%	-4.5858%
Aug-50	4.4300%	1.5400%	0.1800%	0.2175%	0.2225%	0.2200%	0.2217%	0.2300%	4.2500%	4.2100%	1.3183%
Sep-50	5.9200%	4.1800%	0.1700%	0.2200%	0.2258%	0.2229%	0.2258%	0.2333%	5.7500%	5.6971%	3.9542%
Oct-50	0.9300%	-0.2700%	0.1900%	0.2225%	0.2267%	0.2246%	0.2267%	0.2358%	0.7400%	0.7054%	-0.4967%
Nov-50	1.6900%	-1.7600%	0.1800%	0.2225%	0.2267%	0.2246%	0.2267%	0.2383%	1.5100%	1.4654%	-1.9867%
Dec-50	5.1300%	3.1200%	0.1800%	0.2225%	0.2267%	0.2246%	0.2267%	0.2383%	4.9500%	4.9054%	2.8933%
Jan-51	6.3700%	4.3800%	0.2000%	0.2217%	0.2258%	0.2238%	0.2258%	0.2358%	6.1700%	6.1463%	4.1542%
Feb-51	1.5700%	2.6800%	0.1700%	0.2217%	0.2258%	0.2238%	0.2275%	0.2367%	1.4000%	1.3463%	2.4525%
Mar-51	-1.5600%	-1.7400%	0.1900%	0.2317%	0.2350%	0.2333%	0.2392%	0.2458%	-1.7500%	-1.7933%	-1.9792%
Apr-51	5.0900%	0.0500%	0.2000%	0.2392%	0.2442%	0.2417%	0.2483%	0.2575%	4.8900%	4.8483%	-0.1983%
May-51	-2.9900%	0.6600%	0.2100%	0.2408%	0.2442%	0.2425%	0.2475%	0.2608%	-3.2000%	-3.2325%	0.4125%
Jun-51	-2.2800%	-0.4000%	0.2000%	0.2450%	0.2492%	0.2471%	0.2550%	0.2675%	-2.4800%	-2.5271%	-0.6550%
Jul-51	7.1100%	4.3900%	0.2300%	0.2450%	0.2492%	0.2471%	0.2533%	0.2717%	6.8800%	6.8629%	4.1367%
Aug-51	4.7800%	1.5200%	0.2100%	0.2400%	0.2433%	0.2417%	0.2467%	0.2658%	4.5700%	4.5383%	1.2733%
Sep-51	0.1300%	0.8600%	0.1900%	0.2367%	0.2400%	0.2383%	0.2433%	0.2617%	-0.0600%	-0.1083%	0.6167%
Oct-51	-1.0300%	0.2900%	0.2300%	0.2408%	0.2442%	0.2425%	0.2483%	0.2642%	-1.2600%	-1.2725%	0.0417%
Nov-51	0.9600%	1.2000%	0.2100%	0.2467%	0.2517%	0.2492%	0.2575%	0.2700%	0.7500%	0.7108%	0.9425%
Dec-51	4.2400%	3.5200%	0.2200%	0.2508%	0.2550%	0.2529%	0.2592%	0.2742%	4.0200%	3.9871%	3.2608%
Jan-52	1.8100%	3.0500%	0.2300%	0.2483%	0.2542%	0.2513%	0.2550%	0.2742%	1.5800%	1.5588%	2.7950%

	Market Return	S&P Return	Ibbot LT RF	Aaa Corp	Aa Corp	Avg Aaa and Aa Corp		Aa PU	A PU	RPMKT	RPAAAAA	RPSPAA
Feb-52	-2.8200%	0.5900%	0.2100%	0.2442%	0.2508%	0.2475%	0.2508%	0.2692%	-3.0300%	-3.0675%	0.3392%	
Mar-52	5.0300%	1.7600%	0.2300%	0.2467%	0.2525%	0.2496%	0.2542%	0.2708%	4.8000%	4.7804%	1.5058%	
Apr-52	-4.0200%	-1.5400%	0.2200%	0.2442%	0.2508%	0.2475%	0.2517%	0.2692%	-4.2400%	-4.2675%	-1.7917%	
May-52	3.4300%	1.9000%	0.2000%	0.2442%	0.2500%	0.2471%	0.2517%	0.2683%	3.2300%	3.1829%	1.6483%	
Jun-52	4.9000%	0.4900%	0.2200%	0.2450%	0.2525%	0.2488%	0.2533%	0.2683%	4.6800%	4.6513%	0.2367%	
Jul-52	1.9600%	2.0600%	0.2200%	0.2458%	0.2533%	0.2496%	0.2542%	0.2683%	1.7400%	1.7104%	1.8058%	
Aug-52	-0.7100%	2.0300%	0.2100%	0.2450%	0.2550%	0.2500%	0.2550%	0.2700%	-0.9200%	-0.9600%	1.7750%	
Sep-52	-1.7600%	0.1500%	0.2300%	0.2458%	0.2558%	0.2508%	0.2550%	0.2700%	-1.9900%	-2.0108%	-0.1050%	
Oct-52	0.2000%	1.0100%	0.2300%	0.2508%	0.2567%	0.2538%	0.2567%	0.2717%	-0.0300%	-0.0538%	0.7533%	
Nov-52	5.7100%	4.2300%	0.2100%	0.2483%	0.2550%	0.2517%	0.2542%	0.2700%	5.5000%	5.4583%	3.9758%	
Dec-52	3.8200%	2.1300%	0.2400%	0.2475%	0.2542%	0.2508%	0.2542%	0.2683%	3.5800%	3.5692%	1.8758%	
Jan-53	-0.4900%	1.0300%	0.2300%	0.2517%	0.2575%	0.2546%	0.2592%	0.2708%	-0.7200%	-0.7446%	0.7708%	
Feb-53	-1.0600%	-0.6700%	0.2100%	0.2558%	0.2617%	0.2588%	0.2650%	0.2750%	-1.2700%	-1.3188%	-0.9350%	
Mar-53	-2.1200%	-0.4300%	0.2500%	0.2600%	0.2650%	0.2625%	0.2683%	0.2800%	-2.3700%	-2.3825%	-0.6983%	
Apr-53	-2.3700%	-1.9200%	0.2400%	0.2692%	0.2742%	0.2717%	0.2792%	0.2892%	-2.6100%	-2.6417%	-2.1992%	
May-53	0.7700%	0.2400%	0.2400%	0.2783%	0.2842%	0.2813%	0.2917%	0.3025%	0.5300%	0.4888%	-0.0517%	
Jun-53	-1.3400%	-2.7300%	0.2700%	0.2833%	0.2917%	0.2875%	0.2975%	0.3092%	-1.6100%	-1.6275%	-0.3275%	
Jul-53	2.7300%	3.4500%	0.2500%	0.2733%	0.2850%	0.2792%	0.2842%	0.3050%	2.4800%	2.4508%	3.1658%	
Aug-53	-5.0100%	0.1600%	0.2500%	0.2700%	0.2825%	0.2763%	0.2817%	0.3008%	-5.2600%	-5.2863%	-0.1217%	
Sep-53	0.3400%	1.1900%	0.2500%	0.2742%	0.2858%	0.2800%	0.2850%	0.3017%	0.0900%	0.0600%	0.9050%	
Oct-53	5.4000%	4.1100%	0.2300%	0.2633%	0.2775%	0.2704%	0.2725%	0.2908%	5.1700%	5.1296%	3.8375%	
Nov-53	2.0400%	2.7400%	0.2400%	0.2592%	0.2725%	0.2658%	0.2667%	0.2833%	1.8000%	1.7742%	2.4733%	
Dec-53	0.5300%	0.6400%	0.2400%	0.2608%	0.2733%	0.2671%	0.2675%	0.2817%	0.2900%	0.2629%	0.3725%	
Jan-54	5.3600%	3.2700%	0.2300%	0.2550%	0.2683%	0.2617%	0.2617%	0.2767%	5.1300%	5.0983%	3.0083%	
Feb-54	1.1100%	1.1700%	0.2200%	0.2458%	0.2600%	0.2529%	0.2525%	0.2692%	0.8900%	0.8571%	0.9175%	
Mar-54	3.2500%	2.7000%	0.2500%	0.2383%	0.2525%	0.2454%	0.2442%	0.2633%	3.0000%	3.0046%	2.4558%	
Apr-54	5.1600%	1.2100%	0.2200%	0.2375%	0.2500%	0.2438%	0.2450%	0.2633%	4.9400%	4.9163%	0.9650%	
May-54	4.1800%	2.5700%	0.2000%	0.2400%	0.2525%	0.2463%	0.2475%	0.2617%	3.9800%	3.9338%	2.3225%	
Jun-54	0.3100%	0.9600%	0.2500%	0.2417%	0.2550%	0.2483%	0.2500%	0.2633%	0.0600%	0.0617%	0.7100%	
Jul-54	5.8900%	4.9500%	0.2200%	0.2408%	0.2533%	0.2471%	0.2492%	0.2617%	5.6700%	5.6429%	4.7008%	
Aug-54	-2.7500%	-1.3100%	0.2300%	0.2392%	0.2525%	0.2458%	0.2483%	0.2608%	-2.9800%	-2.9958%	-1.5583%	
Sep-54	8.5100%	1.7800%	0.2200%	0.2408%	0.2533%	0.2471%	0.2500%	0.2600%	8.2900%	8.2629%	1.5300%	
Oct-54	-1.6700%	-3.6800%	0.2100%	0.2392%	0.2533%	0.2463%	0.2492%	0.2600%	-1.8800%	-1.9163%	-3.9292%	
Nov-54	9.0900%	5.6500%	0.2300%	0.2408%	0.2533%	0.2471%	0.2492%	0.2592%	8.8600%	8.8429%	5.4008%	
Dec-54	5.3400%	3.4100%	0.2300%	0.2417%	0.2533%	0.2475%	0.2492%	0.2592%	5.1100%	5.0925%	3.1608%	
Jan-55	1.9700%	1.4300%	0.2200%	0.2442%	0.2550%	0.2496%	0.2508%	0.2608%	1.7500%	1.7204%	1.1792%	
Feb-55	0.9800%	3.4400%	0.2200%	0.2442%	0.2583%	0.2513%	0.2550%	0.2617%	0.7600%	0.7288%	3.1850%	
Mar-55	-0.3000%	-1.1000%	0.2400%	0.2517%	0.2608%	0.2563%	0.2575%	0.2625%	-0.5400%	-0.5563%	-1.3575%	
Apr-55	3.9600%	2.0200%	0.2200%	0.2508%	0.2608%	0.2558%	0.2567%	0.2625%	3.7400%	3.7042%	1.7633%	
May-55	0.5500%	-0.5800%	0.2500%	0.2533%	0.2625%	0.2579%	0.2592%	0.2658%	0.3000%	0.2921%	-0.8392%	
Jun-55	8.4100%	2.1100%	0.2300%	0.2542%	0.2617%	0.2579%	0.2600%	0.2675%	8.1800%	8.1521%	1.8500%	
Jul-55	6.2200%	4.6600%	0.2300%	0.2550%	0.2617%	0.2583%	0.2608%	0.2675%	5.9900%	5.9617%	4.3992%	
Aug-55	-0.2500%	0.5200%	0.2700%	0.2592%	0.2667%	0.2629%	0.2642%	0.2700%	-0.5200%	-0.5129%	0.2558%	
Sep-55	1.3000%	-2.9000%	0.2400%	0.2608%	0.2683%	0.2646%	0.2675%	0.2725%	1.0600%	1.0354%	-3.1675%	
Oct-55	-2.8400%	-0.8500%	0.2500%	0.2583%	0.2658%	0.2621%	0.2650%	0.2750%	-3.0900%	-3.1021%	-1.1150%	

	Market Return	S&P Return	Ibbot LT RF	Aaa Corp	Aa Corp	Avg Aaa and Aa Corp		Aa PU	A PU	RPMKT	RPAAAAA	RPSPAA
Nov-55	8.2700%	2.9200%	0.2400%	0.2583%	0.2650%	0.2617%	0.2642%	0.2767%	8.0300%	8.0083%	2.6558%	
Dec-55	0.1500%	-0.6700%	0.2400%	0.2625%	0.2683%	0.2654%	0.2692%	0.2792%	-0.0900%	-0.1154%	-0.9392%	
Jan-56	-3.4700%	0.3000%	0.2500%	0.2592%	0.2658%	0.2625%	0.2642%	0.2758%	-3.7200%	-3.7325%	0.0358%	
Feb-56	4.1300%	1.7800%	0.2300%	0.2567%	0.2633%	0.2600%	0.2608%	0.2742%	3.9000%	3.8700%	1.5192%	
Mar-56	7.1000%	3.9400%	0.2300%	0.2583%	0.2650%	0.2617%	0.2633%	0.2742%	6.8700%	6.8383%	3.6767%	
Apr-56	-0.0400%	-2.8700%	0.2600%	0.2700%	0.2750%	0.2725%	0.2750%	0.2833%	-0.3000%	-0.3125%	-3.1450%	
May-56	-5.9300%	-1.3800%	0.2600%	0.2733%	0.2783%	0.2758%	0.2783%	0.2900%	-6.1900%	-6.2058%	-1.6583%	
Jun-56	4.0900%	2.1100%	0.2300%	0.2717%	0.2792%	0.2754%	0.2783%	0.2908%	3.8600%	3.8146%	1.8317%	
Jul-56	5.3000%	5.2500%	0.2600%	0.2733%	0.2825%	0.2779%	0.2808%	0.2958%	5.0400%	5.0221%	4.9692%	
Aug-56	-3.2800%	-2.5900%	0.2600%	0.2858%	0.2917%	0.2888%	0.2900%	0.3025%	-3.5400%	-3.5688%	-2.8800%	
Sep-56	-4.4000%	-3.1900%	0.2500%	0.2967%	0.3025%	0.2996%	0.3008%	0.3100%	-4.6500%	-4.6996%	-3.4908%	
Oct-56	0.6600%	0.6300%	0.2900%	0.2992%	0.3075%	0.3033%	0.3075%	0.3158%	0.3700%	0.3567%	0.3225%	
Nov-56	-0.5000%	0.2800%	0.2700%	0.3075%	0.3133%	0.3104%	0.3133%	0.3183%	-0.7700%	-0.8104%	-0.0333%	
Dec-56	3.7000%	1.0400%	0.2800%	0.3125%	0.3208%	0.3167%	0.3200%	0.3258%	3.4200%	3.3833%	0.7200%	
Jan-57	-4.0100%	3.2400%	0.2900%	0.3142%	0.3242%	0.3192%	0.3225%	0.3300%	-4.3000%	-4.3292%	2.9175%	
Feb-57	-2.6400%	-0.6100%	0.2500%	0.3058%	0.3192%	0.3125%	0.3175%	0.3375%	-2.8900%	-2.9525%	-0.9275%	
Mar-57	2.1500%	0.7800%	0.2600%	0.3050%	0.3167%	0.3108%	0.3167%	0.3375%	1.8900%	1.8392%	0.4633%	
Apr-57	3.8800%	4.0200%	0.2900%	0.3058%	0.3158%	0.3108%	0.3167%	0.3342%	3.5900%	3.5692%	3.7033%	
May-57	4.3700%	1.8000%	0.2900%	0.3117%	0.3192%	0.3154%	0.3208%	0.3342%	4.0800%	4.0546%	1.4792%	
Jun-57	0.0400%	-4.1800%	0.2500%	0.3258%	0.3317%	0.3288%	0.3283%	0.3408%	-0.2100%	-0.2888%	-4.5083%	
Jul-57	1.3100%	0.3500%	0.3300%	0.3325%	0.3417%	0.3371%	0.3417%	0.3500%	0.9800%	0.9729%	0.0083%	
Aug-57	-5.0500%	-2.9400%	0.3000%	0.3417%	0.3508%	0.3463%	0.3542%	0.3642%	-5.3500%	-5.3963%	-3.2942%	
Sep-57	-6.0200%	-1.3800%	0.3100%	0.3433%	0.3550%	0.3492%	0.3592%	0.3792%	-6.3300%	-6.3692%	-1.7392%	
Oct-57	-3.0200%	-0.7400%	0.3100%	0.3417%	0.3567%	0.3492%	0.3600%	0.3842%	-3.3300%	-3.3692%	-1.1000%	
Nov-57	2.3100%	4.2800%	0.2900%	0.3400%	0.3575%	0.3488%	0.3583%	0.3850%	2.0200%	1.9613%	3.9217%	
Dec-57	-3.9500%	1.9500%	0.2900%	0.3175%	0.3400%	0.3288%	0.3375%	0.3633%	-4.2400%	-4.2788%	1.6125%	
Jan-58	4.4500%	6.0200%	0.2700%	0.3000%	0.3175%	0.3088%	0.3108%	0.3275%	4.1800%	4.1413%	5.7092%	
Feb-58	-1.4100%	1.3700%	0.2500%	0.2992%	0.3142%	0.3067%	0.3067%	0.3300%	-1.6600%	-1.7167%	1.0633%	
Mar-58	3.2800%	2.0000%	0.2700%	0.3025%	0.3150%	0.3088%	0.3108%	0.3442%	3.0100%	2.9713%	1.6892%	
Apr-58	3.3700%	5.1600%	0.2600%	0.3000%	0.3150%	0.3075%	0.3100%	0.3292%	3.1100%	3.0625%	4.8500%	
May-58	2.1200%	1.6400%	0.2400%	0.2975%	0.3150%	0.3063%	0.3075%	0.3342%	1.8800%	1.8138%	1.3325%	
Jun-58	2.7900%	1.7200%	0.2700%	0.2975%	0.3150%	0.3063%	0.3083%	0.3325%	2.5200%	2.4838%	1.4117%	
Jul-58	4.4900%	1.0900%	0.2700%	0.3058%	0.3192%	0.3125%	0.3158%	0.3367%	4.2200%	4.1775%	0.7742%	
Aug-58	1.7600%	-0.6700%	0.2700%	0.3208%	0.3317%	0.3263%	0.3317%	0.3575%	1.4900%	1.4338%	-1.0017%	
Sep-58	5.0100%	3.3200%	0.3200%	0.3408%	0.3500%	0.3454%	0.3533%	0.3792%	4.6900%	4.6646%	2.9667%	
Oct-58	2.7000%	4.0600%	0.3200%	0.3425%	0.3508%	0.3467%	0.3575%	0.3800%	2.3800%	2.3533%	3.7025%	
Nov-58	2.8400%	2.6300%	0.2800%	0.3408%	0.3508%	0.3458%	0.3542%	0.3725%	2.5600%	2.4942%	2.2758%	
Dec-58	5.3500%	6.5500%	0.3300%	0.3400%	0.3483%	0.3442%	0.3517%	0.3742%	5.0200%	5.0058%	6.1983%	
Jan-59	0.5300%	1.3400%	0.3100%	0.3433%	0.3517%	0.3475%	0.3558%	0.3767%	0.2200%	0.1825%	0.9842%	
Feb-59	0.4900%	2.0600%	0.3100%	0.3450%	0.3533%	0.3492%	0.3592%	0.3750%	0.1800%	0.1408%	1.7008%	
Mar-59	0.2000%	1.0200%	0.3500%	0.3442%	0.3525%	0.3483%	0.3583%	0.3725%	-0.1500%	-0.1483%	0.6617%	
Apr-59	4.0200%	-0.2800%	0.3300%	0.3525%	0.3600%	0.3563%	0.3667%	0.3800%	3.6900%	3.6638%	-0.6467%	
May-59	2.4000%	-1.2000%	0.3300%	0.3642%	0.3717%	0.3679%	0.3808%	0.3975%	2.0700%	2.0321%	-1.5808%	
Jun-59	-0.2200%	-0.8800%	0.3600%	0.3717%	0.3800%	0.3758%	0.3892%	0.4050%	-0.5800%	-0.5958%	-1.2692%	
Jul-59	3.6300%	3.7100%	0.3500%	0.3725%	0.3817%	0.3771%	0.3867%	0.4067%	3.2800%	3.2529%	3.3233%	

	Market Return	S&P Return	Ibbot LT RF	Aaa Corp	Aa Corp	Avg Aaa and Aa Corp		Aa PU	A PU	RPMKT	RPAAAAA	RPSPAA
Aug-59	-1.0200%	1.7500%	0.3500%	0.3692%	0.3817%	0.3754%	0.3833%	0.4075%	-1.3700%	-1.3954%	1.3667%	
Sep-59	-4.4300%	-3.9300%	0.3400%	0.3767%	0.3908%	0.3838%	0.3933%	0.4192%	-4.7700%	-4.8138%	-4.3233%	
Oct-59	1.2800%	1.5700%	0.3500%	0.3808%	0.3967%	0.3888%	0.3992%	0.4133%	0.9300%	0.8913%	1.1708%	
Nov-59	1.8600%	0.0100%	0.3500%	0.3800%	0.3917%	0.3858%	0.3900%	0.4083%	1.5100%	1.4742%	-0.3800%	
Dec-59	2.9200%	2.3000%	0.3600%	0.3817%	0.3950%	0.3883%	0.3925%	0.4133%	2.5600%	2.5317%	1.9075%	
Jan-60	-7.0000%	-1.0800%	0.3500%	0.3842%	0.3975%	0.3908%	0.3967%	0.4183%	-7.3500%	-7.3908%	-1.4767%	
Feb-60	1.4700%	1.8100%	0.3700%	0.3800%	0.3925%	0.3863%	0.3900%	0.4167%	1.1000%	1.0838%	1.4200%	
Mar-60	-1.2300%	1.4100%	0.3600%	0.3742%	0.3850%	0.3796%	0.3817%	0.4092%	-1.5900%	-1.6096%	1.0283%	
Apr-60	-1.6100%	0.7500%	0.3200%	0.3708%	0.3817%	0.3763%	0.3783%	0.3992%	-1.9300%	-1.9863%	0.3717%	
May-60	3.2600%	2.3300%	0.3700%	0.3717%	0.3842%	0.3779%	0.3808%	0.4050%	2.8900%	2.8821%	1.9492%	
Jun-60	2.1100%	4.0800%	0.3400%	0.3708%	0.3833%	0.3771%	0.3817%	0.4033%	1.7700%	1.7329%	3.6983%	
Jul-60	-2.3400%	-1.0000%	0.3200%	0.3675%	0.3800%	0.3738%	0.3783%	0.3992%	-2.6600%	-2.7138%	-1.3783%	
Aug-60	3.1700%	5.0200%	0.3400%	0.3567%	0.3700%	0.3633%	0.3633%	0.3867%	2.8300%	2.8067%	4.6567%	
Sep-60	-5.9000%	-5.1400%	0.3200%	0.3542%	0.3675%	0.3608%	0.3633%	0.3808%	-6.2200%	-6.2608%	-5.5033%	
Oct-60	-0.0700%	-0.1200%	0.3300%	0.3583%	0.3700%	0.3642%	0.3683%	0.3842%	-0.4000%	-0.4342%	-0.4883%	
Nov-60	4.6500%	3.8600%	0.3200%	0.3592%	0.3725%	0.3658%	0.3708%	0.3851%	4.3300%	4.2842%	3.4892%	
Dec-60	4.7900%	7.2400%	0.3300%	0.3625%	0.3750%	0.3688%	0.3742%	0.3875%	4.4600%	4.4213%	6.8658%	
Jan-61	6.4500%	6.1900%	0.3300%	0.3600%	0.3733%	0.3667%	0.3733%	0.3867%	6.1200%	6.0833%	5.8167%	
Feb-61	3.1900%	3.5700%	0.3000%	0.3558%	0.3667%	0.3613%	0.3658%	0.3825%	2.8900%	2.8288%	3.2042%	
Mar-61	2.7000%	3.1900%	0.3100%	0.3517%	0.3608%	0.3563%	0.3575%	0.3733%	2.3900%	2.3438%	2.8325%	
Apr-61	0.5100%	1.0900%	0.3100%	0.3542%	0.3642%	0.3592%	0.3617%	0.3733%	0.2000%	0.1508%	0.7283%	
May-61	2.3900%	1.3300%	0.3400%	0.3558%	0.3675%	0.3617%	0.3650%	0.3767%	2.0500%	2.0283%	0.9650%	
Jun-61	-2.7500%	-2.2700%	0.3200%	0.3608%	0.3708%	0.3658%	0.3683%	0.3808%	-3.0700%	-3.1158%	-2.6383%	
Jul-61	3.4200%	4.2400%	0.3300%	0.3675%	0.3775%	0.3725%	0.3750%	0.3875%	3.0900%	3.0475%	3.8650%	
Aug-61	2.4300%	4.5400%	0.3300%	0.3708%	0.3808%	0.3758%	0.3808%	0.3942%	2.1000%	2.0542%	4.1592%	
Sep-61	-1.8400%	-0.6700%	0.3200%	0.3708%	0.3825%	0.3767%	0.3817%	0.3942%	-2.1600%	-2.2167%	-1.0517%	
Oct-61	2.9800%	4.8000%	0.3400%	0.3683%	0.3800%	0.3742%	0.3775%	0.3925%	2.6400%	2.6058%	4.4225%	
Nov-61	4.4700%	3.3500%	0.3200%	0.3658%	0.3783%	0.3721%	0.3742%	0.3900%	4.1500%	4.0979%	2.9758%	
Dec-61	0.4600%	-2.9200%	0.3100%	0.3683%	0.3800%	0.3742%	0.3750%	0.3875%	0.1500%	0.0858%	-3.2950%	
Jan-62	-3.6600%	-3.6600%	0.3700%	0.3683%	0.3792%	0.3738%	0.3750%	0.3875%	-4.0300%	-4.0338%	-4.0350%	
Feb-62	2.0900%	3.0000%	0.3200%	0.3683%	0.3800%	0.3742%	0.3767%	0.3883%	1.7700%	1.7158%	2.6233%	
Mar-62	-0.4600%	0.8100%	0.3300%	0.3658%	0.3775%	0.3717%	0.3750%	0.3867%	-0.7900%	-0.8317%	0.4350%	
Apr-62	-6.0700%	-3.5300%	0.3300%	0.3608%	0.3742%	0.3675%	0.3725%	0.3825%	-6.4000%	-6.4375%	-3.9025%	
May-62	-8.1100%	-9.1200%	0.3200%	0.3567%	0.3692%	0.3629%	0.3675%	0.3758%	-8.4300%	-8.4729%	-9.4875%	
Jun-62	-8.0300%	-5.4800%	0.3000%	0.3567%	0.3700%	0.3633%	0.3650%	0.3733%	-8.3300%	-8.3933%	-5.8450%	
Jul-62	6.5200%	6.8900%	0.3400%	0.3617%	0.3742%	0.3679%	0.3667%	0.3750%	6.1800%	6.1521%	6.5233%	
Aug-62	2.0800%	2.7100%	0.3400%	0.3625%	0.3742%	0.3683%	0.3667%	0.3775%	1.7400%	1.7117%	2.3433%	
Sep-62	-4.6500%	-3.3400%	0.3000%	0.3600%	0.3717%	0.3658%	0.3642%	0.3758%	-4.9500%	-5.0158%	-3.7042%	
Oct-62	0.6400%	-0.1400%	0.3500%	0.3567%	0.3675%	0.3621%	0.3625%	0.3742%	0.2900%	0.2779%	-0.5025%	
Nov-62	10.8600%	7.6800%	0.3100%	0.3542%	0.3667%	0.3604%	0.3608%	0.3708%	10.5500%	10.4996%	7.3192%	
Dec-62	1.5300%	3.1200%	0.3200%	0.3533%	0.3650%	0.3592%	0.3592%	0.3700%	1.2100%	1.1708%	2.7608%	
Jan-63	5.0600%	5.5800%	0.3200%	0.3508%	0.3642%	0.3575%	0.3567%	0.3658%	4.7400%	4.7025%	5.2233%	
Feb-63	-2.3900%	-2.0600%	0.2900%	0.3492%	0.3633%	0.3563%	0.3567%	0.3642%	-2.6800%	-2.7463%	-2.4167%	
Mar-63	3.7000%	1.8600%	0.3100%	0.3492%	0.3617%	0.3554%	0.3558%	0.3642%	3.3900%	3.3446%	1.5042%	
Apr-63	5.0000%	2.3200%	0.3400%	0.3508%	0.3625%	0.3567%	0.3575%	0.3642%	4.6600%	4.6433%	1.9625%	

	Market Return	S&P Return	Ibbot LT RF	Aaa Corp	Aa Corp	Avg Aaa and Aa Corp		Aa PU	A PU	RPMKT	RPAAAAA	RPSPAA
May-63	1.9300%	0.7000%	0.3300%	0.3517%	0.3633%	0.3575%	0.3575%	0.3642%	1.6000%	1.5725%	0.3425%	
Jun-63	-1.8800%	-1.2300%	0.3000%	0.3525%	0.3633%	0.3579%	0.3575%	0.3642%	-2.1800%	-2.2379%	-1.5875%	
Jul-63	-0.2200%	1.2300%	0.3600%	0.3550%	0.3658%	0.3604%	0.3600%	0.3658%	-0.5800%	-0.5804%	0.8700%	
Aug-63	5.3500%	4.2500%	0.3300%	0.3575%	0.3667%	0.3621%	0.3608%	0.3650%	5.0200%	4.9879%	3.8892%	
Sep-63	-0.9700%	-2.5800%	0.3400%	0.3592%	0.3675%	0.3633%	0.3625%	0.3667%	-1.3100%	-1.3333%	-2.9425%	
Oct-63	3.3900%	-0.3300%	0.3400%	0.3600%	0.3692%	0.3646%	0.3642%	0.3675%	3.0500%	3.0254%	-0.6942%	
Nov-63	-0.4600%	-0.8200%	0.3200%	0.3608%	0.3700%	0.3654%	0.3642%	0.3683%	-0.7800%	-0.8254%	-1.1842%	
Dec-63	2.6200%	3.1700%	0.3600%	0.3625%	0.3717%	0.3671%	0.3658%	0.3717%	2.2600%	2.2529%	2.8042%	
Jan-64	2.8300%	1.2700%	0.3500%	0.3642%	0.3742%	0.3692%	0.3683%	0.3742%	2.4800%	2.4608%	0.9017%	
Feb-64	1.4700%	0.3200%	0.3200%	0.3633%	0.3717%	0.3675%	0.3667%	0.3750%	1.1500%	1.1025%	-0.0467%	
Mar-64	1.6500%	-0.3500%	0.3700%	0.3650%	0.3725%	0.3688%	0.3683%	0.3758%	1.2800%	1.2813%	-0.7183%	
Apr-64	0.7500%	0.6700%	0.3500%	0.3667%	0.3742%	0.3704%	0.3708%	0.3767%	0.4000%	0.3796%	0.2992%	
May-64	1.6200%	0.3200%	0.3200%	0.3675%	0.3750%	0.3713%	0.3708%	0.3775%	1.3000%	1.2488%	-0.0508%	
Jun-64	1.7800%	2.3400%	0.3800%	0.3675%	0.3758%	0.3717%	0.3717%	0.3792%	1.4000%	1.4083%	1.9683%	
Jul-64	1.9500%	4.7100%	0.3500%	0.3667%	0.3750%	0.3708%	0.3708%	0.3783%	1.6000%	1.5792%	4.3392%	
Aug-64	-1.1800%	0.3100%	0.3500%	0.3675%	0.3742%	0.3708%	0.3708%	0.3783%	-1.5300%	-1.5508%	-0.0608%	
Sep-64	3.0100%	1.7000%	0.3400%	0.3683%	0.3733%	0.3708%	0.3700%	0.3775%	2.6700%	2.6392%	1.3300%	
Oct-64	0.9600%	1.6500%	0.3400%	0.3683%	0.3742%	0.3713%	0.3700%	0.3758%	0.6200%	0.5888%	1.2800%	
Nov-64	0.0500%	1.1400%	0.3500%	0.3692%	0.3742%	0.3717%	0.3708%	0.3775%	-0.3000%	-0.3217%	0.7692%	
Dec-64	0.5600%	0.8600%	0.3500%	0.3700%	0.3750%	0.3725%	0.3717%	0.3783%	0.2100%	0.1875%	0.4883%	
Jan-65	3.4500%	3.7100%	0.3300%	0.3692%	0.3733%	0.3713%	0.3700%	0.3775%	3.1200%	3.0788%	3.3400%	
Feb-65	0.3100%	0.0900%	0.3200%	0.3675%	0.3717%	0.3696%	0.3692%	0.3758%	-0.0100%	-0.0596%	-0.2792%	
Mar-65	-1.3300%	0.0700%	0.3800%	0.3683%	0.3733%	0.3708%	0.3700%	0.3750%	-1.7100%	-1.7008%	-0.3000%	
Apr-65	3.5600%	1.0900%	0.3300%	0.3692%	0.3733%	0.3713%	0.3700%	0.3742%	3.2300%	3.1888%	0.7200%	
May-65	-0.3000%	-0.8400%	0.3300%	0.3700%	0.3742%	0.3721%	0.3717%	0.3750%	-0.6300%	-0.6721%	-1.2117%	
Jun-65	-4.7300%	-3.4000%	0.3800%	0.3717%	0.3767%	0.3742%	0.3742%	0.3767%	-5.1100%	-5.1042%	-3.7742%	
Jul-65	1.4700%	1.0500%	0.3400%	0.3733%	0.3800%	0.3767%	0.3750%	0.3783%	1.1300%	1.0933%	0.6750%	
Aug-65	2.7200%	0.9700%	0.3700%	0.3742%	0.3825%	0.3783%	0.3775%	0.3817%	2.3500%	2.3417%	0.5925%	
Sep-65	3.3400%	1.9400%	0.3500%	0.3767%	0.3858%	0.3813%	0.3808%	0.3858%	2.9900%	2.9588%	1.5592%	
Oct-65	2.8900%	1.2900%	0.3400%	0.3800%	0.3883%	0.3842%	0.3833%	0.3883%	2.5500%	2.5058%	0.9067%	
Nov-65	-0.3100%	-1.1600%	0.3700%	0.3833%	0.3908%	0.3871%	0.3867%	0.3925%	-0.6800%	-0.6971%	-1.5467%	
Dec-65	1.0600%	-0.0800%	0.3700%	0.3900%	0.4000%	0.3950%	0.3958%	0.4025%	0.6900%	0.6650%	-0.4758%	
Jan-66	0.6200%	-2.9700%	0.3800%	0.3950%	0.4025%	0.3988%	0.3983%	0.4050%	0.2400%	0.2213%	-3.3683%	
Feb-66	-1.3100%	-4.1400%	0.3400%	0.3983%	0.4083%	0.4033%	0.4033%	0.4100%	-1.6500%	-1.7133%	-4.5433%	
Mar-66	-2.0500%	-0.4500%	0.4000%	0.4100%	0.4208%	0.4154%	0.4183%	0.4283%	-2.4500%	-2.4654%	-0.8683%	
Apr-66	2.2000%	1.7200%	0.3600%	0.4108%	0.4250%	0.4179%	0.4267%	0.4375%	1.8400%	1.7821%	1.2933%	
May-66	-4.9200%	-2.9600%	0.4100%	0.4150%	0.4250%	0.4200%	0.4267%	0.4375%	-5.3300%	-5.3400%	-3.3867%	
Jun-66	-1.4600%	-1.8100%	0.3900%	0.4225%	0.4300%	0.4263%	0.4325%	0.4500%	-1.8500%	-1.8863%	-2.2425%	
Jul-66	-1.2000%	0.0900%	0.3800%	0.4300%	0.4375%	0.4338%	0.4400%	0.4542%	-1.5800%	-1.6338%	-0.3500%	
Aug-66	-7.2500%	-8.7500%	0.4300%	0.4425%	0.4483%	0.4454%	0.4533%	0.4650%	-7.6800%	-7.6954%	-9.2033%	
Sep-66	-0.5300%	4.7500%	0.4100%	0.4575%	0.4650%	0.4613%	0.4742%	0.4842%	-0.9400%	-0.9913%	4.2758%	
Oct-66	4.9400%	9.7000%	0.4000%	0.4508%	0.4583%	0.4546%	0.4625%	0.4783%	4.5400%	4.4854%	9.2375%	
Nov-66	0.9500%	-0.7600%	0.3800%	0.4458%	0.4550%	0.4504%	0.4567%	0.4692%	0.5700%	0.4996%	-1.2167%	
Dec-66	0.0200%	2.2100%	0.3900%	0.4492%	0.4567%	0.4529%	0.4550%	0.4725%	-0.3700%	-0.4329%	1.7550%	
Jan-67	7.9800%	2.7100%	0.4000%	0.4333%	0.4417%	0.4375%	0.4358%	0.4550%	7.5800%	7.5425%	2.2742%	

	Market Return	S&P Return	Ibbot LT RF	Aaa Corp	Aa Corp	Avg Aaa and Aa Corp		Aa PU	A PU	RPMKT	RPAAAAA	RPSPAA
Feb-67	0.7200%	-1.5700%	0.3400%	0.4192%	0.4317%	0.4254%	0.4217%	0.4400%	0.3800%	0.2946%	-1.9917%	
Mar-67	4.0900%	1.9700%	0.3900%	0.4275%	0.4358%	0.4317%	0.4333%	0.4533%	3.7000%	3.6583%	1.5367%	
Apr-67	4.3700%	2.0200%	0.3500%	0.4258%	0.4383%	0.4321%	0.4317%	0.4517%	4.0200%	3.9379%	1.5883%	
May-67	-4.7700%	-5.0600%	0.4300%	0.4367%	0.4517%	0.4442%	0.4517%	0.4717%	-5.2000%	-5.2142%	-5.5117%	
Jun-67	1.9000%	-1.3100%	0.3900%	0.4533%	0.4692%	0.4613%	0.4742%	0.4867%	1.5100%	1.4388%	-1.7842%	
Jul-67	4.6800%	2.0400%	0.4300%	0.4650%	0.4767%	0.4708%	0.4800%	0.4950%	4.2500%	4.2092%	1.5600%	
Aug-67	-0.7000%	-0.6500%	0.4200%	0.4683%	0.4800%	0.4742%	0.4850%	0.4967%	-1.1200%	-1.1742%	-1.1350%	
Sep-67	3.4200%	-0.3700%	0.4000%	0.4708%	0.4892%	0.4800%	0.4917%	0.5042%	3.0200%	2.9400%	-0.8617%	
Oct-67	-2.7600%	-5.7200%	0.4500%	0.4850%	0.5008%	0.4929%	0.4992%	0.5150%	-3.2100%	-3.2529%	-6.2192%	
Nov-67	0.6500%	2.9300%	0.4500%	0.5058%	0.5192%	0.5125%	0.5242%	0.5400%	0.2000%	0.1375%	2.4058%	
Dec-67	2.7800%	2.8600%	0.4400%	0.5158%	0.5292%	0.5225%	0.5333%	0.5558%	2.3400%	2.2575%	2.3267%	
Jan-68	-4.2500%	0.8200%	0.5000%	0.5142%	0.5242%	0.5192%	0.5267%	0.5450%	-4.7500%	-4.7692%	0.2933%	
Feb-68	-2.6100%	-2.3300%	0.4200%	0.5083%	0.5225%	0.5154%	0.5200%	0.5308%	-3.0300%	-3.1254%	-2.8500%	
Mar-68	1.1000%	-3.9900%	0.4300%	0.5092%	0.5233%	0.5163%	0.5217%	0.5342%	0.6700%	0.5838%	-4.5117%	
Apr-68	8.3400%	2.7500%	0.4900%	0.5175%	0.5317%	0.5246%	0.5317%	0.5483%	7.8500%	7.8154%	2.2183%	
May-68	1.6100%	-0.6200%	0.4600%	0.5225%	0.5400%	0.5313%	0.5383%	0.5517%	1.1500%	1.0788%	-1.1583%	
Jun-68	1.0500%	8.0700%	0.4200%	0.5233%	0.5417%	0.5325%	0.5383%	0.5517%	0.6300%	0.5175%	7.5317%	
Jul-68	-1.7200%	-0.7000%	0.4800%	0.5200%	0.5375%	0.5288%	0.5317%	0.5442%	-2.2000%	-2.2488%	-1.2317%	
Aug-68	1.6400%	0.0400%	0.4200%	0.5017%	0.5208%	0.5113%	0.5108%	0.5225%	1.2200%	1.1288%	-0.4708%	
Sep-68	4.0000%	1.0000%	0.4400%	0.4975%	0.5192%	0.5083%	0.5100%	0.5225%	3.5600%	3.4917%	0.4900%	
Oct-68	0.8700%	0.8600%	0.4500%	0.5075%	0.5267%	0.5171%	0.5217%	0.5333%	0.4200%	0.3529%	0.3383%	
Nov-68	5.3100%	7.8100%	0.4300%	0.5158%	0.5375%	0.5267%	0.5392%	0.5492%	4.8800%	4.7833%	7.2708%	
Dec-68	-4.0200%	-3.0900%	0.4900%	0.5375%	0.5550%	0.5463%	0.5625%	0.5725%	-4.5100%	-4.5663%	-3.6525%	
Jan-69	-0.6800%	1.6900%	0.5000%	0.5492%	0.5608%	0.5550%	0.5750%	0.5867%	-1.1800%	-1.2350%	1.1150%	
Feb-69	-4.2600%	-5.3200%	0.4600%	0.5550%	0.5642%	0.5596%	0.5742%	0.5942%	-4.7200%	-4.8196%	-5.8942%	
Mar-69	3.5900%	-0.9600%	0.4700%	0.5708%	0.5792%	0.5750%	0.5900%	0.6058%	3.1200%	3.0150%	-1.5500%	
Apr-69	2.2900%	1.3900%	0.5500%	0.5742%	0.5850%	0.5796%	0.5925%	0.6083%	1.7400%	1.7104%	0.7975%	
May-69	0.2600%	-0.0600%	0.4700%	0.5658%	0.5800%	0.5729%	0.5825%	0.5967%	-0.2100%	-0.3129%	-0.6425%	
Jun-69	-5.4200%	-5.1600%	0.5500%	0.5817%	0.5933%	0.5875%	0.6042%	0.6175%	-5.9700%	-6.0075%	-5.7642%	
Jul-69	-5.8700%	-3.6300%	0.5200%	0.5900%	0.6033%	0.5967%	0.6150%	0.6267%	-6.3900%	-6.4667%	-4.2450%	
Aug-69	4.5400%	-1.1400%	0.4800%	0.5808%	0.6025%	0.5917%	0.6117%	0.6200%	4.0600%	3.9483%	-1.7517%	
Sep-69	-2.3600%	-3.7200%	0.5500%	0.5950%	0.6133%	0.6042%	0.6250%	0.6358%	-2.9100%	-2.9642%	-4.3450%	
Oct-69	4.5900%	7.9800%	0.5700%	0.6108%	0.6275%	0.6192%	0.6425%	0.6683%	4.0200%	3.9708%	7.3375%	
Nov-69	-2.9700%	-5.8800%	0.4900%	0.6125%	0.6317%	0.6221%	0.6458%	0.6667%	-3.4600%	-3.5921%	-6.5258%	
Dec-69	-1.7700%	-0.9700%	0.6000%	0.6433%	0.6608%	0.6521%	0.6858%	0.7158%	-2.3700%	-2.4221%	-1.6558%	
Jan-70	-7.4300%	-4.5300%	0.5600%	0.6592%	0.6792%	0.6692%	0.7000%	0.7242%	-7.9900%	-8.0992%	-5.2300%	
Feb-70	5.5800%	10.5300%	0.5200%	0.6608%	0.6775%	0.6692%	0.6917%	0.7092%	5.0600%	4.9108%	9.8383%	
Mar-70	0.4400%	2.3200%	0.5600%	0.6533%	0.6717%	0.6625%	0.6808%	0.6925%	-0.1200%	-0.2225%	1.6392%	
Apr-70	-8.7500%	-9.2900%	0.5400%	0.6525%	0.6692%	0.6608%	0.6800%	0.6925%	-9.2900%	-9.4108%	-9.9700%	
May-70	-5.7800%	-5.1500%	0.5500%	0.6758%	0.6867%	0.6813%	0.7117%	0.7225%	-6.3300%	-6.4613%	-5.8617%	
Jun-70	-4.6600%	-5.8200%	0.6400%	0.7067%	0.7150%	0.7108%	0.7417%	0.7533%	-5.3000%	-5.3708%	-6.5617%	
Jul-70	7.6900%	9.7300%	0.5900%	0.7033%	0.7200%	0.7117%	0.7342%	0.7550%	7.1000%	6.9783%	8.9958%	
Aug-70	4.7800%	5.8100%	0.5700%	0.6775%	0.7075%	0.6925%	0.7225%	0.7400%	4.2100%	4.0875%	5.0875%	
Sep-70	3.6200%	-1.1400%	0.5600%	0.6742%	0.7058%	0.6900%	0.7217%	0.7350%	3.0600%	2.9300%	-1.8617%	
Oct-70	-0.8300%	-1.4900%	0.5500%	0.6692%	0.7033%	0.6863%	0.7183%	0.7300%	-1.3800%	-1.5163%	-2.2083%	

	Market Return	S&P Return	Ibbot LT RF	Aaa Corp	Aa Corp	Avg Aaa and Aa Corp		Aa PU	A PU	RPMKT	RPAAAAA	RPSPAA
Nov-70	5.0600%	9.7500%	0.5800%	0.6708%	0.7017%	0.6863%	0.7192%	0.7325%	4.4800%	4.3738%	9.0308%	
Dec-70	5.9700%	7.3500%	0.5300%	0.6367%	0.6775%	0.6571%	0.6942%	0.7067%	5.4400%	5.3129%	6.6558%	
Jan-71	4.3200%	2.5700%	0.5100%	0.6133%	0.6583%	0.6358%	0.6733%	0.6792%	3.8100%	3.6842%	1.8967%	
Feb-71	1.1700%	-2.7700%	0.4600%	0.5900%	0.6392%	0.6146%	0.6542%	0.6575%	0.7100%	0.5554%	-3.4242%	
Mar-71	3.9400%	3.3100%	0.5600%	0.6008%	0.6442%	0.6225%	0.6667%	0.6708%	3.3800%	3.3175%	2.6433%	
Apr-71	3.8900%	-3.4900%	0.4800%	0.6042%	0.6450%	0.6246%	0.6633%	0.6725%	3.4100%	3.2654%	-4.1533%	
May-71	-3.9100%	-3.5100%	0.4700%	0.6275%	0.6533%	0.6404%	0.6708%	0.6950%	-4.3800%	-4.5504%	-4.1808%	
Jun-71	0.3300%	3.9800%	0.5600%	0.6367%	0.6633%	0.6500%	0.6900%	0.7042%	-0.2300%	-0.3200%	3.2900%	
Jul-71	-3.8700%	-2.2500%	0.5200%	0.6367%	0.6633%	0.6500%	0.6800%	0.7042%	-4.3900%	-4.5200%	-2.9300%	
Aug-71	3.8800%	-2.4700%	0.5500%	0.6325%	0.6608%	0.6467%	0.6767%	0.7000%	3.3300%	3.2333%	-3.1467%	
Sep-71	-0.4400%	-1.4600%	0.5000%	0.6200%	0.6508%	0.6354%	0.6650%	0.6817%	-0.9400%	-1.0754%	-2.1250%	
Oct-71	-3.9200%	1.7000%	0.4700%	0.6158%	0.6408%	0.6283%	0.6558%	0.6750%	-4.3900%	-4.5483%	1.0442%	
Nov-71	0.0200%	-0.5500%	0.5100%	0.6050%	0.6300%	0.6175%	0.6533%	0.6633%	-0.4900%	-0.5975%	-1.2033%	
Dec-71	8.8800%	8.0600%	0.5000%	0.6042%	0.6308%	0.6175%	0.6517%	0.6583%	8.3800%	8.2625%	7.4083%	
Jan-72	2.0600%	-0.7400%	0.5000%	0.5992%	0.6267%	0.6129%	0.6467%	0.6492%	1.5600%	1.4471%	-1.3867%	
Feb-72	2.7700%	-2.4000%	0.4700%	0.6058%	0.6267%	0.6163%	0.6425%	0.6483%	2.3000%	2.1538%	-3.0425%	
Mar-72	0.8300%	-0.3600%	0.4900%	0.6033%	0.6275%	0.6154%	0.6408%	0.6475%	0.3400%	0.2146%	-1.0008%	
Apr-72	0.6800%	-2.7700%	0.4800%	0.6083%	0.6308%	0.6196%	0.6458%	0.6517%	0.2000%	0.0604%	-3.4158%	
May-72	1.9700%	-0.1700%	0.5500%	0.6083%	0.6300%	0.6192%	0.6467%	0.6533%	1.4200%	1.3508%	-0.8167%	
Jun-72	-1.9400%	-2.1000%	0.4900%	0.6025%	0.6258%	0.6142%	0.6425%	0.6475%	-2.4300%	-2.5542%	-2.7425%	
Jul-72	0.4800%	-0.1400%	0.5100%	0.6008%	0.6250%	0.6129%	0.6317%	0.6517%	-0.0300%	-0.1329%	-0.7717%	
Aug-72	3.6900%	5.7400%	0.4900%	0.5992%	0.6192%	0.6092%	0.6242%	0.6367%	3.2000%	3.0808%	5.1158%	
Sep-72	-0.2500%	0.2700%	0.4700%	0.6017%	0.6175%	0.6096%	0.6233%	0.6342%	-0.7200%	-0.8596%	-0.3533%	
Oct-72	1.1800%	6.5100%	0.5200%	0.6008%	0.6208%	0.6108%	0.6250%	0.6383%	0.6600%	0.5692%	5.8850%	
Nov-72	4.8100%	6.3900%	0.4800%	0.5933%	0.6158%	0.6046%	0.6183%	0.6333%	4.3300%	4.2054%	5.7717%	
Dec-72	1.4200%	-1.7400%	0.4500%	0.5900%	0.6133%	0.6017%	0.6150%	0.6233%	0.9700%	0.8183%	-2.3550%	
Jan-73	-1.4900%	-4.3900%	0.5400%	0.5958%	0.6142%	0.6050%	0.6183%	0.6267%	-2.0300%	-2.0950%	-5.0083%	
Feb-73	-3.5200%	-2.3400%	0.5100%	0.6017%	0.6225%	0.6121%	0.6267%	0.6350%	-4.0300%	-4.1321%	-2.9667%	
Mar-73	0.0800%	-1.3500%	0.5600%	0.6075%	0.6242%	0.6158%	0.6250%	0.6383%	-0.4800%	-0.5358%	-1.9750%	
Apr-73	-3.8300%	-0.4900%	0.5700%	0.6050%	0.6242%	0.6146%	0.6258%	0.6358%	-4.4000%	-4.4446%	-1.1158%	
May-73	-1.6300%	0.6700%	0.5800%	0.6075%	0.6242%	0.6158%	0.6258%	0.6358%	-2.2100%	-2.2458%	0.0442%	
Jun-73	-0.4000%	-1.6700%	0.5500%	0.6142%	0.6292%	0.6217%	0.6325%	0.6425%	-0.9500%	-1.0217%	-2.3025%	
Jul-73	4.0700%	-1.9900%	0.6100%	0.6208%	0.6367%	0.6288%	0.6417%	0.6517%	3.4600%	3.4413%	-2.6317%	
Aug-73	-3.4100%	-2.8400%	0.6200%	0.6400%	0.6533%	0.6467%	0.6600%	0.6700%	-4.0300%	-4.0567%	-3.5000%	
Sep-73	4.2700%	7.7100%	0.5500%	0.6358%	0.6550%	0.6454%	0.6617%	0.6700%	3.7200%	3.6246%	7.0483%	
Oct-73	0.1700%	-3.8800%	0.6300%	0.6333%	0.6533%	0.6433%	0.6617%	0.6683%	-0.4600%	-0.4733%	-4.5417%	
Nov-73	-11.0900%	-11.7200%	0.5600%	0.6392%	0.6583%	0.6488%	0.6675%	0.6792%	-11.6500%	-11.7388%	-12.3875%	
Dec-73	1.9800%	3.7500%	0.6000%	0.6400%	0.6600%	0.6500%	0.6725%	0.6867%	1.3800%	1.3300%	3.0775%	
Jan-74	-0.7200%	4.1800%	0.6100%	0.6525%	0.6667%	0.6596%	0.6792%	0.6967%	-1.3300%	-1.3796%	3.5008%	
Feb-74	-0.0700%	0.6000%	0.5500%	0.6542%	0.6708%	0.6625%	0.6833%	0.7017%	-0.6200%	-0.7325%	-0.0833%	
Mar-74	-2.0500%	-3.8900%	0.5900%	0.6675%	0.6817%	0.6746%	0.6958%	0.7050%	-2.6400%	-2.7246%	-4.5858%	
Apr-74	-3.5900%	-12.9600%	0.6800%	0.6875%	0.7025%	0.6950%	0.7133%	0.7308%	-4.2700%	-4.2850%	-13.6733%	
May-74	-3.0200%	-4.8400%	0.6800%	0.6975%	0.7150%	0.7063%	0.7267%	0.7500%	-3.7000%	-3.7263%	-5.5667%	
Jun-74	-1.1300%	-5.7000%	0.6100%	0.7058%	0.7292%	0.7175%	0.7442%	0.7767%	-1.7400%	-1.8475%	-6.4442%	
Jul-74	-7.4200%	-0.8900%	0.7200%	0.7267%	0.7508%	0.7388%	0.7642%	0.8050%	-8.1400%	-8.1588%	-1.6542%	

	Market Return	S&P Return	Ibbot LT RF	Aaa Corp	Aa Corp	Avg Aaa and Aa Corp	Aa PU	A PU	RPMKT	RPAAAAA	RPSPAA
Aug-74	-8.6400%	-8.7100%	0.6500%	0.7500%	0.7733%	0.7617%	0.7942%	0.8358%	-9.2900%	-9.4017%	-9.5042%
Sep-74	-11.5200%	-0.8600%	0.7100%	0.7700%	0.8050%	0.7875%	0.8375%	0.8708%	-12.2300%	-12.3075%	-1.6975%
Oct-74	16.8100%	11.9900%	0.7000%	0.7725%	0.8033%	0.7879%	0.8275%	0.8983%	16.1100%	16.0221%	11.1625%
Nov-74	-4.8900%	-1.1900%	0.6200%	0.7408%	0.7783%	0.7596%	0.7950%	0.8717%	-5.5100%	-5.6496%	-1.9850%
Dec-74	-1.5600%	0.4400%	0.6700%	0.7408%	0.7667%	0.7538%	0.7808%	0.8558%	-2.2300%	-2.3138%	-0.3408%
Jan-75	12.7200%	18.9700%	0.6800%	0.7358%	0.7608%	0.7483%	0.7875%	0.8642%	12.0400%	11.9717%	18.1825%
Feb-75	6.3800%	1.4300%	0.6000%	0.7183%	0.7425%	0.7304%	0.7692%	0.8325%	5.7800%	5.6496%	0.6608%
Mar-75	2.5400%	-2.1600%	0.6600%	0.7225%	0.7433%	0.7329%	0.7642%	0.8100%	1.8800%	1.8071%	-2.9242%
Apr-75	5.1000%	-1.4000%	0.6700%	0.7458%	0.7658%	0.7558%	0.7900%	0.8383%	4.4300%	4.3442%	-2.1900%
May-75	4.7600%	8.6600%	0.6700%	0.7417%	0.7700%	0.7558%	0.7917%	0.8525%	4.0900%	4.0042%	7.8683%
Jun-75	4.7700%	10.6700%	0.7000%	0.7308%	0.7608%	0.7458%	0.7783%	0.8417%	4.0700%	4.0242%	9.8917%
Jul-75	-6.4400%	-5.1000%	0.6800%	0.7367%	0.7608%	0.7488%	0.7817%	0.8342%	-7.1200%	-7.1888%	-5.8817%
Aug-75	-1.7600%	-2.1200%	0.6500%	0.7458%	0.7692%	0.7575%	0.7933%	0.8433%	-2.4100%	-2.5175%	-2.9133%
Sep-75	-3.1200%	-0.4900%	0.7300%	0.7458%	0.7792%	0.7625%	0.8033%	0.8492%	-3.8500%	-3.8825%	-1.2933%
Oct-75	6.5300%	7.0800%	0.7200%	0.7383%	0.7767%	0.7575%	0.7958%	0.8467%	5.8100%	5.7725%	6.2842%
Nov-75	2.8200%	3.5000%	0.6100%	0.7317%	0.7692%	0.7504%	0.7875%	0.8367%	2.2100%	2.0696%	2.7125%
Dec-75	-0.8100%	0.7700%	0.7500%	0.7325%	0.7713%	0.7519%	0.7925%	0.8425%	-1.5600%	-1.5619%	-0.0225%
Jan-76	12.1700%	8.9400%	0.6500%	0.7167%	0.7608%	0.7388%	0.7825%	0.8250%	11.5200%	11.4313%	8.1575%
Feb-76	-0.8400%	-3.5600%	0.6100%	0.7125%	0.7517%	0.7321%	0.7633%	0.8092%	-1.4500%	-1.5721%	-4.3233%
Mar-76	3.3700%	1.0000%	0.7100%	0.7100%	0.7508%	0.7304%	0.7600%	0.8058%	2.6600%	2.6396%	0.2400%
Apr-76	-0.7800%	0.3700%	0.6400%	0.7000%	0.7408%	0.7204%	0.7500%	0.7942%	-1.4200%	-1.5004%	-0.3800%
May-76	-1.1100%	-1.3900%	0.5900%	0.7150%	0.7433%	0.7292%	0.7550%	0.7958%	-1.7000%	-1.8392%	-2.1450%
Jun-76	4.4300%	3.3700%	0.7300%	0.7183%	0.7408%	0.7296%	0.7558%	0.7950%	3.7000%	3.7004%	2.6142%
Jul-76	-0.4800%	3.4100%	0.6500%	0.7133%	0.7342%	0.7238%	0.7517%	0.7808%	-1.1300%	-1.2038%	2.6583%
Aug-76	-0.1800%	3.8300%	0.6900%	0.7042%	0.7217%	0.7129%	0.7358%	0.7608%	-0.8700%	-0.8929%	3.0942%
Sep-76	2.5800%	3.8100%	0.6400%	0.6983%	0.7117%	0.7050%	0.7242%	0.7417%	1.9400%	1.8750%	3.0858%
Oct-76	-1.8600%	-0.2100%	0.6100%	0.6933%	0.7067%	0.7000%	0.7167%	0.7325%	-2.4700%	-2.5600%	-0.9267%
Nov-76	-0.4100%	2.6800%	0.6600%	0.6875%	0.7050%	0.6963%	0.7175%	0.7300%	-1.0700%	-1.1063%	1.9625%
Dec-76	5.6100%	6.3100%	0.6300%	0.6650%	0.6871%	0.6760%	0.7042%	0.7183%	4.9800%	4.9340%	5.6058%
Jan-77	-4.7300%	0.3500%	0.5900%	0.6633%	0.6800%	0.6717%	0.7008%	0.7175%	-5.3200%	-5.4017%	-0.3508%
Feb-77	-1.8200%	-3.7200%	0.5700%	0.6700%	0.6883%	0.6792%	0.7050%	0.7208%	-2.3900%	-2.4992%	-4.4250%
Mar-77	-1.0500%	1.0200%	0.6500%	0.6750%	0.6900%	0.6825%	0.7075%	0.7250%	-1.7000%	-1.7325%	0.3125%
Apr-77	0.4200%	2.0900%	0.6100%	0.6700%	0.6900%	0.6800%	0.7092%	0.7258%	-0.1900%	-0.2600%	1.3808%
May-77	-1.9600%	2.1100%	0.6700%	0.6708%	0.6900%	0.6804%	0.7075%	0.7258%	-2.6300%	-2.6404%	1.4025%
Jun-77	4.9400%	5.3100%	0.6200%	0.6625%	0.6825%	0.6725%	0.6975%	0.7150%	4.3200%	4.2675%	4.6125%
Jul-77	-1.2400%	1.6400%	0.5900%	0.6617%	0.6767%	0.6692%	0.6933%	0.7092%	-1.8300%	-1.9092%	0.9467%
Aug-77	-1.7200%	-3.5300%	0.6700%	0.6650%	0.6808%	0.6729%	0.6967%	0.7075%	-2.3900%	-2.3929%	-4.2267%
Sep-77	0.1600%	2.4700%	0.6100%	0.6600%	0.6792%	0.6696%	0.6933%	0.7050%	-0.4500%	-0.5096%	1.7767%
Oct-77	-3.9000%	-2.9600%	0.6300%	0.6700%	0.6883%	0.6792%	0.7033%	0.7175%	-4.5300%	-4.5792%	-3.6633%
Nov-77	3.1600%	3.8100%	0.6300%	0.6733%	0.6950%	0.6842%	0.7067%	0.7200%	2.5300%	2.4758%	3.1033%
Dec-77	0.7500%	0.1900%	0.6200%	0.6825%	0.7004%	0.6915%	0.7125%	0.7200%	0.1300%	0.0585%	-0.5225%
Jan-78	-5.7400%	-5.3300%	0.6900%	0.7008%	0.7158%	0.7083%	0.7300%	0.7433%	-6.4300%	-6.4483%	-6.0600%
Feb-78	-2.0300%	-0.6200%	0.6000%	0.7058%	0.7208%	0.7133%	0.7325%	0.7475%	-2.6300%	-2.7433%	-1.3525%
Mar-78	2.9400%	3.0900%	0.6900%	0.7058%	0.7217%	0.7138%	0.7325%	0.7483%	2.2500%	2.2263%	2.3575%
Apr-78	9.0200%	1.0600%	0.6300%	0.7133%	0.7275%	0.7204%	0.7383%	0.7575%	8.3900%	8.2996%	0.3217%

	Market Return	S&P Return	Ibbot LT RF	Aaa Corp	Aa Corp	Avg Aaa and Aa Corp		Aa PU	A PU	RPMKT	RPAAAAA	RPSPAA
May-78	0.9200%	0.4300%	0.7500%	0.7242%	0.7367%	0.7304%	0.7517%	0.7683%	0.1700%	0.1896%	-0.3217%	
Jun-78	-1.3800%	0.3600%	0.6900%	0.7300%	0.7458%	0.7379%	0.7658%	0.7833%	-2.0700%	-2.1179%	-0.4058%	
Jul-78	5.8300%	3.1600%	0.7300%	0.7400%	0.7558%	0.7479%	0.7717%	0.7925%	5.1000%	5.0821%	2.3883%	
Aug-78	3.0100%	-0.0300%	0.7000%	0.7242%	0.7467%	0.7354%	0.7592%	0.7767%	2.3100%	2.2746%	-0.7892%	
Sep-78	-0.3200%	-0.5600%	0.6500%	0.7242%	0.7433%	0.7338%	0.7575%	0.7733%	-0.9700%	-1.0538%	-1.3175%	
Oct-78	-8.7200%	-6.8400%	0.7300%	0.7408%	0.7558%	0.7483%	0.7733%	0.7883%	-9.4500%	-9.4683%	-7.6133%	
Nov-78	2.1500%	3.5600%	0.7100%	0.7525%	0.7700%	0.7613%	0.7883%	0.8067%	1.4400%	1.3888%	2.7717%	
Dec-78	1.9600%	-1.4900%	0.6800%	0.7633%	0.7775%	0.7704%	0.7967%	0.8083%	1.2800%	1.1896%	-2.2867%	
Jan-79	4.4300%	6.9200%	0.7900%	0.7708%	0.7900%	0.7804%	0.8083%	0.8250%	3.6400%	3.6496%	6.1117%	
Feb-79	-3.2100%	-2.1200%	0.6500%	0.7717%	0.7917%	0.7817%	0.8117%	0.8200%	-3.8600%	-3.9917%	-2.9317%	
Mar-79	5.9600%	1.9600%	0.7400%	0.7808%	0.8008%	0.7908%	0.8242%	0.8367%	5.2200%	5.1692%	1.1358%	
Apr-79	0.6300%	-2.4900%	0.7600%	0.7817%	0.8042%	0.7929%	0.8267%	0.8417%	-0.1300%	-0.1629%	-3.3167%	
May-79	-2.1700%	1.5000%	0.7700%	0.7917%	0.8217%	0.8067%	0.8492%	0.8583%	-2.9400%	-2.9767%	0.6508%	
Jun-79	4.3500%	3.8600%	0.7100%	0.7742%	0.8050%	0.7896%	0.8292%	0.8450%	3.6400%	3.5604%	3.0308%	
Jul-79	1.3400%	3.4200%	0.7600%	0.7667%	0.7908%	0.7788%	0.8100%	0.8317%	0.5800%	0.5613%	2.6100%	
Aug-79	5.7700%	1.0200%	0.7300%	0.7692%	0.7942%	0.7817%	0.8125%	0.8450%	5.0400%	4.9883%	0.2075%	
Sep-79	0.4300%	-1.7700%	0.6800%	0.7867%	0.8083%	0.7975%	0.8283%	0.8633%	-0.2500%	-0.3675%	-2.5983%	
Oct-79	-6.4000%	-5.0500%	0.8200%	0.8442%	0.8717%	0.8579%	0.9042%	0.9500%	-7.2200%	-7.2579%	-5.9542%	
Nov-79	4.7500%	6.0700%	0.8300%	0.8967%	0.9350%	0.9158%	0.9642%	0.9908%	3.9200%	3.8342%	5.1058%	
Dec-79	2.1400%	0.2200%	0.8300%	0.8950%	0.9292%	0.9121%	0.9558%	1.0125%	1.3100%	1.2279%	-0.7358%	
Jan-80	6.2200%	-0.2300%	0.8300%	0.9242%	0.9633%	0.9438%	0.9958%	1.0177%	5.3900%	5.2763%	-1.2258%	
Feb-80	-0.0100%	-2.4700%	0.8400%	1.0317%	1.0608%	1.0463%	1.0992%	1.1028%	-0.8500%	-1.0563%	-3.5692%	
Mar-80	-9.7200%	-5.2900%	0.9900%	1.0800%	1.1258%	1.1029%	1.1742%	1.2158%	-10.7100%	-10.8229%	-6.4642%	
Apr-80	4.6200%	11.8600%	1.0000%	1.0033%	1.0883%	1.0458%	1.1242%	1.1908%	3.6200%	3.5742%	10.7358%	
May-80	5.1500%	3.2300%	0.8700%	0.9158%	0.9925%	0.9542%	0.9992%	1.0613%	4.2800%	4.1958%	2.2308%	
Jun-80	3.1600%	3.3700%	0.8600%	0.8817%	0.9492%	0.9154%	0.9775%	1.0331%	2.3000%	2.2446%	2.3925%	
Jul-80	6.9600%	-0.4100%	0.8400%	0.9225%	0.9525%	0.9375%	0.9967%	1.0127%	6.1200%	6.0225%	-1.4067%	
Aug-80	1.0100%	-1.3900%	0.8100%	0.9700%	1.0075%	0.9888%	1.0608%	1.0550%	0.2000%	0.0212%	-2.4508%	
Sep-80	2.9400%	-1.1400%	0.9700%	1.0017%	1.0433%	1.0225%	1.0983%	1.1077%	1.9700%	1.9175%	-2.2383%	
Oct-80	2.0200%	2.7400%	0.9700%	1.0258%	1.0567%	1.0413%	1.1108%	1.1280%	1.0500%	0.9788%	1.6292%	
Nov-80	10.6500%	5.0100%	0.9100%	1.0808%	1.1117%	1.0963%	1.1633%	1.1677%	9.7400%	9.5538%	3.8467%	
Dec-80	-3.0200%	-0.1400%	1.0800%	1.1008%	1.1483%	1.1246%	1.1975%	1.2217%	-4.1000%	-4.1446%	-1.3375%	
Jan-81	-4.1800%	-1.8600%	0.9400%	1.0675%	1.1267%	1.0971%	1.1692%	1.1895%	-5.1200%	-5.2771%	-3.0292%	
Feb-81	1.7400%	-2.2400%	0.8800%	1.1125%	1.1575%	1.1350%	1.2208%	1.2233%	0.8600%	0.6050%	-3.4608%	
Mar-81	4.0000%	4.2000%	1.1100%	1.1108%	1.1583%	1.1346%	1.2175%	1.2604%	2.8900%	2.8654%	2.9825%	
Apr-81	-1.9300%	-0.9600%	1.0100%	1.1567%	1.1992%	1.1779%	1.2692%	1.2708%	-2.9400%	-3.1079%	-2.2292%	
May-81	0.2600%	2.9100%	1.0400%	1.1933%	1.2400%	1.2167%	1.3008%	1.3430%	-0.7800%	-0.9567%	1.6092%	
Jun-81	-0.6300%	2.7200%	1.0900%	1.1458%	1.2008%	1.1733%	1.2408%	1.3160%	-1.7200%	-1.8033%	1.4792%	
Jul-81	0.2100%	3.4100%	1.0900%	1.1983%	1.2325%	1.2154%	1.2850%	1.3393%	-0.8800%	-1.0054%	2.1250%	
Aug-81	-5.7700%	-0.2400%	1.1000%	1.2408%	1.2850%	1.2629%	1.3450%	1.3706%	-6.8700%	-7.0329%	-1.5850%	
Sep-81	-4.9300%	-4.0900%	1.1400%	1.2908%	1.3292%	1.3100%	1.3817%	1.4192%	-6.0700%	-6.2400%	-5.4717%	
Oct-81	5.4000%	6.1700%	1.1700%	1.2833%	1.3183%	1.3008%	1.3567%	1.4379%	4.2300%	4.0992%	4.8133%	
Nov-81	4.1300%	4.8100%	1.1300%	1.1850%	1.2475%	1.2163%	1.2400%	1.3679%	3.0000%	2.9138%	3.5700%	
Dec-81	-2.5600%	-3.0500%	1.0000%	1.1858%	1.2500%	1.2179%	1.2692%	1.3468%	-3.5600%	-3.7779%	-4.3192%	
Jan-82	-1.3100%	0.3700%	1.0800%	1.2650%	1.3125%	1.2888%	1.3733%	1.4000%	-2.3900%	-2.5988%	-1.0033%	

	Market Return	S&P Return	Ibbot LT RF	Aaa Corp	Aa Corp	Avg Aaa and Aa Corp	Aa PU	A PU	RPMKT	RPAAAAA	RPSPAA
Feb-82	-5.5900%	-0.3500%	1.0300%	1.2725%	1.3100%	1.2913%	1.3608%	1.4096%	-6.6200%	-6.8813%	-1.7108%
Mar-82	-0.5200%	1.6800%	1.2400%	1.2150%	1.2675%	1.2413%	1.2975%	1.3740%	-1.7600%	-1.7613%	0.3825%
Apr-82	4.5200%	5.4800%	1.1200%	1.2050%	1.2417%	1.2233%	1.2600%	1.3665%	3.4000%	3.2967%	4.2200%
May-82	-3.4100%	-1.8700%	1.0100%	1.1883%	1.2308%	1.2096%	1.2508%	1.3400%	-4.4200%	-4.6196%	-3.1208%
Jun-82	-1.5000%	-1.6100%	1.2000%	1.2342%	1.2717%	1.2529%	1.3150%	1.3617%	-2.7000%	-2.7529%	-2.9250%
Jul-82	-1.7800%	-1.9800%	1.1400%	1.2175%	1.2675%	1.2425%	1.3058%	1.3717%	-2.9200%	-3.0225%	-3.2858%
Aug-82	12.1400%	12.1100%	1.1200%	1.1425%	1.2067%	1.1746%	1.2258%	1.3267%	11.0200%	10.9654%	10.8842%
Sep-82	1.2500%	0.5200%	1.0000%	1.0783%	1.1433%	1.1108%	1.1600%	1.2875%	0.2500%	0.1392%	-0.6400%
Oct-82	11.5100%	6.5900%	0.9100%	1.0100%	1.0808%	1.0454%	1.1008%	1.2487%	10.6000%	10.4646%	5.4892%
Nov-82	4.0400%	0.1700%	0.9500%	0.9733%	1.0425%	1.0079%	1.0767%	1.2052%	3.0900%	3.0321%	-0.9067%
Dec-82	1.9300%	3.6000%	0.9300%	0.9858%	1.0367%	1.0113%	1.0633%	1.2021%	1.0000%	0.9188%	2.5367%
Jan-83	3.7200%	3.7200%	0.8700%	0.9825%	1.0292%	1.0058%	1.0617%	1.1868%	2.8500%	2.7142%	2.6583%
Feb-83	2.2900%	-0.0500%	0.8100%	1.0008%	1.0483%	1.0246%	1.0850%	1.1898%	1.4800%	1.2654%	-1.1350%
Mar-83	3.6900%	0.1700%	0.8900%	0.9775%	1.0267%	1.0021%	1.0558%	1.1690%	2.8000%	2.6879%	-0.8858%
Apr-83	7.8800%	5.7100%	0.8500%	0.9592%	1.0050%	0.9821%	1.0358%	1.1365%	7.0300%	6.8979%	4.6742%
May-83	-0.8700%	1.2400%	0.9100%	0.9550%	0.9958%	0.9754%	1.0367%	1.1243%	-1.7800%	-1.8454%	0.2033%
Jun-83	3.8900%	-1.2300%	0.9000%	0.9783%	1.0125%	0.9954%	1.0533%	1.1373%	2.9900%	2.8946%	-2.2833%
Jul-83	-2.9500%	3.3900%	0.8800%	1.0125%	1.0325%	1.0225%	1.0717%	1.1310%	-3.8300%	-3.9725%	2.3183%
Aug-83	1.5000%	0.4000%	1.0300%	1.0425%	1.0600%	1.0513%	1.0983%	1.1306%	0.4700%	0.4488%	-0.6983%
Sep-83	1.3800%	4.4500%	0.9600%	1.0308%	1.0517%	1.0413%	1.0867%	1.1197%	0.4200%	0.3388%	3.3633%
Oct-83	-1.1600%	5.3200%	0.9500%	1.0208%	1.0408%	1.0308%	1.0733%	1.1044%	-2.1100%	-2.1908%	4.2467%
Nov-83	2.1100%	-2.0400%	0.9400%	1.0342%	1.0508%	1.0425%	1.0808%	1.1153%	1.1700%	1.0675%	-3.1208%
Dec-83	-0.5200%	-2.2600%	0.9400%	1.0475%	1.0633%	1.0554%	1.0950%	1.1264%	-1.4600%	-1.5754%	-3.3550%
Jan-84	-0.5600%	4.8200%	1.0300%	1.0167%	1.0592%	1.0379%	1.0850%	1.1167%	-1.5900%	-1.5979%	3.7350%
Feb-84	-3.5200%	-4.1100%	0.9200%	1.0067%	1.0583%	1.0325%	1.0867%	1.1164%	-4.4400%	-4.5525%	-5.1967%
Mar-84	1.7300%	-0.5500%	0.9800%	1.0475%	1.1017%	1.0746%	1.1383%	1.1477%	0.7500%	0.6554%	-1.6883%
Apr-84	0.9500%	1.5900%	1.0400%	1.0675%	1.1233%	1.0954%	1.1608%	1.1774%	-0.0900%	-0.1454%	0.4292%
May-84	-5.5400%	-2.3000%	1.0300%	1.1067%	1.1750%	1.1408%	1.2217%	1.2400%	-6.5700%	-6.6808%	-3.5217%
Jun-84	2.1700%	0.6900%	1.0600%	1.1292%	1.1942%	1.1617%	1.2417%	1.2581%	1.1100%	1.0083%	-0.5517%
Jul-84	-1.2400%	4.3300%	1.1600%	1.1200%	1.1767%	1.1483%	1.2017%	1.2384%	-2.4000%	-2.3883%	3.1283%
Aug-84	11.0400%	6.4600%	1.0600%	1.0725%	1.1225%	1.0975%	1.1392%	1.2024%	9.9800%	9.9425%	5.3208%
Sep-84	0.0200%	4.3800%	0.9400%	1.0550%	1.1058%	1.0804%	1.1192%	1.1823%	-0.9200%	-1.0604%	3.2608%
Oct-84	0.3900%	2.7200%	1.0800%	1.0525%	1.0925%	1.0725%	1.1150%	1.1525%	-0.6900%	-0.6825%	1.6050%
Nov-84	-1.1200%	2.7000%	0.9100%	1.0242%	1.0550%	1.0396%	1.0833%	1.1039%	-2.0300%	-2.1596%	1.6167%
Dec-84	2.6300%	3.1600%	0.9800%	1.0108%	1.0417%	1.0263%	1.0633%	1.0891%	1.6500%	1.6038%	2.0967%
Jan-85	7.7900%	2.3500%	0.9600%	1.0067%	1.0358%	1.0213%	1.0567%	1.0822%	6.8300%	6.7688%	1.2933%
Feb-85	1.2200%	1.9300%	0.8200%	1.0108%	1.0408%	1.0258%	1.0725%	1.0862%	0.4000%	0.1942%	0.8575%
Mar-85	0.0700%	3.6200%	0.9400%	1.0467%	1.0758%	1.0613%	1.1250%	1.1501%	-0.8700%	-0.9913%	2.4950%
Apr-85	-0.0900%	2.0700%	1.0200%	1.0192%	1.0575%	1.0383%	1.0975%	1.1322%	-1.1100%	-1.1283%	0.9725%
May-85	5.7800%	6.0600%	0.9700%	0.9767%	1.0250%	1.0008%	1.0542%	1.0978%	4.8100%	4.7792%	5.0058%
Jun-85	1.5700%	2.7900%	0.8000%	0.9117%	0.9550%	0.9333%	0.9733%	1.0120%	0.7700%	0.6367%	1.8167%
Jul-85	-0.1500%	-4.2700%	0.9400%	0.9142%	0.9517%	0.9329%	0.9625%	1.0054%	-1.0900%	-1.0829%	-5.2325%
Aug-85	-0.8500%	1.8100%	0.8500%	0.9208%	0.9558%	0.9383%	0.9708%	1.0114%	-1.7000%	-1.7883%	0.8392%
Sep-85	-3.1300%	-5.2100%	0.8800%	0.9225%	0.9550%	0.9388%	0.9733%	1.0110%	-4.0100%	-4.0688%	-6.1833%
Oct-85	4.6200%	6.3800%	0.8900%	0.9183%	0.9542%	0.9363%	0.9675%	1.0012%	3.7300%	3.6838%	5.4125%

	Market Return	S&P Return	Ibbot LT RF	Aaa Corp	Aa Corp	Avg Aaa and Aa Corp	Aa PU	A PU	RPMKT	RPAAAAA	RPSPAA
Nov-85	6.8600%	5.2200%	0.8100%	0.8792%	0.9225%	0.9008%	0.9250%	0.9595%	6.0500%	5.9592%	4.2950%
Dec-85	4.8400%	6.9400%	0.8600%	0.8467%	0.8858%	0.8663%	0.8808%	0.9173%	3.9800%	3.9738%	6.0592%
Jan-86	0.5600%	2.9300%	0.7900%	0.8375%	0.8717%	0.8546%	0.8700%	0.8999%	-0.2300%	-0.2946%	2.0600%
Feb-86	7.4700%	6.2300%	0.7300%	0.8058%	0.8442%	0.8250%	0.8317%	0.8597%	6.7400%	6.6450%	5.3983%
Mar-86	5.5800%	5.1400%	0.7100%	0.7500%	0.7908%	0.7704%	0.7633%	0.7928%	4.8700%	4.8096%	4.3767%
Apr-86	-1.1300%	-3.3300%	0.6300%	0.7325%	0.7675%	0.7500%	0.7392%	0.7609%	-1.7600%	-1.8800%	-4.0692%
May-86	5.3200%	5.2500%	0.6200%	0.7575%	0.7858%	0.7717%	0.7817%	0.7972%	4.7000%	4.5483%	4.4683%
Jun-86	1.6900%	5.9700%	0.7000%	0.7608%	0.7908%	0.7758%	0.7800%	0.8046%	0.9900%	0.9142%	5.1900%
Jul-86	-5.5900%	2.8300%	0.6600%	0.7400%	0.7733%	0.7567%	0.7542%	0.7795%	-6.2500%	-6.3467%	2.0758%
Aug-86	7.4200%	8.8400%	0.6300%	0.7267%	0.7683%	0.7475%	0.7525%	0.7756%	6.7900%	6.6725%	8.0875%
Sep-86	-8.2700%	-11.3700%	0.6500%	0.7408%	0.7800%	0.7604%	0.7733%	0.7919%	-8.9200%	-9.0304%	-12.1433%
Oct-86	5.7700%	5.0500%	0.6900%	0.7383%	0.7775%	0.7579%	0.7700%	0.7940%	5.0800%	5.0121%	4.2800%
Nov-86	2.4300%	2.1100%	0.5900%	0.7233%	0.7667%	0.7450%	0.7508%	0.7745%	1.8400%	1.6850%	1.3592%
Dec-86	-2.5500%	-2.5400%	0.7000%	0.7075%	0.7517%	0.7296%	0.7342%	0.7600%	-3.2500%	-3.2796%	-3.2742%
Jan-87	13.4700%	9.8400%	0.6400%	0.6967%	0.7383%	0.7175%	0.7183%	0.7454%	12.8300%	12.7525%	9.1217%
Feb-87	3.9500%	-3.0100%	0.5900%	0.6983%	0.7400%	0.7192%	0.7242%	0.7503%	3.3600%	3.2308%	-2.7342%
Mar-87	2.8900%	-1.8900%	0.6600%	0.6967%	0.7367%	0.7167%	0.7200%	0.7441%	2.2300%	2.1733%	-3.6100%
Apr-87	-0.8900%	-4.1400%	0.6500%	0.7375%	0.7625%	0.7500%	0.7625%	0.7794%	-1.5400%	-1.6400%	-4.9025%
May-87	0.8700%	-0.6400%	0.6600%	0.7775%	0.7992%	0.7883%	0.8025%	0.8221%	0.2100%	0.0817%	-1.4425%
Jun-87	5.0500%	4.3900%	0.7500%	0.7767%	0.8042%	0.7904%	0.8008%	0.8349%	4.3000%	4.2596%	3.5892%
Jul-87	5.0700%	-0.2500%	0.7300%	0.7850%	0.8042%	0.7946%	0.8083%	0.8446%	4.3400%	4.2754%	-1.0583%
Aug-87	3.7300%	5.2700%	0.7500%	0.8058%	0.8217%	0.8138%	0.8375%	0.8703%	2.9800%	2.9163%	4.4325%
Sep-87	-2.1900%	0.2100%	0.7500%	0.8483%	0.8625%	0.8554%	0.8883%	0.9314%	-2.9400%	-3.0454%	-0.6783%
Oct-87	-21.5400%	-7.0500%	0.7900%	0.8767%	0.8950%	0.8858%	0.9258%	0.9466%	-22.3300%	-22.4258%	-7.9758%
Nov-87	-8.2400%	-5.5500%	0.7500%	0.8342%	0.8558%	0.8450%	0.8850%	0.9020%	-8.9900%	-9.0850%	-6.4350%
Dec-87	7.6100%	1.0800%	0.7800%	0.8425%	0.8608%	0.8517%	0.8983%	0.9114%	6.8300%	6.7583%	0.1817%
Jan-88	4.2100%	11.5300%	0.7200%	0.8233%	0.8408%	0.8321%	0.8767%	0.8998%	3.4900%	3.3779%	10.6533%
Feb-88	4.6600%	-1.7500%	0.7100%	0.7833%	0.8000%	0.7917%	0.8258%	0.8430%	3.9500%	3.8683%	-2.5758%
Mar-88	-3.0900%	-5.2700%	0.7200%	0.7825%	0.7992%	0.7908%	0.8267%	0.8396%	-3.8100%	-3.8808%	-6.0967%
Apr-88	1.1100%	0.1900%	0.7000%	0.8058%	0.8217%	0.8138%	0.8575%	0.8768%	0.4100%	0.2963%	-0.6675%
May-88	0.8600%	4.6000%	0.7800%	0.8250%	0.8417%	0.8333%	0.8775%	0.8993%	0.0800%	0.0267%	3.7225%
Jun-88	4.5900%	3.1500%	0.7600%	0.8217%	0.8442%	0.8329%	0.8767%	0.9005%	3.8300%	3.7571%	2.2733%
Jul-88	-0.3800%	0.1700%	0.7100%	0.8300%	0.8550%	0.8425%	0.8967%	0.9187%	-1.0900%	-1.2225%	-0.7267%
Aug-88	-3.3900%	-1.3700%	0.8300%	0.8425%	0.8642%	0.8533%	0.9042%	0.9308%	-4.2200%	-4.2433%	-2.2742%
Sep-88	4.2600%	4.1300%	0.7600%	0.8183%	0.8383%	0.8283%	0.8617%	0.8889%	3.5000%	3.4317%	3.2683%
Oct-88	2.7800%	2.6200%	0.7600%	0.7917%	0.8083%	0.8000%	0.8150%	0.8318%	2.0200%	1.9800%	1.8050%
Nov-88	-1.4300%	-0.7900%	0.7000%	0.7875%	0.8100%	0.7988%	0.8167%	0.8242%	-2.1300%	-2.2288%	-1.6067%
Dec-88	1.7400%	0.6300%	0.7500%	0.7975%	0.8175%	0.8075%	0.8250%	0.8377%	0.9900%	0.9325%	-0.1950%
Jan-89	7.3200%	5.7100%	0.8000%	0.8017%	0.8175%	0.8096%	0.8242%	0.8404%	6.5200%	6.5104%	4.8858%
Feb-89	-2.4900%	-2.1500%	0.6900%	0.8033%	0.8192%	0.8113%	0.8275%	0.8383%	-3.1800%	-3.3013%	-2.9775%
Mar-89	2.3300%	2.6900%	0.7900%	0.8167%	0.8317%	0.8242%	0.8375%	0.8535%	1.5400%	1.5058%	1.8525%
Apr-89	5.1900%	6.3400%	0.7000%	0.8158%	0.8283%	0.8221%	0.8350%	0.8492%	4.4900%	4.3679%	5.5050%
May-89	4.0500%	5.8000%	0.8000%	0.7975%	0.8125%	0.8050%	0.8158%	0.8334%	3.2500%	3.2450%	4.9842%
Jun-89	-0.5700%	1.6100%	0.7000%	0.7583%	0.7742%	0.7663%	0.7808%	0.8049%	-1.2700%	-1.3363%	0.8292%
Jul-89	9.0300%	8.0400%	0.6800%	0.7442%	0.7617%	0.7529%	0.7692%	0.7920%	8.3500%	8.2771%	7.2708%

	Market Return	S&P Return	Ibbot LT RF	Aaa Corp	Aa Corp	Avg Aaa and Aa Corp	Aa PU	A PU	RPMKT	RPAAAAA	RPSPAA
Aug-89	1.9500%	-0.5700%	0.6600%	0.7467%	0.7617%	0.7542%	0.7725%	0.7929%	1.2900%	1.1958%	-1.3425%
Sep-89	-0.4100%	1.7000%	0.6500%	0.7508%	0.7692%	0.7600%	0.7792%	0.7987%	-1.0600%	-1.1700%	0.9208%
Oct-89	-2.3200%	0.4500%	0.7200%	0.7433%	0.7658%	0.7546%	0.7733%	0.7949%	-3.0400%	-3.0746%	-0.3233%
Nov-89	2.0400%	3.3600%	0.6400%	0.7408%	0.7617%	0.7513%	0.7708%	0.7930%	1.4000%	1.2888%	2.5892%
Dec-89	2.4000%	7.3100%	0.6400%	0.7383%	0.7592%	0.7488%	0.7717%	0.7861%	1.7600%	1.6513%	6.5383%
Jan-90	-6.7100%	-8.0900%	0.7300%	0.7492%	0.7725%	0.7608%	0.7825%	0.7956%	-7.4400%	-7.4708%	-8.8725%
Feb-90	1.2900%	-1.0900%	0.6600%	0.7683%	0.7867%	0.7775%	0.7975%	0.8130%	0.6300%	0.5125%	-1.8875%
Mar-90	2.6500%	1.8700%	0.7100%	0.7808%	0.7925%	0.7867%	0.8000%	0.8205%	1.9400%	1.8633%	1.0700%
Apr-90	-2.4900%	-3.8500%	0.7500%	0.7883%	0.8033%	0.7958%	0.8175%	0.8259%	-3.2400%	-3.2858%	-4.6675%
May-90	9.7500%	6.8200%	0.7500%	0.7892%	0.8083%	0.7988%	0.8192%	0.8338%	9.0000%	8.9513%	6.0008%
Jun-90	-0.6700%	-2.1100%	0.6800%	0.7717%	0.7908%	0.7813%	0.8000%	0.8175%	-1.3500%	-1.4513%	-2.9100%
Jul-90	-0.3200%	-0.3200%	0.7400%	0.7700%	0.7892%	0.7796%	0.8008%	0.8132%	-1.0600%	-1.0996%	-1.1208%
Aug-90	-9.0400%	-7.9200%	0.7100%	0.7842%	0.8025%	0.7933%	0.8150%	0.8246%	-9.7500%	-9.8333%	-8.7350%
Sep-90	-4.8700%	4.1100%	0.6900%	0.7967%	0.8142%	0.8054%	0.8225%	0.8431%	-5.5600%	-5.6754%	3.2875%
Oct-90	-0.4300%	6.5300%	0.8100%	0.7942%	0.8142%	0.8042%	0.8142%	0.8386%	-1.2400%	-1.2342%	5.7158%
Nov-90	6.4600%	1.9300%	0.7100%	0.7750%	0.7992%	0.7871%	0.7992%	0.8260%	5.7500%	5.6729%	1.1308%
Dec-90	2.7900%	0.8600%	0.7200%	0.7542%	0.7825%	0.7683%	0.7850%	0.8109%	2.0700%	2.0217%	0.0750%
Jan-91	4.3600%	-3.0100%	0.7100%	0.7533%	0.7808%	0.7671%	0.7825%	0.8094%	3.6500%	3.5929%	-3.7925%
Feb-91	7.1500%	3.4900%	0.6400%	0.7358%	0.7633%	0.7496%	0.7633%	0.7898%	6.5100%	6.4004%	2.7267%
Mar-91	2.4200%	1.9800%	0.6400%	0.7442%	0.7675%	0.7558%	0.7692%	0.7961%	1.7800%	1.6642%	1.2108%
Apr-91	0.2400%	-1.6200%	0.7600%	0.7383%	0.7600%	0.7492%	0.7617%	0.7887%	-0.5200%	-0.5092%	-2.3817%
May-91	4.3100%	-1.3000%	0.6800%	0.7383%	0.7625%	0.7504%	0.7633%	0.7860%	3.6300%	3.5596%	-2.0633%
Jun-91	-4.5800%	-1.3900%	0.6300%	0.7508%	0.7733%	0.7621%	0.7733%	0.7986%	-5.2100%	-5.3421%	-2.1633%
Jul-91	4.6600%	3.0700%	0.7600%	0.7500%	0.7708%	0.7604%	0.7717%	0.7956%	3.9000%	3.8996%	2.2983%
Aug-91	2.3700%	2.5800%	0.6800%	0.7292%	0.7492%	0.7392%	0.7550%	0.7754%	1.6900%	1.6308%	1.8250%
Sep-91	-1.6700%	2.0200%	0.6800%	0.7175%	0.7383%	0.7279%	0.7458%	0.7638%	-2.3500%	-2.3979%	1.2742%
Oct-91	1.3400%	2.0000%	0.6500%	0.7125%	0.7358%	0.7242%	0.7433%	0.7601%	0.6900%	0.6158%	1.2567%
Nov-91	-4.0300%	-0.9800%	0.6000%	0.7067%	0.7317%	0.7192%	0.7392%	0.7545%	-4.6300%	-4.7492%	-1.7192%
Dec-91	11.4400%	7.3300%	0.6800%	0.6925%	0.7175%	0.7050%	0.7258%	0.7416%	10.7600%	10.7350%	6.6042%
Jan-92	-1.8600%	-5.3600%	0.6100%	0.6833%	0.7092%	0.6963%	0.7192%	0.7360%	-2.4700%	-2.5563%	-6.0792%
Feb-92	1.3000%	-2.7300%	0.5900%	0.6908%	0.7225%	0.7067%	0.7300%	0.7442%	0.7100%	0.5933%	-3.4600%
Mar-92	-1.9400%	-1.4300%	0.6700%	0.6958%	0.7275%	0.7117%	0.7350%	0.7473%	-2.6100%	-2.6517%	-2.1650%
Apr-92	2.9400%	6.4500%	0.6500%	0.6942%	0.7242%	0.7092%	0.7300%	0.7438%	2.2900%	2.2308%	5.7200%
May-92	0.4900%	-0.1500%	0.6100%	0.6900%	0.7192%	0.7046%	0.7242%	0.7400%	-0.1200%	-0.2146%	-0.8742%
Jun-92	-1.4900%	1.4100%	0.6700%	0.6850%	0.7133%	0.6992%	0.7192%	0.7323%	-2.1600%	-2.1892%	0.6908%
Jul-92	4.0900%	7.9000%	0.6300%	0.6725%	0.6975%	0.6850%	0.7042%	0.7149%	3.4600%	3.4050%	7.1958%
Aug-92	-2.0500%	-0.7400%	0.6000%	0.6625%	0.6842%	0.6733%	0.6917%	0.7031%	-2.6500%	-2.7233%	-1.4317%
Sep-92	1.1800%	0.7300%	0.5800%	0.6600%	0.6808%	0.6704%	0.6900%	0.7006%	0.6000%	0.5096%	0.0400%
Oct-92	0.3500%	-0.9400%	0.5700%	0.6658%	0.6933%	0.6796%	0.7017%	0.7106%	-0.2200%	-0.3296%	-1.6417%
Nov-92	3.4100%	-0.1500%	0.6100%	0.6750%	0.7000%	0.6875%	0.7092%	0.7193%	2.8000%	2.7225%	-0.8592%
Dec-92	1.2300%	3.5800%	0.6300%	0.6650%	0.6867%	0.6758%	0.6933%	0.7042%	0.6000%	0.5542%	2.8867%
Jan-93	0.8400%	1.5700%	0.5900%	0.6592%	0.6758%	0.6675%	0.6783%	0.6901%	0.2500%	0.1725%	0.8917%
Feb-93	1.3600%	7.2100%	0.5500%	0.6425%	0.6583%	0.6504%	0.6600%	0.6704%	0.8100%	0.7096%	6.5500%
Mar-93	2.1100%	1.8000%	0.6300%	0.6317%	0.6433%	0.6375%	0.6467%	0.6586%	1.4800%	1.4725%	1.1533%
Apr-93	-2.4200%	-0.2700%	0.5700%	0.6217%	0.6350%	0.6283%	0.6367%	0.6515%	-2.9900%	-3.0483%	-0.9067%

	Market Return	S&P Return	Ibbot LT RF	Aaa Corp	Aa Corp	Avg Aaa and Aa Corp	Aa PU	A PU	RPMKT	RPAAAAA	RPSPAA
May-93	2.6800%	-1.9100%	0.5200%	0.6192%	0.6342%	0.6267%	0.6367%	0.6549%	2.1600%	2.0533%	-2.5467%
Jun-93	0.2900%	4.6300%	0.6200%	0.6108%	0.6258%	0.6183%	0.6283%	0.6469%	-0.3300%	-0.3283%	4.0017%
Jul-93	-0.4000%	2.2600%	0.5400%	0.5975%	0.6125%	0.6050%	0.6150%	0.6285%	-0.9400%	-1.0050%	1.6450%
Aug-93	3.7900%	4.8400%	0.5600%	0.5708%	0.5883%	0.5796%	0.5892%	0.6059%	3.2300%	3.2104%	4.2508%
Sep-93	-0.7700%	-0.2000%	0.5000%	0.5550%	0.5708%	0.5629%	0.5742%	0.5864%	-1.2700%	-1.3329%	-0.7742%
Oct-93	2.0700%	-0.2100%	0.4900%	0.5558%	0.5725%	0.5642%	0.5758%	0.5857%	1.5800%	1.5058%	-0.7858%
Nov-93	-0.9500%	-5.0700%	0.5300%	0.5775%	0.5933%	0.5854%	0.5975%	0.6067%	-1.4800%	-1.5354%	-5.6675%
Dec-93	1.2100%	-0.5300%	0.5500%	0.5775%	0.5933%	0.5854%	0.5983%	0.6113%	0.6600%	0.6246%	-1.1283%
Jan-94	3.4000%	0.7200%	0.5500%	0.5767%	0.5933%	0.5850%	0.5983%	0.6110%	2.8500%	2.8150%	0.1217%
Feb-94	-2.7100%	-5.6700%	0.4900%	0.5900%	0.6075%	0.5988%	0.6117%	0.6205%	-3.2000%	-3.3088%	-6.2817%
Mar-94	-4.3600%	-3.3800%	0.5800%	0.5900%	0.6075%	0.5988%	0.6117%	0.6528%	-4.9400%	-4.9588%	-3.9917%
Apr-94	1.2800%	2.4600%	0.5700%	0.6233%	0.6408%	0.6321%	0.6450%	0.6851%	0.7100%	0.6479%	1.8150%
May-94	1.6400%	-2.6800%	0.6300%	0.6658%	0.6825%	0.6742%	0.6867%	0.6939%	1.0100%	0.9658%	-3.3667%
Jun-94	-2.4500%	0.2100%	0.6100%	0.6642%	0.6808%	0.6725%	0.6842%	0.6923%	-3.0600%	-3.1225%	-0.4742%
Jul-94	3.2800%	3.3600%	0.6000%	0.6758%	0.6925%	0.6842%	0.6983%	0.7063%	2.6800%	2.5958%	2.6617%
Aug-94	4.1000%	-0.2800%	0.6600%	0.6725%	0.6875%	0.6800%	0.6933%	0.7006%	3.4400%	3.4200%	-0.9733%
Sep-94	-2.4500%	-2.5400%	0.6100%	0.6950%	0.7075%	0.7013%	0.7133%	0.7187%	-3.0600%	-3.1513%	-3.2533%
Oct-94	2.2500%	0.8600%	0.6600%	0.7142%	0.7258%	0.7200%	0.7317%	0.7377%	1.5900%	1.5300%	0.1283%
Nov-94	-3.6400%	-1.4600%	0.6400%	0.7233%	0.7358%	0.7296%	0.7417%	0.7486%	-4.2800%	-4.3696%	-2.2017%
Dec-94	1.4800%	0.5200%	0.6600%	0.7050%	0.7183%	0.7117%	0.7242%	0.7307%	0.8200%	0.7683%	-0.2042%
Jan-95	2.5900%	7.7900%	0.7000%	0.7050%	0.7167%	0.7108%	0.7217%	0.7288%	1.8900%	1.8792%	7.0683%
Feb-95	3.9000%	-0.1500%	0.5900%	0.6883%	0.6992%	0.6938%	0.7042%	0.7108%	3.3100%	3.2063%	-0.8542%
Mar-95	2.9500%	-0.6000%	0.6400%	0.6767%	0.6867%	0.6817%	0.6908%	0.6979%	2.3100%	2.2683%	-1.2908%
Apr-95	2.9400%	3.6500%	0.5800%	0.6692%	0.6767%	0.6729%	0.6808%	0.6898%	2.3600%	2.2671%	2.9692%
May-95	4.0000%	3.1600%	0.6500%	0.6375%	0.6450%	0.6413%	0.6500%	0.6610%	3.3500%	3.3588%	2.5100%
Jun-95	2.3200%	0.4700%	0.5400%	0.6083%	0.6192%	0.6138%	0.6242%	0.6336%	1.7800%	1.7063%	-0.1542%
Jul-95	3.3200%	2.5500%	0.5600%	0.6175%	0.6283%	0.6229%	0.6333%	0.6408%	2.7600%	2.6971%	1.9167%
Aug-95	0.2500%	2.0200%	0.5700%	0.6308%	0.6408%	0.6358%	0.6425%	0.6532%	-0.3200%	-0.3858%	1.3775%
Sep-95	4.2200%	6.3800%	0.5200%	0.6100%	0.6208%	0.6154%	0.6233%	0.6350%	3.7000%	3.6046%	5.7567%
Oct-95	-0.3600%	2.3800%	0.5700%	0.5933%	0.6058%	0.5996%	0.6083%	0.6224%	-0.9300%	-0.9596%	1.7717%
Nov-95	4.3900%	1.3600%	0.5100%	0.5850%	0.5983%	0.5917%	0.6017%	0.6200%	3.8800%	3.7983%	0.7583%
Dec-95	1.9300%	7.0800%	0.4900%	0.5683%	0.5825%	0.5754%	0.5858%	0.6045%	1.4400%	1.3546%	6.4942%
Jan-96	3.4000%	1.2900%	0.5400%	0.5675%	0.5825%	0.5750%	0.5850%	0.6006%	2.8600%	2.8250%	0.7050%
Feb-96	0.9300%	-3.9500%	0.4800%	0.5825%	0.5967%	0.5896%	0.6000%	0.6125%	0.4500%	0.3404%	-4.5500%
Mar-96	0.9600%	-2.0300%	0.5200%	0.6125%	0.6267%	0.6196%	0.6292%	0.6435%	0.4400%	0.3404%	-2.6592%
Apr-96	1.4700%	1.1000%	0.5900%	0.6250%	0.6400%	0.6325%	0.6417%	0.6570%	0.8800%	0.8375%	0.4583%
May-96	2.5800%	-0.2500%	0.5800%	0.6350%	0.6475%	0.6413%	0.6492%	0.6650%	2.0000%	1.9388%	-0.8992%
Jun-96	0.3800%	4.1600%	0.5400%	0.6425%	0.6558%	0.6492%	0.6558%	0.6720%	-0.1600%	-0.2692%	3.5042%
Jul-96	-4.4200%	-6.2800%	0.6200%	0.6375%	0.6517%	0.6446%	0.6525%	0.6688%	-5.0400%	-5.0646%	-6.9325%
Aug-96	2.1100%	2.1300%	0.5700%	0.6217%	0.6358%	0.6288%	0.6383%	0.6532%	1.5400%	1.4813%	1.4917%
Sep-96	5.6300%	0.9500%	0.6000%	0.6383%	0.6517%	0.6450%	0.6533%	0.6681%	5.0300%	4.9850%	0.2967%
Oct-96	2.7600%	5.0800%	0.5800%	0.6158%	0.6317%	0.6238%	0.6333%	0.6482%	2.1800%	2.1363%	4.4467%
Nov-96	7.5600%	2.1100%	0.5200%	0.5917%	0.6092%	0.6004%	0.6100%	0.6253%	7.0400%	6.9596%	1.5000%
Dec-96	-1.9800%	-0.6000%	0.5600%	0.6000%	0.6175%	0.6088%	0.6200%	0.6309%	-2.5400%	-2.5888%	-1.2200%
Jan-97	6.2500%	0.6600%	0.5600%	0.6183%	0.6358%	0.6271%	0.6400%	0.6472%	5.6900%	5.6229%	0.0200%

	Market Return	S&P Return	Ibbot LT RF	Aaa Corp	Aa Corp	Avg Aaa and Aa Corp		Aa PU	A PU	RPMKT	RPAAAAA	RPSPAA
Feb-97	0.7800%	-0.9500%	0.5100%	0.6092%	0.6283%	0.6188%	0.6333%	0.6369%	0.2700%	0.1613%	-1.5833%	
Mar-97	-4.1100%	-3.0100%	0.5900%	0.6292%	0.6475%	0.6383%	0.6533%	0.6555%	-4.7000%	-4.7483%	-3.6633%	
Apr-97	5.9700%	-1.5000%	0.5900%	0.6442%	0.6608%	0.6525%	0.6667%	0.6697%	5.3800%	5.3175%	-2.1667%	
May-97	6.0900%	4.2300%	0.5800%	0.6317%	0.6500%	0.6408%	0.6542%	0.6575%	5.5100%	5.4492%	3.5758%	
Jun-97	4.4800%	3.1400%	0.5900%	0.6175%	0.6350%	0.6263%	0.6400%	0.6437%	3.8900%	3.8538%	2.5000%	
Jul-97	7.9600%	2.3000%	0.5800%	0.5950%	0.6133%	0.6042%	0.6192%	0.6241%	7.3800%	7.3558%	1.6808%	
Aug-97	-5.6000%	-1.8300%	0.4900%	0.6017%	0.6167%	0.6092%	0.6217%	0.6248%	-6.0900%	-6.2092%	-2.4517%	
Sep-97	5.4800%	4.3300%	0.5800%	0.5950%	0.6117%	0.6033%	0.6192%	0.6229%	4.9000%	4.8767%	3.7108%	
Oct-97	-3.3400%	0.9800%	0.5400%	0.5833%	0.6000%	0.5917%	0.6067%	0.6130%	-3.8800%	-3.9317%	0.3733%	
Nov-97	4.6300%	7.0700%	0.4700%	0.5725%	0.5892%	0.5808%	0.5958%	0.6039%	4.1600%	4.0492%	6.4742%	
Dec-97	1.7200%	7.5200%	0.5400%	0.5633%	0.5825%	0.5729%	0.5892%	0.5970%	1.1800%	1.1471%	6.9308%	
Jan-98	1.1100%	-3.9500%	0.4800%	0.5508%	0.5683%	0.5596%	0.5783%	0.5878%	0.6300%	0.5504%	-4.5283%	
Feb-98	7.2100%	3.4100%	0.4400%	0.5558%	0.5733%	0.5646%	0.5825%	0.5932%	6.7700%	6.6454%	2.8275%	
Mar-98	5.1200%	6.4200%	0.5200%	0.5592%	0.5775%	0.5683%	0.5867%	0.5968%	4.6000%	4.5517%	5.8333%	
Apr-98	1.0100%	-1.9300%	0.4900%	0.5575%	0.5750%	0.5663%	0.5850%	0.5968%	0.5200%	0.4438%	-2.5150%	
May-98	-1.7200%	-0.5000%	0.4800%	0.5575%	0.5758%	0.5667%	0.5850%	0.5969%	-2.2000%	-2.2867%	-1.0850%	
Jun-98	4.0600%	3.6900%	0.5200%	0.5442%	0.5650%	0.5546%	0.5758%	0.5864%	3.5400%	3.5054%	-3.1142%	
Jul-98	-1.0600%	-4.9300%	0.4900%	0.5458%	0.5650%	0.5554%	0.5758%	0.5853%	-1.5500%	-1.6154%	-5.5058%	
Aug-98	-14.4600%	1.6100%	0.4800%	0.5433%	0.5642%	0.5538%	0.5725%	0.5835%	-14.9400%	-15.0138%	1.0375%	
Sep-98	6.4100%	8.3500%	0.4400%	0.5333%	0.5567%	0.5450%	0.5650%	0.5780%	5.9700%	5.8650%	7.7850%	
Oct-98	8.1300%	-1.6600%	0.4200%	0.5308%	0.5583%	0.5446%	0.5667%	0.5796%	7.7100%	7.5854%	-2.2267%	
Nov-98	6.0600%	1.3400%	0.4500%	0.5342%	0.5658%	0.5500%	0.5742%	0.5864%	5.6100%	5.5100%	0.7658%	
Dec-98	5.7600%	2.9500%	0.4500%	0.5183%	0.5542%	0.5363%	0.5650%	0.5757%	5.3100%	5.2238%	2.3850%	
Jan-99	4.1800%	-4.5100%	0.4200%	0.5200%	0.5567%	0.5383%	0.5683%	0.5808%	3.7600%	3.6417%	-5.0783%	
Feb-99	-3.1100%	-3.6400%	0.4000%	0.5333%	0.5658%	0.5496%	0.5783%	0.5897%	-3.5100%	-3.6596%	-4.2183%	
Mar-99	4.0000%	-1.4800%	0.5300%	0.5517%	0.5817%	0.5667%	0.5925%	0.6046%	3.4700%	3.4333%	-2.0725%	
Apr-99	3.8700%	8.8400%	0.4800%	0.5533%	0.5800%	0.5667%	0.5925%	0.6012%	3.3900%	3.3033%	8.2475%	
May-99	-2.3600%	6.0900%	0.4500%	0.5775%	0.6025%	0.5900%	0.6150%	0.6214%	-2.8100%	-2.9500%	5.4750%	
Jun-99	5.5500%	-3.3200%	0.5500%	0.6025%	0.6267%	0.6146%	0.6392%	0.6445%	5.0000%	4.9354%	-3.9592%	
Jul-99	-3.1200%	-1.1400%	0.5100%	0.5992%	0.6233%	0.6113%	0.6350%	0.6418%	-3.6300%	-3.7313%	-1.7750%	
Aug-99	-0.4900%	1.1700%	0.5400%	0.6167%	0.6400%	0.6283%	0.6517%	0.6589%	-1.0300%	-1.1183%	0.5183%	
Sep-99	-2.7400%	-4.8000%	0.5200%	0.6158%	0.6400%	0.6279%	0.6517%	0.6610%	-3.2600%	-3.3679%	-5.4517%	
Oct-99	6.3300%	1.5700%	0.5000%	0.6292%	0.6492%	0.6392%	0.6633%	0.6721%	5.8300%	5.6908%	0.9067%	
Nov-99	2.0300%	-7.7300%	0.5600%	0.6133%	0.6350%	0.6242%	0.6517%	0.6610%	1.4700%	1.4058%	-8.3817%	
Dec-99	5.8900%	0.9300%	0.5500%	0.6292%	0.6483%	0.6388%	0.6667%	0.6766%	5.3400%	5.2513%	0.2633%	
Jan-00	-5.0200%	10.8500%	0.5700%	0.6483%	0.6633%	0.6558%	0.6808%	0.6956%	-5.5900%	-5.6758%	10.1692%	
Feb-00	-1.8900%	-5.7800%	0.5100%	0.6400%	0.6517%	0.6458%	0.6658%	0.6874%	-2.4000%	-2.5358%	-6.4458%	
Mar-00	9.7800%	3.4900%	0.5400%	0.6400%	0.6525%	0.6463%	0.6658%	0.6906%	9.2400%	9.1338%	2.8242%	
Apr-00	-3.0100%	7.9400%	0.4700%	0.6367%	0.6517%	0.6442%	0.6667%	0.6898%	-3.4800%	-3.6542%	7.2733%	
May-00	-2.0500%	4.8600%	0.5600%	0.6658%	0.6867%	0.6763%	0.7033%	0.7244%	-2.6100%	-2.7263%	4.1567%	
Jun-00	2.4700%	-5.7500%	0.5200%	0.6392%	0.6558%	0.6475%	0.6750%	0.6980%	1.9500%	1.8225%	-6.4250%	
Jul-00	-1.5600%	6.7700%	0.5200%	0.6375%	0.6508%	0.6442%	0.6750%	0.6882%	-2.0800%	-2.2042%	6.0950%	
Aug-00	6.2100%	13.7200%	0.5000%	0.6292%	0.6417%	0.6354%	0.6625%	0.6774%	5.7100%	5.5746%	13.0575%	
Sep-00	-5.2800%	9.1500%	0.4600%	0.6350%	0.6525%	0.6438%	0.6758%	0.6853%	-5.7400%	-5.9238%	8.4742%	
Oct-00	-0.4200%	-3.5700%	0.5300%	0.6292%	0.6508%	0.6400%	0.6733%	0.6787%	-0.9500%	-1.0600%	-4.2433%	

	Avg Aaa and Aa										
	Market Return	S&P Return	Ibbot LT RF	Aaa Corp	Aa Corp	Corp	Aa PU	A PU	RPMKT	RPAAAAA	RPSPAA
Nov-00	-7.8800%	-1.3200%	0.4800%	0.6208%	0.6458%	0.6333%	0.6692%	0.6772%	-8.3600%	-8.5133%	-1.9892%
Dec-00	0.4900%	9.8200%	0.4500%	0.6008%	0.6233%	0.6121%	0.6492%	0.6547%	0.0400%	-0.1221%	9.1708%
Jan-01	3.5500%	-9.6700%	0.4900%	0.5958%	0.6150%	0.6054%	0.6442%	0.6499%	3.0600%	2.9446%	-10.3142%
Feb-01	-9.1200%	3.5300%	0.4200%	0.5917%	0.6100%	0.6008%	0.6350%	0.6449%	-9.5400%	-9.7208%	2.8950%
Mar-01	-6.3400%	-0.6300%	0.4500%	0.5817%	0.6017%	0.5917%	0.6258%	0.6394%	-6.7900%	-6.9317%	-1.2558%
Apr-01	7.7700%	6.0500%	0.4700%	0.6000%	0.6192%	0.6096%	0.6433%	0.6603%	7.3000%	7.1604%	5.4067%
May-01	0.6700%	-3.4300%	0.5000%	0.6075%	0.6250%	0.6163%	0.6492%	0.6663%	0.1700%	0.0538%	-4.0792%
Jun-01	-2.4300%	-7.9100%	0.4700%	0.5983%	0.6117%	0.6050%	0.6350%	0.6546%	-2.9000%	-3.0350%	-8.5450%
Jul-01	-0.9800%	-4.4800%	0.5200%	0.5942%	0.6058%	0.6000%	0.6292%	0.6494%	-1.5000%	-1.5800%	-5.1092%
Aug-01	-6.2600%	-2.9000%	0.4600%	0.6000%	0.5925%	0.5963%	0.6158%	0.6329%	-6.7200%	-6.8563%	-3.5158%
Sep-01	-8.0800%	-11.5200%	0.4100%	0.5975%	0.6058%	0.6017%	0.6292%	0.6423%	-8.4900%	-8.6817%	-12.1492%
Oct-01	1.9100%	-0.1700%	0.4800%	0.5858%	0.5942%	0.5900%	0.6225%	0.6373%	1.4300%	1.3200%	-0.7925%
Nov-01	7.6700%	-5.5200%	0.4100%	0.5808%	0.5842%	0.5825%	0.6208%	0.6287%	7.2600%	7.0875%	-6.1408%
Dec-01	0.8800%	2.6000%	0.4600%	0.5633%	0.5992%	0.5813%	0.6275%	0.6526%	0.4200%	0.2988%	1.9725%
Jan-02	-1.4600%	-5.6500%	0.4800%	0.5458%	0.5858%	0.5658%	0.6067%	0.6387%	-1.9400%	-2.0258%	-6.2567%
Feb-02	-1.9300%	-2.3500%	0.4300%	0.5425%	0.5792%	0.5608%	0.5950%	0.6283%	-2.3600%	-2.4908%	-2.9450%
Mar-02	3.7600%	12.2300%	0.4300%	0.5675%	0.6017%	0.5846%	0.6183%	0.6453%	3.3300%	3.1754%	11.6117%
Apr-02	-6.0600%	-1.7100%	0.5400%	0.5633%	0.5967%	0.5800%	0.6150%	0.6316%	-6.6000%	-6.6400%	-2.3250%
May-02	-0.7400%	-9.0200%	0.4900%	0.5625%	0.6000%	0.5813%	0.6192%	0.6272%	-1.2300%	-1.3213%	-9.6392%
Jun-02	-7.1200%	-7.1000%	0.4400%	0.5533%	0.5900%	0.5717%	0.6108%	0.6180%	-7.5600%	-7.6917%	-7.7108%
Jul-02	-7.8000%	-13.8000%	0.5100%	0.5442%	0.5817%	0.5629%	0.6017%	0.6101%	-8.3100%	-8.3629%	-14.4017%
Aug-02	0.6600%	3.5000%	0.4400%	0.5308%	0.5700%	0.5504%	0.5917%	0.5979%	0.2200%	0.1096%	2.9083%
Sep-02	-10.8700%	-12.8300%	0.4200%	0.5125%	0.5525%	0.5325%	0.5817%	0.5906%	-11.2900%	-11.4025%	-13.4117%
Oct-02	8.8000%	-1.7300%	0.4000%	0.5275%	0.5617%	0.5446%	0.5892%	0.6016%	8.4000%	8.2554%	-2.3192%
Nov-02	5.8900%	2.4900%	0.4000%	0.5258%	0.5592%	0.5425%	0.5858%	0.5952%	5.4900%	5.3475%	1.9042%
Dec-02	-5.8700%	4.1600%	0.4500%	0.5175%	0.5525%	0.5350%	0.5783%	0.5896%	-6.3200%	-6.4050%	3.5817%
Jan-03	-2.6200%	-2.9200%	0.4100%	0.5142%	0.5492%	0.5317%	0.5725%	0.5887%	-3.0300%	-3.1517%	-3.4925%
Feb-03	-1.5000%	-4.9000%	0.3800%	0.4958%	0.5283%	0.5121%	0.5550%	0.5778%	-1.8800%	-2.0121%	-5.4550%
Mar-03	0.9700%	5.0500%	0.4000%	0.4908%	0.5233%	0.5071%	0.5467%	0.5663%	0.5700%	0.4629%	4.5033%
Apr-03	8.2400%	8.8500%	0.4000%	0.4783%	0.5183%	0.4983%	0.5392%	0.5540%	7.8400%	7.7417%	8.3108%
May-03	5.2700%	10.2100%	0.3900%	0.4350%	0.4875%	0.4613%	0.5167%	0.5310%	4.8800%	4.8088%	9.6933%
Jun-03	1.2800%	1.1900%	0.3600%	0.4142%	0.4767%	0.4454%	0.5100%	0.5173%	0.9200%	0.8346%	0.6800%
Jul-03	1.7600%	-6.5000%	0.3800%	0.4575%	0.5058%	0.4817%	0.5308%	0.5457%	1.3800%	1.2783%	-7.0308%
Aug-03	1.9500%	1.7500%	0.4200%	0.4892%	0.5258%	0.5075%	0.5400%	0.5659%	1.5300%	1.4425%	1.2100%
Sep-03	-1.0600%	4.5700%	0.4600%	0.4767%	0.5108%	0.4938%	0.5250%	0.5487%	-1.5200%	-1.5538%	4.0450%
Oct-03	5.6600%	1.1200%	0.4100%	0.4750%	0.5092%	0.4921%	0.5233%	0.5350%	5.2500%	5.1679%	0.5967%
Nov-03	0.8800%	-0.0500%	0.3900%	0.4708%	0.5067%	0.4888%	0.5217%	0.5309%	0.4900%	0.3913%	-0.5717%
Dec-03	5.2400%	6.7500%	0.4700%	0.4708%	0.5017%	0.4863%	0.5150%	0.5233%	4.7700%	4.7538%	6.2350%
Jan-04	1.8400%	2.1600%	0.4200%	0.4617%	0.4925%	0.4771%	0.5050%	0.5128%	1.4200%	1.3629%	1.6550%
Feb-04	1.3900%	1.8100%	0.3800%	0.4583%	0.4892%	0.4738%	0.5083%	0.5125%	1.0100%	0.9163%	1.3017%
Mar-04	-1.5100%	1.0400%	0.4300%	0.4442%	0.4750%	0.4596%	0.4942%	0.4975%	-1.9400%	-1.9696%	0.5458%
Apr-04	-1.5700%	-3.6200%	0.3900%	0.4775%	0.5083%	0.4929%	0.5275%	0.5271%	-1.9600%	-2.0629%	-4.1475%
May-04	1.3700%	0.7900%	0.4000%	0.5033%	0.5333%	0.5183%	0.5550%	0.5517%	0.9700%	0.8517%	0.2350%
Jun-04	1.9400%	1.5500%	0.4800%	0.5008%	0.5175%	0.5092%	0.5250%	0.5388%	1.4600%	1.4308%	1.0250%
Jul-04	-3.3100%	1.7300%	0.4300%	0.4850%	0.5017%	0.4933%	0.5075%	0.5227%	-3.7400%	-3.8033%	1.2225%

	Market Return	S&P Return	Ibbot LT RF	Aaa Corp	Aa Corp	Avg Aaa and Aa Corp		Aa PU	A PU	RPMKT	RPAAAAA	RPSPAA
Aug-04	0.4000%	3.9300%	0.4500%	0.4708%	0.4892%	0.4800%	0.4958%	0.5124%	-0.0500%	-0.0800%	3.4342%	
Sep-04	1.0800%	0.9100%	0.4000%	0.4550%	0.4775%	0.4663%	0.4825%	0.4985%	0.6800%	0.6138%	0.4275%	
Oct-04	1.5300%	4.9500%	0.3800%	0.4558%	0.4742%	0.4650%	0.4783%	0.4992%	1.1500%	1.0650%	4.4717%	
Nov-04	4.0500%	4.0700%	0.4100%	0.4600%	0.4767%	0.4683%	0.4825%	0.4963%	3.6400%	3.5817%	3.5875%	
Dec-04	3.4000%	2.6500%	0.4300%	0.4558%	0.4742%	0.4650%	0.4817%	0.4939%	2.9700%	2.9350%	2.1683%	
Jan-05	-2.4400%	2.2100%	0.4100%	0.4467%	0.4650%	0.4558%	0.4733%	0.4828%	-2.8500%	-2.8958%	1.7367%	
Feb-05	2.1000%	1.9700%	0.3500%	0.4333%	0.4533%	0.4433%	0.4625%	0.4679%	1.7500%	1.6567%	1.5075%	
Mar-05	-1.7700%	1.0800%	0.4100%	0.4500%	0.4700%	0.4600%	0.4800%	0.4855%	-2.1800%	-2.2300%	0.6000%	
Apr-05	-1.9000%	3.2100%	0.3900%	0.4442%	0.4533%	0.4488%	0.4633%	0.4708%	-2.2900%	-2.3488%	2.7467%	
May-05	3.1800%	0.0800%	0.4000%	0.4292%	0.4408%	0.4350%	0.4492%	0.4616%	2.7800%	2.7450%	-0.3692%	
Jun-05	0.1400%	5.7600%	0.3600%	0.4133%	0.4183%	0.4158%	0.0042%	0.4502%	-0.2200%	-0.2758%	5.7558%	
Jul-05	3.7200%	2.3300%	0.3400%	0.4217%	0.4283%	0.4250%	0.4317%	0.4583%	3.3800%	3.2950%	1.8983%	
Aug-05	-0.9100%	0.7300%	0.4000%	0.4242%	0.4333%	0.4288%	0.4358%	0.4591%	-1.3100%	-1.3388%	0.2942%	
Sep-05	0.8100%	4.0200%	0.3500%	0.4275%	0.4367%	0.4321%	0.4392%	0.4585%	0.4600%	0.3779%	3.5808%	
Oct-05	-1.6700%	-6.1700%	0.3900%	0.4450%	0.4550%	0.4500%	0.4583%	0.4812%	-2.0600%	-2.1200%	-6.6283%	
Nov-05	3.7800%	-0.3900%	0.3900%	0.4521%	0.4625%	0.4573%	0.4658%	0.4899%	3.3900%	3.3227%	-0.8558%	
Dec-05	0.0300%	1.1000%	0.3900%	0.4483%	0.4592%	0.4538%	0.4625%	0.4848%	-0.3600%	-0.4238%	0.6375%	
Jan-06	2.6500%	2.6348%	0.4000%	0.4408%	0.4542%	0.4475%	0.4583%	0.4792%	2.2500%	2.2025%	2.1765%	
Feb-06	0.2700%	0.9527%	0.3600%	0.4458%	0.4592%	0.4525%	0.4625%	0.4850%	-0.0900%	-0.1825%	0.4902%	
Mar-06	1.2400%	-4.6345%	0.3900%	0.4600%	0.4725%	0.4663%	0.4758%	0.4983%	0.8500%	0.7738%	-5.1103%	
Apr-06	1.3400%	1.7167%	0.3900%	0.4867%	0.5000%	0.4933%	0.5017%	0.5242%	0.9500%	0.8467%	1.2150%	
May-06	-2.8800%	1.4281%	0.4800%	0.4958%	0.5108%	0.5033%	0.5133%	0.5350%	-3.3600%	-3.3833%	0.9148%	
Jun-06	0.1400%	2.4158%	0.4400%	0.4908%	0.5092%	0.5000%	0.5133%	0.5333%	-0.3000%	-0.3600%	1.9025%	
Jul-06	0.6200%	5.1109%	0.4500%	0.4875%	0.5067%	0.4971%	0.5108%	0.5308%	0.1700%	0.1229%	4.6001%	
Aug-06	2.3800%	2.7122%	0.4300%	0.4733%	0.4925%	0.4829%	0.4975%	0.5167%	1.9500%	1.8971%	2.2147%	
Sep-06	2.5800%	-1.7362%	0.3900%	0.4592%	0.4792%	0.4692%	0.4842%	0.5000%	2.1900%	2.1108%	-2.2204%	
Oct-06	3.2600%	5.6026%	0.4200%	0.4592%	0.4783%	0.4688%	0.4833%	0.4983%	2.8400%	2.7913%	5.1193%	
Nov-06	1.9000%	2.1405%	0.3900%	0.4442%	0.4642%	0.4542%	0.4675%	0.4833%	1.5100%	1.4458%	1.6730%	
Dec-06	1.4000%	1.1817%	0.3600%	0.4408%	0.4650%	0.4529%	0.4683%	0.4842%	1.0400%	0.9471%	0.7134%	
Jan-07	1.5100%	-0.1134%	0.4300%	0.4500%	0.4792%	0.4646%	0.4817%	0.4967%	1.0800%	1.0454%	-0.5951%	
Feb-07	-1.9600%	5.0341%	0.3800%	0.4492%	0.4767%	0.4629%	0.4775%	0.4917%	-2.3400%	-2.4229%	4.5566%	
Mar-07	1.1200%	4.1373%	0.3900%	0.4417%	0.4717%	0.4567%	0.4717%	0.4875%	0.7300%	0.6633%	3.6656%	
Apr-07	4.4300%	4.3759%	0.4200%	0.4558%	0.4858%	0.4708%	0.4858%	0.4975%	4.0100%	3.9592%	3.8901%	
May-07	3.4900%	0.5145%	0.4100%	0.4558%	0.4875%	0.4717%	0.4883%	0.4992%	3.0800%	3.0183%	0.0262%	
Jun-07	-1.6600%	-5.0621%	0.4000%	0.0483%	0.5142%	0.2812%	0.5150%	0.5250%	-2.0600%	-1.9412%	-5.5771%	
Jul-07	-3.1000%	-3.5666%	0.4600%	0.4775%	0.5075%	0.4925%	0.5092%	0.5208%	-3.5600%	-3.5925%	-4.0758%	
Aug-07	1.5000%	2.0956%	0.4200%	0.4825%	0.5050%	0.4938%	0.5092%	0.5200%	1.0800%	1.0063%	1.5864%	
Sep-07	3.7400%	3.5427%	0.3700%	0.4783%	0.5017%	0.4900%	0.5083%	0.5150%	3.3700%	3.2500%	3.0344%	
Oct-07	1.5900%	6.8641%	0.4300%	0.4717%	0.4950%	0.4833%	0.5033%	0.5092%	1.1600%	1.1067%	6.3608%	
Nov-07	-4.1800%	0.3405%	0.3900%	0.4533%	0.4817%	0.4675%	0.4892%	0.4975%	-4.5700%	-4.6475%	-0.1487%	
Dec-07	-0.6900%	0.2754%	0.3700%	0.4575%	0.4925%	0.4750%	0.5025%	0.5133%	-1.0600%	-1.1650%	-0.2271%	
Jan-08	-6.0000%	-6.8133%	0.4000%	0.4442%	0.4817%	0.4629%	0.4817%	0.5017%	-6.4000%	-6.4629%	-7.2950%	
Feb-08	-3.2500%	-4.9956%	0.3400%	0.4608%	0.4975%	0.4792%	0.4775%	0.5175%	-3.5900%	-3.7292%	-5.4731%	
Mar-08	-0.4300%	1.7056%	0.3700%	0.4592%	0.4917%	0.4754%	0.4717%	0.5175%	-0.8000%	-0.9054%	1.2339%	
Apr-08	4.8700%	5.5163%	0.3500%	0.4625%	0.4942%	0.4783%	0.4858%	0.5242%	4.5200%	4.3917%	5.0305%	

	Market Return	S&P Return	Ibbot LT RF	Aaa Corp	Aa Corp	Avg Aaa and Aa Corp		Aa PU	A PU	RPMKT	RPAAAAA	RPSPAA
May-08	1.3000%	3.1987%	0.3700%	0.4642%	0.5000%	0.4821%	0.4883%	0.5225%	0.9300%	0.8179%	2.7104%	
Jun-08	-8.4300%	-0.8668%	0.4000%	0.4733%	0.5092%	0.4913%	0.5150%	0.5317%	-8.8300%	-8.9213%	-1.3818%	
Jul-08	-0.8400%	-6.1108%	0.3900%	0.4725%	0.5042%	0.4883%	0.5092%	0.5333%	-1.2300%	-1.3283%	-6.6200%	
Aug-08	1.4500%	-1.6602%	0.3600%	0.4700%	0.5008%	0.4854%	0.5092%	0.5308%	1.0900%	0.9646%	-2.1694%	
Sep-08	-8.9100%	-11.4823%	0.3900%	0.4708%	0.5025%	0.4867%	0.5083%	0.5408%	-9.3000%	-9.3967%	-11.9906%	
Oct-08	-16.7900%	-11.6128%	0.3700%	0.5233%	0.5658%	0.5446%	0.5033%	0.6300%	-17.1600%	-17.3346%	-12.1161%	
Nov-08	-7.1800%	2.7894%	0.3600%	0.5100%	0.5608%	0.5354%	0.4892%	0.6333%	-7.5400%	-7.7154%	2.3002%	
Dec-08	1.0600%	-1.6797%	0.3300%	0.4217%	0.4842%	0.4529%	0.5025%	0.5450%	0.7300%	0.6071%	-2.1822%	
Jan-09	-8.4300%	-0.4541%	0.2400%	0.4208%	0.4867%	0.4538%	0.5008%	0.5325%	-8.6700%	-8.8838%	-0.9549%	
Feb-09	-10.6500%	-12.5708%	0.3000%	0.4392%	0.5017%	0.4704%	0.5092%	0.5250%	-10.9500%	-11.1204%	-13.0800%	
Mar-09	8.7600%	2.5255%	0.3500%	0.4583%	0.5092%	0.4838%	0.5117%	0.5350%	8.4100%	8.2763%	2.0138%	
Apr-09	9.5700%	0.8462%	0.2900%	0.4492%	0.5142%	0.4817%	0.5167%	0.5400%	9.2800%	9.0883%	0.3295%	
May-09	5.5900%	3.5287%	0.3300%	0.4617%	0.5200%	0.4908%	0.5192%	0.5408%	5.2600%	5.0992%	3.0095%	
Jun-09	0.2000%	5.5202%	0.3800%	0.4675%	0.5100%	0.4888%	0.5108%	0.5167%	-0.1800%	-0.2888%	5.0094%	
Jul-09	7.5600%	4.0755%	0.3600%	0.4508%	0.4758%	0.4633%	0.4692%	0.4975%	7.2000%	7.0967%	3.6063%	
Aug-09	3.6100%	0.5460%	0.3600%	0.4383%	0.4542%	0.4463%	0.4442%	0.4758%	3.2500%	3.1638%	0.1018%	
Sep-09	3.7300%	1.4284%	0.3400%	0.4275%	0.4342%	0.4308%	0.4292%	0.4608%	3.3900%	3.2992%	0.9992%	
Oct-09	-1.8600%	-2.8427%	0.3300%	0.4292%	0.4367%	0.4329%	0.4358%	0.4625%	-2.1900%	-2.2929%	-3.2785%	
Nov-09	6.0000%	4.5586%	0.3500%	0.4325%	0.4408%	0.4367%	0.4442%	0.4700%	5.6500%	5.5633%	4.1144%	
Dec-09	1.9300%	5.5813%	0.3400%	0.4383%	0.4533%	0.4458%	0.4600%	0.4825%	1.5900%	1.4842%	5.1213%	
Jan-10	-3.6000%	-4.7493%	0.3600%	0.4383%	0.4583%	0.4483%	0.4625%	0.4808%	-3.9600%	-4.0483%	-5.2118%	
Feb-10	3.1000%	-1.4896%	0.3300%	0.4458%	0.4683%	0.4571%	0.4742%	0.4892%	2.7700%	2.6429%	-1.9638%	
Mar-10	6.0300%	2.7978%	0.4000%	0.4392%	0.4642%	0.4517%	0.4700%	0.4867%	5.6300%	5.5783%	2.3278%	
Apr-10	1.5800%	2.8058%	0.3800%	0.4408%	0.4642%	0.4525%	0.4683%	0.4842%	1.2000%	1.1275%	2.3375%	
May-10	-7.9900%	-5.7600%	0.3400%	0.4133%	0.4375%	0.4254%	0.4408%	0.4583%	-8.3300%	-8.4154%	-6.2008%	
Jun-10	-5.2300%	-0.6360%	0.3700%	0.4067%	0.4300%	0.4183%	0.4350%	0.4550%	-5.6000%	-5.6483%	-1.0710%	
Jul-10	7.0100%	7.7413%	0.3100%	0.3933%	0.4133%	0.4033%	0.4158%	0.4383%	6.7000%	6.6067%	7.3255%	
Aug-10	-4.5100%	1.2496%	0.3200%	0.3742%	0.3933%	0.3838%	0.3958%	0.4175%	-4.8300%	-4.8938%	0.8538%	
Sep-10	8.9200%	2.9575%	0.2600%	0.3775%	0.3933%	0.3854%	0.3950%	0.4175%	8.6600%	8.5346%	2.5625%	
Oct-10	3.8000%	1.2869%	0.2700%	0.3900%	0.4025%	0.3963%	0.4075%	0.4250%	3.5300%	3.4038%	0.8794%	
Nov-10	0.0100%	-3.2323%	0.3200%	0.4058%	0.4225%	0.4142%	0.4267%	0.4475%	-0.3100%	-0.4042%	-3.6590%	
Dec-10	6.6800%	3.1151%	0.3200%	0.4183%	0.4383%	0.4283%	0.4433%	0.4633%	6.3600%	6.2517%	2.6718%	
Jan-11	2.3700%	1.4241%	0.3500%	0.4200%	0.4383%	0.4292%	0.4408%	0.4642%	2.0200%	1.9408%	0.9833%	
Feb-11	3.4300%	1.1235%	0.3200%	0.4350%	0.4475%	0.4413%	0.4517%	0.4733%	3.1100%	2.9888%	0.6718%	
Mar-11	0.0400%	0.1474%	0.3600%	0.4275%	0.4400%	0.4338%	0.4442%	0.4633%	-0.3200%	-0.3938%	-0.2968%	
Apr-11	2.9600%	4.1878%	0.3400%	0.4300%	0.4408%	0.4354%	0.4433%	0.4625%	2.6200%	2.5246%	3.7445%	
May-11	-1.1300%	1.9754%	0.3600%	0.4133%	0.4217%	0.4175%	0.4233%	0.4433%	-1.4900%	-1.5475%	1.5521%	
Jun-11	-1.6700%	-0.1283%	0.3200%	0.4158%	0.4200%	0.4179%	0.4200%	0.4383%	-1.9900%	-2.0879%	-0.5483%	
Jul-11	-2.0300%	-0.7538%	0.3200%	0.4108%	0.4192%	0.4150%	0.4208%	0.4392%	-2.3500%	-2.4450%	-1.1746%	
Aug-11	-5.4300%	2.0388%	0.3400%	0.3642%	0.3725%	0.3683%	0.3700%	0.3908%	-5.7700%	-5.7983%	1.6688%	
Sep-11	-7.0300%	0.2271%	0.2600%	0.3408%	0.3525%	0.3467%	0.3533%	0.3733%	-7.2900%	-7.3767%	-0.1262%	
Oct-11	10.9300%	3.8747%	0.2200%	0.3317%	0.3467%	0.3392%	0.3508%	0.3767%	10.7100%	10.5908%	3.5239%	
Nov-11	-0.2200%	0.8014%	0.2400%	0.3225%	0.3308%	0.3267%	0.3267%	0.3542%	-0.4600%	-0.5467%	0.4747%	
Dec-11	1.0200%	3.3767%	0.2200%	0.3275%	0.3358%	0.3317%	0.3333%	0.3608%	0.8000%	0.6883%	3.0434%	
Jan-12	4.4800%	-3.3237%	0.2100%	0.3342%	0.3342%	0.3342%	0.3358%	0.3617%	4.2700%	4.1458%	-3.6595%	

	Market Return	S&P Return	Ibbot LT RF	Aaa Corp	Aa Corp	Avg Aaa and Aa Corp			RPMKT	RPAAAAA	RPSPAA
						Aa PU	A PU				
Feb-12	4.3200%	0.3451%	0.2000%	0.3325%	0.3325%	0.3325%	0.3350%	0.3633%	4.1200%	3.9875%	0.0101%
Mar-12	3.2900%	1.3720%	0.2200%	0.3325%	0.3450%	0.3388%	0.3467%	0.3733%	3.0700%	2.9513%	1.0253%
Apr-12	-0.6300%	2.1237%	0.2500%	0.3300%	0.3400%	0.3350%	0.3417%	0.3667%	-0.8800%	-0.9650%	1.7820%
May-12	-6.0100%	0.2161%	0.2300%	0.3167%	0.3258%	0.3213%	0.3267%	0.3500%	-6.2400%	-6.3313%	-0.1106%
Jun-12	4.1200%	4.1004%	0.1800%	0.3033%	0.3150%	0.3092%	0.3158%	0.3400%	3.9400%	3.8108%	3.7846%
Jul-12	1.3900%	2.8439%	0.2000%	0.2833%	0.2950%	0.2892%	0.2983%	0.3275%	1.1900%	1.1008%	2.5456%
Aug-12	2.2500%	-4.4721%	0.1800%	0.2900%	0.3008%	0.2954%	0.3042%	0.3333%	2.0700%	1.9546%	-4.7763%
Sep-12	2.5800%	1.2281%	0.1700%	0.2908%	0.3067%	0.2988%	0.3075%	0.3350%	2.4100%	2.2813%	0.9206%
Oct-12	-1.8500%	1.7240%	0.2100%	0.2892%	0.3025%	0.2958%	0.3067%	0.3258%	-2.0600%	-2.1458%	1.4173%
Nov-12	0.5800%	-4.6428%	0.1900%	0.2917%	0.2975%	0.2946%	0.3000%	0.3200%	0.3900%	0.2854%	-4.9428%
Dec-12	0.9100%	0.1108%	0.1900%	0.3042%	0.3083%	0.3063%	0.3125%	0.3333%	0.7200%	0.6038%	-0.2017%
Jan-13	5.1800%	3.5100%	0.2200%	0.3167%	0.3225%	0.3196%	0.3250%	0.3458%	4.9600%	4.8604%	3.1850%
Feb-13	1.3600%	3.3900%	0.2200%	0.3250%	0.3292%	0.3271%	0.3292%	0.3483%	1.1400%	1.0329%	3.0608%
Mar-13	3.7500%	5.4000%	0.2100%	0.3167%	0.3225%	0.3196%	0.3250%	0.3458%	3.5400%	3.4304%	5.0750%
Apr-13	1.9300%	5.9000%	0.2600%	0.3108%	0.3142%	0.3125%	0.3117%	0.3333%	1.6700%	1.6175%	5.5883%
May-13	2.3400%	-8.9600%	0.2300%	0.3242%	0.3283%	0.3263%	0.3258%	0.3475%	2.1100%	2.0138%	-9.2858%
Jun-13	-1.3400%	1.1400%	0.2400%	0.3558%	0.3600%	0.3579%	0.3558%	0.3775%	-1.5800%	-1.6979%	0.7842%
Jul-13	5.0900%	3.8500%	0.3000%	0.3617%	0.3717%	0.3667%	0.3700%	0.3900%	4.7900%	4.7233%	3.4800%
Aug-13	-2.9000%	-5.0000%	0.2800%	0.3783%	0.3858%	0.3821%	0.3775%	0.3942%	-3.1800%	-3.2821%	-5.3775%
Sep-13	3.1400%	1.0800%	0.2900%	0.3867%	0.3908%	0.3888%	0.3817%	0.4000%	2.8500%	2.7513%	0.6983%
Oct-13	4.6000%	3.7700%	0.2900%	0.3775%	0.3825%	0.3800%	0.3733%	0.3917%	4.3100%	4.2200%	3.3967%
Nov-13	3.0500%	-1.9900%	0.2700%	0.3858%	0.3892%	0.3875%	0.3800%	0.3975%	2.7800%	2.6625%	-2.3700%
Dec-13	2.5300%	0.7600%	0.3100%	0.3850%	0.3900%	0.3875%	0.3825%	0.4008%	2.2200%	2.1425%	0.3775%
Jan-14	-3.4600%	2.8100%	0.3200%	0.3742%	0.3775%	0.3758%	0.3700%	0.3858%	-3.7800%	-3.8358%	2.4400%
Feb-14	4.5700%	3.3500%	0.2600%	0.3708%	0.3717%	0.3713%	0.3650%	0.3775%	4.3100%	4.1988%	2.9850%
Mar-14	0.8400%	3.3700%	0.2900%	0.3650%	0.3700%	0.3675%	0.3667%	0.3758%	0.5500%	0.4725%	3.0033%
Apr-14	0.7400%	4.2600%	0.2800%	0.3533%	0.3608%	0.3571%	0.3583%	0.3675%	0.4600%	0.3829%	3.9017%
May-14	2.3500%	-1.0500%	0.2800%	0.3467%	0.3500%	0.3483%	0.3467%	0.3550%	2.0700%	2.0017%	-1.3967%
Jun-14	2.0700%	4.4800%	0.2500%	0.3542%	0.3550%	0.3546%	0.3525%	0.3575%	1.8200%	1.7154%	4.1275%
Jul-14	-1.3800%	-6.8000%	0.2700%	0.3467%	0.3500%	0.3483%	0.3467%	0.3525%	-1.6500%	-1.7283%	-7.1467%
Aug-14	4.0000%	4.9500%	0.2600%	0.3400%	0.3417%	0.3408%	0.3392%	0.3442%	3.7400%	3.6592%	4.6108%
Sep-14	-1.4000%	-1.8600%	0.2300%	0.3425%	0.3492%	0.3458%	0.3483%	0.3533%	-1.6300%	-1.7458%	-2.2083%
Oct-14	2.4400%	8.0200%	0.2500%	0.3267%	0.3325%	0.3296%	0.3317%	0.3383%	2.1900%	2.1104%	7.6883%
Nov-14	2.6900%	1.2000%	0.2300%	0.3267%	0.3367%	0.3317%	0.3358%	0.3408%	2.4600%	2.3583%	0.8642%
Dec-14	-0.2500%	3.5000%	0.2200%	0.3158%	0.3242%	0.3200%	0.3250%	0.3292%	-0.4700%	-0.5700%	3.1750%
Jan-15	-3.0000%	2.3300%	0.2000%	0.2883%	0.2950%	0.2917%	0.2933%	0.2983%	-3.2000%	-3.2917%	2.0367%
Feb-15	5.7500%	-6.3300%	0.1500%	0.3008%	0.3033%	0.3021%	0.3017%	0.3058%	5.6000%	5.4479%	-6.6317%
Mar-15	-1.5800%	-0.4900%	0.2100%	0.3033%	0.3083%	0.3058%	0.3058%	0.3117%	-1.7900%	-1.8858%	-0.7958%
Apr-15	0.9600%	-1.2900%	0.1900%	0.2933%	0.3033%	0.2983%	0.3025%	0.3125%	0.7700%	0.6617%	-1.5925%
May-15	1.2900%	0.6500%	0.2000%	0.3317%	0.3400%	0.3358%	0.3375%	0.3475%	1.0900%	0.9542%	0.3125%
Jun-15	-1.9400%	-6.0000%	0.2300%	0.3492%	0.3558%	0.3525%	0.3575%	0.3658%	-2.1700%	-2.2925%	-6.3575%
Jul-15	2.1000%	4.8100%	0.2400%	0.3458%	0.3542%	0.3500%	0.3558%	0.3667%	1.8600%	1.7500%	4.4542%
Aug-15	-6.0300%	-3.9700%	0.2200%	0.3367%	0.3442%	0.3404%	0.3442%	0.3542%	-6.2500%	-6.3704%	-4.3142%
Sep-15	-2.4700%	2.9000%	0.2100%	0.3392%	0.3508%	0.3450%	0.3542%	0.3658%	-2.6800%	-2.8150%	2.5458%
Oct-15	8.4400%	1.0800%	0.2100%	0.3292%	0.3425%	0.3358%	0.3442%	0.3575%	8.2300%	8.1042%	0.7358%

	Market Return	S&P Return	Ibbot LT RF	Aaa Corp	Aa Corp	Avg Aaa and Aa Corp	Aa PU	A PU	RPMKT	RPAAAAA	RPSPAA
Nov-15	0.3000%	-2.1300%	0.2200%	0.3383%	0.3508%	0.3446%	0.3517%	0.3667%	0.0800%	-0.0446%	-2.4817%
Dec-15	-1.5800%	2.1600%	0.2200%	0.3308%	0.3467%	0.3388%	0.3467%	0.3625%	-1.8000%	-1.9188%	1.8133%
Jan-16	-4.9600%	4.9223%	0.2100%	0.3333%	0.3433%	0.3383%	0.3408%	0.3558%	-5.1700%	-5.2983%	4.5815%
Feb-16	-0.1300%	1.9408%	0.2000%	0.3300%	0.3317%	0.3308%	0.3283%	0.3425%	-0.3300%	-0.4608%	1.6125%
Mar-16	6.7800%	8.1400%	0.1800%	0.3183%	0.3258%	0.3221%	0.3275%	0.3467%	6.6000%	6.4579%	7.8125%
Apr-16	0.3900%	-2.4100%	0.1700%	0.3183%	0.3258%	0.3221%	0.3275%	0.3467%	0.2200%	0.0679%	-2.7375%
May-16	1.8000%	1.5100%	0.2000%	0.3042%	0.3083%	0.3063%	0.3042%	0.3275%	1.6000%	1.4938%	1.2058%
Jun-16	0.2600%	7.7900%	0.1800%	0.2917%	0.3000%	0.2958%	0.2967%	0.3150%	0.0800%	-0.0358%	7.4933%
Jul-16	3.6900%	-0.8000%	0.1400%	0.2733%	0.2825%	0.2779%	0.2800%	0.2975%	3.5500%	3.4121%	-1.0800%
Aug-16	0.1400%	-5.5100%	0.1600%	0.2767%	0.2850%	0.2808%	0.2825%	0.2992%	-0.0200%	-0.1408%	-5.7925%
Sep-16	0.0200%	0.4000%	0.1500%	0.2842%	0.2917%	0.2879%	0.2892%	0.3050%	-0.1300%	-0.2679%	0.1108%
Oct-16	-1.8200%	0.8600%	0.1600%	0.2842%	0.2917%	0.2879%	0.2892%	0.3050%	-1.9800%	-2.1079%	0.5708%
Nov-16	3.7000%	-5.3900%	0.1800%	0.3217%	0.3275%	0.3246%	0.3258%	0.3400%	3.5200%	3.3754%	-5.7158%
Dec-16	1.9800%	4.9400%	0.2200%	0.3383%	0.3433%	0.3408%	0.3425%	0.3558%	1.7600%	1.6392%	4.5975%
Jan-17	1.9000%	1.2600%	0.2400%	0.3267%	0.3317%	0.3292%	0.3300%	0.3450%	1.6600%	1.5708%	0.9300%
Feb-17	3.9700%	5.2600%	0.2100%	0.3292%	0.3342%	0.3317%	0.3325%	0.3425%	3.7600%	3.6383%	4.9275%
Mar-17	0.1200%	2.9800%	0.2300%	0.3292%	0.3342%	0.3317%	0.3325%	0.3483%	-0.1100%	-0.2117%	2.6475%
Apr-17	1.0300%	0.7800%	0.2100%	0.3225%	0.3275%	0.3250%	0.3275%	0.3433%	0.8200%	0.7050%	0.4525%
May-17	1.4100%	4.2200%	0.2400%	0.3208%	0.3275%	0.3242%	0.3275%	0.3442%	1.1700%	1.0858%	3.8925%
Jun-17	0.6200%	-2.7000%	0.2100%	0.3067%	0.3142%	0.3104%	0.3142%	0.3283%	0.4100%	0.3096%	-3.0142%
Jul-17	2.0600%	2.4400%	0.2200%	0.3150%	0.3225%	0.3188%	0.3233%	0.3375%	1.8400%	1.7413%	2.1167%
Aug-17	0.3100%	3.2400%	0.2200%	0.3083%	0.3167%	0.3125%	0.3183%	0.3325%	0.0900%	-0.0025%	2.9217%
Sep-17	2.0600%	-2.7300%	0.1900%	0.3025%	0.3100%	0.3063%	0.3058%	0.3217%	1.8700%	1.7538%	-3.0358%
Oct-17	2.3300%	3.9000%	0.2200%	0.3000%	0.3117%	0.3058%	0.3117%	0.3258%	2.1100%	2.0242%	3.5883%
Nov-17	3.0700%	2.7500%	0.2100%	0.3000%	0.3117%	0.3058%	0.3117%	0.3258%	2.8600%	2.7642%	2.4383%
Dec-17	1.1100%	-6.1300%	0.2000%	0.2925%	0.3008%	0.2967%	0.3017%	0.3158%	0.9100%	0.8133%	-6.4317%
Jan-18	5.7300%	-3.0700%	0.2400%	0.2925%	0.3008%	0.2967%	0.3017%	0.3158%	5.4900%	5.4333%	-3.3717%
Feb-18	-3.6900%	-3.8400%	0.2200%	0.2958%	0.3067%	0.3013%	0.3075%	0.3217%	-3.9100%	-3.9913%	-4.1475%
Mar-18	-2.5400%	3.7700%	0.2400%	0.3225%	0.3325%	0.3275%	0.3300%	0.3442%	-2.7800%	-2.8675%	3.4400%
Apr-18	0.3800%	2.1000%	0.2500%	0.3208%	0.3342%	0.3275%	0.3325%	0.3475%	0.1300%	0.0525%	1.7675%
May-18	2.4100%	-1.1400%	0.2500%	0.3325%	0.3433%	0.3379%	0.3425%	0.3567%	2.1600%	2.0721%	-1.4825%
Jun-18	0.6200%	2.7300%	0.2300%	0.3300%	0.3425%	0.3363%	0.3425%	0.3558%	0.3900%	0.2838%	2.3875%
Jul-18	3.7200%	1.8600%	0.2500%	0.3225%	0.3392%	0.3308%	0.3417%	0.3558%	3.4700%	3.3892%	1.5183%
Aug-18	3.2600%	1.1300%	0.2500%	0.3233%	0.3375%	0.3304%	0.3400%	0.3550%	3.0100%	2.9296%	0.7900%
Sep-18	0.5700%	-0.6000%	0.2200%	0.3233%	0.3375%	0.3304%	0.3400%	0.3550%	0.3500%	0.2396%	-0.9400%
Oct-18	-6.8400%	1.9500%	0.3000%	0.3450%	0.0000%	0.1725%	0.3483%	0.3708%	-7.1400%	-7.0125%	1.6017%
Nov-18	2.0400%	3.5500%	0.2800%	0.3517%	0.3642%	0.3579%	0.3667%	0.3767%	1.7600%	1.6821%	3.1833%
Dec-18	-9.0300%	-4.0100%	0.2700%	0.3350%	0.3500%	0.3425%	0.3533%	0.3642%	-9.3000%	-9.3725%	-4.3633%
Jan-19	8.0100%	4.8400%	0.2500%	0.3275%	0.3450%	0.3363%	0.3483%	0.3625%	7.7600%	7.6738%	4.4917%
Feb-19	3.2100%	4.1100%	0.2200%	0.3158%	0.3325%	0.3242%	0.3375%	0.3542%	2.9900%	2.8858%	3.7725%
Mar-19	1.9400%	2.8800%	0.2300%	0.3158%	0.3325%	0.3242%	0.3375%	0.3542%	1.7100%	1.6158%	2.5425%
Apr-19	4.0500%	0.9300%	0.2300%	0.3075%	0.3208%	0.3142%	0.3317%	0.3400%	3.8200%	3.7358%	0.5983%
May-19	-6.3500%	-0.7800%	0.2300%	0.3058%	0.3167%	0.3113%	0.0000%	0.3317%	-6.5800%	-6.6613%	-0.7800%
Jun-19	7.0500%	3.2200%	0.1800%	0.3058%	0.3167%	0.3113%	0.3200%	0.3317%	6.8700%	6.7388%	2.9000%
Jul-19	1.4400%	-0.2700%	0.2100%	0.2742%	0.2883%	0.2813%	0.2942%	0.3075%	1.2300%	1.1588%	-0.5642%

	Market Return	S&P Return	Ibbot LT RF	Aaa Corp	Aa Corp	Avg Aaa and Aa Corp	Aa PU	A PU	RPMKT	RPAAAA	RPSPAA
Aug-19	-1.5800%	5.1300%	0.1900%	0.2742%	0.2883%	0.2813%	0.2942%	0.3075%	-1.7700%	-1.8613%	4.8358%
Sep-19	1.8700%	4.2500%	0.1500%	0.2483%	0.2567%	0.2525%	0.2642%	0.2742%	1.7200%	1.6175%	3.9858%
Oct-19	2.1700%	-0.7700%	0.1600%	0.2525%	0.2608%	0.2567%	0.2700%	0.2808%	2.0100%	1.9133%	-1.0400%
Nov-19	3.6300%	-1.8600%	0.1600%	0.2558%	0.2642%	0.2600%	0.2717%	0.2858%	3.4700%	3.3700%	-2.1317%
Dec-19	3.0200%	3.4300%	0.1800%	0.2508%	0.2592%	0.2550%	0.2683%	0.2833%	2.8400%	2.7650%	3.1617%
Jan-20	-0.0400%	6.6500%	0.2000%	0.2350%	0.2392%	0.2371%	0.2458%	0.2608%	-0.2400%	-0.2771%	6.4042%
Feb-20	-8.2300%	-9.8500%	0.1500%	0.2450%	0.2517%	0.2483%	0.2600%	0.2742%	-8.3800%	-8.4783%	-10.1100%
Mar-20	-12.3500%	-9.9900%	0.1230%	0.2317%	0.2375%	0.2346%	0.2467%	0.2592%	-12.4730%	-12.5846%	-10.2367%
Apr-20	12.8200%	3.2300%	0.0900%	0.2025%	0.2292%	0.2158%	0.2442%	0.2658%	12.7300%	12.6042%	2.9858%
May-20	4.7600%	4.3500%	0.0900%	0.2075%	0.2267%	0.2171%	0.2442%	0.2617%	4.6700%	4.5429%	4.1058%
Jun-20	1.9900%	-4.6500%	0.0900%	0.2008%	0.2192%	0.2100%	0.2333%	0.2558%	1.9000%	1.7800%	-4.8833%
Jul-20	5.6400%	7.8200%	0.1000%	0.1692%	0.1817%	0.1754%	0.1917%	0.2133%	5.5400%	5.4646%	7.6283%
Aug-20	7.1900%	-2.6500%	0.0800%	0.1875%	0.1975%	0.1925%	0.2075%	0.2275%	7.1100%	6.9975%	-2.8575%
Sep-20	-3.8000%	1.1209%	0.0000%	0.1925%	0.2058%	0.1992%	0.2183%	0.2367%	-3.8000%	-3.9992%	0.9025%
Oct-20	-2.6600%	5.0400%	0.0900%	0.1958%	0.2125%	0.2042%	0.2267%	0.2458%	-2.7500%	-2.8642%	4.8133%
Nov-20	10.9500%	0.7352%	0.1100%	0.1917%	0.2058%	0.1988%	0.2192%	0.2375%	10.8400%	10.7513%	0.5161%
Dec-20	3.8400%	0.7033%	0.1100%	0.1883%	0.2033%	0.1958%	0.2142%	0.2308%	3.7300%	3.6442%	0.4891%
Jan-21	0.9262%	-0.9149%	0.1517%	0.2042%	0.2175%	0.2108%	0.2275%	0.2425%	0.7746%	0.7154%	-1.1424%
Feb-21	3.2359%	-6.0950%	0.1700%	0.2250%	0.2358%	0.2304%	0.2442%	0.2575%	3.0659%	3.0055%	-6.3391%
Mar-21	3.9946%	10.4988%	0.1950%	0.2533%	0.2642%	0.2588%	0.2725%	0.2867%	3.7996%	3.7359%	10.2263%

Trading Date	Company Name	Ticker	Closing Price	Total Return	Dividend Amount	IbbotRf	RP
Jan-26	Market Return			-		0.0031	-0.0031
Feb-26	Market Return			(0.0385)		0.0028	-0.0413
Mar-26	Market Return			(0.0575)		0.0032	-0.0607
Apr-26	Market Return			0.0253		0.0030	0.0223
May-26	Market Return			0.0179		0.0028	0.0151
Jun-26	Market Return			0.0457		0.0033	0.0424
Jul-26	Market Return			0.0479		0.0031	0.0448
Aug-26	Market Return			0.0248		0.0031	0.0217
Sep-26	Market Return			0.0252		0.0030	0.0222
Oct-26	Market Return			(0.0284)		0.0030	-0.0314
Nov-26	Market Return			0.0347		0.0031	0.0316
Dec-26	Market Return			0.0196		0.0030	0.0166
Jan-27	Market Return			(0.0193)		0.0030	-0.0223
Feb-27	Market Return			0.0537		0.0027	0.0510
Mar-27	Market Return			0.0087		0.0029	0.0058
Apr-27	Market Return			0.0201		0.0027	0.0174
May-27	Market Return			0.0607		0.0028	0.0579
Jun-27	Market Return			(0.0067)		0.0027	-0.0094
Jul-27	Market Return			0.0670		0.0027	0.0643
Aug-27	Market Return			0.0515		0.0029	0.0486
Sep-27	Market Return			0.0450		0.0027	0.0423
Oct-27	Market Return			(0.0502)		0.0028	-0.0530
Nov-27	Market Return			0.0721		0.0027	0.0694
Dec-27	Market Return			0.0279		0.0027	0.0252
Jan-28	Market Return			(0.0040)		0.0027	-0.0067
Feb-28	Market Return			(0.0125)		0.0025	-0.0150
Mar-28	Market Return			0.1101		0.0027	0.1074
Apr-28	Market Return			0.0345		0.0026	0.0319
May-28	Market Return			0.0197		0.0027	0.0170
Jun-28	Market Return			(0.0385)		0.0027	-0.0412
Jul-28	Market Return			0.0141		0.0027	0.0114
Aug-28	Market Return			0.0803		0.0029	0.0774
Sep-28	Market Return			0.0259		0.0027	0.0232

Trading Date	Company Name	Ticker	Closing Price	Total Return	Dividend Amount	IbbotRf	RP
Oct-28	Market Return			0.0168		0.0030	0.0138
Nov-28	Market Return			0.1292		0.0027	0.1265
Dec-28	Market Return			0.0049		0.0029	0.0020
Jan-29	Market Return			0.0583		0.0029	0.0554
Feb-29	Market Return			(0.0019)		0.0027	-0.0046
Mar-29	Market Return			(0.0012)		0.0028	-0.0040
Apr-29	Market Return			0.0176		0.0034	0.0142
May-29	Market Return			(0.0362)		0.0030	-0.0392
Jun-29	Market Return			0.1140		0.0029	0.1111
Jul-29	Market Return			0.0471		0.0032	0.0439
Aug-29	Market Return			0.1028		0.0030	0.0998
Sep-29	Market Return			(0.0476)		0.0032	-0.0508
Oct-29	Market Return			(0.1973)		0.0031	-0.2004
Nov-29	Market Return			(0.1246)		0.0026	-0.1272
Dec-29	Market Return			0.0282		0.0031	0.0251
Jan-30	Market Return			0.0639		0.0029	0.0610
Feb-30	Market Return			0.0259		0.0026	0.0233
Mar-30	Market Return			0.0812		0.0029	0.0783
Apr-30	Market Return			(0.0080)		0.0027	-0.0107
May-30	Market Return			(0.0096)		0.0027	-0.0123
Jun-30	Market Return			(0.1625)		0.0029	-0.1654
Jul-30	Market Return			0.0386		0.0028	0.0358

Trading Date	Company Name	Ticker	Closing Price	Total Return	Dividend Amount	IbbotRf	RP
Aug-30	Market Return			0.0141		0.0026	0.0115
Sep-30	Market Return			(0.1282)		0.0029	-0.1311
Oct-30	Market Return			(0.0855)		0.0027	-0.0882
Nov-30	Market Return			(0.0089)		0.0026	-0.0115
Dec-30	Market Return			(0.0706)		0.0028	-0.0734
Jan-31	Market Return			0.0502		0.0028	0.0474
Feb-31	Market Return			0.1193		0.0026	0.1167
Mar-31	Market Return			(0.0675)		0.0029	-0.0704
Apr-31	Market Return			(0.0935)		0.0027	-0.0962
May-31	Market Return			(0.1279)		0.0026	-0.1305
Jun-31	Market Return			0.1421		0.0028	0.1393
Jul-31	Market Return			(0.0722)		0.0027	-0.0749
Aug-31	Market Return			0.0182		0.0027	0.0155
Sep-31	Market Return			(0.2973)		0.0027	-0.3000
Oct-31	Market Return			0.0896		0.0029	0.0867
Nov-31	Market Return			(0.0798)		0.0031	-0.0829
Dec-31	Market Return			(0.1400)		0.0032	-0.1432
Jan-32	Market Return			(0.0271)		0.0032	-0.0303
Feb-32	Market Return			0.0570		0.0032	0.0538
Mar-32	Market Return			(0.1158)		0.0031	-0.1189
Apr-32	Market Return			(0.1997)		0.0030	-0.2027
May-32	Market Return			(0.2196)		0.0028	-0.2224
Jun-32	Market Return			(0.0022)		0.0028	-0.0050
Jul-32	Market Return			0.3815		0.0028	0.3787
Aug-32	Market Return			0.3869		0.0028	0.3841
Sep-32	Market Return			(0.0346)		0.0026	-0.0372
Oct-32	Market Return			(0.1349)		0.0027	-0.1376
Nov-32	Market Return			(0.0417)		0.0026	-0.0443
Dec-32	Market Return			0.0565		0.0027	0.0538
Jan-33	Market Return			0.0087		0.0027	0.0060
Feb-33	Market Return			(0.1772)		0.0023	-0.1795
Mar-33	Market Return			0.0353		0.0027	0.0326
Apr-33	Market Return			0.4256		0.0025	0.4231

Trading Date	Company Name	Ticker	Closing Price	Total Return	Dividend Amount	IbbotRf	RP
May-33	Market Return			0.1683		0.0028	0.1655
Jun-33	Market Return			0.1338		0.0025	0.1313
Jul-33	Market Return			(0.0862)		0.0026	-0.0888
Aug-33	Market Return			0.1206		0.0026	0.1180
Sep-33	Market Return			(0.1118)		0.0025	-0.1143
Oct-33	Market Return			(0.0855)		0.0026	-0.0881
Nov-33	Market Return			0.1127		0.0025	0.1102
Dec-33	Market Return			0.0253		0.0028	0.0225
Jan-34	Market Return			0.1069		0.0029	0.1040
Feb-34	Market Return			(0.0322)		0.0024	-0.0346
Mar-34	Market Return			-		0.0027	-0.0027
Apr-34	Market Return			(0.0251)		0.0025	-0.0276
May-34	Market Return			(0.0736)		0.0025	-0.0761
Jun-34	Market Return			0.0229		0.0024	0.0205
Jul-34	Market Return			(0.1132)		0.0024	-0.1156
Aug-34	Market Return			0.0611		0.0024	0.0587
Sep-34	Market Return			(0.0033)		0.0023	-0.0056
Oct-34	Market Return			(0.0286)		0.0027	-0.0313
Nov-34	Market Return			0.0942		0.0025	0.0917
Dec-34	Market Return			(0.0010)		0.0025	-0.0035
Jan-35	Market Return			(0.0411)		0.0025	-0.0436
Feb-35	Market Return			(0.0341)		0.0021	-0.0362
Mar-35	Market Return			(0.0286)		0.0022	-0.0308

Trading Date	Company Name	Ticker	Closing Price	Total Return	Dividend Amount	IbbotRf	RP
Apr-35	Market Return			0.0980		0.0023	0.0957
May-35	Market Return			0.0409		0.0023	0.0386
Jun-35	Market Return			0.0699		0.0022	0.0677
Jul-35	Market Return			0.0850		0.0024	0.0826
Aug-35	Market Return			0.0280		0.0023	0.0257
Sep-35	Market Return			0.0256		0.0023	0.0233
Oct-35	Market Return			0.0777		0.0023	0.0754
Nov-35	Market Return			0.0474		0.0024	0.0450
Dec-35	Market Return			0.0394		0.0024	0.0370
Jan-36	Market Return			0.0670		0.0024	0.0646
Feb-36	Market Return			0.0224		0.0023	0.0201
Mar-36	Market Return			0.0268		0.0024	0.0244
Apr-36	Market Return			(0.0751)		0.0022	-0.0773
May-36	Market Return			0.0545		0.0022	0.0523
Jun-36	Market Return			0.0333		0.0024	0.0309
Jul-36	Market Return			0.0701		0.0023	0.0678
Aug-36	Market Return			0.0151		0.0023	0.0128
Sep-36	Market Return			0.0031		0.0021	0.0010
Oct-36	Market Return			0.0775		0.0023	0.0752
Nov-36	Market Return			0.0134		0.0022	0.0112
Dec-36	Market Return			(0.0029)		0.0022	-0.0051
Jan-37	Market Return			0.0390		0.0021	0.0369
Feb-37	Market Return			0.0191		0.0020	0.0171
Mar-37	Market Return			(0.0077)		0.0022	-0.0099
Apr-37	Market Return			(0.0809)		0.0023	-0.0832
May-37	Market Return			(0.0024)		0.0022	-0.0046
Jun-37	Market Return			(0.0504)		0.0025	-0.0529
Jul-37	Market Return			0.1045		0.0024	0.1021
Aug-37	Market Return			(0.0483)		0.0023	-0.0506
Sep-37	Market Return			(0.1403)		0.0023	-0.1426
Oct-37	Market Return			(0.0981)		0.0023	-0.1004
Nov-37	Market Return			(0.0866)		0.0024	-0.0890
Dec-37	Market Return			(0.0459)		0.0023	-0.0482

Trading Date	Company Name	Ticker	Closing Price	Total Return	Dividend Amount	IbbotRf	RP
Jan-38	Market Return			0.0152		0.0023	0.0129
Feb-38	Market Return			0.0674		0.0021	0.0653
Mar-38	Market Return			(0.2487)		0.0023	-0.2510
Apr-38	Market Return			0.1447		0.0022	0.1425
May-38	Market Return			(0.0330)		0.0022	-0.0352
Jun-38	Market Return			0.2503		0.0021	0.2482
Jul-38	Market Return			0.0744		0.0021	0.0723
Aug-38	Market Return			(0.0226)		0.0022	-0.0248
Sep-38	Market Return			0.0166		0.0021	0.0145
Oct-38	Market Return			0.0776		0.0022	0.0754
Nov-38	Market Return			(0.0273)		0.0021	-0.0294
Dec-38	Market Return			0.0401		0.0022	0.0379
Jan-39	Market Return			(0.0674)		0.0021	-0.0695
Feb-39	Market Return			0.0390		0.0019	0.0371
Mar-39	Market Return			(0.1339)		0.0021	-0.1360
Apr-39	Market Return			(0.0027)		0.0019	-0.0046
May-39	Market Return			0.0733		0.0020	0.0713
Jun-39	Market Return			(0.0612)		0.0018	-0.0630
Jul-39	Market Return			0.1105		0.0019	0.1086
Aug-39	Market Return			(0.0648)		0.0018	-0.0666
Sep-39	Market Return			0.1673		0.0019	0.1654
Oct-39	Market Return			(0.0123)		0.0023	-0.0146
Nov-39	Market Return			(0.0398)		0.0020	-0.0418
Dec-39	Market Return			0.0270		0.0019	0.0251
Jan-40	Market Return			(0.0336)		0.0020	-0.0356
Feb-40	Market Return			0.0133		0.0018	0.0115
Mar-40	Market Return			0.0124		0.0019	0.0105
Apr-40	Market Return			(0.0024)		0.0018	-0.0042
May-40	Market Return			(0.2289)		0.0019	-0.2308
Jun-40	Market Return			0.0809		0.0019	0.0790
Jul-40	Market Return			0.0341		0.0020	0.0321
Aug-40	Market Return			0.0350		0.0019	0.0331
Sep-40	Market Return			0.0123		0.0018	0.0105

Trading Date	Company Name	Ticker	Closing Price	Total Return	Dividend Amount	IbbotRf	RP
Oct-40	Market Return			0.0422		0.0018	0.0404
Nov-40	Market Return			(0.0316)		0.0018	-0.0334
Dec-40	Market Return			0.0009		0.0017	-0.0008
Jan-41	Market Return			(0.0463)		0.0016	-0.0479
Feb-41	Market Return			(0.0060)		0.0016	-0.0076
Mar-41	Market Return			0.0071		0.0018	0.0053
Apr-41	Market Return			(0.0612)		0.0017	-0.0629
May-41	Market Return			0.0183		0.0017	0.0166
Jun-41	Market Return			0.0578		0.0016	0.0562
Jul-41	Market Return			0.0579		0.0016	0.0563
Aug-41	Market Return			0.0010		0.0016	-0.0006
Sep-41	Market Return			(0.0068)		0.0016	-0.0084
Oct-41	Market Return			(0.0657)		0.0016	-0.0673
Nov-41	Market Return			(0.0284)		0.0014	-0.0298
Dec-41	Market Return			(0.0407)		0.0016	-0.0423
Jan-42	Market Return			0.0161		0.0021	0.0140
Feb-42	Market Return			(0.0159)		0.0019	-0.0178
Mar-42	Market Return			(0.0652)		0.0021	-0.0673
Apr-42	Market Return			(0.0399)		0.0020	-0.0419
May-42	Market Return			0.0796		0.0019	0.0777
Jun-42	Market Return			0.0221		0.0021	0.0200
Jul-42	Market Return			0.0337		0.0021	0.0316
Aug-42	Market Return			0.0164		0.0021	0.0143
Sep-42	Market Return			0.0290		0.0020	0.0270
Oct-42	Market Return			0.0678		0.0021	0.0657
Nov-42	Market Return			(0.0021)		0.0020	-0.0041
Dec-42	Market Return			0.0549		0.0021	0.0528
Jan-43	Market Return			0.0737		0.0020	0.0717
Feb-43	Market Return			0.0583		0.0019	0.0564
Mar-43	Market Return			0.0545		0.0021	0.0524
Apr-43	Market Return			0.0035		0.0020	0.0015
May-43	Market Return			0.0552		0.0019	0.0533
Jun-43	Market Return			0.0223		0.0021	0.0202

Trading Date	Company Name	Ticker	Closing Price	Total Return	Dividend Amount	IbbotRf	RP
Jul-43	Market Return			(0.0526)		0.0021	-0.0547
Aug-43	Market Return			0.0171		0.0021	0.0150
Sep-43	Market Return			0.0263		0.0020	0.0243
Oct-43	Market Return			(0.0108)		0.0020	-0.0128
Nov-43	Market Return			(0.0654)		0.0021	-0.0675
Dec-43	Market Return			0.0617		0.0021	0.0596
Jan-44	Market Return			0.0171		0.0021	0.0150
Feb-44	Market Return			0.0042		0.0020	0.0022
Mar-44	Market Return			0.0195		0.0021	0.0174
Apr-44	Market Return			(0.0100)		0.0020	-0.0120
May-44	Market Return			0.0505		0.0022	0.0483
Jun-44	Market Return			0.0543		0.0020	0.0523
Jul-44	Market Return			(0.0193)		0.0021	-0.0214
Aug-44	Market Return			0.0157		0.0021	0.0136
Sep-44	Market Return			(0.0008)		0.0020	-0.0028
Oct-44	Market Return			0.0023		0.0021	0.0002
Nov-44	Market Return			0.0133		0.0020	0.0113
Dec-44	Market Return			0.0374		0.0020	0.0354
Jan-45	Market Return			0.0158		0.0021	0.0137
Feb-45	Market Return			0.0683		0.0018	0.0665
Mar-45	Market Return			(0.0441)		0.0020	-0.0461
Apr-45	Market Return			0.0902		0.0019	0.0883
May-45	Market Return			0.0195		0.0019	0.0176
Jun-45	Market Return			(0.0007)		0.0019	-0.0026
Jul-45	Market Return			(0.0180)		0.0018	-0.0198
Aug-45	Market Return			0.0641		0.0019	0.0622
Sep-45	Market Return			0.0438		0.0018	0.0420
Oct-45	Market Return			0.0322		0.0019	0.0303
Nov-45	Market Return			0.0396		0.0018	0.0378
Dec-45	Market Return			0.0116		0.0018	0.0098
Jan-46	Market Return			0.0714		0.0017	0.0697
Feb-46	Market Return			(0.0641)		0.0015	-0.0656
Mar-46	Market Return			0.0480		0.0016	0.0464

Trading Date	Company Name	Ticker	Closing Price	Total Return	Dividend Amount	IbbotRf	RP
Apr-46	Market Return			0.0393		0.0017	0.0376
May-46	Market Return			0.0288		0.0018	0.0270
Jun-46	Market Return			(0.0370)		0.0016	-0.0386
Jul-46	Market Return			(0.0239)		0.0019	-0.0258
Aug-46	Market Return			(0.0674)		0.0017	-0.0691
Sep-46	Market Return			(0.0997)		0.0018	-0.1015
Oct-46	Market Return			(0.0060)		0.0019	-0.0079
Nov-46	Market Return			(0.0027)		0.0018	-0.0045
Dec-46	Market Return			0.0457		0.0019	0.0438
Jan-47	Market Return			0.0255		0.0018	0.0237
Feb-47	Market Return			(0.0077)		0.0016	-0.0093
Mar-47	Market Return			(0.0149)		0.0018	-0.0167
Apr-47	Market Return			(0.0363)		0.0017	-0.0380
May-47	Market Return			0.0014		0.0017	-0.0003
Jun-47	Market Return			0.0554		0.0019	0.0535
Jul-47	Market Return			0.0381		0.0018	0.0363
Aug-47	Market Return			(0.0203)		0.0017	-0.0220
Sep-47	Market Return			(0.0111)		0.0018	-0.0129
Oct-47	Market Return			0.0238		0.0018	0.0220
Nov-47	Market Return			(0.0175)		0.0017	-0.0192
Dec-47	Market Return			0.0233		0.0021	0.0212
Jan-48	Market Return			(0.0379)		0.0020	-0.0399
Feb-48	Market Return			(0.0388)		0.0019	-0.0407
Mar-48	Market Return			0.0793		0.0022	0.0771
Apr-48	Market Return			0.0292		0.0020	0.0272
May-48	Market Return			0.0879		0.0018	0.0861
Jun-48	Market Return			0.0054		0.0021	0.0033
Jul-48	Market Return			(0.0508)		0.0019	-0.0527
Aug-48	Market Return			0.0158		0.0021	0.0137
Sep-48	Market Return			(0.0276)		0.0020	-0.0296
Oct-48	Market Return			0.0710		0.0019	0.0691
Nov-48	Market Return			(0.0961)		0.0021	-0.0982
Dec-48	Market Return			0.0346		0.0020	0.0326

Trading Date	Company Name	Ticker	Closing Price	Total Return	Dividend Amount	IbbotRf	RP
Jan-49	Market Return			0.0039		0.0020	0.0019
Feb-49	Market Return			(0.0296)		0.0018	-0.0314
Mar-49	Market Return			0.0328		0.0019	0.0309
Apr-49	Market Return			(0.0179)		0.0018	-0.0197
May-49	Market Return			(0.0258)		0.0020	-0.0278
Jun-49	Market Return			0.0014		0.0019	-0.0005
Jul-49	Market Return			0.0650		0.0017	0.0633
Aug-49	Market Return			0.0219		0.0019	0.0200
Sep-49	Market Return			0.0263		0.0017	0.0246
Oct-49	Market Return			0.0340		0.0018	0.0322
Nov-49	Market Return			0.0175		0.0017	0.0158
Dec-49	Market Return			0.0486		0.0017	0.0469
Jan-50	Market Return			0.0197		0.0018	0.0179
Feb-50	Market Return			0.0199		0.0016	0.0183
Mar-50	Market Return			0.0070		0.0018	0.0052
Apr-50	Market Return			0.0486		0.0016	0.0470
May-50	Market Return			0.0509		0.0019	0.0490
Jun-50	Market Return			(0.0548)		0.0017	-0.0565
Jul-50	Market Return			0.0119		0.0018	0.0101
Aug-50	Market Return			0.0443		0.0018	0.0425
Sep-50	Market Return			0.0592		0.0017	0.0575
Oct-50	Market Return			0.0093		0.0019	0.0074
Nov-50	Market Return			0.0169		0.0018	0.0151
Dec-50	Market Return			0.0513		0.0018	0.0495
Jan-51	Market Return			0.0637		0.0020	0.0617
Feb-51	Market Return			0.0157		0.0017	0.0140
Mar-51	Market Return			(0.0156)		0.0019	-0.0175
Apr-51	Market Return			0.0509		0.0020	0.0489
May-51	Market Return			(0.0299)		0.0021	-0.0320
Jun-51	Market Return			(0.0228)		0.0020	-0.0248
Jul-51	Market Return			0.0711		0.0023	0.0688
Aug-51	Market Return			0.0478		0.0021	0.0457
Sep-51	Market Return			0.0013		0.0019	-0.0006

Trading Date	Company Name	Ticker	Closing Price	Total Return	Dividend Amount	IbbotRf	RP
Oct-51	Market Return			(0.0103)		0.0023	-0.0126
Nov-51	Market Return			0.0096		0.0021	0.0075
Dec-51	Market Return			0.0424		0.0022	0.0402
Jan-52	Market Return			0.0181		0.0023	0.0158
Feb-52	Market Return			(0.0282)		0.0021	-0.0303
Mar-52	Market Return			0.0503		0.0023	0.0480
Apr-52	Market Return			(0.0402)		0.0022	-0.0424
May-52	Market Return			0.0343		0.0020	0.0323
Jun-52	Market Return			0.0490		0.0022	0.0468
Jul-52	Market Return			0.0196		0.0022	0.0174
Aug-52	Market Return			(0.0071)		0.0021	-0.0092
Sep-52	Market Return			(0.0176)		0.0023	-0.0199
Oct-52	Market Return			0.0020		0.0023	-0.0003
Nov-52	Market Return			0.0571		0.0021	0.0550
Dec-52	Market Return			0.0382		0.0024	0.0358
Jan-53	Market Return			(0.0049)		0.0023	-0.0072
Feb-53	Market Return			(0.0106)		0.0021	-0.0127
Mar-53	Market Return			(0.0212)		0.0025	-0.0237
Apr-53	Market Return			(0.0237)		0.0024	-0.0261
May-53	Market Return			0.0077		0.0024	0.0053
Jun-53	Market Return			(0.0134)		0.0027	-0.0161
Jul-53	Market Return			0.0273		0.0025	0.0248
Aug-53	Market Return			(0.0501)		0.0025	-0.0526
Sep-53	Market Return			0.0034		0.0025	0.0009
Oct-53	Market Return			0.0540		0.0023	0.0517
Nov-53	Market Return			0.0204		0.0024	0.0180
Dec-53	Market Return			0.0052		0.0024	0.0028
Jan-54	Market Return			0.0536		0.0023	0.0513
Feb-54	Market Return			0.0111		0.0022	0.0089
Mar-54	Market Return			0.0325		0.0025	0.0300
Apr-54	Market Return			0.0516		0.0022	0.0494
May-54	Market Return			0.0418		0.0020	0.0398
Jun-54	Market Return			0.0031		0.0025	0.0006

Trading Date	Company Name	Ticker	Closing Price	Total Return	Dividend Amount	IbbotRf	RP
Jul-54	Market Return			0.0589		0.0022	0.0567
Aug-54	Market Return			(0.0275)		0.0023	-0.0298
Sep-54	Market Return			0.0851		0.0022	0.0829
Oct-54	Market Return			(0.0167)		0.0021	-0.0188
Nov-54	Market Return			0.0909		0.0023	0.0886
Dec-54	Market Return			0.0534		0.0023	0.0511
Jan-55	Market Return			0.0197		0.0022	0.0175
Feb-55	Market Return			0.0098		0.0022	0.0076
Mar-55	Market Return			(0.0030)		0.0024	-0.0054
Apr-55	Market Return			0.0396		0.0022	0.0374
May-55	Market Return			0.0055		0.0025	0.0030
Jun-55	Market Return			0.0841		0.0023	0.0818
Jul-55	Market Return			0.0622		0.0023	0.0599
Aug-55	Market Return			(0.0025)		0.0027	-0.0052
Sep-55	Market Return			0.0130		0.0024	0.0106
Oct-55	Market Return			(0.0284)		0.0025	-0.0309
Nov-55	Market Return			0.0827		0.0024	0.0803
Dec-55	Market Return			0.0015		0.0024	-0.0009
Jan-56	Market Return			(0.0347)		0.0025	-0.0372
Feb-56	Market Return			0.0413		0.0023	0.0390
Mar-56	Market Return			0.0710		0.0023	0.0687
Apr-56	Market Return			(0.0004)		0.0026	-0.0030
May-56	Market Return			(0.0593)		0.0026	-0.0619
Jun-56	Market Return			0.0409		0.0023	0.0386
Jul-56	Market Return			0.0530		0.0026	0.0504
Aug-56	Market Return			(0.0328)		0.0026	-0.0354
Sep-56	Market Return			(0.0440)		0.0025	-0.0465
Oct-56	Market Return			0.0066		0.0029	0.0037
Nov-56	Market Return			(0.0050)		0.0027	-0.0077
Dec-56	Market Return			0.0370		0.0028	0.0342
Jan-57	Market Return			(0.0401)		0.0029	-0.0430
Feb-57	Market Return			(0.0264)		0.0025	-0.0289
Mar-57	Market Return			0.0215		0.0026	0.0189

Trading Date	Company Name	Ticker	Closing Price	Total Return	Dividend Amount	IbbotRf	RP
Apr-57	Market Return			0.0388		0.0029	0.0359
May-57	Market Return			0.0437		0.0029	0.0408
Jun-57	Market Return			0.0004		0.0025	-0.0021
Jul-57	Market Return			0.0131		0.0033	0.0098
Aug-57	Market Return			(0.0505)		0.0030	-0.0535
Sep-57	Market Return			(0.0602)		0.0031	-0.0633
Oct-57	Market Return			(0.0302)		0.0031	-0.0333
Nov-57	Market Return			0.0231		0.0029	0.0202
Dec-57	Market Return			(0.0395)		0.0029	-0.0424
Jan-58	Market Return			0.0445		0.0027	0.0418
Feb-58	Market Return			(0.0141)		0.0025	-0.0166
Mar-58	Market Return			0.0328		0.0027	0.0301
Apr-58	Market Return			0.0337		0.0026	0.0311
May-58	Market Return			0.0212		0.0024	0.0188
Jun-58	Market Return			0.0279		0.0027	0.0252
Jul-58	Market Return			0.0449		0.0027	0.0422
Aug-58	Market Return			0.0176		0.0027	0.0149
Sep-58	Market Return			0.0501		0.0032	0.0469
Oct-58	Market Return			0.0270		0.0032	0.0238
Nov-58	Market Return			0.0284		0.0028	0.0256
Dec-58	Market Return			0.0535		0.0033	0.0502
Jan-59	Market Return			0.0053		0.0031	0.0022
Feb-59	Market Return			0.0049		0.0031	0.0018
Mar-59	Market Return			0.0020		0.0035	-0.0015
Apr-59	Market Return			0.0402		0.0033	0.0369
May-59	Market Return			0.0240		0.0033	0.0207
Jun-59	Market Return			(0.0022)		0.0036	-0.0058
Jul-59	Market Return			0.0363		0.0035	0.0328
Aug-59	Market Return			(0.0102)		0.0035	-0.0137
Sep-59	Market Return			(0.0443)		0.0034	-0.0477
Oct-59	Market Return			0.0128		0.0035	0.0093
Nov-59	Market Return			0.0186		0.0035	0.0151
Dec-59	Market Return			0.0292		0.0036	0.0256

Trading Date	Company Name	Ticker	Closing Price	Total Return	Dividend Amount	IbbotRf	RP
Jan-60	Market Return			(0.0700)		0.0035	-0.0735
Feb-60	Market Return			0.0147		0.0037	0.0110
Mar-60	Market Return			(0.0123)		0.0036	-0.0159
Apr-60	Market Return			(0.0161)		0.0032	-0.0193
May-60	Market Return			0.0326		0.0037	0.0289
Jun-60	Market Return			0.0211		0.0034	0.0177
Jul-60	Market Return			(0.0234)		0.0032	-0.0266
Aug-60	Market Return			0.0317		0.0034	0.0283
Sep-60	Market Return			(0.0590)		0.0032	-0.0622
Oct-60	Market Return			(0.0007)		0.0033	-0.0040
Nov-60	Market Return			0.0465		0.0032	0.0433
Dec-60	Market Return			0.0479		0.0033	0.0446
Jan-61	Market Return			0.0645		0.0033	0.0612
Feb-61	Market Return			0.0319		0.0030	0.0289
Mar-61	Market Return			0.0270		0.0031	0.0239
Apr-61	Market Return			0.0051		0.0031	0.0020
May-61	Market Return			0.0239		0.0034	0.0205
Jun-61	Market Return			(0.0275)		0.0032	-0.0307
Jul-61	Market Return			0.0342		0.0033	0.0309
Aug-61	Market Return			0.0243		0.0033	0.0210
Sep-61	Market Return			(0.0184)		0.0032	-0.0216
Oct-61	Market Return			0.0298		0.0034	0.0264
Nov-61	Market Return			0.0447		0.0032	0.0415
Dec-61	Market Return			0.0046		0.0031	0.0015
Jan-62	Market Return			(0.0366)		0.0037	-0.0403
Feb-62	Market Return			0.0209		0.0032	0.0177
Mar-62	Market Return			(0.0046)		0.0033	-0.0079
Apr-62	Market Return			(0.0607)		0.0033	-0.0640
May-62	Market Return			(0.0811)		0.0032	-0.0843
Jun-62	Market Return			(0.0803)		0.0030	-0.0833
Jul-62	Market Return			0.0652		0.0034	0.0618
Aug-62	Market Return			0.0208		0.0034	0.0174
Sep-62	Market Return			(0.0465)		0.0030	-0.0495

Trading Date	Company Name	Ticker	Closing Price	Total Return	Dividend Amount	IbbotRf	RP
Oct-62	Market Return			0.0064		0.0035	0.0029
Nov-62	Market Return			0.1086		0.0031	0.1055
Dec-62	Market Return			0.0153		0.0032	0.0121
Jan-63	Market Return			0.0506		0.0032	0.0474
Feb-63	Market Return			(0.0239)		0.0029	-0.0268
Mar-63	Market Return			0.0370		0.0031	0.0339
Apr-63	Market Return			0.0500		0.0034	0.0466
May-63	Market Return			0.0193		0.0033	0.0160
Jun-63	Market Return			(0.0188)		0.0030	-0.0218
Jul-63	Market Return			(0.0022)		0.0036	-0.0058
Aug-63	Market Return			0.0535		0.0033	0.0502
Sep-63	Market Return			(0.0097)		0.0034	-0.0131
Oct-63	Market Return			0.0339		0.0034	0.0305
Nov-63	Market Return			(0.0046)		0.0032	-0.0078
Dec-63	Market Return			0.0262		0.0036	0.0226
Jan-64	Market Return			0.0283		0.0035	0.0248
Feb-64	Market Return			0.0147		0.0032	0.0115
Mar-64	Market Return			0.0165		0.0037	0.0128
Apr-64	Market Return			0.0075		0.0035	0.0040
May-64	Market Return			0.0162		0.0032	0.0130
Jun-64	Market Return			0.0178		0.0038	0.0140
Jul-64	Market Return			0.0195		0.0035	0.0160
Aug-64	Market Return			(0.0118)		0.0035	-0.0153
Sep-64	Market Return			0.0301		0.0034	0.0267
Oct-64	Market Return			0.0096		0.0034	0.0062
Nov-64	Market Return			0.0005		0.0035	-0.0030
Dec-64	Market Return			0.0056		0.0035	0.0021
Jan-65	Market Return			0.0345		0.0033	0.0312
Feb-65	Market Return			0.0031		0.0032	-0.0001
Mar-65	Market Return			(0.0133)		0.0038	-0.0171
Apr-65	Market Return			0.0356		0.0033	0.0323
May-65	Market Return			(0.0030)		0.0033	-0.0063
Jun-65	Market Return			(0.0473)		0.0038	-0.0511

Trading Date	Company Name	Ticker	Closing Price	Total Return	Dividend Amount	IbbotRf	RP
Jul-65	Market Return			0.0147		0.0034	0.0113
Aug-65	Market Return			0.0272		0.0037	0.0235
Sep-65	Market Return			0.0334		0.0035	0.0299
Oct-65	Market Return			0.0289		0.0034	0.0255
Nov-65	Market Return			(0.0031)		0.0037	-0.0068
Dec-65	Market Return			0.0106		0.0037	0.0069
Jan-66	Market Return			0.0062		0.0038	0.0024
Feb-66	Market Return			(0.0131)		0.0034	-0.0165
Mar-66	Market Return			(0.0205)		0.0040	-0.0245
Apr-66	Market Return			0.0220		0.0036	0.0184
May-66	Market Return			(0.0492)		0.0041	-0.0533
Jun-66	Market Return			(0.0146)		0.0039	-0.0185
Jul-66	Market Return			(0.0120)		0.0038	-0.0158
Aug-66	Market Return			(0.0725)		0.0043	-0.0768
Sep-66	Market Return			(0.0053)		0.0041	-0.0094
Oct-66	Market Return			0.0494		0.0040	0.0454
Nov-66	Market Return			0.0095		0.0038	0.0057
Dec-66	Market Return			0.0002		0.0039	-0.0037
Jan-67	Market Return			0.0798		0.0040	0.0758
Feb-67	Market Return			0.0072		0.0034	0.0038
Mar-67	Market Return			0.0409		0.0039	0.0370
Apr-67	Market Return			0.0437		0.0035	0.0402
May-67	Market Return			(0.0477)		0.0043	-0.0520
Jun-67	Market Return			0.0190		0.0039	0.0151
Jul-67	Market Return			0.0468		0.0043	0.0425
Aug-67	Market Return			(0.0070)		0.0042	-0.0112
Sep-67	Market Return			0.0342		0.0040	0.0302
Oct-67	Market Return			(0.0276)		0.0045	-0.0321
Nov-67	Market Return			0.0065		0.0045	0.0020
Dec-67	Market Return			0.0278		0.0044	0.0234
Jan-68	Market Return			(0.0425)		0.0050	-0.0475
Feb-68	Market Return			(0.0261)		0.0042	-0.0303
Mar-68	Market Return			0.0110		0.0043	0.0067

Trading Date	Company Name	Ticker	Closing Price	Total Return	Dividend Amount	IbbotRf	RP
Apr-68	Market Return			0.0834		0.0049	0.0785
May-68	Market Return			0.0161		0.0046	0.0115
Jun-68	Market Return			0.0105		0.0042	0.0063
Jul-68	Market Return			(0.0172)		0.0048	-0.0220
Aug-68	Market Return			0.0164		0.0042	0.0122
Sep-68	Market Return			0.0400		0.0044	0.0356
Oct-68	Market Return			0.0087		0.0045	0.0042
Nov-68	Market Return			0.0531		0.0043	0.0488
Dec-68	Market Return			(0.0402)		0.0049	-0.0451
Jan-69	Market Return			(0.0068)		0.0050	-0.0118
Feb-69	Market Return			(0.0426)		0.0046	-0.0472
Mar-69	Market Return			0.0359		0.0047	0.0312
Apr-69	Market Return			0.0229		0.0055	0.0174
May-69	Market Return			0.0026		0.0047	-0.0021
Jun-69	Market Return			(0.0542)		0.0055	-0.0597
Jul-69	Market Return			(0.0587)		0.0052	-0.0639
Aug-69	Market Return			0.0454		0.0048	0.0406
Sep-69	Market Return			(0.0236)		0.0055	-0.0291
Oct-69	Market Return			0.0459		0.0057	0.0402
Nov-69	Market Return			(0.0297)		0.0049	-0.0346
Dec-69	Market Return			(0.0177)		0.0060	-0.0237
Jan-70	Market Return			(0.0743)		0.0056	-0.0799
Feb-70	Market Return			0.0586		0.0052	0.0534
Mar-70	Market Return			0.0030		0.0056	-0.0026
Apr-70	Market Return			(0.0889)		0.0054	-0.0943
May-70	Market Return			(0.0547)		0.0055	-0.0602
Jun-70	Market Return			(0.0482)		0.0064	-0.0546
Jul-70	Market Return			0.0752		0.0059	0.0693
Aug-70	Market Return			0.0509		0.0057	0.0452
Sep-70	Market Return			0.0347		0.0056	0.0291
Oct-70	Market Return			(0.0097)		0.0055	-0.0152
Nov-70	Market Return			0.0536		0.0058	0.0478
Dec-70	Market Return			0.0584		0.0053	0.0531

Trading Date	Company Name	Ticker	Closing Price	Total Return	Dividend Amount	IbbotRf	RP
Jan-71	Market Return			0.0419		0.0051	0.0368
Feb-71	Market Return			0.0141		0.0046	0.0095
Mar-71	Market Return			0.0382		0.0056	0.0326
Apr-71	Market Return			0.0377		0.0048	0.0329
May-71	Market Return			(0.0367)		0.0047	-0.0414
Jun-71	Market Return			0.0021		0.0056	-0.0035
Jul-71	Market Return			(0.0399)		0.0052	-0.0451
Aug-71	Market Return			0.0412		0.0055	0.0357
Sep-71	Market Return			(0.0056)		0.0049	-0.0105
Oct-71	Market Return			(0.0404)		0.0047	-0.0451
Nov-71	Market Return			0.0027		0.0051	-0.0024
Dec-71	Market Return			0.0877		0.0050	0.0827
Jan-72	Market Return			0.0194		0.0050	0.0144
Feb-72	Market Return			0.0299		0.0047	0.0252
Mar-72	Market Return			0.0072		0.0049	0.0023
Apr-72	Market Return			0.0057		0.0048	0.0009
May-72	Market Return			0.0219		0.0055	0.0164
Jun-72	Market Return			(0.0205)		0.0049	-0.0254
Jul-72	Market Return			0.0036		0.0051	-0.0015
Aug-72	Market Return			0.0391		0.0049	0.0342
Sep-72	Market Return			(0.0036)		0.0047	-0.0083
Oct-72	Market Return			0.0107		0.0052	0.0055
Nov-72	Market Return			0.0505		0.0048	0.0457
Dec-72	Market Return			0.0131		0.0045	0.0086
Jan-73	Market Return			(0.0159)		0.0054	-0.0213
Feb-73	Market Return			(0.0333)		0.0051	-0.0384
Mar-73	Market Return			(0.0002)		0.0056	-0.0058
Apr-73	Market Return			(0.0395)		0.0057	-0.0452
May-73	Market Return			(0.0139)		0.0058	-0.0197
Jun-73	Market Return			(0.0051)		0.0055	-0.0106
Jul-73	Market Return			0.0394		0.0061	0.0333
Aug-73	Market Return			(0.0318)		0.0062	-0.0380
Sep-73	Market Return			0.0415		0.0055	0.0360

Trading Date	Company Name	Ticker	Closing Price	Total Return	Dividend Amount	IbbotRf	RP
Oct-73	Market Return			0.0003		0.0063	-0.0060
Nov-73	Market Return			(0.1082)		0.0056	-0.1138
Dec-73	Market Return			0.0183		0.0060	0.0123
Jan-74	Market Return			(0.0085)		0.0061	-0.0146
Feb-74	Market Return			0.0019		0.0055	-0.0036
Mar-74	Market Return			(0.0217)		0.0058	-0.0275
Apr-74	Market Return			(0.0373)		0.0068	-0.0441
May-74	Market Return			(0.0272)		0.0068	-0.0340
Jun-74	Market Return			(0.0128)		0.0061	-0.0189
Jul-74	Market Return			(0.0759)		0.0072	-0.0831
Aug-74	Market Return			(0.0828)		0.0065	-0.0893
Sep-74	Market Return			(0.1170)		0.0071	-0.1241
Oct-74	Market Return			0.1657		0.0070	0.1587
Nov-74	Market Return			(0.0448)		0.0062	-0.0510
Dec-74	Market Return			(0.0177)		0.0067	-0.0244
Jan-75	Market Return			0.1251		0.0068	0.1183
Feb-75	Market Return			0.0674		0.0060	0.0614
Mar-75	Market Return			0.0237		0.0066	0.0171
Apr-75	Market Return			0.0493		0.0067	0.0426
May-75	Market Return			0.0509		0.0067	0.0442
Jun-75	Market Return			0.0462		0.0070	0.0392
Jul-75	Market Return			(0.0659)		0.0068	-0.0727
Aug-75	Market Return			(0.0144)		0.0065	-0.0209
Sep-75	Market Return			(0.0328)		0.0073	-0.0401
Oct-75	Market Return			0.0637		0.0072	0.0565
Nov-75	Market Return			0.0313		0.0061	0.0252
Dec-75	Market Return			(0.0096)		0.0074	-0.0170
Jan-76	Market Return			0.1199		0.0065	0.1134
Feb-76	Market Return			(0.0058)		0.0060	-0.0118
Mar-76	Market Return			0.0326		0.0071	0.0255
Apr-76	Market Return			(0.0099)		0.0064	-0.0163
May-76	Market Return			(0.0073)		0.0059	-0.0132
Jun-76	Market Return			0.0427		0.0073	0.0354

Trading Date	Company Name	Ticker	Closing Price	Total Return	Dividend Amount	IbbotRf	RP
Jul-76	Market Return			(0.0068)		0.0065	-0.0133
Aug-76	Market Return			0.0014		0.0069	-0.0055
Sep-76	Market Return			0.0247		0.0064	0.0183
Oct-76	Market Return			(0.0206)		0.0061	-0.0267
Nov-76	Market Return			(0.0009)		0.0066	-0.0075
Dec-76	Market Return			0.0540		0.0063	0.0477
Jan-77	Market Return			(0.0489)		0.0059	-0.0548
Feb-77	Market Return			(0.0151)		0.0057	-0.0208
Mar-77	Market Return			(0.0119)		0.0065	-0.0184
Apr-77	Market Return			0.0014		0.0061	-0.0047
May-77	Market Return			(0.0150)		0.0067	-0.0217
Jun-77	Market Return			0.0475		0.0062	0.0413
Jul-77	Market Return			(0.0151)		0.0059	-0.0210
Aug-77	Market Return			(0.0133)		0.0067	-0.0200
Sep-77	Market Return			-		0.0061	-0.0061
Oct-77	Market Return			(0.0415)		0.0063	-0.0478
Nov-77	Market Return			0.0370		0.0063	0.0307
Dec-77	Market Return			0.0048		0.0062	-0.0014
Jan-78	Market Return			(0.0596)		0.0069	-0.0665
Feb-78	Market Return			(0.0161)		0.0060	-0.0221
Mar-78	Market Return			0.0276		0.0069	0.0207
Apr-78	Market Return			0.0870		0.0063	0.0807
May-78	Market Return			0.0136		0.0075	0.0061
Jun-78	Market Return			(0.0152)		0.0069	-0.0221
Jul-78	Market Return			0.0560		0.0073	0.0487
Aug-78	Market Return			0.0340		0.0070	0.0270
Sep-78	Market Return			(0.0048)		0.0065	-0.0113
Oct-78	Market Return			(0.0891)		0.0073	-0.0964
Nov-78	Market Return			0.0260		0.0071	0.0189
Dec-78	Market Return			0.0172		0.0068	0.0104
Jan-79	Market Return			0.0421		0.0079	0.0342
Feb-79	Market Return			(0.0284)		0.0065	-0.0349
Mar-79	Market Return			0.0575		0.0074	0.0501

Trading Date	Company Name	Ticker	Closing Price	Total Return	Dividend Amount	IbbotRf	RP
Apr-79	Market Return			0.0036		0.0076	-0.0040
May-79	Market Return			(0.0168)		0.0077	-0.0245
Jun-79	Market Return			0.0410		0.0071	0.0339
Jul-79	Market Return			0.0110		0.0076	0.0034
Aug-79	Market Return			0.0611		0.0073	0.0538
Sep-79	Market Return			0.0025		0.0068	-0.0043
Oct-79	Market Return			(0.0656)		0.0082	-0.0738
Nov-79	Market Return			0.0514		0.0083	0.0431
Dec-79	Market Return			0.0192		0.0083	0.0109
Jan-80	Market Return			0.0610		0.0083	0.0527
Feb-80	Market Return			0.0031		0.0084	-0.0053
Mar-80	Market Return			(0.0987)		0.0099	-0.1086
Apr-80	Market Return			0.0429		0.0100	0.0329
May-80	Market Return			0.0562		0.0087	0.0475
Jun-80	Market Return			0.0296		0.0086	0.0210
Jul-80	Market Return			0.0676		0.0084	0.0592
Aug-80	Market Return			0.0131		0.0081	0.0050
Sep-80	Market Return			0.0281		0.0097	0.0184
Oct-80	Market Return			0.0187		0.0097	0.0090
Nov-80	Market Return			0.1095		0.0091	0.1004
Dec-80	Market Return			(0.0315)		0.0108	-0.0423
Jan-81	Market Return			(0.0438)		0.0094	-0.0532
Feb-81	Market Return			0.0208		0.0088	0.0120
Mar-81	Market Return			0.0380		0.0111	0.0269
Apr-81	Market Return			(0.0213)		0.0101	-0.0314
May-81	Market Return			0.0062		0.0104	-0.0042
Jun-81	Market Return			(0.0080)		0.0109	-0.0189
Jul-81	Market Return			0.0007		0.0109	-0.0102
Aug-81	Market Return			(0.0554)		0.0110	-0.0664
Sep-81	Market Return			(0.0502)		0.0114	-0.0616
Oct-81	Market Return			0.0528		0.0117	0.0411
Nov-81	Market Return			0.0441		0.0113	0.0328
Dec-81	Market Return			(0.0265)		0.0100	-0.0365

Trading Date	Company Name	Ticker	Closing Price	Total Return	Dividend Amount	IbbotRf	RP
Jan-82	Market Return			(0.0163)		0.0108	-0.0271
Feb-82	Market Return			(0.0512)		0.0103	-0.0615
Mar-82	Market Return			(0.0060)		0.0124	-0.0184
Apr-82	Market Return			0.0414		0.0112	0.0302
May-82	Market Return			(0.0288)		0.0101	-0.0389
Jun-82	Market Return			(0.0174)		0.0120	-0.0294
Jul-82	Market Return			(0.0215)		0.0114	-0.0329
Aug-82	Market Return			0.1267		0.0112	0.1155
Sep-82	Market Return			0.0110		0.0100	0.0010
Oct-82	Market Return			0.1126		0.0091	0.1035
Nov-82	Market Return			0.0438		0.0094	0.0344
Dec-82	Market Return			0.0173		0.0093	0.0080
Jan-83	Market Return			0.0348		0.0087	0.0261
Feb-83	Market Return			0.0260		0.0081	0.0179
Mar-83	Market Return			0.0365		0.0089	0.0276
Apr-83	Market Return			0.0758		0.0085	0.0673
May-83	Market Return			(0.0052)		0.0091	-0.0143
Jun-83	Market Return			0.0382		0.0090	0.0292
Jul-83	Market Return			(0.0313)		0.0088	-0.0401
Aug-83	Market Return			0.0170		0.0103	0.0067
Sep-83	Market Return			0.0136		0.0096	0.0040
Oct-83	Market Return			(0.0134)		0.0095	-0.0229
Nov-83	Market Return			0.0233		0.0094	0.0139
Dec-83	Market Return			(0.0061)		0.0094	-0.0155
Jan-84	Market Return			(0.0065)		0.0103	-0.0168
Feb-84	Market Return			(0.0328)		0.0092	-0.0420
Mar-84	Market Return			0.0171		0.0098	0.0073
Apr-84	Market Return			0.0069		0.0104	-0.0035
May-84	Market Return			(0.0534)		0.0103	-0.0637
Jun-84	Market Return			0.0221		0.0106	0.0115
Jul-84	Market Return			(0.0143)		0.0116	-0.0259
Aug-84	Market Return			0.1125		0.0106	0.1019
Sep-84	Market Return			0.0002		0.0094	-0.0092

Trading Date	Company Name	Ticker	Closing Price	Total Return	Dividend Amount	IbbotRf	RP
Oct-84	Market Return			0.0026		0.0108	-0.0082
Nov-84	Market Return			(0.0101)		0.0091	-0.0192
Dec-84	Market Return			0.0253		0.0098	0.0155
Jan-85	Market Return			0.0768		0.0096	0.0672
Feb-85	Market Return			0.0137		0.0082	0.0055
Mar-85	Market Return			0.0018		0.0094	-0.0076
Apr-85	Market Return			(0.0032)		0.0102	-0.0134
May-85	Market Return			0.0615		0.0097	0.0518
Jun-85	Market Return			0.0159		0.0080	0.0079
Jul-85	Market Return			(0.0026)		0.0094	-0.0120
Aug-85	Market Return			(0.0061)		0.0085	-0.0146
Sep-85	Market Return			(0.0321)		0.0088	-0.0409
Oct-85	Market Return			0.0447		0.0089	0.0358
Nov-85	Market Return			0.0716		0.0081	0.0635
Dec-85	Market Return			0.0467		0.0086	0.0381
Jan-86	Market Return			0.0044		0.0079	-0.0035
Feb-86	Market Return			0.0761		0.0073	0.0688
Mar-86	Market Return			0.0554		0.0071	0.0483
Apr-86	Market Return			(0.0124)		0.0063	-0.0187
May-86	Market Return			0.0549		0.0062	0.0487
Jun-86	Market Return			0.0166		0.0070	0.0096
Jul-86	Market Return			(0.0569)		0.0066	-0.0635
Aug-86	Market Return			0.0748		0.0063	0.0685
Sep-86	Market Return			(0.0822)		0.0065	-0.0887
Oct-86	Market Return			0.0556		0.0069	0.0487
Nov-86	Market Return			0.0256		0.0059	0.0197
Dec-86	Market Return			(0.0264)		0.0070	-0.0334
Jan-87	Market Return			0.1343		0.0064	0.1279
Feb-87	Market Return			0.0413		0.0059	0.0354
Mar-87	Market Return			0.0272		0.0066	0.0206
Apr-87	Market Return			(0.0088)		0.0065	-0.0153
May-87	Market Return			0.0103		0.0066	0.0037
Jun-87	Market Return			0.0499		0.0075	0.0424

Trading Date	Company Name	Ticker	Closing Price	Total Return	Dividend Amount	IbbotRf	RP
Jul-87	Market Return			0.0498		0.0073	0.0425
Aug-87	Market Return			0.0385		0.0075	0.0310
Sep-87	Market Return			(0.0220)		0.0075	-0.0295
Oct-87	Market Return			(0.2152)		0.0079	-0.2231
Nov-87	Market Return			(0.0819)		0.0075	-0.0894
Dec-87	Market Return			0.0738		0.0078	0.0660
Jan-88	Market Return			0.0427		0.0072	0.0355
Feb-88	Market Return			0.0470		0.0071	0.0399
Mar-88	Market Return			(0.0302)		0.0072	-0.0374
Apr-88	Market Return			0.0108		0.0070	0.0038
May-88	Market Return			0.0078		0.0078	0.0000
Jun-88	Market Return			0.0464		0.0076	0.0388
Jul-88	Market Return			(0.0040)		0.0071	-0.0111
Aug-88	Market Return			(0.0331)		0.0083	-0.0414
Sep-88	Market Return			0.0424		0.0076	0.0348
Oct-88	Market Return			0.0273		0.0076	0.0197
Nov-88	Market Return			(0.0142)		0.0070	-0.0212
Dec-88	Market Return			0.0181		0.0075	0.0106
Jan-89	Market Return			0.0723		0.0080	0.0643
Feb-89	Market Return			(0.0249)		0.0069	-0.0318
Mar-89	Market Return			0.0236		0.0079	0.0157
Apr-89	Market Return			0.0516		0.0070	0.0446
May-89	Market Return			0.0402		0.0080	0.0322
Jun-89	Market Return			(0.0054)		0.0070	-0.0124
Jul-89	Market Return			0.0898		0.0068	0.0830
Aug-89	Market Return			0.0193		0.0066	0.0127
Sep-89	Market Return			(0.0039)		0.0065	-0.0104
Oct-89	Market Return			(0.0233)		0.0072	-0.0305
Nov-89	Market Return			0.0208		0.0064	0.0144
Dec-89	Market Return			0.0236		0.0064	0.0172
Jan-90	Market Return			(0.0671)		0.0073	-0.0744
Feb-90	Market Return			0.0129		0.0066	0.0063
Mar-90	Market Return			0.0263		0.0071	0.0192

Trading Date	Company Name	Ticker	Closing Price	Total Return	Dividend Amount	IbbotRf	RP
Apr-90	Market Return			(0.0247)		0.0075	-0.0322
May-90	Market Return			0.0975		0.0075	0.0900
Jun-90	Market Return			(0.0070)		0.0068	-0.0138
Jul-90	Market Return			(0.0032)		0.0074	-0.0106
Aug-90	Market Return			(0.0903)		0.0071	-0.0974
Sep-90	Market Return			(0.0492)		0.0069	-0.0561
Oct-90	Market Return			(0.0037)		0.0081	-0.0118
Nov-90	Market Return			0.0644		0.0071	0.0573
Dec-90	Market Return			0.0274		0.0072	0.0202
Jan-91	Market Return			0.0442		0.0071	0.0371
Feb-91	Market Return			0.0716		0.0064	0.0652
Mar-91	Market Return			0.0238		0.0064	0.0174
Apr-91	Market Return			0.0028		0.0076	-0.0048
May-91	Market Return			0.0428		0.0068	0.0360
Jun-91	Market Return			(0.0457)		0.0063	-0.0520
Jul-91	Market Return			0.0468		0.0076	0.0392
Aug-91	Market Return			0.0235		0.0068	0.0167
Sep-91	Market Return			(0.0164)		0.0068	-0.0232
Oct-91	Market Return			0.0134		0.0065	0.0069
Nov-91	Market Return			(0.0404)		0.0060	-0.0464
Dec-91	Market Return			0.1143		0.0068	0.1075
Jan-92	Market Return			(0.0186)		0.0061	-0.0247
Feb-92	Market Return			0.0128		0.0059	0.0069
Mar-92	Market Return			(0.0196)		0.0067	-0.0263
Apr-92	Market Return			0.0291		0.0065	0.0226
May-92	Market Return			0.0054		0.0061	-0.0007
Jun-92	Market Return			(0.0145)		0.0067	-0.0212
Jul-92	Market Return			0.0403		0.0063	0.0340
Aug-92	Market Return			(0.0202)		0.0060	-0.0262
Sep-92	Market Return			0.0115		0.0058	0.0057
Oct-92	Market Return			0.0036		0.0057	-0.0021
Nov-92	Market Return			0.0337		0.0061	0.0276
Dec-92	Market Return			0.0131		0.0063	0.0068

Trading Date	Company Name	Ticker	Closing Price	Total Return	Dividend Amount	IbbotRf	RP
Jan-93	Market Return			0.0073		0.0059	0.0014
Feb-93	Market Return			0.0135		0.0055	0.0080
Mar-93	Market Return			0.0215		0.0063	0.0152
Apr-93	Market Return			(0.0245)		0.0057	-0.0302
May-93	Market Return			0.0270		0.0052	0.0218
Jun-93	Market Return			0.0033		0.0062	-0.0029
Jul-93	Market Return			(0.0047)		0.0054	-0.0101
Aug-93	Market Return			0.0381		0.0056	0.0325
Sep-93	Market Return			(0.0074)		0.0050	-0.0124
Oct-93	Market Return			0.0203		0.0049	0.0154
Nov-93	Market Return			(0.0094)		0.0053	-0.0147
Dec-93	Market Return			0.0123		0.0055	0.0068
Jan-94	Market Return			0.0335		0.0055	0.0280
Feb-94	Market Return			(0.0270)		0.0049	-0.0319
Mar-94	Market Return			(0.0435)		0.0058	-0.0493
Apr-94	Market Return			0.0130		0.0057	0.0073
May-94	Market Return			0.0163		0.0063	0.0100
Jun-94	Market Return			(0.0247)		0.0061	-0.0308
Jul-94	Market Return			0.0331		0.0060	0.0271
Aug-94	Market Return			0.0407		0.0066	0.0341
Sep-94	Market Return			(0.0241)		0.0061	-0.0302
Oct-94	Market Return			0.0229		0.0066	0.0163
Nov-94	Market Return			(0.0367)		0.0064	-0.0431
Dec-94	Market Return			0.0146		0.0066	0.0080
Jan-95	Market Return			0.0260		0.0070	0.0190
Feb-95	Market Return			0.0388		0.0059	0.0329
Mar-95	Market Return			0.0296		0.0064	0.0232
Apr-95	Market Return			0.0291		0.0058	0.0233
May-95	Market Return			0.0395		0.0065	0.0330
Jun-95	Market Return			0.0235		0.0054	0.0181
Jul-95	Market Return			0.0333		0.0056	0.0277
Aug-95	Market Return			0.0027		0.0057	-0.0030
Sep-95	Market Return			0.0419		0.0052	0.0367

Trading Date	Company Name	Ticker	Closing Price	Total Return	Dividend Amount	IbbotRf	RP
Oct-95	Market Return			(0.0035)		0.0057	-0.0092
Nov-95	Market Return			0.0440		0.0051	0.0389
Dec-95	Market Return			0.0185		0.0049	0.0136
Jan-96	Market Return			0.0344		0.0054	0.0290
Feb-96	Market Return			0.0096		0.0048	0.0048
Mar-96	Market Return			0.0096		0.0052	0.0044
Apr-96	Market Return			0.0147		0.0059	0.0088
May-96	Market Return			0.0258		0.0058	0.0200
Jun-96	Market Return			0.0041		0.0054	-0.0013
Jul-96	Market Return			(0.0445)		0.0062	-0.0507
Aug-96	Market Return			0.0212		0.0057	0.0155
Sep-96	Market Return			0.0562		0.0060	0.0502
Oct-96	Market Return			0.0274		0.0058	0.0216
Nov-96	Market Return			0.0759		0.0052	0.0707
Dec-96	Market Return			(0.0196)		0.0056	-0.0252
Jan-97	Market Return			0.0621		0.0056	0.0565
Feb-97	Market Return			0.0081		0.0051	0.0030
Mar-97	Market Return			(0.0416)		0.0059	-0.0475
Apr-97	Market Return			0.0597		0.0059	0.0538
May-97	Market Return			0.0614		0.0058	0.0556
Jun-97	Market Return			0.0446		0.0059	0.0387
Jul-97	Market Return			0.0794		0.0058	0.0736
Aug-97	Market Return			(0.0556)		0.0049	-0.0605
Sep-97	Market Return			0.0548		0.0058	0.0490
Oct-97	Market Return			(0.0334)		0.0054	-0.0388
Nov-97	Market Return			0.0463		0.0047	0.0416
Dec-97	Market Return			0.0172		0.0054	0.0118
Jan-98	Market Return			0.0111		0.0048	0.0063
Feb-98	Market Return			0.0721		0.0044	0.0677
Mar-98	Market Return			0.0512		0.0052	0.0460
Apr-98	Market Return			0.0101		0.0049	0.0052
May-98	Market Return			(0.0172)		0.0048	-0.0220
Jun-98	Market Return			0.0406		0.0052	0.0354

Trading Date	Company Name	Ticker	Closing Price	Total Return	Dividend Amount	IbbotRf	RP
Jul-98	Market Return			(0.0106)		0.0049	-0.0155
Aug-98	Market Return			(0.1446)		0.0048	-0.1494
Sep-98	Market Return			0.0641		0.0044	0.0597
Oct-98	Market Return			0.0813		0.0042	0.0771
Nov-98	Market Return			0.0606		0.0045	0.0561
Dec-98	Market Return			0.0576		0.0045	0.0531
Jan-99	Market Return			0.0418		0.0042	0.0376
Feb-99	Market Return			(0.0311)		0.0040	-0.0351
Mar-99	Market Return			0.0400		0.0053	0.0347
Apr-99	Market Return			0.0387		0.0048	0.0339
May-99	Market Return			(0.0236)		0.0045	-0.0281
Jun-99	Market Return			0.0555		0.0055	0.0500
Jul-99	Market Return			(0.0312)		0.0051	-0.0363
Aug-99	Market Return			(0.0050)		0.0054	-0.0104
Sep-99	Market Return			(0.0274)		0.0052	-0.0326
Oct-99	Market Return			0.0633		0.0050	0.0583
Nov-99	Market Return			0.0203		0.0056	0.0147
Dec-99	Market Return			0.0589		0.0055	0.0534
Jan-00	Market Return			(0.0502)		0.0057	-0.0559
Feb-00	Market Return			(0.0189)		0.0051	-0.0240
Mar-00	Market Return			0.0978		0.0054	0.0924
Apr-00	Market Return			(0.0301)		0.0047	-0.0348
May-00	Market Return			(0.0205)		0.0056	-0.0261
Jun-00	Market Return			0.0246		0.0052	0.0194
Jul-00	Market Return			(0.0156)		0.0052	-0.0208
Aug-00	Market Return			0.0621		0.0050	0.0571
Sep-00	Market Return			(0.0528)		0.0046	-0.0574
Oct-00	Market Return			(0.0042)		0.0053	-0.0095
Nov-00	Market Return			(0.0788)		0.0048	-0.0836
Dec-00	Market Return			0.0049		0.0045	0.0004
Jan-01	Market Return			0.0355		0.0049	0.0306
Feb-01	Market Return			(0.0912)		0.0042	-0.0954
Mar-01	Market Return			(0.0634)		0.0045	-0.0679

Trading Date	Company Name	Ticker	Closing Price	Total Return	Dividend Amount	IbbotRf	RP
Apr-01	Market Return			0.0777		0.0047	0.0730
May-01	Market Return			0.0067		0.0050	0.0017
Jun-01	Market Return			(0.0243)		0.0047	-0.0290
Jul-01	Market Return			(0.0098)		0.0052	-0.0150
Aug-01	Market Return			(0.0626)		0.0046	-0.0672
Sep-01	Market Return			(0.0808)		0.0041	-0.0849
Oct-01	Market Return			0.0191		0.0048	0.0143
Nov-01	Market Return			0.0767		0.0041	0.0726
Dec-01	Market Return			0.0088		0.0046	0.0042
Jan-02	Market Return			(0.0146)		0.0048	-0.0194
Feb-02	Market Return			(0.0193)		0.0043	-0.0236
Mar-02	Market Return			0.0376		0.0043	0.0333
Apr-02	Market Return			(0.0606)		0.0054	-0.0660
May-02	Market Return			(0.0074)		0.0049	-0.0123
Jun-02	Market Return			(0.0712)		0.0044	-0.0756
Jul-02	Market Return			(0.0780)		0.0051	-0.0831
Aug-02	Market Return			0.0066		0.0044	0.0022
Sep-02	Market Return			(0.1087)		0.0042	-0.1129
Oct-02	Market Return			0.0880		0.0040	0.0840
Nov-02	Market Return			0.0589		0.0040	0.0549
Dec-02	Market Return			(0.0588)		0.0045	-0.0633
Jan-03	Market Return			(0.0262)		0.0041	-0.0303
Feb-03	Market Return			(0.0150)		0.0038	-0.0188
Mar-03	Market Return			0.0097		0.0040	0.0057
Apr-03	Market Return			0.0824		0.0040	0.0784
May-03	Market Return			0.0527		0.0039	0.0488
Jun-03	Market Return			0.0128		0.0036	0.0092
Jul-03	Market Return			0.0176		0.0038	0.0138
Aug-03	Market Return			0.0195		0.0042	0.0153
Sep-03	Market Return			(0.0106)		0.0046	-0.0152
Oct-03	Market Return			0.0566		0.0041	0.0525
Nov-03	Market Return			0.0088		0.0039	0.0049
Dec-03	Market Return			0.0524		0.0047	0.0477

Trading Date	Company Name	Ticker	Closing Price	Total Return	Dividend Amount	IbbotRf	RP
Jan-04	Market Return			0.0184		0.0042	0.0142
Feb-04	Market Return			0.0139		0.0038	0.0101
Mar-04	Market Return			(0.0151)		0.0043	-0.0194
Apr-04	Market Return			(0.0157)		0.0039	-0.0196
May-04	Market Return			0.0137		0.0040	0.0097
Jun-04	Market Return			0.0194		0.0048	0.0146
Jul-04	Market Return			(0.0331)		0.0043	-0.0374
Aug-04	Market Return			0.0040		0.0045	-0.0005
Sep-04	Market Return			0.0108		0.0040	0.0068
Oct-04	Market Return			0.0153		0.0038	0.0115
Nov-04	Market Return			0.0405		0.0041	0.0364
Dec-04	Market Return			0.0340		0.0043	0.0297
Jan-05	Market Return			(0.0244)		0.0041	-0.0285
Feb-05	Market Return			0.0210		0.0035	0.0175
Mar-05	Market Return			(0.0177)		0.0041	-0.0218

Trading Date	Company Name	Ticker	Closing Price	Total Return	Dividend Amount	IbbotRf	RP
Apr-05	Market Return			(0.0190)		0.0039	-0.0229
May-05	Market Return			0.0318		0.0040	0.0278
Jun-05	Market Return			0.0014		0.0036	-0.0022
Jul-05	Market Return			0.0372		0.0034	0.0338
Aug-05	Market Return			(0.0091)		0.0040	-0.0131
Sep-05	Market Return			0.0081		0.0035	0.0046
Oct-05	Market Return			(0.0167)		0.0039	-0.0206
Nov-05	Market Return			0.0378		0.0039	0.0339
Dec-05	Market Return			0.0003		0.0039	-0.0036
Jan-06	Market Return			0.0265		0.0040	0.0225
Feb-06	Market Return			0.0027		0.0036	-0.0009
Mar-06	Market Return			0.0124		0.0039	0.0085
Apr-06	Market Return			0.0134		0.0039	0.0095
May-06	Market Return			(0.0288)		0.0048	-0.0336
Jun-06	Market Return			0.0014		0.0044	-0.0030
Jul-06	Market Return			0.0062		0.0045	0.0017
Aug-06	Market Return			0.0238		0.0043	0.0195
Sep-06	Market Return			0.0258		0.0039	0.0219
Oct-06	Market Return			0.0326		0.0042	0.0284
Nov-06	Market Return			0.0190		0.0039	0.0151
Dec-06	Market Return			0.0140		0.0036	0.0104
Jan-07	Market Return			0.0151		0.0043	0.0108
Feb-07	Market Return			(0.0196)		0.0038	-0.0234
Mar-07	Market Return			0.0112		0.0039	0.0073
Apr-07	Market Return			0.0443		0.0042	0.0401
May-07	Market Return			0.0349		0.0041	0.0308
Jun-07	Market Return			(0.0166)		0.0040	-0.0206
Jul-07	Market Return			(0.0310)		0.0046	-0.0356
Aug-07	Market Return			0.0150		0.0042	0.0108
Sep-07	Market Return			0.0375		0.0037	0.0338
Oct-07	Market Return			0.0159		0.0043	0.0116
Nov-07	Market Return			(0.0418)		0.0039	-0.0457
Dec-07	Market Return			(0.0069)		0.0037	-0.0106

Trading Date	Company Name	Ticker	Closing Price	Total Return	Dividend Amount	IbbotRf	RP
Jan-08	Market Return			(0.0600)		0.0040	-0.0640
Feb-08	Market Return			(0.0352)		0.0034	-0.0386
Mar-08	Market Return			(0.0043)		0.0037	-0.0080
Apr-08	Market Return			0.0487		0.0035	0.0452
May-08	Market Return			0.0130		0.0037	0.0093
Jun-08	Market Return			(0.0843)		0.0040	-0.0883
Jul-08	Market Return			(0.0084)		0.0039	-0.0123
Aug-08	Market Return			0.0145		0.0036	0.0109
Sep-08	Market Return			(0.0891)		0.0039	-0.0930
Oct-08	Market Return			(0.1679)		0.0037	-0.1716
Nov-08	Market Return			(0.0718)		0.0036	-0.0754
Dec-08	Market Return			0.0106		0.0033	0.0073
Jan-09	Market Return			(0.0843)		0.0024	-0.0867
Feb-09	Market Return			(0.1065)		0.0030	-0.1095
Mar-09	Market Return			0.0876		0.0035	0.0841
Apr-09	Market Return			0.0957		0.0029	0.0928
May-09	Market Return			0.0559		0.0033	0.0526
Jun-09	Market Return			0.0020		0.0038	-0.0018
Jul-09	Market Return			0.0756		0.0036	0.0720
Aug-09	Market Return			0.0361		0.0036	0.0325
Sep-09	Market Return			0.0373		0.0034	0.0339
Oct-09	Market Return			(0.0186)		0.0033	-0.0219
Nov-09	Market Return			0.0600		0.0035	0.0565

Trading Date	Company Name	Ticker	Closing Price	Total Return	Dividend Amount	IbbotRf	RP
Dec-09	Market Return			0.0193		0.0034	0.0159
Jan-10	Market Return			(0.0360)		0.0036	-0.0396
Feb-10	Market Return			0.0310		0.0033	0.0277
Mar-10	Market Return			0.0603		0.0040	0.0563
Apr-10	Market Return			0.0158		0.0038	0.0120
May-10	Market Return			(0.0799)		0.0034	-0.0833
Jun-10	Market Return			(0.0523)		0.0037	-0.0560
Jul-10	Market Return			0.0707		0.0031	0.0676
Aug-10	Market Return			(0.0451)		0.0032	-0.0483
Sep-10	Market Return			0.0892		0.0026	0.0866
Oct-10	Market Return			0.0380		0.0027	0.0353
Nov-10	Market Return			0.0001		0.0032	-0.0031
Dec-10	Market Return			0.0668		0.0032	0.0636
Jan-11	Market Return			0.0237		0.003567	0.0201
Feb-11	Market Return			0.0343		0.003683	0.0306
Mar-11	Market Return			0.0004		0.003558	-0.0032
Apr-11	Market Return			0.0296		0.003567	0.0260
May-11	Market Return			(0.0113)		0.003342	-0.0146
Jun-11	Market Return			(0.0167)		0.003258	-0.0200
Jul-11	Market Return			(0.0203)		0.003292	-0.0236
Aug-11	Market Return			(0.0543)		0.003042	-0.0573
Sep-11	Market Return			(0.0703)		0.002358	-0.0727
Oct-11	Market Return			0.1093		0.002392	0.1069
Nov-11	Market Return			(0.0022)		0.002267	-0.0045
Dec-11	Market Return			0.0102		0.002483	0.0077
Jan-12	Market Return			0.0448		0.0021	0.0427
Feb-12	Market Return			0.0432		0.002	0.0412
Mar-12	Market Return			0.0329		0.0022	0.0307
Apr-12	Market Return			(0.0063)		0.0025	-0.0088
May-12	Market Return			(0.0601)		0.0023	-0.0624
Jun-12	Market Return			0.0412		0.0018	0.0394
Jul-12	Market Return			0.0139		0.002	0.0119
Aug-12	Market Return			0.0225		0.0018	0.0207

Trading Date	Company Name	Ticker	Closing Price	Total Return	Dividend Amount	IbbotRf	RP
Sep-12	Market Return			0.0258		0.0017	0.0241
Oct-12	Market Return			(0.0185)		0.0021	-0.0206
Nov-12	Market Return			0.0058		0.0019	0.0039
Dec-12	Market Return			0.0091		0.0019	0.0072
Jan-13	Market Return			0.0518		0.0022	0.0496
Feb-13	Market Return			0.0136		0.0022	0.0114
Mar-13	Market Return			0.0375		0.0021	0.0354
Apr-13	Market Return			0.0193		0.0026	0.0167
May-13	Market Return			0.0234		0.0023	0.0211
Jun-13	Market Return			(0.0134)		0.0024	-0.0158
Jul-13	Market Return			0.0509		0.003	0.0479
Aug-13	Market Return			(0.0290)		0.0028	-0.0318
Sep-13	Market Return			0.0314		0.0029	0.0285
Oct-13	Market Return			0.0460		0.0029	0.0431
Nov-13	Market Return			0.0305		0.0027	0.0278
Dec-13	Market Return			0.0253		0.0031	0.0222
Jan-14	Market Return			(0.0346)		0.0032	-0.0378
Feb-14	Market Return			0.0457		0.0026	0.0431
Mar-14	Market Return			0.0084		0.0029	0.0055
Apr-14	Market Return			0.0074		0.0028	0.0046
May-14	Market Return			0.0235		0.0028	0.0207
Jun-14	Market Return			0.0207		0.0025	0.0182
Jul-14	Market Return			(0.0138)		0.0027	-0.0165
Aug-14	Market Return			0.0400		0.0026	0.0374
Sep-14	Market Return			(0.0140)		0.0023	-0.0163
Oct-14	Market Return			0.0244		0.0025	0.0219
Nov-14	Market Return			0.0269		0.0023	0.0246
Dec-14	Market Return			(0.0025)		0.0022	-0.0047
Jan-15	Market Return			(0.0300)		0.002	-0.0320
Feb-15	Market Return			0.0575		0.0015	0.0560
Mar-15	Market Return			(0.0158)		0.0021	-0.0179
Apr-15	Market Return			0.0096		0.0019	0.0077
May-15	Market Return			0.0129		0.002	0.0109

Trading Date	Company Name	Ticker	Closing Price	Total Return	Dividend Amount	IbbotRf	RP
Jun-15	Market Return			(0.0194)		0.0023	-0.0217
Jul-15	Market Return			0.0210		0.0024	0.0186
Aug-15	Market Return			(0.0603)		0.0022	-0.0625
Sep-15	Market Return			(0.0247)		0.0021	-0.0268
Oct-15	Market Return			0.0844		0.0021	0.0823
Nov-15	Market Return			0.0030		0.0022	0.0008

Trading Date	Company Name	Ticker	Closing Price	Total Return	Dividend Amount	A Rated PU	RP
Jan-26							
Feb-26							
Mar-26							
Apr-26							
May-26							
Jun-26							
Jul-26							
Aug-26							
Sep-26							
Oct-26							
Nov-26							
Dec-26							
Jan-27							
Feb-27							
Mar-27							
Apr-27							
May-27							
Jun-27							
Jul-27							
Aug-27							
Sep-27							
Oct-27							
Nov-27							
Dec-27							
Jan-28	S&P 500 Utility Index			0.0375		0.0040	0.0335
Feb-28	S&P 500 Utility Index			-0.0080		0.0040	-0.0120
Mar-28	S&P 500 Utility Index			0.0723		0.0040	0.0683
Apr-28	S&P 500 Utility Index			0.0986		0.0040	0.0946
May-28	S&P 500 Utility Index			0.0208		0.0041	0.0167
Jun-28	S&P 500 Utility Index			-0.0401		0.0042	-0.0443
Jul-28	S&P 500 Utility Index			-0.0076		0.0042	-0.0118
Aug-28	S&P 500 Utility Index			0.0682		0.0042	0.0640
Sep-28	S&P 500 Utility Index			0.0287		0.0042	0.0245

Trading Date	Company Name	Ticker	Closing Price	Total Return	Dividend Amount	A Rated PU	RP
Oct-28	S&P 500 Utility Index			-0.0092		0.0042	-0.0134
Nov-28	S&P 500 Utility Index			0.2147		0.0042	0.2106
Dec-28	S&P 500 Utility Index			0.0100		0.0042	0.0058
Jan-29	S&P 500 Utility Index			0.1325		0.0042	0.1283
Feb-29	S&P 500 Utility Index			-0.0232		0.0043	-0.0275
Mar-29	S&P 500 Utility Index			-0.0110		0.0043	-0.0153
Apr-29	S&P 500 Utility Index			0.0347		0.0043	0.0304
May-29	S&P 500 Utility Index			0.0470		0.0043	0.0427
Jun-29	S&P 500 Utility Index			0.2178		0.0044	0.2134
Jul-29	S&P 500 Utility Index			0.0905		0.0044	0.0861
Aug-29	S&P 500 Utility Index			0.1033		0.0044	0.0989
Sep-29	S&P 500 Utility Index			0.0004		0.0045	-0.0041
Oct-29	S&P 500 Utility Index			-0.3022		0.0045	-0.3067
Nov-29	S&P 500 Utility Index			-0.1424		0.0044	-0.1468
Dec-29	S&P 500 Utility Index			0.0680		0.0044	0.0636
Jan-30	S&P 500 Utility Index			0.0740		0.0044	0.0696
Feb-30	S&P 500 Utility Index			0.0885		0.0044	0.0841
Mar-30	S&P 500 Utility Index			0.0891		0.0043	0.0848
Apr-30	S&P 500 Utility Index			0.0341		0.0043	0.0298
May-30	S&P 500 Utility Index			-0.0236		0.0042	-0.0278
Jun-30	S&P 500 Utility Index			-0.1903		0.0042	-0.1945
Jul-30	S&P 500 Utility Index			0.0176		0.0042	0.0134
Aug-30	S&P 500 Utility Index			0.0076		0.0041	0.0035
Sep-30	S&P 500 Utility Index			-0.1108		0.0041	-0.1149
Oct-30	S&P 500 Utility Index			-0.0818		0.0041	-0.0859
Nov-30	S&P 500 Utility Index			-0.0730		0.0041	-0.0771
Dec-30	S&P 500 Utility Index			-0.0339		0.0043	-0.0382
Jan-31	S&P 500 Utility Index			0.0540		0.0042	0.0498
Feb-31	S&P 500 Utility Index			0.1524		0.0042	0.1482
Mar-31	S&P 500 Utility Index			-0.0239		0.0042	-0.0281
Apr-31	S&P 500 Utility Index			-0.1054		0.0041	-0.1095
May-31	S&P 500 Utility Index			-0.1029		0.0040	-0.1069
Jun-31	S&P 500 Utility Index			0.1373		0.0041	0.1332

Trading Date	Company Name	Ticker	Closing Price	Total Return	Dividend Amount	A Rated PU	RP
Jul-31	S&P 500 Utility Index			-0.0622		0.0040	-0.0662
Aug-31	S&P 500 Utility Index			0.0256		0.0040	0.0216
Sep-31	S&P 500 Utility Index			-0.3149		0.0042	-0.3191
Oct-31	S&P 500 Utility Index			0.0990		0.0046	0.0944
Nov-31	S&P 500 Utility Index			-0.0614		0.0046	-0.0660
Dec-31	S&P 500 Utility Index			-0.1283		0.0052	-0.1335
Jan-32	S&P 500 Utility Index			-0.0200		0.0051	-0.0251
Feb-32	S&P 500 Utility Index			0.0799		0.0053	0.0746
Mar-32	S&P 500 Utility Index			-0.1058		0.0051	-0.1109
Apr-32	S&P 500 Utility Index			-0.1535		0.0057	-0.1592
May-32	S&P 500 Utility Index			-0.2806		0.0061	-0.2867
Jun-32	S&P 500 Utility Index			0.0090		0.0063	0.0027
Jul-32	S&P 500 Utility Index			0.3318		0.0061	0.3257
Aug-32	S&P 500 Utility Index			0.4030		0.0053	0.3977
Sep-32	S&P 500 Utility Index			-0.0270		0.0049	-0.0319
Oct-32	S&P 500 Utility Index			-0.1047		0.0048	-0.1095
Nov-32	S&P 500 Utility Index			-0.0354		0.0049	-0.0403
Dec-32	S&P 500 Utility Index			0.0893		0.0049	0.0844
Jan-33	S&P 500 Utility Index			-0.0311		0.0045	-0.0356
Feb-33	S&P 500 Utility Index			-0.1984		0.0048	-0.2032
Mar-33	S&P 500 Utility Index			-0.1080		0.0053	-0.1133
Apr-33	S&P 500 Utility Index			0.2635		0.0057	0.2578
May-33	S&P 500 Utility Index			0.1732		0.0054	0.1678
Jun-33	S&P 500 Utility Index			0.1426		0.0051	0.1375
Jul-33	S&P 500 Utility Index			-0.1204		0.0049	-0.1253
Aug-33	S&P 500 Utility Index			-0.0056		0.0050	-0.0106
Sep-33	S&P 500 Utility Index			-0.1759		0.0053	-0.1812
Oct-33	S&P 500 Utility Index			-0.0712		0.0053	-0.0765
Nov-33	S&P 500 Utility Index			-0.0180		0.0059	-0.0239
Dec-33	S&P 500 Utility Index			0.0126		0.0060	0.0066
Jan-34	S&P 500 Utility Index			0.1746		0.0055	0.1691
Feb-34	S&P 500 Utility Index			-0.0242		0.0048	-0.0290
Mar-34	S&P 500 Utility Index			-0.0111		0.0047	-0.0158

Trading Date	Company Name	Ticker	Closing Price	Total Return	Dividend Amount	A Rated PU	RP
Apr-34	S&P 500 Utility Index			-0.0351		0.0045	-0.0396
May-34	S&P 500 Utility Index			-0.0765		0.0045	-0.0810
Jun-34	S&P 500 Utility Index			0.0478		0.0045	0.0433
Jul-34	S&P 500 Utility Index			-0.1603		0.0044	-0.1647
Aug-34	S&P 500 Utility Index			0.0269		0.0045	0.0224
Sep-34	S&P 500 Utility Index			0.0095		0.0046	0.0049
Oct-34	S&P 500 Utility Index			-0.0666		0.0045	-0.0711
Nov-34	S&P 500 Utility Index			-0.0048		0.0045	-0.0093
Dec-34	S&P 500 Utility Index			-0.0701		0.0045	-0.0746
Jan-35	S&P 500 Utility Index			-0.0231		0.0043	-0.0274
Feb-35	S&P 500 Utility Index			-0.1136		0.0041	-0.1177
Mar-35	S&P 500 Utility Index			0.1043		0.0041	0.1002
Apr-35	S&P 500 Utility Index			0.1178		0.0040	0.1138
May-35	S&P 500 Utility Index			0.1106		0.0038	0.1068
Jun-35	S&P 500 Utility Index			0.1036		0.0038	0.0998
Jul-35	S&P 500 Utility Index			0.0870		0.0037	0.0833
Aug-35	S&P 500 Utility Index			0.0563		0.0037	0.0526
Sep-35	S&P 500 Utility Index			-0.0122		0.0037	-0.0159
Oct-35	S&P 500 Utility Index			0.1224		0.0037	0.1187
Nov-35	S&P 500 Utility Index			0.0108		0.0036	0.0072
Dec-35	S&P 500 Utility Index			0.0479		0.0036	0.0443
Jan-36	S&P 500 Utility Index			0.1103		0.0035	0.1068
Feb-36	S&P 500 Utility Index			-0.0342		0.0035	-0.0377
Mar-36	S&P 500 Utility Index			0.0033		0.0035	-0.0002
Apr-36	S&P 500 Utility Index			-0.0814		0.0035	-0.0849
May-36	S&P 500 Utility Index			0.0761		0.0035	0.0727
Jun-36	S&P 500 Utility Index			0.0350		0.0034	0.0316
Jul-36	S&P 500 Utility Index			0.1009		0.0034	0.0975
Aug-36	S&P 500 Utility Index			-0.0018		0.0034	-0.0052
Sep-36	S&P 500 Utility Index			-0.0225		0.0034	-0.0259
Oct-36	S&P 500 Utility Index			0.0566		0.0034	0.0532
Nov-36	S&P 500 Utility Index			-0.0169		0.0033	-0.0202
Dec-36	S&P 500 Utility Index			-0.0174		0.0032	-0.0206

Trading Date	Company Name	Ticker	Closing Price	Total Return	Dividend Amount	A Rated PU	RP
Jan-37	S&P 500 Utility Index			0.0195		0.0032	0.0163
Feb-37	S&P 500 Utility Index			-0.0353		0.0032	-0.0385
Mar-37	S&P 500 Utility Index			-0.0573		0.0033	-0.0606
Apr-37	S&P 500 Utility Index			-0.0736		0.0034	-0.0770
May-37	S&P 500 Utility Index			-0.0516		0.0033	-0.0549
Jun-37	S&P 500 Utility Index			-0.0467		0.0033	-0.0500
Jul-37	S&P 500 Utility Index			0.1671		0.0033	0.1638
Aug-37	S&P 500 Utility Index			-0.0903		0.0032	-0.0935
Sep-37	S&P 500 Utility Index			-0.1174		0.0033	-0.1207
Oct-37	S&P 500 Utility Index			-0.0516		0.0034	-0.0550
Nov-37	S&P 500 Utility Index			0.0080		0.0034	0.0046
Dec-37	S&P 500 Utility Index			-0.0951		0.0034	-0.0985
Jan-38	S&P 500 Utility Index			-0.0368		0.0033	-0.0401
Feb-38	S&P 500 Utility Index			0.0341		0.0034	0.0307
Mar-38	S&P 500 Utility Index			-0.1984		0.0033	-0.2017
Apr-38	S&P 500 Utility Index			0.1538		0.0034	0.1504
May-38	S&P 500 Utility Index			0.0181		0.0033	0.0148
Jun-38	S&P 500 Utility Index			0.1622		0.0033	0.1589
Jul-38	S&P 500 Utility Index			0.0148		0.0032	0.0116
Aug-38	S&P 500 Utility Index			-0.0557		0.0032	-0.0589
Sep-38	S&P 500 Utility Index			0.0191		0.0032	0.0159
Oct-38	S&P 500 Utility Index			0.1801		0.0032	0.1769
Nov-38	S&P 500 Utility Index			-0.0620		0.0031	-0.0651
Dec-38	S&P 500 Utility Index			0.0391		0.0031	0.0360
Jan-39	S&P 500 Utility Index			0.0165		0.0031	0.0134
Feb-39	S&P 500 Utility Index			0.0801		0.0030	0.0771
Mar-39	S&P 500 Utility Index			-0.1378		0.0030	-0.1408
Apr-39	S&P 500 Utility Index			0.0285		0.0030	0.0255
May-39	S&P 500 Utility Index			0.0665		0.0029	0.0636
Jun-39	S&P 500 Utility Index			-0.0423		0.0029	-0.0452
Jul-39	S&P 500 Utility Index			0.1208		0.0029	0.1179
Aug-39	S&P 500 Utility Index			-0.0647		0.0028	-0.0675
Sep-39	S&P 500 Utility Index			0.0421		0.0031	0.0390

Trading Date	Company Name	Ticker	Closing Price	Total Return	Dividend Amount	A Rated PU	RP
Oct-39	S&P 500 Utility Index			0.0130		0.0030	0.0100
Nov-39	S&P 500 Utility Index			-0.0157		0.0028	-0.0185
Dec-39	S&P 500 Utility Index			0.0272		0.0028	0.0244
Jan-40	S&P 500 Utility Index			0.0069		0.0028	0.0041
Feb-40	S&P 500 Utility Index			-0.0102		0.0028	-0.0130
Mar-40	S&P 500 Utility Index			0.0094		0.0028	0.0066
Apr-40	S&P 500 Utility Index			-0.0092		0.0027	-0.0119
May-40	S&P 500 Utility Index			-0.1964		0.0028	-0.1992
Jun-40	S&P 500 Utility Index			0.1506		0.0028	0.1478
Jul-40	S&P 500 Utility Index			0.0065		0.0027	0.0038
Aug-40	S&P 500 Utility Index			-0.0094		0.0027	-0.0121
Sep-40	S&P 500 Utility Index			-0.0211		0.0027	-0.0238
Oct-40	S&P 500 Utility Index			0.0317		0.0026	0.0291
Nov-40	S&P 500 Utility Index			-0.1207		0.0026	-0.1233
Dec-40	S&P 500 Utility Index			0.0154		0.0026	0.0128
Jan-41	S&P 500 Utility Index			-0.0084		0.0026	-0.0110
Feb-41	S&P 500 Utility Index			-0.0233		0.0027	-0.0260
Mar-41	S&P 500 Utility Index			-0.0280		0.0026	-0.0306
Apr-41	S&P 500 Utility Index			-0.0844		0.0026	-0.0870
May-41	S&P 500 Utility Index			-0.0337		0.0026	-0.0363
Jun-41	S&P 500 Utility Index			0.0257		0.0025	0.0232
Jul-41	S&P 500 Utility Index			0.0538		0.0025	0.0513
Aug-41	S&P 500 Utility Index			-0.0192		0.0025	-0.0217
Sep-41	S&P 500 Utility Index			-0.0282		0.0025	-0.0307
Oct-41	S&P 500 Utility Index			-0.0848		0.0025	-0.0873
Nov-41	S&P 500 Utility Index			-0.0652		0.0025	-0.0677
Dec-41	S&P 500 Utility Index			-0.0678		0.0026	-0.0704
Jan-42	S&P 500 Utility Index			0.0252		0.0026	0.0226
Feb-42	S&P 500 Utility Index			-0.0339		0.0026	-0.0365
Mar-42	S&P 500 Utility Index			-0.1046		0.0026	-0.1072
Apr-42	S&P 500 Utility Index			-0.0432		0.0026	-0.0458
May-42	S&P 500 Utility Index			0.0956		0.0026	0.0930
Jun-42	S&P 500 Utility Index			0.0057		0.0026	0.0031

Trading Date	Company Name	Ticker	Closing Price	Total Return	Dividend Amount	A Rated PU	RP
Jul-42	S&P 500 Utility Index			0.0040		0.0026	0.0014
Aug-42	S&P 500 Utility Index			0.0026		0.0026	0.0000
Sep-42	S&P 500 Utility Index			0.0466		0.0026	0.0440
Oct-42	S&P 500 Utility Index			0.1362		0.0026	0.1336
Nov-42	S&P 500 Utility Index			-0.0015		0.0026	-0.0041
Dec-42	S&P 500 Utility Index			0.0328		0.0026	0.0303
Jan-43	S&P 500 Utility Index			0.1217		0.0025	0.1192
Feb-43	S&P 500 Utility Index			0.0719		0.0025	0.0694
Mar-43	S&P 500 Utility Index			0.0412		0.0025	0.0387
Apr-43	S&P 500 Utility Index			0.0387		0.0025	0.0362
May-43	S&P 500 Utility Index			0.0347		0.0025	0.0322
Jun-43	S&P 500 Utility Index			0.0538		0.0025	0.0513
Jul-43	S&P 500 Utility Index			0.0038		0.0025	0.0013
Aug-43	S&P 500 Utility Index			0.0105		0.0025	0.0080
Sep-43	S&P 500 Utility Index			0.0323		0.0025	0.0298
Oct-43	S&P 500 Utility Index			0.0082		0.0025	0.0057
Nov-43	S&P 500 Utility Index			-0.0775		0.0025	-0.0800
Dec-43	S&P 500 Utility Index			0.0578		0.0025	0.0553
Jan-44	S&P 500 Utility Index			0.0106		0.0025	0.0081
Feb-44	S&P 500 Utility Index			0.0179		0.0025	0.0154
Mar-44	S&P 500 Utility Index			0.0104		0.0025	0.0079
Apr-44	S&P 500 Utility Index			-0.0091		0.0025	-0.0116
May-44	S&P 500 Utility Index			0.0301		0.0025	0.0276
Jun-44	S&P 500 Utility Index			0.0526		0.0025	0.0501
Jul-44	S&P 500 Utility Index			0.0029		0.0025	0.0004
Aug-44	S&P 500 Utility Index			0.0357		0.0025	0.0333
Sep-44	S&P 500 Utility Index			-0.0150		0.0024	-0.0174
Oct-44	S&P 500 Utility Index			0.0139		0.0025	0.0115
Nov-44	S&P 500 Utility Index			-0.0130		0.0025	-0.0155
Dec-44	S&P 500 Utility Index			0.0324		0.0025	0.0299
Jan-45	S&P 500 Utility Index			0.0497		0.0025	0.0472
Feb-45	S&P 500 Utility Index			0.0695		0.0025	0.0670
Mar-45	S&P 500 Utility Index			-0.0357		0.0025	-0.0382

Trading Date	Company Name	Ticker	Closing Price	Total Return	Dividend Amount	A Rated PU	RP
Apr-45	S&P 500 Utility Index			0.1066		0.0025	0.1041
May-45	S&P 500 Utility Index			0.0171		0.0024	0.0147
Jun-45	S&P 500 Utility Index			0.0662		0.0024	0.0638
Jul-45	S&P 500 Utility Index			-0.0051		0.0024	-0.0075
Aug-45	S&P 500 Utility Index			0.0031		0.0023	0.0008
Sep-45	S&P 500 Utility Index			0.0739		0.0023	0.0716
Oct-45	S&P 500 Utility Index			0.0641		0.0023	0.0618
Nov-45	S&P 500 Utility Index			0.0471		0.0023	0.0448
Dec-45	S&P 500 Utility Index			-0.0117		0.0023	-0.0140
Jan-46	S&P 500 Utility Index			0.1199		0.0022	0.1177
Feb-46	S&P 500 Utility Index			-0.0640		0.0022	-0.0662
Mar-46	S&P 500 Utility Index			0.0631		0.0022	0.0609
Apr-46	S&P 500 Utility Index			0.0338		0.0022	0.0316
May-46	S&P 500 Utility Index			0.0301		0.0022	0.0279
Jun-46	S&P 500 Utility Index			-0.0276		0.0023	-0.0299
Jul-46	S&P 500 Utility Index			-0.0395		0.0022	-0.0417
Aug-46	S&P 500 Utility Index			-0.0724		0.0023	-0.0747
Sep-46	S&P 500 Utility Index			-0.1051		0.0023	-0.1074
Oct-46	S&P 500 Utility Index			0.0220		0.0023	0.0197
Nov-46	S&P 500 Utility Index			0.0058		0.0023	0.0035
Dec-46	S&P 500 Utility Index			0.0706		0.0023	0.0683
Jan-47	S&P 500 Utility Index			-0.0002		0.0023	-0.0025
Feb-47	S&P 500 Utility Index			-0.0089		0.0023	-0.0112
Mar-47	S&P 500 Utility Index			-0.0364		0.0023	-0.0387
Apr-47	S&P 500 Utility Index			-0.0320		0.0023	-0.0343
May-47	S&P 500 Utility Index			-0.0279		0.0023	-0.0302
Jun-47	S&P 500 Utility Index			0.0428		0.0023	0.0405
Jul-47	S&P 500 Utility Index			0.0214		0.0023	0.0191
Aug-47	S&P 500 Utility Index			-0.0022		0.0023	-0.0045
Sep-47	S&P 500 Utility Index			-0.0142		0.0023	-0.0165
Oct-47	S&P 500 Utility Index			-0.0133		0.0024	-0.0157
Nov-47	S&P 500 Utility Index			-0.0824		0.0024	-0.0848
Dec-47	S&P 500 Utility Index			0.0189		0.0025	0.0164

Trading Date	Company Name	Ticker	Closing Price	Total Return	Dividend Amount	A Rated PU	RP
Jan-48	S&P 500 Utility Index			0.0070		0.0025	0.0045
Feb-48	S&P 500 Utility Index			-0.0372		0.0025	-0.0397
Mar-48	S&P 500 Utility Index			0.0617		0.0025	0.0592
Apr-48	S&P 500 Utility Index			0.0160		0.0025	0.0135
May-48	S&P 500 Utility Index			0.0583		0.0025	0.0559
Jun-48	S&P 500 Utility Index			0.0212		0.0025	0.0188
Jul-48	S&P 500 Utility Index			-0.0443		0.0025	-0.0468
Aug-48	S&P 500 Utility Index			0.0036		0.0025	0.0011
Sep-48	S&P 500 Utility Index			-0.0071		0.0025	-0.0096
Oct-48	S&P 500 Utility Index			0.0403		0.0025	0.0378
Nov-48	S&P 500 Utility Index			-0.0913		0.0026	-0.0939
Dec-48	S&P 500 Utility Index			0.0221		0.0026	0.0196
Jan-49	S&P 500 Utility Index			0.0504		0.0025	0.0479
Feb-49	S&P 500 Utility Index			0.0005		0.0025	-0.0020
Mar-49	S&P 500 Utility Index			0.0364		0.0025	0.0339
Apr-49	S&P 500 Utility Index			0.0058		0.0025	0.0033
May-49	S&P 500 Utility Index			0.0034		0.0025	0.0009
Jun-49	S&P 500 Utility Index			-0.0134		0.0025	-0.0159
Jul-49	S&P 500 Utility Index			0.0569		0.0024	0.0545
Aug-49	S&P 500 Utility Index			0.0346		0.0024	0.0322
Sep-49	S&P 500 Utility Index			0.0373		0.0024	0.0349
Oct-49	S&P 500 Utility Index			0.0112		0.0024	0.0088
Nov-49	S&P 500 Utility Index			0.0159		0.0023	0.0136
Dec-49	S&P 500 Utility Index			0.0396		0.0023	0.0373
Jan-50	S&P 500 Utility Index			0.0353		0.0023	0.0330
Feb-50	S&P 500 Utility Index			0.0100		0.0023	0.0077
Mar-50	S&P 500 Utility Index			0.0084		0.0023	0.0061
Apr-50	S&P 500 Utility Index			0.0185		0.0023	0.0162
May-50	S&P 500 Utility Index			0.0192		0.0023	0.0169
Jun-50	S&P 500 Utility Index			-0.0771		0.0023	-0.0794
Jul-50	S&P 500 Utility Index			-0.0436		0.0023	-0.0459
Aug-50	S&P 500 Utility Index			0.0154		0.0023	0.0131
Sep-50	S&P 500 Utility Index			0.0418		0.0023	0.0395

Trading Date	Company Name	Ticker	Closing Price	Total Return	Dividend Amount	A Rated PU	RP
Oct-50	S&P 500 Utility Index			-0.0027		0.0024	-0.0051
Nov-50	S&P 500 Utility Index			-0.0176		0.0024	-0.0200
Dec-50	S&P 500 Utility Index			0.0312		0.0024	0.0288
Jan-51	S&P 500 Utility Index			0.0438		0.0024	0.0414
Feb-51	S&P 500 Utility Index			0.0268		0.0024	0.0244
Mar-51	S&P 500 Utility Index			-0.0174		0.0025	-0.0199
Apr-51	S&P 500 Utility Index			0.0005		0.0026	-0.0021
May-51	S&P 500 Utility Index			0.0066		0.0026	0.0040
Jun-51	S&P 500 Utility Index			-0.0040		0.0027	-0.0067
Jul-51	S&P 500 Utility Index			0.0439		0.0027	0.0412
Aug-51	S&P 500 Utility Index			0.0152		0.0027	0.0125
Sep-51	S&P 500 Utility Index			0.0086		0.0026	0.0060
Oct-51	S&P 500 Utility Index			0.0029		0.0026	0.0003
Nov-51	S&P 500 Utility Index			0.0120		0.0027	0.0093
Dec-51	S&P 500 Utility Index			0.0352		0.0027	0.0325
Jan-52	S&P 500 Utility Index			0.0305		0.0027	0.0278
Feb-52	S&P 500 Utility Index			0.0059		0.0027	0.0032
Mar-52	S&P 500 Utility Index			0.0176		0.0027	0.0149
Apr-52	S&P 500 Utility Index			-0.0154		0.0027	-0.0181
May-52	S&P 500 Utility Index			0.0190		0.0027	0.0163
Jun-52	S&P 500 Utility Index			0.0049		0.0027	0.0022
Jul-52	S&P 500 Utility Index			0.0206		0.0027	0.0179
Aug-52	S&P 500 Utility Index			0.0203		0.0027	0.0176
Sep-52	S&P 500 Utility Index			0.0015		0.0027	-0.0012
Oct-52	S&P 500 Utility Index			0.0101		0.0027	0.0074
Nov-52	S&P 500 Utility Index			0.0423		0.0027	0.0396
Dec-52	S&P 500 Utility Index			0.0213		0.0027	0.0186
Jan-53	S&P 500 Utility Index			0.0103		0.0027	0.0076
Feb-53	S&P 500 Utility Index			-0.0067		0.0028	-0.0095
Mar-53	S&P 500 Utility Index			-0.0043		0.0028	-0.0071
Apr-53	S&P 500 Utility Index			-0.0192		0.0029	-0.0221
May-53	S&P 500 Utility Index			0.0024		0.0030	-0.0006
Jun-53	S&P 500 Utility Index			-0.0273		0.0031	-0.0304

Trading Date	Company Name	Ticker	Closing Price	Total Return	Dividend Amount	A Rated PU	RP
Jul-53	S&P 500 Utility Index			0.0345		0.0031	0.0315
Aug-53	S&P 500 Utility Index			0.0016		0.0030	-0.0014
Sep-53	S&P 500 Utility Index			0.0119		0.0030	0.0089
Oct-53	S&P 500 Utility Index			0.0411		0.0029	0.0382
Nov-53	S&P 500 Utility Index			0.0274		0.0028	0.0246
Dec-53	S&P 500 Utility Index			0.0064		0.0028	0.0036
Jan-54	S&P 500 Utility Index			0.0327		0.0028	0.0299
Feb-54	S&P 500 Utility Index			0.0117		0.0027	0.0090
Mar-54	S&P 500 Utility Index			0.0270		0.0026	0.0244
Apr-54	S&P 500 Utility Index			0.0121		0.0026	0.0095
May-54	S&P 500 Utility Index			0.0257		0.0026	0.0231
Jun-54	S&P 500 Utility Index			0.0096		0.0026	0.0070
Jul-54	S&P 500 Utility Index			0.0495		0.0026	0.0469
Aug-54	S&P 500 Utility Index			-0.0131		0.0026	-0.0157
Sep-54	S&P 500 Utility Index			0.0178		0.0026	0.0152
Oct-54	S&P 500 Utility Index			-0.0368		0.0026	-0.0394
Nov-54	S&P 500 Utility Index			0.0565		0.0026	0.0539
Dec-54	S&P 500 Utility Index			0.0341		0.0026	0.0315
Jan-55	S&P 500 Utility Index			0.0143		0.0026	0.0117
Feb-55	S&P 500 Utility Index			0.0344		0.0026	0.0318
Mar-55	S&P 500 Utility Index			-0.0110		0.0026	-0.0136
Apr-55	S&P 500 Utility Index			0.0202		0.0026	0.0176
May-55	S&P 500 Utility Index			-0.0058		0.0027	-0.0085
Jun-55	S&P 500 Utility Index			0.0211		0.0027	0.0184
Jul-55	S&P 500 Utility Index			0.0466		0.0027	0.0439
Aug-55	S&P 500 Utility Index			0.0052		0.0027	0.0025
Sep-55	S&P 500 Utility Index			-0.0290		0.0027	-0.0317
Oct-55	S&P 500 Utility Index			-0.0085		0.0028	-0.0113
Nov-55	S&P 500 Utility Index			0.0292		0.0028	0.0264
Dec-55	S&P 500 Utility Index			-0.0067		0.0028	-0.0095
Jan-56	S&P 500 Utility Index			0.0030		0.0028	0.0002
Feb-56	S&P 500 Utility Index			0.0178		0.0027	0.0151
Mar-56	S&P 500 Utility Index			0.0394		0.0027	0.0367

Trading Date	Company Name	Ticker	Closing Price	Total Return	Dividend Amount	A Rated PU	RP
Apr-56	S&P 500 Utility Index			-0.0287		0.0028	-0.0315
May-56	S&P 500 Utility Index			-0.0138		0.0029	-0.0167
Jun-56	S&P 500 Utility Index			0.0211		0.0029	0.0182
Jul-56	S&P 500 Utility Index			0.0525		0.0030	0.0495
Aug-56	S&P 500 Utility Index			-0.0259		0.0030	-0.0289
Sep-56	S&P 500 Utility Index			-0.0319		0.0031	-0.0350
Oct-56	S&P 500 Utility Index			0.0063		0.0032	0.0031
Nov-56	S&P 500 Utility Index			0.0028		0.0032	-0.0004
Dec-56	S&P 500 Utility Index			0.0104		0.0033	0.0071
Jan-57	S&P 500 Utility Index			0.0324		0.0033	0.0291
Feb-57	S&P 500 Utility Index			-0.0061		0.0034	-0.0095
Mar-57	S&P 500 Utility Index			0.0078		0.0034	0.0044
Apr-57	S&P 500 Utility Index			0.0402		0.0033	0.0369
May-57	S&P 500 Utility Index			0.0180		0.0033	0.0147
Jun-57	S&P 500 Utility Index			-0.0418		0.0034	-0.0452
Jul-57	S&P 500 Utility Index			0.0035		0.0035	0.0000
Aug-57	S&P 500 Utility Index			-0.0294		0.0036	-0.0330
Sep-57	S&P 500 Utility Index			-0.0138		0.0038	-0.0176
Oct-57	S&P 500 Utility Index			-0.0074		0.0038	-0.0112
Nov-57	S&P 500 Utility Index			0.0428		0.0039	0.0390
Dec-57	S&P 500 Utility Index			0.0195		0.0036	0.0159
Jan-58	S&P 500 Utility Index			0.0602		0.0033	0.0569
Feb-58	S&P 500 Utility Index			0.0137		0.0033	0.0104
Mar-58	S&P 500 Utility Index			0.0200		0.0034	0.0166
Apr-58	S&P 500 Utility Index			0.0516		0.0033	0.0483
May-58	S&P 500 Utility Index			0.0164		0.0033	0.0131
Jun-58	S&P 500 Utility Index			0.0172		0.0033	0.0139
Jul-58	S&P 500 Utility Index			0.0109		0.0034	0.0075
Aug-58	S&P 500 Utility Index			-0.0067		0.0036	-0.0103
Sep-58	S&P 500 Utility Index			0.0332		0.0038	0.0294
Oct-58	S&P 500 Utility Index			0.0406		0.0038	0.0368
Nov-58	S&P 500 Utility Index			0.0263		0.0037	0.0226
Dec-58	S&P 500 Utility Index			0.0655		0.0037	0.0618

Trading Date	Company Name	Ticker	Closing Price	Total Return	Dividend Amount	A Rated PU	RP
Jan-59	S&P 500 Utility Index			0.0134		0.0038	0.0096
Feb-59	S&P 500 Utility Index			0.0206		0.0038	0.0169
Mar-59	S&P 500 Utility Index			0.0102		0.0037	0.0065
Apr-59	S&P 500 Utility Index			-0.0028		0.0038	-0.0066
May-59	S&P 500 Utility Index			-0.0120		0.0040	-0.0160
Jun-59	S&P 500 Utility Index			-0.0088		0.0041	-0.0129
Jul-59	S&P 500 Utility Index			0.0371		0.0041	0.0330
Aug-59	S&P 500 Utility Index			0.0175		0.0041	0.0134
Sep-59	S&P 500 Utility Index			-0.0393		0.0042	-0.0435
Oct-59	S&P 500 Utility Index			0.0157		0.0041	0.0116
Nov-59	S&P 500 Utility Index			0.0001		0.0041	-0.0040
Dec-59	S&P 500 Utility Index			0.0230		0.0041	0.0189
Jan-60	S&P 500 Utility Index			-0.0108		0.0042	-0.0150
Feb-60	S&P 500 Utility Index			0.0181		0.0042	0.0139
Mar-60	S&P 500 Utility Index			0.0141		0.0041	0.0100
Apr-60	S&P 500 Utility Index			0.0075		0.0040	0.0035
May-60	S&P 500 Utility Index			0.0233		0.0041	0.0193
Jun-60	S&P 500 Utility Index			0.0408		0.0040	0.0368
Jul-60	S&P 500 Utility Index			-0.0100		0.0040	-0.0140
Aug-60	S&P 500 Utility Index			0.0502		0.0039	0.0463
Sep-60	S&P 500 Utility Index			-0.0514		0.0038	-0.0552
Oct-60	S&P 500 Utility Index			-0.0012		0.0038	-0.0050
Nov-60	S&P 500 Utility Index			0.0386		0.0039	0.0347
Dec-60	S&P 500 Utility Index			0.0724		0.0039	0.0685
Jan-61	S&P 500 Utility Index			0.0619		0.0039	0.0580
Feb-61	S&P 500 Utility Index			0.0357		0.0038	0.0319
Mar-61	S&P 500 Utility Index			0.0319		0.0037	0.0282
Apr-61	S&P 500 Utility Index			0.0109		0.0037	0.0072
May-61	S&P 500 Utility Index			0.0133		0.0038	0.0095
Jun-61	S&P 500 Utility Index			-0.0227		0.0038	-0.0265
Jul-61	S&P 500 Utility Index			0.0424		0.0039	0.0385
Aug-61	S&P 500 Utility Index			0.0454		0.0039	0.0415
Sep-61	S&P 500 Utility Index			-0.0067		0.0039	-0.0106

Trading Date	Company Name	Ticker	Closing Price	Total Return	Dividend Amount	A Rated PU	RP
Oct-61	S&P 500 Utility Index			0.0480		0.0039	0.0441
Nov-61	S&P 500 Utility Index			0.0335		0.0039	0.0296
Dec-61	S&P 500 Utility Index			-0.0292		0.0039	-0.0331
Jan-62	S&P 500 Utility Index			-0.0366		0.0039	-0.0405
Feb-62	S&P 500 Utility Index			0.0300		0.0039	0.0261
Mar-62	S&P 500 Utility Index			0.0081		0.0039	0.0042
Apr-62	S&P 500 Utility Index			-0.0353		0.0038	-0.0391
May-62	S&P 500 Utility Index			-0.0912		0.0038	-0.0950
Jun-62	S&P 500 Utility Index			-0.0548		0.0037	-0.0585
Jul-62	S&P 500 Utility Index			0.0689		0.0038	0.0652
Aug-62	S&P 500 Utility Index			0.0271		0.0038	0.0233
Sep-62	S&P 500 Utility Index			-0.0334		0.0038	-0.0372
Oct-62	S&P 500 Utility Index			-0.0014		0.0037	-0.0051
Nov-62	S&P 500 Utility Index			0.0768		0.0037	0.0731
Dec-62	S&P 500 Utility Index			0.0312		0.0037	0.0275
Jan-63	S&P 500 Utility Index			0.0558		0.0037	0.0521
Feb-63	S&P 500 Utility Index			-0.0206		0.0036	-0.0242
Mar-63	S&P 500 Utility Index			0.0186		0.0036	0.0150
Apr-63	S&P 500 Utility Index			0.0232		0.0036	0.0196
May-63	S&P 500 Utility Index			0.0070		0.0036	0.0034
Jun-63	S&P 500 Utility Index			-0.0123		0.0036	-0.0159
Jul-63	S&P 500 Utility Index			0.0123		0.0037	0.0086
Aug-63	S&P 500 Utility Index			0.0425		0.0037	0.0389
Sep-63	S&P 500 Utility Index			-0.0258		0.0037	-0.0295
Oct-63	S&P 500 Utility Index			-0.0033		0.0037	-0.0070
Nov-63	S&P 500 Utility Index			-0.0082		0.0037	-0.0119
Dec-63	S&P 500 Utility Index			0.0317		0.0037	0.0280
Jan-64	S&P 500 Utility Index			0.0127		0.0037	0.0090
Feb-64	S&P 500 Utility Index			0.0032		0.0038	-0.0006
Mar-64	S&P 500 Utility Index			-0.0035		0.0038	-0.0073
Apr-64	S&P 500 Utility Index			0.0067		0.0038	0.0029
May-64	S&P 500 Utility Index			0.0032		0.0038	-0.0006
Jun-64	S&P 500 Utility Index			0.0234		0.0038	0.0196

Trading Date	Company Name	Ticker	Closing Price	Total Return	Dividend Amount	A Rated PU	RP
Jul-64	S&P 500 Utility Index			0.0471		0.0038	0.0433
Aug-64	S&P 500 Utility Index			0.0031		0.0038	-0.0007
Sep-64	S&P 500 Utility Index			0.0170		0.0038	0.0132
Oct-64	S&P 500 Utility Index			0.0165		0.0038	0.0127
Nov-64	S&P 500 Utility Index			0.0114		0.0038	0.0076
Dec-64	S&P 500 Utility Index			0.0086		0.0038	0.0048
Jan-65	S&P 500 Utility Index			0.0371		0.0038	0.0333
Feb-65	S&P 500 Utility Index			0.0009		0.0038	-0.0029
Mar-65	S&P 500 Utility Index			0.0007		0.0038	-0.0031
Apr-65	S&P 500 Utility Index			0.0109		0.0037	0.0072
May-65	S&P 500 Utility Index			-0.0084		0.0038	-0.0122
Jun-65	S&P 500 Utility Index			-0.0340		0.0038	-0.0378
Jul-65	S&P 500 Utility Index			0.0105		0.0038	0.0067
Aug-65	S&P 500 Utility Index			0.0097		0.0038	0.0059
Sep-65	S&P 500 Utility Index			0.0194		0.0039	0.0155
Oct-65	S&P 500 Utility Index			0.0129		0.0039	0.0090
Nov-65	S&P 500 Utility Index			-0.0116		0.0039	-0.0155
Dec-65	S&P 500 Utility Index			-0.0008		0.0040	-0.0048
Jan-66	S&P 500 Utility Index			-0.0297		0.0041	-0.0338
Feb-66	S&P 500 Utility Index			-0.0414		0.0041	-0.0455
Mar-66	S&P 500 Utility Index			-0.0045		0.0043	-0.0088
Apr-66	S&P 500 Utility Index			0.0172		0.0044	0.0128
May-66	S&P 500 Utility Index			-0.0296		0.0044	-0.0340
Jun-66	S&P 500 Utility Index			-0.0181		0.0045	-0.0226
Jul-66	S&P 500 Utility Index			0.0009		0.0045	-0.0036
Aug-66	S&P 500 Utility Index			-0.0875		0.0047	-0.0922
Sep-66	S&P 500 Utility Index			0.0475		0.0048	0.0427
Oct-66	S&P 500 Utility Index			0.0970		0.0048	0.0922
Nov-66	S&P 500 Utility Index			-0.0076		0.0047	-0.0123
Dec-66	S&P 500 Utility Index			0.0221		0.0047	0.0174
Jan-67	S&P 500 Utility Index			0.0271		0.0046	0.0226
Feb-67	S&P 500 Utility Index			-0.0157		0.0044	-0.0201
Mar-67	S&P 500 Utility Index			0.0197		0.0045	0.0152

Trading Date	Company Name	Ticker	Closing Price	Total Return	Dividend Amount	A Rated PU	RP
Apr-67	S&P 500 Utility Index			0.0202		0.0045	0.0157
May-67	S&P 500 Utility Index			-0.0506		0.0047	-0.0553
Jun-67	S&P 500 Utility Index			-0.0131		0.0049	-0.0180
Jul-67	S&P 500 Utility Index			0.0204		0.0050	0.0155
Aug-67	S&P 500 Utility Index			-0.0065		0.0050	-0.0115
Sep-67	S&P 500 Utility Index			-0.0037		0.0050	-0.0087
Oct-67	S&P 500 Utility Index			-0.0572		0.0052	-0.0624
Nov-67	S&P 500 Utility Index			0.0293		0.0054	0.0239
Dec-67	S&P 500 Utility Index			0.0286		0.0056	0.0230
Jan-68	S&P 500 Utility Index			0.0082		0.0055	0.0028
Feb-68	S&P 500 Utility Index			-0.0233		0.0053	-0.0286
Mar-68	S&P 500 Utility Index			-0.0399		0.0053	-0.0452
Apr-68	S&P 500 Utility Index			0.0275		0.0055	0.0220
May-68	S&P 500 Utility Index			-0.0062		0.0055	-0.0117
Jun-68	S&P 500 Utility Index			0.0807		0.0055	0.0752
Jul-68	S&P 500 Utility Index			-0.0070		0.0054	-0.0124
Aug-68	S&P 500 Utility Index			0.0004		0.0052	-0.0048
Sep-68	S&P 500 Utility Index			0.0100		0.0052	0.0048
Oct-68	S&P 500 Utility Index			0.0086		0.0053	0.0033
Nov-68	S&P 500 Utility Index			0.0781		0.0055	0.0726
Dec-68	S&P 500 Utility Index			-0.0309		0.0057	-0.0366
Jan-69	S&P 500 Utility Index			0.0169		0.0059	0.0110
Feb-69	S&P 500 Utility Index			-0.0532		0.0059	-0.0591
Mar-69	S&P 500 Utility Index			-0.0096		0.0061	-0.0157
Apr-69	S&P 500 Utility Index			0.0139		0.0061	0.0078
May-69	S&P 500 Utility Index			-0.0006		0.0060	-0.0066
Jun-69	S&P 500 Utility Index			-0.0516		0.0062	-0.0578
Jul-69	S&P 500 Utility Index			-0.0363		0.0063	-0.0426
Aug-69	S&P 500 Utility Index			-0.0114		0.0062	-0.0176
Sep-69	S&P 500 Utility Index			-0.0372		0.0064	-0.0436
Oct-69	S&P 500 Utility Index			0.0798		0.0067	0.0731
Nov-69	S&P 500 Utility Index			-0.0588		0.0067	-0.0655
Dec-69	S&P 500 Utility Index			-0.0097		0.0072	-0.0169

Trading Date	Company Name	Ticker	Closing Price	Total Return	Dividend Amount	A Rated PU	RP
Jan-70	S&P 500 Utility Index			-0.0453		0.0072	-0.0525
Feb-70	S&P 500 Utility Index			0.1053		0.0071	0.0982
Mar-70	S&P 500 Utility Index			0.0232		0.0069	0.0163
Apr-70	S&P 500 Utility Index			-0.0929		0.0069	-0.0998
May-70	S&P 500 Utility Index			-0.0515		0.0072	-0.0587
Jun-70	S&P 500 Utility Index			-0.0582		0.0075	-0.0657
Jul-70	S&P 500 Utility Index			0.0973		0.0076	0.0898
Aug-70	S&P 500 Utility Index			0.0581		0.0074	0.0507
Sep-70	S&P 500 Utility Index			-0.0114		0.0074	-0.0188
Oct-70	S&P 500 Utility Index			-0.0149		0.0073	-0.0222
Nov-70	S&P 500 Utility Index			0.0975		0.0073	0.0902
Dec-70	S&P 500 Utility Index			0.0735		0.0071	0.0664
Jan-71	S&P 500 Utility Index			0.0257		0.0068	0.0189
Feb-71	S&P 500 Utility Index			-0.0277		0.0066	-0.0343
Mar-71	S&P 500 Utility Index			0.0331		0.0067	0.0264
Apr-71	S&P 500 Utility Index			-0.0349		0.0067	-0.0416
May-71	S&P 500 Utility Index			-0.0351		0.0070	-0.0421
Jun-71	S&P 500 Utility Index			0.0398		0.0070	0.0328
Jul-71	S&P 500 Utility Index			-0.0225		0.0070	-0.0295
Aug-71	S&P 500 Utility Index			-0.0247		0.0070	-0.0317
Sep-71	S&P 500 Utility Index			-0.0146		0.0068	-0.0214
Oct-71	S&P 500 Utility Index			0.0170		0.0068	0.0103
Nov-71	S&P 500 Utility Index			-0.0055		0.0066	-0.0121
Dec-71	S&P 500 Utility Index			0.0806		0.0066	0.0740
Jan-72	S&P 500 Utility Index			-0.0074		0.0065	-0.0139
Feb-72	S&P 500 Utility Index			-0.0240		0.0065	-0.0305
Mar-72	S&P 500 Utility Index			-0.0036		0.0065	-0.0101
Apr-72	S&P 500 Utility Index			-0.0277		0.0065	-0.0342
May-72	S&P 500 Utility Index			-0.0017		0.0065	-0.0082
Jun-72	S&P 500 Utility Index			-0.0210		0.0065	-0.0275
Jul-72	S&P 500 Utility Index			-0.0014		0.0065	-0.0079
Aug-72	S&P 500 Utility Index			0.0574		0.0064	0.0510
Sep-72	S&P 500 Utility Index			0.0027		0.0063	-0.0036

Trading Date	Company Name	Ticker	Closing Price	Total Return	Dividend Amount	A Rated PU	RP
Oct-72	S&P 500 Utility Index			0.0651		0.0064	0.0587
Nov-72	S&P 500 Utility Index			0.0639		0.0063	0.0576
Dec-72	S&P 500 Utility Index			-0.0174		0.0062	-0.0236
Jan-73	S&P 500 Utility Index			-0.0439		0.0063	-0.0502
Feb-73	S&P 500 Utility Index			-0.0234		0.0064	-0.0298
Mar-73	S&P 500 Utility Index			-0.0135		0.0064	-0.0199
Apr-73	S&P 500 Utility Index			-0.0049		0.0064	-0.0113
May-73	S&P 500 Utility Index			0.0067		0.0064	0.0003
Jun-73	S&P 500 Utility Index			-0.0167		0.0064	-0.0231
Jul-73	S&P 500 Utility Index			-0.0199		0.0065	-0.0264
Aug-73	S&P 500 Utility Index			-0.0284		0.0067	-0.0351
Sep-73	S&P 500 Utility Index			0.0771		0.0067	0.0704
Oct-73	S&P 500 Utility Index			-0.0388		0.0067	-0.0455
Nov-73	S&P 500 Utility Index			-0.1172		0.0068	-0.1240
Dec-73	S&P 500 Utility Index			0.0375		0.0069	0.0306
Jan-74	S&P 500 Utility Index			0.0418		0.0070	0.0348
Feb-74	S&P 500 Utility Index			0.0060		0.0070	-0.0010
Mar-74	S&P 500 Utility Index			-0.0389		0.0071	-0.0460
Apr-74	S&P 500 Utility Index			-0.1296		0.0073	-0.1369
May-74	S&P 500 Utility Index			-0.0484		0.0075	-0.0559
Jun-74	S&P 500 Utility Index			-0.0570		0.0078	-0.0648
Jul-74	S&P 500 Utility Index			-0.0089		0.0081	-0.0170
Aug-74	S&P 500 Utility Index			-0.0871		0.0084	-0.0955
Sep-74	S&P 500 Utility Index			-0.0086		0.0087	-0.0173
Oct-74	S&P 500 Utility Index			0.1199		0.0090	0.1109
Nov-74	S&P 500 Utility Index			-0.0119		0.0087	-0.0206
Dec-74	S&P 500 Utility Index			0.0044		0.0086	-0.0042
Jan-75	S&P 500 Utility Index			0.1897		0.0086	0.1811
Feb-75	S&P 500 Utility Index			0.0143		0.0083	0.0060
Mar-75	S&P 500 Utility Index			-0.0216		0.0081	-0.0297
Apr-75	S&P 500 Utility Index			-0.0140		0.0084	-0.0224
May-75	S&P 500 Utility Index			0.0866		0.0085	0.0781
Jun-75	S&P 500 Utility Index			0.1067		0.0084	0.0983

Trading Date	Company Name	Ticker	Closing Price	Total Return	Dividend Amount	A Rated PU	RP
Jul-75	S&P 500 Utility Index			-0.0510		0.0083	-0.0593
Aug-75	S&P 500 Utility Index			-0.0212		0.0084	-0.0296
Sep-75	S&P 500 Utility Index			-0.0049		0.0085	-0.0134
Oct-75	S&P 500 Utility Index			0.0708		0.0085	0.0623
Nov-75	S&P 500 Utility Index			0.0350		0.0084	0.0266
Dec-75	S&P 500 Utility Index			0.0077		0.0084	-0.0007
Jan-76	S&P 500 Utility Index			0.0894		0.0083	0.0812
Feb-76	S&P 500 Utility Index			-0.0356		0.0081	-0.0437
Mar-76	S&P 500 Utility Index			0.0100		0.0081	0.0019
Apr-76	S&P 500 Utility Index			0.0037		0.0079	-0.0042
May-76	S&P 500 Utility Index			-0.0139		0.0080	-0.0219
Jun-76	S&P 500 Utility Index			0.0337		0.0080	0.0258
Jul-76	S&P 500 Utility Index			0.0341		0.0078	0.0263
Aug-76	S&P 500 Utility Index			0.0383		0.0076	0.0307
Sep-76	S&P 500 Utility Index			0.0381		0.0074	0.0307
Oct-76	S&P 500 Utility Index			-0.0021		0.0073	-0.0094
Nov-76	S&P 500 Utility Index			0.0268		0.0073	0.0195
Dec-76	S&P 500 Utility Index			0.0631		0.0072	0.0559
Jan-77	S&P 500 Utility Index			0.0035		0.0072	-0.0037
Feb-77	S&P 500 Utility Index			-0.0372		0.0072	-0.0444
Mar-77	S&P 500 Utility Index			0.0102		0.0073	0.0030
Apr-77	S&P 500 Utility Index			0.0209		0.0073	0.0136
May-77	S&P 500 Utility Index			0.0211		0.0073	0.0138
Jun-77	S&P 500 Utility Index			0.0531		0.0072	0.0460
Jul-77	S&P 500 Utility Index			0.0164		0.0071	0.0093
Aug-77	S&P 500 Utility Index			-0.0353		0.0071	-0.0424
Sep-77	S&P 500 Utility Index			0.0247		0.0071	0.0177
Oct-77	S&P 500 Utility Index			-0.0296		0.0072	-0.0368
Nov-77	S&P 500 Utility Index			0.0381		0.0072	0.0309
Dec-77	S&P 500 Utility Index			0.0019		0.0072	-0.0053
Jan-78	S&P 500 Utility Index			-0.0533		0.0074	-0.0607
Feb-78	S&P 500 Utility Index			-0.0062		0.0075	-0.0137
Mar-78	S&P 500 Utility Index			0.0309		0.0075	0.0234

Trading Date	Company Name	Ticker	Closing Price	Total Return	Dividend Amount	A Rated PU	RP
Apr-78	S&P 500 Utility Index			0.0106		0.0076	0.0030
May-78	S&P 500 Utility Index			0.0043		0.0077	-0.0034
Jun-78	S&P 500 Utility Index			0.0036		0.0078	-0.0042
Jul-78	S&P 500 Utility Index			0.0316		0.0079	0.0237
Aug-78	S&P 500 Utility Index			-0.0003		0.0078	-0.0081
Sep-78	S&P 500 Utility Index			-0.0056		0.0077	-0.0133
Oct-78	S&P 500 Utility Index			-0.0684		0.0079	-0.0763
Nov-78	S&P 500 Utility Index			0.0356		0.0081	0.0275
Dec-78	S&P 500 Utility Index			-0.0149		0.0081	-0.0230
Jan-79	S&P 500 Utility Index			0.0692		0.0083	0.0610
Feb-79	S&P 500 Utility Index			-0.0212		0.0082	-0.0294
Mar-79	S&P 500 Utility Index			0.0196		0.0084	0.0112
Apr-79	S&P 500 Utility Index			-0.0249		0.0084	-0.0333
May-79	S&P 500 Utility Index			0.0150		0.0086	0.0064
Jun-79	S&P 500 Utility Index			0.0386		0.0085	0.0302
Jul-79	S&P 500 Utility Index			0.0342		0.0083	0.0259
Aug-79	S&P 500 Utility Index			0.0102		0.0085	0.0018
Sep-79	S&P 500 Utility Index			-0.0177		0.0086	-0.0263
Oct-79	S&P 500 Utility Index			-0.0505		0.0095	-0.0600
Nov-79	S&P 500 Utility Index			0.0607		0.0099	0.0508
Dec-79	S&P 500 Utility Index			0.0022		0.0101	-0.0079
Jan-80	S&P 500 Utility Index			-0.0023		0.0102	-0.0125
Feb-80	S&P 500 Utility Index			-0.0247		0.0110	-0.0357
Mar-80	S&P 500 Utility Index			-0.0529		0.0122	-0.0651
Apr-80	S&P 500 Utility Index			0.1186		0.0119	0.1067
May-80	S&P 500 Utility Index			0.0323		0.0106	0.0217
Jun-80	S&P 500 Utility Index			0.0337		0.0103	0.0234
Jul-80	S&P 500 Utility Index			-0.0041		0.0101	-0.0142
Aug-80	S&P 500 Utility Index			-0.0139		0.0106	-0.0245
Sep-80	S&P 500 Utility Index			-0.0114		0.0111	-0.0225
Oct-80	S&P 500 Utility Index			0.0274		0.0113	0.0161
Nov-80	S&P 500 Utility Index			0.0501		0.0117	0.0384
Dec-80	S&P 500 Utility Index			-0.0014		0.0122	-0.0136

Trading Date	Company Name	Ticker	Closing Price	Total Return	Dividend Amount	A Rated PU	RP
Jan-81	S&P 500 Utility Index			-0.0186		0.0119	-0.0305
Feb-81	S&P 500 Utility Index			-0.0224		0.0122	-0.0346
Mar-81	S&P 500 Utility Index			0.0420		0.0126	0.0294
Apr-81	S&P 500 Utility Index			-0.0096		0.0127	-0.0223
May-81	S&P 500 Utility Index			0.0291		0.0134	0.0157
Jun-81	S&P 500 Utility Index			0.0272		0.0132	0.0140
Jul-81	S&P 500 Utility Index			0.0341		0.0134	0.0207
Aug-81	S&P 500 Utility Index			-0.0024		0.0137	-0.0161
Sep-81	S&P 500 Utility Index			-0.0409		0.0142	-0.0551
Oct-81	S&P 500 Utility Index			0.0617		0.0144	0.0473
Nov-81	S&P 500 Utility Index			0.0481		0.0137	0.0344
Dec-81	S&P 500 Utility Index			-0.0305		0.0135	-0.0440
Jan-82	S&P 500 Utility Index			0.0037		0.0140	-0.0103
Feb-82	S&P 500 Utility Index			-0.0035		0.0141	-0.0176
Mar-82	S&P 500 Utility Index			0.0168		0.0137	0.0031
Apr-82	S&P 500 Utility Index			0.0548		0.0137	0.0411
May-82	S&P 500 Utility Index			-0.0187		0.0134	-0.0321
Jun-82	S&P 500 Utility Index			-0.0161		0.0136	-0.0297
Jul-82	S&P 500 Utility Index			-0.0198		0.0137	-0.0335
Aug-82	S&P 500 Utility Index			0.1211		0.0133	0.1078
Sep-82	S&P 500 Utility Index			0.0052		0.0129	-0.0077
Oct-82	S&P 500 Utility Index			0.0659		0.0125	0.0534
Nov-82	S&P 500 Utility Index			0.0017		0.0121	-0.0104
Dec-82	S&P 500 Utility Index			0.0360		0.0120	0.0240
Jan-83	S&P 500 Utility Index			0.0372		0.0119	0.0253
Feb-83	S&P 500 Utility Index			-0.0005		0.0119	-0.0124
Mar-83	S&P 500 Utility Index			0.0017		0.0117	-0.0100
Apr-83	S&P 500 Utility Index			0.0571		0.0114	0.0457
May-83	S&P 500 Utility Index			0.0124		0.0112	0.0012
Jun-83	S&P 500 Utility Index			-0.0123		0.0114	-0.0237
Jul-83	S&P 500 Utility Index			0.0339		0.0113	0.0226
Aug-83	S&P 500 Utility Index			0.0040		0.0113	-0.0073
Sep-83	S&P 500 Utility Index			0.0445		0.0112	0.0333

Trading Date	Company Name	Ticker	Closing Price	Total Return	Dividend Amount	A Rated PU	RP
Oct-83	S&P 500 Utility Index			0.0532		0.0110	0.0422
Nov-83	S&P 500 Utility Index			-0.0204		0.0112	-0.0316
Dec-83	S&P 500 Utility Index			-0.0226		0.0113	-0.0339
Jan-84	S&P 500 Utility Index			0.0482		0.0112	0.0370
Feb-84	S&P 500 Utility Index			-0.0411		0.0112	-0.0523
Mar-84	S&P 500 Utility Index			-0.0055		0.0115	-0.0170
Apr-84	S&P 500 Utility Index			0.0159		0.0118	0.0041
May-84	S&P 500 Utility Index			-0.0230		0.0124	-0.0354
Jun-84	S&P 500 Utility Index			0.0069		0.0126	-0.0057
Jul-84	S&P 500 Utility Index			0.0433		0.0124	0.0309
Aug-84	S&P 500 Utility Index			0.0646		0.0120	0.0526
Sep-84	S&P 500 Utility Index			0.0438		0.0118	0.0320
Oct-84	S&P 500 Utility Index			0.0272		0.0115	0.0157
Nov-84	S&P 500 Utility Index			0.0270		0.0110	0.0160
Dec-84	S&P 500 Utility Index			0.0316		0.0109	0.0207
Jan-85	S&P 500 Utility Index			0.0235		0.0108	0.0127
Feb-85	S&P 500 Utility Index			0.0193		0.0109	0.0084
Mar-85	S&P 500 Utility Index			0.0362		0.0115	0.0247
Apr-85	S&P 500 Utility Index			0.0207		0.0113	0.0094
May-85	S&P 500 Utility Index			0.0606		0.0110	0.0496
Jun-85	S&P 500 Utility Index			0.0279		0.0101	0.0178
Jul-85	S&P 500 Utility Index			-0.0427		0.0101	-0.0528
Aug-85	S&P 500 Utility Index			0.0181		0.0101	0.0080
Sep-85	S&P 500 Utility Index			-0.0521		0.0101	-0.0622
Oct-85	S&P 500 Utility Index			0.0638		0.0100	0.0538
Nov-85	S&P 500 Utility Index			0.0522		0.0096	0.0426
Dec-85	S&P 500 Utility Index			0.0694		0.0092	0.0602
Jan-86	S&P 500 Utility Index			0.0293		0.0090	0.0203
Feb-86	S&P 500 Utility Index			0.0623		0.0086	0.0537
Mar-86	S&P 500 Utility Index			0.0514		0.0079	0.0435
Apr-86	S&P 500 Utility Index			-0.0333		0.0076	-0.0409
May-86	S&P 500 Utility Index			0.0525		0.0080	0.0445
Jun-86	S&P 500 Utility Index			0.0597		0.0080	0.0517

Trading Date	Company Name	Ticker	Closing Price	Total Return	Dividend Amount	A Rated PU	RP
Jul-86	S&P 500 Utility Index			0.0283		0.0078	0.0205
Aug-86	S&P 500 Utility Index			0.0884		0.0078	0.0806
Sep-86	S&P 500 Utility Index			-0.1137		0.0079	-0.1216
Oct-86	S&P 500 Utility Index			0.0505		0.0079	0.0426
Nov-86	S&P 500 Utility Index			0.0211		0.0077	0.0134
Dec-86	S&P 500 Utility Index			-0.0254		0.0076	-0.0330
Jan-87	S&P 500 Utility Index			0.0984		0.0075	0.0909
Feb-87	S&P 500 Utility Index			-0.0301		0.0075	-0.0376
Mar-87	S&P 500 Utility Index			-0.0189		0.0074	-0.0263
Apr-87	S&P 500 Utility Index			-0.0414		0.0078	-0.0492
May-87	S&P 500 Utility Index			-0.0064		0.0082	-0.0146
Jun-87	S&P 500 Utility Index			0.0439		0.0083	0.0356
Jul-87	S&P 500 Utility Index			-0.0025		0.0084	-0.0109
Aug-87	S&P 500 Utility Index			0.0527		0.0087	0.0440
Sep-87	S&P 500 Utility Index			0.0021		0.0093	-0.0072
Oct-87	S&P 500 Utility Index			-0.0705		0.0095	-0.0800
Nov-87	S&P 500 Utility Index			-0.0555		0.0090	-0.0645
Dec-87	S&P 500 Utility Index			0.0108		0.0091	0.0017
Jan-88	S&P 500 Utility Index			0.1153		0.0090	0.1063
Feb-88	S&P 500 Utility Index			-0.0175		0.0084	-0.0259
Mar-88	S&P 500 Utility Index			-0.0527		0.0084	-0.0611
Apr-88	S&P 500 Utility Index			0.0019		0.0088	-0.0069
May-88	S&P 500 Utility Index			0.0460		0.0090	0.0370
Jun-88	S&P 500 Utility Index			0.0315		0.0090	0.0225
Jul-88	S&P 500 Utility Index			0.0017		0.0092	-0.0075
Aug-88	S&P 500 Utility Index			-0.0137		0.0093	-0.0230
Sep-88	S&P 500 Utility Index			0.0413		0.0089	0.0324
Oct-88	S&P 500 Utility Index			0.0262		0.0083	0.0179
Nov-88	S&P 500 Utility Index			-0.0079		0.0082	-0.0161
Dec-88	S&P 500 Utility Index			0.0063		0.0084	-0.0021
Jan-89	S&P 500 Utility Index			0.0571		0.0084	0.0487
Feb-89	S&P 500 Utility Index			-0.0215		0.0084	-0.0299
Mar-89	S&P 500 Utility Index			0.0269		0.0085	0.0184

Trading Date	Company Name	Ticker	Closing Price	Total Return	Dividend Amount	A Rated PU	RP
Apr-89	S&P 500 Utility Index			0.0634		0.0085	0.0549
May-89	S&P 500 Utility Index			0.0580		0.0083	0.0497
Jun-89	S&P 500 Utility Index			0.0161		0.0080	0.0081
Jul-89	S&P 500 Utility Index			0.0804		0.0079	0.0725
Aug-89	S&P 500 Utility Index			-0.0057		0.0079	-0.0136
Sep-89	S&P 500 Utility Index			0.0170		0.0080	0.0090
Oct-89	S&P 500 Utility Index			0.0045		0.0079	-0.0034
Nov-89	S&P 500 Utility Index			0.0336		0.0079	0.0257
Dec-89	S&P 500 Utility Index			0.0731		0.0079	0.0652
Jan-90	S&P 500 Utility Index			-0.0809		0.0080	-0.0889
Feb-90	S&P 500 Utility Index			-0.0109		0.0081	-0.0190
Mar-90	S&P 500 Utility Index			0.0187		0.0082	0.0105
Apr-90	S&P 500 Utility Index			-0.0385		0.0083	-0.0468
May-90	S&P 500 Utility Index			0.0682		0.0083	0.0599
Jun-90	S&P 500 Utility Index			-0.0211		0.0082	-0.0293
Jul-90	S&P 500 Utility Index			-0.0032		0.0081	-0.0113
Aug-90	S&P 500 Utility Index			-0.0792		0.0082	-0.0874
Sep-90	S&P 500 Utility Index			0.0411		0.0084	0.0327
Oct-90	S&P 500 Utility Index			0.0653		0.0084	0.0569
Nov-90	S&P 500 Utility Index			0.0193		0.0083	0.0110
Dec-90	S&P 500 Utility Index			0.0086		0.0081	0.0005
Jan-91	S&P 500 Utility Index			-0.0301		0.0081	-0.0382
Feb-91	S&P 500 Utility Index			0.0349		0.0079	0.0270
Mar-91	S&P 500 Utility Index			0.0198		0.0080	0.0118
Apr-91	S&P 500 Utility Index			-0.0162		0.0079	-0.0241
May-91	S&P 500 Utility Index			-0.0130		0.0079	-0.0209
Jun-91	S&P 500 Utility Index			-0.0139		0.0080	-0.0219
Jul-91	S&P 500 Utility Index			0.0307		0.0080	0.0227
Aug-91	S&P 500 Utility Index			0.0258		0.0078	0.0180
Sep-91	S&P 500 Utility Index			0.0202		0.0076	0.0126
Oct-91	S&P 500 Utility Index			0.0200		0.0076	0.0124
Nov-91	S&P 500 Utility Index			-0.0098		0.0075	-0.0173
Dec-91	S&P 500 Utility Index			0.0733		0.0074	0.0659

Trading Date	Company Name	Ticker	Closing Price	Total Return	Dividend Amount	A Rated PU	RP
Jan-92	S&P 500 Utility Index			-0.0536		0.0074	-0.0610
Feb-92	S&P 500 Utility Index			-0.0273		0.0074	-0.0347
Mar-92	S&P 500 Utility Index			-0.0143		0.0075	-0.0218
Apr-92	S&P 500 Utility Index			0.0645		0.0074	0.0571
May-92	S&P 500 Utility Index			-0.0015		0.0074	-0.0089
Jun-92	S&P 500 Utility Index			0.0141		0.0073	0.0068
Jul-92	S&P 500 Utility Index			0.0790		0.0071	0.0719
Aug-92	S&P 500 Utility Index			-0.0074		0.0070	-0.0144
Sep-92	S&P 500 Utility Index			0.0073		0.0070	0.0003
Oct-92	S&P 500 Utility Index			-0.0094		0.0071	-0.0165
Nov-92	S&P 500 Utility Index			-0.0015		0.0072	-0.0087
Dec-92	S&P 500 Utility Index			0.0358		0.0070	0.0288
Jan-93	S&P 500 Utility Index			0.0157		0.0069	0.0088
Feb-93	S&P 500 Utility Index			0.0721		0.0067	0.0654
Mar-93	S&P 500 Utility Index			0.0180		0.0066	0.0114
Apr-93	S&P 500 Utility Index			-0.0027		0.0065	-0.0092
May-93	S&P 500 Utility Index			-0.0191		0.0065	-0.0256
Jun-93	S&P 500 Utility Index			0.0463		0.0065	0.0398
Jul-93	S&P 500 Utility Index			0.0226		0.0063	0.0163
Aug-93	S&P 500 Utility Index			0.0484		0.0061	0.0423
Sep-93	S&P 500 Utility Index			-0.0020		0.0059	-0.0079
Oct-93	S&P 500 Utility Index			-0.0021		0.0059	-0.0080
Nov-93	S&P 500 Utility Index			-0.0507		0.0061	-0.0568
Dec-93	S&P 500 Utility Index			-0.0053		0.0061	-0.0114
Jan-94	S&P 500 Utility Index			0.0072		0.0061	0.0011
Feb-94	S&P 500 Utility Index			-0.0567		0.0062	-0.0629
Mar-94	S&P 500 Utility Index			-0.0338		0.0065	-0.0403
Apr-94	S&P 500 Utility Index			0.0246		0.0069	0.0177
May-94	S&P 500 Utility Index			-0.0268		0.0069	-0.0337
Jun-94	S&P 500 Utility Index			0.0021		0.0069	-0.0048
Jul-94	S&P 500 Utility Index			0.0336		0.0071	0.0265
Aug-94	S&P 500 Utility Index			-0.0028		0.0070	-0.0098
Sep-94	S&P 500 Utility Index			-0.0254		0.0072	-0.0326

Trading Date	Company Name	Ticker	Closing Price	Total Return	Dividend Amount	A Rated PU	RP
Oct-94	S&P 500 Utility Index			0.0086		0.0074	0.0012
Nov-94	S&P 500 Utility Index			-0.0146		0.0075	-0.0221
Dec-94	S&P 500 Utility Index			0.0052		0.0073	-0.0021
Jan-95	S&P 500 Utility Index			0.0779		0.0073	0.0706
Feb-95	S&P 500 Utility Index			-0.0015		0.0071	-0.0086
Mar-95	S&P 500 Utility Index			-0.0060		0.0070	-0.0130
Apr-95	S&P 500 Utility Index			0.0365		0.0069	0.0296
May-95	S&P 500 Utility Index			0.0316		0.0066	0.0250
Jun-95	S&P 500 Utility Index			0.0047		0.0063	-0.0016
Jul-95	S&P 500 Utility Index			0.0255		0.0064	0.0191
Aug-95	S&P 500 Utility Index			0.0202		0.0065	0.0137
Sep-95	S&P 500 Utility Index			0.0638		0.0064	0.0575
Oct-95	S&P 500 Utility Index			0.0238		0.0062	0.0176
Nov-95	S&P 500 Utility Index			0.0136		0.0062	0.0074
Dec-95	S&P 500 Utility Index			0.0708		0.0060	0.0648
Jan-96	S&P 500 Utility Index			0.0129		0.0060	0.0069
Feb-96	S&P 500 Utility Index			-0.0395		0.0061	-0.0456
Mar-96	S&P 500 Utility Index			-0.0203		0.0064	-0.0267
Apr-96	S&P 500 Utility Index			0.0110		0.0066	0.0044
May-96	S&P 500 Utility Index			-0.0025		0.0067	-0.0092
Jun-96	S&P 500 Utility Index			0.0416		0.0067	0.0349
Jul-96	S&P 500 Utility Index			-0.0628		0.0067	-0.0695
Aug-96	S&P 500 Utility Index			0.0213		0.0065	0.0148
Sep-96	S&P 500 Utility Index			0.0095		0.0067	0.0028
Oct-96	S&P 500 Utility Index			0.0508		0.0065	0.0443
Nov-96	S&P 500 Utility Index			0.0211		0.0063	0.0148
Dec-96	S&P 500 Utility Index			-0.0060		0.0063	-0.0123
Jan-97	S&P 500 Utility Index			0.0066		0.0065	0.0001
Feb-97	S&P 500 Utility Index			-0.0095		0.0064	-0.0159
Mar-97	S&P 500 Utility Index			-0.0301		0.0066	-0.0367
Apr-97	S&P 500 Utility Index			-0.0150		0.0067	-0.0217
May-97	S&P 500 Utility Index			0.0423		0.0066	0.0357
Jun-97	S&P 500 Utility Index			0.0314		0.0064	0.0250

Trading Date	Company Name	Ticker	Closing Price	Total Return	Dividend Amount	A Rated PU	RP
Jul-97	S&P 500 Utility Index			0.0230		0.0062	0.0168
Aug-97	S&P 500 Utility Index			-0.0183		0.0062	-0.0245
Sep-97	S&P 500 Utility Index			0.0433		0.0062	0.0371
Oct-97	S&P 500 Utility Index			0.0098		0.0061	0.0037
Nov-97	S&P 500 Utility Index			0.0707		0.0060	0.0647
Dec-97	S&P 500 Utility Index			0.0752		0.0060	0.0692
Jan-98	S&P 500 Utility Index			-0.0395		0.0059	-0.0454
Feb-98	S&P 500 Utility Index			0.0341		0.0059	0.0282
Mar-98	S&P 500 Utility Index			0.0642		0.0060	0.0582
Apr-98	S&P 500 Utility Index			-0.0193		0.0060	-0.0253
May-98	S&P 500 Utility Index			-0.0050		0.0060	-0.0110
Jun-98	S&P 500 Utility Index			0.0369		0.0059	0.0310
Jul-98	S&P 500 Utility Index			-0.0493		0.0059	-0.0552
Aug-98	S&P 500 Utility Index			0.0161		0.0058	0.0103
Sep-98	S&P 500 Utility Index			0.0835		0.0058	0.0777
Oct-98	S&P 500 Utility Index			-0.0166		0.0058	-0.0224
Nov-98	S&P 500 Utility Index			0.0134		0.0059	0.0075
Dec-98	S&P 500 Utility Index			0.0295		0.0058	0.0237
Jan-99	S&P 500 Utility Index			-0.0451		0.0058	-0.0509
Feb-99	S&P 500 Utility Index			-0.0364		0.0059	-0.0423
Mar-99	S&P 500 Utility Index			-0.0148		0.0060	-0.0208
Apr-99	S&P 500 Utility Index			0.0884		0.0060	0.0824
May-99	S&P 500 Utility Index			0.0609		0.0062	0.0547
Jun-99	S&P 500 Utility Index			-0.0332		0.0064	-0.0396
Jul-99	S&P 500 Utility Index			-0.0114		0.0064	-0.0178
Aug-99	S&P 500 Utility Index			0.0117		0.0066	0.0051
Sep-99	S&P 500 Utility Index			-0.0480		0.0066	-0.0546
Oct-99	S&P 500 Utility Index			0.0157		0.0067	0.0090
Nov-99	S&P 500 Utility Index			-0.0773		0.0066	-0.0839
Dec-99	S&P 500 Utility Index			0.0093		0.0068	0.0025
Jan-00	S&P 500 Utility Index			0.1085		0.0070	0.1015
Feb-00	S&P 500 Utility Index			-0.0578		0.0069	-0.0647
Mar-00	S&P 500 Utility Index			0.0349		0.0069	0.0280

Trading Date	Company Name	Ticker	Closing Price	Total Return	Dividend Amount	A Rated PU	RP
Apr-00	S&P 500 Utility Index			0.0794		0.0069	0.0725
May-00	S&P 500 Utility Index			0.0486		0.0072	0.0414
Jun-00	S&P 500 Utility Index			-0.0575		0.0070	-0.0645
Jul-00	S&P 500 Utility Index			0.0677		0.0069	0.0608
Aug-00	S&P 500 Utility Index			0.1372		0.0068	0.1304
Sep-00	S&P 500 Utility Index			0.0915		0.0069	0.0846
Oct-00	S&P 500 Utility Index			-0.0357		0.0068	-0.0425
Nov-00	S&P 500 Utility Index			-0.0132		0.0068	-0.0200
Dec-00	S&P 500 Utility Index			0.0982		0.0065	0.0917
Jan-01	S&P 500 Utility Index			-0.0967		0.0065	-0.1032
Feb-01	S&P 500 Utility Index			0.0353		0.0064	0.0289
Mar-01	S&P 500 Utility Index			-0.0063		0.0064	-0.0127
Apr-01	S&P 500 Utility Index			0.0605		0.0066	0.0539
May-01	S&P 500 Utility Index			-0.0343		0.0067	-0.0410
Jun-01	S&P 500 Utility Index			-0.0791		0.0065	-0.0856
Jul-01	S&P 500 Utility Index			-0.0448		0.0065	-0.0513
Aug-01	S&P 500 Utility Index			-0.0290		0.0063	-0.0353
Sep-01	S&P 500 Utility Index			-0.1152		0.0064	-0.1216
Oct-01	S&P 500 Utility Index			-0.0017		0.0064	-0.0081
Nov-01	S&P 500 Utility Index			-0.0552		0.0063	-0.0615
Dec-01	S&P 500 Utility Index			0.0260		0.0065	0.0195
Jan-02	S&P 500 Utility Index			-0.0565		0.0064	-0.0629
Feb-02	S&P 500 Utility Index			-0.0235		0.0063	-0.0298
Mar-02	S&P 500 Utility Index			0.1223		0.0065	0.1158
Apr-02	S&P 500 Utility Index			-0.0171		0.0063	-0.0234
May-02	S&P 500 Utility Index			-0.0902		0.0063	-0.0965
Jun-02	S&P 500 Utility Index			-0.0710		0.0062	-0.0772
Jul-02	S&P 500 Utility Index			-0.1380		0.0061	-0.1441
Aug-02	S&P 500 Utility Index			0.0350		0.0060	0.0290
Sep-02	S&P 500 Utility Index			-0.1283		0.0059	-0.1342
Oct-02	S&P 500 Utility Index			-0.0173		0.0060	-0.0233
Nov-02	S&P 500 Utility Index			0.0249		0.0060	0.0189
Dec-02	S&P 500 Utility Index			0.0416		0.0059	0.0357

Trading Date	Company Name	Ticker	Closing Price	Total Return	Dividend Amount	A Rated PU	RP
Jan-03	S&P 500 Utility Index			-0.0292		0.0059	-0.0351
Feb-03	S&P 500 Utility Index			-0.0490		0.0058	-0.0548
Mar-03	S&P 500 Utility Index			0.0505		0.0057	0.0448
Apr-03	S&P 500 Utility Index			0.0885		0.0055	0.0830
May-03	S&P 500 Utility Index			0.1021		0.0053	0.0968
Jun-03	S&P 500 Utility Index			0.0119		0.0052	0.0067
Jul-03	S&P 500 Utility Index			-0.0650		0.0055	-0.0705
Aug-03	S&P 500 Utility Index			0.0175		0.0057	0.0118
Sep-03	S&P 500 Utility Index			0.0457		0.0055	0.0402
Oct-03	S&P 500 Utility Index			0.0112		0.0054	0.0059
Nov-03	S&P 500 Utility Index			-0.0005		0.0053	-0.0058
Dec-03	S&P 500 Utility Index			0.0675		0.0052	0.0623
Jan-04	S&P 500 Utility Index			0.0216		0.0051	0.0165
Feb-04	S&P 500 Utility Index			0.0181		0.0051	0.0130
Mar-04	S&P 500 Utility Index			0.0104		0.0050	0.0054
Apr-04	S&P 500 Utility Index			-0.0362		0.0053	-0.0415
May-04	S&P 500 Utility Index			0.0079		0.0055	0.0024
Jun-04	S&P 500 Utility Index			0.0155		0.0054	0.0101
Jul-04	S&P 500 Utility Index			0.0173		0.0052	0.0121
Aug-04	S&P 500 Utility Index			0.0393		0.0051	0.0342
Sep-04	S&P 500 Utility Index			0.0091		0.0050	0.0041
Oct-04	S&P 500 Utility Index			0.0495		0.0050	0.0445
Nov-04	S&P 500 Utility Index			0.0407		0.0050	0.0357
Dec-04	S&P 500 Utility Index			0.0265		0.0049	0.0216
Jan-05	S&P 500 Utility Index			0.0221		0.0048	0.0173
Feb-05	S&P 500 Utility Index			0.0197		0.0047	0.0150
Mar-05	S&P 500 Utility Index			0.0108		0.0049	0.0059
Apr-05	S&P 500 Utility Index			0.0321		0.0047	0.0274
May-05	S&P 500 Utility Index			0.0008		0.0046	-0.0038
Jun-05	S&P 500 Utility Index			0.0576		0.0045	0.0531
Jul-05	S&P 500 Utility Index			0.0233		0.0046	0.0187
Aug-05	S&P 500 Utility Index			0.0073		0.0046	0.0027
Sep-05	S&P 500 Utility Index			0.0402		0.0046	0.0356

Trading Date	Company Name	Ticker	Closing Price	Total Return	Dividend Amount	A Rated PU	RP
Oct-05	S&P 500 Utility Index			-0.0617		0.0048	-0.0665
Nov-05	S&P 500 Utility Index			-0.0039		0.0049	-0.0088
Dec-05	S&P 500 Utility Index			0.0110		0.0048	0.0062
Jan-06	S&P 500 Utility Index			0.0263		0.0048	0.0216
Feb-06	S&P 500 Utility Index			0.0095		0.0049	0.0047
Mar-06	S&P 500 Utility Index			-0.0463		0.0050	-0.0513
Apr-06	S&P 500 Utility Index			0.0172		0.0052	0.0119
May-06	S&P 500 Utility Index			0.0143		0.0054	0.0089
Jun-06	S&P 500 Utility Index			0.0242		0.0053	0.0188
Jul-06	S&P 500 Utility Index			0.0511		0.0053	0.0458
Aug-06	S&P 500 Utility Index			0.0271		0.0052	0.0220
Sep-06	S&P 500 Utility Index			-0.0174		0.0050	-0.0224
Oct-06	S&P 500 Utility Index			0.0560		0.0050	0.0510
Nov-06	S&P 500 Utility Index			0.0214		0.0048	0.0166
Dec-06	S&P 500 Utility Index			0.0118		0.0048	0.0070
Jan-07	S&P 500 Utility Index			-0.0011		0.0050	-0.0061
Feb-07	S&P 500 Utility Index			0.0503		0.0049	0.0454
Mar-07	S&P 500 Utility Index			0.0414		0.0049	0.0365
Apr-07	S&P 500 Utility Index			0.0438		0.0050	0.0388
May-07	S&P 500 Utility Index			0.0051		0.0050	0.0002
Jun-07	S&P 500 Utility Index			-0.0506		0.0053	-0.0559
Jul-07	S&P 500 Utility Index			-0.0357		0.0052	-0.0409
Aug-07	S&P 500 Utility Index			0.0210		0.0052	0.0158
Sep-07	S&P 500 Utility Index			0.0354		0.0052	0.0303
Oct-07	S&P 500 Utility Index			0.0686		0.0051	0.0635
Nov-07	S&P 500 Utility Index			0.0034		0.0050	-0.0016
Dec-07	S&P 500 Utility Index			0.0028		0.0051	-0.0024
Jan-08	S&P 500 Utility Index			-0.0681		0.0050	-0.0731
Feb-08	S&P 500 Utility Index			-0.0500		0.0052	-0.0551
Mar-08	S&P 500 Utility Index			0.0171		0.0052	0.0119
Apr-08	S&P 500 Utility Index			0.0552		0.0052	0.0499
May-08	S&P 500 Utility Index			0.0320		0.0052	0.0268
Jun-08	S&P 500 Utility Index			-0.0087		0.0053	-0.0140

Trading Date	Company Name	Ticker	Closing Price	Total Return	Dividend Amount	A Rated PU	RP
Jul-08	S&P 500 Utility Index			-0.0611		0.0053	-0.0664
Aug-08	S&P 500 Utility Index			-0.0166		0.0053	-0.0219
Sep-08	S&P 500 Utility Index			-0.1148		0.0054	-0.1202
Oct-08	S&P 500 Utility Index			-0.1161		0.0063	-0.1224
Nov-08	S&P 500 Utility Index			0.0279		0.0063	0.0216
Dec-08	S&P 500 Utility Index			-0.0168		0.0055	-0.0222
Jan-09	S&P 500 Utility Index			-0.0045		0.0053	-0.0099
Feb-09	S&P 500 Utility Index			-0.1257		0.0053	-0.1310
Mar-09	S&P 500 Utility Index			0.0253		0.0054	0.0199
Apr-09	S&P 500 Utility Index			0.0085		0.0054	0.0031
May-09	S&P 500 Utility Index			0.0353		0.0054	0.0299
Jun-09	S&P 500 Utility Index			0.0552		0.0052	0.0500
Jul-09	S&P 500 Utility Index			0.0408		0.0050	0.0358
Aug-09	S&P 500 Utility Index			0.0055		0.0048	0.0007
Sep-09	S&P 500 Utility Index			0.0143		0.0046	0.0097
Oct-09	S&P 500 Utility Index			-0.0284		0.0046	-0.0331
Nov-09	S&P 500 Utility Index			0.0456		0.0047	0.0409
Dec-09	S&P 500 Utility Index			0.0558		0.0048	0.0510
Jan-10	S&P 500 Utility Index			-0.0475		0.0048	-0.0523
Feb-10	S&P 500 Utility Index			-0.0149		0.0049	-0.0198
Mar-10	S&P 500 Utility Index			0.0280		0.0049	0.0231
Apr-10	S&P 500 Utility Index			0.0281		0.0048	0.0232
May-10	S&P 500 Utility Index			-0.0576		0.0046	-0.0622
Jun-10	S&P 500 Utility Index			-0.0064		0.0046	-0.0109
Jul-10	S&P 500 Utility Index			0.0774		0.0044	0.0730
Aug-10	S&P 500 Utility Index			0.0125		0.0042	0.0083
Sep-10	S&P 500 Utility Index			0.0296		0.0042	0.0254
Oct-10	S&P 500 Utility Index			0.0129		0.0043	0.0086
Nov-10	S&P 500 Utility Index			-0.0323		0.0045	-0.0368
Dec-10	S&P 500 Utility Index			0.0312		0.0046	0.0265
Jan-11	S&P 500 Utility Index			0.0142		0.0046	0.0096
Feb-11	S&P 500 Utility Index			0.0112		0.0047	0.0065
Mar-11	S&P 500 Utility Index			0.0015		0.0046	-0.0032

Trading Date	Company Name	Ticker	Closing Price	Total Return	Dividend Amount	A Rated PU	RP
Apr-11	S&P 500 Utility Index			0.0419		0.0046	0.0373
May-11	S&P 500 Utility Index			0.0198		0.0044	0.0153
Jun-11	S&P 500 Utility Index			-0.0013		0.0044	-0.0057
Jul-11	S&P 500 Utility Index			-0.0075		0.0044	-0.0119
Aug-11	S&P 500 Utility Index			0.0204		0.0039	0.0165
Sep-11	S&P 500 Utility Index			0.0023		0.0037	-0.0015
Oct-11	S&P 500 Utility Index			0.0387		0.0038	0.0350
Nov-11	S&P 500 Utility Index			0.0080		0.0035	0.0045
Dec-11	S&P 500 Utility Index			0.0338		0.0036	0.0302
Jan-12	S&P 500 Utility Index			-0.0332		0.0036	-0.0369
Feb-12	S&P 500 Utility Index			0.0035		0.0036	-0.0002
Mar-12	S&P 500 Utility Index			0.0137		0.0037	0.0100
Apr-12	S&P 500 Utility Index			0.0212		0.0037	0.0176
May-12	S&P 500 Utility Index			0.0022		0.0035	-0.0013
Jun-12	S&P 500 Utility Index			0.0410		0.0034	0.0376
Jul-12	S&P 500 Utility Index			0.0284		0.0033	0.0252
Aug-12	S&P 500 Utility Index			-0.0447		0.0033	-0.0481
Sep-12	S&P 500 Utility Index			0.0123		0.0034	0.0089
Oct-12	S&P 500 Utility Index			0.0172		0.0033	0.0140
Nov-12	S&P 500 Utility Index			-0.0464		0.0032	-0.0496
Dec-12	S&P 500 Utility Index			0.0011		0.0033	-0.0022
Jan-13	S&P 500 Utility Index			0.0351		0.0035	0.0316
Feb-13	S&P 500 Utility Index			0.0339		0.0035	0.0304
Mar-13	S&P 500 Utility Index			0.0540		0.0035	0.0505
Apr-13	S&P 500 Utility Index			0.0590		0.0033	0.0557
May-13	S&P 500 Utility Index			-0.0896		0.0035	-0.0931
Jun-13	S&P 500 Utility Index			0.0114		0.0038	0.0076
Jul-13	S&P 500 Utility Index			0.0385		0.0039	0.0346
Aug-13	S&P 500 Utility Index			-0.0500		0.0039	-0.0539
Sep-13	S&P 500 Utility Index			0.0108		0.0040	0.0068
Oct-13	S&P 500 Utility Index			0.0377		0.0039	0.0338
Nov-13	S&P 500 Utility Index			-0.0199		0.0040	-0.0239
Dec-13	S&P 500 Utility Index			0.0076		0.0040	0.0036

Trading Date	Company Name	Ticker	Closing Price	Total Return	Dividend Amount	A Rated PU	RP
Jan-14	S&P 500 Utility Index			0.0281		0.0039	0.0242
Feb-14	S&P 500 Utility Index			0.0335		0.0038	0.0297
Mar-14	S&P 500 Utility Index			0.0337		0.0038	0.0299
Apr-14	S&P 500 Utility Index			0.0426		0.0037	0.0389
May-14	S&P 500 Utility Index			-0.0105		0.0036	-0.0141
Jun-14	S&P 500 Utility Index			0.0448		0.0036	0.0412
Jul-14	S&P 500 Utility Index			-0.0680		0.0035	-0.0715
Aug-14	S&P 500 Utility Index			0.0495		0.0034	0.0461
Sep-14	S&P 500 Utility Index			-0.0186		0.0035	-0.0221
Oct-14	S&P 500 Utility Index			0.0802		0.0034	0.0768
Nov-14	S&P 500 Utility Index			0.0120		0.0034	0.0086
Dec-14	S&P 500 Utility Index			0.0350		0.0033	0.0317
Jan-15	S&P 500 Utility Index			0.0233		0.0030	0.0203
Feb-15	S&P 500 Utility Index			-0.0633		0.0031	-0.0664
Mar-15	S&P 500 Utility Index			-0.0049		0.0031	-0.0080
Apr-15	S&P 500 Utility Index			-0.0129		0.0031	-0.0160
May-15	S&P 500 Utility Index			0.0065		0.0035	0.0030
Jun-15	S&P 500 Utility Index			-0.0600		0.0037	-0.0637
Jul-15	S&P 500 Utility Index			0.0481		0.0037	0.0444
Aug-15	S&P 500 Utility Index			-0.0397		0.0035	-0.0432
Sep-15	S&P 500 Utility Index			0.0290		0.0037	0.0253
Oct-15	S&P 500 Utility Index			0.0108		0.0036	0.0072
Nov-15	S&P 500 Utility Index			-0.0213		0.0037	-0.0250

Trading Date	Company Name	Ticker	Closing Price	Total Return	Dividend Amount	Aaa and Aa RP
Jan-26						
Feb-26						
Mar-26						
Apr-26						
May-26						
Jun-26						
Jul-26						
Aug-26						
Sep-26						
Oct-26						
Nov-26						
Dec-26						
Jan-27						
Feb-27						
Mar-27						
Apr-27						
May-27						
Jun-27						
Jul-27						
Aug-27						
Sep-27						
Oct-27						
Nov-27						
Dec-27						
Jan-28	MKT Minus Aaa and Aa Avg			(0.0040)	0.0038	-0.0078
Feb-28	MKT Minus Aaa and Aa Avg			(0.0125)	0.0038	-0.0163
Mar-28	MKT Minus Aaa and Aa Avg			0.1101	0.0038	0.1063
Apr-28	MKT Minus Aaa and Aa Avg			0.0345	0.0038	0.0307
May-28	MKT Minus Aaa and Aa Avg			0.0197	0.0038	0.0159
Jun-28	MKT Minus Aaa and Aa Avg			(0.0385)	0.0039	-0.0424
Jul-28	MKT Minus Aaa and Aa Avg			0.0141	0.0039	0.0102
Aug-28	MKT Minus Aaa and Aa Avg			0.0803	0.0039	0.0764
Sep-28	MKT Minus Aaa and Aa Avg			0.0259	0.0039	0.0220
Oct-28	MKT Minus Aaa and Aa Avg			0.0168	0.0039	0.0129

Trading Date	Company Name	Ticker	Closing Price	Total Return	Dividend Amount	Aaa and AæRP
Nov-28	MKT Minus	Aaa and Aa Avg		0.1292		0.0039 0.1253
Dec-28	MKT Minus	Aaa and Aa Avg		0.0049		0.0039 0.0010
Jan-29	MKT Minus	Aaa and Aa Avg		0.0583		0.0039 0.0544
Feb-29	MKT Minus	Aaa and Aa Avg		(0.0019)		0.0040 -0.0059
Mar-29	MKT Minus	Aaa and Aa Avg		(0.0012)		0.0040 -0.0052
Apr-29	MKT Minus	Aaa and Aa Avg		0.0176		0.0040 0.0136
May-29	MKT Minus	Aaa and Aa Avg		(0.0362)		0.0040 -0.0402
Jun-29	MKT Minus	Aaa and Aa Avg		0.1140		0.0041 0.1099
Jul-29	MKT Minus	Aaa and Aa Avg		0.0471		0.0041 0.0430
Aug-29	MKT Minus	Aaa and Aa Avg		0.1028		0.0041 0.0987
Sep-29	MKT Minus	Aaa and Aa Avg		(0.0476)		0.0041 -0.0517
Oct-29	MKT Minus	Aaa and Aa Avg		(0.1973)		0.0041 -0.2014
Nov-29	MKT Minus	Aaa and Aa Avg		(0.1246)		0.0040 -0.1286
Dec-29	MKT Minus	Aaa and Aa Avg		0.0282		0.0040 0.0242
Jan-30	MKT Minus	Aaa and Aa Avg		0.0639		0.0040 0.0599
Feb-30	MKT Minus	Aaa and Aa Avg		0.0259		0.0040 0.0219
Mar-30	MKT Minus	Aaa and Aa Avg		0.0812		0.0039 0.0773
Apr-30	MKT Minus	Aaa and Aa Avg		(0.0080)		0.0039 -0.0119
May-30	MKT Minus	Aaa and Aa Avg		(0.0096)		0.0039 -0.0135
Jun-30	MKT Minus	Aaa and Aa Avg		(0.1625)		0.0039 -0.1664
Jul-30	MKT Minus	Aaa and Aa Avg		0.0386		0.0039 0.0347
Aug-30	MKT Minus	Aaa and Aa Avg		0.0141		0.0038 0.0103
Sep-30	MKT Minus	Aaa and Aa Avg		(0.1282)		0.0038 -0.1320
Oct-30	MKT Minus	Aaa and Aa Avg		(0.0855)		0.0038 -0.0893
Nov-30	MKT Minus	Aaa and Aa Avg		(0.0089)		0.0038 -0.0127
Dec-30	MKT Minus	Aaa and Aa Avg		(0.0706)		0.0039 -0.0745
Jan-31	MKT Minus	Aaa and Aa Avg		0.0502		0.0038 0.0464
Feb-31	MKT Minus	Aaa and Aa Avg		0.1193		0.0038 0.1155
Mar-31	MKT Minus	Aaa and Aa Avg		(0.0675)		0.0038 -0.0713
Apr-31	MKT Minus	Aaa and Aa Avg		(0.0935)		0.0038 -0.0973
May-31	MKT Minus	Aaa and Aa Avg		(0.1279)		0.0038 -0.1317
Jun-31	MKT Minus	Aaa and Aa Avg		0.1421		0.0038 0.1383
Jul-31	MKT Minus	Aaa and Aa Avg		(0.0722)		0.0038 -0.0760
Aug-31	MKT Minus	Aaa and Aa Avg		0.0182		0.0039 0.0143

Trading Date	Company Name	Ticker	Closing Price	Total Return	Dividend Amount	Aaa and Aa RP
Sep-31	MKT Minus Aaa and Aa Avg			(0.2973)		0.0040 -0.3013
Oct-31	MKT Minus Aaa and Aa Avg			0.0896		0.0044 0.0852
Nov-31	MKT Minus Aaa and Aa Avg			(0.0798)		0.0044 -0.0842
Dec-31	MKT Minus Aaa and Aa Avg			(0.1400)		0.0048 -0.1448
Jan-32	MKT Minus Aaa and Aa Avg			(0.0271)		0.0047 -0.0318
Feb-32	MKT Minus Aaa and Aa Avg			0.0570		0.0047 0.0523
Mar-32	MKT Minus Aaa and Aa Avg			(0.1158)		0.0045 -0.1203
Apr-32	MKT Minus Aaa and Aa Avg			(0.1997)		0.0047 -0.2044
May-32	MKT Minus Aaa and Aa Avg			(0.2196)		0.0049 -0.2245
Jun-32	MKT Minus Aaa and Aa Avg			(0.0022)		0.0050 -0.0072
Jul-32	MKT Minus Aaa and Aa Avg			0.3815		0.0049 0.3766
Aug-32	MKT Minus Aaa and Aa Avg			0.3869		0.0045 0.3824
Sep-32	MKT Minus Aaa and Aa Avg			(0.0346)		0.0043 -0.0389
Oct-32	MKT Minus Aaa and Aa Avg			(0.1349)		0.0042 -0.1391
Nov-32	MKT Minus Aaa and Aa Avg			(0.0417)		0.0043 -0.0460
Dec-32	MKT Minus Aaa and Aa Avg			0.0565		0.0042 0.0523
Jan-33	MKT Minus Aaa and Aa Avg			0.0087		0.0041 0.0046
Feb-33	MKT Minus Aaa and Aa Avg			(0.1772)		0.0041 -0.1813
Mar-33	MKT Minus Aaa and Aa Avg			0.0353		0.0043 0.0310
Apr-33	MKT Minus Aaa and Aa Avg			0.4256		0.0044 0.4212
May-33	MKT Minus Aaa and Aa Avg			0.1683		0.0042 0.1641
Jun-33	MKT Minus Aaa and Aa Avg			0.1338		0.0040 0.1298
Jul-33	MKT Minus Aaa and Aa Avg			(0.0862)		0.0038 -0.0900
Aug-33	MKT Minus Aaa and Aa Avg			0.1206		0.0038 0.1168
Sep-33	MKT Minus Aaa and Aa Avg			(0.1118)		0.0039 -0.1157
Oct-33	MKT Minus Aaa and Aa Avg			(0.0855)		0.0039 -0.0894
Nov-33	MKT Minus Aaa and Aa Avg			0.1127		0.0041 0.1086
Dec-33	MKT Minus Aaa and Aa Avg			0.0253		0.0041 0.0212
Jan-34	MKT Minus Aaa and Aa Avg			0.1069		0.0039 0.1030
Feb-34	MKT Minus Aaa and Aa Avg			(0.0322)		0.0037 -0.0359
Mar-34	MKT Minus Aaa and Aa Avg			-		0.0036 -0.0036
Apr-34	MKT Minus Aaa and Aa Avg			(0.0251)		0.0035 -0.0286
May-34	MKT Minus Aaa and Aa Avg			(0.0736)		0.0035 -0.0771
Jun-34	MKT Minus Aaa and Aa Avg			0.0229		0.0034 0.0195

Trading Date	Company Name	Ticker	Closing Price	Total Return	Dividend Amount	Aaa and Aa RP
Jul-34	MKT Minus			(0.1132)		0.0034 -0.1166
Aug-34	MKT Minus			0.0611		0.0034 0.0577
Sep-34	MKT Minus			(0.0033)		0.0035 -0.0068
Oct-34	MKT Minus			(0.0286)		0.0034 -0.0320
Nov-34	MKT Minus			0.0942		0.0034 0.0908
Dec-34	MKT Minus			(0.0010)		0.0034 -0.0044
Jan-35	MKT Minus			(0.0411)		0.0033 -0.0444
Feb-35	MKT Minus			(0.0341)		0.0033 -0.0374
Mar-35	MKT Minus			(0.0286)		0.0032 -0.0318
Apr-35	MKT Minus			0.0980		0.0032 0.0948
May-35	MKT Minus			0.0409		0.0032 0.0377
Jun-35	MKT Minus			0.0699		0.0032 0.0667
Jul-35	MKT Minus			0.0850		0.0031 0.0819
Aug-35	MKT Minus			0.0280		0.0031 0.0249
Sep-35	MKT Minus			0.0256		0.0031 0.0225
Oct-35	MKT Minus			0.0777		0.0031 0.0746
Nov-35	MKT Minus			0.0474		0.0030 0.0444
Dec-35	MKT Minus			0.0394		0.0030 0.0364
Jan-36	MKT Minus			0.0670		0.0029 0.0641
Feb-36	MKT Minus			0.0224		0.0029 0.0195
Mar-36	MKT Minus			0.0268		0.0029 0.0240
Apr-36	MKT Minus			(0.0751)		0.0029 -0.0780
May-36	MKT Minus			0.0545		0.0028 0.0517
Jun-36	MKT Minus			0.0333		0.0028 0.0305
Jul-36	MKT Minus			0.0701		0.0028 0.0673
Aug-36	MKT Minus			0.0151		0.0028 0.0123
Sep-36	MKT Minus			0.0031		0.0027 0.0004
Oct-36	MKT Minus			0.0775		0.0027 0.0748
Nov-36	MKT Minus			0.0134		0.0027 0.0107
Dec-36	MKT Minus			(0.0029)		0.0027 -0.0056
Jan-37	MKT Minus			0.0390		0.0027 0.0363
Feb-37	MKT Minus			0.0191		0.0028 0.0163
Mar-37	MKT Minus			(0.0077)		0.0028 -0.0105
Apr-37	MKT Minus			(0.0809)		0.0029 -0.0838

Trading Date	Company Name	Ticker	Closing Price	Total Return	Dividend Amount	Aaa and Aa RP
May-37	MKT Minus	Aaa and Aa Avg		(0.0024)		0.0028 -0.0052
Jun-37	MKT Minus	Aaa and Aa Avg		(0.0504)		0.0028 -0.0532
Jul-37	MKT Minus	Aaa and Aa Avg		0.1045		0.0028 0.1017
Aug-37	MKT Minus	Aaa and Aa Avg		(0.0483)		0.0028 -0.0511
Sep-37	MKT Minus	Aaa and Aa Avg		(0.1403)		0.0028 -0.1431
Oct-37	MKT Minus	Aaa and Aa Avg		(0.0981)		0.0028 -0.1009
Nov-37	MKT Minus	Aaa and Aa Avg		(0.0866)		0.0028 -0.0894
Dec-37	MKT Minus	Aaa and Aa Avg		(0.0459)		0.0028 -0.0487
Jan-38	MKT Minus	Aaa and Aa Avg		0.0152		0.0028 0.0124
Feb-38	MKT Minus	Aaa and Aa Avg		0.0674		0.0028 0.0646
Mar-38	MKT Minus	Aaa and Aa Avg		(0.2487)		0.0028 -0.2515
Apr-38	MKT Minus	Aaa and Aa Avg		0.1447		0.0029 0.1418
May-38	MKT Minus	Aaa and Aa Avg		(0.0330)		0.0028 -0.0358
Jun-38	MKT Minus	Aaa and Aa Avg		0.2503		0.0029 0.2474
Jul-38	MKT Minus	Aaa and Aa Avg		0.0744		0.0029 0.0716
Aug-38	MKT Minus	Aaa and Aa Avg		(0.0226)		0.0028 -0.0254
Sep-38	MKT Minus	Aaa and Aa Avg		0.0166		0.0028 0.0138
Oct-38	MKT Minus	Aaa and Aa Avg		0.0776		0.0028 0.0748
Nov-38	MKT Minus	Aaa and Aa Avg		(0.0273)		0.0027 -0.0300
Dec-38	MKT Minus	Aaa and Aa Avg		0.0401		0.0027 0.0374
Jan-39	MKT Minus	Aaa and Aa Avg		(0.0674)		0.0026 -0.0700
Feb-39	MKT Minus	Aaa and Aa Avg		0.0390		0.0026 0.0364
Mar-39	MKT Minus	Aaa and Aa Avg		(0.1339)		0.0026 -0.1365
Apr-39	MKT Minus	Aaa and Aa Avg		(0.0027)		0.0026 -0.0053
May-39	MKT Minus	Aaa and Aa Avg		0.0733		0.0026 0.0707
Jun-39	MKT Minus	Aaa and Aa Avg		(0.0612)		0.0025 -0.0637
Jul-39	MKT Minus	Aaa and Aa Avg		0.1105		0.0025 0.1080
Aug-39	MKT Minus	Aaa and Aa Avg		(0.0648)		0.0025 -0.0673
Sep-39	MKT Minus	Aaa and Aa Avg		0.1673		0.0028 0.1645
Oct-39	MKT Minus	Aaa and Aa Avg		(0.0123)		0.0027 -0.0150
Nov-39	MKT Minus	Aaa and Aa Avg		(0.0398)		0.0026 -0.0424
Dec-39	MKT Minus	Aaa and Aa Avg		0.0270		0.0025 0.0245
Jan-40	MKT Minus	Aaa and Aa Avg		(0.0336)		0.0025 -0.0361
Feb-40	MKT Minus	Aaa and Aa Avg		0.0133		0.0025 0.0108

Trading Date	Company Name	Ticker	Closing Price	Total Return	Dividend Amount	Aaa and Aa RP
Mar-40	MKT Minus Aaa and Aa Avg			0.0124		0.0025 0.0100
Apr-40	MKT Minus Aaa and Aa Avg			(0.0024)		0.0024 -0.0048
May-40	MKT Minus Aaa and Aa Avg			(0.2289)		0.0025 -0.2314
Jun-40	MKT Minus Aaa and Aa Avg			0.0809		0.0025 0.0784
Jul-40	MKT Minus Aaa and Aa Avg			0.0341		0.0025 0.0316
Aug-40	MKT Minus Aaa and Aa Avg			0.0350		0.0025 0.0326
Sep-40	MKT Minus Aaa and Aa Avg			0.0123		0.0024 0.0099
Oct-40	MKT Minus Aaa and Aa Avg			0.0422		0.0024 0.0398
Nov-40	MKT Minus Aaa and Aa Avg			(0.0316)		0.0024 -0.0340
Dec-40	MKT Minus Aaa and Aa Avg			0.0009		0.0023 -0.0014
Jan-41	MKT Minus Aaa and Aa Avg			(0.0463)		0.0024 -0.0487
Feb-41	MKT Minus Aaa and Aa Avg			(0.0060)		0.0024 -0.0084
Mar-41	MKT Minus Aaa and Aa Avg			0.0071		0.0024 0.0047
Apr-41	MKT Minus Aaa and Aa Avg			(0.0612)		0.0024 -0.0636
May-41	MKT Minus Aaa and Aa Avg			0.0183		0.0024 0.0159
Jun-41	MKT Minus Aaa and Aa Avg			0.0578		0.0024 0.0554
Jul-41	MKT Minus Aaa and Aa Avg			0.0579		0.0024 0.0556
Aug-41	MKT Minus Aaa and Aa Avg			0.0010		0.0024 -0.0014
Sep-41	MKT Minus Aaa and Aa Avg			(0.0068)		0.0024 -0.0092
Oct-41	MKT Minus Aaa and Aa Avg			(0.0657)		0.0023 -0.0680
Nov-41	MKT Minus Aaa and Aa Avg			(0.0284)		0.0023 -0.0307
Dec-41	MKT Minus Aaa and Aa Avg			(0.0407)		0.0024 -0.0431
Jan-42	MKT Minus Aaa and Aa Avg			0.0161		0.0024 0.0137
Feb-42	MKT Minus Aaa and Aa Avg			(0.0159)		0.0024 -0.0183
Mar-42	MKT Minus Aaa and Aa Avg			(0.0652)		0.0024 -0.0676
Apr-42	MKT Minus Aaa and Aa Avg			(0.0399)		0.0024 -0.0423
May-42	MKT Minus Aaa and Aa Avg			0.0796		0.0024 0.0772
Jun-42	MKT Minus Aaa and Aa Avg			0.0221		0.0024 0.0197
Jul-42	MKT Minus Aaa and Aa Avg			0.0337		0.0024 0.0313
Aug-42	MKT Minus Aaa and Aa Avg			0.0164		0.0024 0.0140
Sep-42	MKT Minus Aaa and Aa Avg			0.0290		0.0024 0.0266
Oct-42	MKT Minus Aaa and Aa Avg			0.0678		0.0024 0.0654
Nov-42	MKT Minus Aaa and Aa Avg			(0.0021)		0.0024 -0.0045
Dec-42	MKT Minus Aaa and Aa Avg			0.0549		0.0024 0.0525

Trading Date	Company Name	Ticker	Closing Price	Total Return	Dividend Amount	Aaa and Aa RP
Jan-43	MKT Minus			0.0737		0.0024 0.0713
Feb-43	MKT Minus			0.0583		0.0024 0.0559
Mar-43	MKT Minus			0.0545		0.0024 0.0522
Apr-43	MKT Minus			0.0035		0.0024 0.0012
May-43	MKT Minus			0.0552		0.0023 0.0529
Jun-43	MKT Minus			0.0223		0.0023 0.0200
Jul-43	MKT Minus			(0.0526)		0.0023 -0.0549
Aug-43	MKT Minus			0.0171		0.0023 0.0148
Sep-43	MKT Minus			0.0263		0.0023 0.0240
Oct-43	MKT Minus			(0.0108)		0.0023 -0.0131
Nov-43	MKT Minus			(0.0654)		0.0023 -0.0677
Dec-43	MKT Minus			0.0617		0.0023 0.0594
Jan-44	MKT Minus			0.0171		0.0023 0.0148
Feb-44	MKT Minus			0.0042		0.0023 0.0019
Mar-44	MKT Minus			0.0195		0.0023 0.0172
Apr-44	MKT Minus			(0.0100)		0.0023 -0.0123
May-44	MKT Minus			0.0505		0.0023 0.0482
Jun-44	MKT Minus			0.0543		0.0023 0.0520
Jul-44	MKT Minus			(0.0193)		0.0023 -0.0216
Aug-44	MKT Minus			0.0157		0.0023 0.0134
Sep-44	MKT Minus			(0.0008)		0.0023 -0.0031
Oct-44	MKT Minus			0.0023		0.0023 0.0000
Nov-44	MKT Minus			0.0133		0.0023 0.0110
Dec-44	MKT Minus			0.0374		0.0023 0.0351
Jan-45	MKT Minus			0.0158		0.0023 0.0135
Feb-45	MKT Minus			0.0683		0.0022 0.0661
Mar-45	MKT Minus			(0.0441)		0.0022 -0.0463
Apr-45	MKT Minus			0.0902		0.0022 0.0880
May-45	MKT Minus			0.0195		0.0022 0.0173
Jun-45	MKT Minus			(0.0007)		0.0022 -0.0029
Jul-45	MKT Minus			(0.0180)		0.0022 -0.0202
Aug-45	MKT Minus			0.0641		0.0022 0.0619
Sep-45	MKT Minus			0.0438		0.0022 0.0416
Oct-45	MKT Minus			0.0322		0.0022 0.0300

Trading Date	Company Name	Ticker	Closing Price	Total Return	Dividend Amount	Aaa and Aa RP
Nov-45	MKT Minus			0.0396		0.0022 0.0374
Dec-45	MKT Minus			0.0116		0.0022 0.0094
Jan-46	MKT Minus			0.0714		0.0022 0.0693
Feb-46	MKT Minus			(0.0641)		0.0021 -0.0662
Mar-46	MKT Minus			0.0480		0.0021 0.0459
Apr-46	MKT Minus			0.0393		0.0021 0.0372
May-46	MKT Minus			0.0288		0.0021 0.0267
Jun-46	MKT Minus			(0.0370)		0.0021 -0.0391
Jul-46	MKT Minus			(0.0239)		0.0021 -0.0260
Aug-46	MKT Minus			(0.0674)		0.0021 -0.0695
Sep-46	MKT Minus			(0.0997)		0.0022 -0.1019
Oct-46	MKT Minus			(0.0060)		0.0022 -0.0082
Nov-46	MKT Minus			(0.0027)		0.0022 -0.0049
Dec-46	MKT Minus			0.0457		0.0022 0.0435
Jan-47	MKT Minus			0.0255		0.0022 0.0233
Feb-47	MKT Minus			(0.0077)		0.0022 -0.0099
Mar-47	MKT Minus			(0.0149)		0.0022 -0.0171
Apr-47	MKT Minus			(0.0363)		0.0022 -0.0385
May-47	MKT Minus			0.0014		0.0022 -0.0008
Jun-47	MKT Minus			0.0554		0.0022 0.0532
Jul-47	MKT Minus			0.0381		0.0022 0.0359
Aug-47	MKT Minus			(0.0203)		0.0022 -0.0225
Sep-47	MKT Minus			(0.0111)		0.0022 -0.0133
Oct-47	MKT Minus			0.0238		0.0023 0.0215
Nov-47	MKT Minus			(0.0175)		0.0023 -0.0198
Dec-47	MKT Minus			0.0233		0.0024 0.0209
Jan-48	MKT Minus			(0.0379)		0.0024 -0.0403
Feb-48	MKT Minus			(0.0388)		0.0024 -0.0412
Mar-48	MKT Minus			0.0793		0.0024 0.0769
Apr-48	MKT Minus			0.0292		0.0024 0.0268
May-48	MKT Minus			0.0879		0.0023 0.0856
Jun-48	MKT Minus			0.0054		0.0023 0.0031
Jul-48	MKT Minus			(0.0508)		0.0024 -0.0532
Aug-48	MKT Minus			0.0158		0.0024 0.0134

Trading Date	Company Name	Ticker	Closing Price	Total Return	Dividend Amount	Aaa and Aa RP
Sep-48	MKT Minus	Aaa and Aa Avg		(0.0276)		0.0024 -0.0300
Oct-48	MKT Minus	Aaa and Aa Avg		0.0710		0.0024 0.0686
Nov-48	MKT Minus	Aaa and Aa Avg		(0.0961)		0.0024 -0.0985
Dec-48	MKT Minus	Aaa and Aa Avg		0.0346		0.0024 0.0322
Jan-49	MKT Minus	Aaa and Aa Avg		0.0039		0.0023 0.0016
Feb-49	MKT Minus	Aaa and Aa Avg		(0.0296)		0.0023 -0.0319
Mar-49	MKT Minus	Aaa and Aa Avg		0.0328		0.0023 0.0305
Apr-49	MKT Minus	Aaa and Aa Avg		(0.0179)		0.0023 -0.0202
May-49	MKT Minus	Aaa and Aa Avg		(0.0258)		0.0023 -0.0281
Jun-49	MKT Minus	Aaa and Aa Avg		0.0014		0.0023 -0.0009
Jul-49	MKT Minus	Aaa and Aa Avg		0.0650		0.0023 0.0627
Aug-49	MKT Minus	Aaa and Aa Avg		0.0219		0.0022 0.0197
Sep-49	MKT Minus	Aaa and Aa Avg		0.0263		0.0022 0.0241
Oct-49	MKT Minus	Aaa and Aa Avg		0.0340		0.0022 0.0318
Nov-49	MKT Minus	Aaa and Aa Avg		0.0175		0.0022 0.0153
Dec-49	MKT Minus	Aaa and Aa Avg		0.0486		0.0022 0.0464
Jan-50	MKT Minus	Aaa and Aa Avg		0.0197		0.0022 0.0175
Feb-50	MKT Minus	Aaa and Aa Avg		0.0199		0.0022 0.0177
Mar-50	MKT Minus	Aaa and Aa Avg		0.0070		0.0022 0.0048
Apr-50	MKT Minus	Aaa and Aa Avg		0.0486		0.0022 0.0464
May-50	MKT Minus	Aaa and Aa Avg		0.0509		0.0022 0.0487
Jun-50	MKT Minus	Aaa and Aa Avg		(0.0548)		0.0022 -0.0570
Jul-50	MKT Minus	Aaa and Aa Avg		0.0119		0.0022 0.0097
Aug-50	MKT Minus	Aaa and Aa Avg		0.0443		0.0022 0.0421
Sep-50	MKT Minus	Aaa and Aa Avg		0.0592		0.0022 0.0570
Oct-50	MKT Minus	Aaa and Aa Avg		0.0093		0.0022 0.0071
Nov-50	MKT Minus	Aaa and Aa Avg		0.0169		0.0022 0.0147
Dec-50	MKT Minus	Aaa and Aa Avg		0.0513		0.0022 0.0491
Jan-51	MKT Minus	Aaa and Aa Avg		0.0637		0.0022 0.0615
Feb-51	MKT Minus	Aaa and Aa Avg		0.0157		0.0022 0.0135
Mar-51	MKT Minus	Aaa and Aa Avg		(0.0156)		0.0023 -0.0179
Apr-51	MKT Minus	Aaa and Aa Avg		0.0509		0.0024 0.0485
May-51	MKT Minus	Aaa and Aa Avg		(0.0299)		0.0024 -0.0323
Jun-51	MKT Minus	Aaa and Aa Avg		(0.0228)		0.0025 -0.0253

Trading Date	Company Name	Ticker	Closing Price	Total Return	Dividend Amount	Aaa and Aa RP
Jul-51	MKT Minus			0.0711		0.0025 0.0686
Aug-51	MKT Minus			0.0478		0.0024 0.0454
Sep-51	MKT Minus			0.0013		0.0024 -0.0011
Oct-51	MKT Minus			(0.0103)		0.0024 -0.0127
Nov-51	MKT Minus			0.0096		0.0025 0.0071
Dec-51	MKT Minus			0.0424		0.0025 0.0399
Jan-52	MKT Minus			0.0181		0.0025 0.0156
Feb-52	MKT Minus			(0.0282)		0.0025 -0.0307
Mar-52	MKT Minus			0.0503		0.0025 0.0478
Apr-52	MKT Minus			(0.0402)		0.0025 -0.0427
May-52	MKT Minus			0.0343		0.0025 0.0318
Jun-52	MKT Minus			0.0490		0.0025 0.0465
Jul-52	MKT Minus			0.0196		0.0025 0.0171
Aug-52	MKT Minus			(0.0071)		0.0025 -0.0096
Sep-52	MKT Minus			(0.0176)		0.0025 -0.0201
Oct-52	MKT Minus			0.0020		0.0025 -0.0005
Nov-52	MKT Minus			0.0571		0.0025 0.0546
Dec-52	MKT Minus			0.0382		0.0025 0.0357
Jan-53	MKT Minus			(0.0049)		0.0025 -0.0074
Feb-53	MKT Minus			(0.0106)		0.0026 -0.0132
Mar-53	MKT Minus			(0.0212)		0.0026 -0.0238
Apr-53	MKT Minus			(0.0237)		0.0027 -0.0264
May-53	MKT Minus			0.0077		0.0028 0.0049
Jun-53	MKT Minus			(0.0134)		0.0029 -0.0163
Jul-53	MKT Minus			0.0273		0.0028 0.0245
Aug-53	MKT Minus			(0.0501)		0.0028 -0.0529
Sep-53	MKT Minus			0.0034		0.0028 0.0006
Oct-53	MKT Minus			0.0540		0.0027 0.0513
Nov-53	MKT Minus			0.0204		0.0027 0.0177
Dec-53	MKT Minus			0.0052		0.0027 0.0025
Jan-54	MKT Minus			0.0536		0.0026 0.0510
Feb-54	MKT Minus			0.0111		0.0025 0.0086
Mar-54	MKT Minus			0.0325		0.0025 0.0300
Apr-54	MKT Minus			0.0516		0.0024 0.0492

Trading Date	Company Name	Ticker	Closing Price	Total Return	Dividend Amount	Aaa and Aa RP
May-54	MKT Minus	Aaa and Aa Avg		0.0418		0.0025 0.0393
Jun-54	MKT Minus	Aaa and Aa Avg		0.0031		0.0025 0.0006
Jul-54	MKT Minus	Aaa and Aa Avg		0.0589		0.0025 0.0564
Aug-54	MKT Minus	Aaa and Aa Avg		(0.0275)		0.0025 -0.0300
Sep-54	MKT Minus	Aaa and Aa Avg		0.0851		0.0025 0.0826
Oct-54	MKT Minus	Aaa and Aa Avg		(0.0167)		0.0025 -0.0192
Nov-54	MKT Minus	Aaa and Aa Avg		0.0909		0.0025 0.0884
Dec-54	MKT Minus	Aaa and Aa Avg		0.0534		0.0025 0.0509
Jan-55	MKT Minus	Aaa and Aa Avg		0.0197		0.0025 0.0172
Feb-55	MKT Minus	Aaa and Aa Avg		0.0098		0.0025 0.0073
Mar-55	MKT Minus	Aaa and Aa Avg		(0.0030)		0.0026 -0.0056
Apr-55	MKT Minus	Aaa and Aa Avg		0.0396		0.0026 0.0370
May-55	MKT Minus	Aaa and Aa Avg		0.0055		0.0026 0.0029
Jun-55	MKT Minus	Aaa and Aa Avg		0.0841		0.0026 0.0815
Jul-55	MKT Minus	Aaa and Aa Avg		0.0622		0.0026 0.0596
Aug-55	MKT Minus	Aaa and Aa Avg		(0.0025)		0.0026 -0.0051
Sep-55	MKT Minus	Aaa and Aa Avg		0.0130		0.0026 0.0104
Oct-55	MKT Minus	Aaa and Aa Avg		(0.0284)		0.0026 -0.0310
Nov-55	MKT Minus	Aaa and Aa Avg		0.0827		0.0026 0.0801
Dec-55	MKT Minus	Aaa and Aa Avg		0.0015		0.0027 -0.0012
Jan-56	MKT Minus	Aaa and Aa Avg		(0.0347)		0.0026 -0.0373
Feb-56	MKT Minus	Aaa and Aa Avg		0.0413		0.0026 0.0387
Mar-56	MKT Minus	Aaa and Aa Avg		0.0710		0.0026 0.0684
Apr-56	MKT Minus	Aaa and Aa Avg		(0.0004)		0.0027 -0.0031
May-56	MKT Minus	Aaa and Aa Avg		(0.0593)		0.0028 -0.0621
Jun-56	MKT Minus	Aaa and Aa Avg		0.0409		0.0028 0.0381
Jul-56	MKT Minus	Aaa and Aa Avg		0.0530		0.0028 0.0502
Aug-56	MKT Minus	Aaa and Aa Avg		(0.0328)		0.0029 -0.0357
Sep-56	MKT Minus	Aaa and Aa Avg		(0.0440)		0.0030 -0.0470
Oct-56	MKT Minus	Aaa and Aa Avg		0.0066		0.0030 0.0036
Nov-56	MKT Minus	Aaa and Aa Avg		(0.0050)		0.0031 -0.0081
Dec-56	MKT Minus	Aaa and Aa Avg		0.0370		0.0032 0.0338
Jan-57	MKT Minus	Aaa and Aa Avg		(0.0401)		0.0032 -0.0433
Feb-57	MKT Minus	Aaa and Aa Avg		(0.0264)		0.0031 -0.0295

Trading Date	Company Name	Ticker	Closing Price	Total Return	Dividend Amount	Aaa and Aa RP
Mar-57	MKT Minus			0.0215		0.0031 0.0184
Apr-57	MKT Minus			0.0388		0.0031 0.0357
May-57	MKT Minus			0.0437		0.0032 0.0405
Jun-57	MKT Minus			0.0004		0.0033 -0.0029
Jul-57	MKT Minus			0.0131		0.0034 0.0097
Aug-57	MKT Minus			(0.0505)		0.0035 -0.0540
Sep-57	MKT Minus			(0.0602)		0.0035 -0.0637
Oct-57	MKT Minus			(0.0302)		0.0035 -0.0337
Nov-57	MKT Minus			0.0231		0.0035 0.0196
Dec-57	MKT Minus			(0.0395)		0.0033 -0.0428
Jan-58	MKT Minus			0.0445		0.0031 0.0414
Feb-58	MKT Minus			(0.0141)		0.0031 -0.0172
Mar-58	MKT Minus			0.0328		0.0031 0.0297
Apr-58	MKT Minus			0.0337		0.0031 0.0306
May-58	MKT Minus			0.0212		0.0031 0.0181
Jun-58	MKT Minus			0.0279		0.0031 0.0248
Jul-58	MKT Minus			0.0449		0.0031 0.0418
Aug-58	MKT Minus			0.0176		0.0033 0.0143
Sep-58	MKT Minus			0.0501		0.0035 0.0466
Oct-58	MKT Minus			0.0270		0.0035 0.0235
Nov-58	MKT Minus			0.0284		0.0035 0.0249
Dec-58	MKT Minus			0.0535		0.0034 0.0501
Jan-59	MKT Minus			0.0053		0.0035 0.0018
Feb-59	MKT Minus			0.0049		0.0035 0.0014
Mar-59	MKT Minus			0.0020		0.0035 -0.0015
Apr-59	MKT Minus			0.0402		0.0036 0.0366
May-59	MKT Minus			0.0240		0.0037 0.0203
Jun-59	MKT Minus			(0.0022)		0.0038 -0.0060
Jul-59	MKT Minus			0.0363		0.0038 0.0325
Aug-59	MKT Minus			(0.0102)		0.0038 -0.0140
Sep-59	MKT Minus			(0.0443)		0.0038 -0.0481
Oct-59	MKT Minus			0.0128		0.0039 0.0089
Nov-59	MKT Minus			0.0186		0.0039 0.0147
Dec-59	MKT Minus			0.0292		0.0039 0.0253

Trading Date	Company Name	Ticker	Closing Price	Total Return	Dividend Amount	Aaa and Aa RP
Jan-60	MKT Minus Aaa and Aa Avg			(0.0700)		0.0039 -0.0739
Feb-60	MKT Minus Aaa and Aa Avg			0.0147		0.0039 0.0108
Mar-60	MKT Minus Aaa and Aa Avg			(0.0123)		0.0038 -0.0161
Apr-60	MKT Minus Aaa and Aa Avg			(0.0161)		0.0038 -0.0199
May-60	MKT Minus Aaa and Aa Avg			0.0326		0.0038 0.0288
Jun-60	MKT Minus Aaa and Aa Avg			0.0211		0.0038 0.0173
Jul-60	MKT Minus Aaa and Aa Avg			(0.0234)		0.0037 -0.0271
Aug-60	MKT Minus Aaa and Aa Avg			0.0317		0.0036 0.0281
Sep-60	MKT Minus Aaa and Aa Avg			(0.0590)		0.0036 -0.0626
Oct-60	MKT Minus Aaa and Aa Avg			(0.0007)		0.0036 -0.0043
Nov-60	MKT Minus Aaa and Aa Avg			0.0465		0.0037 0.0428
Dec-60	MKT Minus Aaa and Aa Avg			0.0479		0.0037 0.0442
Jan-61	MKT Minus Aaa and Aa Avg			0.0645		0.0037 0.0608
Feb-61	MKT Minus Aaa and Aa Avg			0.0319		0.0036 0.0283
Mar-61	MKT Minus Aaa and Aa Avg			0.0270		0.0036 0.0234
Apr-61	MKT Minus Aaa and Aa Avg			0.0051		0.0036 0.0015
May-61	MKT Minus Aaa and Aa Avg			0.0239		0.0036 0.0203
Jun-61	MKT Minus Aaa and Aa Avg			(0.0275)		0.0037 -0.0312
Jul-61	MKT Minus Aaa and Aa Avg			0.0342		0.0037 0.0305
Aug-61	MKT Minus Aaa and Aa Avg			0.0243		0.0038 0.0205
Sep-61	MKT Minus Aaa and Aa Avg			(0.0184)		0.0038 -0.0222
Oct-61	MKT Minus Aaa and Aa Avg			0.0298		0.0037 0.0261
Nov-61	MKT Minus Aaa and Aa Avg			0.0447		0.0037 0.0410
Dec-61	MKT Minus Aaa and Aa Avg			0.0046		0.0037 0.0009
Jan-62	MKT Minus Aaa and Aa Avg			(0.0366)		0.0037 -0.0403
Feb-62	MKT Minus Aaa and Aa Avg			0.0209		0.0037 0.0172
Mar-62	MKT Minus Aaa and Aa Avg			(0.0046)		0.0037 -0.0083
Apr-62	MKT Minus Aaa and Aa Avg			(0.0607)		0.0037 -0.0644
May-62	MKT Minus Aaa and Aa Avg			(0.0811)		0.0036 -0.0847
Jun-62	MKT Minus Aaa and Aa Avg			(0.0803)		0.0036 -0.0839
Jul-62	MKT Minus Aaa and Aa Avg			0.0652		0.0037 0.0615
Aug-62	MKT Minus Aaa and Aa Avg			0.0208		0.0037 0.0171
Sep-62	MKT Minus Aaa and Aa Avg			(0.0465)		0.0037 -0.0502
Oct-62	MKT Minus Aaa and Aa Avg			0.0064		0.0036 0.0028

Trading Date	Company Name	Ticker	Closing Price	Total Return	Dividend Amount	Aaa and Aa RP
Nov-62	MKT Minus			0.1086		0.1050
Dec-62	MKT Minus			0.0153	0.0036	0.0117
Jan-63	MKT Minus			0.0506	0.0036	0.0470
Feb-63	MKT Minus			(0.0239)	0.0036	-0.0275
Mar-63	MKT Minus			0.0370	0.0036	0.0334
Apr-63	MKT Minus			0.0500	0.0036	0.0464
May-63	MKT Minus			0.0193	0.0036	0.0157
Jun-63	MKT Minus			(0.0188)	0.0036	-0.0224
Jul-63	MKT Minus			(0.0022)	0.0036	-0.0058
Aug-63	MKT Minus			0.0535	0.0036	0.0499
Sep-63	MKT Minus			(0.0097)	0.0036	-0.0133
Oct-63	MKT Minus			0.0339	0.0036	0.0303
Nov-63	MKT Minus			(0.0046)	0.0037	-0.0083
Dec-63	MKT Minus			0.0262	0.0037	0.0225
Jan-64	MKT Minus			0.0283	0.0037	0.0246
Feb-64	MKT Minus			0.0147	0.0037	0.0110
Mar-64	MKT Minus			0.0165	0.0037	0.0128
Apr-64	MKT Minus			0.0075	0.0037	0.0038
May-64	MKT Minus			0.0162	0.0037	0.0125
Jun-64	MKT Minus			0.0178	0.0037	0.0141
Jul-64	MKT Minus			0.0195	0.0037	0.0158
Aug-64	MKT Minus			(0.0118)	0.0037	-0.0155
Sep-64	MKT Minus			0.0301	0.0037	0.0264
Oct-64	MKT Minus			0.0096	0.0037	0.0059
Nov-64	MKT Minus			0.0005	0.0037	-0.0032
Dec-64	MKT Minus			0.0056	0.0037	0.0019
Jan-65	MKT Minus			0.0345	0.0037	0.0308
Feb-65	MKT Minus			0.0031	0.0037	-0.0006
Mar-65	MKT Minus			(0.0133)	0.0037	-0.0170
Apr-65	MKT Minus			0.0356	0.0037	0.0319
May-65	MKT Minus			(0.0030)	0.0037	-0.0067
Jun-65	MKT Minus			(0.0473)	0.0037	-0.0510
Jul-65	MKT Minus			0.0147	0.0038	0.0109
Aug-65	MKT Minus			0.0272	0.0038	0.0234

Trading Date	Company Name	Ticker	Closing Price	Total Return	Dividend Amount	Aaa and Aa RP
Sep-65	MKT Minus			0.0334		0.0038 0.0296
Oct-65	MKT Minus			0.0289		0.0038 0.0251
Nov-65	MKT Minus			(0.0031)		0.0039 -0.0070
Dec-65	MKT Minus			0.0106		0.0040 0.0067
Jan-66	MKT Minus			0.0062		0.0040 0.0022
Feb-66	MKT Minus			(0.0131)		0.0040 -0.0171
Mar-66	MKT Minus			(0.0205)		0.0042 -0.0247
Apr-66	MKT Minus			0.0220		0.0042 0.0178
May-66	MKT Minus			(0.0492)		0.0042 -0.0534
Jun-66	MKT Minus			(0.0146)		0.0043 -0.0189
Jul-66	MKT Minus			(0.0120)		0.0043 -0.0163
Aug-66	MKT Minus			(0.0725)		0.0045 -0.0770
Sep-66	MKT Minus			(0.0053)		0.0046 -0.0099
Oct-66	MKT Minus			0.0494		0.0045 0.0449
Nov-66	MKT Minus			0.0095		0.0045 0.0050
Dec-66	MKT Minus			0.0002		0.0045 -0.0043
Jan-67	MKT Minus			0.0798		0.0044 0.0754
Feb-67	MKT Minus			0.0072		0.0043 0.0029
Mar-67	MKT Minus			0.0409		0.0043 0.0366
Apr-67	MKT Minus			0.0437		0.0043 0.0394
May-67	MKT Minus			(0.0477)		0.0044 -0.0521
Jun-67	MKT Minus			0.0190		0.0046 0.0144
Jul-67	MKT Minus			0.0468		0.0047 0.0421
Aug-67	MKT Minus			(0.0070)		0.0047 -0.0117
Sep-67	MKT Minus			0.0342		0.0048 0.0294
Oct-67	MKT Minus			(0.0276)		0.0049 -0.0325
Nov-67	MKT Minus			0.0065		0.0051 0.0014
Dec-67	MKT Minus			0.0278		0.0052 0.0226
Jan-68	MKT Minus			(0.0425)		0.0052 -0.0477
Feb-68	MKT Minus			(0.0261)		0.0052 -0.0313
Mar-68	MKT Minus			0.0110		0.0052 0.0058
Apr-68	MKT Minus			0.0834		0.0052 0.0782
May-68	MKT Minus			0.0161		0.0053 0.0108
Jun-68	MKT Minus			0.0105		0.0053 0.0052

Trading Date	Company Name	Ticker	Closing Price	Total Return	Dividend Amount	Aaa and Aa RP
Jul-68	MKT Minus			(0.0172)		0.0053 -0.0225
Aug-68	MKT Minus			0.0164		0.0051 0.0113
Sep-68	MKT Minus			0.0400		0.0051 0.0349
Oct-68	MKT Minus			0.0087		0.0052 0.0035
Nov-68	MKT Minus			0.0531		0.0053 0.0478
Dec-68	MKT Minus			(0.0402)		0.0055 -0.0457
Jan-69	MKT Minus			(0.0068)		0.0056 -0.0124
Feb-69	MKT Minus			(0.0426)		0.0056 -0.0482
Mar-69	MKT Minus			0.0359		0.0058 0.0302
Apr-69	MKT Minus			0.0229		0.0058 0.0171
May-69	MKT Minus			0.0026		0.0057 -0.0031
Jun-69	MKT Minus			(0.0542)		0.0059 -0.0601
Jul-69	MKT Minus			(0.0587)		0.0060 -0.0647
Aug-69	MKT Minus			0.0454		0.0059 0.0395
Sep-69	MKT Minus			(0.0236)		0.0060 -0.0296
Oct-69	MKT Minus			0.0459		0.0062 0.0397
Nov-69	MKT Minus			(0.0297)		0.0062 -0.0359
Dec-69	MKT Minus			(0.0177)		0.0065 -0.0242
Jan-70	MKT Minus			(0.0743)		0.0067 -0.0810
Feb-70	MKT Minus			0.0586		0.0067 0.0519
Mar-70	MKT Minus			0.0030		0.0066 -0.0036
Apr-70	MKT Minus			(0.0889)		0.0066 -0.0955
May-70	MKT Minus			(0.0547)		0.0068 -0.0615
Jun-70	MKT Minus			(0.0482)		0.0071 -0.0553
Jul-70	MKT Minus			0.0752		0.0071 0.0681
Aug-70	MKT Minus			0.0509		0.0069 0.0440
Sep-70	MKT Minus			0.0347		0.0069 0.0278
Oct-70	MKT Minus			(0.0097)		0.0069 -0.0166
Nov-70	MKT Minus			0.0536		0.0069 0.0467
Dec-70	MKT Minus			0.0584		0.0066 0.0518
Jan-71	MKT Minus			0.0419		0.0064 0.0355
Feb-71	MKT Minus			0.0141		0.0061 0.0080
Mar-71	MKT Minus			0.0382		0.0062 0.0320
Apr-71	MKT Minus			0.0377		0.0062 0.0315

Trading Date	Company Name	Ticker	Closing Price	Total Return	Dividend Amount	Aaa and AæRP
May-71	MKT Minus	Aaa and Aa Avg		(0.0367)		0.0064 -0.0431
Jun-71	MKT Minus	Aaa and Aa Avg		0.0021		0.0065 -0.0044
Jul-71	MKT Minus	Aaa and Aa Avg		(0.0399)		0.0065 -0.0464
Aug-71	MKT Minus	Aaa and Aa Avg		0.0412		0.0065 0.0347
Sep-71	MKT Minus	Aaa and Aa Avg		(0.0056)		0.0064 -0.0120
Oct-71	MKT Minus	Aaa and Aa Avg		(0.0404)		0.0063 -0.0467
Nov-71	MKT Minus	Aaa and Aa Avg		0.0027		0.0062 -0.0035
Dec-71	MKT Minus	Aaa and Aa Avg		0.0877		0.0062 0.0815
Jan-72	MKT Minus	Aaa and Aa Avg		0.0194		0.0061 0.0133
Feb-72	MKT Minus	Aaa and Aa Avg		0.0299		0.0062 0.0237
Mar-72	MKT Minus	Aaa and Aa Avg		0.0072		0.0062 0.0010
Apr-72	MKT Minus	Aaa and Aa Avg		0.0057		0.0062 -0.0005
May-72	MKT Minus	Aaa and Aa Avg		0.0219		0.0062 0.0157
Jun-72	MKT Minus	Aaa and Aa Avg		(0.0205)		0.0061 -0.0266
Jul-72	MKT Minus	Aaa and Aa Avg		0.0036		0.0061 -0.0025
Aug-72	MKT Minus	Aaa and Aa Avg		0.0391		0.0061 0.0330
Sep-72	MKT Minus	Aaa and Aa Avg		(0.0036)		0.0061 -0.0097
Oct-72	MKT Minus	Aaa and Aa Avg		0.0107		0.0061 0.0046
Nov-72	MKT Minus	Aaa and Aa Avg		0.0505		0.0060 0.0445
Dec-72	MKT Minus	Aaa and Aa Avg		0.0131		0.0060 0.0071
Jan-73	MKT Minus	Aaa and Aa Avg		(0.0159)		0.0061 -0.0220
Feb-73	MKT Minus	Aaa and Aa Avg		(0.0333)		0.0061 -0.0394
Mar-73	MKT Minus	Aaa and Aa Avg		(0.0002)		0.0062 -0.0064
Apr-73	MKT Minus	Aaa and Aa Avg		(0.0395)		0.0061 -0.0456
May-73	MKT Minus	Aaa and Aa Avg		(0.0139)		0.0062 -0.0201
Jun-73	MKT Minus	Aaa and Aa Avg		(0.0051)		0.0062 -0.0113
Jul-73	MKT Minus	Aaa and Aa Avg		0.0394		0.0063 0.0331
Aug-73	MKT Minus	Aaa and Aa Avg		(0.0318)		0.0065 -0.0383
Sep-73	MKT Minus	Aaa and Aa Avg		0.0415		0.0065 0.0350
Oct-73	MKT Minus	Aaa and Aa Avg		0.0003		0.0064 -0.0061
Nov-73	MKT Minus	Aaa and Aa Avg		(0.1082)		0.0065 -0.1147
Dec-73	MKT Minus	Aaa and Aa Avg		0.0183		0.0065 0.0118
Jan-74	MKT Minus	Aaa and Aa Avg		(0.0085)		0.0066 -0.0151
Feb-74	MKT Minus	Aaa and Aa Avg		0.0019		0.0066 -0.0047

Trading Date	Company Name	Ticker	Closing Price	Total Return	Dividend Amount	Aaa and AæRP
Mar-74	MKT Minus Aaa and Aa Avg			(0.0217)		0.0067 -0.0284
Apr-74	MKT Minus Aaa and Aa Avg			(0.0373)		0.0070 -0.0443
May-74	MKT Minus Aaa and Aa Avg			(0.0272)		0.0071 -0.0343
Jun-74	MKT Minus Aaa and Aa Avg			(0.0128)		0.0072 -0.0200
Jul-74	MKT Minus Aaa and Aa Avg			(0.0759)		0.0074 -0.0833
Aug-74	MKT Minus Aaa and Aa Avg			(0.0828)		0.0076 -0.0904
Sep-74	MKT Minus Aaa and Aa Avg			(0.1170)		0.0079 -0.1249
Oct-74	MKT Minus Aaa and Aa Avg			0.1657		0.0079 0.1578
Nov-74	MKT Minus Aaa and Aa Avg			(0.0448)		0.0076 -0.0524
Dec-74	MKT Minus Aaa and Aa Avg			(0.0177)		0.0075 -0.0252
Jan-75	MKT Minus Aaa and Aa Avg			0.1251		0.0075 0.1176
Feb-75	MKT Minus Aaa and Aa Avg			0.0674		0.0073 0.0601
Mar-75	MKT Minus Aaa and Aa Avg			0.0237		0.0073 0.0164
Apr-75	MKT Minus Aaa and Aa Avg			0.0493		0.0076 0.0417
May-75	MKT Minus Aaa and Aa Avg			0.0509		0.0076 0.0433
Jun-75	MKT Minus Aaa and Aa Avg			0.0462		0.0075 0.0387
Jul-75	MKT Minus Aaa and Aa Avg			(0.0659)		0.0075 -0.0734
Aug-75	MKT Minus Aaa and Aa Avg			(0.0144)		0.0076 -0.0220
Sep-75	MKT Minus Aaa and Aa Avg			(0.0328)		0.0076 -0.0404
Oct-75	MKT Minus Aaa and Aa Avg			0.0637		0.0076 0.0561
Nov-75	MKT Minus Aaa and Aa Avg			0.0313		0.0075 0.0238
Dec-75	MKT Minus Aaa and Aa Avg			(0.0096)		0.0075 -0.0171
Jan-76	MKT Minus Aaa and Aa Avg			0.1199		0.0074 0.1125
Feb-76	MKT Minus Aaa and Aa Avg			(0.0058)		0.0073 -0.0131
Mar-76	MKT Minus Aaa and Aa Avg			0.0326		0.0073 0.0253
Apr-76	MKT Minus Aaa and Aa Avg			(0.0099)		0.0072 -0.0171
May-76	MKT Minus Aaa and Aa Avg			(0.0073)		0.0073 -0.0146
Jun-76	MKT Minus Aaa and Aa Avg			0.0427		0.0073 0.0354
Jul-76	MKT Minus Aaa and Aa Avg			(0.0068)		0.0072 -0.0140
Aug-76	MKT Minus Aaa and Aa Avg			0.0014		0.0071 -0.0057
Sep-76	MKT Minus Aaa and Aa Avg			0.0247		0.0071 0.0177
Oct-76	MKT Minus Aaa and Aa Avg			(0.0206)		0.0070 -0.0276
Nov-76	MKT Minus Aaa and Aa Avg			(0.0009)		0.0070 -0.0079
Dec-76	MKT Minus Aaa and Aa Avg			0.0540		0.0068 0.0472

Trading Date	Company Name	Ticker	Closing Price	Total Return	Dividend Amount	Aaa and Aa RP
Jan-77	MKT Minus			(0.0489)		0.0067 -0.0556
Feb-77	MKT Minus			(0.0151)		0.0068 -0.0219
Mar-77	MKT Minus			(0.0119)		0.0068 -0.0187
Apr-77	MKT Minus			0.0014		0.0068 -0.0054
May-77	MKT Minus			(0.0150)		0.0068 -0.0218
Jun-77	MKT Minus			0.0475		0.0067 0.0408
Jul-77	MKT Minus			(0.0151)		0.0067 -0.0218
Aug-77	MKT Minus			(0.0133)		0.0067 -0.0200
Sep-77	MKT Minus			-		0.0067 -0.0067
Oct-77	MKT Minus			(0.0415)		0.0068 -0.0483
Nov-77	MKT Minus			0.0370		0.0068 0.0302
Dec-77	MKT Minus			0.0048		0.0069 -0.0021
Jan-78	MKT Minus			(0.0596)		0.0071 -0.0667
Feb-78	MKT Minus			(0.0161)		0.0071 -0.0232
Mar-78	MKT Minus			0.0276		0.0071 0.0205
Apr-78	MKT Minus			0.0870		0.0072 0.0798
May-78	MKT Minus			0.0136		0.0073 0.0063
Jun-78	MKT Minus			(0.0152)		0.0074 -0.0226
Jul-78	MKT Minus			0.0560		0.0075 0.0485
Aug-78	MKT Minus			0.0340		0.0074 0.0266
Sep-78	MKT Minus			(0.0048)		0.0073 -0.0121
Oct-78	MKT Minus			(0.0891)		0.0075 -0.0966
Nov-78	MKT Minus			0.0260		0.0076 0.0184
Dec-78	MKT Minus			0.0172		0.0077 0.0095
Jan-79	MKT Minus			0.0421		0.0078 0.0343
Feb-79	MKT Minus			(0.0284)		0.0078 -0.0362
Mar-79	MKT Minus			0.0575		0.0079 0.0496
Apr-79	MKT Minus			0.0036		0.0079 -0.0043
May-79	MKT Minus			(0.0168)		0.0081 -0.0249
Jun-79	MKT Minus			0.0410		0.0079 0.0331
Jul-79	MKT Minus			0.0110		0.0078 0.0032
Aug-79	MKT Minus			0.0611		0.0078 0.0533
Sep-79	MKT Minus			0.0025		0.0080 -0.0055
Oct-79	MKT Minus			(0.0656)		0.0086 -0.0742

Trading Date	Company Name	Ticker	Closing Price	Total Return	Dividend Amount	Aaa and Aa RP
Nov-79	MKT Minus			0.0514		0.0092 0.0422
Dec-79	MKT Minus			0.0192		0.0091 0.0101
Jan-80	MKT Minus			0.0610		0.0094 0.0516
Feb-80	MKT Minus			0.0031		0.0105 -0.0074
Mar-80	MKT Minus			(0.0987)		0.0110 -0.1097
Apr-80	MKT Minus			0.0429		0.0105 0.0324
May-80	MKT Minus			0.0562		0.0095 0.0467
Jun-80	MKT Minus			0.0296		0.0092 0.0204
Jul-80	MKT Minus			0.0676		0.0094 0.0582
Aug-80	MKT Minus			0.0131		0.0099 0.0032
Sep-80	MKT Minus			0.0281		0.0102 0.0179
Oct-80	MKT Minus			0.0187		0.0104 0.0083
Nov-80	MKT Minus			0.1095		0.0110 0.0985
Dec-80	MKT Minus			(0.0315)		0.0112 -0.0427
Jan-81	MKT Minus			(0.0438)		0.0110 -0.0548
Feb-81	MKT Minus			0.0208		0.0114 0.0095
Mar-81	MKT Minus			0.0380		0.0113 0.0267
Apr-81	MKT Minus			(0.0213)		0.0118 -0.0331
May-81	MKT Minus			0.0062		0.0122 -0.0060
Jun-81	MKT Minus			(0.0080)		0.0117 -0.0197
Jul-81	MKT Minus			0.0007		0.0122 -0.0115
Aug-81	MKT Minus			(0.0554)		0.0126 -0.0680
Sep-81	MKT Minus			(0.0502)		0.0131 -0.0633
Oct-81	MKT Minus			0.0528		0.0130 0.0398
Nov-81	MKT Minus			0.0441		0.0122 0.0319
Dec-81	MKT Minus			(0.0265)		0.0122 -0.0387
Jan-82	MKT Minus			(0.0163)		0.0129 -0.0292
Feb-82	MKT Minus			(0.0512)		0.0129 -0.0641
Mar-82	MKT Minus			(0.0060)		0.0124 -0.0184
Apr-82	MKT Minus			0.0414		0.0122 0.0292
May-82	MKT Minus			(0.0288)		0.0121 -0.0409
Jun-82	MKT Minus			(0.0174)		0.0125 -0.0299
Jul-82	MKT Minus			(0.0215)		0.0124 -0.0339
Aug-82	MKT Minus			0.1267		0.0117 0.1150

Trading Date	Company Name	Ticker	Closing Price	Total Return	Dividend Amount	Aaa and Aa RP
Sep-82	MKT Minus			0.0110		0.0111 -0.0001
Oct-82	MKT Minus			0.1126		0.0105 0.1021
Nov-82	MKT Minus			0.0438		0.0101 0.0337
Dec-82	MKT Minus			0.0173		0.0101 0.0072
Jan-83	MKT Minus			0.0348		0.0101 0.0247
Feb-83	MKT Minus			0.0260		0.0102 0.0158
Mar-83	MKT Minus			0.0365		0.0100 0.0265
Apr-83	MKT Minus			0.0758		0.0098 0.0660
May-83	MKT Minus			(0.0052)		0.0098 -0.0150
Jun-83	MKT Minus			0.0382		0.0100 0.0282
Jul-83	MKT Minus			(0.0313)		0.0102 -0.0415
Aug-83	MKT Minus			0.0170		0.0105 0.0065
Sep-83	MKT Minus			0.0136		0.0104 0.0032
Oct-83	MKT Minus			(0.0134)		0.0103 -0.0237
Nov-83	MKT Minus			0.0233		0.0104 0.0129
Dec-83	MKT Minus			(0.0061)		0.0106 -0.0167
Jan-84	MKT Minus			(0.0065)		0.0104 -0.0169
Feb-84	MKT Minus			(0.0328)		0.0103 -0.0431
Mar-84	MKT Minus			0.0171		0.0107 0.0064
Apr-84	MKT Minus			0.0069		0.0110 -0.0041
May-84	MKT Minus			(0.0534)		0.0114 -0.0648
Jun-84	MKT Minus			0.0221		0.0116 0.0105
Jul-84	MKT Minus			(0.0143)		0.0115 -0.0258
Aug-84	MKT Minus			0.1125		0.0110 0.1015
Sep-84	MKT Minus			0.0002		0.0108 -0.0106
Oct-84	MKT Minus			0.0026		0.0107 -0.0081
Nov-84	MKT Minus			(0.0101)		0.0104 -0.0205
Dec-84	MKT Minus			0.0253		0.0103 0.0150
Jan-85	MKT Minus			0.0768		0.0102 0.0666
Feb-85	MKT Minus			0.0137		0.0103 0.0034
Mar-85	MKT Minus			0.0018		0.0106 -0.0088
Apr-85	MKT Minus			(0.0032)		0.0104 -0.0136
May-85	MKT Minus			0.0615		0.0100 0.0515
Jun-85	MKT Minus			0.0159		0.0093 0.0066

Trading Date	Company Name	Ticker	Closing Price	Total Return	Dividend Amount	Aaa and Aa RP
Jul-85	MKT Minus			(0.0026)		0.0093 -0.0119
Aug-85	MKT Minus			(0.0061)		0.0094 -0.0155
Sep-85	MKT Minus			(0.0321)		0.0094 -0.0415
Oct-85	MKT Minus			0.0447		0.0094 0.0353
Nov-85	MKT Minus			0.0716		0.0090 0.0626
Dec-85	MKT Minus			0.0467		0.0087 0.0380
Jan-86	MKT Minus			0.0044		0.0085 -0.0041
Feb-86	MKT Minus			0.0761		0.0083 0.0679
Mar-86	MKT Minus			0.0554		0.0077 0.0477
Apr-86	MKT Minus			(0.0124)		0.0075 -0.0199
May-86	MKT Minus			0.0549		0.0077 0.0472
Jun-86	MKT Minus			0.0166		0.0078 0.0088
Jul-86	MKT Minus			(0.0569)		0.0076 -0.0645
Aug-86	MKT Minus			0.0748		0.0075 0.0673
Sep-86	MKT Minus			(0.0822)		0.0076 -0.0898
Oct-86	MKT Minus			0.0556		0.0076 0.0480
Nov-86	MKT Minus			0.0256		0.0075 0.0182
Dec-86	MKT Minus			(0.0264)		0.0073 -0.0337
Jan-87	MKT Minus			0.1343		0.0072 0.1271
Feb-87	MKT Minus			0.0413		0.0072 0.0341
Mar-87	MKT Minus			0.0272		0.0072 0.0200
Apr-87	MKT Minus			(0.0088)		0.0075 -0.0163
May-87	MKT Minus			0.0103		0.0079 0.0024
Jun-87	MKT Minus			0.0499		0.0079 0.0420
Jul-87	MKT Minus			0.0498		0.0079 0.0419
Aug-87	MKT Minus			0.0385		0.0081 0.0304
Sep-87	MKT Minus			(0.0220)		0.0086 -0.0306
Oct-87	MKT Minus			(0.2152)		0.0089 -0.2241
Nov-87	MKT Minus			(0.0819)		0.0085 -0.0904
Dec-87	MKT Minus			0.0738		0.0085 0.0653
Jan-88	MKT Minus			0.0427		0.0083 0.0344
Feb-88	MKT Minus			0.0470		0.0079 0.0391
Mar-88	MKT Minus			(0.0302)		0.0079 -0.0381
Apr-88	MKT Minus			0.0108		0.0081 0.0027

Trading Date	Company Name	Ticker	Closing Price	Total Return	Dividend Amount	Aaa and Aa RP
May-88	MKT Minus			0.0078		0.0083 -0.0005
Jun-88	MKT Minus			0.0464		0.0083 0.0381
Jul-88	MKT Minus			(0.0040)		0.0084 -0.0124
Aug-88	MKT Minus			(0.0331)		0.0085 -0.0416
Sep-88	MKT Minus			0.0424		0.0083 0.0341
Oct-88	MKT Minus			0.0273		0.0080 0.0193
Nov-88	MKT Minus			(0.0142)		0.0080 -0.0222
Dec-88	MKT Minus			0.0181		0.0081 0.0100
Jan-89	MKT Minus			0.0723		0.0081 0.0642
Feb-89	MKT Minus			(0.0249)		0.0081 -0.0330
Mar-89	MKT Minus			0.0236		0.0082 0.0154
Apr-89	MKT Minus			0.0516		0.0082 0.0434
May-89	MKT Minus			0.0402		0.0081 0.0322
Jun-89	MKT Minus			(0.0054)		0.0077 -0.0131
Jul-89	MKT Minus			0.0898		0.0075 0.0823
Aug-89	MKT Minus			0.0193		0.0075 0.0118
Sep-89	MKT Minus			(0.0039)		0.0076 -0.0115
Oct-89	MKT Minus			(0.0233)		0.0075 -0.0308
Nov-89	MKT Minus			0.0208		0.0075 0.0133
Dec-89	MKT Minus			0.0236		0.0075 0.0161
Jan-90	MKT Minus			(0.0671)		0.0076 -0.0747
Feb-90	MKT Minus			0.0129		0.0078 0.0051
Mar-90	MKT Minus			0.0263		0.0079 0.0184
Apr-90	MKT Minus			(0.0247)		0.0080 -0.0327
May-90	MKT Minus			0.0975		0.0080 0.0895
Jun-90	MKT Minus			(0.0070)		0.0078 -0.0148
Jul-90	MKT Minus			(0.0032)		0.0078 -0.0110
Aug-90	MKT Minus			(0.0903)		0.0079 -0.0982
Sep-90	MKT Minus			(0.0492)		0.0081 -0.0573
Oct-90	MKT Minus			(0.0037)		0.0080 -0.0117
Nov-90	MKT Minus			0.0644		0.0079 0.0565
Dec-90	MKT Minus			0.0274		0.0077 0.0197
Jan-91	MKT Minus			0.0442		0.0077 0.0365
Feb-91	MKT Minus			0.0716		0.0075 0.0641

Trading Date	Company Name	Ticker	Closing Price	Total Return	Dividend Amount	Aaa and Aa RP
Mar-91	MKT Minus			0.0238		0.0076 0.0162
Apr-91	MKT Minus			0.0028		0.0075 -0.0047
May-91	MKT Minus			0.0428		0.0075 0.0353
Jun-91	MKT Minus			(0.0457)		0.0076 -0.0533
Jul-91	MKT Minus			0.0468		0.0076 0.0392
Aug-91	MKT Minus			0.0235		0.0074 0.0161
Sep-91	MKT Minus			(0.0164)		0.0073 -0.0237
Oct-91	MKT Minus			0.0134		0.0072 0.0062
Nov-91	MKT Minus			(0.0404)		0.0072 -0.0476
Dec-91	MKT Minus			0.1143		0.0071 0.1073
Jan-92	MKT Minus			(0.0186)		0.0070 -0.0256
Feb-92	MKT Minus			0.0128		0.0071 0.0057
Mar-92	MKT Minus			(0.0196)		0.0071 -0.0267
Apr-92	MKT Minus			0.0291		0.0071 0.0220
May-92	MKT Minus			0.0054		0.0070 -0.0016
Jun-92	MKT Minus			(0.0145)		0.0070 -0.0215
Jul-92	MKT Minus			0.0403		0.0069 0.0335
Aug-92	MKT Minus			(0.0202)		0.0067 -0.0269
Sep-92	MKT Minus			0.0115		0.0067 0.0048
Oct-92	MKT Minus			0.0036		0.0068 -0.0032
Nov-92	MKT Minus			0.0337		0.0069 0.0268
Dec-92	MKT Minus			0.0131		0.0068 0.0063
Jan-93	MKT Minus			0.0073		0.0067 0.0006
Feb-93	MKT Minus			0.0135		0.0065 0.0070
Mar-93	MKT Minus			0.0215		0.0064 0.0151
Apr-93	MKT Minus			(0.0245)		0.0063 -0.0308
May-93	MKT Minus			0.0270		0.0063 0.0207
Jun-93	MKT Minus			0.0033		0.0062 -0.0029
Jul-93	MKT Minus			(0.0047)		0.0061 -0.0108
Aug-93	MKT Minus			0.0381		0.0058 0.0323
Sep-93	MKT Minus			(0.0074)		0.0056 -0.0130
Oct-93	MKT Minus			0.0203		0.0056 0.0147
Nov-93	MKT Minus			(0.0094)		0.0059 -0.0153
Dec-93	MKT Minus			0.0123		0.0059 0.0064

Trading Date	Company Name	Ticker	Closing Price	Total Return	Dividend Amount	Aaa and Aa RP
Jan-94	MKT Minus	Aaa and Aa Avg		0.0335		0.0059 0.0277
Feb-94	MKT Minus	Aaa and Aa Avg		(0.0270)		0.0060 -0.0330
Mar-94	MKT Minus	Aaa and Aa Avg		(0.0435)		0.0060 -0.0495
Apr-94	MKT Minus	Aaa and Aa Avg		0.0130		0.0063 0.0067
May-94	MKT Minus	Aaa and Aa Avg		0.0163		0.0067 0.0096
Jun-94	MKT Minus	Aaa and Aa Avg		(0.0247)		0.0067 -0.0314
Jul-94	MKT Minus	Aaa and Aa Avg		0.0331		0.0068 0.0263
Aug-94	MKT Minus	Aaa and Aa Avg		0.0407		0.0068 0.0339
Sep-94	MKT Minus	Aaa and Aa Avg		(0.0241)		0.0070 -0.0311
Oct-94	MKT Minus	Aaa and Aa Avg		0.0229		0.0072 0.0157
Nov-94	MKT Minus	Aaa and Aa Avg		(0.0367)		0.0073 -0.0440
Dec-94	MKT Minus	Aaa and Aa Avg		0.0146		0.0071 0.0075
Jan-95	MKT Minus	Aaa and Aa Avg		0.0260		0.0071 0.0189
Feb-95	MKT Minus	Aaa and Aa Avg		0.0388		0.0069 0.0319
Mar-95	MKT Minus	Aaa and Aa Avg		0.0296		0.0068 0.0228
Apr-95	MKT Minus	Aaa and Aa Avg		0.0291		0.0067 0.0224
May-95	MKT Minus	Aaa and Aa Avg		0.0395		0.0064 0.0331
Jun-95	MKT Minus	Aaa and Aa Avg		0.0235		0.0061 0.0174
Jul-95	MKT Minus	Aaa and Aa Avg		0.0333		0.0062 0.0271
Aug-95	MKT Minus	Aaa and Aa Avg		0.0027		0.0064 -0.0037
Sep-95	MKT Minus	Aaa and Aa Avg		0.0419		0.0062 0.0357
Oct-95	MKT Minus	Aaa and Aa Avg		(0.0035)		0.0060 -0.0095
Nov-95	MKT Minus	Aaa and Aa Avg		0.0440		0.0059 0.0381
Dec-95	MKT Minus	Aaa and Aa Avg		0.0185		0.0058 0.0127
Jan-96	MKT Minus	Aaa and Aa Avg		0.0344		0.0058 0.0287
Feb-96	MKT Minus	Aaa and Aa Avg		0.0096		0.0059 0.0037
Mar-96	MKT Minus	Aaa and Aa Avg		0.0096		0.0062 0.0034
Apr-96	MKT Minus	Aaa and Aa Avg		0.0147		0.0063 0.0084
May-96	MKT Minus	Aaa and Aa Avg		0.0258		0.0064 0.0194
Jun-96	MKT Minus	Aaa and Aa Avg		0.0041		0.0065 -0.0024
Jul-96	MKT Minus	Aaa and Aa Avg		(0.0445)		0.0064 -0.0509
Aug-96	MKT Minus	Aaa and Aa Avg		0.0212		0.0063 0.0149
Sep-96	MKT Minus	Aaa and Aa Avg		0.0562		0.0065 0.0498
Oct-96	MKT Minus	Aaa and Aa Avg		0.0274		0.0062 0.0212

Trading Date	Company Name	Ticker	Closing Price	Total Return	Dividend Amount	Aaa and AæRP
Nov-96	MKT Minus			0.0759		0.0060 0.0699
Dec-96	MKT Minus			(0.0196)		0.0061 -0.0257
Jan-97	MKT Minus			0.0621		0.0063 0.0558
Feb-97	MKT Minus			0.0081		0.0062 0.0019
Mar-97	MKT Minus			(0.0416)		0.0064 -0.0480
Apr-97	MKT Minus			0.0597		0.0065 0.0532
May-97	MKT Minus			0.0614		0.0064 0.0550
Jun-97	MKT Minus			0.0446		0.0063 0.0383
Jul-97	MKT Minus			0.0794		0.0060 0.0734
Aug-97	MKT Minus			(0.0556)		0.0061 -0.0617
Sep-97	MKT Minus			0.0548		0.0060 0.0488
Oct-97	MKT Minus			(0.0334)		0.0059 -0.0393
Nov-97	MKT Minus			0.0463		0.0058 0.0405
Dec-97	MKT Minus			0.0172		0.0057 0.0115
Jan-98	MKT Minus			0.0111		0.0056 0.0055
Feb-98	MKT Minus			0.0721		0.0056 0.0665
Mar-98	MKT Minus			0.0512		0.0057 0.0455
Apr-98	MKT Minus			0.0101		0.0057 0.0044
May-98	MKT Minus			(0.0172)		0.0057 -0.0229
Jun-98	MKT Minus			0.0406		0.0055 0.0351
Jul-98	MKT Minus			(0.0106)		0.0056 -0.0162
Aug-98	MKT Minus			(0.1446)		0.0055 -0.1501
Sep-98	MKT Minus			0.0641		0.0055 0.0587
Oct-98	MKT Minus			0.0813		0.0054 0.0759
Nov-98	MKT Minus			0.0606		0.0055 0.0551
Dec-98	MKT Minus			0.0576		0.0054 0.0522
Jan-99	MKT Minus			0.0418		0.0054 0.0364
Feb-99	MKT Minus			(0.0311)		0.0055 -0.0366
Mar-99	MKT Minus			0.0400		0.0057 0.0343
Apr-99	MKT Minus			0.0387		0.0057 0.0330
May-99	MKT Minus			(0.0236)		0.0059 -0.0295
Jun-99	MKT Minus			0.0555		0.0061 0.0494
Jul-99	MKT Minus			(0.0312)		0.0061 -0.0373
Aug-99	MKT Minus			(0.0050)		0.0063 -0.0113

Trading Date	Company Name	Ticker	Closing Price	Total Return	Dividend Amount	Aaa and Aa RP
Sep-99	MKT Minus			(0.0274)		0.0063 -0.0337
Oct-99	MKT Minus			0.0633		0.0064 0.0569
Nov-99	MKT Minus			0.0203		0.0062 0.0141
Dec-99	MKT Minus			0.0589		0.0064 0.0525
Jan-00	MKT Minus			(0.0502)		0.0066 -0.0568
Feb-00	MKT Minus			(0.0189)		0.0065 -0.0254
Mar-00	MKT Minus			0.0978		0.0065 0.0913
Apr-00	MKT Minus			(0.0301)		0.0064 -0.0365
May-00	MKT Minus			(0.0205)		0.0068 -0.0273
Jun-00	MKT Minus			0.0246		0.0065 0.0181
Jul-00	MKT Minus			(0.0156)		0.0064 -0.0220
Aug-00	MKT Minus			0.0621		0.0064 0.0557
Sep-00	MKT Minus			(0.0528)		0.0064 -0.0592
Oct-00	MKT Minus			(0.0042)		0.0064 -0.0106
Nov-00	MKT Minus			(0.0788)		0.0063 -0.0851
Dec-00	MKT Minus			0.0049		0.0061 -0.0012
Jan-01	MKT Minus			0.0355		0.0061 0.0294
Feb-01	MKT Minus			(0.0912)		0.0060 -0.0972
Mar-01	MKT Minus			(0.0634)		0.0059 -0.0693
Apr-01	MKT Minus			0.0777		0.0061 0.0716
May-01	MKT Minus			0.0067		0.0062 0.0005
Jun-01	MKT Minus			(0.0243)		0.0061 -0.0304
Jul-01	MKT Minus			(0.0098)		0.0060 -0.0158
Aug-01	MKT Minus			(0.0626)		0.0060 -0.0686
Sep-01	MKT Minus			(0.0808)		0.0060 -0.0868
Oct-01	MKT Minus			0.0191		0.0059 0.0132
Nov-01	MKT Minus			0.0767		0.0058 0.0709
Dec-01	MKT Minus			0.0088		0.0058 0.0030
Jan-02	MKT Minus			(0.0146)		0.0057 -0.0203
Feb-02	MKT Minus			(0.0193)		0.0056 -0.0249
Mar-02	MKT Minus			0.0376		0.0058 0.0318
Apr-02	MKT Minus			(0.0606)		0.0058 -0.0664
May-02	MKT Minus			(0.0074)		0.0058 -0.0132
Jun-02	MKT Minus			(0.0712)		0.0057 -0.0769

Trading Date	Company Name	Ticker	Closing Price	Total Return	Dividend Amount	Aaa and Aa RP
Jul-02	MKT Minus			(0.0780)		0.0056 -0.0836
Aug-02	MKT Minus			0.0066		0.0055 0.0011
Sep-02	MKT Minus			(0.1087)		0.0053 -0.1140
Oct-02	MKT Minus			0.0880		0.0054 0.0826
Nov-02	MKT Minus			0.0589		0.0054 0.0535
Dec-02	MKT Minus			(0.0588)		0.0054 -0.0642
Jan-03	MKT Minus			(0.0262)		0.0053 -0.0315
Feb-03	MKT Minus			(0.0150)		0.0051 -0.0201
Mar-03	MKT Minus			0.0097		0.0051 0.0046
Apr-03	MKT Minus			0.0824		0.0050 0.0774
May-03	MKT Minus			0.0527		0.0046 0.0481
Jun-03	MKT Minus			0.0128		0.0045 0.0083
Jul-03	MKT Minus			0.0176		0.0048 0.0128
Aug-03	MKT Minus			0.0195		0.0051 0.0144
Sep-03	MKT Minus			(0.0106)		0.0049 -0.0155
Oct-03	MKT Minus			0.0566		0.0049 0.0517
Nov-03	MKT Minus			0.0088		0.0049 0.0039
Dec-03	MKT Minus			0.0524		0.0049 0.0475
Jan-04	MKT Minus			0.0184		0.0048 0.0136
Feb-04	MKT Minus			0.0139		0.0047 0.0092
Mar-04	MKT Minus			(0.0151)		0.0046 -0.0197
Apr-04	MKT Minus			(0.0157)		0.0049 -0.0206
May-04	MKT Minus			0.0137		0.0052 0.0085
Jun-04	MKT Minus			0.0194		0.0051 0.0143
Jul-04	MKT Minus			(0.0331)		0.0049 -0.0380
Aug-04	MKT Minus			0.0040		0.0048 -0.0008
Sep-04	MKT Minus			0.0108		0.0047 0.0061
Oct-04	MKT Minus			0.0153		0.0047 0.0107
Nov-04	MKT Minus			0.0405		0.0047 0.0358
Dec-04	MKT Minus			0.0340		0.0047 0.0294
Jan-05	MKT Minus			(0.0244)		0.0046 -0.0290
Feb-05	MKT Minus			0.0210		0.0044 0.0166
Mar-05	MKT Minus			(0.0177)		0.0046 -0.0223
Apr-05	MKT Minus			(0.0190)		0.0045 -0.0235

Trading Date	Company Name	Ticker	Closing Price	Total Return	Dividend Amount	Aaa and Aa RP
May-05	MKT Minus	Aaa and Aa Avg		0.0318		0.0044 0.0275
Jun-05	MKT Minus	Aaa and Aa Avg		0.0014		0.0042 -0.0028
Jul-05	MKT Minus	Aaa and Aa Avg		0.0372		0.0043 0.0330
Aug-05	MKT Minus	Aaa and Aa Avg		(0.0091)		0.0043 -0.0134
Sep-05	MKT Minus	Aaa and Aa Avg		0.0081		0.0043 0.0038
Oct-05	MKT Minus	Aaa and Aa Avg		(0.0167)		0.0045 -0.0212
Nov-05	MKT Minus	Aaa and Aa Avg		0.0378		0.0046 0.0332
Dec-05	MKT Minus	Aaa and Aa Avg		0.0003		0.0045 -0.0042
Jan-06	MKT Minus	Aaa and Aa Avg		0.0265		0.0045 0.0220
Feb-06	MKT Minus	Aaa and Aa Avg		0.0027		0.0045 -0.0018
Mar-06	MKT Minus	Aaa and Aa Avg		0.0124		0.0047 0.0077
Apr-06	MKT Minus	Aaa and Aa Avg		0.0134		0.0049 0.0085
May-06	MKT Minus	Aaa and Aa Avg		(0.0288)		0.0050 -0.0338
Jun-06	MKT Minus	Aaa and Aa Avg		0.0014		0.0050 -0.0036
Jul-06	MKT Minus	Aaa and Aa Avg		0.0062		0.0050 0.0012
Aug-06	MKT Minus	Aaa and Aa Avg		0.0238		0.0048 0.0190
Sep-06	MKT Minus	Aaa and Aa Avg		0.0258		0.0047 0.0211
Oct-06	MKT Minus	Aaa and Aa Avg		0.0326		0.0047 0.0279
Nov-06	MKT Minus	Aaa and Aa Avg		0.0190		0.0045 0.0145
Dec-06	MKT Minus	Aaa and Aa Avg		0.0140		0.0045 0.0095
Jan-07	MKT Minus	Aaa and Aa Avg		0.0151		0.0046 0.0105
Feb-07	MKT Minus	Aaa and Aa Avg		(0.0196)		0.0046 -0.0242
Mar-07	MKT Minus	Aaa and Aa Avg		0.0112		0.0046 0.0066
Apr-07	MKT Minus	Aaa and Aa Avg		0.0443		0.0047 0.0396
May-07	MKT Minus	Aaa and Aa Avg		0.0349		0.0047 0.0302
Jun-07	MKT Minus	Aaa and Aa Avg		(0.0166)		0.0028 -0.0194
Jul-07	MKT Minus	Aaa and Aa Avg		(0.0310)		0.0049 -0.0359
Aug-07	MKT Minus	Aaa and Aa Avg		0.0150		0.0049 0.0101
Sep-07	MKT Minus	Aaa and Aa Avg		0.0375		0.0049 0.0326
Oct-07	MKT Minus	Aaa and Aa Avg		0.0159		0.0048 0.0111
Nov-07	MKT Minus	Aaa and Aa Avg		(0.0418)		0.0047 -0.0465
Dec-07	MKT Minus	Aaa and Aa Avg		(0.0069)		0.0048 -0.0117
Jan-08	MKT Minus	Aaa and Aa Avg		(0.0600)		0.0046 -0.0646
Feb-08	MKT Minus	Aaa and Aa Avg		(0.0352)		0.0048 -0.0400

Trading Date	Company Name	Ticker	Closing Price	Total Return	Dividend Amount	Aaa and Aa RP
Mar-08	MKT Minus	Aaa and Aa Avg		(0.0043)		0.0048 -0.0091
Apr-08	MKT Minus	Aaa and Aa Avg		0.0487		0.0048 0.0439
May-08	MKT Minus	Aaa and Aa Avg		0.0130		0.0048 0.0082
Jun-08	MKT Minus	Aaa and Aa Avg		(0.0843)		0.0049 -0.0892
Jul-08	MKT Minus	Aaa and Aa Avg		(0.0084)		0.0049 -0.0133
Aug-08	MKT Minus	Aaa and Aa Avg		0.0145		0.0049 0.0096
Sep-08	MKT Minus	Aaa and Aa Avg		(0.0891)		0.0049 -0.0940
Oct-08	MKT Minus	Aaa and Aa Avg		(0.1679)		0.0054 -0.1733
Nov-08	MKT Minus	Aaa and Aa Avg		(0.0718)		0.0054 -0.0772
Dec-08	MKT Minus	Aaa and Aa Avg		0.0106		0.0045 0.0061
Jan-09	MKT Minus	Aaa and Aa Avg		(0.0843)		0.0045 -0.0888
Feb-09	MKT Minus	Aaa and Aa Avg		(0.1065)		0.0047 -0.1112
Mar-09	MKT Minus	Aaa and Aa Avg		0.0876		0.0048 0.0828
Apr-09	MKT Minus	Aaa and Aa Avg		0.0957		0.0048 0.0909
May-09	MKT Minus	Aaa and Aa Avg		0.0559		0.0049 0.0510
Jun-09	MKT Minus	Aaa and Aa Avg		0.0020		0.0049 -0.0029
Jul-09	MKT Minus	Aaa and Aa Avg		0.0756		0.0046 0.0710
Aug-09	MKT Minus	Aaa and Aa Avg		0.0361		0.0045 0.0316
Sep-09	MKT Minus	Aaa and Aa Avg		0.0373		0.0043 0.0330
Oct-09	MKT Minus	Aaa and Aa Avg		(0.0186)		0.0043 -0.0229
Nov-09	MKT Minus	Aaa and Aa Avg		0.0600		0.0044 0.0556
Dec-09	MKT Minus	Aaa and Aa Avg		0.0193		0.0045 0.0148
Jan-10	MKT Minus	Aaa and Aa Avg		(0.0360)		0.0045 -0.0405
Feb-10	MKT Minus	Aaa and Aa Avg		0.0310		0.0046 0.0264
Mar-10	MKT Minus	Aaa and Aa Avg		0.0603		0.0045 0.0558
Apr-10	MKT Minus	Aaa and Aa Avg		0.0158		0.0045 0.0113
May-10	MKT Minus	Aaa and Aa Avg		(0.0799)		0.0043 -0.0842
Jun-10	MKT Minus	Aaa and Aa Avg		(0.0523)		0.0042 -0.0565
Jul-10	MKT Minus	Aaa and Aa Avg		0.0707		0.0040 0.0667
Aug-10	MKT Minus	Aaa and Aa Avg		(0.0451)		0.0038 -0.0489
Sep-10	MKT Minus	Aaa and Aa Avg		0.0892		0.0039 0.0853
Oct-10	MKT Minus	Aaa and Aa Avg		0.0380		0.0040 0.0340
Nov-10	MKT Minus	Aaa and Aa Avg		0.0001		0.0041 -0.0040
Dec-10	MKT Minus	Aaa and Aa Avg		0.0668		0.0043 0.0625

Trading Date	Company Name	Ticker	Closing Price	Total Return	Dividend Amount	Aaa and Aa RP
Jan-11	MKT Minus	Aaa and Aa Avg		0.0237		0.0043 0.0194
Feb-11	MKT Minus	Aaa and Aa Avg		0.0343		0.0044 0.0299
Mar-11	MKT Minus	Aaa and Aa Avg		0.0004		0.0043 -0.0039
Apr-11	MKT Minus	Aaa and Aa Avg		0.0296		0.0044 0.0252
May-11	MKT Minus	Aaa and Aa Avg		(0.0113)		0.0042 -0.0155
Jun-11	MKT Minus	Aaa and Aa Avg		(0.0167)		0.0042 -0.0209
Jul-11	MKT Minus	Aaa and Aa Avg		(0.0203)		0.0042 -0.0245
Aug-11	MKT Minus	Aaa and Aa Avg		(0.0543)		0.0037 -0.0580
Sep-11	MKT Minus	Aaa and Aa Avg		(0.0703)		0.0035 -0.0738
Oct-11	MKT Minus	Aaa and Aa Avg		0.1093		0.0034 0.1059
Nov-11	MKT Minus	Aaa and Aa Avg		(0.0022)		0.0033 -0.0055
Dec-11	MKT Minus	Aaa and Aa Avg		0.0102		0.0033 0.0069
Jan-12	MKT Minus	Aaa and Aa Avg		0.0448		0.0033 0.0415
Feb-12	MKT Minus	Aaa and Aa Avg		0.0432		0.0033 0.0399
Mar-12	MKT Minus	Aaa and Aa Avg		0.0329		0.0034 0.0295
Apr-12	MKT Minus	Aaa and Aa Avg		(0.0063)		0.0034 -0.0097
May-12	MKT Minus	Aaa and Aa Avg		(0.0601)		0.0032 -0.0633
Jun-12	MKT Minus	Aaa and Aa Avg		0.0412		0.0031 0.0381
Jul-12	MKT Minus	Aaa and Aa Avg		0.0139		0.002892 0.0110
Aug-12	MKT Minus	Aaa and Aa Avg		0.0225		0.002954 0.0195
Sep-12	MKT Minus	Aaa and Aa Avg		0.0258		0.002988 0.0228
Oct-12	MKT Minus	Aaa and Aa Avg		(0.0185)		0.002958 -0.0215
Nov-12	MKT Minus	Aaa and Aa Avg		0.0058		0.002946 0.0029
Dec-12	MKT Minus	Aaa and Aa Avg		0.0091		0.003063 0.0060
Jan-13	MKT Minus	Aaa and Aa Avg		0.0518		0.003196 0.0486
Feb-13	MKT Minus	Aaa and Aa Avg		0.0136		0.003271 0.0103
Mar-13	MKT Minus	Aaa and Aa Avg		0.0375		0.003196 0.0343
Apr-13	MKT Minus	Aaa and Aa Avg		0.0193		0.003125 0.0162
May-13	MKT Minus	Aaa and Aa Avg		0.0234		0.003263 0.0201
Jun-13	MKT Minus	Aaa and Aa Avg		(0.0134)		0.003579 -0.0170
Jul-13	MKT Minus	Aaa and Aa Avg		0.0509		0.003667 0.0472
Aug-13	MKT Minus	Aaa and Aa Avg		(0.0290)		0.003821 -0.0328
Sep-13	MKT Minus	Aaa and Aa Avg		0.0314		0.003888 0.0275
Oct-13	MKT Minus	Aaa and Aa Avg		0.0460		0.0038 0.0422

Trading Date	Company Name	Ticker	Closing Price	Total Return	Dividend Amount	Aaa and Aa RP
Nov-13	MKT Minus Aaa and Aa Avg			0.0305		0.003875 0.0266
Dec-13	MKT Minus Aaa and Aa Avg			0.0253		0.003875 0.0214
Jan-14	MKT Minus Aaa and Aa Avg			(0.0346)		0.003758 -0.0384
Feb-14	MKT Minus Aaa and Aa Avg			0.0457		0.003713 0.0420

Unique Index Number	Trading Date	Company Name	Ticker	Closing Price	Total Return	Dividend Amount	IbbotRf	RP	Trading Date
	Jan-26						0.0031		Jan-26
	Feb-26						0.0028		Feb-26
	Mar-26						0.0032		Mar-26
	Apr-26						0.0030		Apr-26
	May-26						0.0028		May-26
	Jun-26						0.0033		Jun-26
	Jul-26						0.0031		Jul-26
	Aug-26						0.0031		Aug-26
	Sep-26						0.0030		Sep-26
	Oct-26						0.0030		Oct-26
	Nov-26						0.0031		Nov-26
	Dec-26						0.0030		Dec-26
	Jan-27						0.0030		Jan-27
	Feb-27						0.0027		Feb-27
	Mar-27						0.0029		Mar-27
	Apr-27						0.0027		Apr-27
	May-27						0.0028		May-27
	Jun-27						0.0027		Jun-27
	Jul-27						0.0027		Jul-27
	Aug-27						0.0029		Aug-27
	Sep-27						0.0027		Sep-27
	Oct-27						0.0028		Oct-27
	Nov-27						0.0027		Nov-27
	Dec-27						0.0027		Dec-27
	Jan-28						0.0027		Jan-28
	Feb-28						0.0025		Feb-28
	Mar-28						0.0027		Mar-28
	Apr-28						0.0026		Apr-28
	May-28						0.0027		May-28
	Jun-28						0.0027		Jun-28
	Jul-28						0.0027		Jul-28
	Aug-28						0.0029		Aug-28
	Sep-28						0.0027		Sep-28

Oct-28	0.0030	Oct-28
Nov-28	0.0027	Nov-28
Dec-28	0.0029	Dec-28
Jan-29	0.0029	Jan-29
Feb-29	0.0027	Feb-29
Mar-29	0.0028	Mar-29
Apr-29	0.0034	Apr-29
May-29	0.0030	May-29
Jun-29	0.0029	Jun-29
Jul-29	0.0032	Jul-29
Aug-29	0.0030	Aug-29
Sep-29	0.0032	Sep-29
Oct-29	0.0031	Oct-29
Nov-29	0.0026	Nov-29
Dec-29	0.0031	Dec-29
Jan-30	0.0029	Jan-30
Feb-30	0.0026	Feb-30
Mar-30	0.0029	Mar-30
Apr-30	0.0027	Apr-30
May-30	0.0027	May-30
Jun-30	0.0029	Jun-30
Jul-30	0.0028	Jul-30
Aug-30	0.0026	Aug-30
Sep-30	0.0029	Sep-30
Oct-30	0.0027	Oct-30
Nov-30	0.0026	Nov-30
Dec-30	0.0028	Dec-30
Jan-31	0.0028	Jan-31
Feb-31	0.0026	Feb-31
Mar-31	0.0029	Mar-31
Apr-31	0.0027	Apr-31
May-31	0.0026	May-31
Jun-31	0.0028	Jun-31
Jul-31	0.0027	Jul-31
Aug-31	0.0027	Aug-31
Sep-31	0.0027	Sep-31

Oct-31	0.0029	Oct-31
Nov-31	0.0031	Nov-31
Dec-31	0.0032	Dec-31
Jan-32	0.0032	Jan-32
Feb-32	0.0032	Feb-32
Mar-32	0.0031	Mar-32
Apr-32	0.0030	Apr-32
May-32	0.0028	May-32
Jun-32	0.0028	Jun-32
Jul-32	0.0028	Jul-32
Aug-32	0.0028	Aug-32
Sep-32	0.0026	Sep-32
Oct-32	0.0027	Oct-32
Nov-32	0.0026	Nov-32
Dec-32	0.0027	Dec-32
Jan-33	0.0027	Jan-33
Feb-33	0.0023	Feb-33
Mar-33	0.0027	Mar-33
Apr-33	0.0025	Apr-33
May-33	0.0028	May-33
Jun-33	0.0025	Jun-33
Jul-33	0.0026	Jul-33
Aug-33	0.0026	Aug-33
Sep-33	0.0025	Sep-33
Oct-33	0.0026	Oct-33
Nov-33	0.0025	Nov-33
Dec-33	0.0028	Dec-33
Jan-34	0.0029	Jan-34
Feb-34	0.0024	Feb-34
Mar-34	0.0027	Mar-34
Apr-34	0.0025	Apr-34
May-34	0.0025	May-34
Jun-34	0.0024	Jun-34
Jul-34	0.0024	Jul-34
Aug-34	0.0024	Aug-34
Sep-34	0.0023	Sep-34

Oct-34	0.0027	Oct-34
Nov-34	0.0025	Nov-34
Dec-34	0.0025	Dec-34
Jan-35	0.0025	Jan-35
Feb-35	0.0021	Feb-35
Mar-35	0.0022	Mar-35
Apr-35	0.0023	Apr-35
May-35	0.0023	May-35
Jun-35	0.0022	Jun-35
Jul-35	0.0024	Jul-35
Aug-35	0.0023	Aug-35
Sep-35	0.0023	Sep-35
Oct-35	0.0023	Oct-35
Nov-35	0.0024	Nov-35
Dec-35	0.0024	Dec-35
Jan-36	0.0024	Jan-36
Feb-36	0.0023	Feb-36
Mar-36	0.0024	Mar-36
Apr-36	0.0022	Apr-36
May-36	0.0022	May-36
Jun-36	0.0024	Jun-36
Jul-36	0.0023	Jul-36
Aug-36	0.0023	Aug-36
Sep-36	0.0021	Sep-36
Oct-36	0.0023	Oct-36
Nov-36	0.0022	Nov-36
Dec-36	0.0022	Dec-36
Jan-37	0.0021	Jan-37
Feb-37	0.0020	Feb-37
Mar-37	0.0022	Mar-37
Apr-37	0.0023	Apr-37
May-37	0.0022	May-37
Jun-37	0.0025	Jun-37
Jul-37	0.0024	Jul-37
Aug-37	0.0023	Aug-37
Sep-37	0.0023	Sep-37

Oct-37	0.0023	Oct-37
Nov-37	0.0024	Nov-37
Dec-37	0.0023	Dec-37
Jan-38	0.0023	Jan-38
Feb-38	0.0021	Feb-38
Mar-38	0.0023	Mar-38
Apr-38	0.0022	Apr-38
May-38	0.0022	May-38
Jun-38	0.0021	Jun-38
Jul-38	0.0021	Jul-38
Aug-38	0.0022	Aug-38
Sep-38	0.0021	Sep-38
Oct-38	0.0022	Oct-38
Nov-38	0.0021	Nov-38
Dec-38	0.0022	Dec-38
Jan-39	0.0021	Jan-39
Feb-39	0.0019	Feb-39
Mar-39	0.0021	Mar-39
Apr-39	0.0019	Apr-39
May-39	0.0020	May-39
Jun-39	0.0018	Jun-39
Jul-39	0.0019	Jul-39
Aug-39	0.0018	Aug-39
Sep-39	0.0019	Sep-39
Oct-39	0.0023	Oct-39
Nov-39	0.0020	Nov-39
Dec-39	0.0019	Dec-39
Jan-40	0.0020	Jan-40
Feb-40	0.0018	Feb-40
Mar-40	0.0019	Mar-40
Apr-40	0.0018	Apr-40
May-40	0.0019	May-40
Jun-40	0.0019	Jun-40
Jul-40	0.0020	Jul-40
Aug-40	0.0019	Aug-40
Sep-40	0.0018	Sep-40

Oct-40	0.0018	Oct-40
Nov-40	0.0018	Nov-40
Dec-40	0.0017	Dec-40
Jan-41	0.0016	Jan-41
Feb-41	0.0016	Feb-41
Mar-41	0.0018	Mar-41
Apr-41	0.0017	Apr-41
May-41	0.0017	May-41
Jun-41	0.0016	Jun-41
Jul-41	0.0016	Jul-41
Aug-41	0.0016	Aug-41
Sep-41	0.0016	Sep-41
Oct-41	0.0016	Oct-41
Nov-41	0.0014	Nov-41
Dec-41	0.0016	Dec-41
Jan-42	0.0021	Jan-42
Feb-42	0.0019	Feb-42
Mar-42	0.0021	Mar-42
Apr-42	0.0020	Apr-42
May-42	0.0019	May-42
Jun-42	0.0021	Jun-42
Jul-42	0.0021	Jul-42
Aug-42	0.0021	Aug-42
Sep-42	0.0020	Sep-42
Oct-42	0.0021	Oct-42
Nov-42	0.0020	Nov-42
Dec-42	0.0021	Dec-42
Jan-43	0.0020	Jan-43
Feb-43	0.0019	Feb-43
Mar-43	0.0021	Mar-43
Apr-43	0.0020	Apr-43
May-43	0.0019	May-43
Jun-43	0.0021	Jun-43
Jul-43	0.0021	Jul-43
Aug-43	0.0021	Aug-43
Sep-43	0.0020	Sep-43

Oct-43	0.0020	Oct-43
Nov-43	0.0021	Nov-43
Dec-43	0.0021	Dec-43
Jan-44	0.0021	Jan-44
Feb-44	0.0020	Feb-44
Mar-44	0.0021	Mar-44
Apr-44	0.0020	Apr-44
May-44	0.0022	May-44
Jun-44	0.0020	Jun-44
Jul-44	0.0021	Jul-44
Aug-44	0.0021	Aug-44
Sep-44	0.0020	Sep-44
Oct-44	0.0021	Oct-44
Nov-44	0.0020	Nov-44
Dec-44	0.0020	Dec-44
Jan-45	0.0021	Jan-45
Feb-45	0.0018	Feb-45
Mar-45	0.0020	Mar-45
Apr-45	0.0019	Apr-45
May-45	0.0019	May-45
Jun-45	0.0019	Jun-45
Jul-45	0.0018	Jul-45
Aug-45	0.0019	Aug-45
Sep-45	0.0018	Sep-45
Oct-45	0.0019	Oct-45
Nov-45	0.0018	Nov-45
Dec-45	0.0018	Dec-45
Jan-46	0.0017	Jan-46
Feb-46	0.0015	Feb-46
Mar-46	0.0016	Mar-46
Apr-46	0.0017	Apr-46
May-46	0.0018	May-46
Jun-46	0.0016	Jun-46
Jul-46	0.0019	Jul-46
Aug-46	0.0017	Aug-46
Sep-46	0.0018	Sep-46

Oct-46	0.0019	Oct-46
Nov-46	0.0018	Nov-46
Dec-46	0.0019	Dec-46
Jan-47	0.0018	Jan-47
Feb-47	0.0016	Feb-47
Mar-47	0.0018	Mar-47
Apr-47	0.0017	Apr-47
May-47	0.0017	May-47
Jun-47	0.0019	Jun-47
Jul-47	0.0018	Jul-47
Aug-47	0.0017	Aug-47
Sep-47	0.0018	Sep-47
Oct-47	0.0018	Oct-47
Nov-47	0.0017	Nov-47
Dec-47	0.0021	Dec-47
Jan-48	0.0020	Jan-48
Feb-48	0.0019	Feb-48
Mar-48	0.0022	Mar-48
Apr-48	0.0020	Apr-48
May-48	0.0018	May-48
Jun-48	0.0021	Jun-48
Jul-48	0.0019	Jul-48
Aug-48	0.0021	Aug-48
Sep-48	0.0020	Sep-48
Oct-48	0.0019	Oct-48
Nov-48	0.0021	Nov-48
Dec-48	0.0020	Dec-48
Jan-49	0.0020	Jan-49
Feb-49	0.0018	Feb-49
Mar-49	0.0019	Mar-49
Apr-49	0.0018	Apr-49
May-49	0.0020	May-49
Jun-49	0.0019	Jun-49
Jul-49	0.0017	Jul-49
Aug-49	0.0019	Aug-49
Sep-49	0.0017	Sep-49

Oct-49	0.0018	Oct-49
Nov-49	0.0017	Nov-49
Dec-49	0.0017	Dec-49
Jan-50	0.0018	Jan-50
Feb-50	0.0016	Feb-50
Mar-50	0.0018	Mar-50
Apr-50	0.0016	Apr-50
May-50	0.0019	May-50
Jun-50	0.0017	Jun-50
Jul-50	0.0018	Jul-50
Aug-50	0.0018	Aug-50
Sep-50	0.0017	Sep-50
Oct-50	0.0019	Oct-50
Nov-50	0.0018	Nov-50
Dec-50	0.0018	Dec-50
Jan-51	0.0020	Jan-51
Feb-51	0.0017	Feb-51
Mar-51	0.0019	Mar-51
Apr-51	0.0020	Apr-51
May-51	0.0021	May-51
Jun-51	0.0020	Jun-51
Jul-51	0.0023	Jul-51
Aug-51	0.0021	Aug-51
Sep-51	0.0019	Sep-51
Oct-51	0.0023	Oct-51
Nov-51	0.0021	Nov-51
Dec-51	0.0022	Dec-51
Jan-52	0.0023	Jan-52
Feb-52	0.0021	Feb-52
Mar-52	0.0023	Mar-52
Apr-52	0.0022	Apr-52
May-52	0.0020	May-52
Jun-52	0.0022	Jun-52
Jul-52	0.0022	Jul-52
Aug-52	0.0021	Aug-52
Sep-52	0.0023	Sep-52

Oct-52	0.0023	Oct-52
Nov-52	0.0021	Nov-52
Dec-52	0.0024	Dec-52
Jan-53	0.0023	Jan-53
Feb-53	0.0021	Feb-53
Mar-53	0.0025	Mar-53
Apr-53	0.0024	Apr-53
May-53	0.0024	May-53
Jun-53	0.0027	Jun-53
Jul-53	0.0025	Jul-53
Aug-53	0.0025	Aug-53
Sep-53	0.0025	Sep-53
Oct-53	0.0023	Oct-53
Nov-53	0.0024	Nov-53
Dec-53	0.0024	Dec-53
Jan-54	0.0023	Jan-54
Feb-54	0.0022	Feb-54
Mar-54	0.0025	Mar-54
Apr-54	0.0022	Apr-54
May-54	0.0020	May-54
Jun-54	0.0025	Jun-54
Jul-54	0.0022	Jul-54
Aug-54	0.0023	Aug-54
Sep-54	0.0022	Sep-54
Oct-54	0.0021	Oct-54
Nov-54	0.0023	Nov-54
Dec-54	0.0023	Dec-54
Jan-55	0.0022	Jan-55
Feb-55	0.0022	Feb-55
Mar-55	0.0024	Mar-55
Apr-55	0.0022	Apr-55
May-55	0.0025	May-55
Jun-55	0.0023	Jun-55
Jul-55	0.0023	Jul-55
Aug-55	0.0027	Aug-55
Sep-55	0.0024	Sep-55

Oct-55	0.0025	Oct-55
Nov-55	0.0024	Nov-55
Dec-55	0.0024	Dec-55
Jan-56	0.0025	Jan-56
Feb-56	0.0023	Feb-56
Mar-56	0.0023	Mar-56
Apr-56	0.0026	Apr-56
May-56	0.0026	May-56
Jun-56	0.0023	Jun-56
Jul-56	0.0026	Jul-56
Aug-56	0.0026	Aug-56
Sep-56	0.0025	Sep-56
Oct-56	0.0029	Oct-56
Nov-56	0.0027	Nov-56
Dec-56	0.0028	Dec-56
Jan-57	0.0029	Jan-57
Feb-57	0.0025	Feb-57
Mar-57	0.0026	Mar-57
Apr-57	0.0029	Apr-57
May-57	0.0029	May-57
Jun-57	0.0025	Jun-57
Jul-57	0.0033	Jul-57
Aug-57	0.0030	Aug-57
Sep-57	0.0031	Sep-57
Oct-57	0.0031	Oct-57
Nov-57	0.0029	Nov-57
Dec-57	0.0029	Dec-57
Jan-58	0.0027	Jan-58
Feb-58	0.0025	Feb-58
Mar-58	0.0027	Mar-58
Apr-58	0.0026	Apr-58
May-58	0.0024	May-58
Jun-58	0.0027	Jun-58
Jul-58	0.0027	Jul-58
Aug-58	0.0027	Aug-58
Sep-58	0.0032	Sep-58

Oct-58	0.0032	Oct-58
Nov-58	0.0028	Nov-58
Dec-58	0.0033	Dec-58
Jan-59	0.0031	Jan-59
Feb-59	0.0031	Feb-59
Mar-59	0.0035	Mar-59
Apr-59	0.0033	Apr-59
May-59	0.0033	May-59
Jun-59	0.0036	Jun-59
Jul-59	0.0035	Jul-59
Aug-59	0.0035	Aug-59
Sep-59	0.0034	Sep-59
Oct-59	0.0035	Oct-59
Nov-59	0.0035	Nov-59
Dec-59	0.0036	Dec-59
Jan-60	0.0035	Jan-60
Feb-60	0.0037	Feb-60
Mar-60	0.0036	Mar-60
Apr-60	0.0032	Apr-60
May-60	0.0037	May-60
Jun-60	0.0034	Jun-60
Jul-60	0.0032	Jul-60
Aug-60	0.0034	Aug-60
Sep-60	0.0032	Sep-60
Oct-60	0.0033	Oct-60
Nov-60	0.0032	Nov-60
Dec-60	0.0033	Dec-60
Jan-61	0.0033	Jan-61
Feb-61	0.0030	Feb-61
Mar-61	0.0031	Mar-61
Apr-61	0.0031	Apr-61
May-61	0.0034	May-61
Jun-61	0.0032	Jun-61
Jul-61	0.0033	Jul-61
Aug-61	0.0033	Aug-61
Sep-61	0.0032	Sep-61

Oct-61	0.0034	Oct-61
Nov-61	0.0032	Nov-61
Dec-61	0.0031	Dec-61
Jan-62	0.0037	Jan-62
Feb-62	0.0032	Feb-62
Mar-62	0.0033	Mar-62
Apr-62	0.0033	Apr-62
May-62	0.0032	May-62
Jun-62	0.0030	Jun-62
Jul-62	0.0034	Jul-62
Aug-62	0.0034	Aug-62
Sep-62	0.0030	Sep-62
Oct-62	0.0035	Oct-62
Nov-62	0.0031	Nov-62
Dec-62	0.0032	Dec-62
Jan-63	0.0032	Jan-63
Feb-63	0.0029	Feb-63
Mar-63	0.0031	Mar-63
Apr-63	0.0034	Apr-63
May-63	0.0033	May-63
Jun-63	0.0030	Jun-63
Jul-63	0.0036	Jul-63
Aug-63	0.0033	Aug-63
Sep-63	0.0034	Sep-63
Oct-63	0.0034	Oct-63
Nov-63	0.0032	Nov-63
Dec-63	0.0036	Dec-63
Jan-64	0.0035	Jan-64
Feb-64	0.0032	Feb-64
Mar-64	0.0037	Mar-64
Apr-64	0.0035	Apr-64
May-64	0.0032	May-64
Jun-64	0.0038	Jun-64
Jul-64	0.0035	Jul-64
Aug-64	0.0035	Aug-64
Sep-64	0.0034	Sep-64

Oct-64	0.0034	Oct-64
Nov-64	0.0035	Nov-64
Dec-64	0.0035	Dec-64
Jan-65	0.0033	Jan-65
Feb-65	0.0032	Feb-65
Mar-65	0.0038	Mar-65
Apr-65	0.0033	Apr-65
May-65	0.0033	May-65
Jun-65	0.0038	Jun-65
Jul-65	0.0034	Jul-65
Aug-65	0.0037	Aug-65
Sep-65	0.0035	Sep-65
Oct-65	0.0034	Oct-65
Nov-65	0.0037	Nov-65
Dec-65	0.0037	Dec-65
Jan-66	0.0038	Jan-66
Feb-66	0.0034	Feb-66
Mar-66	0.0040	Mar-66
Apr-66	0.0036	Apr-66
May-66	0.0041	May-66
Jun-66	0.0039	Jun-66
Jul-66	0.0038	Jul-66
Aug-66	0.0043	Aug-66
Sep-66	0.0041	Sep-66
Oct-66	0.0040	Oct-66
Nov-66	0.0038	Nov-66
Dec-66	0.0039	Dec-66
Jan-67	0.0040	Jan-67
Feb-67	0.0034	Feb-67
Mar-67	0.0039	Mar-67
Apr-67	0.0035	Apr-67
May-67	0.0043	May-67
Jun-67	0.0039	Jun-67
Jul-67	0.0043	Jul-67
Aug-67	0.0042	Aug-67
Sep-67	0.0040	Sep-67

Oct-67	0.0045	Oct-67
Nov-67	0.0045	Nov-67
Dec-67	0.0044	Dec-67
Jan-68	0.0050	Jan-68
Feb-68	0.0042	Feb-68
Mar-68	0.0043	Mar-68
Apr-68	0.0049	Apr-68
May-68	0.0046	May-68
Jun-68	0.0042	Jun-68
Jul-68	0.0048	Jul-68
Aug-68	0.0042	Aug-68
Sep-68	0.0044	Sep-68
Oct-68	0.0045	Oct-68
Nov-68	0.0043	Nov-68
Dec-68	0.0049	Dec-68
Jan-69	0.0050	Jan-69
Feb-69	0.0046	Feb-69
Mar-69	0.0047	Mar-69
Apr-69	0.0055	Apr-69
May-69	0.0047	May-69
Jun-69	0.0055	Jun-69
Jul-69	0.0052	Jul-69
Aug-69	0.0048	Aug-69
Sep-69	0.0055	Sep-69
Oct-69	0.0057	Oct-69
Nov-69	0.0049	Nov-69
Dec-69	0.0060	Dec-69
Jan-70	0.0056	Jan-70
Feb-70	0.0052	Feb-70
Mar-70	0.0056	Mar-70
Apr-70	0.0054	Apr-70
May-70	0.0055	May-70
Jun-70	0.0064	Jun-70
Jul-70	0.0059	Jul-70
Aug-70	0.0057	Aug-70
Sep-70	0.0056	Sep-70

Oct-70	0.0055	Oct-70
Nov-70	0.0058	Nov-70
Dec-70	0.0053	Dec-70
Jan-71	0.0051	Jan-71
Feb-71	0.0046	Feb-71
Mar-71	0.0056	Mar-71
Apr-71	0.0048	Apr-71
May-71	0.0047	May-71
Jun-71	0.0056	Jun-71
Jul-71	0.0052	Jul-71
Aug-71	0.0055	Aug-71
Sep-71	0.0049	Sep-71
Oct-71	0.0047	Oct-71
Nov-71	0.0051	Nov-71
Dec-71	0.0050	Dec-71
Jan-72	0.0050	Jan-72
Feb-72	0.0047	Feb-72
Mar-72	0.0049	Mar-72
Apr-72	0.0048	Apr-72
May-72	0.0055	May-72
Jun-72	0.0049	Jun-72
Jul-72	0.0051	Jul-72
Aug-72	0.0049	Aug-72
Sep-72	0.0047	Sep-72
Oct-72	0.0052	Oct-72
Nov-72	0.0048	Nov-72
Dec-72	0.0045	Dec-72
Jan-73	0.0054	Jan-73
Feb-73	0.0051	Feb-73
Mar-73	0.0056	Mar-73
Apr-73	0.0057	Apr-73
May-73	0.0058	May-73
Jun-73	0.0055	Jun-73
Jul-73	0.0061	Jul-73
Aug-73	0.0062	Aug-73
Sep-73	0.0055	Sep-73

Oct-73	0.0063	Oct-73
Nov-73	0.0056	Nov-73
Dec-73	0.0060	Dec-73
Jan-74	0.0061	Jan-74
Feb-74	0.0055	Feb-74
Mar-74	0.0058	Mar-74
Apr-74	0.0068	Apr-74
May-74	0.0068	May-74
Jun-74	0.0061	Jun-74
Jul-74	0.0072	Jul-74
Aug-74	0.0065	Aug-74
Sep-74	0.0071	Sep-74
Oct-74	0.0070	Oct-74
Nov-74	0.0062	Nov-74
Dec-74	0.0067	Dec-74
Jan-75	0.0068	Jan-75
Feb-75	0.0060	Feb-75
Mar-75	0.0066	Mar-75
Apr-75	0.0067	Apr-75
May-75	0.0067	May-75
Jun-75	0.0070	Jun-75
Jul-75	0.0068	Jul-75
Aug-75	0.0065	Aug-75
Sep-75	0.0073	Sep-75
Oct-75	0.0072	Oct-75
Nov-75	0.0061	Nov-75
Dec-75	0.0074	Dec-75
Jan-76	0.0065	Jan-76
Feb-76	0.0060	Feb-76
Mar-76	0.0071	Mar-76
Apr-76	0.0064	Apr-76
May-76	0.0059	May-76
Jun-76	0.0073	Jun-76
Jul-76	0.0065	Jul-76
Aug-76	0.0069	Aug-76
Sep-76	0.0064	Sep-76

Oct-76	0.0061	Oct-76
Nov-76	0.0066	Nov-76
Dec-76	0.0063	Dec-76
Jan-77	0.0059	Jan-77
Feb-77	0.0057	Feb-77
Mar-77	0.0065	Mar-77
Apr-77	0.0061	Apr-77
May-77	0.0067	May-77
Jun-77	0.0062	Jun-77
Jul-77	0.0059	Jul-77
Aug-77	0.0067	Aug-77
Sep-77	0.0061	Sep-77
Oct-77	0.0063	Oct-77
Nov-77	0.0063	Nov-77
Dec-77	0.0062	Dec-77
Jan-78	0.0069	Jan-78
Feb-78	0.0060	Feb-78
Mar-78	0.0069	Mar-78
Apr-78	0.0063	Apr-78
May-78	0.0075	May-78
Jun-78	0.0069	Jun-78
Jul-78	0.0073	Jul-78
Aug-78	0.0070	Aug-78
Sep-78	0.0065	Sep-78
Oct-78	0.0073	Oct-78
Nov-78	0.0071	Nov-78
Dec-78	0.0068	Dec-78
Jan-79	0.0079	Jan-79
Feb-79	0.0065	Feb-79
Mar-79	0.0074	Mar-79
Apr-79	0.0076	Apr-79
May-79	0.0077	May-79
Jun-79	0.0071	Jun-79
Jul-79	0.0076	Jul-79
Aug-79	0.0073	Aug-79
Sep-79	0.0068	Sep-79

Oct-79	0.0082	Oct-79
Nov-79	0.0083	Nov-79
Dec-79	0.0083	Dec-79
Jan-80	0.0083	Jan-80
Feb-80	0.0084	Feb-80
Mar-80	0.0099	Mar-80
Apr-80	0.0100	Apr-80
May-80	0.0087	May-80
Jun-80	0.0086	Jun-80
Jul-80	0.0084	Jul-80
Aug-80	0.0081	Aug-80
Sep-80	0.0097	Sep-80
Oct-80	0.0097	Oct-80
Nov-80	0.0091	Nov-80
Dec-80	0.0108	Dec-80
Jan-81	0.0094	Jan-81
Feb-81	0.0088	Feb-81
Mar-81	0.0111	Mar-81
Apr-81	0.0101	Apr-81
May-81	0.0104	May-81
Jun-81	0.0109	Jun-81
Jul-81	0.0109	Jul-81
Aug-81	0.0110	Aug-81
Sep-81	0.0114	Sep-81
Oct-81	0.0117	Oct-81
Nov-81	0.0113	Nov-81
Dec-81	0.0100	Dec-81
Jan-82	0.0108	Jan-82
Feb-82	0.0103	Feb-82
Mar-82	0.0124	Mar-82
Apr-82	0.0112	Apr-82
May-82	0.0101	May-82
Jun-82	0.0120	Jun-82
Jul-82	0.0114	Jul-82
Aug-82	0.0112	Aug-82
Sep-82	0.0100	Sep-82

	Oct-82					0.0091		Oct-82	
	Nov-82					0.0094		Nov-82	
	Dec-82					0.0093		Dec-82	
	Jan-83					0.0087		Jan-83	
	Feb-83					0.0081		Feb-83	
	Mar-83					0.0089		Mar-83	
	Apr-83					0.0085		Apr-83	
	May-83					0.0091		May-83	
	Jun-83					0.0090		Jun-83	
	Jul-83					0.0088		Jul-83	
	Aug-83					0.0103		Aug-83	
	Sep-83					0.0096		Sep-83	
	Oct-83					0.0095		Oct-83	
	Nov-83					0.0094		Nov-83	
60	Dec-83	ENERGAS CO	EGAS	-17	-66	0.4	0.0094	Dec-83	
60	Jan-84	ENERGAS CO	EGAS	-17.125	0.007353	0	0.0103	-0.0029	Jan-84
60	Feb-84	ENERGAS CO	EGAS	-17.25	0.007299	0	0.0092	-0.0019	Feb-84
60	Mar-84	ENERGAS CO	EGAS	-17.813	0.032609	0	0.0098	0.0228	Mar-84
60	Apr-84	ENERGAS CO	EGAS	-16.75	-0.05965	0	0.0104	-0.0700	Apr-84
60	May-84	ENERGAS CO	EGAS	-16.625	0.016418	0.4	0.0103	0.0061	May-84
60	Jun-84	ENERGAS CO	EGAS	-17.625	0.06015	0	0.0106	0.0496	Jun-84
60	Jul-84	ENERGAS CO	EGAS	-16.75	-0.04965	0	0.0116	-0.0612	Jul-84
60	Aug-84	ENERGAS CO	EGAS	-15.625	-0.04328	0.4	0.0106	-0.0539	Aug-84
60	Sep-84	ENERGAS CO	EGAS	-17	0.088	0	0.0094	0.0786	Sep-84
60	Oct-84	ENERGAS CO	EGAS	-17.75	0.044118	0	0.0108	0.0333	Oct-84
60	Nov-84	ENERGAS CO	EGAS	-19.25	0.107042	0.4	0.0091	0.0979	Nov-84
60	Dec-84	ENERGAS CO	EGAS	-20	0.038961	0	0.0098	0.0292	Dec-84
60	Jan-85	ENERGAS CO	EGAS	-21.125	0.05625	0	0.0096	0.0467	Jan-85
60	Feb-85	ENERGAS CO	EGAS	-21.25	0.024852	0.4	0.0082	0.0167	Feb-85
60	Mar-85	ENERGAS CO	EGAS	20.75	-0.02353	0	0.0094	-0.0329	Mar-85
60	Apr-85	ENERGAS CO	EGAS	23	0.108434	0	0.0102	0.0982	Apr-85
60	May-85	ENERGAS CO	EGAS	26	0.147826	0.4	0.0097	0.1381	May-85
60	Jun-85	ENERGAS CO	EGAS	14.25	0.096154	0	0.0080	0.0882	Jun-85
60	Jul-85	ENERGAS CO	EGAS	13	-0.08772	0	0.0094	-0.0971	Jul-85
60	Aug-85	ENERGAS CO	EGAS	13	0.016923	0.22	0.0085	0.0084	Aug-85
60	Sep-85	ENERGAS CO	EGAS	13.125	0.009615	0	0.0088	0.0008	Sep-85

60	Oct-85	ENERGAS CO	EGAS	14.875	0.133333	0	0.0089	0.1244	Oct-85
60	Nov-85	ENERGAS CO	EGAS	16.375	0.117647	0.25	0.0081	0.1095	Nov-85
60	Dec-85	ENERGAS CO	EGAS	16	-0.0229	0	0.0086	-0.0315	Dec-85
60	Jan-86	ENERGAS CO	EGAS	17.125	0.070312	0	0.0079	0.0624	Jan-86
60	Feb-86	ENERGAS CO	EGAS	15.625	-0.07299	0.25	0.0073	-0.0803	Feb-86
60	Mar-86	ENERGAS CO	EGAS	16.375	0.048	0	0.0071	0.0409	Mar-86
60	Apr-86	ENERGAS CO	EGAS	14.375	-0.12214	0	0.0063	-0.1284	Apr-86
60	May-86	ENERGAS CO	EGAS	15.25	0.078261	0.25	0.0062	0.0721	May-86
60	Jun-86	ENERGAS CO	EGAS	16.25	0.065574	0	0.0070	0.0586	Jun-86
60	Jul-86	ENERGAS CO	EGAS	14.25	-0.12308	0	0.0066	-0.1297	Jul-86
60	Aug-86	ENERGAS CO	EGAS	16	0.140351	0.25	0.0063	0.1341	Aug-86
60	Sep-86	ENERGAS CO	EGAS	15.875	-0.00781	0	0.0065	-0.0143	Sep-86
60	Oct-86	ENERGAS CO	EGAS	16.125	0.015748	0	0.0069	0.0088	Oct-86
60	Nov-86	ENERGAS CO	EGAS	16	0.007752	0.25	0.0059	0.0019	Nov-86
60	Dec-86	ENERGAS CO	EGAS	14.875	-0.07031	0	0.0070	-0.0773	Dec-86
60	Jan-87	ENERGAS CO	EGAS	15.625	0.05042	0	0.0064	0.0440	Jan-87
60	Feb-87	ENERGAS CO	EGAS	14.75	-0.04	0.25	0.0059	-0.0459	Feb-87
60	Mar-87	ENERGAS CO	EGAS	14.125	-0.04237	0	0.0066	-0.0490	Mar-87
60	Apr-87	ENERGAS CO	EGAS	14.75	0.044248	0	0.0065	0.0377	Apr-87
60	May-87	ENERGAS CO	EGAS	13.75	-0.05085	0.25	0.0066	-0.0574	May-87
60	Jun-87	ENERGAS CO	EGAS	14.125	0.027273	0	0.0075	0.0198	Jun-87
60	Jul-87	ENERGAS CO	EGAS	13.375	-0.0531	0	0.0073	-0.0604	Jul-87
60	Aug-87	ENERGAS CO	EGAS	14.25	0.084112	0.25	0.0075	0.0766	Aug-87
60	Sep-87	ENERGAS CO	EGAS	13.875	-0.02632	0	0.0075	-0.0338	Sep-87
60	Oct-87	ENERGAS CO	EGAS	12.5	-0.0991	0	0.0079	-0.1070	Oct-87
60	Nov-87	ENERGAS CO	EGAS	12.75	0.04	0.25	0.0075	0.0325	Nov-87
60	Dec-87	ENERGAS CO	EGAS	12.25	-0.03922	0	0.0078	-0.0470	Dec-87
60	Jan-88	ENERGAS CO	EGAS	13.875	0.132653	0	0.0072	0.1255	Jan-88
60	Feb-88	ENERGAS CO	EGAS	15.375	0.126126	0.25	0.0071	0.1190	Feb-88
60	Mar-88	ENERGAS CO	EGAS	15.625	0.01626	0	0.0072	0.0091	Mar-88
60	Apr-88	ENERGAS CO	EGAS	15.625	0	0	0.0070	-0.0070	Apr-88
60	May-88	ENERGAS CO	EGAS	15	-0.024	0.25	0.0078	-0.0318	May-88
60	Jun-88	ENERGAS CO	EGAS	15.375	0.025	0	0.0076	0.0174	Jun-88
60	Jul-88	ENERGAS CO	EGAS	16.375	0.065041	0	0.0071	0.0579	Jul-88
60	Aug-88	ENERGAS CO	EGAS	15.125	-0.06107	0.25	0.0083	-0.0694	Aug-88
60	Sep-88	ENERGAS CO	EGAS	16.125	0.066116	0	0.0076	0.0585	Sep-88

60	Oct-88	ATMOS ENERGY CORP	ATO	17	0.054264	0	0.0076	0.0467	Oct-88
60	Nov-88	ATMOS ENERGY CORP	ATO	16.25	-0.02765	0.28	0.0070	-0.0346	Nov-88
60	Dec-88	ATMOS ENERGY CORP	ATO	16.25	0	0	0.0075	-0.0075	Dec-88
60	Jan-89	ATMOS ENERGY CORP	ATO	15.375	-0.05385	0	0.0080	-0.0618	Jan-89
60	Feb-89	ATMOS ENERGY CORP	ATO	15.375	0.018211	0.28	0.0069	0.0113	Feb-89
60	Mar-89	ATMOS ENERGY CORP	ATO	15.625	0.01626	0	0.0079	0.0084	Mar-89
60	Apr-89	ATMOS ENERGY CORP	ATO	15.5	-0.008	0	0.0070	-0.0150	Apr-89
60	May-89	ATMOS ENERGY CORP	ATO	15.25	0.001935	0.28	0.0080	-0.0061	May-89
60	Jun-89	ATMOS ENERGY CORP	ATO	15	-0.01639	0	0.0070	-0.0234	Jun-89
60	Jul-89	ATMOS ENERGY CORP	ATO	16	0.066667	0	0.0068	0.0599	Jul-89
60	Aug-89	ATMOS ENERGY CORP	ATO	16.125	0.025313	0.28	0.0066	0.0187	Aug-89
60	Sep-89	ATMOS ENERGY CORP	ATO	16.625	0.031008	0	0.0065	0.0245	Sep-89
60	Oct-89	ATMOS ENERGY CORP	ATO	16.25	-0.02256	0	0.0072	-0.0298	Oct-89
60	Nov-89	ATMOS ENERGY CORP	ATO	16.625	0.040923	0.29	0.0064	0.0345	Nov-89
60	Dec-89	ATMOS ENERGY CORP	ATO	17.875	0.075188	0	0.0064	0.0688	Dec-89
60	Jan-90	ATMOS ENERGY CORP	ATO	17.625	-0.01399	0	0.0073	-0.0213	Jan-90
60	Feb-90	ATMOS ENERGY CORP	ATO	17.5	0.009362	0.29	0.0066	0.0028	Feb-90
60	Mar-90	ATMOS ENERGY CORP	ATO	18	0.028571	0	0.0071	0.0215	Mar-90
60	Apr-90	ATMOS ENERGY CORP	ATO	16.875	-0.0625	0	0.0075	-0.0700	Apr-90
60	May-90	ATMOS ENERGY CORP	ATO	17.125	0.032	0.29	0.0075	0.0245	May-90
60	Jun-90	ATMOS ENERGY CORP	ATO	16.625	-0.0292	0	0.0068	-0.0360	Jun-90
60	Jul-90	ATMOS ENERGY CORP	ATO	17.25	0.037594	0	0.0074	0.0302	Jul-90
60	Aug-90	ATMOS ENERGY CORP	ATO	18	0.06029	0.29	0.0071	0.0532	Aug-90
60	Sep-90	ATMOS ENERGY CORP	ATO	16.875	-0.0625	0	0.0069	-0.0694	Sep-90
60	Oct-90	ATMOS ENERGY CORP	ATO	-16.5	-0.02222	0	0.0081	-0.0303	Oct-90
60	Nov-90	ATMOS ENERGY CORP	ATO	16.75	0.033333	0.3	0.0071	0.0262	Nov-90
60	Dec-90	ATMOS ENERGY CORP	ATO	16.625	-0.00746	0	0.0072	-0.0147	Dec-90
60	Jan-91	ATMOS ENERGY CORP	ATO	15.75	-0.05263	0	0.0071	-0.0597	Jan-91
60	Feb-91	ATMOS ENERGY CORP	ATO	17.25	0.114286	0.3	0.0064	0.1079	Feb-91
60	Mar-91	ATMOS ENERGY CORP	ATO	17	-0.01449	0	0.0064	-0.0209	Mar-91
60	Apr-91	ATMOS ENERGY CORP	ATO	16.625	-0.02206	0	0.0076	-0.0297	Apr-91
60	May-91	ATMOS ENERGY CORP	ATO	17.625	0.078195	0.3	0.0068	0.0714	May-91
60	Jun-91	ATMOS ENERGY CORP	ATO	17.5	-0.00709	0	0.0063	-0.0134	Jun-91
60	Jul-91	ATMOS ENERGY CORP	ATO	18	0.028571	0	0.0076	0.0210	Jul-91
60	Aug-91	ATMOS ENERGY CORP	ATO	19.75	0.113889	0.3	0.0068	0.1071	Aug-91
60	Sep-91	ATMOS ENERGY CORP	ATO	21	0.063291	0	0.0068	0.0565	Sep-91

60	Oct-91	ATMOS ENERGY CORP	ATO	20.125	-0.04167	0	0.0065	-0.0482	Oct-91
60	Nov-91	ATMOS ENERGY CORP	ATO	20.75	0.04646	0.31	0.0060	0.0405	Nov-91
60	Dec-91	ATMOS ENERGY CORP	ATO	23	0.108434	0	0.0068	0.1016	Dec-91
60	Jan-92	ATMOS ENERGY CORP	ATO	20.75	-0.09783	0	0.0061	-0.1039	Jan-92
60	Feb-92	ATMOS ENERGY CORP	ATO	20.375	-0.00313	0.31	0.0059	-0.0090	Feb-92
60	Mar-92	ATMOS ENERGY CORP	ATO	20	-0.01841	0	0.0067	-0.0251	Mar-92
60	Apr-92	ATMOS ENERGY CORP	ATO	19.75	-0.0125	0	0.0065	-0.0190	Apr-92
60	May-92	ATMOS ENERGY CORP	ATO	20	0.028354	0.31	0.0061	0.0223	May-92
60	Jun-92	ATMOS ENERGY CORP	ATO	19.5	-0.025	0	0.0067	-0.0317	Jun-92
60	Jul-92	ATMOS ENERGY CORP	ATO	20.375	0.044872	0	0.0063	0.0386	Jul-92
60	Aug-92	ATMOS ENERGY CORP	ATO	22.75	0.131779	0.31	0.0060	0.1258	Aug-92
60	Sep-92	ATMOS ENERGY CORP	ATO	22.375	-0.01648	0	0.0058	-0.0223	Sep-92
60	Oct-92	ATMOS ENERGY CORP	ATO	22.25	-0.00559	0	0.0057	-0.0113	Oct-92
60	Nov-92	ATMOS ENERGY CORP	ATO	23.25	0.059326	0.32	0.0061	0.0532	Nov-92
60	Dec-92	ATMOS ENERGY CORP	ATO	23.5	0.010753	0	0.0063	0.0045	Dec-92
60	Jan-93	ATMOS ENERGY CORP	ATO	23.375	-0.00532	0	0.0059	-0.0112	Jan-93
60	Feb-93	ATMOS ENERGY CORP	ATO	25.125	0.088556	0.32	0.0055	0.0831	Feb-93
60	Mar-93	ATMOS ENERGY CORP	ATO	24.875	-0.00995	0	0.0063	-0.0163	Mar-93
60	Apr-93	ATMOS ENERGY CORP	ATO	27	0.085427	0	0.0057	0.0797	Apr-93
60	May-93	ATMOS ENERGY CORP	ATO	28	0.048889	0.32	0.0052	0.0437	May-93
60	Jun-93	ATMOS ENERGY CORP	ATO	28.125	0.004464	0	0.0062	-0.0017	Jun-93
60	Jul-93	ATMOS ENERGY CORP	ATO	29.625	0.053333	0	0.0054	0.0479	Jul-93
60	Aug-93	ATMOS ENERGY CORP	ATO	30.375	0.036118	0.32	0.0056	0.0305	Aug-93
60	Sep-93	ATMOS ENERGY CORP	ATO	30.5	0.004115	0	0.0050	-0.0009	Sep-93
60	Oct-93	ATMOS ENERGY CORP	ATO	31.125	0.020492	0	0.0049	0.0156	Oct-93
60	Nov-93	ATMOS ENERGY CORP	ATO	27.375	-0.10988	0.33	0.0053	-0.1152	Nov-93
60	Dec-93	ATMOS ENERGY CORP	ATO	27.625	0.009132	0	0.0055	0.0036	Dec-93
60	Jan-94	ATMOS ENERGY CORP	ATO	29.25	0.058824	0	0.0055	0.0533	Jan-94
60	Feb-94	ATMOS ENERGY CORP	ATO	29.5	0.019829	0.33	0.0049	0.0149	Feb-94
60	Mar-94	ATMOS ENERGY CORP	ATO	26.75	-0.09322	0	0.0058	-0.0990	Mar-94
60	Apr-94	ATMOS ENERGY CORP	ATO	28.75	0.074766	0	0.0057	0.0691	Apr-94
60	May-94	ATMOS ENERGY CORP	ATO	18.5	-0.0233	0.33	0.0063	-0.0296	May-94
60	Jun-94	ATMOS ENERGY CORP	ATO	18.375	-0.00676	0	0.0061	-0.0129	Jun-94
60	Jul-94	ATMOS ENERGY CORP	ATO	17.75	-0.03401	0	0.0060	-0.0400	Jul-94
60	Aug-94	ATMOS ENERGY CORP	ATO	17	-0.02986	0.22	0.0066	-0.0365	Aug-94
60	Sep-94	ATMOS ENERGY CORP	ATO	17.75	0.044118	0	0.0061	0.0380	Sep-94

60	Oct-94	ATMOS ENERGY CORP	ATO	16.375	-0.07747	0	0.0066	-0.0841	Oct-94
60	Nov-94	ATMOS ENERGY CORP	ATO	17.375	0.075115	0.23	0.0064	0.0687	Nov-94
60	Dec-94	ATMOS ENERGY CORP	ATO	17	-0.02158	0	0.0066	-0.0282	Dec-94
60	Jan-95	ATMOS ENERGY CORP	ATO	16.375	-0.03677	0	0.0070	-0.0438	Jan-95
60	Feb-95	ATMOS ENERGY CORP	ATO	18.125	0.120916	0.23	0.0059	0.1150	Feb-95
60	Mar-95	ATMOS ENERGY CORP	ATO	18.5	0.02069	0	0.0064	0.0143	Mar-95
60	Apr-95	ATMOS ENERGY CORP	ATO	18.75	0.013514	0	0.0058	0.0077	Apr-95
60	May-95	ATMOS ENERGY CORP	ATO	19.25	0.038933	0.23	0.0065	0.0324	May-95
60	Jun-95	ATMOS ENERGY CORP	ATO	20.25	0.051948	0	0.0054	0.0465	Jun-95
60	Jul-95	ATMOS ENERGY CORP	ATO	20	-0.01235	0	0.0056	-0.0179	Jul-95
60	Aug-95	ATMOS ENERGY CORP	ATO	19.875	0.00525	0.23	0.0057	-0.0005	Aug-95
60	Sep-95	ATMOS ENERGY CORP	ATO	19.375	-0.02516	0	0.0052	-0.0304	Sep-95
60	Oct-95	ATMOS ENERGY CORP	ATO	18.375	-0.05161	0	0.0057	-0.0573	Oct-95
60	Nov-95	ATMOS ENERGY CORP	ATO	20.875	0.149116	0.24	0.0051	0.1440	Nov-95
60	Dec-95	ATMOS ENERGY CORP	ATO	23	0.101796	0	0.0049	0.0969	Dec-95
60	Jan-96	ATMOS ENERGY CORP	ATO	21.25	-0.07609	0	0.0054	-0.0815	Jan-96
60	Feb-96	ATMOS ENERGY CORP	ATO	22.625	0.076	0.24	0.0048	0.0712	Feb-96
60	Mar-96	ATMOS ENERGY CORP	ATO	23	0.016575	0	0.0052	0.0114	Mar-96
60	Apr-96	ATMOS ENERGY CORP	ATO	24.75	0.076087	0	0.0059	0.0702	Apr-96
60	May-96	ATMOS ENERGY CORP	ATO	24.125	-0.01556	0.24	0.0058	-0.0214	May-96
60	Jun-96	ATMOS ENERGY CORP	ATO	30.625	0.26943	0	0.0054	0.2640	Jun-96
60	Jul-96	ATMOS ENERGY CORP	ATO	21.375	-0.30204	0	0.0062	-0.3082	Jul-96
60	Aug-96	ATMOS ENERGY CORP	ATO	22.875	0.081404	0.24	0.0057	0.0757	Aug-96
60	Sep-96	ATMOS ENERGY CORP	ATO	23.375	0.021858	0	0.0060	0.0159	Sep-96
60	Oct-96	ATMOS ENERGY CORP	ATO	23.75	0.016043	0	0.0058	0.0102	Oct-96
60	Nov-96	ATMOS ENERGY CORP	ATO	24.625	0.047368	0.25	0.0052	0.0422	Nov-96
60	Dec-96	ATMOS ENERGY CORP	ATO	23.875	-0.03046	0	0.0056	-0.0361	Dec-96
60	Jan-97	ATMOS ENERGY CORP	ATO	22.75	-0.04712	0	0.0056	-0.0527	Jan-97
60	Feb-97	ATMOS ENERGY CORP	ATO	24.5	0.087912	0.25	0.0051	0.0828	Feb-97
60	Mar-97	ATMOS ENERGY CORP	ATO	25.375	0.035714	0	0.0059	0.0298	Mar-97
60	Apr-97	ATMOS ENERGY CORP	ATO	22.625	-0.10837	0	0.0059	-0.1143	Apr-97
60	May-97	ATMOS ENERGY CORP	ATO	23.125	0.033149	0.25	0.0058	0.0273	May-97
60	Jun-97	ATMOS ENERGY CORP	ATO	24	0.037838	0	0.0059	0.0319	Jun-97
60	Jul-97	ATMOS ENERGY CORP	ATO	24.0625	0.002604	0	0.0058	-0.0032	Jul-97
60	Aug-97	ATMOS ENERGY CORP	ATO	27.25	0.143065	0.255	0.0049	0.1382	Aug-97
60	Sep-97	ATMOS ENERGY CORP	ATO	24.875	-0.08716	0	0.0058	-0.0930	Sep-97

60	Oct-97	ATMOS ENERGY CORP	ATO	25.25	0.015075	0	0.0054	0.0097	Oct-97
60	Nov-97	ATMOS ENERGY CORP	ATO	26.5625	0.062475	0.265	0.0047	0.0578	Nov-97
60	Dec-97	ATMOS ENERGY CORP	ATO	30.25	0.138824	0	0.0054	0.1334	Dec-97
60	Jan-98	ATMOS ENERGY CORP	ATO	28.5	-0.05785	0	0.0048	-0.0627	Jan-98
60	Feb-98	ATMOS ENERGY CORP	ATO	28.6875	0.015877	0.265	0.0044	0.0115	Feb-98
60	Mar-98	ATMOS ENERGY CORP	ATO	29.625	0.03268	0	0.0052	0.0275	Mar-98
60	Apr-98	ATMOS ENERGY CORP	ATO	29.4375	-0.00633	0	0.0049	-0.0112	Apr-98
60	May-98	ATMOS ENERGY CORP	ATO	30.75	0.053588	0.265	0.0048	0.0488	May-98
60	Jun-98	ATMOS ENERGY CORP	ATO	30.5	-0.00813	0	0.0052	-0.0133	Jun-98
60	Jul-98	ATMOS ENERGY CORP	ATO	29.25	-0.04098	0	0.0049	-0.0459	Jul-98
60	Aug-98	ATMOS ENERGY CORP	ATO	28.375	-0.02086	0.265	0.0048	-0.0257	Aug-98
60	Sep-98	ATMOS ENERGY CORP	ATO	28.5625	0.006608	0	0.0044	0.0022	Sep-98
60	Oct-98	ATMOS ENERGY CORP	ATO	29.6875	0.039387	0	0.0042	0.0352	Oct-98
60	Nov-98	ATMOS ENERGY CORP	ATO	30.625	0.040842	0.275	0.0045	0.0363	Nov-98
60	Dec-98	ATMOS ENERGY CORP	ATO	32.25	0.053061	0	0.0045	0.0486	Dec-98
60	Jan-99	ATMOS ENERGY CORP	ATO	29.8125	-0.07558	0	0.0042	-0.0798	Jan-99
60	Feb-99	ATMOS ENERGY CORP	ATO	24	-0.18574	0.275	0.0040	-0.1897	Feb-99
60	Mar-99	ATMOS ENERGY CORP	ATO	24.0625	0.002604	0	0.0053	-0.0027	Mar-99
60	Apr-99	ATMOS ENERGY CORP	ATO	25.25	0.049351	0	0.0048	0.0446	Apr-99
60	May-99	ATMOS ENERGY CORP	ATO	25.375	0.015842	0.275	0.0045	0.0113	May-99
60	Jun-99	ATMOS ENERGY CORP	ATO	25	-0.01478	0	0.0055	-0.0203	Jun-99
60	Jul-99	ATMOS ENERGY CORP	ATO	25	0	0	0.0051	-0.0051	Jul-99
60	Aug-99	ATMOS ENERGY CORP	ATO	25.0625	0.0135	0.275	0.0054	0.0081	Aug-99
60	Sep-99	ATMOS ENERGY CORP	ATO	24.125	-0.03741	0	0.0052	-0.0426	Sep-99
60	Oct-99	ATMOS ENERGY CORP	ATO	22.6875	-0.05959	0	0.0050	-0.0646	Oct-99
60	Nov-99	ATMOS ENERGY CORP	ATO	22.3125	-0.00397	0.285	0.0056	-0.0096	Nov-99
60	Dec-99	ATMOS ENERGY CORP	ATO	20.4375	-0.08403	0	0.0055	-0.0895	Dec-99
60	Jan-00	ATMOS ENERGY CORP	ATO	17.5	-0.14373	0	0.0057	-0.1494	Jan-00
60	Feb-00	ATMOS ENERGY CORP	ATO	17.125	-0.00514	0.285	0.0051	-0.0102	Feb-00
60	Mar-00	ATMOS ENERGY CORP	ATO	16.375	-0.0438	0	0.0054	-0.0492	Mar-00
60	Apr-00	ATMOS ENERGY CORP	ATO	15.875	-0.03053	0	0.0047	-0.0352	Apr-00
60	May-00	ATMOS ENERGY CORP	ATO	18.3125	0.171496	0.285	0.0056	0.1659	May-00
60	Jun-00	ATMOS ENERGY CORP	ATO	17.5	-0.04437	0	0.0052	-0.0496	Jun-00
60	Jul-00	ATMOS ENERGY CORP	ATO	20.625	0.178571	0	0.0052	0.1734	Jul-00
60	Aug-00	ATMOS ENERGY CORP	ATO	20.75	0.019879	0.285	0.0050	0.0149	Aug-00
60	Sep-00	ATMOS ENERGY CORP	ATO	20.625	-0.00602	0	0.0046	-0.0106	Sep-00

60	Oct-00	ATMOS ENERGY CORP	ATO	23.125	0.121212	0	0.0053	0.1159	Oct-00
60	Nov-00	ATMOS ENERGY CORP	ATO	25.125	0.099027	0.29	0.0048	0.0942	Nov-00
60	Dec-00	ATMOS ENERGY CORP	ATO	24.375	-0.02985	0	0.0045	-0.0344	Dec-00
60	Jan-01	ATMOS ENERGY CORP	ATO	24.47	0.003897	0	0.0049	-0.0010	Jan-01
60	Feb-01	ATMOS ENERGY CORP	ATO	23.3	-0.03596	0.29	0.0042	-0.0402	Feb-01
60	Mar-01	ATMOS ENERGY CORP	ATO	23.8	0.021459	0	0.0045	0.0170	Mar-01
60	Apr-01	ATMOS ENERGY CORP	ATO	22.67	-0.04748	0	0.0047	-0.0522	Apr-01
60	May-01	ATMOS ENERGY CORP	ATO	23.2	0.036171	0.29	0.0050	0.0312	May-01
60	Jun-01	ATMOS ENERGY CORP	ATO	24.46	0.05431	0	0.0047	0.0496	Jun-01
60	Jul-01	ATMOS ENERGY CORP	ATO	20.2	-0.17416	0	0.0052	-0.1794	Jul-01
60	Aug-01	ATMOS ENERGY CORP	ATO	21.6	0.083663	0.29	0.0046	0.0791	Aug-01
60	Sep-01	ATMOS ENERGY CORP	ATO	21.6	0	0	0.0041	-0.0041	Sep-01
60	Oct-01	ATMOS ENERGY CORP	ATO	21.55	-0.00232	0	0.0048	-0.0071	Oct-01
60	Nov-01	ATMOS ENERGY CORP	ATO	19.6	-0.0768	0.295	0.0041	-0.0809	Nov-01
60	Dec-01	ATMOS ENERGY CORP	ATO	21.25	0.084184	0	0.0046	0.0796	Dec-01
60	Jan-02	ATMOS ENERGY CORP	ATO	21.1	-0.00706	0	0.0048	-0.0119	Jan-02
60	Feb-02	ATMOS ENERGY CORP	ATO	22.3	0.070853	0.295	0.0043	0.0666	Feb-02
60	Mar-02	ATMOS ENERGY CORP	ATO	23.6	0.058296	0	0.0043	0.0540	Mar-02
60	Apr-02	ATMOS ENERGY CORP	ATO	23.93	0.013983	0	0.0054	0.0086	Apr-02
60	May-02	ATMOS ENERGY CORP	ATO	23.14	-0.02069	0.295	0.0049	-0.0256	May-02
60	Jun-02	ATMOS ENERGY CORP	ATO	23.44	0.012965	0	0.0044	0.0086	Jun-02
60	Jul-02	ATMOS ENERGY CORP	ATO	21.25	-0.09343	0	0.0051	-0.0985	Jul-02
60	Aug-02	ATMOS ENERGY CORP	ATO	21.44	0.022824	0.295	0.0044	0.0184	Aug-02
60	Sep-02	ATMOS ENERGY CORP	ATO	21.5	0.002798	0	0.0042	-0.0014	Sep-02
60	Oct-02	ATMOS ENERGY CORP	ATO	22	0.023256	0	0.0040	0.0193	Oct-02
60	Nov-02	ATMOS ENERGY CORP	ATO	22.3	0.027273	0.3	0.0040	0.0233	Nov-02
60	Dec-02	ATMOS ENERGY CORP	ATO	23.32	0.04574	0	0.0045	0.0412	Dec-02
60	Jan-03	ATMOS ENERGY CORP	ATO	22.4	-0.03945	0	0.0041	-0.0436	Jan-03
60	Feb-03	ATMOS ENERGY CORP	ATO	21.28	-0.03661	0.3	0.0038	-0.0404	Feb-03
60	Mar-03	ATMOS ENERGY CORP	ATO	21.26	-0.00094	0	0.0040	-0.0049	Mar-03
60	Apr-03	ATMOS ENERGY CORP	ATO	22.78	0.071496	0	0.0040	0.0675	Apr-03
60	May-03	ATMOS ENERGY CORP	ATO	24.75	0.099649	0.3	0.0039	0.0957	May-03
60	Jun-03	ATMOS ENERGY CORP	ATO	24.8	0.00202	0	0.0036	-0.0016	Jun-03
60	Jul-03	ATMOS ENERGY CORP	ATO	24.37	-0.01734	0	0.0038	-0.0211	Jul-03
60	Aug-03	ATMOS ENERGY CORP	ATO	24.35	0.01149	0.3	0.0042	0.0073	Aug-03
60	Sep-03	ATMOS ENERGY CORP	ATO	23.94	-0.01684	0	0.0046	-0.0214	Sep-03

60	Oct-03	ATMOS ENERGY CORP	ATO	24.5	0.023392	0	0.0041	0.0193	Oct-03
60	Nov-03	ATMOS ENERGY CORP	ATO	24.65	0.018571	0.305	0.0039	0.0147	Nov-03
60	Dec-03	ATMOS ENERGY CORP	ATO	24.3	-0.0142	0	0.0047	-0.0189	Dec-03
60	Jan-04	ATMOS ENERGY CORP	ATO	25.6	0.053498	0	0.0042	0.0493	Jan-04
60	Feb-04	ATMOS ENERGY CORP	ATO	26.35	0.041211	0.305	0.0038	0.0374	Feb-04
60	Mar-04	ATMOS ENERGY CORP	ATO	25.57	-0.0296	0	0.0043	-0.0339	Mar-04
60	Apr-04	ATMOS ENERGY CORP	ATO	24.64	-0.03637	0	0.0039	-0.0403	Apr-04
60	May-04	ATMOS ENERGY CORP	ATO	24.79	0.018466	0.305	0.0040	0.0145	May-04
60	Jun-04	ATMOS ENERGY CORP	ATO	25.6	0.032674	0	0.0048	0.0279	Jun-04
60	Jul-04	ATMOS ENERGY CORP	ATO	25.17	-0.0168	0	0.0043	-0.0211	Jul-04
60	Aug-04	ATMOS ENERGY CORP	ATO	25.29	0.016885	0.305	0.0045	0.0124	Aug-04
60	Sep-04	ATMOS ENERGY CORP	ATO	25.19	-0.00395	0	0.0040	-0.0080	Sep-04
60	Oct-04	ATMOS ENERGY CORP	ATO	25.81	0.024613	0	0.0038	0.0208	Oct-04
60	Nov-04	ATMOS ENERGY CORP	ATO	26.99	0.05773	0.31	0.0041	0.0536	Nov-04
60	Dec-04	ATMOS ENERGY CORP	ATO	27.35	0.013338	0	0.0043	0.0090	Dec-04
60	Jan-05	ATMOS ENERGY CORP	ATO	27.7	0.012797	0	0.0041	0.0087	Jan-05
60	Feb-05	ATMOS ENERGY CORP	ATO	27.57	0.006498	0.31	0.0035	0.0030	Feb-05
60	Mar-05	ATMOS ENERGY CORP	ATO	27	-0.02068	0	0.0041	-0.0248	Mar-05
60	Apr-05	ATMOS ENERGY CORP	ATO	26.3	-0.02593	0	0.0039	-0.0298	Apr-05
60	May-05	ATMOS ENERGY CORP	ATO	28.29	0.087453	0.31	0.0040	0.0835	May-05
60	Jun-05	ATMOS ENERGY CORP	ATO	28.8	0.018028	0	0.0036	0.0144	Jun-05
60	Jul-05	ATMOS ENERGY CORP	ATO	29.16	0.0125	0	0.0034	0.0091	Jul-05
60	Aug-05	ATMOS ENERGY CORP	ATO	29.59	0.025377	0.31	0.0040	0.0214	Aug-05
60	Sep-05	ATMOS ENERGY CORP	ATO	28.25	-0.04529	0	0.0035	-0.0488	Sep-05
60	Oct-05	ATMOS ENERGY CORP	ATO	26.3	-0.06903	0	0.0039	-0.0729	Oct-05
60	Nov-05	ATMOS ENERGY CORP	ATO	26.57	0.022243	0.315	0.0039	0.0183	Nov-05
60	Dec-05	ATMOS ENERGY CORP	ATO	26.16	-0.01543	0	0.0039	-0.0193	Dec-05
60	Jan-06	ATMOS ENERGY CORP	ATO	26.28	0.004587	0	0.0040	0.0006	Jan-06
60	Feb-06	ATMOS ENERGY CORP	ATO	26.4	0.016552	0.315	0.0036	0.0130	Feb-06
60	Mar-06	ATMOS ENERGY CORP	ATO	26.33	-0.00265	0	0.0039	-0.0066	Mar-06
60	Apr-06	ATMOS ENERGY CORP	ATO	26.54	0.007976	0	0.0039	0.0041	Apr-06
60	May-06	ATMOS ENERGY CORP	ATO	26.84	0.023173	0.315	0.0048	0.0184	May-06
60	Jun-06	ATMOS ENERGY CORP	ATO	27.91	0.039866	0	0.0044	0.0355	Jun-06
60	Jul-06	ATMOS ENERGY CORP	ATO	28.77	0.030813	0	0.0045	0.0263	Jul-06
60	Aug-06	ATMOS ENERGY CORP	ATO	28.8	0.011992	0.315	0.0043	0.0077	Aug-06
60	Sep-06	ATMOS ENERGY CORP	ATO	28.55	-0.00868	0	0.0039	-0.0126	Sep-06

60	Oct-06	ATMOS ENERGY CORP	ATO	30.73	0.076357	0	0.0042	0.0722	Oct-06
60	Nov-06	ATMOS ENERGY CORP	ATO	32.77	0.076798	0.32	0.0039	0.0729	Nov-06
60	Dec-06	ATMOS ENERGY CORP	ATO	31.91	-0.02624	0	0.0036	-0.0298	Dec-06
60	Jan-07	ATMOS ENERGY CORP	ATO	31.24	-0.021	0	0.0043	-0.0253	Jan-07
60	Feb-07	ATMOS ENERGY CORP	ATO	31.46	0.017286	0.32	0.0038	0.0135	Feb-07
60	Mar-07	ATMOS ENERGY CORP	ATO	31.28	-0.00572	0	0.0039	-0.0096	Mar-07
60	Apr-07	ATMOS ENERGY CORP	ATO	31.72	0.014066	0	0.0042	0.0099	Apr-07
60	May-07	ATMOS ENERGY CORP	ATO	32.39	0.031211	0.32	0.0041	0.0271	May-07
60	Jun-07	ATMOS ENERGY CORP	ATO	30.06	-0.07194	0	0.0040	-0.0759	Jun-07
60	Jul-07	ATMOS ENERGY CORP	ATO	28.07	-0.0662	0	0.0046	-0.0708	Jul-07
60	Aug-07	ATMOS ENERGY CORP	ATO	28.11	0.012825	0.32	0.0042	0.0086	Aug-07
60	Sep-07	ATMOS ENERGY CORP	ATO	28.32	0.007471	0	0.0037	0.0038	Sep-07
60	Oct-07	ATMOS ENERGY CORP	ATO	28.05	-0.00953	0	0.0043	-0.0138	Oct-07
60	Nov-07	ATMOS ENERGY CORP	ATO	26.19	-0.05472	0.325	0.0039	-0.0586	Nov-07
60	Dec-07	ATMOS ENERGY CORP	ATO	28.04	0.070638	0	0.0037	0.0669	Dec-07
60	Jan-08	ATMOS ENERGY CORP	ATO	28.74	0.024964	0	0.0040	0.0210	Jan-08
60	Feb-08	ATMOS ENERGY CORP	ATO	26	-0.08403	0.325	0.0034	-0.0874	Feb-08
60	Mar-08	ATMOS ENERGY CORP	ATO	25.5	-0.01923	0	0.0037	-0.0229	Mar-08
60	Apr-08	ATMOS ENERGY CORP	ATO	27.68	0.08549	0	0.0035	0.0820	Apr-08
60	May-08	ATMOS ENERGY CORP	ATO	27.39	0.001264	0.325	0.0037	-0.0024	May-08
60	Jun-08	ATMOS ENERGY CORP	ATO	27.57	0.006572	0	0.0040	0.0026	Jun-08
60	Jul-08	ATMOS ENERGY CORP	ATO	26.47	-0.0399	0	0.0039	-0.0438	Jul-08
60	Aug-08	ATMOS ENERGY CORP	ATO	27.54	0.052701	0.325	0.0036	0.0491	Aug-08
60	Sep-08	ATMOS ENERGY CORP	ATO	26.62	-0.03341	0	0.0039	-0.0373	Sep-08
60	Oct-08	ATMOS ENERGY CORP	ATO	24.27	-0.08828	0	0.0037	-0.0920	Oct-08
60	Nov-08	ATMOS ENERGY CORP	ATO	24.93	0.040791	0.33	0.0036	0.0372	Nov-08
60	Dec-08	ATMOS ENERGY CORP	ATO	23.7	-0.04934	0	0.0033	-0.0526	Dec-08
60	Jan-09	ATMOS ENERGY CORP	ATO	24.55	0.035865	0	0.0024	0.0335	Jan-09
60	Feb-09	ATMOS ENERGY CORP	ATO	21.83	-0.09735	0.33	0.0030	-0.1004	Feb-09
60	Mar-09	ATMOS ENERGY CORP	ATO	23.12	0.059093	0	0.0035	0.0556	Mar-09
60	Apr-09	ATMOS ENERGY CORP	ATO	24.71	0.068772	0	0.0029	0.0659	Apr-09
60	May-09	ATMOS ENERGY CORP	ATO	24	-0.01538	0.33	0.0033	-0.0187	May-09
60	Jun-09	ATMOS ENERGY CORP	ATO	25.04	0.043333	0	0.0038	0.0395	Jun-09
60	Jul-09	ATMOS ENERGY CORP	ATO	27.16	0.084664	0	0.0036	0.0811	Jul-09
60	Aug-09	ATMOS ENERGY CORP	ATO	27.24	0.015096	0.33	0.0036	0.0115	Aug-09
60	Sep-09	ATMOS ENERGY CORP	ATO	28.18	0.034508	0	0.0034	0.0311	Sep-09

60	Oct-09	ATMOS ENERGY CORP	ATO	27.85	-0.01171	0	0.0033	-0.0150	Oct-09
60	Nov-09	ATMOS ENERGY CORP	ATO	27.39	-0.00449	0.335	0.0035	-0.0080	Nov-09
60	Dec-09	ATMOS ENERGY CORP	ATO	29.4	0.073384	0	0.0034	0.0700	Dec-09
60	Jan-10	ATMOS ENERGY CORP	ATO	27.62	-0.06054	0	0.0036	-0.0641	Jan-10
60	Feb-10	ATMOS ENERGY CORP	ATO	27.46	0.006336	0.335	0.0033	0.0030	Feb-10
60	Mar-10	ATMOS ENERGY CORP	ATO	28.57	0.040422	0	0.0040	0.0364	Mar-10
60	Apr-10	ATMOS ENERGY CORP	ATO	29.58	0.035352	0	0.0038	0.0316	Apr-10
60	May-10	ATMOS ENERGY CORP	ATO	27.12	-0.07184	0.335	0.0034	-0.0752	May-10
60	Jun-10	ATMOS ENERGY CORP	ATO	27.04	-0.00295	0	0.0037	-0.0067	Jun-10
60	Jul-10	ATMOS ENERGY CORP	ATO	29	0.072485	0	0.0031	0.0694	Jul-10
60	Aug-10	ATMOS ENERGY CORP	ATO	28.3	-0.01259	0.335	0.0032	-0.0158	Aug-10
60	Sep-10	ATMOS ENERGY CORP	ATO	29.25	0.033569	0	0.0026	0.0310	Sep-10
60	Oct-10	ATMOS ENERGY CORP	ATO	29.45	0.006838	0	0.0027	0.0041	Oct-10
60	Nov-10	ATMOS ENERGY CORP	ATO	30.07	0.032598	0.34	0.0032	0.0294	Nov-10
60	Dec-10	ATMOS ENERGY CORP	ATO	31.2	0.037579	0	0.0032	0.0344	Dec-10
60	Jan-11	ATMOS ENERGY CORP	ATO	32.6	0.044872	0	0.003567	0.0413	Jan-11
60	Feb-11	ATMOS ENERGY CORP	ATO	33.82	0.047853	0.34	0.003683	0.0442	Feb-11
60	Mar-11	ATMOS ENERGY CORP	ATO	34.1	0.008279	0	0.003558	0.0047	Mar-11
60	Apr-11	ATMOS ENERGY CORP	ATO	34.89	0.023167	0	0.003567	0.0196	Apr-11
60	May-11	ATMOS ENERGY CORP	ATO	33.35	-0.03439	0.34	0.003342	-0.0377	May-11
60	Jun-11	ATMOS ENERGY CORP	ATO	33.25	-0.003	0	0.003258	-0.0063	Jun-11
60	Jul-11	ATMOS ENERGY CORP	ATO	33.43	0.005414	0	0.003292	0.0021	Jul-11
60	Aug-11	ATMOS ENERGY CORP	ATO	33.54	0.013461	0.34	0.003042	0.0104	Aug-11
60	Sep-11	ATMOS ENERGY CORP	ATO	32.45	-0.0325	0	0.002358	-0.0349	Sep-11
60	Oct-11	ATMOS ENERGY CORP	ATO	34.32	0.057627	0	0.002392	0.0552	Oct-11
60	Nov-11	ATMOS ENERGY CORP	ATO	34.21	0.006847	0.345	0.002267	0.0046	Nov-11
60	Dec-11	ATMOS ENERGY CORP	ATO	33.35	-0.02514	0	0.002483	-0.0276	Dec-11
60	Jan-12	ATMOS ENERGY CORP	ATO	32.41	-0.02819	0	0.0021	-0.0303	Jan-12
60	Feb-12	ATMOS ENERGY CORP	ATO	30.73	-0.04119	0.345	0.002	-0.0432	Feb-12
60	Mar-12	ATMOS ENERGY CORP	ATO	31.46	0.023755	0	0.0022	0.0216	Mar-12
60	Apr-12	ATMOS ENERGY CORP	ATO	32.58	0.035601	0	0.0025	0.0331	Apr-12
60	May-12	ATMOS ENERGY CORP	ATO	33.14	0.027778	0.345	0.0023	0.0255	May-12
60	Jun-12	ATMOS ENERGY CORP	ATO	35.07	0.058238	0	0.0018	0.0564	Jun-12
	Jul-12	ATMOS ENERGY CORP	ATO	35.85	0.022241	0	0.002	0.0202	Jul-12
	Aug-12	ATMOS ENERGY CORP	ATO	34.94	-0.01576	0.345	0.0018	-0.0176	Aug-12
	Sep-12	ATMOS ENERGY CORP	ATO	35.79	0.024327	0	0.0017	0.0226	Sep-12

Oct-12	ATMOS ENERGY CORP	ATO	35.97	0.005029	0	0.0021	0.0029	Oct-12
Nov-12	ATMOS ENERGY CORP	ATO	35.01	-0.01696	0.35	0.0019	-0.0189	Nov-12
Dec-12	ATMOS ENERGY CORP	ATO	35.12	0.003142	0	0.0019	0.0012	Dec-12
Jan-13	ATMOS ENERGY CORP	ATO	37.36	0.063781	0	0.0022	0.0616	Jan-13
Feb-13	ATMOS ENERGY CORP	ATO	38.17	0.031049	0.35	0.0022	0.0288	Feb-13
Mar-13	ATMOS ENERGY CORP	ATO	42.69	0.118418	0	0.0021	0.1163	Mar-13
Apr-13	ATMOS ENERGY CORP	ATO	44.37	0.039353	0	0.0026	0.0368	Apr-13
May-13	ATMOS ENERGY CORP	ATO	42.22	-0.04057	0.35	0.0023	-0.0429	May-13
Jun-13	ATMOS ENERGY CORP	ATO	41.06	-0.02748	0	0.0024	-0.0299	Jun-13
Jul-13	ATMOS ENERGY CORP	ATO	44.24	0.077448	0	0.003	0.0744	Jul-13
Aug-13	ATMOS ENERGY CORP	ATO	40.35	-0.08002	0.35	0.0028	-0.0828	Aug-13
Sep-13	ATMOS ENERGY CORP	ATO	42.59	0.055514	0	0.0029	0.0526	Sep-13
Oct-13	ATMOS ENERGY CORP	ATO	44.27	0.039446	0	0.0029	0.0365	Oct-13
Nov-13	ATMOS ENERGY CORP	ATO	44.45	0.012424	0.37	0.0027	0.0097	Nov-13
Dec-13	ATMOS ENERGY CORP	ATO	45.42	0.021822	0	0.0031	0.0187	Dec-13
Jan-14	ATMOS ENERGY CORP	ATO	48.01	0.057023	0	0.0032	0.0538	Jan-14
Feb-14	ATMOS ENERGY CORP	ATO	46.01	-0.03395	0.37	0.0026	-0.0366	Feb-14
Mar-14	ATMOS ENERGY CORP	ATO	47.13	0.024343	0	0.0029	0.0214	Mar-14
Apr-14	ATMOS ENERGY CORP	ATO	51.04	0.082962	0	0.0028	0.0802	Apr-14
May-14	ATMOS ENERGY CORP	ATO	50.1	-0.01117	0.37	0.0028	-0.0140	May-14
Jun-14	ATMOS ENERGY CORP	ATO	53.4	0.065868	0	0.0025	0.0634	Jun-14
Jul-14	ATMOS ENERGY CORP	ATO	48.32	-0.09513	0	0.0027	-0.0978	Jul-14
Aug-14	ATMOS ENERGY CORP	ATO	50.56	0.054015	0.37	0.0026	0.0514	Aug-14
Sep-14	ATMOS ENERGY CORP	ATO	47.7	-0.05657	0	0.0023	-0.0589	Sep-14
Oct-14	ATMOS ENERGY CORP	ATO	53	0.111111	0	0.0025	0.1086	Oct-14
Nov-14	ATMOS ENERGY CORP	ATO	53.7	0.020566	0.39	0.0023	0.0183	Nov-14
Dec-14	ATMOS ENERGY CORP	ATO	55.74	0.037989	0	0.0022	0.0358	Dec-14
Jan-15	ATMOS ENERGY CORP	ATO	56.91	0.02099	0	0.002	0.0190	Jan-15
Feb-15	ATMOS ENERGY CORP	ATO	53.04	-0.06115	0.39	0.0015	-0.0626	Feb-15
Mar-15	ATMOS ENERGY CORP	ATO	55.3	0.042609	0	0.0021	0.0405	Mar-15
Apr-15	ATMOS ENERGY CORP	ATO	54	-0.02351	0	0.0019	-0.0254	Apr-15
May-15	ATMOS ENERGY CORP	ATO	54.02	0.007593	0.39	0.002	0.0056	May-15
Jun-15	ATMOS ENERGY CORP	ATO	51.28	-0.05072	0	0.003492	-0.0542	Jun-15
Jul-15	ATMOS ENERGY CORP	ATO	55.3	0.078393	0	0.003458	0.0749	Jul-15
Aug-15	ATMOS ENERGY CORP	ATO	54.79	-0.00217	0.39	0.003367	-0.0055	Aug-15
Sep-15	ATMOS ENERGY CORP	ATO	58.18	0.061873	0	0.003392	0.058481	Sep-15

Oct-15	ATMOS ENERGY CORP	ATO	63	0.082846	0	0.003292	0.079555	Oct-15
Nov-15	ATMOS ENERGY CORP	ATO	62.31	-0.00429	0.42	0.003383	-0.007669	Nov-15
Dec-15	ATMOS ENERGY CORP	ATO	63.04	0.011716	0	0.003308	0.008407	Dec-15
Jan-16	ATMOS ENERGY CORP	ATO	69.22	0.098033	0	0.003333	0.0947	Jan-16
Feb-16	ATMOS ENERGY CORP	ATO	69.41	0.008812	0.42	0.0033	0.005512	Feb-16
Mar-16	ATMOS ENERGY CORP	ATO	74.26	0.069875	0	0.003183	0.066691	Mar-16
Apr-16	ATMOS ENERGY CORP	ATO	72.55	-0.02303	0	0.003183	-0.026211	Apr-16
May-16	ATMOS ENERGY CORP	ATO	72.9	0.010613	0.42	0.003042	0.007572	May-16
Jun-16	ATMOS ENERGY CORP	ATO	81.32	0.115501	0	0.002917	0.112584	Jun-16
Jul-16	ATMOS ENERGY CORP	ATO	79.79	-0.01881	0	0.002733	-0.021548	Jul-16
Aug-16	ATMOS ENERGY CORP	ATO	73.7	-0.07106	0.42	0.002767	-0.073828	Aug-16
Sep-16	ATMOS ENERGY CORP	ATO	74.47	0.010448	0	0.002842	0.007606	Sep-16
Oct-16	ATMOS ENERGY CORP	ATO	74.39	-0.00107	0	0.002842	-0.003916	Oct-16
Nov-16	ATMOS ENERGY CORP	ATO	71.12	-0.03791	0.45	0.003217	-0.041125	Nov-16
Dec-16	ATMOS ENERGY CORP	ATO	74.15	0.042604	0	0.003383	0.039221	Dec-16
Jan-17	ATMOS ENERGY CORP	ATO	76.18	0.027377	0	0.003267	0.02411	Jan-17
Feb-17	ATMOS ENERGY CORP	ATO	78.29	0.033605	0.45	0.003292	0.030313	Feb-17
Mar-17	ATMOS ENERGY CORP	ATO	78.99	0.008941	0	0.003292	0.005649	Mar-17
Apr-17	ATMOS ENERGY CORP	ATO	81.02	0.025699	0	0.003225	0.022474	Apr-17
May-17	ATMOS ENERGY CORP	ATO	83.31	0.033819	0.45	0.003208	0.03061	May-17
Jun-17	ATMOS ENERGY CORP	ATO	82.95	-0.00432	0	0.003067	-0.007388	Jun-17
Jul-17	ATMOS ENERGY CORP	ATO	86.76	0.045931	0	0.00315	0.042781	Jul-17
Aug-17	ATMOS ENERGY CORP	ATO	88.04	0.01994	0.45	0.003083	0.016857	Aug-17
Sep-17	ATMOS ENERGY CORP	ATO	83.84	-0.04771	0	0.003025	-0.050731	Sep-17
Oct-17	ATMOS ENERGY CORP	ATO	87.24	0.040553	0	0.003	0.037553	Oct-17
Nov-17	ATMOS ENERGY CORP	ATO	92.29	0.063446	0.485	0.003	0.060446	Nov-17
Dec-17	ATMOS ENERGY CORP	ATO	85.89	-0.06935	0	0.002925	-0.072272	Dec-17
Jan-18	ATMOS ENERGY CORP	ATO	82.9	-0.03481	0	0.002925	-0.037737	Jan-18
Feb-18	ATMOS ENERGY CORP	ATO	80.49	-0.02322	0.485	0.002958	-0.026179	Feb-18
Mar-18	ATMOS ENERGY CORP	ATO	84.24	0.04659	0	0.003225	0.043365	Mar-18
Apr-18	ATMOS ENERGY CORP	ATO	86.89	0.031458	0	0.003208	0.028249	Apr-18
May-18	ATMOS ENERGY CORP	ATO	89.21	0.032282	0.485	0.003325	0.028957	May-18
Jun-18	ATMOS ENERGY CORP	ATO	90.14	0.010425	0	0.0033	0.007125	Jun-18
Jul-18	ATMOS ENERGY CORP	ATO	91.87	0.019192	0	0.003225	0.015967	Jul-18
Aug-18	ATMOS ENERGY CORP	ATO	92.23	0.009198	0.485	0.003233	0.005964	Aug-18
Sep-18	ATMOS ENERGY CORP	ATO	93.91	0.018215	0	0.003233	0.014982	Sep-18

Oct-18	ATMOS ENERGY CORP	ATO	93.08	-0.00884	0	0.00345	-0.012288	Oct-18
Nov-18	ATMOS ENERGY CORP	ATO	95.67	0.033466	0.525	0.003517	0.029949	Nov-18
Dec-18	ATMOS ENERGY CORP	ATO	92.72	-0.03084	0	0.00335	-0.034185	Dec-18
Jan-19	ATMOS ENERGY CORP	ATO	97.63	0.052955	0	0.003275	0.04968	Jan-19
Feb-19	ATMOS ENERGY CORP	ATO	98.85	0.017874	0.525	0.003158	0.014715	Feb-19
Mar-19	ATMOS ENERGY CORP	ATO	102.93	0.041275	0	0.003158	0.038116	Mar-19
Apr-19	ATMOS ENERGY CORP	ATO	102.34	-0.00573	0	0.003075	-0.008807	Apr-19
May-19	ATMOS ENERGY CORP	ATO	101.8	-0.00015	0.525	0.003058	-0.003205	May-19
Jun-19	ATMOS ENERGY CORP	ATO	105.56	0.036935	0	0.003058	0.033877	Jun-19
Jul-19	ATMOS ENERGY CORP	ATO	109.04	0.032967	0	0.002742	0.030225	Jul-19
Aug-19	ATMOS ENERGY CORP	ATO	110.23	0.015728	0.525	0.002742	0.012987	Aug-19
Sep-19	ATMOS ENERGY CORP	ATO	113.89	0.033203	0	0.002483	0.03072	Sep-19
Oct-19	ATMOS ENERGY CORP	ATO	112.48	-0.01238	0	0.002525	-0.014905	Oct-19
Nov-19	ATMOS ENERGY CORP	ATO	106.96	-0.04396	0.575	0.002558	-0.046522	Nov-19
Dec-19	ATMOS ENERGY CORP	ATO	111.86	0.045812	0	0.002508	0.043303	Dec-19
Jan-20	ATMOS ENERGY CORP	ATO	117.03	0.046218	0	0.00235	0.043868	Jan-20
Feb-20	ATMOS ENERGY CORP	ATO	103.25	-0.11283	0.575	0.00245	-0.115284	Feb-20
Mar-20	ATMOS ENERGY CORP	ATO	99.23	-0.03893	0	0.002317	-0.041251	Mar-20
Apr-20	ATMOS ENERGY CORP	ATO	101.97	0.027613	0	0.002025	0.025588	Apr-20
May-20	ATMOS ENERGY CORP	ATO	102.78	0.013582	0.575	0.002075	0.011507	May-20
Jun-20	ATMOS ENERGY CORP	ATO	99.58	-0.03113	0	0.002008	-0.033143	Jun-20
Jul-20	ATMOS ENERGY CORP	ATO	105.99	0.06437	0	0.001692	0.062679	Jul-20
Aug-20	ATMOS ENERGY CORP	ATO	99.82	-0.05279	0.575	0.001875	-0.054663	Aug-20
Sep-20	ATMOS ENERGY CORP	ATO	95.59	-0.04238	0	0.001925	-0.044301	Sep-20
Oct-20	ATMOS ENERGY CORP	ATO	91.67	-0.04101	0	0.001958	-0.042967	Oct-20
Nov-20	ATMOS ENERGY CORP	ATO	95.89	0.052853	0.625	0.001917	0.050936	Nov-20
Dec-20	ATMOS ENERGY CORP	ATO	95.43	-0.0048	0	0.001883	-0.00668	Dec-20
Jan-21	ATMOS ENERGY CORP	ATO	89	-0.06738	0	0.002042	-0.069421	Jan-21
Feb-21	ATMOS ENERGY CORP	ATO	84.61	-0.0423	0.625	0.00225	-0.044553	Feb-21
Mar-21	ATMOS ENERGY CORP	ATO	98.85	0.168302	0	0.002533	0.165768	Mar-21

Unique Index Number	Trading Date	Company Name	Ticker	Closing Price	Total Return	Dividend Amount	IbbotRf	RP	Trading Date
	Jan-26						0.0031		Jan-26
	Feb-26						0.0028		Feb-26
	Mar-26						0.0032		Mar-26
	Apr-26						0.0030		Apr-26
	May-26						0.0028		May-26
	Jun-26						0.0033		Jun-26
	Jul-26						0.0031		Jul-26
	Aug-26						0.0031		Aug-26
	Sep-26						0.0030		Sep-26
	Oct-26						0.0030		Oct-26
	Nov-26						0.0031		Nov-26
	Dec-26						0.0030		Dec-26
	Jan-27						0.0030		Jan-27
	Feb-27						0.0027		Feb-27
	Mar-27						0.0029		Mar-27
	Apr-27						0.0027		Apr-27
	May-27						0.0028		May-27
	Jun-27						0.0027		Jun-27
	Jul-27						0.0027		Jul-27
	Aug-27						0.0029		Aug-27
	Sep-27						0.0027		Sep-27
	Oct-27						0.0028		Oct-27
	Nov-27						0.0027		Nov-27
	Dec-27						0.0027		Dec-27
	Jan-28						0.0027		Jan-28
	Feb-28						0.0025		Feb-28
	Mar-28						0.0027		Mar-28
	Apr-28						0.0026		Apr-28
	May-28						0.0027		May-28
	Jun-28						0.0027		Jun-28
	Jul-28						0.0027		Jul-28
	Aug-28						0.0029		Aug-28
	Sep-28						0.0027		Sep-28
	Oct-28						0.0030		Oct-28
	Nov-28						0.0027		Nov-28
	Dec-28						0.0029		Dec-28
	Jan-29						0.0029		Jan-29
	Feb-29						0.0027		Feb-29
	Mar-29						0.0028		Mar-29
	Apr-29						0.0034		Apr-29
	May-29						0.0030		May-29

Jun-29	0.0029	Jun-29
Jul-29	0.0032	Jul-29
Aug-29	0.0030	Aug-29
Sep-29	0.0032	Sep-29
Oct-29	0.0031	Oct-29
Nov-29	0.0026	Nov-29
Dec-29	0.0031	Dec-29
Jan-30	0.0029	Jan-30
Feb-30	0.0026	Feb-30
Mar-30	0.0029	Mar-30
Apr-30	0.0027	Apr-30
May-30	0.0027	May-30
Jun-30	0.0029	Jun-30
Jul-30	0.0028	Jul-30
Aug-30	0.0026	Aug-30
Sep-30	0.0029	Sep-30
Oct-30	0.0027	Oct-30
Nov-30	0.0026	Nov-30
Dec-30	0.0028	Dec-30
Jan-31	0.0028	Jan-31
Feb-31	0.0026	Feb-31
Mar-31	0.0029	Mar-31
Apr-31	0.0027	Apr-31
May-31	0.0026	May-31
Jun-31	0.0028	Jun-31
Jul-31	0.0027	Jul-31
Aug-31	0.0027	Aug-31
Sep-31	0.0027	Sep-31
Oct-31	0.0029	Oct-31
Nov-31	0.0031	Nov-31
Dec-31	0.0032	Dec-31
Jan-32	0.0032	Jan-32
Feb-32	0.0032	Feb-32
Mar-32	0.0031	Mar-32
Apr-32	0.0030	Apr-32
May-32	0.0028	May-32
Jun-32	0.0028	Jun-32
Jul-32	0.0028	Jul-32
Aug-32	0.0028	Aug-32
Sep-32	0.0026	Sep-32
Oct-32	0.0027	Oct-32
Nov-32	0.0026	Nov-32
Dec-32	0.0027	Dec-32
Jan-33	0.0027	Jan-33

Feb-33	0.0023	Feb-33
Mar-33	0.0027	Mar-33
Apr-33	0.0025	Apr-33
May-33	0.0028	May-33
Jun-33	0.0025	Jun-33
Jul-33	0.0026	Jul-33
Aug-33	0.0026	Aug-33
Sep-33	0.0025	Sep-33
Oct-33	0.0026	Oct-33
Nov-33	0.0025	Nov-33
Dec-33	0.0028	Dec-33
Jan-34	0.0029	Jan-34
Feb-34	0.0024	Feb-34
Mar-34	0.0027	Mar-34
Apr-34	0.0025	Apr-34
May-34	0.0025	May-34
Jun-34	0.0024	Jun-34
Jul-34	0.0024	Jul-34
Aug-34	0.0024	Aug-34
Sep-34	0.0023	Sep-34
Oct-34	0.0027	Oct-34
Nov-34	0.0025	Nov-34
Dec-34	0.0025	Dec-34
Jan-35	0.0025	Jan-35
Feb-35	0.0021	Feb-35
Mar-35	0.0022	Mar-35
Apr-35	0.0023	Apr-35
May-35	0.0023	May-35
Jun-35	0.0022	Jun-35
Jul-35	0.0024	Jul-35
Aug-35	0.0023	Aug-35
Sep-35	0.0023	Sep-35
Oct-35	0.0023	Oct-35
Nov-35	0.0024	Nov-35
Dec-35	0.0024	Dec-35
Jan-36	0.0024	Jan-36
Feb-36	0.0023	Feb-36
Mar-36	0.0024	Mar-36
Apr-36	0.0022	Apr-36
May-36	0.0022	May-36
Jun-36	0.0024	Jun-36
Jul-36	0.0023	Jul-36
Aug-36	0.0023	Aug-36
Sep-36	0.0021	Sep-36

Oct-36	0.0023	Oct-36
Nov-36	0.0022	Nov-36
Dec-36	0.0022	Dec-36
Jan-37	0.0021	Jan-37
Feb-37	0.0020	Feb-37
Mar-37	0.0022	Mar-37
Apr-37	0.0023	Apr-37
May-37	0.0022	May-37
Jun-37	0.0025	Jun-37
Jul-37	0.0024	Jul-37
Aug-37	0.0023	Aug-37
Sep-37	0.0023	Sep-37
Oct-37	0.0023	Oct-37
Nov-37	0.0024	Nov-37
Dec-37	0.0023	Dec-37
Jan-38	0.0023	Jan-38
Feb-38	0.0021	Feb-38
Mar-38	0.0023	Mar-38
Apr-38	0.0022	Apr-38
May-38	0.0022	May-38
Jun-38	0.0021	Jun-38
Jul-38	0.0021	Jul-38
Aug-38	0.0022	Aug-38
Sep-38	0.0021	Sep-38
Oct-38	0.0022	Oct-38
Nov-38	0.0021	Nov-38
Dec-38	0.0022	Dec-38
Jan-39	0.0021	Jan-39
Feb-39	0.0019	Feb-39
Mar-39	0.0021	Mar-39
Apr-39	0.0019	Apr-39
May-39	0.0020	May-39
Jun-39	0.0018	Jun-39
Jul-39	0.0019	Jul-39
Aug-39	0.0018	Aug-39
Sep-39	0.0019	Sep-39
Oct-39	0.0023	Oct-39
Nov-39	0.0020	Nov-39
Dec-39	0.0019	Dec-39
Jan-40	0.0020	Jan-40
Feb-40	0.0018	Feb-40
Mar-40	0.0019	Mar-40
Apr-40	0.0018	Apr-40
May-40	0.0019	May-40

Jun-40	0.0019	Jun-40
Jul-40	0.0020	Jul-40
Aug-40	0.0019	Aug-40
Sep-40	0.0018	Sep-40
Oct-40	0.0018	Oct-40
Nov-40	0.0018	Nov-40
Dec-40	0.0017	Dec-40
Jan-41	0.0016	Jan-41
Feb-41	0.0016	Feb-41
Mar-41	0.0018	Mar-41
Apr-41	0.0017	Apr-41
May-41	0.0017	May-41
Jun-41	0.0016	Jun-41
Jul-41	0.0016	Jul-41
Aug-41	0.0016	Aug-41
Sep-41	0.0016	Sep-41
Oct-41	0.0016	Oct-41
Nov-41	0.0014	Nov-41
Dec-41	0.0016	Dec-41
Jan-42	0.0021	Jan-42
Feb-42	0.0019	Feb-42
Mar-42	0.0021	Mar-42
Apr-42	0.0020	Apr-42
May-42	0.0019	May-42
Jun-42	0.0021	Jun-42
Jul-42	0.0021	Jul-42
Aug-42	0.0021	Aug-42
Sep-42	0.0020	Sep-42
Oct-42	0.0021	Oct-42
Nov-42	0.0020	Nov-42
Dec-42	0.0021	Dec-42
Jan-43	0.0020	Jan-43
Feb-43	0.0019	Feb-43
Mar-43	0.0021	Mar-43
Apr-43	0.0020	Apr-43
May-43	0.0019	May-43
Jun-43	0.0021	Jun-43
Jul-43	0.0021	Jul-43
Aug-43	0.0021	Aug-43
Sep-43	0.0020	Sep-43
Oct-43	0.0020	Oct-43
Nov-43	0.0021	Nov-43
Dec-43	0.0021	Dec-43
Jan-44	0.0021	Jan-44

Feb-44	0.0020	Feb-44
Mar-44	0.0021	Mar-44
Apr-44	0.0020	Apr-44
May-44	0.0022	May-44
Jun-44	0.0020	Jun-44
Jul-44	0.0021	Jul-44
Aug-44	0.0021	Aug-44
Sep-44	0.0020	Sep-44
Oct-44	0.0021	Oct-44
Nov-44	0.0020	Nov-44
Dec-44	0.0020	Dec-44
Jan-45	0.0021	Jan-45
Feb-45	0.0018	Feb-45
Mar-45	0.0020	Mar-45
Apr-45	0.0019	Apr-45
May-45	0.0019	May-45
Jun-45	0.0019	Jun-45
Jul-45	0.0018	Jul-45
Aug-45	0.0019	Aug-45
Sep-45	0.0018	Sep-45
Oct-45	0.0019	Oct-45
Nov-45	0.0018	Nov-45
Dec-45	0.0018	Dec-45
Jan-46	0.0017	Jan-46
Feb-46	0.0015	Feb-46
Mar-46	0.0016	Mar-46
Apr-46	0.0017	Apr-46
May-46	0.0018	May-46
Jun-46	0.0016	Jun-46
Jul-46	0.0019	Jul-46
Aug-46	0.0017	Aug-46
Sep-46	0.0018	Sep-46
Oct-46	0.0019	Oct-46
Nov-46	0.0018	Nov-46
Dec-46	0.0019	Dec-46
Jan-47	0.0018	Jan-47
Feb-47	0.0016	Feb-47
Mar-47	0.0018	Mar-47
Apr-47	0.0017	Apr-47
May-47	0.0017	May-47
Jun-47	0.0019	Jun-47
Jul-47	0.0018	Jul-47
Aug-47	0.0017	Aug-47
Sep-47	0.0018	Sep-47

Oct-47	0.0018	Oct-47
Nov-47	0.0017	Nov-47
Dec-47	0.0021	Dec-47
Jan-48	0.0020	Jan-48
Feb-48	0.0019	Feb-48
Mar-48	0.0022	Mar-48
Apr-48	0.0020	Apr-48
May-48	0.0018	May-48
Jun-48	0.0021	Jun-48
Jul-48	0.0019	Jul-48
Aug-48	0.0021	Aug-48
Sep-48	0.0020	Sep-48
Oct-48	0.0019	Oct-48
Nov-48	0.0021	Nov-48
Dec-48	0.0020	Dec-48
Jan-49	0.0020	Jan-49
Feb-49	0.0018	Feb-49
Mar-49	0.0019	Mar-49
Apr-49	0.0018	Apr-49
May-49	0.0020	May-49
Jun-49	0.0019	Jun-49
Jul-49	0.0017	Jul-49
Aug-49	0.0019	Aug-49
Sep-49	0.0017	Sep-49
Oct-49	0.0018	Oct-49
Nov-49	0.0017	Nov-49
Dec-49	0.0017	Dec-49
Jan-50	0.0018	Jan-50
Feb-50	0.0016	Feb-50
Mar-50	0.0018	Mar-50
Apr-50	0.0016	Apr-50
May-50	0.0019	May-50
Jun-50	0.0017	Jun-50
Jul-50	0.0018	Jul-50
Aug-50	0.0018	Aug-50
Sep-50	0.0017	Sep-50
Oct-50	0.0019	Oct-50
Nov-50	0.0018	Nov-50
Dec-50	0.0018	Dec-50
Jan-51	0.0020	Jan-51
Feb-51	0.0017	Feb-51
Mar-51	0.0019	Mar-51
Apr-51	0.0020	Apr-51
May-51	0.0021	May-51

Jun-51	0.0020	Jun-51
Jul-51	0.0023	Jul-51
Aug-51	0.0021	Aug-51
Sep-51	0.0019	Sep-51
Oct-51	0.0023	Oct-51
Nov-51	0.0021	Nov-51
Dec-51	0.0022	Dec-51
Jan-52	0.0023	Jan-52
Feb-52	0.0021	Feb-52
Mar-52	0.0023	Mar-52
Apr-52	0.0022	Apr-52
May-52	0.0020	May-52
Jun-52	0.0022	Jun-52
Jul-52	0.0022	Jul-52
Aug-52	0.0021	Aug-52
Sep-52	0.0023	Sep-52
Oct-52	0.0023	Oct-52
Nov-52	0.0021	Nov-52
Dec-52	0.0024	Dec-52
Jan-53	0.0023	Jan-53
Feb-53	0.0021	Feb-53
Mar-53	0.0025	Mar-53
Apr-53	0.0024	Apr-53
May-53	0.0024	May-53
Jun-53	0.0027	Jun-53
Jul-53	0.0025	Jul-53
Aug-53	0.0025	Aug-53
Sep-53	0.0025	Sep-53
Oct-53	0.0023	Oct-53
Nov-53	0.0024	Nov-53
Dec-53	0.0024	Dec-53
Jan-54	0.0023	Jan-54
Feb-54	0.0022	Feb-54
Mar-54	0.0025	Mar-54
Apr-54	0.0022	Apr-54
May-54	0.0020	May-54
Jun-54	0.0025	Jun-54
Jul-54	0.0022	Jul-54
Aug-54	0.0023	Aug-54
Sep-54	0.0022	Sep-54
Oct-54	0.0021	Oct-54
Nov-54	0.0023	Nov-54
Dec-54	0.0023	Dec-54
Jan-55	0.0022	Jan-55

Feb-55	0.0022	Feb-55
Mar-55	0.0024	Mar-55
Apr-55	0.0022	Apr-55
May-55	0.0025	May-55
Jun-55	0.0023	Jun-55
Jul-55	0.0023	Jul-55
Aug-55	0.0027	Aug-55
Sep-55	0.0024	Sep-55
Oct-55	0.0025	Oct-55
Nov-55	0.0024	Nov-55
Dec-55	0.0024	Dec-55
Jan-56	0.0025	Jan-56
Feb-56	0.0023	Feb-56
Mar-56	0.0023	Mar-56
Apr-56	0.0026	Apr-56
May-56	0.0026	May-56
Jun-56	0.0023	Jun-56
Jul-56	0.0026	Jul-56
Aug-56	0.0026	Aug-56
Sep-56	0.0025	Sep-56
Oct-56	0.0029	Oct-56
Nov-56	0.0027	Nov-56
Dec-56	0.0028	Dec-56
Jan-57	0.0029	Jan-57
Feb-57	0.0025	Feb-57
Mar-57	0.0026	Mar-57
Apr-57	0.0029	Apr-57
May-57	0.0029	May-57
Jun-57	0.0025	Jun-57
Jul-57	0.0033	Jul-57
Aug-57	0.0030	Aug-57
Sep-57	0.0031	Sep-57
Oct-57	0.0031	Oct-57
Nov-57	0.0029	Nov-57
Dec-57	0.0029	Dec-57
Jan-58	0.0027	Jan-58
Feb-58	0.0025	Feb-58
Mar-58	0.0027	Mar-58
Apr-58	0.0026	Apr-58
May-58	0.0024	May-58
Jun-58	0.0027	Jun-58
Jul-58	0.0027	Jul-58
Aug-58	0.0027	Aug-58
Sep-58	0.0032	Sep-58

Oct-58	0.0032	Oct-58
Nov-58	0.0028	Nov-58
Dec-58	0.0033	Dec-58
Jan-59	0.0031	Jan-59
Feb-59	0.0031	Feb-59
Mar-59	0.0035	Mar-59
Apr-59	0.0033	Apr-59
May-59	0.0033	May-59
Jun-59	0.0036	Jun-59
Jul-59	0.0035	Jul-59
Aug-59	0.0035	Aug-59
Sep-59	0.0034	Sep-59
Oct-59	0.0035	Oct-59
Nov-59	0.0035	Nov-59
Dec-59	0.0036	Dec-59
Jan-60	0.0035	Jan-60
Feb-60	0.0037	Feb-60
Mar-60	0.0036	Mar-60
Apr-60	0.0032	Apr-60
May-60	0.0037	May-60
Jun-60	0.0034	Jun-60
Jul-60	0.0032	Jul-60
Aug-60	0.0034	Aug-60
Sep-60	0.0032	Sep-60
Oct-60	0.0033	Oct-60
Nov-60	0.0032	Nov-60
Dec-60	0.0033	Dec-60
Jan-61	0.0033	Jan-61
Feb-61	0.0030	Feb-61
Mar-61	0.0031	Mar-61
Apr-61	0.0031	Apr-61
May-61	0.0034	May-61
Jun-61	0.0032	Jun-61
Jul-61	0.0033	Jul-61
Aug-61	0.0033	Aug-61
Sep-61	0.0032	Sep-61
Oct-61	0.0034	Oct-61
Nov-61	0.0032	Nov-61
Dec-61	0.0031	Dec-61
Jan-62	0.0037	Jan-62
Feb-62	0.0032	Feb-62
Mar-62	0.0033	Mar-62
Apr-62	0.0033	Apr-62
May-62	0.0032	May-62

Jun-62	0.0030	Jun-62
Jul-62	0.0034	Jul-62
Aug-62	0.0034	Aug-62
Sep-62	0.0030	Sep-62
Oct-62	0.0035	Oct-62
Nov-62	0.0031	Nov-62
Dec-62	0.0032	Dec-62
Jan-63	0.0032	Jan-63
Feb-63	0.0029	Feb-63
Mar-63	0.0031	Mar-63
Apr-63	0.0034	Apr-63
May-63	0.0033	May-63
Jun-63	0.0030	Jun-63
Jul-63	0.0036	Jul-63
Aug-63	0.0033	Aug-63
Sep-63	0.0034	Sep-63
Oct-63	0.0034	Oct-63
Nov-63	0.0032	Nov-63
Dec-63	0.0036	Dec-63
Jan-64	0.0035	Jan-64
Feb-64	0.0032	Feb-64
Mar-64	0.0037	Mar-64
Apr-64	0.0035	Apr-64
May-64	0.0032	May-64
Jun-64	0.0038	Jun-64
Jul-64	0.0035	Jul-64
Aug-64	0.0035	Aug-64
Sep-64	0.0034	Sep-64
Oct-64	0.0034	Oct-64
Nov-64	0.0035	Nov-64
Dec-64	0.0035	Dec-64
Jan-65	0.0033	Jan-65
Feb-65	0.0032	Feb-65
Mar-65	0.0038	Mar-65
Apr-65	0.0033	Apr-65
May-65	0.0033	May-65
Jun-65	0.0038	Jun-65
Jul-65	0.0034	Jul-65
Aug-65	0.0037	Aug-65
Sep-65	0.0035	Sep-65
Oct-65	0.0034	Oct-65
Nov-65	0.0037	Nov-65
Dec-65	0.0037	Dec-65
Jan-66	0.0038	Jan-66

Feb-66	0.0034	Feb-66
Mar-66	0.0040	Mar-66
Apr-66	0.0036	Apr-66
May-66	0.0041	May-66
Jun-66	0.0039	Jun-66
Jul-66	0.0038	Jul-66
Aug-66	0.0043	Aug-66
Sep-66	0.0041	Sep-66
Oct-66	0.0040	Oct-66
Nov-66	0.0038	Nov-66
Dec-66	0.0039	Dec-66
Jan-67	0.0040	Jan-67
Feb-67	0.0034	Feb-67
Mar-67	0.0039	Mar-67
Apr-67	0.0035	Apr-67
May-67	0.0043	May-67
Jun-67	0.0039	Jun-67
Jul-67	0.0043	Jul-67
Aug-67	0.0042	Aug-67
Sep-67	0.0040	Sep-67
Oct-67	0.0045	Oct-67
Nov-67	0.0045	Nov-67
Dec-67	0.0044	Dec-67
Jan-68	0.0050	Jan-68
Feb-68	0.0042	Feb-68
Mar-68	0.0043	Mar-68
Apr-68	0.0049	Apr-68
May-68	0.0046	May-68
Jun-68	0.0042	Jun-68
Jul-68	0.0048	Jul-68
Aug-68	0.0042	Aug-68
Sep-68	0.0044	Sep-68
Oct-68	0.0045	Oct-68
Nov-68	0.0043	Nov-68
Dec-68	0.0049	Dec-68
Jan-69	0.0050	Jan-69
Feb-69	0.0046	Feb-69
Mar-69	0.0047	Mar-69
Apr-69	0.0055	Apr-69
May-69	0.0047	May-69
Jun-69	0.0055	Jun-69
Jul-69	0.0052	Jul-69
Aug-69	0.0048	Aug-69
Sep-69	0.0055	Sep-69

	Oct-69								0.0057		Oct-69
	Nov-69								0.0049		Nov-69
	Dec-69								0.0060		Dec-69
	Jan-70								0.0056		Jan-70
	Feb-70								0.0052		Feb-70
	Mar-70								0.0056		Mar-70
	Apr-70								0.0054		Apr-70
	May-70								0.0055		May-70
	Jun-70								0.0064		Jun-70
	Jul-70								0.0059		Jul-70
	Aug-70								0.0057		Aug-70
	Sep-70								0.0056		Sep-70
	Oct-70								0.0055		Oct-70
	Nov-70								0.0058		Nov-70
	Dec-70								0.0053		Dec-70
	Jan-71								0.0051		Jan-71
	Feb-71								0.0046		Feb-71
	Mar-71								0.0056		Mar-71
	Apr-71								0.0048		Apr-71
	May-71								0.0047		May-71
	Jun-71								0.0056		Jun-71
	Jul-71								0.0052		Jul-71
	Aug-71								0.0055		Aug-71
	Sep-71								0.0049		Sep-71
	Oct-71								0.0047		Oct-71
	Nov-71								0.0051		Nov-71
	Dec-71								0.0050		Dec-71
	Jan-72								0.0050		Jan-72
	Feb-72								0.0047		Feb-72
	Mar-72								0.0049		Mar-72
	Apr-72								0.0048		Apr-72
	May-72								0.0055		May-72
	Jun-72								0.0049		Jun-72
	Jul-72								0.0051		Jul-72
	Aug-72								0.0049		Aug-72
	Sep-72								0.0047		Sep-72
	Oct-72								0.0052		Oct-72
	Nov-72								0.0048		Nov-72
68	Dec-72	NEW JERSEY NATURAL GAS	NJNG	-19.5	-66		0		0.0045		Dec-72
68	Jan-73	NEW JERSEY NATURAL GAS	NJNG	-17.125	-0.1218		0		0.0054	-0.1272	Jan-73
68	Feb-73	NEW JERSEY NATURAL GAS	NJNG	-18.25	0.065693		0		0.0051	0.0606	Feb-73
68	Mar-73	NEW JERSEY NATURAL GAS	NJNG	-17.125	-0.04466	0.31			0.0056	-0.0503	Mar-73
68	Apr-73	NEW JERSEY NATURAL GAS	NJNG	-17	-0.0073		0		0.0057	-0.0130	Apr-73
68	May-73	NEW JERSEY NATURAL GAS	NJNG	-16.25	-0.04412		0		0.0058	-0.0499	May-73

68	Jun-73	NEW JERSEY NATURAL GAS	NJNG	-16.125	0.011385	0.31	0.0055	0.0059	Jun-73
68	Jul-73	NEW JERSEY NATURAL GAS	NJNG	-16.25	0.007752	0	0.0061	0.0017	Jul-73
68	Aug-73	NEW JERSEY NATURAL GAS	NJNG	-16.125	-0.00769	0	0.0062	-0.0139	Aug-73
68	Sep-73	NEW JERSEY NATURAL GAS	NJNG	-16	0.012713	0.33	0.0055	0.0072	Sep-73
68	Oct-73	NEW JERSEY NATURAL GAS	NJNG	-15.375	-0.03906	0	0.0063	-0.0454	Oct-73
68	Nov-73	NEW JERSEY NATURAL GAS	NJNG	-13.938	-0.0935	0	0.0056	-0.0991	Nov-73
68	Dec-73	NEW JERSEY NATURAL GAS	NJNG	-13.875	0.019193	0.33	0.0060	0.0132	Dec-73
68	Jan-74	NEW JERSEY NATURAL GAS	NJNG	-15	0.081081	0	0.0061	0.0750	Jan-74
68	Feb-74	NEW JERSEY NATURAL GAS	NJNG	-15.75	0.05	0	0.0055	0.0445	Feb-74
68	Mar-74	NEW JERSEY NATURAL GAS	NJNG	-14.5	-0.05841	0.33	0.0058	-0.0642	Mar-74
68	Apr-74	NEW JERSEY NATURAL GAS	NJNG	-13.625	-0.06035	0	0.0068	-0.0671	Apr-74
68	May-74	NEW JERSEY NATURAL GAS	NJNG	-12.25	-0.10092	0	0.0068	-0.1077	May-74
68	Jun-74	NEW JERSEY NATURAL GAS	NJNG	-11.375	-0.04449	0.33	0.0061	-0.0506	Jun-74
68	Jul-74	NEW JERSEY NATURAL GAS	NJNG	-10.25	-0.0989	0	0.0072	-0.1061	Jul-74
68	Aug-74	NEW JERSEY NATURAL GAS	NJNG	-10.25	0	0	0.0065	-0.0065	Aug-74
68	Sep-74	NEW JERSEY NATURAL GAS	NJNG	-10.625	0.06878	0.33	0.0071	0.0617	Sep-74
68	Oct-74	NEW JERSEY NATURAL GAS	NJNG	-10.125	-0.04706	0	0.0070	-0.0541	Oct-74
68	Nov-74	NEW JERSEY NATURAL GAS	NJNG	-11.125	0.098765	0	0.0062	0.0926	Nov-74
68	Dec-74	NEW JERSEY NATURAL GAS	NJNG	-9.875	-0.0827	0.33	0.0067	-0.0894	Dec-74
68	Jan-75	NEW JERSEY NATURAL GAS	NJNG	-13.625	0.379747	0	0.0068	0.3729	Jan-75
68	Feb-75	NEW JERSEY NATURAL GAS	NJNG	-12.875	-0.05505	0	0.0060	-0.0610	Feb-75
68	Mar-75	NEW JERSEY NATURAL GAS	NJNG	-11.875	-0.05204	0.33	0.0066	-0.0586	Mar-75
68	Apr-75	NEW JERSEY NATURAL GAS	NJNG	-12.625	0.063158	0	0.0067	0.0565	Apr-75
68	May-75	NEW JERSEY NATURAL GAS	NJNG	-12.375	-0.0198	0	0.0067	-0.0265	May-75
68	Jun-75	NEW JERSEY NATURAL GAS	NJNG	-13.375	0.107475	0.33	0.0070	0.1005	Jun-75
68	Jul-75	NEW JERSEY NATURAL GAS	NJNG	-12.125	-0.09346	0	0.0068	-0.1003	Jul-75
68	Aug-75	NEW JERSEY NATURAL GAS	NJNG	-11.625	-0.04124	0	0.0065	-0.0477	Aug-75
68	Sep-75	NEW JERSEY NATURAL GAS	NJNG	-11.375	0.006882	0.33	0.0073	-0.0004	Sep-75
68	Oct-75	NEW JERSEY NATURAL GAS	NJNG	-10.875	-0.04396	0	0.0072	-0.0512	Oct-75
68	Nov-75	NEW JERSEY NATURAL GAS	NJNG	-12.125	0.114943	0	0.0061	0.1088	Nov-75
68	Dec-75	NEW JERSEY NATURAL GAS	NJNG	-12.625	0.068454	0.33	0.0074	0.0611	Dec-75
68	Jan-76	NEW JERSEY NATURAL GAS	NJNG	-14.375	0.138614	0	0.0065	0.1321	Jan-76
68	Feb-76	NEW JERSEY NATURAL GAS	NJNG	-13.875	-0.03478	0	0.0060	-0.0408	Feb-76
68	Mar-76	NEW JERSEY NATURAL GAS	NJNG	-13.625	0.005766	0.33	0.0071	-0.0013	Mar-76
68	Apr-76	NEW JERSEY NATURAL GAS	NJNG	-14.375	0.055046	0	0.0064	0.0486	Apr-76
68	May-76	NEW JERSEY NATURAL GAS	NJNG	-14.125	-0.01739	0	0.0059	-0.0233	May-76
68	Jun-76	NEW JERSEY NATURAL GAS	NJNG	-13.125	-0.04743	0.33	0.0073	-0.0547	Jun-76
68	Jul-76	NEW JERSEY NATURAL GAS	NJNG	-13.625	0.038095	0	0.0065	0.0316	Jul-76
68	Aug-76	NEW JERSEY NATURAL GAS	NJNG	-14.125	0.036697	0	0.0069	0.0298	Aug-76
68	Sep-76	NEW JERSEY NATURAL GAS	NJNG	-13.625	-0.01204	0.33	0.0064	-0.0184	Sep-76
68	Oct-76	NEW JERSEY NATURAL GAS	NJNG	-13.625	0	0	0.0061	-0.0061	Oct-76
68	Nov-76	NEW JERSEY NATURAL GAS	NJNG	-14.125	0.036697	0	0.0066	0.0301	Nov-76
68	Dec-76	NEW JERSEY NATURAL GAS	NJNG	-15.125	0.094159	0.33	0.0063	0.0879	Dec-76
68	Jan-77	NEW JERSEY NATURAL GAS	NJNG	-15.125	0	0	0.0059	-0.0059	Jan-77

68	Feb-77	NEW JERSEY NATURAL GAS	NJNG	-14.875	-0.01653	0	0.0057	-0.0222	Feb-77
68	Mar-77	NEW JERSEY NATURAL GAS	NJNG	-14.875	0.022185	0.33	0.0065	0.0157	Mar-77
68	Apr-77	NEW JERSEY NATURAL GAS	NJNG	-14.125	-0.05042	0	0.0061	-0.0565	Apr-77
68	May-77	NEW JERSEY NATURAL GAS	NJNG	-13.875	-0.0177	0	0.0067	-0.0244	May-77
68	Jun-77	NEW JERSEY NATURAL GAS	NJNG	-15.375	0.131892	0.33	0.0062	0.1257	Jun-77
68	Jul-77	NEW JERSEY NATURAL GAS	NJNG	-15.5	0.00813	0	0.0059	0.0022	Jul-77
68	Aug-77	NEW JERSEY NATURAL GAS	NJNG	-17	0.096774	0	0.0067	0.0901	Aug-77
68	Sep-77	NEW JERSEY NATURAL GAS	NJNG	-17.25	0.034118	0.33	0.0061	0.0280	Sep-77
68	Oct-77	NEW JERSEY NATURAL GAS	NJNG	-16.375	-0.05073	0	0.0063	-0.0570	Oct-77
68	Nov-77	NEW JERSEY NATURAL GAS	NJNG	-15.75	-0.03817	0	0.0063	-0.0445	Nov-77
68	Dec-77	NEW JERSEY NATURAL GAS	NJNG	-16.125	0.044762	0.33	0.0062	0.0386	Dec-77
68	Jan-78	NEW JERSEY NATURAL GAS	NJNG	-16.875	0.046512	0	0.0069	0.0396	Jan-78
68	Feb-78	NEW JERSEY NATURAL GAS	NJNG	-16	-0.05185	0	0.0060	-0.0579	Feb-78
68	Mar-78	NEW JERSEY NATURAL GAS	NJNG	-15.875	0.012813	0.33	0.0069	0.0059	Mar-78
68	Apr-78	NEW JERSEY NATURAL GAS	NJNG	-16.5	0.03937	0	0.0063	0.0331	Apr-78
68	May-78	NEW JERSEY NATURAL GAS	NJNG	-16.25	-0.01515	0	0.0075	-0.0227	May-78
68	Jun-78	NEW JERSEY NATURAL GAS	NJNG	-15.375	-0.03169	0.36	0.0069	-0.0386	Jun-78
68	Jul-78	NEW JERSEY NATURAL GAS	NJNG	-15.875	0.03252	0	0.0073	0.0252	Jul-78
68	Aug-78	NEW JERSEY NATURAL GAS	NJNG	-16.125	0.015748	0	0.0070	0.0087	Aug-78
68	Sep-78	NEW JERSEY NATURAL GAS	NJNG	-16.75	0.061085	0.36	0.0065	0.0546	Sep-78
68	Oct-78	NEW JERSEY NATURAL GAS	NJNG	-14.25	-0.14925	0	0.0073	-0.1566	Oct-78
68	Nov-78	NEW JERSEY NATURAL GAS	NJNG	-14.75	0.035088	0	0.0071	0.0280	Nov-78
68	Dec-78	NEW JERSEY NATURAL GAS	NJNG	-14.75	0.024407	0.36	0.0068	0.0176	Dec-78
68	Jan-79	NEW JERSEY NATURAL GAS	NJNG	-16.25	0.101695	0	0.0079	0.0938	Jan-79
68	Feb-79	NEW JERSEY NATURAL GAS	NJNG	-16	-0.01539	0	0.0065	-0.0219	Feb-79
68	Mar-79	NEW JERSEY NATURAL GAS	NJNG	-15	-0.04	0.36	0.0074	-0.0474	Mar-79
68	Apr-79	NEW JERSEY NATURAL GAS	NJNG	-14.625	-0.025	0	0.0076	-0.0326	Apr-79
68	May-79	NEW JERSEY NATURAL GAS	NJNG	-14.875	0.017094	0	0.0077	0.0094	May-79
68	Jun-79	NEW JERSEY NATURAL GAS	NJNG	-15.375	0.057815	0.36	0.0071	0.0507	Jun-79
68	Jul-79	NEW JERSEY NATURAL GAS	NJNG	-16.875	0.097561	0	0.0076	0.0900	Jul-79
68	Aug-79	NEW JERSEY NATURAL GAS	NJNG	-17	0.007407	0	0.0073	0.0001	Aug-79
68	Sep-79	NEW JERSEY NATURAL GAS	NJNG	-17.25	0.037059	0.38	0.0068	0.0303	Sep-79
68	Oct-79	NEW JERSEY NATURAL GAS	NJNG	-15	-0.13044	0	0.0082	-0.1386	Oct-79
68	Nov-79	NEW JERSEY NATURAL GAS	NJNG	-15.875	0.058333	0	0.0083	0.0500	Nov-79
68	Dec-79	NEW JERSEY NATURAL GAS	NJNG	-17.125	0.102677	0.38	0.0083	0.0944	Dec-79
68	Jan-80	NEW JERSEY NATURAL GAS	NJNG	-15.625	-0.08759	0	0.0083	-0.0959	Jan-80
68	Feb-80	NEW JERSEY NATURAL GAS	NJNG	-14.75	-0.056	0	0.0084	-0.0644	Feb-80
68	Mar-80	NEW JERSEY NATURAL GAS	NJNG	-13.625	-0.05051	0.38	0.0099	-0.0604	Mar-80
68	Apr-80	NEW JERSEY NATURAL GAS	NJNG	-16.25	0.192661	0	0.0100	0.1827	Apr-80
68	May-80	NEW JERSEY NATURAL GAS	NJNG	-15.875	-0.02308	0	0.0087	-0.0318	May-80
68	Jun-80	NEW JERSEY NATURAL GAS	NJNG	-15.875	0.023937	0.38	0.0086	0.0153	Jun-80
68	Jul-80	NEW JERSEY NATURAL GAS	NJNG	-17.313	0.090551	0	0.0084	0.0822	Jul-80
68	Aug-80	NEW JERSEY NATURAL GAS	NJNG	-17.688	0.021661	0	0.0081	0.0136	Aug-80
68	Sep-80	NEW JERSEY NATURAL GAS	NJNG	-16.438	-0.04806	0.4	0.0097	-0.0578	Sep-80

68	Oct-80	NEW JERSEY NATURAL GAS	NJNG	-15.563	-0.02483	0	0.0097	-0.0345	Oct-80
68	Nov-80	NEW JERSEY NATURAL GAS	NJNG	-15.438	-0.00803	0	0.0091	-0.0171	Nov-80
68	Dec-80	NEW JERSEY NATURAL GAS	NJNG	-16.563	0.098785	0.4	0.0108	0.0880	Dec-80
68	Jan-81	NEW JERSEY NATURAL GAS	NJNG	-16.813	0.015094	0	0.0094	0.0057	Jan-81
68	Feb-81	NEW JERSEY NATURAL GAS	NJNG	-16.875	0.003717	0	0.0088	-0.0051	Feb-81
68	Mar-81	NEW JERSEY NATURAL GAS	NJNG	-17.188	0.042222	0.4	0.0111	0.0311	Mar-81
68	Apr-81	NEW JERSEY NATURAL GAS	NJNG	-15.688	-0.08727	0	0.0101	-0.0974	Apr-81
68	May-81	NEW JERSEY NATURAL GAS	NJNG	-15.125	-0.03586	0	0.0104	-0.0463	May-81
68	Jun-81	NEW JERSEY NATURAL GAS	NJNG	-13.813	-0.06033	0.4	0.0109	-0.0712	Jun-81
68	Jul-81	NEW JERSEY NATURAL GAS	NJNG	-13.75	-0.00453	0	0.0109	-0.0154	Jul-81
68	Aug-81	NEW JERSEY NATURAL GAS	NJNG	-13.563	-0.01364	0	0.0110	-0.0246	Aug-81
68	Sep-81	NEW JERSEY NATURAL GAS	NJNG	-12.375	-0.05659	0.42	0.0114	-0.0680	Sep-81
68	Oct-81	NEW JERSEY NATURAL GAS	NJNG	-12.625	0.020202	0	0.0117	0.0085	Oct-81
68	Nov-81	NEW JERSEY NATURAL GAS	NJNG	-14.188	0.123762	0	0.0113	0.1125	Nov-81
68	Dec-81	NEW JERSEY NATURAL GAS	NJNG	-13.875	0.007577	0.42	0.0100	-0.0024	Dec-81
68	Jan-82	NEW JERSEY RES	NJRE	-14.063	0.013514	0	0.0108	0.0027	Jan-82
68	Feb-82	NEW JERSEY RES	NJRE	-14.188	0.008889	0	0.0103	-0.0014	Feb-82
68	Mar-82	NEW JERSEY RES	NJRE	-13.125	-0.04529	0.42	0.0124	-0.0577	Mar-82
68	Apr-82	NEW JERSEY RES	NJRE	-13.5	0.028571	0	0.0112	0.0174	Apr-82
68	May-82	NEW JERSEY RES	NJRE	-13.5	0	0	0.0101	-0.0101	May-82
68	Jun-82	NEW JERSEY RES	NJRE	-13.875	0.058889	0.42	0.0120	0.0469	Jun-82
68	Jul-82	NEW JERSEY RES	NJR	13.5	-0.02703	0	0.0114	-0.0384	Jul-82
68	Aug-82	NEW JERSEY RES	NJR	15	0.111111	0	0.0112	0.0999	Aug-82
68	Sep-82	NEW JERSEY RES	NJR	14.75	0.012667	0.44	0.0100	0.0027	Sep-82
68	Oct-82	NEW JERSEY RES	NJR	15.75	0.067797	0	0.0091	0.0587	Oct-82
68	Nov-82	NEW JERSEY RES	NJR	16.75	0.063492	0	0.0094	0.0541	Nov-82
68	Dec-82	NEW JERSEY RES	NJR	15.25	-0.06328	0.44	0.0093	-0.0726	Dec-82
68	Jan-83	NEW JERSEY RES	NJR	17.25	0.131148	0	0.0087	0.1224	Jan-83
68	Feb-83	NEW JERSEY RES	NJR	16.375	-0.05073	0	0.0081	-0.0588	Feb-83
68	Mar-83	NEW JERSEY RES	NJR	15.875	-0.00366	0.44	0.0089	-0.0126	Mar-83
68	Apr-83	NEW JERSEY RES	NJR	16.125	0.015748	0	0.0085	0.0072	Apr-83
68	May-83	NEW JERSEY RES	NJR	17	0.054264	0	0.0091	0.0452	May-83
68	Jun-83	NEW JERSEY RES	NJR	15.875	-0.04029	0.44	0.0090	-0.0493	Jun-83
68	Jul-83	NEW JERSEY RES	NJR	16.125	0.015748	0	0.0088	0.0069	Jul-83
68	Aug-83	NEW JERSEY RES	NJR	16.75	0.03876	0	0.0103	0.0285	Aug-83
68	Sep-83	NEW JERSEY RES	NJR	17.75	0.087164	0.46	0.0096	0.0776	Sep-83
68	Oct-83	NEW JERSEY RES	NJR	17.125	-0.03521	0	0.0095	-0.0447	Oct-83
68	Nov-83	NEW JERSEY RES	NJR	27	0.576642	0	0.0094	0.5672	Nov-83
68	Dec-83	NEW JERSEY RES	NJR	24	-0.09407	0.46	0.0094	-0.1035	Dec-83
68	Jan-84	NEW JERSEY RES	NJR	20	-0.16667	0	0.0103	-0.1770	Jan-84
68	Feb-84	NEW JERSEY RES	NJR	22.125	0.10625	0	0.0092	0.0971	Feb-84
68	Mar-84	NEW JERSEY RES	NJR	20.875	-0.03571	0.46	0.0098	-0.0455	Mar-84
68	Apr-84	NEW JERSEY RES	NJR	21.375	0.023952	0	0.0104	0.0136	Apr-84
68	May-84	NEW JERSEY RES	NJR	24.25	0.134503	0	0.0103	0.1242	May-84

68	Jun-84	NEW JERSEY RES	NJR	22.75	-0.04083	0.51	0.0106	-0.0514	Jun-84
68	Jul-84	NEW JERSEY RES	NJR	23.5	0.032967	0	0.0116	0.0214	Jul-84
68	Aug-84	NEW JERSEY RES	NJR	25	0.06383	0	0.0106	0.0532	Aug-84
68	Sep-84	NEW JERSEY RES	NJR	25.75	0.0504	0.51	0.0094	0.0410	Sep-84
68	Oct-84	NEW JERSEY RES	NJR	26.25	0.019417	0	0.0108	0.0086	Oct-84
68	Nov-84	NEW JERSEY RES	NJR	25.875	-0.01429	0	0.0091	-0.0234	Nov-84
68	Dec-84	NEW JERSEY RES	NJR	26	0.024541	0.51	0.0098	0.0147	Dec-84
68	Jan-85	NEW JERSEY RES	NJR	25.25	-0.02885	0	0.0096	-0.0384	Jan-85
68	Feb-85	NEW JERSEY RES	NJR	25.5	0.009901	0	0.0082	0.0017	Feb-85
68	Mar-85	NEW JERSEY RES	NJR	25.875	0.034706	0.51	0.0094	0.0253	Mar-85
68	Apr-85	NEW JERSEY RES	NJR	26.5	0.024155	0	0.0102	0.0140	Apr-85
68	May-85	NEW JERSEY RES	NJR	28.75	0.084906	0	0.0097	0.0752	May-85
68	Jun-85	NEW JERSEY RES	NJR	27.625	-0.02	0.55	0.0080	-0.0280	Jun-85
68	Jul-85	NEW JERSEY RES	NJR	27.25	-0.01358	0	0.0094	-0.0230	Jul-85
68	Aug-85	NEW JERSEY RES	NJR	27.375	0.004587	0	0.0085	-0.0039	Aug-85
68	Sep-85	NEW JERSEY RES	NJR	25.625	-0.04384	0.55	0.0088	-0.0526	Sep-85
68	Oct-85	NEW JERSEY RES	NJR	25.125	-0.01951	0	0.0089	-0.0284	Oct-85
68	Nov-85	NEW JERSEY RES	NJR	25.875	0.029851	0	0.0081	0.0218	Nov-85
68	Dec-85	NEW JERSEY RES	NJR	25.625	0.011594	0.55	0.0086	0.0030	Dec-85
68	Jan-86	NEW JERSEY RES	NJR	26.75	0.043902	0	0.0079	0.0360	Jan-86
68	Feb-86	NEW JERSEY RES	NJR	29.375	0.098131	0	0.0073	0.0908	Feb-86
68	Mar-86	NEW JERSEY RES	NJR	28.75	-0.00255	0.55	0.0071	-0.0097	Mar-86
68	Apr-86	NEW JERSEY RES	NJR	28	-0.02609	0	0.0063	-0.0324	Apr-86
68	May-86	NEW JERSEY RES	NJR	28.875	0.03125	0	0.0062	0.0251	May-86
68	Jun-86	NEW JERSEY RES	NJR	29.875	0.054719	0.58	0.0070	0.0477	Jun-86
68	Jul-86	NEW JERSEY RES	NJR	31.625	0.058577	0	0.0066	0.0520	Jul-86
68	Aug-86	NEW JERSEY RES	NJR	33.5	0.059289	0	0.0063	0.0530	Aug-86
68	Sep-86	NEW JERSEY RES	NJR	29.75	-0.09463	0.58	0.0065	-0.1011	Sep-86
68	Oct-86	NEW JERSEY RES	NJR	29.75	0	0	0.0069	-0.0069	Oct-86
68	Nov-86	NEW JERSEY RES	NJR	30	0.008403	0	0.0059	0.0025	Nov-86
68	Dec-86	NEW JERSEY RES	NJR	29.5	0.002667	0.58	0.0070	-0.0043	Dec-86
68	Jan-87	NEW JERSEY RES	NJR	36	0.220339	0	0.0064	0.2139	Jan-87
68	Feb-87	NEW JERSEY RES	NJR	37.875	0.052083	0	0.0059	0.0462	Feb-87
68	Mar-87	NEW JERSEY RES	NJR	19.125	0.025215	0.58	0.0066	0.0186	Mar-87
68	Apr-87	NEW JERSEY RES	NJR	19.25	0.006536	0	0.0065	0.0000	Apr-87
68	May-87	NEW JERSEY RES	NJR	20.5	0.064935	0	0.0066	0.0583	May-87
68	Jun-87	NEW JERSEY RES	NJR	21	0.039512	0.31	0.0075	0.0320	Jun-87
68	Jul-87	NEW JERSEY RES	NJR	22.625	0.077381	0	0.0073	0.0701	Jul-87
68	Aug-87	NEW JERSEY RES	NJR	22.75	0.005525	0	0.0075	-0.0020	Aug-87
68	Sep-87	NEW JERSEY RES	NJR	21.875	-0.02484	0.31	0.0075	-0.0323	Sep-87
68	Oct-87	NEW JERSEY RES	NJR	18.125	-0.17143	0	0.0079	-0.1793	Oct-87
68	Nov-87	NEW JERSEY RES	NJR	18.375	0.013793	0	0.0075	0.0063	Nov-87
68	Dec-87	NEW JERSEY RES	NJR	16.5	-0.08517	0.31	0.0078	-0.0930	Dec-87
68	Jan-88	NEW JERSEY RES	NJR	17.875	0.083333	0	0.0072	0.0761	Jan-88

68	Feb-88	NEW JERSEY RES	NJR	19.5	0.090909	0	0.0071	0.0838	Feb-88
68	Mar-88	NEW JERSEY RES	NJR	19.5	0.015897	0.31	0.0072	0.0087	Mar-88
68	Apr-88	NEW JERSEY RES	NJR	19.375	-0.00641	0	0.0070	-0.0134	Apr-88
68	May-88	NEW JERSEY RES	NJR	18.75	-0.03226	0	0.0078	-0.0401	May-88
68	Jun-88	NEW JERSEY RES	NJR	18.75	0.0176	0.33	0.0076	0.0100	Jun-88
68	Jul-88	NEW JERSEY RES	NJR	18	-0.04	0	0.0071	-0.0471	Jul-88
68	Aug-88	NEW JERSEY RES	NJR	18	0	0	0.0083	-0.0083	Aug-88
68	Sep-88	NEW JERSEY RES	NJR	19.625	0.108611	0.33	0.0076	0.1010	Sep-88
68	Oct-88	NEW JERSEY RES	NJR	19	-0.03185	0	0.0076	-0.0394	Oct-88
68	Nov-88	NEW JERSEY RES	NJR	19.125	0.006579	0	0.0070	-0.0004	Nov-88
68	Dec-88	NEW JERSEY RES	NJR	17.75	-0.05464	0.33	0.0075	-0.0621	Dec-88
68	Jan-89	NEW JERSEY RES	NJR	18.375	0.035211	0	0.0080	0.0272	Jan-89
68	Feb-89	NEW JERSEY RES	NJR	18.5	0.006803	0	0.0069	-0.0001	Feb-89
68	Mar-89	NEW JERSEY RES	NJR	17.625	-0.02946	0.33	0.0079	-0.0374	Mar-89
68	Apr-89	NEW JERSEY RES	NJR	17.5	-0.00709	0	0.0070	-0.0141	Apr-89
68	May-89	NEW JERSEY RES	NJR	19.625	0.121429	0	0.0080	0.1134	May-89
68	Jun-89	NEW JERSEY RES	NJR	20	0.036943	0.35	0.0070	0.0299	Jun-89
68	Jul-89	NEW JERSEY RES	NJR	20.375	0.01875	0	0.0068	0.0120	Jul-89
68	Aug-89	NEW JERSEY RES	NJR	20	-0.01841	0	0.0066	-0.0250	Aug-89
68	Sep-89	NEW JERSEY RES	NJR	19.5	-0.0075	0.35	0.0065	-0.0140	Sep-89
68	Oct-89	NEW JERSEY RES	NJR	19.625	0.00641	0	0.0072	-0.0008	Oct-89
68	Nov-89	NEW JERSEY RES	NJR	20.875	0.063694	0	0.0064	0.0573	Nov-89
68	Dec-89	NEW JERSEY RES	NJR	21	0.022754	0.35	0.0064	0.0164	Dec-89
68	Jan-90	NEW JERSEY RES	NJR	18.75	-0.10714	0	0.0073	-0.1144	Jan-90
68	Feb-90	NEW JERSEY RES	NJR	19.125	0.02	0	0.0066	0.0134	Feb-90
68	Mar-90	NEW JERSEY RES	NJR	18.5	-0.01438	0.35	0.0071	-0.0215	Mar-90
68	Apr-90	NEW JERSEY RES	NJR	18	-0.02703	0	0.0075	-0.0345	Apr-90
68	May-90	NEW JERSEY RES	NJR	19	0.055556	0	0.0075	0.0481	May-90
68	Jun-90	NEW JERSEY RES	NJR	18.5	-0.00684	0.37	0.0068	-0.0136	Jun-90
68	Jul-90	NEW JERSEY RES	NJR	18	-0.02703	0	0.0074	-0.0344	Jul-90
68	Aug-90	NEW JERSEY RES	NJR	17.125	-0.04861	0	0.0071	-0.0557	Aug-90
68	Sep-90	NEW JERSEY RES	NJR	18	0.072701	0.37	0.0069	0.0658	Sep-90
68	Oct-90	NEW JERSEY RES	NJR	17.75	-0.01389	0	0.0081	-0.0220	Oct-90
68	Nov-90	NEW JERSEY RES	NJR	18.375	0.035211	0	0.0071	0.0281	Nov-90
68	Dec-90	NEW JERSEY RES	NJR	18.375	0.020136	0.37	0.0072	0.0129	Dec-90
68	Jan-91	NEW JERSEY RES	NJR	17.875	-0.02721	0	0.0071	-0.0343	Jan-91
68	Feb-91	NEW JERSEY RES	NJR	18.5	0.034965	0	0.0064	0.0286	Feb-91
68	Mar-91	NEW JERSEY RES	NJR	17.75	-0.02054	0.37	0.0064	-0.0269	Mar-91
68	Apr-91	NEW JERSEY RES	NJR	18.875	0.06338	0	0.0076	0.0558	Apr-91
68	May-91	NEW JERSEY RES	NJR	19.5	0.033113	0	0.0068	0.0263	May-91
68	Jun-91	NEW JERSEY RES	NJR	18.625	-0.02539	0.38	0.0063	-0.0317	Jun-91
68	Jul-91	NEW JERSEY RES	NJR	18.375	-0.01342	0	0.0076	-0.0210	Jul-91
68	Aug-91	NEW JERSEY RES	NJR	18.875	0.027211	0	0.0068	0.0204	Aug-91
68	Sep-91	NEW JERSEY RES	NJR	19.75	0.06649	0.38	0.0068	0.0597	Sep-91

68	Oct-91	NEW JERSEY RES	NJR	19.25	-0.02532	0	0.0065	-0.0318	Oct-91
68	Nov-91	NEW JERSEY RES	NJR	20.375	0.058442	0	0.0060	0.0524	Nov-91
68	Dec-91	NEW JERSEY RES	NJR	20.375	0.01865	0.38	0.0068	0.0119	Dec-91
68	Jan-92	NEW JERSEY RES	NJR	19	-0.06749	0	0.0061	-0.0736	Jan-92
68	Feb-92	NEW JERSEY RES	NJR	18.875	-0.00658	0	0.0059	-0.0125	Feb-92
68	Mar-92	NEW JERSEY RES	NJR	19	0.026755	0.38	0.0067	0.0201	Mar-92
68	Apr-92	NEW JERSEY RES	NJR	19.75	0.039474	0	0.0065	0.0330	Apr-92
68	May-92	NEW JERSEY RES	NJR	20.375	0.031646	0	0.0061	0.0255	May-92
68	Jun-92	NEW JERSEY RES	NJR	20.125	0.00638	0.38	0.0067	-0.0003	Jun-92
68	Jul-92	NEW JERSEY RES	NJR	22.625	0.124224	0	0.0063	0.1179	Jul-92
68	Aug-92	NEW JERSEY RES	NJR	22.75	0.005525	0	0.0060	-0.0005	Aug-92
68	Sep-92	NEW JERSEY RES	NJR	22.375	0.00022	0.38	0.0058	-0.0056	Sep-92
68	Oct-92	NEW JERSEY RES	NJR	23.25	0.039106	0	0.0057	0.0334	Oct-92
68	Nov-92	NEW JERSEY RES	NJR	22.75	-0.02151	0	0.0061	-0.0276	Nov-92
68	Dec-92	NEW JERSEY RES	NJR	24.375	0.088132	0.38	0.0063	0.0818	Dec-92
68	Jan-93	NEW JERSEY RES	NJR	25.25	0.035897	0	0.0059	0.0300	Jan-93
68	Feb-93	NEW JERSEY RES	NJR	26.625	0.054455	0	0.0055	0.0490	Feb-93
68	Mar-93	NEW JERSEY RES	NJR	26.25	0.000188	0.38	0.0063	-0.0061	Mar-93
68	Apr-93	NEW JERSEY RES	NJR	25.875	-0.01429	0	0.0057	-0.0200	Apr-93
68	May-93	NEW JERSEY RES	NJR	25.875	0	0	0.0052	-0.0052	May-93
68	Jun-93	NEW JERSEY RES	NJR	27.75	0.08715	0.38	0.0062	0.0810	Jun-93
68	Jul-93	NEW JERSEY RES	NJR	27.75	0	0	0.0054	-0.0054	Jul-93
68	Aug-93	NEW JERSEY RES	NJR	28.25	0.018018	0	0.0056	0.0124	Aug-93
68	Sep-93	NEW JERSEY RES	NJR	29.125	0.044425	0.38	0.0050	0.0394	Sep-93
68	Oct-93	NEW JERSEY RES	NJR	27.5	-0.05579	0	0.0049	-0.0607	Oct-93
68	Nov-93	NEW JERSEY RES	NJR	25.875	-0.05909	0	0.0053	-0.0644	Nov-93
68	Dec-93	NEW JERSEY RES	NJR	25.875	0.014686	0.38	0.0055	0.0092	Dec-93
68	Jan-94	NEW JERSEY RES	NJR	26.25	0.014493	0	0.0055	0.0090	Jan-94
68	Feb-94	NEW JERSEY RES	NJR	25.75	-0.01905	0	0.0049	-0.0239	Feb-94
68	Mar-94	NEW JERSEY RES	NJR	24.375	-0.03864	0.38	0.0058	-0.0444	Mar-94
68	Apr-94	NEW JERSEY RES	NJR	24.75	0.015385	0	0.0057	0.0097	Apr-94
68	May-94	NEW JERSEY RES	NJR	24	-0.0303	0	0.0063	-0.0366	May-94
68	Jun-94	NEW JERSEY RES	NJR	22	-0.0675	0.38	0.0061	-0.0736	Jun-94
68	Jul-94	NEW JERSEY RES	NJR	22.25	0.011364	0	0.0060	0.0054	Jul-94
68	Aug-94	NEW JERSEY RES	NJR	22.375	0.005618	0	0.0066	-0.0010	Aug-94
68	Sep-94	NEW JERSEY RES	NJR	21.125	-0.03888	0.38	0.0061	-0.0450	Sep-94
68	Oct-94	NEW JERSEY RES	NJR	21.75	0.029586	0	0.0066	0.0230	Oct-94
68	Nov-94	NEW JERSEY RES	NJR	22.875	0.051724	0	0.0064	0.0453	Nov-94
68	Dec-94	NEW JERSEY RES	NJR	22.625	0.005683	0.38	0.0066	-0.0009	Dec-94
68	Jan-95	NEW JERSEY RES	NJR	22.375	-0.01105	0	0.0070	-0.0181	Jan-95
68	Feb-95	NEW JERSEY RES	NJR	23.125	0.03352	0	0.0059	0.0276	Feb-95
68	Mar-95	NEW JERSEY RES	NJR	22.25	-0.02141	0.38	0.0064	-0.0278	Mar-95
68	Apr-95	NEW JERSEY RES	NJR	22.5	0.011236	0	0.0058	0.0054	Apr-95
68	May-95	NEW JERSEY RES	NJR	22.75	0.011111	0	0.0065	0.0046	May-95

68	Jun-95	NEW JERSEY RES	NJR	23.125	0.033187	0.38	0.0054	0.0278	Jun-95
68	Jul-95	NEW JERSEY RES	NJR	23.75	0.027027	0	0.0056	0.0214	Jul-95
68	Aug-95	NEW JERSEY RES	NJR	24	0.010526	0	0.0057	0.0048	Aug-95
68	Sep-95	NEW JERSEY RES	NJR	25.875	0.093958	0.38	0.0052	0.0888	Sep-95
68	Oct-95	NEW JERSEY RES	NJR	25	-0.03382	0	0.0057	-0.0395	Oct-95
68	Nov-95	NEW JERSEY RES	NJR	27.875	0.115	0	0.0051	0.1099	Nov-95
68	Dec-95	NEW JERSEY RES	NJR	30.125	0.09435	0.38	0.0049	0.0895	Dec-95
68	Jan-96	NEW JERSEY RES	NJR	27.375	-0.09129	0	0.0054	-0.0967	Jan-96
68	Feb-96	NEW JERSEY RES	NJR	29.125	0.063927	0	0.0048	0.0591	Feb-96
68	Mar-96	NEW JERSEY RES	NJR	28.875	0.004807	0.39	0.0052	-0.0004	Mar-96
68	Apr-96	NEW JERSEY RES	NJR	28.375	-0.01732	0	0.0059	-0.0232	Apr-96
68	May-96	NEW JERSEY RES	NJR	27.5	-0.03084	0	0.0058	-0.0366	May-96
68	Jun-96	NEW JERSEY RES	NJR	28.75	0.059636	0.39	0.0054	0.0542	Jun-96
68	Jul-96	NEW JERSEY RES	NJR	27.75	-0.03478	0	0.0062	-0.0410	Jul-96
68	Aug-96	NEW JERSEY RES	NJR	28.625	0.031532	0	0.0057	0.0258	Aug-96
68	Sep-96	NEW JERSEY RES	NJR	28	-0.00821	0.39	0.0060	-0.0142	Sep-96
68	Oct-96	NEW JERSEY RES	NJR	27.625	-0.01339	0	0.0058	-0.0192	Oct-96
68	Nov-96	NEW JERSEY RES	NJR	29.625	0.072398	0	0.0052	0.0672	Nov-96
68	Dec-96	NEW JERSEY RES	NJR	29.25	0.000844	0.4	0.0056	-0.0048	Dec-96
68	Jan-97	NEW JERSEY RES	NJR	29.875	0.021368	0	0.0056	0.0158	Jan-97
68	Feb-97	NEW JERSEY RES	NJR	28.75	-0.03766	0	0.0051	-0.0428	Feb-97
68	Mar-97	NEW JERSEY RES	NJR	28.5	0.005217	0.4	0.0059	-0.0007	Mar-97
68	Apr-97	NEW JERSEY RES	NJR	28.875	0.013158	0	0.0059	0.0073	Apr-97
68	May-97	NEW JERSEY RES	NJR	31.125	0.077922	0	0.0058	0.0721	May-97
68	Jun-97	NEW JERSEY RES	NJR	31.375	0.020884	0.4	0.0059	0.0150	Jun-97
68	Jul-97	NEW JERSEY RES	NJR	31.625	0.007968	0	0.0058	0.0022	Jul-97
68	Aug-97	NEW JERSEY RES	NJR	32.0625	0.013834	0	0.0049	0.0089	Aug-97
68	Sep-97	NEW JERSEY RES	NJR	32.375	0.022222	0.4	0.0058	0.0164	Sep-97
68	Oct-97	NEW JERSEY RES	NJR	32.375	0	0	0.0054	-0.0054	Oct-97
68	Nov-97	NEW JERSEY RES	NJR	34.8125	0.07529	0	0.0047	0.0706	Nov-97
68	Dec-97	NEW JERSEY RES	NJR	40.0625	0.162585	0.41	0.0054	0.1572	Dec-97
68	Jan-98	NEW JERSEY RES	NJR	35.5	-0.11389	0	0.0048	-0.1187	Jan-98
68	Feb-98	NEW JERSEY RES	NJR	36.5	0.028169	0	0.0044	0.0238	Feb-98
68	Mar-98	NEW JERSEY RES	NJR	39.1875	0.084863	0.41	0.0052	0.0797	Mar-98
68	Apr-98	NEW JERSEY RES	NJR	37.75	-0.03668	0	0.0049	-0.0416	Apr-98
68	May-98	NEW JERSEY RES	NJR	35.9375	-0.04801	0	0.0048	-0.0528	May-98
68	Jun-98	NEW JERSEY RES	NJR	35.6875	0.004452	0.41	0.0052	-0.0007	Jun-98
68	Jul-98	NEW JERSEY RES	NJR	34.25	-0.04028	0	0.0049	-0.0452	Jul-98
68	Aug-98	NEW JERSEY RES	NJR	33.6875	-0.01642	0	0.0048	-0.0212	Aug-98
68	Sep-98	NEW JERSEY RES	NJR	35.625	0.069685	0.41	0.0044	0.0653	Sep-98
68	Oct-98	NEW JERSEY RES	NJR	38.4375	0.078947	0	0.0042	0.0747	Oct-98
68	Nov-98	NEW JERSEY RES	NJR	38.9375	0.013008	0	0.0045	0.0085	Nov-98
68	Dec-98	NEW JERSEY RES	NJR	39.5	0.025233	0.42	0.0045	0.0207	Dec-98
68	Jan-99	NEW JERSEY RES	NJR	36.375	-0.07911	0	0.0042	-0.0833	Jan-99

68	Feb-99	NEW JERSEY RES	NJR	34.9375	-0.03952	0	0.0040	-0.0435	Feb-99
68	Mar-99	NEW JERSEY RES	NJR	35.5625	0.029911	0.42	0.0053	0.0246	Mar-99
68	Apr-99	NEW JERSEY RES	NJR	36.875	0.036907	0	0.0048	0.0321	Apr-99
68	May-99	NEW JERSEY RES	NJR	37.75	0.023729	0	0.0045	0.0192	May-99
68	Jun-99	NEW JERSEY RES	NJR	37.4375	0.002848	0.42	0.0055	-0.0027	Jun-99
68	Jul-99	NEW JERSEY RES	NJR	39.5625	0.056761	0	0.0051	0.0517	Jul-99
68	Aug-99	NEW JERSEY RES	NJR	38.75	-0.02054	0	0.0054	-0.0259	Aug-99
68	Sep-99	NEW JERSEY RES	NJR	40	0.043097	0.42	0.0052	0.0379	Sep-99
68	Oct-99	NEW JERSEY RES	NJR	40.6875	0.017188	0	0.0050	0.0122	Oct-99
68	Nov-99	NEW JERSEY RES	NJR	40.25	-0.01075	0	0.0056	-0.0164	Nov-99
68	Dec-99	NEW JERSEY RES	NJR	39.0625	-0.01882	0.43	0.0055	-0.0243	Dec-99
68	Jan-00	NEW JERSEY RES	NJR	37.8125	-0.032	0	0.0057	-0.0377	Jan-00
68	Feb-00	NEW JERSEY RES	NJR	37.125	-0.01818	0	0.0051	-0.0233	Feb-00
68	Mar-00	NEW JERSEY RES	NJR	42.75	0.163098	0.43	0.0054	0.1577	Mar-00
68	Apr-00	NEW JERSEY RES	NJR	40.25	-0.05848	0	0.0047	-0.0632	Apr-00
68	May-00	NEW JERSEY RES	NJR	38.75	-0.03727	0	0.0056	-0.0429	May-00
68	Jun-00	NEW JERSEY RES	NJR	38.0625	-0.00665	0.43	0.0052	-0.0118	Jun-00
68	Jul-00	NEW JERSEY RES	NJR	40	0.050903	0	0.0052	0.0457	Jul-00
68	Aug-00	NEW JERSEY RES	NJR	40	0	0	0.0050	-0.0050	Aug-00
68	Sep-00	NEW JERSEY RES	NJR	40.625	0.026375	0.43	0.0046	0.0218	Sep-00
68	Oct-00	NEW JERSEY RES	NJR	39.9375	-0.01692	0	0.0053	-0.0222	Oct-00
68	Nov-00	NEW JERSEY RES	NJR	40.25	0.007825	0	0.0048	0.0030	Nov-00
68	Dec-00	NEW JERSEY RES	NJR	43.25	0.085466	0.44	0.0045	0.0810	Dec-00
68	Jan-01	NEW JERSEY RES	NJR	37.26	-0.1385	0	0.0049	-0.1434	Jan-01
68	Feb-01	NEW JERSEY RES	NJR	38.26	0.026838	0	0.0042	0.0226	Feb-01
68	Mar-01	NEW JERSEY RES	NJR	41.15	0.087036	0.44	0.0045	0.0825	Mar-01
68	Apr-01	NEW JERSEY RES	NJR	43.29	0.052005	0	0.0047	0.0473	Apr-01
68	May-01	NEW JERSEY RES	NJR	44.64	0.031185	0	0.0050	0.0262	May-01
68	Jun-01	NEW JERSEY RES	NJR	45.2	0.022401	0.44	0.0047	0.0177	Jun-01
68	Jul-01	NEW JERSEY RES	NJR	43.45	-0.03872	0	0.0052	-0.0439	Jul-01
68	Aug-01	NEW JERSEY RES	NJR	45	0.035673	0	0.0046	0.0311	Aug-01
68	Sep-01	NEW JERSEY RES	NJR	44.21	-0.00778	0.44	0.0041	-0.0119	Sep-01
68	Oct-01	NEW JERSEY RES	NJR	45	0.017869	0	0.0048	0.0131	Oct-01
68	Nov-01	NEW JERSEY RES	NJR	46.95	0.043333	0	0.0041	0.0392	Nov-01
68	Dec-01	NEW JERSEY RES	NJR	46.8	0.00639	0.45	0.0046	0.0018	Dec-01
68	Jan-02	NEW JERSEY RES	NJR	45.37	-0.03056	0	0.0048	-0.0354	Jan-02
68	Feb-02	NEW JERSEY RES	NJR	45.59	0.004849	0	0.0043	0.0005	Feb-02
68	Mar-02	NEW JERSEY RES	NJR	30.24	0.004826	0.45	0.0043	0.0005	Mar-02
68	Apr-02	NEW JERSEY RES	NJR	32	0.058201	0	0.0054	0.0528	Apr-02
68	May-02	NEW JERSEY RES	NJR	30.5	-0.04688	0	0.0049	-0.0518	May-02
68	Jun-02	NEW JERSEY RES	NJR	29.85	-0.01148	0.3	0.0044	-0.0159	Jun-02
68	Jul-02	NEW JERSEY RES	NJR	30.2	0.011725	0	0.0051	0.0066	Jul-02
68	Aug-02	NEW JERSEY RES	NJR	31.25	0.034768	0	0.0044	0.0304	Aug-02
68	Sep-02	NEW JERSEY RES	NJR	32.9	0.0624	0.3	0.0042	0.0582	Sep-02

68	Oct-02	NEW JERSEY RES	NJR	31.58	-0.04012	0	0.0040	-0.0441	Oct-02
68	Nov-02	NEW JERSEY RES	NJR	31.45	-0.00412	0	0.0040	-0.0081	Nov-02
68	Dec-02	NEW JERSEY RES	NJR	31.59	0.014308	0.31	0.0045	0.0098	Dec-02
68	Jan-03	NEW JERSEY RES	NJR	31.81	0.006964	0	0.0041	0.0029	Jan-03
68	Feb-03	NEW JERSEY RES	NJR	32.07	0.008174	0	0.0038	0.0044	Feb-03
68	Mar-03	NEW JERSEY RES	NJR	32.65	0.027752	0.31	0.0040	0.0238	Mar-03
68	Apr-03	NEW JERSEY RES	NJR	34.25	0.049005	0	0.0040	0.0450	Apr-03
68	May-03	NEW JERSEY RES	NJR	35.37	0.032701	0	0.0039	0.0288	May-03
68	Jun-03	NEW JERSEY RES	NJR	35.5	0.01244	0.31	0.0036	0.0088	Jun-03
68	Jul-03	NEW JERSEY RES	NJR	34.88	-0.01747	0	0.0038	-0.0213	Jul-03
68	Aug-03	NEW JERSEY RES	NJR	36.1	0.034977	0	0.0042	0.0308	Aug-03
68	Sep-03	NEW JERSEY RES	NJR	36.04	0.006925	0.31	0.0046	0.0023	Sep-03
68	Oct-03	NEW JERSEY RES	NJR	37.85	0.050222	0	0.0041	0.0461	Oct-03
68	Nov-03	NEW JERSEY RES	NJR	38.4	0.014531	0	0.0039	0.0106	Nov-03
68	Dec-03	NEW JERSEY RES	NJR	38.51	0.011328	0.325	0.0047	0.0066	Dec-03
68	Jan-04	NEW JERSEY RES	NJR	38.59	0.002077	0	0.0042	-0.0021	Jan-04
68	Feb-04	NEW JERSEY RES	NJR	38.9	0.008033	0	0.0038	0.0042	Feb-04
68	Mar-04	NEW JERSEY RES	NJR	37.8	-0.01992	0.325	0.0043	-0.0242	Mar-04
68	Apr-04	NEW JERSEY RES	NJR	38.11	0.008201	0	0.0039	0.0043	Apr-04
68	May-04	NEW JERSEY RES	NJR	39.27	0.030438	0	0.0040	0.0264	May-04
68	Jun-04	NEW JERSEY RES	NJR	41.58	0.0671	0.325	0.0048	0.0623	Jun-04
68	Jul-04	NEW JERSEY RES	NJR	40.65	-0.02237	0	0.0043	-0.0267	Jul-04
68	Aug-04	NEW JERSEY RES	NJR	40.85	0.00492	0	0.0045	0.0004	Aug-04
68	Sep-04	NEW JERSEY RES	NJR	41.4	0.02142	0.325	0.0040	0.0174	Sep-04
68	Oct-04	NEW JERSEY RES	NJR	41.11	-0.00701	0	0.0038	-0.0108	Oct-04
68	Nov-04	NEW JERSEY RES	NJR	43.5	0.058137	0	0.0041	0.0540	Nov-04
68	Dec-04	NEW JERSEY RES	NJR	43.34	0.004138	0.34	0.0043	-0.0002	Dec-04
68	Jan-05	NEW JERSEY RES	NJR	43.85	0.011767	0	0.0041	0.0077	Jan-05
68	Feb-05	NEW JERSEY RES	NJR	44.4	0.012543	0	0.0035	0.0090	Feb-05
68	Mar-05	NEW JERSEY RES	NJR	43.53	-0.01194	0.34	0.0041	-0.0160	Mar-05
68	Apr-05	NEW JERSEY RES	NJR	43.36	-0.00391	0	0.0039	-0.0078	Apr-05
68	May-05	NEW JERSEY RES	NJR	45.1	0.040129	0	0.0040	0.0361	May-05
68	Jun-05	NEW JERSEY RES	NJR	48.25	0.077384	0.34	0.0036	0.0738	Jun-05
68	Jul-05	NEW JERSEY RES	NJR	47.26	-0.02052	0	0.0034	-0.0239	Jul-05
68	Aug-05	NEW JERSEY RES	NJR	46.98	-0.00593	0	0.0040	-0.0099	Aug-05
68	Sep-05	NEW JERSEY RES	NJR	45.98	-0.01405	0.34	0.0035	-0.0175	Sep-05
68	Oct-05	NEW JERSEY RES	NJR	43.16	-0.06133	0	0.0039	-0.0652	Oct-05
68	Nov-05	NEW JERSEY RES	NJR	42.51	-0.01506	0	0.0039	-0.0190	Nov-05
68	Dec-05	NEW JERSEY RES	NJR	41.89	-0.00612	0.36	0.0039	-0.0100	Dec-05
68	Jan-06	NEW JERSEY RES	NJR	45.45	0.084985	0	0.0040	0.0810	Jan-06
68	Feb-06	NEW JERSEY RES	NJR	45	-0.0099	0	0.0036	-0.0135	Feb-06
68	Mar-06	NEW JERSEY RES	NJR	45.25	0.013556	0.36	0.0039	0.0097	Mar-06
68	Apr-06	NEW JERSEY RES	NJR	44.27	-0.02166	0	0.0039	-0.0256	Apr-06
68	May-06	NEW JERSEY RES	NJR	44.92	0.014683	0	0.0048	0.0099	May-06

68	Jun-06	NEW JERSEY RES	NJR	46.78	0.049421	0.36	0.0044	0.0450	Jun-06
68	Jul-06	NEW JERSEY RES	NJR	49.93	0.067336	0	0.0045	0.0628	Jul-06
68	Aug-06	NEW JERSEY RES	NJR	49.66	-0.00541	0	0.0043	-0.0097	Aug-06
68	Sep-06	NEW JERSEY RES	NJR	49.3	0	0.36	0.0039	-0.0039	Sep-06
68	Oct-06	NEW JERSEY RES	NJR	51.86	0.051927	0	0.0042	0.0477	Oct-06
68	Nov-06	NEW JERSEY RES	NJR	51.75	-0.00212	0	0.0039	-0.0060	Nov-06
68	Dec-06	NEW JERSEY RES	NJR	48.58	-0.05391	0.38	0.0036	-0.0575	Dec-06
68	Jan-07	NEW JERSEY RES	NJR	46.6	-0.04076	0	0.0043	-0.0451	Jan-07
68	Feb-07	NEW JERSEY RES	NJR	49.39	0.059871	0	0.0038	0.0561	Feb-07
68	Mar-07	NEW JERSEY RES	NJR	50.05	0.021057	0.38	0.0039	0.0172	Mar-07
68	Apr-07	NEW JERSEY RES	NJR	53.7	0.072927	0	0.0042	0.0687	Apr-07
68	May-07	NEW JERSEY RES	NJR	54.78	0.020112	0	0.0041	0.0160	May-07
68	Jun-07	NEW JERSEY RES	NJR	51.02	-0.0617	0.38	0.0040	-0.0657	Jun-07
68	Jul-07	NEW JERSEY RES	NJR	47	-0.07879	0	0.0046	-0.0834	Jul-07
68	Aug-07	NEW JERSEY RES	NJR	48.98	0.042128	0	0.0042	0.0379	Aug-07
68	Sep-07	NEW JERSEY RES	NJR	49.59	0.020212	0.38	0.0037	0.0165	Sep-07
68	Oct-07	NEW JERSEY RES	NJR	49.25	-0.00686	0	0.0043	-0.0112	Oct-07
68	Nov-07	NEW JERSEY RES	NJR	50.45	0.024365	0	0.0039	0.0205	Nov-07
68	Dec-07	NEW JERSEY RES	NJR	50.02	-0.0006	0.4	0.0037	-0.0043	Dec-07
68	Jan-08	NEW JERSEY RES	NJR	46.83	-0.06377	0	0.0040	-0.0678	Jan-08
68	Feb-08	NEW JERSEY RES	NJR	46.01	-0.01751	0	0.0034	-0.0209	Feb-08
68	Mar-08	NEW JERSEY RES	NJR	31.05	0.021408	0.42	0.0037	0.0177	Mar-08
68	Apr-08	NEW JERSEY RES	NJR	31.85	0.025765	0	0.0035	0.0223	Apr-08
68	May-08	NEW JERSEY RES	NJR	33.31	0.04584	0	0.0037	0.0421	May-08
68	Jun-08	NEW JERSEY RES	NJR	32.65	-0.01141	0.28	0.0040	-0.0154	Jun-08
68	Jul-08	NEW JERSEY RES	NJR	34.09	0.044104	0	0.0039	0.0402	Jul-08
68	Aug-08	NEW JERSEY RES	NJR	36.18	0.061308	0	0.0036	0.0577	Aug-08
68	Sep-08	NEW JERSEY RES	NJR	35.89	-0.00028	0.28	0.0039	-0.0042	Sep-08
68	Oct-08	NEW JERSEY RES	NJR	37.24	0.037615	0	0.0037	0.0339	Oct-08
68	Nov-08	NEW JERSEY RES	NJR	40.16	0.07841	0	0.0036	0.0748	Nov-08
68	Dec-08	NEW JERSEY RES	NJR	39.35	-0.01245	0.31	0.0033	-0.0158	Dec-08
68	Jan-09	NEW JERSEY RES	NJR	40.09	0.018806	0	0.0024	0.0164	Jan-09
68	Feb-09	NEW JERSEY RES	NJR	35.07	-0.12522	0	0.0030	-0.1282	Feb-09
68	Mar-09	NEW JERSEY RES	NJR	33.98	-0.02224	0.31	0.0035	-0.0257	Mar-09
68	Apr-09	NEW JERSEY RES	NJR	32.92	-0.0312	0	0.0029	-0.0341	Apr-09
68	May-09	NEW JERSEY RES	NJR	33.27	0.010632	0	0.0033	0.0073	May-09
68	Jun-09	NEW JERSEY RES	NJR	37.04	0.122633	0.31	0.0038	0.1188	Jun-09
68	Jul-09	NEW JERSEY RES	NJR	38.6	0.042117	0	0.0036	0.0385	Jul-09
68	Aug-09	NEW JERSEY RES	NJR	36.75	-0.04793	0	0.0036	-0.0515	Aug-09
68	Sep-09	NEW JERSEY RES	NJR	36.31	-0.00354	0.31	0.0034	-0.0069	Sep-09
68	Oct-09	NEW JERSEY RES	NJR	35.2	-0.03057	0	0.0033	-0.0339	Oct-09
68	Nov-09	NEW JERSEY RES	NJR	35.23	0.000852	0	0.0035	-0.0026	Nov-09
68	Dec-09	NEW JERSEY RES	NJR	37.4	0.071246	0.34	0.0034	0.0678	Dec-09
68	Jan-10	NEW JERSEY RES	NJR	36.49	-0.02433	0	0.0036	-0.0279	Jan-10

68	Feb-10	NEW JERSEY RES	NJR	36.42	-0.00192	0	0.0033	-0.0052	Feb-10
68	Mar-10	NEW JERSEY RES	NJR	37.56	0.040637	0.34	0.0040	0.0366	Mar-10
68	Apr-10	NEW JERSEY RES	NJR	37.73	0.004526	0	0.0038	0.0007	Apr-10
68	May-10	NEW JERSEY RES	NJR	35.45	-0.06043	0	0.0034	-0.0638	May-10
68	Jun-10	NEW JERSEY RES	NJR	35.2	0.002539	0.34	0.0037	-0.0012	Jun-10
68	Jul-10	NEW JERSEY RES	NJR	37.33	0.060511	0	0.0031	0.0574	Jul-10
68	Aug-10	NEW JERSEY RES	NJR	37.21	-0.00322	0	0.0032	-0.0064	Aug-10
68	Sep-10	NEW JERSEY RES	NJR	39.22	0.063155	0.34	0.0026	0.0606	Sep-10
68	Oct-10	NEW JERSEY RES	NJR	40.49	0.032381	0	0.0027	0.0297	Oct-10
68	Nov-10	NEW JERSEY RES	NJR	43.11	0.064707	0	0.0032	0.0615	Nov-10
68	Dec-10	NEW JERSEY RES	NJR	43.11	0.008351	0.36	0.0032	0.0052	Dec-10
68	Jan-11	NEW JERSEY RES	NJR	41.96	-0.02668	0	0.003567	-0.0302	Jan-11
68	Feb-11	NEW JERSEY RES	NJR	41.83	-0.0031	0	0.003683	-0.0068	Feb-11
68	Mar-11	NEW JERSEY RES	NJR	42.95	0.035381	0.36	0.003558	0.0318	Mar-11
68	Apr-11	NEW JERSEY RES	NJR	43.78	0.019325	0	0.003567	0.0158	Apr-11
68	May-11	NEW JERSEY RES	NJR	46.08	0.052535	0	0.003342	0.0492	May-11
68	Jun-11	NEW JERSEY RES	NJR	44.61	-0.02409	0.36	0.003258	-0.0273	Jun-11
68	Jul-11	NEW JERSEY RES	NJR	43.61	-0.02242	0	0.003292	-0.0257	Jul-11
68	Aug-11	NEW JERSEY RES	NJR	47.11	0.080257	0	0.003042	0.0772	Aug-11
68	Sep-11	NEW JERSEY RES	NJR	42.57	-0.08873	0.36	0.002358	-0.0911	Sep-11
68	Oct-11	NEW JERSEY RES	NJR	47.02	0.104534	0	0.002392	0.1021	Oct-11
68	Nov-11	NEW JERSEY RES	NJR	47.31	0.006168	0	0.002267	0.0039	Nov-11
68	Dec-11	NEW JERSEY RES	NJR	49.2	0.047981	0.38	0.002483	0.0455	Dec-11
68	Jan-12	NEW JERSEY RES	NJR	47.72	-0.03008	0	0.0021	-0.0322	Jan-12
68	Feb-12	NEW JERSEY RES	NJR	46.69	-0.02158	0	0.002	-0.0236	Feb-12
68	Mar-12	NEW JERSEY RES	NJR	44.57	-0.03727	0.38	0.0022	-0.0395	Mar-12
68	Apr-12	NEW JERSEY RES	NJR	43.24	-0.02984	0	0.0025	-0.0323	Apr-12
68	May-12	NEW JERSEY RES	NJR	41.98	-0.02914	0	0.0023	-0.0314	May-12
68	Jun-12	NEW JERSEY RES	NJR	43.61	0.04788	0.38	0.0018	0.0461	Jun-12
	Jul-12	NEW JERSEY RES	NJR	45.9	0.052511	0	0.002	0.0505	Jul-12
	Aug-12	NEW JERSEY RES	NJR	44.81	-0.02375	0	0.0018	-0.0255	Aug-12
	Sep-12	NEW JERSEY RES	NJR	45.72	0.037715	0.78	0.0017	0.0360	Sep-12
	Oct-12	NEW JERSEY RES	NJR	44.46	-0.02756	0	0.0021	-0.0297	Oct-12
	Nov-12	NEW JERSEY RES	NJR	40.58	-0.08727	0	0.0019	-0.0892	Nov-12
	Dec-12	NEW JERSEY RES	NJR	39.62	-0.0138	0.4	0.0019	-0.0157	Dec-12
	Jan-13	NEW JERSEY RES	NJR	42.06	0.061585	0	0.0022	0.0594	Jan-13
	Feb-13	NEW JERSEY RES	NJR	44.56	0.059439	0	0.0022	0.0572	Feb-13
	Mar-13	NEW JERSEY RES	NJR	44.85	0.015485	0.4	0.0021	0.0134	Mar-13
	Apr-13	NEW JERSEY RES	NJR	47.2	0.052397	0	0.0026	0.0498	Apr-13
	May-13	NEW JERSEY RES	NJR	45.38	-0.03856	0	0.0023	-0.0409	May-13
	Jun-13	NEW JERSEY RES	NJR	41.53	-0.07602	0.4	0.0024	-0.0784	Jun-13
	Jul-13	NEW JERSEY RES	NJR	44.76	0.077775	0	0.003	0.0748	Jul-13
	Aug-13	NEW JERSEY RES	NJR	43.08	-0.03753	0	0.0028	-0.0403	Aug-13
	Sep-13	NEW JERSEY RES	NJR	44.05	0.032266	0.42	0.0029	0.0294	Sep-13

Oct-13	NEW JERSEY RES	NJR	46.03	0.044949	0	0.0029	0.0420	Oct-13
Nov-13	NEW JERSEY RES	NJR	45.69	-0.00739	0	0.0027	-0.0101	Nov-13
Dec-13	NEW JERSEY RES	NJR	46.24	0.02123	0.42	0.0031	0.0181	Dec-13
Jan-14	NEW JERSEY RES	NJR	45.6	-0.01384	0	0.0032	-0.0170	Jan-14
Feb-14	NEW JERSEY RES	NJR	45.01	-0.01294	0	0.0026	-0.0155	Feb-14
Mar-14	NEW JERSEY RES	NJR	49.8	0.115752	0.42	0.0029	0.1129	Mar-14
Apr-14	NEW JERSEY RES	NJR	49.73	-0.00141	0	0.0028	-0.0042	Apr-14
May-14	NEW JERSEY RES	NJR	55.01	0.106173	0	0.0028	0.1034	May-14
Jun-14	NEW JERSEY RES	NJR	57.16	0.046719	0.42	0.0025	0.0442	Jun-14
Jul-14	NEW JERSEY RES	NJR	51.08	-0.10637	0	0.0027	-0.1091	Jul-14
Aug-14	NEW JERSEY RES	NJR	52.23	0.022514	0	0.0026	0.0199	Aug-14
Sep-14	NEW JERSEY RES	NJR	50.51	-0.02432	0.45	0.0023	-0.0266	Sep-14
Oct-14	NEW JERSEY RES	NJR	58.48	0.157791	0	0.0025	0.1553	Oct-14
Nov-14	NEW JERSEY RES	NJR	57.9	-0.00992	0	0.0023	-0.0122	Nov-14
Dec-14	NEW JERSEY RES	NJR	61.2	0.064767	0.45	0.0022	0.0626	Dec-14
Jan-15	NEW JERSEY RES	NJR	63.88	0.043791	0	0.002	0.0418	Jan-15
Feb-15	NEW JERSEY RES	NJR	62.58	-0.02035	0	0.0015	-0.0219	Feb-15
Mar-15	NEW JERSEY RES	NJR	31.06	-0.00016	0.225	0.0021	-0.0023	Mar-15
Apr-15	NEW JERSEY RES	NJR	30.51	-0.01771	0	0.0019	-0.0196	Apr-15
May-15	NEW JERSEY RES	NJR	30.07	-0.01442	0	0.002	-0.0164	May-15
Jun-15	NEW JERSEY RES	NJR	27.55	-0.07632	0.225	0.003492	-0.0798	Jun-15
Jul-15	NEW JERSEY RES	NJR	28.9	0.049002	0	0.003458	0.0455	Jul-15
Aug-15	NEW JERSEY RES	NJR	28.27	-0.0218	0	0.003367	-0.0252	Aug-15
Sep-15	NEW JERSEY RES	NJR	30.03	0.070746	0.24	0.003392	0.067355	Sep-15
Oct-15	NEW JERSEY RES	NJR	31.68	0.054945	0	0.003292	0.051653	Oct-15
Nov-15	NEW JERSEY RES	NJR	30.05	-0.05145	0	0.003383	-0.054835	Nov-15
Dec-15	NEW JERSEY RES	NJR	32.96	0.104825	0.24	0.003308	0.101517	Dec-15
Jan-16	NEW JERSEY RES	NJR	35.22	0.068568	0	0.003333	0.065235	Jan-16
Feb-16	NEW JERSEY RES	NJR	34.62	-0.01704	0	0.0033	-0.020336	Feb-16
Mar-16	NEW JERSEY RES	NJR	36.43	0.059214	0.24	0.003183	0.056031	Mar-16
Apr-16	NEW JERSEY RES	NJR	35.68	-0.02059	0	0.003183	-0.023771	Apr-16
May-16	NEW JERSEY RES	NJR	35.15	-0.01485	0	0.003042	-0.017896	May-16
Jun-16	NEW JERSEY RES	NJR	38.55	0.103556	0.24	0.002917	0.10064	Jun-16
Jul-16	NEW JERSEY RES	NJR	37.24	-0.03398	0	0.002733	-0.036715	Jul-16
Aug-16	NEW JERSEY RES	NJR	33.64	-0.09667	0	0.002767	-0.099437	Aug-16
Sep-16	NEW JERSEY RES	NJR	32.86	-0.01561	0.255	0.002842	-0.018448	Sep-16
Oct-16	NEW JERSEY RES	NJR	33.95	0.033171	0	0.002842	0.030329	Oct-16
Nov-16	NEW JERSEY RES	NJR	34.45	0.014728	0	0.003217	0.011511	Nov-16
Dec-16	NEW JERSEY RES	NJR	35.5	0.037881	0.255	0.003383	0.034498	Dec-16
Jan-17	NEW JERSEY RES	NJR	37.7	0.061972	0	0.003267	0.058705	Jan-17
Feb-17	NEW JERSEY RES	NJR	39.4	0.045093	0	0.003292	0.041801	Feb-17
Mar-17	NEW JERSEY RES	NJR	39.6	0.011548	0.255	0.003292	0.008257	Mar-17
Apr-17	NEW JERSEY RES	NJR	40.35	0.018939	0	0.003225	0.015714	Apr-17
May-17	NEW JERSEY RES	NJR	41.9	0.038414	0	0.003208	0.035206	May-17

2:1 Stock Split

Jun-17 NEW JERSEY RES	NJR	39.7	-0.04642	0.255	0.003067	-0.049487	Jun-17
Jul-17 NEW JERSEY RES	NJR	42.15	0.061713	0	0.00315	0.058563	Jul-17
Aug-17 NEW JERSEY RES	NJR	43.65	0.035587	0	0.003083	0.032504	Aug-17
Sep-17 NEW JERSEY RES	NJR	42.15	-0.02812	0.2725	0.003025	-0.031146	Sep-17
Oct-17 NEW JERSEY RES	NJR	44.45	0.054567	0	0.003	0.051567	Oct-17
Nov-17 NEW JERSEY RES	NJR	44.6	0.003375	0	0.003	0.000375	Nov-17
Dec-17 NEW JERSEY RES	NJR	40.2	-0.09254	0.2725	0.002925	-0.09547	Dec-17
Jan-18 NEW JERSEY RES	NJR	38.8	-0.03483	0	0.002925	-0.037751	Jan-18
Feb-18 NEW JERSEY RES	NJR	38.1	-0.01804	0	0.002958	-0.021	Feb-18
Mar-18 NEW JERSEY RES	NJR	40.1	0.059646	0.2725	0.003225	0.056421	Mar-18
Apr-18 NEW JERSEY RES	NJR	41.35	0.031172	0	0.003208	0.027964	Apr-18
May-18 NEW JERSEY RES	NJR	44.4	0.073761	0	0.003325	0.070436	May-18
Jun-18 NEW JERSEY RES	NJR	44.75	0.01402	0.2725	0.0033	0.01072	Jun-18
Jul-18 NEW JERSEY RES	NJR	46.25	0.03352	0	0.003225	0.030295	Jul-18
Aug-18 NEW JERSEY RES	NJR	45.6	-0.01405	0	0.003233	-0.017287	Aug-18
Sep-18 NEW JERSEY RES	NJR	46.1	0.017379	0.2925	0.003233	0.014146	Sep-18
Oct-18 NEW JERSEY RES	NJR	45.1	-0.02169	0	0.00345	-0.025142	Oct-18
Nov-18 NEW JERSEY RES	NJR	48.53	0.076053	0	0.003517	0.072537	Nov-18
Dec-18 NEW JERSEY RES	NJR	45.67	-0.05291	0.2925	0.00335	-0.056255	Dec-18
Jan-19 NEW JERSEY RES	NJR	48.5	0.061966	0	0.003275	0.058691	Jan-19
Feb-19 NEW JERSEY RES	NJR	48.4	-0.00206	0	0.003158	-0.00522	Feb-19
Mar-19 NEW JERSEY RES	NJR	49.79	0.034762	0.2925	0.003158	0.031604	Mar-19
Apr-19 NEW JERSEY RES	NJR	50.08	0.005824	0	0.003075	0.002749	Apr-19
May-19 NEW JERSEY RES	NJR	47.45	-0.05252	0	0.003058	-0.055574	May-19
Jun-19 NEW JERSEY RES	NJR	49.77	0.055058	0.2925	0.003058	0.052	Jun-19
Jul-19 NEW JERSEY RES	NJR	49.87	0.002009	0	0.002742	-0.000732	Jul-19
Aug-19 NEW JERSEY RES	NJR	45.74	-0.08282	0	0.002742	-0.085557	Aug-19
Sep-19 NEW JERSEY RES	NJR	45.22	-0.00454	0.3125	0.002483	-0.00702	Sep-19
Oct-19 NEW JERSEY RES	NJR	43.6	-0.03582	0	0.002525	-0.03835	Oct-19
Nov-19 NEW JERSEY RES	NJR	42.54	-0.02431	0	0.002558	-0.02687	Nov-19
Dec-19 NEW JERSEY RES	NJR	44.57	0.055066	0.3125	0.002508	0.052557	Dec-19
Jan-20 NEW JERSEY RES	NJR	41.32	-0.07292	0	0.00235	-0.075269	Jan-20
Feb-20 NEW JERSEY RES	NJR	35.31	-0.14545	0	0.00245	-0.1479	Feb-20
Mar-20 NEW JERSEY RES	NJR	33.97	-0.0291	0.3125	0.002317	-0.031416	Mar-20
Apr-20 NEW JERSEY RES	NJR	33.78	-0.00559	0	0.002025	-0.007618	Apr-20
May-20 NEW JERSEY RES	NJR	35.12	0.039668	0	0.002075	0.037593	May-20
Jun-20 NEW JERSEY RES	NJR	32.65	-0.06143	0.3125	0.002008	-0.063441	Jun-20
Jul-20 NEW JERSEY RES	NJR	31.06	-0.0487	0	0.001692	-0.05039	Jul-20
Aug-20 NEW JERSEY RES	NJR	30.14	-0.02962	0	0.001875	-0.031495	Aug-20
Sep-20 NEW JERSEY RES	NJR	27.02	-0.09249	0.3325	0.001925	-0.09441	Sep-20
Oct-20 NEW JERSEY RES	NJR	29.18	0.079941	0	0.001958	0.077982	Oct-20
Nov-20 NEW JERSEY RES	NJR	33.03	0.13194	0	0.001917	0.130023	Nov-20
Dec-20 NEW JERSEY RES	NJR	35.55	0.086361	0.3325	0.001883	0.084478	Dec-20
Jan-21 NEW JERSEY RES	NJR	35.01	-0.01519	0	0.002042	-0.017232	Jan-21

Feb-21 NEW JERSEY RES	NJR	39.29	0.122251	0	0.00225	0.120001	Feb-21
Mar-21 NEW JERSEY RES	NJR	39.87	0.023225	0.3325	0.002533	0.020691	Mar-21

Unique Index Number	Trading Date	Company Name	Ticker	Closing Price	Total Return	Dividend Amount	IbbotRf	RP	Trading Date
	Jan-26						0.0031		Jan-26
	Feb-26						0.0028		Feb-26
	Mar-26						0.0032		Mar-26
	Apr-26						0.0030		Apr-26
	May-26						0.0028		May-26
	Jun-26						0.0033		Jun-26
	Jul-26						0.0031		Jul-26
	Aug-26						0.0031		Aug-26
	Sep-26						0.0030		Sep-26
	Oct-26						0.0030		Oct-26
	Nov-26						0.0031		Nov-26
	Dec-26						0.0030		Dec-26
	Jan-27						0.0030		Jan-27
	Feb-27						0.0027		Feb-27
	Mar-27						0.0029		Mar-27
	Apr-27						0.0027		Apr-27
	May-27						0.0028		May-27
	Jun-27						0.0027		Jun-27
	Jul-27						0.0027		Jul-27
	Aug-27						0.0029		Aug-27
	Sep-27						0.0027		Sep-27
	Oct-27						0.0028		Oct-27
	Nov-27						0.0027		Nov-27
	Dec-27						0.0027		Dec-27
	Jan-28						0.0027		Jan-28
	Feb-28						0.0025		Feb-28
	Mar-28						0.0027		Mar-28
	Apr-28						0.0026		Apr-28
	May-28						0.0027		May-28
	Jun-28						0.0027		Jun-28
	Jul-28						0.0027		Jul-28
	Aug-28						0.0029		Aug-28
	Sep-28						0.0027		Sep-28

Oct-28	0.0030	Oct-28
Nov-28	0.0027	Nov-28
Dec-28	0.0029	Dec-28
Jan-29	0.0029	Jan-29
Feb-29	0.0027	Feb-29
Mar-29	0.0028	Mar-29
Apr-29	0.0034	Apr-29
May-29	0.0030	May-29
Jun-29	0.0029	Jun-29
Jul-29	0.0032	Jul-29
Aug-29	0.0030	Aug-29
Sep-29	0.0032	Sep-29
Oct-29	0.0031	Oct-29
Nov-29	0.0026	Nov-29
Dec-29	0.0031	Dec-29
Jan-30	0.0029	Jan-30
Feb-30	0.0026	Feb-30
Mar-30	0.0029	Mar-30
Apr-30	0.0027	Apr-30
May-30	0.0027	May-30
Jun-30	0.0029	Jun-30
Jul-30	0.0028	Jul-30
Aug-30	0.0026	Aug-30
Sep-30	0.0029	Sep-30
Oct-30	0.0027	Oct-30
Nov-30	0.0026	Nov-30
Dec-30	0.0028	Dec-30
Jan-31	0.0028	Jan-31
Feb-31	0.0026	Feb-31
Mar-31	0.0029	Mar-31
Apr-31	0.0027	Apr-31
May-31	0.0026	May-31
Jun-31	0.0028	Jun-31
Jul-31	0.0027	Jul-31
Aug-31	0.0027	Aug-31
Sep-31	0.0027	Sep-31

Oct-31	0.0029	Oct-31
Nov-31	0.0031	Nov-31
Dec-31	0.0032	Dec-31
Jan-32	0.0032	Jan-32
Feb-32	0.0032	Feb-32
Mar-32	0.0031	Mar-32
Apr-32	0.0030	Apr-32
May-32	0.0028	May-32
Jun-32	0.0028	Jun-32
Jul-32	0.0028	Jul-32
Aug-32	0.0028	Aug-32
Sep-32	0.0026	Sep-32
Oct-32	0.0027	Oct-32
Nov-32	0.0026	Nov-32
Dec-32	0.0027	Dec-32
Jan-33	0.0027	Jan-33
Feb-33	0.0023	Feb-33
Mar-33	0.0027	Mar-33
Apr-33	0.0025	Apr-33
May-33	0.0028	May-33
Jun-33	0.0025	Jun-33
Jul-33	0.0026	Jul-33
Aug-33	0.0026	Aug-33
Sep-33	0.0025	Sep-33
Oct-33	0.0026	Oct-33
Nov-33	0.0025	Nov-33
Dec-33	0.0028	Dec-33
Jan-34	0.0029	Jan-34
Feb-34	0.0024	Feb-34
Mar-34	0.0027	Mar-34
Apr-34	0.0025	Apr-34
May-34	0.0025	May-34
Jun-34	0.0024	Jun-34
Jul-34	0.0024	Jul-34
Aug-34	0.0024	Aug-34
Sep-34	0.0023	Sep-34

Oct-34	0.0027	Oct-34
Nov-34	0.0025	Nov-34
Dec-34	0.0025	Dec-34
Jan-35	0.0025	Jan-35
Feb-35	0.0021	Feb-35
Mar-35	0.0022	Mar-35
Apr-35	0.0023	Apr-35
May-35	0.0023	May-35
Jun-35	0.0022	Jun-35
Jul-35	0.0024	Jul-35
Aug-35	0.0023	Aug-35
Sep-35	0.0023	Sep-35
Oct-35	0.0023	Oct-35
Nov-35	0.0024	Nov-35
Dec-35	0.0024	Dec-35
Jan-36	0.0024	Jan-36
Feb-36	0.0023	Feb-36
Mar-36	0.0024	Mar-36
Apr-36	0.0022	Apr-36
May-36	0.0022	May-36
Jun-36	0.0024	Jun-36
Jul-36	0.0023	Jul-36
Aug-36	0.0023	Aug-36
Sep-36	0.0021	Sep-36
Oct-36	0.0023	Oct-36
Nov-36	0.0022	Nov-36
Dec-36	0.0022	Dec-36
Jan-37	0.0021	Jan-37
Feb-37	0.0020	Feb-37
Mar-37	0.0022	Mar-37
Apr-37	0.0023	Apr-37
May-37	0.0022	May-37
Jun-37	0.0025	Jun-37
Jul-37	0.0024	Jul-37
Aug-37	0.0023	Aug-37
Sep-37	0.0023	Sep-37

Oct-37	0.0023	Oct-37
Nov-37	0.0024	Nov-37
Dec-37	0.0023	Dec-37
Jan-38	0.0023	Jan-38
Feb-38	0.0021	Feb-38
Mar-38	0.0023	Mar-38
Apr-38	0.0022	Apr-38
May-38	0.0022	May-38
Jun-38	0.0021	Jun-38
Jul-38	0.0021	Jul-38
Aug-38	0.0022	Aug-38
Sep-38	0.0021	Sep-38
Oct-38	0.0022	Oct-38
Nov-38	0.0021	Nov-38
Dec-38	0.0022	Dec-38
Jan-39	0.0021	Jan-39
Feb-39	0.0019	Feb-39
Mar-39	0.0021	Mar-39
Apr-39	0.0019	Apr-39
May-39	0.0020	May-39
Jun-39	0.0018	Jun-39
Jul-39	0.0019	Jul-39
Aug-39	0.0018	Aug-39
Sep-39	0.0019	Sep-39
Oct-39	0.0023	Oct-39
Nov-39	0.0020	Nov-39
Dec-39	0.0019	Dec-39
Jan-40	0.0020	Jan-40
Feb-40	0.0018	Feb-40
Mar-40	0.0019	Mar-40
Apr-40	0.0018	Apr-40
May-40	0.0019	May-40
Jun-40	0.0019	Jun-40
Jul-40	0.0020	Jul-40
Aug-40	0.0019	Aug-40
Sep-40	0.0018	Sep-40

Oct-40	0.0018	Oct-40
Nov-40	0.0018	Nov-40
Dec-40	0.0017	Dec-40
Jan-41	0.0016	Jan-41
Feb-41	0.0016	Feb-41
Mar-41	0.0018	Mar-41
Apr-41	0.0017	Apr-41
May-41	0.0017	May-41
Jun-41	0.0016	Jun-41
Jul-41	0.0016	Jul-41
Aug-41	0.0016	Aug-41
Sep-41	0.0016	Sep-41
Oct-41	0.0016	Oct-41
Nov-41	0.0014	Nov-41
Dec-41	0.0016	Dec-41
Jan-42	0.0021	Jan-42
Feb-42	0.0019	Feb-42
Mar-42	0.0021	Mar-42
Apr-42	0.0020	Apr-42
May-42	0.0019	May-42
Jun-42	0.0021	Jun-42
Jul-42	0.0021	Jul-42
Aug-42	0.0021	Aug-42
Sep-42	0.0020	Sep-42
Oct-42	0.0021	Oct-42
Nov-42	0.0020	Nov-42
Dec-42	0.0021	Dec-42
Jan-43	0.0020	Jan-43
Feb-43	0.0019	Feb-43
Mar-43	0.0021	Mar-43
Apr-43	0.0020	Apr-43
May-43	0.0019	May-43
Jun-43	0.0021	Jun-43
Jul-43	0.0021	Jul-43
Aug-43	0.0021	Aug-43
Sep-43	0.0020	Sep-43

Oct-43	0.0020	Oct-43
Nov-43	0.0021	Nov-43
Dec-43	0.0021	Dec-43
Jan-44	0.0021	Jan-44
Feb-44	0.0020	Feb-44
Mar-44	0.0021	Mar-44
Apr-44	0.0020	Apr-44
May-44	0.0022	May-44
Jun-44	0.0020	Jun-44
Jul-44	0.0021	Jul-44
Aug-44	0.0021	Aug-44
Sep-44	0.0020	Sep-44
Oct-44	0.0021	Oct-44
Nov-44	0.0020	Nov-44
Dec-44	0.0020	Dec-44
Jan-45	0.0021	Jan-45
Feb-45	0.0018	Feb-45
Mar-45	0.0020	Mar-45
Apr-45	0.0019	Apr-45
May-45	0.0019	May-45
Jun-45	0.0019	Jun-45
Jul-45	0.0018	Jul-45
Aug-45	0.0019	Aug-45
Sep-45	0.0018	Sep-45
Oct-45	0.0019	Oct-45
Nov-45	0.0018	Nov-45
Dec-45	0.0018	Dec-45
Jan-46	0.0017	Jan-46
Feb-46	0.0015	Feb-46
Mar-46	0.0016	Mar-46
Apr-46	0.0017	Apr-46
May-46	0.0018	May-46
Jun-46	0.0016	Jun-46
Jul-46	0.0019	Jul-46
Aug-46	0.0017	Aug-46
Sep-46	0.0018	Sep-46

Oct-46	0.0019	Oct-46
Nov-46	0.0018	Nov-46
Dec-46	0.0019	Dec-46
Jan-47	0.0018	Jan-47
Feb-47	0.0016	Feb-47
Mar-47	0.0018	Mar-47
Apr-47	0.0017	Apr-47
May-47	0.0017	May-47
Jun-47	0.0019	Jun-47
Jul-47	0.0018	Jul-47
Aug-47	0.0017	Aug-47
Sep-47	0.0018	Sep-47
Oct-47	0.0018	Oct-47
Nov-47	0.0017	Nov-47
Dec-47	0.0021	Dec-47
Jan-48	0.0020	Jan-48
Feb-48	0.0019	Feb-48
Mar-48	0.0022	Mar-48
Apr-48	0.0020	Apr-48
May-48	0.0018	May-48
Jun-48	0.0021	Jun-48
Jul-48	0.0019	Jul-48
Aug-48	0.0021	Aug-48
Sep-48	0.0020	Sep-48
Oct-48	0.0019	Oct-48
Nov-48	0.0021	Nov-48
Dec-48	0.0020	Dec-48
Jan-49	0.0020	Jan-49
Feb-49	0.0018	Feb-49
Mar-49	0.0019	Mar-49
Apr-49	0.0018	Apr-49
May-49	0.0020	May-49
Jun-49	0.0019	Jun-49
Jul-49	0.0017	Jul-49
Aug-49	0.0019	Aug-49
Sep-49	0.0017	Sep-49

Oct-49	0.0018	Oct-49
Nov-49	0.0017	Nov-49
Dec-49	0.0017	Dec-49
Jan-50	0.0018	Jan-50
Feb-50	0.0016	Feb-50
Mar-50	0.0018	Mar-50
Apr-50	0.0016	Apr-50
May-50	0.0019	May-50
Jun-50	0.0017	Jun-50
Jul-50	0.0018	Jul-50
Aug-50	0.0018	Aug-50
Sep-50	0.0017	Sep-50
Oct-50	0.0019	Oct-50
Nov-50	0.0018	Nov-50
Dec-50	0.0018	Dec-50
Jan-51	0.0020	Jan-51
Feb-51	0.0017	Feb-51
Mar-51	0.0019	Mar-51
Apr-51	0.0020	Apr-51
May-51	0.0021	May-51
Jun-51	0.0020	Jun-51
Jul-51	0.0023	Jul-51
Aug-51	0.0021	Aug-51
Sep-51	0.0019	Sep-51
Oct-51	0.0023	Oct-51
Nov-51	0.0021	Nov-51
Dec-51	0.0022	Dec-51
Jan-52	0.0023	Jan-52
Feb-52	0.0021	Feb-52
Mar-52	0.0023	Mar-52
Apr-52	0.0022	Apr-52
May-52	0.0020	May-52
Jun-52	0.0022	Jun-52
Jul-52	0.0022	Jul-52
Aug-52	0.0021	Aug-52
Sep-52	0.0023	Sep-52

Oct-52	0.0023	Oct-52
Nov-52	0.0021	Nov-52
Dec-52	0.0024	Dec-52
Jan-53	0.0023	Jan-53
Feb-53	0.0021	Feb-53
Mar-53	0.0025	Mar-53
Apr-53	0.0024	Apr-53
May-53	0.0024	May-53
Jun-53	0.0027	Jun-53
Jul-53	0.0025	Jul-53
Aug-53	0.0025	Aug-53
Sep-53	0.0025	Sep-53
Oct-53	0.0023	Oct-53
Nov-53	0.0024	Nov-53
Dec-53	0.0024	Dec-53
Jan-54	0.0023	Jan-54
Feb-54	0.0022	Feb-54
Mar-54	0.0025	Mar-54
Apr-54	0.0022	Apr-54
May-54	0.0020	May-54
Jun-54	0.0025	Jun-54
Jul-54	0.0022	Jul-54
Aug-54	0.0023	Aug-54
Sep-54	0.0022	Sep-54
Oct-54	0.0021	Oct-54
Nov-54	0.0023	Nov-54
Dec-54	0.0023	Dec-54
Jan-55	0.0022	Jan-55
Feb-55	0.0022	Feb-55
Mar-55	0.0024	Mar-55
Apr-55	0.0022	Apr-55
May-55	0.0025	May-55
Jun-55	0.0023	Jun-55
Jul-55	0.0023	Jul-55
Aug-55	0.0027	Aug-55
Sep-55	0.0024	Sep-55

Oct-55	0.0025	Oct-55
Nov-55	0.0024	Nov-55
Dec-55	0.0024	Dec-55
Jan-56	0.0025	Jan-56
Feb-56	0.0023	Feb-56
Mar-56	0.0023	Mar-56
Apr-56	0.0026	Apr-56
May-56	0.0026	May-56
Jun-56	0.0023	Jun-56
Jul-56	0.0026	Jul-56
Aug-56	0.0026	Aug-56
Sep-56	0.0025	Sep-56
Oct-56	0.0029	Oct-56
Nov-56	0.0027	Nov-56
Dec-56	0.0028	Dec-56
Jan-57	0.0029	Jan-57
Feb-57	0.0025	Feb-57
Mar-57	0.0026	Mar-57
Apr-57	0.0029	Apr-57
May-57	0.0029	May-57
Jun-57	0.0025	Jun-57
Jul-57	0.0033	Jul-57
Aug-57	0.0030	Aug-57
Sep-57	0.0031	Sep-57
Oct-57	0.0031	Oct-57
Nov-57	0.0029	Nov-57
Dec-57	0.0029	Dec-57
Jan-58	0.0027	Jan-58
Feb-58	0.0025	Feb-58
Mar-58	0.0027	Mar-58
Apr-58	0.0026	Apr-58
May-58	0.0024	May-58
Jun-58	0.0027	Jun-58
Jul-58	0.0027	Jul-58
Aug-58	0.0027	Aug-58
Sep-58	0.0032	Sep-58

Oct-58	0.0032	Oct-58
Nov-58	0.0028	Nov-58
Dec-58	0.0033	Dec-58
Jan-59	0.0031	Jan-59
Feb-59	0.0031	Feb-59
Mar-59	0.0035	Mar-59
Apr-59	0.0033	Apr-59
May-59	0.0033	May-59
Jun-59	0.0036	Jun-59
Jul-59	0.0035	Jul-59
Aug-59	0.0035	Aug-59
Sep-59	0.0034	Sep-59
Oct-59	0.0035	Oct-59
Nov-59	0.0035	Nov-59
Dec-59	0.0036	Dec-59
Jan-60	0.0035	Jan-60
Feb-60	0.0037	Feb-60
Mar-60	0.0036	Mar-60
Apr-60	0.0032	Apr-60
May-60	0.0037	May-60
Jun-60	0.0034	Jun-60
Jul-60	0.0032	Jul-60
Aug-60	0.0034	Aug-60
Sep-60	0.0032	Sep-60
Oct-60	0.0033	Oct-60
Nov-60	0.0032	Nov-60
Dec-60	0.0033	Dec-60
Jan-61	0.0033	Jan-61
Feb-61	0.0030	Feb-61
Mar-61	0.0031	Mar-61
Apr-61	0.0031	Apr-61
May-61	0.0034	May-61
Jun-61	0.0032	Jun-61
Jul-61	0.0033	Jul-61
Aug-61	0.0033	Aug-61
Sep-61	0.0032	Sep-61

Oct-61	0.0034	Oct-61
Nov-61	0.0032	Nov-61
Dec-61	0.0031	Dec-61
Jan-62	0.0037	Jan-62
Feb-62	0.0032	Feb-62
Mar-62	0.0033	Mar-62
Apr-62	0.0033	Apr-62
May-62	0.0032	May-62
Jun-62	0.0030	Jun-62
Jul-62	0.0034	Jul-62
Aug-62	0.0034	Aug-62
Sep-62	0.0030	Sep-62
Oct-62	0.0035	Oct-62
Nov-62	0.0031	Nov-62
Dec-62	0.0032	Dec-62
Jan-63	0.0032	Jan-63
Feb-63	0.0029	Feb-63
Mar-63	0.0031	Mar-63
Apr-63	0.0034	Apr-63
May-63	0.0033	May-63
Jun-63	0.0030	Jun-63
Jul-63	0.0036	Jul-63
Aug-63	0.0033	Aug-63
Sep-63	0.0034	Sep-63
Oct-63	0.0034	Oct-63
Nov-63	0.0032	Nov-63
Dec-63	0.0036	Dec-63
Jan-64	0.0035	Jan-64
Feb-64	0.0032	Feb-64
Mar-64	0.0037	Mar-64
Apr-64	0.0035	Apr-64
May-64	0.0032	May-64
Jun-64	0.0038	Jun-64
Jul-64	0.0035	Jul-64
Aug-64	0.0035	Aug-64
Sep-64	0.0034	Sep-64

Oct-64	0.0034	Oct-64
Nov-64	0.0035	Nov-64
Dec-64	0.0035	Dec-64
Jan-65	0.0033	Jan-65
Feb-65	0.0032	Feb-65
Mar-65	0.0038	Mar-65
Apr-65	0.0033	Apr-65
May-65	0.0033	May-65
Jun-65	0.0038	Jun-65
Jul-65	0.0034	Jul-65
Aug-65	0.0037	Aug-65
Sep-65	0.0035	Sep-65
Oct-65	0.0034	Oct-65
Nov-65	0.0037	Nov-65
Dec-65	0.0037	Dec-65
Jan-66	0.0038	Jan-66
Feb-66	0.0034	Feb-66
Mar-66	0.0040	Mar-66
Apr-66	0.0036	Apr-66
May-66	0.0041	May-66
Jun-66	0.0039	Jun-66
Jul-66	0.0038	Jul-66
Aug-66	0.0043	Aug-66
Sep-66	0.0041	Sep-66
Oct-66	0.0040	Oct-66
Nov-66	0.0038	Nov-66
Dec-66	0.0039	Dec-66
Jan-67	0.0040	Jan-67
Feb-67	0.0034	Feb-67
Mar-67	0.0039	Mar-67
Apr-67	0.0035	Apr-67
May-67	0.0043	May-67
Jun-67	0.0039	Jun-67
Jul-67	0.0043	Jul-67
Aug-67	0.0042	Aug-67
Sep-67	0.0040	Sep-67

Oct-67	0.0045	Oct-67
Nov-67	0.0045	Nov-67
Dec-67	0.0044	Dec-67
Jan-68	0.0050	Jan-68
Feb-68	0.0042	Feb-68
Mar-68	0.0043	Mar-68
Apr-68	0.0049	Apr-68
May-68	0.0046	May-68
Jun-68	0.0042	Jun-68
Jul-68	0.0048	Jul-68
Aug-68	0.0042	Aug-68
Sep-68	0.0044	Sep-68
Oct-68	0.0045	Oct-68
Nov-68	0.0043	Nov-68
Dec-68	0.0049	Dec-68
Jan-69	0.0050	Jan-69
Feb-69	0.0046	Feb-69
Mar-69	0.0047	Mar-69
Apr-69	0.0055	Apr-69
May-69	0.0047	May-69
Jun-69	0.0055	Jun-69
Jul-69	0.0052	Jul-69
Aug-69	0.0048	Aug-69
Sep-69	0.0055	Sep-69
Oct-69	0.0057	Oct-69
Nov-69	0.0049	Nov-69
Dec-69	0.0060	Dec-69
Jan-70	0.0056	Jan-70
Feb-70	0.0052	Feb-70
Mar-70	0.0056	Mar-70
Apr-70	0.0054	Apr-70
May-70	0.0055	May-70
Jun-70	0.0064	Jun-70
Jul-70	0.0059	Jul-70
Aug-70	0.0057	Aug-70
Sep-70	0.0056	Sep-70

Oct-70						0.0055		Oct-70
Nov-70						0.0058		Nov-70
Dec-70						0.0053		Dec-70
Jan-71						0.0051		Jan-71
Feb-71						0.0046		Feb-71
Mar-71						0.0056		Mar-71
Apr-71						0.0048		Apr-71
May-71						0.0047		May-71
Jun-71						0.0056		Jun-71
Jul-71						0.0052		Jul-71
Aug-71						0.0055		Aug-71
Sep-71						0.0049		Sep-71
Oct-71						0.0047		Oct-71
Nov-71						0.0051		Nov-71
Dec-71						0.0050		Dec-71
Jan-72						0.0050		Jan-72
Feb-72						0.0047		Feb-72
Mar-72						0.0049		Mar-72
Apr-72						0.0048		Apr-72
May-72						0.0055		May-72
Jun-72						0.0049		Jun-72
Jul-72						0.0051		Jul-72
Aug-72						0.0049		Aug-72
Sep-72						0.0047		Sep-72
Oct-72						0.0052		Oct-72
Nov-72						0.0048		Nov-72
70	Dec-72	NORTHWEST NATURAL GAS CO NWNG	-11.25	-66	0	0.0045		Dec-72
70	Jan-73	NORTHWEST NATURAL GAS CO NWNG	-10.375	-0.06311	0.165	0.0054	-0.0685	Jan-73
70	Feb-73	NORTHWEST NATURAL GAS CO NWNG	-10	-0.03615	0	0.0051	-0.0412	Feb-73
70	Mar-73	NORTHWEST NATURAL GAS CO NWNG	-9.875	-0.0125	0	0.0056	-0.0181	Mar-73
70	Apr-73	NORTHWEST NATURAL GAS CO NWNG	-9.75	0.004051	0.165	0.0057	-0.0016	Apr-73
70	May-73	NORTHWEST NATURAL GAS CO NWNG	-9.5	-0.02564	0	0.0058	-0.0314	May-73
70	Jun-73	NORTHWEST NATURAL GAS CO NWNG	-9.875	0.039474	0	0.0055	0.0340	Jun-73
70	Jul-73	NORTHWEST NATURAL GAS CO NWNG	-10	0.031899	0.19	0.0061	0.0258	Jul-73
70	Aug-73	NORTHWEST NATURAL GAS CO NWNG	-9.625	-0.0375	0	0.0062	-0.0437	Aug-73
70	Sep-73	NORTHWEST NATURAL GAS CO NWNG	-9.5	-0.01299	0	0.0055	-0.0185	Sep-73

70	Oct-73	NORTHWEST NATURAL GAS CO NWNG	-9.25	-0.00632	0.19	0.0063	-0.0126	Oct-73
70	Nov-73	NORTHWEST NATURAL GAS CO NWNG	-8.5	-0.08108	0	0.0056	-0.0867	Nov-73
70	Dec-73	NORTHWEST NATURAL GAS CO NWNG	-8.125	-0.04412	0	0.0060	-0.0501	Dec-73
70	Jan-74	NORTHWEST NATURAL GAS CO NWNG	-9.25	0.161846	0.19	0.0061	0.1557	Jan-74
70	Feb-74	NORTHWEST NATURAL GAS CO NWNG	-9.25	0	0	0.0055	-0.0055	Feb-74
70	Mar-74	NORTHWEST NATURAL GAS CO NWNG	-8.75	-0.05405	0	0.0058	-0.0599	Mar-74
70	Apr-74	NORTHWEST NATURAL GAS CO NWNG	-8.125	-0.04971	0.19	0.0068	-0.0565	Apr-74
70	May-74	NORTHWEST NATURAL GAS CO NWNG	-7.75	-0.04615	0	0.0068	-0.0530	May-74
70	Jun-74	NORTHWEST NATURAL GAS CO NWNG	-7.625	-0.01613	0	0.0061	-0.0222	Jun-74
70	Jul-74	NORTHWEST NATURAL GAS CO NWNG	-7.5	0.008525	0.19	0.0072	0.0013	Jul-74
70	Aug-74	NORTHWEST NATURAL GAS CO NWNG	-6.5	-0.13333	0	0.0065	-0.1398	Aug-74
70	Sep-74	NORTHWEST NATURAL GAS CO NWNG	-5.875	-0.09615	0	0.0071	-0.1033	Sep-74
70	Oct-74	NORTHWEST NATURAL GAS CO NWNG	-6.5	0.138723	0.19	0.0070	0.1317	Oct-74
70	Nov-74	NORTHWEST NATURAL GAS CO NWNG	-6.875	0.057692	0	0.0062	0.0515	Nov-74
70	Dec-74	NORTHWEST NATURAL GAS CO NWNG	-6.25	-0.09091	0	0.0067	-0.0976	Dec-74
70	Jan-75	NORTHWEST NATURAL GAS CO NWNG	-7.8125	0.2804	0.19	0.0068	0.2736	Jan-75
70	Feb-75	NORTHWEST NATURAL GAS CO NWNG	-7.8125	0	0	0.0060	-0.0060	Feb-75
70	Mar-75	NORTHWEST NATURAL GAS CO NWNG	-6.9375	-0.112	0	0.0066	-0.1186	Mar-75
70	Apr-75	NORTHWEST NATURAL GAS CO NWNG	-7.1875	0.063423	0.19	0.0067	0.0567	Apr-75
70	May-75	NORTHWEST NATURAL GAS CO NWNG	-6.9375	-0.03478	0	0.0067	-0.0415	May-75
70	Jun-75	NORTHWEST NATURAL GAS CO NWNG	-8.5625	0.234234	0	0.0070	0.2272	Jun-75
70	Jul-75	NORTHWEST NATURAL GAS CO NWNG	-7.4375	-0.1092	0.19	0.0068	-0.1160	Jul-75
70	Aug-75	NORTHWEST NATURAL GAS CO NWNG	-7.5625	0.016807	0	0.0065	0.0103	Aug-75
70	Sep-75	NORTHWEST NATURAL GAS CO NWNG	-7.3125	-0.03306	0	0.0073	-0.0404	Sep-75
70	Oct-75	NORTHWEST NATURAL GAS CO NWNG	-7.9375	0.112821	0.2	0.0072	0.1056	Oct-75
70	Nov-75	NORTHWEST NATURAL GAS CO NWNG	-7.6875	-0.0315	0	0.0061	-0.0376	Nov-75
70	Dec-75	NORTHWEST NATURAL GAS CO NWNG	-7.8125	0.01626	0	0.0074	0.0089	Dec-75
70	Jan-76	NORTHWEST NATURAL GAS CO NWNG	-8.9375	0.1696	0.2	0.0065	0.1631	Jan-76
70	Feb-76	NORTHWEST NATURAL GAS CO NWNG	-8.6875	-0.02797	0	0.0060	-0.0340	Feb-76
70	Mar-76	NORTHWEST NATURAL GAS CO NWNG	-8.5625	-0.01439	0	0.0071	-0.0215	Mar-76
70	Apr-76	NORTHWEST NATURAL GAS CO NWNG	-8.6875	0.037956	0.2	0.0064	0.0316	Apr-76
70	May-76	NORTHWEST NATURAL GAS CO NWNG	-8.3125	-0.04317	0	0.0059	-0.0491	May-76
70	Jun-76	NORTHWEST NATURAL GAS CO NWNG	-8.5625	0.030075	0	0.0073	0.0228	Jun-76
70	Jul-76	NORTHWEST NATURAL GAS CO NWNG	-9.0625	0.081752	0.2	0.0065	0.0753	Jul-76
70	Aug-76	NORTHWEST NATURAL GAS CO NWNG	-9.0625	0	0	0.0069	-0.0069	Aug-76
70	Sep-76	NORTHWEST NATURAL GAS CO NWNG	-9.5625	0.055172	0	0.0064	0.0488	Sep-76

70	Oct-76	NORTHWEST NATURAL GAS CO NWNG	-9.3125	-0.00523	0.2	0.0061	-0.0113	Oct-76
70	Nov-76	NORTHWEST NATURAL GAS CO NWNG	-8.9375	-0.04027	0	0.0066	-0.0469	Nov-76
70	Dec-76	NORTHWEST NATURAL GAS CO NWNG	-10.0625	0.125874	0	0.0063	0.1196	Dec-76
70	Jan-77	NORTHWEST NATURAL GAS CO NWNG	-10.1875	0.032298	0.2	0.0059	0.0264	Jan-77
70	Feb-77	NORTHWEST NATURAL GAS CO NWNG	-9.8125	-0.03681	0	0.0057	-0.0425	Feb-77
70	Mar-77	NORTHWEST NATURAL GAS CO NWNG	-9.5625	-0.02548	0	0.0065	-0.0320	Mar-77
70	Apr-77	NORTHWEST NATURAL GAS CO NWNG	-9.4375	0.007843	0.2	0.0061	0.0017	Apr-77
70	May-77	NORTHWEST NATURAL GAS CO NWNG	-8.9375	-0.05298	0	0.0067	-0.0597	May-77
70	Jun-77	NORTHWEST NATURAL GAS CO NWNG	-10.0625	0.125874	0	0.0062	0.1197	Jun-77
70	Jul-77	NORTHWEST NATURAL GAS CO NWNG	-10.0625	0.019876	0.2	0.0059	0.0140	Jul-77
70	Aug-77	NORTHWEST NATURAL GAS CO NWNG	-9.5625	-0.04969	0	0.0067	-0.0564	Aug-77
70	Sep-77	NORTHWEST NATURAL GAS CO NWNG	-10.1875	0.065359	0	0.0061	0.0593	Sep-77
70	Oct-77	NORTHWEST NATURAL GAS CO NWNG	-10.0625	0.009325	0.22	0.0063	0.0030	Oct-77
70	Nov-77	NORTHWEST NATURAL GAS CO NWNG	-10.5625	0.049689	0	0.0063	0.0434	Nov-77
70	Dec-77	NORTHWEST NATURAL GAS CO NWNG	-10.3125	-0.02367	0	0.0062	-0.0299	Dec-77
70	Jan-78	NORTHWEST NATURAL GAS CO NWNG	-10.5625	0.045576	0.22	0.0069	0.0387	Jan-78
70	Feb-78	NORTHWEST NATURAL GAS CO NWNG	-10.4375	-0.01183	0	0.0060	-0.0178	Feb-78
70	Mar-78	NORTHWEST NATURAL GAS CO NWNG	-10.0625	-0.03593	0	0.0069	-0.0428	Mar-78
70	Apr-78	NORTHWEST NATURAL GAS CO NWNG	-11.0625	0.121242	0.22	0.0063	0.1149	Apr-78
70	May-78	NORTHWEST NATURAL GAS CO NWNG	-10.5625	-0.0452	0	0.0075	-0.0527	May-78
70	Jun-78	NORTHWEST NATURAL GAS CO NWNG	-10.3125	-0.02367	0	0.0069	-0.0306	Jun-78
70	Jul-78	NORTHWEST NATURAL GAS CO NWNG	-10.6875	0.059636	0.24	0.0073	0.0523	Jul-78
70	Aug-78	NORTHWEST NATURAL GAS CO NWNG	-11.0625	0.035088	0	0.0070	0.0281	Aug-78
70	Sep-78	NORTHWEST NATURAL GAS CO NWNG	-10.3125	-0.0678	0	0.0065	-0.0743	Sep-78
70	Oct-78	NORTHWEST NATURAL GAS CO NWNG	-9.9375	-0.01309	0.24	0.0073	-0.0204	Oct-78
70	Nov-78	NORTHWEST NATURAL GAS CO NWNG	-10.5625	0.062893	0	0.0071	0.0558	Nov-78
70	Dec-78	NORTHWEST NATURAL GAS CO NWNG	-10.6875	0.011834	0	0.0068	0.0050	Dec-78
70	Jan-79	NORTHWEST NATURAL GAS CO NWNG	-10.4375	-0.00094	0.24	0.0079	-0.0088	Jan-79
70	Feb-79	NORTHWEST NATURAL GAS CO NWNG	-10.5625	0.011976	0	0.0065	0.0055	Feb-79
70	Mar-79	NORTHWEST NATURAL GAS CO NWNG	-10.8125	0.023669	0	0.0074	0.0163	Mar-79
70	Apr-79	NORTHWEST NATURAL GAS CO NWNG	-11.6875	0.104971	0.26	0.0076	0.0974	Apr-79
70	May-79	NORTHWEST NATURAL GAS CO NWNG	-12.1875	0.042781	0	0.0077	0.0351	May-79
70	Jun-79	NORTHWEST NATURAL GAS CO NWNG	-12.4375	0.020513	0	0.0071	0.0134	Jun-79
70	Jul-79	NORTHWEST NATURAL GAS CO NWNG	-13.8125	0.131457	0.26	0.0076	0.1239	Jul-79
70	Aug-79	NORTHWEST NATURAL GAS CO NWNG	-16.5625	0.199095	0	0.0073	0.1918	Aug-79
70	Sep-79	NORTHWEST NATURAL GAS CO NWNG	-15.4375	-0.06793	0	0.0068	-0.0747	Sep-79

70	Oct-79	NORTHWEST NATURAL GAS CO NWNG	-13.6875	-0.09652	0.26	0.0082	-0.1047	Oct-79
70	Nov-79	NORTHWEST NATURAL GAS CO NWNG	-16.0625	0.173516	0	0.0083	0.1652	Nov-79
70	Dec-79	NORTHWEST NATURAL GAS CO NWNG	-15.9375	-0.00778	0	0.0083	-0.0161	Dec-79
70	Jan-80	NORTHWEST NATURAL GAS CO NWNG	-16.0625	0.024157	0.26	0.0083	0.0159	Jan-80
70	Feb-80	NORTHWEST NATURAL GAS CO NWNG	-16.0625	0	0	0.0084	-0.0084	Feb-80
70	Mar-80	NORTHWEST NATURAL GAS CO NWNG	-12.3125	-0.23346	0	0.0099	-0.2434	Mar-80
70	Apr-80	NORTHWEST NATURAL GAS CO NWNG	-13.6875	0.134416	0.28	0.0100	0.1244	Apr-80
70	May-80	NORTHWEST NATURAL GAS CO NWNG	-13.5625	-0.00913	0	0.0087	-0.0178	May-80
70	Jun-80	NORTHWEST NATURAL GAS CO NWNG	0	0	0	0.0086	-0.0086	Jun-80
70	Jul-80	NORTHWEST NATURAL GAS CO NWNG	-13.9375	0.048295	0.28	0.0084	0.0399	Jul-80
70	Aug-80	NORTHWEST NATURAL GAS CO NWNG	-12.75	-0.0852	0	0.0081	-0.0933	Aug-80
70	Sep-80	NORTHWEST NATURAL GAS CO NWNG	-12.75	0	0	0.0097	-0.0097	Sep-80
70	Oct-80	NORTHWEST NATURAL GAS CO NWNG	-12.1875	-0.02216	0.28	0.0097	-0.0319	Oct-80
70	Nov-80	NORTHWEST NATURAL GAS CO NWNG	-14	0.148718	0	0.0091	0.1396	Nov-80
70	Dec-80	NORTHWEST NATURAL GAS CO NWNG	-12.25	-0.125	0	0.0108	-0.1358	Dec-80
70	Jan-81	NORTHWEST NATURAL GAS CO NWNG	-11.6875	-0.02306	0.28	0.0094	-0.0325	Jan-81
70	Feb-81	NORTHWEST NATURAL GAS CO NWNG	-10.875	-0.06952	0	0.0088	-0.0783	Feb-81
70	Mar-81	NORTHWEST NATURAL GAS CO NWNG	-11.375	0.045977	0	0.0111	0.0349	Mar-81
70	Apr-81	NORTHWEST NATURAL GAS CO NWNG	-10.625	-0.0378	0.32	0.0101	-0.0479	Apr-81
70	May-81	NORTHWEST NATURAL GAS CO NWNG	-11	0.035294	0	0.0104	0.0249	May-81
70	Jun-81	NORTHWEST NATURAL GAS CO NWNG	-11.25	0.022727	0	0.0109	0.0118	Jun-81
70	Jul-81	NORTHWEST NATURAL GAS CO NWNG	-11.5	0.050667	0.32	0.0109	0.0398	Jul-81
70	Aug-81	NORTHWEST NATURAL GAS CO NWNG	-11.3125	-0.0163	0	0.0110	-0.0273	Aug-81
70	Sep-81	NORTHWEST NATURAL GAS CO NWNG	-11.375	0.005525	0	0.0114	-0.0059	Sep-81
70	Oct-81	NORTHWEST NATURAL GAS CO NWNG	-11.25	0.017143	0.32	0.0117	0.0054	Oct-81
70	Nov-81	NORTHWEST NATURAL GAS CO NWNG	-12.25	0.088889	0	0.0113	0.0776	Nov-81
70	Dec-81	NORTHWEST NATURAL GAS CO NWNG	-11.5625	-0.05612	0	0.0100	-0.0661	Dec-81
70	Jan-82	NORTHWEST NATURAL GAS CO NWNG	-11.625	0.033081	0.32	0.0108	0.0223	Jan-82
70	Feb-82	NORTHWEST NATURAL GAS CO NWNG	-11.0625	-0.04839	0	0.0103	-0.0587	Feb-82
70	Mar-82	NORTHWEST NATURAL GAS CO NWNG	-11.4375	0.033898	0	0.0124	0.0215	Mar-82
70	Apr-82	NORTHWEST NATURAL GAS CO NWNG	-11.125	0.000656	0.32	0.0112	-0.0105	Apr-82
70	May-82	NORTHWEST NATURAL GAS CO NWNG	-11.5625	0.039326	0	0.0101	0.0292	May-82
70	Jun-82	NORTHWEST NATURAL GAS CO NWNG	-10.8125	-0.06487	0	0.0120	-0.0769	Jun-82
70	Jul-82	NORTHWEST NATURAL GAS CO NWNG	-10.875	0.035376	0.32	0.0114	0.0240	Jul-82
70	Aug-82	NORTHWEST NATURAL GAS CO NWNG	-11.4375	0.051724	0	0.0112	0.0405	Aug-82
70	Sep-82	NORTHWEST NATURAL GAS CO NWNG	-11.0625	-0.03279	0	0.0100	-0.0428	Sep-82

70	Oct-82	NORTHWEST NATURAL GAS CO NWNG	-11.75	0.091073	0.32	0.0091	0.0820	Oct-82
70	Nov-82	NORTHWEST NATURAL GAS CO NWNG	-11.6875	-0.00532	0	0.0094	-0.0147	Nov-82
70	Dec-82	NORTHWEST NATURAL GAS CO NWNG	-11.5625	-0.0107	0	0.0093	-0.0200	Dec-82
70	Jan-83	NORTHWEST NATURAL GAS CO NWNG	-12.125	0.076324	0.32	0.0087	0.0676	Jan-83
70	Feb-83	NORTHWEST NATURAL GAS CO NWNG	11.375	-0.06186	0	0.0081	-0.0700	Feb-83
70	Mar-83	NORTHWEST NATURAL GAS CO NWNG	12.25	0.076923	0	0.0089	0.0680	Mar-83
70	Apr-83	NORTHWEST NATURAL GAS CO NWNG	12.25	0.026122	0.32	0.0085	0.0176	Apr-83
70	May-83	NORTHWEST NATURAL GAS CO NWNG	13.125	0.071429	0	0.0091	0.0623	May-83
70	Jun-83	NORTHWEST NATURAL GAS CO NWNG	12.875	-0.01905	0	0.0090	-0.0280	Jun-83
70	Jul-83	NORTHWEST NATURAL GAS CO NWNG	12.25	-0.02369	0.32	0.0088	-0.0325	Jul-83
70	Aug-83	NORTHWEST NATURAL GAS CO NWNG	12	-0.02041	0	0.0103	-0.0307	Aug-83
70	Sep-83	NORTHWEST NATURAL GAS CO NWNG	12.625	0.052083	0	0.0096	0.0425	Sep-83
70	Oct-83	NORTHWEST NATURAL GAS CO NWNG	13.25	0.076436	0.34	0.0095	0.0669	Oct-83
70	Nov-83	NORTHWEST NATURAL GAS CO NWNG	13.75	0.037736	0	0.0094	0.0283	Nov-83
70	Dec-83	NORTHWEST NATURAL GAS CO NWNG	13.375	-0.02727	0	0.0094	-0.0367	Dec-83
70	Jan-84	NORTHWEST NATURAL GAS CO NWNG	13.875	0.062804	0.34	0.0103	0.0525	Jan-84
70	Feb-84	NORTHWEST NATURAL GAS CO NWNG	13.125	-0.05405	0	0.0092	-0.0633	Feb-84
70	Mar-84	NORTHWEST NATURAL GAS CO NWNG	13.125	0	0	0.0098	-0.0098	Mar-84
70	Apr-84	NORTHWEST NATURAL GAS CO NWNG	13.625	0.064	0.34	0.0104	0.0536	Apr-84
70	May-84	NORTHWEST NATURAL GAS CO NWNG	13.5	-0.00917	0	0.0103	-0.0195	May-84
70	Jun-84	NORTHWEST NATURAL GAS CO NWNG	13	-0.03704	0	0.0106	-0.0476	Jun-84
70	Jul-84	NORTHWEST NATURAL GAS CO NWNG	13.375	0.055	0.34	0.0116	0.0434	Jul-84
70	Aug-84	NORTHWEST NATURAL GAS CO NWNG	13.75	0.028037	0	0.0106	0.0174	Aug-84
70	Sep-84	NORTHWEST NATURAL GAS CO NWNG	14.5	0.054545	0	0.0094	0.0451	Sep-84
70	Oct-84	NORTHWEST NATURAL GAS CO NWNG	15.375	0.085172	0.36	0.0108	0.0744	Oct-84
70	Nov-84	NORTHWEST NATURAL GAS CO NWNG	15.875	0.03252	0	0.0091	0.0234	Nov-84
70	Dec-84	NORTHWEST NATURAL GAS CO NWNG	16.375	0.031496	0	0.0098	0.0217	Dec-84
70	Jan-85	NORTHWEST NATURAL GAS CO NWNG	17.375	0.083053	0.36	0.0096	0.0735	Jan-85
70	Feb-85	NORTHWEST NATURAL GAS CO NWNG	17.5	0.007194	0	0.0082	-0.0010	Feb-85
70	Mar-85	NORTHWEST NATURAL GAS CO NWNG	18.25	0.042857	0	0.0094	0.0335	Mar-85
70	Apr-85	NORTHWEST NATURAL GAS CO NWNG	18	0.006027	0.36	0.0102	-0.0042	Apr-85
70	May-85	NORTHWEST NATURAL GAS CO NWNG	18.875	0.048611	0	0.0097	0.0389	May-85
70	Jun-85	NORTHWEST NATURAL GAS CO NWNG	19.75	0.046358	0	0.0080	0.0384	Jun-85
70	Jul-85	NORTHWEST NATURAL GAS CO NWNG	17.875	-0.07671	0.36	0.0094	-0.0861	Jul-85
70	Aug-85	NORTHWEST NATURAL GAS CO NWNG	17.875	0	0	0.0085	-0.0085	Aug-85
70	Sep-85	NORTHWEST NATURAL GAS CO NWNG	17.625	-0.01399	0	0.0088	-0.0228	Sep-85

70	Oct-85	NORTHWEST NATURAL GAS CO NWNG	18.125	0.049929	0.38	0.0089	0.0410	Oct-85
70	Nov-85	NORTHWEST NATURAL GAS CO NWNG	19.125	0.055172	0	0.0081	0.0471	Nov-85
70	Dec-85	NORTHWEST NATURAL GAS CO NWNG	18.75	-0.01961	0	0.0086	-0.0282	Dec-85
70	Jan-86	NORTHWEST NATURAL GAS CO NWNG	19.875	0.080267	0.38	0.0079	0.0724	Jan-86
70	Feb-86	NORTHWEST NATURAL GAS CO NWNG	19.75	-0.00629	0	0.0073	-0.0136	Feb-86
70	Mar-86	NORTHWEST NATURAL GAS CO NWNG	22.75	0.151899	0	0.0071	0.1448	Mar-86
70	Apr-86	NORTHWEST NATURAL GAS CO NWNG	20.375	-0.08769	0.38	0.0063	-0.0940	Apr-86
70	May-86	NORTHWEST NATURAL GAS CO NWNG	19.5	-0.04295	0	0.0062	-0.0491	May-86
70	Jun-86	NORTHWEST NATURAL GAS CO NWNG	19.875	0.019231	0	0.0070	0.0122	Jun-86
70	Jul-86	NORTHWEST NATURAL GAS CO NWNG	21	0.075723	0.38	0.0066	0.0691	Jul-86
70	Aug-86	NORTHWEST NATURAL GAS CO NWNG	24.625	0.172619	0	0.0063	0.1663	Aug-86
70	Sep-86	NORTHWEST NATURAL GAS CO NWNG	22	-0.1066	0	0.0065	-0.1131	Sep-86
70	Oct-86	NORTHWEST NATURAL GAS CO NWNG	23.375	0.080227	0.39	0.0069	0.0733	Oct-86
70	Nov-86	NORTHWEST NATURAL GAS CO NWNG	24	0.026738	0	0.0059	0.0208	Nov-86
70	Dec-86	NORTHWEST NATURAL GAS CO NWNG	21.625	-0.09896	0	0.0070	-0.1060	Dec-86
70	Jan-87	NORTHWEST NATURAL GAS CO NWNG	24.375	0.145202	0.39	0.0064	0.1388	Jan-87
70	Feb-87	NORTHWEST NATURAL GAS CO NWNG	23.875	-0.02051	0	0.0059	-0.0264	Feb-87
70	Mar-87	NORTHWEST NATURAL GAS CO NWNG	22.75	-0.04712	0	0.0066	-0.0537	Mar-87
70	Apr-87	NORTHWEST NATURAL GAS CO NWNG	21.5	-0.0378	0.39	0.0065	-0.0443	Apr-87
70	May-87	NORTHWEST NATURAL GAS CO NWNG	21.125	-0.01744	0	0.0066	-0.0240	May-87
70	Jun-87	NORTHWEST NATURAL GAS CO NWNG	22.5	0.065089	0	0.0075	0.0576	Jun-87
70	Jul-87	NORTHWEST NATURAL GAS CO NWNG	22.625	0.022889	0.39	0.0073	0.0156	Jul-87
70	Aug-87	NORTHWEST NATURAL GAS CO NWNG	21.125	-0.0663	0	0.0075	-0.0738	Aug-87
70	Sep-87	NORTHWEST NATURAL GAS CO NWNG	19.875	-0.05917	0	0.0075	-0.0667	Sep-87
70	Oct-87	NORTHWEST NATURAL GAS CO NWNG	18.375	-0.05585	0.39	0.0079	-0.0637	Oct-87
70	Nov-87	NORTHWEST NATURAL GAS CO NWNG	18.25	-0.0068	0	0.0075	-0.0143	Nov-87
70	Dec-87	NORTHWEST NATURAL GAS CO NWNG	19.25	0.054795	0	0.0078	0.0470	Dec-87
70	Jan-88	NORTHWEST NATURAL GAS CO NWNG	19.25	0.02026	0.39	0.0072	0.0131	Jan-88
70	Feb-88	NORTHWEST NATURAL GAS CO NWNG	19.375	0.006494	0	0.0071	-0.0006	Feb-88
70	Mar-88	NORTHWEST NATURAL GAS CO NWNG	20.125	0.03871	0	0.0072	0.0315	Mar-88
70	Apr-88	NORTHWEST NATURAL GAS CO NWNG	19.75	0.000745	0.39	0.0070	-0.0063	Apr-88
70	May-88	NORTHWEST NATURAL GAS CO NWNG	20	0.012658	0	0.0078	0.0049	May-88
70	Jun-88	NORTHWEST NATURAL GAS CO NWNG	21.125	0.05625	0	0.0076	0.0487	Jun-88
70	Jul-88	NORTHWEST NATURAL GAS CO NWNG	20.875	0.006627	0.39	0.0071	-0.0005	Jul-88
70	Aug-88	NORTHWEST NATURAL GAS CO NWNG	20.875	0	0	0.0083	-0.0083	Aug-88
70	Sep-88	NORTHWEST NATURAL GAS CO NWNG	20.75	-0.00599	0	0.0076	-0.0136	Sep-88

70	Oct-88	NORTHWEST NATURAL GAS CO NWNG	20.75	0.019277	0.4	0.0076	0.0117	Oct-88
70	Nov-88	NORTHWEST NATURAL GAS CO NWNG	21.375	0.03012	0	0.0070	0.0231	Nov-88
70	Dec-88	NORTHWEST NATURAL GAS CO NWNG	21.125	-0.0117	0	0.0075	-0.0192	Dec-88
70	Jan-89	NORTHWEST NATURAL GAS CO NWNG	21.25	0.024852	0.4	0.0080	0.0169	Jan-89
70	Feb-89	NORTHWEST NATURAL GAS CO NWNG	19.75	-0.07059	0	0.0069	-0.0775	Feb-89
70	Mar-89	NORTHWEST NATURAL GAS CO NWNG	19.75	0	0	0.0079	-0.0079	Mar-89
70	Apr-89	NORTHWEST NATURAL GAS CO NWNG	21.375	0.102532	0.4	0.0070	0.0955	Apr-89
70	May-89	NORTHWEST NATURAL GAS CO NWNG	24	0.122807	0	0.0080	0.1148	May-89
70	Jun-89	NORTHWEST NATURAL GAS CO NWNG	23.5	-0.02083	0	0.0070	-0.0278	Jun-89
70	Jul-89	NORTHWEST NATURAL GAS CO NWNG	23.25	0.006383	0.4	0.0068	-0.0004	Jul-89
70	Aug-89	NORTHWEST NATURAL GAS CO NWNG	25	0.075269	0	0.0066	0.0687	Aug-89
70	Sep-89	NORTHWEST NATURAL GAS CO NWNG	26.125	0.045	0	0.0065	0.0385	Sep-89
70	Oct-89	NORTHWEST NATURAL GAS CO NWNG	25.375	-0.01301	0.41	0.0072	-0.0202	Oct-89
70	Nov-89	NORTHWEST NATURAL GAS CO NWNG	25.875	0.019704	0	0.0064	0.0133	Nov-89
70	Dec-89	NORTHWEST NATURAL GAS CO NWNG	25	-0.03382	0	0.0064	-0.0402	Dec-89
70	Jan-90	NORTHWEST NATURAL GAS CO NWNG	24.75	0.0064	0.41	0.0073	-0.0009	Jan-90
70	Feb-90	NORTHWEST NATURAL GAS CO NWNG	25.125	0.015152	0	0.0066	0.0086	Feb-90
70	Mar-90	NORTHWEST NATURAL GAS CO NWNG	24.625	-0.0199	0	0.0071	-0.0270	Mar-90
70	Apr-90	NORTHWEST NATURAL GAS CO NWNG	24.25	0.001421	0.41	0.0075	-0.0061	Apr-90
70	May-90	NORTHWEST NATURAL GAS CO NWNG	24.375	0.005155	0	0.0075	-0.0023	May-90
70	Jun-90	NORTHWEST NATURAL GAS CO NWNG	26.5	0.087179	0	0.0068	0.0804	Jun-90
70	Jul-90	NORTHWEST NATURAL GAS CO NWNG	23.875	-0.08359	0.41	0.0074	-0.0910	Jul-90
70	Aug-90	NORTHWEST NATURAL GAS CO NWNG	23.125	-0.03141	0	0.0071	-0.0385	Aug-90
70	Sep-90	NORTHWEST NATURAL GAS CO NWNG	24	0.037838	0	0.0069	0.0309	Sep-90
70	Oct-90	NORTHWEST NATURAL GAS CO NWNG	24.625	0.043542	0.42	0.0081	0.0354	Oct-90
70	Nov-90	NORTHWEST NATURAL GAS CO NWNG	26.25	0.06599	0	0.0071	0.0589	Nov-90
70	Dec-90	NORTHWEST NATURAL GAS CO NWNG	25.75	-0.01905	0	0.0072	-0.0262	Dec-90
70	Jan-91	NORTHWEST NATURAL GAS CO NWNG	25.875	0.021165	0.42	0.0071	0.0141	Jan-91
70	Feb-91	NORTHWEST NATURAL GAS CO NWNG	27	0.043478	0	0.0064	0.0371	Feb-91
70	Mar-91	NORTHWEST NATURAL GAS CO NWNG	27.25	0.009259	0	0.0064	0.0029	Mar-91
70	Apr-91	NORTHWEST NATURAL GAS CO NWNG	28.125	0.047523	0.42	0.0076	0.0399	Apr-91
70	May-91	NORTHWEST NATURAL GAS CO NWNG	28.5	0.013333	0	0.0068	0.0065	May-91
70	Jun-91	NORTHWEST NATURAL GAS CO NWNG	26.25	-0.07895	0	0.0063	-0.0852	Jun-91
70	Jul-91	NORTHWEST NATURAL GAS CO NWNG	28.25	0.09219	0.42	0.0076	0.0846	Jul-91
70	Aug-91	NORTHWEST NATURAL GAS CO NWNG	29	0.026549	0	0.0068	0.0197	Aug-91
70	Sep-91	NORTHWEST NATURAL GAS CO NWNG	29.75	0.025862	0	0.0068	0.0191	Sep-91

70	Oct-91	NORTHWEST NATURAL GAS CO NWNG	32	0.090084	0.43	0.0065	0.0836	Oct-91
70	Nov-91	NORTHWEST NATURAL GAS CO NWNG	30.375	-0.05078	0	0.0060	-0.0568	Nov-91
70	Dec-91	NORTHWEST NATURAL GAS CO NWNG	28.75	-0.0535	0	0.0068	-0.0603	Dec-91
70	Jan-92	NORTHWEST NATURAL GAS CO NWNG	30.5	0.075826	0.43	0.0061	0.0697	Jan-92
70	Feb-92	NORTHWEST NATURAL GAS CO NWNG	30.5	0	0	0.0059	-0.0059	Feb-92
70	Mar-92	NORTHWEST NATURAL GAS CO NWNG	29.5	-0.03279	0	0.0067	-0.0395	Mar-92
70	Apr-92	NORTHWEST NATURAL GAS CO NWNG	27	-0.07017	0.43	0.0065	-0.0767	Apr-92
70	May-92	NORTHWEST NATURAL GAS CO NWNG	29.75	0.101852	0	0.0061	0.0958	May-92
70	Jun-92	NORTHWEST NATURAL GAS CO NWNG	30.25	0.016807	0	0.0067	0.0101	Jun-92
70	Jul-92	NORTHWEST NATURAL GAS CO NWNG	31.25	0.047273	0.43	0.0063	0.0410	Jul-92
70	Aug-92	NORTHWEST NATURAL GAS CO NWNG	31.75	0.016	0	0.0060	0.0100	Aug-92
70	Sep-92	NORTHWEST NATURAL GAS CO NWNG	32.25	0.015748	0	0.0058	0.0099	Sep-92
70	Oct-92	NORTHWEST NATURAL GAS CO NWNG	30	-0.05643	0.43	0.0057	-0.0621	Oct-92
70	Nov-92	NORTHWEST NATURAL GAS CO NWNG	28.75	-0.04167	0	0.0061	-0.0478	Nov-92
70	Dec-92	NORTHWEST NATURAL GAS CO NWNG	28.5	-0.0087	0	0.0063	-0.0150	Dec-92
70	Jan-93	NORTHWEST NATURAL GAS CO NWNG	29.75	0.058947	0.43	0.0059	0.0530	Jan-93
70	Feb-93	NORTHWEST NATURAL GAS CO NWNG	32	0.07563	0	0.0055	0.0701	Feb-93
70	Mar-93	NORTHWEST NATURAL GAS CO NWNG	30.875	-0.03516	0	0.0063	-0.0415	Mar-93
70	Apr-93	NORTHWEST NATURAL GAS CO NWNG	31.375	0.030445	0.44	0.0057	0.0247	Apr-93
70	May-93	NORTHWEST NATURAL GAS CO NWNG	34	0.083665	0	0.0052	0.0785	May-93
70	Jun-93	NORTHWEST NATURAL GAS CO NWNG	34	0	0	0.0062	-0.0062	Jun-93
70	Jul-93	NORTHWEST NATURAL GAS CO NWNG	36.25	0.079118	0.44	0.0054	0.0737	Jul-93
70	Aug-93	NORTHWEST NATURAL GAS CO NWNG	36.25	0	0	0.0056	-0.0056	Aug-93
70	Sep-93	NORTHWEST NATURAL GAS CO NWNG	37.125	0.024138	0	0.0050	0.0191	Sep-93
70	Oct-93	NORTHWEST NATURAL GAS CO NWNG	36.25	-0.01172	0.44	0.0049	-0.0166	Oct-93
70	Nov-93	NORTHWEST NATURAL GAS CO NWNG	35	-0.03448	0	0.0053	-0.0398	Nov-93
70	Dec-93	NORTHWEST NATURAL GAS CO NWNG	34.25	-0.02143	0	0.0055	-0.0269	Dec-93
70	Jan-94	NORTHWEST NATURAL GAS CO NWNG	36	0.063942	0.44	0.0055	0.0584	Jan-94
70	Feb-94	NORTHWEST NATURAL GAS CO NWNG	35.75	-0.00694	0	0.0049	-0.0118	Feb-94
70	Mar-94	NORTHWEST NATURAL GAS CO NWNG	33.75	-0.05594	0	0.0058	-0.0617	Mar-94
70	Apr-94	NORTHWEST NATURAL GAS CO NWNG	33.75	0.013037	0.44	0.0057	0.0073	Apr-94
70	May-94	NORTHWEST NATURAL GAS CO NWNG	31	-0.08148	0	0.0063	-0.0878	May-94
70	Jun-94	NORTHWEST NATURAL GAS CO NWNG	30	-0.03226	0	0.0061	-0.0384	Jun-94
70	Jul-94	NORTHWEST NATURAL GAS CO NWNG	29.75	0.006333	0.44	0.0060	0.0003	Jul-94
70	Aug-94	NORTHWEST NATURAL GAS CO NWNG	30.5	0.02521	0	0.0066	0.0186	Aug-94
70	Sep-94	NORTHWEST NATURAL GAS CO NWNG	32	0.04918	0	0.0061	0.0431	Sep-94

70	Oct-94	NORTHWEST NATURAL GAS CO NWNG	30	-0.04875	0.44	0.0066	-0.0554	Oct-94
70	Nov-94	NORTHWEST NATURAL GAS CO NWNG	28.75	-0.04167	0	0.0064	-0.0481	Nov-94
70	Dec-94	NORTHWEST NATURAL GAS CO NWNG	29.5	0.026087	0	0.0066	0.0195	Dec-94
70	Jan-95	NORTHWEST NATURAL GAS CO NWNG	30.375	0.044576	0.44	0.0070	0.0376	Jan-95
70	Feb-95	NORTHWEST NATURAL GAS CO NWNG	30.25	-0.00412	0	0.0059	-0.0100	Feb-95
70	Mar-95	NORTHWEST NATURAL GAS CO NWNG	31.25	0.033058	0	0.0064	0.0267	Mar-95
70	Apr-95	NORTHWEST NATURAL GAS CO NWNG	30.9375	0.00408	0.44	0.0058	-0.0017	Apr-95
70	May-95	NORTHWEST NATURAL GAS CO NWNG	29.625	-0.04242	0	0.0065	-0.0489	May-95
70	Jun-95	NORTHWEST NATURAL GAS CO NWNG	31.25	0.054852	0	0.0054	0.0495	Jun-95
70	Jul-95	NORTHWEST NATURAL GAS CO NWNG	31.5	0.02208	0.44	0.0056	0.0165	Jul-95
70	Aug-95	NORTHWEST NATURAL GAS CO NWNG	31	-0.01587	0	0.0057	-0.0216	Aug-95
70	Sep-95	NORTHWEST NATURAL GAS CO NWNG	31	0	0	0.0052	-0.0052	Sep-95
70	Oct-95	NORTHWEST NATURAL GAS CO NWNG	32	0.046774	0.45	0.0057	0.0411	Oct-95
70	Nov-95	NORTHWEST NATURAL GAS CO NWNG	33.5	0.046875	0	0.0051	0.0418	Nov-95
70	Dec-95	NORTHWEST NATURAL GAS CO NWNG	33	-0.01493	0	0.0049	-0.0198	Dec-95
70	Jan-96	NORTHWEST NATURAL GAS CO NWNG	33.25	0.021212	0.45	0.0054	0.0158	Jan-96
70	Feb-96	NORTHWEST NATURAL GAS CO NWNG	33	-0.00752	0	0.0048	-0.0123	Feb-96
70	Mar-96	NORTHWEST NATURAL GAS CO NWNG	31.75	-0.03788	0	0.0052	-0.0431	Mar-96
70	Apr-96	NORTHWEST NATURAL GAS CO NWNG	32.5	0.037795	0.45	0.0059	0.0319	Apr-96
70	May-96	NORTHWEST NATURAL GAS CO NWNG	34.25	0.053846	0	0.0058	0.0480	May-96
70	Jun-96	NORTHWEST NATURAL GAS CO NWNG	35	0.021898	0	0.0054	0.0165	Jun-96
70	Jul-96	NORTHWEST NATURAL GAS CO NWNG	34.625	0.002143	0.45	0.0062	-0.0041	Jul-96
70	Aug-96	NORTHWEST NATURAL GAS CO NWNG	35.5	0.025271	0	0.0057	0.0196	Aug-96
70	Sep-96	NORTHWEST NATURAL GAS CO NWNG	23	-0.02817	0	0.0060	-0.0342	Sep-96
70	Oct-96	NORTHWEST NATURAL GAS CO NWNG	25.375	0.116304	0.3	0.0058	0.1105	Oct-96
70	Nov-96	NORTHWEST NATURAL GAS CO NWNG	25	-0.01478	0	0.0052	-0.0200	Nov-96
70	Dec-96	NORTHWEST NATURAL GAS CO NWNG	24	-0.04	0	0.0056	-0.0456	Dec-96
70	Jan-97	NORTHWEST NATURAL GAS CO NWNG	25	0.054167	0.3	0.0056	0.0486	Jan-97
70	Feb-97	NORTHWEST NATURAL GAS CO NWNG	24.25	-0.03	0	0.0051	-0.0351	Feb-97
70	Mar-97	NORTHWEST NATURAL GAS CO NWNG	24.5	0.010309	0	0.0059	0.0044	Mar-97
70	Apr-97	NORTHWEST NATURAL GAS CO NWNG	24.25	0.002041	0.3	0.0059	-0.0039	Apr-97
70	May-97	NORTHWEST NATURAL GAS CO NWNG	24.375	0.005155	0	0.0058	-0.0006	May-97
70	Jun-97	NORTHWEST NATURAL GAS CO NWNG	26.1875	0.074359	0	0.0059	0.0685	Jun-97
70	Jul-97	NORTHWEST NATURAL GAS CO NWNG	26	0.004296	0.3	0.0058	-0.0015	Jul-97
70	Aug-97	NORTHWEST NATURAL GAS CO NWNG	25	-0.03846	0	0.0049	-0.0434	Aug-97
70	Sep-97	NORTHWEST NATURAL GAS CO NWNG	25.75	0.03	0	0.0058	0.0242	Sep-97

70	Oct-97	NORTHWEST NATURAL GAS CO NWNG	24.625	-0.03185	0.305	0.0054	-0.0372	Oct-97
70	Nov-97	NORTHWEST NATURAL GAS CO NWNG	28	0.137056	0	0.0047	0.1324	Nov-97
70	Dec-97	NORTHWEST NATURAL GAS CO NWNG	31	0.107143	0	0.0054	0.1017	Dec-97
70	Jan-98	NORTHWEST NATURAL GAS CO NWNG	26.625	-0.13129	0.305	0.0048	-0.1361	Jan-98
70	Feb-98	NORTHWEST NATURAL GAS CO NWNG	28.1875	0.058685	0	0.0044	0.0543	Feb-98
70	Mar-98	NORTHWEST NATURAL GAS CO NWNG	28.125	-0.00222	0	0.0052	-0.0074	Mar-98
70	Apr-98	NORTHWEST NATURAL GAS CO NWNG	27	-0.02916	0.305	0.0049	-0.0341	Apr-98
70	May-98	NORTHWEST NATURAL GAS CO NWNG	27.5	0.018519	0	0.0048	0.0137	May-98
70	Jun-98	NORTHWEST NATURAL GAS CO NWNG	27.9688	0.017045	0	0.0052	0.0118	Jun-98
70	Jul-98	NORTHWEST NATURAL GAS CO NWNG	26.25	-0.05055	0.305	0.0049	-0.0554	Jul-98
70	Aug-98	NORTHWEST NATURAL GAS CO NWNG	24.375	-0.07143	0	0.0048	-0.0762	Aug-98
70	Sep-98	NORTHWEST NATURAL GAS CO NWNG	27.6563	0.134615	0	0.0044	0.1302	Sep-98
70	Oct-98	NORTHWEST NATURAL GAS CO NWNG	27.875	0.018938	0.305	0.0042	0.0147	Oct-98
70	Nov-98	NORTHWEST NATURAL GAS CO NWNG	28.375	0.017937	0	0.0045	0.0134	Nov-98
70	Dec-98	NORTHWEST NATURAL GAS CO NWNG	25.875	-0.08811	0	0.0045	-0.0926	Dec-98
70	Jan-99	NORTHWEST NATURAL GAS CO NWNG	23.5	-0.08	0.305	0.0042	-0.0842	Jan-99
70	Feb-99	NORTHWEST NATURAL GAS CO NWNG	24.4688	0.041223	0	0.0040	0.0372	Feb-99
70	Mar-99	NORTHWEST NATURAL GAS CO NWNG	21.875	-0.106	0	0.0053	-0.1113	Mar-99
70	Apr-99	NORTHWEST NATURAL GAS CO NWNG	22.5625	0.045371	0.305	0.0048	0.0406	Apr-99
70	May-99	NORTHWEST NATURAL GAS CO NWNG	24	0.063712	0	0.0045	0.0592	May-99
70	Jun-99	NORTHWEST NATURAL GAS CO NWNG	24.125	0.005208	0	0.0055	-0.0003	Jun-99
70	Jul-99	NORTHWEST NATURAL GAS CO NWNG	26.375	0.105907	0.305	0.0051	0.1008	Jul-99
70	Aug-99	NORTHWEST NATURAL GAS CO NWNG	25	-0.05213	0	0.0054	-0.0575	Aug-99
70	Sep-99	NORTHWEST NATURAL GAS CO NWNG	25.8125	0.0325	0	0.0052	0.0273	Sep-99
70	Oct-99	NORTHWEST NATURAL GAS CO NWNG	25.875	0.014237	0.305	0.0050	0.0092	Oct-99
70	Nov-99	NORTHWEST NATURAL GAS CO NWNG	25.125	-0.02879	0.005	0.0056	-0.0344	Nov-99
70	Dec-99	NORTHWEST NATURAL GAS CO NWNG	21.9375	-0.12687	0	0.0055	-0.1324	Dec-99
70	Jan-00	NORTHWEST NATURAL GAS CO NWNG	20.5	-0.0514	0.31	0.0057	-0.0571	Jan-00
70	Feb-00	NORTHWEST NATURAL GAS CO NWNG	19.5	-0.04878	0	0.0051	-0.0539	Feb-00
70	Mar-00	NORTHWEST NATURAL GAS CO NWNG	19.5	0	0	0.0054	-0.0054	Mar-00
70	Apr-00	NORTHWEST NATURAL GAS CO NWNG	22	0.144103	0.31	0.0047	0.1394	Apr-00
70	May-00	NORTHWEST NATURAL GAS CO NWNG	21.75	-0.01136	0	0.0056	-0.0170	May-00
70	Jun-00	NORTHWEST NATURAL GAS CO NWNG	22.375	0.028736	0	0.0052	0.0235	Jun-00
70	Jul-00	NORTHWEST NATURAL GAS CO NWN	23.125	0.047374	0.31	0.0052	0.0422	Jul-00
70	Aug-00	NORTHWEST NATURAL GAS CO NWN	23	-0.00541	0	0.0050	-0.0104	Aug-00
70	Sep-00	NORTHWEST NATURAL GAS CO NWN	22.75	-0.01087	0	0.0046	-0.0155	Sep-00

70	Oct-00	NORTHWEST NATURAL GAS CO NWN	23.4375	0.043846	0.31	0.0053	0.0385	Oct-00
70	Nov-00	NORTHWEST NATURAL GAS CO NWN	24	0.024	0	0.0048	0.0192	Nov-00
70	Dec-00	NORTHWEST NATURAL GAS CO NWN	26.5	0.104167	0	0.0045	0.0997	Dec-00
70	Jan-01	NORTHWEST NATURAL GAS CO NWN	24.01	-0.08226	0.31	0.0049	-0.0872	Jan-01
70	Feb-01	NORTHWEST NATURAL GAS CO NWN	24.45	0.018326	0	0.0042	0.0141	Feb-01
70	Mar-01	NORTHWEST NATURAL GAS CO NWN	24	-0.01841	0	0.0045	-0.0229	Mar-01
70	Apr-01	NORTHWEST NATURAL GAS CO NWN	22.2	-0.06208	0.31	0.0047	-0.0668	Apr-01
70	May-01	NORTHWEST NATURAL GAS CO NWN	23.9	0.076577	0	0.0050	0.0716	May-01
70	Jun-01	NORTHWEST NATURAL GAS CO NWN	24.9	0.041841	0	0.0047	0.0371	Jun-01
70	Jul-01	NORTHWEST NATURAL GAS CO NWN	24.08	-0.02048	0.31	0.0052	-0.0257	Jul-01
70	Aug-01	NORTHWEST NATURAL GAS CO NWN	25	0.038206	0	0.0046	0.0336	Aug-01
70	Sep-01	NORTHWEST NATURAL GAS CO NWN	23.39	-0.0644	0	0.0041	-0.0685	Sep-01
70	Oct-01	NORTHWEST NATURAL GAS CO NWN	23.9	0.035271	0.315	0.0048	0.0305	Oct-01
70	Nov-01	NORTHWEST NATURAL GAS CO NWN	24.45	0.023013	0	0.0041	0.0189	Nov-01
70	Dec-01	NORTHWEST NATURAL GAS CO NWN	25.5	0.042945	0	0.0046	0.0383	Dec-01
70	Jan-02	NORTHWEST NATURAL GAS CO NWN	26.15	0.037843	0.315	0.0048	0.0330	Jan-02
70	Feb-02	NORTHWEST NATURAL GAS CO NWN	26.34	0.007266	0	0.0043	0.0030	Feb-02
70	Mar-02	NORTHWEST NATURAL GAS CO NWN	28.01	0.063402	0	0.0043	0.0591	Mar-02
70	Apr-02	NORTHWEST NATURAL GAS CO NWN	28.4	0.02517	0.315	0.0054	0.0198	Apr-02
70	May-02	NORTHWEST NATURAL GAS CO NWN	29.25	0.02993	0	0.0049	0.0250	May-02
70	Jun-02	NORTHWEST NATURAL GAS CO NWN	28.75	-0.01709	0	0.0044	-0.0215	Jun-02
70	Jul-02	NORTHWEST NATURAL GAS CO NWN	28.1	-0.01165	0.315	0.0051	-0.0168	Jul-02
70	Aug-02	NORTHWEST NATURAL GAS CO NWN	28.05	-0.00178	0	0.0044	-0.0062	Aug-02
70	Sep-02	NORTHWEST NATURAL GAS CO NWN	29.36	0.046702	0	0.0042	0.0425	Sep-02
70	Oct-02	NORTHWEST NATURAL GAS CO NWN	29.98	0.031846	0.315	0.0040	0.0278	Oct-02
70	Nov-02	NORTHWEST NATURAL GAS CO NWN	25.6	-0.1461	0	0.0040	-0.1501	Nov-02
70	Dec-02	NORTHWEST NATURAL GAS CO NWN	27.06	0.057031	0	0.0045	0.0525	Dec-02
70	Jan-03	NORTHWEST NATURAL GAS CO NWN	26.02	-0.02679	0.315	0.0041	-0.0309	Jan-03
70	Feb-03	NORTHWEST NATURAL GAS CO NWN	24.5	-0.05842	0	0.0038	-0.0622	Feb-03
70	Mar-03	NORTHWEST NATURAL GAS CO NWN	25.1	0.02449	0	0.0040	0.0205	Mar-03
70	Apr-03	NORTHWEST NATURAL GAS CO NWN	25.83	0.041633	0.315	0.0040	0.0376	Apr-03
70	May-03	NORTHWEST NATURAL GAS CO NWN	27.85	0.078204	0	0.0039	0.0743	May-03
70	Jun-03	NORTHWEST NATURAL GAS CO NWN	27.25	-0.02154	0	0.0036	-0.0251	Jun-03
70	Jul-03	NORTHWEST NATURAL GAS CO NWN	28.47	0.05633	0.315	0.0038	0.0525	Jul-03
70	Aug-03	NORTHWEST NATURAL GAS CO NWN	28.49	0.000703	0	0.0042	-0.0035	Aug-03
70	Sep-03	NORTHWEST NATURAL GAS CO NWN	29	0.017901	0	0.0046	0.0133	Sep-03

70	Oct-03	NORTHWEST NATURAL GAS CO NWN	29	0.011207	0.325	0.0041	0.0071	Oct-03
70	Nov-03	NORTHWEST NATURAL GAS CO NWN	30.5	0.051724	0	0.0039	0.0478	Nov-03
70	Dec-03	NORTHWEST NATURAL GAS CO NWN	30.75	0.008197	0	0.0047	0.0035	Dec-03
70	Jan-04	NORTHWEST NATURAL GAS CO NWN	30.8	0.012195	0.325	0.0042	0.0080	Jan-04
70	Feb-04	NORTHWEST NATURAL GAS CO NWN	31.97	0.037987	0	0.0038	0.0342	Feb-04
70	Mar-04	NORTHWEST NATURAL GAS CO NWN	31.25	-0.02252	0	0.0043	-0.0268	Mar-04
70	Apr-04	NORTHWEST NATURAL GAS CO NWN	29.4	-0.0488	0.325	0.0039	-0.0527	Apr-04
70	May-04	NORTHWEST NATURAL GAS CO NWN	29.11	-0.00986	0	0.0040	-0.0139	May-04
70	Jun-04	NORTHWEST NATURAL GAS CO NWN	30.5	0.04775	0	0.0048	0.0430	Jun-04
70	Jul-04	NORTHWEST NATURAL GAS CO NWN	29.38	-0.02607	0.325	0.0043	-0.0304	Jul-04
70	Aug-04	NORTHWEST NATURAL GAS CO NWN	30.83	0.049353	0	0.0045	0.0449	Aug-04
70	Sep-04	NORTHWEST NATURAL GAS CO NWN	31.73	0.029192	0	0.0040	0.0252	Sep-04
70	Oct-04	NORTHWEST NATURAL GAS CO NWN	31.7	0.009297	0.325	0.0038	0.0055	Oct-04
70	Nov-04	NORTHWEST NATURAL GAS CO NWN	33.86	0.068139	0	0.0041	0.0640	Nov-04
70	Dec-04	NORTHWEST NATURAL GAS CO NWN	33.74	-0.00354	0	0.0043	-0.0078	Dec-04
70	Jan-05	NORTHWEST NATURAL GAS CO NWN	33.95	0.015857	0.325	0.0041	0.0118	Jan-05
70	Feb-05	NORTHWEST NATURAL GAS CO NWN	36.43	0.073049	0	0.0035	0.0695	Feb-05
70	Mar-05	NORTHWEST NATURAL GAS CO NWN	36.17	-0.00714	0	0.0041	-0.0112	Mar-05
70	Apr-05	NORTHWEST NATURAL GAS CO NWN	35.5	-0.00954	0.325	0.0039	-0.0134	Apr-05
70	May-05	NORTHWEST NATURAL GAS CO NWN	36.2	0.019718	0	0.0040	0.0157	May-05
70	Jun-05	NORTHWEST NATURAL GAS CO NWN	38.24	0.056354	0	0.0036	0.0528	Jun-05
70	Jul-05	NORTHWEST NATURAL GAS CO NWN	38.59	0.017652	0.325	0.0034	0.0143	Jul-05
70	Aug-05	NORTHWEST NATURAL GAS CO NWN	36.78	-0.0469	0	0.0040	-0.0509	Aug-05
70	Sep-05	NORTHWEST NATURAL GAS CO NWN	37.22	0.011963	0	0.0035	0.0085	Sep-05
70	Oct-05	NORTHWEST NATURAL GAS CO NWN	34.6	-0.06112	0.345	0.0039	-0.0650	Oct-05
70	Nov-05	NORTHWEST NATURAL GAS CO NWN	34.36	-0.00694	0	0.0039	-0.0108	Nov-05
70	Dec-05	NORTHWEST NATURAL GAS CO NWN	34.18	-0.00524	0	0.0039	-0.0091	Dec-05
70	Jan-06	NORTHWEST NATURAL GAS CO NWN	35.59	0.051346	0.345	0.0040	0.0473	Jan-06
70	Feb-06	NORTHWEST NATURAL GAS CO NWN	34.24	-0.03793	0	0.0036	-0.0415	Feb-06
70	Mar-06	NORTHWEST NATURAL GAS CO NWN	35.49	0.036507	0	0.0039	0.0326	Mar-06
70	Apr-06	NORTHWEST NATURAL GAS CO NWN	34.54	-0.01705	0.345	0.0039	-0.0209	Apr-06
70	May-06	NORTHWEST NATURAL GAS CO NWN	34.88	0.009844	0	0.0048	0.0050	May-06
70	Jun-06	NORTHWEST NATURAL GAS CO NWN	37.03	0.06164	0	0.0044	0.0572	Jun-06
70	Jul-06	NORTHWEST NATURAL GAS CO NWN	37.97	0.034702	0.345	0.0045	0.0302	Jul-06
70	Aug-06	NORTHWEST NATURAL GAS CO NWN	38.25	0.007374	0	0.0043	0.0031	Aug-06
70	Sep-06	NORTHWEST NATURAL GAS CO NWN	39.28	0.026928	0	0.0039	0.0230	Sep-06

70	Oct-06	NORTHWEST NATURAL GAS CO NWN	41.37	0.062245	0.355	0.0042	0.0580	Oct-06
70	Nov-06	NORTHWEST NATURAL GAS CO NWN	41.24	-0.00314	0	0.0039	-0.0070	Nov-06
70	Dec-06	NORTHWEST NATURAL GAS CO NWN	42.44	0.029098	0	0.0036	0.0255	Dec-06
70	Jan-07	NORTHWEST NATURAL GAS CO NWN	40.69	-0.03287	0.355	0.0043	-0.0372	Jan-07
70	Feb-07	NORTHWEST NATURAL GAS CO NWN	44.27	0.087982	0	0.0038	0.0842	Feb-07
70	Mar-07	NORTHWEST NATURAL GAS CO NWN	45.67	0.031624	0	0.0039	0.0277	Mar-07
70	Apr-07	NORTHWEST NATURAL GAS CO NWN	50.81	0.12032	0.355	0.0042	0.1161	Apr-07
70	May-07	NORTHWEST NATURAL GAS CO NWN	49.83	-0.01929	0	0.0041	-0.0234	May-07
70	Jun-07	NORTHWEST NATURAL GAS CO NWN	46.19	-0.07305	0	0.0040	-0.0770	Jun-07
70	Jul-07	NORTHWEST NATURAL GAS CO NWN	41.67	-0.09017	0.355	0.0046	-0.0948	Jul-07
70	Aug-07	NORTHWEST NATURAL GAS CO NWN	46.46	0.114951	0	0.0042	0.1108	Aug-07
70	Sep-07	NORTHWEST NATURAL GAS CO NWN	45.7	-0.01636	0	0.0037	-0.0201	Sep-07
70	Oct-07	NORTHWEST NATURAL GAS CO NWN	48.17	0.062254	0.375	0.0043	0.0580	Oct-07
70	Nov-07	NORTHWEST NATURAL GAS CO NWN	47.97	-0.00415	0	0.0039	-0.0081	Nov-07
70	Dec-07	NORTHWEST NATURAL GAS CO NWN	48.66	0.014384	0	0.0037	0.0107	Dec-07
70	Jan-08	NORTHWEST NATURAL GAS CO NWN	47.34	-0.01942	0.375	0.0040	-0.0234	Jan-08
70	Feb-08	NORTHWEST NATURAL GAS CO NWN	42.04	-0.11196	0	0.0034	-0.1154	Feb-08
70	Mar-08	NORTHWEST NATURAL GAS CO NWN	43.44	0.033302	0	0.0037	0.0296	Mar-08
70	Apr-08	NORTHWEST NATURAL GAS CO NWN	44.87	0.041552	0.375	0.0035	0.0381	Apr-08
70	May-08	NORTHWEST NATURAL GAS CO NWN	45.59	0.016046	0	0.0037	0.0123	May-08
70	Jun-08	NORTHWEST NATURAL GAS CO NWN	46.26	0.014696	0	0.0040	0.0107	Jun-08
70	Jul-08	NORTHWEST NATURAL GAS CO NWN	45.25	-0.01373	0.375	0.0039	-0.0176	Jul-08
70	Aug-08	NORTHWEST NATURAL GAS CO NWN	48.73	0.076906	0	0.0036	0.0733	Aug-08
70	Sep-08	NORTHWEST NATURAL GAS CO NWN	52	0.067104	0	0.0039	0.0632	Sep-08
70	Oct-08	NORTHWEST NATURAL GAS CO NWN	50.88	-0.01394	0.395	0.0037	-0.0176	Oct-08
70	Nov-08	NORTHWEST NATURAL GAS CO NWN	49.95	-0.01828	0	0.0036	-0.0219	Nov-08
70	Dec-08	NORTHWEST NATURAL GAS CO NWN	44.23	-0.11452	0	0.0033	-0.1178	Dec-08
70	Jan-09	NORTHWEST NATURAL GAS CO NWN	42.94	-0.02024	0.395	0.0024	-0.0226	Jan-09
70	Feb-09	NORTHWEST NATURAL GAS CO NWN	40.95	-0.04634	0	0.0030	-0.0493	Feb-09
70	Mar-09	NORTHWEST NATURAL GAS CO NWN	43.42	0.060317	0	0.0035	0.0568	Mar-09
70	Apr-09	NORTHWEST NATURAL GAS CO NWN	40.9	-0.04894	0.395	0.0029	-0.0518	Apr-09
70	May-09	NORTHWEST NATURAL GAS CO NWN	42.44	0.037653	0	0.0033	0.0344	May-09
70	Jun-09	NORTHWEST NATURAL GAS CO NWN	44.32	0.044298	0	0.0038	0.0405	Jun-09
70	Jul-09	NORTHWEST NATURAL GAS CO NWN	44.64	0.016133	0.395	0.0036	0.0125	Jul-09
70	Aug-09	NORTHWEST NATURAL GAS CO NWN	42.1	-0.0569	0	0.0036	-0.0605	Aug-09
70	Sep-09	NORTHWEST NATURAL GAS CO NWN	41.66	-0.01045	0	0.0034	-0.0139	Sep-09

70	Oct-09	NORTHWEST NATURAL GAS CO NWN	41.81	0.013562	0.415	0.0033	0.0103	Oct-09
70	Nov-09	NORTHWEST NATURAL GAS CO NWN	42.88	0.025592	0	0.0035	0.0221	Nov-09
70	Dec-09	NORTHWEST NATURAL GAS CO NWN	45.04	0.050373	0	0.0034	0.0470	Dec-09
70	Jan-10	NORTHWEST NATURAL GAS CO NWN	43.37	-0.02786	0.415	0.0036	-0.0315	Jan-10
70	Feb-10	NORTHWEST NATURAL GAS CO NWN	43.99	0.014296	0	0.0033	0.0110	Feb-10
70	Mar-10	NORTHWEST NATURAL GAS CO NWN	46.6	0.059332	0	0.0040	0.0553	Mar-10
70	Apr-10	NORTHWEST NATURAL GAS CO NWN	47.39	0.025858	0.415	0.0038	0.0221	Apr-10
70	May-10	NORTHWEST NATURAL GAS CO NWN	43.97	-0.07217	0	0.0034	-0.0756	May-10
70	Jun-10	NORTHWEST NATURAL GAS CO NWN	43.57	-0.0091	0	0.0037	-0.0128	Jun-10
70	Jul-10	NORTHWEST NATURAL GAS CO NWN	47.41	0.097659	0.415	0.0031	0.0946	Jul-10
70	Aug-10	NORTHWEST NATURAL GAS CO NWN	45.44	-0.04155	0	0.0032	-0.0448	Aug-10
70	Sep-10	NORTHWEST NATURAL GAS CO NWN	47.45	0.044234	0	0.0026	0.0416	Sep-10
70	Oct-10	NORTHWEST NATURAL GAS CO NWN	49.29	0.047945	0.435	0.0027	0.0452	Oct-10
70	Nov-10	NORTHWEST NATURAL GAS CO NWN	48.82	-0.00954	0	0.0032	-0.0127	Nov-10
70	Dec-10	NORTHWEST NATURAL GAS CO NWN	46.47	-0.04814	0	0.0032	-0.0513	Dec-10
70	Jan-11	NORTHWEST NATURAL GAS CO NWN	44.56	-0.03174	0.435	0.003567	-0.0353	Jan-11
70	Feb-11	NORTHWEST NATURAL GAS CO NWN	47	0.054758	0	0.003683	0.0511	Feb-11
70	Mar-11	NORTHWEST NATURAL GAS CO NWN	46.13	-0.01851	0	0.003558	-0.0221	Mar-11
70	Apr-11	NORTHWEST NATURAL GAS CO NWN	46.24	0.011814	0.435	0.003567	0.0082	Apr-11
70	May-11	NORTHWEST NATURAL GAS CO NWN	45.17	-0.02314	0	0.003342	-0.0265	May-11
70	Jun-11	NORTHWEST NATURAL GAS CO NWN	45.13	-0.00089	0	0.003258	-0.0041	Jun-11
70	Jul-11	NORTHWEST NATURAL GAS CO NWN	44.61	-0.00188	0.435	0.003292	-0.0052	Jul-11
70	Aug-11	NORTHWEST NATURAL GAS CO NWN	45.22	0.013674	0	0.003042	0.0106	Aug-11
70	Sep-11	NORTHWEST NATURAL GAS CO NWN	44.1	-0.02477	0	0.002358	-0.0271	Sep-11
70	Oct-11	NORTHWEST NATURAL GAS CO NWN	46.72	0.069501	0.445	0.002392	0.0671	Oct-11
70	Nov-11	NORTHWEST NATURAL GAS CO NWN	47.06	0.007277	0	0.002267	0.0050	Nov-11
70	Dec-11	NORTHWEST NATURAL GAS CO NWN	47.93	0.018487	0	0.002483	0.0160	Dec-11
70	Jan-12	NORTHWEST NATURAL GAS CO NWN	47.55	0.001356	0.445	0.0021	-0.0007	Jan-12
70	Feb-12	NORTHWEST NATURAL GAS CO NWN	45.77	-0.03743	0	0.002	-0.0394	Feb-12
70	Mar-12	NORTHWEST NATURAL GAS CO NWN	45.4	-0.00808	0	0.0022	-0.0103	Mar-12
70	Apr-12	NORTHWEST NATURAL GAS CO NWN	45.7	0.01641	0.445	0.0025	0.0139	Apr-12
70	May-12	NORTHWEST NATURAL GAS CO NWN	46.35	0.014223	0	0.0023	0.0119	May-12
70	Jun-12	NORTHWEST NATURAL GAS CO NWN	47.6	0.026969	0	0.0018	0.0252	Jun-12
	Jul-12	NORTHWEST NATURAL GAS CO NWN	48.69	0.032248	0.445	0.002	0.0302	Jul-12
	Aug-12	NORTHWEST NATURAL GAS CO NWN	49.17	0.009858	0	0.0018	0.0081	Aug-12
	Sep-12	NORTHWEST NATURAL GAS CO NWN	49.24	0.001424	0	0.0017	-0.0003	Sep-12

Oct-12	NORTHWEST NATURAL GAS CO NWN	46.53	-0.0458	0.455	0.0021	-0.0479	Oct-12
Nov-12	NORTHWEST NATURAL GAS CO NWN	43.86	-0.05738	0	0.0019	-0.0593	Nov-12
Dec-12	NORTHWEST NATURAL GAS CO NWN	44.2	0.007752	0	0.0019	0.0059	Dec-12
Jan-13	NORTHWEST NATURAL GAS CO NWN	45.42	0.037896	0.455	0.0022	0.0357	Jan-13
Feb-13	NORTHWEST NATURAL GAS CO NWN	45.55	0.002862	0	0.0022	0.0007	Feb-13
Mar-13	NORTHWEST NATURAL GAS CO NWN	43.82	-0.03798	0	0.0021	-0.0401	Mar-13
Apr-13	NORTHWEST NATURAL GAS CO NWN	44.47	0.025217	0.455	0.0026	0.0226	Apr-13
May-13	NORTHWEST NATURAL GAS CO NWN	42.73	-0.03913	0	0.0023	-0.0414	May-13
Jun-13	NORTHWEST NATURAL GAS CO NWN	42.68	-0.00117	0	0.0024	-0.0036	Jun-13
Jul-13	NORTHWEST NATURAL GAS CO NWN	43.94	0.040183	0.455	0.003	0.0372	Jul-13
Aug-13	NORTHWEST NATURAL GAS CO NWN	41.04	-0.066	0	0.0028	-0.0688	Aug-13
Sep-13	NORTHWEST NATURAL GAS CO NWN	41.98	0.022904	0	0.0029	0.0200	Sep-13
Oct-13	NORTHWEST NATURAL GAS CO NWN	43.43	0.045498	0.46	0.0029	0.0426	Oct-13
Nov-13	NORTHWEST NATURAL GAS CO NWN	42.53	-0.02072	0	0.0027	-0.0234	Nov-13
Dec-13	NORTHWEST NATURAL GAS CO NWN	42.82	0.006819	0	0.0031	0.0037	Dec-13
Jan-14	NORTHWEST NATURAL GAS CO NWN	41.56	-0.01868	0.46	0.0032	-0.0219	Jan-14
Feb-14	NORTHWEST NATURAL GAS CO NWN	42.87	0.031521	0	0.0026	0.0289	Feb-14
Mar-14	NORTHWEST NATURAL GAS CO NWN	44.01	0.026592	0	0.0029	0.0237	Mar-14
Apr-14	NORTHWEST NATURAL GAS CO NWN	44.27	0.01636	0.46	0.0028	0.0136	Apr-14
May-14	NORTHWEST NATURAL GAS CO NWN	45.27	0.022589	0	0.0028	0.0198	May-14
Jun-14	NORTHWEST NATURAL GAS CO NWN	47.15	0.041529	0	0.0025	0.0390	Jun-14
Jul-14	NORTHWEST NATURAL GAS CO NWN	43.22	-0.07359	0.46	0.0027	-0.0763	Jul-14
Aug-14	NORTHWEST NATURAL GAS CO NWN	45.46	0.051828	0	0.0026	0.0492	Aug-14
Sep-14	NORTHWEST NATURAL GAS CO NWN	42.25	-0.07061	0	0.0023	-0.0729	Sep-14
Oct-14	NORTHWEST NATURAL GAS CO NWN	46.93	0.121775	0.465	0.0025	0.1193	Oct-14
Nov-14	NORTHWEST NATURAL GAS CO NWN	46.51	-0.00895	0	0.0023	-0.0112	Nov-14
Dec-14	NORTHWEST NATURAL GAS CO NWN	49.9	0.072888	0	0.0022	0.0707	Dec-14
Jan-15	NORTHWEST NATURAL GAS CO NWN	49.91	0.009519	0.465	0.002	0.0075	Jan-15
Feb-15	NORTHWEST NATURAL GAS CO NWN	47.25	-0.0533	0	0.0015	-0.0548	Feb-15
Mar-15	NORTHWEST NATURAL GAS CO NWN	47.95	0.014815	0	0.0021	0.0127	Mar-15
Apr-15	NORTHWEST NATURAL GAS CO NWN	46.7	-0.01637	0.465	0.0019	-0.0183	Apr-15
May-15	NORTHWEST NATURAL GAS CO NWN	44.7	-0.04283	0	0.002	-0.0448	May-15
Jun-15	NORTHWEST NATURAL GAS CO NWN	42.18	-0.05638	0	0.003492	-0.0599	Jun-15
Jul-15	NORTHWEST NATURAL GAS CO NWN	43.29	0.03734	0.465	0.003458	0.0339	Jul-15
Aug-15	NORTHWEST NATURAL GAS CO NWN	43.98	0.015939	0	0.003367	0.0126	Aug-15
Sep-15	NORTHWEST NATURAL GAS CO NWN	45.84	0.042292	0	0.003392	0.0389	Sep-15

Oct-15	NORTHWEST NATURAL GAS CO NWN	47.77	0.052301	0.4675	0.003292	0.04901	Oct-15
Nov-15	NORTHWEST NATURAL GAS CO NWN	48.8	0.021562	0	0.003383	0.018178	Nov-15
Dec-15	NORTHWEST NATURAL GAS CO NWN	50.61	0.03709	0	0.003308	0.033782	Dec-15
Jan-16	NORTHWEST NATURAL GAS CO NWN	51.95	0.035714	0.4675	0.003333	0.032381	Jan-16
Feb-16	NORTHWEST NATURAL GAS CO NWN	49.89	-0.03965	0	0.0033	-0.042954	Feb-16
Mar-16	NORTHWEST NATURAL GAS CO NWN	53.85	0.079375	0	0.003183	0.076191	Mar-16
Apr-16	NORTHWEST NATURAL GAS CO NWN	51.54	-0.03422	0.4675	0.003183	-0.037399	Apr-16
May-16	NORTHWEST NATURAL GAS CO NWN	54.9	0.065192	0	0.003042	0.06215	May-16
Jun-16	NORTHWEST NATURAL GAS CO NWN	64.82	0.180692	0	0.002917	0.177776	Jun-16
Jul-16	NORTHWEST NATURAL GAS CO NWN	64.94	0.009064	0.4675	0.002733	0.00633	Jul-16
Aug-16	NORTHWEST NATURAL GAS CO NWN	59.73	-0.08023	0	0.002767	-0.082995	Aug-16
Sep-16	NORTHWEST NATURAL GAS CO NWN	60.11	0.006362	0	0.002842	0.00352	Sep-16
Oct-16	NORTHWEST NATURAL GAS CO NWN	58.8	-0.01397	0.47	0.002842	-0.016816	Oct-16
Nov-16	NORTHWEST NATURAL GAS CO NWN	57.3	-0.02551	0	0.003217	-0.028727	Nov-16
Dec-16	NORTHWEST NATURAL GAS CO NWN	59.8	0.04363	0	0.003383	0.040247	Dec-16
Jan-17	NORTHWEST NATURAL GAS CO NWN	58.9	-0.00719	0.47	0.003267	-0.010457	Jan-17
Feb-17	NORTHWEST NATURAL GAS CO NWN	60.1	0.020374	0	0.003292	0.017082	Feb-17
Mar-17	NORTHWEST NATURAL GAS CO NWN	59.1	-0.01664	0	0.003292	-0.019931	Mar-17
Apr-17	NORTHWEST NATURAL GAS CO NWN	59.6	0.016413	0.47	0.003225	0.013188	Apr-17
May-17	NORTHWEST NATURAL GAS CO NWN	61.25	0.027685	0	0.003208	0.024476	May-17
Jun-17	NORTHWEST NATURAL GAS CO NWN	59.85	-0.02286	0	0.003067	-0.025924	Jun-17
Jul-17	NORTHWEST NATURAL GAS CO NWN	63.1	0.062155	0.47	0.00315	0.059005	Jul-17
Aug-17	NORTHWEST NATURAL GAS CO NWN	66.3	0.050713	0	0.003083	0.04763	Aug-17
Sep-17	NORTHWEST NATURAL GAS CO NWN	64.4	-0.02866	0	0.003025	-0.031683	Sep-17
Oct-17	NORTHWEST NATURAL GAS CO NWN	66.35	0.037616	0.4725	0.003	0.034616	Oct-17
Nov-17	NORTHWEST NATURAL GAS CO NWN	69.15	0.0422	0	0.003	0.0392	Nov-17
Dec-17	NORTHWEST NATURAL GAS CO NWN	59.65	-0.13738	0	0.002925	-0.140308	Dec-17
Jan-18	NORTHWEST NATURAL GAS CO NWN	57.35	-0.03064	0.4725	0.002925	-0.033562	Jan-18
Feb-18	NORTHWEST NATURAL GAS CO NWN	52.15	-0.09067	0	0.002958	-0.09363	Feb-18
Mar-18	NORTHWEST NATURAL GAS CO NWN	57.65	0.105465	0	0.003225	0.10224	Mar-18
Apr-18	NORTHWEST NATURAL GAS CO NWN	61.3	0.071509	0.4725	0.003208	0.068301	Apr-18
May-18	NORTHWEST NATURAL GAS CO NWN	59.8	-0.02447	0	0.003325	-0.027795	May-18
Jun-18	NORTHWEST NATURAL GAS CO NWN	63.8	0.06689	0	0.0033	0.06359	Jun-18
Jul-18	NORTHWEST NATURAL GAS CO NWN	65.15	0.028566	0.4725	0.003225	0.025341	Jul-18
Aug-18	NORTHWEST NATURAL GAS CO NWN	64.9	-0.00384	0	0.003233	-0.007071	Aug-18
Sep-18	NORTHWEST NATURAL GAS CO NWN	66.9	0.030817	0	0.003233	0.027583	Sep-18

Oct-18	NORTHWEST NATURAL GAS CO NWN	64.79	-0.02444	0.475	0.00345	-0.027889	Oct-18
Nov-18	NORTHWEST NATURAL GAS CO NWN	66.33	0.023769	0	0.003517	0.020252	Nov-18
Dec-18	NORTHWEST NATURAL GAS CO NWN	60.46	-0.0885	0	0.00335	-0.091847	Dec-18
Jan-19	NORTHWEST NATURAL GAS CO NWN	62.6	0.043252	0.475	0.003275	0.039977	Jan-19
Feb-19	NORTHWEST NATURAL GAS CO NWN	64.22	0.025879	0	0.003158	0.02272	Feb-19
Mar-19	NORTHWEST NATURAL GAS CO NWN	65.63	0.021956	0	0.003158	0.018797	Mar-19
Apr-19	NORTHWEST NATURAL GAS CO NWN	66.89	0.026436	0.475	0.003075	0.023361	Apr-19
May-19	NORTHWEST NATURAL GAS CO NWN	68.82	0.028853	0	0.003058	0.025795	May-19
Jun-19	NORTHWEST NATURAL GAS CO NWN	69.5	0.009881	0	0.003058	0.006823	Jun-19
Jul-19	NORTHWEST NATURAL GAS CO NWN	71.42	0.03446	0.475	0.002742	0.031719	Jul-19
Aug-19	NORTHWEST NATURAL GAS CO NWN	71.36	-0.00084	0	0.002742	-0.003582	Aug-19
Sep-19	NORTHWEST NATURAL GAS CO NWN	71.34	-0.00028	0	0.002483	-0.002764	Sep-19
Oct-19	NORTHWEST NATURAL GAS CO NWN	69.36	-0.02106	0.4775	0.002525	-0.023586	Oct-19
Nov-19	NORTHWEST NATURAL GAS CO NWN	68.77	-0.00851	0	0.002558	-0.011065	Nov-19
Dec-19	NORTHWEST NATURAL GAS CO NWN	73.73	0.072124	0	0.002508	0.069616	Dec-19
Jan-20	NORTHWEST NATURAL GAS CO NWN	73.38	0.001729	0.4775	0.00235	-0.000621	Jan-20
Feb-20	NORTHWEST NATURAL GAS CO NWN	65.77	-0.10371	0	0.00245	-0.106157	Feb-20
Mar-20	NORTHWEST NATURAL GAS CO NWN	61.75	-0.06112	0	0.002317	-0.063439	Mar-20
Apr-20	NORTHWEST NATURAL GAS CO NWN	65.1	0.061984	0.4775	0.002025	0.059959	Apr-20
May-20	NORTHWEST NATURAL GAS CO NWN	64.11	-0.01521	0	0.002075	-0.017282	May-20
Jun-20	NORTHWEST NATURAL GAS CO NWN	55.79	-0.12978	0	0.002008	-0.131785	Jun-20
Jul-20	NORTHWEST NATURAL GAS CO NWN	53.49	-0.03267	0.4775	0.001692	-0.034359	Jul-20
Aug-20	NORTHWEST NATURAL GAS CO NWN	51.11	-0.04449	0	0.001875	-0.046369	Aug-20
Sep-20	NORTHWEST NATURAL GAS CO NWN	45.39	-0.11192	0	0.001925	-0.11384	Sep-20
Oct-20	NORTHWEST NATURAL GAS CO NWN	44.44	-0.01035	0.48	0.001958	-0.012313	Oct-20
Nov-20	NORTHWEST NATURAL GAS CO NWN	47.92	0.078308	0	0.001917	0.076391	Nov-20
Dec-20	NORTHWEST NATURAL GAS CO NWN	45.99	-0.04028	0	0.001883	-0.042159	Dec-20
Jan-21	NORTHWEST NATURAL GAS CO NWN	46.71	0.026093	0.48	0.002042	0.024051	Jan-21
Feb-21	NORTHWEST NATURAL GAS CO NWN	47.99	0.027403	0	0.00225	0.025153	Feb-21
Mar-21	NORTHWEST NATURAL GAS CO NWN	53.95	0.124193	0	0.002533	0.121659	Mar-21

Unique Index Number	Trading Date	Company Name	Ticker	Closing Price	Total Return	Dividend Amount	IbbotRf	RP	Trading Date
	Jan-26						0.0031		Jan-26
	Feb-26						0.0028		Feb-26
	Mar-26						0.0032		Mar-26
	Apr-26						0.0030		Apr-26
	May-26						0.0028		May-26
	Jun-26						0.0033		Jun-26
	Jul-26						0.0031		Jul-26
	Aug-26						0.0031		Aug-26
	Sep-26						0.0030		Sep-26
	Oct-26						0.0030		Oct-26
	Nov-26						0.0031		Nov-26
	Dec-26						0.0030		Dec-26
	Jan-27						0.0030		Jan-27
	Feb-27						0.0027		Feb-27
	Mar-27						0.0029		Mar-27
	Apr-27						0.0027		Apr-27
	May-27						0.0028		May-27
	Jun-27						0.0027		Jun-27
	Jul-27						0.0027		Jul-27
	Aug-27						0.0029		Aug-27
	Sep-27						0.0027		Sep-27
	Oct-27						0.0028		Oct-27
	Nov-27						0.0027		Nov-27
	Dec-27						0.0027		Dec-27
	Jan-28						0.0027		Jan-28
	Feb-28						0.0025		Feb-28
	Mar-28						0.0027		Mar-28
	Apr-28						0.0026		Apr-28
	May-28						0.0027		May-28
	Jun-28						0.0027		Jun-28
	Jul-28						0.0027		Jul-28
	Aug-28						0.0029		Aug-28
	Sep-28						0.0027		Sep-28

Oct-28	0.0030	Oct-28
Nov-28	0.0027	Nov-28
Dec-28	0.0029	Dec-28
Jan-29	0.0029	Jan-29
Feb-29	0.0027	Feb-29
Mar-29	0.0028	Mar-29
Apr-29	0.0034	Apr-29
May-29	0.0030	May-29
Jun-29	0.0029	Jun-29
Jul-29	0.0032	Jul-29
Aug-29	0.0030	Aug-29
Sep-29	0.0032	Sep-29
Oct-29	0.0031	Oct-29
Nov-29	0.0026	Nov-29
Dec-29	0.0031	Dec-29
Jan-30	0.0029	Jan-30
Feb-30	0.0026	Feb-30
Mar-30	0.0029	Mar-30
Apr-30	0.0027	Apr-30
May-30	0.0027	May-30
Jun-30	0.0029	Jun-30
Jul-30	0.0028	Jul-30
Aug-30	0.0026	Aug-30
Sep-30	0.0029	Sep-30
Oct-30	0.0027	Oct-30
Nov-30	0.0026	Nov-30
Dec-30	0.0028	Dec-30
Jan-31	0.0028	Jan-31
Feb-31	0.0026	Feb-31
Mar-31	0.0029	Mar-31
Apr-31	0.0027	Apr-31
May-31	0.0026	May-31
Jun-31	0.0028	Jun-31
Jul-31	0.0027	Jul-31
Aug-31	0.0027	Aug-31
Sep-31	0.0027	Sep-31

Oct-31	0.0029	Oct-31
Nov-31	0.0031	Nov-31
Dec-31	0.0032	Dec-31
Jan-32	0.0032	Jan-32
Feb-32	0.0032	Feb-32
Mar-32	0.0031	Mar-32
Apr-32	0.0030	Apr-32
May-32	0.0028	May-32
Jun-32	0.0028	Jun-32
Jul-32	0.0028	Jul-32
Aug-32	0.0028	Aug-32
Sep-32	0.0026	Sep-32
Oct-32	0.0027	Oct-32
Nov-32	0.0026	Nov-32
Dec-32	0.0027	Dec-32
Jan-33	0.0027	Jan-33
Feb-33	0.0023	Feb-33
Mar-33	0.0027	Mar-33
Apr-33	0.0025	Apr-33
May-33	0.0028	May-33
Jun-33	0.0025	Jun-33
Jul-33	0.0026	Jul-33
Aug-33	0.0026	Aug-33
Sep-33	0.0025	Sep-33
Oct-33	0.0026	Oct-33
Nov-33	0.0025	Nov-33
Dec-33	0.0028	Dec-33
Jan-34	0.0029	Jan-34
Feb-34	0.0024	Feb-34
Mar-34	0.0027	Mar-34
Apr-34	0.0025	Apr-34
May-34	0.0025	May-34
Jun-34	0.0024	Jun-34
Jul-34	0.0024	Jul-34
Aug-34	0.0024	Aug-34
Sep-34	0.0023	Sep-34

Oct-34	0.0027	Oct-34
Nov-34	0.0025	Nov-34
Dec-34	0.0025	Dec-34
Jan-35	0.0025	Jan-35
Feb-35	0.0021	Feb-35
Mar-35	0.0022	Mar-35
Apr-35	0.0023	Apr-35
May-35	0.0023	May-35
Jun-35	0.0022	Jun-35
Jul-35	0.0024	Jul-35
Aug-35	0.0023	Aug-35
Sep-35	0.0023	Sep-35
Oct-35	0.0023	Oct-35
Nov-35	0.0024	Nov-35
Dec-35	0.0024	Dec-35
Jan-36	0.0024	Jan-36
Feb-36	0.0023	Feb-36
Mar-36	0.0024	Mar-36
Apr-36	0.0022	Apr-36
May-36	0.0022	May-36
Jun-36	0.0024	Jun-36
Jul-36	0.0023	Jul-36
Aug-36	0.0023	Aug-36
Sep-36	0.0021	Sep-36
Oct-36	0.0023	Oct-36
Nov-36	0.0022	Nov-36
Dec-36	0.0022	Dec-36
Jan-37	0.0021	Jan-37
Feb-37	0.0020	Feb-37
Mar-37	0.0022	Mar-37
Apr-37	0.0023	Apr-37
May-37	0.0022	May-37
Jun-37	0.0025	Jun-37
Jul-37	0.0024	Jul-37
Aug-37	0.0023	Aug-37
Sep-37	0.0023	Sep-37

Oct-37	0.0023	Oct-37
Nov-37	0.0024	Nov-37
Dec-37	0.0023	Dec-37
Jan-38	0.0023	Jan-38
Feb-38	0.0021	Feb-38
Mar-38	0.0023	Mar-38
Apr-38	0.0022	Apr-38
May-38	0.0022	May-38
Jun-38	0.0021	Jun-38
Jul-38	0.0021	Jul-38
Aug-38	0.0022	Aug-38
Sep-38	0.0021	Sep-38
Oct-38	0.0022	Oct-38
Nov-38	0.0021	Nov-38
Dec-38	0.0022	Dec-38
Jan-39	0.0021	Jan-39
Feb-39	0.0019	Feb-39
Mar-39	0.0021	Mar-39
Apr-39	0.0019	Apr-39
May-39	0.0020	May-39
Jun-39	0.0018	Jun-39
Jul-39	0.0019	Jul-39
Aug-39	0.0018	Aug-39
Sep-39	0.0019	Sep-39
Oct-39	0.0023	Oct-39
Nov-39	0.0020	Nov-39
Dec-39	0.0019	Dec-39
Jan-40	0.0020	Jan-40
Feb-40	0.0018	Feb-40
Mar-40	0.0019	Mar-40
Apr-40	0.0018	Apr-40
May-40	0.0019	May-40
Jun-40	0.0019	Jun-40
Jul-40	0.0020	Jul-40
Aug-40	0.0019	Aug-40
Sep-40	0.0018	Sep-40

Oct-40	0.0018	Oct-40
Nov-40	0.0018	Nov-40
Dec-40	0.0017	Dec-40
Jan-41	0.0016	Jan-41
Feb-41	0.0016	Feb-41
Mar-41	0.0018	Mar-41
Apr-41	0.0017	Apr-41
May-41	0.0017	May-41
Jun-41	0.0016	Jun-41
Jul-41	0.0016	Jul-41
Aug-41	0.0016	Aug-41
Sep-41	0.0016	Sep-41
Oct-41	0.0016	Oct-41
Nov-41	0.0014	Nov-41
Dec-41	0.0016	Dec-41
Jan-42	0.0021	Jan-42
Feb-42	0.0019	Feb-42
Mar-42	0.0021	Mar-42
Apr-42	0.0020	Apr-42
May-42	0.0019	May-42
Jun-42	0.0021	Jun-42
Jul-42	0.0021	Jul-42
Aug-42	0.0021	Aug-42
Sep-42	0.0020	Sep-42
Oct-42	0.0021	Oct-42
Nov-42	0.0020	Nov-42
Dec-42	0.0021	Dec-42
Jan-43	0.0020	Jan-43
Feb-43	0.0019	Feb-43
Mar-43	0.0021	Mar-43
Apr-43	0.0020	Apr-43
May-43	0.0019	May-43
Jun-43	0.0021	Jun-43
Jul-43	0.0021	Jul-43
Aug-43	0.0021	Aug-43
Sep-43	0.0020	Sep-43

Oct-43	0.0020	Oct-43
Nov-43	0.0021	Nov-43
Dec-43	0.0021	Dec-43
Jan-44	0.0021	Jan-44
Feb-44	0.0020	Feb-44
Mar-44	0.0021	Mar-44
Apr-44	0.0020	Apr-44
May-44	0.0022	May-44
Jun-44	0.0020	Jun-44
Jul-44	0.0021	Jul-44
Aug-44	0.0021	Aug-44
Sep-44	0.0020	Sep-44
Oct-44	0.0021	Oct-44
Nov-44	0.0020	Nov-44
Dec-44	0.0020	Dec-44
Jan-45	0.0021	Jan-45
Feb-45	0.0018	Feb-45
Mar-45	0.0020	Mar-45
Apr-45	0.0019	Apr-45
May-45	0.0019	May-45
Jun-45	0.0019	Jun-45
Jul-45	0.0018	Jul-45
Aug-45	0.0019	Aug-45
Sep-45	0.0018	Sep-45
Oct-45	0.0019	Oct-45
Nov-45	0.0018	Nov-45
Dec-45	0.0018	Dec-45
Jan-46	0.0017	Jan-46
Feb-46	0.0015	Feb-46
Mar-46	0.0016	Mar-46
Apr-46	0.0017	Apr-46
May-46	0.0018	May-46
Jun-46	0.0016	Jun-46
Jul-46	0.0019	Jul-46
Aug-46	0.0017	Aug-46
Sep-46	0.0018	Sep-46

Oct-46	0.0019	Oct-46
Nov-46	0.0018	Nov-46
Dec-46	0.0019	Dec-46
Jan-47	0.0018	Jan-47
Feb-47	0.0016	Feb-47
Mar-47	0.0018	Mar-47
Apr-47	0.0017	Apr-47
May-47	0.0017	May-47
Jun-47	0.0019	Jun-47
Jul-47	0.0018	Jul-47
Aug-47	0.0017	Aug-47
Sep-47	0.0018	Sep-47
Oct-47	0.0018	Oct-47
Nov-47	0.0017	Nov-47
Dec-47	0.0021	Dec-47
Jan-48	0.0020	Jan-48
Feb-48	0.0019	Feb-48
Mar-48	0.0022	Mar-48
Apr-48	0.0020	Apr-48
May-48	0.0018	May-48
Jun-48	0.0021	Jun-48
Jul-48	0.0019	Jul-48
Aug-48	0.0021	Aug-48
Sep-48	0.0020	Sep-48
Oct-48	0.0019	Oct-48
Nov-48	0.0021	Nov-48
Dec-48	0.0020	Dec-48
Jan-49	0.0020	Jan-49
Feb-49	0.0018	Feb-49
Mar-49	0.0019	Mar-49
Apr-49	0.0018	Apr-49
May-49	0.0020	May-49
Jun-49	0.0019	Jun-49
Jul-49	0.0017	Jul-49
Aug-49	0.0019	Aug-49
Sep-49	0.0017	Sep-49

Oct-49	0.0018	Oct-49
Nov-49	0.0017	Nov-49
Dec-49	0.0017	Dec-49
Jan-50	0.0018	Jan-50
Feb-50	0.0016	Feb-50
Mar-50	0.0018	Mar-50
Apr-50	0.0016	Apr-50
May-50	0.0019	May-50
Jun-50	0.0017	Jun-50
Jul-50	0.0018	Jul-50
Aug-50	0.0018	Aug-50
Sep-50	0.0017	Sep-50
Oct-50	0.0019	Oct-50
Nov-50	0.0018	Nov-50
Dec-50	0.0018	Dec-50
Jan-51	0.0020	Jan-51
Feb-51	0.0017	Feb-51
Mar-51	0.0019	Mar-51
Apr-51	0.0020	Apr-51
May-51	0.0021	May-51
Jun-51	0.0020	Jun-51
Jul-51	0.0023	Jul-51
Aug-51	0.0021	Aug-51
Sep-51	0.0019	Sep-51
Oct-51	0.0023	Oct-51
Nov-51	0.0021	Nov-51
Dec-51	0.0022	Dec-51
Jan-52	0.0023	Jan-52
Feb-52	0.0021	Feb-52
Mar-52	0.0023	Mar-52
Apr-52	0.0022	Apr-52
May-52	0.0020	May-52
Jun-52	0.0022	Jun-52
Jul-52	0.0022	Jul-52
Aug-52	0.0021	Aug-52
Sep-52	0.0023	Sep-52

Oct-52	0.0023	Oct-52
Nov-52	0.0021	Nov-52
Dec-52	0.0024	Dec-52
Jan-53	0.0023	Jan-53
Feb-53	0.0021	Feb-53
Mar-53	0.0025	Mar-53
Apr-53	0.0024	Apr-53
May-53	0.0024	May-53
Jun-53	0.0027	Jun-53
Jul-53	0.0025	Jul-53
Aug-53	0.0025	Aug-53
Sep-53	0.0025	Sep-53
Oct-53	0.0023	Oct-53
Nov-53	0.0024	Nov-53
Dec-53	0.0024	Dec-53
Jan-54	0.0023	Jan-54
Feb-54	0.0022	Feb-54
Mar-54	0.0025	Mar-54
Apr-54	0.0022	Apr-54
May-54	0.0020	May-54
Jun-54	0.0025	Jun-54
Jul-54	0.0022	Jul-54
Aug-54	0.0023	Aug-54
Sep-54	0.0022	Sep-54
Oct-54	0.0021	Oct-54
Nov-54	0.0023	Nov-54
Dec-54	0.0023	Dec-54
Jan-55	0.0022	Jan-55
Feb-55	0.0022	Feb-55
Mar-55	0.0024	Mar-55
Apr-55	0.0022	Apr-55
May-55	0.0025	May-55
Jun-55	0.0023	Jun-55
Jul-55	0.0023	Jul-55
Aug-55	0.0027	Aug-55
Sep-55	0.0024	Sep-55

Oct-55	0.0025	Oct-55
Nov-55	0.0024	Nov-55
Dec-55	0.0024	Dec-55
Jan-56	0.0025	Jan-56
Feb-56	0.0023	Feb-56
Mar-56	0.0023	Mar-56
Apr-56	0.0026	Apr-56
May-56	0.0026	May-56
Jun-56	0.0023	Jun-56
Jul-56	0.0026	Jul-56
Aug-56	0.0026	Aug-56
Sep-56	0.0025	Sep-56
Oct-56	0.0029	Oct-56
Nov-56	0.0027	Nov-56
Dec-56	0.0028	Dec-56
Jan-57	0.0029	Jan-57
Feb-57	0.0025	Feb-57
Mar-57	0.0026	Mar-57
Apr-57	0.0029	Apr-57
May-57	0.0029	May-57
Jun-57	0.0025	Jun-57
Jul-57	0.0033	Jul-57
Aug-57	0.0030	Aug-57
Sep-57	0.0031	Sep-57
Oct-57	0.0031	Oct-57
Nov-57	0.0029	Nov-57
Dec-57	0.0029	Dec-57
Jan-58	0.0027	Jan-58
Feb-58	0.0025	Feb-58
Mar-58	0.0027	Mar-58
Apr-58	0.0026	Apr-58
May-58	0.0024	May-58
Jun-58	0.0027	Jun-58
Jul-58	0.0027	Jul-58
Aug-58	0.0027	Aug-58
Sep-58	0.0032	Sep-58

Oct-58	0.0032	Oct-58
Nov-58	0.0028	Nov-58
Dec-58	0.0033	Dec-58
Jan-59	0.0031	Jan-59
Feb-59	0.0031	Feb-59
Mar-59	0.0035	Mar-59
Apr-59	0.0033	Apr-59
May-59	0.0033	May-59
Jun-59	0.0036	Jun-59
Jul-59	0.0035	Jul-59
Aug-59	0.0035	Aug-59
Sep-59	0.0034	Sep-59
Oct-59	0.0035	Oct-59
Nov-59	0.0035	Nov-59
Dec-59	0.0036	Dec-59
Jan-60	0.0035	Jan-60
Feb-60	0.0037	Feb-60
Mar-60	0.0036	Mar-60
Apr-60	0.0032	Apr-60
May-60	0.0037	May-60
Jun-60	0.0034	Jun-60
Jul-60	0.0032	Jul-60
Aug-60	0.0034	Aug-60
Sep-60	0.0032	Sep-60
Oct-60	0.0033	Oct-60
Nov-60	0.0032	Nov-60
Dec-60	0.0033	Dec-60
Jan-61	0.0033	Jan-61
Feb-61	0.0030	Feb-61
Mar-61	0.0031	Mar-61
Apr-61	0.0031	Apr-61
May-61	0.0034	May-61
Jun-61	0.0032	Jun-61
Jul-61	0.0033	Jul-61
Aug-61	0.0033	Aug-61
Sep-61	0.0032	Sep-61

Oct-61	0.0034	Oct-61
Nov-61	0.0032	Nov-61
Dec-61	0.0031	Dec-61
Jan-62	0.0037	Jan-62
Feb-62	0.0032	Feb-62
Mar-62	0.0033	Mar-62
Apr-62	0.0033	Apr-62
May-62	0.0032	May-62
Jun-62	0.0030	Jun-62
Jul-62	0.0034	Jul-62
Aug-62	0.0034	Aug-62
Sep-62	0.0030	Sep-62
Oct-62	0.0035	Oct-62
Nov-62	0.0031	Nov-62
Dec-62	0.0032	Dec-62
Jan-63	0.0032	Jan-63
Feb-63	0.0029	Feb-63
Mar-63	0.0031	Mar-63
Apr-63	0.0034	Apr-63
May-63	0.0033	May-63
Jun-63	0.0030	Jun-63
Jul-63	0.0036	Jul-63
Aug-63	0.0033	Aug-63
Sep-63	0.0034	Sep-63
Oct-63	0.0034	Oct-63
Nov-63	0.0032	Nov-63
Dec-63	0.0036	Dec-63
Jan-64	0.0035	Jan-64
Feb-64	0.0032	Feb-64
Mar-64	0.0037	Mar-64
Apr-64	0.0035	Apr-64
May-64	0.0032	May-64
Jun-64	0.0038	Jun-64
Jul-64	0.0035	Jul-64
Aug-64	0.0035	Aug-64
Sep-64	0.0034	Sep-64

Oct-64	0.0034	Oct-64
Nov-64	0.0035	Nov-64
Dec-64	0.0035	Dec-64
Jan-65	0.0033	Jan-65
Feb-65	0.0032	Feb-65
Mar-65	0.0038	Mar-65
Apr-65	0.0033	Apr-65
May-65	0.0033	May-65
Jun-65	0.0038	Jun-65
Jul-65	0.0034	Jul-65
Aug-65	0.0037	Aug-65
Sep-65	0.0035	Sep-65
Oct-65	0.0034	Oct-65
Nov-65	0.0037	Nov-65
Dec-65	0.0037	Dec-65
Jan-66	0.0038	Jan-66
Feb-66	0.0034	Feb-66
Mar-66	0.0040	Mar-66
Apr-66	0.0036	Apr-66
May-66	0.0041	May-66
Jun-66	0.0039	Jun-66
Jul-66	0.0038	Jul-66
Aug-66	0.0043	Aug-66
Sep-66	0.0041	Sep-66
Oct-66	0.0040	Oct-66
Nov-66	0.0038	Nov-66
Dec-66	0.0039	Dec-66
Jan-67	0.0040	Jan-67
Feb-67	0.0034	Feb-67
Mar-67	0.0039	Mar-67
Apr-67	0.0035	Apr-67
May-67	0.0043	May-67
Jun-67	0.0039	Jun-67
Jul-67	0.0043	Jul-67
Aug-67	0.0042	Aug-67
Sep-67	0.0040	Sep-67

Oct-67	0.0045	Oct-67
Nov-67	0.0045	Nov-67
Dec-67	0.0044	Dec-67
Jan-68	0.0050	Jan-68
Feb-68	0.0042	Feb-68
Mar-68	0.0043	Mar-68
Apr-68	0.0049	Apr-68
May-68	0.0046	May-68
Jun-68	0.0042	Jun-68
Jul-68	0.0048	Jul-68
Aug-68	0.0042	Aug-68
Sep-68	0.0044	Sep-68
Oct-68	0.0045	Oct-68
Nov-68	0.0043	Nov-68
Dec-68	0.0049	Dec-68
Jan-69	0.0050	Jan-69
Feb-69	0.0046	Feb-69
Mar-69	0.0047	Mar-69
Apr-69	0.0055	Apr-69
May-69	0.0047	May-69
Jun-69	0.0055	Jun-69
Jul-69	0.0052	Jul-69
Aug-69	0.0048	Aug-69
Sep-69	0.0055	Sep-69
Oct-69	0.0057	Oct-69
Nov-69	0.0049	Nov-69
Dec-69	0.0060	Dec-69
Jan-70	0.0056	Jan-70
Feb-70	0.0052	Feb-70
Mar-70	0.0056	Mar-70
Apr-70	0.0054	Apr-70
May-70	0.0055	May-70
Jun-70	0.0064	Jun-70
Jul-70	0.0059	Jul-70
Aug-70	0.0057	Aug-70
Sep-70	0.0056	Sep-70

	Oct-70	0.0055	Oct-70
	Nov-70	0.0058	Nov-70
	Dec-70	0.0053	Dec-70
	Jan-71	0.0051	Jan-71
	Feb-71	0.0046	Feb-71
	Mar-71	0.0056	Mar-71
	Apr-71	0.0048	Apr-71
	May-71	0.0047	May-71
	Jun-71	0.0056	Jun-71
	Jul-71	0.0052	Jul-71
	Aug-71	0.0055	Aug-71
	Sep-71	0.0049	Sep-71
	Oct-71	0.0047	Oct-71
	Nov-71	0.0051	Nov-71
	Dec-71	0.0050	Dec-71
	Jan-72	0.0050	Jan-72
	Feb-72	0.0047	Feb-72
	Mar-72	0.0049	Mar-72
	Apr-72	0.0048	Apr-72
	May-72	0.0055	May-72
	Jun-72	0.0049	Jun-72
	Jul-72	0.0051	Jul-72
	Aug-72	0.0049	Aug-72
	Sep-72	0.0047	Sep-72
	Oct-72	0.0052	Oct-72
	Nov-72	0.0048	Nov-72
70	Dec-72	0.0045	Dec-72
70	Jan-73	0.0054	Jan-73
70	Feb-73	0.0051	Feb-73
70	Mar-73	0.0056	Mar-73
70	Apr-73	0.0057	Apr-73
70	May-73	0.0058	May-73
70	Jun-73	0.0055	Jun-73
70	Jul-73	0.0061	Jul-73
70	Aug-73	0.0062	Aug-73
70	Sep-73	0.0055	Sep-73

70	Oct-73	0.0063	Oct-73
70	Nov-73	0.0056	Nov-73
70	Dec-73	0.0060	Dec-73
70	Jan-74	0.0061	Jan-74
70	Feb-74	0.0055	Feb-74
70	Mar-74	0.0058	Mar-74
70	Apr-74	0.0068	Apr-74
70	May-74	0.0068	May-74
70	Jun-74	0.0061	Jun-74
70	Jul-74	0.0072	Jul-74
70	Aug-74	0.0065	Aug-74
70	Sep-74	0.0071	Sep-74
70	Oct-74	0.0070	Oct-74
70	Nov-74	0.0062	Nov-74
70	Dec-74	0.0067	Dec-74
70	Jan-75	0.0068	Jan-75
70	Feb-75	0.0060	Feb-75
70	Mar-75	0.0066	Mar-75
70	Apr-75	0.0067	Apr-75
70	May-75	0.0067	May-75
70	Jun-75	0.0070	Jun-75
70	Jul-75	0.0068	Jul-75
70	Aug-75	0.0065	Aug-75
70	Sep-75	0.0073	Sep-75
70	Oct-75	0.0072	Oct-75
70	Nov-75	0.0061	Nov-75
70	Dec-75	0.0074	Dec-75
70	Jan-76	0.0065	Jan-76
70	Feb-76	0.0060	Feb-76
70	Mar-76	0.0071	Mar-76
70	Apr-76	0.0064	Apr-76
70	May-76	0.0059	May-76
70	Jun-76	0.0073	Jun-76
70	Jul-76	0.0065	Jul-76
70	Aug-76	0.0069	Aug-76
70	Sep-76	0.0064	Sep-76

70	Oct-76	0.0061	Oct-76
70	Nov-76	0.0066	Nov-76
70	Dec-76	0.0063	Dec-76
70	Jan-77	0.0059	Jan-77
70	Feb-77	0.0057	Feb-77
70	Mar-77	0.0065	Mar-77
70	Apr-77	0.0061	Apr-77
70	May-77	0.0067	May-77
70	Jun-77	0.0062	Jun-77
70	Jul-77	0.0059	Jul-77
70	Aug-77	0.0067	Aug-77
70	Sep-77	0.0061	Sep-77
70	Oct-77	0.0063	Oct-77
70	Nov-77	0.0063	Nov-77
70	Dec-77	0.0062	Dec-77
70	Jan-78	0.0069	Jan-78
70	Feb-78	0.0060	Feb-78
70	Mar-78	0.0069	Mar-78
70	Apr-78	0.0063	Apr-78
70	May-78	0.0075	May-78
70	Jun-78	0.0069	Jun-78
70	Jul-78	0.0073	Jul-78
70	Aug-78	0.0070	Aug-78
70	Sep-78	0.0065	Sep-78
70	Oct-78	0.0073	Oct-78
70	Nov-78	0.0071	Nov-78
70	Dec-78	0.0068	Dec-78
70	Jan-79	0.0079	Jan-79
70	Feb-79	0.0065	Feb-79
70	Mar-79	0.0074	Mar-79
70	Apr-79	0.0076	Apr-79
70	May-79	0.0077	May-79
70	Jun-79	0.0071	Jun-79
70	Jul-79	0.0076	Jul-79
70	Aug-79	0.0073	Aug-79
70	Sep-79	0.0068	Sep-79

70	Oct-79	0.0082	Oct-79
70	Nov-79	0.0083	Nov-79
70	Dec-79	0.0083	Dec-79
70	Jan-80	0.0083	Jan-80
70	Feb-80	0.0084	Feb-80
70	Mar-80	0.0099	Mar-80
70	Apr-80	0.0100	Apr-80
70	May-80	0.0087	May-80
70	Jun-80	0.0086	Jun-80
70	Jul-80	0.0084	Jul-80
70	Aug-80	0.0081	Aug-80
70	Sep-80	0.0097	Sep-80
70	Oct-80	0.0097	Oct-80
70	Nov-80	0.0091	Nov-80
70	Dec-80	0.0108	Dec-80
70	Jan-81	0.0094	Jan-81
70	Feb-81	0.0088	Feb-81
70	Mar-81	0.0111	Mar-81
70	Apr-81	0.0101	Apr-81
70	May-81	0.0104	May-81
70	Jun-81	0.0109	Jun-81
70	Jul-81	0.0109	Jul-81
70	Aug-81	0.0110	Aug-81
70	Sep-81	0.0114	Sep-81
70	Oct-81	0.0117	Oct-81
70	Nov-81	0.0113	Nov-81
70	Dec-81	0.0100	Dec-81
70	Jan-82	0.0108	Jan-82
70	Feb-82	0.0103	Feb-82
70	Mar-82	0.0124	Mar-82
70	Apr-82	0.0112	Apr-82
70	May-82	0.0101	May-82
70	Jun-82	0.0120	Jun-82
70	Jul-82	0.0114	Jul-82
70	Aug-82	0.0112	Aug-82
70	Sep-82	0.0100	Sep-82

70	Oct-82	0.0091	Oct-82
70	Nov-82	0.0094	Nov-82
70	Dec-82	0.0093	Dec-82
70	Jan-83	0.0087	Jan-83
70	Feb-83	0.0081	Feb-83
70	Mar-83	0.0089	Mar-83
70	Apr-83	0.0085	Apr-83
70	May-83	0.0091	May-83
70	Jun-83	0.0090	Jun-83
70	Jul-83	0.0088	Jul-83
70	Aug-83	0.0103	Aug-83
70	Sep-83	0.0096	Sep-83
70	Oct-83	0.0095	Oct-83
70	Nov-83	0.0094	Nov-83
70	Dec-83	0.0094	Dec-83
70	Jan-84	0.0103	Jan-84
70	Feb-84	0.0092	Feb-84
70	Mar-84	0.0098	Mar-84
70	Apr-84	0.0104	Apr-84
70	May-84	0.0103	May-84
70	Jun-84	0.0106	Jun-84
70	Jul-84	0.0116	Jul-84
70	Aug-84	0.0106	Aug-84
70	Sep-84	0.0094	Sep-84
70	Oct-84	0.0108	Oct-84
70	Nov-84	0.0091	Nov-84
70	Dec-84	0.0098	Dec-84
70	Jan-85	0.0096	Jan-85
70	Feb-85	0.0082	Feb-85
70	Mar-85	0.0094	Mar-85
70	Apr-85	0.0102	Apr-85
70	May-85	0.0097	May-85
70	Jun-85	0.0080	Jun-85
70	Jul-85	0.0094	Jul-85
70	Aug-85	0.0085	Aug-85
70	Sep-85	0.0088	Sep-85

70	Oct-85	0.0089	Oct-85
70	Nov-85	0.0081	Nov-85
70	Dec-85	0.0086	Dec-85
70	Jan-86	0.0079	Jan-86
70	Feb-86	0.0073	Feb-86
70	Mar-86	0.0071	Mar-86
70	Apr-86	0.0063	Apr-86
70	May-86	0.0062	May-86
70	Jun-86	0.0070	Jun-86
70	Jul-86	0.0066	Jul-86
70	Aug-86	0.0063	Aug-86
70	Sep-86	0.0065	Sep-86
70	Oct-86	0.0069	Oct-86
70	Nov-86	0.0059	Nov-86
70	Dec-86	0.0070	Dec-86
70	Jan-87	0.0064	Jan-87
70	Feb-87	0.0059	Feb-87
70	Mar-87	0.0066	Mar-87
70	Apr-87	0.0065	Apr-87
70	May-87	0.0066	May-87
70	Jun-87	0.0075	Jun-87
70	Jul-87	0.0073	Jul-87
70	Aug-87	0.0075	Aug-87
70	Sep-87	0.0075	Sep-87
70	Oct-87	0.0079	Oct-87
70	Nov-87	0.0075	Nov-87
70	Dec-87	0.0078	Dec-87
70	Jan-88	0.0072	Jan-88
70	Feb-88	0.0071	Feb-88
70	Mar-88	0.0072	Mar-88
70	Apr-88	0.0070	Apr-88
70	May-88	0.0078	May-88
70	Jun-88	0.0076	Jun-88
70	Jul-88	0.0071	Jul-88
70	Aug-88	0.0083	Aug-88
70	Sep-88	0.0076	Sep-88

70	Oct-88	0.0076	Oct-88
70	Nov-88	0.0070	Nov-88
70	Dec-88	0.0075	Dec-88
70	Jan-89	0.0080	Jan-89
70	Feb-89	0.0069	Feb-89
70	Mar-89	0.0079	Mar-89
70	Apr-89	0.0070	Apr-89
70	May-89	0.0080	May-89
70	Jun-89	0.0070	Jun-89
70	Jul-89	0.0068	Jul-89
70	Aug-89	0.0066	Aug-89
70	Sep-89	0.0065	Sep-89
70	Oct-89	0.0072	Oct-89
70	Nov-89	0.0064	Nov-89
70	Dec-89	0.0064	Dec-89
70	Jan-90	0.0073	Jan-90
70	Feb-90	0.0066	Feb-90
70	Mar-90	0.0071	Mar-90
70	Apr-90	0.0075	Apr-90
70	May-90	0.0075	May-90
70	Jun-90	0.0068	Jun-90
70	Jul-90	0.0074	Jul-90
70	Aug-90	0.0071	Aug-90
70	Sep-90	0.0069	Sep-90
70	Oct-90	0.0081	Oct-90
70	Nov-90	0.0071	Nov-90
70	Dec-90	0.0072	Dec-90
70	Jan-91	0.0071	Jan-91
70	Feb-91	0.0064	Feb-91
70	Mar-91	0.0064	Mar-91
70	Apr-91	0.0076	Apr-91
70	May-91	0.0068	May-91
70	Jun-91	0.0063	Jun-91
70	Jul-91	0.0076	Jul-91
70	Aug-91	0.0068	Aug-91
70	Sep-91	0.0068	Sep-91

70	Oct-91	0.0065	Oct-91
70	Nov-91	0.0060	Nov-91
70	Dec-91	0.0068	Dec-91
70	Jan-92	0.0061	Jan-92
70	Feb-92	0.0059	Feb-92
70	Mar-92	0.0067	Mar-92
70	Apr-92	0.0065	Apr-92
70	May-92	0.0061	May-92
70	Jun-92	0.0067	Jun-92
70	Jul-92	0.0063	Jul-92
70	Aug-92	0.0060	Aug-92
70	Sep-92	0.0058	Sep-92
70	Oct-92	0.0057	Oct-92
70	Nov-92	0.0061	Nov-92
70	Dec-92	0.0063	Dec-92
70	Jan-93	0.0059	Jan-93
70	Feb-93	0.0055	Feb-93
70	Mar-93	0.0063	Mar-93
70	Apr-93	0.0057	Apr-93
70	May-93	0.0052	May-93
70	Jun-93	0.0062	Jun-93
70	Jul-93	0.0054	Jul-93
70	Aug-93	0.0056	Aug-93
70	Sep-93	0.0050	Sep-93
70	Oct-93	0.0049	Oct-93
70	Nov-93	0.0053	Nov-93
70	Dec-93	0.0055	Dec-93
70	Jan-94	0.0055	Jan-94
70	Feb-94	0.0049	Feb-94
70	Mar-94	0.0058	Mar-94
70	Apr-94	0.0057	Apr-94
70	May-94	0.0063	May-94
70	Jun-94	0.0061	Jun-94
70	Jul-94	0.0060	Jul-94
70	Aug-94	0.0066	Aug-94
70	Sep-94	0.0061	Sep-94

70	Oct-94	0.0066	Oct-94
70	Nov-94	0.0064	Nov-94
70	Dec-94	0.0066	Dec-94
70	Jan-95	0.0070	Jan-95
70	Feb-95	0.0059	Feb-95
70	Mar-95	0.0064	Mar-95
70	Apr-95	0.0058	Apr-95
70	May-95	0.0065	May-95
70	Jun-95	0.0054	Jun-95
70	Jul-95	0.0056	Jul-95
70	Aug-95	0.0057	Aug-95
70	Sep-95	0.0052	Sep-95
70	Oct-95	0.0057	Oct-95
70	Nov-95	0.0051	Nov-95
70	Dec-95	0.0049	Dec-95
70	Jan-96	0.0054	Jan-96
70	Feb-96	0.0048	Feb-96
70	Mar-96	0.0052	Mar-96
70	Apr-96	0.0059	Apr-96
70	May-96	0.0058	May-96
70	Jun-96	0.0054	Jun-96
70	Jul-96	0.0062	Jul-96
70	Aug-96	0.0057	Aug-96
70	Sep-96	0.0060	Sep-96
70	Oct-96	0.0058	Oct-96
70	Nov-96	0.0052	Nov-96
70	Dec-96	0.0056	Dec-96
70	Jan-97	0.0056	Jan-97
70	Feb-97	0.0051	Feb-97
70	Mar-97	0.0059	Mar-97
70	Apr-97	0.0059	Apr-97
70	May-97	0.0058	May-97
70	Jun-97	0.0059	Jun-97
70	Jul-97	0.0058	Jul-97
70	Aug-97	0.0049	Aug-97
70	Sep-97	0.0058	Sep-97

70	Oct-97	0.0054	Oct-97
70	Nov-97	0.0047	Nov-97
70	Dec-97	0.0054	Dec-97
70	Jan-98	0.0048	Jan-98
70	Feb-98	0.0044	Feb-98
70	Mar-98	0.0052	Mar-98
70	Apr-98	0.0049	Apr-98
70	May-98	0.0048	May-98
70	Jun-98	0.0052	Jun-98
70	Jul-98	0.0049	Jul-98
70	Aug-98	0.0048	Aug-98
70	Sep-98	0.0044	Sep-98
70	Oct-98	0.0042	Oct-98
70	Nov-98	0.0045	Nov-98
70	Dec-98	0.0045	Dec-98
70	Jan-99	0.0042	Jan-99
70	Feb-99	0.0040	Feb-99
70	Mar-99	0.0053	Mar-99
70	Apr-99	0.0048	Apr-99
70	May-99	0.0045	May-99
70	Jun-99	0.0055	Jun-99
70	Jul-99	0.0051	Jul-99
70	Aug-99	0.0054	Aug-99
70	Sep-99	0.0052	Sep-99
70	Oct-99	0.0050	Oct-99
70	Nov-99	0.0056	Nov-99
70	Dec-99	0.0055	Dec-99
70	Jan-00	0.0057	Jan-00
70	Feb-00	0.0051	Feb-00
70	Mar-00	0.0054	Mar-00
70	Apr-00	0.0047	Apr-00
70	May-00	0.0056	May-00
70	Jun-00	0.0052	Jun-00
70	Jul-00	0.0052	Jul-00
70	Aug-00	0.0050	Aug-00
70	Sep-00	0.0046	Sep-00

70	Oct-00	0.0053	Oct-00
70	Nov-00	0.0048	Nov-00
70	Dec-00	0.0045	Dec-00
70	Jan-01	0.0049	Jan-01
70	Feb-01	0.0042	Feb-01
70	Mar-01	0.0045	Mar-01
70	Apr-01	0.0047	Apr-01
70	May-01	0.0050	May-01
70	Jun-01	0.0047	Jun-01
70	Jul-01	0.0052	Jul-01
70	Aug-01	0.0046	Aug-01
70	Sep-01	0.0041	Sep-01
70	Oct-01	0.0048	Oct-01
70	Nov-01	0.0041	Nov-01
70	Dec-01	0.0046	Dec-01
70	Jan-02	0.0048	Jan-02
70	Feb-02	0.0043	Feb-02
70	Mar-02	0.0043	Mar-02
70	Apr-02	0.0054	Apr-02
70	May-02	0.0049	May-02
70	Jun-02	0.0044	Jun-02
70	Jul-02	0.0051	Jul-02
70	Aug-02	0.0044	Aug-02
70	Sep-02	0.0042	Sep-02
70	Oct-02	0.0040	Oct-02
70	Nov-02	0.0040	Nov-02
70	Dec-02	0.0045	Dec-02
70	Jan-03	0.0041	Jan-03
70	Feb-03	0.0038	Feb-03
70	Mar-03	0.0040	Mar-03
70	Apr-03	0.0040	Apr-03
70	May-03	0.0039	May-03
70	Jun-03	0.0036	Jun-03
70	Jul-03	0.0038	Jul-03
70	Aug-03	0.0042	Aug-03
70	Sep-03	0.0046	Sep-03

70	Oct-03	0.0041	Oct-03
70	Nov-03	0.0039	Nov-03
70	Dec-03	0.0047	Dec-03
70	Jan-04	0.0042	Jan-04
70	Feb-04	0.0038	Feb-04
70	Mar-04	0.0043	Mar-04
70	Apr-04	0.0039	Apr-04
70	May-04	0.0040	May-04
70	Jun-04	0.0048	Jun-04
70	Jul-04	0.0043	Jul-04
70	Aug-04	0.0045	Aug-04
70	Sep-04	0.0040	Sep-04
70	Oct-04	0.0038	Oct-04
70	Nov-04	0.0041	Nov-04
70	Dec-04	0.0043	Dec-04
70	Jan-05	0.0041	Jan-05
70	Feb-05	0.0035	Feb-05
70	Mar-05	0.0041	Mar-05
70	Apr-05	0.0039	Apr-05
70	May-05	0.0040	May-05
70	Jun-05	0.0036	Jun-05
70	Jul-05	0.0034	Jul-05
70	Aug-05	0.0040	Aug-05
70	Sep-05	0.0035	Sep-05
70	Oct-05	0.0039	Oct-05
70	Nov-05	0.0039	Nov-05
70	Dec-05	0.0039	Dec-05
70	Jan-06	0.0040	Jan-06
70	Feb-06	0.0036	Feb-06
70	Mar-06	0.0039	Mar-06
70	Apr-06	0.0039	Apr-06
70	May-06	0.0048	May-06
70	Jun-06	0.0044	Jun-06
70	Jul-06	0.0045	Jul-06
70	Aug-06	0.0043	Aug-06
70	Sep-06	0.0039	Sep-06

70	Oct-06	0.0042	Oct-06
70	Nov-06	0.0039	Nov-06
70	Dec-06	0.0036	Dec-06
70	Jan-07	0.0043	Jan-07
70	Feb-07	0.0038	Feb-07
70	Mar-07	0.0039	Mar-07
70	Apr-07	0.0042	Apr-07
70	May-07	0.0041	May-07
70	Jun-07	0.0040	Jun-07
70	Jul-07	0.0046	Jul-07
70	Aug-07	0.0042	Aug-07
70	Sep-07	0.0037	Sep-07
70	Oct-07	0.0043	Oct-07
70	Nov-07	0.0039	Nov-07
70	Dec-07	0.0037	Dec-07
70	Jan-08	0.0040	Jan-08
70	Feb-08	0.0034	Feb-08
70	Mar-08	0.0037	Mar-08
70	Apr-08	0.0035	Apr-08
70	May-08	0.0037	May-08
70	Jun-08	0.0040	Jun-08
70	Jul-08	0.0039	Jul-08
70	Aug-08	0.0036	Aug-08
70	Sep-08	0.0039	Sep-08
70	Oct-08	0.0037	Oct-08
70	Nov-08	0.0036	Nov-08
70	Dec-08	0.0033	Dec-08
70	Jan-09	0.0024	Jan-09
70	Feb-09	0.0030	Feb-09
70	Mar-09	0.0035	Mar-09
70	Apr-09	0.0029	Apr-09
70	May-09	0.0033	May-09
70	Jun-09	0.0038	Jun-09
70	Jul-09	0.0036	Jul-09
70	Aug-09	0.0036	Aug-09
70	Sep-09	0.0034	Sep-09

70	Oct-09	0.0033	Oct-09
70	Nov-09	0.0035	Nov-09
70	Dec-09	0.0034	Dec-09
70	Jan-10	0.0036	Jan-10
70	Feb-10	0.0033	Feb-10
70	Mar-10	0.0040	Mar-10
70	Apr-10	0.0038	Apr-10
70	May-10	0.0034	May-10
70	Jun-10	0.0037	Jun-10
70	Jul-10	0.0031	Jul-10
70	Aug-10	0.0032	Aug-10
70	Sep-10	0.0026	Sep-10
70	Oct-10	0.0027	Oct-10
70	Nov-10	0.0032	Nov-10
70	Dec-10	0.0032	Dec-10
70	Jan-11	0.003567	Jan-11
70	Feb-11	0.003683	Feb-11
70	Mar-11	0.003558	Mar-11
70	Apr-11	0.003567	Apr-11
70	May-11	0.003342	May-11
70	Jun-11	0.003258	Jun-11
70	Jul-11	0.003292	Jul-11
70	Aug-11	0.003042	Aug-11
70	Sep-11	0.002358	Sep-11
70	Oct-11	0.002392	Oct-11
70	Nov-11	0.002267	Nov-11
70	Dec-11	0.002483	Dec-11
70	Jan-12	0.0021	Jan-12
70	Feb-12	0.002	Feb-12
70	Mar-12	0.0022	Mar-12
70	Apr-12	0.0025	Apr-12
70	May-12	0.0023	May-12
70	Jun-12	0.0018	Jun-12
	Jul-12	0.002	Jul-12
	Aug-12	0.0018	Aug-12
	Sep-12	0.0017	Sep-12

Oct-12					0.0021		Oct-12
Nov-12					0.0019		Nov-12
Dec-12					0.0019		Dec-12
Jan-13					0.0022		Jan-13
Feb-13					0.0022		Feb-13
Mar-13					0.0021		Mar-13
Apr-13					0.0026		Apr-13
May-13					0.0023		May-13
Jun-13					0.0024		Jun-13
Jul-13					0.003		Jul-13
Aug-13					0.0028		Aug-13
Sep-13					0.0029		Sep-13
Oct-13					0.0029		Oct-13
Nov-13					0.0027		Nov-13
Dec-13					0.0031		Dec-13
Jan-14 ONE Gas	OGS	34.12			0.0032		Jan-14
Feb-14 ONE Gas	OGS	33.98	-0.0041	0	0.0026	-0.0067	Feb-14
Mar-14 ONE Gas	OGS	35.93	0.057387	0	0.0029	0.0545	Mar-14
Apr-14 ONE Gas	OGS	36.58	0.025884	0.28	0.0028	0.0231	Apr-14
May-14 ONE Gas	OGS	36.63	0.001367	0	0.0028	-0.0014	May-14
Jun-14 ONE Gas	OGS	37.75	0.030576	0	0.0025	0.0281	Jun-14
Jul-14 ONE Gas	OGS	36	-0.03894	0.28	0.0027	-0.0416	Jul-14
Aug-14 ONE Gas	OGS	37.43	0.039722	0	0.0026	0.0371	Aug-14
Sep-14 ONE Gas	OGS	34.25	-0.08496	0	0.0023	-0.0873	Sep-14
Oct-14 ONE Gas	OGS	37.95	0.116204	0.28	0.0025	0.1137	Oct-14
Nov-14 ONE Gas	OGS	38.82	0.022925	0	0.0023	0.0206	Nov-14
Dec-14 ONE Gas	OGS	41.22	0.061824	0	0.0022	0.0596	Dec-14
Jan-15 ONE Gas	OGS	44.19	0.072052	0	0.002	0.0701	Jan-15
Feb-15 ONE Gas	OGS	41.61	-0.0516	0.3	0.0015	-0.0531	Feb-15
Mar-15 ONE Gas	OGS	43.23	0.038933	0	0.0021	0.0368	Mar-15
Apr-15 ONE Gas	OGS	41.97	-0.02915	0	0.0019	-0.0310	Apr-15
May-15 ONE Gas	OGS	44.33	0.063379	0.3	0.002	0.0614	May-15
Jun-15 ONE Gas	OGS	42.56	-0.03993	0	0.003492	-0.0434	Jun-15
Jul-15 ONE Gas	OGS	45.03	0.058036	0	0.003458	0.0546	Jul-15
Aug-15 ONE Gas	OGS	42.97	-0.03909	0.3	0.003367	-0.0425	Aug-15
Sep-15 ONE Gas	OGS	45.33	0.054922	0	0.003392	0.05153	Sep-15

Oct-15 ONE Gas	OGS	48.84	0.077432	0	0.003292	0.07414	Oct-15
Nov-15 ONE Gas	OGS	48.75	0.0043	0.3	0.003383	0.000916	Nov-15
Dec-15 ONE Gas	OGS	50.17	0.029128	0	0.003308	0.02582	Dec-15
Jan-16 ONE Gas	OGS	56.56	0.127367	0	0.003333	0.124034	Jan-16
Feb-16 ONE Gas	OGS	57.98	0.031294	0.35	0.0033	0.027994	Feb-16
Mar-16 ONE Gas	OGS	61.1	0.053812	0	0.003183	0.050628	Mar-16
Apr-16 ONE Gas	OGS	58.47	-0.04304	0	0.003183	-0.046228	Apr-16
May-16 ONE Gas	OGS	58.65	0.009064	0.35	0.003042	0.006023	May-16
Jun-16 ONE Gas	OGS	66.59	0.135379	0	0.002917	0.132463	Jun-16
Jul-16 ONE Gas	OGS	64.96	-0.02448	0	0.002733	-0.027211	Jul-16
Aug-16 ONE Gas	OGS	61.23	-0.05203	0.35	0.002767	-0.054799	Aug-16
Sep-16 ONE Gas	OGS	61.84	0.009962	0	0.002842	0.007121	Sep-16
Oct-16 ONE Gas	OGS	61.28	-0.00906	0	0.002842	-0.011897	Oct-16
Nov-16 ONE Gas	OGS	60.01	-0.01501	0.35	0.003217	-0.01823	Nov-16
Dec-16 ONE Gas	OGS	63.96	0.065822	0	0.003383	0.062439	Dec-16
Jan-17 ONE Gas	OGS	64.62	0.010319	0	0.003267	0.007052	Jan-17
Feb-17 ONE Gas	OGS	65.55	0.020891	0.42	0.003292	0.0176	Feb-17
Mar-17 ONE Gas	OGS	67.6	0.031274	0	0.003292	0.027982	Mar-17
Apr-17 ONE Gas	OGS	68.83	0.018195	0	0.003225	0.01497	Apr-17
May-17 ONE Gas	OGS	70.65	0.032544	0.42	0.003208	0.029336	May-17
Jun-17 ONE Gas	OGS	69.81	-0.01189	0	0.003067	-0.014956	Jun-17
Jul-17 ONE Gas	OGS	72.78	0.042544	0	0.00315	0.039394	Jul-17
Aug-17 ONE Gas	OGS	75.24	0.039571	0.42	0.003083	0.036488	Aug-17
Sep-17 ONE Gas	OGS	73.64	-0.02127	0	0.003025	-0.02429	Sep-17
Oct-17 ONE Gas	OGS	76.98	0.045356	0	0.003	0.042356	Oct-17
Nov-17 ONE Gas	OGS	79.25	0.034944	0.42	0.003	0.031944	Nov-17
Dec-17 ONE Gas	OGS	73.26	-0.07558	0	0.002925	-0.078509	Dec-17
Jan-18 ONE Gas	OGS	70.83	-0.03317	0	0.002925	-0.036095	Jan-18
Feb-18 ONE Gas	OGS	63.59	-0.09572	0.46	0.002958	-0.09868	Feb-18
Mar-18 ONE Gas	OGS	66.02	0.038214	0	0.003225	0.034989	Mar-18
Apr-18 ONE Gas	OGS	69.72	0.056044	0	0.003208	0.052835	Apr-18
May-18 ONE Gas	OGS	75.05	0.083046	0.46	0.003325	0.079721	May-18
Jun-18 ONE Gas	OGS	74.74	-0.00413	0	0.0033	-0.007431	Jun-18
Jul-18 ONE Gas	OGS	77.04	0.030773	0	0.003225	0.027548	Jul-18
Aug-18 ONE Gas	OGS	78.53	0.025312	0.46	0.003233	0.022078	Aug-18
Sep-18 ONE Gas	OGS	82.28	0.047752	0	0.003233	0.044519	Sep-18

Oct-18 ONE Gas	OGS	78.91	-0.04096	0	0.00345	-0.044408	Oct-18
Nov-18 ONE Gas	OGS	85.09	0.084146	0.46	0.003517	0.08063	Nov-18
Dec-18 ONE Gas	OGS	79.6	-0.06452	0	0.00335	-0.06787	Dec-18
Jan-19 ONE Gas	OGS	82.15	0.032035	0	0.003275	0.02876	Jan-19
Feb-19 ONE Gas	OGS	86.45	0.05843	0.5	0.003158	0.055271	Feb-19
Mar-19 ONE Gas	OGS	89.03	0.029844	0	0.003158	0.026686	Mar-19
Apr-19 ONE Gas	OGS	88.52	-0.00573	0	0.003075	-0.008803	Apr-19
May-19 ONE Gas	OGS	87.56	-0.0052	0.5	0.003058	-0.008255	May-19
Jun-19 ONE Gas	OGS	90.3	0.031293	0	0.003058	0.028234	Jun-19
Jul-19 ONE Gas	OGS	91.18	0.009745	0	0.002742	0.007004	Jul-19
Aug-19 ONE Gas	OGS	91.61	0.0102	0.5	0.002742	0.007458	Aug-19
Sep-19 ONE Gas	OGS	96.11	0.049121	0	0.002483	0.046638	Sep-19
Oct-19 ONE Gas	OGS	92.84	-0.03402	0	0.002525	-0.036549	Oct-19
Nov-19 ONE Gas	OGS	88.87	-0.03738	0.5	0.002558	-0.039934	Nov-19
Dec-19 ONE Gas	OGS	93.57	0.052886	0	0.002508	0.050378	Dec-19
Jan-20 ONE Gas	OGS	94.5	0.009939	0	0.00235	0.007589	Jan-20
Feb-20 ONE Gas	OGS	82.14	-0.12508	0.54	0.00245	-0.127529	Feb-20
Mar-20 ONE Gas	OGS	83.62	0.018018	0	0.002317	0.015701	Mar-20
Apr-20 ONE Gas	OGS	79.71	-0.04676	0	0.002025	-0.048784	Apr-20
May-20 ONE Gas	OGS	83.97	0.060218	0.54	0.002075	0.058143	May-20
Jun-20 ONE Gas	OGS	77.05	-0.08241	0	0.002008	-0.084419	Jun-20
Jul-20 ONE Gas	OGS	75.7	-0.01752	0	0.001692	-0.019213	Jul-20
Aug-20 ONE Gas	OGS	74.12	-0.01374	0.54	0.001875	-0.015613	Aug-20
Sep-20 ONE Gas	OGS	69.01	-0.06894	0	0.001925	-0.070867	Sep-20
Oct-20 ONE Gas	OGS	69.04	0.000435	0	0.001958	-0.001524	Oct-20
Nov-20 ONE Gas	OGS	79.18	0.154693	0.54	0.001917	0.152776	Nov-20
Dec-20 ONE Gas	OGS	76.77	-0.03044	0	0.001883	-0.03232	Dec-20
Jan-21 ONE Gas	OGS	73.13	-0.04741	0	0.002042	-0.049456	Jan-21
Feb-21 ONE Gas	OGS	66.97	-0.0763	0.58	0.00225	-0.078552	Feb-21
Mar-21 ONE Gas	OGS	76.91	0.148425	0	0.002533	0.145891	Mar-21

Unique Index Number	Trading Date	Company Name	Ticker	Closing Price	Total Return	Dividend Amount	IbbotRf	RP	Trading Date
	Jan-26						0.0031		Jan-26
	Feb-26						0.0028		Feb-26
	Mar-26						0.0032		Mar-26
	Apr-26						0.0030		Apr-26
	May-26						0.0028		May-26
	Jun-26						0.0033		Jun-26
	Jul-26						0.0031		Jul-26
	Aug-26						0.0031		Aug-26
	Sep-26						0.0030		Sep-26
	Oct-26						0.0030		Oct-26
	Nov-26						0.0031		Nov-26
	Dec-26						0.0030		Dec-26
	Jan-27						0.0030		Jan-27
	Feb-27						0.0027		Feb-27
	Mar-27						0.0029		Mar-27
	Apr-27						0.0027		Apr-27
	May-27						0.0028		May-27
	Jun-27						0.0027		Jun-27
	Jul-27						0.0027		Jul-27
	Aug-27						0.0029		Aug-27
	Sep-27						0.0027		Sep-27
	Oct-27						0.0028		Oct-27
	Nov-27						0.0027		Nov-27
	Dec-27						0.0027		Dec-27
	Jan-28						0.0027		Jan-28
	Feb-28						0.0025		Feb-28
	Mar-28						0.0027		Mar-28
	Apr-28						0.0026		Apr-28
	May-28						0.0027		May-28
	Jun-28						0.0027		Jun-28
	Jul-28						0.0027		Jul-28
	Aug-28						0.0029		Aug-28
	Sep-28						0.0027		Sep-28
	Oct-28						0.0030		Oct-28
	Nov-28						0.0027		Nov-28
	Dec-28						0.0029		Dec-28
	Jan-29						0.0029		Jan-29
	Feb-29						0.0027		Feb-29

Mar-29	0.0028	Mar-29
Apr-29	0.0034	Apr-29
May-29	0.0030	May-29
Jun-29	0.0029	Jun-29
Jul-29	0.0032	Jul-29
Aug-29	0.0030	Aug-29
Sep-29	0.0032	Sep-29
Oct-29	0.0031	Oct-29
Nov-29	0.0026	Nov-29
Dec-29	0.0031	Dec-29
Jan-30	0.0029	Jan-30
Feb-30	0.0026	Feb-30
Mar-30	0.0029	Mar-30
Apr-30	0.0027	Apr-30
May-30	0.0027	May-30
Jun-30	0.0029	Jun-30
Jul-30	0.0028	Jul-30
Aug-30	0.0026	Aug-30
Sep-30	0.0029	Sep-30
Oct-30	0.0027	Oct-30
Nov-30	0.0026	Nov-30
Dec-30	0.0028	Dec-30
Jan-31	0.0028	Jan-31
Feb-31	0.0026	Feb-31
Mar-31	0.0029	Mar-31
Apr-31	0.0027	Apr-31
May-31	0.0026	May-31
Jun-31	0.0028	Jun-31
Jul-31	0.0027	Jul-31
Aug-31	0.0027	Aug-31
Sep-31	0.0027	Sep-31
Oct-31	0.0029	Oct-31
Nov-31	0.0031	Nov-31
Dec-31	0.0032	Dec-31
Jan-32	0.0032	Jan-32
Feb-32	0.0032	Feb-32
Mar-32	0.0031	Mar-32
Apr-32	0.0030	Apr-32
May-32	0.0028	May-32
Jun-32	0.0028	Jun-32
Jul-32	0.0028	Jul-32

Aug-32	0.0028	Aug-32
Sep-32	0.0026	Sep-32
Oct-32	0.0027	Oct-32
Nov-32	0.0026	Nov-32
Dec-32	0.0027	Dec-32
Jan-33	0.0027	Jan-33
Feb-33	0.0023	Feb-33
Mar-33	0.0027	Mar-33
Apr-33	0.0025	Apr-33
May-33	0.0028	May-33
Jun-33	0.0025	Jun-33
Jul-33	0.0026	Jul-33
Aug-33	0.0026	Aug-33
Sep-33	0.0025	Sep-33
Oct-33	0.0026	Oct-33
Nov-33	0.0025	Nov-33
Dec-33	0.0028	Dec-33
Jan-34	0.0029	Jan-34
Feb-34	0.0024	Feb-34
Mar-34	0.0027	Mar-34
Apr-34	0.0025	Apr-34
May-34	0.0025	May-34
Jun-34	0.0024	Jun-34
Jul-34	0.0024	Jul-34
Aug-34	0.0024	Aug-34
Sep-34	0.0023	Sep-34
Oct-34	0.0027	Oct-34
Nov-34	0.0025	Nov-34
Dec-34	0.0025	Dec-34
Jan-35	0.0025	Jan-35
Feb-35	0.0021	Feb-35
Mar-35	0.0022	Mar-35
Apr-35	0.0023	Apr-35
May-35	0.0023	May-35
Jun-35	0.0022	Jun-35
Jul-35	0.0024	Jul-35
Aug-35	0.0023	Aug-35
Sep-35	0.0023	Sep-35
Oct-35	0.0023	Oct-35
Nov-35	0.0024	Nov-35
Dec-35	0.0024	Dec-35

Jan-36	0.0024	Jan-36
Feb-36	0.0023	Feb-36
Mar-36	0.0024	Mar-36
Apr-36	0.0022	Apr-36
May-36	0.0022	May-36
Jun-36	0.0024	Jun-36
Jul-36	0.0023	Jul-36
Aug-36	0.0023	Aug-36
Sep-36	0.0021	Sep-36
Oct-36	0.0023	Oct-36
Nov-36	0.0022	Nov-36
Dec-36	0.0022	Dec-36
Jan-37	0.0021	Jan-37
Feb-37	0.0020	Feb-37
Mar-37	0.0022	Mar-37
Apr-37	0.0023	Apr-37
May-37	0.0022	May-37
Jun-37	0.0025	Jun-37
Jul-37	0.0024	Jul-37
Aug-37	0.0023	Aug-37
Sep-37	0.0023	Sep-37
Oct-37	0.0023	Oct-37
Nov-37	0.0024	Nov-37
Dec-37	0.0023	Dec-37
Jan-38	0.0023	Jan-38
Feb-38	0.0021	Feb-38
Mar-38	0.0023	Mar-38
Apr-38	0.0022	Apr-38
May-38	0.0022	May-38
Jun-38	0.0021	Jun-38
Jul-38	0.0021	Jul-38
Aug-38	0.0022	Aug-38
Sep-38	0.0021	Sep-38
Oct-38	0.0022	Oct-38
Nov-38	0.0021	Nov-38
Dec-38	0.0022	Dec-38
Jan-39	0.0021	Jan-39
Feb-39	0.0019	Feb-39
Mar-39	0.0021	Mar-39
Apr-39	0.0019	Apr-39
May-39	0.0020	May-39

Jun-39	0.0018	Jun-39
Jul-39	0.0019	Jul-39
Aug-39	0.0018	Aug-39
Sep-39	0.0019	Sep-39
Oct-39	0.0023	Oct-39
Nov-39	0.0020	Nov-39
Dec-39	0.0019	Dec-39
Jan-40	0.0020	Jan-40
Feb-40	0.0018	Feb-40
Mar-40	0.0019	Mar-40
Apr-40	0.0018	Apr-40
May-40	0.0019	May-40
Jun-40	0.0019	Jun-40
Jul-40	0.0020	Jul-40
Aug-40	0.0019	Aug-40
Sep-40	0.0018	Sep-40
Oct-40	0.0018	Oct-40
Nov-40	0.0018	Nov-40
Dec-40	0.0017	Dec-40
Jan-41	0.0016	Jan-41
Feb-41	0.0016	Feb-41
Mar-41	0.0018	Mar-41
Apr-41	0.0017	Apr-41
May-41	0.0017	May-41
Jun-41	0.0016	Jun-41
Jul-41	0.0016	Jul-41
Aug-41	0.0016	Aug-41
Sep-41	0.0016	Sep-41
Oct-41	0.0016	Oct-41
Nov-41	0.0014	Nov-41
Dec-41	0.0016	Dec-41
Jan-42	0.0021	Jan-42
Feb-42	0.0019	Feb-42
Mar-42	0.0021	Mar-42
Apr-42	0.0020	Apr-42
May-42	0.0019	May-42
Jun-42	0.0021	Jun-42
Jul-42	0.0021	Jul-42
Aug-42	0.0021	Aug-42
Sep-42	0.0020	Sep-42
Oct-42	0.0021	Oct-42

Nov-42	0.0020	Nov-42
Dec-42	0.0021	Dec-42
Jan-43	0.0020	Jan-43
Feb-43	0.0019	Feb-43
Mar-43	0.0021	Mar-43
Apr-43	0.0020	Apr-43
May-43	0.0019	May-43
Jun-43	0.0021	Jun-43
Jul-43	0.0021	Jul-43
Aug-43	0.0021	Aug-43
Sep-43	0.0020	Sep-43
Oct-43	0.0020	Oct-43
Nov-43	0.0021	Nov-43
Dec-43	0.0021	Dec-43
Jan-44	0.0021	Jan-44
Feb-44	0.0020	Feb-44
Mar-44	0.0021	Mar-44
Apr-44	0.0020	Apr-44
May-44	0.0022	May-44
Jun-44	0.0020	Jun-44
Jul-44	0.0021	Jul-44
Aug-44	0.0021	Aug-44
Sep-44	0.0020	Sep-44
Oct-44	0.0021	Oct-44
Nov-44	0.0020	Nov-44
Dec-44	0.0020	Dec-44
Jan-45	0.0021	Jan-45
Feb-45	0.0018	Feb-45
Mar-45	0.0020	Mar-45
Apr-45	0.0019	Apr-45
May-45	0.0019	May-45
Jun-45	0.0019	Jun-45
Jul-45	0.0018	Jul-45
Aug-45	0.0019	Aug-45
Sep-45	0.0018	Sep-45
Oct-45	0.0019	Oct-45
Nov-45	0.0018	Nov-45
Dec-45	0.0018	Dec-45
Jan-46	0.0017	Jan-46
Feb-46	0.0015	Feb-46
Mar-46	0.0016	Mar-46

Apr-46	0.0017	Apr-46
May-46	0.0018	May-46
Jun-46	0.0016	Jun-46
Jul-46	0.0019	Jul-46
Aug-46	0.0017	Aug-46
Sep-46	0.0018	Sep-46
Oct-46	0.0019	Oct-46
Nov-46	0.0018	Nov-46
Dec-46	0.0019	Dec-46
Jan-47	0.0018	Jan-47
Feb-47	0.0016	Feb-47
Mar-47	0.0018	Mar-47
Apr-47	0.0017	Apr-47
May-47	0.0017	May-47
Jun-47	0.0019	Jun-47
Jul-47	0.0018	Jul-47
Aug-47	0.0017	Aug-47
Sep-47	0.0018	Sep-47
Oct-47	0.0018	Oct-47
Nov-47	0.0017	Nov-47
Dec-47	0.0021	Dec-47
Jan-48	0.0020	Jan-48
Feb-48	0.0019	Feb-48
Mar-48	0.0022	Mar-48
Apr-48	0.0020	Apr-48
May-48	0.0018	May-48
Jun-48	0.0021	Jun-48
Jul-48	0.0019	Jul-48
Aug-48	0.0021	Aug-48
Sep-48	0.0020	Sep-48
Oct-48	0.0019	Oct-48
Nov-48	0.0021	Nov-48
Dec-48	0.0020	Dec-48
Jan-49	0.0020	Jan-49
Feb-49	0.0018	Feb-49
Mar-49	0.0019	Mar-49
Apr-49	0.0018	Apr-49
May-49	0.0020	May-49
Jun-49	0.0019	Jun-49
Jul-49	0.0017	Jul-49
Aug-49	0.0019	Aug-49

Sep-49	0.0017	Sep-49
Oct-49	0.0018	Oct-49
Nov-49	0.0017	Nov-49
Dec-49	0.0017	Dec-49
Jan-50	0.0018	Jan-50
Feb-50	0.0016	Feb-50
Mar-50	0.0018	Mar-50
Apr-50	0.0016	Apr-50
May-50	0.0019	May-50
Jun-50	0.0017	Jun-50
Jul-50	0.0018	Jul-50
Aug-50	0.0018	Aug-50
Sep-50	0.0017	Sep-50
Oct-50	0.0019	Oct-50
Nov-50	0.0018	Nov-50
Dec-50	0.0018	Dec-50
Jan-51	0.0020	Jan-51
Feb-51	0.0017	Feb-51
Mar-51	0.0019	Mar-51
Apr-51	0.0020	Apr-51
May-51	0.0021	May-51
Jun-51	0.0020	Jun-51
Jul-51	0.0023	Jul-51
Aug-51	0.0021	Aug-51
Sep-51	0.0019	Sep-51
Oct-51	0.0023	Oct-51
Nov-51	0.0021	Nov-51
Dec-51	0.0022	Dec-51
Jan-52	0.0023	Jan-52
Feb-52	0.0021	Feb-52
Mar-52	0.0023	Mar-52
Apr-52	0.0022	Apr-52
May-52	0.0020	May-52
Jun-52	0.0022	Jun-52
Jul-52	0.0022	Jul-52
Aug-52	0.0021	Aug-52
Sep-52	0.0023	Sep-52
Oct-52	0.0023	Oct-52
Nov-52	0.0021	Nov-52
Dec-52	0.0024	Dec-52
Jan-53	0.0023	Jan-53

Feb-53	0.0021	Feb-53
Mar-53	0.0025	Mar-53
Apr-53	0.0024	Apr-53
May-53	0.0024	May-53
Jun-53	0.0027	Jun-53
Jul-53	0.0025	Jul-53
Aug-53	0.0025	Aug-53
Sep-53	0.0025	Sep-53
Oct-53	0.0023	Oct-53
Nov-53	0.0024	Nov-53
Dec-53	0.0024	Dec-53
Jan-54	0.0023	Jan-54
Feb-54	0.0022	Feb-54
Mar-54	0.0025	Mar-54
Apr-54	0.0022	Apr-54
May-54	0.0020	May-54
Jun-54	0.0025	Jun-54
Jul-54	0.0022	Jul-54
Aug-54	0.0023	Aug-54
Sep-54	0.0022	Sep-54
Oct-54	0.0021	Oct-54
Nov-54	0.0023	Nov-54
Dec-54	0.0023	Dec-54
Jan-55	0.0022	Jan-55
Feb-55	0.0022	Feb-55
Mar-55	0.0024	Mar-55
Apr-55	0.0022	Apr-55
May-55	0.0025	May-55
Jun-55	0.0023	Jun-55
Jul-55	0.0023	Jul-55
Aug-55	0.0027	Aug-55
Sep-55	0.0024	Sep-55
Oct-55	0.0025	Oct-55
Nov-55	0.0024	Nov-55
Dec-55	0.0024	Dec-55
Jan-56	0.0025	Jan-56
Feb-56	0.0023	Feb-56
Mar-56	0.0023	Mar-56
Apr-56	0.0026	Apr-56
May-56	0.0026	May-56
Jun-56	0.0023	Jun-56

Jul-56				0.0026			Jul-56
Aug-56				0.0026			Aug-56
Sep-56				0.0025			Sep-56
Oct-56				0.0029			Oct-56
Nov-56				0.0027			Nov-56
Dec-56				0.0028			Dec-56
Jan-57				0.0029			Jan-57
Feb-57				0.0025			Feb-57
Mar-57				0.0026			Mar-57
Apr-57				0.0029			Apr-57
May-57				0.0029			May-57
Jun-57				0.0025			Jun-57
Jul-57				0.0033			Jul-57
Aug-57				0.0030			Aug-57
Sep-57				0.0031			Sep-57
Oct-57				0.0031			Oct-57
Nov-57				0.0029			Nov-57
Dec-57				0.0029			Dec-57
Jan-58				0.0027			Jan-58
Feb-58				0.0025			Feb-58
Mar-58				0.0027			Mar-58
Apr-58				0.0026			Apr-58
May-58				0.0024			May-58
Jun-58				0.0027			Jun-58
Jul-58				0.0027			Jul-58
Aug-58				0.0027			Aug-58
75	Sep-58 SOUTH JERSEY GAS CO	-36.75	-66	0	0.0032		Sep-58
75	Oct-58 SOUTH JERSEY GAS CO	38.75	0.054422	0	0.0032	0.0512	Oct-58
75	Nov-58 SOUTH JERSEY GAS CO	38.75	0	0	0.0028	-0.0028	Nov-58
75	Dec-58 SOUTH JERSEY GAS CO	48.75	0.268387	0.4	0.0033	0.2651	Dec-58
75	Jan-59 SOUTH JERSEY GAS CO	44.5	-0.08718	0	0.0031	-0.0903	Jan-59
75	Feb-59 SOUTH JERSEY GAS CO	49.5	0.11236	0	0.0031	0.1093	Feb-59
75	Mar-59 SOUTH JERSEY GAS CO	49.375	0.005556	0.4	0.0035	0.0021	Mar-59
75	Apr-59 SOUTH JERSEY GAS CO	51	0.032911	0	0.0033	0.0296	Apr-59
75	May-59 SOUTH JERSEY GAS CO	25.5	0	0	0.0033	-0.0033	May-59
75	Jun-59 SOUTH JERSEY GAS CO	24.75	-0.02059	0.225	0.0036	-0.0242	Jun-59
75	Jul-59 SOUTH JERSEY GAS CO	27.25	0.10101	0	0.0035	0.0975	Jul-59
75	Aug-59 SOUTH JERSEY GAS CO	27.375	0.004587	0	0.0035	0.0011	Aug-59
75	Sep-59 SOUTH JERSEY GAS CO	24.75	-0.08767	0.225	0.0034	-0.0911	Sep-59
75	Oct-59 SOUTH JERSEY GAS CO	24.625	-0.00505	0	0.0035	-0.0086	Oct-59
75	Nov-59 SOUTH JERSEY GAS CO	25.375	0.030457	0	0.0035	0.0270	Nov-59

75	Dec-59	SOUTH JERSEY GAS CO	23.875	-0.05025	0.225	0.0036	-0.0538	Dec-59	
75	Jan-60	SOUTH JERSEY GAS CO	25	0.04712	0	0.0035	0.0436	Jan-60	
75	Feb-60	SOUTH JERSEY GAS CO	24	-0.04	0	0.0037	-0.0437	Feb-60	
75	Mar-60	SOUTH JERSEY GAS CO	23.125	-0.02604	0.25	0.0036	-0.0296	Mar-60	
75	Apr-60	SOUTH JERSEY GAS CO	24.125	0.043243	0	0.0032	0.0400	Apr-60	
75	May-60	SOUTH JERSEY GAS CO	24	-0.00518	0	0.0037	-0.0089	May-60	
75	Jun-60	SOUTH JERSEY GAS CO	24.125	0.015625	0.25	0.0034	0.0122	Jun-60	
75	Jul-60	SOUTH JERSEY GAS CO	26.75	0.108808	0	0.0032	0.1056	Jul-60	
75	Aug-60	SOUTH JERSEY GAS CO	-28.375	0.060748	0	0.0034	0.0573	Aug-60	
75	Sep-60	SOUTH JERSEY GAS CO	25.75	-0.0837	0.25	0.0032	-0.0869	Sep-60	
75	Oct-60	SOUTH JERSEY GAS CO	25.875	0.004854	0	0.0033	0.0016	Oct-60	
75	Nov-60	SOUTH JERSEY GAS CO	28.25	0.091787	0	0.0032	0.0886	Nov-60	
75	Dec-60	SOUTH JERSEY GAS CO	28	0.000885	0.275	0.0033	-0.0024	Dec-60	
75	Jan-61	SOUTH JERSEY GAS CO	30.5	0.089286	0	0.0033	0.0860	Jan-61	
75	Feb-61	SOUTH JERSEY GAS CO	35.625	0.168033	0	0.0030	0.1650	Feb-61	
75	Mar-61	SOUTH JERSEY GAS CO	32.5	-0.08	0.275	0.0031	-0.0831	Mar-61	
75	Apr-61	SOUTH JERSEY GAS CO	38	0.169231	0	0.0031	0.1661	Apr-61	
75	May-61	SOUTH JERSEY GAS CO	-43.25	0.138158	0	0.0034	0.1348	May-61	
75	Jun-61	SOUTH JERSEY GAS CO	-41.125	-0.04278	0.275	0.0032	-0.0460	Jun-61	
75	Jul-61	SOUTH JERSEY GAS CO	40.625	-0.01216	0	0.0033	-0.0155	Jul-61	
75	Aug-61	SOUTH JERSEY GAS CO	45.75	0.132923	0.275	0.0033	0.1296	Aug-61	
75	Sep-61	SOUTH JERSEY GAS CO	47.25	0.032787	0	0.0032	0.0296	Sep-61	
75	Oct-61	SOUTH JERSEY GAS CO	44	-0.06878	0	0.0034	-0.0722	Oct-61	
75	Nov-61	SOUTH JERSEY GAS CO	47.5	0.079545	0	0.0032	0.0763	Nov-61	
75	Dec-61	SOUTH JERSEY GAS CO	44.5	-0.05684	0.3	0.0031	-0.0599	Dec-61	
75	Jan-62	SOUTH JERSEY GAS CO	40.375	-0.0927	0	0.0037	-0.0964	Jan-62	
75	Feb-62	SOUTH JERSEY GAS CO	41.875	0.037152	0	0.0032	0.0340	Feb-62	
75	Mar-62	SOUTH JERSEY GAS CO	-42.5	0.02209	0.3	0.0033	0.0188	Mar-62	
75	Apr-62	SOUTH JERSEY GAS CO	39.625	-0.06765	0	0.0033	-0.0709	Apr-62	
75	May-62	SOUTH JERSEY GAS CO	33	-0.16719	0	0.0032	-0.1704	May-62	
75	Jun-62	SOUTH JERSEY GAS CO	32	-0.02121	0.3	0.0030	-0.0242	Jun-62	
75	Jul-62	SOUTH JERSEY GAS CO	SJG	32.75	0.023438	0	0.0034	0.0200	Jul-62
75	Aug-62	SOUTH JERSEY GAS CO	SJG	33.75	0.039695	0.3	0.0034	0.0363	Aug-62
75	Sep-62	SOUTH JERSEY GAS CO	SJG	-32.875	-0.02593	0	0.0030	-0.0289	Sep-62
75	Oct-62	SOUTH JERSEY GAS CO	SJG	30.875	-0.06084	0	0.0035	-0.0643	Oct-62
75	Nov-62	SOUTH JERSEY GAS CO	SJG	33.5	0.08502	0	0.0031	0.0819	Nov-62
75	Dec-62	SOUTH JERSEY GAS CO	SJG	32.5	-0.0209	0.3	0.0032	-0.0241	Dec-62
75	Jan-63	SOUTH JERSEY GAS CO	SJG	36	0.107692	0	0.0032	0.1045	Jan-63
75	Feb-63	SOUTH JERSEY GAS CO	SJG	41	0.138889	0	0.0029	0.1360	Feb-63
75	Mar-63	SOUTH JERSEY GAS CO	SJG	38.75	-0.04756	0.3	0.0031	-0.0507	Mar-63
75	Apr-63	SOUTH JERSEY GAS CO	SJG	38.75	0.05	0	0.0034	0.0466	Apr-63

75	May-63	SOUTH JERSEY GAS CO	SJG	41.125	0.06129	0	0.0033	0.0580	May-63
75	Jun-63	SOUTH JERSEY GAS CO	SJG	40.75	-0.00182	0.3	0.0030	-0.0048	Jun-63
75	Jul-63	SOUTH JERSEY GAS CO	SJG	40	-0.01841	0	0.0036	-0.0220	Jul-63
75	Aug-63	SOUTH JERSEY GAS CO	SJG	41	0.025	0	0.0033	0.0217	Aug-63
75	Sep-63	SOUTH JERSEY GAS CO	SJG	37.25	-0.08415	0.3	0.0034	-0.0875	Sep-63
75	Oct-63	SOUTH JERSEY GAS CO	SJG	-37.75	0.013423	0	0.0034	0.0100	Oct-63
75	Nov-63	SOUTH JERSEY GAS CO	SJG	35.75	-0.05298	0	0.0032	-0.0562	Nov-63
75	Dec-63	SOUTH JERSEY GAS CO	SJG	35	-0.01259	0.3	0.0036	-0.0162	Dec-63
75	Jan-64	SOUTH JERSEY GAS CO	SJG	36.375	0.039286	0	0.0035	0.0358	Jan-64
75	Feb-64	SOUTH JERSEY GAS CO	SJG	35	-0.0378	0	0.0032	-0.0410	Feb-64
75	Mar-64	SOUTH JERSEY GAS CO	SJG	34.5	-0.00571	0.3	0.0037	-0.0094	Mar-64
75	Apr-64	SOUTH JERSEY GAS CO	SJG	33.75	-0.02174	0	0.0035	-0.0252	Apr-64
75	May-64	SOUTH JERSEY GAS CO	SJG	33.625	-0.0037	0	0.0032	-0.0069	May-64
75	Jun-64	SOUTH JERSEY GAS CO	SJG	33.75	0.013383	0.325	0.0038	0.0096	Jun-64
75	Jul-64	SOUTH JERSEY GAS CO	SJG	34.625	0.025926	0	0.0035	0.0224	Jul-64
75	Aug-64	SOUTH JERSEY GAS CO	SJG	35.625	0.028881	0	0.0035	0.0254	Aug-64
75	Sep-64	SOUTH JERSEY GAS CO	SJG	35.125	-0.00491	0.325	0.0034	-0.0083	Sep-64
75	Oct-64	SOUTH JERSEY GAS CO	SJG	36	0.024911	0	0.0034	0.0215	Oct-64
75	Nov-64	SOUTH JERSEY GAS CO	SJG	35.375	-0.01736	0	0.0035	-0.0209	Nov-64
75	Dec-64	SOUTH JERSEY GAS CO	SJG	34.625	-0.01201	0.325	0.0035	-0.0155	Dec-64
75	Jan-65	SOUTH JERSEY GAS CO	SJG	-35.688	0.030686	0	0.0033	0.0274	Jan-65
75	Feb-65	SOUTH JERSEY GAS CO	SJG	36.5	0.022767	0	0.0032	0.0196	Feb-65
75	Mar-65	SOUTH JERSEY GAS CO	SJG	-36.625	0.012329	0.325	0.0038	0.0085	Mar-65
75	Apr-65	SOUTH JERSEY GAS CO	SJG	36.375	-0.00683	0	0.0033	-0.0101	Apr-65
75	May-65	SOUTH JERSEY GAS CO	SJG	37	0.017182	0	0.0033	0.0139	May-65
75	Jun-65	SOUTH JERSEY GAS CO	SJG	-34.75	-0.05203	0.325	0.0038	-0.0558	Jun-65
75	Jul-65	SOUTH JERSEY GAS CO	SJG	34.5	0.042446	0	0.0034	0.0390	Jul-65
75	Aug-65	SOUTH JERSEY GAS CO	SJG	35.5	0.028986	0	0.0037	0.0253	Aug-65
75	Sep-65	SOUTH JERSEY GAS CO	SJG	33.5	-0.04718	0.325	0.0035	-0.0507	Sep-65
75	Oct-65	SOUTH JERSEY GAS CO	SJG	33.25	-0.00746	0	0.0034	-0.0109	Oct-65
75	Nov-65	SOUTH JERSEY GAS CO	SJG	32	-0.03759	0	0.0037	-0.0413	Nov-65
75	Dec-65	SOUTH JERSEY GAS CO	SJG	31	-0.02109	0.325	0.0037	-0.0248	Dec-65
75	Jan-66	SOUTH JERSEY GAS CO	SJG	31	0	0	0.0038	-0.0038	Jan-66
75	Feb-66	SOUTH JERSEY GAS CO	SJG	30.875	-0.00403	0	0.0034	-0.0074	Feb-66
75	Mar-66	SOUTH JERSEY GAS CO	SJG	30.125	-0.01377	0.325	0.0040	-0.0178	Mar-66
75	Apr-66	SOUTH JERSEY GAS CO	SJG	30	-0.00415	0	0.0036	-0.0077	Apr-66
75	May-66	SOUTH JERSEY GAS CO	SJG	30	0	0	0.0041	-0.0041	May-66
75	Jun-66	SOUTH JERSEY GAS CO	SJG	27.75	-0.06333	0.35	0.0039	-0.0672	Jun-66
75	Jul-66	SOUTH JERSEY GAS CO	SJG	-28	0.009009	0	0.0038	0.0052	Jul-66
75	Aug-66	SOUTH JERSEY GAS CO	SJG	27	-0.03571	0	0.0043	-0.0400	Aug-66
75	Sep-66	SOUTH JERSEY GAS CO	SJG	26.375	-0.01019	0.35	0.0041	-0.0143	Sep-66

75	Oct-66	SOUTH JERSEY GAS CO	SJG	27.5	0.042654	0	0.0040	0.0387	Oct-66
75	Nov-66	SOUTH JERSEY GAS CO	SJG	27.25	-0.00909	0	0.0038	-0.0129	Nov-66
75	Dec-66	SOUTH JERSEY GAS CO	SJG	26.75	-0.00551	0.35	0.0039	-0.0094	Dec-66
75	Jan-67	SOUTH JERSEY GAS CO	SJG	28	0.046729	0	0.0040	0.0427	Jan-67
75	Feb-67	SOUTH JERSEY GAS CO	SJG	-28.375	0.013393	0	0.0034	0.0100	Feb-67
75	Mar-67	SOUTH JERSEY GAS CO	SJG	29.5	0.051982	0.35	0.0039	0.0481	Mar-67
75	Apr-67	SOUTH JERSEY GAS CO	SJG	29.125	-0.01271	0	0.0035	-0.0162	Apr-67
75	May-67	SOUTH JERSEY GAS CO	SJG	30.25	0.038627	0	0.0043	0.0343	May-67
75	Jun-67	SOUTH JERSEY GAS CO	SJG	30	0.003306	0.35	0.0039	-0.0006	Jun-67
75	Jul-67	SOUTH JERSEY GAS CO	SJG	29	0.015	0	0.0043	0.0107	Jul-67
75	Aug-67	SOUTH JERSEY GAS CO	SJG	28.5	-0.01724	0	0.0042	-0.0214	Aug-67
75	Sep-67	SOUTH JERSEY GAS CO	SJG	28.875	0.025439	0.35	0.0040	0.0214	Sep-67
75	Oct-67	SOUTH JERSEY GAS CO	SJG	26.75	-0.07359	0	0.0045	-0.0781	Oct-67
75	Nov-67	SOUTH JERSEY GAS CO	SJG	-27.75	0.037383	0	0.0045	0.0329	Nov-67
75	Dec-67	SOUTH JERSEY GAS CO	SJG	27.75	0.012613	0.35	0.0044	0.0082	Dec-67
75	Jan-68	SOUTH JERSEY GAS CO	SJG	28.5	0.027027	0	0.0050	0.0220	Jan-68
75	Feb-68	SOUTH JERSEY GAS CO	SJG	29.5	0.035088	0	0.0042	0.0309	Feb-68
75	Mar-68	SOUTH JERSEY GAS CO	SJG	28	-0.03898	0.35	0.0043	-0.0433	Mar-68
75	Apr-68	SOUTH JERSEY GAS CO	SJG	28.125	0.004464	0	0.0049	-0.0004	Apr-68
75	May-68	SOUTH JERSEY GAS CO	SJG	30.5	0.084444	0	0.0046	0.0798	May-68
75	Jun-68	SOUTH JERSEY GAS CO	SJG	30.25	0.003279	0.35	0.0042	-0.0009	Jun-68
75	Jul-68	SOUTH JERSEY GAS CO	SJG	-30.375	0.054339	0	0.0048	0.0495	Jul-68
75	Aug-68	SOUTH JERSEY GAS CO	SJG	30.5	0.004115	0	0.0042	-0.0001	Aug-68
75	Sep-68	SOUTH JERSEY GAS CO	SJG	31.75	0.052459	0.35	0.0044	0.0481	Sep-68
75	Oct-68	SOUTH JERSEY GAS CO	SJG	31	-0.02362	0	0.0045	-0.0281	Oct-68
75	Nov-68	SOUTH JERSEY GAS CO	SJG	31.375	0.012097	0	0.0043	0.0078	Nov-68
75	Dec-68	SOUTH JERSEY GAS CO	SJG	-30.875	-0.00478	0.35	0.0049	-0.0097	Dec-68
75	Jan-69	SOUTH JERSEY GAS CO	SJG	30.375	-0.01619	0	0.0050	-0.0212	Jan-69
75	Feb-69	SOUTH JERSEY GAS CO	SJG	29.5	-0.01728	0.35	0.0046	-0.0219	Feb-69
75	Mar-69	SOUTH JERSEY GAS CO	SJG	29	-0.01695	0	0.0047	-0.0216	Mar-69
75	Apr-69	SOUTH JERSEY GAS CO	SJG	28	-0.03131	0	0.0055	-0.0368	Apr-69
75	May-69	SOUTH JERSEY GAS CO	SJG	27.125	-0.03125	0	0.0047	-0.0360	May-69
75	Jun-69	SOUTH JERSEY GAS CO	SJG	26	-0.02802	0.365	0.0055	-0.0335	Jun-69
75	Jul-69	SOUTH JERSEY GAS CO	SJG	25.875	-0.00481	0	0.0052	-0.0100	Jul-69
75	Aug-69	SOUTH JERSEY GAS CO	SJG	25.875	0	0	0.0048	-0.0048	Aug-69
75	Sep-69	SOUTH JERSEY GAS CO	SJG	25	-0.01971	0.365	0.0055	-0.0252	Sep-69
75	Oct-69	SOUTH JERSEY GAS CO	SJG	-24.875	-0.005	0	0.0057	-0.0107	Oct-69
75	Nov-69	SOUTH JERSEY GAS CO	SJG	23.625	-0.05025	0	0.0049	-0.0552	Nov-69
75	Dec-69	SOUTH JERSEY GAS CO	SJG	22.875	-0.0163	0.365	0.0060	-0.0223	Dec-69
75	Jan-70	SOUTH JERSEY GAS CO	SJG	23.375	0.021858	0	0.0056	0.0163	Jan-70
75	Feb-70	SOUTH JERSEY GAS CO	SJG	23.375	0	0	0.0052	-0.0052	Feb-70

75	Mar-70	SOUTH JERSEY GAS CO	SJG	-24.188	0.050374	0.365	0.0056	0.0448	Mar-70
75	Apr-70	SOUTH JERSEY INDS INC	SJI	24	-0.00775	0	0.0054	-0.0132	Apr-70
75	May-70	SOUTH JERSEY INDS INC	SJI	21.625	-0.09896	0	0.0055	-0.1045	May-70
75	Jun-70	SOUTH JERSEY INDS INC	SJI	-21.688	0.020462	0.38	0.0064	0.0141	Jun-70
75	Jul-70	SOUTH JERSEY INDS INC	SJI	21.75	0.002882	0	0.0059	-0.0030	Jul-70
75	Aug-70	SOUTH JERSEY INDS INC	SJI	22.5	0.034483	0	0.0057	0.0288	Aug-70
75	Sep-70	SOUTH JERSEY INDS INC	SJI	-23.375	0.055778	0.38	0.0056	0.0502	Sep-70
75	Oct-70	SOUTH JERSEY INDS INC	SJI	23.625	0.010695	0	0.0055	0.0052	Oct-70
75	Nov-70	SOUTH JERSEY INDS INC	SJI	24.5	0.037037	0	0.0058	0.0312	Nov-70
75	Dec-70	SOUTH JERSEY INDS INC	SJI	23.5	-0.02531	0.38	0.0053	-0.0306	Dec-70
75	Jan-71	SOUTH JERSEY INDS INC	SJI	-28.688	0.220745	0	0.0051	0.2156	Jan-71
75	Feb-71	SOUTH JERSEY INDS INC	SJI	27.5	-0.04139	0	0.0046	-0.0460	Feb-71
75	Mar-71	SOUTH JERSEY INDS INC	SJI	26.5	-0.02255	0.38	0.0056	-0.0281	Mar-71
75	Apr-71	SOUTH JERSEY INDS INC	SJI	26.375	-0.00472	0	0.0048	-0.0095	Apr-71
75	May-71	SOUTH JERSEY INDS INC	SJI	-28	0.061611	0	0.0047	0.0569	May-71
75	Jun-71	SOUTH JERSEY INDS INC	SJI	25.5	-0.03018	0.38	0.0056	-0.0358	Jun-71
75	Jul-71	SOUTH JERSEY INDS INC	SJI	25	-0.01961	0	0.0052	-0.0248	Jul-71
75	Aug-71	SOUTH JERSEY INDS INC	SJI	24.5	-0.02	0	0.0055	-0.0255	Aug-71
75	Sep-71	SOUTH JERSEY INDS INC	SJI	24.625	0.020612	0.38	0.0049	0.0157	Sep-71
75	Oct-71	SOUTH JERSEY INDS INC	SJI	24.375	-0.01015	0	0.0047	-0.0149	Oct-71
75	Nov-71	SOUTH JERSEY INDS INC	SJI	24.75	0.015385	0	0.0051	0.0103	Nov-71
75	Dec-71	SOUTH JERSEY INDS INC	SJI	24.25	-0.00485	0.38	0.0050	-0.0098	Dec-71
75	Jan-72	SOUTH JERSEY INDS INC	SJI	24.875	0.025773	0	0.0050	0.0208	Jan-72
75	Feb-72	SOUTH JERSEY INDS INC	SJI	25.125	0.01005	0	0.0047	0.0054	Feb-72
75	Mar-72	SOUTH JERSEY INDS INC	SJI	24.75	0.000199	0.38	0.0049	-0.0047	Mar-72
75	Apr-72	SOUTH JERSEY INDS INC	SJI	24	-0.0303	0	0.0048	-0.0351	Apr-72
75	May-72	SOUTH JERSEY INDS INC	SJI	23.375	-0.02604	0	0.0055	-0.0315	May-72
75	Jun-72	SOUTH JERSEY INDS INC	SJI	22.25	-0.03187	0.38	0.0049	-0.0368	Jun-72
75	Jul-72	SOUTH JERSEY INDS INC	SJI	22.5	0.011236	0	0.0051	0.0061	Jul-72
75	Aug-72	SOUTH JERSEY INDS INC	SJI	22.375	-0.00556	0	0.0049	-0.0105	Aug-72
75	Sep-72	SOUTH JERSEY INDS INC	SJI	-21.938	-0.00257	0.38	0.0047	-0.0073	Sep-72
75	Oct-72	SOUTH JERSEY INDS INC	SJI	22	0.002849	0	0.0052	-0.0024	Oct-72
75	Nov-72	SOUTH JERSEY INDS INC	SJI	-23.875	0.085227	0	0.0048	0.0804	Nov-72
75	Dec-72	SOUTH JERSEY INDS INC	SJI	23.5	0.000209	0.38	0.0045	-0.0043	Dec-72
75	Jan-73	SOUTH JERSEY INDS INC	SJI	22.25	-0.05319	0	0.0054	-0.0586	Jan-73
75	Feb-73	SOUTH JERSEY INDS INC	SJI	21.875	-0.01685	0	0.0051	-0.0220	Feb-73
75	Mar-73	SOUTH JERSEY INDS INC	SJI	21.875	0.017371	0.38	0.0056	0.0118	Mar-73
75	Apr-73	SOUTH JERSEY INDS INC	SJI	22.125	0.011429	0	0.0057	0.0057	Apr-73
75	May-73	SOUTH JERSEY INDS INC	SJI	21.25	-0.03955	0	0.0058	-0.0453	May-73
75	Jun-73	SOUTH JERSEY INDS INC	SJI	22	0.053647	0.39	0.0055	0.0481	Jun-73
75	Jul-73	SOUTH JERSEY INDS INC	SJI	21.375	-0.02841	0	0.0061	-0.0345	Jul-73

75	Aug-73	SOUTH JERSEY INDS INC	SJI	20.25	-0.05263	0	0.0062	-0.0588	Aug-73
75	Sep-73	SOUTH JERSEY INDS INC	SJI	20.625	0.037778	0.39	0.0055	0.0323	Sep-73
75	Oct-73	SOUTH JERSEY INDS INC	SJI	19.875	-0.03636	0	0.0063	-0.0427	Oct-73
75	Nov-73	SOUTH JERSEY INDS INC	SJI	-17.875	-0.10063	0	0.0056	-0.1062	Nov-73
75	Dec-73	SOUTH JERSEY INDS INC	SJI	17	-0.02713	0.39	0.0060	-0.0331	Dec-73
75	Jan-74	SOUTH JERSEY INDS INC	SJI	18.125	0.066176	0	0.0061	0.0601	Jan-74
75	Feb-74	SOUTH JERSEY INDS INC	SJI	19.125	0.055172	0	0.0055	0.0497	Feb-74
75	Mar-74	SOUTH JERSEY INDS INC	SJI	-18.813	0.004052	0.39	0.0058	-0.0017	Mar-74
75	Apr-74	SOUTH JERSEY INDS INC	SJI	17	-0.09635	0	0.0068	-0.1031	Apr-74
75	May-74	SOUTH JERSEY INDS INC	SJI	15.625	-0.08088	0	0.0068	-0.0877	May-74
75	Jun-74	SOUTH JERSEY INDS INC	SJI	15	-0.01504	0.39	0.0061	-0.0211	Jun-74
75	Jul-74	SOUTH JERSEY INDS INC	SJI	14.75	-0.01667	0	0.0072	-0.0239	Jul-74
75	Aug-74	SOUTH JERSEY INDS INC	SJI	-13.875	-0.05932	0	0.0065	-0.0658	Aug-74
75	Sep-74	SOUTH JERSEY INDS INC	SJI	13	-0.03496	0.39	0.0071	-0.0421	Sep-74
75	Oct-74	SOUTH JERSEY INDS INC	SJI	12	-0.07692	0	0.0070	-0.0839	Oct-74
75	Nov-74	SOUTH JERSEY INDS INC	SJI	-11.938	-0.00521	0	0.0062	-0.0114	Nov-74
75	Dec-74	SOUTH JERSEY INDS INC	SJI	9.25	-0.19246	0.39	0.0067	-0.1992	Dec-74
75	Jan-75	SOUTH JERSEY INDS INC	SJI	13.75	0.486486	0	0.0068	0.4797	Jan-75
75	Feb-75	SOUTH JERSEY INDS INC	SJI	14	0.018182	0	0.0060	0.0122	Feb-75
75	Mar-75	SOUTH JERSEY INDS INC	SJI	14.25	0.045714	0.39	0.0066	0.0391	Mar-75
75	Apr-75	SOUTH JERSEY INDS INC	SJI	13.5	-0.05263	0	0.0067	-0.0593	Apr-75
75	May-75	SOUTH JERSEY INDS INC	SJI	-14.438	0.069444	0	0.0067	0.0627	May-75
75	Jun-75	SOUTH JERSEY INDS INC	SJI	15.375	0.091948	0.39	0.0070	0.0849	Jun-75
75	Jul-75	SOUTH JERSEY INDS INC	SJI	14.125	-0.0813	0	0.0068	-0.0881	Jul-75
75	Aug-75	SOUTH JERSEY INDS INC	SJI	12.875	-0.0885	0	0.0065	-0.0950	Aug-75
75	Sep-75	SOUTH JERSEY INDS INC	SJI	12.75	0.020583	0.39	0.0073	0.0133	Sep-75
75	Oct-75	SOUTH JERSEY INDS INC	SJI	13.375	0.04902	0	0.0072	0.0418	Oct-75
75	Nov-75	SOUTH JERSEY INDS INC	SJI	15.25	0.140187	0	0.0061	0.1341	Nov-75
75	Dec-75	SOUTH JERSEY INDS INC	SJI	-14.625	-0.01541	0.39	0.0074	-0.0228	Dec-75
75	Jan-76	SOUTH JERSEY INDS INC	SJI	16.125	0.102564	0	0.0065	0.0961	Jan-76
75	Feb-76	SOUTH JERSEY INDS INC	SJI	-16.313	0.011628	0	0.0060	0.0056	Feb-76
75	Mar-76	SOUTH JERSEY INDS INC	SJI	15.875	-0.00291	0.39	0.0071	-0.0100	Mar-76
75	Apr-76	SOUTH JERSEY INDS INC	SJI	15.625	-0.01575	0	0.0064	-0.0221	Apr-76
75	May-76	SOUTH JERSEY INDS INC	SJI	16.375	0.048	0	0.0059	0.0421	May-76
75	Jun-76	SOUTH JERSEY INDS INC	SJI	16.25	0.016183	0.39	0.0073	0.0089	Jun-76
75	Jul-76	SOUTH JERSEY INDS INC	SJI	16.25	0	0	0.0065	-0.0065	Jul-76
75	Aug-76	SOUTH JERSEY INDS INC	SJI	17.125	0.053846	0	0.0069	0.0469	Aug-76
75	Sep-76	SOUTH JERSEY INDS INC	SJI	17.25	0.030073	0.39	0.0064	0.0237	Sep-76
75	Oct-76	SOUTH JERSEY INDS INC	SJI	17.875	0.036232	0	0.0061	0.0301	Oct-76
75	Nov-76	SOUTH JERSEY INDS INC	SJI	18.125	0.013986	0	0.0066	0.0074	Nov-76
75	Dec-76	SOUTH JERSEY INDS INC	SJI	18.5	0.042207	0.39	0.0063	0.0359	Dec-76

75	Jan-77	SOUTH JERSEY INDS INC	SJI	18.875	0.02027	0	0.0059	0.0144	Jan-77
75	Feb-77	SOUTH JERSEY INDS INC	SJI	18.375	-0.02649	0	0.0057	-0.0322	Feb-77
75	Mar-77	SOUTH JERSEY INDS INC	SJI	17.875	-0.00599	0.39	0.0065	-0.0125	Mar-77
75	Apr-77	SOUTH JERSEY INDS INC	SJI	17.875	0	0	0.0061	-0.0061	Apr-77
75	May-77	SOUTH JERSEY INDS INC	SJI	18.25	0.020979	0	0.0067	0.0143	May-77
75	Jun-77	SOUTH JERSEY INDS INC	SJI	18.5	0.035068	0.39	0.0062	0.0289	Jun-77
75	Jul-77	SOUTH JERSEY INDS INC	SJI	19	0.027027	0	0.0059	0.0211	Jul-77
75	Aug-77	SOUTH JERSEY INDS INC	SJI	20.375	0.072368	0	0.0067	0.0657	Aug-77
75	Sep-77	SOUTH JERSEY INDS INC	SJI	19.75	-0.0108	0.405	0.0061	-0.0169	Sep-77
75	Oct-77	SOUTH JERSEY INDS INC	SJI	-18.375	-0.06962	0	0.0063	-0.0759	Oct-77
75	Nov-77	SOUTH JERSEY INDS INC	SJI	18.5	0.006803	0	0.0063	0.0005	Nov-77
75	Dec-77	SOUTH JERSEY INDS INC	SJI	-18.313	0.011757	0.405	0.0062	0.0056	Dec-77
75	Jan-78	SOUTH JERSEY INDS INC	SJI	18.25	-0.00341	0	0.0069	-0.0103	Jan-78
75	Feb-78	SOUTH JERSEY INDS INC	SJI	18.125	-0.00685	0	0.0060	-0.0128	Feb-78
75	Mar-78	SOUTH JERSEY INDS INC	SJI	18.25	0.029241	0.405	0.0069	0.0223	Mar-78
75	Apr-78	SOUTH JERSEY INDS INC	SJI	18.375	0.006849	0	0.0063	0.0005	Apr-78
75	May-78	SOUTH JERSEY INDS INC	SJI	18.875	0.027211	0	0.0075	0.0197	May-78
75	Jun-78	SOUTH JERSEY INDS INC	SJI	19.125	0.035497	0.42	0.0069	0.0286	Jun-78
75	Jul-78	SOUTH JERSEY INDS INC	SJI	19.75	0.03268	0	0.0073	0.0254	Jul-78
75	Aug-78	SOUTH JERSEY INDS INC	SJI	19.25	-0.02532	0	0.0070	-0.0323	Aug-78
75	Sep-78	SOUTH JERSEY INDS INC	SJI	20	0.060779	0.42	0.0065	0.0543	Sep-78
75	Oct-78	SOUTH JERSEY INDS INC	SJI	18	-0.1	0	0.0073	-0.1073	Oct-78
75	Nov-78	SOUTH JERSEY INDS INC	SJI	18	0	0	0.0071	-0.0071	Nov-78
75	Dec-78	SOUTH JERSEY INDS INC	SJI	17	-0.03222	0.42	0.0068	-0.0390	Dec-78
75	Jan-79	SOUTH JERSEY INDS INC	SJI	-18.875	0.110294	0	0.0079	0.1024	Jan-79
75	Feb-79	SOUTH JERSEY INDS INC	SJI	18.5	-0.01987	0	0.0065	-0.0264	Feb-79
75	Mar-79	SOUTH JERSEY INDS INC	SJI	18.375	0.015946	0.42	0.0074	0.0085	Mar-79
75	Apr-79	SOUTH JERSEY INDS INC	SJI	17.5	-0.04762	0	0.0076	-0.0552	Apr-79
75	May-79	SOUTH JERSEY INDS INC	SJI	17.375	-0.00714	0	0.0077	-0.0148	May-79
75	Jun-79	SOUTH JERSEY INDS INC	SJI	18.75	0.104173	0.435	0.0071	0.0971	Jun-79
75	Jul-79	SOUTH JERSEY INDS INC	SJI	19.125	0.02	0	0.0076	0.0124	Jul-79
75	Aug-79	SOUTH JERSEY INDS INC	SJI	19.625	0.026144	0	0.0073	0.0188	Aug-79
75	Sep-79	SOUTH JERSEY INDS INC	SJI	19	-0.00968	0.435	0.0068	-0.0165	Sep-79
75	Oct-79	SOUTH JERSEY INDS INC	SJI	17.625	-0.07237	0	0.0082	-0.0806	Oct-79
75	Nov-79	SOUTH JERSEY INDS INC	SJI	19.875	0.12766	0	0.0083	0.1194	Nov-79
75	Dec-79	SOUTH JERSEY INDS INC	SJI	21	0.078491	0.435	0.0083	0.0702	Dec-79
75	Jan-80	SOUTH JERSEY INDS INC	SJI	21.5	0.02381	0	0.0083	0.0155	Jan-80
75	Feb-80	SOUTH JERSEY INDS INC	SJI	22.125	0.02907	0	0.0084	0.0207	Feb-80
75	Mar-80	SOUTH JERSEY INDS INC	SJI	18.75	-0.13153	0.465	0.0099	-0.1414	Mar-80
75	Apr-80	SOUTH JERSEY INDS INC	SJI	20.5	0.093333	0	0.0100	0.0833	Apr-80
75	May-80	SOUTH JERSEY INDS INC	SJI	22	0.073171	0	0.0087	0.0645	May-80

75	Jun-80	SOUTH JERSEY INDS INC	SJI	22	0.021136	0.465	0.0086	0.0125	Jun-80
75	Jul-80	SOUTH JERSEY INDS INC	SJI	23	0.045455	0	0.0084	0.0371	Jul-80
75	Aug-80	SOUTH JERSEY INDS INC	SJI	24.5	0.065217	0	0.0081	0.0571	Aug-80
75	Sep-80	SOUTH JERSEY INDS INC	SJI	26.875	0.115918	0.465	0.0097	0.1062	Sep-80
75	Oct-80	SOUTH JERSEY INDS INC	SJI	22.75	-0.15349	0	0.0097	-0.1632	Oct-80
75	Nov-80	SOUTH JERSEY INDS INC	SJI	21.5	-0.05495	0	0.0091	-0.0640	Nov-80
75	Dec-80	SOUTH JERSEY INDS INC	SJI	21	-0.00163	0.465	0.0108	-0.0124	Dec-80
75	Jan-81	SOUTH JERSEY INDS INC	SJI	19.875	-0.05357	0	0.0094	-0.0630	Jan-81
75	Feb-81	SOUTH JERSEY INDS INC	SJI	21.25	0.069182	0	0.0088	0.0604	Feb-81
75	Mar-81	SOUTH JERSEY INDS INC	SJI	20.875	0.005882	0.5	0.0111	-0.0052	Mar-81
75	Apr-81	SOUTH JERSEY INDS INC	SJI	19.5	-0.06587	0	0.0101	-0.0760	Apr-81
75	May-81	SOUTH JERSEY INDS INC	SJI	19.5	0	0	0.0104	-0.0104	May-81
75	Jun-81	SOUTH JERSEY INDS INC	SJI	19.375	0.019231	0.5	0.0109	0.0083	Jun-81
75	Jul-81	SOUTH JERSEY INDS INC	SJI	17.75	-0.08387	0	0.0109	-0.0948	Jul-81
75	Aug-81	SOUTH JERSEY INDS INC	SJI	18	0.014085	0	0.0110	0.0031	Aug-81
75	Sep-81	SOUTH JERSEY INDS INC	SJI	16.625	-0.04861	0.5	0.0114	-0.0600	Sep-81
75	Oct-81	SOUTH JERSEY INDS INC	SJI	16.875	0.015038	0	0.0117	0.0033	Oct-81
75	Nov-81	SOUTH JERSEY INDS INC	SJI	17.75	0.051852	0	0.0113	0.0406	Nov-81
75	Dec-81	SOUTH JERSEY INDS INC	SJI	16.75	-0.02817	0.5	0.0100	-0.0382	Dec-81
75	Jan-82	SOUTH JERSEY INDS INC	SJI	18	0.074627	0	0.0108	0.0638	Jan-82
75	Feb-82	SOUTH JERSEY INDS INC	SJI	-19.063	0.059028	0	0.0103	0.0487	Feb-82
75	Mar-82	SOUTH JERSEY INDS INC	SJI	19.375	0.045246	0.55	0.0124	0.0328	Mar-82
75	Apr-82	SOUTH JERSEY INDS INC	SJI	19.25	-0.00645	0	0.0112	-0.0177	Apr-82
75	May-82	SOUTH JERSEY INDS INC	SJI	18.375	-0.04546	0	0.0101	-0.0556	May-82
75	Jun-82	SOUTH JERSEY INDS INC	SJI	18.25	0.023129	0.55	0.0120	0.0111	Jun-82
75	Jul-82	SOUTH JERSEY INDS INC	SJI	17.625	-0.03425	0	0.0114	-0.0456	Jul-82
75	Aug-82	SOUTH JERSEY INDS INC	SJI	18.375	0.042553	0	0.0112	0.0314	Aug-82
75	Sep-82	SOUTH JERSEY INDS INC	SJI	19	0.063946	0.55	0.0100	0.0539	Sep-82
75	Oct-82	SOUTH JERSEY INDS INC	SJI	20.375	0.072368	0	0.0091	0.0633	Oct-82
75	Nov-82	SOUTH JERSEY INDS INC	SJI	21	0.030675	0	0.0094	0.0213	Nov-82
75	Dec-82	SOUTH JERSEY INDS INC	SJI	19.875	-0.02738	0.55	0.0093	-0.0367	Dec-82
75	Jan-83	SOUTH JERSEY INDS INC	SJI	20.625	0.037736	0	0.0087	0.0290	Jan-83
75	Feb-83	SOUTH JERSEY INDS INC	SJI	21.75	0.054545	0	0.0081	0.0464	Feb-83
75	Mar-83	SOUTH JERSEY INDS INC	SJI	21.625	0.02092	0.58	0.0089	0.0120	Mar-83
75	Apr-83	SOUTH JERSEY INDS INC	SJI	21.75	0.00578	0	0.0085	-0.0027	Apr-83
75	May-83	SOUTH JERSEY INDS INC	SJI	22.5	0.034483	0	0.0091	0.0254	May-83
75	Jun-83	SOUTH JERSEY INDS INC	SJI	19.875	-0.09089	0.58	0.0090	-0.0999	Jun-83
75	Jul-83	SOUTH JERSEY INDS INC	SJI	21.375	0.075472	0	0.0088	0.0667	Jul-83
75	Aug-83	SOUTH JERSEY INDS INC	SJI	22.375	0.046784	0	0.0103	0.0365	Aug-83
75	Sep-83	SOUTH JERSEY INDS INC	SJI	22.875	0.048268	0.58	0.0096	0.0387	Sep-83
75	Oct-83	SOUTH JERSEY INDS INC	SJI	24.875	0.087432	0	0.0095	0.0779	Oct-83

75	Nov-83	SOUTH JERSEY INDS INC	SJI	25.375	0.020101	0	0.0094	0.0107	Nov-83
75	Dec-83	SOUTH JERSEY INDS INC	SJI	22.25	-0.1003	0.58	0.0094	-0.1097	Dec-83
75	Jan-84	SOUTH JERSEY INDS INC	SJI	25	0.123596	0	0.0103	0.1133	Jan-84
75	Feb-84	SOUTH JERSEY INDS INC	SJI	24.75	-0.01	0	0.0092	-0.0192	Feb-84
75	Mar-84	SOUTH JERSEY INDS INC	SJI	22.375	-0.07131	0.61	0.0098	-0.0811	Mar-84
75	Apr-84	SOUTH JERSEY INDS INC	SJI	24.5	0.094972	0	0.0104	0.0846	Apr-84
75	May-84	SOUTH JERSEY INDS INC	SJI	23.875	-0.02551	0	0.0103	-0.0358	May-84
75	Jun-84	SOUTH JERSEY INDS INC	SJI	22.375	-0.03728	0.61	0.0106	-0.0479	Jun-84
75	Jul-84	SOUTH JERSEY INDS INC	SJI	22.625	0.011173	0	0.0116	-0.0004	Jul-84
75	Aug-84	SOUTH JERSEY INDS INC	SJI	23.5	0.038674	0	0.0106	0.0281	Aug-84
75	Sep-84	SOUTH JERSEY INDS INC	SJI	23.5	0.025957	0.61	0.0094	0.0166	Sep-84
75	Oct-84	SOUTH JERSEY INDS INC	SJI	25.625	0.090426	0	0.0108	0.0796	Oct-84
75	Nov-84	SOUTH JERSEY INDS INC	SJI	26.25	0.02439	0	0.0091	0.0153	Nov-84
75	Dec-84	SOUTH JERSEY INDS INC	SJI	27.375	0.066095	0.61	0.0098	0.0563	Dec-84
75	Jan-85	SOUTH JERSEY INDS INC	SJI	27.5	0.004566	0	0.0096	-0.0050	Jan-85
75	Feb-85	SOUTH JERSEY INDS INC	SJI	27.75	0.009091	0	0.0082	0.0009	Feb-85
75	Mar-85	SOUTH JERSEY INDS INC	SJI	27.625	0.017838	0.62	0.0094	0.0084	Mar-85
75	Apr-85	SOUTH JERSEY INDS INC	SJI	27.5	-0.00453	0	0.0102	-0.0147	Apr-85
75	May-85	SOUTH JERSEY INDS INC	SJI	29.25	0.063636	0	0.0097	0.0539	May-85
75	Jun-85	SOUTH JERSEY INDS INC	SJI	28.875	0.008376	0.62	0.0080	0.0004	Jun-85
75	Jul-85	SOUTH JERSEY INDS INC	SJI	27	-0.06494	0	0.0094	-0.0743	Jul-85
75	Aug-85	SOUTH JERSEY INDS INC	SJI	27.625	0.023148	0	0.0085	0.0146	Aug-85
75	Sep-85	SOUTH JERSEY INDS INC	SJI	26.25	-0.02733	0.62	0.0088	-0.0361	Sep-85
75	Oct-85	SOUTH JERSEY INDS INC	SJI	27.75	0.057143	0	0.0089	0.0482	Oct-85
75	Nov-85	SOUTH JERSEY INDS INC	SJI	29.75	0.072072	0	0.0081	0.0640	Nov-85
75	Dec-85	SOUTH JERSEY INDS INC	SJI	28.625	-0.01698	0.62	0.0086	-0.0256	Dec-85
75	Jan-86	SOUTH JERSEY INDS INC	SJI	29.125	0.017467	0	0.0079	0.0096	Jan-86
75	Feb-86	SOUTH JERSEY INDS INC	SJI	31.375	0.077253	0	0.0073	0.0700	Feb-86
75	Mar-86	SOUTH JERSEY INDS INC	SJI	33.625	0.091793	0.63	0.0071	0.0847	Mar-86
75	Apr-86	SOUTH JERSEY INDS INC	SJI	33.5	-0.00372	0	0.0063	-0.0100	Apr-86
75	May-86	SOUTH JERSEY INDS INC	SJI	37.5	0.119403	0	0.0062	0.1132	May-86
75	Jun-86	SOUTH JERSEY INDS INC	SJI	37.625	0.020133	0.63	0.0070	0.0131	Jun-86
75	Jul-86	SOUTH JERSEY INDS INC	SJI	37	-0.01661	0	0.0066	-0.0232	Jul-86
75	Aug-86	SOUTH JERSEY INDS INC	SJI	42.5	0.148649	0	0.0063	0.1423	Aug-86
75	Sep-86	SOUTH JERSEY INDS INC	SJI	36.625	-0.12341	0.63	0.0065	-0.1299	Sep-86
75	Oct-86	SOUTH JERSEY INDS INC	SJI	36.125	-0.01365	0	0.0069	-0.0206	Oct-86
75	Nov-86	SOUTH JERSEY INDS INC	SJI	38	0.051903	0	0.0059	0.0460	Nov-86
75	Dec-86	SOUTH JERSEY INDS INC	SJI	36.75	-0.01632	0.63	0.0070	-0.0233	Dec-86
75	Jan-87	SOUTH JERSEY INDS INC	SJI	41.625	0.132653	0	0.0064	0.1263	Jan-87
75	Feb-87	SOUTH JERSEY INDS INC	SJI	42.125	0.012012	0	0.0059	0.0061	Feb-87
75	Mar-87	SOUTH JERSEY INDS INC	SJI	44.25	0.065638	0.64	0.0066	0.0590	Mar-87

75	Apr-87	SOUTH JERSEY INDS INC	SJI	41.625	-0.05932	0	0.0065	-0.0658	Apr-87
75	May-87	SOUTH JERSEY INDS INC	SJI	20.625	-0.00901	0	0.0066	-0.0156	May-87
75	Jun-87	SOUTH JERSEY INDS INC	SJI	20.125	-0.00873	0.32	0.0075	-0.0162	Jun-87
75	Jul-87	SOUTH JERSEY INDS INC	SJI	21.125	0.049689	0	0.0073	0.0424	Jul-87
75	Aug-87	SOUTH JERSEY INDS INC	SJI	21.75	0.029586	0	0.0075	0.0221	Aug-87
75	Sep-87	SOUTH JERSEY INDS INC	SJI	18.875	-0.11747	0.32	0.0075	-0.1250	Sep-87
75	Oct-87	SOUTH JERSEY INDS INC	SJI	17.375	-0.07947	0	0.0079	-0.0874	Oct-87
75	Nov-87	SOUTH JERSEY INDS INC	SJI	18.125	0.043165	0	0.0075	0.0357	Nov-87
75	Dec-87	SOUTH JERSEY INDS INC	SJI	17	-0.04441	0.32	0.0078	-0.0522	Dec-87
75	Jan-88	SOUTH JERSEY INDS INC	SJI	17.5	0.029412	0	0.0072	0.0222	Jan-88
75	Feb-88	SOUTH JERSEY INDS INC	SJI	18.375	0.05	0	0.0071	0.0429	Feb-88
75	Mar-88	SOUTH JERSEY INDS INC	SJI	17.25	-0.04354	0.325	0.0072	-0.0507	Mar-88
75	Apr-88	SOUTH JERSEY INDS INC	SJI	17.375	0.007246	0	0.0070	0.0002	Apr-88
75	May-88	SOUTH JERSEY INDS INC	SJI	17.375	0	0	0.0078	-0.0078	May-88
75	Jun-88	SOUTH JERSEY INDS INC	SJI	17.5	0.025899	0.325	0.0076	0.0183	Jun-88
75	Jul-88	SOUTH JERSEY INDS INC	SJI	18.5	0.057143	0	0.0071	0.0500	Jul-88
75	Aug-88	SOUTH JERSEY INDS INC	SJI	18.375	-0.00676	0	0.0083	-0.0151	Aug-88
75	Sep-88	SOUTH JERSEY INDS INC	SJI	17.875	-0.00898	0.335	0.0076	-0.0166	Sep-88
75	Oct-88	SOUTH JERSEY INDS INC	SJI	18.625	0.041958	0	0.0076	0.0344	Oct-88
75	Nov-88	SOUTH JERSEY INDS INC	SJI	19	0.020134	0	0.0070	0.0131	Nov-88
75	Dec-88	SOUTH JERSEY INDS INC	SJI	18.375	-0.01526	0.335	0.0075	-0.0228	Dec-88
75	Jan-89	SOUTH JERSEY INDS INC	SJI	18.625	0.013605	0	0.0080	0.0056	Jan-89
75	Feb-89	SOUTH JERSEY INDS INC	SJI	18.75	0.006711	0	0.0069	-0.0002	Feb-89
75	Mar-89	SOUTH JERSEY INDS INC	SJI	18.625	0.0112	0.335	0.0079	0.0033	Mar-89
75	Apr-89	SOUTH JERSEY INDS INC	SJI	19.125	0.026846	0	0.0070	0.0198	Apr-89
75	May-89	SOUTH JERSEY INDS INC	SJI	20	0.045752	0	0.0080	0.0378	May-89
75	Jun-89	SOUTH JERSEY INDS INC	SJI	20.875	0.06125	0.35	0.0070	0.0543	Jun-89
75	Jul-89	SOUTH JERSEY INDS INC	SJI	22.25	0.065868	0	0.0068	0.0591	Jul-89
75	Aug-89	SOUTH JERSEY INDS INC	SJI	21.625	-0.02809	0	0.0066	-0.0347	Aug-89
75	Sep-89	SOUTH JERSEY INDS INC	SJI	21.625	0.016185	0.35	0.0065	0.0097	Sep-89
75	Oct-89	SOUTH JERSEY INDS INC	SJI	20.75	-0.04046	0	0.0072	-0.0477	Oct-89
75	Nov-89	SOUTH JERSEY INDS INC	SJI	20.875	0.006024	0	0.0064	-0.0004	Nov-89
75	Dec-89	SOUTH JERSEY INDS INC	SJI	20.75	0.010778	0.35	0.0064	0.0044	Dec-89
75	Jan-90	SOUTH JERSEY INDS INC	SJI	18.125	-0.12651	0	0.0073	-0.1338	Jan-90
75	Feb-90	SOUTH JERSEY INDS INC	SJI	19.125	0.055172	0	0.0066	0.0486	Feb-90
75	Mar-90	SOUTH JERSEY INDS INC	SJI	18.875	0.005229	0.35	0.0071	-0.0019	Mar-90
75	Apr-90	SOUTH JERSEY INDS INC	SJI	19	0.006623	0	0.0075	-0.0009	Apr-90
75	May-90	SOUTH JERSEY INDS INC	SJI	19	0	0	0.0075	-0.0075	May-90
75	Jun-90	SOUTH JERSEY INDS INC	SJI	17.375	-0.06658	0.36	0.0068	-0.0734	Jun-90
75	Jul-90	SOUTH JERSEY INDS INC	SJI	17.875	0.028777	0	0.0074	0.0214	Jul-90
75	Aug-90	SOUTH JERSEY INDS INC	SJI	17.625	-0.01399	0	0.0071	-0.0211	Aug-90

75	Sep-90	SOUTH JERSEY INDS INC	SJI	17	-0.01504	0.36	0.0069	-0.0219	Sep-90
75	Oct-90	SOUTH JERSEY INDS INC	SJI	18.5	0.088235	0	0.0081	0.0801	Oct-90
75	Nov-90	SOUTH JERSEY INDS INC	SJI	18.875	0.02027	0	0.0071	0.0132	Nov-90
75	Dec-90	SOUTH JERSEY INDS INC	SJI	18.625	0.005828	0.36	0.0072	-0.0014	Dec-90
75	Jan-91	SOUTH JERSEY INDS INC	SJI	18.5	-0.00671	0	0.0071	-0.0138	Jan-91
75	Feb-91	SOUTH JERSEY INDS INC	SJI	18.875	0.02027	0	0.0064	0.0139	Feb-91
75	Mar-91	SOUTH JERSEY INDS INC	SJI	18.75	0.01245	0.36	0.0064	0.0061	Mar-91
75	Apr-91	SOUTH JERSEY INDS INC	SJI	18.25	-0.02667	0	0.0076	-0.0343	Apr-91
75	May-91	SOUTH JERSEY INDS INC	SJI	18	-0.0137	0	0.0068	-0.0205	May-91
75	Jun-91	SOUTH JERSEY INDS INC	SJI	18.5	0.047778	0.36	0.0063	0.0415	Jun-91
75	Jul-91	SOUTH JERSEY INDS INC	SJI	19.625	0.060811	0	0.0076	0.0532	Jul-91
75	Aug-91	SOUTH JERSEY INDS INC	SJI	19.125	-0.02548	0	0.0068	-0.0323	Aug-91
75	Sep-91	SOUTH JERSEY INDS INC	SJI	19.5	0.038431	0.36	0.0068	0.0316	Sep-91
75	Oct-91	SOUTH JERSEY INDS INC	SJI	19.875	0.019231	0	0.0065	0.0127	Oct-91
75	Nov-91	SOUTH JERSEY INDS INC	SJI	20.375	0.025157	0	0.0060	0.0192	Nov-91
75	Dec-91	SOUTH JERSEY INDS INC	SJI	19.875	-0.00687	0.36	0.0068	-0.0137	Dec-91
75	Jan-92	SOUTH JERSEY INDS INC	SJI	20.5	0.031447	0	0.0061	0.0253	Jan-92
75	Feb-92	SOUTH JERSEY INDS INC	SJI	20.375	-0.0061	0	0.0059	-0.0120	Feb-92
75	Mar-92	SOUTH JERSEY INDS INC	SJI	19.875	-0.00687	0.36	0.0067	-0.0136	Mar-92
75	Apr-92	SOUTH JERSEY INDS INC	SJI	21	0.056604	0	0.0065	0.0501	Apr-92
75	May-92	SOUTH JERSEY INDS INC	SJI	21.75	0.035714	0	0.0061	0.0296	May-92
75	Jun-92	SOUTH JERSEY INDS INC	SJI	21.5	0.005057	0.36	0.0067	-0.0016	Jun-92
75	Jul-92	SOUTH JERSEY INDS INC	SJI	22.625	0.052326	0	0.0063	0.0460	Jul-92
75	Aug-92	SOUTH JERSEY INDS INC	SJI	23.125	0.022099	0	0.0060	0.0161	Aug-92
75	Sep-92	SOUTH JERSEY INDS INC	SJI	22.75	-0.00065	0.36	0.0058	-0.0064	Sep-92
75	Oct-92	SOUTH JERSEY INDS INC	SJI	23.625	0.038462	0	0.0057	0.0328	Oct-92
75	Nov-92	SOUTH JERSEY INDS INC	SJI	23.375	-0.01058	0	0.0061	-0.0167	Nov-92
75	Dec-92	SOUTH JERSEY INDS INC	SJI	23	-0.00064	0.36	0.0063	-0.0069	Dec-92
75	Jan-93	SOUTH JERSEY INDS INC	SJI	23.625	0.027174	0	0.0059	0.0213	Jan-93
75	Feb-93	SOUTH JERSEY INDS INC	SJI	25.25	0.068783	0	0.0055	0.0633	Feb-93
75	Mar-93	SOUTH JERSEY INDS INC	SJI	25.375	0.039307	0.36	0.0063	0.0330	Mar-93
75	Apr-93	SOUTH JERSEY INDS INC	SJI	24.125	-0.04926	0	0.0057	-0.0550	Apr-93
75	May-93	SOUTH JERSEY INDS INC	SJI	24.375	0.010363	0	0.0052	0.0052	May-93
75	Jun-93	SOUTH JERSEY INDS INC	SJI	24.75	0.030154	0.36	0.0062	0.0240	Jun-93
75	Jul-93	SOUTH JERSEY INDS INC	SJI	26	0.050505	0	0.0054	0.0451	Jul-93
75	Aug-93	SOUTH JERSEY INDS INC	SJI	25	-0.03846	0	0.0056	-0.0441	Aug-93
75	Sep-93	SOUTH JERSEY INDS INC	SJI	25.5	0.0344	0.36	0.0050	0.0294	Sep-93
75	Oct-93	SOUTH JERSEY INDS INC	SJI	24.875	-0.02451	0	0.0049	-0.0294	Oct-93
75	Nov-93	SOUTH JERSEY INDS INC	SJI	23.625	-0.05025	0	0.0053	-0.0556	Nov-93
75	Dec-93	SOUTH JERSEY INDS INC	SJI	23.75	0.020529	0.36	0.0055	0.0150	Dec-93
75	Jan-94	SOUTH JERSEY INDS INC	SJI	23.625	-0.00526	0	0.0055	-0.0108	Jan-94

75	Feb-94	SOUTH JERSEY INDS INC	SJI	22.125	-0.06349	0	0.0049	-0.0684	Feb-94
75	Mar-94	SOUTH JERSEY INDS INC	SJI	21.625	-0.00633	0.36	0.0058	-0.0121	Mar-94
75	Apr-94	SOUTH JERSEY INDS INC	SJI	20.625	-0.04624	0	0.0057	-0.0519	Apr-94
75	May-94	SOUTH JERSEY INDS INC	SJI	19.5	-0.05455	0	0.0063	-0.0608	May-94
75	Jun-94	SOUTH JERSEY INDS INC	SJI	18	-0.05846	0.36	0.0061	-0.0646	Jun-94
75	Jul-94	SOUTH JERSEY INDS INC	SJI	18.25	0.013889	0	0.0060	0.0079	Jul-94
75	Aug-94	SOUTH JERSEY INDS INC	SJI	19.125	0.047945	0	0.0066	0.0413	Aug-94
75	Sep-94	SOUTH JERSEY INDS INC	SJI	17.375	-0.07268	0.36	0.0061	-0.0788	Sep-94
75	Oct-94	SOUTH JERSEY INDS INC	SJI	17.375	0	0	0.0066	-0.0066	Oct-94
75	Nov-94	SOUTH JERSEY INDS INC	SJI	16.875	-0.02878	0	0.0064	-0.0352	Nov-94
75	Dec-94	SOUTH JERSEY INDS INC	SJI	18.125	0.095407	0.36	0.0066	0.0888	Dec-94
75	Jan-95	SOUTH JERSEY INDS INC	SJI	19.375	0.068966	0	0.0070	0.0620	Jan-95
75	Feb-95	SOUTH JERSEY INDS INC	SJI	20	0.032258	0	0.0059	0.0264	Feb-95
75	Mar-95	SOUTH JERSEY INDS INC	SJI	19.75	0.0055	0.36	0.0064	-0.0009	Mar-95
75	Apr-95	SOUTH JERSEY INDS INC	SJI	20.125	0.018987	0	0.0058	0.0132	Apr-95
75	May-95	SOUTH JERSEY INDS INC	SJI	19.625	-0.02485	0	0.0065	-0.0313	May-95
75	Jun-95	SOUTH JERSEY INDS INC	SJI	21	0.088408	0.36	0.0054	0.0830	Jun-95
75	Jul-95	SOUTH JERSEY INDS INC	SJI	19.75	-0.05952	0	0.0056	-0.0651	Jul-95
75	Aug-95	SOUTH JERSEY INDS INC	SJI	19.875	0.006329	0	0.0057	0.0006	Aug-95
75	Sep-95	SOUTH JERSEY INDS INC	SJI	21.125	0.081006	0.36	0.0052	0.0758	Sep-95
75	Oct-95	SOUTH JERSEY INDS INC	SJI	20.5	-0.02959	0	0.0057	-0.0353	Oct-95
75	Nov-95	SOUTH JERSEY INDS INC	SJI	21.375	0.042683	0	0.0051	0.0376	Nov-95
75	Dec-95	SOUTH JERSEY INDS INC	SJI	23.125	0.098713	0.36	0.0049	0.0938	Dec-95
75	Jan-96	SOUTH JERSEY INDS INC	SJI	22	-0.04865	0	0.0054	-0.0540	Jan-96
75	Feb-96	SOUTH JERSEY INDS INC	SJI	21.875	-0.00568	0	0.0048	-0.0105	Feb-96
75	Mar-96	SOUTH JERSEY INDS INC	SJI	21.375	-0.0064	0.36	0.0052	-0.0116	Mar-96
75	Apr-96	SOUTH JERSEY INDS INC	SJI	23.375	0.093567	0	0.0059	0.0877	Apr-96
75	May-96	SOUTH JERSEY INDS INC	SJI	22.75	-0.02674	0	0.0058	-0.0325	May-96
75	Jun-96	SOUTH JERSEY INDS INC	SJI	21.25	-0.05011	0.36	0.0054	-0.0555	Jun-96
75	Jul-96	SOUTH JERSEY INDS INC	SJI	20.25	-0.04706	0	0.0062	-0.0533	Jul-96
75	Aug-96	SOUTH JERSEY INDS INC	SJI	23.125	0.141975	0	0.0057	0.1363	Aug-96
75	Sep-96	SOUTH JERSEY INDS INC	SJI	23.5	0.031784	0.36	0.0060	0.0258	Sep-96
75	Oct-96	SOUTH JERSEY INDS INC	SJI	23.5	0	0	0.0058	-0.0058	Oct-96
75	Nov-96	SOUTH JERSEY INDS INC	SJI	24.125	0.026596	0	0.0052	0.0214	Nov-96
75	Dec-96	SOUTH JERSEY INDS INC	SJI	24.375	0.025285	0.36	0.0056	0.0197	Dec-96
75	Jan-97	SOUTH JERSEY INDS INC	SJI	23.75	-0.02564	0	0.0056	-0.0312	Jan-97
75	Feb-97	SOUTH JERSEY INDS INC	SJI	22	-0.07368	0	0.0051	-0.0788	Feb-97
75	Mar-97	SOUTH JERSEY INDS INC	SJI	21.375	-0.01205	0.36	0.0059	-0.0179	Mar-97
75	Apr-97	SOUTH JERSEY INDS INC	SJI	21.25	-0.00585	0	0.0059	-0.0117	Apr-97
75	May-97	SOUTH JERSEY INDS INC	SJI	22.375	0.052941	0	0.0058	0.0471	May-97
75	Jun-97	SOUTH JERSEY INDS INC	SJI	22.25	0.010503	0.36	0.0059	0.0046	Jun-97

75	Jul-97	SOUTH JERSEY INDS INC	SJI	22.75	0.022472	0	0.0058	0.0167	Jul-97
75	Aug-97	SOUTH JERSEY INDS INC	SJI	24	0.054945	0	0.0049	0.0500	Aug-97
75	Sep-97	SOUTH JERSEY INDS INC	SJI	25.125	0.061875	0.36	0.0058	0.0561	Sep-97
75	Oct-97	SOUTH JERSEY INDS INC	SJI	25.125	0	0	0.0054	-0.0054	Oct-97
75	Nov-97	SOUTH JERSEY INDS INC	SJI	25.125	0	0	0.0047	-0.0047	Nov-97
75	Dec-97	SOUTH JERSEY INDS INC	SJI	30.3125	0.220796	0.36	0.0054	0.2154	Dec-97
75	Jan-98	SOUTH JERSEY INDS INC	SJI	30.125	-0.00619	0	0.0048	-0.0110	Jan-98
75	Feb-98	SOUTH JERSEY INDS INC	SJI	30	-0.00415	0	0.0044	-0.0085	Feb-98
75	Mar-98	SOUTH JERSEY INDS INC	SJI	29.6875	0.001583	0.36	0.0052	-0.0036	Mar-98
75	Apr-98	SOUTH JERSEY INDS INC	SJI	27.4375	-0.07579	0	0.0049	-0.0807	Apr-98
75	May-98	SOUTH JERSEY INDS INC	SJI	27.3125	-0.00456	0	0.0048	-0.0094	May-98
75	Jun-98	SOUTH JERSEY INDS INC	SJI	27.625	0.024622	0.36	0.0052	0.0194	Jun-98
75	Jul-98	SOUTH JERSEY INDS INC	SJI	25.8125	-0.06561	0	0.0049	-0.0705	Jul-98
75	Aug-98	SOUTH JERSEY INDS INC	SJI	22.75	-0.11864	0	0.0048	-0.1234	Aug-98
75	Sep-98	SOUTH JERSEY INDS INC	SJI	25.8125	0.15044	0.36	0.0044	0.1460	Sep-98
75	Oct-98	SOUTH JERSEY INDS INC	SJI	25.625	-0.00726	0	0.0042	-0.0115	Oct-98
75	Nov-98	SOUTH JERSEY INDS INC	SJI	25.8125	0.007317	0	0.0045	0.0028	Nov-98
75	Dec-98	SOUTH JERSEY INDS INC	SJI	26.1875	0.028475	0.36	0.0045	0.0240	Dec-98
75	Jan-99	SOUTH JERSEY INDS INC	SJI	25.625	-0.02148	0	0.0042	-0.0257	Jan-99
75	Feb-99	SOUTH JERSEY INDS INC	SJI	24.3125	-0.05122	0	0.0040	-0.0552	Feb-99
75	Mar-99	SOUTH JERSEY INDS INC	SJI	21.625	-0.09573	0.36	0.0053	-0.1010	Mar-99
75	Apr-99	SOUTH JERSEY INDS INC	SJI	24	0.109827	0	0.0048	0.1050	Apr-99
75	May-99	SOUTH JERSEY INDS INC	SJI	28	0.166667	0	0.0045	0.1622	May-99
75	Jun-99	SOUTH JERSEY INDS INC	SJI	28.3125	0.024018	0.36	0.0055	0.0185	Jun-99
75	Jul-99	SOUTH JERSEY INDS INC	SJI	30	0.059603	0	0.0051	0.0545	Jul-99
75	Aug-99	SOUTH JERSEY INDS INC	SJI	28.5	-0.05	0	0.0054	-0.0554	Aug-99
75	Sep-99	SOUTH JERSEY INDS INC	SJI	26.375	-0.06193	0.36	0.0052	-0.0671	Sep-99
75	Oct-99	SOUTH JERSEY INDS INC	SJI	26	-0.01422	0	0.0050	-0.0192	Oct-99
75	Nov-99	SOUTH JERSEY INDS INC	SJI	29.3125	0.127404	0	0.0056	0.1218	Nov-99
75	Dec-99	SOUTH JERSEY INDS INC	SJI	28.4375	-0.01757	0.36	0.0055	-0.0231	Dec-99
75	Jan-00	SOUTH JERSEY INDS INC	SJI	29	0.01978	0	0.0057	0.0141	Jan-00
75	Feb-00	SOUTH JERSEY INDS INC	SJI	29.25	0.008621	0	0.0051	0.0035	Feb-00
75	Mar-00	SOUTH JERSEY INDS INC	SJI	28.1875	-0.02385	0.365	0.0054	-0.0292	Mar-00
75	Apr-00	SOUTH JERSEY INDS INC	SJI	26.75	-0.051	0	0.0047	-0.0557	Apr-00
75	May-00	SOUTH JERSEY INDS INC	SJI	26.0625	-0.0257	0	0.0056	-0.0313	May-00
75	Jun-00	SOUTH JERSEY INDS INC	SJI	26	0.011607	0.365	0.0052	0.0064	Jun-00
75	Jul-00	SOUTH JERSEY INDS INC	SJI	27.0625	0.040865	0	0.0052	0.0357	Jul-00
75	Aug-00	SOUTH JERSEY INDS INC	SJI	27	-0.00231	0	0.0050	-0.0073	Aug-00
75	Sep-00	SOUTH JERSEY INDS INC	SJI	29.1875	0.094537	0.365	0.0046	0.0899	Sep-00
75	Oct-00	SOUTH JERSEY INDS INC	SJI	29.125	-0.00214	0	0.0053	-0.0074	Oct-00
75	Nov-00	SOUTH JERSEY INDS INC	SJI	29.375	0.008584	0	0.0048	0.0038	Nov-00

75	Dec-00	SOUTH JERSEY INDS INC	SJI	29.75	0.025191	0.365	0.0045	0.0207	Dec-00
75	Jan-01	SOUTH JERSEY INDS INC	SJI	29.5	-0.0084	0	0.0049	-0.0133	Jan-01
75	Feb-01	SOUTH JERSEY INDS INC	SJI	32	0.084746	0	0.0042	0.0805	Feb-01
75	Mar-01	SOUTH JERSEY INDS INC	SJI	29.5	-0.06656	0.37	0.0045	-0.0711	Mar-01
75	Apr-01	SOUTH JERSEY INDS INC	SJI	30.95	0.049153	0	0.0047	0.0445	Apr-01
75	May-01	SOUTH JERSEY INDS INC	SJI	30.4	-0.01777	0	0.0050	-0.0228	May-01
75	Jun-01	SOUTH JERSEY INDS INC	SJI	31.15	0.036842	0.37	0.0047	0.0321	Jun-01
75	Jul-01	SOUTH JERSEY INDS INC	SJI	31.3	0.004815	0	0.0052	-0.0004	Jul-01
75	Aug-01	SOUTH JERSEY INDS INC	SJI	32.65	0.043131	0	0.0046	0.0385	Aug-01
75	Sep-01	SOUTH JERSEY INDS INC	SJI	30.65	-0.04992	0.37	0.0041	-0.0540	Sep-01
75	Oct-01	SOUTH JERSEY INDS INC	SJI	33.05	0.078303	0	0.0048	0.0735	Oct-01
75	Nov-01	SOUTH JERSEY INDS INC	SJI	33.7	0.019667	0	0.0041	0.0156	Nov-01
75	Dec-01	SOUTH JERSEY INDS INC	SJI	32.6	-0.02166	0.37	0.0046	-0.0263	Dec-01
75	Jan-02	SOUTH JERSEY INDS INC	SJI	31.68	-0.02822	0	0.0048	-0.0330	Jan-02
75	Feb-02	SOUTH JERSEY INDS INC	SJI	30.45	-0.03883	0	0.0043	-0.0431	Feb-02
75	Mar-02	SOUTH JERSEY INDS INC	SJI	31.55	0.04844	0.375	0.0043	0.0441	Mar-02
75	Apr-02	SOUTH JERSEY INDS INC	SJI	35.5	0.125198	0	0.0054	0.1198	Apr-02
75	May-02	SOUTH JERSEY INDS INC	SJI	35.12	-0.0107	0	0.0049	-0.0156	May-02
75	Jun-02	SOUTH JERSEY INDS INC	SJI	33.75	-0.02833	0.375	0.0044	-0.0327	Jun-02
75	Jul-02	SOUTH JERSEY INDS INC	SJI	31.7	-0.06074	0	0.0051	-0.0658	Jul-02
75	Aug-02	SOUTH JERSEY INDS INC	SJI	33.06	0.042902	0	0.0044	0.0385	Aug-02
75	Sep-02	SOUTH JERSEY INDS INC	SJI	32.66	-0.00076	0.375	0.0042	-0.0050	Sep-02
75	Oct-02	SOUTH JERSEY INDS INC	SJI	31.93	-0.02235	0	0.0040	-0.0264	Oct-02
75	Nov-02	SOUTH JERSEY INDS INC	SJI	32.6	0.020983	0	0.0040	0.0170	Nov-02
75	Dec-02	SOUTH JERSEY INDS INC	SJI	33.02	0.024693	0.385	0.0045	0.0202	Dec-02
75	Jan-03	SOUTH JERSEY INDS INC	SJI	32.1	-0.02786	0	0.0041	-0.0320	Jan-03
75	Feb-03	SOUTH JERSEY INDS INC	SJI	31.93	-0.0053	0	0.0038	-0.0091	Feb-03
75	Mar-03	SOUTH JERSEY INDS INC	SJI	31.55	0.000157	0.385	0.0040	-0.0038	Mar-03
75	Apr-03	SOUTH JERSEY INDS INC	SJI	34.98	0.108716	0	0.0040	0.1047	Apr-03
75	May-03	SOUTH JERSEY INDS INC	SJI	37.27	0.065466	0	0.0039	0.0616	May-03
75	Jun-03	SOUTH JERSEY INDS INC	SJI	36.85	-0.00094	0.385	0.0036	-0.0045	Jun-03
75	Jul-03	SOUTH JERSEY INDS INC	SJI	37.85	0.027137	0	0.0038	0.0233	Jul-03
75	Aug-03	SOUTH JERSEY INDS INC	SJI	38.35	0.01321	0	0.0042	0.0090	Aug-03
75	Sep-03	SOUTH JERSEY INDS INC	SJI	37.85	-0.003	0.385	0.0046	-0.0076	Sep-03
75	Oct-03	SOUTH JERSEY INDS INC	SJI	37.93	0.002114	0	0.0041	-0.0020	Oct-03
75	Nov-03	SOUTH JERSEY INDS INC	SJI	39.4	0.038756	0	0.0039	0.0349	Nov-03
75	Dec-03	SOUTH JERSEY INDS INC	SJI	40.5	0.038198	0.405	0.0047	0.0335	Dec-03
75	Jan-04	SOUTH JERSEY INDS INC	SJI	41.16	0.016296	0	0.0042	0.0121	Jan-04
75	Feb-04	SOUTH JERSEY INDS INC	SJI	42.1	0.022838	0	0.0038	0.0190	Feb-04
75	Mar-04	SOUTH JERSEY INDS INC	SJI	40.91	-0.01865	0.405	0.0043	-0.0229	Mar-04
75	Apr-04	SOUTH JERSEY INDS INC	SJI	41.24	0.008067	0	0.0039	0.0042	Apr-04

75	May-04	SOUTH JERSEY INDS INC	SJI	41.99	0.018186	0	0.0040	0.0142	May-04
75	Jun-04	SOUTH JERSEY INDS INC	SJI	44	0.057514	0.405	0.0048	0.0527	Jun-04
75	Jul-04	SOUTH JERSEY INDS INC	SJI	45.41	0.032045	0	0.0043	0.0277	Jul-04
75	Aug-04	SOUTH JERSEY INDS INC	SJI	45.2	-0.00463	0	0.0045	-0.0091	Aug-04
75	Sep-04	SOUTH JERSEY INDS INC	SJI	47.75	0.065376	0.405	0.0040	0.0614	Sep-04
75	Oct-04	SOUTH JERSEY INDS INC	SJI	47.2	-0.01152	0	0.0038	-0.0153	Oct-04
75	Nov-04	SOUTH JERSEY INDS INC	SJI	51.41	0.089195	0	0.0041	0.0851	Nov-04
75	Dec-04	SOUTH JERSEY INDS INC	SJI	52.56	0.030636	0.425	0.0043	0.0263	Dec-04
75	Jan-05	SOUTH JERSEY INDS INC	SJI	53.3	0.014079	0	0.0041	0.0100	Jan-05
75	Feb-05	SOUTH JERSEY INDS INC	SJI	55.87	0.048218	0	0.0035	0.0447	Feb-05
75	Mar-05	SOUTH JERSEY INDS INC	SJI	56.4	0.017093	0.425	0.0041	0.0130	Mar-05
75	Apr-05	SOUTH JERSEY INDS INC	SJI	54.35	-0.03635	0	0.0039	-0.0402	Apr-05
75	May-05	SOUTH JERSEY INDS INC	SJI	56.7	0.043238	0	0.0040	0.0392	May-05
75	Jun-05	SOUTH JERSEY INDS INC	SJI	61.12	0.08545	0.425	0.0036	0.0819	Jun-05
75	Jul-05	SOUTH JERSEY INDS INC	SJI	29.37	-0.03894	0	0.0034	-0.0423	Jul-05
75	Aug-05	SOUTH JERSEY INDS INC	SJI	29.46	0.003064	0	0.0040	-0.0009	Aug-05
75	Sep-05	SOUTH JERSEY INDS INC	SJI	29.14	-0.00365	0.2125	0.0035	-0.0071	Sep-05
75	Oct-05	SOUTH JERSEY INDS INC	SJI	27.95	-0.04084	0	0.0039	-0.0447	Oct-05
75	Nov-05	SOUTH JERSEY INDS INC	SJI	28.75	0.028623	0	0.0039	0.0247	Nov-05
75	Dec-05	SOUTH JERSEY INDS INC	SJI	29.14	0.021391	0.225	0.0039	0.0175	Dec-05
75	Jan-06	SOUTH JERSEY INDS INC	SJI	29.4	0.008922	0	0.0040	0.0049	Jan-06
75	Feb-06	SOUTH JERSEY INDS INC	SJI	28.6	-0.02721	0	0.0036	-0.0308	Feb-06
75	Mar-06	SOUTH JERSEY INDS INC	SJI	27.27	-0.03864	0.225	0.0039	-0.0425	Mar-06
75	Apr-06	SOUTH JERSEY INDS INC	SJI	26.58	-0.0253	0	0.0039	-0.0292	Apr-06
75	May-06	SOUTH JERSEY INDS INC	SJI	26.86	0.010534	0	0.0048	0.0057	May-06
75	Jun-06	SOUTH JERSEY INDS INC	SJI	27.39	0.028109	0.225	0.0044	0.0237	Jun-06
75	Jul-06	SOUTH JERSEY INDS INC	SJI	29.67	0.083242	0	0.0045	0.0787	Jul-06
75	Aug-06	SOUTH JERSEY INDS INC	SJI	28.99	-0.02292	0	0.0043	-0.0272	Aug-06
75	Sep-06	SOUTH JERSEY INDS INC	SJI	29.91	0.039496	0.225	0.0039	0.0356	Sep-06
75	Oct-06	SOUTH JERSEY INDS INC	SJI	30.93	0.034102	0	0.0042	0.0299	Oct-06
75	Nov-06	SOUTH JERSEY INDS INC	SJI	33.35	0.078241	0	0.0039	0.0743	Nov-06
75	Dec-06	SOUTH JERSEY INDS INC	SJI	33.41	0.009145	0.245	0.0036	0.0055	Dec-06
75	Jan-07	SOUTH JERSEY INDS INC	SJI	33.04	-0.01107	0	0.0043	-0.0154	Jan-07
75	Feb-07	SOUTH JERSEY INDS INC	SJI	34.6	0.047215	0	0.0038	0.0434	Feb-07
75	Mar-07	SOUTH JERSEY INDS INC	SJI	38.05	0.106792	0.245	0.0039	0.1029	Mar-07
75	Apr-07	SOUTH JERSEY INDS INC	SJI	39.27	0.032063	0	0.0042	0.0279	Apr-07
75	May-07	SOUTH JERSEY INDS INC	SJI	38.87	-0.01019	0	0.0041	-0.0143	May-07
75	Jun-07	SOUTH JERSEY INDS INC	SJI	35.38	-0.08348	0.245	0.0040	-0.0875	Jun-07
75	Jul-07	SOUTH JERSEY INDS INC	SJI	32.77	-0.07377	0	0.0046	-0.0784	Jul-07
75	Aug-07	SOUTH JERSEY INDS INC	SJI	33.91	0.034788	0	0.0042	0.0306	Aug-07
75	Sep-07	SOUTH JERSEY INDS INC	SJI	34.8	0.033471	0.245	0.0037	0.0298	Sep-07

75	Oct-07	SOUTH JERSEY INDS INC	SJI	37.56	0.07931	0	0.0043	0.0750	Oct-07
75	Nov-07	SOUTH JERSEY INDS INC	SJI	36.9	-0.01757	0	0.0039	-0.0215	Nov-07
75	Dec-07	SOUTH JERSEY INDS INC	SJI	36.09	-0.01463	0.27	0.0037	-0.0183	Dec-07
75	Jan-08	SOUTH JERSEY INDS INC	SJI	35.03	-0.02937	0	0.0040	-0.0334	Jan-08
75	Feb-08	SOUTH JERSEY INDS INC	SJI	34.17	-0.02455	0	0.0034	-0.0280	Feb-08
75	Mar-08	SOUTH JERSEY INDS INC	SJI	35.11	0.035411	0.27	0.0037	0.0317	Mar-08
75	Apr-08	SOUTH JERSEY INDS INC	SJI	36.51	0.039875	0	0.0035	0.0364	Apr-08
75	May-08	SOUTH JERSEY INDS INC	SJI	38.25	0.047658	0	0.0037	0.0440	May-08
75	Jun-08	SOUTH JERSEY INDS INC	SJI	37.36	-0.01621	0.27	0.0040	-0.0202	Jun-08
75	Jul-08	SOUTH JERSEY INDS INC	SJI	37.3	-0.00161	0	0.0039	-0.0055	Jul-08
75	Aug-08	SOUTH JERSEY INDS INC	SJI	35.67	-0.0437	0	0.0036	-0.0473	Aug-08
75	Sep-08	SOUTH JERSEY INDS INC	SJI	35.7	0.008411	0.27	0.0039	0.0045	Sep-08
75	Oct-08	SOUTH JERSEY INDS INC	SJI	34.07	-0.04566	0	0.0037	-0.0494	Oct-08
75	Nov-08	SOUTH JERSEY INDS INC	SJI	39	0.144702	0	0.0036	0.1411	Nov-08
75	Dec-08	SOUTH JERSEY INDS INC	SJI	39.85	0.029423	0.2975	0.0033	0.0261	Dec-08
75	Jan-09	SOUTH JERSEY INDS INC	SJI	37.3	-0.06399	0	0.0024	-0.0664	Jan-09
75	Feb-09	SOUTH JERSEY INDS INC	SJI	36.06	-0.03324	0	0.0030	-0.0362	Feb-09
75	Mar-09	SOUTH JERSEY INDS INC	SJI	35	-0.02115	0.2975	0.0035	-0.0246	Mar-09
75	Apr-09	SOUTH JERSEY INDS INC	SJI	34.71	-0.00829	0	0.0029	-0.0112	Apr-09
75	May-09	SOUTH JERSEY INDS INC	SJI	33.38	-0.03832	0	0.0033	-0.0416	May-09
75	Jun-09	SOUTH JERSEY INDS INC	SJI	34.89	0.054149	0.2975	0.0038	0.0503	Jun-09
75	Jul-09	SOUTH JERSEY INDS INC	SJI	36.88	0.057036	0	0.0036	0.0534	Jul-09
75	Aug-09	SOUTH JERSEY INDS INC	SJI	34.65	-0.06047	0	0.0036	-0.0641	Aug-09
75	Sep-09	SOUTH JERSEY INDS INC	SJI	35.3	0.027345	0.2975	0.0034	0.0239	Sep-09
75	Oct-09	SOUTH JERSEY INDS INC	SJI	35.29	-0.00028	0	0.0033	-0.0036	Oct-09
75	Nov-09	SOUTH JERSEY INDS INC	SJI	36.06	0.021819	0	0.0035	0.0183	Nov-09
75	Dec-09	SOUTH JERSEY INDS INC	SJI	38.18	0.067942	0.33	0.0034	0.0645	Dec-09
75	Jan-10	SOUTH JERSEY INDS INC	SJI	38.33	0.003929	0	0.0036	0.0003	Jan-10
75	Feb-10	SOUTH JERSEY INDS INC	SJI	39.87	0.040177	0	0.0033	0.0369	Feb-10
75	Mar-10	SOUTH JERSEY INDS INC	SJI	41.99	0.06145	0.33	0.0040	0.0575	Mar-10
75	Apr-10	SOUTH JERSEY INDS INC	SJI	45.11	0.074303	0	0.0038	0.0705	Apr-10
75	May-10	SOUTH JERSEY INDS INC	SJI	43.89	-0.02705	0	0.0034	-0.0304	May-10
75	Jun-10	SOUTH JERSEY INDS INC	SJI	42.96	-0.01367	0.33	0.0037	-0.0174	Jun-10
75	Jul-10	SOUTH JERSEY INDS INC	SJI	46.72	0.087523	0	0.0031	0.0844	Jul-10
75	Aug-10	SOUTH JERSEY INDS INC	SJI	46.99	0.005779	0	0.0032	0.0026	Aug-10
75	Sep-10	SOUTH JERSEY INDS INC	SJI	49.47	0.0598	0.33	0.0026	0.0572	Sep-10
75	Oct-10	SOUTH JERSEY INDS INC	SJI	50.36	0.017991	0	0.0027	0.0153	Oct-10
75	Nov-10	SOUTH JERSEY INDS INC	SJI	51.19	0.016481	0	0.0032	0.0133	Nov-10
75	Dec-10	SOUTH JERSEY INDS INC	SJI	52.82	0.038972	0.365	0.0032	0.0358	Dec-10
75	Jan-11	SOUTH JERSEY INDS INC	SJI	52.24	-0.01098	0	0.003567	-0.0145	Jan-11
75	Feb-11	SOUTH JERSEY INDS INC	SJI	54.86	0.050153	0	0.003683	0.0465	Feb-11

75	Mar-11	SOUTH JERSEY INDS INC	SJI	55.97	0.026887	0.365	0.003558	0.0233	Mar-11
75	Apr-11	SOUTH JERSEY INDS INC	SJI	57.45	0.026443	0	0.003567	0.0229	Apr-11
75	May-11	SOUTH JERSEY INDS INC	SJI	55.97	-0.02576	0	0.003342	-0.0291	May-11
75	Jun-11	SOUTH JERSEY INDS INC	SJI	54.31	-0.02314	0.365	0.003258	-0.0264	Jun-11
75	Jul-11	SOUTH JERSEY INDS INC	SJI	50.5	-0.07015	0	0.003292	-0.0734	Jul-11
75	Aug-11	SOUTH JERSEY INDS INC	SJI	51.53	0.020396	0	0.003042	0.0174	Aug-11
75	Sep-11	SOUTH JERSEY INDS INC	SJI	49.75	-0.02746	0.365	0.002358	-0.0298	Sep-11
75	Oct-11	SOUTH JERSEY INDS INC	SJI	56.31	0.131859	0	0.002392	0.1295	Oct-11
75	Nov-11	SOUTH JERSEY INDS INC	SJI	56.18	-0.00231	0	0.002267	-0.0046	Nov-11
75	Dec-11	SOUTH JERSEY INDS INC	SJI	56.81	0.018378	0.4025	0.002483	0.0159	Dec-11
75	Jan-12	SOUTH JERSEY INDS INC	SJI	54.88	-0.03397	0	0.0021	-0.0361	Jan-12
75	Feb-12	SOUTH JERSEY INDS INC	SJI	52	-0.05248	0	0.002	-0.0545	Feb-12
75	Mar-12	SOUTH JERSEY INDS INC	SJI	50.04	-0.02995	0.4025	0.0022	-0.0322	Mar-12
75	Apr-12	SOUTH JERSEY INDS INC	SJI	49.25	-0.01579	0	0.0025	-0.0183	Apr-12
75	May-12	SOUTH JERSEY INDS INC	SJI	48.41	-0.01706	0	0.0023	-0.0194	May-12
75	Jun-12	SOUTH JERSEY INDS INC	SJI	50.97	0.061196	0.4025	0.0018	0.0594	Jun-12
	Jul-12	SOUTH JERSEY INDS INC	SJI	52.86	0.037081	0	0.002	0.0351	Jul-12
	Aug-12	SOUTH JERSEY INDS INC	SJI	50.62	-0.04238	0	0.0018	-0.0442	Aug-12
	Sep-12	SOUTH JERSEY INDS INC	SJI	52.93	0.053595	0.403	0.0017	0.0519	Sep-12
	Oct-12	SOUTH JERSEY INDS INC	SJI	50.59	-0.04421	0	0.0021	-0.0463	Oct-12
	Nov-12	SOUTH JERSEY INDS INC	SJI	49.97	-0.01226	0	0.0019	-0.0142	Nov-12
	Dec-12	SOUTH JERSEY INDS INC	SJI	50.33	0.01607	0.443	0.0019	0.0142	Dec-12
	Jan-13	SOUTH JERSEY INDS INC	SJI	54.28	0.078482	0	0.0022	0.0763	Jan-13
	Feb-13	SOUTH JERSEY INDS INC	SJI	55.14	0.015844	0	0.0022	0.0136	Feb-13
	Mar-13	SOUTH JERSEY INDS INC	SJI	55.59	0.016195	0.443	0.0021	0.0141	Mar-13
	Apr-13	SOUTH JERSEY INDS INC	SJI	61.7	0.109912	0	0.0026	0.1073	Apr-13
	May-13	SOUTH JERSEY INDS INC	SJI	58.42	-0.05316	0	0.0023	-0.0555	May-13
	Jun-13	SOUTH JERSEY INDS INC	SJI	57.41	-0.00971	0.443	0.0024	-0.0121	Jun-13
	Jul-13	SOUTH JERSEY INDS INC	SJI	61.1	0.064275	0	0.003	0.0613	Jul-13
	Aug-13	SOUTH JERSEY INDS INC	SJI	57.76	-0.05466	0	0.0028	-0.0575	Aug-13
	Sep-13	SOUTH JERSEY INDS INC	SJI	58.58	0.021866	0.443	0.0029	0.0190	Sep-13
	Oct-13	SOUTH JERSEY INDS INC	SJI	59.55	0.016559	0	0.0029	0.0137	Oct-13
	Nov-13	SOUTH JERSEY INDS INC	SJI	56.7	-0.04786	0	0.0027	-0.0506	Nov-13
	Dec-13	SOUTH JERSEY INDS INC	SJI	55.96	-0.00472	0.4725	0.0031	-0.0078	Dec-13
	Jan-14	SOUTH JERSEY INDS INC	SJI	53.34	-0.04682	0	0.0032	-0.0500	Jan-14
	Feb-14	SOUTH JERSEY INDS INC	SJI	57.18	0.071991	0	0.0026	0.0694	Feb-14
	Mar-14	SOUTH JERSEY INDS INC	SJI	56.09	-0.0108	0.4725	0.0029	-0.0137	Mar-14
	Apr-14	SOUTH JERSEY INDS INC	SJI	57.45	0.024247	0	0.0028	0.0214	Apr-14
	May-14	SOUTH JERSEY INDS INC	SJI	57.52	0.001218	0	0.0028	-0.0016	May-14
	Jun-14	SOUTH JERSEY INDS INC	SJI	60.41	0.058458	0.4725	0.0025	0.0560	Jun-14
	Jul-14	SOUTH JERSEY INDS INC	SJI	53.57	-0.11323	0	0.0027	-0.1159	Jul-14

Aug-14	SOUTH JERSEY INDS INC	SJI	57.95	0.081762	0	0.0026	0.0792	Aug-14
Sep-14	SOUTH JERSEY INDS INC	SJI	53.36	-0.07105	0.4725	0.0023	-0.0734	Sep-14
Oct-14	SOUTH JERSEY INDS INC	SJI	58.64	0.098951	0	0.0025	0.0965	Oct-14
Nov-14	SOUTH JERSEY INDS INC	SJI	57.08	-0.0266	0	0.0023	-0.0289	Nov-14
Dec-14	SOUTH JERSEY INDS INC	SJI	58.93	0.041214	0.5025	0.0022	0.0390	Dec-14
Jan-15	SOUTH JERSEY INDS INC	SJI	58.25	-0.01154	0	0.002	-0.0135	Jan-15
Feb-15	SOUTH JERSEY INDS INC	SJI	56.68	-0.02695	0	0.0015	-0.0285	Feb-15
Mar-15	SOUTH JERSEY INDS INC	SJI	54.28	-0.03348	0.5025	0.0021	-0.0356	Mar-15
Apr-15	SOUTH JERSEY INDS INC	SJI	52.75	-0.02819	0	0.0019	-0.0301	Apr-15
May-15	SOUTH JERSEY INDS INC	SJI	26.39	-0.49972	0	0.002	-0.5017	May-15 2:1 stock split 5/8/15
Jun-15	SOUTH JERSEY INDS INC	SJI	24.73	-0.05338	0.25125	0.003492	-0.0569	Jun-15
Jul-15	SOUTH JERSEY INDS INC	SJI	24.24	-0.01981	0	0.003458	-0.0233	Jul-15
Aug-15	SOUTH JERSEY INDS INC	SJI	24.1	-0.00578	0	0.003367	-0.0091	Aug-15
Sep-15	SOUTH JERSEY INDS INC	SJI	25.25	0.058143	0.25125	0.003392	0.054751	Sep-15
Oct-15	SOUTH JERSEY INDS INC	SJI	26.51	0.049901	0	0.003292	0.046609	Oct-15
Nov-15	SOUTH JERSEY INDS INC	SJI	22.96	-0.13391	0	0.003383	-0.137295	Nov-15
Dec-15	SOUTH JERSEY INDS INC	SJI	23.52	0.035878	0.26375	0.003308	0.032569	Dec-15
Jan-16	SOUTH JERSEY INDS INC	SJI	24.86	0.056973	0	0.003333	0.053639	Jan-16
Feb-16	SOUTH JERSEY INDS INC	SJI	25.45	0.023733	0	0.0033	0.020433	Feb-16
Mar-16	SOUTH JERSEY INDS INC	SJI	28.45	0.128242	0.26375	0.003183	0.125058	Mar-16
Apr-16	SOUTH JERSEY INDS INC	SJI	27.91	-0.01898	0	0.003183	-0.022164	Apr-16
May-16	SOUTH JERSEY INDS INC	SJI	28.89	0.035113	0	0.003042	0.032071	May-16
Jun-16	SOUTH JERSEY INDS INC	SJI	31.62	0.103626	0.26375	0.002917	0.100709	Jun-16
Jul-16	SOUTH JERSEY INDS INC	SJI	31.88	0.008223	0	0.002733	0.005489	Jul-16
Aug-16	SOUTH JERSEY INDS INC	SJI	29.68	-0.06901	0	0.002767	-0.071775	Aug-16
Sep-16	SOUTH JERSEY INDS INC	SJI	29.55	0.004506	0.26375	0.002842	0.001665	Sep-16
Oct-16	SOUTH JERSEY INDS INC	SJI	29.65	0.003384	0	0.002842	0.000542	Oct-16
Nov-16	SOUTH JERSEY INDS INC	SJI	33	0.112985	0	0.003217	0.109768	Nov-16
Dec-16	SOUTH JERSEY INDS INC	SJI	33.69	0.029167	0.2725	0.003383	0.025783	Dec-16
Jan-17	SOUTH JERSEY INDS INC	SJI	33	-0.02048	0	0.003267	-0.023748	Jan-17
Feb-17	SOUTH JERSEY INDS INC	SJI	35.02	0.061212	0	0.003292	0.05792	Feb-17
Mar-17	SOUTH JERSEY INDS INC	SJI	35.65	0.025771	0.2725	0.003292	0.022479	Mar-17
Apr-17	SOUTH JERSEY INDS INC	SJI	37.52	0.052454	0	0.003225	0.049229	Apr-17
May-17	SOUTH JERSEY INDS INC	SJI	36.41	-0.02958	0	0.003208	-0.032793	May-17
Jun-17	SOUTH JERSEY INDS INC	SJI	34.17	-0.05404	0.2725	0.003067	-0.057104	Jun-17
Jul-17	SOUTH JERSEY INDS INC	SJI	33.97	-0.00585	0	0.00315	-0.009003	Jul-17
Aug-17	SOUTH JERSEY INDS INC	SJI	35.88	0.056226	0	0.003083	0.053143	Aug-17
Sep-17	SOUTH JERSEY INDS INC	SJI	34.53	-0.03003	0.2725	0.003025	-0.033056	Sep-17
Oct-17	SOUTH JERSEY INDS INC	SJI	33.97	-0.01622	0	0.003	-0.019218	Oct-17
Nov-17	SOUTH JERSEY INDS INC	SJI	33.86	-0.00324	0	0.003	-0.006238	Nov-17
Dec-17	SOUTH JERSEY INDS INC	SJI	31.23	-0.0694	0.28	0.002925	-0.072328	Dec-17

Jan-18	SOUTH JERSEY INDS INC	SJI	29.44	-0.05732	0	0.002925	-0.060242	Jan-18
Feb-18	SOUTH JERSEY INDS INC	SJI	26.21	-0.10971	0	0.002958	-0.112673	Feb-18
Mar-18	SOUTH JERSEY INDS INC	SJI	28.16	0.085082	0.28	0.003225	0.081857	Mar-18
Apr-18	SOUTH JERSEY INDS INC	SJI	30.9	0.097301	0	0.003208	0.094093	Apr-18
May-18	SOUTH JERSEY INDS INC	SJI	33.12	0.071845	0	0.003325	0.06852	May-18
Jun-18	SOUTH JERSEY INDS INC	SJI	33.47	0.019022	0.28	0.0033	0.015722	Jun-18
Jul-18	SOUTH JERSEY INDS INC	SJI	33.93	0.013744	0	0.003225	0.010519	Jul-18
Aug-18	SOUTH JERSEY INDS INC	SJI	33.18	-0.0221	0	0.003233	-0.025338	Aug-18
Sep-18	SOUTH JERSEY INDS INC	SJI	35.27	0.071429	0.28	0.003233	0.068195	Sep-18
Oct-18	SOUTH JERSEY INDS INC	SJI	29.54	-0.16246	0	0.00345	-0.165911	Oct-18
Nov-18	SOUTH JERSEY INDS INC	SJI	31.2	0.056195	0	0.003517	0.052678	Nov-18
Dec-18	SOUTH JERSEY INDS INC	SJI	27.8	-0.09976	0.2875	0.00335	-0.10311	Dec-18
Jan-19	SOUTH JERSEY INDS INC	SJI	29.78	0.071223	0	0.003275	0.067948	Jan-19
Feb-19	SOUTH JERSEY INDS INC	SJI	28.95	-0.02787	0	0.003158	-0.031029	Feb-19
Mar-19	SOUTH JERSEY INDS INC	SJI	32.07	0.117703	0.2875	0.003158	0.114545	Mar-19
Apr-19	SOUTH JERSEY INDS INC	SJI	32.12	0.001559	0	0.003075	-0.001516	Apr-19
May-19	SOUTH JERSEY INDS INC	SJI	31.55	-0.01775	0	0.003058	-0.020804	May-19
Jun-19	SOUTH JERSEY INDS INC	SJI	33.73	0.078209	0.2875	0.003058	0.075151	Jun-19
Jul-19	SOUTH JERSEY INDS INC	SJI	34.05	0.009487	0	0.002742	0.006745	Jul-19
Aug-19	SOUTH JERSEY INDS INC	SJI	32.34	-0.05022	0	0.002742	-0.052962	Aug-19
Sep-19	SOUTH JERSEY INDS INC	SJI	32.91	0.026515	0.2875	0.002483	0.024032	Sep-19
Oct-19	SOUTH JERSEY INDS INC	SJI	32.16	-0.02279	0	0.002525	-0.025314	Oct-19
Nov-19	SOUTH JERSEY INDS INC	SJI	31.24	-0.02861	0	0.002558	-0.031165	Nov-19
Dec-19	SOUTH JERSEY INDS INC	SJI	32.98	0.065141	0.295	0.002508	0.062633	Dec-19
Jan-20	SOUTH JERSEY INDS INC	SJI	30.8	-0.0661	0	0.00235	-0.068451	Jan-20
Feb-20	SOUTH JERSEY INDS INC	SJI	27.05	-0.12175	0	0.00245	-0.124203	Feb-20
Mar-20	SOUTH JERSEY INDS INC	SJI	25	-0.06488	0.295	0.002317	-0.067197	Mar-20
Apr-20	SOUTH JERSEY INDS INC	SJI	28.59	0.1436	0	0.002025	0.141575	Apr-20
May-20	SOUTH JERSEY INDS INC	SJI	28.36	-0.00804	0	0.002075	-0.01012	May-20
Jun-20	SOUTH JERSEY INDS INC	SJI	24.99	-0.10843	0.295	0.002008	-0.110436	Jun-20
Jul-20	SOUTH JERSEY INDS INC	SJI	23.33	-0.06643	0	0.001692	-0.068118	Jul-20
Aug-20	SOUTH JERSEY INDS INC	SJI	22.15	-0.05058	0	0.001875	-0.052454	Aug-20
Sep-20	SOUTH JERSEY INDS INC	SJI	19.27	-0.1167	0.295	0.001925	-0.118629	Sep-20
Oct-20	SOUTH JERSEY INDS INC	SJI	19.27	0	0	0.001958	-0.001958	Oct-20
Nov-20	SOUTH JERSEY INDS INC	SJI	23.02	0.194603	0	0.001917	0.192686	Nov-20
Dec-20	SOUTH JERSEY INDS INC	SJI	21.55	-0.05072	0.3025	0.001883	-0.0526	Dec-20
Jan-21	SOUTH JERSEY INDS INC	SJI	23.1	0.071926	0	0.002042	0.069884	Jan-21
Feb-21	SOUTH JERSEY INDS INC	SJI	25.11	0.087013	0	0.00225	0.084763	Feb-21
Mar-21	SOUTH JERSEY INDS INC	SJI	22.58	-0.08871	0.3025	0.002533	-0.091243	Mar-21

Unique Index Number	Trading Date	Company Name	Ticker	Closing Price	Total Return	Dividend Amount	IbbotRf	RP	Trading Date
	Jan-26						0.0031		Jan-26
	Feb-26						0.0028		Feb-26
	Mar-26						0.0032		Mar-26
	Apr-26						0.0030		Apr-26
	May-26						0.0028		May-26
	Jun-26						0.0033		Jun-26
	Jul-26						0.0031		Jul-26
	Aug-26						0.0031		Aug-26
	Sep-26						0.0030		Sep-26
	Oct-26						0.0030		Oct-26
	Nov-26						0.0031		Nov-26
	Dec-26						0.0030		Dec-26
	Jan-27						0.0030		Jan-27
	Feb-27						0.0027		Feb-27
	Mar-27						0.0029		Mar-27
	Apr-27						0.0027		Apr-27
	May-27						0.0028		May-27
	Jun-27						0.0027		Jun-27
	Jul-27						0.0027		Jul-27
	Aug-27						0.0029		Aug-27
	Sep-27						0.0027		Sep-27
	Oct-27						0.0028		Oct-27
	Nov-27						0.0027		Nov-27
	Dec-27						0.0027		Dec-27
	Jan-28						0.0027		Jan-28
	Feb-28						0.0025		Feb-28
	Mar-28						0.0027		Mar-28
	Apr-28						0.0026		Apr-28
	May-28						0.0027		May-28
	Jun-28						0.0027		Jun-28
	Jul-28						0.0027		Jul-28
	Aug-28						0.0029		Aug-28
	Sep-28						0.0027		Sep-28

Oct-28	0.0030	Oct-28
Nov-28	0.0027	Nov-28
Dec-28	0.0029	Dec-28
Jan-29	0.0029	Jan-29
Feb-29	0.0027	Feb-29
Mar-29	0.0028	Mar-29
Apr-29	0.0034	Apr-29
May-29	0.0030	May-29
Jun-29	0.0029	Jun-29
Jul-29	0.0032	Jul-29
Aug-29	0.0030	Aug-29
Sep-29	0.0032	Sep-29
Oct-29	0.0031	Oct-29
Nov-29	0.0026	Nov-29
Dec-29	0.0031	Dec-29
Jan-30	0.0029	Jan-30
Feb-30	0.0026	Feb-30
Mar-30	0.0029	Mar-30
Apr-30	0.0027	Apr-30
May-30	0.0027	May-30
Jun-30	0.0029	Jun-30
Jul-30	0.0028	Jul-30
Aug-30	0.0026	Aug-30
Sep-30	0.0029	Sep-30
Oct-30	0.0027	Oct-30
Nov-30	0.0026	Nov-30
Dec-30	0.0028	Dec-30
Jan-31	0.0028	Jan-31
Feb-31	0.0026	Feb-31
Mar-31	0.0029	Mar-31
Apr-31	0.0027	Apr-31
May-31	0.0026	May-31
Jun-31	0.0028	Jun-31
Jul-31	0.0027	Jul-31
Aug-31	0.0027	Aug-31
Sep-31	0.0027	Sep-31

Oct-31	0.0029	Oct-31
Nov-31	0.0031	Nov-31
Dec-31	0.0032	Dec-31
Jan-32	0.0032	Jan-32
Feb-32	0.0032	Feb-32
Mar-32	0.0031	Mar-32
Apr-32	0.0030	Apr-32
May-32	0.0028	May-32
Jun-32	0.0028	Jun-32
Jul-32	0.0028	Jul-32
Aug-32	0.0028	Aug-32
Sep-32	0.0026	Sep-32
Oct-32	0.0027	Oct-32
Nov-32	0.0026	Nov-32
Dec-32	0.0027	Dec-32
Jan-33	0.0027	Jan-33
Feb-33	0.0023	Feb-33
Mar-33	0.0027	Mar-33
Apr-33	0.0025	Apr-33
May-33	0.0028	May-33
Jun-33	0.0025	Jun-33
Jul-33	0.0026	Jul-33
Aug-33	0.0026	Aug-33
Sep-33	0.0025	Sep-33
Oct-33	0.0026	Oct-33
Nov-33	0.0025	Nov-33
Dec-33	0.0028	Dec-33
Jan-34	0.0029	Jan-34
Feb-34	0.0024	Feb-34
Mar-34	0.0027	Mar-34
Apr-34	0.0025	Apr-34
May-34	0.0025	May-34
Jun-34	0.0024	Jun-34
Jul-34	0.0024	Jul-34
Aug-34	0.0024	Aug-34
Sep-34	0.0023	Sep-34

Oct-34	0.0027	Oct-34
Nov-34	0.0025	Nov-34
Dec-34	0.0025	Dec-34
Jan-35	0.0025	Jan-35
Feb-35	0.0021	Feb-35
Mar-35	0.0022	Mar-35
Apr-35	0.0023	Apr-35
May-35	0.0023	May-35
Jun-35	0.0022	Jun-35
Jul-35	0.0024	Jul-35
Aug-35	0.0023	Aug-35
Sep-35	0.0023	Sep-35
Oct-35	0.0023	Oct-35
Nov-35	0.0024	Nov-35
Dec-35	0.0024	Dec-35
Jan-36	0.0024	Jan-36
Feb-36	0.0023	Feb-36
Mar-36	0.0024	Mar-36
Apr-36	0.0022	Apr-36
May-36	0.0022	May-36
Jun-36	0.0024	Jun-36
Jul-36	0.0023	Jul-36
Aug-36	0.0023	Aug-36
Sep-36	0.0021	Sep-36
Oct-36	0.0023	Oct-36
Nov-36	0.0022	Nov-36
Dec-36	0.0022	Dec-36
Jan-37	0.0021	Jan-37
Feb-37	0.0020	Feb-37
Mar-37	0.0022	Mar-37
Apr-37	0.0023	Apr-37
May-37	0.0022	May-37
Jun-37	0.0025	Jun-37
Jul-37	0.0024	Jul-37
Aug-37	0.0023	Aug-37
Sep-37	0.0023	Sep-37

Oct-37	0.0023	Oct-37
Nov-37	0.0024	Nov-37
Dec-37	0.0023	Dec-37
Jan-38	0.0023	Jan-38
Feb-38	0.0021	Feb-38
Mar-38	0.0023	Mar-38
Apr-38	0.0022	Apr-38
May-38	0.0022	May-38
Jun-38	0.0021	Jun-38
Jul-38	0.0021	Jul-38
Aug-38	0.0022	Aug-38
Sep-38	0.0021	Sep-38
Oct-38	0.0022	Oct-38
Nov-38	0.0021	Nov-38
Dec-38	0.0022	Dec-38
Jan-39	0.0021	Jan-39
Feb-39	0.0019	Feb-39
Mar-39	0.0021	Mar-39
Apr-39	0.0019	Apr-39
May-39	0.0020	May-39
Jun-39	0.0018	Jun-39
Jul-39	0.0019	Jul-39
Aug-39	0.0018	Aug-39
Sep-39	0.0019	Sep-39
Oct-39	0.0023	Oct-39
Nov-39	0.0020	Nov-39
Dec-39	0.0019	Dec-39
Jan-40	0.0020	Jan-40
Feb-40	0.0018	Feb-40
Mar-40	0.0019	Mar-40
Apr-40	0.0018	Apr-40
May-40	0.0019	May-40
Jun-40	0.0019	Jun-40
Jul-40	0.0020	Jul-40
Aug-40	0.0019	Aug-40
Sep-40	0.0018	Sep-40

Oct-40	0.0018	Oct-40
Nov-40	0.0018	Nov-40
Dec-40	0.0017	Dec-40
Jan-41	0.0016	Jan-41
Feb-41	0.0016	Feb-41
Mar-41	0.0018	Mar-41
Apr-41	0.0017	Apr-41
May-41	0.0017	May-41
Jun-41	0.0016	Jun-41
Jul-41	0.0016	Jul-41
Aug-41	0.0016	Aug-41
Sep-41	0.0016	Sep-41
Oct-41	0.0016	Oct-41
Nov-41	0.0014	Nov-41
Dec-41	0.0016	Dec-41
Jan-42	0.0021	Jan-42
Feb-42	0.0019	Feb-42
Mar-42	0.0021	Mar-42
Apr-42	0.0020	Apr-42
May-42	0.0019	May-42
Jun-42	0.0021	Jun-42
Jul-42	0.0021	Jul-42
Aug-42	0.0021	Aug-42
Sep-42	0.0020	Sep-42
Oct-42	0.0021	Oct-42
Nov-42	0.0020	Nov-42
Dec-42	0.0021	Dec-42
Jan-43	0.0020	Jan-43
Feb-43	0.0019	Feb-43
Mar-43	0.0021	Mar-43
Apr-43	0.0020	Apr-43
May-43	0.0019	May-43
Jun-43	0.0021	Jun-43
Jul-43	0.0021	Jul-43
Aug-43	0.0021	Aug-43
Sep-43	0.0020	Sep-43

Oct-43	0.0020	Oct-43
Nov-43	0.0021	Nov-43
Dec-43	0.0021	Dec-43
Jan-44	0.0021	Jan-44
Feb-44	0.0020	Feb-44
Mar-44	0.0021	Mar-44
Apr-44	0.0020	Apr-44
May-44	0.0022	May-44
Jun-44	0.0020	Jun-44
Jul-44	0.0021	Jul-44
Aug-44	0.0021	Aug-44
Sep-44	0.0020	Sep-44
Oct-44	0.0021	Oct-44
Nov-44	0.0020	Nov-44
Dec-44	0.0020	Dec-44
Jan-45	0.0021	Jan-45
Feb-45	0.0018	Feb-45
Mar-45	0.0020	Mar-45
Apr-45	0.0019	Apr-45
May-45	0.0019	May-45
Jun-45	0.0019	Jun-45
Jul-45	0.0018	Jul-45
Aug-45	0.0019	Aug-45
Sep-45	0.0018	Sep-45
Oct-45	0.0019	Oct-45
Nov-45	0.0018	Nov-45
Dec-45	0.0018	Dec-45
Jan-46	0.0017	Jan-46
Feb-46	0.0015	Feb-46
Mar-46	0.0016	Mar-46
Apr-46	0.0017	Apr-46
May-46	0.0018	May-46
Jun-46	0.0016	Jun-46
Jul-46	0.0019	Jul-46
Aug-46	0.0017	Aug-46
Sep-46	0.0018	Sep-46

Oct-46	0.0019	Oct-46
Nov-46	0.0018	Nov-46
Dec-46	0.0019	Dec-46
Jan-47	0.0018	Jan-47
Feb-47	0.0016	Feb-47
Mar-47	0.0018	Mar-47
Apr-47	0.0017	Apr-47
May-47	0.0017	May-47
Jun-47	0.0019	Jun-47
Jul-47	0.0018	Jul-47
Aug-47	0.0017	Aug-47
Sep-47	0.0018	Sep-47
Oct-47	0.0018	Oct-47
Nov-47	0.0017	Nov-47
Dec-47	0.0021	Dec-47
Jan-48	0.0020	Jan-48
Feb-48	0.0019	Feb-48
Mar-48	0.0022	Mar-48
Apr-48	0.0020	Apr-48
May-48	0.0018	May-48
Jun-48	0.0021	Jun-48
Jul-48	0.0019	Jul-48
Aug-48	0.0021	Aug-48
Sep-48	0.0020	Sep-48
Oct-48	0.0019	Oct-48
Nov-48	0.0021	Nov-48
Dec-48	0.0020	Dec-48
Jan-49	0.0020	Jan-49
Feb-49	0.0018	Feb-49
Mar-49	0.0019	Mar-49
Apr-49	0.0018	Apr-49
May-49	0.0020	May-49
Jun-49	0.0019	Jun-49
Jul-49	0.0017	Jul-49
Aug-49	0.0019	Aug-49
Sep-49	0.0017	Sep-49

Oct-49	0.0018	Oct-49
Nov-49	0.0017	Nov-49
Dec-49	0.0017	Dec-49
Jan-50	0.0018	Jan-50
Feb-50	0.0016	Feb-50
Mar-50	0.0018	Mar-50
Apr-50	0.0016	Apr-50
May-50	0.0019	May-50
Jun-50	0.0017	Jun-50
Jul-50	0.0018	Jul-50
Aug-50	0.0018	Aug-50
Sep-50	0.0017	Sep-50
Oct-50	0.0019	Oct-50
Nov-50	0.0018	Nov-50
Dec-50	0.0018	Dec-50
Jan-51	0.0020	Jan-51
Feb-51	0.0017	Feb-51
Mar-51	0.0019	Mar-51
Apr-51	0.0020	Apr-51
May-51	0.0021	May-51
Jun-51	0.0020	Jun-51
Jul-51	0.0023	Jul-51
Aug-51	0.0021	Aug-51
Sep-51	0.0019	Sep-51
Oct-51	0.0023	Oct-51
Nov-51	0.0021	Nov-51
Dec-51	0.0022	Dec-51
Jan-52	0.0023	Jan-52
Feb-52	0.0021	Feb-52
Mar-52	0.0023	Mar-52
Apr-52	0.0022	Apr-52
May-52	0.0020	May-52
Jun-52	0.0022	Jun-52
Jul-52	0.0022	Jul-52
Aug-52	0.0021	Aug-52
Sep-52	0.0023	Sep-52

Oct-52	0.0023	Oct-52
Nov-52	0.0021	Nov-52
Dec-52	0.0024	Dec-52
Jan-53	0.0023	Jan-53
Feb-53	0.0021	Feb-53
Mar-53	0.0025	Mar-53
Apr-53	0.0024	Apr-53
May-53	0.0024	May-53
Jun-53	0.0027	Jun-53
Jul-53	0.0025	Jul-53
Aug-53	0.0025	Aug-53
Sep-53	0.0025	Sep-53
Oct-53	0.0023	Oct-53
Nov-53	0.0024	Nov-53
Dec-53	0.0024	Dec-53
Jan-54	0.0023	Jan-54
Feb-54	0.0022	Feb-54
Mar-54	0.0025	Mar-54
Apr-54	0.0022	Apr-54
May-54	0.0020	May-54
Jun-54	0.0025	Jun-54
Jul-54	0.0022	Jul-54
Aug-54	0.0023	Aug-54
Sep-54	0.0022	Sep-54
Oct-54	0.0021	Oct-54
Nov-54	0.0023	Nov-54
Dec-54	0.0023	Dec-54
Jan-55	0.0022	Jan-55
Feb-55	0.0022	Feb-55
Mar-55	0.0024	Mar-55
Apr-55	0.0022	Apr-55
May-55	0.0025	May-55
Jun-55	0.0023	Jun-55
Jul-55	0.0023	Jul-55
Aug-55	0.0027	Aug-55
Sep-55	0.0024	Sep-55

Oct-55	0.0025	Oct-55
Nov-55	0.0024	Nov-55
Dec-55	0.0024	Dec-55
Jan-56	0.0025	Jan-56
Feb-56	0.0023	Feb-56
Mar-56	0.0023	Mar-56
Apr-56	0.0026	Apr-56
May-56	0.0026	May-56
Jun-56	0.0023	Jun-56
Jul-56	0.0026	Jul-56
Aug-56	0.0026	Aug-56
Sep-56	0.0025	Sep-56
Oct-56	0.0029	Oct-56
Nov-56	0.0027	Nov-56
Dec-56	0.0028	Dec-56
Jan-57	0.0029	Jan-57
Feb-57	0.0025	Feb-57
Mar-57	0.0026	Mar-57
Apr-57	0.0029	Apr-57
May-57	0.0029	May-57
Jun-57	0.0025	Jun-57
Jul-57	0.0033	Jul-57
Aug-57	0.0030	Aug-57
Sep-57	0.0031	Sep-57
Oct-57	0.0031	Oct-57
Nov-57	0.0029	Nov-57
Dec-57	0.0029	Dec-57
Jan-58	0.0027	Jan-58
Feb-58	0.0025	Feb-58
Mar-58	0.0027	Mar-58
Apr-58	0.0026	Apr-58
May-58	0.0024	May-58
Jun-58	0.0027	Jun-58
Jul-58	0.0027	Jul-58
Aug-58	0.0027	Aug-58
Sep-58	0.0032	Sep-58

Oct-58	0.0032	Oct-58
Nov-58	0.0028	Nov-58
Dec-58	0.0033	Dec-58
Jan-59	0.0031	Jan-59
Feb-59	0.0031	Feb-59
Mar-59	0.0035	Mar-59
Apr-59	0.0033	Apr-59
May-59	0.0033	May-59
Jun-59	0.0036	Jun-59
Jul-59	0.0035	Jul-59
Aug-59	0.0035	Aug-59
Sep-59	0.0034	Sep-59
Oct-59	0.0035	Oct-59
Nov-59	0.0035	Nov-59
Dec-59	0.0036	Dec-59
Jan-60	0.0035	Jan-60
Feb-60	0.0037	Feb-60
Mar-60	0.0036	Mar-60
Apr-60	0.0032	Apr-60
May-60	0.0037	May-60
Jun-60	0.0034	Jun-60
Jul-60	0.0032	Jul-60
Aug-60	0.0034	Aug-60
Sep-60	0.0032	Sep-60
Oct-60	0.0033	Oct-60
Nov-60	0.0032	Nov-60
Dec-60	0.0033	Dec-60
Jan-61	0.0033	Jan-61
Feb-61	0.0030	Feb-61
Mar-61	0.0031	Mar-61
Apr-61	0.0031	Apr-61
May-61	0.0034	May-61
Jun-61	0.0032	Jun-61
Jul-61	0.0033	Jul-61
Aug-61	0.0033	Aug-61
Sep-61	0.0032	Sep-61

Oct-61	0.0034	Oct-61
Nov-61	0.0032	Nov-61
Dec-61	0.0031	Dec-61
Jan-62	0.0037	Jan-62
Feb-62	0.0032	Feb-62
Mar-62	0.0033	Mar-62
Apr-62	0.0033	Apr-62
May-62	0.0032	May-62
Jun-62	0.0030	Jun-62
Jul-62	0.0034	Jul-62
Aug-62	0.0034	Aug-62
Sep-62	0.0030	Sep-62
Oct-62	0.0035	Oct-62
Nov-62	0.0031	Nov-62
Dec-62	0.0032	Dec-62
Jan-63	0.0032	Jan-63
Feb-63	0.0029	Feb-63
Mar-63	0.0031	Mar-63
Apr-63	0.0034	Apr-63
May-63	0.0033	May-63
Jun-63	0.0030	Jun-63
Jul-63	0.0036	Jul-63
Aug-63	0.0033	Aug-63
Sep-63	0.0034	Sep-63
Oct-63	0.0034	Oct-63
Nov-63	0.0032	Nov-63
Dec-63	0.0036	Dec-63
Jan-64	0.0035	Jan-64
Feb-64	0.0032	Feb-64
Mar-64	0.0037	Mar-64
Apr-64	0.0035	Apr-64
May-64	0.0032	May-64
Jun-64	0.0038	Jun-64
Jul-64	0.0035	Jul-64
Aug-64	0.0035	Aug-64
Sep-64	0.0034	Sep-64

Oct-64	0.0034	Oct-64
Nov-64	0.0035	Nov-64
Dec-64	0.0035	Dec-64
Jan-65	0.0033	Jan-65
Feb-65	0.0032	Feb-65
Mar-65	0.0038	Mar-65
Apr-65	0.0033	Apr-65
May-65	0.0033	May-65
Jun-65	0.0038	Jun-65
Jul-65	0.0034	Jul-65
Aug-65	0.0037	Aug-65
Sep-65	0.0035	Sep-65
Oct-65	0.0034	Oct-65
Nov-65	0.0037	Nov-65
Dec-65	0.0037	Dec-65
Jan-66	0.0038	Jan-66
Feb-66	0.0034	Feb-66
Mar-66	0.0040	Mar-66
Apr-66	0.0036	Apr-66
May-66	0.0041	May-66
Jun-66	0.0039	Jun-66
Jul-66	0.0038	Jul-66
Aug-66	0.0043	Aug-66
Sep-66	0.0041	Sep-66
Oct-66	0.0040	Oct-66
Nov-66	0.0038	Nov-66
Dec-66	0.0039	Dec-66
Jan-67	0.0040	Jan-67
Feb-67	0.0034	Feb-67
Mar-67	0.0039	Mar-67
Apr-67	0.0035	Apr-67
May-67	0.0043	May-67
Jun-67	0.0039	Jun-67
Jul-67	0.0043	Jul-67
Aug-67	0.0042	Aug-67
Sep-67	0.0040	Sep-67