

Atmos Energy Corporation (ATO)

NYSE - NYSE Delayed Price. Currency in USD

[Add to watchlist](#)

[Visitors trend](#) 2W ↑ 10W ↑ 9M ↑

Quote Lookup

98.25 +0.74 (+0.76%) **98.25** 0.00 (0.00%)

At close: 4:02PM EDT

After hours: 04:35PM EDT

- [Summary](#)
- [Company Outlook](#)
- [Chart](#)
- [Conversations](#)
- [Statistics](#)
- [Historical Data](#)
- [Profile](#)
- [Financials](#)
- [Analysis](#)
- [Options](#)
- [Holders](#)
- [Sustainability](#)

- [Finance Home](#)
- [Watchlists](#)
- [My Portfolio](#)
- [Screeners](#)
- [Yahoo Finance Plus](#)
- [Markets](#)
- [News](#)

[y!finance+](#) Try it free

Time Period: [Sep 01, 2020 - Sep 01, 2021](#) Show: [Historical Prices](#)

Frequency: [Monthly](#)

[Apply](#)

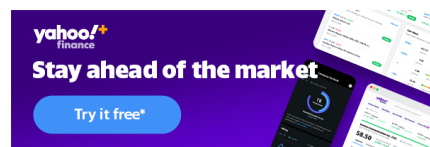
Currency in USD

[Download](#)

| Date | Open | High | Low | Close* | Adj Close** | Volume |
|--------------|-----------------------|--------|-------|--------|-------------|------------|
| Sep 01, 2021 | 97.97 | 98.59 | 97.54 | 98.25 | 98.25 | 647,963 |
| Sep 01, 2021 | - | - | - | - | - | - |
| Aug 20, 2021 | 0.625 Dividend | | | | | |
| Aug 01, 2021 | 98.75 | 102.28 | 96.52 | 97.51 | 96.89 | 13,301,400 |
| Jul 01, 2021 | 96.35 | 101.76 | 95.21 | 98.59 | 97.97 | 12,946,000 |
| Jun 01, 2021 | 99.42 | 101.84 | 95.67 | 96.11 | 95.50 | 16,077,700 |
| May 21, 2021 | 0.625 Dividend | | | | | |
| May 01, 2021 | 103.59 | 104.79 | 96.84 | 99.17 | 97.92 | 17,860,900 |
| Apr 01, 2021 | 98.57 | 104.99 | 97.08 | 103.59 | 102.28 | 14,908,800 |
| Mar 01, 2021 | 85.61 | 99.25 | 85.59 | 98.85 | 97.60 | 22,655,900 |
| Feb 19, 2021 | 0.625 Dividend | | | | | |
| Feb 01, 2021 | 89.06 | 94.30 | 84.59 | 84.61 | 82.98 | 20,439,900 |
| Jan 01, 2021 | 95.40 | 95.92 | 86.85 | 89.00 | 87.29 | 21,274,800 |
| Dec 01, 2020 | 96.19 | 102.26 | 91.35 | 95.43 | 93.59 | 20,720,200 |
| Nov 27, 2020 | 0.625 Dividend | | | | | |
| Nov 01, 2020 | 92.51 | 103.66 | 92.37 | 95.89 | 93.45 | 21,344,900 |
| Oct 01, 2020 | 95.61 | 98.19 | 90.66 | 91.67 | 89.34 | 19,655,600 |
| Sep 01, 2020 | 99.42 | 99.93 | 90.49 | 95.59 | 93.16 | 18,927,900 |

*Close price adjusted for splits.

**Adjusted close price adjusted for both dividends and splits.



People Also Watch

| Symbol | Last Price | Change | % Change |
|--|------------|--------|----------|
| LNT Alliant Energy Corporation | 61.64 | +0.85 | +1.40% |
| BKH Black Hills Corporation | 71.53 | +1.20 | +1.71% |
| AOS A. O. Smith Corporation | 72.60 | -0.12 | -0.17% |
| UGI UGI Corporation | 46.84 | +0.53 | +1.14% |
| NJR New Jersey Resources Corporation | 38.00 | +0.66 | +1.77% |

[Advertise with us](#)

[Data Disclaimer](#) [Help](#) [Suggestions](#)

[Privacy Dashboard](#) 

[Privacy \(Updated\)](#) [About Our Ads](#) [Terms \(Updated\)](#) [Sitemap](#)



© 2021 Verizon Media. All rights reserved.

New Jersey Resources Corporation (NJR)

NYSE - NYSE Delayed Price. Currency in USD

[Add to watchlist](#)

Visitors trend 2W ↓ 10W ↑ 9M ↑

38.00 +0.66 (+1.77%) **38.00** 0.00 (0.00%)

At close: 4:00PM EDT

After hours: 04:34PM EDT

Quote Lookup

- Summary
- Company Outlook +
- Chart
- Conversations
- Statistics
- Historical Data**
- Profile
- Financials
- Analysis
- Options
- Holders
- Sustainability

Time Period: [Sep 01, 2020 - Sep 01, 2021](#) ▾

Show: [Historical Prices](#) ▾

Frequency: [Monthly](#) ▾

Apply

Currency in USD

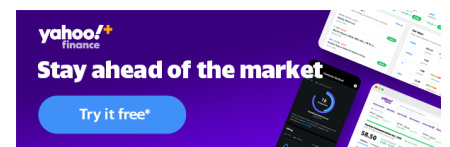
[Download](#)

| Date | Open | High | Low | Close* | Adj Close** | Volume |
|--------------|-----------------------|-------|-------|--------|-------------|------------|
| Sep 01, 2021 | - | - | - | - | - | - |
| Aug 01, 2021 | 38.82 | 39.52 | 36.69 | 37.34 | 37.34 | 10,108,900 |
| Jul 01, 2021 | 39.93 | 40.97 | 37.48 | 38.52 | 38.52 | 9,963,500 |
| Jun 15, 2021 | 0.333 Dividend | | | | | |
| Jun 01, 2021 | 42.86 | 44.41 | 39.21 | 39.57 | 39.27 | 10,013,300 |
| May 01, 2021 | 41.94 | 43.94 | 41.59 | 42.72 | 42.39 | 8,424,900 |
| Apr 01, 2021 | 40.00 | 43.41 | 39.46 | 41.95 | 41.63 | 9,814,100 |
| Mar 16, 2021 | 0.333 Dividend | | | | | |
| Mar 01, 2021 | 39.89 | 42.57 | 39.01 | 39.87 | 39.25 | 14,553,700 |
| Feb 01, 2021 | 35.00 | 40.40 | 34.61 | 39.29 | 38.68 | 11,484,800 |
| Jan 01, 2021 | 35.64 | 38.39 | 33.32 | 35.01 | 34.47 | 12,336,500 |
| Dec 15, 2020 | 0.333 Dividend | | | | | |
| Dec 01, 2020 | 33.50 | 36.19 | 32.40 | 35.55 | 34.66 | 11,473,200 |
| Nov 01, 2020 | 29.58 | 38.32 | 29.00 | 33.03 | 32.21 | 11,980,000 |
| Oct 01, 2020 | 26.88 | 30.99 | 26.43 | 29.18 | 28.45 | 12,433,500 |
| Sep 21, 2020 | 0.333 Dividend | | | | | |
| Sep 01, 2020 | 30.14 | 30.80 | 25.87 | 27.02 | 26.02 | 11,850,700 |

*Close price adjusted for splits.

**Adjusted close price adjusted for both dividends and splits.

... **y!finance+** Try it free



People Also Watch

| Symbol | Last Price | Change | % Change |
|-----------------------------------|------------|--------|----------|
| SJI | 25.01 | +0.20 | +0.81% |
| South Jersey Industries, Inc. | | | |
| NWN | 51.96 | +0.51 | +0.99% |
| Northwest Natural Holding Company | | | |
| SWX | 71.71 | +1.40 | +1.99% |
| Southwest Gas Holdings, Inc. | | | |
| NFG | 52.11 | +0.30 | +0.58% |
| National Fuel Gas Company | | | |
| CPK | 132.27 | +1.57 | +1.20% |
| Chesapeake Utilities Corporation | | | |

[Advertise with us](#)

[Data Disclaimer](#) [Help](#) [Suggestions](#)

[Privacy Dashboard](#) 

[Privacy \(Updated\)](#) [About Our Ads](#) [Terms \(Updated\)](#) [Sitemap](#)



© 2021 Verizon Media. All rights reserved.

Northwest Natural Holding Company (NWN)

NYSE - NYSE Delayed Price. Currency in USD

[Add to watchlist](#)

[Visitors trend](#) 2W ↑ 10W ↑ 9M ↑

51.96 +0.51 (+0.99%) **51.96** +0.08 (0.15%)

At close: 4:00PM EDT

After hours: 04:09PM EDT

Quote Lookup

- [Summary](#)
- [Company Outlook](#)
- [Chart](#)
- [Conversations](#)
- [Statistics](#)
- [Historical Data](#)**
- [Profile](#)
- [Financials](#)
- [Analysis](#)
- [Options](#)
- [Holders](#)
- [Sustainability](#)

Time Period: [Sep 01, 2020 - Sep 01, 2021](#)

Show: [Historical Prices](#)

Frequency: [Monthly](#)

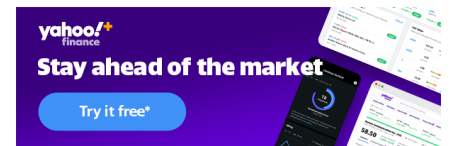
[Apply](#)

| Date | Open | High | Low | Close* | Adj Close** | Volume |
|--------------|----------------------|-------|-------|--------|-------------|------------|
| Sep 01, 2021 | 51.61 | 52.03 | 51.32 | 51.96 | 51.96 | 75,705 |
| Sep 01, 2021 | - | - | - | - | - | - |
| Aug 01, 2021 | 52.47 | 54.48 | 50.42 | 51.45 | 51.45 | 2,195,200 |
| Jul 29, 2021 | 0.48 Dividend | | | | | |
| Jul 01, 2021 | 52.71 | 54.01 | 50.83 | 52.29 | 51.82 | 2,433,500 |
| Jun 01, 2021 | 52.63 | 55.70 | 51.37 | 52.52 | 52.05 | 3,033,700 |
| May 01, 2021 | 54.08 | 56.11 | 52.50 | 52.88 | 52.41 | 3,220,300 |
| Apr 29, 2021 | 0.48 Dividend | | | | | |
| Apr 01, 2021 | 53.92 | 56.75 | 52.61 | 53.92 | 52.96 | 3,418,500 |
| Mar 01, 2021 | 48.76 | 54.27 | 46.77 | 53.95 | 52.99 | 8,905,900 |
| Feb 01, 2021 | 46.99 | 50.18 | 43.12 | 47.99 | 47.14 | 5,333,400 |
| Jan 28, 2021 | 0.48 Dividend | | | | | |
| Jan 01, 2021 | 46.23 | 47.24 | 41.71 | 46.71 | 45.41 | 10,753,700 |
| Dec 01, 2020 | 48.50 | 52.30 | 44.29 | 45.99 | 44.71 | 4,741,500 |
| Nov 01, 2020 | 45.04 | 51.70 | 43.65 | 47.92 | 46.58 | 3,680,700 |
| Oct 29, 2020 | 0.48 Dividend | | | | | |
| Oct 01, 2020 | 45.14 | 48.36 | 42.33 | 44.44 | 42.73 | 3,902,700 |
| Sep 01, 2020 | 51.00 | 51.40 | 43.34 | 45.39 | 43.65 | 4,730,300 |

*Close price adjusted for splits.

**Adjusted close price adjusted for both dividends and splits.

[y!finance+](#) Try it free



People Also Watch

| Symbol | Last Price | Change | % Change |
|--|------------|--------|----------|
| NJR New Jersey Resources Corporation | 38.00 | +0.66 | +1.77% |
| AWR American States Water Company | 93.85 | +1.64 | +1.78% |
| LANC Lancaster Colony Corporation | 175.06 | -2.18 | -1.23% |
| NFG National Fuel Gas Company | 52.11 | +0.30 | +0.58% |
| SJW SJW Group | 70.61 | +1.28 | +1.85% |

[Advertise with us](#)

[Data Disclaimer](#) [Help](#) [Suggestions](#)

[Privacy Dashboard](#) 

[Privacy \(Updated\)](#) [About Our Ads](#) [Terms \(Updated\)](#) [Sitemap](#)



© 2021 Verizon Media. All rights reserved.

ONE Gas, Inc. (OGS)

NYSE - NYSE Delayed Price. Currency in USD

[Add to watchlist](#)

[Visitors trend](#) 2W ↑ 10W ↑ 9M ↑

Quote Lookup

72.80 **+0.98 (+1.36%)** **72.80** **+0.02 (0.03%)**

At close: 4:00PM EDT

After hours: 04:01PM EDT

- Summary
- Company Outlook
- Chart
- Conversations
- Statistics
- Historical Data**
- Profile
- Financials
- Analysis
- Options
- Holders
- Sustainability

Time Period: [Sep 01, 2020 - Sep 01, 2021](#) ▾

Show: [Historical Prices](#) ▾

Frequency: [Monthly](#) ▾

Apply

Currency in USD

[Download](#)

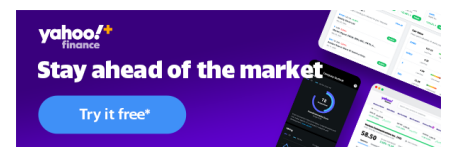
| Date | Open | High | Low | Close* | Adj Close** | Volume |
|------|------|------|-----|--------|-------------|--------|
|------|------|------|-----|--------|-------------|--------|

| Date | Open | High | Low | Close* | Adj Close** | Volume |
|--------------|----------------------|-------|-------|--------|-------------|-----------|
| Sep 01, 2021 | - | - | - | - | - | - |
| Aug 12, 2021 | 0.58 Dividend | | | | | |
| Aug 01, 2021 | 74.08 | 75.32 | 70.81 | 71.82 | 71.26 | 3,486,800 |
| Jul 01, 2021 | 74.44 | 75.93 | 72.01 | 73.78 | 73.20 | 4,681,100 |
| Jun 01, 2021 | 74.19 | 78.96 | 73.19 | 74.12 | 73.54 | 5,819,600 |
| May 14, 2021 | 0.58 Dividend | | | | | |
| May 01, 2021 | 80.99 | 81.55 | 72.50 | 74.32 | 73.18 | 6,349,800 |
| Apr 01, 2021 | 76.86 | 81.90 | 75.69 | 80.47 | 79.24 | 4,151,000 |
| Mar 01, 2021 | 68.23 | 77.70 | 67.29 | 76.91 | 75.73 | 7,738,600 |
| Feb 18, 2021 | 0.58 Dividend | | | | | |
| Feb 01, 2021 | 73.39 | 74.78 | 66.77 | 66.97 | 65.42 | 5,321,700 |
| Jan 01, 2021 | 77.00 | 78.01 | 69.48 | 73.13 | 71.44 | 5,602,600 |
| Dec 01, 2020 | 80.10 | 82.20 | 74.74 | 76.77 | 74.99 | 5,039,000 |
| Nov 13, 2020 | 0.54 Dividend | | | | | |
| Nov 01, 2020 | 70.12 | 82.40 | 69.66 | 79.18 | 76.79 | 6,387,900 |
| Oct 01, 2020 | 68.85 | 74.85 | 66.94 | 69.04 | 66.96 | 5,199,800 |
| Sep 01, 2020 | 73.70 | 75.55 | 65.51 | 69.01 | 66.93 | 5,880,600 |

*Close price adjusted for splits.

**Adjusted close price adjusted for both dividends and splits.

[y!finance+](#) Try it free



People Also Watch

| Symbol | Last Price | Change | % Change |
|--|------------|--------|----------|
| NWE NorthWestern Corporation | 64.37 | +0.77 | +1.21% |
| SWX Southwest Gas Holdings, Inc. | 71.71 | +1.40 | +1.99% |
| NJR New Jersey Resources Corporation | 38.00 | +0.66 | +1.77% |
| SR Spire Inc. | 67.49 | +0.79 | +1.18% |
| OGE OGE Energy Corp. | 35.73 | +0.32 | +0.90% |

[Advertise with us](#)

[Data Disclaimer](#) [Help](#) [Suggestions](#)

[Privacy Dashboard](#) 

[Privacy \(Updated\)](#) [About Our Ads](#) [Terms \(Updated\)](#) [Sitemap](#)



© 2021 Verizon Media. All rights reserved.

South Jersey Industries, Inc. (SJI)

NYSE - NYSE Delayed Price. Currency in USD

☆ Add to watchlist

👤 Visitors trend 2W ↓ 10W ↑ 9M ↑

25.01 +0.20 (+0.81%) **25.01** 0.00 (0.00%)

At close: 4:00PM EDT

After hours: 04:09PM EDT

- Summary
- Company Outlook
- Chart
- Conversations
- Statistics
- Historical Data
- Profile
- Financials
- Analysis
- Options
- Holders
- Sustainability

Time Period: Sep 01, 2020 - Sep 01, 2021 Show: Historical Prices

Frequency: Monthly


Apply

Currency in USD

📄 Download

| Date | Open | High | Low | Close* | Adj Close** | Volume |
|--------------|-----------------------|-------|-------|--------|-------------|------------|
| Sep 01, 2021 | 24.89 | 25.13 | 24.65 | 25.01 | 25.01 | 389,956 |
| Sep 01, 2021 | - | - | - | - | - | - |
| Aug 01, 2021 | 25.44 | 25.91 | 23.97 | 24.81 | 24.81 | 12,108,400 |
| Jul 01, 2021 | 26.20 | 26.72 | 24.52 | 25.17 | 25.17 | 20,036,700 |
| Jun 09, 2021 | 0.303 Dividend | | | | | |
| Jun 01, 2021 | 26.61 | 27.99 | 25.62 | 25.93 | 25.65 | 27,523,200 |
| May 01, 2021 | 24.75 | 26.87 | 24.60 | 26.66 | 26.37 | 23,750,500 |
| Apr 01, 2021 | 22.69 | 25.47 | 22.45 | 24.75 | 24.48 | 52,965,000 |
| Mar 16, 2021 | 0.303 Dividend | | | | | |
| Mar 01, 2021 | 25.64 | 29.24 | 21.13 | 22.58 | 22.10 | 76,130,300 |
| Feb 01, 2021 | 23.28 | 26.50 | 21.98 | 25.11 | 24.57 | 15,541,300 |
| Jan 01, 2021 | 21.64 | 24.20 | 20.82 | 23.10 | 22.61 | 24,772,600 |
| Dec 09, 2020 | 0.303 Dividend | | | | | |
| Dec 01, 2020 | 23.41 | 24.00 | 20.48 | 21.55 | 20.81 | 18,242,400 |
| Nov 01, 2020 | 19.43 | 25.01 | 19.29 | 23.02 | 22.23 | 16,587,400 |
| Oct 01, 2020 | 19.17 | 20.84 | 18.70 | 19.27 | 18.61 | 23,464,300 |
| Sep 09, 2020 | 0.295 Dividend | | | | | |
| Sep 01, 2020 | 22.06 | 22.62 | 18.24 | 19.27 | 18.35 | 24,293,100 |

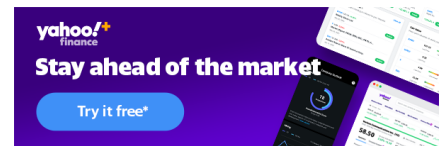
*Close price adjusted for splits. **Adjusted close price adjusted for both dividends and splits.



SPONSORED BY: CHARLES SCHWAB

Today's Market Update From Schwab Specialists

Stay up to date on the market with timely content from our trading specialists.



People Also Watch

| Symbol | Last Price | Change | % Change |
|-----------------------------------|---------------|--------------|---------------|
| NJR | 38.00 | +0.66 | +1.77% |
| New Jersey Resources Corporation | | | |
| SWX | 71.71 | +1.40 | +1.99% |
| Southwest Gas Holdings, Inc. | | | |
| NWN | 51.96 | +0.51 | +0.99% |
| Northwest Natural Holding Company | | | |
| CPK | 132.27 | +1.57 | +1.20% |
| Chesapeake Utilities Corporation | | | |
| UGI | 46.84 | +0.53 | +1.14% |
| UGI Corporation | | | |

[Advertise with us](#)

[Data Disclaimer](#) [Help](#) [Suggestions](#)

[Privacy Dashboard](#) 

[Privacy \(Updated\)](#) [About Our Ads](#) [Terms \(Updated\)](#) [Sitemap](#)



© 2021 Verizon Media. All rights reserved.

Spire Inc. (SR)

NYSE - NYSE Delayed Price. Currency in USD

☆ Add to watchlist

👤 Visitors trend 2W ↑ 10W ↑ 9M ↑

67.49 +0.79 (+1.18%) **67.49** 0.00 (0.00%)

At close: 4:00PM EDT

After hours: 04:34PM EDT

- Summary
- Company Outlook
- Chart
- Conversations
- Statistics
- Historical Data**
- Profile
- Financials
- Analysis
- Options
- Holders
- Sustainability

Time Period: Sep 01, 2020 - Sep 01, 2021 Show: Historical Prices

Frequency: Monthly

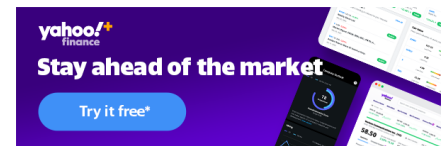
Apply

Currency in USD

Download

| Date | Open | High | Low | Close* | Adj Close** | Volume |
|--------------|-----------------------|-------|-------|--------|-------------|-----------|
| Sep 01, 2021 | 67.09 | 67.76 | 66.52 | 67.49 | 67.49 | 158,816 |
| Sep 01, 2021 | - | - | - | - | - | - |
| Aug 01, 2021 | 71.34 | 74.23 | 66.14 | 66.70 | 66.70 | 5,893,800 |
| Jul 01, 2021 | 72.55 | 74.46 | 68.70 | 70.95 | 70.95 | 5,449,300 |
| Jun 10, 2021 | 0.65 Dividend | | | | | |
| Jun 01, 2021 | 71.88 | 76.85 | 69.77 | 72.27 | 71.63 | 7,189,900 |
| May 01, 2021 | 75.84 | 77.87 | 71.48 | 71.66 | 71.03 | 5,714,400 |
| Apr 01, 2021 | 73.85 | 77.95 | 72.70 | 75.34 | 74.68 | 5,019,600 |
| Mar 10, 2021 | 0.65 Dividend | | | | | |
| Mar 01, 2021 | 67.37 | 75.78 | 65.79 | 73.89 | 72.58 | 8,453,300 |
| Feb 01, 2021 | 61.19 | 69.39 | 60.50 | 66.42 | 65.24 | 8,541,200 |
| Jan 01, 2021 | 64.42 | 64.54 | 59.29 | 61.19 | 60.10 | 5,656,700 |
| Dec 10, 2020 | 0.65 Dividend | | | | | |
| Dec 01, 2020 | 64.69 | 67.84 | 60.43 | 64.04 | 62.28 | 5,877,800 |
| Nov 01, 2020 | 56.74 | 68.01 | 55.95 | 63.96 | 62.20 | 6,102,600 |
| Oct 01, 2020 | 52.80 | 59.75 | 51.82 | 56.04 | 54.50 | 7,122,500 |
| Sep 10, 2020 | 0.623 Dividend | | | | | |
| Sep 01, 2020 | 58.32 | 58.73 | 50.58 | 53.20 | 51.16 | 6,804,700 |

*Close price adjusted for splits. **Adjusted close price adjusted for both dividends and splits.



People Also Watch

| Symbol | Last Price | Change | % Change |
|--|------------|--------|----------|
| SWX Southwest Gas Holdings, Inc. | 71.71 | +1.40 | +1.99% |
| NWE NorthWestern Corporation | 64.37 | +0.77 | +1.21% |
| SJI South Jersey Industries, Inc. | 25.01 | +0.20 | +0.81% |
| OGS ONE Gas, Inc. | 72.80 | +0.98 | +1.36% |
| NJR New Jersey Resources Corporation | 38.00 | +0.66 | +1.77% |

[Advertise with us](#)

[Data Disclaimer](#) [Help](#) [Suggestions](#)

[Privacy Dashboard](#) 

[Privacy \(Updated\)](#) [About Our Ads](#) [Terms \(Updated\)](#) [Sitemap](#)



© 2021 Verizon Media. All rights reserved.

Southwest Gas Holdings, Inc. (SWX)

NYSE - NYSE Delayed Price. Currency in USD

Add to watchlist

Visitors trend 2W ↓ 10W ↑ 9M ↑

71.71 +1.40 (+1.99%) **71.71** -0.05 (-0.07%)

At close: 4:00PM EDT

After hours: 04:09PM EDT

Quote Lookup

- Summary
- Company Outlook
- Chart
- Conversations
- Statistics
- Historical Data**
- Profile
- Financials
- Analysis
- Options
- Holders
- Sustainability

Time Period: [Sep 01, 2020 - Sep 01, 2021](#) ▾

Show: [Historical Prices](#) ▾

Frequency: [Monthly](#) ▾

Apply

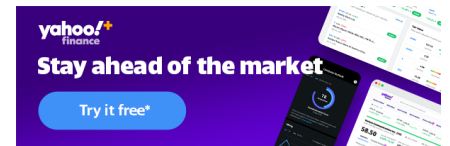
Currency in USD

Download

| Date | Open | High | Low | Close* | Adj Close** | Volume |
|--------------|-----------------------|-------|-------|--------|-------------|------------|
| Sep 01, 2021 | 70.52 | 71.76 | 70.02 | 71.71 | 71.71 | 354,260 |
| Sep 01, 2021 | - | - | - | - | - | - |
| Aug 13, 2021 | 0.595 Dividend | | | | | |
| Aug 01, 2021 | 70.38 | 73.05 | 67.79 | 70.31 | 69.73 | 8,614,600 |
| Jul 01, 2021 | 66.67 | 71.90 | 64.63 | 69.93 | 69.35 | 8,794,500 |
| Jun 01, 2021 | 66.01 | 68.20 | 62.54 | 66.19 | 65.64 | 9,094,400 |
| May 14, 2021 | 0.595 Dividend | | | | | |
| May 01, 2021 | 70.11 | 72.57 | 65.29 | 66.01 | 64.92 | 10,923,500 |
| Apr 01, 2021 | 68.47 | 73.54 | 67.61 | 69.72 | 68.57 | 5,806,700 |
| Mar 01, 2021 | 63.35 | 71.35 | 61.77 | 68.71 | 67.57 | 18,791,500 |
| Feb 12, 2021 | 0.57 Dividend | | | | | |
| Feb 01, 2021 | 59.96 | 66.64 | 58.91 | 62.35 | 60.76 | 7,034,700 |
| Jan 01, 2021 | 61.15 | 61.29 | 57.00 | 59.96 | 58.43 | 8,155,600 |
| Dec 01, 2020 | 64.92 | 66.23 | 58.03 | 60.75 | 59.20 | 7,494,000 |
| Nov 13, 2020 | 0.57 Dividend | | | | | |
| Nov 01, 2020 | 66.57 | 75.00 | 64.20 | 64.25 | 62.10 | 4,317,700 |
| Oct 01, 2020 | 62.88 | 69.26 | 62.05 | 65.72 | 63.52 | 4,442,700 |
| Sep 01, 2020 | 62.54 | 64.60 | 59.44 | 63.10 | 60.99 | 7,659,400 |

*Close price adjusted for splits.

**Adjusted close price adjusted for both dividends and splits.



People Also Watch

| Symbol | Last Price | Change | % Change |
|-----------------------------------|---------------|--------------|---------------|
| SJI | 25.01 | +0.20 | +0.81% |
| South Jersey Industries, Inc. | | | |
| NJR | 38.00 | +0.66 | +1.77% |
| New Jersey Resources Corporation | | | |
| NWN | 51.96 | +0.51 | +0.99% |
| Northwest Natural Holding Company | | | |
| CPK | 132.27 | +1.57 | +1.20% |
| Chesapeake Utilities Corporation | | | |
| NWE | 64.37 | +0.77 | +1.21% |
| NorthWestern Corporation | | | |

Advertise with us

[Data Disclaimer](#) [Help](#) [Suggestions](#)

[Privacy Dashboard](#) 

[Privacy \(Updated\)](#) [About Our Ads](#) [Terms \(Updated\)](#) [Sitemap](#)



© 2021 Verizon Media. All rights reserved.