COMMONWEALTH OF KENTUCKY

BEFORE THE PUBLIC SERVICE COMMISSION

In the Matter of:

THE ELECTRONIC APPLICATION OF EAST KENTUCKY POWER COOPERATIVE, INC. FOR A GENERAL ADJUSTMENT OF RATES APPROVAL OF DEPRECIATION STUDY AMORTIZATION OF CERTAIN REGULATORY ASSETS AND OTHER GENERAL RELIEF	)	**Case No. 2021-00103**

EAST KENTUCKY POWER COOPERATIVE, INC.'S MOTION FOR CONFIDENTIAL TREATMENT

Comes now East Kentucky Power Cooperative, Inc. ("EKPC"), by and through counsel, pursuant to KRS 61.878, 807 KAR 5:001, Section 13 and other applicable law, and for its Motion requesting that the Kentucky Public Service Commission ("Commission") afford confidential treatment to certain information filed in its Responses to Commission Staff's First Request for Information ("Staff's First Request") in the above-captioned proceeding, respectfully states as follows:

1. EKPC's Application in the above-styled proceeding was deemed filed on April 6, 2021.

2. Commission Staff issued Staff's First Request on March 4, 2021. As part of EKPC's responses to Staff's First Request, EKPC is filing information regarding cost saving information attributable to its participation in PJM; the estimated savings for borrowing costs from more favorable interest rates that EKPC has achieved in recent years; specific customer information regarding the cost of service study ("COSS") spreadsheets; a wage survey conducted

by an outside third party; medical/dental and other benefit plans; and Board and Administrative Policies, among other things. Collectively this information and these documents are hereinafter referred to as the "Confidential Information."

3. Specifically, the Confidential Information is being provided in response to Staff's First Request Nos. 1b, 16, 21, 24, 27 and 31a-d. References to Confidential Information are also found response to Staff's First Request Nos. 22 and 35.

4. Request No. 1b. from the March 4th request for information states as follows;

> A listing, with description, of all activities, initiatives or programs undertaken or continued by the utility since its last general rate case for the purpose of minimizing costs or improving the efficiency of its operations or maintenance activities. Include all quantifiable realized and projected savings.

5. In the response to Request No. 1b, EKPC is providing the cost savings that EKPC has been able to realize as a result of joining PJM as well as the interest rates and proprietary information pertaining to the interest savings EKPC has been able to realize. This information is already subject to a pending motion for confidential treatment filed on April 1, 2021 when the Application was originally tendered to the Commission. Said motion is incorporated herein as if set forth in full.

6. Request No. 16 from the March 4th request for information states as follows:

> Provide a copy of each cost of service study, billing analysis, and all exhibits and schedules filed with the utility's rate application in Excel spreadsheet format with all formulas, columns, and rows unprotected and fully accessible.

7. In the response to Request No. 16, EKPC is providing an Excel spreadsheet, *Application Exhibit 39 COSS and RD CONFIDENTIAL.xlsx.* This spreadsheet contains specific personal information for some of EKPC's owner-member's retail customers, including customer

names along with their usage and other personal details. This tab cannot be separated from the rest of the spreadsheet so EKPC is requesting confidential treatment for the entire spreadsheet.

8. Request No. 21 from the March 4th request for information states as follows:

> State whether the utility, through an outside consultant or otherwise, performed a study or survey to compare its wages, salaries, benefits, and other compensation to those of other utilities in the region, or to other local or regional enterprises since the utility's last base rate case.

9. In the response to Request No. 21, EKPC is providing a copy of the Total Rewards Assessment, dated June 7, 2017, that was prepared for EKPC by Mercer, a third-party vendor specializing in assessing compensation and benefits programs.

10. Request No. 24 of the March 4th request for information states as follows:

> Provide a schedule reflecting the salaries and other compensation of each executive officer for the base period and three most recent calendar years. Include the percentage annual increase and the effective date of each increase, the job title, duty and responsibility of each officer, the number of employees who report to each officer, and to whom each officer reports. For employees elected to executive officer status since the test year in the utility's most recent rate case, provide the salaries for the persons they replaced.

11. In response to Request No. 24, EKPC is providing, *inter alia*, a copy of Board Policy 103, which includes the delegations of authorities for EKPC executive leadership.

12. Request No. 27 of the March 4th request for information states as follows:

> Provide each medical insurance policy that the utility currently maintains.

13. In the response to Request No. 27, EKPC is providing copies of its medical insurance policy that it currently maintains.

14. Request No. 31a. through 31d. of the March 4th request for information states as follows:

a. Provide the utility's written compensation policy as approved by the board of directors.
b. Provide a narrative description of the compensation policy, including the reasons for establishing the policy and the utility's objectives for the policy.
c. Explain whether the compensation policy was developed with the assistance of an outside consultant. If the compensation policy was developed or reviewed by a consultant, provide any study or report provided by the consultant.
d. Explain when the utility's compensation policy was last reviewed or given consideration by the board of directors.

15. In the response to Request No. 31a through 31d, EKPC is providing its Administrative Policy for Pay Plans, a narrative summary of the policy, how the policy was developed and the last review of the policy along with the Board Resolution for the policy revisions.

16. The information included in the responses listed above is being tendered in redacted form in the public version of EKPC's filing and in an unredacted form filed under seal herewith.

17. The Confidential Information contains sensitive information that describes the cost savings that EKPC has been able to realize as a result of joining PJM. It also includes the interest rates and proprietary information pertaining to the interest savings EKPC has been able to realize. The public disclosure of this information would give other participants in the PJM market insights into EKPC's market strategies and performance within PJM and the debt markets. Likewise, the Confidential Information could arm prospective lenders, with whom EKPC may need to negotiate with in the future, with data to allow such lenders an unfair commercial advantage over EKPC. The Confidential Information is commercially sensitive and proprietary, as previously recognized by the Commission.[1]

---

[1] *In the Matter of the Application of East Kentucky Power Cooperative, Inc. for Approval of the Acquisition of Existing Combustion Turbine Facilities from Bluegrass Generating Company, LLC at the Bluegrass Generating Station in LaGrange, Oldham County, Kentucky and for Approval of the Assumption of Certain Evidences of Indebtedness*,

18. Also included within the Confidential Information is a spreadsheet that contains customer specific billing information, which is self-evidently confidential. Indeed, the Commission's own privacy regulation – 807 KAR 5:001, Section 4(10), requires that such information be filed on a confidential basis.

19. The Confidential Information also contains the Mercer compensation and benefits report that was prepared specifically for EKPC in 2017. The Mercer Report includes highly sensitive analysis of EKPC's relative compensation data, indeed, in many cases it contains data that is unique to specific non-executive employees. This information is personal in nature and if disclosed could violate EKPC employees' and retirees' reasonable expectations of personal privacy with regard to compensation.[2] While such a report is useful to management in assuring that EKPC's compensation is properly oriented and in-line with the market, the Mercer Report would be extremely valuable to competitors who could use the information to poach EKPC's workforce. Moreover, the Mercer Report is itself subject to copyright protections, which lend further weight to it not being published in a public context.[3] The Commission has previously

---

Order, Case No. 2015-00267 (Ky. P.S.C. Jan. 12, 2016) (granting confidential treatment for net capacity revenues in PJM); *In the Matter of the Application of East Kentucky Power Cooperative, Inc. for Approval of the Amendment and Extension or Refinancing of an Unsecured Revolving Credit Agreement in an Amount up to $800,000,000 of Which up to $100,000,000 May be in the Form of an Unsecured Renewable Term Loan and $200,000,000 of Which Will be in the Form of a Future Increase Option*, Order, Case No. 2016-00116 (Ky. P.S.C. April 12, 2016) (granting confidential treatment to rate and terms associated with Credit Facility).

[2] *See Cape Pub'ns, Inc. v. Univ. of Louisville Found., Inc.,* 260 S.W.3d 818, 822 (Ky. 2008) (compensation information is private in nature); *Zink v. Department of Workers' Claims, Labor Cabinet,* 902 S.W.2d 825, 828 (Ky. Ct. App. 1994) ("information such as . . . wage rate . . . [is] generally accepted by society as [a] detail in which an individual has at least some expectation of privacy."); *see also* KRS 68.878(1)(a).

[3] *See In the Matter of the Application of Water Service Corporation of Kentucky for a General Adjustment in Existing Rates*, Order, Case No. 2015-00382 (Ky. P.S.C. Apr. 5, 2016).

recognized that wage and compensation studies are confidential under the Kentucky Open Records Act.[4]

20. EKPC is also providing a copy of the health insurance policy that it currently has in effect. Coupled with disclosure of the amounts paid for insurance in prior data request responses, this information would allow health insurance providers to calculated EKPC's budget for health insurance to a very high level. Public disclosure of such knowledge would prejudice EKPC when it next seeks to bid its health insurance benefit plan. The release of detailed benefit and premium information would result in the virtually complete public revelation of EKPC's goals and objectives for securing adequate health insurance for its workforce and negatively impact EKPC's ability to competitively bid such expenditures in the future.

21. Similarly, the internal Administrative Policy for Pay Plans and merit increases, and benefits offered to EKPC employees and retirees are also highly confidential. The Administrative Policy also offers the "rulebook" for setting compensation and – if disclosed – would give other employers strategic insights into the specifics of EKPC's compensation policies. The public release of this information would arm EKPC's competitors with information that would aid them in poaching employees from EKPC – all of which would harm EKPC and its owner-members. While EKPC does not object to sharing this information with the Commission on a confidential basis, publicly disclosing this information hampers EKPC's ability to attract and retain a skilled workforce. Commission precedent demonstrates that the Commission has already recognized the confidential and proprietary nature of internal corporate policies such as this.[5]

---

[4] *See id.*; *In the Matter of the Proposed Adjustment of the Wholesale Water Service Rates of the City of Augusta*, Order, Case No. 2015-00039 (Ky. P.S.C. Sept. 22, 2015).

[5] *See, e.g., In the Matter of the Electronic Examination of the Application of the Fuel Adjustment Clause of East Kentucky Power Cooperative, Inc. from May 1, 2017 through October 31, 2017,* Order, Case No. 2018-00019 (Ky. P.S.C. May 29, 2018) (governance and commodity procurement policies); *In the Matter of the Electronic Application of Duke Energy Kentucky, Inc. for: 1) An Adjustment of the Electric Rates; 2) Approval of an Environmental*

22. Similarly, Board Policy 103 is one of the cornerstones of EKPC's internal governance and management, revealing the inner-most workings and relationships of its key executives and their subordinates. The information is closely held by the Company and, if revealed to competitors, would give significant insight into EKPC's organization, decision-making process, scope of authority for individuals at various levels of the cooperative and other highly sensitive information. This information could then be used for purposes such as poaching EKPC's skilled workforce, determining and copying the "best practices" EKPC has developed over time in terms of management and generally developing strategies to take advantage of such insider information. Board policies are routinely recognized by the Commission and courts as confidential.[6]

23. The Confidential Information is retained by EKPC on a "need-to-know" basis and is not publicly available. If disclosed, the Confidential Information would give potential lenders and market competitors a tremendous competitive advantage in the course of ongoing and future negotiations for debt and skilled labor. These market advantages would likely translate into higher costs for EKPC and, by extension, detrimentally higher rates for EKPC's owner-members. Thus, disclosure of the Confidential Information would be highly prejudicial to EKPC, EKPC's owner-member cooperatives and those owner-members' end-use retail members.

Compliance Plan and Surcharge Mechanism; 3) Approval of New Tariffs; 4) Approval of Accounting Practices to Establish Regulatory Assets and Liabilities and 5) All Other Required Approvals and Relief, Order, Case No. 2017-00321 (Ky. P.S.C. May 4, 2018) (accounting policies).

[6] *See, e.g., Hoy v. Kentucky Industrial Revitalization Authority*, 907 S.W.2d 766, 768 (Ky. 1995); *In the Matter of the Electronic Examination of the Application of the Fuel Adjustment Clause of East Kentucky Power Cooperative, Inc. from May 1, 2017 through October 31, 2017,* Order, Case No. 2018-00019 (Ky. P.S.C. May 29, 2018) (governance and commodity procurement policies); *In the Matter of the Electronic Application of Duke Energy Kentucky, Inc. for: 1) An Adjustment of the Electric Rates; 2) Approval of an Environmental Compliance Plan and Surcharge Mechanism; 3) Approval of New Tariffs; 4) Approval of Accounting Practices to Establish Regulatory Assets and Liabilities and 5) All Other Required Approvals and Relief*, Order, Case No. 2017-00321 (Ky. P.S.C. May 4, 2018) (accounting policies).

24. The Kentucky Open Records Act exempts the Confidential Information from public disclosure. *See* KRS 61.878(1). Moreover, the Kentucky Supreme Court has stated, "information concerning the inner workings of a corporation is 'generally accepted as confidential or proprietary.'" *Hoy v. Kentucky Industrial Revitalization Authority*, 907 S.W.2d 766, 768 (Ky. 1995). Because the Confidential Information is critical to EKPC's effective execution of business decisions and strategy, it satisfies both the statutory and common law standards for being afforded confidential treatment.

25. EKPC does not object to limited disclosure of the Confidential Information, pursuant to an acceptable confidentiality and nondisclosure agreement, to the Attorney General or any other intervenors with a legitimate interest in reviewing the same for the sole purpose of participating in this case.

26. In accordance with the provisions of 807 KAR 5:001, Section 13(2), EKPC is filing one copy of the Confidential Information separately under seal. The filing of the Confidential Information is noted in the public version of EKPC's responses, which include redacted copies of such information.

27. In accordance with the provisions of 807 KAR 5:001, Section 13(3), EKPC respectfully requests that the Confidential Information be withheld from public disclosure for a period of ten years. This will assure that the Confidential Information – if disclosed after that time – will be less likely to include information that continues to be commercially sensitive so as to impair the interests of EKPC if publicly disclosed. However, EKPC reserves the right to seek an extension of the grant of confidential treatment if it is necessary to do so at that time.

WHEREFORE, on the basis of the foregoing, EKPC respectfully requests the Commission to enter an Order granting this Motion for Confidential Treatment and to so afford such protection

from public disclosure to the unredacted copies of Confidential Information, which is filed herewith under seal, for a period of ten years from the date of entry of such an Order.

This 15th day of April 2021.

Respectfully submitted,

David S. Samford
L. Allyson Honaker
GOSS SAMFORD, PLLC
2365 Harrodsburg Road, Suite B325
Lexington, KY 40504
(859) 368-7740
david@gosssamfordlaw.com
allyson@gosssamfordlaw.com

Counsel for East Kentucky Power Cooperative, Inc.

CERTIFICATE OF SERVICE

This is to certify that the foregoing electronic filing is a true and accurate copy of the document being filed in paper medium; that the electronic filing was transmitted to the Commission on April 15, 2021; that there are currently no parties that the Commission has excused from participation by electronic means in this proceeding; and that a copy of the filing in paper medium will be delivered to the Commission within thirty (30) days of the conclusion of the present COVID-19 related state of emergency.

Counsel for East Kentucky Power Cooperative, Inc.

COMMONWEALTH OF KENTUCKY

BEFORE THE PUBLIC SERVICE COMMISSION

In the Matter of:

ELECTRONIC APPLICATION OF EAST	**)**	
KENTUCKY POWER COOPERATIVE, INC.	**)**	
FOR A GENERAL ADJUSTMENT OF RATES,	**)**	**CASE NO.**
APPROVAL OF DEPRECIATION STUDY,	**)**	**2021-00103**
AMORTIZATION OF CERTAIN REGULATORY	**)**	
ASSETS, AND OTHER GENERAL RELIEF	**)**	

RESPONSES TO COMMISSION STAFF'S FIRST REQUEST

FOR INFORMATION TO EAST KENTUCKY POWER COOPERATIVE, INC.

DATED MARCH 4, 2021

COMMONWEALTH OF KENTUCKY

BEFORE THE PUBLIC SERVICE COMMISSION

In the Matter of:

ELECTRONIC APPLICATION OF EAST KENTUCKY POWER COOPERATIVE, INC. FOR A GENERAL ADJUSTMENT OF RATES, APPROVAL OF DEPRECIATION STUDY, AMORTIZATION OF CERTAIN REGULATORY ASSETS, AND OTHER GENERAL RELIEF	)	**CASE NO. 2021-00103**

CERTIFICATE

COMMONWEALTH OF KENTUCKY)
)
COUNTY OF CLARK)

Mark Brewer, being duly sworn, states that he has supervised the preparation of the responses of East Kentucky Power Cooperative, Inc. to the Commission Staff's First Request for Information in the above-referenced case dated March 4, 2021, and that the matters and things set forth therein are true and accurate to the best of his knowledge, information and belief, formed after reasonable inquiry.

Mark Brewer

Subscribed and sworn before me on this 14th day of April __, 2021.

Gwyn M. Willoughby

Notary Public - #590567
Commission expires - 11/30/2021

GWYN M. WILLOUGHBY
Notary Public
Kentucky – State at Large
My Commission Expires Nov 30, 2021

COMMONWEALTH OF KENTUCKY

BEFORE THE PUBLIC SERVICE COMMISSION

In the Matter of:

ELECTRONIC APPLICATION OF EAST KENTUCKY POWER COOPERATIVE, INC. FOR A GENERAL ADJUSTMENT OF RATES, APPROVAL OF DEPRECIATION STUDY, AMORTIZATION OF CERTAIN REGULATORY ASSETS, AND OTHER GENERAL RELIEF	)	**CASE NO. 2021-00103**

CERTIFICATE

COMMONWEALTH OF KENTUCKY)
)
COUNTY OF CLARK)

Ann F. Bridges, being duly sworn, states that she has supervised the preparation of the responses of East Kentucky Power Cooperative, Inc. to the Commission Staff's First Request for Information in the above-referenced case dated March 4, 2021, and that the matters and things set forth therein are true and accurate to the best of her knowledge, information and belief, formed after reasonable inquiry.

Ann F Bridges

Subscribed and sworn before me on this 7th day of April __, 2021.

Gwyn Willoughby

Notary Public - #590567
Commission expires - 11/30/2021

GWYN M. WILLOUGHBY
Notary Public
Kentucky – State at Large
My Commission Expires Nov 30, 2021

COMMONWEALTH OF KENTUCKY

BEFORE THE PUBLIC SERVICE COMMISSION

In the Matter of:

ELECTRONIC APPLICATION OF EAST KENTUCKY POWER COOPERATIVE, INC. FOR A GENERAL ADJUSTMENT OF RATES, APPROVAL OF DEPRECIATION STUDY, AMORTIZATION OF CERTAIN REGULATORY ASSETS, AND OTHER GENERAL RELIEF	)	**CASE NO. 2021-00103**

CERTIFICATE

COMMONWEALTH OF KENTUCKY)
)
COUNTY OF CLARK)

Michelle K. Carpenter, being duly sworn, states that she has supervised the preparation of the responses of East Kentucky Power Cooperative, Inc. to the Commission Staff's First Request for Information in the above-referenced case dated March 4, 2021, and that the matters and things set forth therein are true and accurate to the best of her knowledge, information and belief, formed after reasonable inquiry.

Michelle K. Carpenter

Subscribed and sworn before me on this 14th day of April __, 2021.

Gwyn M. Willoughby

Notary Public - #590567
Commission expires - 11/30/2021

GWYN M. WILLOUGHBY
Notary Public
Kentucky – State at Large
My Commission Expires Nov 30, 2021

COMMONWEALTH OF KENTUCKY

BEFORE THE PUBLIC SERVICE COMMISSION

In the Matter of:

ELECTRONIC APPLICATION OF EAST KENTUCKY POWER COOPERATIVE, INC. FOR A GENERAL ADJUSTMENT OF RATES, APPROVAL OF DEPRECIATION STUDY, AMORTIZATION OF CERTAIN REGULATORY ASSETS, AND OTHER GENERAL RELIEF	)	**CASE NO. 2021-00103**

CERTIFICATE

COMMONWEALTH OF KENTUCKY)
)
COUNTY OF CLARK)

Paul A.Dolloff, being duly sworn, states that he has supervised the preparation of the responses of East Kentucky Power Cooperative, Inc. to the Commission Staff's First Request for Information in the above-referenced case dated March 4, 2021, and that the matters and things set forth therein are true and accurate to the best of his knowledge, information and belief, formed after reasonable inquiry.

Subscribed and sworn before me on this 9th day of April __, 2021.

Notary Public - #590567
Commission expires - 11/30/2021

GWYN M. WILLOUGHBY
Notary Public
Kentucky – State at Large
My Commission Expires Nov 30, 2021

COMMONWEALTH OF KENTUCKY

BEFORE THE PUBLIC SERVICE COMMISSION

In the Matter of:

ELECTRONIC APPLICATION OF EAST KENTUCKY POWER COOPERATIVE, INC. FOR A GENERAL ADJUSTMENT OF RATES, APPROVAL OF DEPRECIATION STUDY, AMORTIZATION OF CERTAIN REGULATORY ASSETS, AND OTHER GENERAL RELIEF	)	**CASE NO. 2021-00103**

CERTIFICATE

COMMONWEALTH OF KENTUCKY)
)
COUNTY OF CLARK)

Scott Drake, being duly sworn, states that he has supervised the preparation of the responses of East Kentucky Power Cooperative, Inc. to the Commission Staff's First Request for Information in the above-referenced case dated March 4, 2021, and that the matters and things set forth therein are true and accurate to the best of his knowledge, information and belief, formed after reasonable inquiry.

Scott Drake

Subscribed and sworn before me on this 7th day of April __, 2021.

Gwyn M. Willoughby

Notary Public - #590567
Commission expires - 11/30/2021

GWYN M. WILLOUGHBY
Notary Public
Kentucky – State at Large
My Commission Expires Nov 30, 2021

COMMONWEALTH OF KENTUCKY

BEFORE THE PUBLIC SERVICE COMMISSION

In the Matter of:

ELECTRONIC APPLICATION OF EAST KENTUCKY POWER COOPERATIVE, INC. FOR A GENERAL ADJUSTMENT OF RATES, APPROVAL OF DEPRECIATION STUDY, AMORTIZATION OF CERTAIN REGULATORY ASSETS, AND OTHER GENERAL RELIEF	)	**CASE NO. 2021-00103**

CERTIFICATE

COMMONWEALTH OF KENTUCKY)
)
COUNTY OF CLARK)

Barry Lindeman, being duly sworn, states that he has supervised the preparation of the responses of East Kentucky Power Cooperative, Inc. to the Commission Staff's First Request for Information in the above-referenced case dated March 4, 2021, and that the matters and things set forth therein are true and accurate to the best of his knowledge, information and belief, formed after reasonable inquiry.

Subscribed and sworn before me on this 7th day of April __, 2021.

Notary Public - #590567
Commission expires - 11/30/2021

GWYN M. WILLOUGHBY
Notary Public
Kentucky – State at Large
My Commission Expires Nov 30, 2021

COMMONWEALTH OF KENTUCKY

BEFORE THE PUBLIC SERVICE COMMISSION

In the Matter of:

ELECTRONIC APPLICATION OF EAST KENTUCKY POWER COOPERATIVE, INC. FOR A GENERAL ADJUSTMENT OF RATES, APPROVAL OF DEPRECIATION STUDY, AMORTIZATION OF CERTAIN REGULATORY ASSETS, AND OTHER GENERAL RELIEF	)	**CASE NO. 2021-00103**

CERTIFICATE

STATE OF MN)
)
COUNTY OF WASHINGTON)

Richard J. Macke, being duly sworn, states that he has supervised the preparation of the responses of East Kentucky Power Cooperative, Inc. to the Commission Staff's First Request for Information in the above-referenced case dated March 4, 2021, and that the matters and things set forth therein are true and accurate to the best of his knowledge, information and belief, formed after reasonable inquiry.

Richard J. Macke

Subscribed and sworn before me on this 12 day of April __, 2021.

SHELLY THOMPSON
NOTARY PUBLIC - MINNESOTA
My Commission Expires Jan. 31, 2025

Shelly Thompson

Notary Public - #_____

Commission expires - 1-31-25

COMMONWEALTH OF KENTUCKY

BEFORE THE PUBLIC SERVICE COMMISSION

In the Matter of:

ELECTRONIC APPLICATION OF EAST KENTUCKY POWER COOPERATIVE, INC. FOR A GENERAL ADJUSTMENT OF RATES, APPROVAL OF DEPRECIATION STUDY, AMORTIZATION OF CERTAIN REGULATORY ASSETS, AND OTHER GENERAL RELIEF	)	**CASE NO. 2021-00103**

CERTIFICATE

COMMONWEALTH OF KENTUCKY)
)
COUNTY OF CLARK)

Isaac S. Scott, being duly sworn, states that he has supervised the preparation of the responses of East Kentucky Power Cooperative, Inc. to the Commission Staff's First Request for Information in the above-referenced case dated March 4, 2021, and that the matters and things set forth therein are true and accurate to the best of his knowledge, information and belief, formed after reasonable inquiry.

Isaac S. Scott

Subscribed and sworn before me on this 7th day of April __, 2021.

Gwyn M. Willoughby

Notary Public - #590567
Commission expires - 11/30/2021

GWYN M. WILLOUGHBY
Notary Public
Kentucky – State at Large
My Commission Expires Nov 30, 2021

COMMONWEALTH OF KENTUCKY

BEFORE THE PUBLIC SERVICE COMMISSION

In the Matter of:

ELECTRONIC APPLICATION OF EAST KENTUCKY POWER COOPERATIVE, INC. FOR A GENERAL ADJUSTMENT OF RATES, APPROVAL OF DEPRECIATION STUDY, AMORTIZATION OF CERTAIN REGULATORY ASSETS, AND OTHER GENERAL RELIEF	)	**CASE NO. 2021-00103**

CERTIFICATE

STATE OF PENNSYLVANIA_____)
)
COUNTY OF CUMBERLAND__)

John J. Spanos, being duly sworn, states that he has supervised the preparation of the responses of East Kentucky Power Cooperative, Inc. to the Commission Staff's First Request for Information in the above-referenced case dated March 4, 2021, and that the matters and things set forth therein are true and accurate to the best of his knowledge, information and belief, formed after reasonable inquiry.

John J. Spanos

Subscribed and sworn before me on this 8 day of April, 2021.

Commonwealth of Pennsylvania - Notary Seal
MEGAN LYNN ECKRICH - Notary Public
Cumberland County
My Commission Expires Sep 16, 2023
Commission Number 1264513

Notary Public - # 1264513
Commission expires - Sep. 16, 2023

COMMONWEALTH OF KENTUCKY

BEFORE THE PUBLIC SERVICE COMMISSION

In the Matter of:

ELECTRONIC APPLICATION OF EAST KENTUCKY POWER COOPERATIVE, INC. FOR A GENERAL ADJUSTMENT OF RATES, APPROVAL OF DEPRECIATION STUDY, AMORTIZATION OF CERTAIN REGULATORY ASSETS, AND OTHER GENERAL RELIEF	)	**CASE NO. 2021-00103**

CERTIFICATE

COMMONWEALTH OF KENTUCKY)
)
COUNTY OF CLARK)

Thomas J. Stachnik, being duly sworn, states that he has supervised the preparation of the responses of East Kentucky Power Cooperative, Inc. to the Commission Staff's First Request for Information in the above-referenced case dated March 4, 2021, and that the matters and things set forth therein are true and accurate to the best of his knowledge, information and belief, formed after reasonable inquiry.

Subscribed and sworn before me on this 8th day of April, 2021.

Notary Public - #590567
Commission expires - 11/30/2021

GWYN M. WILLOUGHBY
Notary Public
Kentucky – State at Large
My Commission Expires Nov 30, 2021

COMMONWEALTH OF KENTUCKY

BEFORE THE PUBLIC SERVICE COMMISSION

In the Matter of:

ELECTRONIC APPLICATION OF EAST KENTUCKY POWER COOPERATIVE, INC. FOR A GENERAL ADJUSTMENT OF RATES, APPROVAL OF DEPRECIATION STUDY, AMORTIZATION OF CERTAIN REGULATORY ASSETS, AND OTHER GENERAL RELIEF	)	**CASE NO. 2021-00103**

CERTIFICATE

COMMONWEALTH OF KENTUCKY)
)
COUNTY OF CLARK)

Mary Jane Warner, being duly sworn, states that she has supervised the preparation of the responses of East Kentucky Power Cooperative, Inc. to the Commission Staff's First Request for Information in the above-referenced case dated March 4, 2021, and that the matters and things set forth therein are true and accurate to the best of her knowledge, information and belief, formed after reasonable inquiry.

Mary Jane Warner

Subscribed and sworn before me on this 8th day of April __, 2021.

Gwyn M. Willoughby

Notary Public - #590567
Commission expires - 11/30/2021

GWYN M. WILLOUGHBY
Notary Public
Kentucky – State at Large
My Commission Expires Nov 30, 2021

EAST KENTUCKY POWER COOPERATIVE, INC.
PSC CASE NO. 2021-00103
FIRST REQUEST FOR INFORMATION RESPONSE

COMMISSION STAFF'S FIRST REQUEST FOR INFORMATION DATED 3/4/21
REQUEST 1
RESPONSIBLE PERSON: **Isaac S. Scott**
COMPANY: **East Kentucky Power Cooperative, Inc.**

Request 1. Provide the following expense account data:

Request 1a. A schedule, in comparative form, showing the operating expense account balance for the base period and each of the three most recent calendar years for each account or subaccount included in the utility's annual report. Show the percentage of increase or decrease of each year over the prior year.

Response 1a. Please the schedule provided on pages 6 through 9 of this response and the corresponding Excel spreadsheet *PSC DR1 Response 1a.xlsx*. As EKPC has filed its application utilizing a historic test year, it has assumed that "base period" means the historic test year, the 12 months ending December 31, 2019.

EKPC notes that this request significantly duplicates Request 17, which asks for similar information for each account or subaccount included in EKPC's annual report, FERC Form 1, pages 320-323. Request 1a asks for the information "for the

base period and each of the three most recent calendar years", while Request 17 asks for the information "for the test year and each of the three most recent calendar years preceding the test year." The three most recent calendar years would be 2018, 2019, and 2020, which includes the historic test year. The three most recent calendar years preceding the test year would be 2016, 2017, and 2018. In order to be responsive to the Commission's requests and resolve what EKPC perceives to be conflicting time periods, it is providing this analysis for 2016, 2017, 2018, the historic test year of 2019, and 2020.

Request 1b. A listing, with descriptions, of all activities, initiatives or programs undertaken or continued by the utility since its last general rate case for the purpose of minimizing costs or improving the efficiency of its operations or maintenance activities. Include all quantifiable realized and projected savings.

Response 1b. EKPC provides the following summary of significant activities, initiatives, or programs undertaken or continued since its last general rate case for the purpose of minimizing costs or improving the efficiency of its operations or maintenance activities. While there were other activities, initiatives, and programs undertaken, it is not possible to reasonably estimate the dollar impact of such actions.

Joining PJM Interconnection, LLC ("PJM"). EKPC joined PJM on June 1, 2013 and has experienced total net benefits as great or greater than originally estimated in 2012. Based

on the annual filings EKPC provides to the Commission, the following table shows the costs, benefits, and net benefits experienced since EKPC joined PJM in 2013.

PJM Costs and Benefits by Delivery Year (in millions)							
Item	06/13 – 05/14	06/14 – 05/15	06/15 – 05/16	06/16 – 05/17	06/17 – 5/18	06/18 – 05/19	06/19 – 5/20
Costs:							
Administrative Costs	[redacted]	[redacted]	[redacted]	[redacted]	[redacted]	[redacted]	[redacted]
Transmission Costs	[redacted]	[redacted]	[redacted]	[redacted]	[redacted]	[redacted]	[redacted]
Total Costs	[redacted]	[redacted]	[redacted]	[redacted]	[redacted]	[redacted]	[redacted]
Benefits:							
Trade Benefits	[redacted]	[redacted]	[redacted]	[redacted]	[redacted]	[redacted]	[redacted]
Capacity Benefits	[redacted]	[redacted]	[redacted]	[redacted]	[redacted]	[redacted]	[redacted]
Avoided PTP Trans-mission Charges	[redacted]	[redacted]	[redacted]	[redacted]	[redacted]	[redacted]	[redacted]
Total Benefits	[redacted]	[redacted]	[redacted]	[redacted]	[redacted]	[redacted]	[redacted]
Total Net Benefits	[redacted]	[redacted]	[redacted]	[redacted]	[redacted]	[redacted]	[redacted]
Cumulative Net Benefits	[redacted]	[redacted]	[redacted]	[redacted]	[redacted]	[redacted]	[redacted]
Average Net Benefits per Delivery Year		[redacted]	[redacted]	[redacted]	[redacted]	[redacted]	[redacted]

EKPC would note that the majority of the Trade Benefits are returned to its Owner-Member Cooperatives ("owner-members") and in turn to end-use retail members through the Fuel Adjustment Clause.

Utilizing Provisions of the 2018 Farm Bill. Under the provisions of the Farm Bill, EKPC was able to prepay several of its Rural Utilities Service and Federal Financing Bank notes from its Cushion of Credit account, without incurring any prepayment penalties. This prepayment resulted in estimated savings in interest expense of $24.5 million. While using

the Cushion of Credit in this manner did reduce the balance upon which EKPC was earning interest income, it avoided the significant reductions in the applicable interest rates. Under the provisions of the Farm Bill, on October 1, 2020 the interest paid on Cushion of Credit balances reduced from 5% to 4% and on October 1, 2021 and thereafter the interest rate is to be set at the one-year Treasury rate.

Establishing and Improving Credit Ratings. At the time of EKPC's last general rate case its debt was not rated by credit rating agencies. EKPC achieved its first credit ratings in October and November of 2011. Since that time, EKPC has improved its credit ratings, which in turn has lowered its interest expense on its private placement debt and the credit facility. EKPC estimates that it has saved approximately [redacted] annually in interest expense on its private placement debt. EKPC also estimates that it has saved approximately [redacted] annually in interest expense on its credit facility.

Employee Medical Coverage Expenses. EKPC has implemented several changes in its medical coverage program, beginning in 2011, which have resulted in estimated cumulative savings of approximately $24.6 million through the end of the test year. Those changes include:

- Change in the pharmacy provider, initiated in 2011, estimated annual savings of $1.4 million;
- Change in the medical provider network, initiated in 2013, estimated annual savings of $1.0 million;

- Implemented a specialty copay assistance program, initiated in 2018, estimated annual average savings of $0.6 million;
- Medical plan design changes which shifted some costs from the employer to employees, initiated in 2018, estimated annual savings of $1.4 million; and
- Moved Medicare retirees from self-funded program to a Medicare Advantage plan, initiated in 2019, estimated annual savings of $1.0 million.

Employee Training Programs. EKPC was able to change its approach on employee training by moving to in-house facilitation rather than bringing in outside facilitators for all employees. The estimated savings from this action are approximately $0.8 million.

Recruitment of Executive Employees. EKPC changed its approach for the recruitment of executive level employees by utilizing a single firm. The estimated savings from this action are approximately $0.4 million.

PSC DR1 Response 1a xlsx

East Kentucky Power Cooperative, Inc.
Operating Expense Account Balances
FERC Form 1, Pages 114, 320-323, and 336

Accounts	2016 Balances	2017 Balances	2017 %age Change	2018 Balances	2018 %age Change	Test Year - 2019 Balances	Test Year - 2019 %age Change	2020 Balances	2020 %age Change
FERC Form 1 Page 114:									
Electric -									
Operation Expenses (401)	$540,404,131	$526,176,102	-2.63%	$547,649,323	4 08%	$502,650,207	-8 22%	$453,687,054	-9.74%
Maintenance Expenses (402)	$84,381,379	$96,851,098	14.78%	$100,476,387	3.74%	$102,419,737	1 93%	$89,175,823	-12.93%
Other -									
Operation Expenses (401)	$1,357,754	$1,455,538	7.20%	$1,447,303	-0 57%	$757,267	-47 68%	$270,931	-64.22%
Maintenance Expenses (402)	$498,296	$324,433	-34.89%	$557,291	71.77%	$229,854	-58.76%	$73,898	-67.85%
Depreciation Expense - Electric (403)	$99,424,562	$102,736,550	3.33%	$104,808,627	2 02%	$106,621,639	1.73%	$111,526,080	4.60%
Depreciation Expense - Other (403)	$1,628,500	$1,585,536	-2.64%	$1,596,257	0 68%	$587,725	-63.18%	$84,882	-85.56%
Depreciation Expense for Asset Retirement Costs (403.1)	$4,314,833	$4,253,041	-1.43%	$451,843	-89 38%	$2,025,757	348 33%	$2,358,893	16.45%
Amortization & Depletion of Utility Plant - Electric (404-405)	$90,403	$57,920	-35.93%	$57,920	0 00%	$59,674	3 03%	$103,117	72.80%
Amortization & Depletion of Utility Plant - Other (404-405)	$43,800	$43,800	0.00%	$43,800	0 00%	$14,600	-66 67%	$0	-100.00%
Amortization of Utility Plant Acquisition Adjustment (406)	$0	$0	0.00%	$0	0 00%	$0	0 00%	$0	0.00%
Amort. of Prop. Losses, Unrecoved. Plant & Reg. Study Costs (407)	$684,892	$12,619,479	1742.55%	$12,567,095	-0.42%	$12,168,157	-3.17%	$12,035,524	-1.09%
Amortization of Conversion Expenses (407)	$0	$0	0.00%	$0	0 00%	$0	0 00%	$0	0.00%
Regulatory Debits (407 3)	$0	$0	0.00%	$0	0 00%	$0	0 00%	$0	0.00%
(Less) Regulatory Credits (407.4)	$0	$0	0.00%	$0	0 00%	$0	0 00%	$0	0.00%
Taxes Other than Income Taxes (408.1)	$94,488	$113,853	20.49%	$190,099	66 97%	$118,995	-37.40%	$266,510	123.97%
Income Taxes - Federal (409.1)	$0	$0	0.00%	$0	0 00%	$0	0 00%	$0	0.00%
Income Taxes - Other (409.1)	$800	$800	0.00%	$1,200	50 00%	$1,200	0 00%	$1,200	0.00%
Provision for Deferred Incomes Taxes (410.1)	$0	$0	0.00%	$0	0 00%	$0	0 00%	$0	0.00%
(Less) Provision for Deferred Income Taxes (411.1)	$0	$0	0.00%	$0	0 00%	$0	0 00%	$0	0.00%
Investment Tax Credit Adjustment - Net (411.4)	$0	$0	0.00%	$0	0 00%	$0	0 00%	$0	0.00%
(Less) Gains from Disposal of Utility Plant (411.6)	$0	$0	0.00%	($404,963)	0 00%	($1,308,876)	223 21%	$0	-100.00%
Losses from Disposal of Utility Plant (411.7)	$0	$0	0.00%	$0	0 00%	$0	0 00%	$0	0.00%
(Less) Gains from Disposition of Allowances (411 8)	($47)	($44)	-6.38%	($45)	2 27%	($43)	-4.44%	($15)	-65.12%
Losses from Dispositionof Allowances (411 9)	$0	$0	0.00%	$0	0 00%	$0	0 00%	$0	0.00%
Accretion Expense (411.10)	$314,291	$352,446	12.14%	($21,102)	-105 99%	$390,860	-1952 24%	$538,256	37.71%
Total Utility Operating Expenses	$733,238,082	$746,570,552	1.82%	$769,421,035	3 06%	$726,736,753	-5 55%	$670,122,153	-7.79%
FERC Form 1 Pages 320-323:									
Power Production Expenses									
A. Steam Power Generation									
Operation									
Operation Supervision and Engineering (500)	$8,437,186	$7,499,164	-11.12%	$7,520,385	0 28%	$8,546,343	13 64%	$9,233,986	8.05%
Fuel (501)	$237,541,070	$169,423,123	-28.68%	$185,873,031	9.71%	$145,511,551	-21.71%	$160,823,214	10.52%
Steam Expenses (502)	$12,302,307	$12,362,700	0.49%	$11,751,847	-4 94%	$11,892,276	1.19%	$11,699,693	-1.62%
Steam from Other Sources (503)	$0	$0	0.00%	$0	0 00%	$0	0 00%	$0	0.00%
(Less) Steam Transferred CR (504)	$0	$0	0.00%	$0	0 00%	$0	0 00%	$0	0.00%
Electric Expenses (505)	$5,434,841	$5,519,233	1.55%	$5,512,249	-0.13%	$5,916,155	7 33%	$6,196,374	4.74%
Miscellaneous Steam Power Expenses (506)	$32,155,550	$29,602,299	-7.94%	$32,128,329	8 53%	$28,250,770	-12 07%	$30,998,967	9.73%
Rents (507)	$0	$0	0.00%	$0	0 00%	$0	0 00%	$0	0.00%
Allowance (509)	$52,761	$32,331	-38.72%	$22,866	-29 28%	$28,087	22 83%	$24,631	-12.30%
Total Operation	$295,923,715	$224,438,850	-24.16%	$242,808,707	8.18%	$200,145,182	-17 57%	$218,976,865	9.41%
Maintenance									
Maintenance Supervision and Engineering (510)	$3,225,793	$3,152,395	-2.28%	$3,197,976	1.45%	$3,310,825	3 53%	$3,413,566	3.10%
Maintenance of Structures (511)	$5,643,986	$6,621,286	17.32%	$5,975,329	-9.76%	$6,286,688	5 21%	$5,135,413	-18.31%
Maintenance of Boiler Plant (512)	$46,819,822	$53,758,288	14.82%	$57,601,659	7.15%	$56,898,528	-1 22%	$50,449,926	-11.33%
Maintenance of Electric Plant (513)	$5,895,709	$12,310,712	108.81%	$7,468,665	-39 33%	$10,909,960	46 08%	$8,408,960	-22.92%
Maintenance of Miscellaneous Steam Plant (514)	$0	$0	0.00%	$0	0 00%	$0	0 00%	$0	0.00%
Total Maintenance	$61 585 310	$75 842 681	23.15%	$74 243 629	-2.11%	$77 406 001	4 26%	$67 407 865	-12.92%
Total Power Production Expenses - Steam Power	$357,509,025	$300,281,531	-16.01%	$317,052,336	5 59%	$277,551,183	-12.46%	$286,384,730	3.18%

Note: EKPC does not have any B. Nuclear Power Generation or C. Hydraulic Power Generation, so these accounts have been excluded from this analysis.

PSC DR1 Response 1a xlsx

East Kentucky Power Cooperative, Inc.
Operating Expense Account Balances
FERC Form 1, Pages 114, 320-323, and 336

	2016	2017		2018		Test Year - 2019		2020	
Accounts	Balances	Balances	%age Change	Balances	%age Change	Balances	%age Change	Balances	%age Change
D. Other Power Generation									
Operation									
Operation Supervision and Engineering (546)	$1,409,842	$2,182,799	54.83%	$2,317,412	6.17%	$3,287,393	41 86%	$3,247,861	-1.20%
Fuel (547)	$9,385,951	$9,794,612	4.35%	$23,502,187	139 95%	$17,095,322	-27 26%	$11,300,704	-33.90%
Generation Expenses (548)	$5,273,886	$5,030,901	-4.61%	$5,082,726	1 03%	$5,783,338	13.78%	$6,590,043	13.95%
Miscellaneous Other Power Generation Expenses (549)	$2,919,678	$3,434,321	17.63%	$3,092,979	-9 94%	$3,896,580	25 98%	$4,291,649	10.14%
Rents (550)	$0	$0	0.00%	$0	0 00%	$0	0 00%	$0	0.00%
Total Operation	$18,989,357	$20,442,633	7.65%	$33,995,304	66 30%	$30,062,633	-11 57%	$25,430,257	-15.41%
Maintenance									
Maintenance Supervision and Engineering (551)	$120,949	$325,767	169.34%	$364,010	11.74%	$416,604	14.45%	$532,020	27.70%
Maintenance of Structures (552)	$739,836	$1,021,317	38.05%	$902,026	-11 68%	$828,318	-8.17%	$1,104,872	33.39%
Maintenance of Generating and Electric Plant (553)	$7,799,684	$5,823,132	-25.34%	$11,209,792	92 50%	$8,765,789	-21 80%	$7,215,827	-17.68%
Maintenance of Miscellaneous Other Power Generation Plant (554)	$0	$0	0.00%	$0	0 00%	$0	0 00%	$0	0.00%
Total Maintenance	$8,660,469	$7,170,216	-17.21%	$12,475,828	74 00%	$10,010,711	-19.76%	$8,852,719	-11.57%
Total Power Production Expenses - Other Power	$27,649,826	$27,612,849	-0.13%	$46,471,132	68 30%	$40,073,344	-13.77%	$34,282,976	-14.45%
E. Other Power Supply Expenses									
Purchased Power (555)	$114,954,103	$166,505,303	44.85%	$171,743,115	3.15%	$176,632,790	2 85%	$109,231,979	-38.16%
System Control and Load Dispatching (556)	$3,886,279	$4,600,645	18.38%	$4,512,322	-1 92%	$4,821,880	6 86%	$5,340,769	10.76%
Other Expenses (557)	$7,243,455	$5,995,045	-17.24%	$5,569,315	-7.10%	$5,502,700	-1 20%	$5,772,153	4.90%
Total Other Power Supply Expenses	$126 083 837	$177 100 993	40.46%	$181 824 752	2 67%	$186 957 370	2 82%	$120 344 901	-35.63%
Total Power Production Expenses	$511,242,688	$504,995,373	-1.22%	$545,348,220	7 99%	$504,581,897	-7.48%	$441,012,607	-12.60%
Transmission Expenses									
Operation									
Operation Supervision and Engineering (560)	$8,298,300	$9,036,126	8.89%	$10,270,225	13 66%	$10,174,845	-0 93%	$10,706,985	5.23%
Load Dispatching (561)	$7,845,182	$8,127,579	3.60%	$8,580,758	5 58%	$8,754,788	2 03%	$8,944,913	2.17%
Station Expenses (562)	$3,119,144	$3,057,119	-1.99%	$3,066,127	0 29%	$2,915,005	-4 93%	$2,575,345	-11.65%
Overhead Lines Expenses (563)	$5,403,848	$5,477,939	1.37%	$5,777,114	5.46%	$6,617,561	14 55%	$6,191,541	-6.44%
Underground Lines Expenses (564)	$0	$0	0.00%	$0	0 00%	$0	0 00%	$0	0.00%
Transmission of Electricity by Others (565)	$22,004,055	$23,439,729	6.52%	$8,689,706	-62 93%	$8,713,043	0 27%	$15,602,396	79.07%
Miscellaneous Transmission Expenses (566)	$449,078	$434,402	-3.27%	$416,024	-4 23%	$389,702	-6 33%	$822,795	111.13%
Rents (567)	$446 269	$446 269	0.00%	$446 269	0 00%	$446 269	0 00%	$431 903	-3.22%
Total Operation	$47,565,876	$50,019,163	5.16%	$37,246,223	-25 54%	$38,011,213	2 05%	$45,275,878	19.11%
Maintenance									
Maintenance Supervision and Engineering (568)	$194,635	$265,859	36.59%	$298,892	12.43%	$224,852	-24.77%	$222,632	-0.99%
Maintenance of Structures (569)	$0	$0	0.00%	$0	0 00%	$0	0 00%	$0	0.00%
Maintenance of Station Equipment (570)	$1,811,305	$2,089,678	15.37%	$2,187,718	4 69%	$2,843,301	29 97%	$2,403,541	-15.47%
Maintenance of Overhead Lines (571)	$6,762,716	$7,199,290	6.46%	$5,846,889	-18.79%	$6,096,953	4 28%	$5,558,733	-8.83%
Maintenance of Underground Lines (572)	$0	$0	0.00%	$0	0 00%	$0	0 00%	$0	0.00%
Maintenance of Miscellaneous Transmission Plant (573)	$348,100	$138,709	-60.15%	$161,343	16 32%	$176,042	9.11%	$71,843	-59.19%
Total Maintenance	$9 116 756	$9 693 536	6.33%	$8 494 842	-12 37%	$9 341 148	9 96%	$8 256 749	-11.61%
Total Transmission Expenses	$56,682,632	$59,712,699	5.35%	$45,741,065	-23.40%	$47,352,361	3 52%	$53,532,627	13.05%
Distribution Expenses									
Operation									
Operation Supervision and Engineering (580)	$0	$0	0.00%	$0	0 00%	$0	0 00%	$0	0.00%
Load Dispatching (581)	$243,002	$257,235	5.86%	$230,723	-10 31%	$226,842	-1 68%	$212,587	-6.28%
Station Expenses (582)	$953,571	$1,480,836	55.29%	$1,297,463	-12 38%	$1,511,689	16 51%	$1,433,269	-5.19%
Overhead Line Expenses (583)	$0	$0	0.00%	$0	0 00%	$0	0 00%	$0	0.00%
Underground Line Expenses (584)	$0	$0	0.00%	$0	0 00%	$0	0 00%	$0	0.00%
Street Lighting and Signal System Expenses (585)	$0	$0	0.00%	$0	0 00%	$0	0 00%	$0	0.00%
Meter Expenses (586)	$0	$0	0.00%	$0	0 00%	$0	0 00%	$0	0.00%
Customer Installations Expenses (587)	$0	$0	0.00%	$0	0 00%	$0	0 00%	$0	0.00%
Miscellaneous Expenses (588)	$0	$0	0.00%	$0	0 00%	$0	0 00%	$0	0.00%
Rents (589)	$0	$0	0.00%	$0	0 00%	$0	0 00%	$0	0.00%
Total Operation	$1,196,573	$1,738,071	45.25%	$1,528,186	-12 08%	$1,738,531	13.76%	$1,645,856	-5.33%

PSC DR1 Response 1a xlsx

East Kentucky Power Cooperative, Inc.
Operating Expense Account Balances
FERC Form 1, Pages 114, 320-323, and 336

Accounts	2016 Balances	2017 Balances	2017 %age Change	2018 Balances	2018 %age Change	Test Year - 2019 Balances	Test Year - 2019 %age Change	2020 Balances	2020 %age Change
Maintenance									
Maintenance Supervision and Engineering (590)	$0	$0	0.00%	$0	0 00%	$0	0 00%	$0	0.00%
Maintenance of Structures (591)	$0	$0	0.00%	$0	0 00%	$0	0 00%	$0	0.00%
Maintenance of Station Equipment (592)	$2,511,102	$2,222,130	-11.51%	$2,227,790	0 25%	$2,929,641	31 50%	$2,667,830	-8.94%
Maintenance of Overhead Lines (593)	$0	$0	0.00%	$0	0 00%	$0	0 00%	$0	0.00%
Maintenance of Underground Lines (594)	$0	$0	0.00%	$0	0 00%	$0	0 00%	$0	0.00%
Maintenance of Line Transformers (595)	$0	$0	0.00%	$0	0 00%	$0	0 00%	$0	0.00%
Maintenance of Street Lighting and Signal Systems (596)	$0	$0	0.00%	$0	0 00%	$0	0 00%	$0	0.00%
Maintenance of Meters (597)	$0	$0	0.00%	$0	0 00%	$0	0 00%	$0	0.00%
Maintenance of Miscellaneous Distribution Plant (598)	$0	$0	0.00%	$0	0 00%	$0	0 00%	$0	0.00%
Total Maintenance	$2 511 102	$2 222 130	-11.51%	$2 227 790	0 25%	$2 929 641	31 50%	$2 667 830	-8.94%
Total Distribution Expenses	$3,707,675	$3,960,201	6.81%	$3,755,976	-5.16%	$4,668,172	24 29%	$4,313,686	-7.59%
Customer Accounts Expenses									
Operation									
Supervision (901)	$0	$0	0.00%	$0	0 00%	$0	0 00%	$0	0.00%
Meter Reading Expenses (902)	$0	$0	0.00%	$0	0 00%	$0	0 00%	$0	0.00%
Customer Records and Collection Expenses (903)	$0	$0	0.00%	$0	0 00%	$0	0 00%	$0	0.00%
Uncollectible Accounts (904)	$0	$0	0.00%	$0	0 00%	$0	0 00%	$0	0.00%
Miscellaneous Customer Accounts Expenses (905)	$0	$0	0.00%	$0	0 00%	$0	0 00%	$0	0.00%
Total Customer Accounts Expenses	$0	$0	0.00%	$0	0 00%	$0	0 00%	$0	0.00%
Customer Service and Informational Expenses									
Operation									
Supervision (907)	$0	$0	0.00%	$0	0 00%	$0	0 00%	$0	0.00%
Customer Assistance Expenses (908)	$12,692,123	$12,439,347	-1.99%	$9,575,936	-23 02%	$6,223,953	-35 00%	$4,551,012	-26.88%
Information and Instructional Expenses (909)	$34,222	$35,423	3.51%	$39,988	12 89%	$67,766	69.47%	$46,264	-31.73%
Miscellaneous Customer Service and Information Expenses (910)	$5 304	$25 190	374.92%	$0	-100 00%	$0	0 00%	$48 306	0.00%
Total Customer Service and Informational Expenses	$12,731,649	$12,499,960	-1.82%	$9,615,924	-23 07%	$6,291,719	-34 57%	$4,645,582	-26.16%
Sales Expenses									
Operation									
Supervision (911)	$0	$0	0.00%	$0	0 00%	$0	0 00%	$0	0.00%
Demonstrating and Selling Expenses (912)	$0	$0	0.00%	$0	0 00%	$0	0 00%	$0	0.00%
Advertising Expenses (913)	$52,627	$47,213	-10.29%	$60,943	29 08%	$68,233	11 96%	$46,606	-31.70%
Miscellaneous Sales Expenses (916)	$0	$0	0.00%	$0	0 00%	$0	0 00%	$0	0.00%
Total Sales Expenses	$52,627	$47,213	-10.29%	$60,943	29 08%	$68,233	11 96%	$46,606	-31.70%
Administrative and General Expenses									
Operation									
Administrative and General Salaries (920)	$16,691,364	$17,884,981	7.15%	$17,921,225	0 20%	$18,272,351	1 96%	$19,645,596	7.52%
Office Supplies and Expenses (921)	$8,135,903	$8,736,679	7.38%	$8,651,602	-0 97%	$8,563,344	-1 02%	$6,965,663	-18.66%
(Less) Administrative Expenses Transferred - CR (922)	$0	$0	0.00%	$0	0 00%	$0	0 00%	$0	0.00%
Outside Services Employed (923)	$3,759,026	$3,160,808	-15.91%	$3,534,120	11 81%	$2,314,944	-34 50%	$2,443,679	5.56%
Property Insurance (924)	$0	$0	0.00%	$0	0 00%	$0	0 00%	$0	0.00%
Injuries and Damages (925)	$1,364,857	$1,202,432	-11.90%	$1,110,695	-7 63%	$1,140,506	2 68%	$1,286,939	12.84%
Employee Pensions and Benefits (926)	$1,630,589	$2,394,126	46.83%	$2,801,716	17 02%	$2,606,667	-6 96%	$1,038,508	-60.16%
Franchise Requirements (927)	$0	$0	0.00%	$0	0 00%	$0	0 00%	$0	0.00%
Regulatory Commission Expenses (928)	$1,657,076	$1,682,405	1.53%	$1,642,805	-2 35%	$1,699,129	3.43%	$1,668,748	-1.79%
(Less) Duplicate Charges - CR (929)	$509,692	$515,718	1.18%	$517,549	0 36%	$476,963	-7 84%	$411,229	-13.78%
General Advertising Expenses (930.1)	$218,788	$688,163	214.53%	$769,000	11.75%	$658,804	-14 33%	$290,087	-55.97%
Miscellaneous General Expenses (930.2)	$4,912,586	$4,655,343	-5.24%	$4,655,670	0 01%	$4,596,544	-1 27%	$4,393,118	-4.43%
Rents (931)	$0	$0	0.00%	$0	0 00%	$0	0 00%	$0	0.00%
Total Operation	$37 860 497	$39 889 219	5.36%	$40 569 284	1.70%	$39 375 326	-2 94%	$37 321 109	-5.22%

PSC DR1 Response 1a xlsx

East Kentucky Power Cooperative, Inc.
Operating Expense Account Balances
FERC Form 1, Pages 114, 320-323, and 336

	2016	2017		2018		Test Year - 2019		2020	
Accounts	Balances	Balances	%age Change	Balances	%age Change	Balances	%age Change	Balances	%age Change
Maintenance									
Maintenance of General Plant (935)	$2 507 742	$1 922 535	-23.34%	$3 034 298	57 83%	$2 732 236	-9 95%	$1 990 660	-27.14%
Total Administrative and General Expenses	$40,368,239	$41,811,754	3.58%	$43,603,582	4 29%	$42,107,562	-3.43%	$39,311,769	-6.64%
Total Electric Operation and Maintenance	$624 785 510	$623 027 200	-0.28%	$648 125 710	4 03%	$605 069 944	-6 64%	$542 862 877	-10.28%
Total Electric Operation Expenses	$540,404,131	$526,176,102	-2.63%	$547,649,323	4 08%	$502,650,207	-8 22%	$453,687,054	-9.74%
Total Electric Maintenance Expenses	$84 381 379	$96 851 098	14.78%	$100 476 387	3.74%	$102 419 737	1 93%	$89 175 823	-12.93%
	$624,785,510	$623,027,200	-0.28%	$648,125,710	4 03%	$605,069,944	-6 64%	$542,862,877	-10.28%
Total Electric Operation and Maintenance									
Note: Transmission Expenses - Operation - Load Dispatching (561)									
included Market Facilitation, Monitoring and Compliance Services									
expenses; the FERC Form 1 does not currently have a line for Regional									
Market Expenses.	$4,524,420	$4,730,054	4.54%	$5,243,736	10 86%	$4,746,964	-9.47%	$4,671,657	-1.59%
FERC Form 1, Page 336:									
Depreciation Expense (403)									
Intangible Plant	$0	$0	0.00%	$0	0 00%	$0	0 00%	$0	0.00%
Steam Production Plant	$63,664,594	$65,187,414	2.39%	$65,830,306	0 99%	$65,596,902	-0 35%	$67,540,542	2.96%
Other Production Plant	$13,972,628	$14,253,970	2.01%	$14,886,868	4.44%	$15,884,366	6.70%	$16,947,392	6.69%
Transmission Plant	$9,583,015	$9,483,859	-1.03%	$9,624,436	1.48%	$9,697,504	0.76%	$9,908,603	2.18%
Distribution Plant	$6,863,614	$7,306,816	6.46%	$7,245,632	-0 84%	$7,512,194	3 68%	$7,932,786	5.60%
General Plant	$5 340 711	$6 504 491	21.79%	$7 221 385	11 02%	$7 930 673	9 82%	$9 196 757	15.96%
Total Depreciation Expense	$99,424,562	$102,736,550	3.33%	$104,808,627	2 02%	$106,621,639	1.73%	$111,526,080	4.60%
Depreciation Expense - Asset Retirement									
Intangible Plant	$0	$0	0.00%	$0	0 00%	$0	0 00%	$0	0.00%
Steam Production Plant	$4,314,833	$4,253,041	-1.43%	$451,843	-89 38%	$2,025,757	348 33%	$2,358,893	16.45%
Other Production Plant	$0	$0	0.00%	$0	0 00%	$0	0 00%	$0	0.00%
Transmission Plant	$0	$0	0.00%	$0	0 00%	$0	0 00%	$0	0.00%
Distribution Plant	$0	$0	0.00%	$0	0 00%	$0	0 00%	$0	0.00%
General Plant	$0	$0	0.00%	$0	0 00%	$0	0 00%	$0	0.00%
Total Depreciation Expense - Asset Retirement	$4,314,833	$4,253,041	-1.43%	$451,843	-89 38%	$2,025,757	348 33%	$2,358,893	16.45%
Amortization Expense (404)									
Intangible Plant	$0	$0	0.00%	$0	0 00%	$0	0 00%	$0	0.00%
Steam Production Plant	$0	$0	0.00%	$0	0 00%	$0	0 00%	$0	0.00%
Other Production Plant	$0	$0	0.00%	$0	0 00%	$0	0 00%	$0	0.00%
Transmission Plant	$0	$0	0.00%	$0	0 00%	$0	0 00%	$0	0.00%
Distribution Plant	$0	$0	0.00%	$0	0 00%	$0	0 00%	$0	0.00%
General Plant	$0	$0	0.00%	$0	0 00%	$7,657	0 00%	$0	-100.00%
Total Amortization Expense (404)	$0	$0	0.00%	$0	0 00%	$7,657	0 00%	$0	-100.00%
Amortization Expense (405)									
Intangible Plant	$90,403	$57,920	-35.93%	$57,920	0 00%	$52,017	-10.19%	$57,175	9.92%
Steam Production Plant	$0	$0	0.00%	$0	0 00%	$0	0 00%	$0	0.00%
Other Production Plant	$0	$0	0.00%	$0	0 00%	$0	0 00%	$0	0.00%
Transmission Plant	$0	$0	0.00%	$0	0 00%	$0	0 00%	$0	0.00%
Distribution Plant	$0	$0	0.00%	$0	0 00%	$0	0 00%	$0	0.00%
General Plant	$0	$0	0.00%	$0	0 00%	$0	0 00%	$45,942	0.00%
Total Amortization Expense (405)	$90 403	$57 920	-35.93%	$57 920	0 00%	$52 017	-10.19%	$103 117	98.24%

EAST KENTUCKY POWER COOPERATIVE, INC.
PSC CASE NO. 2021-00103
FIRST REQUEST FOR INFORMATION RESPONSE

COMMISSION STAFF'S FIRST REQUEST FOR INFORMATION DATED 3/4/21
REQUEST 2
RESPONSIBLE PERSON: **Isaac S. Scott**
COMPANY: **East Kentucky Power Cooperative, Inc.**

Request 2. Provide the capital structure at the end of the five most recent calendar years and each of the other periods shown in Schedule A1 and Schedule A2.

Response 2. Please refer to the schedules provided on pages 2 and 3 of this response and the corresponding Excel spreadsheet *PSC DR1 Response 2.xlsx*. As this request sought the five most recent calendar years, EKPC's test year of calendar year 2019 appears as the "2nd Year" in Schedule A1.

EKPC would note that the equity ratios shown in these schedules reflect the equity to total capitalization ratio. Unless otherwise noted, the reference to equity ratios in the Application refers to the equity to total asset ratio.

Schedule A1

East Kentucky Power Cooperative, Inc.
Case No. 2021-00103

Calculation of Average Capital Structure
12 Months Ended December 31, 2016 December 31, 2017 December 31, 2018 December 31, 2019 and December 31, 2020
"000 Omitted"

Line		5th Year 2016		4th Year 2017		3rd Year 2018		2nd Year 2019 - Test Year		1st Year 2020		Latest Available Quarter 4th Quarter 2020	
No.	Type of Capital	Amount	Ratio	Amount	Ratio	Amount	Ratio	Amount	Ratio	Amount	Ratio	Amount	Ratio
1	Long-Term Debt	$2,486,190	81.19%	$2,468,516	80.12%	$2,420,952	78.48%	$2,463,893	77.50%	$2,560,757	77.48%	$2,560,757	77.48%
2	Short-Term Debt	$0	0.00%	$0	0.00%	$0	0.00%	$0	0.00%	$0	0.00%	$0	0 00%
3	Preferred & Preference Stock	$0	0.00%	$0	0.00%	$0	0.00%	$0	0.00%	$0	0.00%	$0	0 00%
4	Common Equity (See Note)	$575,825	18.81%	$612,445	19.88%	$663,790	21.52%	$715,372	22.50%	$744,291	22.52%	$744,291	22 52%
5	Other (Itemize by type)	$0	0.00%	$0	0.00%	$0	0.00%	$0	0.00%	$0	0.00%	$0	0 00%
6	Total Capitalization	$3,062,015	100.00%	$3,080,961	100.00%	$3,084,742	100.00%	$3,179,265	100.00%	$3,305,048	100.00%	$3,305,048	100 00%

Instructions: 1. If the applicant is a member of an affiliated group, the above data is to be provided for the parent company and the system consolidated.

Note: Common Equity reflects Total Margins and Equities, which includes Memberships, Patronage Capital, and Other Margins and Equity.

Schedule A2

East Kentucky Power Cooperative, Inc.
Case No. 2021-00103

Calculation of Average Capital Structure
12 Months Ended December 31, 2020
"000 Omitted"

Line No.	Item (a)	Total Capital (b)	Long-Term Debt (c)	Short-Term Debt (d)	Preferred Stock (e)	Common Stock (f)	Retained Earnings (g)	Total Common Equity (h)
1	Balance at beginning of most recent calendar year	$3,179,265	$2,463,893	$0	$0	$0	$0	$715,372
2	1st Month	$3,176,590	$2,452,080	$0	$0	$0	$0	$724,510
3	2nd Month	$3,180,774	$2,445,699	$0	$0	$0	$0	$735,075
4	3rd Month	$3,299,222	$2,564,545	$0	$0	$0	$0	$734,677
5	4th Month	$3,310,385	$2,580,180	$0	$0	$0	$0	$730,205
6	5th Month	$3,332,944	$2,601,512	$0	$0	$0	$0	$731,432
7	6th Month	$3,267,062	$2,530,282	$0	$0	$0	$0	$736,780
8	7th Month	$3,267,099	$2,528,936	$0	$0	$0	$0	$738,163
9	8th Month	$3,280,329	$2,534,717	$0	$0	$0	$0	$745,612
10	9th Month	$3,279,255	$2,533,331	$0	$0	$0	$0	$745,924
11	10th Month	$3,249,188	$2,513,321	$0	$0	$0	$0	$735,867
12	11th Month	$3,248,313	$2,512,862	$0	$0	$0	$0	$735,451
13	12th Month	$3,305,048	$2,560,757	$0	$0	$0	$0	$744,291
14	Total (L1 through L13)	$42,375,474	$32,822,115	$0	$0	$0	$0	$9,553,359
15	Average Balance (l14 / 13)	$3,259,652	$2,524,778	$0	$0	$0	$0	$734,874
16	Average Capitalization Ratios	100.00%	77.46%	0.00%	0.00%	0.00%	0.00%	22.54%
17	End-of-period Capitalization Ratios	100.00%	77.48%	0.00%	0.00%	0.00%	0.00%	22.52%

Instructions:

1. If applicable, provide an additional schedule in the above format excluding common equity in subsidiaries from the total company capital structure. Show the amount of common equity excluded.
2. Include premium class of stock.

EAST KENTUCKY POWER COOPERATIVE, INC.
PSC CASE NO. 2021-00103
FIRST REQUEST FOR INFORMATION RESPONSE

COMMISSION STAFF'S FIRST REQUEST FOR INFORMATION DATED 3/4/21
REQUEST 3
RESPONSIBLE PERSON: **Isaac S. Scott**
COMPANY: **East Kentucky Power Cooperative, Inc.**

Request 3. Provide the following:

Request 3a. A list of all outstanding issues of long-term debt as of the end of the latest calendar year together with the related information as shown in Schedule B1.

Response 3a. Please see pages 1 and 2 of Schedule B1, provided on pages 3 through 10 of this response and the corresponding Excel file *PSC DR1 Response 3.xlsx*. Schedule B1, page 1, reflects EKPC's outstanding long-term debt as of the end of the latest calendar year, which is the 12 months ending December 31, 2020. Schedule B1, page 2, reflects EKPC's outstanding long-term debt for the test year, which is the 12 months ending December 31, 2019.

Both pages of Schedule B1 show certain Rural Utilities Service ("RUS") notes and Federal Financing Bank ("FFB") notes with outstanding balances at the end of the reporting period of zero. These RUS and FFB notes were paid off early

utilizing EKPC's Cushion of Credit balance as permitted by the 2018 Farm Bill. The prepayment of these notes is described in the direct testimony of Isaac S. Scott, please see the Application, Volume 1, Exhibit 13, page 17.

Request 3b. An analysis of short-term debt as shown in Schedule B2 as of the end of the latest calendar year.

Response 3b. EKPC had no short-term debt as of the end of the latest calendar year (2020) or as of test year-end, the 12 months ending December 31, 2019.

PSC DR1 Response 3 xlsx

Schedule B1, Page 1

East Kentucky Power Cooperative, Inc.
Case No. 2021-00103

Schedule of Outstanding Long Term Debt
For the Year Ended December 31 2020

Line No.	Type of Debt Issue (a)	Date of Issue (b)	Date of Maturity (c)	Amount Outstanding (d)	Coupon Interest Rate[1] (e)	Cost Rate at Issue[2] (f)	Cost Rate at Maturity[3] (g)	Bond Rating at Time of Issue[4] (h)	Type of Obligation (i)	Annualized Cost Col. (d) x (g) (j)
	A. Bonds									
1	Private Placement Bonds	2/6/2014	2/6/2044	$174,000,000 00	4 610%	4.610%	4 610%	Fitch BBB / S&P BBB	First Mortgage Bonds	$8,021,400.00
2	Private Placement Bonds - 2019	4/18/2019	4/30/2049	$145,000,000 00	4.450%	4.450%	4.450%	Fitch A- / S&P A-	First Mortgage Bonds	$6,452,500.00
3	Cooper Solid Waste Disposal Bonds	12/15/1993	8/15/2023	$2,100,000 00	2.450%	0.500%	0 500%	Not Rated	Solid Waste Disposal Revenue Bonds	$10,500.00
	Total Bonds			$321,100,000 00						$14,484,400.00
	B. Notes									
	National Rural Utilities Cooperative Finance Corporation ("CFC")									
4	CFC - Term Loan	4/19/2019	4/30/2049	$96,666,666 67	4 300%	4.300%	4 300%	Fitch A- / S&P A-	Secured First Mortgage Promissory Note	$4,156,666.67
5	Clean Renewable Energy Bonds	2/6/2008	12/1/2023	$1,332,628 21	0.400%	0.400%	0.400%	Not Rated	Secured First Mortgage Promissory Note	$5,330.51
6	New Clean Renewable Energy Bonds	2/23/2017	1/31/2047	$17,074,427.73	1 560%	1.530%	1 530%	Fitch A- / S&P A-	Secured First Mortgage Promissory Note	$261,238.74
7	NCSC Unsecured - #9061010	12/30/2010	11/30/2020	$0 00	5 050%	5.050%	5 050%	Not Rated	Unsecured Notes	$0.00
8	NCSC Unsecured - #9061011	12/30/2010	11/30/2021	$1,544,167 00	5.150%	5.150%	5.150%	Not Rated	Unsecured Notes	$79,524.60
9	NCSC Unsecured - #9061012	12/30/2010	11/30/2022	$1,389,610 00	5 250%	5.250%	5 250%	Not Rated	Unsecured Notes	$72,954.53
10	NCSC Unsecured - #9061013	12/30/2010	11/30/2023	$980,127 00	5.400%	5.400%	5.400%	Not Rated	Unsecured Notes	$52,926.86
11	NCSC Unsecured - #9061014	12/30/2010	11/30/2024	$325,315 00	5 500%	5.500%	5 500%	Not Rated	Unsecured Notes	$17,892.33
	Total CFC			$119,312,941 61						$4,646,534.24
	Federal Financing Bank Notes ("FFB")									
12	H0645	11/8/2001	12/31/2024	$3,459,678 82	4.709%	4.709%	4.709%	Not Rated	First Mortgage Notes	$162,916.28
13	H0670	8/15/2002	12/31/2024	$4,054,298 65	4 695%	4.695%	4 695%	Not Rated	First Mortgage Notes	$190,349.32
14	H0675	8/22/2002	12/31/2024	$2,722,657.43	4 802%	4.802%	4 802%	Not Rated	First Mortgage Notes	$130,742.01
15	H0680	9/24/2002	12/31/2024	$3,963,371 24	4 366%	4.366%	4 366%	Not Rated	First Mortgage Notes	$173,040.79
16	H0685	10/3/2002	12/31/2024	$2,643,901 07	4 375%	4.375%	4 375%	Not Rated	First Mortgage Notes	$115,670.67
17	H0690	11/5/2002	12/31/2024	$4,060,397 66	4.717%	4.717%	4.717%	Not Rated	First Mortgage Notes	$191,528.96
18	H0695	12/10/2002	12/31/2024	$2,693,444.71	4 644%	4.644%	4 644%	Not Rated	First Mortgage Notes	$125,083.57
19	H0700	1/23/2003	12/31/2024	$925,844 36	4 557%	4.557%	4 557%	Not Rated	First Mortgage Notes	$42,190.73
20	H0705	1/23/2003	12/31/2030	$0 00	4.790%	4.790%	4.790%	Not Rated	First Mortgage Notes	$0.00
21	H0710	2/27/2003	12/31/2030	$1,623,553 85	4 624%	4.624%	4 624%	Not Rated	First Mortgage Notes	$75,073.13
22	H0715	5/6/2003	12/31/2024	$1,142,173 66	4.442%	4.442%	4.442%	Not Rated	First Mortgage Notes	$50,735.35
23	H0720	7/3/2003	12/31/2032	$14,400,775 85	4.460%	4.460%	4.460%	Not Rated	First Mortgage Notes	$642,274.60
24	H0725	7/17/2003	12/31/2032	$0 00	4 819%	4.819%	4 819%	Not Rated	First Mortgage Notes	$0.00
25	H0730	7/24/2003	12/31/2032	$0 00	4 950%	4.950%	4 950%	Not Rated	First Mortgage Notes	$0.00
26	H0740	10/2/2003	12/31/2030	$0 00	4.753%	4.753%	4.753%	Not Rated	First Mortgage Notes	$0.00
27	H0745	10/2/2003	12/31/2024	$709,442 61	4 501%	4.501%	4 501%	Not Rated	First Mortgage Notes	$31,932.01
28	H0775	2/5/2004	12/31/2030	$0 00	4 854%	4.854%	4 854%	Not Rated	First Mortgage Notes	$0.00
29	H0790	8/26/2004	12/31/2030	$0 00	4 921%	4.921%	4 921%	Not Rated	First Mortgage Notes	$0.00
30	H0795	11/1/2004	12/31/2030	$3,523,680 24	4 672%	4.672%	4 672%	Not Rated	First Mortgage Notes	$164,626.34
31	H0800	11/16/2004	12/31/2030	$0 00	4.795%	4.795%	4.795%	Not Rated	First Mortgage Notes	$0.00
32	H0805	11/16/2004	12/31/2024	$1,558,649 93	4 577%	4.577%	4 577%	Not Rated	First Mortgage Notes	$71,339.41
33	H0810	12/16/2004	12/31/2038	$0 00	4.744%	4.744%	4.744%	Not Rated	First Mortgage Notes	$0.00
34	H0815	12/22/2004	12/31/2038	$0 00	4 825%	4.825%	4 825%	Not Rated	First Mortgage Notes	$0.00
35	H0820	12/29/2004	12/31/2038	$0 00	4 946%	4.946%	4 946%	Not Rated	First Mortgage Notes	$0.00
36	H0825	2/2/2005	12/31/2038	$17,942,401 83	4 658%	4.658%	4 658%	Not Rated	First Mortgage Notes	$835,757.08
37	H0830	2/8/2005	12/31/2038	$17,805,996.17	4.497%	4.497%	4.497%	Not Rated	First Mortgage Notes	$800,735.65
38	H0835	5/10/2005	12/31/2038	$0 00	4.705%	4.705%	4.705%	Not Rated	First Mortgage Notes	$0.00
39	H0840	6/2/2005	12/31/2038	$17,664,621 60	4 332%	4.332%	4 332%	Not Rated	First Mortgage Notes	$765,231.41
40	H0845	6/7/2005	12/31/2038	$13,419,872 39	4 324%	4.324%	4 324%	Not Rated	First Mortgage Notes	$580,275.28
41	H0850	6/9/2005	12/31/2030	$2,944,172 68	4 353%	4.353%	4 353%	Not Rated	First Mortgage Notes	$128,159.84
42	H0855	8/26/2005	12/31/2038	$21,337,516.73	4.468%	4.468%	4.468%	Not Rated	First Mortgage Notes	$953,360.25
43	H0860	8/30/2005	12/31/2038	$21,339,565 23	4.470%	4.470%	4.470%	Not Rated	First Mortgage Notes	$953,878.57
44	H0865	8/19/2005	12/31/2030	$1,943,354.47	4.485%	4.485%	4.485%	Not Rated	First Mortgage Notes	$87,159.45
45	H0870	10/14/2005	12/31/2038	$0 00	4.769%	4.769%	4.769%	Not Rated	First Mortgage Notes	$0.00

PSC DR1 Response 3 xlsx

Schedule B1, Page 1

East Kentucky Power Cooperative, Inc.
Case No. 2021-00103

Schedule of Outstanding Long Term Debt
For the Year Ended December 31 2020

Line No.	Type of Debt Issue (a)	Date of Issue (b)	Date of Maturity (c)	Amount Outstanding (d)	Coupon Interest Rate(1) (e)	Cost Rate at Issue(2) (f)	Cost Rate at Maturity(3) (g)	Bond Rating at Time of Issue(4) (h)	Type of Obligation (i)	Annualized Cost Col. (d) x (g) (j)
46	H0875	11/9/2005	12/31/2030	$0 00	4 858%	4.858%	4 858%	Not Rated	First Mortgage Notes	$0.00
47	H0880	11/9/2005	12/31/2024	$0 00	4.789%	4.789%	4.789%	Not Rated	First Mortgage Notes	$0.00
48	H0885	3/27/2006	12/31/2032	$0 00	4 890%	4.890%	4 890%	Not Rated	First Mortgage Notes	$0.00
49	H0915	3/14/2007	12/31/2038	$0 00	4.776%	4.776%	4.776%	Not Rated	First Mortgage Notes	$0.00
50	H0920	3/16/2007	12/31/2038	$0 00	4 812%	4.812%	4 812%	Not Rated	First Mortgage Notes	$0.00
51	H0925	11/1/2007	12/31/2040	$0 00	4 821%	4.821%	4 821%	Not Rated	First Mortgage Notes	$0.00
52	H0930	11/8/2007	12/31/2040	$0 00	4.736%	4.736%	4.736%	Not Rated	First Mortgage Notes	$0.00
53	H0935	11/14/2007	12/31/2040	$39,053,732 02	4 669%	4.669%	4 669%	Not Rated	First Mortgage Notes	$1,823,418.75
54	H0940	12/5/2007	12/31/2040	$19,321,250 61	4 384%	4.384%	4 384%	Not Rated	First Mortgage Notes	$847,043.63
55	H0945	12/11/2007	12/31/2040	$39,023,760.41	4 648%	4.648%	4 648%	Not Rated	First Mortgage Notes	$1,813,824.38
56	H0950	12/12/2007	12/31/2040	$19,272,863.70	4 511%	4.511%	4 511%	Not Rated	First Mortgage Notes	$869,398.88
57	H0955	12/19/2007	12/31/2040	$38,962,225 67	4 605%	4.605%	4 605%	Not Rated	First Mortgage Notes	$1,794,210.49
58	H0960	1/3/2008	12/31/2032	$6,734,774 08	4 338%	4.338%	4 338%	Not Rated	First Mortgage Notes	$292,154.50
59	H0965	1/3/2008	12/31/2040	$6,185,601 82	4 396%	4.396%	4 396%	Not Rated	First Mortgage Notes	$271,919.06
60	H0970	1/9/2008	12/31/2040	$8,438,622.46	4 385%	4.385%	4 385%	Not Rated	First Mortgage Notes	$370,033.59
61	H0975	2/5/2008	12/31/2040	$15,440,047.43	4 355%	4.355%	4 355%	Not Rated	First Mortgage Notes	$672,414.07
62	H0980	2/12/2008	12/31/2040	$15,447,651.70	4 368%	4.368%	4 368%	Not Rated	First Mortgage Notes	$674,753.43
63	H0985	5/22/2008	12/31/2040	$19,425,021 33	4 527%	4.527%	4 527%	Not Rated	First Mortgage Notes	$879,370.72
64	H0990	5/30/2008	12/31/2040	$0 00	4.754%	4.754%	4.754%	Not Rated	First Mortgage Notes	$0.00
65	H0995	6/4/2008	12/31/2040	$19,494,005 58	4 623%	4.623%	4 623%	Not Rated	First Mortgage Notes	$901,207.88
66	H1000	10/14/2008	12/31/2040	$6,085,611 26	4 298%	4.298%	4 298%	Not Rated	First Mortgage Notes	$261,559.57
67	H1005	10/14/2008	12/31/2032	$2,613,447.76	4 306%	4.306%	4 306%	Not Rated	First Mortgage Notes	$112,535.06
68	H1010	11/7/2008	12/31/2040	$19,294,204.40	4 347%	4.347%	4 347%	Not Rated	First Mortgage Notes	$838,719.07
69	H1015	11/10/2008	12/31/2040	$19,336,565.72	4.405%	4.405%	4.405%	Not Rated	First Mortgage Notes	$851,775.72
70	H1020	12/18/2008	12/31/2040	$5,366,922 88	2 846%	2.846%	2 846%	Not Rated	First Mortgage Notes	$152,742.63
71	H1025	3/17/2009	12/31/2038	$2,631,132.19	3 801%	3.801%	3 801%	Not Rated	First Mortgage Notes	$100,009.33
72	H1030	4/16/2009	12/31/2040	$18,741,902 09	3 651%	3.651%	3 651%	Not Rated	First Mortgage Notes	$684,266.85
73	H1035	5/15/2009	12/31/2040	$27,199,980 50	3 988%	3.988%	3 988%	Not Rated	First Mortgage Notes	$1,084,735.22
74	H1040	5/27/2009	12/31/2040	$19,692,632.42	4 374%	4.374%	4 374%	Not Rated	First Mortgage Notes	$861,355.74
75	H1045	6/4/2009	12/31/2040	$19,704,077 05	4 391%	4.391%	4 391%	Not Rated	First Mortgage Notes	$865,206.02
76	H1050	6/8/2009	12/31/2040	$19,846,800 36	4 605%	4.605%	4 605%	Not Rated	First Mortgage Notes	$913,945.16
77	H1055	6/8/2009	12/31/2040	$31,754,880 56	4 605%	4.605%	4 605%	Not Rated	First Mortgage Notes	$1,462,312.25
78	H1060	6/15/2009	12/31/2040	$19,843,494.48	4 600%	4.600%	4 600%	Not Rated	First Mortgage Notes	$912,800.75
79	H1065	6/29/2009	12/31/2040	$11,268,905.15	4 252%	4.252%	4 252%	Not Rated	First Mortgage Notes	$479,153.85
80	H1070	6/30/2009	12/31/2040	$19,616,837.48	4 262%	4.262%	4 262%	Not Rated	First Mortgage Notes	$836,069.61
81	H1075	7/9/2009	12/31/2040	$19,506,006.12	4.100%	4.100%	4.100%	Not Rated	First Mortgage Notes	$799,746.25
82	H1080	7/17/2009	12/31/2040	$10,044,252 00	4 382%	4.382%	4 382%	Not Rated	First Mortgage Notes	$440,139.12
83	H1085	7/20/2009	12/31/2040	$19,753,044 30	4.464%	4.464%	4.464%	Not Rated	First Mortgage Notes	$881,775.90
84	H1090	8/5/2009	12/31/2039	$7,754,281.43	4 396%	4.396%	4 396%	Not Rated	First Mortgage Notes	$340,878.21
85	H1095	8/12/2009	12/31/2040	$19,703,404 61	4 390%	4.390%	4 390%	Not Rated	First Mortgage Notes	$864,979.46
86	H1100	8/10/2009	12/31/2040	$19,822,966 29	4 569%	4.569%	4 569%	Not Rated	First Mortgage Notes	$905,711.33
87	H1105	9/15/2009	12/31/2040	$15,627,900 56	4.142%	4.142%	4.142%	Not Rated	First Mortgage Notes	$647,307.64
88	H1110	9/16/2009	12/31/2040	$15,656,390.15	4.194%	4.194%	4.194%	Not Rated	First Mortgage Notes	$656,629.00
89	H1115	9/22/2009	12/31/2040	$15,645,993 94	4.175%	4.175%	4.175%	Not Rated	First Mortgage Notes	$653,220.25
90	H1120	9/23/2009	12/31/2039	$15,367,502 99	4.137%	4.137%	4.137%	Not Rated	First Mortgage Notes	$635,753.60
91	H1125	10/1/2009	12/31/2039	$14,515,605 02	3 978%	3.978%	3 978%	Not Rated	First Mortgage Notes	$577,430.77
92	H1130	10/1/2009	12/31/2040	$4,663,186 95	3 990%	3.990%	3 990%	Not Rated	First Mortgage Notes	$186,061.16
93	H1135	11/18/2009	12/31/2039	$19,195,623.41	4.117%	4.117%	4.117%	Not Rated	First Mortgage Notes	$790,283.82
94	H1140	11/18/2009	12/31/2039	$19,195,623.41	4.117%	4.117%	4.117%	Not Rated	First Mortgage Notes	$790,283.82
95	H1145	11/19/2009	12/31/2039	$19,222,427 61	4.156%	4.156%	4.156%	Not Rated	First Mortgage Notes	$798,884.09
96	H1150	11/19/2009	12/31/2039	$19,222,427 61	4.156%	4.156%	4.156%	Not Rated	First Mortgage Notes	$798,884.09
97	H1155	1/27/2010	12/31/2039	$15,498,305.72	4 377%	4.377%	4 377%	Not Rated	First Mortgage Notes	$678,360.84
98	H1160	1/28/2010	12/31/2040	$5,496,413 91	4 398%	4.398%	4 398%	Not Rated	First Mortgage Notes	$241,732.28
99	H1165	2/3/2010	12/31/2039	$6,973,265 29	4 373%	4.373%	4 373%	Not Rated	First Mortgage Notes	$304,940.89
100	H1170	2/12/2010	12/31/2040	$15,034,638 02	4 508%	4.508%	4 508%	Not Rated	First Mortgage Notes	$677,761.48
101	H1175	6/4/2010	12/31/2023	$705,999 88	3 224%	3.224%	3 224%	Not Rated	First Mortgage Notes	$22,761.44
102	H1180	6/4/2010	12/31/2034	$223,318 25	3 943%	3.943%	3 943%	Not Rated	First Mortgage Notes	$8,805.44
103	H1185	6/8/2010	12/31/2040	$506,644 02	3 922%	3.922%	3 922%	Not Rated	First Mortgage Notes	$19,870.58
104	H1190	6/8/2010	12/31/2040	$707,126 33	3 922%	3.922%	3 922%	Not Rated	First Mortgage Notes	$27,733.49

PSC DR1 Response 3 xlsx

Schedule B1, Page 1

East Kentucky Power Cooperative, Inc.
Case No. 2021-00103

Schedule of Outstanding Long Term Debt
For the Year Ended December 31 2020

Line No.	Type of Debt Issue (a)	Date of Issue (b)	Date of Maturity (c)	Amount Outstanding (d)	Coupon Interest Rate(1) (e)	Cost Rate at Issue(2) (f)	Cost Rate at Maturity(3) (g)	Bond Rating at Time of Issue(4) (h)	Type of Obligation (i)	Annualized Cost Col. (d) x (g) (j)
105	H1195	6/8/2010	12/31/2039	$953,531 66	3 897%	3.897%	3 897%	Not Rated	First Mortgage Notes	$37,159.13
106	H1200	6/10/2010	12/31/2039	$330,697 00	3 913%	3.913%	3 913%	Not Rated	First Mortgage Notes	$12,940.17
107	H1205	3/25/2011	12/31/2039	$9,702,713 99	4.197%	4.197%	4.197%	Not Rated	First Mortgage Notes	$407,222.91
108	H1210	5/24/2011	12/31/2044	$20,020,804.45	4 067%	4.067%	4 067%	Not Rated	First Mortgage Notes	$814,246.12
109	H1215	5/24/2011	12/31/2040	$1,432,569 82	3 954%	3.954%	3 954%	Not Rated	First Mortgage Notes	$56,643.81
110	H1220	5/24/2011	12/31/2040	$10,009,814 03	3 954%	3.954%	3 954%	Not Rated	First Mortgage Notes	$395,788.05
111	H1225	9/7/2011	12/31/2040	$4,956,643.70	2 852%	2.852%	2 852%	Not Rated	First Mortgage Notes	$141,363.48
112	H1230	9/7/2011	12/31/2039	$27,702,996 61	2 811%	2.811%	2 811%	Not Rated	First Mortgage Notes	$778,731.23
113	H1235	12/15/2011	12/31/2040	$20,661,403 57	2 590%	2.590%	2 590%	Fitch BBB / S&P BBB	First Mortgage Notes	$535,130.35
114	H1240	12/28/2011	12/31/2040	$16,072,502 66	2.713%	2.713%	2.713%	Fitch BBB / S&P BBB	First Mortgage Notes	$436,047.00
115	H1245	2/28/2012	12/31/2044	$24,337,564 27	2.791%	2.791%	2.791%	Fitch BBB / S&P BBB	First Mortgage Notes	$679,261.42
116	H1250	3/13/2012	12/31/2044	$24,473,523 36	2 916%	2.916%	2 916%	Fitch BBB / S&P BBB	First Mortgage Notes	$713,647.94
117	H1255	3/27/2012	12/31/2044	$24,587,391.14	3 094%	3.094%	3 094%	Fitch BBB / S&P BBB	First Mortgage Notes	$760,733.88
118	H1260	4/10/2012	12/31/2040	$8,570,127 20	2 800%	2.800%	2 800%	Fitch BBB / S&P BBB	First Mortgage Notes	$239,963.56
119	H1265	4/10/2012	12/31/2044	$15,524,751 81	2 928%	2.928%	2 928%	Fitch BBB / S&P BBB	First Mortgage Notes	$454,564.73
120	H1270	6/25/2012	12/31/2044	$23,900,647 64	2.495%	2.495%	2.495%	Fitch BBB / S&P BBB	First Mortgage Notes	$596,321.16
121	H1275	6/25/2012	12/31/2040	$1,285,226 62	2 369%	2.369%	2 369%	Fitch BBB / S&P BBB	First Mortgage Notes	$30,447.02
122	H1280	8/29/2012	12/31/2039	$18,922,005 99	2 302%	2.302%	2 302%	Fitch BBB / S&P BBB	First Mortgage Notes	$435,584.58
123	H1285	10/1/2012	12/31/2039	$18,310,862 34	2 338%	2.338%	2 338%	Fitch BBB / S&P BBB	First Mortgage Notes	$428,107.96
124	H1290	10/19/2012	12/31/2044	$22,183,731 06	2.724%	2.724%	2.724%	Fitch BBB / S&P BBB	First Mortgage Notes	$604,284.83
125	H1295	12/19/2012	12/31/2040	$949,404 02	2 549%	2.549%	2 549%	Fitch BBB / S&P BBB	First Mortgage Notes	$24,200.31
126	H1300	12/19/2012	12/31/2040	$7,801,182.14	2 549%	2.549%	2 549%	Fitch BBB / S&P BBB	First Mortgage Notes	$198,852.13
127	H1305	12/19/2012	12/31/2039	$9,982,330 60	2 510%	2.510%	2 510%	Fitch BBB / S&P BBB	First Mortgage Notes	$250,556.50
128	H1310	4/19/2013	12/31/2039	$5,432,357 27	2 393%	2.393%	2 393%	Fitch BBB / S&P BBB	First Mortgage Notes	$129,996.31
129	H1315	4/19/2013	12/31/2044	$11,308,121 29	2 573%	2.573%	2 573%	Fitch BBB / S&P BBB	First Mortgage Notes	$290,957.96
130	H1320	4/19/2013	12/31/2040	$2,502,322 01	2.432%	2.432%	2.432%	Fitch BBB / S&P BBB	First Mortgage Notes	$60,856.47
131	H1325	8/30/2013	12/31/2039	$9,449,519 28	3 338%	3.338%	3 338%	Fitch BBB / S&P BBB	First Mortgage Notes	$315,424.95
132	H1330	10/28/2013	12/31/2039	$29,178,271.11	3.162%	3.162%	3.162%	Fitch BBB+ / S&P BBB	First Mortgage Notes	$922,616.93
133	H1335	10/28/2013	12/31/2040	$9,212,270.18	3 202%	3.202%	3 202%	Fitch BBB+ / S&P BBB	First Mortgage Notes	$294,976.89
134	H1340	11/19/2013	12/31/2039	$17,305,083 53	3 316%	3.316%	3 316%	Fitch BBB+ / S&P BBB	First Mortgage Notes	$573,836.57
135	H1345	12/20/2013	12/31/2039	$13,720,589 87	3 513%	3.513%	3 513%	Fitch BBB+ / S&P BBB	First Mortgage Notes	$482,004.32
136	H1350	12/19/2014	12/31/2040	$17,272,468.74	2 563%	2.563%	2 563%	Fitch BBB+ / S&P A-	First Mortgage Notes	$442,693.37
137	H1355	12/19/2014	12/31/2044	$18,514,576.75	2 656%	2.656%	2 656%	Fitch BBB+ / S&P A-	First Mortgage Notes	$491,747.16
138	H1360	3/27/2015	12/31/2040	$548,118.47	2 378%	2.378%	2 378%	Fitch BBB+ / S&P A-	First Mortgage Notes	$13,034.26
139	F1365	2/15/2017	1/3/2050	$30,187,908 36	2 982%	2.982%	2 982%	Fitch A- / S&P A-	First Mortgage Notes	$900,203.43
140	FFB-25-1	2/15/2017	1/3/2050	$22,194,049.70	2 942%	2.942%	2 942%	Fitch A- / S&P A	First Mortgage Notes	$652,948.94
141	FFB-26-1	2/15/2017	1/3/2050	$116,335,236.40	2 683%	2.683%	2 683%	Fitch A- / S&P A	First Mortgage Notes	$3,121,274.39
142	F1380	6/23/2017	1/3/2050	$10,368,159 07	2 634%	2.634%	2 634%	Fitch A- / S&P A	First Mortgage Notes	$273,097.31
143	FFB-25-2	6/23/2017	1/3/2050	$4,072,488 24	2 634%	2.634%	2 634%	Fitch A- / S&P A	First Mortgage Notes	$107,269.34
144	F1390	9/15/2017	1/3/2050	$7,705,800 33	2 679%	2.679%	2 679%	Fitch A- / S&P A	First Mortgage Notes	$206,438.39
145	FFB-25-3	9/15/2017	1/3/2050	$28,024,396 34	2 679%	2.679%	2 679%	Fitch A- / S&P A	First Mortgage Notes	$750,773.58
146	F1400	12/15/2017	1/3/2050	$7,746,493 91	2 688%	2.688%	2 688%	Fitch A- / S&P A	First Mortgage Notes	$208,225.76
147	FFB-25-4	12/15/2017	1/3/2050	$6,328,822 37	2 688%	2.688%	2 688%	Fitch A- / S&P A	First Mortgage Notes	$170,118.75
148	FFB-24-5	4/3/2018	1/3/2050	$2,166,674 62	2 990%	2.990%	2 990%	Fitch A- / S&P A	First Mortgage Notes	$64,783.57
149	FFB-25-5	4/3/2018	1/3/2050	$10,205,420 94	2 990%	2.990%	2 990%	Fitch A- / S&P A	First Mortgage Notes	$305,142.09
150	FFB-24-6	6/11/2018	1/3/2050	$2,024,893 60	3.131%	3.131%	3.131%	Fitch A- / S&P A	First Mortgage Notes	$63,399.42
151	FFB-25-6	6/11/2018	1/3/2050	$2,408,759.70	3.131%	3.131%	3.131%	Fitch A- / S&P A	First Mortgage Notes	$75,418.27
152	FFB-25-7	12/4/2018	1/3/2050	$26,699,095 69	3 281%	3.281%	3 281%	Fitch A- / S&P A	First Mortgage Notes	$875,997.33
153	FFB-26-2	12/4/2018	1/3/2050	$2,758,525 90	3.118%	3.118%	3.118%	Fitch A- / S&P A	First Mortgage Notes	$86,010.84
154	FFB-27-1	12/21/2018	1/3/2051	$63,674,621 67	3 056%	3.056%	3 056%	Fitch A- / S&P A	First Mortgage Notes	$1,945,896.44
155	FFB-28-1	12/21/2018	1/3/2051	$2,446,164 08	3 056%	3.056%	3 056%	Fitch A- / S&P A	First Mortgage Notes	$74,754.77
156	FFB-24-7	5/15/2019	1/3/2050	$1,739,644.73	2 804%	2.804%	2 804%	Fitch A- / S&P A	First Mortgage Notes	$48,779.64
157	FFB-25-8	5/15/2019	1/3/2050	$2,613,337 29	2 804%	2.804%	2 804%	Fitch A- / S&P A	First Mortgage Notes	$73,277.98
158	FFB-24-8	8/30/2019	1/3/2050	$5,752,037 05	1 914%	1.914%	1 914%	Fitch BBB+ / S&P A	First Mortgage Notes	$110,093.99
159	FFB-25-9	8/30/2019	1/3/2050	$17,926,326 50	1 914%	1.914%	1 914%	Fitch BBB+ / S&P A	First Mortgage Notes	$343,109.89
160	FFB-24-9	12/16/2019	1/3/2050	$3,638,890 55	2 222%	2.222%	2 222%	Fitch BBB+ / S&P A	First Mortgage Notes	$80,856.15
161	FFB-25-10	12/16/2019	1/3/2050	$4,111,575 22	2 222%	2.222%	2 222%	Fitch BBB+ / S&P A	First Mortgage Notes	$91,359.20
162	FFB-24-10	4/15/2020	1/3/2050	$2,194,264 35	1 272%	1.272%	1 272%	Fitch BBB+ / S&P A	First Mortgage Notes	$27,911.04
163	FFB-25-11	4/15/2020	1/3/2050	$998,557 85	1 272%	1.272%	1 272%	Fitch BBB+ / S&P A	First Mortgage Notes	$12,701.66

PSC DR1 Response 3 xlsx

Schedule B1, Page 1

East Kentucky Power Cooperative, Inc.
Case No. 2021-00103

Schedule of Outstanding Long Term Debt
For the Year Ended December 31 2020

Line No.	Type of Debt Issue (a)	Date of Issue (b)	Date of Maturity (c)	Amount Outstanding (d)	Coupon Interest Rate[1] (e)	Cost Rate at Issue[2] (f)	Cost Rate at Maturity[3] (g)	Bond Rating at Time of Issue[4] (h)	Type of Obligation (i)	Annualized Cost Col. (d) x (g) (j)
164	FFB-30-1	4/15/2020	1/3/2051	$22,015,000 00	1 293%	1.293%	1 293%	Fitch BBB+ / S&P A	First Mortgage Notes	$284,653.95
165	FFB-24-11	5/15/2020	1/3/2050	$1,930,473 24	1.135%	1.135%	1.135%	Fitch BBB+ / S&P A	First Mortgage Notes	$21,910.87
166	FFB-25-12	5/15/2020	1/3/2050	$5,899,817 93	1.135%	1.135%	1.135%	Fitch BBB+ / S&P A	First Mortgage Notes	$66,962.93
167	FFB-30-2	5/15/2020	1/3/2051	$11,871,000 00	1.157%	1.157%	1.157%	Fitch BBB+ / S&P A	First Mortgage Notes	$137,347.47
168	FFB-31-1	5/15/2020	1/3/2051	$2,844,000 00	1.157%	1.157%	1.157%	Fitch BBB+ / S&P A	First Mortgage Notes	$32,905.08
169	FFB-25-13	8/14/2020	1/3/2050	$32,824,507 85	1 251%	1.251%	1 251%	Fitch BBB+ / S&P A	First Mortgage Notes	$410,634.59
170	FFB-24-12	9/29/2020	1/3/2050	$8,922,345 29	1 241%	1.241%	1 241%	Fitch BBB+ / S&P A	First Mortgage Notes	$110,726.31
171	FFB-25-14	9/29/2020	1/3/2050	$5,763,237 39	1 241%	1.241%	1 241%	Fitch BBB+ / S&P A	First Mortgage Notes	$71,521.78
172	FFB-31-2	9/29/2020	1/3/2051	$822,000 00	1 264%	1.264%	1 264%	Fitch BBB+ / S&P A	First Mortgage Notes	$10,390.08
	Total FFB			$1,876,049,320.45						$66,515,770.55
173	Unsecured Credit Facility			$245,000,000 00	Variable	Variable	1.100%		Credit Facility	$2,695,000.00
	Total Long Term Debt and Annualized Cost			$2,561,462,262 06						$88,341,704.79
	Annualized Cost Rate [Total Col. (j) / Total Col. (d)]									3.449%

[1] Nominal Rate

[2] Nominal Rate plus Discount or Premium Amortization

[3] Nominal Rate plus Discount or Premium Amortization and Issuance Cost. Please note that for the Unsecured Credit Facility, the stated interest rate is as of December 31, 2020, as the interest rate is variable.

[4] Standard and Poor's, Moody, etc.

PSC DR1 Response 3.xlsx

Schedule B1, Page 2

East Kentucky Power Cooperative, Inc.
Case No. 2021-00103

Schedule of Outstanding Long Term Debt
For the Test Year Ended December 31, 2019

Line No.	Type of Debt Issue (a)	Date of Issue (b)	Date of Maturity (c)	Amount Outstanding (d)	Coupon Interest Rate(1) (e)	Cost Rate at Issue(2) (f)	Cost Rate at Maturity(3) (g)	Bond Rating at Time of Issue( ) (h)	Type of Obligation (i)	Annualized Cost Col. (d) x (g) (j)	Actual Test Year Interest Cost(5) (k)
	A. Bonds										
1	Private Placement Bonds	2/6/2014	2/6/2044	$179,000,000.00	4.610%	4.610%	4.610%	Fitch BBB+ / S&P BBB	First Mortgage Bonds	$8,251,900.00	$8,274,309.69
2	Private Placement Bonds - 2019	4/18/2019	4/30/2049	$150,000,000.00	4.450%	4.450%	4.450%	Fitch A- / S%P A-	First Mortgage Bonds	$6,675,000.00	$4,691,041.67
3	Cooper Solid Waste Disposal Bonds	12/15/1993	8/15/2023	$2,700,000.00	2.450%	1.250%	1.250%	Not Rated	Solid Waste Disposal Revenue Bonds	$33,750.00	$53,259.37
	Total Bonds			$331,700,000.00						$14,960,650.00	$13,018,610.73
	B. Notes										
	National Rural Utilities Cooperative Finance Corporation ("CFC")										
4	CFC - Term Loan	4/19/2019	4/30/2049	$100,000,000.00	4.300%	4.300%	4.300%	Fitch A- / S&P A-	Secured First Mortgage Promissory Note	$4,300,000.00	$3,008,036.54
5	Clean Renewable Energy Bonds	2/6/2008	12/1/2023	$1,776,837.85	0.400%	0.400%	0.400%	Not Rated	Secured First Mortgage Promissory Note	$7,107.35	$7,528.73
6	New Clean Renewable Energy Bonds	2/23/2017	1/31/2047	$17,396,627.27	1.560%	1.560%	1.560%	Fitch A- / S&P A-	Secured First Mortgage Promissory Note	$271,387.39	$266,793.55
7	NCSC Unsecured #9061009	12/30/2010	11/30/2019	$0.00	4.850%	4.850%	4.850%	Not Rated	Unsecured Notes	$0.00	$48,511.70
8	NCSC Unsecured #9061010	12/30/2010	11/30/2020	$1,335,822.00	5.050%	5.050%	5.050%	Not Rated	Unsecured Notes	$67,459.01	$67,459.60
9	NCSC Unsecured #9061011	12/30/2010	11/30/2021	$1,544,167.00	5.150%	5.150%	5.150%	Not Rated	Unsecured Notes	$79,524.60	$79,524.00
10	NCSC Unsecured #9061012	12/30/2010	11/30/2022	$1,389,610.00	5.250%	5.250%	5.250%	Not Rated	Unsecured Notes	$72,954.53	$72,954.52
11	NCSC Unsecured #9061013	12/30/2010	11/30/2023	$980,127.00	5.400%	5.400%	5.400%	Not Rated	Unsecured Notes	$52,926.86	$52,926.84
12	NCSC Unsecured #9061014	12/30/2010	11/30/2024	$325,315.00	5.500%	5.500%	5.500%	Not Rated	Unsecured Notes	$17,892.33	$17,892.32
	Total CFC			$124,748,506.12						$4,869,252.07	$3,621,627.80
	Rural Utilities Service Notes ("RUS")										
13	T62-1-B650	3/2/1998	12/31/2024	$0.00	5.125%	5.125%	5.125%	Not Rated	First Mortgage Notes	$0.00	$51,782.72
14	T62-1-B655	3/2/1998	12/31/2024	$0.00	5.125%	5.125%	5.125%	Not Rated	First Mortgage Notes	$0.00	$51,782.72
	Total RUS			$0.00						$0.00	$103,565.44
	Federal Financing Bank Notes ("FFB")										
15	H0615	4/10/2001	12/31/2024	$0.00	5.451%	5.451%	5.451%	Not Rated	First Mortgage Notes	$0.00	$99,292.49
16	H0635	9/6/2001	12/31/2024	$0.00	5.426%	5.426%	5.426%	Not Rated	First Mortgage Notes	$0.00	$84,186.01
17	H0640	10/3/2001	12/31/2024	$0.00	5.104%	5.104%	5.104%	Not Rated	First Mortgage Notes	$0.00	$105,300.92
18	H0645	11/8/2001	12/31/2024	$4,228,069.95	4.709%	4.709%	4.709%	Not Rated	First Mortgage Notes	$199,099.81	$220,760.32
19	H0655	1/15/2002	12/31/2030	$0.00	5.447%	5.447%	5.447%	Not Rated	First Mortgage Notes	$0.00	$325,907.86
20	H0660	6/4/2002	12/31/2030	$0.00	5.678%	5.678%	5.678%	Not Rated	First Mortgage Notes	$0.00	$103,958.68
21	H0665	7/2/2002	12/31/2030	$0.00	5.538%	5.538%	5.538%	Not Rated	First Mortgage Notes	$0.00	$100,650.54
22	H0670	8/15/2002	12/31/2024	$4,957,922.26	4.695%	4.695%	4.695%	Not Rated	First Mortgage Notes	$232,774.45	$258,202.35
23	H0675	8/22/2002	12/31/2024	$3,327,846.11	4.802%	4.802%	4.802%	Not Rated	First Mortgage Notes	$159,803.17	$177,204.89
24	H0680	9/24/2002	12/31/2024	$4,854,098.65	4.366%	4.366%	4.366%	Not Rated	First Mortgage Notes	$211,929.95	$235,305.92
25	H0685	10/3/2002	12/31/2024	$3,237,955.92	4.375%	4.375%	4.375%	Not Rated	First Mortgage Notes	$141,660.57	$157,281.68
26	H0690	11/5/2002	12/31/2024	$4,964,877.94	4.717%	4.717%	4.717%	Not Rated	First Mortgage Notes	$234,193.29	$259,759.62
27	H0695	12/10/2002	12/31/2024	$3,294,534.75	4.644%	4.644%	4.644%	Not Rated	First Mortgage Notes	$152,998.19	$169,736.56
28	H0700	1/23/2003	12/31/2024	$1,132,264.83	4.557%	4.557%	4.557%	Not Rated	First Mortgage Notes	$51,597.31	$57,235.87
29	H0705	1/23/2003	12/31/2030	$3,588,685.18	4.790%	4.790%	4.790%	Not Rated	First Mortgage Notes	$171,898.02	$179,235.71
30	H0710	2/27/2003	12/31/2030	$1,749,461.04	4.624%	4.624%	4.624%	Not Rated	First Mortgage Notes	$80,895.08	$84,384.42
31	H0715	5/6/2003	12/31/2024	$1,398,373.54	4.442%	4.442%	4.442%	Not Rated	First Mortgage Notes	$62,115.75	$68,951.87
32	H0720	7/3/2003	12/31/2032	$15,297,618.57	4.460%	4.460%	4.460%	Not Rated	First Mortgage Notes	$682,273.79	$706,276.44
33	H0725	7/17/2003	12/31/2032	$15,586,076.19	4.819%	4.819%	4.819%	Not Rated	First Mortgage Notes	$751,093.01	$776,818.92
34	H0730	7/24/2003	12/31/2032	$15,564,812.86	4.950%	4.950%	4.950%	Not Rated	First Mortgage Notes	$770,458.24	$796,589.94
35	H0735	8/26/2003	12/31/2024	$0.00	5.055%	5.055%	5.055%	Not Rated	First Mortgage Notes	$0.00	$38,863.98
36	H0740	10/2/2003	12/31/2030	$1,423,928.15	4.753%	4.753%	4.753%	Not Rated	First Mortgage Notes	$67,679.30	$70,575.03
37	H0745	10/2/2003	12/31/2024	$868,340.08	4.501%	4.501%	4.501%	Not Rated	First Mortgage Notes	$39,083.99	$43,377.90
38	H0750	10/23/2003	12/31/2032	$0.00	5.091%	5.091%	5.091%	Not Rated	First Mortgage Notes	$0.00	$422,233.50
39	H0755	11/4/2003	12/31/2032	$0.00	5.149%	5.149%	5.149%	Not Rated	First Mortgage Notes	$0.00	$428,195.57
40	H0760	11/14/2003	12/31/2032	$0.00	5.065%	5.065%	5.065%	Not Rated	First Mortgage Notes	$0.00	$419,568.27
41	H0765	11/25/2003	12/31/2032	$0.00	5.011%	5.011%	5.011%	Not Rated	First Mortgage Notes	$0.00	$414,047.46
42	H0770	12/4/2003	12/31/2032	$0.00	5.149%	5.149%	5.149%	Not Rated	First Mortgage Notes	$0.00	$462,451.22
43	H0775	2/5/2004	12/31/2030	$3,667,564.58	4.854%	4.854%	4.854%	Not Rated	First Mortgage Notes	$178,023.58	$185,592.20
44	H0780	5/6/2004	12/31/2030	$0.00	5.240%	5.240%	5.240%	Not Rated	First Mortgage Notes	$0.00	$36,359.41
45	H0785	5/6/2004	12/31/2024	$0.00	5.020%	5.020%	5.020%	Not Rated	First Mortgage Notes	$0.00	$40,935.39
46	H0790	8/26/2004	12/31/2030	$9,661,471.41	4.921%	4.921%	4.921%	Not Rated	First Mortgage Notes	$475,441.01	$495,569.01

PSC DR1 Response 3.xlsx

Schedule B1, Page 2

East Kentucky Power Cooperative, Inc.
Case No. 2021-00103

Schedule of Outstanding Long Term Debt
For the Test Year Ended December 31, 2019

Line No.	Type of Debt Issue (a)	Date of Issue (b)	Date of Maturity (c)	Amount Outstanding (d)	Coupon Interest Rate[1] (e)	Cost Rate at Issue[2] (f)	Cost Rate at Maturity[3] (g)	Bond Rating at Time of Issue[ ] (h)	Type of Obligation (i)	Annualized Cost Col. (d) x (g) (j)	Actual Test Year Interest Cost[5] (k)
47	H0795	11/1/2004	12/31/2030	$3,796,182.71	4.672%	4.672%	4.672%	Not Rated	First Mortgage Notes	$177,357.66	$184,984.79
48	H0800	11/16/2004	12/31/2030	$1,847,927.05	4.795%	4.795%	4.795%	Not Rated	First Mortgage Notes	$88,608.10	$92,389.27
49	H0805	11/16/2004	12/31/2024	$1,907,079.36	4.577%	4.577%	4.577%	Not Rated	First Mortgage Notes	$87,287.02	$96,855.28
50	H0810	12/16/2004	12/31/2038	$37,287,273.96	4.744%	4.744%	4.744%	Not Rated	First Mortgage Notes	$1,768,908.28	$1,804,594.13
51	H0815	12/22/2004	12/31/2038	$37,416,442.60	4.825%	4.825%	4.825%	Not Rated	First Mortgage Notes	$1,805,343.36	$1,841,435.53
52	H0820	12/29/2004	12/31/2038	$37,607,852.70	4.946%	4.946%	4.946%	Not Rated	First Mortgage Notes	$1,860,084.39	$1,896,769.46
53	H0825	2/2/2005	12/31/2038	$18,574,615.26	4.658%	4.658%	4.658%	Not Rated	First Mortgage Notes	$865,205.58	$882,828.69
54	H0830	2/8/2005	12/31/2038	$18,444,159.93	4.497%	4.497%	4.497%	Not Rated	First Mortgage Notes	$829,433.87	$846,634.04
55	H0835	5/10/2005	12/31/2038	$18,612,393.43	4.705%	4.705%	4.705%	Not Rated	First Mortgage Notes	$875,713.11	$893,456.86
56	H0840	6/2/2005	12/31/2038	$18,308,805.13	4.332%	4.332%	4.332%	Not Rated	First Mortgage Notes	$793,137.44	$809,888.76
57	H0845	6/7/2005	12/31/2038	$13,909,672.10	4.324%	4.324%	4.324%	Not Rated	First Mortgage Notes	$601,454.22	$614,168.38
58	H0850	6/9/2005	12/31/2030	$3,845,908.77	4.353%	4.353%	4.353%	Not Rated	First Mortgage Notes	$167,412.41	$191,011.54
59	H0855	8/26/2005	12/31/2038	$22,104,589.89	4.468%	4.468%	4.468%	Not Rated	First Mortgage Notes	$987,633.08	$1,008,179.96
60	H0860	8/30/2005	12/31/2038	$22,106,550.45	4.470%	4.470%	4.470%	Not Rated	First Mortgage Notes	$988,162.81	$1,008,716.15
61	H0865	8/19/2005	12/31/2030	$2,095,281.29	4.485%	4.485%	4.485%	Not Rated	First Mortgage Notes	$93,973.37	$98,062.35
62	H0870	10/14/2005	12/31/2038	$22,396,337.64	4.769%	4.769%	4.769%	Not Rated	First Mortgage Notes	$1,068,081.34	$1,089,568.58
63	H0875	11/9/2005	12/31/2030	$1,211,790.22	4.858%	4.858%	4.858%	Not Rated	First Mortgage Notes	$58,868.77	$61,370.91
64	H0880	11/9/2005	12/31/2024	$199,917.67	4.789%	4.789%	4.789%	Not Rated	First Mortgage Notes	$9,574.06	$10,617.01
65	H0885	3/27/2006	12/31/2032	$4,163,202.67	4.890%	4.890%	4.890%	Not Rated	First Mortgage Notes	$203,580.61	$210,516.56
66	H0890	5/3/2006	12/31/2038	$0.00	5.345%	5.345%	5.345%	Not Rated	First Mortgage Notes	$0.00	$317,448.58
67	H0895	5/9/2006	12/31/2038	$0.00	5.333%	5.333%	5.333%	Not Rated	First Mortgage Notes	$0.00	$211,066.35
68	H0900	8/23/2006	12/31/2034	$0.00	5.070%	5.070%	5.070%	Not Rated	First Mortgage Notes	$0.00	$278,621.90
69	H0905	8/25/2006	12/31/2034	$0.00	5.061%	5.061%	5.061%	Not Rated	First Mortgage Notes	$0.00	$278,032.68
70	H0910	8/29/2006	12/31/2034	$0.00	5.053%	5.053%	5.053%	Not Rated	First Mortgage Notes	$0.00	$425,514.04
71	H0915	3/14/2007	12/31/2038	$17,511,060.14	4.776%	4.776%	4.776%	Not Rated	First Mortgage Notes	$836,328.23	$853,139.99
72	H0920	3/16/2007	12/31/2038	$17,723,122.69	4.812%	4.812%	4.812%	Not Rated	First Mortgage Notes	$852,836.66	$869,911.30
73	H0925	11/1/2007	12/31/2040	$40,429,340.16	4.821%	4.821%	4.821%	Not Rated	First Mortgage Notes	$1,949,098.49	$1,982,507.47
74	H0930	11/8/2007	12/31/2040	$20,158,716.93	4.736%	4.736%	4.736%	Not Rated	First Mortgage Notes	$954,716.83	$971,256.07
75	H0935	11/14/2007	12/31/2040	$40,228,612.25	4.669%	4.669%	4.669%	Not Rated	First Mortgage Notes	$1,878,273.91	$1,911,085.52
76	H0940	12/5/2007	12/31/2040	$19,922,390.73	4.384%	4.384%	4.384%	Not Rated	First Mortgage Notes	$873,397.61	$889,204.26
77	H0945	12/11/2007	12/31/2040	$40,200,661.75	4.648%	4.648%	4.648%	Not Rated	First Mortgage Notes	$1,868,526.76	$1,901,253.60
78	H0950	12/12/2007	12/31/2040	$19,863,593.50	4.511%	4.511%	4.511%	Not Rated	First Mortgage Notes	$896,046.70	$912,010.22
79	H0955	12/19/2007	12/31/2040	$40,143,264.58	4.605%	4.605%	4.605%	Not Rated	First Mortgage Notes	$1,848,597.33	$1,881,148.78
80	H0960	1/3/2008	12/31/2032	$7,157,758.50	4.338%	4.338%	4.338%	Not Rated	First Mortgage Notes	$310,503.56	$321,526.63
81	H0965	1/3/2008	12/31/2040	$6,377,782.29	4.396%	4.396%	4.396%	Not Rated	First Mortgage Notes	$280,367.31	$285,433.85
82	H0970	1/9/2008	12/31/2040	$8,701,141.62	4.385%	4.385%	4.385%	Not Rated	First Mortgage Notes	$381,545.06	$388,449.36
83	H0975	2/5/2008	12/31/2040	$15,922,072.98	4.355%	4.355%	4.355%	Not Rated	First Mortgage Notes	$693,406.28	$706,000.53
84	H0980	2/12/2008	12/31/2040	$15,929,178.19	4.368%	4.368%	4.368%	Not Rated	First Mortgage Notes	$695,786.50	$708,403.71
85	H0985	5/22/2008	12/31/2040	$20,019,291.76	4.527%	4.527%	4.527%	Not Rated	First Mortgage Notes	$906,273.34	$922,387.04
86	H0990	5/30/2008	12/31/2040	$20,170,602.01	4.754%	4.754%	4.754%	Not Rated	First Mortgage Notes	$958,910.42	$975,485.04
87	H0995	6/4/2008	12/31/2040	$20,083,659.12	4.623%	4.623%	4.623%	Not Rated	First Mortgage Notes	$928,467.56	$944,780.14
88	H1000	10/14/2008	12/31/2040	$6,276,875.35	4.298%	4.298%	4.298%	Not Rated	First Mortgage Notes	$269,780.10	$274,714.67
89	H1005	10/14/2008	12/31/2032	$2,777,951.92	4.306%	4.306%	4.306%	Not Rated	First Mortgage Notes	$119,618.61	$123,875.24
90	H1010	11/7/2008	12/31/2040	$19,897,120.22	4.347%	4.347%	4.347%	Not Rated	First Mortgage Notes	$864,927.82	$880,652.91
91	H1015	11/10/2008	12/31/2040	$19,936,697.62	4.405%	4.405%	4.405%	Not Rated	First Mortgage Notes	$878,211.53	$894,064.08
92	H1020	12/18/2008	12/31/2040	$5,566,338.05	2.846%	2.846%	2.846%	Not Rated	First Mortgage Notes	$158,417.98	$161,871.69
93	H1025	3/17/2009	12/31/2038	$2,732,552.89	3.801%	3.801%	3.801%	Not Rated	First Mortgage Notes	$103,864.34	$106,189.91
94	H1030	4/16/2009	12/31/2040	$19,377,037.91	3.651%	3.651%	3.651%	Not Rated	First Mortgage Notes	$707,455.65	$721,460.90
95	H1035	5/15/2009	12/31/2040	$28,086,405.53	3.988%	3.988%	3.988%	Not Rated	First Mortgage Notes	$1,120,085.85	$1,141,368.53
96	H1040	5/27/2009	12/31/2040	$20,306,048.32	4.374%	4.374%	4.374%	Not Rated	First Mortgage Notes	$888,186.55	$904,280.75
97	H1045	6/4/2009	12/31/2040	$20,316,623.40	4.391%	4.391%	4.391%	Not Rated	First Mortgage Notes	$892,102.93	$908,234.16
98	H1050	6/8/2009	12/31/2040	$20,448,404.68	4.605%	4.605%	4.605%	Not Rated	First Mortgage Notes	$941,649.04	$958,230.27
99	H1055	6/8/2009	12/31/2040	$32,717,447.48	4.605%	4.605%	4.605%	Not Rated	First Mortgage Notes	$1,506,638.46	$1,533,168.44
100	H1060	6/15/2009	12/31/2040	$20,445,354.30	4.600%	4.600%	4.600%	Not Rated	First Mortgage Notes	$940,486.30	$957,057.37
101	H1065	6/29/2009	12/31/2040	$11,624,991.03	4.252%	4.252%	4.252%	Not Rated	First Mortgage Notes	$494,294.62	$503,387.22
102	H1070	6/30/2009	12/31/2040	$20,235,983.00	4.262%	4.262%	4.262%	Not Rated	First Mortgage Notes	$862,457.60	$878,303.07
103	H1075	7/9/2009	12/31/2040	$20,133,439.04	4.100%	4.100%	4.100%	Not Rated	First Mortgage Notes	$825,471.00	$840,942.03
104	H1080	7/17/2009	12/31/2040	$10,356,831.30	4.382%	4.382%	4.382%	Not Rated	First Mortgage Notes	$453,836.35	$462,051.86
105	H1085	7/20/2009	12/31/2040	$20,361,857.01	4.464%	4.464%	4.464%	Not Rated	First Mortgage Notes	$908,953.30	$925,241.40
106	H1090	8/5/2009	12/31/2039	$8,014,072.83	4.396%	4.396%	4.396%	Not Rated	First Mortgage Notes	$352,298.64	$359,148.81
107	H1095	8/12/2009	12/31/2040	$20,316,002.07	4.390%	4.390%	4.390%	Not Rated	First Mortgage Notes	$891,872.49	$908,001.53
108	H1100	8/10/2009	12/31/2040	$20,426,410.55	4.569%	4.569%	4.569%	Not Rated	First Mortgage Notes	$933,282.70	$949,790.33
109	H1105	9/15/2009	12/31/2040	$16,128,128.19	4.142%	4.142%	4.142%	Not Rated	First Mortgage Notes	$668,027.07	$680,482.88
110	H1110	9/16/2009	12/31/2040	$16,154,489.66	4.194%	4.194%	4.194%	Not Rated	First Mortgage Notes	$677,519.30	$690,071.62
111	H1115	9/22/2009	12/31/2040	$16,144,871.05	4.175%	4.175%	4.175%	Not Rated	First Mortgage Notes	$674,048.37	$686,565.59

PSC DR1 Response 3.xlsx

Schedule B1, Page 2

East Kentucky Power Cooperative, Inc.
Case No. 2021-00103

Schedule of Outstanding Long Term Debt
For the Test Year Ended December 31, 2019

Line No.	Type of Debt Issue (a)	Date of Issue (b)	Date of Maturity (c)	Amount Outstanding (d)	Coupon Interest Rate[1] (e)	Cost Rate at Issue[2] (f)	Cost Rate at Maturity[3] (g)	Bond Rating at Time of Issue[ ] (h)	Type of Obligation (i)	Annualized Cost Col. (d) x (g) (j)	Actual Test Year Interest Cost[5] (k)
112	H1120	9/23/2009	12/31/2039	$15,897,383.69	4.137%	4.137%	4.137%	Not Rated	First Mortgage Notes	$657,674.76	$670,855.65
113	H1125	10/1/2009	12/31/2039	$15,024,984.41	3.978%	3.978%	3.978%	Not Rated	First Mortgage Notes	$597,693.88	$609,896.07
114	H1130	10/1/2009	12/31/2040	$4,815,121.01	3.990%	3.990%	3.990%	Not Rated	First Mortgage Notes	$192,123.33	$195,772.94
115	H1135	11/18/2009	12/31/2039	$19,858,967.00	4.117%	4.117%	4.117%	Not Rated	First Mortgage Notes	$817,593.67	$834,017.80
116	H1140	11/18/2009	12/31/2039	$19,858,967.00	4.117%	4.117%	4.117%	Not Rated	First Mortgage Notes	$817,593.67	$834,017.80
117	H1145	11/19/2009	12/31/2039	$19,883,835.25	4.156%	4.156%	4.156%	Not Rated	First Mortgage Notes	$826,372.19	$842,897.47
118	H1150	11/19/2009	12/31/2039	$19,883,835.25	4.156%	4.156%	4.156%	Not Rated	First Mortgage Notes	$826,372.19	$842,897.47
119	H1155	1/27/2010	12/31/2039	$16,018,644.77	4.377%	4.377%	4.377%	Not Rated	First Mortgage Notes	$701,136.08	$714,799.51
120	H1160	1/28/2010	12/31/2040	$5,667,141.82	4.398%	4.398%	4.398%	Not Rated	First Mortgage Notes	$249,240.90	$253,743.82
121	H1165	2/3/2010	12/31/2039	$7,207,489.47	4.373%	4.373%	4.373%	Not Rated	First Mortgage Notes	$315,183.51	$321,328.55
122	H1170	2/12/2010	12/31/2040	$15,495,625.72	4.508%	4.508%	4.508%	Not Rated	First Mortgage Notes	$698,542.81	$710,992.33
123	H1175	6/4/2010	12/31/2023	$927,181.59	3.224%	3.224%	3.224%	Not Rated	First Mortgage Notes	$29,892.33	$34,222.14
124	H1180	6/4/2010	12/31/2034	$235,175.03	3.943%	3.943%	3.943%	Not Rated	First Mortgage Notes	$9,272.95	$9,554.75
125	H1185	6/8/2010	12/31/2040	$523,282.50	3.922%	3.922%	3.922%	Not Rated	First Mortgage Notes	$20,523.14	$20,916.26
126	H1190	6/8/2010	12/31/2040	$730,348.70	3.922%	3.922%	3.922%	Not Rated	First Mortgage Notes	$28,644.28	$29,192.95
127	H1195	6/8/2010	12/31/2039	$987,292.89	3.897%	3.897%	3.897%	Not Rated	First Mortgage Notes	$38,474.80	$39,267.69
128	H1200	6/10/2010	12/31/2039	$342,385.24	3.913%	3.913%	3.913%	Not Rated	First Mortgage Notes	$13,397.53	$13,673.13
129	H1205	3/25/2011	12/31/2039	$10,035,052.66	4.197%	4.197%	4.197%	Not Rated	First Mortgage Notes	$421,171.16	$429,553.30
130	H1210	5/24/2011	12/31/2044	$20,513,367.45	4.067%	4.067%	4.067%	Not Rated	First Mortgage Notes	$834,278.65	$846,322.24
131	H1215	5/24/2011	12/31/2040	$1,479,441.29	3.954%	3.954%	3.954%	Not Rated	First Mortgage Notes	$58,497.11	$59,613.23
132	H1220	5/24/2011	12/31/2040	$10,337,319.80	3.954%	3.954%	3.954%	Not Rated	First Mortgage Notes	$408,737.62	$416,536.36
133	H1225	9/7/2011	12/31/2040	$5,140,689.37	2.852%	2.852%	2.852%	Not Rated	First Mortgage Notes	$146,612.46	$149,806.51
134	H1230	9/7/2011	12/31/2039	$28,806,744.02	2.811%	2.811%	2.811%	Not Rated	First Mortgage Notes	$809,757.57	$828,646.02
135	H1235	12/15/2011	12/31/2040	$21,451,597.61	2.590%	2.590%	2.590%	Fitch BBB / S&P BBB	First Mortgage Notes	$555,596.38	$568,080.54
136	H1240	12/28/2011	12/31/2040	$16,678,739.49	2.713%	2.713%	2.713%	Fitch BBB / S&P BBB	First Mortgage Notes	$452,494.20	$462,515.42
137	H1245	2/28/2012	12/31/2044	$25,052,906.92	2.791%	2.791%	2.791%	Fitch BBB / S&P BBB	First Mortgage Notes	$699,226.63	$711,378.54
138	H1250	3/13/2012	12/31/2044	$25,180,650.45	2.916%	2.916%	2.916%	Fitch BBB / S&P BBB	First Mortgage Notes	$734,267.77	$746,803.17
139	H1255	3/27/2012	12/31/2044	$25,280,616.58	3.094%	3.094%	3.094%	Fitch BBB / S&P BBB	First Mortgage Notes	$782,182.28	$795,199.21
140	H1260	4/10/2012	12/31/2040	$8,890,222.85	2.800%	2.800%	2.800%	Fitch BBB / S&P BBB	First Mortgage Notes	$248,926.24	$254,382.75
141	H1265	4/10/2012	12/31/2044	$15,972,578.82	2.928%	2.928%	2.928%	Fitch BBB / S&P BBB	First Mortgage Notes	$467,677.11	$475,647.59
142	H1270	6/25/2012	12/31/2044	$24,632,021.04	2.495%	2.495%	2.495%	Fitch BBB / S&P BBB	First Mortgage Notes	$614,568.92	$625,706.75
143	H1275	6/25/2012	12/31/2040	$1,335,612.94	2.369%	2.369%	2.369%	Fitch BBB / S&P BBB	First Mortgage Notes	$31,640.67	$32,370.28
144	H1280	8/29/2012	12/31/2039	$19,717,927.01	2.302%	2.302%	2.302%	Fitch BBB / S&P BBB	First Mortgage Notes	$453,906.68	$465,113.61
145	H1285	10/1/2012	12/31/2039	$19,078,144.55	2.338%	2.338%	2.338%	Fitch BBB / S&P BBB	First Mortgage Notes	$446,047.02	$457,016.01
146	H1290	10/19/2012	12/31/2044	$22,841,760.59	2.724%	2.724%	2.724%	Fitch BBB / S&P BBB	First Mortgage Notes	$622,209.56	$633,126.48
147	H1295	12/19/2012	12/31/2040	$985,881.55	2.549%	2.549%	2.549%	Fitch BBB / S&P BBB	First Mortgage Notes	$25,130.12	$25,697.52
148	H1300	12/19/2012	12/31/2040	$8,100,915.46	2.549%	2.549%	2.549%	Fitch BBB / S&P BBB	First Mortgage Notes	$206,492.34	$211,154.59
149	H1305	12/19/2012	12/31/2039	$10,393,048.22	2.510%	2.510%	2.510%	Fitch BBB / S&P BBB	First Mortgage Notes	$260,865.51	$267,159.03
150	H1310	4/19/2013	12/31/2039	$5,658,665.88	2.393%	2.393%	2.393%	Fitch BBB / S&P BBB	First Mortgage Notes	$135,411.87	$138,721.59
151	H1315	4/19/2013	12/31/2044	$11,650,515.43	2.573%	2.573%	2.573%	Fitch BBB / S&P BBB	First Mortgage Notes	$299,767.76	$305,141.00
152	H1320	4/19/2013	12/31/2040	$2,599,734.66	2.432%	2.432%	2.432%	Fitch BBB / S&P BBB	First Mortgage Notes	$63,225.55	$64,672.79
153	H1325	8/30/2013	12/31/2039	$9,805,187.95	3.338%	3.338%	3.338%	Fitch BBB / S&P BBB	First Mortgage Notes	$327,297.17	$334,489.47
154	H1330	10/28/2013	12/31/2039	$30,297,662.80	3.162%	3.162%	3.162%	Fitch BBB+ / S&P BBB	First Mortgage Notes	$958,012.10	$979,490.05
155	H1335	10/28/2013	12/31/2040	$9,540,985.77	3.202%	3.202%	3.202%	Fitch BBB+ / S&P BBB	First Mortgage Notes	$305,502.36	$311,886.27
156	H1340	11/19/2013	12/31/2039	$17,957,984.53	3.316%	3.316%	3.316%	Fitch BBB+ / S&P BBB	First Mortgage Notes	$595,486.77	$608,605.35
157	H1345	12/20/2013	12/31/2039	$14,227,270.25	3.513%	3.513%	3.513%	Fitch BBB+ / S&P BBB	First Mortgage Notes	$499,804.00	$510,569.61
158	H1350	12/19/2014	12/31/2040	$17,935,060.67	2.563%	2.563%	2.563%	Fitch BBB+ / S&P A-	First Mortgage Notes	$459,675.60	$470,037.27
159	H1355	12/19/2014	12/31/2044	$19,068,882.10	2.656%	2.656%	2.656%	Fitch BBB+ / S&P A-	First Mortgage Notes	$506,469.51	$515,441.84
160	H1360	3/27/2015	12/31/2040	$569,585.40	2.378%	2.378%	2.378%	Fitch BBB+ / S&P A-	First Mortgage Notes	$13,544.74	$13,856.74
161	F1365	2/15/2017	1/3/2050	$30,848,228.12	2.982%	2.982%	2.982%	Fitch A- / S&P A-	First Mortgage Notes	$919,894.16	$931,850.93
162	FFB-25-1	2/15/2017	1/3/2050	$22,682,794.59	2.942%	2.942%	2.942%	Fitch A- / S&P A	First Mortgage Notes	$667,327.82	$676,062.53
163	FFB-26-1	2/15/2017	1/3/2050	$122,621,794.14	2.683%	2.683%	2.683%	Fitch A- / S&P A	First Mortgage Notes	$3,289,942.74	$3,392,775.65
164	F1380	6/23/2017	1/3/2050	$10,608,550.66	2.634%	2.634%	2.634%	Fitch A- / S&P A	First Mortgage Notes	$279,429.22	$283,287.32
165	FFB-25-2	6/23/2017	1/3/2050	$4,166,911.14	2.634%	2.634%	2.634%	Fitch A- / S&P A	First Mortgage Notes	$109,756.44	$111,271.86
166	F1390	9/15/2017	1/3/2050	$7,883,130.60	2.679%	2.679%	2.679%	Fitch A- / S&P A	First Mortgage Notes	$211,189.07	$214,082.43
167	FFB-25-3	9/15/2017	1/3/2050	$28,669,309.78	2.679%	2.679%	2.679%	Fitch A- / S&P A	First Mortgage Notes	$768,050.81	$778,573.35
168	F1400	12/15/2017	1/3/2050	$7,924,493.57	2.688%	2.688%	2.688%	Fitch A- / S&P A	First Mortgage Notes	$213,010.39	$215,924.16
169	FFB-25-4	12/15/2017	1/3/2050	$6,474,246.65	2.688%	2.688%	2.688%	Fitch A- / S&P A	First Mortgage Notes	$174,027.75	$176,408.29
170	FFB-24-5	4/3/2018	1/3/2050	$2,214,003.86	2.990%	2.990%	2.990%	Fitch A- / S&P A	First Mortgage Notes	$66,198.72	$67,057.97
171	FFB-25-5	4/3/2018	1/3/2050	$10,428,350.04	2.990%	2.990%	2.990%	Fitch A- / S&P A	First Mortgage Notes	$311,807.67	$315,854.88
172	FFB-24-6	6/11/2018	1/3/2050	$2,068,084.47	3.131%	3.131%	3.131%	Fitch A- / S&P A	First Mortgage Notes	$64,751.72	$65,571.67
173	FFB-25-6	6/11/2018	1/3/2050	$2,460,138.41	3.131%	3.131%	3.131%	Fitch A- / S&P A	First Mortgage Notes	$77,026.93	$78,002.33
174	FFB-25-7	12/4/2018	1/3/2050	$27,254,259.51	3.281%	3.281%	3.281%	Fitch A- / S&P A	First Mortgage Notes	$894,212.25	$904,714.66
175	FFB-26-2	12/4/2018	1/3/2050	$2,902,209.55	3.118%	3.118%	3.118%	Fitch A- / S&P A	First Mortgage Notes	$90,490.89	$93,159.61
176	FFB-27-1	12/21/2018	1/3/2051	$64,982,305.84	3.056%	3.056%	3.056%	Fitch A- / S&P A	First Mortgage Notes	$1,985,859.27	$2,004,160.45

PSC DR1 Response 3.xlsx

Schedule B1, Page 2

East Kentucky Power Cooperative, Inc.
Case No. 2021-00103

Schedule of Outstanding Long Term Debt
For the Test Year Ended December 31, 2019

Line No.	Type of Debt Issue (a)	Date of Issue (b)	Date of Maturity (c)	Amount Outstanding (d)	Coupon Interest Rate[1] (e)	Cost Rate at Issue[2] (f)	Cost Rate at Maturity[3] (g)	Bond Rating at Time of Issue[( )] (h)	Type of Obligation (i)	Annualized Cost Col. (d) x (g) (j)	Actual Test Year Interest Cost[5] (k)
177	FFB-28-1	12/21/2018	1/3/2051	$2,496,400.89	3.056%	3.056%	3.056%	Fitch A- / S&P A	First Mortgage Notes	$76,290.01	$76,993.08
178	FFB-24-7	5/15/2019	1/3/2050	$1,778,851.59	2.804%	2.804%	2.804%	Fitch A- / S&P A	First Mortgage Notes	$49,879.00	$31,701.03
179	FFB-25-8	5/15/2019	1/3/2050	$2,672,234.80	2.804%	2.804%	2.804%	Fitch A- / S&P A	First Mortgage Notes	$74,929.46	$47,622.07
180	FFB-24-8	8/30/2019	1/3/2050	$5,902,115.90	1.914%	1.914%	1.914%	Fitch BBB+ / S&P A	First Mortgage Notes	$112,966.50	$38,306.06
181	FFB-25-9	8/30/2019	1/3/2050	$18,394,050.02	1.914%	1.914%	1.914%	Fitch BBB+ / S&P A	First Mortgage Notes	$352,062.12	$119,381.53
182	FFB-24-9	12/16/2019	1/3/2050	$3,726,000.00	2.222%	2.222%	2.222%	Fitch BBB+ / S&P A	First Mortgage Notes	$82,791.72	$3,415.15
183	FFB-25-10	12/16/2019	1/3/2050	$4,210,000.00	2.222%	2.222%	2.222%	Fitch BBB+ / S&P A	First Mortgage Notes	$93,546.20	$3,858.78
	Total FFB			$2,171,906,967.02						$83,489,063.45	$89,373,503.77
184	Unsecured Credit Facility			$185,000,000.00	Variable	Variable	2.700%		Credit Facility	$4,995,000.00	$6,244,331.93
	Total Long Term Debt and Annualized Cost			$2,813,355,473.14						$108,313,965.52	$112,361,639.67
	Annualized Cost Rate [Total Col. (j) / Total Col. (d)]									3.850%	
	Actual Test Year Cost Rate [Total Col. (k) / Total Col. (d)]										3.994%

[1] Nominal Rate

[2] Nominal Rate plus Discount or Premium Amortization

[3] Nominal Rate plus Discount or Premium Amortization and Issuance Cost. Please note that for the Unsecured Credit Facility, the stated interest rate is as of December 31, 2019, as the interest rate is variable.

[( )] Standard and Poor's, Moody, etc.

[5] Sum of Accrued Interest Amortization of Discount or Premium and Issuance Cost

EAST KENTUCKY POWER COOPERATIVE, INC.
PSC CASE NO. 2021-00103
FIRST REQUEST FOR INFORMATION RESPONSE

COMMISSION STAFF'S FIRST REQUEST FOR INFORMATION DATED 3/4/21
REQUEST 4
RESPONSIBLE PERSON: **Michelle K. Carpenter**
COMPANY: **East Kentucky Power Cooperative, Inc.**

Request 4. Provide the utility's internal accounting manuals, directives, and policies and procedures.

Response 4. As an RUS borrower, EKPC is required to follow 7 CFR 1767, Uniform System of Accounts. Accordingly, the guidance within RUS Bulletin 1767B-1 is used as the basis for EKPC's internal accounting policies and procedures. https://www.rd.usda.gov/files/UPA_Bulletin_1767B-1.pdf

EAST KENTUCKY POWER COOPERATIVE, INC.
PSC CASE NO. 2021-00103
FIRST REQUEST FOR INFORMATION RESPONSE

COMMISSION STAFF'S FIRST REQUEST FOR INFORMATION DATED 3/4/21
REQUEST 5
RESPONSIBLE PERSON: **Mary Jane Warner**
COMPANY: **East Kentucky Power Cooperative, Inc.**

Request 5. Provide the utility's long-term construction planning program.

Response 5. EKPC continually evaluates its resource needs. The Integrated Resource Plan ("IRP") represents a snapshot in the ongoing resource planning process to support the objective of the power supply plan to develop an economic, reliable plan, while simultaneously mitigating financial and operational risks. As part of its previously filed IRP dated April 1, 2019 in Case No. 2019-00096, EKPC included and summarized its long-term Power Production and Transmission construction plans and are provided in Tables 6-2 through 6-11 and Tables 7-1 through 7-5 on pages 2 through 20 of this response.

Table 6-2

EKPC 15-YEAR TRANSMISSION EXPANSION SCHEDULE (2019 – 2033)	
A. New Transmission Lines	**Needed In-Service Date**
Loop the existing Dale-JK Smith 138 kV line section into the new Hunt 138-69 kV transmission substation via two new 138 kV line additions (0.55 miles).	12/2019
Construct a new North Shelby-Bekaert 69 kV line section using 556 ACSR/TW (1.55 miles)	12/2020
Construct new Fox Hollow-Fox Hollow Jct 161 kV line section using 795 MCM ACSR (0.8 miles)	12/2021
Construct a new Fox Hollow – Patton Road Jct 161 kV line section using 795 MCM ACSR (3.34 miles)	12/2032
Construct a new Summer Shade – Summer Shade Jct 161 kV line section using 795 MCM ACSR (0.15 miles)	12/2032

Table 6-3

EKPC 15-YEAR TRANSMISSION EXPANSION SCHEDULE (2019 – 2033)	
B. New Transmission Substations & Transmission Substation Additions Project Description	**Needed In-Service Date**
Construct a new Hunt 138-69 kV transmission substation including the addition of a 138-69 kV 100 MVA autotransformer	12/2019
Add a new 161 kV station, including a new 161-69 kV 150 MVA autotransformer, at Fox Hollow substation	12/2021
Add a second 161-69 kV autotransformer, including any associated bus work, at Bullitt County substation.	6/2028

Table 6-4

EKPC 15-YEAR TRANSMISSION EXPANSION SCHEDULE (2019– 2033)	
C. New Transmission Switching Stations Project Description	**Needed In-Service Date**
Construct a new Monticello 69 kV switching station.	12/2020
Construct a new Rineyville Jct. 69 kV switching station.	12/2021

Table 6-5

EKPC 15-YEAR TRANSMISSION EXPANSION SCHEDULE (2019 – 2033)	
D. Transmission Transformer Upgrades Project Description	**Needed In-Service Date**
Upgrade the existing Skaggs 138-69 kV 100 MVA autotransformer to 150 MVA	11/2019
Upgrade the existing West Berea 138-69 kV 100 MVA autotransformer to 150 MVA	12/2032

Table 6-6

EKPC 15-YEAR TRANSMISSION EXPANSION SCHEDULE (2019 – 2033)	
E. Terminal Facility Upgrades & Additions **Project Description**	**Needed In-Service Date**
Install a 138 kV circuit switcher addition on the 138-69 kV autotransformer at Powell County	6/2019
Install a 161 kV circuit switcher addition on the 161-138 kV autotransformer at Marion County	12/2019
Upgrade disconnect switch S408-605 associated with Russell Co-KU Russell Springs Tap 69 kV line section to 1200 Amp	12/2019
Install a 161 kV circuit switcher addition on the 161-69 kV autotransformer and install a 161 kV breaker addition on the TVA tie line at Summer Shade	12/2019
Install a 161 kV circuit switcher addition on the 161-69 kV autotransformer at Tyner	12/2019
Upgrade distance relay associated with Glendale-Hodgensville 69 kV line section to at least 90 MVA Winter LTE	6/2020
Upgrade disconnect switch W45-643 associated with Green Co 161-69 kV auto transformer to 2000 Amp	6/2020
Install a 161 kV circuit switcher addition on the 161-69 kV autotransformer at Green County	12/2020
Upgrade jumper associated with Green Co - KU Greensburg 69 kV line from 4/0 to 750 MCM CU	6/2020
Install a new 69 kV breaker on the Holloway line exit at Baker Lane	6/2020
Upgrade distance relay associated with Stephensburg-Glendale 69 kV line section to at least 100 MVA Winter LTE	6/2020
Upgrade the 138 kV reactor associated with the Spurlock – Kenton line section at Spurlock to 6.5 % 1600 Amp	6/2021
Upgrade CT associated with Clay Village - KU Clay Village Tap 69 kV line section to 600A; at least 75 MVA Winter LTE	12/2027
Upgrade distance relay associated with Clay Village - KU Clay Village Tap 69 kV line section to at least 75 MVA Winter LTE	12/2027
Adjust Summer Shade 69 kV capacitor bank setting to 1.010 p.u.	12/2027
Upgrade the 69 kV bus and jumpers at Denny substation.	6/2032
Upgrade CT associated with East Bardstown - KU East Bardstown 69 kV line section to 1200A; at least 100 MVA Winter LTE	12/2032
Install a 161 kV breaker on the Fox Hollow line exit at Summer Shade	12/2032
Upgrade overcurrent relay associated with the Powell County 138-69 kV autotransformer to at least 139 MVA	12/2032
Install a 161 kV breaker on the Summer Shade line exit at Fox Hollow	12/2032
Upgrade distance relay associated with Wayne County – Wayne County KY 161 kV line section to at least 167 MVA Winter LTE	12/2032
Upgrade overcurrent relay associated with the West Berea 138-69 kV autotransformer to at least 139 MVA	12/2032

Table 6-7

EKPC 15-YEAR TRANSMISSION EXPANSION SCHEDULE (2019 – 2033)	
F. Transmission Line Re-conductor/Rebuilds Project Description	**Needed In-Service Date**
Rebuild the existing 2/0 ACSR Elizabethtown-Nelson County 69 kV line section (14.50 miles) using 556.5 MCM ACSR/TW conductor.	6/2019
Decouple the double-circuited Spurlock- Maysville Industrial Tap 138 kV & Spurlock-Flemingsburg 138 kV line sections.	6/2019
Rebuild the existing 1/0 ACSR Stephensburg-Hodgenville 69 kV line section (17.80 miles) using 556.5 MCM ACSR/TW conductor.	6/2020
Rebuild the existing 3/0 ACSR Leon-Airport Road-Mazie 69 kV line sections (19.40 miles) using 556.5 MCM ACSR/TW conductor.	8/2020
Rebuild the existing 3/0 ACSR Monticello-Homestead 69 kV line section (1.96 miles) using 556.5 MCM ACSR/TW conductor.	12/2020
Rebuild the existing 3/0 ACSR McCreary Co Jct - KU Wofford 69 kV line section (20.7 miles) using 795 MCM ACSR conductor.	12/2022
Re-conductor the Brodhead-Three Links Jct. 69 kV line section (8.2 miles) using 556.5 MCM ACTW conductor.	12/2026
Re-conductor the existing 556.5 MCM ACSR/TW Tharp Tap-KU Elizabethtown 69kV line section, including the double circuit portion, (2.11 miles) to 795 MCM ACSR conductor.	12/2028
Re-conductor the existing 4/0 ACSR Boone – Williamstown 69 kV line section (28.5miles) to 556.5 MCM ACSR/ TW conductor.	12/2024
Re-conductor the existing 266.8 MCM ACSR Davis - Fayette 69 kV line section (3.15 miles) to 556.5 MCM ACSR/TW conductor.	12/2029
Convert the existing Summer Shade Jct to Patton Road Jct 69 kV line section to 161 kV (10.6 miles)	12/2032

Table 6-8

EKPC 15-YEAR TRANSMISSION EXPANSION SCHEDULE (2019 – 2033)	
G. Transmission Line High Temperature Upgrades **Project Description**	**Needed In-Service Date**
Increase MOT of the Cooper - Somerset #1 & #2 69 kV line section (3.4 miles) to 266°F (LTE of 248°F)	6/2019
Increase the MOT of Summer Shade-Edmonton-JB Galloway Jct 69 kV line section (7.7 miles) to 212°F.	6/2019
Increase the MOT of the J.K. Smith-Dale 138 kV line section (9.5 miles) to 275°F.	12/2019
Increase the MOT of Liberty Church Tap-Bacon Creek Tap 69 kV line section (2.1 miles) 266 MCM conductor to 266°F	6/2020
Increase the MOT of Plumville-Rectorville 69 kV line section (2.9 miles) to 212°F (LTE 185°F)	6/2032
Increase the MOT of Davis – Nicholasville 69 kV line section (4.0 miles) to 284°F (266°F. LTE).	6/2032
Increase the MOT of Elizabethtown – Tharp Tap 69 kV line section (1.7 miles) 266.8 MCM conductor to 302°F (284°F LTE).	12/2032

Table 6-9

EKPC 15-YEAR TRANSMISSION EXPANSION SCHEDULE (2019 – 2033)	
H. Capacitor Bank Additions **Project Description**	**Needed In-Service Date**
Install a new 12.0 MVAR, 69 kV capacitor bank at Bullitt County substation	6/2019
Install a new 25.511 MVAR, 69 kV capacitor bank at Liberty Junction substation	12/2023
Install a new 15.307 MVAR, 69 kV capacitor bank at Nelson County substation	6/2024
Resize the Sideview 69 kV capacitor bank from 6.12 MVAR to 10.204 MVAR.	12/2024
Install a new 16.327 MVAR, 69 kV capacitor bank at Owen County substation	12/2025
Install a new 15.31 MVAR, 69 kV capacitor bank at South Anderson substation	12/2032

Table 6-10

EKPC FOUR-YEAR DISTRIBUTION EXPANSION SCHEDULE (2019 – 2022)	
I. New Distribution Substations and associated Tap Lines Project Description	**Needed In-Service Date**
Construct a new Asahi #2 69-12.5 kV, 12/16/20 MVA Substation and associated 69 kV tap line (0.1 mile)	6/2019
Construct a new Contown 69-12.5 KV 12/16/20 MVA substation between Phil and Liberty Jct and associated 69 kV tap line (0.2 Miles).	6/2019
Construct a new Sharkey #2 138-25 kV 12/16/20 MVA Substation and associated 138 kV tap line (0.1 mile)	11/2019
Construct a new Duncannon Lane 69-12.5 kV 12/16/20 MVA substation between KU Fawkes-Crooksville. Tap point 7.5 mile from KU Fawkes towards Crooksville and associated 69 KV tap line (1.0 miles).	7/2020
Construct a new White Oak 69-12.5 kV 12/16/20 MVA Distribution Substation and Tap including retirement of the existing South Fork distribution substation.	12/2020
Construct a new Griffin 138-12.5 kV 12/16/20 MVA substation on the Stanley Parker-Spurlock 138 kV line section. Tap point will be 3.6 miles from this line section, including retirement of the existing Griffin substation.	12/2020
Construct a new Pekin Pike 69-12.5 kV, 12/16/20 MVA substation, tapping the Baker Ln-Holloway Jct 69 KV line section (6.4 miles).	5/2021
Construct a new Broughtontown 69-25 kV,12/16/20 MVA substation, tapping the EKPC Highland - Tommy Gooch 69 kV line section (7.4 miles).	12/2021
Construct a new MBUSA #2 69-12.5 kV, 12/16/20 MVA Substation and associated 69 kV tap line (0.1 mile)	6/2022
Construct a new Mineola Pike 138-12.5 kV 12/16/20 MVA base substation and associated 138 kV tap line to the DEOK 138 kV Constance substation (0.9 mile)	12/2022

Table 6-11

EKPC FOUR-YEAR DISTRIBUTION EXPANSION SCHEDULE (2019 – 2022)	
J. Distribution Substation Upgrades Project Description	**Needed In-Service Date**
Rebuild and upgrade the existing Floyd 69-12.5 kV 11.2/14 MVA distribution substation to 12/16/20 MVA	12/2019
Rebuild and upgrade the existing Summersville 69-12.5 kV 11.2/14 MVA distribution substation to 12/16/20 MVA	12/2019
Rebuild and upgrade the existing Lancaster 69-12.5 kV 11.2/14 MVA distribution substation to 12/16/20 MVA, Including Tap Rebuild	12/2020
Rebuild and upgrade the existing McKinney Corner 69-12.5 kV 6.0 MVA distribution substation to 12/16/20 MVA	12/2020
Rebuild and upgrade the existing Newfoundland 69-12.5 kV 11.2/14 MVA distribution substation to 12/16/20 MVA	12/2020
Upgrade the existing West Mt Washington 69-12.5 kV 11.2/14 MVA distribution transformer to 15/20/25 MVA	6/2021
Rebuild and upgrade the existing Highland 69-25 kV 11.2/14 MVA distribution substation to 12/16/20 MVA, including Tap Rebuild	12/2022
Rebuild and upgrade the existing Lees Lick 69-12.5 kV 11.2/14 MVA distribution substation to 12/16/20 MVA	12/2022
Rebuild and upgrade the existing Rockholds 69-12.5 kV 11.2/14 MVA distribution substation to 12/16/20 MVA	12/2022

Table 7-1
($100,000 and Above)
Bluegrass Station

Description	Operating Unit	Date
Hot Gas Path Inspection	OC00	2019
Hot Gas Path Inspection	OC03	2019
Bluegrass Dual Fuel Addition	OC01-03	2019
Torque Converter Overhaul	OC01	2019
CT Outlet Expansion Joints- Units 1-3	OC00	2019
Inlet Strut Modification- Units 1-3	OC00	2019
Hot Gas Path Inspection	OC01	2020
Bluegrass Dual Fuel Addition	OC01-03	2020
Paint Unit No. 3 Structure	OC00	2020
Torque Converter Overhaul	OC02	2020
Bluegrass Dual Fuel Addition	OC01-03	2021
Torque Converter Overhaul	OC03	2021
Bluegrass Hot Gas Path Inspection	OC02	2022
OC00 - Common		
OC01 - Bluegrass 1		
OC02 - Bluegrass 2		
OC03 - Bluegrass 3		

Table 7-2
($100,000 and Above)
Cooper Power Station

Description	Operating Unit	Date
High Energy Piping Assessment	CP02	2019
New Power Feed to Unit 2 Pulverizer	CP02	2019
Cooper Air Heater Bypass Duct	CP01	2019
Bottom Ash PLC Repl	CP01	2019
Bottom Ash PLC Repl	CP02	2019
PCM HVAC replacement	CP22	2019
Mechanical Overhaul Turbine includes turbine valves	CP01	2019
Structural Steel Painting	CP00	2020
Replace Turbine Bay Lights+A343	CP00	2020
Total Plant Drain and Water Systems	CP00	2020
High Energy Piping Assessment	CP01	2020
Overhaul 1B Boiler Feed Pump Fluid Drive	CP00	2020
Subchain Hydr Tensioning Assembly	CP02	2020
2A Circulating water pump rebuild	CP02	2020
General Service U1 relay upgrade	CP01	2020
Boiler Condition Assessment	CP01	2021
Mechanical Overhaul Turbine includes turbine valves	CP02	2022
Boiler Condition Assessment	CP02	2022
High Energy Piping Assessment	CP02	2023
CP00 - Common		
CP01 - Cooper 1		
CP02 - Cooper 2		

Table 7-3
($100,000 and Above)
Spurlock Power Station

Description	Operating Unit	Date
Removal And Replacement Of Top 2" Of Existing Blacktop	SP00	2019
Maintenance Shop Floor Coating	SP00	2019
Clean & Inspect River Intake	SP00	2019
Clean & Inspect Well Pumps	SP00	2019
Recoat SCU Tank	SP00	2019
Boiler Makeup Water System Capacity Upgrades - Phase 1	SP00	2019
Water Services Building Piping Replacement	SP00	2019
Overhaul (4) Pulverizers	SP01	2019
High Energy Piping Assessment	SP01	2019
Outage Boiler Inspection	SP01	2019
Outage Boiler Repairs	SP01	2019
Expansion Joint Repairs	SP01	2019
1B Boiler Feed Pump Overhaul	SP01	2019
Isolation Dampers on pulverizers	SP01	2019
Unit 1 and unit 2 Turbine Lube Oil Centrifuge Replacement	SP00	2019
Pulverizer Overhauls	SP02	2019
Rebuild pulverizer journals (3)	SP02	2019
Outage Boiler Inspection	SP02	2019
Outage Boiler Repairs	SP02	2019
2B BWCP Replacement	SP02	2019
Expansion Joint Repairs	SP02	2019
High Energy Piping	SP02	2019
2C Pulverizer gearbox rebuild	SP02	2019
Air Heater support and guide bearings	SP02	2019
Control Upgrade	SP02	2019
Outage Boiler & Airheater Repair	SP03	2019
Outage Boiler & Airheater Inspection	SP03	2019
CA-Pro high energy piping inspections	SP03	2019
3B Voith drive replacement	SP03	2019
Replace "Y" fuel feed pipes	SP03	2019
Motor Control Center Retrofit	SP03	2019
Outage Boiler & Airheater Repair	SP04	2019
Outage Boiler & Airheater Inspection	SP04	2019

Table 7-3 (continued)
($100,000 and Above)
Spurlock Power Station

Description	Operating Unit	Date
Robotic UT Inspection	SP04	2019
4B Feed Pump volute replacement	SP04	2019
CA-Pro high energy piping inspections	SP04	2019
ID, PA & SA Motor Overhaul	SP04	2019
SH & RH outlet header inspection	SP04	2019
U4 riser clamp inspection	SP04	2019
Replace Vortex Finders	SP04	2019
Refractory	SP03	2019
Boiler Bed nozzles (qty 430)	SP03	2019
Refractory	SP04	2019
Rebuild Limestone Mill Journals	SP04	2019
Boiler Bed nozzles (qty 1,129)	SP04	2019
Air Heater Module Replacement	SP04	2019
Outage- Precipitator Inspection And Repairs	SP04	2019
Replace Kirk Keys	SP04	2019
Replace TR Cables	SP04	2019
Outage- Precipitator Inspection And Repairs	SP02	2019
Replace TR Cables	SP02	2019
Filter bag Replacement	SP03	2019
Pulse valve replacement	SP03	2019
Pulse valve replacement	SP04	2019
Inspect & Repair Cells	SP00	2019
Upgrade Unloaded Barge Mooring Cells	SP00	2019
Upgrade Loaded Barge Mooring Cells	SP00	2019
Barge Unloader Bulk Lube Oil System	SP00	2019
Digging Ladder on CBU- Shaft removal	SP00	2019
Overhaul Crusher U1	SP01	2019
Replace Flights on SR2	SP01	2019
Overhaul Crusher 3&4	SP02	2019
Overhaul U4 Crushers	SP04	2019
Vac Truck Dump Station Clean Out & FGD Removal from Ash Pond & Landfilling	SP00	2019
Rebuild Scrubber Limestone Silo	SP20	2019
B Ball Mill Liner	SP20	2019

Table 7-3 (continued)
($100,000 and Above)
Spurlock Power Station

Description	Operating Unit	Date
WESP SIRS Clean/Inspect/Repair	SP21	2019
Scrubber Inlet Duct Repairs	SP21	2019
Paint/Recoat Top 150 ft of new U1 Chimney	SP21	2019
Oxidation Air Spray Headers	SP21	2019
WESP SIRS Clean/Inspect/Repair	SP22	2019
Turbine Valves	SP01	2019
Unit 1 Circulating Cooling Line Repairs at Condenser	SP01	2019
Repair/Replace CT Division Walls	SP02	2019
Condensor Expansion Joint Repl	SP02	2019
Cooling Tower Wetted Area Structure Repl	SP02	2019
Coating Replacement	SP02	2019
Cooling Tower Motor Control Repl	SP03	2019
Turbine Seals- Efficiency Upgrade	SP04	2019
Turbine Overhaul	SP04	2019
Generator Rewind	SP04	2019
Spurlock Backup Limestone Conveyor and TDF/Alternate Fuel Feeder	SP00	2019
Spurlock CCR/ELG Compliance WMB Pond	SP01 / SP02	2019
Spurlock CCR/ELG Compliance WMB Pond Chemical Feed	SP01 / SP03	2019
Spurlock CCR/ELG NIDS	SP03 / SP04	2019
Spurlock CCR/ELG WWT/BOP	SP01 / SP02	2019
Spurlock Coal Pile Runoff Pond Supplemental Storage	SP00	2019
Spurlock Landfill - Area D Phase 1 Construction	SP00	2019
Spurlock Landfill Area D Construction - Ponds and Stream Mitigation	SP00	2019
Spurlock NIDS Rotary Feeders	SP03	2019
Spurlock Plant CO2 System Replacement	SP00	2019
Spurlock Remote Fast Degas System	SP00	2019
Spurlock Transfer Tower 2 Bypass Chute	SP00	2019
Spurlock Unit 1 Absorber Spray Header Replacement	SP00	2019
Spurlock Unit 2 Absorber Spray Header Replacement	SP02	2019
Spurlock Unit 2 Cooling Twr Battery Bank	SP02	2019
Spurlock Unit 2 Feedwater Heater No. 5	SP02	2019
Spurlock Unit 2 Feedwater Heater No. 6	SP02	2019
Spurlock Unit 2 Feedwater Heater No. 7	SP02	2019

Table 7-3 (continued)
($100,000 and Above)
Spurlock Power Station

Description	Operating Unit	Date
Spurlock Unit 2 Pulverizer Cranes	SP02	2019
Spurlock Unit 3 Baghouse (Liner)	SP03	2019
Spurlock Unit 4 Baghouse (Liner)	SP04	2019
Spurlock Units 1 and 2 CCR/ELG Compliance	SP01 / SP02	2019
Unit 1 SCR Painting	SP00	2020
Paint Areas On North Side Of Boiler Building	SP00	2020
Unit 2 SCR & Precip Painting (Eng)	SP02	2020
Unit 1 Precip/Id Fan Platform Painting	SP01	2020
Clean & Inspect River Intake	SP00	2020
Clean & Inspect Well Pumps	SP00	2020
Water Services Building Piping Replacement	SP00	2020
Diesel Fire Pump Motor Replacement	SP00	2020
Unit 2 Elevator Overhaul	SP02	2020
Replace original section of underground fuel oil piping.	SP00	2020
Overhaul (4) Pulverizers	SP01	2020
High Energy Piping Assessment	SP01	2020
Outage Boiler Inspection	SP01	2020
Outage Boiler Repairs	SP01	2020
Boiler Chemical Clean	SP01	2020
Expansion Joint Repairs	SP01	2020
1A Boiler Feed Pump Overhaul	SP01	2020
Spurlock CCR/ELG Compliance WMB Pond	SP01 / SP02	2020
Spurlock CCR/ELG Compliance WMB Pond Chemical Feed	SP01 / SP02	2020
Spurlock CCR/ELG NIDS	SP03 / SP04	2020
Spurlock CCR/ELG WWT/BOP	SP01 / SP02	2020
Spurlock Coal Pile Runoff Pond Supplemental Storage	SP00	2020
Spurlock Landfill - Area C Phase 5	SP00	2020
Spurlock Plant CO2 System Replacement	SP00	2020
Spurlock Remote Fast Degas System	SP00	2020
Spurlock Unit 1 Absorber Spray Header Replacement	SP01	2020
Spurlock Unit 2 Absorber Spray Header Replacement	SP02	2020
Spurlock Unit 2 Feedwater Heater No. 5	SP02	2020
Spurlock Unit 2 Feedwater Heater No. 6	SP02	2020

Table 7-3 (continued)
($100,000 and Above)
Spurlock Power Station

Description	Operating Unit	Date
Boiler Penthouse Casing replacement 3 of 3	SP01	2020
Penthouse insulation work	SP01	2020
Pulverizer Overhauls	SP02	2020
Rebuild pulverizer journals (3)	SP02	2020
OUTAGE BOILER INSPECTION	SP02	2020
Outage Boiler Repairs	SP02	2020
2B BWCP Replacement	SP02	2020
EXPANSION JOINT REPAIRS	SP02	2020
High Energy Piping	SP02	2020
2C Pulverizer gearbox rebuild	SP02	2020
Economizer Outlet duct replacement	SP02	2020
2B ID Fan Rotor	SP02	2020
2A Boiler Feed Pump rebuild	SP02	2020
Penthouse cooling blowers	SP02	2020
Outage Boiler & Airheater Repair	SP03	2020
Outage Boiler & Airheater Inspection	SP03	2020
Robotic UT Inspection	SP03	2020
CA-Pro high energy piping inspections	SP03	2020
SH panel replacement	SP03	2020
Motor Control Center Retrofit	SP03	2020
Outage Boiler & Airheater Repair	SP04	2020
Outage Boiler & Airheater Inspection	SP04	2020
Robotic UT Inspection	SP04	2020
4B voith drive replacement	SP04	2020
CA-Pro high energy piping inspections	SP04	2020
Refractory	SP03	2020
REBUILD LIMESTONE MILL JOURNALS	SP03	2020
Refractory	SP04	2020
REBUILD LIMESTONE MILL JOURNALS	SP04	2020
OUTAGE- PRECIPITATOR INSPECTION AND REPAIRS	SP04	2020
REPLACE TR CABLES	SP04	2020
OUTAGE- PRECIPITATOR INSPECTION AND REPAIRS	SP02	2020
REPLACE TR CABLES	SP02	2020

Table 7-3 (continued)
($100,000 and Above)
Spurlock Power Station

Description	Operating Unit	Date
Upgrade Precipicator Hopper Gates	SP02	2020
Filter bag Replacement	SP04	2020
Incorp Insulation & Scaffolding (5yr Inspection)	SP00	2020
NH3 5yr Inspection	SP00	2020
INSPECT & REPAIR CELLS	SP00	2020
Dredge River around Unloading Cells	SP00	2020
Replace the Belt on UC5	SP00	2020
Upgrade Unloaded Barge Mooring Cells	SP00	2020
Upgrade Loaded Barge Mooring Cells	SP00	2020
Install a Catwalk on the River Side of UC4 Conveyor	SP00	2020
Replace SR2 Lower Slew Bearing	SP01	2020
OVERHAUL U3 CRUSHERS	SP03	2020
OVERHAUL U4 CRUSHERS	SP04	2020
#3 Dozer Powertrain Rebuild	SP00	2020
#3 Scraper Powertrain Rebuild	SP00	2020
Vac Truck Dump Station Clean Out & FGD Removal from Ash Pond & Landfilling	SP00	2020
ASH POND CLEANING	SP00	2020
WESP SIRS Clean/Inspect/Repair	SP21	2020
Scrubber Inlet Duct Repairs	SP21	2020
REPLACE 6 INLET EXPANSION JOINTS	SP21	2020
WESP SIRS Clean/Inspect/Repair	SP22	2020
COOLING TOWER WETTED AREA STRUCTURE REPL	SP01	2020
REBUILD 1B COOLING TOWER CIRC WATER PUMP	SP01	2020
REPAIR/REPLACE CT DIVISION WALLS	SP02	2020
U3 Cooling Tower Fill Replacement	SP02	2020
HMI UPGRADE FOR MARK VI SYSTEM	SP03	2020
TURBINE VALVE OUTAGE	SP03	2020
HMI UPGRADE FOR MARK VI SYSTEM	SP04	2020
REBUILD 2B COOLING TOWER CIRC WATER PUMP	SP02	2020
ID Fan Overhaul B	SP02	2020
13.8kV Motor Overhaul	SP02	2020
Baghouse filter replacement 3yr PM	SP03	2020
"B" Voith Drive 5yr PM	SP04	2020
Limestone Mill 3-4yr PM	SP04	2020

Table 7-3 (continued)
($100,000 and Above)
Spurlock Power Station

Description	Operating Unit	Date
OUTAGE BOILER INSPECTION	SP01	2021
Outage Boiler Repairs	SP01	2021
OUTAGE BOILER INSPECTION	SP02	2021
Outage Boiler Repairs	SP02	2021
OUTAGE BOILER INSPECTION	SP03	2021
Outage Boiler Repairs	SP03	2021
OUTAGE BOILER INSPECTION	SP04	2021
Outage Boiler Repairs	SP04	2021
ID Fan Overhaul A	SP02	2021
Pulverizer Gearbox Rebuild	SP02	2021
Limestone Mill 3-4yr PM	SP03	2021
"A" Voith Drive 5yr PM	SP04	2021
Baghouse filter replacement 3yr PM	SP04	2021
OUTAGE BOILER INSPECTION	SP01	2022
Outage Boiler Repairs	SP01	2022
OUTAGE BOILER INSPECTION	SP02	2022
Outage Boiler Repairs	SP02	2022
OUTAGE BOILER INSPECTION	SP03	2022
Outage Boiler Repairs	SP03	2022
OUTAGE BOILER INSPECTION	SP04	2022
Outage Boiler Repairs	SP04	2022
FD Fan Overhaul B	SP02	2022
Pulverizer Gearbox Rebuild	SP02	2022

Table 7-3 (continued)
($100,000 and Above)
Spurlock Power Station

Description	Operating Unit	Date
OUTAGE BOILER INSPECTION	SP01	2023
Outage Boiler Repairs	SP01	2023
OUTAGE BOILER INSPECTION	SP02	2023
Outage Boiler Repairs	SP02	2023
OUTAGE BOILER INSPECTION	SP03	2023
Outage Boiler Repairs	SP03	2023
OUTAGE BOILER INSPECTION	SP04	2023
Outage Boiler Repairs	SP04	2023
Major Turbine 10yr PM	SP01	2023
Turbine Valves 5yr PM	SP01	2023
WESP Plates	SP01	2023
Precipitator Major	SP01	2023
"A" Feed Pump 9yr PM	SP03	2023
"A" Voith Drive 5yr PM	SP03	2023
Baghouse filter replacement 3yr PM	SP03	2023
Baghouse cage replacement 6yr PM	SP03	2023
Limestone Mill 3-4yr PM	SP03	2023
SP00 – Common		
SP01 - Spurlock 1		
SP02 - Spurlock 2		
SP03 – Spurlock 3		
SP04 - Spurlock 4		
SP20 – Spurlock Scrubber Common		
SP21 - Spurlock Scrubber Unit 1		
SP22 - Spurlock Scrubber Unit 2		

Table 7-4
Smith CTs - Station

Description	Operating Unit	Date
Pulsation probes for Units 1-2	SM50	2019
5 year Breaker Maintenance	SM50	2019
Unit 9 Replace HPC Row 3 Blades	SM59	2019
Unit 2 C-Inspection refurbish parts	SM52	2019
Units No. 9 and 10 - Block Upgrade	SM59/60	2019
Smith - ISO Phase Units 9 & 10 Heating	SM59 / SM60	2019
Smith LMS 9 & 10 - CO2 Fire Protection Exciter Cabinets and Fuel Oil Skids	SM59 / SM60	2019
Structure, Paint Tank	SM50	2020
Structure Painting- Units 1-4 and bay	SM50	2020
Units 4-7 PACS Switchgear Improvements	SM50	2020
15 Yr Breaker Maintenance Units 3 and 2	SM50	2020
Unit 2 Generator Rotor Out Inspection	SM52	2020
Upgrade HPT for Unit No. 10	SM60	2020
Smith 10 Hot Section Upgrade	SM60	2020
Unit No. 4 - CI Inspection	SM54	2020
Unit No. 5 - CI Inspection	SM55	2020
Unit 2 C-Inspection	SM52	2020
Unit 10 Row 3-5 HPC Blade Replacement	SM60	2020
Unit No. 7 Refurbishment parts	SM57	2020
Demineralizer 2 resin replacement	SM52	2020
Intake Fan PLC Replacements on U1, 2, & 3	SM51,52,53	2020
Unit 2 Exhaust Repairs	SM52	2020
Waterwash or Cleaning for CO or Nox- No. 9 and 10	SM59,60	2020
Units No. 9 and 10 - Block Upgrade	SM59/60	2020
LMS IO Packs and N-Tron Switches	SM50	2020

Table 7-4 (continued)
Smith CTs - Station

Description	Operating Unit	Date
Generator Ckt Bkr 12 yr Maintenance	SM59	2021
Generator Ckt Bkr 12 yr Maintenance	SM60	2021
Unit 4 C-Inspection	SM54	2022
Unit 5 C-Inspection	SM55	2023
SM50 - Smith Units Common		
SM51 - Smith Unit 1		
SM52 - Smith Unit 2		
SM53 - Smith Unit 3		
SM54 - Smith Unit 4		
SM55 - Smith Unit 5		
SM56 - Smith Unit 6		
SM57 - Smith Unit 7		
SM59 - Smith Unit 9		
SM60 - Smith Unit 10		

Table 7-5
Landfill Gas

Description	Operating Unit	Date
Green Valley- Building Piling	LF01	2019
Laurel Ridge- Upgrade Switchgear Processors	LF02	2019
Laurel Ridge- Major Overhaul	Unit 2 & 3	2019
Bavarian- Upgrade Switchgear Processors	LF03	2020
Hardin- Major Overhaul	Unit 2	2020
Pendleton- Major Overhaul	Unit 1, 2, 4	2020
Bavarian- Major Overhaul	Unit 2	2021
Hardin - Major Overhaul	Unit 3	2021
Green Valley- Major Overhaul	Unit 2	2022
Laurel Ridge - Major Overhaul	Unit 1	2022
Bavarian- Major Overhaul	Unit 4, 5	2022
Pendleton- Major Overhaul	Unit 3	2022
Glasgow- Major Overhaul	Unit 1	2022
Green Valley- Major Overhaul	Unit 1, 3	2023
Bavarian- Major Overhaul	Unit 1, 3	2023

EAST KENTUCKY POWER COOPERATIVE, INC.
PSC CASE NO. 2021-00103
FIRST REQUEST FOR INFORMATION RESPONSE

COMMISSION STAFF'S FIRST REQUEST FOR INFORMATION DATED 3/4/21
REQUEST 6
RESPONSIBLE PERSON: **Mary Jane Warner and Isaac S. Scott**
COMPANY: **East Kentucky Power Cooperative, Inc.**

Request 6. Concerning the utility's construction projects:

Request 6a. For each project started during the last five calendar years, provide the information requested in the format contained in Schedule C1. For each project, include the amount of any cost variance and delay encountered, and explain in detail the reasons for such variances and delays.

Response 6a. On pages 4 through 24 of this response, EKPC has provided the requested data for Capital Construction Projects. Due to the large number of projects over a 5-year period, the Company has provided the variance explanations for variances greater than $500,000 and in excess of + / - 10% of actual cost to budget.

Furthermore, in preparing this schedule EKPC has provided the actual costs for projects recorded in Construction Work in Progress accounts. When developing the budgets for these projects, often there will be a component of the budgeted

costs relating to retirement work in progress activities. The budgeting process at EKPC has not historically included the retirement component and construction component separately. Therefore, the results of any comparison of budgeted and actual construction costs can be impacted by the retirement component of the total budgeted costs.

Request 6b. Using the data included in Schedule C1, calculate the annual "Slippage Factor" associated with those construction projects. The Slippage Factor should be calculated as shown in Schedule C2.

Response 6b. The calculation of an annual "Slippage Factor" is normally a feature in rate cases utilizing a forecasted test period. This is due to the fact that forecasted test periods are based on budgeted information. The annual Slippage Factor is a tool used to evaluate the reasonableness of the budgeted amounts for construction projects. However, when a rate case utilizes a historic test period, the financial information is based on actual expenditures and investments, not a forecasted budget. The calculation of an annual Slippage Factor in a rate case utilizing a historic test period is of little relevance and provides no information useful in the determination of the reasonableness of actual costs incurred for construction projects.

EKPC has filed its current rate application utilizing a historic test period. In addition, EKPC determined its revenue requirements utilizing a Times Interest Earned Ratio rather than a rate of return on rate base or capitalization. Lastly, EKPC has

not proposed any post-test-year plant additions. In light of these facts, no forward-looking slippage factor can be calculated for these completed projects.

Schedule C1

East Kentucky Power Cooperative, Inc.
Case No. 2021-00103

Construction Projects
For Five Years ended December 31, 2019

Project No.	Project Title/Description	Annual Actual Cost	Annual Original Budget	Variance In Dollars	Variance As Percent	Percent Of Budget	Total Actual Project Cost	Total Budget Project Cost	Variance In Dollars	Date Original Budget Start	Date Original Budget End	Date Actual Start	Date Actual End	Budget Year	Variance Explanation
12170	SKAGGS REPL SWITCH, INS, CTRL	43,510.21	$ -	$ (43,510.21)			$ 82,320.88	$ -	$ (82,320.88)			12/1/2015		2015	
12176	BRISTOW #2 TAP MOD/SWITCH INST	12,637.32	$ -	$ (12,637.32)			$ 12,637.32	$ -	$ (12,637.32)			7/1/2015		2015	
12204	SHELBY CO-VEECHDALE 69 KV LINE	3,375.15	$ -	$ (3,375.15)			$ 3,823.38	$ -	$ (3,823.38)			7/1/2015		2015	
12205	CLAY VILLAGE SUB REBUILD	334.21	$ -	$ (334.21)			$ 566.48	$ -	$ (566.48)			8/31/2015		2015	
12230	SPURLOCK REPL 1 2140 SWITCH	5,759.11	$ -	$ (5,759.11)			$ 5,759.11	$ -	$ (5,759.11)			7/1/2015		2015	
12270	JK SMITH 138KV REPL BUS DIFF P	-	$ 95,000.00	$ 95,000.00	100%	0%	$ 181,498.28	$ 155,000.00	$ (26,498.28)	01/01/15	12/31/16	6/1/2017	11/02/16	2015	
12281	VAN ARSDEL SUB REBUILD	36,808.34	$ -	$ (36,808.34)			$ 174,090.34	$ -	$ (174,090.34)			6/1/2016		2015	
12329	LEBANON INSTL METERING & BYPAS	259,383.89	$ -	$ (259,383.89)			$ 264,149.15	$ -	$ (264,149.15)			12/31/2015	03/02/15	2015	
12362	MARION CO RELAY UPGRADE-GREEN	1,806.14	$ -	$ (1,806.14)			$ 1,806.14	$ -	$ (1,806.14)			9/30/2015		2015	
12478	SINAI SWITCH REPL W14-605/615	765.15	$ 550,000.00	$ 549,234.85	100%	0%	$ 179,652.21	$ 550,000.00	$ 370,347.79	01/01/15	12/31/15	12/31/2016	05/06/16	2015	Delayed
12539	GREENSBURG DATA 1 ANALOG REPL	168,880.16	$ 150,000.00	$ (18,880.16)	-13%	113%	$ 258,944.96	$ 150,000.00	$ (108,944.96)	01/01/15	12/31/15	3/1/2016	08/31/15	2015	
12573	OWENS ILLINOIS JCT-BG PKWY HIG	7,437.30	$ -	$ (7,437.30)			$ 40,923.92	$ 75,000.00	$ 34,076.08	01/01/16	12/31/16	2/4/2015	01/27/16	2015	
12575	PLUMVILLE CIRCUIT SWITCH ADD/C	60,007.97	$ -	$ (60,007.97)			$ 1,120,854.66	$ 1,070,000.00	$ (50,854.66)	01/01/16	12/31/16	2/4/2015	12/09/16	2015	
12576	WILLIAMSTOWN DIST SUB_UPGRADE	544,565.17	$ 255,000.00	$ (289,565.17)	-114%	214%	$ 1,502,552.98	$ 1,340,000.00	$ (162,552.98)	01/01/15	12/31/16	2/4/2015	12/16/15	2015	Accelerated - Spent more dollars in 2015 and less in 2016 than budgeted.
12578	SPURLOCK SWITCH_ADD DUAL BATTE	239,353.19	$ 250,000.00	$ 10,646.81	4%	96%	$ 296,407.85	$ -	$ (296,407.85)			2/4/2015	11/09/15	2015	
12582	MAGOFFIN CO_69kV MVAR CAP BANK	248,418.56	$ 300,000.00	$ 51,581.44	17%	83%	$ 282,203.13	$ 300,000.00	$ 17,796.87	01/01/15	12/31/15	2/26/2015	12/10/15	2015	
12615	TELLABS 530 DACS REPLACEMENT	165,538.18	$ -	$ (165,538.18)			$ 167,204.57	$ -	$ (167,204.57)			5/28/2015	12/30/15	2015	
12616	SPURLOCK_COMPLIANCE UPGRADES	72,900.56	$ -	$ (72,900.56)			$ 213,625.78	$ -	$ (213,625.78)			5/28/2015	03/22/17	2015	
12617	NORTH CLARK_COMPLIANCE UPGRADE	29,238.34	$ -	$ (29,238.34)			$ 50,346.90	$ -	$ (50,346.90)			5/28/2015	03/22/17	2015	
12618	WEST GARRARD_COMPLIANCE UPGRAD	29,079.70	$ -	$ (29,079.70)			$ 45,528.25	$ -	$ (45,528.25)			5/28/2015	03/22/17	2015	
12635	ARKLAND TAP 69 KV HI-TEMP UPGR	178.51	$ -	$ (178.51)			$ 2,191.84	$ 120,000.00	$ 117,808.16	01/01/16	12/31/16	7/1/2015	01/19/17	2015	
12636	HORSE CAVE-SEYMO 69 KV REBUILD	8,164.73	$ -	$ (8,164.73)			$ 403,040.52	$ 140,000.00	$ (263,040.52)	01/01/16	12/31/16	7/1/2015	04/14/16	2015	
12637	NINEVAH 69 KV LINE HI-TEMP UPG	15,045.39	$ -	$ (15,045.39)			$ 84,395.79	$ 40,000.00	$ (44,395.79)	01/01/16	12/31/16	7/1/2015	06/08/16	2015	
12638	PELFREY 69KV LINE HI-TEMP UPGR	5,016.01	$ -	$ (5,016.01)			$ 17,862.38	$ 20,000.00	$ 2,137.62	01/01/16	12/31/16	7/1/2015	01/15/16	2015	
12644	VOLGA SUB REBUILD	491,575.65	$ -	$ (491,575.65)			$ 884,937.52	$ -	$ (884,937.52)			7/14/2015	07/15/15	2015	Cost was reimbursed by FEMA as part of the Volga flooding work. EKPC had to rebuild the substation entirely because it was destroyed by flooding.
12645	RED BUSH-THELMA 69kV Line Rbld	19,030.19	$ -	$ (19,030.19)			$ 9,119.26	$ -	$ (9,119.26)			7/14/2015	12/31/16	2015	
12646	RBLD 69 kV LINE-SMTH-RIN-FTKNX	1,152,678.88	$ -	$ (1,152,678.88)			$ 1,099,284.83	$ -	$ (1,099,284.83)			7/16/2015	12/22/15	2015	Added because of overload of this line during polar vortex.
12656	BAKER-HOLLOWAY JCT RECONDUCTOR	8,622.50	$ -	$ (8,622.50)			$ 487,733.14	$ 530,000.00	$ 42,266.86	01/01/17	12/31/17	7/31/2015	04/13/17	2015	
12657	FAYETTE-DAVIS 69kV HI-TEMP UPG	4,092.07	$ -	$ (4,092.07)			$ 59,175.32	$ 80,000.00	$ 20,824.68	01/01/16	12/31/16	7/31/2015	05/17/16	2015	
12692	SPURLOCK-PLUMVILLE KY-1449 REL	2,019.59	$ -	$ (2,019.59)			$ 181.20	$ -	$ (181.20)			2/18/2016	04/20/16	2015	
12695	RUSSELL COUNTY HIGHWAY RELOC	8,120.00	$ -	$ (8,120.00)			$ 6,586.84	$ -	$ (6,586.84)			11/20/2015		2015	
12697	Mason Co_Retire LFG Plant	1,158.40	$ -	$ (1,158.40)			$ 1,158.40	$ -	$ (1,158.40)			11/1/2015		2015	
12699	RENAKER SWYD-TOWR OPGW INSTALL	329.75	$ -	$ (329.75)			$ 99,174.87	$ -	$ (99,174.87)			9/3/2015	09/15/17	2015	
12815	HUNT FARM JCT-S. ANDERSON OPGW	-	$ 250,000.00	$ 250,000.00	100%	0%	$ 93,926.45	$ 730,000.00	$ 636,073.55	01/01/15	12/31/15	6/28/2016	12/15/17	2015	Delayed
20050	VEECHDALE SUB ADDL SITE ACQ	205.00	$ -	$ (205.00)			$ 1,108,141.15	$ 1,050,000.00	$ (58,141.15)			12/22/2015	01/21/20	2015	
21826	CAVE CITY-BON AYR 69KV LINE	101,364.23	$ -	$ (101,364.23)			$ 136,692.63	$ -	$ (136,692.63)			8/1/2016		2015	
21857	BRIDGEPORT #2 69KV TAP LINE EN	13,790.58	$ 15,000.00	$ 1,209.42	8%	92%	$ 13,790.58	$ -	$ (13,790.58)			12/31/2015	03/24/15	2015	
21907	BLUEGRASS CT'S_INSTL SCADA	54,694.94	$ -	$ (54,694.94)			$ 99,147.76	$ -	$ (99,147.76)			10/1/2015	12/31/16	2015	Added
21955	FAWKES- W BEREA- 3 LINKS OPGW	-	$ 891,974.00	$ 891,974.00	100%	0%	$ 25,647.53	$ 907,440.00	$ 881,792.47	01/01/15	12/31/21	9/7/2017		2015	Delayed
71440	Battery Bank Replacement	155,619.41	$ 240,000.00	$ 84,380.59	35%	65%	$ 155,966.44	$ 240,000.00	$ 84,033.56	01/01/15	12/31/15	1/7/2015	12/01/15	2015	
72545	DEFOE SUB_CONSTRUCTION	113,858.17	$ -	$ (113,858.17)			$ 1,330,517.82	$ 1,250,000.00	$ (80,517.82)	01/01/16	12/31/16	2/4/2015	12/02/16	2015	

Project No.	Project Title/Description	Annual Actual Cost	Annual Original Budget	Variance In Dollars	Variance As Percent	Percent Of Budget	Total Actual Project Cost	Total Budget Project Cost	Variance In Dollars	Date Original Budget Start	Date Original Budget End	Date Actual Start	Date Actual End	Budget Year	Variance Explanation
72546	DEFOE TAP_CONSTRUCTION	822,694.14	$ -	$ (822,694.14)			$ 2,156,035.77	$ 2,840,000.00	$ 683,964.23	01/01/16	12/31/16	2/4/2015	12/02/16	2015	Added for new industrial load for Shelby Energy
72550	SOUTH BARDSTOWN SUB_CONSTRUCTI	50,438.55	$ -	$ (50,438.55)			$ 1,467,944.79	$ 1,250,000.00	$ (217,944.79)	01/01/16	12/31/16	2/26/2015	12/27/16	2015	Included in the 2015 budget for a total of $100k for both the sub and tap. We did this project instead fo the West Bardstown upgrade project that was in the 2015 budget.
72550	SOUTH BARDSTOWN TAP_CONSTRUCTI	30,405.18	$ -	$ (30,405.18)			$ 400,985.87	$ 1,440,000.00	$ 1,039,014.13	01/01/16	12/31/16	2/26/2015	12/27/16	2015	Added - the sub and tap. We did this project instead fo the West Bardstown upgrade project that was in the 2015 budget.
72551	BEATTYVILLE-OAKDALE TAP ENG	294,944.78	$ -	$ (294,944.78)			$ 6,419,593.47	$ 6,938,000.00	$ 518,406.53	01/01/16	12/31/18	5/27/2015	12/08/18	2015	Added/Accelerated
0B392	COOPER LANDFILL EXPANSION	674,458.54	$ 50,000.00	$ (624,458.54)	-1249%	1349%	$ 822,715.43	$ 5,226,511.00	$ 4,403,795.57	01/01/15	12/31/16	1/1/2015	12/31/16	2015	The 2014 Cooper Construction pushed into 2015 which was not budgeted for construction due to poor weather in October 2014 (rained every day that month). Total Project was under budget by 15.7% due to unspent contingency and engineered changes in order to create cost savings during the project
0B403	UNIT 2 TRANSPORT LINE ISOL VAL	135,710.76	$ 625,000.00	$ 489,289.24	78%	22%	$ 135,710.76	$ 625,000.00	$ 489,289.24	04/01/15	6/31/2015	1/22/2015	10/31/15	2015	
0B404	UNIT 1 AND UNIT 2 DCS CONTROL	392,824.23	$ 433,000.00	$ 40,175.77	9%	91%	$ 1,215,307.61	$ 433,000.00	$ (782,307.61)	10/01/15	11/31/2015	1/22/2015	11/25/15	2015	
0B405	UNIT 1 AIR HEATER REBUILD	1,033,715.35	$ 944,200.00	$ (89,515.35)	-9%	109%	$ 1,033,715.35	$ 944,200.00	$ (89,515.35)	10/01/15	12/31/15	1/22/2015	10/31/15	2015	
0B407	RMV/RPLC 4 SOOTBLOWR COMPRESSO	2,445.06	$ 630,000.00	$ 627,554.94	100%	0%	$ 1,263,231.82	$ 630,000.00	$ (633,231.82)	10/01/15	12/31/15	1/5/2015	12/31/16	2015	The replacement resulted in unexpected support equipment to be replaced and the project was delayed some to accommodate. Much of the spend is outside of the data window for this request.
0B408	UNIT 1 TURBINE & GEN CNTRL SYS	190,569.57	$ 205,302.00	$ 14,732.43	7%	93%	$ 710,388.25	$ 586,577.00	$ (123,811.25)	06/01/15	6/31/2016	7/31/2015	06/01/16	2015	
0K036	SMITH 5 TURB & GEN CTRL SYS UP	164,778.03	$ 160,347.00	$ (4,431.03)	-3%	103%	$ 476,700.96	$ 465,134.00	$ (11,566.96)	01/01/15	12/31/15	7/24/2015	05/01/16	2015	
0K037	SMITH 4 TURB & GEN CTRL SYS UP	182,551.11	$ 160,570.00	$ (21,981.11)	-14%	114%	$ 576,667.91	$ 465,733.00	$ (110,934.91)	08/01/15	6/31/2016	7/24/2015	05/01/16	2015	
0K038	SMITH ACCESS CTRL CARD READERS	198,038.09	$ -	$ (198,038.09)			$ 232,778.62	$ -	$ (232,778.62)			7/24/2015	12/31/16	2015	
0K039	SMITH CT9 INSTALL HPC BLADE	55,944.68	$ -	$ (55,944.68)			$ 167,834.04	$ -	$ (167,834.04)			8/21/2015	11/21/15	2015	
0K042	SMITH CT10 BOOSTER ROTOR	941,105.93	$ -	$ (941,105.93)			$ 1,087,279.69	$ -	$ (1,087,279.69)			9/21/2015	10/31/15	2015	Unscheduled repair. Blades failed before the predicted end of life.
0S412	Spur 4_Cooling Tower Fill Repl	847,385.25	$ 1,509,000.00	$ 661,614.75	44%	56%	$ 885,078.21	$ 1,509,000.00	$ 623,921.79	01/01/15	12/31/15	1/19/2015	10/01/15	2015	Budget was based on the unit 3 replacement done the year before, however that project was an expedited project due to failure. This project had time to go out for bid and was able to come in much lower.
0S413	UNIT 3 TURBINE EFFICIENCY UPGR	1,454,182.04	$ 1,300,000.00	$ (154,182.04)	-12%	112%	$ 1,454,156.42	$ 1,300,000.00	$ (154,156.42)	01/01/15	12/31/15	2/2/2015	04/26/15	2015	
0S414	UNIT 1 CONDENSOR RETROFIT/REDE	178,422.74	$ -	$ (178,422.74)			$ 519,065.92	$ 450,000.00	$ (69,065.92)	01/01/13	12/31/19	1/30/2015	06/01/17	2015	
0S415	UNIT 1&2 FGD SERVICE WATER TIE	111,926.17	$ 190,750.00	$ 78,823.83	41%	59%	$ 161,472.23	$ 190,750.00	$ 29,277.77	01/01/15	01/01/16	1/26/2015	12/01/15	2015	
0S416	UNIT 3 FBAC ENHANC COOLER CIRC	935,150.69	$ -	$ (935,150.69)			$ 947,974.75	$ -	$ (947,974.75)			2/1/2015	04/27/15	2015	It was determined in late 2014, after budgeting was completed, that additional cooling water tubes would need to be installed in the Unit 3 FBAC in order to achieve proper ash temperatures to avoid de-rating the unit. Automated controls were added to the fluidizing air to minimize the ash recirculation from the FBAC back to the boiler, allowing the system to operate more efficiently. The bed ash cooling screws were modified to use greasable packing to eliminate ash leaks.
0S418	UNIT2 REPL DYNAMIC CLASSIFIERS	689,265.00	$ 500,000.00	$ (189,265.00)	-38%	138%	$ 524,515.00	$ 500,000.00	$ (24,515.00)	01/01/15	12/31/15	3/27/2015	11/01/15	2015	
0S419	SPURLOCK_SITE DRAINAGE IMPROV	4,650,667.78	$ -	$ (4,650,667.78)			$ 13,126,963.92	$ 11,811,600.00	$ (1,315,363.92)	01/01/15	12/31/16	4/8/2015	12/31/16	2015	Project was advanced once CCR guidelines were established. Extra spending was needed for cathodic protection.

Project No.	Project Title/Description	Annual Actual Cost	Annual Original Budget	Variance In Dollars	Variance As Percent	Percent Of Budget	Total Actual Project Cost	Total Budget Project Cost	Variance In Dollars	Date Original Budget Start	Date Original Budget End	Date Actual Start	Date Actual End	Budget Year	Variance Explanation
0S421	UNITS 1&2 INSTALL BAY HOISTS	457,694.29	$ 317,176.00	$ (140,518.29)	-44%	144%	$ 620,273.25	$ 317,176.00	$ (303,097.25)	01/01/15	12/31/15	6/15/2015	12/01/15	2015	
0S424	SP PHYSICAL SITE SECURITY PH1	-	$ 1,500,000.00	$ 1,500,000.00	100%	0%	$ 3,986,699.93	$ 1,500,000.00	$ (2,486,699.93)	01/01/15	12/31/16	1/13/2016	10/19/19	2015	Project was pushed off until 2016 for development.
0S435	SPUR LANDFILL EXP AREA C PH#3	-	$ 50,000.00	$ 50,000.00	100%	0%	$ 4,743,885.04	$ 4,367,024.00	$ (376,861.04)	01/01/15	12/31/16	2/11/2016	12/31/17	2015	
60732L	ELK MOUNTAIN IND LINE CONSTRUC	-	$ 132,000.00	$ 132,000.00	100%	0%	$ 208,611.71	$ 145,000.00	$ (63,611.71)	01/01/15	12/31/18	10/3/2017	01/24/19	2015	Delayed
60732S	ELK MOUNTAIN IND SUB CONSTRUCT	-	$ 1,140,000.00	$ 1,140,000.00	100%	0%	$ 1,393,826.36	$ 1,200,000.00	$ (193,826.36)	01/01/15	12/31/19	10/2/2017	01/24/19	2015	Delayed
BATT-2015	Battery Bank Replacement	-	$ 172,000.00	$ 172,000.00	100%	0%	$ -	$ 172,000.00	$ 172,000.00	01/01/15	12/31/15	1/1/2015	12/31/15	2015	
REAKER-20	Circuit Breaker Replacements	1,017,364.08	$ -	$ (1,017,364.08)			1,017,364.08	$ -	$ (1,017,364.08)	01/01/15	12/31/15	1/1/2015	12/31/15	2015	Added
CAP-2015	Capacitor and SCADA Battery Replacements	265,782.81	$ -	$ (265,782.81)			$ 265,782.81	$ -	$ (265,782.81)	01/01/15	12/31/15	1/1/2015	12/31/15	2015	
CCR	CCR/ELG SPURLOCK 1 & 2	-	$ 10,689,411.00	$ 10,689,411.00	100%	0%	$ 128,799,237.22	$ 264,370,056.00	$ 135,570,818.78			1/18/2016		2015	Project was originally budgeted to start earlier, however the project was pushed out for several years to perform CCR/ELG together.
L0402	BAVARIAN 5TH ENGINE	10,658.67	$ 2,112,828.00	$ 2,102,169.33	99%	1%	$ 1,852,900.67	$ 3,000,000.00	$ 1,147,099.33	01/01/15	12/31/15	3/18/2015	10/01/16	2015	Project was able to be completed significantly under budget.
POLE-2015	2015_POLE_CHANGEOUT	164,091.79	$ 215,000.00	$ 50,908.21	24%	76%	$ 164,091.79	$ 215,000.00	$ 50,908.21			1/1/2015	12/31/15	2015	
#N/A	Cumberland Falls Tap MOAB Additions	-	$ 20,000.00	$ 20,000.00	100%	0%	$ -	$ 20,000.00	$ 20,000.00	01/01/15	12/31/15			2015	
#N/A	South Fork Tap MOAB Additions	-	$ 30,000.00	$ 30,000.00	100%	0%	$ -	$ 30,000.00	$ 30,000.00	01/01/15	12/31/15			2015	
#N/A	Toddville Tap MOAB Additions	-	$ 30,000.00	$ 30,000.00	100%	0%	$ -	$ 30,000.00	$ 30,000.00	01/01/15	12/31/15	1/1/2015	12/31/15	2015	
#N/A	SPCC Oil Containment Modification Projects (9 stat	-	$ 360,000.00	$ 360,000.00	100%	0%	$ -	$ 360,000.00	$ 360,000.00	01/01/15	12/31/15	1/1/2015	12/31/15	2015	
	Upg/Replace Failed Regulators	339,680.22	$ 78,000.00	$ (261,680.22)	-335%	435%	$ 339,680.22	$ 78,000.00	$ (261,680.22)	01/01/15	12/31/15	1/1/2015	12/31/15	2015	
	Replace S&C Circuit Switches Vac Mod	-	$ 54,000.00	$ 54,000.00	100%	0%	$ -	$ 54,000.00	$ 54,000.00	01/01/15	12/31/15	1/1/2015	12/31/15	2015	
	Line Maintenance - Winchester	-	$ 54,000.00	$ 54,000.00	100%	0%	$ -	$ 54,000.00	$ 54,000.00	01/01/15	12/31/15	1/1/2015	12/31/15	2015	
	Install MOABs	-	$ 73,000.00	$ 73,000.00	100%	0%	$ -	$ 73,000.00	$ 73,000.00	01/01/15	12/31/15	1/1/2015	12/31/15	2015	
	Replace Set of 138 kV PTs	3,251.76	$ 108,000.00	$ 104,748.24	97%	3%	$ 3,251.76	$ 108,000.00	$ 104,748.24	01/01/15	12/31/15	1/1/2015	12/31/15	2015	
	Replace Line Switches	87,766.57	$ 172,000.00	$ 84,233.43	49%	51%	$ 87,766.57	$ 172,000.00	$ 84,233.43	01/01/15	12/31/15	1/1/2015	12/31/15	2015	
	Distribution Feeder Additions	81,201.41	$ 200,000.00	$ 118,798.59	59%	41%	$ 81,201.41	$ 200,000.00	$ 118,798.59	01/01/15	12/31/15	1/1/2015	12/31/15	2015	
	Replace Station Switches	-	$ 230,000.00	$ 230,000.00	100%	0%	$ -	$ 230,000.00	$ 230,000.00	01/01/15	12/31/15	1/1/2015	12/31/15	2015	
	Substation Maintenance Upgrade	4,936.88	$ 255,000.00	$ 250,063.12	98%	2%	$ 4,936.88	$ 255,000.00	$ 250,063.12	01/01/15	12/31/15	1/1/2015	12/31/15	2015	
	Replace OCRs	738,229.57	$ 230,000.00	$ (508,229.57)	-221%	321%	$ 738,229.57	$ 738,229.57	$ -	01/01/15	12/31/15	1/1/2015	12/31/15	2015	Fewer than anticipated failures
	Replace Failed Distribution Transformers	1,162,699.52	$ 1,230,000.00	$ 67,300.48	5%	95%	$ 1,162,699.52	$ 1,230,000.00	$ 67,300.48	01/01/15	12/31/15	1/1/2015	12/31/15	2015	
12170	SKAGGS REPL SWITCH, INS, CTRL	38,810.67	$ -	$ (38,810.67)			$ 82,320.88	$ -	$ (82,320.88)			12/1/2015		2016	
12204	SHELBY CO-VEECHDALE 69 KV LINE	448.23	$ -	$ (448.23)			$ 3,823.38	$ -	$ (3,823.38)			7/1/2015		2016	
12205	CLAY VILLAGE SUB REBUILD	232.27	$ -	$ (232.27)			$ 566.48	$ -	$ (566.48)			8/31/2015		2016	
12270	JK SMITH 138KV REPL BUS DIFF P	178,894.12	$ 155,000.00	$ (23,894.12)	-15%	115%	$ 181,498.28	$ 155,000.00	$ (26,498.28)	01/01/15	12/31/16	6/1/2017	11/02/16	2016	
12281	VAN ARSDEL SUB REBUILD	137,282.00	$ -	$ (137,282.00)			$ 174,090.34	$ -	$ (174,090.34)			6/1/2016		2016	
12329	LEBANON INSTL METERING & BYPAS	4,765.26	$ -	$ (4,765.26)			$ 264,149.15	$ -	$ (264,149.15)			12/31/2015	03/02/15	2016	
12478	SINAI SWITCH REPL W14-605/615	178,887.06	$ -	$ (178,887.06)			$ 179,652.21	$ 550,000.00	$ 370,347.79	01/01/15	12/31/15	12/31/2016	05/06/16	2016	
12539	GREENSBURG DATA 1 ANALOG REPL	47,155.90	$ -	$ (47,155.90)			$ 258,944.96	$ 150,000.00	$ (108,944.96)	01/01/15	12/31/15	3/1/2016	08/31/15	2016	
12573	OWENS ILLINOIS JCT-BG PKWY HIG	29,696.13	$ 75,000.00	$ 45,303.87	60%	40%	$ 40,923.92	$ 75,000.00	$ 34,076.08	01/01/16	12/31/16	2/4/2015	01/27/16	2016	
12575	PLUMVILLE CIRCUIT SWITCH ADD/C	1,036,957.82	$ 970,000.00	$ (66,957.82)	-7%	107%	$ 1,120,854.66	$ 1,070,000.00	$ (50,854.66)	01/01/16	12/31/16	2/4/2015	12/09/16	2016	
12576	WILLIAMSTOWN DIST SUB_UPGRADE	897,127.54	$ 1,085,000.00	$ 187,872.46	17%	83%	$ 1,502,552.98	$ 1,340,000.00	$ (162,552.98)	01/01/15	12/31/16	2/4/2015	12/16/15	2016	
12578	SPURLOCK SWITCH_ADD DUAL BATTE	54,151.99	$ -	$ (54,151.99)			$ 296,407.85	$ -	$ (296,407.85)			2/4/2015	11/09/15	2016	
12582	MAGOFFIN CO_69kV MVAR CAP BANK	33,784.57	$ -	$ (33,784.57)			$ 282,203.13	$ 300,000.00	$ 17,796.87	01/01/15	12/31/15	2/26/2015	12/10/15	2016	
12601	GODDARD TOWER BUILDING REPL	270,066.90	$ 326,000.00	$ 55,933.10	17%	83%	$ 270,066.90	$ 351,000.00	$ 80,933.10	01/01/16	12/31/16	4/2/2015	06/30/16	2016	
12615	TELLABS 530 DACS REPLACEMENT	1,666.39	$ -	$ (1,666.39)			$ 167,204.57	$ -	$ (167,204.57)			5/28/2015	12/30/15	2016	
12616	SPURLOCK_COMPLIANCE UPGRADES	135,943.65	$ -	$ (135,943.65)			$ 213,625.78	$ -	$ (213,625.78)			5/28/2015	03/22/17	2016	
12617	NORTH CLARK_COMPLIANCE UPGRADE	21,108.56	$ -	$ (21,108.56)			$ 50,346.90	$ -	$ (50,346.90)			5/28/2015	03/22/17	2016	
12618	WEST GARRARD_COMPLIANCE UPGRAD	16,853.55	$ -	$ (16,853.55)			$ 45,528.25	$ -	$ (45,528.25)			5/28/2015	03/22/17	2016	
12635	ARKLAND TAP 69 KV HI-TEMP UPGR	(178.51)	$ 120,000.00	$ 120,178.51	100%	0%	$ 2,191.84	$ 120,000.00	$ 117,808.16	01/01/16	12/31/16	7/1/2015	01/19/17	2016	
12636	HORSE CAVE-SEYMO 69 KV REBUILD	394,875.79	$ 130,000.00	$ (264,875.79)	-204%	304%	$ 403,040.52	$ 140,000.00	$ (263,040.52)	01/01/16	12/31/16	7/1/2015	04/14/16	2016	
12637	NINEVAH 69 KV LINE HI-TEMP UPG	37,126.48	$ 40,000.00	$ 2,873.52	7%	93%	$ 84,395.79	$ 40,000.00	$ (44,395.79)	01/01/16	12/31/16	7/1/2015	06/08/16	2016	
12638	PELFREY 69KV LINE HI-TEMP UPGR	12,846.37	$ 20,000.00	$ 7,153.63	36%	64%	$ 17,862.38	$ 20,000.00	$ 2,137.62	01/01/16	12/31/16	7/1/2015	01/15/16	2016	
12640	ZULA 69KV LINE HI-TEMP UPGRADE	-	$ 10,000.00	$ 10,000.00	100%	0%	$ -	$ 10,000.00	$ 10,000.00	01/01/16	12/31/16	7/1/2015	08/30/15	2016	

Project No.	Project Title/Description	Annual Actual Cost	Annual Original Budget	Variance In Dollars	Variance As Percent	Percent Of Budget	Total Actual Project Cost	Total Budget Project Cost	Variance In Dollars	Date Original Budget Start	Date Original Budget End	Date Actual Start	Date Actual End	Budget Year	Variance Explanation
12644	VOLGA SUB REBUILD	106.45	$ -	$ (106.45)			$ 884,937.52	$ -	$ (884,937.52)			7/14/2015	07/15/15	2016	Carryover - This project was reimbursed by FEMA. Was done because of flooding.
12646	RBLD 69 kV LINE-SMTH-RIN-FTKNX	(55,094.76)	$ -	$ 55,094.76			$ 1,099,284.83	$ -	$ (1,099,284.83)			7/16/2015	12/22/15	2016	Carryover cost from completed project in 2015.
12656	BAKER-HOLLOWAY JCT RECONDUCTOR	256,388.36	$ -	$ (256,388.36)			$ 487,733.14	$ 530,000.00	$ 42,266.86	01/01/17	12/31/17	7/31/2015	04/13/17	2016	
12657	FAYETTE-DAVIS 69kV HI-TEMP UPG	37,554.94	$ 10,000.00	$ (27,554.94)	-276%	376%	$ 59,175.32	$ 80,000.00	$ 20,824.68	01/01/16	12/31/16	7/31/2015	05/17/16	2016	
12692	SPURLOCK-PLUMVILLE KY-1449 REL	(1,899.89)	$ -	$ 1,899.89			$ 181.20	$ -	$ (181.20)			2/18/2016	04/20/16	2016	
12695	RUSSELL COUNTY HIGHWAY RELOC	(5,009.96)	$ -	$ 5,009.96			$ 6,586.84	$ -	$ (6,586.84)			11/20/2015		2016	
12699	RENAKER SWYD-TOWR OPGW INSTALL	43,792.99	$ -	$ (43,792.99)			$ 99,174.87	$ -	$ (99,174.87)			9/3/2015	09/15/17	2016	Added
12731	HELECHAWA RD- KY-205 HWY RELOC	54,159.58	$ -	$ (54,159.58)			$ 55,141.52	$ -	$ (55,141.52)			2/5/2016		2016	
12736	CARSON-NEW CITY HIGH-TEMP UPGR	28,562.21	$ -	$ (28,562.21)			$ 28,562.21	$ -	$ (28,562.21)			2/10/2016	02/18/16	2016	
12738	SHELBY CO CAP BANK TAP RELOC	112,684.34	$ -	$ (112,684.34)			$ 112,684.34	$ -	$ (112,684.34)			2/12/2016	05/19/16	2016	
12744	JK SMITH TOWER COMM BLDG REPL	224,391.75	$ -	$ (224,391.75)			$ 224,391.75	$ -	$ (224,391.75)			2/29/2016	11/18/16	2016	
12747	ELIOTVLE- ROWAN CTY HI TEMP UP	3,667.06	$ -	$ (3,667.06)			$ 56,784.22	$ 90,000.00	$ 33,215.78	01/01/17	12/31/17	3/1/2016	02/16/17	2016	
12748	GRFFN JCT- GRFFN HIGH TEMP UPG	16,253.66	$ -	$ (16,253.66)			$ 21,809.48	$ 100,000.00	$ 78,190.52	01/01/17	12/31/17	3/1/2016	04/15/17	2016	
12750	KEITH- PENN HIGH TEMP UPGRADE	38,585.26	$ 151,400.00	$ 112,814.74	75%	25%	$ 38,585.26	$ 170,000.00	$ 131,414.74	01/01/17	12/31/17	3/1/2016	07/27/16	2016	
12751	MT STRLNG-FOGG PIKE HI TEMP UP	17,577.78	$ -	$ (17,577.78)			$ 83,075.52	$ 50,000.00	$ (33,075.52)	01/01/17	12/31/17	3/1/2016	01/20/17	2016	
12762	SOUTHVILLE CONC TRANS BARRIER	81,983.66	$ -	$ (81,983.66)			$ 81,983.66	$ -	$ (81,983.66)			3/10/2016	06/28/16	2016	
12770	RED BUSH- THELMA LINE RELOC	17,593.69	$ -	$ (17,593.69)			$ 204,192.94	$ 135,000.00	$ (69,192.94)	01/01/17	12/31/19	4/7/2016	08/06/20	2016	
12771	BULLITT COUNTY TRANSFORMER UPG	3,116.46	$ 10,000.00	$ 6,883.54	69%	31%	$ 1,226,942.71	$ 1,410,000.00	$ 183,057.29	01/01/15	12/31/17	4/7/2016	11/16/17	2016	
12796	FRENCHBURG TRANS SW STRUC REPL	128,921.76	$ -	$ (128,921.76)			$ 114,757.11	$ -	$ (114,757.11)			5/5/2016	12/14/16	2016	
12797	W BRDSTWN JCT- W BRDSTWN RBLD	53,767.76	$ -	$ (53,767.76)			$ 1,748,362.42	$ 1,860,000.00	$ 111,637.58	01/01/17	12/31/17	5/5/2016	08/23/17	2016	
12803	DALE-HUNT RETIRE 69KV LINE	6,606.85	$ -	$ (6,606.85)			$ 1,254,161.96	$ 100,000.00	$ (1,154,161.96)	01/01/19	12/31/20	11/22/2019	11/22/19	2016	Added
12804	HOPE-HILLSBORO 69KV REBUILD	12,006.33	$ -	$ (12,006.33)			$ 3,839,389.19	$ 7,879,000.00	$ 4,039,610.81	01/01/18	05/30/21	5/24/2016	11/04/20	2016	Added
12805	NELSON CO-ETOWN 69KV REBUILD	55,656.09	$ -	$ (55,656.09)			$ 2,982,203.97	$ 4,847,200.00	$ 1,864,996.03	01/01/17	12/31/19	5/24/2016		2016	Added
12806	STEPHENSBURG-HDGNVILLE REBUILD	4,416.23	$ -	$ (4,416.23)			$ 5,082,325.58	$ 7,144,000.00	$ 2,061,674.42	01/01/18	12/31/19	5/24/2016	11/14/19	2016	Added
12813	COOPER CONTROL BLDG REPLACE	14,999.32	$ -	$ (14,999.32)			$ 1,809,228.13	$ 1,000,000.00	$ (809,228.13)	01/01/17	12/31/17	6/28/2016	11/15/19	2016	Added
12814	FALCON REBLD/TIE LINE/ BUS DIF	4,977.31	$ -	$ (4,977.31)			$ 349,307.52	$ 550,000.00	$ 200,692.48	01/01/17	12/31/17	6/28/2016	10/18/17	2016	
12815	HUNT FARM JCT-S. ANDERSON OPGW	9,608.17	$ -	$ (9,608.17)			$ 93,926.45	$ 730,000.00	$ 636,073.55	01/01/15	12/31/15	6/28/2016	12/15/17	2016	Added/Accelerated
12816	SPURLOCK- FLEMINGSBURG REROUTE	2,271.99	$ -	$ (2,271.99)			$ 778,625.84	$ 760,000.00	$ (18,625.84)	01/01/19	12/31/19	6/28/2016	04/17/19	2016	
12822	HILDA TRANS RELAY & CABNT REPL	29,978.38	$ -	$ (29,978.38)			$ 29,978.38	$ -	$ (29,978.38)			7/18/2016	08/10/16	2016	
12826	HQ OFC REBLD FOR HQ SOLAR FAC	60,015.13	$ -	$ (60,015.13)			$ 1,128,715.58	$ 810,000.00	$ (318,715.58)	01/01/17	12/31/17	7/27/2016	09/16/17	2016	
12837	2016 CONITEL RTU REPLACEMENT	75,475.00	$ -	$ (75,475.00)			$ 80,637.72	$ -	$ (80,637.72)			8/10/2016	12/31/16	2016	
12863	KU LYNCH-OVEN FORK STR REP/REC	4,011.74	$ -	$ (4,011.74)			$ 618,817.70	$ 590,000.00	$ (28,817.70)	01/01/17	12/31/17	10/17/2016	11/04/17	2016	
12876	BLUEGRASS INSTALL CEMS	90,710.04	$ -	$ (90,710.04)			$ 188,779.67	$ -	$ (188,779.67)			11/17/2016	11/30/17	2016	
12879	SHELBY CO 69kV BREAKER ADD	130.00	$ -	$ (130.00)			$ 180,156.69	$ -	$ (180,156.69)			11/29/2016	03/30/17	2016	
12880	W BARDSTOWN SUBSTATION REBUILD	4,119.77	$ -	$ (4,119.77)			$ 1,053,749.87	$ 1,140,000.00	$ 86,250.13	01/01/17	12/31/17	11/29/2016	11/28/17	2016	
12889	MBUSA LOW BAY ADDITION	41,450.64	$ -	$ (41,450.64)			$ 313,994.66	$ 250,000.00	$ (63,994.66)	01/01/17	12/31/17	12/8/2016	01/27/17	2016	
12908	SOLAR PROJ TRANS LINE WORK	4,636.92	$ -	$ (4,636.92)			$ 825,605.34	$ -	$ (825,605.34)			1/11/2017	09/16/17	2016	Costs included in the SLR01 project. The transmission work was included in the budget for that project.
12936	BOONE BREAKER ADD & DIFF RELAY	-	$ 50,530.00	$ 50,530.00	100%	0%	$ 459,645.92	$ 485,000.00	$ 25,354.08	01/01/16	12/31/16	3/27/2017	03/29/18	2016	
12940	MCKINNEYS CR SUB UPGRD	-	$ 5,000.00	$ 5,000.00	100%	0%	$ 116,108.54	$ 680,000.00	$ 563,891.46	01/01/16	03/01/21	4/3/2017		2016	Cancelled
12952	SUMMERSHADE 161kV STN & CTRL B	-	$ 1,500,000.00	$ 1,500,000.00	100%	0%	$ 2,503,220.21	$ 1,500,000.00	$ (1,003,220.21)	01/01/16	12/31/16	5/15/2017	09/24/20	2016	Delayed
20049	BIG CREEK_GOOSE ROCK R/W	26,641.95	$ -	$ (26,641.95)			$ 26,641.95	$ -	$ (26,641.95)			9/17/2015	05/23/16	2016	Old condemnation case that was finally finalized in this year.
20051	COBURG_ADDTL S/A	6,262.95	$ -	$ (6,262.95)			$ 6,262.95	$ -	$ (6,262.95)			4/14/2016	11/30/16	2016	
20052	GAP OF THE RIDGE ADDL R/W	2,000.00	$ -	$ (2,000.00)			$ 2,000.00	$ -	$ (2,000.00)			10/4/2016	10/31/16	2016	
21823	BECKNERVILLE SUB CNST(J Nurser	40.00	$ -	$ (40.00)			$ 40.00	$ -	$ (40.00)			12/31/2015		2016	
21826	CAVE CITY-BON AYR 69KV LINE	35,328.40	$ -	$ (35,328.40)			$ 136,692.63	$ -	$ (136,692.63)			8/1/2016		2016	
21907	BLUEGRASS CT'S_INSTL SCADA	44,274.32	$ -	$ (44,274.32)			$ 99,147.76	$ -	$ (99,147.76)			10/1/2015	12/31/16	2016	
72545	DEFOE SUB_CONSTRUCTION	1,175,920.34	$ 1,000,000.00	$ (175,920.34)	-18%	118%	$ 1,330,517.82	$ 1,250,000.00	$ (80,517.82)	01/01/16	12/31/16	2/4/2015	12/02/16	2016	

Project No.	Project Title/Description	Annual Actual Cost	Annual Original Budget	Variance In Dollars	Variance As Percent	Percent Of Budget	Total Actual Project Cost	Total Budget Project Cost	Variance In Dollars	Date Original Budget Start	Date Original Budget End	Date Actual Start	Date Actual End	Budget Year	Variance Explanation
72546	DEFOE TAP_CONSTRUCTION	1,328,681.66	$ 2,000,000.00	$ 671,318.34	34%	66%	$ 2,156,035.77	$ 2,840,000.00	$ 683,964.23	01/01/16	12/31/16	2/4/2015	12/02/16	2016	Estimate Error - There was $3M total in the budget for both of these projects for 2016. Both projects were approximated $570k on both. EKPC spent some of these dollars early in 2015.
72550	SOUTH BARDSTOWN SUB_CONSTRUCTI	1,283,626.46	$ 1,150,000.00	$ (133,626.46)	-12%	112%	$ 1,467,944.79	$ 1,250,000.00	$ (217,944.79)	01/01/16	12/31/16	2/26/2015	12/27/16	2016	
72550	SOUTH BARDSTOWN TAP_CONSTRUCTI	367,206.69	$ 500,000.00	$ 132,793.31	27%	73%	$ 400,985.87	$ 1,440,000.00	$ 1,039,014.13	01/01/16	12/31/16	2/26/2015	12/27/16	2016	Estimate Error
72551	BEATTYVILLE-OAKDALE TAP ENG	606,643.56	$ 1,040,700.00	$ 434,056.44	42%	58%	$ 6,419,593.47	$ 6,938,000.00	$ 518,406.53	01/01/16	12/31/18	5/27/2015	12/08/18	2016	Estimate Error
72600	LEON-AIRPRT RD-NEWFNDLND-MAZIE RBLD	34,503.07	$ -	$ (34,503.07)			$ 5,237,116.41	$ 8,326,560.00	$ 3,089,443.59	01/01/17	12/31/20	5/24/2016	10/13/20	2016	Added
72692	DIGITAL FAULT RECORDER	78.40	$ -	$ (78.40)			$ 61,335.25	$ 300,000.00	$ 238,664.75	01/01/17	12/31/20	5/24/2016	10/13/20	2016	
72695	FOXHOLLJCT-FOX HOLLOW LN CNST	71,916.00	$ -	$ (71,916.00)			$ 810,721.07	$ 1,250,000.00	$ 439,278.93	01/01/18	12/31/21	11/19/2018		2016	
80001	BLUEGRASS PARKWAY #2 SUB CONST	744,024.92	$ -	$ (744,024.92)			$ 882,212.09	$ -	$ (882,212.09)			4/1/2016	11/22/16	2016	Added - For Salt River new industrial load
80002	BLUEGRASS PARKWAY #2 TAP	68,915.63	$ -	$ (68,915.63)			$ 68,915.63	$ -	$ (68,915.63)			4/1/2016	11/22/16	2016	
0B407	RMV/RPLC 4 SOOTBLOWR COMPRESSO	1,603,167.75	$ 1,520,000.00	$ (83,167.75)	-5%	105%	$ 1,263,231.82	$ 1,520,000.00	$ 256,768.18	06/01/16	10/31/16	1/5/2015	12/31/16	2016	
0B408	UNIT 1 TURBINE & GEN CNTRL SYS	511,210.68	$ 381,275.00	$ (129,935.68)	-34%	134%	$ 710,388.25	$ 586,577.00	$ (123,811.25)	06/01/15	06/01/16	7/31/2015	06/01/16	2016	
0B409	UNIT 2 ECONOMIZER REPLACEMENT	636,357.74	$ 1,925,000.00	$ 1,288,642.26	67%	33%	$ 1,820,482.59	$ 4,841,500.00	$ 3,021,017.41	06/01/16	06/01/17	4/14/2016	04/29/17	2016	Project was estimated using OEM but completed using competative bidding.
0B410	COOPER #2 CATALYST 3RD LAYER	232,650.00	$ 575,000.00	$ 342,350.00	60%	40%	$ 670,485.57	$ 1,867,280.00	$ 1,196,794.43	01/01/16	06/01/17	5/5/2016	04/11/17	2016	Budgeted based on OEM material and labor but completed with competative bidding.
0B411	COOPER POLE BARN BUILDING	112,891.93	$ 115,000.00	$ 2,108.07	2%	98%	$ 111,902.64	$ 115,000.00	$ 3,097.36	06/01/16	9/31/2016	5/23/2016	12/31/16	2016	
0B415	COOPER ID FAN JACKING OIL SYS	-	$ -	$ -			$ 173,290.43	$ -	$ (173,290.43)			12/20/2016	05/05/17	2016	
0K036	SMITH 5 TURB & GEN CTRL SYS UP	311,922.93	$ 304,787.00	$ (7,135.93)	-2%	102%	$ 476,700.96	$ 465,134.00	$ (11,566.96)	01/01/16	12/31/16	7/24/2015	05/01/16	2016	
0K037	SMITH 4 TURB & GEN CTRL SYS UP	394,116.80	$ 305,202.00	$ (88,914.80)	-29%	129%	$ 576,667.91	$ 465,733.00	$ (110,934.91)	08/01/15	6/31/2016	7/24/2015	05/01/16	2016	
0K045	SMITH 9&10 REPL CATALYST	-	$ 603,700.00	$ 603,700.00	100%	0%	$ 1,163,987.36	$ 603,700.00	$ (560,287.36)	01/01/16	11/31/2016	3/23/2016	04/10/17	2016	EKPC waited to install to maximize the use as much of the remaining life of the previous catalyst.
0K046	SMITH CCR/GROUND WATER WELL	116,529.53	$ -	$ (116,529.53)			$ 325,446.17	$ -	$ (325,446.17)			5/5/2016	06/27/17	2016	
0K047	7EA &LMS GEN PD COUPLING U4-10	64,365.94	$ 108,316.00	$ 43,950.06	41%	59%	$ 55,655.59	$ 108,316.00	$ 52,660.41	01/01/16	12/31/16	7/25/2016	10/28/16	2016	
0S414	UNIT 1 CONDENSOR RETROFIT/REDE	88,667.76	$ -	$ (88,667.76)			$ 519,065.92	$ 450,000.00	$ (69,065.92)	01/01/13	12/31/19	1/30/2015	06/01/17	2016	
0S415	UNIT 1&2 FGD SERVICE WATER TIE	49,546.06	$ -	$ (49,546.06)			$ 161,472.23	$ 190,750.00	$ 29,277.77	01/01/15	01/01/16	1/26/2015	12/01/15	2016	
0S416	UNIT 3 FBAC ENHANC COOLER CIRC	12,824.06	$ -	$ (12,824.06)			$ 947,974.75	$ -	$ (947,974.75)			2/1/2015	04/27/15	2016	An automatic greaser system was added for the bed ash cooling screw packing.
0S418	UNIT2 REPL DYNAMIC CLASSIFIERS	(164,750.00)	$ -	$ 164,750.00			$ 524,515.00	$ 500,000.00	$ (24,515.00)	01/01/15	12/31/15	3/27/2015	11/01/15	2016	
0S419	SPURLOCK_SITE DRAINAGE IMPROV	8,118,346.21	$ 4,984,900.00	$ (3,133,446.21)	-63%	163%	$ 13,126,963.92	$ 11,811,600.00	$ (1,315,363.92)	01/01/15	12/31/16	4/8/2015	12/31/16	2016	Project was advanced once CCR guidelines were established. Extra spending was needed for cathodic protection.
0S421	UNITS 1&2 INSTALL BAY HOISTS	162,578.96	$ -	$ (162,578.96)			$ 620,273.25	$ 317,176.00	$ (303,097.25)	01/01/15	12/31/15	6/15/2015	12/01/15	2016	
0S424	SP PHYSICAL SITE SECURITY PH1	302,729.09	$ 987,269.00	$ 684,539.91	69%	31%	$ 3,986,699.93	$ 1,577,689.00	$ (2,409,010.93)	01/01/15	12/31/16	1/13/2016	10/19/19	2016	Security plan was further developed to better serve the boards Strategic Initiative. Studies, engineering, and planning only was performed in 2016.
0S426	SPUR2 PRECIPITATOR HOPPER RPL	1,687,063.23	$ 527,700.00	$ (1,159,363.23)	-220%	320%	$ 1,848,987.72	$ 1,055,400.00	$ (793,587.72)	01/01/16	12/31/17	1/14/2016	11/01/16	2016	This project was originally planned as a two year project but was able to be completed during the outage in one year. Additional spend was needed to abate asbestos containing material that was found.
0S428	ASH VACUUM LINES- 3-4, 1&2SCR	253,464.00	$ 200,000.00	$ (53,464.00)	-27%	127%	$ 280,400.81	$ 200,000.00	$ (80,400.81)	01/01/16	12/31/16	1/21/2016	12/31/16	2016	
0S429	UNIT 2 AIR HEATER BASKET REPL	2,179,591.10	$ 736,000.00	$ (1,443,591.10)	-196%	296%	$ 2,459,591.10	$ 736,000.00	$ (1,723,591.10)	01/01/16	12/31/16	1/21/2016	11/01/16	2016	Scope was increased due to condition, replaced hot end backets as well.

Project No.	Project Title/Description	Annual Actual Cost	Annual Original Budget	Variance In Dollars	Variance As Percent	Percent Of Budget	Total Actual Project Cost	Total Budget Project Cost	Variance In Dollars	Date Original Budget Start	Date Original Budget End	Date Actual Start	Date Actual End	Budget Year	Variance Explanation
0S431	SP04 SRD EXPANSION JOINT PROJ	1,321,379.08	$ 312,950.00	$ (1,008,429.08)	-322%	422%	$ 1,946,532.17	$ 312,950.00	$ (1,633,582.17)	01/01/16	12/31/16	2/1/2016	06/01/16	2016	The original budget was based on a like kind replacement. Rather than continue to deal with the reliability and safety issues EKPC decided to pursue a better design. Research showed that a reliable design did not exist in the industry. Extra engineering costs were required to develop a solution for this application. The new design was significantly more costly to construct. The expansion joints have operated reliably since 2016.
0S432	SP03 SEALPOT SRD EXP JOINT UPG	1,323,597.86	$ 312,950.00	$ (1,010,647.86)	-323%	423%	$ 1,948,926.23	$ 312,950.00	$ (1,635,976.23)	01/01/16	12/31/16	2/1/2016	06/01/16	2016	The original budget was based on a like kind replacement. Rather than continue to deal with the reliability and safety issues EKPC decided to pursue a better design. Research showed that a reliable design did not exist in the industry. Extra engineering costs were required to develop a solution for this application. The new design was significantly more costly to construct. The expansion joints have operated reliably since 2016.
0S433	DEF BULK STOR & FILLNG STATION	87,409.00	$ 227,000.00	$ 139,591.00	61%	39%	$ 203,855.98	$ 227,000.00	$ 23,144.02	01/01/16	12/31/16	2/2/2016	05/31/17	2016	
0S435	SPUR LANDFILL EXP AREA C PH#3	3,020,668.56	$ 4,317,024.00	$ 1,296,355.44	30%	70%	$ 4,743,885.04	$ 4,367,024.00	$ (376,861.04)	01/01/15	12/31/16	2/11/2016	12/31/17	2016	Construction schedule extension due to geotechnical failure on separate haul road construction project. Shared workspace access and coordination of both projects necessetatied the delay of Phase 3.
0S436	UNIT3 MOTOR CTRL CNTR RETROFIT	93,848.25	$ 124,800.00	$ 30,951.75	25%	75%	$ 1,243,021.41	$ 443,040.00	$ (799,981.41)	01/01/16	12/31/20	2/19/2016	03/31/19	2016	Study started. Additional scope identified.
0S439	SP02 REPL BOTTOM SCR CATALYST	933,949.49	$ -	$ (933,949.49)			$ 1,085,489.49	$ -	$ (1,085,489.49)			2/29/2016	11/01/16	2016	SCR catalyst layer life degraded faster than projected and to continue to meet the Unit 2 NOx emission limits we needed to put in a new SCR catalyst layer.
0S441	SP03 FLY ASH SILO DUST SUP SYS	97,936.80	$ -	$ (97,936.80)			$ 97,936.80	$ -	$ (97,936.80)			4/4/2016	07/01/16	2016	
0S442	SPURLOCK CCR/GROUND WATER WELL	215,045.45	$ -	$ (215,045.45)			$ 249,045.45	$ -	$ (249,045.45)			5/5/2016	04/18/17	2016	
0S443	SP02 REPL PC2A/B DISCHG CHUTES	110,750.90	$ 150,000.00	$ 39,249.10	26%	74%	$ 110,750.90	$ 150,000.00	$ 39,249.10	01/01/16	12/31/16	7/22/2016	11/30/16	2016	
0S444	SP02 REPL BC2A/B DISCHG CHUTES	175,782.40	$ 150,000.00	$ (25,782.40)	-17%	117%	$ 175,782.40	$ 150,000.00	$ (25,782.40)	01/01/16	12/31/16	7/22/2016	11/30/16	2016	
0S445	SP02 INST ABSORBER SPRAY HEADS	222,088.89	$ 450,000.00	$ 227,911.11	51%	49%	$ 386,133.35	$ 11,469,100.00	$ 11,082,966.65	01/01/16	12/31/18	8/1/2016	12/06/20	2016	This project was competitively bid and budget price represented a sole source option to the OEM. Furthermore the project was completed in 2020.
0S446	LANDFILL AREA C PH#3 HAUL ROAD	87,003.75	$ -	$ (87,003.75)			$ 3,272,456.82	$ 1,000,000.00	$ (2,272,456.82)	03/01/17	07/30/17	9/26/2016	02/09/17	2016	Haul road project previously not budgeted prior to 2016, was required to fill and operate Spurlock Landfill for the final three phases of the landfill construction master plan.
0S447	UNIT 2 SCR ELEVATOR REPLACEMNT	615.82	$ -	$ (615.82)			$ 456,254.17	$ 375,000.00	$ (81,254.17)	01/01/17	12/31/17	11/7/2016	08/20/17	2016	
0S448	UNIT 3 BAGHOUSE CAGE REPL	366,749.46	$ -	$ (366,749.46)			$ 1,473,961.80	$ 785,000.00	$ (688,961.80)	01/01/17	6/31/2017	11/7/2016	05/20/17	2016	Materials were changed to provide much better life from what had been budgeted.
0S464	SPURLOCK PLANT DRAIN SYSTEM	-	$ 4,984,900.00	$ 4,984,900.00	100%	0%	$ 1,624,615.78	$ 11,811,600.00	$ 10,186,984.22	01/01/15	12/31/16	6/13/2017	12/31/18	2016	Plant drain failures began occurring in late 2016. The drain system is critical for the operation of the units. The piping was 40 year old fiberglass and could not be cleaned without destroying it. The new drain system was installed on a budget exception in 2017 so that the units could continue to run reliably.
60732L	ELK MOUNTAIN IND LINE CONSTRUC	-	$ 275,000.00	$ 275,000.00	100%	0%	$ 208,611.71	$ 275,000.00	$ 66,388.29	01/01/15	12/31/18	10/3/2017	01/24/19	2016	Delayed- Was called Goose Rock in the budget.

Project No.	Project Title/Description	Annual Actual Cost	Annual Original Budget	Variance In Dollars	Variance As Percent	Percent Of Budget	Total Actual Project Cost	Total Budget Project Cost	Variance In Dollars	Date Original Budget Start	Date Original Budget End	Date Actual Start	Date Actual End	Budget Year	Variance Explanation
60732S	ELK MOUNTAIN IND SUB CONSTRUCT	-	$ 1,028,000.00	$ 1,028,000.00	100%	0%	$ 1,185,214.65	$ 1,265,000.00	$ 79,785.35	01/01/15	12/31/19	10/2/2017	01/24/19	2016	Delayed- Was called Goose Rock in the budget.
71506-2016	Telecom Battery Replacement	-	$ 240,000.00	$ 240,000.00	100%	0%	$ 412,931.01	$ 240,000.00	$ (172,931.01)	01/01/16	12/31/16	1/15/2016	12/31/16	2016	
BATT-2016	Battery Bank Replacement	18,253.22	$ 172,000.00	$ 153,746.78	89%	11%	$ 36,506.44	$ 172,000.00	$ 135,493.56	01/01/16	12/31/16	1/1/2016	12/31/16	2016	
REAKER-20	Circuit Breaker Replacements	1,582,072.81	$ -	$ (1,582,072.81)			1,582,072.81	$ -	$ (1,582,072.81)	01/01/16	12/31/16	1/1/2016	12/31/16	2016	Added
CAP-2016	Capacitor and SCADA Battery Replacements	540,146.91	$ -	$ (540,146.91)			$ 540,146.91	$ -	$ (540,146.91)	01/01/16	12/31/16	1/1/2016	12/31/16	2016	Added
CCR	CCR/ELG SPURLOCK 1 & 2	676,861.24	$ 2,036,059.00	$ 1,359,197.76	67%	33%	$ 128,799,237.22	$ 264,370,056.00	$ 135,570,818.78			1/18/2016		2016	Project was originally budgeted to start earlier; however; the project was pushed out for several years to perform CCR/ELG together.
POLE-2016	2016_POLE_CHANGEOUT	89,871.98	$ 170,000.00	$ 80,128.02	47%	53%	$ 89,871.98	$ 170,000.00	$ 80,128.02			1/1/2016	12/31/16	2016	
	Upg/Replace Failed Regulators	656,174.80	$ 78,000.00	$ (578,174.80)	-741%	841%	$ 656,174.80	$ 78,000.00	$ (578,174.80)	01/01/16	12/31/16	1/1/2016	12/31/16	2016	
		-	$ 54,000.00	$ 54,000.00	100%	0%	$ -	$ 54,000.00	$ 54,000.00	01/01/16	12/31/16	1/1/2016	12/31/16	2016	
	Line Maintenance - Winchester	-	$ 54,000.00	$ 54,000.00	100%	0%	$ -	$ 54,000.00	$ 54,000.00	01/01/16	12/31/16	1/1/2016	12/31/16	2016	
	Install MOABs	-	$ 103,000.00	$ 103,000.00	100%	0%	$ -	$ 103,000.00	$ 103,000.00	01/01/16	12/31/16	1/1/2016	12/31/16	2016	
	Replace Set of 138 kV PTs	6,857.79	$ 108,000.00	$ 101,142.21	94%	6%	$ 6,857.79	$ 108,000.00	$ 101,142.21	01/01/16	12/31/16	1/1/2016	12/31/16	2016	
	Replace Line Switches	27,228.76	$ 172,000.00	$ 144,771.24	84%	16%	$ 27,228.76	$ 172,000.00	$ 144,771.24	01/01/16	12/31/16	1/1/2016	12/31/16	2016	
	Distribution Feeder Additions	26,819.94	$ 200,000.00	$ 173,180.06	87%	13%	$ 26,819.94	$ 200,000.00	$ 173,180.06	01/01/16	12/31/16	1/1/2016	12/31/16	2016	
		-	$ 230,000.00	$ 230,000.00	100%	0%	$ -	$ 230,000.00	$ 230,000.00	01/01/16	12/31/16	1/1/2016	12/31/16	2016	
	Substation Maintenance Upgrade	44,422.07	$ 255,000.00	$ 210,577.93	83%	17%	$ 44,422.07	$ 255,000.00	$ 210,577.93	01/01/16	12/31/16	1/1/2016	12/31/16	2016	
	Replace OCRs	491,325.64	$ 230,000.00	$ (261,325.64)	-114%	214%	$ 491,325.64	$ 491,325.64	$ -	01/01/16	12/31/16	1/1/2016	12/31/16	2016	
	Replace Failed Distribution Transformers	1,305,733.14	$ 1,230,000.00	$ (75,733.14)	-6%	106%	$ 1,305,733.14	$ 1,230,000.00	$ (75,733.14)	01/01/16	12/31/16	1/1/2016	12/31/16	2016	
12203	VEECHDALE 69-25KV 25MVA SUB	-	$ 1,500,000.00	$ 1,500,000.00	100%	0%	$ 140,206.90	$ 6,556,000.00	$ 6,415,793.10	01/01/17	12/31/17	9/1/2015		2017	Road completion delayed due to condemnation
12270	JK SMITH 138KV REPL BUS DIFF P	2,604.16	$ -	$ (2,604.16)			$ 181,498.28	$ 155,000.00	$ (26,498.28)	01/01/15	12/31/16	6/1/2017	11/02/16	2017	
12539	GREENSBURG DATA 1 ANALOG REPL	42,908.90	$ -	$ (42,908.90)			$ 258,944.96	$ 150,000.00	$ (108,944.96)	01/01/15	12/31/15	3/1/2016	08/31/15	2017	
12573	OWENS ILLINOIS JCT-BG PKWY HIG	3,790.49	$ -	$ (3,790.49)			$ 40,923.92	$ 75,000.00	$ 34,076.08	01/01/16	12/31/16	2/4/2015	01/27/16	2017	
12575	PLUMVILLE CIRCUIT SWITCH ADD/C	25,253.33	$ -	$ (25,253.33)			$ 1,120,854.66	$ 1,070,000.00	$ (50,854.66)	01/01/16	12/31/16	2/4/2015	12/09/16	2017	
12576	WILLIAMSTOWN DIST SUB_UPGRADE	60,860.27	$ -	$ (60,860.27)			$ 1,502,552.98	$ 1,340,000.00	$ (162,552.98)	01/01/15	12/31/16	2/4/2015	12/16/15	2017	
12578	SPURLOCK SWITCH_ADD DUAL BATTE	2,902.67	$ -	$ (2,902.67)			$ 296,407.85	$ -	$ (296,407.85)			2/4/2015	11/09/15	2017	
12616	SPURLOCK_COMPLIANCE UPGRADES	4,563.36	$ -	$ (4,563.36)			$ 213,625.78	$ -	$ (213,625.78)			5/28/2015	03/22/17	2017	
12618	WEST GARRARD_COMPLIANCE UPGRAD	(405.00)	$ -	$ 405.00			$ 45,528.25	$ -	$ (45,528.25)			5/28/2015	03/22/17	2017	
12635	ARKLAND TAP 69 KV HI-TEMP UPGR	1,095.92	$ -	$ (1,095.92)			$ 2,191.84	$ 120,000.00	$ 117,808.16	01/01/16	12/31/16	7/1/2015	01/19/17	2017	
12637	NINEVAH 69 KV LINE HI-TEMP UPG	32,223.92	$ -	$ (32,223.92)			$ 84,395.79	$ 40,000.00	$ (44,395.79)	01/01/16	12/31/16	7/1/2015	06/08/16	2017	
12644	VOLGA SUB REBUILD	393,255.42	$ -	$ (393,255.42)			$ 884,937.52	$ -	$ (884,937.52)			7/14/2015	07/15/15	2017	This cost was reimbursed by FEMA as part of the Volga flooding work. EKPC had to rebuild the substation entirely because it was destroyed by flooding.
12645	RED BUSH-THELMA 69kV Line Rbld	(10,576.62)	$ -	$ 10,576.62			$ 9,119.26	$ -	$ (9,119.26)			7/14/2015	12/31/16	2017	
12646	RBLD 69 kV LINE-SMTH-RIN-FTKNX	1,700.71	$ -	$ (1,700.71)			$ 1,099,284.83	$ -	$ (1,099,284.83)			7/16/2015	12/22/15	2017	Carryover from previously completed project
12656	BAKER-HOLLOWAY JCT RECONDUCTOR	213,673.00	$ 397,541.00	$ 183,868.00	46%	54%	$ 487,733.14	$ 530,000.00	$ 42,266.86	01/01/17	12/31/17	7/31/2015	04/13/17	2017	
12657	FAYETTE-DAVIS 69kV HI-TEMP UPG	17,528.31	$ -	$ (17,528.31)			$ 59,175.32	$ 80,000.00	$ 20,824.68	01/01/16	12/31/16	7/31/2015	05/17/16	2017	
12692	SPURLOCK-PLUMVILLE KY-1449 REL	61.50	$ -	$ (61.50)			$ 181.20	$ -	$ (181.20)			2/18/2016	04/20/16	2017	
12695	RUSSELL COUNTY HIGHWAY RELOC	45,906.06	$ -	$ (45,906.06)			$ 6,586.84	$ -	$ (6,586.84)			11/20/2015		2017	
12699	RENAKER SWYD-TOWR OPGW INSTALL	54,352.13	$ -	$ (54,352.13)			$ 99,174.87	$ -	$ (99,174.87)			9/3/2015	09/15/17	2017	
12701	BOWEN REPL MOAB SWITCH #35680	52.00	$ -	$ (52.00)			$ 75,584.29	$ -	$ (75,584.29)			12/2/2015	09/29/16	2017	
12731	HELECHAWA RD- KY-205 HWY RELOC	981.94	$ -	$ (981.94)			$ 55,141.52	$ -	$ (55,141.52)			2/5/2016		2017	
12747	ELIOTVLE- ROWAN CTY HI TEMP UP	53,117.16	$ 81,000.00	$ 27,882.84	34%	66%	$ 56,784.22	$ 90,000.00	$ 33,215.78	01/01/17	12/31/17	3/1/2016	02/16/17	2017	
12748	GRFFN JCT- GRFFN HIGH TEMP UPG	5,506.81	$ 90,000.00	$ 84,493.19	94%	6%	$ 21,809.48	$ 100,000.00	$ 78,190.52	01/01/17	12/31/17	3/1/2016	04/15/17	2017	
12749	JLICO CRK TAP-JLICO HI TEMP UP	-	$ 72,000.00	$ 72,000.00	100%	0%	$ -	$ 80,000.00	$ 80,000.00	01/01/17	12/31/17	3/1/2016		2017	
12751	MT STRLNG-FOGG PIKE HI TEMP UP	65,497.74	$ 45,000.00	$ (20,497.74)	-46%	146%	$ 83,075.52	$ 50,000.00	$ (33,075.52)	01/01/17	12/31/17	3/1/2016	01/20/17	2017	
12752	BIG BONE TAP- HIGH TEMP UPG	-	$ 15,000.00	$ 15,000.00	100%	0%	$ -	$ 20,000.00	$ 20,000.00	01/01/17	12/31/17	3/1/2016	08/23/16	2017	
12770	RED BUSH- THELMA LINE RELOC	15,518.91	$ 125,000.00	$ 109,481.09	88%	12%	$ 204,192.94	$ 135,000.00	$ (69,192.94)	01/01/17	12/31/19	4/7/2016	08/06/20	2017	
12771	BULLITT COUNTY TRANSFORMER UPG	1,175,206.49	$ 1,400,000.00	$ 224,793.51	16%	84%	$ 1,226,942.71	$ 1,410,000.00	$ 183,057.29	01/01/15	12/31/17	4/7/2016	11/16/17	2017	
12796	FRENCHBURG TRANS SW STRUC REPL	(14,164.65)	$ -	$ 14,164.65			$ 114,757.11	$ -	$ (114,757.11)			5/5/2016	12/14/16	2017	
12797	W BRDSTWN JCT- W BRDSTWN RBLD	1,656,522.13	$ 1,835,000.00	$ 178,477.87	10%	90%	$ 1,748,362.42	$ 1,860,000.00	$ 111,637.58	01/01/17	12/31/17	5/5/2016	08/23/17	2017	

Project No.	Project Title/Description	Annual Actual Cost	Annual Original Budget	Variance In Dollars	Variance As Percent	Percent Of Budget	Total Actual Project Cost	Total Budget Project Cost	Variance In Dollars	Date Original Budget Start	Date Original Budget End	Date Actual Start	Date Actual End	Budget Year	Variance Explanation
12803	DALE-HUNT RETIRE 69KV LINE	48,741.59	$ 1,267,200.00	$ 1,218,458.41	96%	4%	$ 1,254,161.96	$ 100,000.00	$ (1,154,161.96)	01/01/19	12/31/20	11/22/2019	11/22/19	2017	Delayed & Scope Change. We decided to retire the line and do the 138-69 kV substation instead of the line rebuild. The line rebuild was included in the 2017 budget.
12804	HOPE-HILLSBORO 69KV REBUILD	111,393.63	$ -	$ (111,393.63)			$ 3,839,389.19	$ 7,879,000.00	$ 4,039,610.81	01/01/18	05/30/21	5/24/2016	11/04/20	2017	Added
12805	NELSON CO-ETOWN 69KV REBUILD	54,351.21	$ 1,716,000.00	$ 1,661,648.79	97%	3%	$ 2,982,203.97	$ 4,847,200.00	$ 1,864,996.03	01/01/17	12/31/19	5/24/2016		2017	Delayed
12806	STEPHENSBURG-HDGNVILLE REBUILD	18,180.55	$ -	$ (18,180.55)			$ 5,082,325.58	$ 7,144,000.00	$ 2,061,674.42	01/01/18	12/31/19	5/24/2016	11/14/19	2017	Added
12810	W GARRARD REPL SERVICE PT	182,591.87	$ 175,000.00	$ (7,591.87)	-4%	104%	$ 182,693.74	$ 175,000.00	$ (7,693.74)	01/01/17	12/31/17	6/10/2016	09/06/17	2017	
12813	COOPER CONTROL BLDG REPLACE	1,745,073.10	$ 990,000.00	$ (755,073.10)	-76%	176%	$ 1,809,228.13	$ 1,000,000.00	$ (809,228.13)	01/01/17	12/31/17	6/28/2016	11/15/19	2017	Estimate Error
12814	FALCON REBLD/TIE LINE/ BUS DIF	351,328.01	$ 550,000.00	$ 198,671.99	36%	64%	$ 349,307.52	$ 550,000.00	$ 200,692.48	01/01/17	12/31/17	6/28/2016	10/18/17	2017	
12815	HUNT FARM JCT-S. ANDERSON OPGW	94,668.43	$ 680,000.00	$ 585,331.57	86%	14%	$ 93,926.45	$ 780,000.00	$ 686,073.55	01/01/15	12/31/17	6/28/2016	12/15/17	2017	Scope Change
12816	SPURLOCK- FLEMINGSBURG REROUTE	278,759.56	$ -	$ (278,759.56)			$ 778,625.84	$ 760,000.00	$ (18,625.84)	01/01/19	12/31/19	6/28/2016	04/17/19	2017	
12826	HQ OFC REBLD FOR HQ SOLAR FAC	1,070,221.42	$ 750,000.00	$ (320,221.42)	-43%	143%	$ 1,128,715.58	$ 810,000.00	$ (318,715.58)	01/01/17	12/31/17	7/27/2016	09/16/17	2017	
12837	2016 CONITEL RTU REPLACEMENT	5,162.72	$ -	$ (5,162.72)			$ 80,637.72	$ -	$ (80,637.72)			8/10/2016	12/31/16	2017	
12857	VINE GROVE METERING BYPASS BAY	56.62	$ -	$ (56.62)			$ 14,244.93	$ -	$ (14,244.93)			9/26/2016	02/28/17	2017	
12863	KU LYNCH-OVEN FORK STR REP/REC	555,061.65	$ 590,000.00	$ 34,938.35	6%	94%	$ 618,817.70	$ 590,000.00	$ (28,817.70)	01/01/17	12/31/17	10/17/2016	11/04/17	2017	
12866	CHAPLIN SUBSTATION UPGRADES	961.40	$ -	$ (961.40)			$ 31,195.16	$ -	$ (31,195.16)			10/18/2016	07/31/17	2017	
12876	BLUEGRASS INSTALL CEMS	87,985.36	$ -	$ (87,985.36)			$ 188,779.67	$ -	$ (188,779.67)			11/17/2016	11/30/17	2017	
12879	SHELBY CO 69kV BREAKER ADD	180,026.69	$ -	$ (180,026.69)			$ 180,156.69	$ -	$ (180,156.69)			11/29/2016	03/30/17	2017	
12880	W BARDSTOWN SUBSTATION REBUILD	1,058,786.29	$ 115,000.00	$ (943,786.29)	-821%	921%	$ 1,053,749.87	$ 1,140,000.00	$ 86,250.13	01/01/17	12/31/17	11/29/2016	11/28/17	2017	Added
12889	MBUSA LOW BAY ADDITION	272,544.02	$ 250,000.00	$ (22,544.02)	-9%	109%	$ 313,994.66	$ 250,000.00	$ (63,994.66)	01/01/17	12/31/17	12/8/2016	01/27/17	2017	
12907	COOPER COMM BLDG REPL	374,465.27	$ 410,000.00	$ 35,534.73	9%	91%	$ 381,248.86	$ 450,000.00	$ 68,751.14	01/01/17	12/31/17	1/9/2017	11/11/17	2017	
12908	SOLAR PROJ TRANS LINE WORK	809,649.47	$ -	$ (809,649.47)			$ 825,605.34	$ -	$ (825,605.34)			1/11/2017	09/16/17	2017	Costs included in the SLR01 project. The transmission work was included in the budget for that project.
12926	RENAKER TWR_REPL COMM BLDG	268,432.70	$ 450,000.00	$ 181,567.30	40%	60%	$ 268,571.15	$ 450,000.00	$ 181,428.85	01/01/17	12/31/17	2/20/2017	09/10/17	2017	
12927	FAWKES 138KV BUS DIFF PANEL R	80,478.70	$ -	$ (80,478.70)			$ 79,679.79	$ -	$ (79,679.79)	01/01/20	12/31/20	2/23/2017	11/28/18	2017	
12929	COOPER 69 kV STATION UPGRADE	118,183.02	$ -	$ (118,183.02)			$ 106,885.86	$ -	$ (106,885.86)			2/24/2017	11/17/17	2017	
12930	AVON BUS RECONFIGURATION	243,435.80	$ 200,000.00	$ (43,435.80)	-22%	122%	$ 2,171,153.59	$ 2,000,000.00	$ (171,153.59)	01/01/17	12/31/19	2/24/2017	11/16/18	2017	
12931	SULPHUR CRK SUBSTATION REBUILD	755,793.91	$ 600,000.00	$ (155,793.91)	-26%	126%	$ 815,036.48	$ 600,000.00	$ (215,036.48)	01/01/17	12/31/17	2/24/2017	08/16/17	2017	
12933	MADISON CO_REPL STRUCTURE	18,374.12	$ -	$ (18,374.12)			$ 18,374.12	$ -	$ (18,374.12)			3/1/2017	06/30/17	2017	
12934	ROWAN CO_REPL STRUCTURE	62,575.32	$ -	$ (62,575.32)			$ 62,575.32	$ -	$ (62,575.32)			3/1/2017	12/31/17	2017	
12936	BOONE BREAKER ADD & DIFF RELAY	80,492.15	$ -	$ (80,492.15)			$ 459,645.92	$ 485,000.00	$ 25,354.08	01/01/16	12/31/16	3/27/2017	03/29/18	2017	
12939	CAVE CITY_SUB MODIFICATION	60,436.77	$ 297,500.00	$ 237,063.23	80%	20%	$ 166,958.02	$ 297,500.00	$ 130,541.98	01/01/17	12/31/18	4/3/2017	04/19/19	2017	
12940	MCKINNEYS CR SUB UPGRD	3,374.03	$ 5,000.00	$ 1,625.97	33%	67%	$ 116,108.54	$ 680,000.00	$ 563,891.46	01/01/16	03/01/21	4/3/2017		2017	Cancelled
12941	SUMMERSVILLE SUB REBUILD	7,905.84	$ 297,500.00	$ 289,594.16	97%	3%	$ 1,397,694.67	$ 297,500.00	$ (1,100,194.67)	01/01/17	12/31/19	4/3/2017	11/20/19	2017	Delayed
12942	THELMA BRKR ADDTN & RELAY	397,385.82	$ 355,000.00	$ (42,385.82)	-12%	112%	$ 380,742.85	$ 355,000.00	$ (25,742.85)	01/01/17	12/31/17	4/3/2017	12/07/17	2017	
12952	SUMMERSHADE 161kV STN & CTRL B	47,094.49	$ 150,000.00	$ 102,905.51	69%	31%	$ 2,503,220.21	$ 1,500,000.00	$ (1,003,220.21)	01/01/17	12/31/17	5/15/2017	09/24/20	2017	Delayed
12968	TWO-WAY RADIO SYSTEM REPL	19,567.00	$ -	$ (19,567.00)			$ 827,581.51	$ 3,400,000.00	$ 2,572,418.49	01/01/18	12/31/18	6/7/2017	05/31/18	2017	Added
12978	HOPE SUBSTATION REBUILD	12,659.88	$ -	$ (12,659.88)			$ 1,789,003.14	$ 1,700,000.00	$ (89,003.14)	01/01/18	12/31/18	6/29/2017	02/04/19	2017	Added
12979	MILE LANE SUB REBUILD & UPGR	2,750.44	$ -	$ (2,750.44)			$ 1,268,538.84	$ 1,400,000.00	$ 131,461.16	01/01/18	12/31/19	6/29/2017	12/17/18	2017	Added
12980	MONTICELLO SUBSTATION REBUILD	2,013.50	$ -	$ (2,013.50)			$ 205,423.63	$ 1,600,000.00	$ 1,394,576.37	01/01/18	12/31/19	6/29/2017	12/17/18	2017	Added
12981	SPURLOCK-STUART 345 kV REBUILD	10,155.10	$ -	$ (10,155.10)			$ 1,320,966.64	$ 1,400,000.00	$ 79,033.36	01/01/18	12/31/18	6/29/2017	10/16/18	2017	
12982	L&N RTU REPLACEMENTS	283,795.34	$ 500,000.00	$ 216,204.66	43%	57%	$ 1,498,215.49	$ 1,545,000.00	$ 46,784.51	01/01/17	12/31/19	7/6/2017	02/10/20	2017	
12987	POWELL COUNTY CONTRL BLDG REPL	2,681.98	$ -	$ (2,681.98)			$ 1,136,510.32	$ 990,000.00	$ (146,510.32)	01/01/19	12/31/19	7/27/2017	03/20/19	2017	
12998	JELLICO CREEK TAP HWY RELOC	359.26	$ -	$ (359.26)			$ -	$ -	$ -			8/23/2017		2017	
13010	JACKSON_CO KY 30 RELOCATION	5,631.73	$ -	$ (5,631.73)			$ 169,742.44	$ -	$ (169,742.44)			9/29/2017		2017	
13014	PINE KNOT-WHITLEY CITY RECOND	20,102.33	$ -	$ (20,102.33)			$ 13,275.00	$ -	$ (13,275.00)			10/13/2017	12/13/17	2017	
13017	CAMPBELLSBURG TAP REBUILD	54,916.68	$ -	$ (54,916.68)			$ 52,744.83	$ -	$ (52,744.83)			11/20/2017	12/12/17	2017	
13032	BEAM REPL TRANSFORMER	16,294.53	$ -	$ (16,294.53)			$ 16,877.33	$ 250,000.00	$ 233,122.67	01/01/18	12/31/18	12/8/2017	12/08/17	2017	
20050	VEECHDALE SUB ADDL SITE ACQ	13,272.62	$ -	$ (13,272.62)			$ 1,108,141.15	$ 1,050,000.00	$ (58,141.15)			12/22/2015	01/21/20	2017	
20053	GRANTS LCK_BANK LCK_ADDTL R/W	18,505.20	$ -	$ (18,505.20)			$ 20,620.00	$ -	$ (20,620.00)			5/24/2017	01/12/18	2017	
21780	Tyner-McKee Tap_RW	98,000.00	$ -	$ (98,000.00)			$ 98,000.00	$ -	$ (98,000.00)			7/31/2017		2017	
21907	BLUEGRASS CT'S_INSTL SCADA	178.50	$ -	$ (178.50)			$ 99,147.76	$ -	$ (99,147.76)			10/1/2015	12/31/16	2017	

Project No.	Project Title/Description	Annual Actual Cost	Annual Original Budget	Variance In Dollars	Variance As Percent	Percent Of Budget	Total Actual Project Cost	Total Budget Project Cost	Variance In Dollars	Date Original Budget Start	Date Original Budget End	Date Actual Start	Date Actual End	Budget Year	Variance Explanation
21934	MARION CO TRANS SUB INSTALL	79,590.50	$ 150,000.00	$ 70,409.50	47%	53%	$ 85,219.99	$ 150,000.00	$ 64,780.01	01/01/17	12/31/17	5/25/2017	12/12/17	2017	
21942	PLUMMERS LANDING CAP BANK	245,309.27		$ (245,309.27)			$ 271,914.32	$ 350,000.00	$ 78,085.68	01/01/18	12/31/18	6/5/2017	01/05/18	2017	
21950	GODDARD-SKAGGS-MAZIE OPGW	57,952.56	$ -	$ (57,952.56)			$ 60,679.11	$ 3,700,000.00	$ 3,639,320.89	01/01/19	12/31/21	9/7/2017		2017	Added
21953	DENNY- WAYNE STRUCTURE & OPGW	28,622.14	$ -	$ (28,622.14)			$ 1,999,833.88	$ 2,177,000.00	$ 177,166.12			9/7/2017	01/06/21	2017	
21955	FAWKES- W BEREA- 3 LINKS OPGW	24,825.00	$ -	$ (24,825.00)			$ 25,647.53	$ 907,440.00	$ 881,792.47	01/01/15	12/31/21	9/7/2017		2017	Added
72545	DEFOE SUB_CONSTRUCTION	40,739.31	$ -	$ (40,739.31)			$ 1,330,517.82	$ 1,250,000.00	$ (80,517.82)	01/01/16	12/31/16	2/4/2015	12/02/16	2017	Carryover
72546	DEFOE TAP_CONSTRUCTION	4,659.97	$ -	$ (4,659.97)			$ 2,156,035.77	$ 2,840,000.00	$ 683,964.23	01/01/16	12/31/16	2/4/2015	12/02/16	2017	Carryover
72550	SOUTH BARDSTOWN SUB_CONSTRUCTI	133,879.78	$ -	$ (133,879.78)			$ 1,467,944.79	$ 1,250,000.00	$ (217,944.79)	01/01/16	12/31/16	2/26/2015	12/27/16	2017	Carryover
72550	SOUTH BARDSTOWN TAP_CONSTRUCTI	3,374.00	$ -	$ (3,374.00)			$ 400,985.87	$ 1,440,000.00	$ 1,039,014.13	01/01/16	12/31/16	2/26/2015	12/27/16	2017	Carryover
72551	BEATTYVILLE-OAKDALE TAP ENG	890,869.32	$ 966,500.00	$ 75,630.68	8%	92%	$ 6,419,593.47	$ 6,156,000.00	$ (263,593.47)	01/01/16	12/31/18	5/27/2015	12/08/18	2017	
72600	LEON-AIRPRT RD-NEWFNDLND-MAZIE RBLD	1,806,849.63	$ 1,320,000.00	$ (486,849.63)	-37%	137%	$ 5,237,116.41	$ 8,326,560.00	$ 3,089,443.59	01/01/17	12/31/20	5/24/2016	10/13/20	2017	Estimate Error
72692	DIGITAL FAULT RECORDER	828.70	$ -	$ (828.70)			$ 61,335.25	$ 300,000.00	$ 238,664.75	01/01/17	12/31/20	5/24/2016	10/13/20	2017	
72695	FOXHOLLJCT-FOX HOLLOW LN CNST	70,000.00	$ -	$ (70,000.00)			$ 810,721.07	$ 1,250,000.00	$ 439,278.93	01/01/18	12/31/21	11/19/2018		2017	
72714	DAVIT ARM REPL PROG Phase 1/ Phase 2	927.61	$ -	$ (927.61)			$ 479,777.48	$ -	$ (479,777.48)	01/01/18	12/31/18	12/12/2017	05/18/18	2017	
80001	BLUEGRASS PARKWAY #2 SUB CONST	137,626.46	$ -	$ (137,626.46)			$ 882,212.09	$ -	$ (882,212.09)			4/1/2016	11/22/16	2017	Carryover
80003	DUNCANNON LN SUBSTATION CONST	56,825.74	$ 150,000.00	$ 93,174.26	62%	38%	$ 1,323,467.95	$ 1,500,000.00	$ 176,532.05	01/01/17	12/31/20	12/20/2016	01/10/20	2017	
80004	DUNCANNON LN LINE CONST	79,321.63	$ 170,000.00	$ 90,678.37	53%	47%	$ 724,370.58	$ 430,000.00	$ (294,370.58)	01/01/17	12/31/18	12/20/2016	01/10/20	2017	
0B409	UNIT 2 ECONOMIZER REPLACEMENT	1,184,124.85	$ 2,916,500.00	$ 1,732,375.15	59%	41%	$ 1,820,482.59	$ 4,841,500.00	$ 3,021,017.41	06/01/16	06/01/17	4/14/2016	04/29/17	2017	Project was estimated using OEM but completed using competative bidding.
0B410	COOPER #2 CATALYST 3RD LAYER	437,835.57	$ 1,937,280.00	$ 1,499,444.43	77%	23%	$ 670,485.57	$ 1,867,280.00	$ 1,196,794.43	01/01/16	06/01/17	5/5/2016	04/11/17	2017	Budgeted based on OEM material and labor but completed with competative bidding.
0B413	COOPER DITCH & SEDIMENT TRAP	1,233,156.40	$ 350,000.00	$ (883,156.40)	-252%	352%	$ 1,242,055.47	$ 350,000.00	$ (892,055.47)	01/01/17	12/31/17	9/26/2016	12/31/17	2017	Budget was completed before full design of the project. Detailed design resulted in a project that was substantially more expensive.
0B416	U1 & U2 IET 800 CONTROL SYSTEM	93,421.63	$ 88,172.00	$ (5,249.63)	-6%	106%	$ 85,939.90	$ 88,172.00	$ 2,232.10	04/01/17	05/31/17	2/6/2017	04/21/17	2017	
0B417	U2 LUBE OIL SKID ENCLOSURE	87,063.07	$ 88,970.00	$ 1,906.93	2%	98%	$ 87,063.07	$ 88,970.00	$ 1,906.93	01/01/17	6/31/2017	3/14/2017	12/14/17	2017	
0B418	COOP MAIN&TIEBREAK SYNCH CHECK	120,173.03	$ -	$ (120,173.03)			$ 125,036.05	$ -	$ (125,036.05)			6/22/2017	04/19/18	2017	
0G001	BG CONTROL SYSTEM 3UNITS & BOP	1,772,852.61	$ 1,700,000.00	$ (72,852.61)	-4%	104%	$ 1,775,197.17	$ 1,700,000.00	$ (75,197.17)	01/01/17	11/31/2017	2/15/2017	10/31/17	2017	
0G002	BG1-3DYNAMICPRES.COM.PROCESSOR	110,887.62	$ 111,304.00	$ 416.38	0%	100%	$ 110,887.62	$ 111,304.00	$ 416.38	01/01/17	11/31/2017	2/15/2017	04/17/17	2017	
0G003	BG REPL 4 BATTERY BANKS	91,725.65	$ 158,600.00	$ 66,874.35	42%	58%	$ 90,983.53	$ 158,600.00	$ 67,616.47	03/01/17	4/31/2017	5/17/2017	12/20/17	2017	
0G004	BG UNIT2 ASSEMBLY REPLACEMENTS	1,478,957.18	$ 2,500,000.00	$ 1,021,042.82	41%	59%	$ 1,478,957.18	$ 2,500,000.00	$ 1,021,042.82	01/01/17	11/31/2017	6/23/2017	10/26/17	2017	Condition of the machine was better than expected and the full scope did not need to be completed.
0K048	SMITH 6 TURB & GEN CTRL SYS UP	500,885.06	$ 491,176.00	$ (9,709.06)	-2%	102%	$ 557,232.31	$ 491,176.00	$ (66,056.31)	01/01/17	9/31/2017	9/13/2016	04/12/17	2017	
0K049	SMITH 7 TURB & GEN CTRL SYS UP	488,283.37	$ 484,869.00	$ (3,414.37)	-1%	101%	$ 508,679.30	$ 484,869.00	$ (23,810.30)	01/01/17	9/31/2017	9/13/2016	04/27/17	2017	
0K050	SMITH 4 GAS CONTROL VALVE	270,030.72	$ 279,181.00	$ 9,150.28	3%	97%	$ 274,636.97	$ 279,181.00	$ 4,544.03	01/01/17	05/31/17	2/1/2017	04/28/17	2017	
0K051	SMITH1-3 MEGADRIVE LCI CONTROL	628,918.28	$ 645,630.00	$ 16,711.72	3%	97%	$ 628,918.28	$ 645,630.00	$ 16,711.72	06/01/17	11/31/2017	2/15/2017	09/30/17	2017	
0K052	U9 BLADE ROW 3-5 REPL FOR HPC	361,686.17	$ -	$ (361,686.17)			$ 1,085,058.51	$ -	$ (1,085,058.51)			3/2/2017	04/14/17	2017	Unscheduled repair. Blades failed before the predicted end of life.
0S414	UNIT 1 CONDENSOR RETROFIT/REDE	168,025.42	$ 300,000.00	$ 131,974.58	44%	56%	$ 519,065.92	$ 450,000.00	$ (69,065.92)	01/01/13	12/31/19	1/30/2015	06/01/17	2017	
0S419	SPURLOCK_SITE DRAINAGE IMPROV	339,609.93	$ -	$ (339,609.93)			$ 13,126,963.92	$ 11,811,600.00	$ (1,315,363.92)	01/01/15	12/31/16	4/8/2015	12/31/16	2017	Project was advanced once CCR guidelines were established. Extra spending was needed for cathodic protection.
0S422	SPUR LANDFILL FINAL CAP W PH1	-	$ 425,000.00	$ 425,000.00	100%	0%	$ -	$ 425,000.00	$ 425,000.00	01/01/17	12/31/17	8/4/2015	08/20/17	2017	
0S424	SP PHYSICAL SITE SECURITY PH1	904,145.00	$ 1,376,000.00	$ 471,855.00	34%	66%	$ 3,986,699.93	$ 1,577,689.00	$ (2,409,010.93)	01/01/15	12/31/17	1/13/2016	10/19/19	2017	Plan was taken to Strategic Issues committee to ensure the new Security plan for Spurlock Station met the level desired. SI committee liked the approach and the construction began; however; was not able to re-budget for 2017 & 2018 with the new direction for phase 1.
0S426	SPUR2 PRECIPITATOR HOPPER RPL	15,467.57	$ 527,700.00	$ 512,232.43	97%	3%	$ 1,848,987.72	$ 1,055,400.00	$ (793,587.72)	01/01/16	12/31/17	1/14/2016	11/01/16	2017	Project was originally intended to be completed during two years but was able to be completed in a single year, with only small carryover costs occuring in 2017.

Project No.	Project Title/Description	Annual Actual Cost	Annual Original Budget	Variance In Dollars	Variance As Percent	Percent Of Budget	Total Actual Project Cost	Total Budget Project Cost	Variance In Dollars	Date Original Budget Start	Date Original Budget End	Date Actual Start	Date Actual End	Budget Year	Variance Explanation
0S428	ASH VACUUM LINES- 3-4, 1&2SCR	26,936.81	$ -	$ (26,936.81)			$ 280,400.81	$ 200,000.00	$ (80,400.81)	01/01/16	12/31/16	1/21/2016	12/31/16	2017	
0S431	SP04 SRD EXPANSION JOINT PROJ	(746.91)	$ -	$ 746.91			$ 1,946,532.17	$ 312,950.00	$ (1,633,582.17)	01/01/16	12/31/16	2/1/2016	06/01/16	2017	The original budget was based on a like kind replacement. Rather than continue to deal with the reliability and safety issues EKPC decided to pursue a better design. Research showed that a reliable design did not exist in the industry. Extra engineering costs were required to develop a solution for this application. The new design was significantly more costly to construct. The expansion joints have operated reliably since 2016.
0S432	SP03 SEALPOT SRD EXP JOINT UPG	(571.63)	$ -	$ 571.63			$ 1,948,926.23	$ 312,950.00	$ (1,635,976.23)	01/01/16	12/31/16	2/1/2016	06/01/16	2017	The original budget was based on a like kind replacement. Rather than continue to deal with the reliability and safety issues EKPC decided to pursue a better design. Research showed that a reliable design did not exist in the industry. Extra engineering costs were required to develop a solution for this application. The new design was significantly more costly to construct. The expansion joints have operated reliably since 2016.
0S433	DEF BULK STOR & FILLNG STATION	116,446.98	$ -	$ (116,446.98)			$ 203,855.98	$ 227,000.00	$ 23,144.02	01/01/16	12/31/16	2/2/2016	05/31/17	2017	
0S436	UNIT3 MOTOR CTRL CNTR RETROFIT	669,451.82	$ 305,660.00	$ (363,791.82)	-119%	219%	$ 1,243,021.41	$ 592,700.00	$ (650,321.41)	01/01/16	12/31/18	2/19/2016	03/31/19	2017	Additional scope was needed for more MCC buckets, DCS I/O, and fire protection.
0S445	SP02 INST ABSORBER SPRAY HEADS	1,956.11	$ 2,761,500.00	$ 2,759,543.89	100%	0%	$ 386,133.35	$ 11,760,600.00	$ 11,374,466.65	01/01/16	12/31/18	8/1/2016	12/06/20	2017	This project was competitively bid and budget price represented a sole source option to the OEM. Furthermore the project was completed in 2020.
0S446	LANDFILL AREA C PH#3 HAUL ROAD	3,388,250.86	$ 1,000,000.00	$ (2,388,250.86)	-239%	339%	$ 3,272,456.82	$ 1,000,000.00	$ (2,272,456.82)	03/01/17	07/30/17	9/26/2016	02/09/17	2017	Haul road project experienced a geotechnical slope failure, delaying the project and dramatically increasing cost to remediate geotechnical failure and reconstruct roadway.
0S447	UNIT 2 SCR ELEVATOR REPLACEMNT	412,846.35	$ 375,000.00	$ (37,846.35)	-10%	110%	$ 456,254.17	$ 375,000.00	$ (81,254.17)	01/01/17	12/31/17	11/7/2016	08/20/17	2017	
0S448	UNIT 3 BAGHOUSE CAGE REPL	494,191.94	$ 785,000.00	$ 290,808.06	37%	63%	$ 1,473,961.80	$ 785,000.00	$ (688,961.80)	01/01/17	6/31/2017	11/7/2016	05/20/17	2017	Materials were changed to provide much better life from what had been budgeted.
0S449	SPUR LS3&LS4 HOPPERS/PORT CONV	157,013.86	$ 435,000.00	$ 277,986.14	64%	36%	$ 179,076.86	$ 435,000.00	$ 255,923.14	01/01/17	12/31/17	12/5/2016	06/29/17	2017	
0S450	SP04 BATTERY BANK REPL	738.61	$ 262,000.00	$ 261,261.39	100%	0%	$ 348,122.20	$ 235,000.00	$ (113,122.20)	01/01/17	12/31/17	12/13/2016	04/15/18	2017	
0S451	SP03 BATTERY BANK REPL	171,339.79	$ 182,000.00	$ 10,660.21	6%	94%	$ 171,339.79	$ 182,000.00	$ 10,660.21	01/01/17	12/31/17	12/13/2016	05/15/17	2017	
0S452	BARGE UNLOADER NEW CAB	316,783.24	$ 258,000.00	$ (58,783.24)	-23%	123%	$ 306,142.06	$ 258,000.00	$ (48,142.06)	01/01/17	12/31/17	12/20/2016	11/14/17	2017	
0S453	UNIT2 STATOR & FIELD UPGRADE	8,730,219.77	$ -	$ (8,730,219.77)			$ 8,687,439.12	$ -	$ (8,687,439.12)			1/5/2017	12/31/17	2017	Generator condition caused the outage to be advanced and work done earlier than budgeted.
0S454	VACUUM TRUCK ASH TRF STATION	163,852.39	$ 1,070,000.00	$ 906,147.61	85%	15%	$ 2,350,114.02	$ 1,070,000.00	$ (1,280,114.02)	01/01/17	12/31/17	1/5/2017	02/08/19	2017	Project delayed in design phase.
0S456	SPUR 4_CONDENSER PERF MONITOR	201,676.13	$ 200,000.00	$ (1,676.13)	-1%	101%	$ 201,780.13	$ 200,000.00	$ (1,780.13)	01/01/17	12/31/17	2/13/2017	12/31/17	2017	
0S458	SP AMMONIA SECONDARY CONTAINMT	1,037,813.08	$ 885,000.00	$ (152,813.08)	-17%	117%	$ 1,050,779.86	$ 885,000.00	$ (165,779.86)	01/01/17	12/31/17	3/21/2017	01/19/18	2017	
0S459	SPUR 2 CATALYST_REPL TOP LAYER	837,888.64	$ 670,000.00	$ (167,888.64)	-25%	125%	$ 837,888.64	$ 670,000.00	$ (167,888.64)	01/01/17	12/31/17	3/21/2017	11/03/17	2017	
0S460	SP02 AIR HTR DEPOSIT CTRL SYS	339,880.78	$ 440,000.00	$ 100,119.22	23%	77%	$ 368,659.23	$ 440,000.00	$ 71,340.77	01/01/17	12/31/17	4/19/2017	12/31/17	2017	
0S461	SP2 COUTANT SLOPE REPLACEMENT	3,971,203.08	$ -	$ (3,971,203.08)			$ 3,965,894.95	$ -	$ (3,965,894.95)			5/1/2017	12/04/17	2017	This project was brought forward due to the equipment condition.
0S463	SPURLOCK COAL PILE RET POND #2	115,469.26	$ 1,612,500.00	$ 1,497,030.74	93%	7%	$ 490,601.12	$ 10,750,000.00	$ 10,259,398.88	01/01/17	12/31/19	6/1/2017		2017	Project entered the budget ahead of final CPCN and EKPC Board approval. Project has been executed to date under budget.

Project No.	Project Title/Description	Annual Actual Cost	Annual Original Budget	Variance In Dollars	Variance As Percent	Percent Of Budget	Total Actual Project Cost	Total Budget Project Cost	Variance In Dollars	Date Original Budget Start	Date Original Budget End	Date Actual Start	Date Actual End	Budget Year	Variance Explanation
0S464	SPURLOCK PLANT DRAIN SYSTEM	1,325,947.00	$ -	$ (1,325,947.00)			$ 1,624,615.78	$ 11,811,600.00	$ 10,186,984.22	01/01/15	12/31/16	6/13/2017	12/31/18	2017	Plant drain failures began occurring in late 2016. The drain system is critical for the operation of the units. The piping was 40 year old fiberglass and could not be cleaned without destroying it. The new drain system was installed on a budget exception in 2017 so that the units could continue to run reliably.
0S465	SP04 SILO DUST SUPPRESSION SYS	90,657.05	$ 118,320.00	$ 27,662.95	23%	77%	$ 99,165.25	$ 118,320.00	$ 19,154.75	01/01/17	12/31/17	6/13/2017	12/31/18	2017	
0S466	SP1&2 SILO DUST SUPPRESION SYS	130,312.43	$ 118,320.00	$ (11,992.43)	-10%	110%	$ 127,547.22	$ 118,320.00	$ (9,227.22)	01/01/17	12/31/17	6/13/2017	01/16/18	2017	
0S467	SPURLOCK 2 EFFICIENCY UPGRADE	2,631,653.33	$ -	$ (2,631,653.33)			$ 1,962,729.21	$ -	$ (1,962,729.21)			6/21/2017	12/04/17	2017	During the Fall 2017 Outage Spurlock 2 had a major turbine overhaul. The packing and seals in the high pressure and intermediate pressure sections of the turbine required replacing. In order to take full advantage of the turbine efficiency advanced technology Guardian packing and Vortex Shedder tip seals designed and manufactured by Mechanical Dynamics & Analysis were installed. The Guardian packing extends the seal efficiency life which helps to better maintain the unit heat rate between overhauls. The Vortex Shedder tip seals increase unit efficiency by reducing steam leakage over the rotating blade tips. This project was done as a budget exception.
0S468	SPURLOCK WELDING SHOP CRANE	60,296.69	$ 52,875.00	$ (7,421.69)	-14%	114%	$ 62,274.29	$ 52,875.00	$ (9,399.29)	01/01/17	12/31/17	7/14/2017	10/26/17	2017	
0S469	SPURLOCK 2 SCR SONIC HORNS	224,572.28	$ -	$ (224,572.28)			$ 224,529.33	$ -	$ (224,529.33)			8/4/2017	12/09/17	2017	
0S470	SPURLOCK 3 BAGHOUSE LINING	447,366.45	$ -	$ (447,366.45)			$ 4,596,029.48	$ 5,233,900.00	$ 637,870.52	04/01/17	04/24/20	10/13/2017	04/20/20	2017	The project was advanced due to the condition of the equipment.
0S471	SPURLOCK 4 BAGHOUSE LINING	117,014.94	$ -	$ (117,014.94)			$ 4,602,877.80	$ 5,326,700.00	$ 723,822.20	03/06/17	06/07/19	10/13/2017	11/01/20	2017	The project was advanced due to the condition of the equipment.
0S473	SP03 BOILER PIPE HANGER ACCESS	52,920.00	$ -	$ (52,920.00)			$ 432,439.56	$ 506,000.00	$ 73,560.44	04/01/18	12/31/18	11/17/2017	11/01/18	2017	
0S474	SPUR LF AREA D CONST_PONDS/STR	58,595.00	$ -	$ (58,595.00)			$ 6,077,173.64	$ 6,175,000.00	$ 97,826.36	02/01/18	11/12/21	11/29/2017		2017	
60732L	ELK MOUNTAIN IND LINE CONSTRUC	618.82	$ -	$ (618.82)			$ 208,611.71	$ 275,000.00	$ 66,388.29	01/01/15	12/31/18	10/3/2017	01/24/19	2017	
60732S	ELK MOUNTAIN IND SUB CONSTRUCT	10,856.87	$ 1,100,000.00	$ 1,089,143.13	99%	1%	$ 1,185,214.65	$ 1,542,000.00	$ 356,785.35	01/01/15	12/31/19	10/2/2017	01/24/19	2017	Delayed
71506-2017	Telecom Battery Replacement	182,536.08	$ 240,000.00	$ 57,463.92	24%	76%		184,989.38	$ 240,000.00	$ 55,010.62	01/01/17	12/31/17	6/5/2017	12/31/17	2017	
72593L	CONTOWN TAP LINE CONSTRUCTION	1,103.24	$ -	$ (1,103.24)			$ 100,875.95	$ 1,580,000.00	$ 1,479,124.05	01/01/18	12/31/19	5/25/2017	11/13/19	2017	Added
72593S	CONTOWN DIST SUB CONSTRUCTION	34,896.14	$ -	$ (34,896.14)			$ 1,536,185.32	$ 1,580,000.00	$ 43,814.68	01/01/18	12/31/19	5/25/2017	11/13/19	2017	Added
72694S	PEKIN PIKE SUB CONSTRUCTION	27,140.69	$ 250,000.00	$ 222,859.31	89%	11%	$ 60,204.62	$ 1,570,000.00	$ 1,509,795.38	01/01/17	12/31/20	2/2/2017		2017	Delayed
72694S	PEKIN PIKE SUB CONSTRUCTION	2,296.25	$ 250,000.00	$ 247,703.75	99%	1%	$ 3,546.34	$ 1,570,000.00	$ 1,566,453.66	01/01/17	12/31/20	2/2/2017		2017	Delayed
BATT-2017	Battery Bank Replacement	31,021.22	$ 230,000.00	$ 198,978.78	87%	13%		31,021.22	$ 230,000.00	$ 198,978.78	01/01/17	12/31/17	1/1/2017	12/31/17	2017	
REAKER-20	Circuit Breaker Replacements	606,832.76	$ 230,000.00	$ (376,832.76)	-164%	264%	$ 606,832.76	$ 230,000.00	$ (376,832.76)	01/01/17	12/31/17	1/1/2017	12/31/17	2017	
CAP-2017	Capacitor and SCADA Battery Replacements	416,443.57	$ 112,125.00	$ (304,318.57)	-271%	371%	$ 416,443.57	$ 112,125.00	$ (304,318.57)	01/01/17	12/31/17	1/1/2017	12/31/17	2017	
CCR	CCR/ELG SPURLOCK 1 & 2	2,474,396.79	$ 6,870,000.00	$ 4,395,603.21	64%	36%	$ 128,799,237.22	$ 264,370,056.00	$ 135,570,818.78			1/18/2016		2017	Project was originally budgeted to start earlier, however the project was pushed out for several years to perform CCR/ELG together.
POLE-2017	2017_POLE_CHANGEOUT	197,174.27	$ 230,000.00	$ 32,825.73	14%	86%	$ 197,174.27	$ 230,000.00	$ 32,825.73			1/1/2017	12/31/17	2017	
SLR01	SOLAR FACILITY CONSTRUCTION	16,619,890.51	$ 19,713,285.00	$ 3,093,394.49	16%	84%	$ 17,819,323.35	$ 19,713,285.00	$ 1,893,961.65	01/01/17	12/31/17	6/29/2016	11/12/17	2017	Solar Project was commissioned in 2017, however the permanent gravel cover was placed in 2018. The underspend on the project was due to unspent contingency.
	Remotely Controlled Motor Operated Switches	59,944.72	$ 57,500.00	$ (2,444.72)	-4%	104%	$ 59,944.72	$ 14,375.00	$ (45,569.72)	01/01/17	12/31/17	1/1/2017	12/31/17	2017	
	S&C Circuit Switcher Gas Target Assemblies	-	$ 46,000.00	$ 46,000.00	100%	0%	$ -	$ 46,000.00	$ 46,000.00	01/01/17	12/31/17	1/1/2017	12/31/17	2017	
	High Side Protective Fuse Upgrades	-	$ 46,000.00	$ 46,000.00	100%	0%	$ -	$ 46,000.00	$ 46,000.00	01/01/17	12/31/17	1/1/2017	12/31/17	2017	
	Circuit Breaker Monitors	-	$ 50,000.00	$ 50,000.00	100%	0%	$ -	$ 50,000.00	$ 50,000.00	01/01/17	12/31/17	1/1/2017	12/31/17	2017	

Project No.	Project Title/Description	Annual Actual Cost	Annual Original Budget	Variance In Dollars	Variance As Percent	Percent Of Budget	Total Actual Project Cost	Total Budget Project Cost	Variance In Dollars	Date Original Budget Start	Date Original Budget End	Date Actual Start	Date Actual End	Budget Year	Variance Explanation
	Kelman DGA Gas Monitors	98,811.05	$ 90,000.00	$ (8,811.05)	-10%	110%	$ 98,811.05	$ 90,000.00	$ (8,811.05)	01/01/17	12/31/17	1/1/2017	12/31/17	2017	
	Grid Sense (I-Grid) Power Quality Monitors	-	$ 100,000.00	$ 100,000.00	100%	0%	$ -	$ 100,000.00	$ 100,000.00	01/01/17	12/31/17	1/1/2017	12/31/17	2017	
	Vacuum Interrupters	-	$ 138,000.00	$ 138,000.00	100%	0%	$ -	$ 138,000.00	$ 138,000.00	01/01/17	12/31/17	1/1/2017	12/31/17	2017	
	Replace Set of 138 kV PTs	-	$ 165,600.00	$ 165,600.00	100%	0%	$ -	$ 165,600.00	$ 165,600.00	01/01/17	12/31/17	1/1/2017	12/31/17	2017	
	Upg/Replace Failed Regulators	770,170.03	$ 184,000.00	$ (586,170.03)	-319%	419%	$ 770,170.03	$ 184,000.00	$ (586,170.03)	01/01/17	12/31/17	1/1/2017	12/31/17	2017	Fewer than anticipated failures
	Distribution Feeder Additions	2,149.13	$ 230,000.00	$ 227,850.87	99%	1%	$ 2,149.13	$ 230,000.00	$ 227,850.87	01/01/17	12/31/17	1/1/2017	12/31/17	2017	
	Switch and Switch Pole Replacements	-	$ 241,500.00	$ 241,500.00	100%	0%	$ -	$ 241,500.00	$ 241,500.00	01/01/17	12/31/17	1/1/2017	12/31/17	2017	
	S&C Circuit Switcher Pole Replacements	-	$ 248,400.00	$ 248,400.00	100%	0%	$ -	$ 248,400.00	$ 248,400.00	01/01/17	12/31/17	1/1/2017	12/31/17	2017	
	Replace OCRs	415,638.39	$ 322,000.00	$ (93,638.39)	-29%	129%	$ 415,638.39	$ 415,638.39	$ -	01/01/17	12/31/17	1/1/2017	12/31/17	2017	
	Replace Failed Distribution Transformers	1,072,660.76	$ 3,650,000.00	$ 2,577,339.24	71%	29%	$ 1,072,660.76	$ 1,255,500.00	$ 182,839.24	01/01/17	12/31/18	1/1/2016	12/31/16	2017	Fewer than anticipated failures
12575	PLUMVILLE CIRCUIT SWITCH ADD/C	(1,364.46)	$ -	$ 1,364.46			$ 1,120,854.66	$ 1,070,000.00	$ (50,854.66)	01/01/16	12/31/16	2/4/2015	12/09/16	2018	
12616	SPURLOCK_COMPLIANCE UPGRADES	218.21	$ -	$ (218.21)			$ 213,625.78	$ -	$ (213,625.78)			5/28/2015	03/22/17	2018	
12635	ARKLAND TAP 69 KV HI-TEMP UPGR	1,095.92	$ -	$ (1,095.92)			$ 2,191.84	$ 120,000.00	$ 117,808.16	01/01/16	12/31/16	7/1/2015	01/19/17	2018	
12645	RED BUSH-THELMA 69kV Line Rbld	206.35	$ -	$ (206.35)			$ 9,119.26	$ -	$ (9,119.26)			7/14/2015	12/31/16	2018	
12656	BAKER-HOLLOWAY JCT RECONDUCTOR	7,932.84	$ -	$ (7,932.84)			$ 487,733.14	$ 530,000.00	$ 42,266.86	01/01/17	12/31/17	7/31/2015	04/13/17	2018	
12695	RUSSELL COUNTY HIGHWAY RELOC	(42,429.26)	$ -	$ 42,429.26			$ 6,586.84	$ -	$ (6,586.84)			11/20/2015		2018	
12699	RENAKER SWYD-TOWR OPGW INSTALL	700.00	$ -	$ (700.00)			$ 99,174.87	$ -	$ (99,174.87)			9/3/2015	09/15/17	2018	
12748	GRFFN JCT- GRFFN HIGH TEMP UPG	49.01	$ -	$ (49.01)			$ 21,809.48	$ 100,000.00	$ 78,190.52	01/01/17	12/31/17	3/1/2016	04/15/17	2018	
12770	RED BUSH- THELMA LINE RELOC	39,230.39	$ 65,000.00	$ 25,769.61	40%	60%	$ 204,192.94	$ 135,000.00	$ (69,192.94)	01/01/17	12/31/19	4/7/2016	08/06/20	2018	
12771	BULLITT COUNTY TRANSFORMER UPG	48,619.76	$ 80,000.00	$ 31,380.24	39%	61%	$ 1,226,942.71	$ 1,410,000.00	$ 183,057.29	01/01/15	12/31/17	4/7/2016	11/16/17	2018	
12797	W BRDSTWN JCT- W BRDSTWN RBLD	38,072.53	$ -	$ (38,072.53)			$ 1,748,362.42	$ 1,860,000.00	$ 111,637.58	01/01/17	12/31/17	5/5/2016	08/23/17	2018	
12803	DALE-HUNT RETIRE 69KV LINE	(29,893.35)	$ 600,000.00	$ 629,893.35	105%	-5%	$ 1,254,161.96	$ 100,000.00	$ (1,154,161.96)	01/01/19	12/31/20	11/22/2019	11/22/19	2018	Delayed & Scope Change. EKPC decided to retire the line and do the 138-69 kV substation instead of the line rebuild. The line rebuild was included in the 2017 budget.
12804	HOPE-HILLSBORO 69KV REBUILD	1,435,453.16	$ 3,188,500.00	$ 1,753,046.84	55%	45%	$ 3,839,389.19	$ 7,879,000.00	$ 4,039,610.81	01/01/18	05/30/21	5/24/2016	11/04/20	2018	Estimate Error - Work start was delayed.
12805	NELSON CO-ETOWN 69KV REBUILD	2,593,898.13	$ 2,096,450.00	$ (497,448.13)	-24%	124%	$ 2,982,203.97	$ 4,818,000.00	$ 1,835,796.03	01/01/17	12/31/19	5/24/2016		2018	Estimate Error
12806	STEPHENSBURG-HDGNVILLE REBUILD	1,028,829.30	$ 3,460,100.00	$ 2,431,270.70	70%	30%	$ 5,082,325.58	$ 7,144,000.00	$ 2,061,674.42	01/01/18	12/31/19	5/24/2016	11/14/19	2018	Estimate Error - Work start was delayed.
12810	W GARRARD REPL SERVICE PT	101.87	$ -	$ (101.87)			$ 182,693.74	$ 175,000.00	$ (7,693.74)	01/01/17	12/31/17	6/10/2016	09/06/17	2018	
12813	COOPER CONTROL BLDG REPLACE	28,556.41	$ -	$ (28,556.41)			$ 1,809,228.13	$ 1,000,000.00	$ (809,228.13)	01/01/17	12/31/17	6/28/2016	11/15/19	2018	Carryover
12814	FALCON REBLD/TIE LINE/ BUS DIF	(6,997.80)	$ -	$ 6,997.80			$ 349,307.52	$ 550,000.00	$ 200,692.48	01/01/17	12/31/17	6/28/2016	10/18/17	2018	
12815	HUNT FARM JCT-S. ANDERSON OPGW	(10,350.15)	$ -	$ 10,350.15			$ 93,926.45	$ 780,000.00	$ 686,073.55	01/01/15	12/31/17	6/28/2016	12/15/17	2018	Carryover
12816	SPURLOCK- FLEMINGSBURG REROUTE	9,892.94	$ -	$ (9,892.94)			$ 778,625.84	$ 760,000.00	$ (18,625.84)	01/01/19	12/31/19	6/28/2016	04/17/19	2018	
12826	HQ OFC REBLD FOR HQ SOLAR FAC	(1,520.97)	$ -	$ 1,520.97			$ 1,128,715.58	$ 810,000.00	$ (318,715.58)	01/01/17	12/31/17	7/27/2016	09/16/17	2018	
12863	KU LYNCH-OVEN FORK STR REP/REC	59,744.31	$ -	$ (59,744.31)			$ 618,817.70	$ 590,000.00	$ (28,817.70)	01/01/17	12/31/17	10/17/2016	11/04/17	2018	
12876	BLUEGRASS INSTALL CEMS	10,084.27	$ -	$ (10,084.27)			$ 188,779.67	$ -	$ (188,779.67)			11/17/2016	11/30/17	2018	
12880	W BARDSTOWN SUBSTATION REBUILD	(9,156.19)	$ -	$ 9,156.19			$ 1,053,749.87	$ 1,140,000.00	$ 86,250.13	01/01/17	12/31/17	11/29/2016	11/28/17	2018	
12907	COOPER COMM BLDG REPL	6,783.59	$ -	$ (6,783.59)			$ 381,248.86	$ 450,000.00	$ 68,751.14	01/01/17	12/31/17	1/9/2017	11/11/17	2018	
12908	SOLAR PROJ TRANS LINE WORK	11,318.95	$ -	$ (11,318.95)			$ 825,605.34	$ -	$ (825,605.34)			1/11/2017	09/16/17	2018	Costs included in the SLR01 project. The transmission work was included in the budget for that project.
12926	RENAKER TWR_REPL COMM BLDG	138.45	$ -	$ (138.45)			$ 268,571.15	$ 450,000.00	$ 181,428.85	01/01/17	12/31/17	2/20/2017	09/10/17	2018	
12927	FAWKES 138KV BUS DIFF PANEL R	(798.91)	$ -	$ 798.91			$ 79,679.79	$ -	$ (79,679.79)	01/01/20	12/31/20	2/23/2017	11/28/18	2018	
12929	COOPER 69 kV STATION UPGRADE	(11,297.16)	$ -	$ 11,297.16			$ 106,885.86	$ -	$ (106,885.86)			2/24/2017	11/17/17	2018	
12930	AVON BUS RECONFIGURATION	1,931,424.03	$ 1,180,000.00	$ (751,424.03)	-64%	164%	$ 2,171,153.59	$ 1,930,000.00	$ (241,153.59)	01/01/17	12/31/19	2/24/2017	11/16/18	2018	Scope Change/The increased estimate is due to the additional scope identified at the site survey.
12931	SULPHUR CRK SUBSTATION REBUILD	59,242.57	$ -	$ (59,242.57)			$ 815,036.48	$ 600,000.00	$ (215,036.48)	01/01/17	12/31/17	2/24/2017	08/16/17	2018	
12936	BOONE BREAKER ADD & DIFF RELAY	362,451.67	$ 200,000.00	$ (162,451.67)	-81%	181%	$ 459,645.92	$ 210,000.00	$ (249,645.92)	01/01/16	12/31/18	3/27/2017	03/29/18	2018	
12939	CAVE CITY_SUB MODIFICATION	10,899.94	$ 167,500.00	$ 156,600.06	93%	7%	$ 166,958.02	$ 247,500.00	$ 80,541.98	01/01/17	12/31/18	4/3/2017	04/19/19	2018	
12940	MCKINNEYS CR SUB UPGRD	13,017.03	$ 1,190,000.00	$ 1,176,982.97	99%	1%	$ 116,108.54	$ 1,200,000.00	$ 1,083,891.46	01/01/16	03/01/21	4/3/2017		2018	Cancelled
12941	SUMMERSVILLE SUB REBUILD	98,876.90	$ 1,080,000.00	$ 981,123.10	91%	9%	$ 1,397,694.67	$ 1,200,000.00	$ (197,694.67)	01/01/17	12/31/19	4/3/2017	11/20/19	2018	Delayed
12942	THELMA BRKR ADDTN & RELAY	(16,668.37)	$ -	$ 16,668.37			$ 380,742.85	$ 355,000.00	$ (25,742.85)	01/01/17	12/31/17	4/3/2017	12/07/17	2018	
12952	SUMMERSHADE 161kV STN & CTRL B	19,130.99	$ 1,350,000.00	$ 1,330,869.01	99%	1%	$ 2,503,220.21	$ 1,500,000.00	$ (1,003,220.21)	01/01/18	12/31/18	5/15/2017	09/24/20	2018	Delayed
12968	TWO-WAY RADIO SYSTEM REPL	15,687.52	$ 3,260,000.00	$ 3,244,312.48	100%	0%	$ 827,581.51	$ 3,400,000.00	$ 2,572,418.49	01/01/18	12/31/18	6/7/2017	05/31/18	2018	Delayed

Project No.	Project Title/Description	Annual Actual Cost	Annual Original Budget	Variance In Dollars	Variance As Percent	Percent Of Budget	Total Actual Project Cost	Total Budget Project Cost	Variance In Dollars	Date Original Budget Start	Date Original Budget End	Date Actual Start	Date Actual End	Budget Year	Variance Explanation
12978	HOPE SUBSTATION REBUILD	1,569,975.15	$ 1,665,000.00	$ 95,024.85	6%	94%	$ 1,789,003.14	$ 1,700,000.00	$ (89,003.14)	01/01/18	12/31/18	6/29/2017	02/04/19	2018	
12979	MILE LANE SUB REBUILD & UPGR	1,197,577.89	$ 1,365,000.00	$ 167,422.11	12%	88%	$ 1,268,538.84	$ 1,400,000.00	$ 131,461.16	01/01/18	12/31/19	6/29/2017	12/17/18	2018	
12980	MONTICELLO SUBSTATION REBUILD	59,788.37	$ 510,000.00	$ 450,211.63	88%	12%	$ 205,423.63	$ 1,700,000.00	$ 1,494,576.37	01/01/18	12/31/21	6/29/2017	10/16/20	2018	Delayed
12981	SPURLOCK-STUART 345 kV REBUILD	1,316,902.16	$ 1,330,000.00	$ 13,097.84	1%	99%	$ 1,320,966.64	$ 1,400,000.00	$ 79,033.36	01/01/18	12/31/18	6/29/2017	10/16/18	2018	
12982	L&N RTU REPLACEMENTS	535,517.74	$ 546,500.00	$ 10,982.26	2%	98%	$ 1,498,215.49	$ 1,500,000.00	$ 1,784.51	01/01/17	12/31/19	7/6/2017	02/10/20	2018	
12987	POWELL COUNTY CONTRL BLDG REPL	969,611.94	$ -	$ (969,611.94)			$ 1,136,510.32	$ 990,000.00	$ (146,510.32)	01/01/19	12/31/19	7/27/2017	03/20/19	2018	Added
12998	JELLICO CREEK TAP HWY RELOC	(359.26)	$ -	$ 359.26			$ -	$ -	$ -			8/23/2017		2018	
13010	JACKSON_CO KY 30 RELOCATION	64,797.22	$ -	$ (64,797.22)			$ 169,742.44	$ -	$ (169,742.44)			9/29/2017		2018	
13014	PINE KNOT-WHITLEY CITY RECOND	(6,827.33)	$ -	$ 6,827.33			$ 13,275.00	$ -	$ (13,275.00)			10/13/2017	12/13/17	2018	
13017	CAMPBELLSBURG TAP REBUILD	(2,171.85)	$ -	$ 2,171.85			$ 52,744.83	$ -	$ (52,744.83)			11/20/2017	12/12/17	2018	
13028	RENAKER DATA1&2 LEASE LINE REP	108,820.57	$ 316,500.00	$ 207,679.43	66%	34%	$ 108,820.57	$ 316,500.00	$ 207,679.43	01/01/18	12/31/18	11/22/2017	11/30/18	2018	
13029	LAUREL CO DATA2 LEASE LINE REP	266,612.97	$ 316,500.00	$ 49,887.03	16%	84%	$ 276,803.41	$ 316,500.00	$ 39,696.59	01/01/18	12/31/18	11/22/2017	11/30/18	2018	
13031	AVON-DALE-SMITH REPLACE OPGW	8,910.78	$ -	$ (8,910.78)			$ 1,038,172.51	$ 1,600,000.00	$ 561,827.49	01/01/19	12/31/19	12/6/2017	11/04/19	2018	Added
13032	BEAM REPL TRANSFORMER	582.80	$ 250,000.00	$ 249,417.20	100%	0%	$ 16,877.33	$ 250,000.00	$ 233,122.67	01/01/18	12/31/18	12/8/2017	12/08/17	2018	
13042	STANTON COM BLDG REPLACEMENT	415,194.32	$ 380,000.00	$ (35,194.32)	-9%	109%	$ 415,194.32	$ 380,000.00	$ (35,194.32)	01/01/18	12/31/18	12/18/2017	10/17/18	2018	
13043	TYNER COM BUILDING REPLACEMENT	449,036.19	$ 415,000.00	$ (34,036.19)	-8%	108%	$ 446,344.30	$ 415,000.00	$ (31,344.30)	01/01/18	12/31/18	12/18/2017	12/18/18	2018	
13045	LEBANONJCT METERING REPL	57,031.27	$ -	$ (57,031.27)			$ 57,031.27	$ -	$ (57,031.27)			1/2/2018	01/05/18	2018	
13055	TYNER Key Int Removal & CS Add	1,468.19	$ -	$ (1,468.19)			$ 460,420.41	$ 500,000.00	$ 39,579.59	01/01/19	12/31/19	2/1/2018	12/10/19	2018	
13056	LONG BRANCH RD HWY RELOCATION	19.83	$ -	$ (19.83)			$ 75,195.21	$ -	$ (75,195.21)			2/1/2018		2018	
13059	WOOD POLE REPLACEMENT	1,073,650.35	$ 2,000,000.00	$ 926,349.65	46%	54%	$ 1,315,890.98	$ 2,000,000.00	$ 684,109.02	01/01/18	12/31/18	2/12/2018		2018	Delayed - Work start was delayed due to steel pole delivery delay.
13064	SPURLOCK NEW WAREHOUSE	1,483,262.30	$ 3,037,500.00	$ 1,554,237.70	51%	49%	$ 4,598,037.04	$ 7,087,500.00	$ 2,489,462.96	01/01/18	12/31/19	2/14/2018	09/01/19	2018	Estimate Error
13066	LEBANONJCT REPL TAP SWITCHES	122,941.72	$ -	$ (122,941.72)			$ 122,941.72	$ -	$ (122,941.72)			2/1/2018	06/28/18	2018	
13086	FLOYD SUBSTATION REBUILD	48,412.57	$ -	$ (48,412.57)			$ 1,223,788.03	$ 1,375,000.00	$ 151,211.97	01/01/19	12/31/19	3/1/2018	11/04/19	2018	
13087	GOODNIGHT REPLACE FENCE	44,536.63	$ -	$ (44,536.63)			$ 44,536.63	$ -	$ (44,536.63)			3/1/2018	07/31/18	2018	
13091	HQTR_MLLRBRG US68 HWY RELO	-	$ -	$ -			$ -	$ -	$ -			4/11/2018		2018	
13102	SUBSTATION FIREWALL INSTALL	-	$ 100,000.00	$ 100,000.00	100%	0%	$ -	$ 300,000.00	$ 300,000.00	01/01/18	12/31/19	4/30/2018		2018	
13103	COOPER REF PROTECTION INSTALL	64,147.76	$ -	$ (64,147.76)			$ 110,628.55	$ -	$ (110,628.55)			4/30/2018	05/10/19	2018	
13108	GLDBG-WHTLY CITY 69KV REBUILD	22,991.22	$ -	$ (22,991.22)			$ 218,016.10	$ -	$ (218,016.10)			5/24/2018		2018	
13109	BOONE_CO-WMSTOWN RECONDUCTOR	20,226.05	$ -	$ (20,226.05)			$ 20,658.56	$ -	$ (20,658.56)	01/01/21	12/31/21	5/24/2018		2018	
13118	HQ SANITARY SEWER SYS UPGRADES	272,795.03	$ -	$ (272,795.03)			$ 247,192.06	$ -	$ (247,192.06)			6/13/2018	09/30/19	2018	
13121	DRAWING MANAGEMENT SYSTEM	341,689.94	$ 99,070.00	$ (242,619.94)	-245%	345%	$ 420,693.01	$ 99,070.00	$ (321,623.01)	01/01/18	12/31/18	6/14/2018	11/20/18	2018	
13124	CAMPBELLSBRG INSTALL FENCING	30,343.43	$ -	$ (30,343.43)			$ 30,494.63	$ -	$ (30,494.63)			6/26/2018	12/31/18	2018	
13125	SOUTH FORK DIST SUB REBUILD	26,844.48	$ -	$ (26,844.48)			$ 23,352.27	$ 2,000,000.00	$ 1,976,647.73			6/27/2018		2018	Added
13142	WINCHESTER SHED ENCL BUILDOUT	75,346.82	$ -	$ (75,346.82)			$ 77,791.70	$ -	$ (77,791.70)			9/6/2018	03/01/19	2018	
13143	WINCHESTER LAYDOWN YARD	-	$ 550,000.00	$ 550,000.00	100%	0%	$ -	$ 550,000.00	$ 550,000.00	01/01/18	12/31/18	9/6/2018		2018	Cancelled
13147	MILLER-HUNT INSTALL FENCING	75,081.30	$ -	$ (75,081.30)			$ 75,081.30	$ -	$ (75,081.30)			9/11/2018	12/31/18	2018	
13156	ROCKHOLDS DIST SUB REBUILD	875.91	$ -	$ (875.91)			$ 9,327.60	$ -	$ (9,327.60)	11/01/21	12/31/21	9/27/2018		2018	
13175	SPURLOCKSTA 138KV UPGRADE	1,109,213.66	$ -	$ (1,109,213.66)			$ 1,109,213.66	$ -	$ (1,109,213.66)			11/28/2018	04/10/20	2018	Added
20050	VEECHDALE SUB ADDL SITE ACQ	396,398.48	$ -	$ (396,398.48)			$ 1,108,141.15	$ 1,050,000.00	$ (58,141.15)			12/22/2015	01/21/20	2018	This is to acquire the property for the road to Veechdale.
20053	GRANTS LCK_BANK LCK_ADDTL R/W	2,114.80	$ -	$ (2,114.80)			$ 20,620.00	$ -	$ (20,620.00)			5/24/2017	01/12/18	2018	
21934	MARION CO TRANS SUB INSTALL	5,290.25	$ 150,000.00	$ 144,709.75	96%	4%	$ 85,219.99	$ 150,000.00	$ 64,780.01	01/01/17	12/31/17	5/25/2017	12/12/17	2018	
21942	PLUMMERS LANDING CAP BANK	26,605.05	$ 5,000.00	$ (21,605.05)	-432%	532%	$ 271,914.32	$ 350,000.00	$ 78,085.68	01/01/18	12/31/18	6/5/2017	01/05/18	2018	
21950	GODDARD-SKAGGS-MAZIE OPGW	(1,923.52)	$ -	$ 1,923.52			$ 60,679.11	$ 3,700,000.00	$ 3,639,320.89	01/01/19	12/31/21	9/7/2017		2018	Added
21953	DENNY- WAYNE STRUCTURE & OPGW	223,462.56	$ 435,400.00	$ 211,937.44	49%	51%	$ 1,999,833.88	$ 2,177,000.00	$ 177,166.12	01/01/18	12/31/19	9/7/2017	01/06/21	2018	
21955	FAWKES- W BEREA- 3 LINKS OPGW	822.53	$ -	$ (822.53)			$ 25,647.53	$ 907,440.00	$ 881,792.47	01/01/15	12/31/21	9/7/2017		2018	Added
21963	FAULT IND RELAY SPUR-N CLARK	31,732.88	$ -	$ (31,732.88)			$ 31,732.88	$ -	$ (31,732.88)			12/6/2017	09/03/18	2018	
21978	AVON BATTERY BLDG INSTALLATION	422,510.73	$ -	$ (422,510.73)			$ 482,879.79	$ 770,000.00	$ 287,120.21	01/01/19	12/31/19	3/1/2018	10/10/18	2018	
21980	NO_LONDON & GODDARD BRKR FAIL SCHEME ADI	4,902.40	$ -	$ (4,902.40)			$ 7,401.11	$ -	$ (7,401.11)			3/19/2018		2018	
22002	PINE MTN SUB CONSTRUCTION	588,829.74	$ -	$ (588,829.74)			$ 627,250.09	$ -	$ (627,250.09)			10/3/2018	02/14/19	2018	Added
72551	BEATTYVILLE-OAKDALE TAP ENG	4,583,122.63	$ 4,717,800.00	$ 134,677.37	3%	97%	$ 6,419,593.47	$ 6,920,000.00	$ 500,406.53	01/01/16	12/31/18	5/27/2015	12/08/18	2018	
72600	LEON-AIRPRT RD-NEWFNDLND-MAZIE RBLD	2,071,383.31	$ 2,320,000.00	$ 248,616.69	11%	89%	$ 5,237,116.41	$ 9,400,000.00	$ 4,162,883.59	01/01/17	12/31/20	5/24/2016	10/13/20	2018	Estimate Error
72692	DIGITAL FAULT RECORDER	2,947.03	$ -	$ (2,947.03)			$ 61,335.25	$ 300,000.00	$ 238,664.75	01/01/17	12/31/20	5/24/2016	10/13/20	2018	

Project No.	Project Title/Description	Annual Actual Cost	Annual Original Budget	Variance In Dollars	Variance As Percent	Percent Of Budget	Total Actual Project Cost	Total Budget Project Cost	Variance In Dollars	Date Original Budget Start	Date Original Budget End	Date Actual Start	Date Actual End	Budget Year	Variance Explanation
72695	FOXHOLLJCT-FOX HOLLOW LN CNST	582,534.31	$ 100,000.00	$ (482,534.31)	-483%	583%	$ 810,721.07	$ 1,250,000.00	$ 439,278.93	01/01/18	12/31/21	11/19/2018		2018	
72714	DAVIT ARM REPL PROG Phase 1/ Phase 2	472,826.15	$ 982,500.00	$ 509,673.85	52%	48%	$ 479,777.48	$ 2,165,000.00	$ 1,685,222.52	01/01/18	12/31/18	12/12/2017	05/18/18	2018	Scope Change - We could not capitalize all of this cost.
72717	NO_LONDON & GODDARD BRKR FAIL SCHEME ADI	36,588.47	$ 40,000.00	$ 3,411.53	9%	91%	$ 47,343.00	$ 40,000.00	$ (7,343.00)	01/01/18	12/31/18	3/19/2018		2018	
80001	BLUEGRASS PARKWAY #2 SUB CONST	560.71	$ -	$ (560.71)			$ 882,212.09	$ -	$ (882,212.09)			4/1/2016	11/22/16	2018	Carryover
80003	DUNCANNON LN SUBSTATION CONST	14,908.07	$ 849,000.00	$ 834,091.93	98%	2%	$ 1,323,467.95	$ 1,250,000.00	$ (73,467.95)	01/01/17	12/31/20	12/20/2016	01/10/20	2018	Delayed
80004	DUNCANNON LN LINE CONST	3,702.25	$ 820,000.00	$ 816,297.75	100%	0%	$ 724,370.58	$ 920,000.00	$ 195,629.42	01/01/17	12/31/18	12/20/2016	01/10/20	2018	Load addition was delayed, so work on this project was delayed until firm confirmation of the load addition.
0B420	U1 DCS SERVER BACKUP	65,169.15	$ 45,500.00	$ (19,669.15)	-43%	143%	$ 65,169.15	$ 45,500.00	$ (19,669.15)	01/01/18	09/30/18	12/11/2017	09/17/18	2018	
0B421	U2 DCS SERVER BACKUP	65,299.14	$ 45,500.00	$ (19,799.14)	-44%	144%	$ 65,299.14	$ 45,500.00	$ (19,799.14)	01/01/18	09/30/18	12/11/2017	09/17/18	2018	
0B423	COOPER DEMOLISH MECH HOPPER	-	$ 136,500.00	$ 136,500.00	100%	0%	$ -	$ 136,500.00	$ 136,500.00	04/01/18	07/30/18	12/20/2017	06/12/18	2018	Removal project- cost in RWIP, not CWIP, budgeted in CWIP
0B424	COOPER INLET HOPPER VALVES	359,709.11	$ 394,000.00	$ 34,290.89	9%	91%	$ 359,709.11	$ 394,000.00	$ 34,290.89	04/01/18	06/30/18	1/11/2018	06/12/18	2018	
0B425	CP2 PITOT TUBE PURGE SYSTEM	344,306.37	$ 152,000.00	$ (192,306.37)	-127%	227%	$ 344,306.37	$ 152,000.00	$ (192,306.37)	01/01/18	04/30/18	1/23/2018	06/12/18	2018	
0B426	FGD BLDG EMERGENCY NOTIF SYS	97,966.54	$ 99,787.00	$ 1,820.46	2%	98%	$ 109,796.55	$ 99,787.00	$ (10,009.55)	05/01/18	07/30/18	1/30/2018	04/02/19	2018	
0G006	CO2 FIRE PROT COLLECTOR BEARNG	-	$ 149,340.00	$ 149,340.00	100%	0%	$ 256,206.61	$ 149,340.00	$ (106,866.61)	08/01/18	10/30/18	1/19/2018	06/25/19	2018	
0G007	BLUEGRASS DUAL FUEL ADDITION	2,510,556.28	$ 2,247,434.00	$ (263,122.28)	-12%	112%	$ 26,595,542.04	$ 62,800,000.00	$ 36,204,457.96	01/01/17	12/30/20	3/28/2018	12/31/20	2018	Contract timing was different than budgeted. This project had major project spend after 2019 and it not shown in the actuals.
0G008	BG CNTRL RM POWER UPS REPL	13,938.27	$ -	$ (13,938.27)			$ 13,938.27	$ -	$ (13,938.27)			7/27/2018	01/22/19	2018	
0G009	BG U1 HOT GAS PATH INSPECTION	377,499.78	$ -	$ (377,499.78)			$ 704,436.69	$ -	$ (704,436.69)			10/11/2018	12/09/20	2018	This project was combined with BG Dual Fuel project to reduce cost and outage impacts. TMS Adder Scope items were determined to be advisable to include and were added to the project. Parts reservation fees for these obligations were stipulated in the contract milestone payment schedule.
0G010	BG U2 HOT GAS PATH INSPECTION	377,499.78	$ -	$ (377,499.78)			$ 681,894.92	$ -	$ (681,894.92)			10/11/2018	11/18/20	2018	This project was combined with BG Dual Fuel project to reduce cost and outage impacts. TMS Adder Scope items were determined to be advisable to include and were added to the project. Parts reservation fees for these obligations were stipulated in the contract milestone payment schedule.
0G011	BG U3 HOT GAS PATH INSPECTION	377,500.78	$ -	$ (377,500.78)			$ 689,801.72	$ -	$ (689,801.72)			10/11/2018	10/23/20	2018	This project was combined with BG Dual Fuel project to reduce cost and outage impacts. TMS Adder Scope items were determined to be advisable to include and were added to the project. Parts reservation fees for these obligations were stipulated in the contract milestone payment schedule.
0G012	BLUEGRASS ADD'L LAND PURCHASE	2,350.00	$ -	$ (2,350.00)			$ 39,944.50	$ -	$ (39,944.50)			11/27/2018	03/15/19	2018	
0K053	SMITH U1 ABB CONTROLS REPL	302,621.52	$ 322,466.00	$ 19,844.48	6%	94%	$ 313,157.85	$ 322,466.00	$ 9,308.15	01/01/18	10/30/18	1/11/2018	11/02/18	2018	
0K054	SMITH U2 ABB CONTROLS REPL	316,911.97	$ 332,667.00	$ 15,755.03	5%	95%	$ 327,448.30	$ 332,667.00	$ 5,218.70	01/01/18	10/30/18	1/11/2018	10/24/18	2018	
0K055	SMITH U3 ABB CONTROLS REPL	369,766.43	$ 342,667.00	$ (27,099.43)	-8%	108%	$ 380,302.76	$ 342,667.00	$ (37,635.76)	01/01/18	10/30/18	1/11/2018	11/29/18	2018	
0K056	SMITH U4-7 7EA SIMULATOR	117,500.00	$ 159,600.00	$ 42,100.00	26%	74%	$ 117,500.00	$ 159,600.00	$ 42,100.00	01/01/18	04/30/18	2/27/2018	11/30/18	2018	
0S414	UNIT 1 CONDENSOR RETROFIT/REDE	83,953.00	$ 150,000.00	$ 66,047.00	44%	56%	$ 519,065.92	$ 450,000.00	$ (69,065.92)	01/01/18	12/31/18	1/30/2015	06/01/17	2018	
0S419	SPURLOCK_SITE DRAINAGE IMPROV	18,340.00	$ -	$ (18,340.00)			$ 13,126,963.92	$ 11,811,600.00	$ (1,315,363.92)	01/01/15	12/31/16	4/8/2015	12/31/16	2018	Project was advanced once CCR guidelines were established. Extra spending was needed for cathodic protection.

Project No.	Project Title/Description	Annual Actual Cost	Annual Original Budget	Variance In Dollars	Variance As Percent	Percent Of Budget	Total Actual Project Cost	Total Budget Project Cost	Variance In Dollars	Date Original Budget Start	Date Original Budget End	Date Actual Start	Date Actual End	Budget Year	Variance Explanation
0S424	SP PHYSICAL SITE SECURITY PH1	2,129,096.50	$ -	$ (2,129,096.50)			$ 3,986,699.93	$ 1,577,689.00	$ (2,409,010.93)	01/01/15	12/31/17	1/13/2016	10/19/19	2018	New direction from SI committee occurred after the budget cycle and the budget for 2018 was not able to be changed to reflect the new path forward.
0S429	UNIT 2 AIR HEATER BASKET REPL	280,000.00	$ -	$ (280,000.00)			$ 2,459,591.10	$ 736,000.00	$ (1,723,591.10)	01/01/16	12/31/16	1/21/2016	11/01/16	2018	Scope was increased due to condition, replaced hot end backets as well.
0S436	UNIT3 MOTOR CTRL CNTR RETROFIT	300,277.87	$ 239,067.00	$ (61,210.87)	-26%	126%	$ 1,243,021.41	$ 1,297,472.00	$ 54,450.59	01/01/15	12/31/21	2/19/2016	03/31/19	2018	
0S445	SP02 INST ABSORBER SPRAY HEADS	111,373.96	$ -	$ (111,373.96)			$ 386,133.35	$ 11,760,600.00	$ 11,374,466.65	01/01/16	12/31/18	8/1/2016	12/06/20	2018	The substantial spend was in 2020, after the window for this data.
0S446	LANDFILL AREA C PH#3 HAUL ROAD	(202,797.79)	$ -	$ 202,797.79			$ 3,272,456.82	$ 1,000,000.00	$ (2,272,456.82)	03/01/17	07/30/17	9/26/2016	02/09/17	2018	The carryover spend in 2018 was liquidated damages related to the failure of the road.
0S447	UNIT 2 SCR ELEVATOR REPLACEMNT	42,792.00	$ -	$ (42,792.00)			$ 456,254.17	$ 375,000.00	$ (81,254.17)	01/01/17	12/31/17	11/7/2016	08/20/17	2018	
0S449	SPUR LS3&LS4 HOPPERS/PORT CONV	22,063.00	$ -	$ (22,063.00)			$ 179,076.86	$ 435,000.00	$ 255,923.14	01/01/17	12/31/17	12/5/2016	06/29/17	2018	
0S450	SP04 BATTERY BANK REPL	338,795.53	$ 232,000.00	$ (106,795.53)	-46%	146%	$ 348,122.20	$ 262,000.00	$ (86,122.20)	01/01/18	12/31/18	12/13/2016	04/15/18	2018	
0S452	BARGE UNLOADER NEW CAB	(10,641.18)	$ -	$ 10,641.18			$ 306,142.06	$ 258,000.00	$ (48,142.06)	01/01/17	12/31/17	12/20/2016	11/14/17	2018	
0S453	UNIT2 STATOR & FIELD UPGRADE	(42,780.65)	$ -	$ 42,780.65			$ 8,687,439.12	$ -	$ (8,687,439.12)			1/5/2017	12/31/17	2018	Carryover adjustments from past year.
0S454	VACUUM TRUCK ASH TRF STATION	2,177,382.40	$ 1,274,450.00	$ (902,932.40)	-71%	171%	$ 2,350,114.02	$ 1,472,650.00	$ (877,464.02)	01/01/18	12/31/18	1/5/2017	02/08/19	2018	2018 construction budget was based on preliminary schematic layouts prior to design. Increased cost due to final design to meet project intent.
0S458	SP AMMONIA SECONDARY CONTAINMT	12,966.78	$ -	$ (12,966.78)			$ 1,050,779.86	$ 885,000.00	$ (165,779.86)	01/01/17	12/31/17	3/21/2017	01/19/18	2018	
0S460	SP02 AIR HTR DEPOSIT CTRL SYS	28,778.45	$ -	$ (28,778.45)			$ 368,659.23	$ 440,000.00	$ 71,340.77	01/01/17	12/31/17	4/19/2017	12/31/17	2018	
0S461	SP2 COUTANT SLOPE REPLACEMENT	(5,308.13)	$ -	$ 5,308.13			$ 3,965,894.95	$ -	$ (3,965,894.95)			5/1/2017	12/04/17	2018	Small carryover costs.
0S462	SP02 ESS SVC MCC-2A & MCC-2B	574,430.11	$ 293,500.00	$ (280,930.11)	-96%	196%	$ 574,430.11	$ 323,500.00	$ (250,930.11)	01/01/17	12/31/18	5/12/2017	11/30/18	2018	
0S463	SPURLOCK COAL PILE RET POND #2	24,173.16	$ -	$ (24,173.16)			$ 490,601.12	$ 11,210,000.00	$ 10,719,398.88	01/09/17	12/31/21	6/1/2017		2018	Project entered the budget ahead of final CPCN and EKPC Board approval. Project has been executed to date under budget.
0S464	SPURLOCK PLANT DRAIN SYSTEM	300,628.78	$ -	$ (300,628.78)			$ 1,624,615.78	$ 11,811,600.00	$ 10,186,984.22	01/01/15	12/31/16	6/13/2017	12/31/18	2018	The Spurlock 1 new drain system was installed as a separate line. Spurlock 1 outage for Fall 2017 was delayed due to Spurlock 2 outage being extended. The installation of the Spurlock 1 new drain system was done during the Fall 2018 outage on a budget exception.
0S465	SP04 SILO DUST SUPPRESSION SYS	8,508.20	$ -	$ (8,508.20)			$ 99,165.25	$ 118,320.00	$ 19,154.75	01/01/17	12/31/17	6/13/2017	12/31/18	2018	
0S466	SP1&2 SILO DUST SUPPRESION SYS	(2,765.21)	$ -	$ 2,765.21			$ 127,547.22	$ 118,320.00	$ (9,227.22)	01/01/17	12/31/17	6/13/2017	01/16/18	2018	
0S467	SPURLOCK 2 EFFICIENCY UPGRADE	(668,924.12)	$ -	$ 668,924.12			$ 1,962,729.21	$ -	$ (1,962,729.21)			6/21/2017	12/04/17	2018	Determined that a portion of the Spurlock 2 Efficiency Upgrade completed in 2017 needed to be funded by the Maintenance Budget.
0S468	SPURLOCK WELDING SHOP CRANE	1,977.60	$ -	$ (1,977.60)			$ 62,274.29	$ 52,875.00	$ (9,399.29)	01/01/17	12/31/17	7/14/2017	10/26/17	2018	
0S470	SPURLOCK 3 BAGHOUSE LINING	1,680,043.29	$ -	$ (1,680,043.29)			$ 4,596,029.48	$ 5,233,900.00	$ 637,870.52	04/01/17	04/24/20	10/13/2017	04/20/20	2018	The project was advanced due to the condition of the equipment.
0S471	SPURLOCK 4 BAGHOUSE LINING	1,964,465.52	$ -	$ (1,964,465.52)			$ 4,602,877.80	$ 5,326,700.00	$ 723,822.20	03/06/17	06/07/19	10/13/2017	11/01/20	2018	The project was advanced due to the condition of the equipment.
0S472	SPURLOCK PHY SITE SEC PH 2-5	925,416.87	$ 2,500,000.00	$ 1,574,583.13	63%	37%	$ 2,179,912.25	$ 2,500,000.00	$ 320,087.75	01/01/18	12/31/18	11/17/2017	02/24/20	2018	The project was delayed due to late completion of the phase 1 security project.
0S473	SP03 BOILER PIPE HANGER ACCESS	373,039.56	$ 506,000.00	$ 132,960.44	26%	74%	$ 432,439.56	$ 506,000.00	$ 73,560.44	04/01/18	12/31/18	11/17/2017	11/01/18	2018	
0S474	SPUR LF AREA D CONST_PONDS/STR	2,219,321.84	$ -	$ (2,219,321.84)			$ 6,077,173.64	$ 6,175,000.00	$ 97,826.36	02/01/18	11/12/21	11/29/2017		2018	Stream mitigation fees required for development of Peg s Hill/Area D landfill. EKPC executed a budget exception to take advantage of low mitigation fee programs.
0S475	SP04 BAGHOUSE CAGE REPL	1,012,622.13	$ 900,000.00	$ (112,622.13)	-13%	113%	$ 1,017,622.13	$ 900,000.00	$ (117,622.13)	01/01/18	12/31/18	12/1/2017	06/01/18	2018	
0S476	LANDFILL EXP AREA C PH#4	3,260,895.76	$ 6,000,000.00	$ 2,739,104.24	46%	54%	$ 5,916,754.23	$ 6,000,000.00	$ 83,245.77	04/01/18	12/31/18	12/13/2017	01/15/20	2018	Landfill cell delayed by contractor, pushing costs from 2018 to 2019.
0S477	SP01 AIR HEATER BASKET REPL	1,611,898.41	$ 2,014,500.00	$ 402,601.59	20%	80%	$ 1,611,898.41	$ 2,014,500.00	$ 402,601.59	01/01/18	12/31/18	1/11/2018	10/06/18	2018	

Project No.	Project Title/Description	Annual Actual Cost	Annual Original Budget	Variance In Dollars	Variance As Percent	Percent Of Budget	Total Actual Project Cost	Total Budget Project Cost	Variance In Dollars	Date Original Budget Start	Date Original Budget End	Date Actual Start	Date Actual End	Budget Year	Variance Explanation
0S478	SPURLOCK 3 CONTROL UPGRADES	694,398.27	$ 692,500.00	$ (1,898.27)	0%	100%	$ 912,176.88	$ 692,500.00	$ (219,676.88)	01/01/18	12/31/18	1/12/2018	12/31/19	2018	
0S479	SP01 AIR HTR CS SECTOR PLATES	97,529.54	$ 236,500.00	$ 138,970.46	59%	41%	$ 97,529.54	$ 236,500.00	$ 138,970.46	01/01/18	11/30/18	1/12/2018	12/31/18	2018	
0S480	SP04 AIR HTR MODULE REPL	547,400.31	$ 856,000.00	$ 308,599.69	36%	64%	$ 3,703,881.53	$ 2,941,000.00	$ (762,881.53)	01/01/18	07/30/19	1/19/2018	06/02/19	2018	Payment terms and pricing were different than budgeted on the materials.
0S481	SP01 ABSORBER SPRAY HEADER	229,157.87	$ 300,000.00	$ 70,842.13	24%	76%	$ 5,371,771.78	$ 9,160,000.00	$ 3,788,228.22	05/01/18	12/31/20	1/19/2018	05/18/20	2018	The budget price represented a sole source option to the OEM but was competitively bid when approved. Furthermore the project was completed in 2020 with major spend outside of the 2019 window.
0S482	SP LANDFILL EXP AREA D PH#1	1,144.55	$ 240,000.00	$ 238,855.45	100%	0%	$ 1,144.55	$ 5,832,000.00	$ 5,830,855.45	01/08/18	10/28/22	2/27/2018		2018	Project has most of the spend outside of the end of 2019 and is not reflected in the current total.
0S485	CCR/ELG WWT	8,811,724.06	$ -	$ (8,811,724.06)			$ 8,813,101.24	$ 108,853,638.00	$ 100,040,536.76	05/01/18	06/30/21	4/13/2018		2018	This project was budgeted in the yearly budget of the other CCR main project for most years.
0S486	CCR/ELG UNIT3 NIDS	1,496,236.21	$ -	$ (1,496,236.21)			$ 3,204,961.47	$ 985,000.00	$ (2,219,961.47)	01/01/19	01/01/20	4/13/2018	06/01/19	2018	This project was budgeted in the yearly budget of the other CCR main project for most years.
0S488	LIME CONVEYOR/ALT FUEL FEED	56,998.50	$ -	$ (56,998.50)			$ 2,347,626.11	$ 3,420,000.00	$ 1,072,373.89	01/01/19	11/30/19	5/8/2018	03/12/20	2018	Engineering design money was appropriated and spent as a budget exception the year before construction began.
0S491	SPURLOCK TW3 NEW WELL	109,619.62	$ 354,200.00	$ 244,580.38	69%	31%	$ 206,259.73	$ 354,200.00	$ 147,940.27	03/01/18	12/31/18	9/11/2018	03/20/19	2018	
0S492	SPURLOCK CONSTRUCTION OFFICE B	788,407.99	$ -	$ (788,407.99)			$ 1,951,001.87	$ -	$ (1,951,001.87)			6/1/2018	04/11/19	2018	Project need was identified in order to save trailer rental costs for the CCR project.
0S493	TRANSFER TWR 2 BYPASS CHUTE	10,000.00	$ 1,400,000.00	$ 1,390,000.00	99%	1%	$ 1,349,668.33	$ 1,400,000.00	$ 50,331.67			12/10/2018	10/31/19	2018	Initial scanning of project was done in 2018; construction was performed in 2019.
60732L	ELK MOUNTAIN IND LINE CONSTRUC	204,595.93	$ 350,000.00	$ 145,404.07	42%	58%	$ 208,611.71	$ 450,000.00	$ 241,388.29	01/01/15	12/31/18	10/3/2017	01/24/19	2018	
60732S	ELK MOUNTAIN IND SUB CONSTRUCT	1,099,084.15	$ 1,650,000.00	$ 550,915.85	33%	67%	$ 1,185,214.65	$ 1,960,000.00	$ 774,785.35	01/01/15	12/31/19	10/2/2017	01/24/19	2018	Estimate Error
71506-2018	Telecom Battery Replacement	-	$ 240,000.00	$ 240,000.00	100%	0%	$ 283,291.29	$ 240,000.00	$ (43,291.29)	01/01/18	12/31/18	3/6/2018	10/17/18	2018	
72579L	BROUGHTONTOWN TAP CONSTRUCTION	211,565.07	$ 45,000.00	$ (166,565.07)	-370%	470%	$ 200,427.07	$ 3,000,000.00	$ 2,799,572.93	01/01/18	12/31/19	4/25/2018		2018	Estimate Error
72579S	BROUGHTONTOWN SUB CONST	19,904.53	$ 40,000.00	$ 20,095.47	50%	50%	$ 36,969.15	$ 1,300,000.00	$ 1,263,030.85	01/01/18	12/31/21	4/25/2018		2018	Estimate Error
72593L	CONTOWN TAP LINE CONSTRUCTION	48,491.29	$ 20,000.00	$ (28,491.29)	-142%	242%	$ 100,875.95	$ 540,000.00	$ 439,124.05	01/01/18	12/31/18	5/25/2017	11/13/19	2018	Estimate Error
72593S	CONTOWN DIST SUB CONSTRUCTION	559,556.53	$ 50,000.00	$ (509,556.53)	-1019%	1119%	$ 1,536,185.32	$ 1,300,000.00	$ (236,185.32)	01/01/18	12/31/19	5/25/2017	11/13/19	2018	Added - Accelerated work to start in 2018 for construction completion in early 2019.
72690L	BEKAERT 69KV TAP CONSTRUCTION	-	$ 1,785,000.00	$ 1,785,000.00	100%	0%	$ 53,553.33	$ 5,100,000.00	$ 5,046,446.67	01/01/18	05/30/21	4/16/2019		2018	Delayed
72693L	MILLERS CREEK 161KV TAP CONSTR	20,959.02	$ 195,000.00	$ 174,040.98	89%	11%	$ 20,959.02	$ 800,000.00	$ 779,040.98	01/01/18	12/31/21	2/1/2018		2018	Cancelled
72693S	MILLERS CREEK 161KV SUB CONST	-	$ 5,000.00	$ 5,000.00	100%	0%	$ -	$ 1,400,000.00	$ 1,400,000.00	01/01/18	12/31/21	2/1/2018		2018	Cancelled
72694L	PEKIN PIKE LINE CONSTRUCTION	1,250.09	$ 1,960,000.00	$ 1,958,749.91	100%	0%	$ 3,546.34	$ 4,000,000.00	$ 3,996,453.66	01/01/17	12/31/18	2/2/2017		2018	Delayed
72694S	PEKIN PIKE SUB CONSTRUCTION	29,268.41	$ 50,000.00	$ 20,731.59	41%	59%	$ 60,204.62	$ 1,400,000.00	$ 1,339,795.38	01/01/17	12/31/20	2/2/2017		2018	Delayed
72695S	FOX_HOLLOW 161KV SUB CONSTRUCT	-	$ 1,704,763.00	$ 1,704,763.00	100%	0%	$ -	$ 16,787,639.00	$ 16,787,639.00	01/01/18	12/31/20	11/19/2018		2018	Delayed
72723L	LANCASTER TAP CONSTRUCTION	993.43	$ -	$ (993.43)			$ 63,633.88	$ -	$ (63,633.88)			8/27/2018	12/15/20	2018	
72723S	LANCASTER SUB CONSTRUCTION	59,788.37	$ -	$ (59,788.37)			$ 136,752.36	$ 1,500,000.00	$ 1,363,247.64	01/01/19	12/31/21	8/27/2018	12/15/20	2018	Added
72767L	GRIFFIN TAP CONSTRUCTION	93,841.82	$ -	$ (93,841.82)			$ 139,802.98	$ -	$ (139,802.98)			2/1/2018		2018	
72767S	GRIFFIN SUBSTATION CONTRUCTION	9,482.00	$ -	$ (9,482.00)			$ 22,985.72	$ 6,350,000.00	$ 6,327,014.28	01/01/19	12/31/21	2/1/2018		2018	Added
72773S	RINEYVILLE SUB CONSTRUC	39,307.54	$ -	$ (39,307.54)			$ 39,307.54	$ -	$ (39,307.54)	01/01/20	07/30/21	9/27/2018		2018	
BATT-2018	Battery Bank Replacement	307,135.79	$ 230,000.00	$ (77,135.79)	-34%	134%	307,135.79	$ 230,000.00	$ (77,135.79)	01/01/18	12/31/18	1/1/2018	12/31/18	2018	
REAKER-20	Circuit Breaker Replacements	1,110,915.32	$ 230,000.00	$ (880,915.32)	-383%	483%	2,086,206.20	$ 230,000.00	$ (1,856,206.20)	01/01/18	12/31/18	1/1/2018	12/31/18	2018	Fewer than anticipated failures
CAP-2018	Capacitor and SCADA Battery Replacements	307,795.50	$ 112,125.00	$ (195,670.50)	-175%	275%	$ 307,795.50	$ 112,125.00	$ (195,670.50)	01/01/18	12/31/18	1/1/2018	12/31/18	2018	
CCR	CCR/ELG SPURLOCK 1 & 2	32,444,277.66	$ 92,487,177.00	$ 60,042,899.34	65%	35%	$ 128,799,237.22	$ 264,370,056.00	$ 135,570,818.78			1/18/2016		2018	Project was originally budgeted to start earlier, however the project was pushed out for several years to perform CCR/ELG together.
L0602	PENDLETON CO LFG BUILDING	1,315,378.66	$ -	$ (1,315,378.66)			$ 1,721,492.10	$ -	$ (1,721,492.10)			5/23/2018	01/31/19	2018	Structure needed replaced and was not able to wait for the next budgeting cycle.
POLE-2018	2018_POLE_CHANGEOUT	306,654.42	$ 172,500.00	$ (134,154.42)	-78%	178%	$ 306,654.42	$ 172,500.00	$ (134,154.42)			1/1/2018	12/31/18	2018	
	Remotely Controlled Motor Operated Switches	22,086.32	$ 57,500.00	$ 35,413.68	62%	38%	$ 22,086.32	$ 14,375.00	$ (7,711.32)	01/01/18	12/31/18	1/1/2018	12/31/18	2018	
	Switch and Switch Pole Replacements	-	$ 46,000.00	$ 46,000.00	100%	0%	$ -	$ 46,000.00	$ 46,000.00	01/01/18	12/31/18	1/1/2018	12/31/18	2018	
	High Side Protective Fuse Upgrades	-	$ 46,000.00	$ 46,000.00	100%	0%	$ -	$ 46,000.00	$ 46,000.00	01/01/18	12/31/18	1/1/2018	12/31/18	2018	

Project No.	Project Title/Description	Annual Actual Cost	Annual Original Budget	Variance In Dollars	Variance As Percent	Percent Of Budget	Total Actual Project Cost	Total Budget Project Cost	Variance In Dollars	Date Original Budget Start	Date Original Budget End	Date Actual Start	Date Actual End	Budget Year	Variance Explanation
	Circuit Breaker Monitors	-	$ 50,000.00	$ 50,000.00	100%	0%	$ -	$ 50,000.00	$ 50,000.00	01/01/18	12/31/18	1/1/2018	12/31/18	2018	
	Kelman DGA Gas Monitors	104,715.81	$ 90,000.00	$ (14,715.81)	-16%	116%	$ 104,715.81	$ 90,000.00	$ (14,715.81)	01/01/18	12/31/18	1/1/2018	12/31/18	2018	
	Replace OCRs	202,500.46	$ 322,000.00	$ 119,499.54	37%	63%	$ 202,500.46	$ 92,000.00	$ (110,500.46)	01/01/18	12/31/18	1/1/2018	12/31/18	2018	
	Grid Sense (I-Grid) Power Quality Monitors	-	$ 100,000.00	$ 100,000.00	100%	0%	$ -	$ 100,000.00	$ 100,000.00	01/01/18	12/31/18	1/1/2018	12/31/18	2018	
	Vacuum Interrupters	-	$ 138,000.00	$ 138,000.00	100%	0%	$ -	$ 138,000.00	$ 138,000.00	01/01/18	12/31/18	1/1/2018	12/31/18	2018	
	Replace Set of 138 kV PTs	38,567.62	$ 165,600.00	$ 127,032.38	77%	23%	$ 38,567.62	$ 165,600.00	$ 127,032.38	01/01/18	12/31/18	1/1/2018	12/31/18	2018	
	Upg/Replace Failed Regulators	1,065,654.97	$ 184,000.00	$ (881,654.97)	-479%	579%	$ 1,065,654.97	$ 184,000.00	$ (881,654.97)	01/01/18	12/31/18	1/1/2018	12/31/18	2018	Fewer than anticipated failures
	Distribution Feeder Additions	108,219.76	$ 230,000.00	$ 121,780.24	53%	47%	$ 108,219.76	$ 230,000.00	$ 121,780.24	01/01/18	12/31/18	1/1/2018	12/31/18	2018	
	Switch and Switch Pole Replacements	-	$ 241,500.00	$ 241,500.00	100%	0%	$ -	$ 241,500.00	$ 241,500.00	01/01/18	12/31/18	1/1/2018	12/31/18	2018	
	Switch and Switch Pole Replacements	-	$ 248,400.00	$ 248,400.00	100%	0%	$ -	$ 248,400.00	$ 248,400.00	01/01/18	12/31/18	1/1/2018	12/31/18	2018	
	Replace Failed Distribution Transformers	1,694,675.78	$ 6,110,000.00	$ 4,415,324.22	72%	28%	$ 251,969.40	$ 1,255,500.00	$ 1,003,530.60	01/01/18	12/31/18	1/1/2018	12/31/18	2018	Fewer than anticipated failures
12645	RED BUSH-THELMA 69kV Line Rbld	459.34	$ -	$ (459.34)			$ 9,119.26	$ -	$ (9,119.26)			7/14/2015	12/31/16	2019	
12770	RED BUSH- THELMA LINE RELOC	131,849.95	$ 442,200.00	$ 310,350.05	70%	30%	$ 204,192.94	$ 485,000.00	$ 280,807.06	01/01/17	12/31/19	4/7/2016	08/06/20	2019	
12803	DALE-HUNT RETIRE 69KV LINE	1,228,706.87	$ 1,100,000.00	$ (128,706.87)	-12%	112%	$ 1,254,161.96	$ 100,000.00	$ (1,154,161.96)	01/01/19	12/31/20	11/22/2019	11/22/19	2019	Delayed & Scope Change. We decided to retire the line and do the 138-69 kV substation instead of the line rebuild. The line rebuild was included in the 2017 budget.
12804	HOPE-HILLSBORO 69KV REBUILD	2,280,536.07	$ 3,644,276.00	$ 1,363,739.93	37%	63%	$ 3,839,389.19	$ 8,814,000.00	$ 4,974,610.81	01/01/18	05/30/21	5/24/2016	11/04/20	2019	Estimate Error
12805	NELSON CO-ETOWN 69KV REBUILD	278,298.54	$ 4,105,760.00	$ 3,827,461.46	93%	7%	$ 2,982,203.97	$ 7,875,000.00	$ 4,892,796.03	01/01/17	12/31/19	5/24/2016		2019	Project completion was delayed. Had contractor issues with the contractor on the job, and they decided to release that contractor and get a new one. Which delayed work.
12806	STEPHENSBURG-HDGNVILLE REBUILD	4,030,899.50	$ 8,356,006.00	$ 4,325,106.50	52%	48%	$ 5,082,325.58	$ 11,788,000.00	$ 6,705,674.42	01/01/18	12/31/19	5/24/2016	11/14/19	2019	
12813	COOPER CONTROL BLDG REPLACE	20,599.30	$ -	$ (20,599.30)			$ 1,809,228.13	$ 1,000,000.00	$ (809,228.13)	01/01/17	12/31/17	6/28/2016	11/15/19	2019	Carryover
12816	SPURLOCK- FLEMINGSBURG REROUTE	487,701.35	$ 437,300.00	$ (50,401.35)	-12%	112%	$ 778,625.84	$ 760,000.00	$ (18,625.84)	01/01/19	12/31/19	6/28/2016	04/17/19	2019	
12930	AVON BUS RECONFIGURATION	(3,706.24)	$ 100,000.00	$ 103,706.24	104%	-4%	$ 2,171,153.59	$ 2,600,000.00	$ 428,846.41	01/01/17	12/31/19	2/24/2017	11/16/18	2019	
12936	BOONE BREAKER ADD & DIFF RELAY	16,702.10	$ -	$ (16,702.10)			$ 459,645.92	$ 210,000.00	$ (249,645.92)	01/01/16	12/31/18	3/27/2017	03/29/18	2019	
12939	CAVE CITY_SUB MODIFICATION	95,621.31	$ -	$ (95,621.31)			$ 166,958.02	$ 247,500.00	$ 80,541.98	01/01/17	12/31/18	4/3/2017	04/19/19	2019	
12940	MCKINNEYS CR SUB UPGRD	99,717.48	$ 1,190,000.00	$ 1,090,282.52	92%	8%	$ 116,108.54	$ 1,200,000.00	$ 1,083,891.46	01/01/16	03/01/21	4/3/2017		2019	Delayed
12941	SUMMERSVILLE SUB REBUILD	1,290,911.93	$ 1,520,000.00	$ 229,088.07	15%	85%	$ 1,397,694.67	$ 1,550,000.00	$ 152,305.33	01/01/17	12/31/19	4/3/2017	11/20/19	2019	
12942	THELMA BRKR ADDTN & RELAY	25.40	$ -	$ (25.40)			$ 380,742.85	$ 355,000.00	$ (25,742.85)	01/01/17	12/31/17	4/3/2017	12/07/17	2019	
12952	SUMMERSHADE 161kV STN & CTRL B	2,436,994.73	$ 3,215,000.00	$ 778,005.27	24%	76%	$ 2,503,220.21	$ 3,415,000.00	$ 911,779.79	01/01/19	12/31/19	5/15/2017	09/24/20	2019	Estimate Error
12968	TWO-WAY RADIO SYSTEM REPL	792,326.99	$ -	$ (792,326.99)			$ 827,581.51	$ 3,400,000.00	$ 2,572,418.49	01/01/18	12/31/18	6/7/2017	05/31/18	2019	Added - This was included in 2019 budget initially, but was then removed pending further justification and reivew. It was approved to be added back for 2019 later.
12978	HOPE SUBSTATION REBUILD	206,368.11	$ -	$ (206,368.11)			$ 1,789,003.14	$ 1,700,000.00	$ (89,003.14)	01/01/18	12/31/18	6/29/2017	02/04/19	2019	
12979	MILE LANE SUB REBUILD & UPGR	68,210.51	$ 10,000.00	$ (58,210.51)	-582%	682%	$ 1,268,538.84	$ 1,600,000.00	$ 331,461.16	01/01/18	12/31/19	6/29/2017	12/17/18	2019	
12980	MONTICELLO SUBSTATION REBUILD	143,621.76	$ 2,500,000.00	$ 2,356,378.24	94%	6%	$ 205,423.63	$ 4,550,000.00	$ 4,344,576.37	01/01/18	12/31/21	6/29/2017	10/16/20	2019	Delayed
12981	SPURLOCK-STUART 345 kV REBUILD	(6,090.62)	$ -	$ 6,090.62			$ 1,320,966.64	$ 1,400,000.00	$ 79,033.36	01/01/18	12/31/18	6/29/2017	10/16/18	2019	
12982	L&N RTU REPLACEMENTS	678,902.41	$ 643,500.00	$ (35,402.41)	-6%	106%	$ 1,498,215.49	$ 1,500,000.00	$ 1,784.51	01/01/17	12/31/19	7/6/2017	02/10/20	2019	
12987	POWELL COUNTY CONTRL BLDG REPL	164,216.40	$ 70,000.00	$ (94,216.40)	-135%	235%	$ 1,136,510.32	$ 990,000.00	$ (146,510.32)	01/01/19	12/31/19	7/27/2017	03/20/19	2019	
13010	JACKSON_CO KY 30 RELOCATION	99,313.49	$ -	$ (99,313.49)			$ 169,742.44	$ -	$ (169,742.44)			9/29/2017		2019	
13029	LAUREL CO DATA2 LEASE LINE REP	10,190.44	$ -	$ (10,190.44)			$ 276,803.41	$ 316,500.00	$ 39,696.59	01/01/18	12/31/18	11/22/2017	11/30/18	2019	
13031	AVON-DALE-SMITH REPLACE OPGW	1,029,261.73	$ 1,575,000.00	$ 545,738.27	35%	65%	$ 1,038,172.51	$ 1,600,000.00	$ 561,827.49	01/01/19	12/31/19	12/6/2017	11/04/19	2019	Estimate Error
13043	TYNER COM BUILDING REPLACEMENT	(2,691.89)	$ -	$ 2,691.89			$ 446,344.30	$ 415,000.00	$ (31,344.30)	01/01/18	12/31/18	12/18/2017	12/18/18	2019	
13055	TYNER Key Int Removal & CS Add	458,952.22	$ 480,000.00	$ 21,047.78	4%	96%	$ 460,420.41	$ 500,000.00	$ 39,579.59	01/01/19	12/31/19	2/1/2018	12/10/19	2019	
13056	LONG BRANCH RD HWY RELOCATION	75,175.38	$ -	$ (75,175.38)			$ 75,195.21	$ -	$ (75,195.21)			2/1/2018		2019	
13059	WOOD POLE REPLACEMENT	242,240.63	$ -	$ (242,240.63)			$ 1,315,890.98	$ 2,000,000.00	$ 684,109.02	01/01/18	12/31/18	2/12/2018		2019	Carryover
13064	SPURLOCK NEW WAREHOUSE	3,114,774.74	$ 4,050,000.00	$ 935,225.26	23%	77%	$ 4,598,037.04	$ 7,087,500.00	$ 2,489,462.96	01/01/18	12/31/19	2/14/2018	09/01/19	2019	Estimate Error
13086	FLOYD SUBSTATION REBUILD	1,175,375.46	$ 1,165,000.00	$ (10,375.46)	-1%	101%	$ 1,223,788.03	$ 1,375,000.00	$ 151,211.97	01/01/19	12/31/19	3/1/2018	11/04/19	2019	
13102	SUBSTATION FIREWALL INSTALL	-	$ 100,000.00	$ 100,000.00	100%	0%	$ -	$ 300,000.00	$ 300,000.00	01/01/18	12/31/19	4/30/2018		2019	
13103	COOPER REF PROTECTION INSTALL	46,480.79	$ -	$ (46,480.79)			$ 110,628.55	$ -	$ (110,628.55)			4/30/2018	05/10/19	2019	
13108	GLDBG-WHTLY CITY 69KV REBUILD	195,024.88	$ -	$ (195,024.88)			$ 218,016.10	$ -	$ (218,016.10)			5/24/2018		2019	

Project No.	Project Title/Description	Annual Actual Cost	Annual Original Budget	Variance In Dollars	Variance As Percent	Percent Of Budget	Total Actual Project Cost	Total Budget Project Cost	Variance In Dollars	Date Original Budget Start	Date Original Budget End	Date Actual Start	Date Actual End	Budget Year	Variance Explanation
13109	BOONE_CO-WMSTOWN RECONDUCTOR	432.51	$ -	$ (432.51)			$ 20,658.56	$ -	$ (20,658.56)	01/01/21	12/31/21	5/24/2018		2019	
13118	HQ SANITARY SEWER SYS UPGRADES	(25,602.97)	$ -	$ 25,602.97			$ 247,192.06	$ -	$ (247,192.06)			6/13/2018	09/30/19	2019	
13121	DRAWING MANAGEMENT SYSTEM	79,003.07	$ -	$ (79,003.07)			$ 420,693.01	$ 99,070.00	$ (321,623.01)			6/14/2018	11/20/18	2019	
13125	SOUTH FORK DIST SUB REBUILD	(3,492.21)	$ 500,000.00	$ 503,492.21	101%	-1%	$ 23,352.27	$ 2,000,000.00	$ 1,976,647.73	01/01/19	12/31/19	6/27/2018		2019	Delayed
13142	WINCHESTER SHED ENCL BUILDOUT	2,444.88	$ -	$ (2,444.88)			$ 77,791.70	$ -	$ (77,791.70)			9/6/2018	03/01/19	2019	
13150	2019 STEEL POLE REPL PROGRAM	1,392,730.67	$ 2,000,000.00	$ 607,269.33	30%	70%	$ 1,392,730.67	$ 2,000,000.00	$ 607,269.33	01/01/19	12/31/19	9/12/2018	12/31/19	2019	Estimate Error
13154	DARWINTHMS INSTALL OWS TANK	25,449.78	$ -	$ (25,449.78)			$ 25,449.78	$ -	$ (25,449.78)			9/24/2018	07/31/19	2019	
13156	ROCKHOLDS DIST SUB REBUILD	8,451.69	$ -	$ (8,451.69)			$ 9,327.60	$ -	$ (9,327.60)	11/01/21	12/31/21	9/27/2018		2019	
13162	NEWFOUNDLAND SUB REBUILD	4,988.35	$ -	$ (4,988.35)			$ 4,988.35	$ -	$ (4,988.35)	01/01/20	12/31/20	10/29/2018		2019	
13165	BADGERMW REPL COMM BUILDING	440,175.63	$ -	$ (440,175.63)			$ 440,175.63	$ -	$ (440,175.63)			11/7/2018	09/13/19	2019	
13176	MARION_CO REPL CONTROL BLDG	11,376.43	$ 1,770,000.00	$ 1,758,623.57	99%	1%	$ 11,376.43	$ 1,870,000.00	$ 1,858,623.57	01/01/19	12/31/20	12/4/2018	06/23/20	2019	Delayed
13190	BLUEGRASS SPARE GSU	13,494.07	$ -	$ (13,494.07)			$ 13,494.07	$ -	$ (13,494.07)	01/01/20	12/31/20	1/4/2019	12/15/20	2019	
13191	LEES LICK_SUB UPGRADE	5,509.63	$ -	$ (5,509.63)			$ 5,509.63	$ -	$ (5,509.63)	11/01/21	12/31/21	1/4/2019		2019	
13192	2019 DISTRIBUTION CAP BANKS	21,133.01	$ 160,000.00	$ 138,866.99	87%	13%	$ 21,133.01	$ 160,000.00	$ 138,866.99	01/01/19	12/31/19	1/10/2019	12/31/20	2019	
13202	HT ADAMS INSTALL SWITCH	206,829.94	$ -	$ (206,829.94)			$ 206,829.94	$ -	$ (206,829.94)			1/24/2019	10/28/20	2019	
13204	SLAT REPL RELAY CTRL CABINET	6,395.47	$ -	$ (6,395.47)			$ 6,395.47	$ -	$ (6,395.47)			1/24/2019	01/29/20	2019	
13207	SCADA FREQUENCIES PURCHASE	902,166.00	$ -	$ (902,166.00)			$ 902,166.00	$ -	$ (902,166.00)			1/24/2019	08/31/19	2019	Added
13211	LORETTO REPLACE STRUCTURE	42,444.91	$ -	$ (42,444.91)			$ 42,444.91	$ -	$ (42,444.91)			2/18/2019	05/16/19	2019	
13212	CYNTH-RENAKER REPL WOOD POLES	-	$ -	$ -			$ -	$ -	$ -			2/27/2019		2019	
13213	REPLACE TSP-1 STRUCTURES	735.00	$ -	$ (735.00)			$ 735.00	$ -	$ (735.00)	01/01/20	12/31/20	2/27/2019		2019	
13214	BEATTYVILLE DIST SUB REBUILD	30,650.94	$ -	$ (30,650.94)			$ 30,650.94	$ -	$ (30,650.94)	01/01/20	12/31/20	2/28/2019	09/09/20	2019	
13215	GRANTSLICK-GRIFF 69KV LN REBLD	4,096.54	$ -	$ (4,096.54)			$ 4,096.54	$ -	$ (4,096.54)			2/28/2019		2019	
13216	ROWAN CO INSTALL NEW RELAY	13,678.04	$ -	$ (13,678.04)			$ 13,678.04	$ -	$ (13,678.04)			2/28/2019	05/12/20	2019	
13225	JKSMITH DIST STATION UPGRADE	-	$ -	$ -			$ -	$ -	$ -			3/11/2019		2019	
13227	CARPENTER STATION UPGRADE	90,933.16	$ -	$ (90,933.16)			$ 90,933.16	$ -	$ (90,933.16)			3/22/2019	03/29/19	2019	
13228	KU-ETWN-KRGL-THRP DBL CIRC RBD	28,755.13	$ -	$ (28,755.13)			$ 28,755.13	$ -	$ (28,755.13)			3/20/2019	06/25/20	2019	
13237	HWY 213 STRUCTURE RELOCATION	-	$ -	$ -			$ -	$ -	$ -			4/16/2019		2019	
13239	GREEN_CO STATION UPGRADE	20,804.70	$ -	$ (20,804.70)			$ 20,804.70	$ -	$ (20,804.70)			4/15/2019	11/06/20	2019	
13241	TOMMY_GOOCH INSTALL FENCING	22,704.34	$ -	$ (22,704.34)			$ 22,704.34	$ -	$ (22,704.34)			4/30/2019	06/10/19	2019	
13248	ELLIOTVILLE INSTALL FENCING	33,711.44	$ -	$ (33,711.44)			$ 33,711.44	$ -	$ (33,711.44)			5/14/2019	09/04/19	2019	
13249	JEFFERSONVILLE INSTALL FENCING	30,003.72	$ -	$ (30,003.72)			$ 30,003.72	$ -	$ (30,003.72)			5/14/2019	09/05/19	2019	
13274	SPURLOCKSTA REPL REACTORS	354.41	$ -	$ (354.41)			$ 354.41	$ -	$ (354.41)			8/6/2019	12/11/20	2019	
13276	STANLYPRKR REPL 1 BYPASS SWTCH	14,956.68	$ -	$ (14,956.68)			$ 14,956.68	$ -	$ (14,956.68)			8/12/2019	10/29/19	2019	
13284	STANLYPRKR INSTALL SPARE XFMR	74,422.16	$ -	$ (74,422.16)			$ 74,422.16	$ -	$ (74,422.16)			8/21/2019	10/25/19	2019	
13293	E_BARDSTOWN DIST SUB REBUILD	2,721.40	$ -	$ (2,721.40)			$ 2,721.40	$ -	$ (2,721.40)			9/5/2019		2019	
13294	DALE SW REPL FENCE ROAD INSTAL	20,896.58	$ -	$ (20,896.58)			$ 20,896.58	$ -	$ (20,896.58)			8/15/2019		2019	
13295	THELMA SUB REBUILD/UPGRADE	87.10	$ -	$ (87.10)			$ 87.10	$ -	$ (87.10)	07/01/21	12/31/21	9/10/2019		2019	
13310	RETIRE PENN SUBSTATION	107.02	$ -	$ (107.02)			$ 107.02	$ -	$ (107.02)			11/13/2019		2019	
13311	KY 213 HIGHWAY RELOCATION	-	$ -	$ -			$ -	$ -	$ -			11/20/2019		2019	
13319	RFL CHANNEL BANK REPLACEMENTS	-	$ -	$ -			$ -	$ -	$ -	01/01/20	12/31/20	12/11/2019	08/31/20	2019	
13320	SCADA MASTER UPGRADE	4,124.58	$ -	$ (4,124.58)			$ 4,124.58	$ -	$ (4,124.58)	01/01/20	12/31/20	12/11/2019	12/18/20	2019	
20050	VEECHDALE SUB ADDL SITE ACQ	698,265.05	$ 600,000.00	$ (98,265.05)	-16%	116%	$ 1,108,141.15	$ 1,050,000.00	$ (58,141.15)	01/01/19	12/31/19	12/22/2015	01/21/20	2019	
20055	MERCER CO VAN ARSDELL CONDEMNA	(17,475.00)	$ -	$ 17,475.00			$ (17,475.00)	$ -	$ 17,475.00			12/12/2019		2019	
21934	MARION CO TRANS SUB INSTALL	339.24	$ 150,000.00	$ 149,660.76	100%	0%	$ 85,219.99	$ 150,000.00	$ 64,780.01	01/01/17	12/31/17	5/25/2017	12/12/17	2019	
21950	GODDARD-SKAGGS-MAZIE OPGW	4,650.07	$ 12,000.00	$ 7,349.93	61%	39%	$ 60,679.11	$ 3,700,000.00	$ 3,639,320.89	01/01/19	12/31/21	9/7/2017		2019	Delayed
21953	DENNY- WAYNE STRUCTURE & OPGW	1,747,749.18	$ 2,020,068.00	$ 272,318.82	13%	87%	$ 1,999,833.88	$ 2,530,000.00	$ 530,166.12	01/01/18	12/31/19	9/7/2017	01/06/21	2019	Estimate Error
21978	AVON BATTERY BLDG INSTALLATION	60,369.06	$ 10,000.00	$ (50,369.06)	-504%	604%	$ 482,879.79	$ 770,000.00	$ 287,120.21	01/01/19	12/31/19	3/1/2018	10/10/18	2019	
21980	NO_LONDON & GODDARD BRKR FAIL SCHEME ADI	2,498.71	$ -	$ (2,498.71)			$ 7,401.11	$ -	$ (7,401.11)			3/19/2018		2019	
22002	PINE MTN SUB CONSTRUCTION	38,420.35	$ -	$ (38,420.35)			$ 627,250.09	$ -	$ (627,250.09)			10/3/2018	02/14/19	2019	Carryover
72551	BEATTYVILLE-OAKDALE TAP ENG	44,013.18	$ -	$ (44,013.18)			$ 6,419,593.47	$ 6,920,000.00	$ 500,406.53	01/01/16	12/31/18	5/27/2015	12/08/18	2019	Carryover
72600	LEON-AIRPRT RD-NEWFNDLND-MAZIE RBLD	1,324,380.40	$ 2,050,385.00	$ 726,004.60	35%	65%	$ 5,237,116.41	$ 9,629,000.00	$ 4,391,883.59	01/01/17	12/31/20	5/24/2016	10/13/20	2019	Estimate Error
72692	DIGITAL FAULT RECORDER	57,481.12	$ 90,000.00	$ 32,518.88	36%	64%	$ 61,335.25	$ 300,000.00	$ 238,664.75	01/01/17	12/31/20	5/24/2016	10/13/20	2019	
72695	FOXHOLLICT-FOX HOLLOW LN CNST	86,270.76	$ -	$ (86,270.76)			$ 810,721.07	$ 1,250,000.00	$ 439,278.93	01/01/18	12/31/21	11/19/2018		2019	
72714	DAVIT ARM REPL PROG Phase 1/ Phase 2	6,023.72	$ -	$ (6,023.72)			$ 479,777.48	$ 2,165,000.00	$ 1,685,222.52	01/01/18	12/31/18	12/12/2017	05/18/18	2019	Carryover

Project No.	Project Title/Description	Annual Actual Cost	Annual Original Budget	Variance In Dollars	Variance As Percent	Percent Of Budget	Total Actual Project Cost	Total Budget Project Cost	Variance In Dollars	Date Original Budget Start	Date Original Budget End	Date Actual Start	Date Actual End	Budget Year	Variance Explanation
72717	NO_LONDON & GODDARD BRKR FAIL SCHEME ADD	10,754.53	$ 40,000.00	$ 29,245.47	73%	27%	$ 47,343.00	$ 40,000.00	$ (7,343.00)	01/01/18	12/31/18	3/19/2018		2019	
80003	DUNCANNON LN SUBSTATION CONST	1,251,734.14	$ 450,000.00	$ (801,734.14)	-178%	278%	$ 1,323,467.95	$ 1,350,000.00	$ 26,532.05	01/01/17	12/31/20	12/20/2016	01/10/20	2019	Project was accelerated for completion in time to serve new industrial load for Bluegrass.
80004	DUNCANNON LN LINE CONST	641,346.70	$ -	$ (641,346.70)			$ 724,370.58	$ 920,000.00	$ 195,629.42	01/01/17	12/31/18	12/20/2016	01/10/20	2019	Project was accelerated for completion in time to serve new industrial load for Bluegrass.
0B427	CP01 AIR HEATER BYPASS DUCT	33,661.38	$ 100,000.00	$ 66,338.62	66%	34%	$ 33,661.38	$ 100,000.00	$ 66,338.62	02/08/18	06/01/19	9/17/2018		2019	
0B428	COOPER TREATMENT PLANT PH ADJ	23,188.13	$ 51,750.00	$ 28,561.87	55%	45%	$ 23,188.13	$ 51,750.00	$ 28,561.87	04/11/18	12/31/19	4/29/2019	12/31/19	2019	
0G007	BLUEGRASS DUAL FUEL ADDITION	24,084,985.76	$ 21,891,149.00	$ (2,193,836.76)	-10%	110%	$ 26,595,542.04	$ 62,800,000.00	$ 36,204,457.96	03/14/18	12/02/20	3/28/2018	12/31/20	2019	Contract timing was different than budgeted. This project had major project spend after 2019 and it not shown in the actuals
0G013	BG TURBINE ACCESS PLATFORMS	137,653.62	$ 77,000.00	$ (60,653.62)	-79%	179%	$ 137,653.62	$ 77,000.00	$ (60,653.62)	01/01/19	12/31/19	1/7/2019	06/25/19	2019	
0G014	BLUEGRASS CONSTRUCTION OFFICE	644,216.20	$ -	$ (644,216.20)			$ 644,216.20	$ -	$ (644,216.20)			6/5/2019	12/17/19	2019	Project was added to allow for use during the Dual Fuel project.
0K058	SMITH 10 TURBINE CONTROLS	445,659.68	$ -	$ (445,659.68)			$ 445,659.68	$ -	$ (445,659.68)			1/8/2019	11/03/19	2019	
0K059	SMITH 9 & 10 BOP TURBINE CNTRL	542,159.42	$ -	$ (542,159.42)			$ 542,159.42	$ -	$ (542,159.42)			1/23/2019	11/03/19	2019	Project schedule was changed due to OEM dropping support for the system.
0K060	SMITH 9 TURBINE CONTROLS	444,465.13	$ -	$ (444,465.13)			$ 444,465.13	$ -	$ (444,465.13)			2/5/2019	11/03/19	2019	
0K061	SMITH ISO PHASE UNITS 9&10	313,697.98	$ 266,000.00	$ (47,697.98)	-18%	118%	$ 313,697.98	$ 267,000.00	$ (46,697.98)	01/01/19	10/25/19	2/25/2019	10/23/19	2019	
0K062	9&10 CO2 FIRE PROTECTION EXT	255,324.00	$ 455,914.00	$ 200,590.00	44%	56%	$ 255,324.00	$ 455,914.00	$ 200,590.00	06/13/18	06/30/19	2/25/2019	10/28/19	2019	
0K063	SMITH 3 WAY DISCONNECT CTRLS	-	$ 60,000.00	$ 60,000.00	100%	0%	$ -	$ 60,000.00	$ 60,000.00	01/01/19	12/01/19	6/18/2019		2019	
0K064	SMITH 1 BATTERY REPLACEMENT	-	$ -	$ -			$ -	$ -	$ -			7/16/2019		2019	
0K065	SMITH 2 BATTERY REPLACEMENT	-	$ -	$ -			$ -	$ -	$ -			7/16/2019		2019	
0K066	SMITH 3 BATTERY REPLACEMENT	-	$ -	$ -			$ -	$ -	$ -			7/16/2019		2019	
0K067	SMITH BOP BATTERY REPLACEMENT	-	$ -	$ -			$ -	$ -	$ -			7/19/2019		2019	
0K068	SMITH 10 TURBINE I/O REPL	-	$ -	$ -			$ -	$ -	$ -			10/1/2019	10/09/20	2019	
0K069	SMITH 9 TURBINE I/O REPL	-	$ -	$ -			$ -	$ -	$ -			10/1/2019	10/08/20	2019	
0S424	SP PHYSICAL SITE SECURITY PH1	650,729.34	$ -	$ (650,729.34)			$ 3,986,699.93	$ 1,577,689.00	$ (2,409,010.93)	01/01/15	12/31/17	1/13/2016	10/19/19	2019	Wasn t able to finish in 2018, the project pushed into 2019 where dollars had not been budgeted
0S445	SP02 INST ABSORBER SPRAY HEADS	50,714.39	$ -	$ (50,714.39)			$ 386,133.35	$ 11,760,600.00	$ 11,374,466.65	01/01/16	12/31/18	8/1/2016	12/06/20	2019	The substantial spend was in 2020, after the window for this data.
0S448	UNIT 3 BAGHOUSE CAGE REPL	613,020.40	$ -	$ (613,020.40)			$ 1,473,961.80	$ 785,000.00	$ (688,961.80)	01/01/17	6/31/2017	11/7/2016	05/20/17	2019	Materials were changed to provide much better life from what had been budgeted.
0S450	SP04 BATTERY BANK REPL	8,588.06	$ -	$ (8,588.06)			$ 348,122.20	$ 262,000.00	$ (86,122.20)	01/01/18	12/31/18	12/13/2016	04/15/18	2019	
0S454	VACUUM TRUCK ASH TRF STATION	8,879.23	$ -	$ (8,879.23)			$ 2,350,114.02	$ 1,472,650.00	$ (877,464.02)	01/01/18	12/31/18	1/5/2017	02/08/19	2019	Project Close-out cost carried over slightly into 2019.
0S463	SPURLOCK COAL PILE RET POND #2	350,958.70	$ 2,345,659.00	$ 1,994,700.30	85%	15%	$ 490,601.12	$ 11,210,000.00	$ 10,719,398.88	01/09/17	12/31/21	6/1/2017		2019	Project is still in progress and has budget and spend past 2019.
0S464	SPURLOCK PLANT DRAIN SYSTEM	(1,960.00)	$ -	$ 1,960.00			$ 1,624,615.78	$ 11,811,600.00	$ 10,186,984.22	01/01/15	12/31/16	6/13/2017	12/31/18	2019	Carryover credit
0S470	SPURLOCK 3 BAGHOUSE LINING	2,468,619.74	$ 1,601,200.00	$ (867,419.74)	-54%	154%	$ 4,596,029.48	$ 5,233,900.00	$ 637,870.52	04/01/17	04/24/20	10/13/2017	04/20/20	2019	Competative bidding was cheaper than the budget, which used the OEM estimate.
0S471	SPURLOCK 4 BAGHOUSE LINING	2,521,397.34	$ 3,119,200.00	$ 597,802.66	19%	81%	$ 4,602,877.80	$ 5,326,700.00	$ 723,822.20	03/06/17	06/07/19	10/13/2017	11/01/20	2019	Competative bidding was cheaper than the budget, which used the OEM estimate.
0S472	SPURLOCK PHY SITE SEC PH 2-5	1,254,495.38	$ -	$ (1,254,495.38)			$ 2,179,912.25	$ 2,500,000.00	$ 320,087.75	01/01/18	12/31/18	11/17/2017	02/24/20	2019	The project was delayed due to late completion of the phase 1 security project.
0S473	SP03 BOILER PIPE HANGER ACCESS	6,480.00	$ -	$ (6,480.00)			$ 432,439.56	$ 506,000.00	$ 73,560.44	04/01/18	12/31/18	11/17/2017	11/01/18	2019	
0S474	SPUR LF AREA D CONST_PONDS/STR	3,799,256.80	$ 4,520,520.00	$ 721,263.20	16%	84%	$ 6,077,173.64	$ 6,175,000.00	$ 97,826.36	02/01/18	11/12/21	11/29/2017		2019	Spend was accelerated into 2018 to make use of mitigation fee timing benefits.
0S475	SP04 BAGHOUSE CAGE REPL	5,000.00	$ -	$ (5,000.00)			$ 1,017,622.13	$ 900,000.00	$ (117,622.13)	01/01/18	12/31/18	12/1/2017	06/01/18	2019	
0S476	LANDFILL EXP AREA C PH#4	2,655,858.47	$ 50,000.00	$ (2,605,858.47)	-5212%	5312%	$ 5,916,754.23	$ 6,050,000.00	$ 133,245.77	01/01/17	12/31/17	12/13/2017	01/15/20	2019	Landfill cell delayed by contractor, pushing costs from 2018 to 2019.
0S478	SPURLOCK 3 CONTROL UPGRADES	217,778.61	$ -	$ (217,778.61)			$ 912,176.88	$ 692,500.00	$ (219,676.88)	01/01/18	12/31/18	1/12/2018	12/31/19	2019	
0S480	SP04 AIR HTR MODULE REPL	3,156,481.22	$ -	$ (3,156,481.22)			$ 3,703,881.53	$ 2,941,000.00	$ (762,881.53)	01/01/18	07/30/19	1/19/2018	06/02/19	2019	Project bids were higher than budgeted.

Project No.	Project Title/Description	Annual Actual Cost	Annual Original Budget	Variance In Dollars	Variance As Percent	Percent Of Budget	Total Actual Project Cost	Total Budget Project Cost	Variance In Dollars	Date Original Budget Start	Date Original Budget End	Date Actual Start	Date Actual End	Budget Year	Variance Explanation
0S481	SP01 ABSORBER SPRAY HEADER	5,142,613.91	$ -	$ (5,142,613.91)			$ 5,371,771.78	$ 9,160,000.00	$ 3,788,228.22	05/01/18	12/31/20	1/19/2018	05/18/20	2019	The budget price represented a sole source option to the OEM but was competitively bid when approved. Furthermore the project was completed in 2020 with major spend outside of the 2019 window.
0S487	LANDFILL AREA C - PHASE 5	1,128.21	$ -	$ (1,128.21)			$ 1,128.21	$ -	$ (1,128.21)			5/8/2018		2019	
0S488	LIME CONVEYOR/ALT FUEL FEED	2,290,627.61	$ 3,420,000.00	$ 1,129,372.39	33%	67%	$ 2,347,626.11	$ 3,420,000.00	$ 1,072,373.89	01/01/19	11/30/19	5/8/2018	03/12/20	2019	Through competitive bidding, we were able to obtain exceptional market pricing, which resulted in project coming in considerably under budget.
0S491	SPURLOCK TW3 NEW WELL	96,640.11	$ -	$ (96,640.11)			$ 206,259.73	$ 354,200.00	$ 147,940.27	03/01/18	12/31/18	9/11/2018	03/20/19	2019	
0S492	SPURLOCK CONSTRUCTION OFFICE B	1,162,593.88	$ -	$ (1,162,593.88)			$ 1,951,001.87	$ -	$ (1,951,001.87)			6/1/2018	04/11/19	2019	Project need was identified in order to safe trailer rental costs for the CCR project.
0S493	TRANSFER TWR 2 BYPASS CHUTE	1,339,668.33	$ -	$ (1,339,668.33)			$ 1,349,668.33	$ 1,400,000.00	$ 50,331.67			12/10/2018	10/31/19	2019	Initial scanning of project was done in 2018; construction was performed in 2019.
0S494	SP01 COOLING TWR REPLACEMENT	1,792,479.99	$ -	$ (1,792,479.99)			$ 1,792,479.99	$ -	$ (1,792,479.99)			2/10/2019	05/18/20	2019	A failure of the equipment expedited the replacement project, with design and initial procurement moved a year earlier. Overall, project was completed under budget, but that budget and work took place after 2019.
0S495	SP04 BOILER PIPE PLATFORM	43,906.03	$ 50,000.00	$ 6,093.97	12%	88%	$ 43,906.03	$ 587,307.00	$ 543,400.97	06/28/19	12/31/20	1/15/2019		2019	This project is still in progress, with most of the total budget and actuals costs occuring after 2019.
0S496	SP02 COOLING TWR BATT BANK	47,583.36	$ 116,000.00	$ 68,416.64	59%	41%	$ 47,583.36	$ 116,000.00	$ 68,416.64	02/06/18	05/26/19	1/15/2019	11/22/19	2019	
0S498	SPURLOCK CBU DIGGING LADDER	3,345,641.73	$ -	$ (3,345,641.73)			$ 3,345,641.73	$ -	$ (3,345,641.73)			1/31/2019	11/07/19	2019	The timing of the project was adjusted to allow for more efficient outage timing and construction with other work needed on the unloader.
0S499	SP02 PULVERIZER CRANES REPL	930,929.98	$ 1,870,000.00	$ 939,070.02	50%	50%	$ 930,929.98	$ 1,870,000.00	$ 939,070.02	06/07/17	12/31/19	2/11/2018	08/14/19	2019	The budget included costs to design and reinforce the structure to support the cranes, however the structure was determined to have adequate strength and not require supplemental steel.
0S500	SP02 REPL FEEDWATER HEATER #5	129,133.00	$ 514,272.00	$ 385,139.00	75%	25%	$ 129,133.00	$ 1,327,438.00	$ 1,198,305.00	01/01/19	12/31/20	2/11/2019	12/07/20	2019	The incurred cost of the materials contract due at order was lower than budgeted. The total project had the bulk of the spending past 2019 and does not appear in the total.
0S501	SP03 INSTALL STARTER FBAC/FBHE	127,662.43	$ -	$ (127,662.43)			$ 127,662.43	$ -	$ (127,662.43)			2/11/2019	04/19/20	2019	
0S502	SP04 INSTALL STARTER FBAC/FBHE	88,713.38	$ -	$ (88,713.38)			$ 88,713.38	$ -	$ (88,713.38)			2/11/2019	10/30/20	2019	
0S503	SP04 COAL SILOS NEW LINER	3,637,935.91	$ -	$ (3,637,935.91)			$ 3,637,935.91	$ -	$ (3,637,935.91)			2/21/2019	06/01/19	2019	NDE found the existing condition to be worse than anticipated and a project to correct the issues was needed urgently
0S504	SPURLOCK REMOTE FAST DEGAS SYS	913,098.11	$ 752,000.00	$ (161,098.11)	-21%	121%	$ 913,098.11	$ 1,360,000.00	$ 446,901.89	06/07/17	06/01/20	2/26/2019		2019	
0S505	SPURLOCK UC5 CONVEYOR CATWALK	597,040.08	$ -	$ (597,040.08)			$ 597,040.08	$ -	$ (597,040.08)			3/27/2019	11/15/19	2019	The project was brought forward to allow maintenance of the conveyor overtop of the coal pile runoff pond.
0S506	CENTRALIZED PI SERVER HEADQTRS	238,979.83	$ -	$ (238,979.83)			$ 238,979.83	$ -	$ (238,979.83)			4/10/2019		2019	
0S507	SPURLOCK REPL CO2 SYSTEM	41,927.13	$ 680,000.00	$ 638,072.87	94%	6%	$ 41,927.13	$ 1,055,000.00	$ 1,013,072.87	04/02/18	09/01/20	4/24/2019		2019	The project timing was delayed to line up with required outages.
0S508	SPUR ELECTRIC INFRASTRUCTURE	882,846.50	$ -	$ (882,846.50)			$ 882,846.50	$ -	$ (882,846.50)			6/18/2019	08/03/19	2019	Project was needed to support power to the new construction building and warehouse projects.
0S509	SP03 AIR HEATER BASKET REPL	236,112.04	$ -	$ (236,112.04)			$ 236,112.04	$ -	$ (236,112.04)			6/20/2019	04/17/20	2019	
0S510	SP04 REPL TURBINE COMPONENTS	24,662,665.66	$ -	$ (24,662,665.66)			$ 24,662,665.66	$ -	$ (24,662,665.66)			1/1/2019	06/01/19	2019	Project had been planned as a maintenance item and was determined to be capital after the budget was completed.
0S511	SPURLOCK HAUL PAVING ROAD PH1	-	$ -	$ -			$ -	$ -	$ -			8/30/2019	11/24/20	2019	

Project No.	Project Title/Description	Annual Actual Cost	Annual Original Budget	Variance In Dollars	Variance As Percent	Percent Of Budget	Total Actual Project Cost	Total Budget Project Cost	Variance In Dollars	Date Original Budget Start	Date Original Budget End	Date Actual Start	Date Actual End	Budget Year	Variance Explanation
0S512	SPURLOCK FLY ASH SILO EXHAUSTE	-	$ -	$ -			$ -	$ -	$ -			10/8/2019	05/07/20	2019	
0S513	SPURLOCK U3 AUX STEAM SUPPLY	3,360.00	$ -	$ (3,360.00)			$ 3,360.00	$ -	$ (3,360.00)			10/28/2019		2019	
0S514	SPUR2 BOILR BLOWDWN FLASH TANK	-	$ -	$ -			$ -	$ -	$ -			12/20/2019		2019	
0S515	SPURLOCK U4 CONVEYOR CATWALK	-	$ -	$ -			$ -	$ -	$ -			12/30/2019		2019	
60732L	ELK MOUNTAIN IND LINE CONSTRUC	3,396.96	$ -	$ (3,396.96)			$ 208,611.71	$ 275,000.00	$ 66,388.29	01/01/15	12/31/18	10/3/2017	01/24/19	2019	
60732S	ELK MOUNTAIN IND SUB CONSTRUCT	75,273.63	$ 15,000.00	$ (60,273.63)	-402%	502%	$ 1,185,214.65	$ 2,311,000.00	$ 1,125,785.35	01/01/15	12/31/19	10/2/2017	01/24/19	2019	Carryover
72579L	BROUGHTONTOWN TAP CONSTRUCTION	(11,138.00)	$ 750,000.00	$ 761,138.00	101%	-1%	$ 200,427.07	$ 6,562,000.00	$ 6,361,572.93	01/01/18	12/31/19	4/25/2018		2019	Delayed
72579S	BROUGHTONTOWN SUB CONST	17,064.62	$ 185,000.00	$ 167,935.38	91%	9%	$ 36,969.15	$ 1,500,000.00	$ 1,463,030.85	01/01/18	12/31/21	4/25/2018		2019	Delayed
72593L	CONTOWN TAP LINE CONSTRUCTION	51,281.42	$ -	$ (51,281.42)			$ 100,875.95	$ 540,000.00	$ 439,124.05	01/01/18	12/31/18	5/25/2017	11/13/19	2019	
72593S	CONTOWN DIST SUB CONSTRUCTION	941,732.65	$ 100,000.00	$ (841,732.65)	-842%	942%	$ 1,536,185.32	$ 1,580,000.00	$ 43,814.68	01/01/18	12/31/19	5/25/2017	11/13/19	2019	Estimate Error - EKPC intended to complete as much of this work as possible in 2018. But weather and other project delays pushed the project later into 2019.
72690L	BEKAERT 69KV TAP CONSTRUCTION	53,553.33	$ 300,000.00	$ 246,446.67	82%	18%	$ 53,553.33	$ 1,708,759.00	$ 1,655,205.67	01/01/18	05/30/21	4/16/2019		2019	Delayed
72694S	PEKIN PIKE SUB CONSTRUCTION	3,795.52	$ 100,000.00	$ 96,204.48	96%	4%	$ 60,204.62	$ 2,000,000.00	$ 1,939,795.38	01/01/17	12/31/20	2/2/2017		2019	Delayed
72695S	FOX_HOLLOW 161KV SUB CONSTRUCT	-	$ 250,000.00	$ 250,000.00	100%	0%	$ -	$ 3,200,000.00	$ 3,200,000.00	01/01/18	12/31/20	11/19/2018		2019	Delayed
72723L	LANCASTER TAP CONSTRUCTION	62,640.45	$ -	$ (62,640.45)			$ 63,633.88	$ -	$ (63,633.88)			8/27/2018	12/15/20	2019	
72723S	LANCASTER SUB CONSTRUCTION	18,167.86	$ 500,000.00	$ 481,832.14	96%	4%	$ 136,752.36	$ 1,500,000.00	$ 1,363,247.64	01/01/19	12/31/21	8/27/2018	12/15/20	2019	Delayed
72767L	GRIFFIN TAP CONSTRUCTION	45,961.16	$ -	$ (45,961.16)			$ 139,802.98	$ -	$ (139,802.98)			2/1/2018		2019	
72767S	GRIFFIN SUBSTATION CONTRUCTION	13,503.72	$ 720,000.00	$ 706,496.28	98%	2%	$ 22,985.72	$ 6,350,000.00	$ 6,327,014.28	01/01/19	12/31/21	2/1/2018		2019	Delayed
72773L	RINEYVILLE SW STA TAP CONST	605.69	$ -	$ (605.69)			$ 605.69	$ -	$ (605.69)	01/01/20	07/30/21	9/27/2018		2019	
72830L	MINEOLA TAP CONSTRUCTION	83,544.17	$ -	$ (83,544.17)			$ 83,544.17	$ -	$ (83,544.17)	01/01/20	12/312021	1/4/2019		2019	
72830S	MINEOLA SUB CONSTRUCTION	24,170.18	$ -	$ (24,170.18)			$ 24,170.18	$ -	$ (24,170.18)	01/01/20	12/31/21	1/4/2019		2019	
72834L	APPHARVEST TAP CONSTRUCTION	29,907.89	$ -	$ (29,907.89)			$ 29,907.89	$ -	$ (29,907.89)	01/01/20	12/31/20	5/16/2019	06/18/20	2019	
72834S	APPHARVEST SUB CONSTRUCTION	64,322.23	$ -	$ (64,322.23)			$ 64,322.23	$ -	$ (64,322.23)	01/01/20	12/31/20	5/16/2019	06/18/20	2019	
73381L	DIAGEO TAP CONSTRUCTION	10,022.89	$ -	$ (10,022.89)			$ 10,022.89	$ -	$ (10,022.89)			10/22/2019	11/12/20	2019	
73381S	DIAGEO SUB CONSTRUCTION	16,210.46	$ -	$ (16,210.46)			$ 16,210.46	$ -	$ (16,210.46)			10/22/2019	11/12/20	2019	
BATT-2019	Battery Bank Replacement	148,322.08	$ 230,000.00	$ 81,677.92	36%	64%	$ 148,322.08	$ 230,000.00	$ 81,677.92	01/01/19	12/31/19	1/1/2019	12/31/19	2019	
REAKER-20	Circuit Breaker Replacements	1,484,324.70	$ 230,000.00	$ (1,254,324.70)	-545%	645%	2,584,760.91	$ 230,000.00	$ (2,354,760.91)	01/01/19	12/31/19	1/1/2019	12/31/19	2019	Estimate Error
CAP-2019	Capacitor and SCADA Battery Replacements	113,906.89	$ 112,125.00	$ (1,781.89)	-2%	102%	$ 113,906.89	$ 112,125.00	$ (1,781.89)	01/01/19	12/31/19	1/1/2019	12/31/19	2019	
CCR	CCR/ELG SPURLOCK 1 & 2	93,203,701.53	$ 98,394,885.00	$ 5,191,183.47	5%	95%	$ 128,799,237.22	$ 264,370,056.00	$ 135,570,818.78			1/18/2016		2019	Project underspent contingency in 2019, finished 2019 within 5% of budget. Overall project is inline with budgeted amount but cost was incurred after the end of 2019 and does not show in these figures.
POLE-2019	2019_POLE_CHANGEOUT	156,829.20	$ 230,000.00	$ 73,170.80	32%	68%	$ 156,829.20	$ 230,000.00	$ 73,170.80			1/1/2019	12/31/19	2019	
	Replace Failed Distribution Transformers	1,101,820.27	$ 1,255,500.00	$ 153,679.73	12%	88%	$ 1,101,820.27	$ 1,255,500.00	$ 153,679.73	01/01/19	12/31/19	1/1/2019	12/31/19	2019	
	Remotely Controlled Motor Operated Switches	42,612.56	$ 57,500.00	$ 14,887.44	26%	74%	$ 42,612.56	$ 14,375.00	$ (28,237.56)	01/01/19	12/31/19	1/1/2019	12/31/19	2019	
	Switch and Switch Pole Replacements	-	$ 46,000.00	$ 46,000.00	100%	0%	$ -	$ 46,000.00	$ 46,000.00	01/01/19	12/31/19	1/1/2019	12/31/19	2019	
	High Side Protective Fuse Upgrades	-	$ 46,000.00	$ 46,000.00	100%	0%	$ -	$ 46,000.00	$ 46,000.00	01/01/19	12/31/19	1/1/2019	12/31/19	2019	
	Circuit Breaker Monitors	-	$ 50,000.00	$ 50,000.00	100%	0%	$ -	$ 50,000.00	$ 50,000.00	01/01/19	12/31/19	1/1/2019	12/31/19	2019	
	Kelman DGA Gas Monitors	406,402.57	$ 90,000.00	$ (316,402.57)	-352%	452%	$ 406,402.57	$ 90,000.00	$ (316,402.57)	01/01/19	12/31/19	1/1/2019	12/31/19	2019	
	Grid Sense (I-Grid) Power Quality Monitors	-	$ 100,000.00	$ 100,000.00	100%	0%	$ -	$ 100,000.00	$ 100,000.00	01/01/19	12/31/19	1/1/2019	12/31/19	2019	
	Vacuum Interrupters	-	$ 138,000.00	$ 138,000.00	100%	0%	$ -	$ 138,000.00	$ 138,000.00	01/01/19	12/31/19	1/1/2019	12/31/19	2019	
	Replace Set of 138 kV PTs	7,312.00	$ 165,600.00	$ 158,288.00	96%	4%	$ 7,312.00	$ 165,600.00	$ 158,288.00	01/01/19	12/31/19	1/1/2019	12/31/19	2019	
	Upg/Replace Failed Regulators	479,195.41	$ 184,000.00	$ (295,195.41)	-160%	260%	$ 479,195.41	$ 184,000.00	$ (295,195.41)	01/01/19	12/31/19	1/1/2019	12/31/19	2019	
	Distribution Feeder Additions	135,168.64	$ 230,000.00	$ 94,831.36	41%	59%	$ 135,168.64	$ 230,000.00	$ 94,831.36	01/01/19	12/31/19	1/1/2019	12/31/19	2019	
	Switch and Switch Pole Replacements	-	$ 241,500.00	$ 241,500.00	100%	0%	$ -	$ 241,500.00	$ 241,500.00	01/01/19	12/31/19	1/1/2019	12/31/19	2019	
	Switch and Switch Pole Replacements	-	$ 248,400.00	$ 248,400.00	100%	0%	$ -	$ 248,400.00	$ 248,400.00	01/01/19	12/31/19	1/1/2019	12/31/19	2019	
	Replace OCRs	425,154.17	$ 322,000.00	$ (103,154.17)	-32%	132%	$ 425,154.17	$ 322,000.00	$ (103,154.17)	01/01/19	12/31/19	1/1/2019	12/31/19	2019	

EAST KENTUCKY POWER COOPERATIVE, INC.
PSC CASE NO. 2021-00103
FIRST REQUEST FOR INFORMATION RESPONSE

COMMISSION STAFF'S FIRST REQUEST FOR INFORMATION DATED 3/4/21
REQUEST 7
RESPONSIBLE PERSON: **Mary Jane Warner**
COMPANY: **East Kentucky Power Cooperative, Inc.**

Request 7. Provide the information shown in Schedule D for each construction project in progress, or planned to be in progress, during the 12 months preceding the historical test year and the historical test year.

Response 7. The information requested in Schedule D for the listed periods is provided on pages 2 through 14 of this response.

Schedule
D

East Kentucky Power Cooperative, Inc.
Case No. 2021-00103

Construction Projects
As of December 31, 2019

Line No. (A)	Project No. (B)	Description of Project (C)	Accumulated Costs: Construction Amount (D)	Accumulated Costs: AFUDC Capitalized (E)	Accumulated Costs: Indirect Costs Other (F)*	Accumulated Costs: Total Cost (G=D+E+F)	Estimated Physical Percent Completed (H)
1	0B418	COOP MAIN&TIEBREAK SYNCH CHECK	$ 125,036.05	$ -	$ -	$ 125,036.05	100%
2	0B420	U1 DCS SERVER BACKUP	$ 65,169.15	$ -	$ -	$ 65,169.15	100%
3	0B421	U2 DCS SERVER BACKUP	$ 65,299.14	$ -	$ -	$ 65,299.14	100%
4	0B423	COOPER DEMOLISH MECH HOPPER	$ -	$ -	$ -	$ -	100%
5	0B424	COOPER INLET HOPPER VALVES	$ 359,709.11	$ -	$ -	$ 359,709.11	100%
6	0B425	CP2 PITOT TUBE PURGE SYSTEM	$ 344,306.37	$ -	$ -	$ 344,306.37	100%
7	0B426	FGD BLDG EMERGENCY NOTIF SYS	$ 109,796.55	$ -	$ -	$ 109,796.55	100%
8	0B427	CP01 AIR HEATER BYPASS DUCT	$ 33,661.38	$ -	$ -	$ 33,661.38	100%
9	0B428	COOPER TREATMENT PLANT PH ADJ	$ 23,188.13	$ -	$ -	$ 23,188.13	100%
10	0G006	CO2 FIRE PROT COLLECTOR BEARNG	$ 256,206.61	$ -	$ -	$ 256,206.61	100%
11	0G007	BLUEGRASS DUAL FUEL ADDITION	$ 26,595,542.04	$ -	$ -	$ 26,595,542.04	49%
12	0G008	BG CNTRL RM POWER UPS REPL	$ 13,938.27	$ -	$ -	$ 13,938.27	100%
13	0G009	BG U1 HOT GAS PATH INSPECTION	$ 704,436.69	$ -	$ -	$ 704,436.69	12%
14	0G010	BG U2 HOT GAS PATH INSPECTION	$ 681,894.92	$ -	$ -	$ 681,894.92	12%
15	0G011	BG U3 HOT GAS PATH INSPECTION	$ 689,801.72	$ -	$ -	$ 689,801.72	11%
16	0G012	BLUEGRASS ADD'L LAND PURCHASE	$ 39,944.50	$ -	$ -	$ 39,944.50	100%
17	0G013	BG TURBINE ACCESS PLATFORMS	$ 137,653.62	$ -	$ -	$ 137,653.62	100%
18	0G014	BLUEGRASS CONSTRUCTION OFFICE	$ 644,216.20	$ -	$ -	$ 644,216.20	100%
19	0K025	SMITH LANDFILL	$ 4,751,253.47	$ -	$ -	$ 4,751,253.47	100%
20	0K053	SMITH U1 ABB CONTROLS REPL	$ 313,157.85	$ -	$ -	$ 313,157.85	100%
21	0K054	SMITH U2 ABB CONTROLS REPL	$ 327,448.30	$ -	$ -	$ 327,448.30	100%
22	0K055	SMITH U3 ABB CONTROLS REPL	$ 380,302.76	$ -	$ -	$ 380,302.76	100%
23	0K056	SMITH U4-7 7EA SIMULATOR	$ 117,500.00	$ -	$ -	$ 117,500.00	100%
24	0K058	SMITH 10 TURBINE CONTROLS	$ 445,659.68	$ -	$ -	$ 445,659.68	100%
25	0K059	SMITH 9 & 10 BOP TURBINE CNTRL	$ 542,159.42	$ -	$ -	$ 542,159.42	100%
26	0K060	SMITH 9 TURBINE CONTROLS	$ 444,465.13	$ -	$ -	$ 444,465.13	100%

Line No. (A)	Project No. (B)	Description of Project (C)	Construction Amount (D)	AFUDC Capitalized (E)	Indirect Costs Other (F)*	Total Cost (G=D+E+F)	Estimated Physical Percent Completed (H)	
27	0K061	SMITH ISO PHASE UNITS 9&10	$ 313,697.98	$ -	$ -	$ 313,697.98	100%	
28	0K062	9&10 CO2 FIRE PROTECTION EXT	$ 255,324.00	$ -	$ -	$ 255,324.00	94%	
29	0K063	SMITH 3 WAY DISCONNECT CTRLS	$ -	$ -	$ -	$ -	0%	*
30	0K064	SMITH 1 BATTERY REPLACEMENT	$ -	$ -	$ -	$ -	0%	*
31	0K065	SMITH 2 BATTERY REPLACEMENT	$ -	$ -	$ -	$ -	0%	*
32	0K066	SMITH 3 BATTERY REPLACEMENT	$ -	$ -	$ -	$ -	0%	*
33	0K067	SMITH BOP BATTERY REPLACEMENT	$ -	$ -	$ -	$ -	0%	*
34	0K068	SMITH 10 TURBINE I/O REPL	$ -	$ -	$ -	$ -	0%	*
35	0K069	SMITH 9 TURBINE I/O REPL	$ -	$ -	$ -	$ -	0%	*
36	0S424	SP PHYSICAL SITE SECURITY PH1	$ 3,986,699.93	$ -	$ -	$ 3,986,699.93	97%	
37	0S425	SP1&2 4160V CABLE RPLCMNT	$ 1,877,955.80	$ -	$ -	$ 1,877,955.80	100%	
38	0S436	UNIT3 MOTOR CTRL CNTR RETROFIT	$ 1,243,021.41	$ -	$ -	$ 1,243,021.41	100%	
39	0S445	SP02 INST ABSORBER SPRAY HEADS	$ 386,133.35	$ -	$ -	$ 386,133.35	4%	
40	0S450	SP04 BATTERY BANK REPL	$ 348,122.20	$ -	$ -	$ 348,122.20	100%	
41	0S454	VACUUM TRUCK ASH TRF STATION	$ 2,350,114.02	$ -	$ -	$ 2,350,114.02	100%	
42	0S458	SP AMMONIA SECONDARY CONTAINMT	$ 1,050,779.86	$ -	$ -	$ 1,050,779.86	100%	
43	0S462	SP02 ESS SVC MCC-2A & MCC-2B	$ 574,430.11	$ -	$ -	$ 574,430.11	100%	
44	0S464	SPURLOCK PLANT DRAIN SYSTEM	$ 1,624,615.78	$ -	$ -	$ 1,624,615.78	100%	
45	0S465	SP04 SILO DUST SUPPRESSION SYS	$ 99,165.25	$ -	$ -	$ 99,165.25	100%	
46	0S466	SP1&2 SILO DUST SUPPRESION SYS	$ 127,547.22	$ -	$ -	$ 127,547.22	100%	
47	0S470	SPURLOCK 3 BAGHOUSE LINING	$ 4,596,029.48	$ -	$ -	$ 4,596,029.48	84%	
48	0S471	SPURLOCK 4 BAGHOUSE LINING	$ 4,602,877.80	$ -	$ -	$ 4,602,877.80	95%	
49	0S472	SPURLOCK PHY SITE SEC PH 2-5	$ 2,179,912.25	$ -	$ -	$ 2,179,912.25	100%	
50	0S473	SP03 BOILER PIPE HANGER ACCESS	$ 432,439.56	$ -	$ -	$ 432,439.56	100%	
51	0S475	SP04 BAGHOUSE CAGE REPL	$ 1,017,622.13	$ -	$ -	$ 1,017,622.13	100%	
52	0S476	LANDFILL EXP AREA C PH#4	$ 5,916,754.23	$ -	$ -	$ 5,916,754.23	97%	
53	0S477	SP01 AIR HEATER BASKET REPL	$ 1,611,898.41	$ -	$ -	$ 1,611,898.41	100%	
54	0S478	SPURLOCK 3 CONTROL UPGRADES	$ 912,176.88	$ -	$ -	$ 912,176.88	99%	
55	0S479	SP01 AIR HTR CS SECTOR PLATES	$ 97,529.54	$ -	$ -	$ 97,529.54	100%	
56	0S480	SP04 AIR HTR MODULE REPL	$ 3,703,881.53	$ -	$ -	$ 3,703,881.53	100%	
57	0S481	SP01 ABSORBER SPRAY HEADER	$ 5,371,771.78	$ -	$ -	$ 5,371,771.78	71%	
58	0S482	SP LANDFILL EXP AREA D PH#1	$ 1,144.55	$ -	$ -	$ 1,144.55	2%	
59	0S483	CCR/ELG WATER MASS BAL POND	$ 25,493.00	$ -	$ -	$ 25,493.00	77%	
60	0S484	CCR/ELG SWITCHYARD ADDTN	$ 898,654.42	$ -	$ -	$ 898,654.42	100%	
61	0S485	CCR/ELG WWT	$ 8,813,101.24	$ -	$ -	$ 8,813,101.24	100%	

Line No. (A)	Project No. (B)	Description of Project (C)	Construction Amount (D)	AFUDC Capitalized (E)	Indirect Costs Other (F)*	Total Cost (G=D+E+F)	Estimated Physical Percent Completed (H)	
62	0S486	CCR/ELG UNIT3 NIDS	$ 3,204,961.47	$ -	$ -	$ 3,204,961.47	100%	
63	0S487	LANDFILL AREA C - PHASE 5	$ 1,128.21	$ -	$ -	$ 1,128.21	41%	
64	0S488	LIME CONVEYOR/ALT FUEL FEED	$ 2,347,626.11	$ -	$ -	$ 2,347,626.11	89%	
65	0S489	SPURLOCK ROTARY FEEDER NIDS	$ 1,140,374.19	$ -	$ -	$ 1,140,374.19	94%	
66	0S491	SPURLOCK TW3 NEW WELL	$ 206,259.73	$ -	$ -	$ 206,259.73	100%	
67	0S492	SPURLOCK CONSTRUCTION OFFICE B	$ 1,951,001.87	$ -	$ -	$ 1,951,001.87	100%	
68	0S493	TRANSFER TWR 2 BYPASS CHUTE	$ 1,349,668.33	$ -	$ -	$ 1,349,668.33	100%	
69	0S494	SP01 COOLING TWR REPLACEMENT	$ 1,792,479.99	$ -	$ -	$ 1,792,479.99	20%	
70	0S495	SP04 BOILER PIPE PLATFORM	$ 43,906.03	$ -	$ -	$ 43,906.03	13%	
71	0S496	SP02 COOLING TWR BATT BANK	$ 47,583.36	$ -	$ -	$ 47,583.36	100%	
72	0S498	SPURLOCK CBU DIGGING LADDER	$ 3,345,641.73	$ -	$ -	$ 3,345,641.73	99%	
73	0S499	SP02 PULVERIZER CRANES REPL	$ 930,929.98	$ -	$ -	$ 930,929.98	100%	
74	0S500	SP02 REPL FEEDWATER HEATER #5	$ 129,133.00	$ -	$ -	$ 129,133.00	9%	
75	0S501	SP03 INSTALL STARTER FBAC/FBHE	$ 127,662.43	$ -	$ -	$ 127,662.43	24%	
76	0S502	SP04 INSTALL STARTER FBAC/FBHE	$ 88,713.38	$ -	$ -	$ 88,713.38	20%	
77	0S503	SP04 COAL SILOS NEW LINER	$ 3,637,935.91	$ -	$ -	$ 3,637,935.91	100%	
78	0S504	SPURLOCK REMOTE FAST DEGAS SYS	$ 913,098.11	$ -	$ -	$ 913,098.11	50%	
79	0S505	SPURLOCK UC5 CONVEYOR CATWALK	$ 597,040.08	$ -	$ -	$ 597,040.08	100%	
80	0S506	CENTRALIZED PI SERVER HEADQTRS	$ 238,979.83	$ -	$ -	$ 238,979.83	42%	
81	0S507	SPURLOCK REPL CO2 SYSTEM	$ 41,927.13	$ -	$ -	$ 41,927.13	3%	
82	0S508	SPUR ELECTRIC INFRASTRUCTURE	$ 882,846.50	$ -	$ -	$ 882,846.50	100%	
83	0S509	SP03 AIR HEATER BASKET REPL	$ 236,112.04	$ -	$ -	$ 236,112.04	37%	
84	0S510	SP04 REPL TURBINE COMPONENTS	$ 24,662,665.66	$ -	$ -	$ 24,662,665.66	100%	
85	0S511	SPURLOCK HAUL PAVING ROAD PH1	$ -	$ -	$ -	$ -	0%	*
86	0S512	SPURLOCK FLY ASH SILO EXHAUSTE	$ -	$ -	$ -	$ -	0%	*
87	0S513	SPURLOCK U3 AUX STEAM SUPPLY	$ 3,360.00	$ -	$ -	$ 3,360.00	2%	
88	0S514	SPUR2 BOILR BLOWDWN FLASH TANK	$ -	$ -	$ -	$ -	0%	*
89	0S515	SPURLOCK U4 CONVEYOR CATWALK	$ -	$ -	$ -	$ -	0%	*
90	0S531	CCR/ELG UNIT4 NIDS	$ -	$ -	$ -	$ -	0%	*
91	0S532	CCR/ELG FA/BA U1	$ -	$ -	$ -	$ -	0%	*
92	0S533	CCR/ELG FA/BA U2	$ -	$ -	$ -	$ -	0%	*
93	0S534	CCR/ELG FA/BA COMMON	$ -	$ -	$ -	$ -	0%	*
94	0S536	CCR/ELG POND CHEM FEED	$ -	$ -	$ -	$ -	0%	*
95	0S537	CCR/ELG BOP	$ -	$ -	$ -	$ -	0%	*
96	12770	RED BUSH- THELMA LINE RELOC	$ 204,192.94	$ -	$ -	$ 204,192.94	40%	

Line No. (A)	Project No. (B)	Description of Project (C)	Construction Amount (D)	AFUDC Capitalized (E)	Indirect Costs Other (F)*	Total Cost (G=D+E+F)	Estimated Physical Percent Completed (H)
97	12801	AIRPRT RD-NEWFNDLND-MAZIE RBLD	$ 5,237,103.33	$ -	$ -	$ 5,237,103.33	85%
98	12802	AIRPORT RD-LEON LINE RECONDUCT	$ 13.08	$ -	$ -	$ 13.08	0%
99	12803	DALE-HUNT RETIRE 69KV LINE	$ 1,254,161.96	$ -	$ -	$ 1,254,161.96	100%
100	12804	HOPE-HILLSBORO 69KV REBUILD	$ 3,839,389.19	$ -	$ -	$ 3,839,389.19	73%
101	12806	STEPHENSBURG-HDGNVILLE REBUILD	$ 5,082,325.58	$ -	$ -	$ 5,082,325.58	67%
102	12811	BRIDGEPORT #2 REPL 1 OCR	$ 11,913.36	$ -	$ -	$ 11,913.36	100%
103	12813	COOPER CONTROL BLDG REPLACE	$ 1,809,228.13	$ -	$ -	$ 1,809,228.13	84%
104	12816	SPURLOCK- FLEMINGSBURG REROUTE	$ 778,625.84	$ -	$ -	$ 778,625.84	64%
105	12852	SOMERSET REPL 3 OCRS	$ 24,104.41	$ -	$ -	$ 24,104.41	100%
106	12920	FOX HOLLOW REPL BATTERY BANK	$ 6,803.87	$ -	$ -	$ 6,803.87	100%
107	12927	FAWKES 138KV BUS DIFF PANEL R	$ 79,679.79	$ -	$ -	$ 79,679.79	100%
108	12930	AVON BUS RECONFIGURATION	$ 2,171,153.59	$ -	$ -	$ 2,171,153.59	100%
109	12936	BOONE BREAKER ADD & DIFF RELAY	$ 459,645.92	$ -	$ -	$ 459,645.92	75%
110	12939	CAVE CITY_SUB MODIFICATION	$ 166,958.02	$ -	$ -	$ 166,958.02	100%
111	12941	SUMMERSVILLE SUB REBUILD	$ 1,397,694.67	$ -	$ -	$ 1,397,694.67	92%
112	12952	SUMMERSHADE 161kV STN & CTRL B	$ 2,503,220.21	$ -	$ -	$ 2,503,220.21	80%
113	12968	TWO-WAY RADIO SYSTEM REPL	$ 827,581.51	$ -	$ -	$ 827,581.51	21%
114	12978	HOPE SUBSTATION REBUILD	$ 1,789,003.14	$ -	$ -	$ 1,789,003.14	98%
115	12979	MILE LANE SUB REBUILD & UPGR	$ 1,268,538.84	$ -	$ -	$ 1,268,538.84	100%
116	12980	MONTICELLO SUBSTATION REBUILD	$ 205,423.63	$ -	$ -	$ 205,423.63	3%
117	12981	SPURLOCK-STUART 345 kV REBUILD	$ 1,320,966.64	$ -	$ -	$ 1,320,966.64	100%
118	12982	2017 RTU REPLACEMENTS	$ 1,498,215.49	$ -	$ -	$ 1,498,215.49	100%
119	12987	POWELL COUNTY CONTRL BLDG REPL	$ 1,136,510.32	$ -	$ -	$ 1,136,510.32	89%
120	12994	HELECHAWA SYNC BREAKER REPL	$ 137,823.84	$ -	$ -	$ 137,823.84	100%
121	12995	BILL WELLS CAP BANK CTRL REPL	$ 39,421.36	$ -	$ -	$ 39,421.36	100%
122	12996	NICHOLASVILE CAP BNK CTRL REPL	$ 40,974.41	$ -	$ -	$ 40,974.41	100%
123	12997	FRENCHBURG CAP BANK CTRL REPL	$ 17,529.29	$ -	$ -	$ 17,529.29	100%
124	13006	RUSSELL_CO REPL 161kV CIRC SW	$ 56,799.72	$ -	$ -	$ 56,799.72	100%
125	13019	CLAY VILLAGE REPL 3 REGULATORS	$ 103,852.54	$ -	$ -	$ 103,852.54	100%
126	13020	DARWINTHMS REPL 3 REGULATORS	$ 97,983.81	$ -	$ -	$ 97,983.81	100%
127	13021	MARIBA REPL 3 REGULATORS	$ 33,820.86	$ -	$ -	$ 33,820.86	100%
128	13022	STEPHENSBURG REPL 3 REGULATORS	$ 42,911.29	$ -	$ -	$ 42,911.29	100%
129	13023	TEMPLE HILL REPL 3 REGULATORS	$ 53,782.45	$ -	$ -	$ 53,782.45	100%
130	13024	UPCHURCH REPL 3 REGULATORS	$ 55,838.61	$ -	$ -	$ 55,838.61	100%
131	13025	BEKAERT#1 REPL 3 REGULATORS	$ 58,443.47	$ -	$ -	$ 58,443.47	100%

Line No. (A)	Project No. (B)	Description of Project (C)	Construction Amount (D)	AFUDC Capitalized (E)	Indirect Costs Other (F)*	Total Cost (G=D+E+F)	Estimated Physical Percent Completed (H)
132	13026	MUNK REPL 3 REGULATORS	$ 64,266.74	$ -	$ -	$ 64,266.74	100%
133	13027	WR SMOOT#2 REPL 3 REGULATORS	$ 63,599.24	$ -	$ -	$ 63,599.24	100%
134	13028	RENAKER DATA1&2 LEASE LINE REP	$ 108,820.57	$ -	$ -	$ 108,820.57	99%
135	13029	LAUREL CO DATA2 LEASE LINE REP	$ 276,803.41	$ -	$ -	$ 276,803.41	81%
136	13031	AVON-DALE-SMITH REPLACE OPGW	$ 1,038,172.51	$ -	$ -	$ 1,038,172.51	100%
137	13035	BULLC-JOET DAVIT ARM REPL PROG	$ 268,090.03	$ -	$ -	$ 268,090.03	100%
138	13036	BEC-BONAYR DAVIT ARM REPL PROG	$ 3,546.60	$ -	$ -	$ 3,546.60	100%
139	13037	FOXH-PARK DAVIT ARM REPL PROG	$ 3,978.96	$ -	$ -	$ 3,978.96	100%
140	13038	BON-CAVEC DAVIT ARM REPL PROG	$ 78,522.40	$ -	$ -	$ 78,522.40	100%
141	13042	STANTON COM BLDG REPLACEMENT	$ 415,194.32	$ -	$ -	$ 415,194.32	84%
142	13043	TYNER COM BUILDING REPLACEMENT	$ 446,344.30	$ -	$ -	$ 446,344.30	100%
143	13044	W BARDSTOWN REPL 1 REGULATOR	$ 34,151.50	$ -	$ -	$ 34,151.50	100%
144	13045	LEBANONJCT METERING REPL	$ 57,031.27	$ -	$ -	$ 57,031.27	100%
145	13046	PPG REPL 1 VACUUM BREAKER	$ 15,431.95	$ -	$ -	$ 15,431.95	100%
146	13047	BARDSTOWN 2018 POLE CHANGEOUT	$ 45,476.43	$ -	$ -	$ 45,476.43	100%
147	13048	CRITTENDEN 2018 POLE CHANGEOUT	$ 38,242.00	$ -	$ -	$ 38,242.00	100%
148	13050	WINCHESTER 2018 POLE CHANGEOUT	$ 142,927.96	$ -	$ -	$ 142,927.96	89%
149	13051	NELSON VALLEY REPL 1 REGULATOR	$ 15,504.27	$ -	$ -	$ 15,504.27	100%
150	13053	SNOW REPL 2 REGULATORS	$ 29,857.10	$ -	$ -	$ 29,857.10	100%
151	13054	BAKERS_LAN REPL BATTERY BANK	$ 67,976.86	$ -	$ -	$ 67,976.86	100%
152	13055	TYNER Key Int Removal & CS Add	$ 460,420.41	$ -	$ -	$ 460,420.41	92%
153	13056	LONG BRANCH RD HWY RELOCATION	$ 75,195.21	$ -	$ -	$ 75,195.21	100%
154	13057	HT ADAMS REPL 1 OCR	$ 10,087.15	$ -	$ -	$ 10,087.15	100%
155	13059	WOOD POLE REPLACEMENT	$ 1,315,890.98	$ -	$ -	$ 1,315,890.98	99%
156	13060	BARREN_CO REPL 125V BATT BANK	$ 49,331.82	$ -	$ -	$ 49,331.82	100%
157	13061	E_BARDSTWN REPL 125V BATT BANK	$ 47,637.68	$ -	$ -	$ 47,637.68	100%
158	13062	FALL ROCK REPL 125V BATT BANK	$ 48,734.70	$ -	$ -	$ 48,734.70	100%
159	13063	WAYNE CO REPL 125V BATT BANK	$ 47,176.34	$ -	$ -	$ 47,176.34	100%
160	13064	SPURLOCK NEW WAREHOUSE	$ 4,598,037.04	$ -	$ -	$ 4,598,037.04	91%
161	13065	BOONEVILLE REPL CAP BANK CTRL	$ 93,168.27	$ -	$ -	$ 93,168.27	100%
162	13066	LEBANONJCT REPL TAP SWITCHES	$ 122,941.72	$ -	$ -	$ 122,941.72	100%
163	13067	LOGAN #1 REPL 1 OCR	$ 8,824.30	$ -	$ -	$ 8,824.30	100%
164	13068	SUMMRSHD REPL TELCOM BAT/CHRGR	$ 32,574.35	$ -	$ -	$ 32,574.35	100%
165	13069	W BEREA REPL TELECOM BAT/CHRGR	$ 29,024.45	$ -	$ -	$ 29,024.45	100%
166	13070	N CLARK REPL TELECOM BATT/CHRG	$ 17,608.37	$ -	$ -	$ 17,608.37	100%

Line No. (A)	Project No. (B)	Description of Project (C)	Construction Amount (D)	AFUDC Capitalized (E)	Indirect Costs Other (F)*	Total Cost (G=D+E+F)	Estimated Physical Percent Completed (H)	
167	13071	GREENSBRG REPL TELECOM BAT/CHG	$ 32,177.14	$ -	$ -	$ 32,177.14	100%	
168	13072	FOLSOM REPL TELECOM BATT/CHRGR	$ 31,955.18	$ -	$ -	$ 31,955.18	100%	
169	13073	BOONE REPL TELECOM BATT/CHRGR	$ 22,976.46	$ -	$ -	$ 22,976.46	100%	
170	13074	BARREN REPL TELECOM BATT/CHRG	$ 25,918.32	$ -	$ -	$ 25,918.32	100%	
171	13075	MORGAN REPL TELECOM BATT/CHRGR	$ 38,847.99	$ -	$ -	$ 38,847.99	100%	
172	13076	GODDARD REPL TELECOM BATT/CHRG	$ 17,344.94	$ -	$ -	$ 17,344.94	100%	
173	13077	HEADQRTERS REPL 125V BATT BANK	$ 48,184.68	$ -	$ -	$ 48,184.68	100%	
174	13078	RENAKER REPL 125V BATT BANK	$ 48,374.05	$ -	$ -	$ 48,374.05	100%	
175	13079	W_BEREA REPL 125V BATT BANK	$ 47,173.88	$ -	$ -	$ 47,173.88	100%	
176	13080	GREEN_CO REPL 161KV BREAKER	$ 100,719.02	$ -	$ -	$ 100,719.02	100%	
177	13081	BRACKEN_CO REPL 69KV BREAKER	$ 61,021.52	$ -	$ -	$ 61,021.52	100%	
178	13082	INDEX REPL 1 OCR	$ 13,973.78	$ -	$ -	$ 13,973.78	52%	
179	13085	AVON REPL 2 138KV BREAKERS	$ 135,688.57	$ -	$ -	$ 135,688.57	100%	
180	13086	FLOYD SUBSTATION REBUILD	$ 1,223,788.03	$ -	$ -	$ 1,223,788.03	98%	
181	13087	GOODNIGHT REPLACE FENCE	$ 44,536.63	$ -	$ -	$ 44,536.63	100%	
182	13088	MT_STERLING REPL 1 REGULATOR	$ 6,861.96	$ -	$ -	$ 6,861.96	100%	
183	13090	RICE REPL 1 SINGLE PH TRANSFRM	$ 20,188.35	$ -	$ -	$ 20,188.35	100%	
184	13091	HQTR_MLLRBRG US68 HWY RELO	$ -	$ -	$ -	$ -	100%	
185	13092	BLEVINS_VALLEY REPL 1 TRANS	$ 10,167.52	$ -	$ -	$ 10,167.52	100%	
186	13093	HILDA #2_REPL 1 OCR	$ 12,889.33	$ -	$ -	$ 12,889.33	100%	
187	13094	FOX HOLLOW REPL 1 OCR	$ 12,478.04	$ -	$ -	$ 12,478.04	100%	
188	13095	BULLITT_CO REPL 2 161 BREAKERS	$ 160,554.12	$ -	$ -	$ 160,554.12	100%	
189	13096	SPURLOCK REPL 1 BREAKER	$ 61,666.81	$ -	$ -	$ 61,666.81	100%	
190	13098	NEWFNDLAND REPL 1 REGULATOR	$ 6,523.39	$ -	$ -	$ 6,523.39	100%	
191	13099	RUSSELL_SPRNGS#2 REPL 1 TRANS	$ 16,694.74	$ -	$ -	$ 16,694.74	100%	
192	13100	CUMBERLAND_FALLS REPL 3 REGS	$ 20,163.40	$ -	$ -	$ 20,163.40	100%	
193	13101	BIG_BONE REPL 2 3333 TRANSFMR	$ 28,736.29	$ -	$ -	$ 28,736.29	100%	
194	13102	SUBSTATION FIREWALL INSTALL	$ -	$ -	$ -	$ -	0%	*
195	13103	COOPER REF PROTECTION INSTALL	$ 110,628.55	$ -	$ -	$ 110,628.55	100%	
196	13104	CARPENTER REPL 3 REGULATORS	$ 56,759.19	$ -	$ -	$ 56,759.19	100%	
197	13105	CHARTERS REPL 1 REGULATOR	$ 14,394.29	$ -	$ -	$ 14,394.29	100%	
198	13106	CLAY CITY REPL 1 REGULATOR	$ 13,270.25	$ -	$ -	$ 13,270.25	100%	
199	13107	HICKRYPLNS REPL CAP BANK BRKR	$ 81,396.15	$ -	$ -	$ 81,396.15	100%	
200	13108	GLDBG-WHTLY CITY 69KV REBUILD	$ 218,016.10	$ -	$ -	$ 218,016.10	68%	
201	13109	BOONE_CO-WMSTOWN RECONDUCTOR	$ 20,658.56	$ -	$ -	$ 20,658.56	42%	

Line No. (A)	Project No. (B)	Description of Project (C)	Construction Amount (D)	AFUDC Capitalized (E)	Indirect Costs Other (F)*	Total Cost (G=D+E+F)	Estimated Physical Percent Completed (H)	
202	13110	WNICLSVLE REPL 1 REGULATOR	$ 23,089.65	$ -	$ -	$ 23,089.65	100%	
203	13111	FAYETTE INSTALL DGA MONITOR	$ 51,284.54	$ -	$ -	$ 51,284.54	100%	
204	13112	POWELL_CO INTALL DGA MONITOR	$ 53,618.74	$ -	$ -	$ 53,618.74	100%	
205	13113	NINEVAH REPL 1 OCR	$ 13,073.03	$ -	$ -	$ 13,073.03	100%	
206	13114	SHARKEY REPL 1 REGULATOR	$ 19,725.67	$ -	$ -	$ 19,725.67	100%	
207	13115	MAPLESVILLE REPL 1 REGULATOR	$ 7,436.94	$ -	$ -	$ 7,436.94	100%	
208	13116	COLUMBIA REPL 6 OCRS	$ 42,816.90	$ -	$ -	$ 42,816.90	100%	
209	13117	DALE REPL 1 BREAKER	$ 896.45	$ -	$ -	$ 896.45	12%	
210	13118	HQ SANITARY SEWER SYS UPGRADES	$ 247,192.06	$ -	$ -	$ 247,192.06	66%	
211	13119	S_FLOYD REPL 1 REGULATOR	$ 19,852.32	$ -	$ -	$ 19,852.32	100%	
212	13120	BRODHEAD REPL 1 REGULATOR	$ 13,464.56	$ -	$ -	$ 13,464.56	100%	
213	13121	DRAWING MANAGEMENT SYSTEM	$ 420,693.01	$ -	$ -	$ 420,693.01	100%	
214	13122	THREE FORKS REPL 1 REGULATOR	$ 13,182.98	$ -	$ -	$ 13,182.98	100%	
215	13123	HILDA #1 REPL 1 REGULATOR	$ 19,280.98	$ -	$ -	$ 19,280.98	100%	
216	13124	CAMPBELLSBRG INSTALL FENCING	$ 30,494.63	$ -	$ -	$ 30,494.63	100%	
217	13125	SOUTH FORK DIST SUB REBUILD	$ 23,352.27	$ -	$ -	$ 23,352.27	70%	
218	13126	BEATTYVILLE REPL 1 REGULATOR	$ 14,114.81	$ -	$ -	$ 14,114.81	100%	
219	13127	N SPRINGFIELD REPL 1 REGULATOR	$ 19,515.36	$ -	$ -	$ 19,515.36	100%	
220	13128	MILLER HUNT REPL 1 OCR	$ 12,593.85	$ -	$ -	$ 12,593.85	100%	
221	13129	CAVE_RUN REPL 3 REGULATORS	$ 32,873.71	$ -	$ -	$ 32,873.71	100%	
222	13130	CARSON REPL 1 REGULATOR	$ 13,850.04	$ -	$ -	$ 13,850.04	100%	
223	13131	W_NICHOLASVILLE REPL 1 OCR	$ 18,065.52	$ -	$ -	$ 18,065.52	100%	
224	13132	GREEN_HALL REPL 1 REGULATOR	$ 12,052.36	$ -	$ -	$ 12,052.36	100%	
225	13133	INLAND REMOVE CSW ADD RELAYS	$ 17,574.54	$ -	$ -	$ 17,574.54	100%	
226	13134	WOODSTOCK REPL 1 OCR	$ 8,576.07	$ -	$ -	$ 8,576.07	100%	
227	13135	FOX_HOLLOW REPL 1 REGULATOR	$ 11,310.81	$ -	$ -	$ 11,310.81	100%	
228	13137	DECOMISSION LANCASTER SUB	$ -	$ -	$ -	$ -	0%	*
229	13138	ARKLAND REPL 1 OCR	$ 7,960.09	$ -	$ -	$ 7,960.09	100%	
230	13139	CAVE RUN REPL 4 TRANSFORMERS	$ 55,414.63	$ -	$ -	$ 55,414.63	100%	
231	13140	COOPER_SWT REPL 69KV BREAKER	$ 89,924.65	$ -	$ -	$ 89,924.65	100%	
232	13141	COOPER_SWT REPL 3 161KV PT	$ 36,405.97	$ -	$ -	$ 36,405.97	100%	
233	13142	WINCHESTER SHED ENCL BUILDOUT	$ 77,791.70	$ -	$ -	$ 77,791.70	100%	
234	13143	WINCHESTER LAYDOWN YARD	$ -	$ -	$ -	$ -	0%	*
235	13144	LORETTO NEW CIRCUIT ADDITION	$ 28,826.47	$ -	$ -	$ 28,826.47	100%	
236	13145	WIBORG REPL 1 3-PH TRANSFORMER	$ 128,605.68	$ -	$ -	$ 128,605.68	100%	

Line No. (A)	Project No. (B)	Description of Project (C)	Construction Amount (D)	AFUDC Capitalized (E)	Indirect Costs Other (F)*	Total Cost (G=D+E+F)	Estimated Physical Percent Completed (H)	
237	13147	MILLER-HUNT INSTALL FENCING	$ 75,081.30	$ -	$ -	$ 75,081.30	98%	
238	13150	2019 STEEL POLE REPL PROGRAM	$ 1,392,730.67	$ -	$ -	$ 1,392,730.67	92%	
239	13151	AVON REPL 3 345kV CCVT	$ 7,518.20	$ -	$ -	$ 7,518.20	100%	
240	13152	RETIRE OAKDALE TAP	$ 11,171.03	$ -	$ -	$ 11,171.03	50%	
241	13153	LEBANONJCT#1 REPL 1 REGULATOR	$ 11,479.49	$ -	$ -	$ 11,479.49	100%	
242	13154	DARWINTHMS INSTALL OWS TANK	$ 25,449.78	$ -	$ -	$ 25,449.78	100%	
243	13156	ROCKHOLDS DIST SUB REBUILD	$ 9,327.60	$ -	$ -	$ 9,327.60	49%	
244	13157	HODGENVILLE REPL BREAKER	$ 53,793.28	$ -	$ -	$ 53,793.28	100%	
245	13159	WHITLEYCTY REPL 1 REGULATOR	$ 17,568.51	$ -	$ -	$ 17,568.51	100%	
246	13160	COOPERDIST REPL 3 REGULATORS	$ 31,558.46	$ -	$ -	$ 31,558.46	100%	
247	13161	SANDY_HOOK REPL 1 TRANSFORMER	$ 11,605.59	$ -	$ -	$ 11,605.59	100%	
248	13162	NEWFOUNDLAND SUB REBUILD	$ 4,988.35	$ -	$ -	$ 4,988.35	94%	
249	13163	NELSON VALLEY_REPL 1 REGULATOR	$ 11,490.00	$ -	$ -	$ 11,490.00	100%	
250	13165	BADGERMW REPL COMM BUILDING	$ 440,175.63	$ -	$ -	$ 440,175.63	100%	
251	13166	NELSON_CO REPL 608 BREAKER	$ 48,503.55	$ -	$ -	$ 48,503.55	100%	
252	13167	POWELL_CO REPL 3 BREAKERS	$ 177,569.50	$ -	$ -	$ 177,569.50	100%	
253	13168	SOUTH FLOYD REPL 1 REGULATOR	$ 20,018.00	$ -	$ -	$ 20,018.00	100%	
254	13169	BILL WELLS REPL 1 REGULATOR	$ 11,801.95	$ -	$ -	$ 11,801.95	100%	
255	13170	PACTOLUS REPL 1 REGULATOR	$ 11,382.77	$ -	$ -	$ 11,382.77	100%	
256	13171	GIRDLER REPL 1 REGULATOR	$ 10,735.40	$ -	$ -	$ 10,735.40	100%	
257	13172	HODGNVLLSW REPL 69KV BREAKER	$ 47,679.85	$ -	$ -	$ 47,679.85	100%	
258	13173	AIRPORT REPL 1 OCR	$ 22,356.26	$ -	$ -	$ 22,356.26	100%	
259	13174	CAVE CITY CIRCUIT ADDITION	$ 105,867.33	$ -	$ -	$ 105,867.33	100%	
260	13175	SPURLOCKSTA 138KV UPGRADE	$ 1,109,213.66	$ -	$ -	$ 1,109,213.66	100%	
261	13176	MARION_CO REPL CONTROL BLDG	$ 11,376.43	$ -	$ -	$ 11,376.43	1%	
262	13177	FOUR_OAKS REPL 1 REGULATOR	$ 7,335.03	$ -	$ -	$ 7,335.03	100%	
263	13178	CASEY_CO REPL 69KV BREAKER	$ 48,806.65	$ -	$ -	$ 48,806.65	100%	
264	13180	ARGENTUM REPL 69KV BREAKER	$ 189.00	$ -	$ -	$ 189.00	0%	
265	13181	DENNY REPLACE 69KV BREAKER	$ 1,511.42	$ -	$ -	$ 1,511.42	3%	
266	13182	FAYETTE REPL 69KV BREAKER	$ 72,258.30	$ -	$ -	$ 72,258.30	100%	
267	13183	LAUREL_CO REPL 69KV BREAKER	$ 52,749.96	$ -	$ -	$ 52,749.96	100%	
268	13184	LIBERTYJCT REPL 69KV BREAKER	$ -	$ -	$ -	$ -	0%	*
269	13185	OWEN_CO REPL 69KV BREAKER	$ 54,309.32	$ -	$ -	$ 54,309.32	100%	
270	13186	RUSSELL_CO REPL 69KV BREAKER	$ 56,204.21	$ -	$ -	$ 56,204.21	100%	
271	13187	STANLYPRKR REPL 69KV BREAKER	$ 51,545.28	$ -	$ -	$ 51,545.28	100%	

Line No. (A)	Project No. (B)	Description of Project (C)	Construction Amount (D)	AFUDC Capitalized (E)	Indirect Costs Other (F)*	Total Cost (G=D+E+F)	Estimated Physical Percent Completed (H)	
272	13188	SPURLOCKSTA REPL 3 138KV BRKR	$ 343,328.25	$ -	$ -	$ 343,328.25	85%	
273	13189	HICKRYPLNS REPL 1 OCR	$ 14,321.69	$ -	$ -	$ 14,321.69	100%	
274	13190	BLUEGRASS SPARE GSU	$ 13,494.07	$ -	$ -	$ 13,494.07	0%	
275	13191	LEES LICK_SUB UPGRADE	$ 5,509.63	$ -	$ -	$ 5,509.63	100%	
276	13192	2019 DISTRIBUTION CAP BANKS	$ 21,133.01	$ -	$ -	$ 21,133.01	46%	
277	13193	SUBLETT REPL 1 REGULATOR	$ 13,274.97	$ -	$ -	$ 13,274.97	100%	
278	13194	ASAHI_MOTOR REPL 1 REGULATOR	$ 13,931.00	$ -	$ -	$ 13,931.00	100%	
279	13195	BARDSTOWN 2019 POLE CHANGEOUT	$ 5,850.28	$ -	$ -	$ 5,850.28	50%	
280	13196	BURNSIDE 2019 POLE CHANGEOUT	$ 161,533.07	$ -	$ -	$ 161,533.07	98%	
281	13197	CRITTENDEN 2019 POLE CHANGEOUT	$ 15,825.43	$ -	$ -	$ 15,825.43	96%	
282	13198	WINCHESTER 2019 POLE CHANGEOUT	$ 51,071.77	$ -	$ -	$ 51,071.77	98%	
283	13199	SLAT REPLACE 1 REGULATOR	$ 23,796.59	$ -	$ -	$ 23,796.59	100%	
284	13202	HT ADAMS INSTALL SWITCH	$ 206,829.94	$ -	$ -	$ 206,829.94	74%	
285	13204	SLAT REPL RELAY CTRL CABINET	$ 6,395.47	$ -	$ -	$ 6,395.47	21%	
286	13207	SCADA FREQUENCIES PURCHASE	$ 902,166.00	$ -	$ -	$ 902,166.00	100%	
287	13209	KU HORSE CAVE INST 3 MOAB SWTC	$ 42,612.56	$ -	$ -	$ 42,612.56	100%	
288	13210	JOE TICHENOR REPLACE 1 OCR	$ 9,373.77	$ -	$ -	$ 9,373.77	100%	
289	13211	LORETTO REPLACE STRUCTURE	$ 42,444.91	$ -	$ -	$ 42,444.91	98%	
290	13212	CYNTH-RENAKER REPL WOOD POLES	$ -	$ -	$ -	$ -	0%	*
291	13213	REPLACE TSP-1 STRUCTURES	$ 735.00	$ -	$ -	$ 735.00	0%	
292	13214	BEATTYVILLE DIST SUB REBUILD	$ 30,650.94	$ -	$ -	$ 30,650.94	2%	
293	13215	GRANTSLICK-GRIFF 69KV LN REBLD	$ 4,096.54	$ -	$ -	$ 4,096.54	11%	
294	13216	ROWAN CO INSTALL NEW RELAY	$ 13,678.04	$ -	$ -	$ 13,678.04	97%	
295	13217	SKAGGS REPL 608 BREAKER	$ 61,248.86	$ -	$ -	$ 61,248.86	100%	
296	13218	HODGENVILLE REPL 624 BREAKER	$ 48,447.89	$ -	$ -	$ 48,447.89	100%	
297	13219	SKAGGS REPL 1 TRANSFORMER	$ 225,473.06	$ -	$ -	$ 225,473.06	98%	
298	13220	GIRDLER REPL 3PHASE TRANSFRMR	$ 339,616.40	$ -	$ -	$ 339,616.40	100%	
299	13221	NORWOOD REPL 1 REGULATOR	$ 13,124.73	$ -	$ -	$ 13,124.73	100%	
300	13222	WHITLEYCTY REPL 1 OCR	$ 8,377.02	$ -	$ -	$ 8,377.02	100%	
301	13223	SHEPHERDSVILLE REPL 2 OCR	$ 12,323.03	$ -	$ -	$ 12,323.03	100%	
302	13224	S_JESSAMINE REPL 1 OCR	$ 18,160.63	$ -	$ -	$ 18,160.63	100%	
303	13225	JKSMITH DIST STATION UPGRADE	$ -	$ -	$ -	$ -	0%	*
304	13226	WNICLSVLE2 REPL CIRCUIT SWTCHR	$ -	$ -	$ -	$ -	0%	*
305	13227	CARPENTER STATION UPGRADE	$ 90,933.16	$ -	$ -	$ 90,933.16	100%	
306	13228	KU-ETWN-KRGL-THRP DBL CIRC RBD	$ 28,755.13	$ -	$ -	$ 28,755.13	4%	

Line No. (A)	Project No. (B)	Description of Project (C)	Construction Amount (D)	AFUDC Capitalized (E)	Indirect Costs Other (F)*	Total Cost (G=D+E+F)	Estimated Physical Percent Completed (H)	
307	13229	ALCAN REPL VACUUM BREAKER	$ 21,942.52	$ -	$ -	$ 21,942.52	100%	
308	13231	CAVE CITY REPL 1 TRANSFORMER	$ 19,624.39	$ -	$ -	$ 19,624.39	100%	
309	13232	ALCAN REPL1 REGULATOR	$ 12,480.08	$ -	$ -	$ 12,480.08	100%	
310	13233	BOWEN REPL 1 TRANSFORMER	$ 21,632.59	$ -	$ -	$ 21,632.59	100%	
311	13234	EBERLE REPL 1 REGULATOR	$ 6,889.21	$ -	$ -	$ 6,889.21	100%	
312	13235	HINKSTON REPL 1 OCR 2 CTRLS	$ 22,603.82	$ -	$ -	$ 22,603.82	100%	
313	13237	HWY 213 STRUCTURE RELOCATION	$ -	$ -	$ -	$ -	0%	*
314	13238	HINKSTON REPL 1 REGULATOR	$ 11,687.51	$ -	$ -	$ 11,687.51	100%	
315	13239	GREEN_CO STATION UPGRADE	$ 20,804.70	$ -	$ -	$ 20,804.70	1%	
316	13240	TOMMY_GOOCH REPL 1 OCR & CTRL	$ 8,276.43	$ -	$ -	$ 8,276.43	100%	
317	13241	TOMMY_GOOCH INSTALL FENCING	$ 22,704.34	$ -	$ -	$ 22,704.34	100%	
318	13242	SOUTH ALBANY REPL 1 OCR	$ 8,375.47	$ -	$ -	$ 8,375.47	100%	
319	13243	ALBANY REPL 4 OCRS	$ 64,244.06	$ -	$ -	$ 64,244.06	100%	
320	13244	BRODHEAD REPL 3 OCRS	$ 39,250.30	$ -	$ -	$ 39,250.30	100%	
321	13245	WEST LONDON REPL 2 OCRS	$ 49,805.64	$ -	$ -	$ 49,805.64	51%	
322	13246	WEST LONDON#2 REPL 2 OCRS	$ -	$ -	$ -	$ -	0%	*
323	13247	GREENBRIAR REPL 4 OCRS	$ -	$ -	$ -	$ -	0%	*
324	13248	ELLIOTVILLE INSTALL FENCING	$ 33,711.44	$ -	$ -	$ 33,711.44	95%	
325	13249	JEFFERSONVILLE INSTALL FENCING	$ 30,003.72	$ -	$ -	$ 30,003.72	95%	
326	13250	GREEN CO INSTALL DGA MONITOR	$ 49,063.46	$ -	$ -	$ 49,063.46	100%	
327	13251	BARREN CO INSTALL DGA MONITOR	$ 49,152.60	$ -	$ -	$ 49,152.60	100%	
328	13252	TOMMY GOOCH REPL 1 OCR	$ 8,681.79	$ -	$ -	$ 8,681.79	100%	
329	13254	LANCASTER REPL 1 REGULATOR	$ 11,946.86	$ -	$ -	$ 11,946.86	100%	
330	13258	BAVARIAN REPL 1 REGULATOR	$ 13,730.05	$ -	$ -	$ 13,730.05	100%	
331	13259	E_SOMERSET REPL 1 REGULATOR	$ 18,770.49	$ -	$ -	$ 18,770.49	100%	
332	13260	WR SMOOT REPL 1 REGULATOR	$ 18,365.13	$ -	$ -	$ 18,365.13	100%	
333	13261	BASS REPL 1 OCR	$ 8,038.72	$ -	$ -	$ 8,038.72	100%	
334	13262	CARSON REPL 1 3PHASE TRANSFORM	$ 353,800.73	$ -	$ -	$ 353,800.73	100%	
335	13263	W_GLASGOW#2 REPL 1 REGULATOR	$ 12,548.70	$ -	$ -	$ 12,548.70	100%	
336	13264	OAKDALE REPL 1 REGULATOR	$ 7,432.23	$ -	$ -	$ 7,432.23	100%	
337	13265	JK SMITH INSTALL DGA MONITOR	$ 307,999.04	$ -	$ -	$ 307,999.04	100%	
338	13266	JERICHO REPL 1 REGULATOR	$ 11,019.07	$ -	$ -	$ 11,019.07	100%	
339	13267	DARWINTHMS REPL 1 CIRC SWITCH	$ 60,020.27	$ -	$ -	$ 60,020.27	100%	
340	13268	SHEPHRDV#2 REPL CAP BANK BRKR	$ 116,161.08	$ -	$ -	$ 116,161.08	100%	
341	13269	FOUR_OAKS REPL CAB BANK BRKR	$ 141,875.55	$ -	$ -	$ 141,875.55	100%	

Line No. (A)	Project No. (B)	Description of Project (C)	Construction Amount (D)	AFUDC Capitalized (E)	Indirect Costs Other (F)*	Total Cost (G=D+E+F)	Estimated Physical Percent Completed (H)	
342	13270	JK_SMITH REPL 1 TRANSFORMER	$ 62,586.88	$ -	$ -	$ 62,586.88	53%	
343	13271	LAUREL_IND #1 REPL 1 REGULATOR	$ 13,125.79	$ -	$ -	$ 13,125.79	100%	
344	13272	PULASKI_CO REPL BATT BANK/CHRG	$ 35,851.27	$ -	$ -	$ 35,851.27	85%	
345	13273	GALLATIN REPL BATT BANK/CHRGR	$ 36,073.28	$ -	$ -	$ 36,073.28	80%	
346	13274	SPURLOCKSTA REPL REACTORS	$ 354.41	$ -	$ -	$ 354.41	0%	
347	13275	S CORBIN REPL 1 REGULATOR	$ -	$ -	$ -	$ -	0%	*
348	13276	STANLYPRKR REPL 1 BYPASS SWTCH	$ 14,956.68	$ -	$ -	$ 14,956.68	100%	
349	13277	LOGAN #2 REPL 1 REGULATOR	$ 12,489.41	$ -	$ -	$ 12,489.41	100%	
350	13278	SUMMERSHADE REPL SVC TRANSFORM	$ 2,053.28	$ -	$ -	$ 2,053.28	33%	
351	13279	PARKWAY#1 REPL 1 REGULATOR	$ 13,019.64	$ -	$ -	$ 13,019.64	100%	
352	13280	W_GLASGOW#2 REPL 2 REGULATORS	$ 23,550.08	$ -	$ -	$ 23,550.08	100%	
353	13281	BRISTOW#2 REPL 1 REGULATOR	$ 11,197.09	$ -	$ -	$ 11,197.09	100%	
354	13282	EBERLE REPL 1 REGULATOR	$ 228.99	$ -	$ -	$ 228.99	100%	
355	13283	LEON REPL 2 REGULATORS	$ 21,077.68	$ -	$ -	$ 21,077.68	100%	
356	13284	STANLYPRKR INSTALL SPARE XFMR	$ 74,422.16	$ -	$ -	$ 74,422.16	93%	
357	13285	WM_SMITH REPL 2 REGULATORS	$ 22,975.25	$ -	$ -	$ 22,975.25	100%	
358	13286	WM_SMITH_2 REPL 2 REGULATORS	$ 25,139.24	$ -	$ -	$ 25,139.24	100%	
359	13287	FRENCHBURG_REPL 1 REGULATOR	$ 11,029.20	$ -	$ -	$ 11,029.20	100%	
360	13288	FOX_HOLLOW REPL 1 OCR	$ 12,804.30	$ -	$ -	$ 12,804.30	100%	
361	13289	MCCREARY CO REPL BATTERY BANK	$ 3,621.71	$ -	$ -	$ 3,621.71	50%	
362	13290	MILTON REPL 1 REGULATOR	$ 12,038.36	$ -	$ -	$ 12,038.36	100%	
363	13291	BEATTYVLLE TRAN REPL BATT BANK	$ 36,924.57	$ -	$ -	$ 36,924.57	66%	
364	13292	SUMMERSHADE REPL BATTERY BANK	$ 35,851.25	$ -	$ -	$ 35,851.25	78%	
365	13293	E_BARDSTOWN DIST SUB REBUILD	$ 2,721.40	$ -	$ -	$ 2,721.40	34%	
366	13294	DALE SW REPL FENCE ROAD INSTAL	$ 20,896.58	$ -	$ -	$ 20,896.58	91%	
367	13295	THELMA SUB REBUILD/UPGRADE	$ 87.10	$ -	$ -	$ 87.10	1%	
368	13296	WEBS_CROSS REPL 1 OCR	$ 8,854.25	$ -	$ -	$ 8,854.25	100%	
369	13297	FOUR_OAKS REPL 1 BREAKER	$ 61.50	$ -	$ -	$ 61.50	50%	
370	13298	COLESBURG REPL 3 REGULATORS	$ 20,492.73	$ -	$ -	$ 20,492.73	100%	
371	13299	RUSLSPRNG1 REPL 2 TRANSFORMERS	$ 37,067.95	$ -	$ -	$ 37,067.95	100%	
372	13300	BALLARD REPL 1 OCR	$ 10,593.77	$ -	$ -	$ 10,593.77	100%	
373	13302	PENN REPL 1 OCR	$ 13,619.83	$ -	$ -	$ 13,619.83	100%	
374	13303	2020 STEEL POLE REPL PROGRAM	$ 2,760.00	$ -	$ -	$ 2,760.00	1%	
375	13304	SPURLOCK 864 BREAKER REPL	$ 15,115.01	$ -	$ -	$ 15,115.01	13%	
376	13306	RINNEYVILLE REPL 1 OCR	$ 25,863.11	$ -	$ -	$ 25,863.11	100%	

Line No. (A)	Project No. (B)	Description of Project (C)	Construction Amount (D)	AFUDC Capitalized (E)	Indirect Costs Other (F)*	Total Cost (G=D+E+F)	Estimated Physical Percent Completed (H)	
377	13307	HOMESTEAD REPL 5 OCRS	$ -	$ -	$ -	$ -	0%	*
378	13308	RUSLSPRNG2 REPL 1 TRANSFORMER	$ 20,488.39	$ -	$ -	$ 20,488.39	97%	
379	13309	THREE FORKS REPL 1 OCR	$ 9,735.13	$ -	$ -	$ 9,735.13	100%	
380	13310	RETIRE PENN SUBSTATION	$ 107.02	$ -	$ -	$ 107.02	100%	
381	13311	KY 213 HIGHWAY RELOCATION	$ -	$ -	$ -	$ -	0%	*
382	13313	2020 WOOD POLE REPL BARDSTOWN	$ -	$ -	$ -	$ -	0%	*
383	13314	2020 WOOD POLE REPL BURNSIDE	$ -	$ -	$ -	$ -	0%	*
384	13315	2020 WOOD POLE REPL CRITTENDEN	$ -	$ -	$ -	$ -	0%	*
385	13316	2020 WOOD POLE REPL WINCHESTER	$ -	$ -	$ -	$ -	0%	*
386	13317	WNICLSVLE REPL (1) OCR	$ 12,906.72	$ -	$ -	$ 12,906.72	100%	
387	13318	SALEM REPL 3 REGULATORS	$ 25,058.28	$ -	$ -	$ 25,058.28	42%	
388	13319	RFL CHANNEL BANK REPLACEMENTS	$ -	$ -	$ -	$ -	0%	*
389	13320	SCADA MASTER UPGRADE	$ 4,124.58	$ -	$ -	$ 4,124.58	1%	
390	13321	SALT_LICK REPL 1 OCR	$ 260.00	$ -	$ -	$ 260.00	3%	
391	20050	VEECHDALE SUB ADDL SITE ACQ	$ 1,108,141.15	$ -	$ -	$ 1,108,141.15	82%	
392	20053	GRANTS LCK_BANK LCK_ADDTL R/W	$ 20,620.00	$ -	$ -	$ 20,620.00	100%	
393	20055	MERCER CO VAN ARSDELL CONDEMNA	$ (17,475.00)	$ -	$ -	$ (17,475.00)	100%	
394	21880	HEBRON INTERCONNECT LINE CONST	$ 91,366.81	$ -	$ -	$ 91,366.81	100%	
395	21905	BEATTYVILLE-OAKDALE TAP ENG	$ 724,814.84	$ -	$ -	$ 724,814.84	100%	
396	21906	BEATTYVILLE_OAKDALE TAP R/W	$ 879,426.96	$ -	$ -	$ 879,426.96	100%	
397	21942	PLUMMERS LANDING CAP BANK	$ 271,914.32	$ -	$ -	$ 271,914.32	100%	
398	21953	DENNY- WAYNE STRUCTURE & OPGW	$ 1,999,833.88	$ -	$ -	$ 1,999,833.88	89%	
399	21963	FAULT IND RELAY SPUR-N CLARK	$ 31,732.88	$ -	$ -	$ 31,732.88	100%	
400	21978	AVON BATTERY BLDG INSTALLATION	$ 482,879.79	$ -	$ -	$ 482,879.79	95%	
401	21979	NO_LONDON BRKR FAIL SCHEME ADD	$ 39,941.89	$ -	$ -	$ 39,941.89	100%	
402	21980	GODDARD BRKR FAIL SCHEME ADD	$ 7,401.11	$ -	$ -	$ 7,401.11	100%	
403	22002	PINE MTN SUB CONSTRUCTION	$ 627,250.09	$ -	$ -	$ 627,250.09	100%	
404	22003	FOX_HOLLOW TVA	$ 3,435,000.00	$ -	$ -	$ 3,435,000.00	48%	
405	22011	BEKAERT 69KV TAP CONSTRUCTION	$ 860.13	$ -	$ -	$ 860.13	2%	
406	22012	BEKAERT 69KV LINE ENGINEERING	$ 50,328.43	$ -	$ -	$ 50,328.43	37%	
407	22013	BEKAERT 69KV R/W	$ 2,364.77	$ -	$ -	$ 2,364.77	1%	
408	22032	KU WEST SHELBY	$ 4,800,000.00	$ -	$ -	$ 4,800,000.00	100%	
409	60732L	ELK MOUNTAIN IND LINE CONSTRUC	$ 208,611.71	$ -	$ -	$ 208,611.71	100%	
410	60732S	ELK MOUNTAIN IND SUB CONSTRUCT	$ 1,185,214.65	$ -	$ -	$ 1,185,214.65	100%	
411	72579L	BROUGHTONTOWN TAP CONSTRUCTION	$ 200,427.07	$ -	$ -	$ 200,427.07	19%	

Line No. (A)	Project No. (B)	Description of Project (C)	Construction Amount (D)	AFUDC Capitalized (E)	Indirect Costs Other (F)*	Total Cost (G=D+E+F)	Estimated Physical Percent Completed (H)	
412	72579S	BROUGHTONTOWN S/A	$ 36,969.15	$ -	$ -	$ 36,969.15	21%	
413	72593L	CONTOWN TAP LINE CONSTRUCTION	$ 100,875.95	$ -	$ -	$ 100,875.95	100%	
414	72593S	CONTOWN DIST SUB CONSTRUCTION	$ 1,536,185.32	$ -	$ -	$ 1,536,185.32	100%	
415	72693L	MILLERS CREEK 161KV TAP CONSTR	$ 20,959.02	$ -	$ -	$ 20,959.02	72%	
416	72693S	MILLERS CREEK 161KV SUB CONST	$ -	$ -	$ -	$ -	0%	*
417	72695	FOXHOLLJCT-FOX HOLLOW LN CNST	$ 810,721.07	$ -	$ -	$ 810,721.07	96%	
418	72695S	FOX_HOLLOW 161KV SUB CONSTRUCT	$ -	$ -	$ -	$ -	0%	*
419	72723L	LANCASTER TAP CONSTRUCTION	$ 63,633.88	$ -	$ -	$ 63,633.88	5%	
420	72723S	LANCASTER SUB CONSTRUCTION	$ 136,752.36	$ -	$ -	$ 136,752.36	9%	
421	72767L	GRIFFIN TAP CONSTRUCTION	$ 139,802.98	$ -	$ -	$ 139,802.98	96%	
422	72767S	GRIFFIN SUB ENGINEERING	$ 22,985.72	$ -	$ -	$ 22,985.72	42%	
423	72773L	RINEYVILLE SW STA TAP CONST	$ 605.69	$ -	$ -	$ 605.69	1%	
424	72773S	RINEVILLE SW STA METERING	$ 39,307.54	$ -	$ -	$ 39,307.54	11%	
425	72830L	MINEOLA TAP CONSTRUCTION	$ 83,544.17	$ -	$ -	$ 83,544.17	53%	
426	72830S	MINEOLA SUB CONSTRUCTION	$ 24,170.18	$ -	$ -	$ 24,170.18	70%	
427	72834L	APPHARVEST TAP CONSTRUCTION	$ 29,907.89	$ -	$ -	$ 29,907.89	3%	
428	72834S	APPHARVEST SUB CONSTRUCTION	$ 64,322.23	$ -	$ -	$ 64,322.23	3%	
429	73381L	DIAGEO TAP CONSTRUCTION	$ 10,022.89	$ -	$ -	$ 10,022.89	3%	
430	73381S	DIAGEO SUB CONSTRUCTION	$ 16,210.46	$ -	$ -	$ 16,210.46	0%	
431	73382	PENN DIST SWTCH SUB ENGINEER	$ -	$ -	$ -	$ -	0%	*
432	80003	DUNCANNON LN SUB METERING	$ 2,360,658.69	$ -	$ -	$ 2,360,658.69	93%	
433	80004	DUNCANNON LN LINE CONST	$ 724,370.58	$ -	$ -	$ 724,370.58	64%	
434	L0602	PENDLETON CO LFG BUILDING	$ 1,721,492.10	$ -	$ -	$ 1,721,492.10	100%	

* PROJ ID was setup during the period with actual costs incurred after 12/31/2019.

EAST KENTUCKY POWER COOPERATIVE, INC.
PSC CASE NO. 2021-00103
FIRST REQUEST FOR INFORMATION RESPONSE

COMMISSION STAFF'S FIRST REQUEST FOR INFORMATION DATED 3/4/21
REQUEST 8
RESPONSIBLE PERSON: **Mary Jane Warner**
COMPANY: **East Kentucky Power Cooperative, Inc.**

Request 8. Provide, in the format provided in Schedule E, an analysis of the utility's Construction Work in Progress (CWIP) as defined in the Uniform System of Accounts for each project identified in Schedule D.

Response 8. An analysis of EKPC's CWIP is provide on pages 2 through 13 of this response.

East Kentucky Power Cooperative, Inc.
Case No. 2021-00103

Construction Work in Progress- Percent Complete
As of 12/31/2019

Line No. (A)	Project No. (B)	Date Construction Work Began (C)	Estimated Project Completion Date (D)	Percent of Elapsed Time (E)	Original Budget Estimate (F) *	Most Recent Budget Estimate (G) *	Total Project Expenditures (H)	Percent of Total Expenditures (I) = (H/G)
1	0B418	6/22/2017	4/20/2018	100%	$ -	$ -	$ 125,036.05	
2	0B420	12/11/2017	9/28/2018	100%	$ 45,500.00	$ 45,500.00	$ 65,169.15	143%
3	0B421	12/11/2017	9/28/2018	100%	$ 45,500.00	$ 45,500.00	$ 65,299.14	144%
4	0B423	12/20/2017	4/24/2018	100%	$ 136,500.00	$ 136,500.00	$ -	0%
5	0B424	1/11/2018	4/22/2018	100%	$ 394,000.00	$ 394,000.00	$ 359,709.11	91%
6	0B425	1/23/2018	5/14/2018	100%	$ 152,000.00	$ 152,000.00	$ 344,306.37	227%
7	0B426	1/30/2018	3/8/2019	100%	$ 99,787.00	$ 99,787.00	$ 109,796.55	110%
8	0B427	9/17/2018	11/3/2019	100%	$ 100,000.00	$ 100,000.00	$ 33,661.38	34%
9	0B428	4/29/2019	12/31/2019	100%	$ 51,750.00	$ 51,750.00	$ 23,188.13	45%
10	0G006	1/19/2018	5/1/2019	100%	$ 149,340.00	$ 149,340.00	$ 256,206.61	172%
11	0G007	3/28/2018	12/2/2020	66%	$ 62,800,000.00	$ 62,800,000.00	$ 26,595,542.04	42%
12	0G008	7/27/2018	10/31/2018	100%	$ -	$ -	$ 13,938.27	
13	0G009	10/11/2018	12/31/2020	55%	$ -	$ -	$ 704,436.69	
14	0G010	10/11/2018	12/31/2020	55%	$ -	$ -	$ 681,894.92	
15	0G011	10/11/2018	12/31/2020	55%	$ -	$ -	$ 689,801.72	
16	0G012	11/27/2018	4/30/2019	100%	$ -	$ -	$ 39,944.50	
17	0G013	1/7/2019	5/29/2020	70%	$ 77,000.00	$ 77,000.00	$ 137,653.62	179%
18	0G014	6/5/2019	11/10/2019	100%	$ -	$ -	$ 644,216.20	
19	0K025	7/7/2011	4/13/2016	100%	$ 2,935,000.00	$ 5,656,681.00	$ 4,751,253.47	84%
20	0K053	1/11/2018	10/24/2018	100%	$ 322,466.00	$ 322,466.00	$ 313,157.85	97%
21	0K054	1/11/2018	12/31/2018	100%	$ 332,667.00	$ 332,667.00	$ 327,448.30	98%
22	0K055	1/11/2018	12/31/2018	100%	$ 342,667.00	$ 342,667.00	$ 380,302.76	111%
23	0K056	2/27/2018	11/26/2018	100%	$ 159,600.00	$ 159,600.00	$ 117,500.00	74%
24	0K058	1/8/2019	10/31/2019	100%	$ -	$ -	$ 445,659.68	
25	0K059	1/23/2019	12/1/2019	100%	$ -	$ -	$ 542,159.42	
26	0K060	2/5/2019	10/31/2019	100%	$ -	$ -	$ 444,465.13	
27	0K061	2/25/2019	12/27/2019	100%	$ 267,000.00	$ 267,000.00	$ 313,697.98	117%
28	0K062	2/25/2019	12/27/2019	100%	$ 455,914.00	$ 455,914.00	$ 255,324.00	56%
29	0K063	6/18/2019	12/27/2019	100%	$ 60,000.00	$ 60,000.00	$ -	0%
30	0K064	7/16/2019	12/31/2021	19%	$ -	$ -	$ -	

Line No. (A)	Project No. (B)	Date Construction Work Began (C)	Estimated Project Completion Date (D)	Percent of Elapsed Time (E)	Original Budget Estimate (F) *	Most Recent Budget Estimate (G) *	Total Project Expenditures (H)	Percent of Total Expenditures (I) = (H/G)
31	0K065	7/16/2019	12/31/2020	31%	$ -	$ -	$ -	
32	0K066	7/16/2019	12/31/2021	19%	$ -	$ -	$ -	
33	0K067	7/19/2019	12/31/2021	18%	$ -	$ -	$ -	
34	0K068	10/1/2019	6/30/2020	33%	$ -	$ -	$ -	
35	0K069	10/1/2019	6/30/2020	33%	$ -	$ -	$ -	
36	0S424	1/13/2016	12/22/2017	100%	$ 350,000.00	$ 1,577,689.00	$ 3,986,699.93	253%
37	0S425	1/14/2016	5/31/2020	90%	$ -	$ -	$ 1,877,955.80	
38	0S436	2/19/2016	12/31/2020	79%	$ 443,040.00	$ 1,297,472.00	$ 1,243,021.41	96%
39	0S445	8/1/2016	12/6/2020	79%	$ 11,469,100.00	$ 11,760,600.00	$ 386,133.35	3%
40	0S450	12/13/2016	12/31/2018	100%	$ 235,000.00	$ 262,000.00	$ 348,122.20	133%
41	0S454	1/5/2017	12/31/2018	100%	$ 1,070,000.00	$ 1,472,650.00	$ 2,350,114.02	160%
42	0S458	3/21/2017	12/29/2017	100%	$ 885,000.00	$ 885,000.00	$ 1,050,779.86	119%
43	0S462	5/12/2017	12/31/2018	100%	$ 323,500.00	$ 323,500.00	$ 574,430.11	178%
44	0S464	6/13/2017	10/31/2018	100%	$ 11,811,600.00	$ 11,811,600.00	$ 1,624,615.78	14%
45	0S465	6/13/2017	10/27/2017	100%	$ 118,320.00	$ 118,320.00	$ 99,165.25	84%
46	0S466	6/13/2017	10/27/2017	100%	$ 118,320.00	$ 118,320.00	$ 127,547.22	108%
47	0S470	10/13/2017	4/24/2020	88%	$ 5,233,900.00	$ 5,233,900.00	$ 4,596,029.48	88%
48	0S471	10/13/2017	6/7/2019	100%	$ 5,326,700.00	$ 5,326,700.00	$ 4,602,877.80	86%
49	0S472	11/17/2017	4/1/2019	100%	$ 2,500,000.00	$ 2,500,000.00	$ 2,179,912.25	87%
50	0S473	11/17/2017	12/31/2018	100%	$ 506,000.00	$ 506,000.00	$ 432,439.56	85%
51	0S475	12/1/2017	12/31/2018	100%	$ 900,000.00	$ 900,000.00	$ 1,017,622.13	113%
52	0S476	12/13/2017	6/30/2019	100%	$ 6,050,000.00	$ 6,000,000.00	$ 5,916,754.23	99%
53	0S477	1/11/2018	10/7/2018	100%	$ 2,014,500.00	$ 2,014,500.00	$ 1,611,898.41	80%
54	0S478	1/12/2018	12/31/2018	100%	$ 692,500.00	$ 692,500.00	$ 912,176.88	132%
55	0S479	1/12/2018	10/7/2018	100%	$ 236,500.00	$ 236,500.00	$ 97,529.54	41%
56	0S480	1/19/2018	5/30/2019	100%	$ 2,941,000.00	$ 2,941,000.00	$ 3,703,881.53	126%
57	0S481	1/19/2018	12/25/2020	66%	$ 9,160,000.00	$ 9,160,000.00	$ 5,371,771.78	59%
58	0S482	2/27/2018	10/28/2022	39%	$ 5,832,000.00	$ 5,832,000.00	$ 1,144.55	0%
59	0S483	4/13/2018	12/31/2021	46%	$ 15,609,559.00	$ 15,609,559.00	$ 25,493.00	0%
60	0S484	4/13/2018	12/31/2021	46%	$ 8,000,000.00	$ 8,000,000.00	$ 898,654.42	11%
61	0S485	4/13/2018	12/31/2021	46%	$ 108,853,638.00	$ 108,853,638.00	$ 8,813,101.24	8%
62	0S486	4/13/2018	12/31/2021	46%	$ 985,000.00	$ 985,000.00	$ 3,204,961.47	325%
63	0S487	5/8/2018	10/30/2021	47%	$ -	$ -	$ 1,128.21	
64	0S488	5/8/2018	11/30/2019	100%	$ 3,420,000.00	$ 3,420,000.00	$ 2,347,626.11	69%
65	0S489	7/27/2018	8/31/2019	100%	$ 850,000.00	$ 850,000.00	$ 1,140,374.19	134%
66	0S491	9/11/2018	12/31/2018	100%	$ 354,200.00	$ 354,200.00	$ 206,259.73	58%
67	0S492	6/1/2018	4/1/2019	100%	$ -	$ -	$ 1,951,001.87	

Line No. (A)	Project No. (B)	Date Construction Work Began (C)	Estimated Project Completion Date (D)	Percent of Elapsed Time (E)	Original Budget Estimate (F) *	Most Recent Budget Estimate (G) *	Total Project Expenditures (H)	Percent of Total Expenditures (I) = (H/G)
68	0S493	12/10/2018	11/16/2019	100%	$ 1,400,000.00	$ 1,400,000.00	$ 1,349,668.33	96%
69	0S494	2/10/2019	5/10/2020	71%	$ -	$ -	$ 1,792,479.99	
70	0S495	1/15/2019	12/31/2020	49%	$ 587,307.00	$ 587,307.00	$ 43,906.03	7%
71	0S496	1/15/2019	11/24/2019	100%	$ 116,000.00	$ 116,000.00	$ 47,583.36	41%
72	0S498	1/31/2019	12/31/2019	100%	$ -	$ -	$ 3,345,641.73	
73	0S499	2/11/2018	12/31/2019	100%	$ 1,870,000.00	$ 1,870,000.00	$ 930,929.98	50%
74	0S500	2/11/2019	12/31/2020	47%	$ 1,327,438.00	$ 1,327,438.00	$ 129,133.00	10%
75	0S501	2/11/2019	5/31/2020	68%	$ -	$ -	$ 127,662.43	
76	0S502	2/11/2019	11/1/2020	51%	$ -	$ -	$ 88,713.38	
77	0S503	2/21/2019	6/2/2019	100%	$ -	$ -	$ 3,637,935.91	
78	0S504	2/26/2019	6/1/2020	67%	$ 1,360,000.00	$ 1,360,000.00	$ 913,098.11	67%
79	0S505	3/27/2019	12/31/2019	100%	$ -	$ -	$ 597,040.08	
80	0S506	4/10/2019	3/9/2021	38%	$ -	$ -	$ 238,979.83	
81	0S507	4/24/2019	9/1/2020	51%	$ 1,055,000.00	$ 1,055,000.00	$ 41,927.13	4%
82	0S508	6/18/2019	8/3/2019	100%	$ -	$ -	$ 882,846.50	
83	0S509	6/20/2019	4/19/2020	64%	$ -	$ -	$ 236,112.04	
84	0S510	1/1/2019	6/1/2019	100%	$ -	$ -	$ 24,662,665.66	
85	0S511	8/30/2019	12/31/2020	25%	$ -	$ -	$ -	
86	0S512	10/8/2019	12/31/2020	19%	$ -	$ -	$ -	
87	0S513	10/28/2019	12/31/2021	8%	$ -	$ -	$ 3,360.00	
88	0S514	12/20/2019	12/31/2020	3%	$ -	$ -	$ -	
89	0S515	12/30/2019	12/31/2021	0%	$ -	$ -	$ -	
90	0S531	4/13/2018	6/1/2019	100%	$ -	$ -	$ -	
91	0S532	1/18/2016	6/2/2021	74%	$ -	$ -	$ -	
92	0S533	1/18/2016	6/2/2021	74%	$ -	$ -	$ -	
93	0S534	1/18/2016	6/2/2021	74%	$ -	$ -	$ -	
94	0S536	4/13/2018	12/31/2020	63%	$ 8,000,000.00	$ 8,000,000.00	$ -	0%
95	0S537	4/13/2018	12/31/2020	63%	$ -	$ -	$ -	
96	12770	4/7/2016	12/1/2020	80%	$ 135,000.00	$ 485,000.00	$ 204,192.94	42%
97	12801	5/24/2016	11/13/2020	81%	$ -	$ -	$ 5,237,103.33	
98	12802	5/24/2016	11/13/2020	81%	$ -	$ -	$ 13.08	
99	12803	11/22/2019	12/1/2019	100%	$ 100,000.00	$ 100,000.00	$ 1,254,161.96	1254%
100	12804	5/24/2016	12/1/2020	80%	$ 7,879,000.00	$ 8,814,000.00	$ 3,839,389.19	44%
101	12806	5/24/2016	6/1/2020	90%	$ 7,144,000.00	$ 11,788,000.00	$ 5,082,325.58	43%
102	12811	6/24/2016	8/31/2019	100%	$ -	$ -	$ 11,913.36	
103	12813	6/28/2016	10/31/2019	100%	$ 1,000,000.00	$ 1,000,000.00	$ 1,809,228.13	181%
104	12816	6/28/2016	6/1/2019	100%	$ 760,000.00	$ 760,000.00	$ 778,625.84	102%

Line No. (A)	Project No. (B)	Date Construction Work Began (C)	Estimated Project Completion Date (D)	Percent of Elapsed Time (E)	Original Budget Estimate (F) *	Most Recent Budget Estimate (G) *	Total Project Expenditures (H)	Percent of Total Expenditures (I) = (H/G)
105	12852	8/31/2019	12/31/2019	100%	$ -	$ -	$ 24,104.41	
106	12920	2/10/2017	12/31/2019	100%	$ -	$ -	$ 6,803.87	
107	12927	2/23/2017	12/15/2018	100%	$ -	$ -	$ 79,679.79	
108	12930	2/24/2017	12/31/2018	100%	$ 2,000,000.00	$ 2,600,000.00	$ 2,171,153.59	84%
109	12936	3/27/2017	12/1/2018	100%	$ 485,000.00	$ 210,000.00	$ 459,645.92	219%
110	12939	4/3/2017	6/1/2019	100%	$ 297,500.00	$ 247,500.00	$ 166,958.02	67%
111	12941	4/3/2017	12/1/2019	100%	$ 297,500.00	$ 1,550,000.00	$ 1,397,694.67	90%
112	12952	5/15/2017	12/1/2020	74%	$ 1,500,000.00	$ 3,415,000.00	$ 2,503,220.21	73%
113	12968	6/7/2017	12/31/2020	72%	$ 3,400,000.00	$ 3,400,000.00	$ 827,581.51	24%
114	12978	6/29/2017	2/15/2019	100%	$ 1,700,000.00	$ 1,700,000.00	$ 1,789,003.14	105%
115	12979	6/29/2017	12/31/2018	100%	$ 1,400,000.00	$ 1,600,000.00	$ 1,268,538.84	79%
116	12980	6/29/2017	12/1/2020	73%	$ 1,700,000.00	$ 4,550,000.00	$ 205,423.63	5%
117	12981	6/29/2017	12/1/2018	100%	$ 1,400,000.00	$ 1,400,000.00	$ 1,320,966.64	94%
118	12982	7/6/2017	12/1/2019	100%	$ 1,545,000.00	$ 1,500,000.00	$ 1,498,215.49	100%
119	12987	7/27/2017	6/1/2019	100%	$ 990,000.00	$ 990,000.00	$ 1,136,510.32	115%
120	12994	8/10/2017	12/31/2017	100%	$ -	$ -	$ 137,823.84	
121	12995	8/23/2017	6/1/2018	100%	$ -	$ -	$ 39,421.36	
122	12996	8/23/2017	6/1/2018	100%	$ -	$ -	$ 40,974.41	
123	12997	8/23/2017	6/1/2018	100%	$ -	$ -	$ 17,529.29	
124	13006	9/26/2017	12/31/2017	100%	$ -	$ -	$ 56,799.72	
125	13019	11/21/2017	12/31/2019	100%	$ -	$ -	$ 103,852.54	
126	13020	11/21/2017	12/31/2019	100%	$ -	$ -	$ 97,983.81	
127	13021	11/21/2017	12/31/2019	100%	$ -	$ -	$ 33,820.86	
128	13022	11/21/2017	12/31/2019	100%	$ -	$ -	$ 42,911.29	
129	13023	11/21/2017	12/31/2019	100%	$ -	$ -	$ 53,782.45	
130	13024	11/21/2017	12/31/2019	100%	$ -	$ -	$ 55,838.61	
131	13025	11/21/2017	12/31/2019	100%	$ -	$ -	$ 58,443.47	
132	13026	11/21/2017	12/31/2019	100%	$ -	$ -	$ 64,266.74	
133	13027	11/21/2017	12/31/2019	100%	$ -	$ -	$ 63,599.24	
134	13028	11/22/2017	12/1/2018	100%	$ 316,500.00	$ 316,500.00	$ 108,820.57	34%
135	13029	11/22/2017	12/1/2018	100%	$ 316,500.00	$ 316,500.00	$ 276,803.41	87%
136	13031	12/6/2017	12/1/2019	100%	$ 1,600,000.00	$ 1,600,000.00	$ 1,038,172.51	65%
137	13035	12/12/2017	12/31/2018	100%	$ -	$ -	$ 268,090.03	
138	13036	12/12/2017	12/31/2019	100%	$ -	$ -	$ 3,546.60	
139	13037	12/12/2017	12/31/2019	100%	$ -	$ -	$ 3,978.96	
140	13038	12/12/2017	12/31/2019	100%	$ -	$ -	$ 78,522.40	
141	13042	12/18/2017	12/31/2018	100%	$ 380,000.00	$ 380,000.00	$ 415,194.32	109%

Line No. (A)	Project No. (B)	Date Construction Work Began (C)	Estimated Project Completion Date (D)	Percent of Elapsed Time (E)	Original Budget Estimate (F) *	Most Recent Budget Estimate (G) *	Total Project Expenditures (H)	Percent of Total Expenditures (I) = (H/G)
142	13043	12/18/2017	12/31/2018	100%	$ 415,000.00	$ 415,000.00	$ 446,344.30	108%
143	13044	1/2/2018	12/31/2019	100%	$ -	$ -	$ 34,151.50	
144	13045	1/2/2018	4/6/2018	100%	$ -	$ -	$ 57,031.27	
145	13046	1/9/2018	12/31/2019	100%	$ -	$ -	$ 15,431.95	
146	13047	1/19/2018	12/31/2019	100%	$ 172,500.00	$ 172,500.00	$ 45,476.43	26%
147	13048	1/19/2018	12/31/2019	100%	$ 172,500.00	$ 172,500.00	$ 38,242.00	22%
148	13050	1/19/2018	12/31/2019	100%	$ 172,500.00	$ 172,500.00	$ 142,927.96	83%
149	13051	1/31/2018	12/31/2019	100%	$ -	$ -	$ 15,504.27	
150	13053	2/1/2018	12/31/2019	100%	$ -	$ -	$ 29,857.10	
151	13054	2/2/2018	12/31/2020	66%	$ -	$ -	$ 67,976.86	
152	13055	2/1/2018	12/31/2019	100%	$ 500,000.00	$ 500,000.00	$ 460,420.41	92%
153	13056	2/1/2018	12/31/2020	66%	$ -	$ -	$ 75,195.21	
154	13057	2/5/2018	12/31/2019	100%	$ -	$ -	$ 10,087.15	
155	13059	2/12/2018	2/5/2021	63%	$ 2,000,000.00	$ 2,000,000.00	$ 1,315,890.98	66%
156	13060	2/12/2018	1/31/2020	96%	$ -	$ -	$ 49,331.82	
157	13061	2/12/2018	1/31/2020	96%	$ -	$ -	$ 47,637.68	
158	13062	2/12/2018	12/31/2019	100%	$ -	$ -	$ 48,734.70	
159	13063	2/12/2018	12/31/2019	100%	$ -	$ -	$ 47,176.34	
160	13064	2/14/2018	10/31/2020	69%	$ 7,087,500.00	$ 7,087,500.00	$ 4,598,037.04	65%
161	13065	2/1/2018	6/1/2018	100%	$ -	$ -	$ 93,168.27	
162	13066	2/1/2018	12/31/2018	100%	$ -	$ -	$ 122,941.72	
163	13067	3/4/2018	12/31/2019	100%	$ -	$ -	$ 8,824.30	
164	13068	3/6/2018	12/1/2018	100%	$ 240,000.00	$ 240,000.00	$ 32,574.35	14%
165	13069	3/6/2018	12/1/2018	100%	$ -	$ -	$ 29,024.45	
166	13070	3/6/2018	12/1/2018	100%	$ -	$ -	$ 17,608.37	
167	13071	3/6/2018	12/1/2018	100%	$ -	$ -	$ 32,177.14	
168	13072	3/6/2018	12/1/2018	100%	$ -	$ -	$ 31,955.18	
169	13073	3/6/2018	12/1/2018	100%	$ -	$ -	$ 22,976.46	
170	13074	3/6/2018	12/1/2018	100%	$ -	$ -	$ 25,918.32	
171	13075	3/6/2018	12/1/2018	100%	$ -	$ -	$ 38,847.99	
172	13076	3/6/2018	12/1/2018	100%	$ -	$ -	$ 17,344.94	
173	13077	3/6/2018	12/31/2019	100%	$ -	$ -	$ 48,184.68	
174	13078	3/7/2018	12/31/2019	100%	$ -	$ -	$ 48,374.05	
175	13079	3/7/2018	12/31/2019	100%	$ -	$ -	$ 47,173.88	
176	13080	3/9/2018	3/31/2018	100%	$ -	$ -	$ 100,719.02	
177	13081	3/9/2018	3/31/2018	100%	$ -	$ -	$ 61,021.52	
178	13082	3/12/2018	12/31/2020	64%	$ -	$ -	$ 13,973.78	

Line No. (A)	Project No. (B)	Date Construction Work Began (C)	Estimated Project Completion Date (D)	Percent of Elapsed Time (E)	Original Budget Estimate (F) *	Most Recent Budget Estimate (G) *	Total Project Expenditures (H)	Percent of Total Expenditures (I) = (H/G)
179	13085	3/7/2018	12/31/2018	100%	$ -	$ -	$ 135,688.57	
180	13086	3/1/2018	12/1/2019	100%	$ 1,375,000.00	$ 1,375,000.00	$ 1,223,788.03	89%
181	13087	3/1/2018	12/31/2018	100%	$ -	$ -	$ 44,536.63	
182	13088	3/20/2018	12/31/2019	100%	$ -	$ -	$ 6,861.96	
183	13090	3/28/2018	12/31/2019	100%	$ -	$ -	$ 20,188.35	
184	13091	4/11/2018	11/30/2018	100%	$ -	$ -	$ -	
185	13092	4/20/2018	12/31/2019	100%	$ -	$ -	$ 10,167.52	
186	13093	4/27/2018	12/31/2019	100%	$ -	$ -	$ 12,889.33	
187	13094	4/30/2018	12/31/2019	100%	$ -	$ -	$ 12,478.04	
188	13095	4/30/2018	12/31/2018	100%	$ -	$ -	$ 160,554.12	
189	13096	5/2/2018	5/26/2018	100%	$ -	$ -	$ 61,666.81	
190	13098	5/3/2018	12/31/2019	100%	$ -	$ -	$ 6,523.39	
191	13099	5/3/2018	12/31/2019	100%	$ -	$ -	$ 16,694.74	
192	13100	5/8/2018	12/31/2019	100%	$ -	$ -	$ 20,163.40	
193	13101	5/14/2018	12/31/2019	100%	$ -	$ -	$ 28,736.29	
194	13102	4/30/2018	12/31/2022	36%	$ 300,000.00	$ 300,000.00	$ -	0%
195	13103	4/30/2018	4/30/2019	100%	$ -	$ -	$ 110,628.55	
196	13104	5/21/2018	12/31/2019	100%	$ -	$ -	$ 56,759.19	
197	13105	5/23/2018	12/31/2019	100%	$ -	$ -	$ 14,394.29	
198	13106	5/23/2018	12/31/2019	100%	$ -	$ -	$ 13,270.25	
199	13107	5/25/2018	6/30/2018	100%	$ -	$ -	$ 81,396.15	
200	13108	5/24/2018	12/31/2024	24%	$ -	$ -	$ 218,016.10	
201	13109	5/24/2018	12/31/2023	29%	$ -	$ -	$ 20,658.56	
202	13110	6/4/2018	12/31/2019	100%	$ -	$ -	$ 23,089.65	
203	13111	6/4/2018	12/31/2019	100%	$ -	$ -	$ 51,284.54	
204	13112	6/4/2018	12/31/2019	100%	$ -	$ -	$ 53,618.74	
205	13113	6/4/2018	12/31/2019	100%	$ -	$ -	$ 13,073.03	
206	13114	6/6/2018	12/31/2019	100%	$ -	$ -	$ 19,725.67	
207	13115	6/6/2018	12/31/2019	100%	$ -	$ -	$ 7,436.94	
208	13116	6/6/2018	12/31/2019	100%	$ -	$ -	$ 42,816.90	
209	13117	6/12/2018	12/31/2020	61%	$ -	$ -	$ 896.45	
210	13118	6/13/2018	10/31/2020	65%	$ -	$ -	$ 247,192.06	
211	13119	6/12/2018	12/31/2019	100%	$ -	$ -	$ 19,852.32	
212	13120	6/12/2018	12/31/2019	100%	$ -	$ -	$ 13,464.56	
213	13121	6/14/2018	12/31/2019	100%	$ 99,070.00	$ 99,070.00	$ 420,693.01	425%
214	13122	6/18/2018	12/31/2019	100%	$ -	$ -	$ 13,182.98	
215	13123	6/18/2018	12/31/2019	100%	$ -	$ -	$ 19,280.98	

Line No. (A)	Project No. (B)	Date Construction Work Began (C)	Estimated Project Completion Date (D)	Percent of Elapsed Time (E)	Original Budget Estimate (F) *	Most Recent Budget Estimate (G) *	Total Project Expenditures (H)	Percent of Total Expenditures (I) = (H/G)
216	13124	6/26/2018	12/31/2019	100%	$ -	$ -	$ 30,494.63	
217	13125	6/27/2018	12/31/2023	27%	$ 2,000,000.00	$ 2,000,000.00	$ 23,352.27	1%
218	13126	6/28/2018	12/31/2019	100%	$ -	$ -	$ 14,114.81	
219	13127	7/4/2018	12/31/2019	100%	$ -	$ -	$ 19,515.36	
220	13128	7/12/2018	12/31/2019	100%	$ -	$ -	$ 12,593.85	
221	13129	7/17/2018	12/31/2019	100%	$ -	$ -	$ 32,873.71	
222	13130	7/17/2018	12/31/2019	100%	$ -	$ -	$ 13,850.04	
223	13131	7/21/2018	12/31/2019	100%	$ -	$ -	$ 18,065.52	
224	13132	7/25/2018	12/31/2019	100%	$ -	$ -	$ 12,052.36	
225	13133	7/31/2018	12/31/2019	100%	$ -	$ -	$ 17,574.54	
226	13134	8/14/2018	12/31/2019	100%	$ -	$ -	$ 8,576.07	
227	13135	8/21/2018	12/31/2019	100%	$ -	$ -	$ 11,310.81	
228	13137	8/27/2018	12/15/2020	58%	$ -	$ -	$ -	
229	13138	8/28/2018	12/31/2019	100%	$ -	$ -	$ 7,960.09	
230	13139	9/4/2018	12/31/2019	100%	$ -	$ -	$ 55,414.63	
231	13140	9/5/2018	10/31/2018	100%	$ -	$ -	$ 89,924.65	
232	13141	9/5/2018	12/31/2019	100%	$ -	$ -	$ 36,405.97	
233	13142	9/6/2018	4/30/2020	80%	$ -	$ -	$ 77,791.70	
234	13143	9/6/2018	Cancelled	#VALUE!	$ 550,000.00	$ 550,000.00	$ -	0%
235	13144	9/7/2018	12/31/2019	100%	$ -	$ -	$ 28,826.47	
236	13145	9/10/2018	12/31/2019	100%	$ -	$ -	$ 128,605.68	
237	13147	9/11/2018	12/31/2019	100%	$ -	$ -	$ 75,081.30	
238	13151	9/12/2018	12/31/2019	100%	$ -	$ -	$ 7,518.20	
239	13152	9/13/2018	12/1/2018	100%	$ -	$ -	$ 11,171.03	
240	13153	9/19/2018	12/31/2019	100%	$ -	$ -	$ 11,479.49	
241	13154	9/24/2018	7/31/2020	68%	$ -	$ -	$ 25,449.78	
242	13156	9/27/2018	12/1/2022	30%	$ -	$ -	$ 9,327.60	
243	13157	9/27/2018	12/31/2019	100%	$ -	$ -	$ 53,793.28	
244	13159	10/9/2018	12/31/2019	100%	$ -	$ -	$ 17,568.51	
245	13160	10/9/2018	12/31/2019	100%	$ -	$ -	$ 31,558.46	
246	13161	10/22/2018	12/31/2019	100%	$ -	$ -	$ 11,605.59	
247	13162	10/29/2018	12/31/2022	28%	$ -	$ -	$ 4,988.35	
248	13163	10/30/2018	12/31/2019	100%	$ -	$ -	$ 11,490.00	
249	13165	11/7/2018	12/31/2019	100%	$ -	$ -	$ 440,175.63	
250	13166	11/7/2018	12/31/2019	100%	$ -	$ -	$ 48,503.55	
251	13167	11/8/2018	6/1/2019	100%	$ -	$ -	$ 177,569.50	
252	13168	11/14/2018	12/31/2019	100%	$ -	$ -	$ 20,018.00	

Line No. (A)	Project No. (B)	Date Construction Work Began (C)	Estimated Project Completion Date (D)	Percent of Elapsed Time (E)	Original Budget Estimate (F) *	Most Recent Budget Estimate (G) *	Total Project Expenditures (H)	Percent of Total Expenditures (I) = (H/G)
253	13169	11/14/2018	12/31/2019	100%	$ -	$ -	$ 11,801.95	
254	13170	11/14/2018	11/30/2019	100%	$ -	$ -	$ 11,382.77	
255	13171	11/14/2018	12/31/2019	100%	$ -	$ -	$ 10,735.40	
256	13172	11/15/2018	12/31/2019	100%	$ -	$ -	$ 47,679.85	
257	13173	11/19/2018	12/31/2019	100%	$ -	$ -	$ 22,356.26	
258	13174	11/26/2018	12/31/2019	100%	$ -	$ -	$ 105,867.33	
259	13175	11/28/2018	9/30/2020	59%	$ -	$ -	$ 1,109,213.66	
260	13176	12/4/2018	6/1/2020	72%	$ 1,870,000.00	$ 1,870,000.00	$ 11,376.43	1%
261	13177	12/10/2018	12/31/2019	100%	$ -	$ -	$ 7,335.03	
262	13178	12/11/2018	12/31/2019	100%	$ -	$ -	$ 48,806.65	
263	13180	12/31/2018	12/31/2020	50%	$ -	$ -	$ 189.00	
264	13181	12/31/2018	12/31/2020	50%	$ -	$ -	$ 1,511.42	
265	13182	12/31/2018	6/1/2020	70%	$ -	$ -	$ 72,258.30	
266	13183	12/31/2018	6/1/2020	70%	$ -	$ -	$ 52,749.96	
267	13184	12/31/2018	6/1/2020	70%	$ -	$ -	$ -	
268	13185	12/31/2018	6/1/2020	70%	$ -	$ -	$ 54,309.32	
269	13186	12/31/2018	6/1/2020	70%	$ -	$ -	$ 56,204.21	
270	13187	12/31/2018	6/1/2020	70%	$ -	$ -	$ 51,545.28	
271	13188	12/31/2018	6/1/2020	70%	$ -	$ -	$ 343,328.25	
272	13189	1/2/2019	12/31/2019	100%	$ -	$ -	$ 14,321.69	
273	13190	1/4/2019	12/1/2020	52%	$ -	$ -	$ 13,494.07	
274	13191	1/4/2019	12/31/2022	25%	$ -	$ -	$ 5,509.63	
275	13192	1/10/2019	12/31/2022	24%	$ 160,000.00	$ 160,000.00	$ 21,133.01	13%
276	13193	1/14/2019	12/31/2019	100%	$ -	$ -	$ 13,274.97	
277	13194	1/15/2019	12/31/2019	100%	$ -	$ -	$ 13,931.00	
278	13195	1/18/2019	12/31/2019	100%	$ 57,500.00	$ 57,500.00	$ 5,850.28	10%
279	13196	1/18/2019	12/31/2019	100%	$ 57,500.00	$ 57,500.00	$ 161,533.07	281%
280	13197	1/18/2019	12/31/2019	100%	$ 57,500.00	$ 57,500.00	$ 15,825.43	28%
281	13198	1/18/2019	12/31/2019	100%	$ 57,500.00	$ 57,500.00	$ 51,071.77	89%
282	13199	1/22/2019	12/31/2019	100%	$ -	$ -	$ 23,796.59	
283	13202	1/24/2019	6/15/2020	67%	$ -	$ -	$ 206,829.94	
284	13204	1/24/2019	1/31/2020	92%	$ -	$ -	$ 6,395.47	
285	13207	1/24/2019	12/31/2019	100%	$ -	$ -	$ 902,166.00	
286	13209	2/14/2019	12/31/2019	100%	$ -	$ -	$ 42,612.56	
287	13210	2/17/2019	12/31/2019	100%	$ -	$ -	$ 9,373.77	
288	13211	2/18/2019	5/10/2019	100%	$ -	$ -	$ 42,444.91	
289	13212	2/27/2019	12/31/2022	22%	$ -	$ -	$ -	

Line No. (A)	Project No. (B)	Date Construction Work Began (C)	Estimated Project Completion Date (D)	Percent of Elapsed Time (E)	Original Budget Estimate (F) *	Most Recent Budget Estimate (G) *	Total Project Expenditures (H)	Percent of Total Expenditures (I) = (H/G)
290	13213	2/27/2019	7/1/2021	36%	$ -	$ -	$ 735.00	
291	13214	2/28/2019	12/31/2020	46%	$ -	$ -	$ 30,650.94	
292	13215	2/28/2019	12/1/2021	30%	$ -	$ -	$ 4,096.54	
293	13216	2/28/2019	12/31/2020	46%	$ -	$ -	$ 13,678.04	
294	13217	3/4/2019	11/18/2019	100%	$ -	$ -	$ 61,248.86	
295	13218	3/4/2019	12/31/2020	45%	$ -	$ -	$ 48,447.89	
296	13219	3/4/2019	6/30/2020	62%	$ -	$ -	$ 225,473.06	
297	13220	3/5/2019	12/31/2019	100%	$ -	$ -	$ 339,616.40	
298	13221	3/6/2019	12/31/2019	100%	$ -	$ -	$ 13,124.73	
299	13222	3/7/2019	12/31/2019	100%	$ -	$ -	$ 8,377.02	
300	13223	3/11/2019	12/31/2019	100%	$ -	$ -	$ 12,323.03	
301	13224	3/11/2019	12/31/2019	100%	$ -	$ -	$ 18,160.63	
302	13225	3/11/2019	12/31/2019	100%	$ -	$ -	$ -	
303	13226	3/15/2019	12/31/2020	44%	$ -	$ -	$ -	
304	13227	3/22/2019	12/31/2019	100%	$ -	$ -	$ 90,933.16	
305	13228	3/20/2019	12/31/2020	44%	$ -	$ -	$ 28,755.13	
306	13229	3/26/2019	12/31/2019	100%	$ -	$ -	$ 21,942.52	
307	13231	4/5/2019	12/31/2019	100%	$ -	$ -	$ 19,624.39	
308	13232	4/9/2019	12/31/2019	100%	$ -	$ -	$ 12,480.08	
309	13233	4/11/2019	12/31/2019	100%	$ -	$ -	$ 21,632.59	
310	13234	4/15/2019	12/31/2019	100%	$ -	$ -	$ 6,889.21	
311	13235	4/16/2019	12/31/2019	100%	$ -	$ -	$ 22,603.82	
312	13237	4/16/2019	12/31/2020	41%	$ -	$ -	$ -	
313	13238	4/16/2019	12/31/2019	100%	$ -	$ -	$ 11,687.51	
314	13239	4/15/2019	11/4/2020	46%	$ -	$ -	$ 20,804.70	
315	13240	4/24/2019	12/31/2019	100%	$ -	$ -	$ 8,276.43	
316	13241	4/30/2019	12/31/2019	100%	$ -	$ -	$ 22,704.34	
317	13242	4/30/2019	12/31/2019	100%	$ -	$ -	$ 8,375.47	
318	13243	5/2/2019	12/31/2019	100%	$ -	$ -	$ 64,244.06	
319	13244	5/2/2019	12/31/2019	100%	$ -	$ -	$ 39,250.30	
320	13245	5/2/2019	5/31/2020	62%	$ -	$ -	$ 49,805.64	
321	13246	5/2/2019	12/31/2020	40%	$ -	$ -	$ -	
322	13247	5/2/2019	2/28/2021	36%	$ -	$ -	$ -	
323	13248	5/14/2019	12/31/2019	100%	$ -	$ -	$ 33,711.44	
324	13249	5/14/2019	12/31/2019	100%	$ -	$ -	$ 30,003.72	
325	13250	6/5/2019	3/31/2020	70%	$ -	$ -	$ 49,063.46	
326	13251	6/5/2019	3/31/2020	70%	$ -	$ -	$ 49,152.60	

Line No. (A)	Project No. (B)	Date Construction Work Began (C)	Estimated Project Completion Date (D)	Percent of Elapsed Time (E)	Original Budget Estimate (F) *	Most Recent Budget Estimate (G) *	Total Project Expenditures (H)	Percent of Total Expenditures (I) = (H/G)
327	13252	6/10/2019	12/31/2019	100%	$ -	$ -	$ 8,681.79	
328	13254	6/19/2019	12/31/2019	100%	$ -	$ -	$ 11,946.86	
329	13258	6/27/2019	12/31/2019	100%	$ -	$ -	$ 13,730.05	
330	13259	7/1/2019	12/31/2019	100%	$ -	$ -	$ 18,770.49	
331	13260	7/1/2019	12/31/2019	100%	$ -	$ -	$ 18,365.13	
332	13261	7/3/2019	12/31/2019	100%	$ -	$ -	$ 8,038.72	
333	13262	7/7/2019	2/29/2020	75%	$ -	$ -	$ 353,800.73	
334	13263	7/15/2019	12/31/2019	100%	$ -	$ -	$ 12,548.70	
335	13264	7/17/2019	12/31/2019	100%	$ -	$ -	$ 7,432.23	
336	13265	7/18/2019	3/31/2020	65%	$ -	$ -	$ 307,999.04	
337	13266	7/21/2019	12/31/2019	100%	$ -	$ -	$ 11,019.07	
338	13267	7/22/2019	1/9/2020	95%	$ -	$ -	$ 60,020.27	
339	13268	7/22/2019	12/31/2020	31%	$ -	$ -	$ 116,161.08	
340	13269	7/22/2019	2/29/2020	73%	$ -	$ -	$ 141,875.55	
341	13270	7/28/2019	12/31/2020	30%	$ -	$ -	$ 62,586.88	
342	13271	7/30/2019	12/31/2019	100%	$ -	$ -	$ 13,125.79	
343	13272	8/6/2019	12/31/2020	29%	$ -	$ -	$ 35,851.27	
344	13273	8/6/2019	12/31/2020	29%	$ -	$ -	$ 36,073.28	
345	13274	8/6/2019	6/1/2020	49%	$ -	$ -	$ 354.41	
346	13275	8/7/2019	9/4/2020	37%	$ -	$ -	$ -	
347	13276	8/12/2019	12/31/2019	100%	$ -	$ -	$ 14,956.68	
348	13277	8/15/2019	12/31/2019	100%	$ -	$ -	$ 12,489.41	
349	13278	8/16/2019	12/31/2020	27%	$ -	$ -	$ 2,053.28	
350	13279	8/17/2019	12/31/2019	100%	$ -	$ -	$ 13,019.64	
351	13280	8/17/2019	12/31/2019	100%	$ -	$ -	$ 23,550.08	
352	13281	8/20/2019	12/31/2019	100%	$ -	$ -	$ 11,197.09	
353	13282	8/20/2019	9/4/2019	100%	$ -	$ -	$ 228.99	
354	13283	8/21/2019	12/31/2019	100%	$ -	$ -	$ 21,077.68	
355	13284	8/21/2019	12/31/2019	100%	$ -	$ -	$ 74,422.16	
356	13285	8/21/2019	1/31/2020	81%	$ -	$ -	$ 22,975.25	
357	13286	8/21/2019	12/31/2019	100%	$ -	$ -	$ 25,139.24	
358	13287	8/28/2019	12/31/2019	100%	$ -	$ -	$ 11,029.20	
359	13288	9/3/2019	12/31/2019	100%	$ -	$ -	$ 12,804.30	
360	13289	9/3/2019	12/31/2020	25%	$ -	$ -	$ 3,621.71	
361	13290	9/3/2019	12/31/2019	100%	$ -	$ -	$ 12,038.36	
362	13291	9/4/2019	12/31/2020	24%	$ -	$ -	$ 36,924.57	
363	13292	9/4/2019	12/31/2020	24%	$ -	$ -	$ 35,851.25	

Line No. (A)	Project No. (B)	Date Construction Work Began (C)	Estimated Project Completion Date (D)	Percent of Elapsed Time (E)	Original Budget Estimate (F) *	Most Recent Budget Estimate (G) *	Total Project Expenditures (H)	Percent of Total Expenditures (I) = (H/G)
364	13293	9/5/2019	12/31/2021	14%	$ -	$ -	$ 2,721.40	
365	13294	8/15/2019	12/31/2019	100%	$ -	$ -	$ 20,896.58	
366	13295	9/10/2019	12/1/2022	10%	$ -	$ -	$ 87.10	
367	13296	9/18/2019	12/31/2019	100%	$ -	$ -	$ 8,854.25	
368	13297	9/20/2019	12/31/2020	22%	$ -	$ -	$ 61.50	
369	13298	9/29/2019	1/9/2020	91%	$ -	$ -	$ 20,492.73	
370	13299	10/10/2019	2/29/2020	58%	$ -	$ -	$ 37,067.95	
371	13300	10/10/2019	12/31/2020	18%	$ -	$ -	$ 10,593.77	
372	13302	10/22/2019	2/29/2020	54%	$ -	$ -	$ 13,619.83	
373	13304	10/30/2019	12/31/2020	14%	$ -	$ -	$ 15,115.01	
374	13306	10/29/2019	2/29/2020	51%	$ -	$ -	$ 25,863.11	
375	13307	11/6/2019	12/31/2020	13%	$ -	$ -	$ -	
376	13308	11/11/2019	12/31/2020	12%	$ -	$ -	$ 20,488.39	
377	13309	11/11/2019	2/29/2020	45%	$ -	$ -	$ 9,735.13	
378	13310	11/13/2019	12/31/2020	12%	$ -	$ -	$ 107.02	
379	13311	11/20/2019	12/31/2020	10%	$ -	$ -	$ -	
380	13313	12/9/2019	12/31/2020	6%	$ -	$ -	$ -	
381	13314	12/9/2019	12/31/2020	6%	$ -	$ -	$ -	
382	13315	12/9/2019	12/31/2020	6%	$ -	$ -	$ -	
383	13316	12/9/2019	12/31/2020	6%	$ -	$ -	$ -	
384	13317	12/6/2019	12/31/2019	100%	$ -	$ -	$ 12,906.72	
385	13318	12/19/2019	12/31/2020	3%	$ -	$ -	$ 25,058.28	
386	13319	12/11/2019	12/31/2020	5%	$ -	$ -	$ -	
387	13320	12/11/2019	12/31/2020	5%	$ -	$ -	$ 4,124.58	
388	13321	12/22/2019	12/31/2020	2%	$ -	$ -	$ 260.00	
389	20050	12/22/2015	12/1/2019	100%	$ 1,050,000.00	$ 1,050,000.00	$ 1,108,141.15	106%
390	20053	5/24/2017	1/5/2018	100%	$ -	$ -	$ 20,620.00	
391	20055	12/12/2019	12/31/2019	100%	$ -	$ -	$ (17,475.00)	
392	21880	4/28/2014	6/1/2015	100%	$ 655,000.00	$ 690,000.00	$ 91,366.81	13%
393	21905	5/27/2015	12/1/2018	100%	$ -	$ -	$ 724,814.84	
394	21906	5/27/2015	12/1/2018	100%	$ -	$ -	$ 879,426.96	
395	21942	6/5/2017	12/31/2017	100%	$ -	$ -	$ 271,914.32	
396	21953	9/7/2017	12/1/2020	72%	$ 2,177,000.00	$ 2,530,000.00	$ 1,999,833.88	79%
397	21963	12/6/2017	12/31/2018	100%	$ -	$ -	$ 31,732.88	
398	21978	3/1/2018	12/31/2018	100%	$ 770,000.00	$ 770,000.00	$ 482,879.79	63%
399	21979	3/19/2018	12/1/2020	66%	$ 40,000.00	$ -	$ 39,941.89	
400	21980	3/19/2018	12/1/2020	66%	$ -	$ -	$ 7,401.11	

Line No. (A)	Project No. (B)	Date Construction Work Began (C)	Estimated Project Completion Date (D)	Percent of Elapsed Time (E)	Original Budget Estimate (F) *	Most Recent Budget Estimate (G) *	Total Project Expenditures (H)	Percent of Total Expenditures (I) = (H/G)
401	22002	10/3/2018	3/31/2019	100%	$ -	$ -	$ 627,250.09	
402	22003	11/19/2018	12/1/2021	37%	$ -	$ -	$ 3,435,000.00	
403	72690L	4/16/2019	7/30/2021	31%	$ 5,100,000.00	$ 1,708,759.00	$ 53,553.33	3%
404	22032	12/18/2019	7/30/2021	2%			$ 4,800,000.00	
405	60732L	10/3/2017	12/31/2019	100%	$ 145,000.00	$ 275,000.00	$ 208,611.71	76%
406	60732S	10/2/2017	12/31/2019	100%	$ 1,200,000.00	$ 2,311,000.00	$ 1,185,214.65	51%
407	72579L	4/25/2018	12/1/2021	47%	$ 3,000,000.00	$ 6,562,000.00	$ 200,427.07	3%
408	72579S	4/25/2018	12/1/2021	47%	$ 1,300,000.00	$ 1,500,000.00	$ 36,969.15	2%
409	72593L	5/25/2017	11/29/2019	100%	$ 1,580,000.00	$ 540,000.00	$ 100,875.95	19%
410	72593S	5/25/2017	11/29/2019	100%	$ 1,580,000.00	$ 1,580,000.00	$ 1,536,185.32	97%
411	72693L	2/1/2018	12/1/2021	50%	$ 800,000.00	$ 800,000.00	$ 20,959.02	3%
412	72693S	2/1/2018	12/1/2021	50%	$ 1,400,000.00	$ 1,400,000.00	$ -	0%
413	72695	11/19/2018	12/1/2021	37%	$ 1,250,000.00	$ 1,250,000.00	$ 810,721.07	65%
414	72695S	11/19/2018	12/1/2021	37%	$ 16,787,639.00	$ 3,200,000.00	$ -	0%
415	72723L	8/27/2018	12/15/2020	58%	$ -	$ -	$ 63,633.88	
416	72723S	8/27/2018	12/15/2020	58%	$ 1,500,000.00	$ 1,500,000.00	$ 136,752.36	9%
417	72767L	2/1/2018	12/1/2023	33%	$ -	$ -	$ 139,802.98	
418	72767S	2/1/2018	12/1/2023	33%	$ 6,350,000.00	$ 6,350,000.00	$ 22,985.72	0%
419	72773L	9/27/2018	12/31/2021	39%	$ -	$ -	$ 605.69	
420	72773S	9/27/2018	12/31/2021	39%	$ -	$ -	$ 39,307.54	
421	13150	9/12/2018	3/1/2021	53%	$ 2,000,000.00	$ 2,000,000.00	$ 1,392,730.67	70%
422	72830L	1/4/2019	12/31/2023	20%	$ -	$ -	$ 83,544.17	
423	72830S	1/4/2019	12/31/2023	20%	$ -	$ -	$ 24,170.18	
424	72834L	5/16/2019	6/15/2020	58%	$ -	$ -	$ 29,907.89	
425	72834S	5/16/2019	6/15/2020	58%	$ -	$ -	$ 64,322.23	
426	13303	10/28/2019	7/31/2020	23%	$ -	$ -	$ 2,760.00	
427	73381L	10/22/2019	11/1/2020	19%	$ -	$ -	$ 10,022.89	
428	73381S	10/22/2019	11/1/2020	19%	$ -	$ -	$ 16,210.46	
429	80003	12/20/2016	1/10/2020	99%	$ 1,500,000.00	$ 1,350,000.00	$ 2,360,658.69	175%
430	80004	12/20/2016	1/10/2020	99%	$ 430,000.00	$ 920,000.00	$ 724,370.58	79%
431	L0602	5/23/2018	1/31/2019	100%	$ -	$ -	$ 1,721,492.10	

* Blanks indicated either 1) Project not budgeted but authorized or 2) Projects beginning with a "1" in the PROJ ID are budgeted as part of a program to replace equipment that fail.

EAST KENTUCKY POWER COOPERATIVE, INC.
PSC CASE NO. 2021-00103
FIRST REQUEST FOR INFORMATION RESPONSE

COMMISSION STAFF'S FIRST REQUEST FOR INFORMATION DATED 3/4/21
REQUEST 9
RESPONSIBLE PERSON: **Isaac S. Scott**
COMPANY: **East Kentucky Power Cooperative, Inc.**

Request 9. Provide a calculation of the rate or rates used to capitalize interest during construction for the three most recent calendar years. Explain each component entering into the calculation of the rate(s).

Response 9. Pursuant to the Commission's Final Order in Case No. 2008-00409,[1] effective April 1, 2009 EKPC discontinued the practice of capitalizing interest during construction and instead utilizes a cash return on Construction Work in Progress. Consequently, there are no applicable capitalized interest rates available to provide.

[1] *See In the Matter of General Adjustment of Electric Rates of East Kentucky Power Cooperative, Inc.*, Order, Case No. 2008-00409, p. 5-6 (Ky. P.S.C. Mar. 31, 2009).

EAST KENTUCKY POWER COOPERATIVE, INC.
PSC CASE NO. 2021-00103
FIRST REQUEST FOR INFORMATION RESPONSE

COMMISSION STAFF'S FIRST REQUEST FOR INFORMATION DATED 3/4/21
REQUEST 10
RESPONSIBLE PERSON: **Michelle K. Carpenter**
COMPANY: **East Kentucky Power Cooperative, Inc.**

Request 10. Provide the following monthly account balances and a calculation of the average (13-month) account balances for the test year for the total company and Kentucky operations:

a. Plant in service (Account No. 101);

b. Plant purchased or sold (Account No. 102);

c. Property held for future use (Account No. 105);

d. Completed construction not classified (Account No. 106);

e. Construction work in progress (Account No. 107);

f. Depreciation reserve (Account No. 108);

g. Materials and supplies (include all accounts and subaccounts);

h. Computation and development of minimum cash requirements;

i. Balance in accounts payable applicable to amounts included in utility plant in service (if actual is indeterminable, give a reasonable estimate);

j. Balance in accounts payable applicable to amounts included in plant under construction (if actual is indeterminable, give a reasonable estimate); and

k. Balance in accounts payable applicable to prepayments by major category or subaccount.

Response 10. Please see page 3 of this response and corresponding Excel file *PSC DR1 Response 10.xlsx* for a schedule of the 2019 test year monthly account balances and the calculated 13-month average balances for items a. through k. as listed in the above request. It should be noted that EKPC does not have a minimum cash requirement. Therefore, item h. Computation and development of minimum cash requirements, is not applicable.

East Kentucky Power Cooperative, Inc.
Case No. 2021 00103
Monthly Account Balances and Calculation of Average 13 Month Balances
2019 Test Year

Description	Dec 18	Jan 19	Feb 19	Mar 19	Apr 19	May 19	Jun 19	Jul 19	Aug 19	Sep 19	Oct 19	Nov 19	Dec 19	Total Company 13 Month Average
a. Plant in service														
Plant in service (300-399)	4,097,798,006	4,105,957,661	4,107,644,334	4,109,343,169	4,110,600,390	4,110,964,061	4,114,144,895	4,118,059,144	4,120,634,869	4,137,205,036	4,141,007,482	4,139,601,438	4,064,925,155	4,113,683,511
Plant acquisition adjustment (114)	4,019,664	4,019,664	4,019,664	4,019,664	4,019,664	4,019,664	4,019,664	4,019,664	4,019,664	4,019,664	4,019,664	4,019,664	4,019,664	4,019,664
Total plant in service	4 101 817 670	4 109 977 325	4 111 663 998	4 113 362 833	4 114 620 054	4 114 983 725	4 118 164 559	4 122 078 808	4 124 654 533	4 141 224 700	4 145 027 146	4 143 621 102	4 068 944 819	4 117 703 175
b. Plant purchased or sold (102)	-	-	-	-	-	-	-	-	-	-	-	-	-	-
c. Property held for future use (105)	27,462	27,462	27,462	27,462	27,462	27,462	27,462	27,462	27,462	27,462	27,462	27,462	27,462	27,462
d. Completed construction not classified (106)	96,173,830	90,622,480	93,665,020	94,926,223	95,018,583	96,915,290	91,659,126	88,585,329	92,812,731	76,525,319	73,918,112	88,430,388	112,993,882	91,711,255
e. Construction work in progress (107)	93,330,428	95,137,425	97,959,555	113,095,264	125,786,482	139,420,642	173,598,501	188,839,240	205,652,761	216,156,542	232,724,812	235,843,352	247,392,630	166,533,664
f. Depreciation reserve														
Depreciation reserve (108)	(1,552,889,584)	(1,562,128,147)	(1,570,326,718)	(1,579,023,669)	(1,587,871,802)	(1,595,856,614)	(1,602,076,529)	(1,610,226,041)	(1,618,876,367)	(1,622,313,618)	(1,629,653,034)	(1,633,678,429)	(1,557,110,322)	(1,594,002,375)
Amortization elec utility plant (111)	(1,206,246)	(1,214,723)	(1,223,200)	(1,231,676)	(1,240,153)	(1,244,980)	(1,249,806)	(1,254,633)	(1,107,805)	(1,112,569)	(1,117,334)	(1,122,098)	(1,126,863)	(1,188,622)
Amortization elec utility plant (115)	(535,955)	(550,843)	(565,730)	(580,618)	(595,506)	(610,393)	(625,281)	(640,169)	(655,056)	(669,944)	(684,832)	(699,719)	(714,607)	(625,281)
Amortization of leased plant (117)	-	-	-	-	-	-	-	-	-	-	-	-	(7,657)	(589)
Total depreciation reserve	(1 554 631 786)	(1 563 893 713)	(1 572 115 648)	(1 580 835 964)	(1 589 707 461)	(1 597 711 987)	(1 603 951 616)	(1 612 120 843)	(1 620 639 228)	(1 624 096 131)	(1 631 455 200)	(1 635 500 247)	(1 558 959 449)	(1 595 816 867)
g. Materials and supplies														
Plnt Matls/Op Supp-General (154000)	56,865,919	57,042,481	56,936,440	56,731,926	55,758,864	56,576,960	57,135,860	57,285,414	57,393,381	57,327,314	57,120,439	56,301,585	56,318,422	56,830,385
Plnt Matls/Op Supp-Poles (154001)	424,377	424,377	414,509	426,205	412,472	404,971	432,206	437,950	448,611	448,735	448,013	432,547	439,622	430,353
Plnt Matls/Op Supp-OCR (154002)	1,816,966	1,864,200	1,868,990	1,800,166	1,800,604	1,705,571	1,665,112	1,620,735	1,698,658	1,433,075	1,603,996	1,547,305	1,469,336	1,684,209
Plnt Matls/Op Supp-Transformers & Regulators (154003)	5,876,732	5,858,822	5,848,207	5,985,228	5,962,878	5,924,753	5,842,381	5,840,643	6,144,544	6,155,191	5,805,979	5,690,755	5,552,044	5,883,704
Plnt Matls/Op Supp-ETS Hardware (154004)	30,683	31,448	31,448	31,327	31,327	31,327	31,327	31,327	31,327	31,252	30,380	30,017	30,017	31,016
Plnt Matls/Op Supp-EK Computers (154011)	2,499	2,499	2,258	2,258	2,258	2,258	2,016	2,016	2,016	2,016	2,016	2,016	2,658	2,214
Plnt Matls/Op Supp-Gaso ine (154020)	45,033	21,139	26,753	12,665	17,169	18,176	32,045	30,205	18,189	22,999	23,081	25,305	22,634	24,261
Temp Asset Recd/Not Stocked/Obsolete (154099)	(193 054)	(193 054)	(193 054)	(192 524)	(193 054)	(193 054)	(193 054)	(193 054)	(193 054)	(193 054)	(47 070)	-	(101 810)	(159 915)
Total Materials and supp ies	64,869,156	65,051,912	64,935,552	64,797,250	63,792,518	64,470,961	64,947,894	65,055,237	65,543,674	65,227,528	64,986,834	64,029,531	63,732,924	64,726,228
h. Minimum cash requirements	N/A	N/A	N/A	N/A	N/A	N/A	N/A	N/A	N/A	N/A	N/A	N/A	N/A	N/A
i. Balance in accounts payable applicable to utility plant in service (101 & 106)	3,016,385	1,664,062	1,923,966	1,063,290	1,654,009	1,212,188	4,816,730	2,189,066	2,689,448	2,799,136	2,315,464	6,853,030	9,998,377	3,245,781
j. Balance in accounts payable applicable to plant under construction (107)	21,387,930	13,605,116	12,139,699	21,550,224	23,165,379	19,533,381	25,454,253	29,920,653	21,910,016	28,444,506	32,333,333	28,688,414	51,857,485	25,383,876
k. Balance in accounts payable applicable to prepayments (165)														
Prepayments - Insurance (165100)	-	40,000	-	-	-	-	-	-	-	-	196,356	-	49,126	21,960
Other Prepayments (165200)	5 432 368	685 287	358 864	-	-	486 866	373 651	755 801	2 839 291	(220 116)	570 266	342 083	994 547	970 686
Total Balance in Accounts Payable applicable to Prepayments	5 432 368	725 287	358 864	-	-	486 866	373 651	755 801	2 839 291	(220 116)	766 623	342 083	1 043 673	992 646

* Item i. represents open A/P for completed construction not yet classified (Account 106).

EAST KENTUCKY POWER COOPERATIVE, INC.
PSC CASE NO. 2021-00103
FIRST REQUEST FOR INFORMATION RESPONSE

COMMISSION STAFF'S FIRST REQUEST FOR INFORMATION DATED 3/4/21
REQUEST 11
RESPONSIBLE PERSON: **Isaac S. Scott**
COMPANY: **East Kentucky Power Cooperative, Inc.**

Request 11. Provide a reconciliation and detailed explanation of each difference, if any, in the utility's capitalization and net investment rate base for the historical test year.

Response 11. Please see the Application, Volume 2, Exhibit 27 for the reconciliation. In addition, please see the Excel spreadsheet provided in response to Request 16, *PSC DR1 Response 16 – Application Exhibit 27.xlsx*.

EAST KENTUCKY POWER COOPERATIVE, INC.
PSC CASE NO. 2021-00103
FIRST REQUEST FOR INFORMATION RESPONSE

COMMISSION STAFF'S FIRST REQUEST FOR INFORMATION DATED 3/4/21
REQUEST 12
RESPONSIBLE PERSON: **Michelle K. Carpenter**
COMPANY: **East Kentucky Power Cooperative, Inc.**

Request 12. Provide the journal entries relating to the purchase of utility plant acquired as an operating unit or system by purchase, merger, consolidation, liquidation, or otherwise currently included in rate base. Also provide a schedule showing the calculation of the acquisition adjustment at the date of purchase or each item of utility plant, the amortization period, and the unamortized balance at the beginning of the test year.

Response 12. EKPC purchased the Bluegrass Generating Station assets on December 29, 2015. Four separate entries were made to record the overall purchase price, capitalize transaction costs, adjust electric plant purchased for other assets and liabilities assumed along with the proration of three days of operating costs as part of the purchase negotiations, and ultimately record the assets, accumulated depreciation, and acquisition adjustment to their respective accounts at December 31, 2015. The December 2015 journal entries are summarized below.

JE AP37374--To Record Asset Purchase:

Account	Account Title	Debit	Credit
102000	Electric Plant Purchased or Sold	130,143,070	
232100	Accounts Payable		130,143,070

JE 37550--To Capitalize Transaction Costs:

Account	Account Title	Debit	Credit
102000	Electric Plant Purchased or Sold	693,518	
183000	Preliminary Survey & Investigation		693,518

JE 37563--To Clear Account 102—Purchase Price Adjustment:

Account	Account Title	Debit	Credit
143001	General Accounts Receivable	1,550,858	
165200	Other Prepayments-Misc. Expense	39,240	
549001	Misc. Other Power Generation Expense	11,662	
232100	Accounts Payable-General		208,690
102000	Electric Plant Purchased or Sold		1,393,070

JE 37618--To Clear 102—Original Plant Purchase Price & Transaction Costs:

Account	Account Title	Debit	Credit
340000	Land and Land Rights	1,102,911	
341000	Structures & Improvements	10,030,763	
342000	Fuel Holders & Accessories	1,162,204	
343000	Prime Movers	134,764,582	
344000	Generators	22,373,072	
345000	Accessory Electrical Equipment	4,888,031	
353000	Station Equipment-Transmission	16,144,426	
355000	Poles & Fixtures-Transmission	3,389,833	
391000	Office Furniture & Equipment	74,558	
392000	Transportation Equipment	26,440	
396000	Power Operated Equipment	23,274	
397000	Communication Equipment	16,550	
154000	Plant Materials & Supplies	958,513	
303000	Intangible Asset	146,000	
114000	Acquisition Adjustment	4,271,235	
108450	Accumulated Depreciation-Common		4,380,967
108451	Accumulated Depreciation-Unit 1		20,948,691
108452	Accumulated Depreciation-Unit 2		20,948,691
108453	Accumulated Depreciation-Unit 3		18,874,092
108500	Accumulated Depreciation-Transmission		4,637,162
108700	Accumulated Depreciation-General		139,271
102000	Electric Plant Purchased or Sold		129,443,518

Please see page 4 of this response and corresponding Excel file *PSC DR1 Response 12.xlsx* for the calculation of the acquisition adjustment, the amortization period, and the unamortized balance at December 31, 2018.

East Kentucky Power Cooperative, Inc.
Rate Case No. 2021-00103
Calculation of Acquisition Adjustment and Balances at Beginning of Test Year

	Amount
Purchase Price	$ 130,143,070
Plus: transaction costs	693,518
Less: negotiated purchase price adjustment for assumed assets, liabilities, and 3 days of operating expenses	(1,393,070)
Adjusted Purchase Price (A)	129,443,518
Plant Value:	
Estimated original cost assigned to plant assets	195,101,157
Estimated accumulated depreciation at time of purchase	(69,928,874)
Estimated net book value at time of purchase **(B)**	125,172,283
Acquisition Adjustment (A-B) at December 31, 2015	4,271,235
February 2016 entry to correct opening accumulated depreciation	(251,572)
Final Acquisition Adjustment Balance, Account 114	4,019,663
Remaining service life of 22.5 years (270 months)	22.5
Annual Amortization	$ 178,652

Account Balances and Unamortized Balance:

Year Ending 12/31	Account 114 Balance	Account 115 Balance	Unamortized Balance
2016	4,019,663	178,652	3,841,011
2017	4,019,663	357,304	3,662,359
2018	4,019,663	535,956	3,483,707

EAST KENTUCKY POWER COOPERATIVE, INC.
PSC CASE NO. 2021-00103
FIRST REQUEST FOR INFORMATION RESPONSE

COMMISSION STAFF'S FIRST REQUEST FOR INFORMATION DATED 3/4/21
REQUEST 13
RESPONSIBLE PERSON: **John J. Spanos**
COMPANY: **East Kentucky Power Cooperative, Inc.**

Request 13. Provide a copy of the utility's most recent depreciation study. If no such study exists, provide a copy of the utility's most recent depreciation schedule. The schedule should include a list of all facilities by account number, service life and accrual rate for each plant item, the methodology that supports the schedule, and the date the schedule was last updated.

Response 13. EKPC's most recent depreciation study was completed as of December 31, 2019 by Gannett Fleming Valuation and Rate Consultants, LLC. This study was provided as part of Exhibit 15 to the Application, Direct Testimony of John Spanos, in Exhibit JJS-1.

EAST KENTUCKY POWER COOPERATIVE, INC.

PSC CASE NO. 2021-00103

FIRST REQUEST FOR INFORMATION RESPONSE

COMMISSION STAFF'S FIRST REQUEST FOR INFORMATION DATED 3/4/21

REQUEST 14

RESPONSIBLE PERSON: **Michelle K. Carpenter**

COMPANY: **East Kentucky Power Cooperative, Inc.**

Request 14. Provide the utility's cash account balances at the beginning of the test year and at the end of each month during the test year for total company and Kentucky operations.

Response 14. Please see page 2 of this response and corresponding Excel file *PSC DR1 Response 14.xlsx* for all cash and cash equivalent balances at the beginning of the 2019 test year and at the end of each month of the test year.

East Kentucky Power Cooperative, Inc.
Case No. 2021-00103
Cash Account Balances by Period
2019 Test Year

ACCOUNT		Beginning Balance	January 2019	February 2019	March 2019	April 2019	May 2019	June 2019	July 2019	August 2019	September 2019	October 2019	November 2019	December 2019
131101	Cash-Genrl-PNC Bank Kentucky	$17,575,858.17	$10,904,857.98	$15,962,887.00	$14,116,309.66	$3,445,557.87	$347,925.69	$9,368,212.95	$13,363,696.17	$9,072,374.37	$11,299,685.72	$6,970,982.93	-$4,198,146.15	$8,670,323.37
131102	Cash-Genrl-PNC Prop Casualty	$8,650.56	$11,804.78	$51,072.78	$38,774.63	$25,167.50	$25,628.45	$17,629.36	$12,787.86	$32,736.56	$20,697.47	$14,611.36	$16,476.06	$12,023.80
131103	Cash-Genrl-PNC Payroll	$7,594.57	$7,594.57	$7,594.57	$7,594.57	$7,594.57	$7,594.57	$7,594.57	$7,594.57	$7,594.57	$7,594.57	$1,850,662.59	$7,594.57	$7,594.57
131104	Cash-Genrl-PNC Coop Solar	$3,249.25	$5,802.36	$9,357.62	$12,902.23	$16,994.89	$20,116.70	$19,974.51	$21,781.57	$2,996.28	$2,949.94	$2,917.00	$13,003.81	$15,111.42
131105	Cash-MMDA-USBank	$10,000,000.00	$10,000,000.00	$10,000,000.00	$10,000,000.00	$10,000,000.00	$10,000,000.00	$5,000,000.00	$5,000,000.00	$5,000,000.00	$5,000,000.00	$5,000,000.00	$5,000,000.00	$5,000,000.00
131106	Cash-MMDA-TraditionalBank	$0.00	$0.00	$0.00	$0.00	$0.00	$0.00	$0.00	$0.00	$5,009,884.82	$5,009,791.36	$5,008,850.24	$5,008,226.60	$5,008,501.22
131200	Cash-Construction Fund-Trustee	$500.00	$500.00	$500.00	$500.00	$500.00	$543.00	$500.00	$500.00	$500.00	$542,548.50	$500.00	$500.00	$500.00
134001	Other Special Deposits	$425.00	$425.00	$425.00	$425.00	$425.00	$425.00	$425.00	$425.00	$425.00	$425.00	$425.00	$425.00	$425.00
134002	Special Deposit-PJM	$2,196,076.52	$1,700,050.30	$1,702,984.63	$1,706,238.96	$1,709,394.33	$1,712,660.91	$1,715,828.16	$1,719,034.17	$1,722,053.08	$1,724,822.52	$1,727,421.57	$1,729,688.52	$1,731,894.47
135000	Working Funds	$7,215.30	$7,215.30	$7,215.30	$7,215.30	$7,215.30	$7,215.30	$7,215.30	$7,215.30	$7,215.30	$7,215.30	$7,215.30	$7,215.30	$7,215.30
135002	Workng Fnds-Spec ROW Procuremt	$15,411.53	$27,485.94	$15,864.98	$17,287.25	$31,183.14	$16,425.99	$8,534.99	$12,354.99	$13,920.99	$23,203.99	$3,686.19	$11,686.19	$31,164.24
135005	Workng Fnds-Medical Insurance	$1,250,898.32	$927,753.15	$1,041,834.87	$405,508.71	$731,675.40	$564,320.17	$475,736.87	$1,378,693.04	$1,222,245.56	$307,916.76	$1,074,197.37	$1,482,198.33	$459,930.67
135006	Workng Fnds-Self Funded Dental	$478,716.69	$478,716.69	$478,716.69	$478,716.69	$478,716.69	$478,716.69	$478,716.69	$478,716.69	$478,716.69	$478,716.69	$478,716.69	$478,716.69	$478,716.69
135007	Workng Fnds-Sec 125 Flex Spend	$90,898.86	$89,098.33	$81,539.04	$74,254.89	$73,726.27	$75,150.03	$73,457.76	$72,056.91	$77,724.06	$85,730.44	$92,041.97	$93,223.24	$101,696.91
136001	Temp Cash Invst-Treasury Bills	$95,000,000.00	$110,000,000.00	$110,000,000.00	$110,000,000.00	$191,000,000.00	$120,000,000.00	$120,000,000.00	$125,000,000.00	$150,000,000.00	$115,000,000.00	$105,000,000.00	$106,000,000.00	$111,000,000.00
TOTAL CASH AND CASH EQUIVALENT ACCOUNTS		$126,635,494.77	$134,161,304.40	$139,359,992.48	$136,865,727.89	$207,528,150.96	$133,256,722.50	$137,173,826.16	$147,074,856.27	$172,648,387.28	$139,511,298.26	$127,232,228.21	$115,650,808.16	$132,525,097.66

EAST KENTUCKY POWER COOPERATIVE, INC.
PSC CASE NO. 2021-00103
FIRST REQUEST FOR INFORMATION RESPONSE

COMMISSION STAFF'S FIRST REQUEST FOR INFORMATION DATED 3/4/21
REQUEST 15
RESPONSIBLE PERSON: **Isaac S. Scott**
COMPANY: **East Kentucky Power Cooperative, Inc.**

Request 15. Provide the average number of customers on the utility's system (actual and projected) by rate schedule for the test year and two most recent calendar years.

Response 15. EKPC has 16 wholesale customers, its owner-members. This number has not changed since 2002 and is not projected to change. The table below shows the wholesale customers by rate schedule. The test year of 12 months ending December 31, 2019 would be one of the two most recent calendar years. However, EKPC perceives that the Commission wishes to see three years of data, so calendar years 2018, 2019, and 2020 are provided.

Rate Schedule	2018	2019 – Test Year	2020
Rate B	11	11	11
Rate C	5	5	4
Rate E	16	16	16
Rate G	3	3	3

EKPC is also providing the average number of the retail customers of its owner-members corresponding with EKPC's rate schedules for the same time periods. As EKPC's rate case utilizes a historic test year, there are no projections of the average number of retail customers, only the actual numbers.

Rate Schedule	2018	2019 – Test Year	2020
Rate B	71	69	71
Rate C	9	9	8
Rate E	541,299	544,896	550,634
Rate G	3	3	3
Totals	541,382	544,977	550,716

EAST KENTUCKY POWER COOPERATIVE, INC.
PSC CASE NO. 2021-00103
FIRST REQUEST FOR INFORMATION RESPONSE

COMMISSION STAFF'S FIRST REQUEST FOR INFORMATION DATED 3/4/21
REQUEST 16
RESPONSIBLE PERSON: **Isaac S. Scott**
COMPANY: **East Kentucky Power Cooperative, Inc.**

Request 16. Provide a copy of each cost of service study, billing analysis, and all exhibits and schedules filed with the utility's rate application in Excel spreadsheet format with all formulas, columns, and rows unprotected and fully accessible.

Response 16. EKPC submits the following Excel spreadsheets:

- *PSC DR1 Response 16 – Application Exhibit 12 – Exhibit AFB-1.xlsx*; provided by Ann F. Bridges.
- *PSC DR1 Response 17 – Application Exhibit 17 – Exhibits TJS 1 thru 3c.xlsx*; provided by Thomas J. Stachnik.
- *PSC DR1 Response 16 – Application Exhibit 23.xlsx* – Effect upon average bill for each customer classification; provided by Isaac S. Scott.
- *PSC DR1 Response 16 – Application Exhibit 27.xlsx* – Reconciliation of Rate Base and Capitalization; provided by Isaac S. Scott.
- Depreciation Study Spreadsheets; all provided by John J. Spanos –
    - *PSC DR1 Response 16 – Application Exhibit 32 – 2019 Net Salvage Data.xlsx*
    - *PSC DR1 Response 16 – Application Exhibit 32 – 2019 Plant Balances,xlsx*

  - *PSC DR1 Response 16 – Application Exhibit 32 – 2019 Production Net Salvage Table 1.xlsx*
  - *PSC DR1 Response 16 – Application Exhibit 32 – 2019 Production Net Salvage Table 2.xlsx*
  - *PSC DR1 Response 16 – Application Exhibit 32 – 2019 Production Net Salvage Table 3.xlsx*
  - *PSC DR1 Response 16 – Application Exhibit 32 – 2019 Service Life Data.xlsx*
  - *PSC DR1 Response 16 – Application Exhibit 32 – 2019 Table 1.xlsx*
- *PSC DR1 Response 16 – Application Exhibit 36.xlsx* – Actual versus Budgeted Expenditures; provided by Ann F. Bridges.
- *PSC DR1 Response 16 – Application Exhibit 39 COSS and RD CONFIDENTIAL.xlsx* – Cost of Service Study and supporting workpapers; this spreadsheet is being filed with a request for confidential treatment; provided by Richard J. Macke.
- *PSC DR1 Response 16 – Application Exhibit 44.xlsx* – January through June 2020 Budget; provided by Ann F. Bridges.

Please note that all applicable Excel spreadsheets supporting the exhibits, schedules, and workpapers associated with the direct testimony of Isaac S. Scott were filed with the Application.

EAST KENTUCKY POWER COOPERATIVE, INC.
PSC CASE NO. 2021-00103
FIRST REQUEST FOR INFORMATION RESPONSE

COMMISSION STAFF'S FIRST REQUEST FOR INFORMATION DATED 3/4/21
REQUEST 17
RESPONSIBLE PERSON: **Isaac S. Scott**
COMPANY: **East Kentucky Power Cooperative, Inc.**

Request 17. Provide the following expense account data:

Request 17a. A schedule, in comparative form, showing the total company and Kentucky operating expense account balance for the test year and each of the three most recent calendar years preceding the test year for each account or subaccount included in the utility's annual report (FERC Form 1, pages 320–323). Show the percentage of increase or decrease of each year over the prior year.

Response 17a. This request significantly duplicates Request 1a; please see EKPC's response to Request 1a.

Request 17b. A listing, with descriptions, of all activities, initiatives, or programs undertaken or continued by EKPC since its last general rate case for the purpose of minimizing costs or improving the efficiency of its operations or maintenance activities. Include all quantifiable realized and projected savings.

Response 17b. This request duplicates Request 1b; please see EKPC's response to Request 1b.

EAST KENTUCKY POWER COOPERATIVE, INC.
PSC CASE NO. 2021-00103
FIRST REQUEST FOR INFORMATION RESPONSE

COMMISSION STAFF'S FIRST REQUEST FOR INFORMATION DATED 3/4/21
REQUEST 18
RESPONSIBLE PERSON: **Isaac S. Scott**
COMPANY: **East Kentucky Power Cooperative, Inc.**

Request 18. Provide a schedule, in the format provided in Schedule F, of electric operations net income, per kWh sold, per company books for the test year and three calendar years preceding the test year.

Response 18. Please see Schedule F on pages 2 and 3 of this response and the corresponding Excel file *PSC DR1 Response 18.xlsx*. EKPC noted that the Schedule F format indicated that "000 Omitted". However, it was not clear whether this rounding to thousands applied to the dollar amounts, the kWh Sold, or both. As the schedule was to present Net Income per kWh Sold, EKPC believes it is more reasonable not to round either the dollars or kWh sales. Consequently, the attached Schedule F is shown in whole dollars and total kWh sold.

Schedule F, Page 1 of 2

East Kentucky Power Cooperative, Inc.
Case No. 2021-00103

Net Income per kWh Sold
For the Calendar Years 2016 through 2018
And for the Test Period

Line No.	Item (a)	12 Months Ended Three Most Recent Calendar Years 3rd - 2016 (b)	2nd - 2017 (c)	1st - 2018 (d)	Test Period - 2019 (e)	12 Months Ended Three Most Recent Calendar Years 3rd - 2016 (b)	2nd - 2017 (c)	1st - 2018 (d)	Test Period - 2019 (e)
1	Operating Income								
2	Operating Revenues	$887,418,913	$861,686,381	$900,288,614	$860,122,513	$0.066322	$0.066925	$0.064704	$0.064341
3	Operating Income Deductions								
4	Operating and Maintenance Expenses:								
5	Power Production Expenses	$398,144,635	$340,270,041	$375,609,699	$328,936,228	$0.029755	$0.026428	$0.026995	$0.024606
6	Purchased Power Expenses	$114,954,103	$166,505,303	$171,743,115	$176,632,790	$0.008591	$0.012932	$0.012343	$0.013213
7	Transmission Expenses	$56,682,632	$59,712,699	$45,741,065	$47,352,361	$0.004236	$0.004638	$0.003287	$0.003542
8	Distribution Expenses	$3,707,675	$3,960,201	$3,755,976	$4,668,172	$0.000277	$0.000308	$0.000270	$0.000349
9	Customer Accounts Expenses	$0	$0	$0	$0	$0.000000	$0.000000	$0.000000	$0.000000
10	Customer Service and Informational Expenses	$12,731,649	$12,499,960	$9,615,924	$6,291,719	$0.000952	$0.000971	$0.000691	$0.000471
11	Sales Expenses	$52,627	$47,213	$60,943	$68,233	$0.000004	$0.000004	$0.000004	$0.000005
12	Administrative and General Expenses	$40,368,239	$41,811,754	$43,603,582	$42,107,562	$0.003017	$0.003247	$0.003134	$0.003150
13	Total (L5 hrough L12)	$626,641,560	$624,807,171	$650,130,304	$606,057,065	$0.046832	$0.048527	$0.046725	$0.045336
14	Depreciation Expenses	$106,501,234	$121,648,728	$119,099,432	$120,559,493	$0.007959	$0.009448	$0.008560	$0.009018
15	Amortization of U ility Plant Acquisition Adjustment	$0	$0	$0	$0	$0.000000	$0.000000	$0.000000	$0.000000
16	Taxes O her Than Income Taxes	$94,488	$113,853	$190,099	$118,995	$0.000007	$0.000009	$0.000014	$0.000009
17	Income Taxes - Federal	$0	$0	$0	$0	$0.000000	$0.000000	$0.000000	$0.000000
18	Income Taxes - Other	$800	$800	$1,200	$1,200	$0.000000	$0.000000	$0.000000	$0.000000
19	Provision for Deferred Income Taxes	$0	$0	$0	$0	$0.000000	$0.000000	$0.000000	$0.000000
20	Investment Tax Credit Adjustment - Net	$0	$0	$0	$0	$0.000000	$0.000000	$0.000000	$0.000000
21	Total Utility Operating Expenses	$733,238,082	$746,570,552	$769,421,035	$726,736,753	$0.054799	$0.057984	$0.055299	$0.054364
22	Net Utility Operating Income	$154,180,831	$115,115,829	$130,867,579	$133,385,760	$0.011523	$0.008941	$0.009406	$0.009978

Schedule F, Page 2 of 2

East Kentucky Power Cooperative, Inc.
Case No. 2021-00103

Net Income per kWh Sold
For the Calendar Years 2016 through 2018
And for the Test Period

Line No.	Item (a)	12 Months Ended Three Most Recent Calendar Years 3rd - 2016 (b)	2nd - 2017 (c)	1st - 2018 (d)	Test Period - 2019 (e)	12 Months Ended Three Most Recent Calendar Years 3rd - 2016 (b)	2nd - 2017 (c)	1st - 2018 (d)	Test Period - 2019 (e)
23	Other Income and Deductions								
24	Other Income:								
25	Non-utility Operating Income	($51,286)	($41,274)	($36,109)	($32,894)	($0.000004)	($0.000003)	($0.000003)	($0.000002)
26	Equity in Earnings of Subsidiary Company	$0	$0	$0	$0	$0.000000	$0.000000	$0.000000	$0.000000
27	Interest and Dividend Income	$17,232,880	$23,113,031	$27,744,526	$25,453,803	$0.001288	$0.001795	$0.001994	$0.001904
28	Allowance for Funds Used During Construc ion	$0	$0	$0	$0	$0.000000	$0.000000	$0.000000	$0.000000
29	Miscellaneous Non-operating Income	($55,868)	$197,588	($1,131,089)	($543,891)	($0.000004)	$0.000015	($0.000081)	($0.000041)
30	Gain on Disposition of Property	$134,387	$233,918	$147,814	$70,799	$0.000010	$0.000018	$0.000011	$0.000005
31	Total Other Income	$17,260,113	$23,503,263	$26,725,142	$24,947,817	$0.001290	$0.001825	$0.001921	$0.001866
32	Other Income Deductions:								
33	Loss on Disposition of Property	$5,781	$1,758	$21,286	$46,492	$0.000000	$0.000000	$0.000002	$0.000003
34	Miscellaneous Income Deductions	$4,227,153	$1,082,973	$990,924	$1,045,801	$0.000316	$0.000084	$0.000071	$0.000078
35	Taxes Applicable to Other Income and Deductions:								
36	Income Taxes and Investment Tax Credits	$0	$0	$0	$0	$0.000000	$0.000000	$0.000000	$0.000000
37	Taxes Other Than Income Taxes	$0	$0	$0	$0	$0.000000	$0.000000	$0.000000	$0.000000
38	Total Taxes on Other Income and Deductions	$0	$0	$0	$0	$0.000000	$0.000000	$0.000000	$0.000000
39	Net Other Income and Deductions	$13,027,179	$22,418,532	$25,712,932	$23,855,524	$0.000974	$0.001741	$0.001848	$0.001785
40	Interest Charges								
41	Interest on Long-Term Debt	$113,499,829	$115,392,096	$115,911,712	$113,036,135	$0.008482	$0.008962	$0.008331	$0.008456
42	Interest on Short-Term Debt	$0	$0	$0	$0	$0.000000	$0.000000	$0.000000	$0.000000
43	Amortization of Premium on Debt - Credit	$0	$0	$0	$0	$0.000000	$0.000000	$0.000000	$0.000000
44	Other Interest Expense	$0	$0	$11	$1,112	$0.000000	$0.000000	$0.000000	$0.000000
45	Total Interest Charges	$113,499,829	$115,392,096	$115,911,723	$113,037,247	$0.008482	$0.008962	$0.008331	$0.008456
46	Net Income	$53,708,181	$22,142,265	$40,668,788	$44,204,037	$0.004014	$0.001720	$0.002923	$0.003307
47	kWh Sold	13,380,557,555	12,875,363,996	13,913,857,749	13,368,097,074				

Notes: Power Production Expenses include Electric and Other Operation Expenses and Maintenance Expenses.
Depreciation Expenses includes Depreciation Expenses (403), Depreciation Expense for Asset Retirement Costs (403.1), Amortization and Depletion of Utility Plant (404-405), Amortization of Property Losses, Unrecovered Plant and Regulatory Study Costs (407), (Less) Gains from Disposal of Utility Plant (411.6), (Less) Gains from Disposition of Allowances (411.8), and Accretion Expense (411.10).
Miscellaneous Income Deductions includes Miscellaneous Amortiza ion (425) and Miscellaneous Income Deductions (426.1-426.6).
Interest on Long-Term Debt includes Interest on Long Term Debt (427), Amortization of Debt Discount and Expense (428), and Amortization of Loss on Reacquired Debt (428.1).

EAST KENTUCKY POWER COOPERATIVE, INC.
PSC CASE NO. 2021-00103
FIRST REQUEST FOR INFORMATION RESPONSE

COMMISSION STAFF'S FIRST REQUEST FOR INFORMATION DATED 3/4/21
REQUEST 19
RESPONSIBLE PERSON: **Michelle K. Carpenter**
COMPANY: **East Kentucky Power Cooperative, Inc.**

Request 19. Provide the comparative operating statistics for total company as shown in Schedule G.

Response 19. Please see page 2 of this response and corresponding Excel file *PSC DR1 Response 19.xlsx* for comparative operating statistics from the three most recent calendar years of 2020, 2019, and 2018.

East Kentucky Power Cooperative, Inc.
Case No. 2021-00103
Comparative Operation Statistics - Electric Operations
Three Most Recent Calendar Years
(Total Company)

Line No.	Item	2018		2019		2020	
		Cost	% Inc	Cost	% Inc	Cost	% Inc
	(a)	(b)	(c)	(d)	(e)	(f)	(g)
1	Cost per kWh of Electricity Generated	0.058	(10.8%)	0.071	22.4%	0.059	(16.9%)
2	Cost per kWh of Electricity Purchased	0.033	10.0%	0.026	(21.2%)	0.021	(19.2%)
3	Cost per kWh of Electricity Sold	0.063	(4.5%)	0.062	(1.6%)	0.058	(6.5%)
4	Maintenance Cost per Transmission Mile	2,966.28	(12.7%)	3,260.89	9.9%	2,879.63	(11.7%)
5	Maintenance Cost per Distribution Mile*	N/A	N/A	N/A	N/A	N/A	N/A
6	Sales Promotion Expense per Customer	3,808.94	29.1%	4,264.56	12.0%	2,912.88	(31.7%)
7	Administration and General Expense per Customer	2,535,580.25	1.7%	2,460,957.88	(2.9%)	2,332,569.31	(5.2%)
8	Wages and Salaries - Charged Expense - per Average Employee	94,396.05	3.5%	97,898.06	3.7%	100,541.02	2.7%
9	Depreciation Expense:						
10	Per $100 of Average Gross Depreciable Plant in Service	2.57	(3.1%)	2.65	3.3%	2.77	4.3%
11	Rent:						
12	Per $100 of Average Gross Plant in Service	0.011	(1.7%)	0.011	(0.0%)	0.010	(3.8%)
13	Property Taxes:						
14	Per $100 of Average Net Plant in Service	0.465	2.4%	0.485	4.4%	0.467	(3.7%)
15	Payroll Taxes:						
16	Per Average Employee whose Salary is Charged to Expense	6,852.53	2.2%	7,078.76	3.3%	7,126.46	0.7%
17	Interest Expense:						
18	Per $100 of Average Debt Outstanding	3.99	1.3%	3.93	(1.3%)	3.67	(6.6%)
19	Per $100 of Average Plant Investment	2.71	(1.8%)	2.56	(5.5%)	2.23	(12.9%)
20	Per kWh Sold	0.008	(6.9%)	0.008	1.3%	0.008	(9.0%)
21	Meter Reading Expense per Meter**	N/A	N/A	N/A	N/A	N/A	N/A

*Maintenance Cost per Distribution Mile is not applicable. As a generation and transmission cooperative (G&T), EKPC does not own distribution lines.

**Meter Reading Expense per Meter is not applicable. As a G&T, EKPC does not incur costs as outlined in account 902 of the Uniform System of Accounts.

EAST KENTUCKY POWER COOPERATIVE, INC.
PSC CASE NO. 2021-00103
FIRST REQUEST FOR INFORMATION RESPONSE

COMMISSION STAFF'S FIRST REQUEST FOR INFORMATION DATED 3/4/21
REQUEST 20
RESPONSIBLE PERSON: **Michelle K. Carpenter and Thomas J. Stachnik**
COMPANY: **East Kentucky Power Cooperative, Inc.**

Request 20a. Provide the information requested in Schedule H for budgeted and actual numbers of full and part time employees by employee group, by month, and by year; and regular wages, overtime wages, and total wages by employee group, by month, for the test year and three most recent calendar years preceding the test year. Explain any variance exceeding five percent.

Response 20a. Please see pages 3 through 6 of this response and corresponding Excel file *PSC DR1Reponse 20a.xlsx* for the comparison of budgeted and actual number of employees and regular and overtime wages for General and Administrative and G&T Operations covering the 2019 test year and the three preceding calendar years. While some monthly variances were in excess of five percent, the annual variance was less than three percent for all years reported on the schedule.

Request 20b. Complete the information requested in Schedule H1.

<u>Response 20b.</u> Please see page 7 and 8 of this response and corresponding Excel file *PSC DR1 Response 20b.xlsx* for a schedule of average number of employees, hours per employee, and average wages per employee by business unit for the test year of 2019 and the five preceding calendar years.

East Kentucky Power Cooperative, Inc.
Case No. 2021-00103
Budgeted and Actual Employees and Wages by Month
For the 12 Months Ended December 31, 2019

		Budget				Actual				Variance			Variance Percentage (1)		
Date	Employee Group	FT/PT	Regular Time	Overtime	Total	FT/PT	Regular Time	Overtime	Total	Regular Time	Overtime	Total	Regular Time	Overtime	Total
	General & Administrative		1,204,859	3,806	1,208,665	134	1,138,555	3,152	1,141,707	(66,304)	(654)	(66,958)	(5.50)	(17.17)	(5.54)
	G&T Operations		4,338,247	410,088	4,748,335	570	4,099,539	337,169	4,436,708	(238,708)	(72,919)	(311,627)	(5.50)	(17.78)	(6.56)
January	Total	779	$5,543,106	$413,894	$5,957,000	704	$5,238,094	$340,321	$5,578,415	($305,012)	($73,573)	($378,585)	(5.50)	(17.78)	(6.36)
	General & Administrative		1,204,859	3,806	1,208,665	135	1,077,309	4,149	1,081,458	(127,550)	343	(127,207)	(10.59)	9.01	(10.52)
	G&T Operations		4,357,746	410,088	4,767,834	569	3,790,426	281,686	4,072,113	(567,320)	(128,402)	(695,721)	(13.02)	(31.31)	(14.59)
February	Total	779	$5,562,605	$413,894	$5,976,499	704	$4,867,736	$285,835	$5,153,571	($694,869)	($128,059)	($822,928)	(12.49)	(30.94)	(13.77)
	General & Administrative		1,204,859	3,806	1,208,665	137	1,110,195	10,222	1,120,417	(94,664)	6,416	(88,248)	(7.86)	168.58	(7.30)
	G&T Operations		4,403,123	410,088	4,813,211	567	3,898,845	506,225	4,405,069	(504,278)	96,137	(408,142)	(11.45)	23.44	(8.48)
March	Total	779	$5,607,982	$413,894	$6,021,876	704	$5,009,040	$516,447	$5,525,486	($598,942)	$102,553	($496,390)	(10.68)	24.78	(8.24)
	General & Administrative		1,205,919	3,806	1,209,725	137	1,180,972	14,801	1,195,773	(24,947)	10,995	(13,952)	(2.07)	288.90	(1.15)
	G&T Operations		4,398,702	549,436	4,948,138	564	4,112,413	667,364	4,779,777	(286,289)	117,928	(168,361)	(6.51)	21.46	(3.40)
April	Total	779	$5,604,621	$553,242	$6,157,863	701	$5,293,384	$682,165	$5,975,550	($311,237)	$128,923	($182,313)	(5.55)	23.30	(2.96)
	General & Administrative		1,209,119	3,806	1,212,925	139	1,255,518	21,635	1,277,154	46,399	17,829	64,229	3.84	468.45	5.30
	G&T Operations		4,441,285	569,626	5,010,911	583	4,716,723	1,001,064	5,717,786	275,438	431,438	706,875	6.20	75.74	14.11
May	Total	779	$5,650,404	$573,432	$6,223,836	722	$5,972,241	$1,022,699	$6,994,940	$321,837	$449,267	$771,104	5.70	78.35	12.39
	General & Administrative		1,212,852	3,806	1,216,658	140	1,077,741	8,402	1,086,143	(135,111)	4,596	(130,515)	(11.14)	120.75	(10.73)
	G&T Operations		4,455,869	428,278	4,884,147	587	3,876,936	380,638	4,257,575	(578,933)	(47,640)	(626,572)	(12.99)	(11.12)	(12.83)
June	Total	800	$5,668,721	$432,084	$6,100,805	727	$4,954,678	$389,040	$5,343,718	($714,043)	($43,044)	($757,087)	(12.60)	(9.96)	(12.41)
	General & Administrative		1,254,540	3,806	1,258,346	140	1,300,149	5,342	1,305,490	45,609	1,536	47,144	3.64	40.35	3.75
	G&T Operations		4,578,182	410,968	4,989,150	586	4,443,633	386,464	4,830,097	(134,549)	(24,504)	(159,053)	(2.94)	(5.96)	(3.19)
July	Total	800	$5,832,722	$414,774	$6,247,496	726	$5,743,782	$391,806	$6,135,588	($88,940)	($22,968)	($111,908)	(1.52)	(5.54)	(1.79)
	General & Administrative		1,254,541	3,806	1,258,347	139	1,215,665	6,330	1,221,995	(38,876)	2,524	(36,352)	(3.10)	66.31	(2.89)
	G&T Operations		4,551,468	412,488	4,963,956	570	4,275,357	354,527	4,629,885	(276,111)	(57,961)	(334,071)	(6.07)	(14.05)	(6.73)
August	Total	800	$5,806,009	$416,294	$6,222,303	709	$5,491,022	$360,857	$5,851,879	($314,987)	($55,437)	($370,424)	(5.43)	(13.32)	(5.95)
	General & Administrative		1,247,607	3,806	1,251,413	137	1,166,020	5,535	1,171,555	(81,587)	1,729	(79,858)	(6.54)	45.43	(6.38)
	G&T Operations		4,546,361	421,088	4,967,449	572	4,074,990	478,995	4,553,985	(471,371)	57,907	(413,464)	(10.37)	13.75	(8.32)
September	Total	780	$5,793,968	$424,894	$6,218,862	709	$5,241,010	$484,530	$5,725,540	($552,958)	$59,636	($493,322)	(9.54)	14.04	(7.93)
	General & Administrative		1,247,607	3,806	1,251,413	136	1,277,302	4,844	1,282,146	29,695	1,038	30,733	2.38	27.26	2.46
	G&T Operations		4,560,654	412,640	4,973,294	571	4,353,727	849,259	5,202,987	(206,927)	436,619	229,693	(4.54)	105.81	4.62
October	Total	780	$5,808,261	$416,446	$6,224,707	707	$5,631,029	$854,103	$6,485,132	($177,232)	$437,657	$260,425	(3.05)	105.09	4.18
	General & Administrative		1,247,607	3,806	1,251,413	138	1,207,381	10,908	1,218,288	(40,226)	7,102	(33,125)	(3.22)	186.59	(2.65)
	G&T Operations		4,495,004	410,088	4,905,092	575	4,553,605	1,023,422	5,577,027	58,601	613,334	671,935	1.30	149.56	13.70
November	Total	780	$5,742,611	$413,894	$6,156,505	713	$5,760,986	$1,034,329	$6,795,315	$18,375	$620,435	$638,810	0.32	149.90	10.38
	General & Administrative		1,247,608	3,808	1,251,416	138	1,357,076	4,677	1,361,753	109,468	869	110,337	8.77	22.81	8.82
	G&T Operations		4,488,111	410,048	4,898,159	571	4,720,930	388,702	5,109,632	232,819	(21,346)	211,473	5.19	(5.21)	4.32
December	Total	780	$5,735,719	$413,856	$6,149,575	709	$6,078,006	$393,379	$6,471,385	$342,287	($20,477)	$321,810	5.97	(4.95)	5.23
	General & Administrative		14,741,977	45,674	14,787,651	138	14,363,883	99,996	14,463,879	(378,094)	54,322	(323,772)	(2.56)	118.93	(2.19)
	G&T Operations		53,614,752	5,254,924	58,869,676	574	50,917,124	6,655,516	57,572,640	(2,697,628)	1,400,592	(1,297,036)	(5.03)	26.65	(2.20)
Year	Total	785	$68,356,729	$5,300,598	$73,657,327	711	$65,281,008	$6,755,512	$72,036,520	($3,075,721)	$1,454,914	($1,620,807)	(4.50)	27.45	(2.20)

(1) Monthly variances exceeding 5% can be attributed to allocation differences between budget and actual time reported, differences in the timing of O&M and capital projects, staff reductions or delayed hiring of replacement staff, or unplanned outages. However, on an annual basis, EKPC was under the 5% threshold for variance explanations.

East Kentucky Power Cooperative, Inc.
Case No. 2021-00103
Budgeted and Actual Employees and Wages by Month
For the 12 Months Ended December 31, 2018

		Budget				Actual				Variance			Variance Percentage (1)		
Date	Employee Group	FT/PT	Regular Time	Overtime	Total	FT/PT	Regular Time	Overtime	Total	Regular Time	Overtime	Total	Regular Time	Overtime	Total
	General & Administrative		1,163,733	7,836	1,171,569	137	1,104,297	2,894	1,107,191	(59,436)	(4,942)	(64,378)	(5.11)	(63.07)	(5.50)
	G&T Operations		4,174,423	304,849	4,479,272	590	4,003,050	440,970	4,444,020	(171,373)	136,121	(35,252)	(4.11)	44.65	(0.79)
January	Total	767	$5,338,156	$312,685	$5,650,841	727	$5,107,348	$443,864	$5,551,211	($230,808)	$131,179	($99,630)	(4.32)	41.95	(1.76)
	General & Administrative		1,167,415	7,836	1,175,251	136	1,038,595	3,980	1,042,575	(128,820)	(3,856)	(132,676)	(11.03)	(49.21)	(11.29)
	G&T Operations		4,165,648	319,963	4,485,611	591	3,771,937	241,844	4,013,780	(393,711)	(78,119)	(471,831)	(9.45)	(24.42)	(10.52)
February	Total	767	$5,333,063	$327,799	$5,660,862	727	$4,810,532	$245,824	$5,056,355	($522,531)	($81,975)	($604,507)	(9.80)	(25.01)	(10.68)
	General & Administrative		1,167,919	7,836	1,175,755	135	1,169,900	2,884	1,172,785	1,981	(4,952)	(2,970)	0.17	(63.19)	(0.25)
	G&T Operations		4,190,690	340,083	4,530,773	592	4,068,750	278,513	4,347,264	(121,940)	(61,570)	(183,509)	(2.91)	(18.10)	(4.05)
March	Total	767	$5,358,609	$347,919	$5,706,528	727	$5,238,651	$281,397	$5,520,048	($119,958)	($66,522)	($186,480)	(2.24)	(19.12)	(3.27)
	General & Administrative		1,167,919	7,836	1,175,755	136	1,068,135	10,837	1,078,972	(99,784)	3,001	(96,783)	(8.54)	38.30	(8.23)
	G&T Operations		4,243,875	561,841	4,805,716	588	3,882,040	518,035	4,400,075	(361,835)	(43,806)	(405,641)	(8.53)	(7.80)	(8.44)
April	Total	767	$5,411,794	$569,677	$5,981,471	724	$4,950,175	$528,872	$5,479,047	($461,619)	($40,805)	($502,424)	(8.53)	(7.16)	(8.40)
	General & Administrative		1,167,918	7,836	1,175,754	135	1,222,697	11,391	1,234,088	54,779	3,555	58,334	4.69	45.36	4.96
	G&T Operations		4,265,977	505,124	4,771,101	603	4,216,958	568,895	4,785,853	(49,019)	63,771	14,752	(1.15)	12.62	0.31
May	Total	767	$5,433,895	$512,960	$5,946,855	738	$5,439,656	$580,286	$6,019,941	$5,761	$67,326	$73,086	0.11	13.12	1.23
	General & Administrative		1,173,938	7,836	1,181,774	135	1,079,183	11,262	1,090,445	(94,755)	3,426	(91,329)	(8.07)	43.72	(7.73)
	G&T Operations		4,293,819	350,201	4,644,020	599	4,357,980	603,462	4,961,442	64,161	253,261	317,422	1.49	72.32	6.84
June	Total	790	$5,467,757	$358,037	$5,825,794	734	$5,437,163	$614,724	$6,051,886	($30,594)	$256,687	$226,092	(0.56)	71.69	3.88
	General & Administrative		1,214,171	7,836	1,222,007	136	1,191,612	4,263	1,195,875	(22,559)	(3,573)	(26,132)	(1.86)	(45.60)	(2.14)
	G&T Operations		4,413,541	319,822	4,733,363	599	4,232,067	354,526	4,586,593	(181,474)	34,704	(146,770)	(4.11)	10.85	(3.10)
July	Total	790	$5,627,712	$327,658	$5,955,370	735	$5,423,679	$358,789	$5,782,468	($204,033)	$31,131	($172,902)	(3.63)	9.50	(2.90)
	General & Administrative		1,214,171	7,836	1,222,007	133	1,227,530	2,506	1,230,036	13,359	(5,330)	8,029	1.10	(68.02)	0.66
	G&T Operations		4,398,313	319,922	4,718,235	584	4,291,517	394,523	4,686,040	(106,796)	74,601	(32,195)	(2.43)	23.32	(0.68)
August	Total	790	$5,612,484	$327,758	$5,940,242	717	$5,519,047	$397,029	$5,916,076	($93,437)	$69,271	($24,166)	(1.66)	21.13	(0.41)
	General & Administrative		1,210,438	7,836	1,218,274	132	1,055,909	8,445	1,064,354	(154,529)	609	(153,920)	(12.77)	7.77	(12.63)
	G&T Operations		4,361,148	368,670	4,729,818	582	3,813,549	430,175	4,243,724	(547,599)	61,505	(486,094)	(12.56)	16.68	(10.28)
September	Total	769	$5,571,586	$376,506	$5,948,092	714	$4,869,458	$438,620	$5,308,078	($702,128)	$62,114	($640,014)	(12.60)	16.50	(10.76)
	General & Administrative		1,210,438	7,836	1,218,274	135	1,215,743	14,291	1,230,033	5,305	6,455	11,759	0.44	82.37	0.97
	G&T Operations		4,347,999	609,192	4,957,191	583	4,245,562	570,475	4,816,038	(102,437)	(38,717)	(141,153)	(2.36)	(6.36)	(2.85)
October	Total	769	$5,558,437	$617,028	$6,175,465	718	$5,461,305	$584,766	$6,046,071	($97,132)	($32,262)	($129,394)	(1.75)	(5.23)	(2.10)
	General & Administrative		1,210,437	7,836	1,218,273	136	1,221,023	14,389	1,235,412	10,586	6,553	17,139	0.87	83.63	1.41
	G&T Operations		4,313,916	577,293	4,891,209	583	4,591,073	943,064	5,534,136	277,157	365,771	642,927	6.42	63.36	13.14
November	Total	769	$5,524,353	$585,129	$6,109,482	719	$5,812,096	$957,453	$6,769,549	$287,743	$372,324	$660,067	5.21	63.63	10.80
	General & Administrative		1,210,431	7,840	1,218,271	133	1,397,158	8,117	1,405,275	186,727	277	187,004	15.43	3.53	15.35
	G&T Operations		4,304,161	426,276	4,730,437	573	4,215,410	413,279	4,628,688	(88,751)	(12,997)	(101,749)	(2.06)	(3.05)	(2.15)
December	Total	769	$5,514,592	$434,116	$5,948,708	706	$5,612,567	$421,396	$6,033,963	$97,975	($12,720)	$85,255	1.78	(2.93)	1.43
	General & Administrative		14,278,928	94,036	14,372,964	135	13,991,783	95,258	14,087,042	(287,145)	1,222	(285,922)	(2.01)	1.30	(1.99)
	G&T Operations		51,473,510	5,003,236	56,476,746	589	49,689,892	5,757,761	55,447,653	(1,783,618)	754,525	(1,029,093)	(3.47)	15.08	(1.82)
Year	Total	773	$65,752,438	$5,097,272	$70,849,710	724	$63,681,675	$5,853,019	$69,534,695	($2,070,763)	$755,747	($1,315,015)	(3.15)	14.83	(1.86)

(1) Monthly variances exceeding 5% can be attributed to allocation differences between budget and actual time reported, differences in the timing of O&M and capital projects, staff reductions or delayed hiring of replacement staff, or unplanned outages. However, on an annual basis, EKPC was under the 5% threshold for variance explanations.

East Kentucky Power Cooperative, Inc.
Case No. 2021-00103
Budgeted and Actual Employees and Wages by Month
For the 12 Months Ended December 31, 2017

		Budget				Actual				Variance			Variance Percentage (1)		
Date	Employee Group	FT/PT	Regular Time	Overtime	Total	FT/PT	Regular Time	Overtime	Total	Regular Time	Overtime	Total	Regular Time	Overtime	Total
	General & Administrative		1,118,939	9,851	1,128,790	134	1,057,690	4,476	1,062,166	(61,249)	(5,375)	(66,624)	(5.47)	(54.56)	(5.90)
	G&T Operations		4,005,883	352,728	4,358,611	583	3,800,677	374,560	4,175,236	(205,206)	21,832	(183,375)	(5.12)	6.19	(4.21)
January	Total	763	$5,124,822	$362,579	$5,487,401	717	$4,858,366	$379,036	$5,237,402	($266,456)	$16,457	($249,999)	(5.20)	4.54	(4.56)
	General & Administrative		1,120,780	9,851	1,130,631	132	978,588	2,795	981,383	(142,192)	(7,056)	(149,248)	(12.69)	(71.63)	(13.20)
	G&T Operations		4,008,947	327,323	4,336,270	584	3,544,536	273,004	3,817,539	(464,411)	(54,319)	(518,731)	(11.58)	(16.60)	(11.96)
February	Total	763	$5,129,727	$337,174	$5,466,901	716	$4,523,124	$275,799	$4,798,923	($606,603)	($61,375)	($667,978)	(11.83)	(18.20)	(12.22)
	General & Administrative		1,122,251	9,851	1,132,102	133	1,102,881	2,276	1,105,157	(19,370)	(7,575)	(26,945)	(1.73)	(76.90)	(2.38)
	G&T Operations		4,010,295	507,466	4,517,761	582	4,019,446	354,668	4,374,114	9,151	(152,798)	(143,647)	0.23	(30.11)	(3.18)
March	Total	763	$5,132,546	$517,317	$5,649,863	715	$5,122,327	$356,944	$5,479,270	($10,219)	($160,373)	($170,593)	(0.20)	(31.00)	(3.02)
	General & Administrative		1,123,526	9,851	1,133,377	134	976,384	7,465	983,849	(147,142)	(2,386)	(149,528)	(13.10)	(24.22)	(13.19)
	G&T Operations		4,018,990	509,761	4,528,751	581	3,566,892	618,985	4,185,877	(452,098)	109,224	(342,874)	(11.25)	21.43	(7.57)
April	Total	763	$5,142,516	$519,612	$5,662,128	715	$4,543,276	$626,451	$5,169,726	($599,240)	$106,839	($492,402)	(11.65)	20.56	(8.70)
	General & Administrative		1,126,443	9,851	1,136,294	135	1,120,766	9,130	1,129,897	(5,677)	(721)	(6,397)	(0.50)	(7.32)	(0.56)
	G&T Operations		4,025,789	455,026	4,480,815	595	4,000,369	674,653	4,675,022	(25,420)	219,627	194,207	(0.63)	48.27	4.33
May	Total	770	$5,152,232	$464,877	$5,617,109	730	$5,121,135	$683,784	$5,804,919	($31,097)	$218,907	$187,810	(0.60)	47.09	3.34
	General & Administrative		1,126,443	9,851	1,136,294	135	1,117,400	7,162	1,124,562	(9,043)	(2,689)	(11,732)	(0.80)	(27.30)	(1.03)
	G&T Operations		4,052,110	385,612	4,437,722	599	4,273,685	520,000	4,793,685	221,575	134,388	355,963	5.47	34.85	8.02
June	Total	782	$5,178,553	$395,463	$5,574,016	734	$5,391,084	$527,162	$5,918,247	$212,531	$131,699	$344,231	4.10	33.30	6.18
	General & Administrative		1,167,279	9,851	1,177,130	137	1,075,468	6,279	1,081,747	(91,811)	(3,572)	(95,383)	(7.87)	(36.26)	(8.10)
	G&T Operations		4,197,437	331,363	4,528,800	603	3,881,340	328,510	4,209,850	(316,097)	(2,853)	(318,950)	(7.53)	(0.86)	(7.04)
July	Total	783	$5,364,716	$341,214	$5,705,930	740	$4,956,808	$334,789	$5,291,597	($407,908)	($6,425)	($414,333)	(7.60)	(1.88)	(7.26)
	General & Administrative		1,167,279	9,851	1,177,130	135	1,173,286	4,973	1,178,258	6,007	(4,878)	1,128	0.51	(49.52)	0.10
	G&T Operations		4,188,127	307,913	4,496,040	587	4,219,029	299,658	4,518,687	30,902	(8,255)	22,647	0.74	(2.68)	0.50
August	Total	776	$5,355,406	$317,764	$5,673,170	722	$5,392,315	$304,631	$5,696,946	$36,909	($13,133)	$23,776	0.69	(4.13)	0.42
	General & Administrative		1,164,879	9,851	1,174,730	134	1,064,962	11,476	1,076,438	(99,917)	1,625	(98,292)	(8.58)	16.49	(8.37)
	G&T Operations		4,173,277	320,168	4,493,445	586	3,815,029	597,803	4,412,832	(358,248)	277,635	(80,613)	(8.58)	86.72	(1.79)
September	Total	764	$5,338,156	$330,019	$5,668,175	720	$4,879,992	$609,279	$5,489,270	($458,164)	$279,260	($178,905)	(8.58)	84.62	(3.16)
	General & Administrative		1,164,879	9,851	1,174,730	134	1,109,447	14,322	1,123,769	(55,432)	4,471	(50,961)	(4.76)	45.39	(4.34)
	G&T Operations		4,175,175	505,236	4,680,411	586	4,017,760	789,648	4,807,407	(157,415)	284,412	126,996	(3.77)	56.29	2.71
October	Total	764	$5,340,054	$515,087	$5,855,141	720	$5,127,207	$803,970	$5,931,176	($212,847)	$288,883	$76,035	(3.99)	56.08	1.30
	General & Administrative		1,164,879	9,851	1,174,730	134	1,116,889	19,442	1,136,331	(47,990)	9,591	(38,399)	(4.12)	97.36	(3.27)
	G&T Operations		4,176,099	502,844	4,678,943	584	3,938,718	868,180	4,806,897	(237,381)	365,336	127,954	(5.68)	72.65	2.73
November	Total	764	$5,340,978	$512,695	$5,853,673	718	$5,055,607	$887,622	$5,943,229	($285,371)	$374,927	$89,556	(5.34)	73.13	1.53
	General & Administrative		1,164,891	9,852	1,174,743	135	1,136,063	17,611	1,153,674	(28,828)	7,759	(21,069)	(2.47)	78.76	(1.79)
	G&T Operations		4,176,981	356,493	4,533,474	584	4,889,896	901,883	5,791,779	712,915	545,390	1,258,305	17.07	152.99	27.76
December	Total	764	$5,341,872	$366,345	$5,708,217	719	$6,025,959	$919,494	$6,945,453	$684,087	$553,149	$1,237,236	12.81	150.99	21.67
	General & Administrative		13,732,468	118,213	13,850,681	134	13,029,824	107,407	13,137,231	(702,644)	(10,806)	(713,450)	(5.12)	(9.14)	(5.15)
	G&T Operations		49,209,110	4,861,933	54,071,043	588	47,967,375	6,601,553	54,568,927	(1,241,735)	1,739,620	497,884	(2.52)	35.78	0.92
Year	Total	768	$62,941,578	$4,980,146	$67,921,724	722	$60,997,199	$6,708,960	$67,706,158	($1,944,379)	$1,728,814	($215,566)	(3.09)	34.71	(0.32)

(1) Monthly variances exceeding 5% can be attributed to allocation differences between budget and actual time reported, differences in the timing of O&M and capital projects, staff reductions or delayed hiring of replacement staff, or unplanned outages. However, on an annual basis, EKPC was under the 5% threshold for variance explanations.

East Kentucky Power Cooperative, Inc.
Case No. 2021-00103
Budgeted and Actual Employees and Wages by Month
For the 12 Months Ended December 31, 2016

		Budget				Actual				Variance			Variance Percentage (1)		
Date	Employee Group	FT/PT	Regular Time	Overtime	Total	FT/PT	Regular Time	Overtime	Total	Regular Time	Overtime	Total	Regular Time	Overtime	Total
	General & Administrative		1,082,285	8,198	1,090,483	129	961,939	2,873	964,812	(120,346)	(5,325)	(125,671)	(11.12)	(64.95)	(11.52)
	G&T Operations		3 845 763	414,637	4 260 400	562	3 405 220	275,375	3 680 595	(440 543)	(139 262)	(579 805)	(11.46)	(33.59)	(13.61)
January	Total	756	$4,928,048	$422,835	$5,350,883	691	$4,367,159	$278,248	$4,645,407	($560,889)	($144,587)	($705,476)	(11.38)	(34.19)	(13.18)
	General & Administrative		1,084,155	8,198	1,092,353	130	976,198	2,285	978,483	(107,957)	(5,913)	(113,870)	(9.96)	(72.13)	(10.42)
	G&T Operations		3,854,591	403,637	4,258,228	567	3,453,842	222,363	3,676,205	(400,749)	(181,274)	(582,023)	(10.40)	(44.91)	(13.67)
February	Total	756	$4,938,746	$411,835	$5,350,581	697	$4,430,040	$224,648	$4,654,688	($508,706)	($187,187)	($695,893)	(10.30)	(45.45)	(13.01)
	General & Administrative		1,085,901	8,198	1,094,099	131	1,059,583	4,807	1,064,390	(26,318)	(3,391)	(29,709)	(2.42)	(41.36)	(2.72)
	G&T Operations		3,864,388	413,637	4,278,025	567	3,709,241	254,415	3,963,656	(155,147)	(159,222)	(314,369)	(4.01)	(38.49)	(7.35)
March	Total	759	$4,950,289	$421,835	$5,372,124	698	$4,768,824	$259,222	$5,028,046	($181,465)	($162,613)	($344,078)	(3.67)	(38.55)	(6.40)
	General & Administrative		1,085,901	8,198	1,094,099	130	974,610	7,428	982,039	(111,291)	(770)	(112,060)	(10.25)	(9.39)	(10.24)
	G&T Operations		3,864,646	423,937	4,288,583	576	3,501,579	528,862	4,030,441	(363,067)	104,925	(258,142)	(9.39)	24.75	(6.02)
April	Total	759	$4,950,547	$432,135	$5,382,682	706	$4,476,189	$536,290	$5,012,479	($474,358)	$104,155	($370,203)	(9.58)	24.10	(6.88)
	General & Administrative		1,088,501	8,198	1,096,699	130	997,382	11,044	1,008,426	(91,119)	2,846	(88,273)	(8.37)	34.72	(8.05)
	G&T Operations		3,876,314	415,537	4,291,851	594	3,718,030	546,845	4,264,875	(158,284)	131,308	(26,976)	(4.08)	31.60	(0.63)
May	Total	766	$4,964,815	$423,735	$5,388,550	724	$4,715,412	$557,889	$5,273,301	($249,403)	$134,154	($115,249)	(5.02)	31.66	(2.14)
	General & Administrative		1,089,805	8,198	1,098,003	132	1,012,040	4,762	1,016,802	(77,765)	(3,436)	(81,201)	(7.14)	(41.92)	(7.40)
	G&T Operations		3 886 743	413,939	4 300 682	598	3 723 545	351,138	4 074 683	(163 198)	(62 801)	(225 999)	(4.20)	(15.17)	(5.25)
June	Total	776	$4,976,548	$422,137	$5,398,685	730	$4,735,585	$355,900	$5,091,485	($240,963)	($66,237)	($307,200)	(4.84)	(15.69)	(5.69)
	General & Administrative		1,126,296	8,198	1,134,494	133	1,069,808	6,137	1,075,944	(56,488)	(2,061)	(58,550)	(5.02)	(25.14)	(5.16)
	G&T Operations		4,016,744	412,680	4,429,424	599	4,166,158	517,681	4,683,839	149,414	105,001	254,415	3.72	25.44	5.74
July	Total	776	$5,143,040	$420,878	$5,563,918	732	$5,235,965	$523,818	$5,759,783	$92,925	$102,940	$195,865	1.81	24.46	3.52
	General & Administrative		1,126,296	8,198	1,134,494	134	1,099,670	3,013	1,102,682	(26,626)	(5,185)	(31,812)	(2.36)	(63.25)	(2.80)
	G&T Operations		4,004,903	412,680	4,417,583	590	4,044,540	304,230	4,348,770	39,637	(108,450)	(68,813)	0.99	(26.28)	(1.56)
August	Total	771	$5,131,199	$420,878	$5,552,077	724	$5,144,209	$307,242	$5,451,452	$13,010	($113,636)	($100,625)	0.25	(27.00)	(1.81)
	General & Administrative		1,123,693	8,198	1,131,891	130	1,071,187	5,154	1,076,341	(52,506)	(3,044)	(55,550)	(4.67)	(37.13)	(4.91)
	G&T Operations		3,997,569	413,480	4,411,049	589	3,938,005	391,392	4,329,396	(59,564)	(22,088)	(81,653)	(1.49)	(5.34)	(1.85)
September	Total	759	$5,121,262	$421,678	$5,542,940	719	$5,009,191	$396,546	$5,405,737	($112,071)	($25,132)	($137,203)	(2.19)	(5.96)	(2.48)
	General & Administrative		1,122,267	8,198	1,130,465	131	1,008,228	11,927	1,020,156	(114,039)	3,729	(110,309)	(10.16)	45.49	(9.76)
	G&T Operations		3,988,938	412,980	4,401,918	591	3,688,539	557,988	4,246,527	(300,399)	145,008	(155,391)	(7.53)	35.11	(3.53)
October	Total	759	$5,111,205	$421,178	$5,532,383	722	$4,696,767	$569,916	$5,266,683	($414,438)	$148,738	($265,700)	(8.11)	35.31	(4.80)
	General & Administrative		1,122,267	8,198	1,130,465	131	1,061,771	11,367	1,073,138	(60,496)	3,169	(57,327)	(5.39)	38.65	(5.07)
	G&T Operations		3 988 938	412,680	4 401 618	593	3 881 016	590,455	4 471 471	(107 922)	177 775	69 853	(2.71)	43.08	1.59
November	Total	758	$5,111,205	$420,878	$5,532,083	724	$4,942,787	$601,822	$5,544,609	($168,418)	$180,944	$12,526	(3.30)	42.99	0.23
	General & Administrative		1,123,502	8,188	1,131,690	134	1,135,225	13,445	1,148,670	11,723	5,257	16,980	1.04	64.20	1.50
	G&T Operations		3,994,324	412,644	4,406,968	593	4,547,056	787,338	5,334,395	552,732	374,694	927,427	13.84	90.80	21.04
December	Total	758	$5,117,826	$420,832	$5,538,658	727	$5,682,281	$800,783	$6,483,064	$564,455	$379,951	$944,406	11.03	90.29	17.05
	General & Administrative		13,260,869	98,366	13,359,235	131	12,427,640	84,241	12,511,881	(833,229)	(14,125)	(847,354)	(6.28)	(14.36)	(6.34)
	G&T Operations		47,183,861	4,962,468	52,146,329	585	45,776,771	5,328,082	51,104,853	(1,407,090)	365,614	(1,041,476)	(2.98)	7.37	(2.00)
Year	Total	763	$60,444,730	$5,060,834	$65,505,564	716	$58,204,411	$5,412,323	$63,616,734	($2,240,319)	$351,489	($1,888,830)	(3.71)	6.95	(2.88)

(1) Monthly variances exceeding 5% can be attributed to allocation differences between budget and actual time reported, differences in the timing of O&M and capital projects, staff reductions or delayed hiring of replacement staff, or unplanned outages. However, on an annual basis, EKPC was under the 5% threshold for variance explanations.

East Kentucky Power Cooperative, Inc.
Case No. 2021-00103
Schedule of Number of Employees, Hours per Employee, and Average Wages per Employee
For the Test Year and Five Preceding Years

	Engineering and Construction (1)					Administrative and General (2)					Power Delivery and System Operations				
Date	Average Number of Employees	Total Hours	Average Hours Per Employee	Total Wages (Reg & OT)	Average Wages Per Employee	Average Number of Employees	Total Hours	Average Hours Per Employee	Total Wages (Reg & OT)	Average Wages Per Employee	Average Number of Employees	Total Hours	Average Hours Per Employee	Total Wages (Reg & OT)	Average Wages Per Employee
5th Year- 2014	N/A	N/A	N/A	N/A	N/A	118	258,300	2,189	11,288,650	95,667	177	399,049	2,255	15,523,626	87,704
% Change	N/A	N/A	N/A	N/A	N/A	N/A	N/A	N/A	N/A	N/A	N/A	N/A	N/A	N/A	N/A
4th Year- 2015	N/A	N/A	N/A	N/A	N/A	120	274,834	2,290	12,262,083	102,184	181	425,819	2,353	16,770,053	92,652
% Change	N/A	N/A	N/A	N/A	N/A	2%	6%	5%	9%	7%	2%	7%	4%	8%	6%
3rd Year- 2016	N/A	N/A	N/A	N/A	N/A	122	270,618	2,218	12,475,427	102,258	184	411,137	2,234	16,751,165	91,039
% Change	N/A	N/A	N/A	N/A	N/A	2%	-2%	-3%	2%	0%	2%	-3%	-5%	0%	-2%
2nd Year- 2017	N/A	N/A	N/A	N/A	N/A	125	277,467	2,220	13,082,480	104,660	184	418,848	2,276	17,815,190	96,822
% Change	N/A	N/A	N/A	N/A	N/A	2%	3%	0%	5%	2%	0%	2%	2%	6%	6%
1st Year- 2018	N/A	N/A	N/A	N/A	N/A	125	278,644	2,229	13,895,343	111,163	183	418,898	2,289	18,467,254	100,914
% Change	N/A	N/A	N/A	N/A	N/A	0%	0%	0%	6%	6%	-1%	0%	1%	4%	4%
Test Year- 2019	57	127,426	2,236	6,255,863	109,751.98	128	284,037	2,219	14,387,589	112,403	146	336,044	2,302	15,647,601	107,175
% Change	N/A	N/A	N/A	N/A	N/A	2%	2%	0%	4%	1%	-20%	-20%	1%	-15%	6%

Note: Employees with time charged to multiple areas were grouped according to their default business unit for his schedule.

(1) The Engineering and Construction Business Unit was formed in 2019. In prior years, these employees were included in the Power Delivery and Power Production Business Units.

(2) Corporate Officers were included in Administrative and General for this schedule even though they have responsibili ies associated with other Business Units.

East Kentucky Power Cooperative, Inc.
Case No. 2021-00103
Schedule of Number of Employees, Hours per Employee, and Average Wages per Employee
For the Test Year and Five Preceding Years

	Power Production					Power Supply					Totals				
Date	Average Number of Employees	Total Hours	Average Hours Per Employee	Total Wages (Reg & OT)	Average Wages Per Employee	Average Number of Employees	Total Hours	Average Hours Per Employee	Total Wages (Reg & OT)	Average Wages Per Employee	Average Number of Employees	Total Hours	Average Hours Per Employee	Total Wages (Reg & OT)	Average Wages Per Employee
5th Year- 2014	322	751,943	2,335	27,011,412	83,886	32	68,432	2,139	3,302,308	103,197	649	1,477,724	2,277	57,125,996	88,022
% Change	N/A	N/A	N/A	N/A	N/A	N/A	N/A	N/A	N/A	N/A	N/A	N/A	N/A	N/A	N/A
4th Year- 2015	331	807,539	2,440	29,630,147	89,517	32	70,582	2,206	3,486,862	108,964	664	1,578,774	2,378	62,149,145	93,598
% Change	3%	7%	4%	10%	7%	0%	3%	3%	6%	6%	2%	7%	4%	9%	6%
3rd Year- 2016	346	803,496	2,322	30,446,749	87,996	32	68,398	2,137	3,428,865	107,152	684	1,553,649	2,271	63,102,206	92,255
% Change	5%	-1%	-5%	3%	-2%	0%	-3%	-3%	-2%	-2%	3%	-2%	-4%	2%	-1%
2nd Year- 2017	347	832,343	2,399	32,876,413	94,745	32	66,552	2,080	3,476,346	108,636	688	1,595,210	2,319	67,250,429	97,748
% Change	0%	4%	3%	8%	8%	0%	-3%	-3%	1%	1%	1%	3%	2%	7%	6%
1st Year- 2018	347	809,362	2,332	32,723,320	94,304	33	72,203	2,188	3,815,200	115,612	688	1,579,107	2,295	68,901,117	100,147
% Change	0%	-3%	-3%	0%	0%	3%	8%	5%	10%	6%	0%	-1%	-1%	2%	2%
Test Year- 2019	319	753,643	2,363	31,294,920	98,103	33	66,733	2,022	3,776,570	114,442	683	1,567,883	2,296	71,362,543	104,484
% Change	-8%	-7%	1%	-4%	4%	0%	-8%	-8%	-1%	-1%	-1%	-1%	0%	4%	4%

EAST KENTUCKY POWER COOPERATIVE, INC.
PSC CASE NO. 2021-00103
FIRST REQUEST FOR INFORMATION RESPONSE

COMMISSION STAFF'S FIRST REQUEST FOR INFORMATION DATED 3/4/21
REQUEST 21
RESPONSIBLE PERSON: **Barry Lindeman**
COMPANY: **East Kentucky Power Cooperative, Inc.**

Request 21. State whether the utility, through an outside consultant or otherwise, performed a study or survey to compare its wages, salaries, benefits, and other compensation to those of other utilities in the region, or to other local or regional enterprises since the utility's last base rate case.

Request 21a. If comparisons were performed, provide the results of the study or survey, including all workpapers and discuss the results of such comparisons. State whether any adjustments to wages, salaries, benefits, and other compensation in the rate application are consistent with the results of such comparisons.

Response 21a. In 2017, EKPC consulted with Mercer, a compensation and benefits consulting firm, to assess its compensation and benefits. The results of the June 7, 2017, study are provided on pages 3 through 44 of this response.

Confidential protection of the results of this study has been requested in the form of a motion for confidential treatment.

Request 21b. If comparisons were not performed, explain why not.

Response 21b. Not applicable.

EAST KENTUCKY POWER COOPERATIVE, INC.
PSC CASE NO. 2021-00103
FIRST REQUEST FOR INFORMATION RESPONSE

COMMISSION STAFF'S FIRST REQUEST FOR INFORMATION DATED 3/4/21
REQUEST 22
RESPONSIBLE PERSON: **Barry Lindeman**
COMPANY: **East Kentucky Power Cooperative, Inc.**

Request 22. Provide the most recent wage, compensation, and employee benefits studies, analyses, or surveys conducted since the utility's last base rate case or that are currently utilized by the utility.

Response 22. Refer to EKPC's response to #21.

EAST KENTUCKY POWER COOPERATIVE, INC.
PSC CASE NO. 2021-00103
FIRST REQUEST FOR INFORMATION RESPONSE

COMMISSION STAFF'S FIRST REQUEST FOR INFORMATION DATED 3/4/21
REQUEST 23
RESPONSIBLE PERSON: **Barry Lindeman**
COMPANY: **East Kentucky Power Cooperative, Inc.**

Request 23. For each employee group, state the amount, percentage increase, and effective dates for general wage increases and, separately, for merit increases granted or to be granted in the past two calendar years and the historical test period.

Response 23. See pages 2 through 5 of this response for the amount, percentage increase, and effective dates for general wage increases and, separately, for merit increases granted or to be granted in the past two calendar years and the historical test period.

Average General Increase %
and Average General Increase $
for Exempt/Non-exempt

Row Labels	Average of % Change	Average of Amount
2018		
E	5.47%	$ 5,118
N	4.18%	$ 2,019
2019		
E	4.95%	$ 5,296
N	5.79%	$ 2,435
2020		
E	5.60%	$ 5,619
N	10.30%	$ 4,532
Grand Total	**5.42%**	**$ 4,319**

Average General Increase % and Average General Increase $ for Full-time and Part-time Employees

Row Labels	Average of % Change	Average of Amount
2018		
FT	4.48%	$ 3,962
PT	6.31%	$ 1,822
2019		
FT	4.65%	$ 4,759
PT	9.62%	$ 3,133
2020		
FT	4.76%	$ 4,322
PT	20.51%	$ 7,766
Grand Total	**5.42%**	**$ 4,319**

*A few instances in FT employees with demotions which impacts averages.

*Larger increase in 2020 for PT employees due to updating pay plan for student engineers.

Average Merit Increase % and Average Increase $ for Exempt/Non-exempt

Row Labels	Average of % Change	Average of Amount	
2018			
E	3.17%	$	5,101
N	2.99%	$	2,218
2019			
E	3.38%	$	4,112
N	3.20%	$	2,431
2020			
E	3.10%	$	4,045
N	2.87%	$	2,715
Grand Total	**3.125%**	**$**	**3,506**

Average Merit Increase % and Average Increase $ for Full-time Employees

Row Labels	Average of % Change	Average of Amount
2018	3.083%	$ 3,739
2019	3.299%	$ 3,336
2020	2.996%	$ 3,442
Grand Total	**3.125%**	**$ 3,506**

*Part-time employees are not eligible for merit increases

EAST KENTUCKY POWER COOPERATIVE, INC.
PSC CASE NO. 2021-00103
FIRST REQUEST FOR INFORMATION RESPONSE

COMMISSION STAFF'S FIRST REQUEST FOR INFORMATION DATED 3/4/21
REQUEST 24
RESPONSIBLE PERSON: **Barry Lindeman**
COMPANY: **East Kentucky Power Cooperative, Inc.**

Request 24. Provide a schedule reflecting the salaries and other compensation of each executive officer for the base period and three most recent calendar years. Include the percentage annual increase and the effective date of each increase, the job title, duty and responsibility of each officer, the number of employees who report to each officer, and to whom each officer reports. For employees elected to executive officer status since the test year in the utility's most recent rate case, provide the salaries for the persons they replaced.

Response 24. Pages 2 through 23 of this response provide the requested information related to executive officers' job title, duties, and number of direct reports for calendar years 2017 - 2020. Pages 24 and 25 of this response and corresponding Excel file *PSC DR1 Response 24.xlsx* provide the requested information related to executive officers' compensation and rate increases. Since EKPC is not using a forecasted test year, we have assumed that in this case, base period is referencing EKPC's test year of 2019.

Confidential protection of Board Policy 103 provided on pages 3 through 7 of this response) has been requested in the form of a motion for confidential treatment.

Number of Employees Reporting to Each Officer

	2017	2018	2019	2020
CEO	8	9	7	7
CFO	7	7	7	7
COO	4	4	5	6

Prepared 3/25/2021

REDACTED

EAST KENTUCKY POWER COOPERATIVE

POLICY NO. 103 NOVEMBER 9, 2010

[redacted]

[redacted]

[redacted]

[redacted]

[redacted]

[redacted]

[redacted]

[redacted]

[redacted]

[redacted]

[redacted]

[redacted]

[redacted]

[redacted]

[redacted]

[redacted]

[redacted]

[redacted]

[redacted]

[redacted]

[redacted]

[redacted]

[redacted]

[redacted]

REDACTED

[redacted]

[redacted]

[redacted]

[redacted]

[redacted]

[redacted]

[redacted]

[redacted]

[redacted]

[redacted]

[redacted]

[redacted]

[redacted]

[redacted]

[redacted]

[redacted]

[redacted]

REDACTED

POLICY NO. 103 NOVEMBER 9, 2010

APPROVED BY THE BOARD OF DIRECTORS

Joe H Spulling

BOARD CHAIRMAN

EAST KENTUCKY POWER COOPERATIVE

POSITION DESCRIPTION

JOB TITLE: Chief Operating Officer (COO) & Executive Vice President

DATE: 12/20/11

Job Code 02804

BUSINESS UNIT: Executive

DEPARTMENT: Executive

PRESIDENT APPROVAL: President / CEO

DATE:

POSITION SUMMARY

Assist the President and CEO by directing and overseeing the day-to-day operations of the generation and transmission systems, power supply and transmission planning, design and construction of generation and transmission resources, fuel procurement and environmental compliance.

REPORTING RELATIONSHIPS

- Reports to: President / CEO
- Supervises: Senior Vice President of Power Supply; Senior Vice President of Power Production; Senior Vice President of Power Delivery, Construction and Environmental Affairs; and Vice President, System Operations
- Directs: All employees in Power Supply; Power Production; Power Delivery; Construction; Environmental Affairs; and System Operations

DUTIES AND RESPONSIBILITIES

- Provide leadership and counsel to the business unit leaders on matters relating to corporate strategies, work plans, capital and operating budgets, organizational structure and staffing levels, partnering opportunities and general operations of the Cooperative to accomplish EKPC's mission of providing adequate, reliable and affordable power to the members and ensure the financial stability of the Cooperative.
- Ensure that the operations of assigned business units are conducted in accordance with the goals, policies and Bylaws established by the Board. Interpret policies when necessary.
- Presents information and recommendations to the Board for consideration and approval.
- Responsible for the development and attainment of short-term and long-term operational objectives.

EAST KENTUCKY POWER COOPERATIVE

- Oversee the preparation of the annual budgets (operating and capital) and work plans for each assigned business unit, adequately covering all planned activities and obligations. Recommend budgets and work plans to lhe President & CEO and ensure that approved budgets and work plans are followed, effectively managing operating and capital costs.
- Work closely with, assist and advise the President & CEO in operational and Cooperative business matters.
- Sign contracts and approve expenditures on behalf of EKPC relating to the day-to-day operations of the Cooperative, as delegated by the President & CEO.
- Accept, plan and carry out special projects as directed by President & CEO, providing adequate project status reports.
- Submit periodic and special reports to the President & CEO on conformity of G&T operations with approved objectives, policies, and programs; Direct remedial action as required; Recommend revisions where President & CEO approval is required.
- Serve as an integral part of the executive management team to create a cohesive and efficient management structure.
- Participate in the development and implementation of corporate policies and EKPC's strategic plan.
- Approve, oversee, direct and evaluate the activities carried out by the business unit senior/vice presidents.
- Evaluate the performance of direct reports and review evaluations with President & CEO. Counsel with direct reports on strengths and areas for improvement. Develop individual development plans and ensure succession plans are in place for critical positions.
- Ensure that all employees under his/her direction understand and accept the responsibilities and authorities outlined in position descriptions.
- Serve as a primary liaison with the member systems concerning day-to-day operations and business activities, responding to member system needs and suggestions.
- Ensure compliance with all regulatory and agency requirements (i.e., RUS, FERC, NERC, EPA, DAQ, DOW, etc.)
- Establish and maintain effective working relationships with KAEC, RUS, CFC, ACES and other external entities critical to the success and stability of EKPC and the member systems.

RELATIONSHIPS

Internal Relationships:

- Confer on corporate matters with the President & CEO, Executive Staff, General Counsel and Counsel.

External Relationships:

- Provide information and updates on corporate matters to EKPC's Board of Directors, Alternate Directors, all Committees, and member systems.
- Positively promote the Cooperative and its mission to members.
- Provide/seek information on industry issues to/from other utilities, ACES, consultants, governing agencies including RUS, CFC, PSC, EPA, DAQ, etc.
- Maintain ongoing relationships with other G&T's, NRECA, KAEC, and other professional organizations to further develop EKPC's programs.

EAST KENTUCKY POWER COOPERATIVE

JOB SPECIFICATIONS

Education:

- Bachelor's degree in a related area. MBA preferred. Any equivalent combination of education and experience may substitute

Experience:

- Ten (10) years of broad management experience, preferably with an electric utility, to include in depth understanding of generation and transmission system operations.

Skills and Abilities:

- Extensive knowledge of power plant operations and maintenance, transmission system operations and maintenance, risk management, construction, power supply planning, environmental regulations and compliance, power and fuel markets and power scheduling and trading.
- Strong financial management experience.
- Extensive knowledge of the cooperative business model, cooperative principles, and the electric utility industry, including a generation and transmission environment is preferred.
- Understanding of board governance.
- Overall understanding of business and strategy planning; ability to think ahead and plan over a short- and long-term time span.
- Must have a proven track record of innovative approaches to all operational and business matters.
- Strong leadership skills; demonstrated ability to lead people and get results through others.
- Strong interpersonal skills; ability to work with a diverse group of customers on a broad range of topics.
- Strong problem solving skills.
- Strong oral and written communication skills.

Key Competencies:

- Building Trust
- Building Partnerships
- Leading through Vision and Values
- Strategic Decision-Making
- Gaining Commitment
- Aligning Performance for Success
- Technical/Professional Knowledge and Skills
- Customer Focus
- Innovation
- Facilitating Change
- Communication

EAST KENTUCKY POWER COOPERATIVE

- Planning and Organizing

Working Conditions:

- Primarily an inside position with usual office conditions.
- Regular lifting up to 10 lbs. and occasional lifting up to 20 lbs. required.
- Overnight automobile and air travel may be required

FLSA EVALUATION: This position meets the Executive exemption requirements of the FLSA regulations. The position met the salary requirement of receiving a predetermined salary which is not subject to reduction because of variations in quantity of work and is at least $23,660 annually; has the primary duty of managing the enterprise or a customarily recognized department of subdivision of the enterprise; directs the work of two or more full-time employees and their equivalents; and the authority to hire or fire other employees or makes recommendations that carry weight as to the hiring, firing, advancement, promotion or any other change in status of other employees.

FLSA STATUS: Exempt

EAST KENTUCKY POWER COOPERATIVE

EAST KENTUCKY POWER COOPERATIVE
ANALYSIS OF
PHYSICAL, ENVIRONMENTAL AND MENTAL DEMANDS
Chief Operating Officer & Executive Vice President

ACTIVITY	FREQUENCY				
PHYSICAL DEMANDS	Seldom	Occasional	Regular	Often	Very Often
Standing			X		
Walking			X		
Sitting				X	
Lifting Types of objects being lifted					
Samples, chemicals				X	
Shoveling, oils (lubricants)	X				
Weight of objects being lifted					
• 10 pounds	X				
• 20 pounds	X				
• 50 pounds	X				
• 100 pounds	X				
• Over 100 pounds	X				

EAST KENTUCKY POWER COOPERATIVE

EAST KENTUCKY POWER COOPERATIVE
ANALYSIS OF
PHYSICAL, ENVIRONMENTAL AND MENTAL DEMANDS
Chief Operating Officer

ACTIVITY	FREQUENCY				
PHYSICAL DEMANDS	Seldom	Occasional	Regular	Often	Very Often
Pushing/Pulling					
• 10 pounds	X				
• 20 pounds	X				
• 50 pounds	X				
• 100 pounds	X				
• Over 100 pounds	X				
Climbing					
Ladders	X				
Stairs	X				
Poles	X				
Structures	X				
Other (List)					
Maintaining Balance	X				
Stooping	X				
Kneeling	X				
Crouching	X				
Crawling	X				

EAST KENTUCKY POWER COOPERATIVE

EAST KENTUCKY POWER COOPERATIVE
ANALYSIS OF
PHYSICAL, ENVIRONMENTAL AND MENTAL DEMANDS
Chief Operating Officer

ACTIVITY	FREQUENCY				
PHYSICAL DEMANDS	Seldom	Occasional	Regular	Often	Very Often
Twisting	X				
Bending	X				
Reaching					
Overhead		X			
In Front of Body		X			
Other (List)					
Grasping		X			
Feeling		X			
Simultaneous Use of Hand, Wrist, Fingers (Examples: screw driving, nailing, etc.)		X			
Driving/Operating					
Types of machinery, vehicles, tools, equipment, etc.					
Automobile			X		
Personal computer			X		

EAST KENTUCKY POWER COOPERATIVE

EAST KENTUCKY POWER COOPERATIVE
ANALYSIS OF
PHYSICAL, ENVIRONMENTAL AND MENTAL DEMANDS
Chief Operating Officer

ACTIVITY	FREQUENCY				
ENVIRONMENTAL DEMANDS	Seldom	Occasional	Regular	Often	Very Often
Weighing	X				
Measuring	X				
Mathematics				X	
Other (List)					

Other Demands (Examples: use of safety equipment, shift work, exposure to job hazards, use of specialized tools, understanding schematic drawing, etc.)

Completed By: _____ Name _____ (Date)

Reviewed By: _____ Supervisor/Manager _____ (Date)

Approved by: Anthony S. Campbell President & Chief Executive Officer 12/20/11 (Date)

Job Description Completed by: _____ (Name) _____ (Date)

EAST KENTUCKY POWER COOPERATIVE

Job Code: 02637

FLSA Status: Exempt

POSITION DESCRIPTION

JOB TITLE: Chief Financial Officer & Executive Vice President DATE: 2/28/2019

BUSINESS UNIT: Finance DEPARTMENT:

PRESIDENT APPROVAL: Anthony S Campbell DATE: 5/23/19
President / CEO

POSITION SUMMARY

Provides effective leadership, vision, financial strategy, direction, and maintains overall authority and accountability for assigned business units. Directs, influences, improves, and oversees processes of several major business units. These processes include Finance, Cash Management, Risk Management, Cyber Security, Benchmarking and Performance Management, Bank and Investor Relations, Debt Portfolio Management, Budgeting, Long-term Financial Planning, Forecasting, Accounting, IT, Supply Chain and Warehousing, Member Services, Rates and Regulatory Affairs, and Compliance. In addition, this position provides corporate-level leadership as a member of the Executive Leadership Team.

REPORTING RELATIONSHIPS

- Reports to: President/CEO
- Leads the following business units:
  - Treasury including Financing, Bank and Investor Relations, Ratings Agency Management, Risk Management, Performance Management, Financial Analysis, Budgeting, Planning and Forecasting, Debt Portfolio Management, and Cash Management (Vice President and Treasurer)
  - Accounting including AP, AR, G/L, Coal and Fuel Accounting, Utility Plant Accounting, Payroll, sales and property taxes and audits, RUS and GAAP compliance, interface with Internal Audit, and relationship management with External Audit (Controller)
  - Supply Chain, including purchasing/sourcing, warehousing, vendor management, logistics (Director)
  - Information Technology including telecom, hardware, PeopleSoft systems, video conferencing, cyber security (Director)
  - Member Services, including graphics design, layout and printing, internal and external communications, member support and engagement, (Manager)
  - Rates and Regulatory Relations and Compliance including pricing, support for Economic Development, regulatory filings and case management, rate analyses and design, NERC Compliance, relationship management with all non-environmental regulators (Director)
- Supervises: Executive Assistant

DUTIES AND RESPONSIBILITIES

- Ensures operational excellence in all assigned areas including, but not limited to, capital allocation, financing, operating and human resources, gaining efficiencies, goal and career

EAST KENTUCKY POWER COOPERATIVE

Job Code: 02637

FLSA Status: Exempt

development and attainment, defining and communicating expectations, providing value-added services, and ensuring business unit strategies are aligned with corporate strategy.

- Provides overall strategy, direction, and leadership to ensure EKPC maintains a sound financial condition consistent with business, industry, and regulatory standards.
- Provides overall strategy, direction, and leadership to ensure EKPC's ability to meet operating and capital funding requirements.
- Manages EKPC's debt portfolio of approximately $3 billion to ensure low cost and available credit capacity.
- Manages EKPC's asset portfolio to ensure economic investments, minimized risks, and long-term financial performance. This does not include operation of assets.
- Ensures that decisions at all levels of the business unit support and are consistent with the operational and strategic goals and objectives of EKPC.
- Executes the Board's Strategic Plan, develops and implements departmental Business Plans, and coordinates with other executive management.
- Revises and executes EKPC Policies and Procedures.
- Recommends and oversees execution of the strategies used to obtain needed financing.
- Knowledge of rate making and power supply planning.
- Ensures safe operations and activities for all employees across the company.
- Performs other duties as assigned.

RELATIONSHIPS

Internal Positions:

- Confers on corporate matters with the President and CEO and Executive Staff.
- Member of Executive Leadership Team; corporate Officer.

External Relationships:

- Provides information and monthly presentations on financial and corporate matters to EKPC's Board of Directors, all Committees, and member systems.
- Liaison to Board Risk Oversight Committee and Committee Chairman.
- Works with all owner-member CEOs and their boards to keep them well informed on EKPC financial and strategic matters.
- Manages financial relationships with Rural Utilities Service, CoBank, NRUCFC, banks, and institutional lenders.
- Works with rating agencies to maintain and improve EKPC credit ratings.
- Has direct engagement with External Auditors in regard to the audit of the corporation's financial statements.
- Works closely with Kentucky Public Service Commission in regard to fuel adjustment clause; environmental surcharge; rate case filings; all other cases.
- Other legislative, administration and other external relationships as needed, including state and federal elected officials and regulatory agencies.
- Executive role on Central Safety Committee.
- Executive Sponsor of Continuous Improvement (WorkSmart) initiative.

EAST KENTUCKY POWER COOPERATIVE

Job Code: 02637

FLSA Status: Exempt

JOB SPECIFICATIONS

Education:

- Master's degree in economics, finance, accounting and/or business (with accounting concentration). An equivalent combination of education and experience may substitute.

Experience:

- Fifteen (15) years of related experience. Must have at least ten (10) years of electric utility management experience. MBA/CPA strongly preferred.

Skills and Abilities:

- Significant job related training.
- Proven executive leadership skills.
- Effective written and oral communication skills.
- Strong interpersonal skills.
- Thorough working knowledge of issues related to utility accounting, finance, strategy, and management.
- Strong understanding of power markets.
- Comprehensive understanding of utility strategies and industry issues.
- Expertise in utility financing including all financial markets, banks, and USDA/RUS.

Key Competencies:

- Aligning Performance For Success
- Building Partnerships
- Building Trust
- Decision Making
- Delegating Responsibility
- Information Monitoring
- Leading Through Vision And Values
- Planning And Organizing
- Technical/Professional Knowledge And Skills

Working Conditions:

- Usual office conditions apply to this position. Significant travel within the system and frequent out-of-state, overnight travel.

Revision:
2/27/2019 – updated all sections.

EAST KENTUCKY POWER COOPERATIVE

Job Code: 02637

FLSA Status: Exempt

EAST KENTUCKY POWER COOPERATIVE
ANALYSIS OF PHYSICAL, ENVIRONMENTAL AND MENTAL DEMANDS
Chief Financial Officer & Executive Vice President

ACTIVITY	FREQUENCY				
PHYSICAL DEMANDS	Seldom	Occasional	Regular	Often	Very Often
Standing	☐	☐	☒	☐	☐
Walking	☐	☐	☒	☐	☐
Sitting	☐	☐	☐	☒	☐
Lifting Types of objects being lifted	☐	☐	☐	☐	☐
	☐	☐	☐	☐	☐
	☐	☐	☐	☐	☐
Weight of objects being lifted					
• 10 pounds	☒	☐	☐	☐	☐
• 20 pounds	☒	☐	☐	☐	☐
• 50 pounds	☒	☐	☐	☐	☐
• 100 pounds	☒	☐	☐	☐	☐
• Over 100 pounds	☒	☐	☐	☐	☐
Pushing/Pulling					
• 10 pounds	☒	☐	☐	☐	☐
• 20 pounds	☒	☐	☐	☐	☐
• 50 pounds	☒	☐	☐	☐	☐
• 100 pounds	☒	☐	☐	☐	☐
• Over 100 pounds	☒	☐	☐	☐	☐

EAST KENTUCKY POWER COOPERATIVE

Job Code: 02637

FLSA Status: Exempt

ACTIVITY	FREQUENCY				
PHYSICAL DEMANDS	Seldom	Occasional	Regular	Often	Very Often
Climbing					
Ladders	☒	☐	☐	☐	☐
Stairs	☐	☒	☐	☐	☐
Poles	☒	☐	☐	☐	☐
Structures	☒	☐	☐	☐	☐
Other (List)	☐	☐	☐	☐	☐
Maintaining Balance	☒	☐	☐	☐	☐
Stooping	☒	☐	☐	☐	☐
Kneeling	☒	☐	☐	☐	☐
Crouching	☒	☐	☐	☐	☐
Crawling	☒	☐	☐	☐	☐
Twisting	☒	☐	☐	☐	☐
Bending	☒	☐	☐	☐	☐
Reaching					
Overhead	☐	☒	☐	☐	☐
In Front of Body	☐	☒	☐	☐	☐
Other (List)	☐	☐	☐	☐	☐
	☐	☐	☐	☐	☐
Grasping	☐	☒	☐	☐	☐
Feeling	☒	☐	☐	☐	☐
Simultaneous Use of Hand, Wrist, Fingers (Examples: typing, screw driving, nailing, etc.)	☐	☐	☐	☒	☐

EAST KENTUCKY POWER COOPERATIVE

Job Code: 02637

FLSA Status: Exempt

ACTIVITY	FREQUENCY				
PHYSICAL DEMANDS	Seldom	Occasional	Regular	Often	Very Often
Driving/Operating					
Types of machinery, vehicles, tools, equipment, etc.					
Automobile	☐	☐	☒	☐	☐
	☐	☐	☐	☐	☐
	☐	☐	☐	☐	☐
	☐	☐	☐	☐	☐
Job Related Communication					
Talking	☐	☐	☐	☒	☐
Other (List) Personal Computer	☐	☐	☒	☐	☐
	☐	☐	☐	☐	☐
Job Related Hearing					
Conversation	☐	☐	☐	☒	☐
Alarms	☐	☒	☐	☐	☐
Other Sounds (List)	☐	☐	☐	☐	☐
	☐	☐	☐	☐	☐
Job Related Vision					
Normal	☐	☐	☐	☒	☐
Color	☒	☐	☐	☐	☐
Other (List)	☐	☐	☐	☐	☐

EAST KENTUCKY POWER COOPERATIVE

Job Code: 02637

FLSA Status: Exempt

ACTIVITY	FREQUENCY				
ENVIRONMENTAL DEMANDS	Seldom	Occasional	Regular	Often	Very Often
Inside (Office)	☐	☐	☐	☐	☒
Inside (Plant, etc.)	☐	☒	☐	☐	☐
Outside	☐	☒	☐	☐	☐
Dust	☒	☐	☐	☐	☐
Fumes	☒	☐	☐	☐	☐
Noise	☒	☐	☐	☐	☐
Extreme Heat	☒	☐	☐	☐	☐
Extreme Cold	☒	☐	☐	☐	☐
Heights	☒	☐	☐	☐	☐
Slippery or Unstable Surfaces	☒	☐	☐	☐	☐
Uneven Terrain	☒	☐	☐	☐	☐
Glare/Improper Illumination	☐	☒	☐	☐	☐
Other (List)	☐	☐	☐	☐	☐
MENTAL DEMANDS					
Reading	☐	☐	☐	☒	☐
Writing	☐	☐	☐	☒	☐
Weighing	☒	☐	☐	☐	☐
Measuring	☒	☐	☐	☐	☐
Mathematics	☐	☐	☐	☒	☐
Other (List)	☐	☐	☐	☐	☐

Other Demands (Examples: use of safety equipment, shift work, exposure to job hazards, use of specialized tools, understanding schematic drawing, etc.)

Must wear personal protective equipment as applicable.

East Kentucky Power Cooperative, Inc.
Case No. 2021-00103
Executive Officers Salaries and Other Compensation (1)
Test Year and Three Most Recent Calendar Years

			(A) Breakdown of Box 5 W-2						
Year Ending 12/31	Name	Title	Base Compensation	Bonus & Incentive Compensation	Other Reportable Compensation	Retirement and Other Deferred Compensation (2)	Nontaxable Benefits	Total	Compensation in Column (A) reported as deferred on prior Form 990
2020	Anthony S. Campbell	President & CEO	1,017,742	-	10,056	123,900	22,055	1,173,753	-
2020	Michael A. McNalley	Executive VP, and CFO	516,405	-	1,403,227	28,500	25,232	1,973,364	694,343
2020	Don M. Mosier	Executive VP, and COO	523,790	-	145,500	28,500	22,934	720,724	-
	Totals		2,057,937	-	1,558,783	180,900	70,221	3,867,841	694,343
2019	Anthony S. Campbell	President & CEO	957,015	-	10,336	756,471	26,126	1,749,948	-
2019	Michael A. McNalley	Executive VP, and CFO	485,968	-	12,070	143,221	25,566	666,825	-
2019	Don M. Mosier	Executive VP, and COO	494,560	-	132,214	27,729	21,985	676,488	-
	Totals		1,937,543	-	154,620	927,421	73,677	3,093,261	-
2018	Anthony S. Campbell	President & CEO	914,644	-	7,385	794,606	25,107	1,741,742	-
2018	Michael A. McNalley	Executive VP, and CFO	480,287	21,492	11,912	140,400	24,806	678,897	-
2018	Don M. Mosier	Executive VP, and COO	484,921	21,505	800,340	27,000	21,103	1,354,869	465,502
	Totals		1,879,852	42,997	819,637	962,006	71,016	3,775,508	465,502
2017	Anthony S. Campbell	President & CEO	864,644	-	9,243	723,967	25,093	1,622,947	-
2017	Michael A. McNalley	Executive VP, and CFO	437,847	-	10,097	139,900	24,254	612,098	-
2017	Don M. Mosier	Executive VP, and COO	441,732	-	13,186	139,900	20,496	615,314	-
	Totals		1,744,223	-	32,526	1,003,767	69,843	2,850,359	-

(1) Prepared based upon the requirements of IRS Form 990, Schedule J

(2) Includes contributions to 401K, 457f, and change in actuarial value of RS Plan, if applicable. RS Plan actuarial change for 2020 is not yet available.

East Kentucky Power Cooperative, Inc.
Rate Case No. 2021-00103
Executive Officers Titles, Reporting Structure, and Pay Changes
Test Year and Three Most Recent Calendar Years

Anthony S. Campbell, President & CEO

Reports to: Board of Directors
Number of Employees: 7
Area of Responsibility: Refer to Job Description

Effective Date	Annual	Change %	Reason
6/25/2017	$ 900,000	7.14%	Merit
5/24/2018	$ 940,000	4.44%	Merit
6/23/2019	$ 985,000	4.78%	Merit
6/21/2020	$ 1,060,000	7.61%	Merit

Michael A. McNalley, CFO & Executive VP* (retired January 2021)

Reports to: President & CEO
Number of Employees: 7
Area of Responsibility: Refer to Job Description

Effective Date	Annual	Change %	Reason
3/19/2017	$ 428,293	2.00%	Discretionary
5/14/2017	$ 449,744	5.01%	Discretionary
6/25/2017	$ 463,236	3.00%	Merit
12/10/2017	$ 472,501	2.00%	Merit
6/24/2018	$ 481,039	1.81%	Merit
6/23/2019	$ 509,902	6.00%	Merit
6/21/2020	$ 539,221	5.75%	Merit

Don M. Mosier, COO & Executive VP

Reports to: President & CEO
Number of Employees: 6
Area of Responsibility Refer to Job Description

Effective Date	Annual	Change %	Reason
3/19/2017	$ 428,327	2.00%	Discretionary
5/14/2017	$ 449,744	5.00%	Discretionary
6/25/2017	$ 463,236	3.00%	Merit
12/10/2017	$ 472,501	2.00%	Merit
3/4/2018	$ 485,501	2.75%	Discretionary
6/23/2019	$ 514,631	6.00%	Merit
6/21/2020	$ 544,222	5.75%	Merit

EAST KENTUCKY POWER COOPERATIVE, INC.
PSC CASE NO. 2021-00103
FIRST REQUEST FOR INFORMATION RESPONSE

COMMISSION STAFF'S FIRST REQUEST FOR INFORMATION DATED 3/4/21
REQUEST 25
RESPONSIBLE PERSON: **Barry Lindeman**
COMPANY: **East Kentucky Power Cooperative, Inc.**

Request 25. Provide a listing of all health care plan categories, dental plan categories, and vision plan categories available to corporate officers individually and to groups defined as Directors, Managers, Supervisors, Exempt, Non-Exempt, Union, and Non-Union Hourly employees (e.g., single, family). Include the associated employee contribution rates and employer contribution rates of the total premium cost for each category, and each plan's deductible(s) amounts.

Response 25. EKPC's 2019 Medical Plan Rates are provided on page 2 of this response.

2019 Medical Plan Rates

Medical	2019 Full Rate	Employee monthly rate	Employer monthly rate	Deductible - In Network	Deductible - Out of Network
PPO				600 Single / 1,800 Family	1,200 Single / 3,600 Family
Employee Only	460.32	46.03	414.29		
Employee and Spouse	1,088.92	140.32	948.60		
Employee and Child(ren)	985.56	124.82	860.74		
Employee & Family	1,493.62	201.03	1,292.59		
High Deductible Health Plan				1,500 Single / 3,000 Family	3,000 Single / 6,000 Family
Employee Only	415.42	41.54	373.88		
Employee and Spouse	957.90	122.91	834.99		
Employee and Child(ren)	868.70	109.53	759.17		
Employee & Family	1,307.16	175.30	1,131.86		
Vision	**Full Rate**	**Employee Monthly Rate**	**Employer Monthly Rate**		
Employee	10.28	10.28	0.00		
Employee Plus Spouse	22.58	22.58	0.00		
Employee Plus Child(ren)	25.08	25.08	0.00		
Family	36.38	36.38	0.00		
Dental	**Full Rate**	**Employee Monthly Rate**	**Employer Monthly Rate**		
Employee	25.10	0.00	25.10		
Employee Plus Spouse	51.72	26.62	25.10		
Employee Plus Child(ren)	51.72	26.62	25.10		
Family	78.34	53.24	25.10		

EAST KENTUCKY POWER COOPERATIVE, INC.
PSC CASE NO. 2021-00103
FIRST REQUEST FOR INFORMATION RESPONSE

COMMISSION STAFF'S FIRST REQUEST FOR INFORMATION DATED 3/4/21
REQUEST 26
RESPONSIBLE PERSON: **Barry Lindeman**
COMPANY: **East Kentucky Power Cooperative, Inc.**

Request 26. Provide all current labor contracts and the most recent labor contracts previously in effect.

Response 26. EKPC does not have any labor contracts.

EAST KENTUCKY POWER COOPERATIVE, INC.
PSC CASE NO. 2021-00103
FIRST REQUEST FOR INFORMATION RESPONSE

COMMISSION STAFF'S FIRST REQUEST FOR INFORMATION DATED 3/4/21
REQUEST 27
RESPONSIBLE PERSON: **Barry Lindeman**
COMPANY: **East Kentucky Power Cooperative, Inc.**

Request 27. Provide each medical insurance policy that the utility currently maintains.

Response 27. EKPC's Medical Benefit Plan, dated July 1, 2016, is provided on pages 2 through 111 of this response.

Confidential protection of EKPC's Medical Benefits Plan has been requested in the form of a motion for confidential treatment.

EAST KENTUCKY POWER COOPERATIVE, INC.
PSC CASE NO. 2021-00103
FIRST REQUEST FOR INFORMATION RESPONSE

COMMISSION STAFF'S FIRST REQUEST FOR INFORMATION DATED 3/4/21
REQUEST 28
RESPONSIBLE PERSON: **Barry Lindeman**
COMPANY: **East Kentucky Power Cooperative, Inc.**

Request 28. Provide detailed descriptions of all early retirement plans or other staff reduction programs the utility has offered or intends to offer its employees during the test period. Include all cost-benefit analyses associated with these programs.

Response 28. EKPC does not offer an early retirement plan or other staff reduction program.

EAST KENTUCKY POWER COOPERATIVE, INC.
PSC CASE NO. 2021-00103
FIRST REQUEST FOR INFORMATION RESPONSE

COMMISSION STAFF'S FIRST REQUEST FOR INFORMATION DATED 3/4/21
REQUEST 29
RESPONSIBLE PERSON: **Barry Lindeman**
COMPANY: **East Kentucky Power Cooperative, Inc.**

Request 29. Provide a complete description of the utility's other post-employment benefit package(s) provided to its employees.

Response 29. Other post-employment benefit package(s) provided to its employees include the following:

- Supplemental Executive Retirement Plan ("SERP") for CEO, COO, CFO, Senior Vice President and Vice President. The purpose of this plan is to provide deferred compensation for eligible employees of EKPC. The plan is intended to be an unfunded deferred compensation plan maintained primarily for the purpose of providing deferred compensation for a select group of management.
- KREC Medical, dental and vision – offered to SERP participants at a 50% discount.
- KREC Medical – offered to all employees. 50% discount if employee meets years of service requirement.

- Life insurance – $10,000 coverage. 50% discount if employee meets years of service requirement.

EAST KENTUCKY POWER COOPERATIVE, INC.
PSC CASE NO. 2021-00103
FIRST REQUEST FOR INFORMATION RESPONSE

COMMISSION STAFF'S FIRST REQUEST FOR INFORMATION DATED 3/4/21
REQUEST 30
RESPONSIBLE PERSON: **Michelle K. Carpenter**
COMPANY: **East Kentucky Power Cooperative, Inc.**

Request 30. Provide a complete description of the financial reporting and ratemaking treatment of the utility's pension costs.

Response 30. East Kentucky Power Cooperative, Inc. provides pension benefits to employees hired prior to January 1, 2007 through the National Rural Electric Cooperative Association ("NRECA") Retirement and Security Plan ("RS Plan"). The plan is a defined benefit pension plan qualified under Section 401 and tax exempt under Section 501(a) of the Internal Revenue Code. It is considered a multiemployer plan under the accounting standards. Accordingly, no assets or liabilities related to the plan are carried on EKPC's books. EKPC makes annual contributions to the RS Plan. Contributions to the RS plan charged to expense are included in the revenue requirements in EKPC's rate application.

EAST KENTUCKY POWER COOPERATIVE, INC.
PSC CASE NO. 2021-00103
FIRST REQUEST FOR INFORMATION RESPONSE

COMMISSION STAFF'S FIRST REQUEST FOR INFORMATION DATED 3/4/21
REQUEST 31
RESPONSIBLE PERSON: **Barry Lindeman**
COMPANY: **East Kentucky Power Cooperative, Inc.**

Request 31. Regarding the utility's employee compensation policy:

Request 31a. Provide the utility's written compensation policy as approved by the board of directors.

Response 31a. The Administration Policy for EKPC Pay Plans is provided on pages 3 through 27 of this response. Pages 28 through 35 contain the "Your Rewards" section of "EKPC's Employee Reference Guide".

Confidential protection of the Administrative Policy and "Your Rewards" has been requested in the form of a motion for confidential treatment.

Request 31b. Provide a narrative description of the compensation policy, including the reasons for establishing the policy and the utility's objectives for the policy.

Response 31b. The purpose of the document is to provide an overview of the objectives, policies, and procedures for administering EKPC's pay plans. EKPC is committed to maintaining a competitive compensation program.

EKPC's objectives include:

- attracting and retaining quality personnel to support EKPC and member systems.
- ensuring pay administration is fair and equitable for all employees.
- determining pay increases and promotions on the basis of demonstrated individual performance.
- ensure pay opportunities for employees reflect changes in competitive compensation trends and economic conditions.
- ensure administration of program complies with all relevant regulations and legislation.

Request 31c. Explain whether the compensation policy was developed with the assistance of an outside consultant. If the compensation policy was developed or reviewed by a consultant, provide any study or report provided by the consultant.

Response 31c. EKPC'S compensation policy was developed in-house based upon industry best practice.

Request 31d. Explain when the utility's compensation policy was last reviewed or given consideration by the board of directors.

Response 31d. EKPC's compensation policy was last reviewed in March of 2021. The policy is reviewed annually with the Board of Directors in preparation and approval of the annual merit budget. The Board Resolutions for Compensation Program Revisions for the years 2017 – 2021 are provided on pages 36 through 40 of this response.

Confidential protection of the Board Resolution documents has been requested in the form of a motion for confidential treatment.

EAST KENTUCKY POWER COOPERATIVE, INC.
PSC CASE NO. 2021-00103
FIRST REQUEST FOR INFORMATION RESPONSE

COMMISSION STAFF'S FIRST REQUEST FOR INFORMATION DATED 3/4/21
REQUEST 32
RESPONSIBLE PERSON: **Barry Lindeman**
COMPANY: **East Kentucky Power Cooperative, Inc.**

Request 32. State whether the utility's expenses for wages, salaries, benefits, and other compensation included in the test period, and any adjustments to the test period, are compliant with the board of director's compensation policy.

Response 32. All expenses for wages, salaries, benefits and other compensation, and any adjustments made are compliant with the Board of Director's compensation policy.

EAST KENTUCKY POWER COOPERATIVE, INC.
PSC CASE NO. 2021-00103
FIRST REQUEST FOR INFORMATION RESPONSE

COMMISSION STAFF'S FIRST REQUEST FOR INFORMATION DATED 3/4/21
REQUEST 33
RESPONSIBLE PERSON: **Michelle K. Carpenter**
COMPANY: **East Kentucky Power Cooperative, Inc.**

Request 33. Provide, in the format provided in Schedule I, the following information for the utility's compensation and benefits for the test period and the three most recent calendar years preceding the test period. Provide information individually for each corporate officer and by category for Directors, Managers, Supervisors, Exempt, Non-Exempt, Union, and Non-Union Hourly employees. Provide the amounts, in gross dollars, separately for total company operations and jurisdictional operations.

a. Regular salary or wages.

b. Overtime pay.

c. Excess vacation payout.

d. Standby/Dispatch pay.

e. Bonus and incentive pay.

f. Any other forms of incentives, including stock options or forms of deferred compensation.

g. Other amounts paid and reported on the employees' W-2 (specify).

h. Healthcare benefit cost.
(1) Amount paid by the utility.
(2) Amount paid by employee.

i. Dental benefits cost.
(1) Amount paid by the utility.
(2) Amount paid by employee.

j. Vision benefits cost.
(1) Amount paid by the utility.
(2) Amount paid by employee.

k. Life insurance cost.
(1) Amount paid by the utility.
(2) Amount paid by employee.

l. Accidental death and disability benefits.
(1) Amount paid the utility.
(2) Amount paid by employee.

m. Defined Benefit Retirement.
(1) Amount paid by employer.
(2) Amount paid by employee.

n. Defined Contribution – 401(k) or similar plan cost. Provide the amount paid by the utility.

o. Cost of any other benefit available to an employee (specify).

Response 33. Please refer to pages 3 through 6 of this response and corresponding Excel file *PSC DR1 Response 33.xlsx* for the information requested in items a. through o. above.

East Kentucky Power Cooperative, Inc.
Case No. 2021-00103
Analysis of Compensation and Benefits
For the 12 Months Ended December 31, 2019

Employee Categories	Regular	Overtime	Excess Vacation/Reserve Sick Leave payouts	Bonus	Other Earnings or Compensation not listed	Sub-Total Salary and Compensation	Health Benefits Cost EKPC	Health Benefits Cost Employee	Dental Benefits EKPC	Dental Benefits Employee	Vision Employee	Life Insurance EKPC	Life Insurance Employee	AD&D Employee	Long-Term and Short-Term Disability EKPC Only	Short-Term Disability Employee	Defined Benefit R&S Plan (1) EKPC only	SERP 457f EKPC only	Defined Contribution 401(k) EKPC	Defined Contribution 401(k) Employee	Other Benefits or Deductions not listed (2) EKPC	Other Benefits or Deductions not listed (2) Employee	Sub-Total Benefits EKPC	Sub-Total Benefits Employee	Total Salary & Benefits EKPC	Total Salary & Benefits Employee
Corporate Officers																										
Anthony S Campbell President & CEO	962 500	-	-	-	2 727	965 227	15 511	2 412	301	639	437	9 997	5 000	756	2 415	-	-	112 800	5 600	25 000	25	20 997	146 649	55 241	1 111 876	55 241
Michael A McNalley CFO & Executive VP	495 470	-	-	-	4 665	500 135	10 980	8 515	301	319	271	9 749	-	-	2 415	-	-	115 449	27 772	25 000	23	397	166 689	34 502	666 824	34 502
Don M Mosier COO & Executive VP	500 066	-	-	-	124 649	624 715	11 383	1 684	301	319		9 920	2 964	486	2 415	-	-	-	27 729	25 000	25	22 503	51 773	52 956	676 488	52 956
Total Corporate Officers	1 958 036	-	-	-	132 041	2 090 077	37 874	12 611	903	1 277	708	29 666	7 964	1 242	7 245	-	-	228 249	61 101	75 000	73	43 897	365 111	142 699	2 455 188	142 699
Senior Vice Presidents & Vice Presidents	2 119 625	-	13 045	-	166 742	2 299 412	96 595	17 561	2 410	3 008	1 997	36 611	11 567	767	17 818	195	-	89 764	104 133	107 558	195	29 419	347 526	172 072	2 646 938	172 072
Directors	2 164 161	-	12 585	-	20 765	2 197 511	130 277	18 645	4 029	4 206	2 909	27 193	2 846	220	22 479	657	-	-	150 289	204 821	331	55 480	334 598	289 784	2 532 109	289 784
Managers	5 792 548	-	15 703	-	69 026	5 877 277	485 388	73 272	12 086	16 744	10 765	64 339	7 160	744	56 588	555	-	-	235 827	467 918	993	44 846	855 221	622 004	6 732 498	622 004
Supervisors	10 722 136	1 055 277	59 853	2 300	90 791	11 930 357	1 244 882	190 662	32 994	40 795	27 460	101 520	16 851	5 497	105 520	4 010	-	-	542 156	798 578	2 716	76 101	2 029 788	1 159 954	13 960 145	1 159 954
Exempt (Non-Management)	18 109 795	41 003	25 249	34 150	178 840	18 389 037	1 885 457	283 992	56 902	58 830	37 632	157 771	31 125	9 268	173 140	7 303	-	-	1 276 244	1 310 973	4 709	124 212	3 554 223	1 863 336	21 943 260	1 863 336
Non-Exempt	23 740 729	5 659 232	40 440	950	183 754	29 625 105	3 541 648	544 173	96 196	117 043	78 555	203 028	40 314	16 059	227 191	16 598	-	-	1 666 630	1 602 925	8 449	172 870	5 743 142	2 588 536	35 368 247	2 588 536
Benefits-only in aggregate	-	-	-	-	-	-	-	-	-	-	-	-	-	-	-	-	7 877 519	-	-	-	-	-	7 877 519	-	7 877 519	-
Total Amounts	64 607 030	6 755 512	166 875	37 400	841 959	72 408 776	7 422 121	1 140 916	205 519	241 903	160 026	620 128	117 827	33 797	609 981	29 318	7 877 519	318 013	4 036 381	4 567 773	17 466	546 825	21 107 128	6 838 385	93 515 904	6 838 385

(1) Contributions to R&S plan not reported by employee classification

(2) Includes pre-tax employee cancer flexible spending dependent care and deferred compensation contributions

East Kentucky Power Cooperative, Inc.
Case No. 2021-00103
Analysis of Compensation and Benefits
For the 12 Months Ended December 31, 2018

Employee Categories	Regular	Overtime	Excess Vacation/ Reserve Sick Leave payouts	Bonus	Other Earnings or Compensation not listed	Sub-Total Salary and Compensation	Health Benefits Cost		Dental Benefits		Vision	Life Insurance		AD&D	Long-Term and Short-Term Disability	Short-Term Disability	Defined Benefit R&S Plan (1)	SERP 457f	Defined Contribution 401(k)		Other Benefits or Deductions not listed (2)		Sub-Total Benefits		Total Salary & Benefits	
							EKPC	Employee	EKPC	Employee	Employee	EKPC	Employee	Employee	EKPC Only	Employee	EKPC only	EKPC only	EKPC	Employee	EKPC	Employee	EKPC	Employee	EKPC	Employee
Corporate Officers																										
Anthony S Campbell President & CEO	920 000	-	-	-	2 397	922 397	14 646	2 283	301	639	437	7 363	5 000	756	2 403	-	-	108 000	5 400	24 500	25	20 497	138 138	54 112	1 060 535	54 112
Michael A McNalley CFO & Executive VP	489 494	-	-	21 491	4 722	515 707	10 603	8 221	301	319	271	9 459	-	-	2 403	-	-	113 400	27 000	24 500	23	397	163 189	33 708	678 896	33 708
Don M Mosier COO & Executive VP	490 283	-	-	21 505	792 997	1 304 785	10 715	1 590	301	319		9 639	-	-	2 403	-	-	-	27 000	24 500	25	40 453	50 083	66 862	1 354 868	66 862
Total Corporate Officers	1 899 777	-	-	42 996	800 116	2 742 889	35 964	12 094	903	1 277	708	26 461	5 000	756	7 209	-	-	221 400	59 400	73 500	73	61 347	351 410	154 682	3 094 299	154 682
Senior Vice Presidents & Vice Presidents	1 973 542	-	-	35 823	167 256	2 176 621	89 192	16 937	2 309	3 088	1 842	39 078	12 615	1 121	16 214	1 290	-	86 789	99 788	103 216	192	28 268	333 562	168 377	2 510 183	168 377
Directors	2 210 443	-	-	-	17 683	2 228 126	121 000	17 137	4 217	4 193	2 875	28 916	2 522	187	20 980	4 253	-	-	134 270	180 634	346	69 099	309 729	280 900	2 537 855	280 900
Managers	5 358 264	-	39 022	6 000	66 237	5 469 523	441 284	66 728	11 446	15 386	9 607	59 142	5 630	883	47 621	3 605	-	-	212 951	439 718	940	40 130	773 384	581 687	6 242 907	581 687
Supervisors	10 666 016	929 916	29 590	1 784	32 865	11 660 171	1 220 493	185 237	33 396	42 486	26 752	100 630	16 603	4 818	95 344	26 456	-	-	473 080	726 839	2 766	83 246	1 925 709	1 112 437	13 585 880	1 112 437
Exempt (Non-Management)	17 053 959	49 898	71 927	69 840	171 235	17 416 859	1 724 804	258 772	54 291	59 735	35 448	149 142	25 569	8 608	146 001	46 411	-	-	1 161 027	1 217 357	4 611	129 577	3 239 876	1 781 477	20 656 735	1 781 477
Non-Exempt	23 810 123	4 873 205	20 280	4 014	179 279	28 886 901	3 455 934	535 084	99 358	122 287	76 672	199 301	37 325	14 973	204 301	105 898	-	-	1 612 524	1 553 393	8 874	181 348	5 580 292	2 626 980	34 467 193	2 626 980
Benefits-only in aggregate	-	-	-	-	-	-	-	-	-	-	-	-	-	-	-	-	8 434 968	-	-	-	-	-	8 434 968	-	8 434 968	-
Total Amounts	62 972 124	5 853 019	160 819	160 457	1 434 671	70 581 090	7 088 671	1 091 989	205 920	248 452	153 904	602 670	105 264	31 346	537 670	187 913	8 434 968	308 189	3 753 040	4 294 657	17 802	593 015	20 948 930	6 706 540	91 530 020	6 706 540

(1) Contributions to R&S plan not reported by employee classification

(2) Includes pre-tax employee cancer flexible spending dependent care and deferred compensation contributions

East Kentucky Power Cooperative, Inc.
Case No. 2021-00103
Analysis of Compensation and Benefits
For the 12 Months Ended December 31, 2017

Employee Categories	Regular	Overtime	Excess Vacation/ Reserve Sick Leave payouts	Bonus	Other Earnings or Compensation not listed	Sub-Total Salary and Compensation	Health Benefits Cost EKPC	Health Benefits Cost Employee	Dental Benefits EKPC	Dental Benefits Employee	Vision Employee	Life Insurance EKPC	Life Insurance Employee	AD&D Employee	Long-Term and Short-Term Disability EKPC Only	Short-Term Disability Employee	Defined Benefit R&S Plan (1) EKPC only	SERP 457f EKPC only	Defined Contribution 401(k) EKPC	Defined Contribution 401(k) Employee	Other Benefits or Deductions not listed (2) EKPC	Other Benefits or Deductions not listed (2) Employee	Sub-Total Benefits EKPC	Sub-Total Benefits Employee	Total Salary & Benefits EKPC	Total Salary & Benefits Employee
Corporate Officers																										
Anthony S Campbell President & CEO	870 000	-	-	-	4 255	874 255	14 646	2 283	301	639	437	7 339	5 000	756	2 403	-	-	108 000	5 300	24 000	35	19 997	138 024	53 112	1 012 279	53 112
Michael A McNalley CFO & Executive VP	446 658	-	-	-	5 716	452 374	10 603	8 221	301	319	271	6 484		-	2 403	-	-	113 400	26 500	24 000	33	-	159 724	32 811	612 098	32 811
Don M Mosier COO & Executive VP	446 671	-	-	-	6 424	453 095	10 715	1 590	301	319	-	8 864	2 658	486	2 403	-	-	113 400	26 500	24 000	35	30 030	162 218	59 083	615 313	59 083
Total Corporate Officers	1 763 329	-	-	-	16 395	1 779 724	35 964	12 094	903	1 277	708	22 687	7 658	1 242	7 209	-	-	334 800	58 300	72 000	103	50 027	459 966	145 006	2 239 690	145 006
Senior Vice Presidents & Vice Presidents	1 747 268	-	40 940	-	147 940	1 936 148	74 603	14 402	2 108	2 556	1 662	30 601	5 429	601	14 893	1 290	-	86 789	93 566	82 441	243	44 912	302 803	153 293	2 238 951	153 293
Directors	1 802 504	-		-	11 768	1 814 272	100 693	18 432	3 614	3 194	2 227	21 149	2 305	165	17 056	4 060	-	-	109 086	147 462	421	62 361	252 019	240 206	2 066 291	240 206
Managers	5 245 831	-	20 932	-	69 197	5 335 960	445 603	67 189	11 747	14 708	8 756	58 543	5 893	1 014	46 471	3 277	-	-	211 126	421 641	1 373	39 606	774 863	562 084	6 110 823	562 084
Supervisors	9 855 956	1 009 323	101 355	2 875	69 570	11 039 079	1 195 827	184 717	31 839	40 862	24 639	94 202	14 934	3 538	87 609	23 398	-	-	416 549	655 192	3 719	66 906	1 829 745	1 014 186	12 868 824	1 014 186
Exempt (Non-Management)	16 189 364	11 644	10 968	29 327	116 550	16 357 853	1 734 425	258 568	53 601	60 308	32 377	144 514	22 796	7 478	139 183	38 416	-	-	1 051 563	1 146 144	6 431	121 511	3 129 717	1 687 598	19 487 570	1 687 598
Non-Exempt	23 922 833	5 687 993	35 064	10 010	186 136	29 842 036	3 578 496	534 287	102 421	123 796	76 473	197 895	34 043	13 756	206 085	99 767	-	-	1 529 913	1 496 422	12 969	126 225	5 627 779	2 504 769	35 469 815	2 504 769
Benefits-only in aggregate	-	-	-	-	-	-	-	-	-	-	-	-	-	-	-	-	8 618 520	-	-	-	-	-	8 618 520	-	8 618 520	-
Total Amounts	60 527 085	6 708 960	209 259	42 212	617 556	68 105 072	7 165 611	1 089 689	206 233	246 701	146 842	569 591	93 058	27 794	518 506	170 208	8 618 520	421 589	3 470 103	4 021 302	25 259	511 548	20 995 412	6 307 142	89 100 484	6 307 142

(1) Contributions to R&S plan not reported by employee classification

(2) Includes pre-tax employee cancer flexible spending dependent care and deferred compensation contributions

East Kentucky Power Cooperative, Inc.
Case No. 2021-00103
Analysis of Compensation and Benefits
For the 12 Months Ended December 31, 2016

Employee Categories	Regular	Overtime	Excess Vacation/ Reserve Sick Leave payouts	Bonus	Other Earnings or Compensation not listed	Sub-Total Salary and Compensation	Health Benefits Cost EKPC	Health Benefits Cost Employee	Dental Benefits EKPC	Dental Benefits Employee	Vision Employee	Life Insurance EKPC	Life Insurance Employee	AD&D Employee	Long-Term and Short-Term Disability EKPC Only	Short-Term Disability Employee	Defined Benefit R&S Plan (1) EKPC only	SERP 457f EKPC only	Defined Contribution 401(k) EKPC	Defined Contribution 401(k) Employee	Other Benefits or Deductions not listed (2) EKPC	Other Benefits or Deductions not listed (2) Employee	Sub-Total Benefits EKPC	Sub-Total Benefits Employee	Total Salary & Benefits EKPC	Total Salary & Benefits Employee
Corporate Officers																										
Anthony S Campbell President & CEO	814 616	-	-	-	4 112	818 728	14 646	2 283	301	639	437	7 291	5 000	756	1 738	-	-	100 800	5 300	24 000	35	19 997	130 111	53 112	948 839	53 112
Michael A McNalley CFO & Executive VP	409 687	-	-	-	7 556	417 243	10 603	8 181	301	319	271	5 888		-	1 738	-	-	100 775	26 500	24 000	33	-	145 838	32 771	563 081	32 771
Don M Mosier COO & Executive VP	416 129	-	-	-	3 897	420 026	10 715	1 590	301	319	-	8 196	1 710	208	1 738	-	-	100 783	26 500	24 000	35	26 947	148 268	54 774	568 294	54 774
Total Corporate Officers	1 640 432	-	-	-	15 565	1 655 997	35 964	12 054	903	1 277	708	21 375	6 710	964	5 214	-	-	302 358	58 300	72 000	103	46 944	424 217	140 657	2 080 214	140 657
Senior Vice Presidents & Vice Presidents	1 468 399	-	-	20 000	150 997	1 639 396	84 314	15 764	2 410	2 556	1 391	27 456	5 192	571	11 741	1 020	-	83 533	93 663	110 925	277	39 434	303 394	176 853	1 942 790	176 853
Directors	1 971 542	-	-	-	9 275	1 980 817	100 693	18 432	3 614	3 514	2 227	18 835	1 720	159	11 669	3 011	-	-	98 305	127 135	421	62 746	233 537	218 944	2 214 354	218 944
Managers	5 158 991	-	1 160	10 000	80 342	5 250 493	434 027	65 184	11 709	13 976	7 306	52 797	4 698	659	32 051	2 313	-	-	187 116	384 662	1 397	34 708	719 097	513 506	5 969 590	513 506
Supervisors	9 572 006	841 990	-	893	52 357	10 467 246	1 180 204	183 122	31 539	37 814	24 032	93 634	13 694	2 973	61 248	18 146	-	-	362 705	647 945	3 687	66 378	1 733 017	994 104	12 200 263	994 104
Exempt (Non-Management)	13 255 335	26 954	54 046	4 154	77 047	13 417 536	1 631 825	240 569	49 949	57 379	30 957	128 187	19 561	6 172	91 005	25 355	-	-	906 998	991 142	6 031	119 003	2 813 995	1 490 138	16 231 531	1 490 138
Non-Exempt	24 608 642	4 545 445	16 148	6 187	130 455	29 306 877	3 612 058	544 633	101 931	118 938	73 976	186 973	30 616	11 899	144 702	74 345	-	-	1 362 829	1 412 684	12 957	125 939	5 421 450	2 393 030	34 728 327	2 393 030
Benefits-only in aggregate	-	-	-	-	-	-	-	-	-	-	-	-	-	-	-	-	8 462 479	-	-	-	-	-	8 462 479	-	8 462 479	-
Total Amounts	57 675 347	5 414 389	71 354	41 234	516 038	63 718 362	7 079 085	1 079 758	202 055	235 454	140 597	529 257	82 191	23 397	357 630	124 190	8 462 479	385 891	3 069 916	3 746 493	24 873	495 152	20 111 186	5 927 232	83 829 548	5 927 232

(1) Contributions to R&S plan not reported by employee classification

(2) Includes pre-tax employee cancer flexible spending dependent care and deferred compensation contributions

EAST KENTUCKY POWER COOPERATIVE, INC.
PSC CASE NO. 2021-00103
FIRST REQUEST FOR INFORMATION RESPONSE

COMMISSION STAFF'S FIRST REQUEST FOR INFORMATION DATED 3/4/21
REQUEST 34
RESPONSIBLE PERSON: **Barry Lindeman**
COMPANY: **East Kentucky Power Cooperative, Inc.**

Request 34. For each item of benefits listed in Item 33 above where an employee is required to pay part of the cost, provide a detailed explanation as to how the employee contribution rate was determined.

Response 34. Following is a list of benefits which require employee contribution and how the rate is determined:

- Allstate Cancer and Accident plans – rates are set by provider
- Supplemental Life Insurances – rates are set by provider
- KREC Medical Plan – rates are set by KREC Medical plan group
- Dental rates are recommended by Delta Dental
- Vision rates are based on average claims.

EAST KENTUCKY POWER COOPERATIVE, INC.
PSC CASE NO. 2021-00103
FIRST REQUEST FOR INFORMATION RESPONSE

COMMISSION STAFF'S FIRST REQUEST FOR INFORMATION DATED 3/4/21
REQUEST 35
RESPONSIBLE PERSON: **Barry Lindeman**
COMPANY: **East Kentucky Power Cooperative, Inc.**

Request 35. Provide a listing of all healthcare plan categories, dental plan categories, and vision plan categories available to corporate officers individually and to groups defined as Corporate Officers, Directors, Managers, Supervisors, Exempt, Non-Exempt, Union, and Non-Union Hourly employees (e.g., single, family). Include the associated employee contribution rates and employer contribution rates of the total premium cost for each category, and each plan's deductible(s) amounts.

Response 35. Please refer to EKPC's response to Request No. 25.

EAST KENTUCKY POWER COOPERATIVE, INC.
PSC CASE NO. 2021-00103
FIRST REQUEST FOR INFORMATION RESPONSE

COMMISSION STAFF'S FIRST REQUEST FOR INFORMATION DATED 3/4/21
REQUEST 36
RESPONSIBLE PERSON: **Barry Lindeman**
COMPANY: **East Kentucky Power Cooperative, Inc.**

Request 36. Provide a listing of all life insurance plan categories available to corporate officers individually and to groups defined as Directors, Managers, Supervisors, Exempt, Non-Exempt, Union, and Non-Union Hourly employees. Include the associated employee contribution rates and employer contribution rates of the total premium cost for each plan category.

Response 36. Following is the listing of all life insurance plan categories available to corporate officers individually and to groups defined as Directors, Managers, Supervisors, Exempt and Non-Exempt employees.

- 2x salary Basic Life and AD&D – capped at $1,500,000.
  - 100% Employer paid.
  - Employer contribution rate = $0.209 per $1,000 of coverage.
- $100,000 Business Travel Accident = 100% Employer paid.
  - 100% Employer paid.
  - Employer contribution rate = $27 per month

- Supplemental AD&D Life insurance up to 5x salary – individual or family
  - 100% Employee paid.
  - Rate = $.027 per $1,000 of coverage for employee only and $.042 per $1,000 of coverage for family.
- Supplemental Life Insurance up to 5x salary = 100% employee paid.

  Age of Employee < 25 $0.029 per $1,000
  Age of Employee 25 - 29 $0.035 per $1,000
  Age of Employee 30 - 34 $0.047 per $1,000
  Age of Employee 35 - 39 $0.053 per $1,000
  Age of Employee 40 - 44 $0.059 per $1,000
  Age of Employee 45 - 49 $0.088 per $1,000
  Age of Employee 50 - 54 $0.135 per $1,000
  Age of Employee 55 - 59 $0.252 per $1,000
  Age of Employee 60 - 64 $0.386 per $1,000
  Age of Employee 65 - 69 $0.744 per $1,000
  Age of Employee > or = 70 $1.207 per $1,000
- Spouse Life insurance up to $200,000.
  - EKPC pays for $10,000 coverage and employee pays 100% for additional coverage.

    Age of Employee < 25 $0.050 per $1,000
    Age of Employee 25 - 29 $0.060 per $1,000
    Age of Employee 30 - 34 $0.080 per $1,000
    Age of Employee 35 - 39 $0.090 per $1,000
    Age of Employee 40 - 44 $0.100 per $1,000
    Age of Employee 45 - 49 $0.150 per $1,000
    Age of Employee 50 - 54 $0.230 per $1,000

Age of Employee 55 - 59 $0.430 per $1,000

Age of Employee 60 - 64 $0.660 per $1,000

Age of Employee 65 - 69 $1.270 per $1,000

Age of Employee > or = 70 $2.060 per $1,000

- Child Life insurance up to $20,000
  - EKPC pays for $10,000 coverage and employee pays 100% for additional coverage.
  - Rate = $.0100 per $1,000 of coverage

EAST KENTUCKY POWER COOPERATIVE, INC.
PSC CASE NO. 2021-00103
FIRST REQUEST FOR INFORMATION RESPONSE

COMMISSION STAFF'S FIRST REQUEST FOR INFORMATION DATED 3/4/21
REQUEST 37
RESPONSIBLE PERSON: **Barry Lindeman**
COMPANY: **East Kentucky Power Cooperative, Inc.**

Request 37. Provide a listing of all retirement plans available to corporate officers individually, and to groups defined as Directors, Managers, Supervisors, Exempt, Non-Exempt, Union, and Non-Union Hourly employees. Include the associated employee contribution rates, if any, and employer contribution rates of the total premium cost for each plan category.

Response 37. Following is the listing of all retirement plans available to corporate officers individually, and to groups defined as Directors, Managers, Supervisors, Exempt and Non-Exempt employees:

1. Retirement Security pension plan is available to all employees hired prior to 1/1/2007 and any employee hired from another cooperative participating in the plan. This plan is 100% employer paid.
2. 401k Savings plan available to all employees. Employer match up to 2% for employees in the Retirement Security Plan. Employer match up to 4%

plus a 6% employer base contribution for employees not in the Retirement Security Plan.

3. 457b Deferred Compensation plan for managers and high compensated employees.
4. SERP is available to CEO, COO, CFO, Corporate Counsel, Senior Vice Presidents and Vice Presidents.

EAST KENTUCKY POWER COOPERATIVE, INC.
PSC CASE NO. 2021-00103
FIRST REQUEST FOR INFORMATION RESPONSE

COMMISSION STAFF'S FIRST REQUEST FOR INFORMATION DATED 3/4/21
REQUEST 38
RESPONSIBLE PERSON: **Mark Brewer / Paul Dolloff**
COMPANY: **East Kentucky Power Cooperative, Inc.**

Request 38. Provide an analysis of the utility's expenses for research and development activities for the test year and the three preceding calendar years. For the test year include the following:

Response 38. The largest recipient of EKPC's Research, Development and Demonstration funding is the Electric Power Research Institute (EPRI). The EPRI expenses are for collaborative research studies, technology development and supplemental support projects. The amounts shown in Table 38.1 were paid to EPRI for the programs EKPC participated in for 2016, 2017, 2018 and 2019.

Table 38.1

Year 2016	Year 2017	Year 2018	Year 2019
$321,970	$370,238	$308,815	$530,571

Year 2019 expenditures were greater than previous years because EKPC added three additional EPRI research programs to its portfolio. The programs

added were PS49 A - Coal Combustion Products - Environmental Issues; PS196B - Effluent Guidelines and Plant Waste Water Monitoring; and P94 - Energy Storage and Distributed Generation. The first two are environmental programs that provided support for emergent issues related to CCR and ELG and the last was a transmission program providing support for the investigation of incorporating energy storage into EKPC's power system. More details on the benefits of these programs can be found in Response 38e, below. All of these programs are highly and directly relevant to compliance with federal mandates promulgated by the U.S. Environmental Protection Agency or development of practices and procedures consistent with the growing trend for distributed energy resources to locate near, and interconnect with, existing utility transmission infrastructure.

By virtue of its membership in NRECA, EKPC is also a participant in the NRECA's Business and Technology Strategies ("BTS") research department. A copy of a BTS brochure is provided on pages 24 through 30 of this response. BTS receives research, development and demonstration funding from EKPC. Prior to 2014, BTS was known as the Cooperative Research Network ("CRN"). Originally, membership in CRN was voluntary; however, in 2008 membership in CRN became mandatory for any electric cooperative that elected to be a member of NRECA. All BTS (formerly CRN) membership dues paid by EKPC include the cost of BTS membership for all of the EKPC owner-members. The amounts shown in Table 38.2, below, were paid to BTS for membership dues and participation in various advisory programming:

Table 38.2 Annual EKPC Expenditures for BTS Membership

Year	2016	2017	2018	2019
Total EKPC System Dues	$126,618	$124,029	$128,386	$126,573
Total Travel Expenses	$3,400	$6,800	$5,950	$5,100
EKPC Total Expenditures	$130,018	$130,829	$134,336	$131,673

Request 38a. Basis of fees paid to research organizations and the utility's portion of the total revenue of each organization. Where the contribution is monthly, provide the current rate and the effective date.

Response 38a. Payments to EPRI vary depending on the programs in which each business unit within EKPC wishes to participate. EPRI's pricing is based on different metrics specific to each program (see the 2019 EPRI Price Sheet provided on pages 16 through 21 of this response). Other payments for research are specific to the work being conducted. For the test calendar year 2019, EKPC's payments represented 0.126 % of EPRI's revenues for that year.

EKPC's annual dues to BTS, the BTS operating budget, and the percent of EKPC's annual dues to the BTS operating budget by year are shown in Table 38.3. The amount of EKPC's dues are based upon the magnitude of its MWH sales. G&T members of NRECA, including EKPC, have the option of paying BTS dues on behalf of their owner-members, which EKPC elects to do.

Table 38.3
Annual EKPC Membership Due, BTS Operating Budget, and EKPC % of BTS Operating Budget

Year	2016	2017	2018	2019
EKPC (G&T) Dues Portion	$54,865	$52,012	$54,607	$52,601
EKPC Member System Dues Portion	$71,753	$72,017	$73,779	$73,972
Total EKPC System Dues	$126,618	$124,029	$128,386	$126,573
BTS Operating Budget	$4,160,170	$4,047,000	$4,115,273	4,184,000
EKPC % of BTS Operating Budget	3.04%	3.06%	3.12%	3.03%

Request 38b. Details of the research activities conducted by each organization.

Response 38b. EPRI research participation is related to the operational needs of the different business units of the company, such as generation, environmental and, transmission. See the EPRI Portfolio and Price Basis provided on pages 22 and 23 of this response for the details of each program available from EPRI.

Due to strategic corporate goals and resource constraints, EKPC did not engage in research activities involving the BTS research department from 2016 through 2019.

Request 38c. Details of services and other benefits provided to the utility by each organization during the test year and the preceding calendar year.

Response 38c. EPRI's portfolio of research and development projects is extensive and covers a complete spectrum of activities and interest to most energy suppliers. The purpose of their research program is to find answers and solutions to short and long-term problems or questions. A description of the programs EKPC has elected to fund for the

test year and proceeding calendar year are provided on pages 6 through 15 of this response.

Electric cooperatives rely on the BTS for insights and recommendations on current and future trends affecting operations, technology planning, consumer expectations, research and deployment, and policy. The BTS also engages directly with internal and external stakeholders, and represents cooperative needs in key forums to help ensure the longevity and success of the cooperatives and the cooperative business model.

Request 38d. Total expenditures of each organization including the basic nature of costs incurred by the organization.

Response 38d. EPRI's total expenditures for the test calendar year 2019 were approximately $421 million for research and development activities. For the test calendar year 2019, EKPC's payments represented 0.126 % of EPRI's expenditures.

As noted in the response to Request 38a, the BTS operating budget for 2019 was $4,184,000. As part of a non-profit corporation, the total expenditures for BTS should be approximately the same as the operating budget.

Request 38e. Details of the expected benefits to the company.

Response 38e. EPRI product/project summaries and their expected benefits to EKPC are described below:

<u>EPRI Program PS49A Coal Combustion Products (CCP)</u>

Program Summary: Provides advanced tools, guidance and comprehensive data to facilitate the safe, cost effective management, use and disposal of coal combustion residual products. Provides information on and testing of technologies to address groundwater remediation and site restoration.

Program Benefit: Value is provided by EPRI's research related to Coal Combustion Residual Rule's required parameters (radium 226+228, cobalt, fluoride, molybdenum, lithium) that were not commonly evaluated in most state-required monitoring program, evaluating groundwater transport of these parameters at various CCR Units that has otherwise not been conducted in-depth, and providing updates to risk-assessments as a function of toxicity and exposure. In additional P49 is continuing to research and evaluation on-going CCR issues including remediation profiles of groundwater concerning certain targeted pollutants, beneficial uses of CCPs that could lead to minimizing disposal as the only option, and framework research used to influence regulatory compliance. Additional value comes from EPRI's participation in providing technical comments to U.S. Environmental Protection Agency (EPA) on topics ranging from the CCR Rule to other CERCLA Subtitle D regulations, testing and performing evaluation on remediation technologies not yet proven, and various technical reports, briefs, webcasts and interactive tools use to help utilities, like EKPC, facilitate the ever-changing landscape of CCR compliance.

EPRI Program 63 Boiler Life Improvement

Program Summary: This project develops reliable and cost-effective inspections to reduce O&M costs and improve life-management options, tools for boiler component life management and remaining-life assessment, high-energy steam and water piping safety and reliability techniques and understanding how damage mechanisms affect piping components.

Program Benefit: Value is gained from reducing costs by avoiding lost availability due to boiler tube failures and knowledge sharing by consulting with EPRI and other utilities.

EPRI Program 64 (Boiler & Turbine Chemistry)

Program Summary: This program develops guidelines, technology, and training materials to help plant operators manage water-steam chemistry, avoid unplanned outages, reduce operations and maintenance costs, and improve unit efficiency.

Program Benefit: Program 64 offers guidance on proper selection, application, and optimization on unit cycle chemistry monitoring, treatment, and control programs to mitigate the risks and meet operating demands that challenge our industry. EPRI has incorporated 30+ years of research and industry operating experience into comprehensive guidelines for the proper operation of cycle chemistry in fossil units. These guidelines continue to be revised based on on-going research aimed at challenging the status quo and incorporating the challenges of flexible operation. The EPRI Comprehensive Cycle

Chemistry Guidelines are unmatched in their technical rigor and research backing and continue to be implemented with successful results. Lastly, new research into improved application of the guidelines and validation of action level exposure limits is on-going.

EPRI Program 69 Maintenance Management & Tech

Program Summary: The Maintenance Management & Technology Program provides members a holistic approach to maintaining assets and optimizing the overall maintenance process with a prime focus on equipment reliability (ER). The ER Process was adapted and created through the maintenance program and allows utilities to set their maintenance plan for assets based on criticality and operational needs.

Program Benefits:

- EKPC took part in a large scale Equipment Reliability assessment and implementation project that helped optimize their asset management (previous years)
- EKPC adopted the EPRI P69 Equipment Reliability model and utilized it to design their asset hierarchy structure and asset maintenance strategies within their CMMS (Maximo) system implementation
- EKPC engaged in a conduct of maintenance assessment and manual development through P69
- Has constantly taken part in the Equipment Reliability Interest Group
- One of two utilities leading the pilot of continuous online monitoring lubrication system

EPRI P94 Energy Storage and Distributed Generation

Program Summary: Program P94 facilitates the availability and use of energy storage to support safe, reliable, affordable, and environmentally responsible electricity. In addition to energy storage, this program investigates and supports advancement of fueled distributed generation (DG) and micro-grid technologies. The scope covers energy storage connected to utility transmission systems, distribution systems, and customer premises. Energy storage is a particularly important technology class, due to the evolution of electricity needs and rapidly developing technology. Energy storage serves as a flexibility and resilience tool for grid planners, operators, and end customers. Energy storage complements the deployment of variable renewable resources, such as wind and solar. Storage also supports a range of grid planning and reliability objectives, such as shifting peak loads and supporting local reliability, and serving important reserve services for the bulk electricity system. Under certain circumstances, multiple services may be provided by energy storage and support multiple stakeholders. In addition to the applications, energy storage technologies are quickly developing. Lithium ion batteries have aggressively improved in cost and performance in the past decade to serve the consumer electronics and electric transportation industries, enabling new technically and economically feasible applications for energy storage. However, the need for new technologies to support deployment of renewable energy storage on a large scale is also becoming increasingly clear. This program integrates multiple activities, including

technology evaluation, economic and technical modeling to support grid planning and operations, testing and field demonstration, and industry collaboration.

Program Benefit: This program facilitates the beneficial use of energy storage by providing tools, methods, and best practices that support utilities and other users to assess and design energy storage, fueled DG, and micro-grid projects that are safer, more reliable, lower cost, and with environmental and societal benefit. Energy storage and distributed generation technologies can support higher reliability for power systems and customers, increased deployment and utilization of renewable energy, and improved affordability of electric power. The outputs of this program's research are expected to support the following outcomes:

- Enhanced intelligence: Up-to-date information on the fast-evolving energy storage and DG technology and product development, and the relevance of capabilities to applications.
- Enhanced collaboration and common approaches: Development of collaborative approaches for utilities and industry participants to improve communication, lower project costs, and promote safety and reliability of energy storage deployments.
- Optimized design and operations: Development of economic and technical evaluation methods and tools to guide location, design, and operations of energy storage, DG, and micro-grid technologies, which support value maximization and cost reductions for society.
- Project lifecycle approaches: Field data and analytical approaches to support accurate performance and reliability assessments.

EPRI Program 104 Balance of Plant Systems and Equipment

Program Summary: The BOP systems and equipment program encompasses all aspects of asset management for the majority of balance of plant equipment found at conventional plants. With a primary focus around rotating and electrical equipment the program has provided members access to equipment guidelines, field inspection guides, web based tools, and mobile applications to maintain, inspection, and operate BOP equipment.

Program Benefit: Provides a network of maintenance professions to share best practices, troubleshooting advice, reference materials, and the development of new Field Inspection Guides for mobile devices and Equipment Guide documents with 3D graphics and videos. Additional benefits included:

- Continued access to EPRI's preventive maintenance basis database (PMBD) system with over 320 equipment templates.
- PMBD training for staff
- Engaged in providing input to development of guidelines
- Annual Fossil Pump User group (FPUG)

EPRI Program 108 Operations Management

Program Summary: Develops advanced processes and related technologies that support improved plant reliability and reduced costs. Addresses key challenges relating to power plant management, conduct of operations, workforce performance, and risk.

Program Benefit: This project provides benefits such as quick visuals and instructions for best practices on various operations and maintenance topics. Specific benefits from 2016 through 2019 are noted below:

2016 – EKPC reviewed and updated the emergency action plan based on PM Forum discussion, obtained EPRI best practices in DCS graphics & what to place in electronic operator rounds, gathered EPRI best practices on plant layups and unit cycling, utilized at Cooper and Spurlock. EKPC developed procedure writer teams within production based on EPRI best practices. Utilized EPRI research for plant labeling standards and Operator Aids.

2017 - Operator Rounds Training Videos. What good looks like videos from Cooper and Spurlock. EPRI provided input to EKPC on LOTO, simulator and continuous operator training, operator logs, shift turnover, long-term plant cycling effects, an operations training specialist position job description, reviewing safety plans for severe weather. EKPC benefited from EPRI based on EPRI best practices by developing continuous operational framework in core-business within the department. Developed EKPC standards for shift turnover, operator rounds, narrative log keeping, and operational procedures.

2018 – EPRI provided help on shift turnover audits, DCS Alarm Management reports, shift staffing. EKPC hosted the spring PM Forum at Spurlock (PM takeaways for EKPC were the safety video, DCS Alarm Management, FIN team, work management). Utilized EPRI research to develop Operator Workaround Program.

2019 – EPRI provided help on management of change process on MEL, contractor management, LOTO, more information on plant turndown and cycling. EKPC benefited from the information enhancing the WPO Process with MEL, and other LOTO enhancements further strengthening the program from EPRI best practices. Utilized Procedure Writers Workshop at Cooper for various employees as part of EKPC.

EPRI Program PS196B Water Quality Program

Project Summary: Evaluates wastewater discharges in terms of metals, inorganics and organics to properly characterize emissions and evaluate treatment options.

Project Benefit: The project benefits ELG-related issues for water treatment as well as research of alternative treatments for cooling tower biological control for increasing regulatory concerns of environmental impacts and including potential cost-reduction economic drivers.

EPRI Supplemental Program 109614 EKP ER Assessment Spurlock and Cooper

Project Summary: This project utilized provides company status of the ER (Equipment Reliability Process) as it relates to peer data throughout the industry.

Project Benefit: Provides a snapshot of current status and identifies deficiencies with a company asset reliability program and sets the path forward to achieving a best in class enterprise asset management program.

EPRI Supplemental Program 006086 TRI for Power Plants

Project Summary: This supplemental project supports the development of software to facilitate reporting to the USEPA Toxics Release Inventory program. Each year, owners of coal- and oil-fired power plants must file an annual report of releases of over toxic chemicals to air, land, water, and offsite treatment facilities. Required information also includes pollution prevention and waste treatment methods. EPRI's TRI for Power Plants software provides a tool to estimate those releases and load the data into the EPA's TRI-ME Web online reporting system. The EPRI software is updated annually to reflect changes in EPA's TRI regulations and reporting requirements, and to incorporate enhanced features requested by project members. TRI for Power Plants can also be used as to support power plant permitting and plant engineering, by estimating the impact of fuel changes or pollution control device upgrades.

Project Benefits:

- Software developed specifically for reporting power plant TRI data, incorporating emission factors from EPRI and EPA
- Data can be transferred directly into EPA's TRI-ME Web reporting software
- Substantial time-savings and reduced errors compared with spreadsheets and manual data entry
- Training and product documentation

As stated in Response 38a, membership in the BTS is mandatory for all electric cooperatives that are members of NRECA. BTS membership allows EKPC to gauge the success of new technologies and to avoid adopting less successful technologies by either directly participating in a BTS-sponsored project or by following the experiences of other electric cooperatives.

From 2016 through 2019, EKPC did not directly engage in a BTS sponsored project. Benefits are gained by following and gauging the success of all BTS-sponsored projects. The risk of implementing a new technology or project at EKPC after witnessing a successful BTS-sponsored project demonstrated at another cooperative removes financial risk to EKPC and enhances the likelihood of a successful outcome. Likewise, EKPC can avoid BTS-sponsored projects and technologies that proved only marginally successful or did not make financial sense after being implemented at another cooperative. The BTS research department publishes detailed reports on all project and research activities.

EPRI 2019 RESEARCH PORTFOLIO PRICE SHEET

Page 1 | V1 | 10774

10774 **East Kentucky Power Cooperative, Inc.**

PRICING IS EFFECTIVE JUNE 15, 2018
CORRECT PRICES ARE SUBJECT TO ACCURATE CUSTOMER METRICS
ALL PRICES ARE SHOWN IN US $
PRICES SUBJECT TO CHANGE WITHOUT NOTICE
For Assistance: Call the EPRI Customer Assistance Center at 1-800-313-EPRI (3774) and Press "4", or email askepri@epri.com

Please provide your Price Sheet to EPRI in Microsoft EXCEL© file format.

JKAUR 9/21/2018

10774 East Kentucky Power Cooperative, Inc.

MY METRICS

Non-Nucl/Non-Hydro/Incl-Ren	3,663	MWe
Coal Only	1,953	MWe
CC/CT Only	1,679	MWe
HYDRO Only	70	MWe
Renewables Only	26	MWe
NUCLEAR Only	0	MWe
Distribution System Throughput	12,139	GWhrs
Transmission System Peak	2,875	MWe
Nuclear Power Program Price	$0	$ U.S.

MY TERMS

Year three of three year 2017, 2018, 2019 commitment. Minimum non-Nuclear payment of $58,000. Specific commitment To P64, P69, P104, P108

PICK SUPPLEMENTAL FUNDING TYPE USING PULL-DOWN >>>> SDF

MY COMMITMENT

SECTOR	PORTFOLIO FUNDING	SDF GENERATED
GENERATION	$316,989	$79,247
NUCLEAR	$0	
ENERGY & ENVIRONMENT	$113,144	$28,286
POWER DELIVERY & UTILIZATION	$100,438	$25,109
TOTAL	$530,571	$132,643
GRAND TOTAL	$530,571	

CLICK HERE FOR FAST SHUTTLE TO SELECTIONS

CTRL + HOME TO RETURN HERE

MESSAGES

YOUR INCENTIVE PLAN HAS INCREASED YOUR NON-NUCLEAR, RESEARCH PORTFOLIO PURCHASING POWER BY $93,630

LIST OF SELECTIONS

CLICK "HERE" FOR TABULAR LIST OF SELECTIONS AND SCRATCHPAD

(Program List TAB)

MY EQUIVALENT PURCHASE

ENTERS LAST YEAR'S SELECTIONS IN THIS YEAR'S PRICE SHEET

ONLY POPULATES FOR CUSTOMERS WHO MADE SELECTIONS IN 2018
ADJUSTS 2019 SELECTIONS FOR SCOPE CHANGES AND REPACKAGING
REFLECTS PRICING CONSISTENT WITH "MY TERMS" SHOWN ABOVE
START WITH NO SELECTIONS IN PRICE SHEET (OTHERWISE ADDITIVE)

NOTE: ONCE POPULATED, SELECTIONS MAY BE INDIVIDUALLY CHANGED

ONE "CLICK" TO POPULATE PRICE SHEET

EPRI 2019 RESEARCH PORTFOLIO PRICE SHEET

Page 2	East Kentucky Power Cooperative, Inc.			10774
V1				
	PROGRAM, PROJECT SET AND PROJECT SELECTIONS	**Posted Price**	**Select With "X"**	
	GENERATION			
	ENVIRONMENTAL CONTROLS AND COMBUSTION PERFORMANCE			
Program 71	**Combustion and Fuel Quality Impacts**	$71,117		$0
PS71A	Combustion and Fuel Impacts on Boiler Tube Life	$39,114		$0
PS71B	Cost-Effective Emissions Control via Combustion Modifications	$39,114		$0
Program 75	**Integrated Environmental Controls**	$268,354		$0
PS75A	Particulate and Opacity Control	$57,696		$0
PS75B	Air Toxics and Acid Gases Control	$129,078		$0
PS75C	SCR Performance Optimization	$81,580		$0
Program 77	**Continuous Emissions Monitoring**	$46,059		$0
Program 194	**Heat Rate Improvement**	$42,848		$0
	MAJOR COMPONENT RELIABILITY			
Program 63	**Boiler Life and Availability Improvement**	$87,356	x	$74,253
Program 65	**Steam Turbines - Generators and Auxiliary Systems**	$69,370		$0
Program 79	**Combined Cycle Turbomachinery**	$225,477		$0
Program 88	**Combined Cycle HRSG and Balance of Plant**	$89,210		$0
	CROSS SECTOR TECHNOLOGIES			
Program 64	**Boiler and Turbine Steam and Cycle Chemistry**	$52,535	X	$44,655
Program 87	**Materials and Repair**	$78,652		$0
Program 185	**Water Management Technology**	$74,119		$0
	OPERATIONS AND MAINTENANCE			
Program 68	**Instrumentation, Controls and Automation**	$65,896		$0
Program 69	**Maintenance Management and Technology**	$139,931	X	$118,942
Program 104	**Balance of Plant Systems and Equipment**	$26,766	X	$22,751
Program 108	**Operations Management and Technology**	$66,341	X	$56,389
	ADVANCED FOSSIL, CO2 CAPTURE, UTILIZATION AND STORAGE			
Program 66	**Fossil Fleet for Tomorrow**	$146,018		$0
PS66A	Advanced Technology Evaluations	$73,009		$0
PS66B	Advanced Technology Development	$73,009		$0
Program 165	**CO2 Capture, Utilization and Storage**	$76,291		$0
	RENEWABLES			
Program 193	**Renewable Generation**	$346,992		$0
PS193A	Renewables Technology Status, Cost and Performance **NOTE 1**	$109,644		$0
P193.001	Wind Power Technology Status, Cost and Performance	$32,893		$0
P193.002	Solar Technology Status, Cost and Performance	$32,893		$0
P193.003	Hydropower Technology Status, Cost and Performance	$10,964		$0
PS193B	Wind Power	$142,537		$0
PS193C	Solar	$142,537		$0
PS193D	Hydropower	$29,025		$0
NOTE 1	**Included in PS193A is the Cost and Performance for Biomass and Geothermal - P193.004, P193.005**			

EPRI 2019 RESEARCH PORTFOLIO PRICE SHEET

Page 3 | 10774

V1

	PROGRAM, PROJECT SET AND PROJECT SELECTIONS	Posted Price	Select with "X"	Your Cost Computed
	ENERGY AND ENVIRONMENT — ENTER "X" FOR FULL ENV BUY (LESS RENEWABLES IN GEN SECTOR) --->			
	ASSET-BASED ENVIRONMENTAL SCIENCES			
Program 49	**Coal Combustion Product Management**	$95,251		$0
PS49A	Coal Combustion Products -Environmental Issues	$71,438	x	$60,722
PS49B	By-Product Use and Recycling	$23,813		$0
Program 54	**Fish Protection**	$67,035		$0
Program 55	**Water Availability and Ecological Risk**	$60,241		$0
Program 195	**Endangered and Protected Species**	$55,958		$0
Program 196	**Water Quality**	$137,573		$0
PS196A	Water Quality Assessment	$75,901		$0
PS196B	Effluent Guidelines and Plant Wastewater Monitoring	$61,672	x	$52,421
Program 203	**Air Quality and Multimedia Characterization, Assessment and Health**	$264,501		$0
PS203A	Air Pollutants and Toxics: Assessments and Models	$90,054		$0
PS203B	Air Pollutants and Toxics: Health Effects	$87,234		$0
PS203C	Power Plant Multimedia Emissions Characterization	$87,213		$0
	ENVIRONMENTAL ASPECTS OF TRANSMISSION AND DISTRIBUTION			
Program 51	**Transmission & Distribution: Environmental Issues**	$52,719		$0
Program 60	**Electric and Magnetic Fields and Radio-Frequency Health Assessment andSafety**	$120,992		$0
PS60A	EMF and RF Health Assessment: Community and Residential Studies	$78,645		$0
PS60B	EMF and RF Health Assessment: Occupational Studies	$42,347		$0
	WORKFORCE HEALTH AND SAFETY			
Program 62	**Occupational Health and Safety**	$36,241		$0
	ENERGY SUSTAINABILITY			
Program 198	**Strategic Sustainability Science**	$45,290		$0
	ENVIRONMENTAL ASPECTS OF RENEWABLES AND DISTRIBUTED ENERGY RESOURCES			
Program 197	**Environmental Aspects of Fueled Distributed Generation and Energy Storage**	$71,015		$0
PS197A	Environmental Aspects of Fueled Distributed Generation	$35,508		$0
PS197B	Environmental Aspects of Energy Storage	$35,508		$0
	ENERGY AND ENVIRONMENTAL ANALYSIS			
Program 178	**Integrated Energy Planning, Market Analysis, and Technology Assessment**	$378,906		$0
PS178A	Technology Cost and Performance	$208,398		$0
PS178B	Integrated Energy System Planning and Market Analysis	$170,508		$0
Program 201	**Energy, Environmental, and Climate Policy Analysis**	$337,347		$0
PS201A	Energy and Environmental Analysis Common Capabilities — PS201A IS A REQUIRED	$47,229		$0
PS201B	U.S. Energy and Environmental Analysis and Company Strategy — PURCHASE FOR P201	$94,457		$0
PS201C	Emerging Technologies Analysis: Drivers and Impacts	$77,590		$0
PS201D	Economy-Wide Analysis and Electrification	$77,590		$0
PS201E	Global Policy and Market Analysis	$40,482		$0

EPRI 2019 RESEARCH PORTFOLIO PRICE SHEET

Page 4 | 10774
V1

PROGRAM, PROJECT SET AND PROJECT SELECTIONS			Posted Price	Your Cost Computed Here
POWER DELIVERY AND UTILIZATION				
TRANSMISSION				
Program 34	**Transmission Asset Management Analytics**		$33,117	$0
P34.001	Transmission Asset Management Analytics: Principles, Practices and Technolo	**P34.001 IS THE MINIMUM PURCHASE FOR P34**	$1,623	$0
P34.002	Substations Asset Analytics		$14,008	$0
P34.003	Overhead Transmission Asset Analytics		$8,279	$0
P34.004	Underground Transmission Asset Analytics		$11,260	$0
Program 35	**Overhead Transmission**		$150,339	$0
P35.001	Inspection, Assessment, and Management of Overhead Transmission Lines		$8,418	$0
P35.002	Conductor, Shield Wire and Hardware Corrosion Management		$9,020	$0
P35.003	Structure and Foundation Corrosion Management		$9,309	$0
P35.004	Compression Connector Management		$6,916	$0
P35.005	Composite Structure Management		$9,020	$0
P35.006	Lightning Performance and Grounding of Transmission Lines		$15,635	$0
P35.007	Line Design Tools and Practices for Construction and Maintenance		$12,328	$0
P35.008	Line Hardening and Emergency Restoration		$10,373	$0
P35.010	Live Working: Research, Techniques and Procedures		$14,282	$0
P35.011	Polymer and Composite Overhead Transmission Line Insulators		$14,282	$0
P35.012	Porcelain/Glass Insulator Integrity Assessment		$5,822	$0
P35.013	Overhead Line Ratings and Increased Power Flow		$9,772	$0
P35.014	High Temperature Operation of Overhead Lines		$11,125	$0
P35.015	Qualification, Selection and Maintenance of Advanced Conductors		$13,380	$0
P35.018	Line Switch Management		$7,517	$0
P35.019	HVDC Lines		$15,034	$0
Program 36	**Underground Transmission**		$119,130	$0
P36.001	Design, Construction, Ratings, and Operation and Maintenance of Underground Transmission Systems		$40,147	$0
P36.002	Extruded Dielectric Cable Systems		$32,165	$0
P36.003	Laminar Dielectric Cable Systems		$32,403	$0
P36.006	Technology Transfer for Underground Transmission	**P36.006 IS THE MINIMUM PURCHASE FOR P36**	$7,267	$0
P36.008	HVDC Land and Submarine Cable Systems		$9,530	$0
Program 37	**Substations**		$117,748	$0
P37.101	Transformer Life Management		$29,908	$0
P37.102	Circuit Breaker Life Management		$14,483	$0
P37.103	Protection and Control		$12,717	$0
P37.104	Substation Ground Grid Corrosion Management		$9,420	$0
P37.105	Substation Batteries, CCVT's, Arresters, Disconnect Switches and Ratings		$9,302	$0
P37.108	Gas Insulated Substations and Lines		$8,242	$0
P37.113	Bushing Monitoring & Diagnostics		$8,596	$0
P37.114	Physical Security & IEMI		$10,126	$0
P37.115	Performance of External Insulation in Contaminated Environments		$6,712	$0
P37.116	HVDC Converter Stations and Flexible Alternating Current Tranmission System (FACTS) Devices		$11,893	$0
Program 39	**Transmission Operations**		$120,405	$0
P39.011	Real-time Operations Situational Awareness		$30,101	$0
P39.012	System Voltage and Reactive Power Management		$30,101	$0
P39.013	Decision Support Tools for System Restoration and Emergency Operations		$30,101	$0
P39.014	Operations Planning and Engineering Support Studies		$30,101	$0
P39.015	Monitoring, Control, and Data Analysis including Synchrophasor Applications		$30,101	$0
P39.016	Electricity Market Operations and Technical Design Concepts		$30,101	$0
Program 40	**Transmission Planning**		$130,160	$0
P40.016	Model Development, Validation, and Management		$32,540	$0
P40.018	Transmission Protection Support Tools		$32,540	$0
P40.022	Risk-Based Analysis into Planning and Resiliency Processes		$32,540	$0
P40.023	Special Planning Study Methods and Tools		$32,540	$0
P40.024	Advanced Power Flow Control, HVDC Planning, and Contingency Analysis Methods and Tools		$32,540	$0
Program 173	**Bulk Power System Integration of Variable Generation**		$83,079	$0
PS173A	System Planning Methods, Tools, and Analytics		$33,232	$0
PS173B	System Operations Methods, Tools, and Analytics		$33,232	$0
PS173C	Flexibility and Resource Adequacy for System Planning		$33,232	$0
PS173D	Technology Transfer for Bulk System VG Integration	**NOTE 1**	$4,154	$0
DISTRIBUTION				
Program 174	**Integration of Distributed Energy Resources**		$66,223	$0
PS174A	Modeling and Simulation of DER		$18,410	$0
PS174B	Smart Inverters and Grid Supportive Devices		$18,410	$0
PS174C	DERMS and Microgrid Integration		$18,410	$0
PS174D	Practices, Economics and Programs		$18,410	$0
PS174E	Technology Transfer and Industry Engagement	**PS174E IS THE MINIMUM PURCHASE FOR P174**	$9,198	$0
Program 180	**Distribution Systems**		$143,000	$0
P180.001	Overhead Assets		$37,180	$0
P180.002	Underground Assets		$28,600	$0
P180.003	Distribution Automation Assets		$38,610	$0
P180.004	Safety		$24,310	$0
P180.005	Asset & Reliability Analytics		$30,030	$0
Program 200	**Distribution Operations and Planning**		$61,576	$0
PS200A	Tech Transfer and Industry Collaboration	**PS200A IS THE MINIMUM PURCHASE FOR P200**	$9,791	$0
PS200B	Planning		$21,552	$0
PS200C	Operations		$21,552	$0
PS200D	Protection		$16,133	$0
PS200E	Modeling and Simulation for Distribution Resources		$16,133	$0
NOTE 1	**Commitment to PS173D Only will Not Provide Access to Task Forces**			

EPRI 2019 RESEARCH PORTFOLIO PRICE SHEET

Page 5	East Kentucky Power Cooperative, Inc.				10774
V1					
	PROGRAM, PROJECT SET AND PROJECT SELECTIONS		**Posted Price**	**Select With "X"**	**Your Cost Computed Here**
	ENERGY UTILIZATION				
Program 1	**Power Quality**		$148,237		$0
PS1A	PQ Analytics and Opportunities for Transmission and Distribution		$50,401		$0
PS1B	PQ Monitoring and Intelligent Data Applications		$50,401		$0
PS1C	Achieving Cost-Effective Edge-of-Grid PQ Compatibility		$50,401		$0
Program 18	**Electric Transportation**		$70,977		$0
PS18X	Strategic Intelligence and Fundamentals		$28,391		$0
PS18Y	Technical Deployment		$28,391		$0
PS18Z	Technical Research and Development		$28,391		$0
Program 94	**Energy Storage and Distributed Generation**		$118,162	x	$100,438
PS94A	Strategic Intelligence and Industry Collaboration	PS94A IS THE MINIMUM	$17,724		$0
PS94B	Technology, Analysis and Deployment	PURCHASE FOR P94	$30,368		$0
PS94C	Distribution Energy Storage		$30,368		$0
PS94D	Transmission and Bulk Energy Storage		$30,368		$0
PS94E	Customer Energy Storage		$30,368		$0
PS94G	Distributed Generation and Microgrids		$30,368		$0
Program 170	**End-Use Energy Efficiency and Demand Response**		$73,646		$0
PS170A	Energy Analytics & Market Insights		$27,986		$0
PS170B	Demand Response Systems		$27,986		$0
PS170C	Energy Efficient Technologies		$27,986		$0
PS170D	Technology Transfer	PS170D IS THE MINIMUM PURCHASE FOR P170	$4,419		$0
Program 182	**Understanding Electric Utility Customers**		$49,412		$0
Program 199	**Electrification for Customer Productivity**		$98,388		$0
Program 204	**Advanced Buildings**		$54,669		$0
	INFORMATION, COMMUNICATION, AND CYBER SECURITY				
Program 161	**Information and Communication Technology**	PS161A IS A REQUIRED	$164,899		$0
PS161A	Emerging Technologies and Technology Transfer	PURCHASE FOR P161	$17,542		$0
PS161B	Applied Information and Communication Technology forTransmission		$30,699		$0
PS161C	Applied Information and Communication Technology for Distribution		$30,699		$0
PS161D	Applied Information and Communication Technology forDistributed Energy Resources and Demand Response		$32,161		$0
PS161E	Enterprise Architecture and Integration		$32,161		$0
PS161F	Advanced Metering Systems		$32,161		$0
PS161G	Telecommunications		$30,699		$0
Program 183	**Cyber Security**		$94,647		$0
	NUCLEAR POWER				
Program 41	**Nuclear Power**		$0		$0

EPRI 2019 RESEARCH PORTFOLIO PRICE SHEET

Page 6 | East Kentucky Power Cooperative, Inc.

V1

EPRI UNALLOCATED PORTFOLIO AND DEPOSIT ACCOUNTS

EPRI UNALLOCATED PORTFOLIO ACCOUNT

Include Amount Here	Select With "Y"

This funding is part of your EPRI Program, Project Set and Project commitment
and is invoiced by EPRI according to Research Portfolio payment terms.
This funding must be completely applied by December 31 of the funding year

EPRI DEPOSIT ACCOUNT

Include Amount Here	Select With "Y"

This funding is NOT part of your EPRI Program, Project Set and Project
commitment and is invoiced Net/30 days in full.
This funding may be applied to the purchase of any available item from EPRI throughout the year.

Provide any details (if known) for disposition of your deposit account below

		Total planned disposition of deposit account	$0
1			
2			
3			
4			
5			
6			
7			
8			
9			
10			
11			
12			
13			
14			
15			
16			
17			
18			
19			
20			
21			
22			
23			
24			

EPRI 2019 Portfolio Price Bases

2019 Program Number	Program, Project Set and Projects	Sector	Metrics Bases	Floor	Ceiling	$/Metric Price	Added Constant (Note 1)	Alternate Price
KEY =	**COAL MWe** = Owned Coal Mwe **CT/CC MWe** = Owned Combined Cycle and Combustion Turbine MWe **DIST GWH** = Distribution System Throughput **TRANS MWe and DIST GWH** = Trans Peak and Distribution Throughput **NH MWe** = Non-Hydro Owned MWe **NH/NRen** = Non-Hydro, Non-Renewable Owned MWe **NNNH MWe** = Owned Non-Nuclear, Non-Hydro MWe **NNNH/NRen** = Owned Non-Nuclear, Non-Hydro, Non-Ren MWe **NNNH/NRen - CT/CC MWe** = Owned Non-Nuclear, Non-Hydro, NonRenewable MWe, excluding Combined Cycle Cumbustion Turbine MWe **NUCL MWe** = Owned/Operated Nuclear MWe **FIXED** = Fixed Price **95%COAL MWe + 5%CT/CC MWe** = 95% Owned Coal MWe, 5% Owned Combined Cycle and Combustion Turbine MWe **TRANS MWe** = Transmission Peak MWe **HYDRO MWe** = Owned Hydro MWe **Total MWe + DIST GWH** = Owned/Operated Total MWe and Distribution Throughput **TOTAL MWe + TRANS MWe =** Owned/Operated Total MWe and Transmission Peak MWe **100%COAL MWe + 30%CT/CC MWe + 20%NPG MWe =** Owned Coal MWe, 30% Owned Combined Cycle and Combustion Turbine MWe, 20% Owned/Operated Nuclear MWe **TOTAL MWe + TRANS MWe + DIST GWH** = Owned/Operated Total MWe + Transmission Peak MWe + Distribution Throughput **TOTAL Mwe + Trans Mwe + 50%Dist GWh =** Owned/Operated Total MWe, Transmission Peak MWe + 50% Owned Distribution Throughput **DIST GWh + 25% Trans Mwe** = Distribution Throughput and 25% Transmission Peak MWe **Total Generation Capacity MWe** = Owned Non-Nuclear, Non-Hydro MWe, Owned/Operated Nuclear MWe, and Owned Hydro MWe							
Program 1	**Power Quality**	**PDU**	**DIST GWH**	**$148,237**	**$504,009**	**$6.15**	**-$91**	**$284,592**
PS1A	PQ Analytics and Opportunities for Transmission and Distribution	PDU	"	$50,401	$171,363	$2.09	-$31	$96,761
PS1B	PQ Monitoring and Intelligent Data Applications	PDU	"	$50,401	$171,363	$2.09	-$31	$96,761
PS1C	Achieving Cost-Effective Edge-of-Grid PQ Compatibility	PDU	"	$50,401	$171,363	$2.09	-$31	$96,761
Program 18	**Electric Transportation**	**PDU**	**DIST GWH**	**$70,977**	**$541,065**	**$4.33**	**$0**	**$276,400**
PS18X	Strategic Intelligence and Fundamentals	PDU	"	$28,391	$216,426	$1.73	$0	$110,560
PS18Y	Technical Deployment	PDU	"	$28,391	$216,426	$1.73	$0	$110,560
PS18Z	Technical Research and Development	PDU	"	$28,391	$216,426	$1.73	$0	$110,560
Program 34	**Transmission Asset Management Analytics**	**PDU**	**TRANS MWe**	**$33,117**	**$235,496**	**$9.67**	**$4,205**	**$138,249**
P34.001	Transmission Asset Management Analytics: Principles, Practices and	PDU	"	$1,623	$11,539	$0.47	$206	$6,774
P34.002	Substations Asset Analytics	PDU	"	$14,008	$99,615	$4.09	$1,779	$58,479
P34.003	Overhead Transmission Asset Analytics	PDU	"	$8,279	$58,874	$2.42	$1,051	$34,562
P34.004	Underground Transmission Asset Analytics	PDU	"	$11,260	$80,069	$3.29	$1,430	$47,005
Program 35	**Overhead Transmission**	**PDU**	**TRANS MWe**	**$150,339**	**$1,052,372**	**$47.65**	**$10,250**	**$525,661**
P35.001	Inspection, Assessment, and Management of Overhead Transmissio	PDU	"	$8,418	$58,926	$2.67	$574	$29,433
P35.002	Conductor, Shield Wire and Hardware Corrosion Management	PDU	"	$9,020	$63,142	$2.86	$615	$31,540
P35.003	Structure and Foundation Corrosion Management	PDU	"	$9,309	$65,165	$2.95	$635	$32,550
P35.004	Compression Connector Management	PDU	"	$6,916	$48,409	$2.19	$472	$24,180
P35.005	Composite Structure Management	PDU	"	$9,020	$63,142	$2.86	$615	$31,540
P35.006	Lightning Performance and Grounding of Transmission Lines	PDU	"	$15,635	$109,447	$5.00	$1,076	$54,669
P35.007	Line Design Tools and Practices for Construction and Maintenance	PDU	"	$12,328	$86,295	$3.91	$841	$43,104
P35.008	Line Hardening and Emergency Restoration	PDU	"	$10,373	$72,614	$3.29	$707	$36,271
P35.010	Live Working: Research, Techniques and Procedures	PDU	"	$14,282	$99,975	$4.53	$974	$49,938
P35.011	Polymer and Composite Overhead Transmission Line Insulators	PDU	"	$14,282	$99,975	$4.53	$974	$49,938
P35.012	Porcelain/Glass Insulator Integrity Assessment	PDU	"	$5,822	$40,752	$1.85	$397	$20,355
P35.013	Overhead Line Ratings and Increased Power Flow	PDU	"	$9,772	$68,404	$3.10	$666	$34,168
P35.014	High Temperature Operation of Overhead Lines	PDU	"	$11,125	$77,876	$3.53	$759	$38,899
P35.015	Qualification, Selection and Maintenance of Advanced Conductors	PDU	"	$13,380	$93,661	$4.24	$912	$46,784
P35.018	Line Switch Management	PDU	"	$7,517	$52,619	$2.38	$513	$26,283
P35.019	HVDC Lines	PDU	"	$15,034	$105,237	$4.76	$1,025	$52,566
Program 36	**Underground Transmission**	**PDU**	**TRANS MWe**	**$89,467**	**$578,227**	**$41.25**	**$526**	**$296,473**
P36.001	Design, Construction, Ratings, and Operation and Maintenance of U	PDU	"	$30,151	$194,862	$13.90	$177	$99,911
P36.002	Extruded Dielectric Cable Systems	PDU	"	$24,156	$156,121	$11.14	$142	$80,048
P36.003	Laminar Dielectric Cable Systems	PDU	"	$24,335	$157,278	$11.22	$143	$80,641
P36.006	Technology Transfer for Underground Transmission	PDU	"	$5,458	$35,272	$2.52	$32	$18,085
P36.008	HVDC Land and Submarine Cable Systems	PDU	"	$7,157	$46,258	$3.30	$42	$23,718
Program 37	**Substations**	**PDU**	**TRANS MWe**	**$117,748**	**$938,830**	**$36.64**	**$5,782**	**$935,676**
P37.101	Transformer Life Management	PDU	"	$29,908	$238,463	$9.31	$1,469	$237,662
P37.102	Circuit Breaker Life Management	PDU	"	$14,483	$115,476	$4.51	$711	$115,088
P37.103	Protection and Control	PDU	"	$12,717	$101,394	$3.96	$624	$101,053
P37.104	Substation Ground Grid Corrosion Management	PDU	"	$9,420	$75,106	$2.93	$463	$74,854
P37.105	Substation Batteries, CCVT's, Arresters, Disconnect Switches and Ra	PDU	"	$9,302	$74,168	$2.89	$457	$73,918
P37.108	Gas Insulated Substations and Lines	PDU	"	$8,242	$65,718	$2.56	$405	$65,497
P37.113	Bushing Monitoring & Diagnostics	PDU	"	$8,596	$68,535	$2.67	$422	$68,304
P37.114	Physical Security & IEMI	PDU	"	$10,126	$80,739	$3.15	$497	$80,468
P37.115	Performance of External Insulation in Contaminated Environments	PDU	"	$6,712	$53,513	$2.09	$330	$53,334
P37.116	HVDC Converter Stations and Flexible Alternating Current Tranmiss	PDU	"	$11,893	$94,822	$3.70	$584	$94,503
Program 39	**Transmission Operations**	**PDU**	**TRANS MWe**	**$120,405**	**$691,019**	**$21.49**	**$46,257**	**$295,834**
P39.011	Real-time Operations Situational Awareness	PDU	"	$30,101	$172,755	$5.37	$11,564	$73,959
P39.012	System Voltage and Reactive Power Management	PDU	"	$30,101	$172,755	$5.37	$11,564	$73,959
P39.013	Decision Support Tools for System Restoration and Emergency Ope	PDU	"	$30,101	$172,755	$5.37	$11,564	$73,959
P39.014	Operations Planning and Engineering Support Studies	PDU	"	$30,101	$172,755	$5.37	$11,564	$73,959
P39.015	Monitoring, Control, and Data Analysis including Synchrophasor Ap	PDU	"	$30,101	$172,755	$5.37	$11,564	$73,959
P39.016	Electricity Market Operations and Technical Design Concepts	PDU	"	$30,101	$172,755	$5.37	$11,564	$73,959
Program 40	**Transmission Planning**	**PDU**	**TRANS MWe**	**$130,160**	**$697,207**	**$21.35**	**$56,476**	**$304,493**
P40.016	Model Development, Validation, and Management	PDU	"	$32,540	$174,302	$5.34	$14,119	$76,123
P40.018	Transmission Protection Support Tools	PDU	"	$32,540	$174,302	$5.34	$14,119	$76,123
P40.022	Risk-Based Analysis into Planning and Resiliency Processes	PDU	"	$32,540	$174,302	$5.34	$14,119	$76,123
P40.023	Special Planning Study Methods and Tools	PDU	"	$32,540	$174,302	$5.34	$14,119	$76,123
P40.024	Advanced Power Flow Control, HVDC Planning, and Contingency Ar	PDU	"	$32,540	$174,302	$5.34	$14,119	$76,123
Program 41	**Nuclear Power**	**NUC**	**Nuclear Mwe**					
Program 49	**Coal Combustion Product Management**	**ENV**	**COAL MWe**	**$35,385**	**$521,251**	**$48.77**		**$69,367**
PS49A	Coal Combustion Products - Environmental Issues	ENV	"	$26,539	$390,938	$36.58		$52,025
PS49B	By-Product Use and Recycling	ENV	"	$8,846	$130,313	$12.19		$17,342
Program 51	**Transmission and Distribution: Environmental Issues**	**ENV**	**TRANS MWe + DIST GWH**	**$34,754**	**$415,121**	**$4.10**		**$96,975**
Program 54	**Fish Protection**	**ENV**	**Total Generation Capacity MWe**	**$24,770**	**$543,971**	**$17.96**		**$90,182**
Program 55	**Water Availability and Ecological Risk**	**ENV**	**TOTAL Mwe + Trans Mwe + 50%Dist GWh**	**$40,000**	**$373,877**	**$4.75**		**$90,182**
Program 60	**Electric and Magnetic Fields and Radio-Frequency Health Assessmer**	**ENV**	**DIST GWh + 25% Trans Mwe**	**$60,000**	**$704,020**	**$9.41**		**$110,343**
PS60A	EMF and RF Health Assessment: Community and Residential Studie	ENV	"	$39,000	$457,613	$6.12		$71,723
PS60B	EMF and RF Health Assessment: Occupational Studies	ENV	"	$21,000	$246,407	$3.29		$38,620
Program 62	**Occupational Health and Safety**	**ENV**	**DIST GWH**	**$28,430**	**$215,750**	**$2.99**		**$85,292**
Program 63	**Boiler Life and Availability Improvement**	**GEN**	**NNNH/NRen Mwe**	**$22,853**	**$333,584**	**$24.02**		**$74,333**
Program 64	**Boiler and Turbine Steam and Cycle Chemistry**	**GEN**	**NNNH/NRen MWe**	**$35,579**	**$245,194**	**$14.44**		**$140,387**
Program 65	**Steam Turbines - Generators and Auxiliary Systems**	**GEN**	**NH/NRen MWe**	**$26,283**	**$443,527**	**$19.07**		**$225,010**
Program 66	**Fossil Fleet for Tomorrow**	**GEN**	**COAL Mwe -- SUM**	**$146,018**	**$624,958**	**$50.81**		**$146,018**
PS66A	Advanced Technology Evaluations	GEN	"	$73,009	$262,833	$33.29		$73,009
PS66B	Advanced Technology Development	GEN	"	$73,009	$362,126	$17.52		$73,009
Program 68	**Instrumentation, Controls and Automation**	**GEN**	**NNNH/NRen MWe**	**$56,619**	**$158,988**	**$18.12**		**$79,816**

EPRI 2019 Portfolio Price Bases

Program 69	**Maintenance Management and Technology**	**GEN**	**NNNH/NRen MWe**	**$56,597**	**$174,518**	**$38.47**		**$125,023**
Program 71	**Combustion and Fuel Quality Impacts**	**GEN**	**COAL MWe**	**$39,733**	**$374,817**	**$36.41**		**$120,589**
PS71A	Combustion and Fuel Impacts on Boiler Tube Life	GEN	"	$21,853	$206,149	$20.03		$66,324
PS71B	Cost-Effective Emissions Control via Combustion Modifications	GEN	"	$21,853	$206,149	$20.03		$66,324
Program 75	**Integrated Environmental Controls**	**GEN**	**COAL MWe**	**$268,354**	**$1,184,720**	**$118.34**		**$272,437**
PS75A	Particulate and Opacity Control	GEN	"	$57,696	$254,715	$25.44		$58,574
PS75B	Air Toxics and Acid Gases Control	GEN	"	$129,078	$569,850	$56.92		$131,042
PS75C	SCR Performance Optimization	GEN	"	$81,580	$360,155	$35.97		$82,821
Program 77	**Continuous Emissions Monitoring**	**GEN**	**COAL MWe**	**$26,206**	**$131,028**	**$23.58**		**$43,239**
Program 79	**Combined Cycle Turbomachinery**	**GEN**	**CT/CC MWe**	**$55,493**	**$374,021**	**$134.29**		**$151,911**
Program 87	**Materials and Repair**	**GEN**	**NNNH/NRen MWe**	**$22,788**	**$221,755**	**$21.63**		**$67,899**
Program 88	**Combined Cycle HRSG and Balance of Plant**	**GEN**	**CT/CC MWe**	**$45,173**	**$130,877**	**$29.22**	**$40,158**	**$45,173**
Program 94	**Energy Storage and Distributed Generation**	**PDU**	**DIST GWH**	**$118,162**	**$310,567**	**$3.05**	**$59,081**	**$240,000**
PS94A	Strategic Intelligence and Industry Collaboration	PDU	"	$17,724	$46,585	$0.46	$8,862	$36,000
PS94B	Technology, Analysis and Deployment	PDU	"	$30,368	$79,816	$0.78	$15,184	$61,680
PS94C	Distribution Energy Storage	PDU	"	$30,368	$79,816	$0.78	$15,184	$61,680
PS94D	Transmission and Bulk Energy Storage	PDU	"	$30,368	$79,816	$0.78	$15,184	$61,680
PS94E	Customer Energy Storage	PDU	"	$30,368	$79,816	$0.78	$15,184	$61,680
PS94G	Distributed Generation and Microgrids	PDU	"	$30,368	$79,816	$0.78	$15,184	$61,680
Program 104	**Balance of Plant Systems and Equipment**	**GEN**	**NNNH/NRen MWe**	**$26,283**	**$126,159**	**$7.36**		**$63,079**
Program 108	**Operations Management and Technology**	**GEN**	**NNNH/NRen MWe**	**$66,341**	**$197,287**	**$16.05**		**$98,643**
Program 161	**Information and Communication Technology**	**PDU**	**TRANS MWe and DIST GWH**	**$105,122**	**$509,555**	**$6.19**	**$45,252**	**$216,561**
PS161A	Emerging Technologies and Technology Transfer	PDU	"	$11,183	$54,208	$0.66	$4,814	$23,038
PS161B	Applied Information and Communication Technology forTransmissi	PDU	"	$19,571	$94,864	$1.15	$8,425	$40,317
PS161C	Applied Information and Communication Technology for Distributi	PDU	"	$19,571	$94,864	$1.15	$8,425	$40,317
PS161D	Applied Information and Communication Technology for Distribute	PDU	"	$20,503	$99,381	$1.21	$8,826	$42,237
PS161E	Enterprise Architecture and Integration	PDU	"	$20,503	$99,381	$1.21	$8,826	$42,237
PS161F	Advanced Metering Systems	PDU	"	$20,503	$99,381	$1.21	$8,826	$42,237
PS161G	Telecommunications	PDU	"	$19,571	$94,864	$1.15	$8,425	$40,317
Program 165	**CO2 Capture, Utilization and Storage**	**GEN**	**COAL MWe**	**$63,133**	**$366,963**	**$39.06**		**$182,971**
Program 170	**End-Use Energy Efficiency and Demand Response**	**PDU**	**DIST GWH**	**$73,646**	**$349,817**	**$5.82**	**-$2**	**$190,809**
PS170A	Energy Analytics & Market Insights	PDU	"	$27,986	$132,930	$2.21	-$1	$72,507
PS170B	Demand Response Systems	PDU	"	$27,986	$132,930	$2.21	-$1	$72,507
PS170C	Energy Efficient Technologies	PDU	"	$27,986	$132,930	$2.21	-$1	$72,507
PS170D	Technology Transfer	PDU	"	$4,419	$20,989	$0.35	$0	$11,449
Program 173	**Bulk Power System Integration of Variable Generation**	**PDU**	**TRANS MWe**	**$83,079**	**$361,214**	**$10.45**	**$40,815**	**$169,373**
PS173A	System Planning Methods, Tools, and Analytics	PDU	"	$33,232	$144,486	$4.18	$16,326	$67,749
PS173B	System Operations Methods, Tools, and Analytics	PDU	"	$33,232	$144,486	$4.18	$16,326	$67,749
PS173C	Flexibility and Resource Adequacy for System Planning	PDU	"	$33,232	$144,486	$4.18	$16,326	$67,749
PS173D	Technology Transfer for Bulk System VG Integration	PDU	"	$4,154	$18,061	$0.52	$2,041	$8,469
Program 174	**Integration of Distributed Energy Resources**	**PDU**	**DIST GWH**	**$66,223**	**$315,000**	**$4.65**	**$5,257**	**$183,617**
PS174A	Modeling and Simulation of DER	PDU	"	$18,410	$87,570	$1.29	$1,461	$51,046
PS174B	Smart Inverters and Grid Supportive Devices	PDU	"	$18,410	$87,570	$1.29	$1,461	$51,046
PS174C	DERMS and Microgrid Integration	PDU	"	$18,410	$87,570	$1.29	$1,461	$51,046
PS174D	Practices, Economics and Programs	PDU	"	$18,410	$87,570	$1.29	$1,461	$51,046
PS174E	Technology Transfer and Industry Engagement	PDU	"	$9,198	$43,753	$0.65	$730	$25,504
Program 178	**Integrated Energy Planning, Market Analysis, and Technology Asses**	**ENV**	**NNNH MWe**	**$81,195**	**$378,906**	**$118.30**		**$110,986**
PS178A	Technology Cost and Performance	ENV	"	$44,657	$208,398	$65.06		$61,042
PS178B	Integrated Energy System Planning and Market Analysis	ENV	"	$36,538	$170,508	$53.23		$49,944
Program 180	**Distribution Systems**	**PDU**	**DIST GWH**	**$143,000**	**$490,000**	**$4.65**	**$70,000**	**$316,500**
P180.001	Overhead Assets	PDU	"	$37,180	$127,400	$1.21	$18,200	$82,290
P180.002	Underground Assets	PDU	"	$28,600	$98,000	$0.93	$14,000	$63,300
P180.003	Distribution Automation Assets	PDU	"	$38,610	$132,300	$1.25	$18,900	$85,455
P180.004	Safety	PDU	"	$24,310	$83,300	$0.79	$11,900	$53,805
P180.005	Asset & Reliability Analytics	PDU	"	$30,030	$102,900	$0.98	$14,700	$66,465
Program 182	**Understanding Electric Utility Customers**	**PDU**	**DIST GWH**	**$49,412**	**$170,314**	**$1.66**	**$3,764**	**$121,968**
Program 183	**Cyber Security**	**PDU**	**TRANS MWe and DIST GWH**	**$60,202**	**$296,476**	**$2.14**	**$53,366**	**$207,533**
Program 185	**Water Management Technology**	**GEN**	**100% COAL MWe+30% CT/CC MWe+20% NPG MWe**	**$60,336**	**$422,349**	**$30.17**		**$210,792**
Program 193	**Renewable Generation**	**GEN**	**SUM**	**$346,992**	**$516,215**	**$0.00**		**$361,914**
PS193A	Renewables Technology Status, Cost and Performance	GEN	FIXED	$109,644	$109,644	$0.00		$109,644
PS193B	Wind Power	GEN	FIXED	$109,644	$109,644	$0.00		$109,644
PS193C	Solar	GEN	FIXED	$109,644	$109,644	$0.00		$109,644
PS193D	Hydropower	GEN	HYDRO Mwe	$18,061	$187,284	$113.19		$32,984
Program 194	**Heat Rate Improvement**	**GEN**	**NNNH/NRen - 25% CT/CC**	**$22,052**	**$208,024**	**$13.32**		**$104,005**
Program 195	**Endangered and Protected Species**	**ENV**	**TOTAL Mwe+Trans**	**$27,746**	**$210,873**	**$8.47**		**$27,746**
Program 196	**Water Quality**	**ENV**	**NH MWe**	**$43,912**	**$662,844**	**$37.56**		**$112,064**
PS196A	Water Quality Assessment	ENV	"	$24,227	$365,700	$20.72		$61,827
PS196B	Effluent Guidelines and Plant Wastewater Monitoring	ENV	"	$19,685	$297,144	$16.84		$50,237
Program 197	**Environmental Aspects of Fueled Distributed Generation and Energy**	**ENV**	**TRANS MWe + DIST GWH**	**$30,621**	**$175,000**	**$3.67**		**$53,500**
PS197A	Environmental Aspects of Fueled Distributed Generation	ENV	"	$15,310	$87,500	$1.84		$26,750
PS197B	Environmental Aspects of Energy Storage	ENV	"	$15,310	$87,500	$1.84		$26,750
Program 198	**Strategic Sustainability Science**	**ENV**	**TOTAL Mwe + Trans Mwe + Dist GWh**	**$40,828**	**$76,552**	**$3.57**		**$40,828**
Program 199	**Electrification for Customer Productivity**	**PDU**	**DIST GWH**	**$98,388**	**$245,969**	**$2.05**	**$37,268**	**$150,314**
Program 200	**Distribution Operations and Planning**	**PDU**	**DIST GWH**	**$61,576**	**$290,989**	**$2.29**	**$30,000**	**$169,180**
PS200A	Tech Transfer and Industry Collaboration	PDU	"	$9,791	$46,267	$0.36	$4,770	$26,900
PS200B	Planning	PDU	"	$21,552	$101,846	$0.80	$10,500	$59,213
PS200C	Operations	PDU	"	$21,552	$101,846	$0.80	$10,500	$59,213
PS200D	Protection	PDU	"	$16,133	$76,239	$0.60	$7,860	$44,325
PS200E	Modeling and Simulation for Distribution Resources	PDU	"	$16,133	$76,239	$0.60	$7,860	$44,325
Program 201	**Energy, Environmental, and Climate Policy Analysis**	**ENV**	**NNNH MWe**	**$66,924**	**$939,181**	**$92.10**		**$245,719**
PS201A	Energy & Environmental Analysis Core Capabilities	ENV	"	$9,369	$131,485	$12.89		$34,401
PS201B	U.S. Energy and Environmental Analysis and Company Strategy	ENV	"	$18,739	$262,971	$25.79		$68,801
PS201C	Emerging Technologies Analysis: Drivers and Impacts	ENV	"	$15,393	$216,012	$21.18		$56,515
PS201D	Economy-Wide Analysis and Electrification	ENV	"	$15,393	$216,012	$21.18		$56,515
PS201E	Global Policy and Market Analysis	ENV	"	$8,031	$112,702	$11.05		$29,486
Program 203	**Air Quality and Multimedia Characterization, Assessment and Healt**	**ENV**	**95%COAL MWe + 5%CT/CC Mwe -- SUM**	**$86,396**	**$1,615,712**	**$136.39**		**$236,060**
PS203A	Air Pollutants and Toxics: Assessments and Models	ENV	"	$29,052	$560,291	$46.44		$103,884
PS203B	Air Pollutants and Toxics: Health Effects	ENV	"	$29,052	$560,291	$44.98		$103,884
PS203C	Power Plant Multimedia Emissions Characterization	ENV	"	$28,292	$495,130	$44.97		$103,884
Program 204	**Advanced Buildings**	**PDU**	**DIST GWH**	**$50,463**	**$126,159**	**$5.82**	**-$2**	**$126,159**

NOTE 1: Constant "b" applied in equation PRICE = $/Metric x Metric b (result bounded by floor and ceiling prices)

NRECA'S BUSINESS & TECHNOLOGY STRATEGIES (BTS)

Seven Key Issue Work Groups



www.nreca.coop/BTSgroup

NRECA
A Touchstone Energy® Cooperative

NRECA'S BUSINESS & TECHNOLOGY STRATEGIES (BTS)

NRECA's BTS business unit provides actionable guidance regarding opportunities and challenges facing our industry to support co-op decision-making, solutions application, and affordable and reliable electrical power. BTS is comprised of NRECA's Energy and Power Division, the Cooperative Research Network, and the Strategic and Economic Analysis teams. To best address the business and technology challenges facing cooperatives today, BTS has established seven work groups around key issues. This allows BTS to provide key information to electric cooperatives on current and future trends affecting operations, technology planning, consumer expectations, and regulatory and policy drivers.

Generation, Environment & Carbon (G/E/C)

The G/E/C work group provides resources and tools that prepare co-ops for the future and help keep generation assets in the game. The process is focused on ensuring cost-effective power supply for electric cooperatives, while facilitating compliance with environmental regulations. This is done through the collection of data, monitoring of technologies and research that reduce costs and environmental impact of existing assets. The data collected and ensuing research is meant to support members of the electric co-op community on issues related to fossil and nuclear generation and fuels, environmental compliance and carbon mitigation, capture, sequestration and utilization.

Renewables & Distributed Generation (RE/DG)

The RE/DG work group delivers tools and products that provide guidance in renewables, energy storage, and distributed generation adoption and deployment by building and maintaining an advanced business and technical knowledge base through partnerships and focused research. The unique role of this work group, together with other internal and external stakeholders, helps co-ops understand the pitfalls and opportunities, and engages the co-op communities around the issues of renewables, energy storage and distributed generation. Ultimately, these resources and tools enable electric co-ops to be industry leaders in renewables by making intelligent and responsible investments in renewable technologies that affect their future growth.

Transmission & Distribution (T&D)

Extending the useful life of existing infrastructure, maintaining system reliability, and leveraging advanced technologies pose increasing challenges for all distribution co-ops. Through the years, co-ops have shown a talent for cost-effective improvements and practical solutions to these current problems. These are the areas of focus for the T&D work group. This work group provides direct support to RUS' engineering and standards efforts for the benefit of all co-ops. This work group also supports and influences other key standards bodies, such as the National Electrical Safety Code (NESC). It also produces research in collaboration with industry partners such as the Electric Power Research Institute (EPRI) and national laboratories.

End Use/Energy Efficiency (EU/EE)

Recognizing the need for enhanced coordination around energy efficiency among the cooperative communities, the EU/EE work group was established to identify current and future research, analysis, and partnerships required to effectively provide prompt technical support to NRECA membership on issues related to end-use energy efficiency. More specifically, members will benefit from services that address government regulations (such as the evolving EPA greenhouse gas rulemaking), assess effective and scalable end-use efficiency programs, collect data and perform analysis efforts including industry surveys, governmental reporting information, and participation in evaluation, measurement and verification (EM&V) protocol development and adoption.

Cyber Security (CS)

The proliferation of communications channels on the grid and the rising sophistication of cyber-attacks has substantially increased vulnerability to malicious intrusion, data theft, lost productivity and, potentially, service disruption. All co-ops, regardless of size, need to take ongoing steps to ensure the security of their data and connected hardware. The Cyber Security work group has identified three major drivers: Protecting sensitive customer data; Reliability; and Productivity. This work group supports co-ops not only with the implementation and management of Smart Grid devices, but it also provides assistance with systems audits, risk assessment, monitoring effectiveness, and organizational support.

Resource Adequacy & Markets (RA/M)

To address electric co-ops' challenges to new or changing regulatory proposals as well as evolving markets/economics issues, the RA/M work group was established to help co-ops with sound financial management decisions and to protect the electric co-op industry interests. This work group's main focus is to analyze current and evolving resource adequacy and market issues and initiatives, and to monitor regulatory and legislative issues through collaboration with NRECA and external groups in support of overall policy objectives. Additionally, the RA/M work group educates members on RTO/ISO market and reliability developments and initiatives affecting resource adequacy and pricing.

Analytics, Resiliency & Reliability (A/R/R)

Data and reliability issues present both challenges and opportunities for electric utility co-ops. Opportunities in predictive analytics to better understand, manage, and forecast energy use gave rise to this work group which focuses on current and future data and research required to provide prompt technical support to the NRECA membership. Specifically focused toward the electric co-op community, A/R/R products and services include: development and maintenance of a portfolio of energy analytics products and services; collection and analysis of data; and provision of additional products and services in the areas of the EPA GHG rulemaking, data collection, IT architecture, sensors, and energy markets.

A SELECTION OF BTS PRODUCTS AND SERVICES

Smart Grid

NRECA-DOE Smart Grid Demonstration – Multi-departmental effort led by CRN
A host of research studies, lessons learned, and new tools developed through Smart Grid deployments at 23 electric cooperatives. The demonstration showcases where and how advances in technology offer benefit to co-op consumer members.

Analytics, Resiliency, & Reliability

The Open Modeling Framework (OMF)
An online tool that enables utilities to model the impact of new technologies on a distribution system to evaluate costs and benefits. It currently features models for conservation voltage reduction, smart feeder switching, and evaluating penetration levels of rooftop solar. Developed as part of the NRECA-DOE Smart Grid Demonstration – CRN

Affordable Electricity and Economic Development
In-depth analysis on the role of affordable electricity and rural economic development – S/EA

Cyber Security

Essence Cyber Security Prototype
This DOE-funded project will produce a prototype security appliance and system which will be offered to multiple companies who can produce a commercial product or integrate the Essence security technology into a commercial security product. NRECA has partnered in this effort with Pacific Northwest National Laboratory, Carnegie Mellon University, and Honeywell – CRN

Cyber Security Plan Template
Create and promote use of NRECA's cyber security guidance documents. Developed as part of the NRECA-DOE Smart Grid Demonstration – CRN

MultiSpeak® Cyber Security Extensions
NRECA developed cyber security extensions for the MultiSpeak Specification. Developed as part of the NRECA-DOE Smart Grid Demonstration – E&P, CRN

End Use/Energy Efficiency

Water heater efficiency standards
Support, research and multi-stakeholder engagement – E&P

Consumer Feedback Pilot
Test the ease of deployment, consumer acceptance and accuracy of one emerging residential energy usage feedback tool – CRN

Generation, Environment & Carbon

EPA existing plant GHG rulemaking
Plant efficiency evaluation – E&P

Natural gas ramp up and market affect – S/EA, E&P

Carbon Capture and Utilization Technologies
Evaluate technologies providing incremental reductions of CO_2 plus Carbon Capture and Utilization (CCU). Partnership with a Wyoming Integrated Test Center - Carbon (ITC-C)

Renewables & Distributed Generation

NRECA-DOE utility scale solar PV – NRECA, CFC, NRCO, Federated
Tools to enhance co-ops' ability to design, finance, deploy and operate utility-scale solar PV systems

Resource Adequacy & Markets

Projected Generation Capacity Changes
Research and analysis to support NRECA actions addressing regulatory initiatives threatening resource adequacy and efficient markets – E&P, S/EA

Transmission & Distribution

Telecommunications Guide
Guidance document for business and technical approaches – CRN, E&P

IEEE 1547 Working Group
Co-op representation for the standard for interconnection of distributed energy resources – E&P

NRECA®
A Touchstone Energy® Cooperative

For detailed information on workgroup products & services, go to
www.nreca.coop/BTSgroup

EAST KENTUCKY POWER COOPERATIVE, INC.
PSC CASE NO. 2021-00103
FIRST REQUEST FOR INFORMATION RESPONSE

COMMISSION STAFF'S FIRST REQUEST FOR INFORMATION DATED 3/4/21
REQUEST 39
RESPONSIBLE PERSON: **Isaac S. Scott**
COMPANY: **East Kentucky Power Cooperative, Inc.**

Request 39. Provide a running total of the following information concerning the cost of preparing this case:

Request 39a. A detailed schedule of expenses incurred to date for the following categories: For each category, the schedule should include the date of each transaction, check number or other document reference, the vendor, the hours worked, the rates per hour, amount, a description of the services performed, and the account number in which the expenditure was recorded. Provide copies of any invoices, contracts, or other documentation that support charges incurred in the preparation of this rate case. Indicate any costs incurred for this case that occurred during the test year.

(1) Accounting;
(2) Engineering;
(3) Legal; and
(4) Consultants; and Other Expenses (Identify separately).

<u>Response 39a.</u> Please see the schedule provided on page 5 of this response and the corresponding Excel spreadsheet *PSC DR1 Response 39a.xlsx*. Also included on pages 6 through 104 of this response are applicable invoices, contracts, and other supporting documentation. None of rate case expenses were occurred during the test year.

In previous owner-member flow-through filings, EKPC and the owner-members provided notice of the flow-through filings utilizing the Kentucky Electric Cooperatives' trade magazine *Kentucky Living*. However, for the current flow-through filings, the publication deadlines for notices could not be met and the notices reach retail members by the required dates. In addition, some of the owner-members no longer provide *Kentucky Living* on a monthly cycle. Further, a number of retail members have opted not to receive *Kentucky Living*. Therefore, even if the publication deadlines could have been met, EKPC and the owner-members would have been looking at individual direct mailings to satisfy the notice requirements.

As the trade magazine option was not available in this case, notice requirements would have to be satisfied running advertisements in local newspapers of general circulation. As discussed in Exhibit 13 of the Application, the direct testimony of Isaac S. Scott, page 31, EKPC has agreed to pay for the cost of publishing these notices. Based on a review of other recent owner-member rate case filings, EKPC had estimated the costs of these notices at $160,000. When the various owner-member rate notices were provided to the local newspapers, EKPC was not aware that the Kentucky Press Association and its affiliated newspapers would require the notices to be run as full page

advertisements. Consequently, as documented by the attached invoices from the Kentucky Press Service, Inc., the total cost for these notices, including discounts provided by most of the newspapers, came to $356,083.

Request 39b. An itemized estimate of the total cost to be incurred for this case. Expenses should be broken down into the same categories as identified in (a) above, with an estimate of the hours to be worked and the rates per hour. Include a detailed explanation of how the estimate was determined, along with all supporting work papers and calculations.

Response 39b. The estimated total costs for the rate case was included in the Application in Exhibit 13, the direct testimony of Isaac S. Scott, Exhibit ISS-1, Schedule 1.27. The table below organizes the estimated total costs using the categories identified in Request 39a.

Category	Amount	Hours to be Worked	Rates per Hour
Accounting	$0	N/A	N/A
Engineering	$0	N/A	N/A
Legal	$215,000	Not estimated	$225 to $325
Consultants			
Depreciation Study	$100,000	Not estimated	$120 to $285
Cost of Service Study	$125,000	Not estimated	Not stated
Owner-Member Flow-Through Filings	$320,000	Not estimated	$200
Other Expenses			
Advertising	$30,000	N/A	N/A
Legal Notices, Owner-Member Flow-Through	$160,000	N/A	N/A
Supplies, Materials, and Miscellaneous	$10,000	N/A	N/A
Total Estimated Rate Case Expenses	$960,000		

The estimated rate case expenses associated with Legal and Consultants were not developed utilizing an estimate of hours to be worked or the expected hourly rates. These estimates were developed based on a review of other similar rate case expense items and informal discussions with the service providers. Further, the cost of service study was quoted as a total dollar cost. The original total quote for the cost of service study work was $89,000; however, for estimate purposes the total was increased in anticipation of additional analysis to be performed. The original quote for the depreciation study work was $40,000, but did not include possible costs associated with data request responses or additional analysis. To cover this possibility, the estimate for the rate case expense was increased to $100,000. EKPC is paying the costs of the owner-members' pass through cases as well and the original legal expense included in EKPC's Application did not account for that expense.

Request 39c. Provide monthly updates of the actual costs incurred in conjunction with this rate case, reported in the manner requested in (a) above. Updates will be due when the utility files its monthly financial statements with the Commission, through the month of the public hearing.

Response 39c. EKPC will provide the requested monthly updates of the actual costs incurred in conjunction with the rate case.

PSC DR1 Response 39a.xlsx

East Kentucky Power Cooperative, Inc.
Case No. 2021-00103
Request 39a - Rate Case Expenses Incurred Thru March 31, 2021

Invoice Date	Acctg Date	Voucher	Invoice Number	Supplier	Description	Amount	Account	Dept	Hours	Hourly Rates	PO No.	Receipt No	Check #
Accounting													
				None		$0.00							
Engineering													
				None		$0.00							
Legal													
12/5/2020	12/31/2020	00690365	5231	Goss Samford PLLC	11/20 Base Rate Case - Professional Services	$420.00	923001	075	1.4	$300			294407
12/29/2020	12/31/2020	00690335	5265	Goss Samford PLLC	12/20 Base Rate Case - Professional Services	$3,795.00	923001	075	13.9	$225; $300			294407
3/8/2021	3/24/2021	00697253	5418	Goss Samford PLLC	2/21 Base Rate Case - Professional Services	$19,882.55	923001	075	73.2	$225; $300; $325			296680
	Total Legal					$24,097.55							
Consultants - EKPC													
Depreciation Study													
8/31/2020	12/31/2020	00690829	0673795443JV	Gannett Fleming Valuation & Rate Consultants, LLC	Depreciation Study Thru 7/31/20	$660.00	923001	026	3.5	$120; $280			292422
12/28/2020	12/31/2020	00691126	0673795736	Gannett Fleming Valuation & Rate Consultants, LLC	Depreciation Study 10/24-11/27	$12,150.00	923001	026	72.5	$120; $170; $180; $280			296494
1/11/2021	12/31/2020	00691127	0673795803	Gannett Fleming Valuation & Rate Consultants, LLC	Depreciation Study	$11,830.00	923001	026	60.0	$120; $170; $280			296494
2/17/2021	2/24/2021	00694580	0673795901	Gannett Fleming Valuation & Rate Consultants, LLC	Depreciation Study 1/2-1/29/21	$6,992.50	923001	026	36.0	$120; $170; $180; $285			295847
3/22/2021	3/31/2021	00698530	067379111555	Gannett Fleming Valuation & Rate Consultants, LLC	Feb 2021 Depreciation Study	$5,412.50	923001	026	28.0	$120; $170; $285			
	Total Depreciation Study					$37,045.00							
Cost of Service Study													
5/18/2020	12/31/2020	00690825	9033565JV	Power System Engineering Inc.	Cost of Services Study and Rate Design Services	$1,500.00	921000	073	6.0	See Note below			288855
6/11/2020	12/31/2020	00690824	9033853JV	Power System Engineering Inc.	Cost of Services Study and Rate Design Services	$7,830.00	921000	073	24.0	See Note below			288855
7/14/2020	12/31/2020	00690823	9034230JV	Power System Engineering Inc.	Cost of Services Study and Rate Design Services	$8,280.00	921000	073	46.0	See Note below			289513
8/14/2020	12/31/2020	00690826	9034488JV	Power System Engineering Inc.	Cost of Services Study and Rate Design Services	$7,670.00	921000	073	39.5	See Note below			290534
9/9/2020	12/31/2020	00690827	9034772JV	Power System Engineering Inc.	Cost of Services Study and Rate Design Services	$2,335.00	921000	073	10.25	See Note below			291377
11/10/2020	12/31/2020	00690828	9035415JV	Power System Engineering Inc.	Cost of Services Study and Rate Design Services	$5,550.00	921000	073	28.5	See Note below			293136
2/8/2021	2/9/2021	00693522	9036319	Power System Engineering Inc.	Cost of Services Study and Rate Design Services	$13,097.50	921000	073	63.5	See Note below	0000140300	0000311646	295913
	Total Cost of Service Study					$46,262.50							
	Total Consultants - EKPC					$83,307.50							
Consultants - Owner-Member Flow-Through Filings													
2/1/2021	2/11/2021	00693797	210108	Catalyst Consulting LLC	Prepare Owner Members' Flow-Through Rate Filings	$2,000.00	921000	073	10.0	$200	0000146536	0000311796	296887
3/1/2021	3/5/2021	00695726	210207	Catalyst Consulting LLC	Prepare Owner Members' Flow-Through Rate Filings	$6,100.00	921000	073	30.5	$200	0000146536	0000312761	
	Total Consultants - Owner-Member Flow-Through Filings					$8,100.00							
Other Expenses													
Owner-Member Legal Notices													
3/31/2021	3/31/2021	00698558	21034EB0	Kentucky Press Service Inc.	3/21 Member Notices	$7,436.91	921000	073	N/A	$5.38 - $13.40			
3/31/2021	3/31/2021	00698559	21034EB1	Kentucky Press Service Inc.	3/21 Member Notices	$50,301.09	921000	073	N/A	$6.00 - $66.32			
3/31/2021	3/31/2021	00698560	21034EC0	Kentucky Press Service Inc.	3/21 Member Notices	$16,818.62	921000	073	N/A	$2.00 - $66.32			
3/31/2021	3/31/2021	00698561	21034EC1	Kentucky Press Service Inc.	3/21 Member Notices	$23,178.02	921000	073	N/A	$6.00 - $40.53			
3/31/2021	3/31/2021	00698562	21034EF0	Kentucky Press Service Inc.	3/21 Member Notices	$12,210.48	921000	073	N/A	$5.12 - $13.40			
3/31/2021	3/31/2021	00698563	21034EF1	Kentucky Press Service Inc.	3/21 Member Notices	$10,527.98	921000	073	N/A	$4.44 - $24.02			
3/31/2021	3/31/2021	00698564	21034EG0	Kentucky Press Service Inc.	3/21 Member Notices	$13,292.49	921000	073	N/A	$4.00 - $13.94			
3/31/2021	3/31/2021	00698565	21034EI0	Kentucky Press Service Inc.	3/21 Member Notices	$21,600.28	921000	073	N/A	$7.25 - $17.78			
3/31/2021	3/31/2021	00698566	21034EJ0	Kentucky Press Service Inc.	3/21 Member Notices	$17,920.90	921000	073	N/A	$6.33 - $15.20			
3/31/2021	3/31/2021	00698567	21034EL0	Kentucky Press Service Inc.	3/21 Member Notices	$5,089.80	921000	073	N/A	$4,94 - $8.86			
3/31/2021	3/31/2021	00698568	21034EN0	Kentucky Press Service Inc.	3/21 Member Notices	$18,135.75	921000	073	N/A	$5.12 - $25.04			
3/31/2021	3/31/2021	00698569	21034EO0	Kentucky Press Service Inc.	3/21 Member Notices	$24,032.85	921000	073	N/A	$6.60 - $21.00			
3/31/2021	3/31/2021	00698570	21034ES1	Kentucky Press Service Inc.	3/21 Member Notices	$64,759.62	921000	073	N/A	$8.00 - $181.76			
3/31/2021	3/31/2021	00698571	21034ES0	Kentucky Press Service Inc.	3/21 Member Notices	$37,611.68	921000	073	N/A	$7.76 - $181.76			
3/31/2021	3/31/2021	00698572	21034ES2	Kentucky Press Service Inc.	3/21 Member Notices	$21,465.66	921000	073	N/A	$3.50 - $15.20			
3/31/2021	3/31/2021	00698573	21034ET0	Kentucky Press Service Inc.	3/21 Member Notices	$11,701.07	921000	073	N/A	$6.83 - $13.40			
	Total Other Expenses - Owner-Member Legal Notices					$356,083.20							
	Total Rate Case Expenses through March 31, 2021					$471,588.25							

Notes: The services from Power System Engineering, Inc. were stated as a total contract amount. Thus, hourly rates are not available.
The range of rates shown for the Kentucky Press Service, Inc. reflect stated rates per square inch of ad space.

20860
490365
1/6

Goss Samford, PLLC
Suite B-325
2365 Harrodsburg Road
Lexington, KY 40504
Telephone: 859-368-7740

December 05, 2020
Invoice No. 5231

Mr. David A. Smart, General Counsel
East Kentucky Power Cooperative
P. O. Box 707
4775 Lexingon Road
Winchester, KY 40392-0707

Client Number: 4000 East Kentucky Power Cooperative, Inc.
Matter 0021 EKPC - 2021 Base Rate Case
For Services Rendered Through 11/30/2020.

Fees

Date	Timekeeper	Description	Hours	Amount
11/12/2020	DSS	Telephone conference with J. Settles re regulatory notice requirements for a base rate case filing; review email and attachment re same.	0.20	$60.00
11/13/2020	DSS	Review notice requirements; comment on document re same; email exchange with J. Settles re notice requirements.	1.00	$300.00
11/17/2020	DSS	Telephone conference with P. Woods re rate matters.	0.20	$60.00
		Billable Hours / Fees:	**1.40**	**$420.00**

Timekeeper Summary

Timekeeper DSS worked 1.40 hours at $300.00 per hour, totaling $420.00.

Continued On Next Page

Client Number: 4000
Matter Number: 0021

12/5/2020
Page: 2

Current Invoice Summary

Prior Balance:	$0.00
Payments Received:	$0.00
Unpaid Prior Balance:	$0.00
Current Fees:	$420.00
Advanced Costs:	$0.00
TOTAL AMOUNT DUE:	$420.00

A0252

DATE 12-21-2020
G.C. 075-4800-~~A0160~~ PSC/REG
W.O.
APPROVED

1/4/~~2020~~ 2021

20860
690335
1/8

Goss Samford, PLLC
Suite B-325
2365 Harrodsburg Road
Lexington, KY 40504
Telephone: 859-368-7740

December 29, 2020
Invoice No. 5265

Mr. David A. Smart, General Counsel
East Kentucky Power Cooperative
P. O. Box 707
4775 Lexingon Road
Winchester, KY 40392-0707

Client Number: 4000 East Kentucky Power Cooperative, Inc.
Matter 0021 EKPC - 2021 Base Rate Case
For Services Rendered Through 12/29/2020.

Fees

Date	Timekeeper	Description	Hours	Amount
12/11/2020	DSS	Telephone conference with A. Bridges re project status.	0.10	$30.00
12/16/2020	DSS	Review email from J. Settles re notice.	0.10	$30.00
12/18/2020	DSS	Conference with P. Woods to discuss rate case kick-off discussion.	0.10	$30.00
12/21/2020	DSS	Telephone conference with P. Woods and I. Scott to scope out rate case application and testimony.	1.00	$300.00
12/22/2020	DSS	Telephone conference with A. Bridges re rate case issues; review emails and documents re same.	1.00	$300.00
12/23/2020	DSS	Review document from P. Woods re the rate case outline; conference with project team; exchange messages with M. McNalley re the rate case; telephone conference with A. Bridges re same; coordinate research with A. Honaker.	2.20	$660.00
12/23/2020	LAH	Participate in conference with project team; conference with D. Samford re research need; begin research.	1.70	$382.50
12/24/2020	DSS	Review email from A. Bridges re pass through cases.	0.10	$30.00
12/27/2020	DSS	Review presentation from I. Scott on rate pass throughs; email exchange with A. Honaker re same.	0.80	$240.00

Continued On Next Page

Client Number: 4000
Matter Number: 0021

12/29/2020
Page: 2

12/27/2020	LAH	Review emails from D. Samford re presentation and other emails on pass throughs.	0.10	$22.50
12/28/2020	LAH	Complete initial research; create folder for documents to review; review presentation and emails on pass thoughts; exchange texts with D. Samford re same.	2.00	$450.00
12/28/2020	DSS	Exchange messages with A. Honaker re procedural matters.	0.10	$30.00
12/29/2020	LAH	Review documents from research folder re prior rate case filing to begin outline of Application for rate case.	1.20	$270.00
12/29/2020	DSS	Review research on rate case matters.	3.40	$1,020.00
		Billable Hours / Fees:	**13.90**	**$3,795.00**

Timekeeper Summary

Timekeeper DSS worked 8.90 hours at $300.00 per hour, totaling $2,670.00.

Timekeeper LAH worked 5.00 hours at $225.00 per hour, totaling $1,125.00.

Current Invoice Summary

Prior Balance:	$420.00
Payments Received:	$0.00
Unpaid Prior Balance:	$420.00 — in process
Current Fees:	$3,795.00
Advanced Costs:	$0.00
TOTAL AMOUNT DUE:	**$4,215.00**

A0252

DATE 12-30-2020
B.C. 075-4800-~~A0160~~ PSC/REG
W.O.
APPROVED
ASL. 1/4/2021

28860

3/24

699253

Goss Samford, PLLC
Suite B-325
2365 Harrodsburg Road
Lexington, KY 40504
Telephone: 859-368-7740

March 08, 2021
Invoice No. 5418

Mr. David A. Smart, General Counsel
East Kentucky Power Cooperative
P. O. Box 707
4775 Lexingon Road
Winchester, KY 40392-0707

Client Number: 4000 East Kentucky Power Cooperative, Inc.
Matter 0021 EKPC - 2021 Base Rate Case
For Services Rendered Through 2/28/2021.

Fees

Date	Timekeeper	Description	Hours	Amount
2/1/2021	DSS	Review email from I. Scott re tariff revisions.	0.10	$30.00
2/1/2021	DSS	Email exchange with J. Wolfram and R. Tolliver re the pass through cases.	0.20	$60.00
2/1/2021	LAH	Review email and attachments from I. Scott re tariff revisions.	0.40	$90.00
2/1/2021	MDG	Telephone communication with R. Tolliver, Cumberland Valley Electric matters needed in support of case; coordinate same with D. Samford.	0.30	$97.50
2/2/2021	LAH	Draft Notice of Intent and Notice of Use of Electronic Filing Procedures for two additional member cooperatives; update the eight previously drafted; conference with D. Samford re next steps.	1.00	$225.00
2/2/2021	DSS	Telephone conference with J. Settles re publication requirements.	0.10	$30.00
2/2/2021	DSS	Telephone conference with J. Settles re the publication requirements for Jackson Energy; review emails re same; review the administrative record from Jackson Energy's last rate case and KRS 424.120; provide response to J. Settles.	0.90	$270.00
2/2/2021	MDG	Telephone and email communication with M. Herrman re matters needed in support of case; coordinate same with D. Samford.	0.20	$65.00

Continued On Next Page

2/3/2021	DSS	Email exchange with A. Bridges and I. Scott re timeline for filing rate case and related issues.	0.20	$60.00
2/3/2021	DSS	Review email and attachment from P. Woods re cost savings measures adopted since list rate case.	0.30	$90.00
2/3/2021	LAH	Draft Notice of Intent and Notice of Use of Electronic Filing Procedures for additional member cooperative for pass-through rate case.	0.30	$67.50
2/3/2021	DSS	Review and edit draft tariff revisions and exchange emails with I. Scott re same.	1.40	$420.00
2/3/2021	LAH	Review emails from D. Samford and I. Scott re edits to tariff revisions; review revisions.	0.40	$90.00
2/4/2021	DSS	Email exchange with A. Bridges re the pass through cases.	0.20	$60.00
2/4/2021	DSS	Meeting with project team to discuss rate case status and tasks.	1.10	$330.00
2/4/2021	DSS	Review and analyze initial COSS report.	0.90	$270.00
2/4/2021	LAH	Meeting with project team to discuss rate case status and tasks.	1.10	$247.50
2/5/2021	DSS	Review email and attachment from P. Woods re additional cost savings measures.	0.40	$120.00
2/5/2021	LAH	Review documents from P. Woods re additional cost savings measures.	0.40	$90.00
2/5/2021	LAH	Review email and attachments from I. Scott re revised tariff.	0.40	$90.00
2/5/2021	DSS	Review email and attachments from P. Woods re draft testimony.	0.30	$90.00
2/8/2021	DSS	Review email and attachment from I. Scott re revised draft tariffs; respond to same; review additional email re the updated COSS.	0.60	$180.00
2/8/2021	DSS	Review emails from P. Woods re draft testimony.	0.10	$30.00
2/8/2021	LAH	Review emails from P. Woods.	0.10	$22.50
2/8/2021	LAH	Review email and attachment from I. Scott re revised draft tariffs; respond to same; review additional email re the updated COSS.	0.50	$112.50
2/9/2021	DSS	Review update on tariffs and COSS from I. Scott.	0.10	$30.00
2/9/2021	DSS	Email exchange with C. Wright, et al. re the pass-through cases.	0.10	$30.00
2/9/2021	DSS	Review the revised COSS and email from I. Scott re same.	0.70	$210.00
2/9/2021	LAH	Review email re the revised COSS from I. Scott.	0.70	$157.50

Continued On Next Page

Client Number: 4000
Matter Number: 0021

3/8/2021
Page: 3

2/10/2021	DSS	Review email and attachment from I. Scott re tariff revisions; comment on same; review email and attachment from A. Bridges re COSS; comment on same; review email from B. Kinney re rate strategy; make edits to draft application and draft testimony.	2.70	$810.00
2/10/2021	LAH	Review email and attachment from I. Scott; review email and attachment from A. Bridges re COSS; and other emails re same; review email from B. Kinney.	1.70	$382.50
2/11/2021	DSS	Review email and attachment from A. Bridges re presentation to CEOs.	0.20	$60.00
2/11/2021	DSS	Meeting with project team.	1.00	$300.00
2/11/2021	DSS	Email exchanges with various owner-member CEOs re the pass-through cases.	0.40	$120.00
2/11/2021	DSS	Review emails from J. Wolfram and A. Bridges re various pass-through considerations.	0.20	$60.00
2/11/2021	LAH	Meeting with project team.	1.00	$225.00
2/11/2021	LAH	Review draft presentation from A Bridges.	0.20	$45.00
2/12/2021	DSS	Email exchange with P. Woods re tariff question.	0.20	$60.00
2/12/2021	DSS	Email exchange with A. Bridges re pass-through cases.	0.10	$30.00
2/12/2021	DSS	Videoconference with owner-members to discuss rate case.	1.00	$300.00
2/12/2021	LAH	Video conference with owner-members to discuss rate case.	1.00	$225.00
2/13/2021	DSS	Email D. Smart and A. Bridges re rate case.	0.10	$30.00
2/13/2021	LAH	Exchange emails with D. Samford re reviewing emails from P. Woods re testimony; review emails and attachments re same; update P. Woods' testimony with additional information; forward new draft of testimony to D. Samford for review; review Exhibit cover pages prepared by P. Woods and attachments for Application; review and edit draft testimony for T. Campbell.	2.50	$562.50
2/15/2021	LAH	Complete Notice of Filing and Notice of Use of Electronic Procedures for the remaining member-cooperatives.	0.50	$112.50
2/15/2021	DSS	Review additional comments on the draft application and draft testimony; begin making additional revisions to same.	1.60	$480.00

Continued On Next Page

2/16/2021	DSS	Continue drafting and editing the application and direct testimony of P. Woods; forward draft testimony to P. Woods for review and comment; make revisions to the Notice of Electronic Filing and Notice of Intent; forward revised drafts for review and comment; prepare draft of testimony for S. Drake; email same for review, edits and and comment; edit and revise draft testimony for D. York; forward same to D. York, et al. for further review and comment; email T. Stachnick re draft testimony.	6.70	$2,010.00
2/16/2021	LAH	Review draft testimony of P. Woods; review current drafts of the Notice of Electronic Filing and Notice of Intent; review draft of testimony for S. Drake; review draft testimony for D. York; review emails from T. Stachnik re draft testimony; review draft Q & A for T. Stachnik testimony; review current draft of Application as forwarded by D. Samford.	3.40	$765.00
2/17/2021	DSS	Email exchanges with T. Stachnik and S. Drake re draft testimony; review revised outline of testimony for T. Stachnik and make edits to same; forward same for review and drafting.	0.60	$180.00
2/17/2021	DSS	Email exchange with J. Settles re the filing of pass-through notices.	0.10	$30.00
2/17/2021	DSS	Review and respond to email from I. Scott re the updated draft application.	0.10	$30.00
2/17/2021	LAH	Review email exchange with J. Settles re the filing of pass-through notices.	0.10	$22.50
2/17/2021	LAH	Review emails from I. Scott, et. al. re the updated draft application.	0.10	$22.50
2/17/2021	LAH	Review email exchanges with T. Stachnik and S. Drake re draft testimony; review revised outline of testimony for T. Stachnik.	0.40	$90.00
2/18/2021	DSS	Email exchange with A. Bridges re notice of intent.	0.10	$30.00
2/18/2021	DSS	Video conference with project team.	0.60	$180.00
2/18/2021	DSS	Email exchanges with P. Wood re the draft application.	0.20	$60.00
2/18/2021	LAH	Video conference with project team.	0.60	$135.00
2/18/2021	LAH	Review emails from P. Woods re edits to Application; review edits.	0.20	$45.00
2/19/2021	DSS	Make revisions to the Notice of Electronic Filing and Notice of Intent for each owner-member; send drafts to CEOs for review.	2.80	$840.00

Continued On Next Page

Client Number: 4000
Matter Number: 0021

3/8/2021
Page: 5

2/19/2021	LAH	Review emails to each of the sixteen owner-members and each Notice of Election and Notice of Intent; review several responses to same.	1.00	$225.00
2/20/2021	DSS	Review emails from CEOs and prepare initial filings for Big Sandy, CVE, EKPC, Farmers, FME and LV; prepare cover letters; email Staff re filing question.	0.80	$240.00
2/20/2021	DSS	Make additional edits to the draft application.	0.30	$90.00
2/22/2021	DSS	Telephone conference with A. Bridges re rate case status; review email and attachment for meeting with customer re same.	0.30	$90.00
2/22/2021	DSS	Continue reviewing and editing the initial draft of the testimony from T. Campbell, A. Bridges and M. Carpenter; email exchanges with A. Bridges and A. Honaker re same.	5.20	$1,560.00
2/22/2021	DSS	Telephone conference with P. Woods re the draft application and testimony.	0.20	$60.00
2/22/2021	DSS	Prepare list of exhibits for application; forward same to P. Woods, et al. for review.	0.30	$90.00
2/22/2021	LAH	Review and edit draft testimony of T. Campbell, et. al. forwarded by D. Samford; email exchanges with D. Samford re same; review email and attachment from I. Scott re exhibit list and responsibilities.	1.90	$427.50
2/23/2021	DSS	Telephone conference with M. Williams re pass-through case; update initial filings for Blue Grass Energy, Owen, Clark and Taylor.	1.10	$330.00
2/23/2021	DSS	Review and respond to emails re meeting to discuss rate filing with Nucor/Gallatin.	0.20	$60.00
2/23/2021	MDG	Telephone and email communication with M. Herrman re pass-through case; coordinate same with D. Samford.	0.30	$97.50
2/23/2021	LAH	Begin drafting pass-through application for owner-members; exchange emails with D. Samford re same.	1.50	$337.50
2/23/2021	LAH	Review emails from D. Edwards, et. al. re initial filings for pass-through cases.	0.20	$45.00
2/23/2021	LAH	Review prior pass-through case filings to begin drafting pass-through application for owner-members; draft pass-through application; exchange emails with D. Samford re same.	2.30	$517.50
2/24/2021	DSS	Email exchange with B. Cherry re pass-through filings.	0.10	$30.00

Continued On Next Page

Client Number: 4000
Matter Number: 0021

3/8/2021
Page: 6

2/24/2021	DSS	Telephone conference with Owen and Nucor re proposed rate increase.	0.90	$270.00
2/24/2021	DSS	Make updates to initial filings for Grayson, Nolin, and South Kentucky.	0.30	$90.00
2/24/2021	DSS	Review emails from S. Drake and I. Scott re draft tariff changes.	0.20	$60.00
2/24/2021	DSS	Review email and attachment from S. Drake re revised testimony; make additional edits and return to S. Drake for additional review.	0.70	$210.00
2/24/2021	DSS	Telephone conference with J. Bragg re the pass through filings.	0.10	$30.00
2/24/2021	LAH	Email exchange with B. Cherry re pass-through filings.	0.10	$22.50
2/24/2021	LAH	Review email and attachment from S. Drake re revised testimony; review suggested edits from D. Samford to S. Drake testimony.	0.40	$90.00
2/24/2021	LAH	Review emails from S. Drake and I. Scott re draft tariff changes.	0.20	$45.00
2/24/2021	LAH	Review email and attachment re D. York testimony.	0.50	$112.50
2/25/2021	DSS	Update initial filings for South Kentucky and Shelby; add Case Numbers as assigned.	0.60	$180.00
2/25/2021	DSS	Review and make formatting adjustments to testimony of D. York; email exchange with D. York re same.	0.40	$120.00
2/25/2021	DSS	Send Notices of Electronic Filing to the Commission's Executive Director.	0.50	$150.00
2/25/2021	DSS	Review revised testimony; email exchange with M. Carpenter and I. Scott re testimony.	0.90	$270.00
2/25/2021	LAH	Review revised testimony of D. York; review emails re same.	0.30	$67.50
2/25/2021	LAH	Draft portions of customer notice for owner-members; review regulation re same.	0.80	$180.00
2/25/2021	LAH	Review current drafts of all testimony and Application.	2.70	$607.50
2/26/2021	DSS	Video conference with project team to discuss status and strategy.	0.80	$240.00
2/26/2021	DSS	Email exchanges with Owner-Members on initial filings and public notice; file Notice of Intent and send same to AG.	1.10	$330.00
2/26/2021	LAH	Video conference with project team.	0.80	$180.00
2/26/2021	LAH	Review emails re Notices of Intent filings for EKPC and owner-members; conference with D. Samford re same.	0.30	$67.50

Continued On Next Page

2/27/2021	DSS	Review email from D. York and respond to same; make requested revision to testimony.	0.20	$60.00
2/27/2021	DSS	Review email and attachment from S. Drake; review and make minor edits to draft testimony; email S. Drake re same.	0.30	$90.00
2/27/2021	LAH	Review emails re testimony and edits to same.	0.20	$45.00
2/27/2021	LAH	Review cover letter for Notices sent by D. Samford; exchange emails with D. Samford re same.	0.20	$45.00
2/28/2021	LAH	Exchange emails with D. Samford re drafting document to provide to owner-members re customer notice and where/when postings need to be made.	0.10	$22.50
		Billable Hours / Fees:	**73.20**	**$19,692.50**

Timekeeper Summary

Timekeeper DSS worked 41.90 hours at $300.00 per hour, totaling $12,570.00.

Timekeeper LAH worked 30.50 hours at $225.00 per hour, totaling $6,862.50.

Timekeeper MDG worked 0.80 hours at $325.00 per hour, totaling $260.00.

Cost Detail

Date	Description	Amount
2/25/2021	Photocopies of Notice of Electronic Filing and Acknowledgement Letter.	$10.20
	Total Costs	**$10.20**

Current Invoice Summary

Prior Balance:	$17,985.00
Payments Received:	$0.00
Unpaid Prior Balance:	$17,985.00 – in process
Current Fees:	$19,692.50
Advanced Costs:	$10.20
Late Charges:	$179.85
TOTAL AMOUNT DUE:	**$37,867.55**

DA: 3-15-2021
B.C. 075-4800-A0252
W.O.
APPROVED
ASC 3/22/2021

PSC/Reg Rate Case

22082 1004303 11/3

Gannett Fleming

INVOICE

Excellence Delivered As Promised

Gannett Fleming Valuation and Rate Consultants, LLC

ACH/EFT Payment Information:
ABA: [redacted]
Account No.: [redacted]
Account Name: Gannett Fleming

East Kentucky Power Cooperative Inc
Attn: Accounts Payable
P.O. Box 707
Winchester, KY 40392-0707

Check Payment Information:
Gannett Fleming Valuation and Rate Consultants, LLC
PO Box 829160
Philadelphia, PA 19182-9160

Project: 067379
Invoice No: 067379*5443
Invoice Date: August 31, 2020

Federal EIN: [redacted]
Send Remit Info: [redacted]

Note: TO PREVENT IMPOSTER FRAUD. If you receive any notification of a change in payment instructions, you should call our Accounts Receivable department at 717-763-7211 to verify the authenticity of the change. We cannot be held responsible for a misdirected payment as a result of your not confirming authenticity of requested changes to payment instructions or "imposter hacks" to your system.

Invoice Period: through July 31, 2020

Project Manager : John J. Spanos [redacted]

Depreciation Study

Summary of Current Charges

Phase 000	- DEPRECIATION	$ 660.00
	Total Charges	$ 660.00
	Total Due This Invoice	**$660.00**

ok to pay
[illegible]
10/29/20

923001-026-4800

Gannett Fleming

Excellence Delivered ***As Promised***

Project: 067379
Invoice No: 067379*5443
Invoice Date: August 31, 2020

Gannett Fleming Valuation and Rate Consultants, LLC

Phase 000 -- Depreciation

Labor Costs

Labor Classification	*Hours*	*Rate*	*Amount*	
John J. Spanos	1.50	$ 280.00	$ 420.00	
Support Staff	2.00	120.00	240.00	
	Total Labor Costs			**$ 660.00**
	Total Phase -- 000			**$ 660.00**

72682

Gannett Fleming

Excellence Delivered As Promised

INVOICE

1/15
ET

Gannett Fleming Valuation and Rate Consultants, LLC

ACH/EFT Payment Information:
ABA: [redacted]
Account No.: [redacted]
Account Name: Gannett Fleming

69126

East Kentucky Power Cooperative Inc
Attn: Accounts Payable
P.O. Box 707
Winchester, KY 40392-0707

Check Payment Information:
Gannett Fleming Valuation and Rate Consultants, LLC
PO Box 829160
Philadelphia, PA 19182-9160

Project: 067379
Invoice No: 067379*5736
Invoice Date: December 28, 2020

Federal EIN: [redacted]
Send Remit Info: [redacted]

Note: TO PREVENT IMPOSTER FRAUD. If you receive any notification of a change in payment instructions, you should call our Accounts Receivable department at 717-763-7211 to verify the authenticity of the change. We cannot be held responsible for a misdirected payment as a result of your not confirming authenticity of requested changes to payment instructions or "imposter hacks" to your system.

Invoice Period: October 24, 2020 through November 27, 2020

Project Manager : **John J. Spanos** [redacted]

Depreciation Study

Summary of Current Charges

Phase 000	- DEPRECIATION	$ 12,150.00
	Total Charges	$ 12,150.00
	Total Due This Invoice	**$12,150.00**

Approved for payment
Please pay this week
Mike 1/13/21

026 A0252 DEPR

Gannett Fleming

Excellence Delivered As Promised

Project: 067379
Invoice No: 067379*5736
Invoice Date: December 28, 2020

Gannett Fleming Valuation and Rate Consultants, LLC

Phase 000 -- Depreciation

Labor Costs

Labor Classification	*Hours*	*Rate*	*Amount*
Assistant Analyst I	24.00	$ 120.00	$ 2,880.00
Analyst	2.50	180.00	450.00
Associate Analyst	34.00	170.00	5,780.00
John J. Spanos	10.00	280.00	2,800.00
Support Staff	2.00	120.00	240.00
	Total Labor Costs		**$12,150.00**
	Total Phase -- 000		**$ 12,150.00**

22682

INVOICE

Gannett Fleming

Excellence Delivered ***As Promised***

1/15/15

Gannett Fleming Valuation and Rate Consultants, LLC

691124

ACH/EFT Payment Information:
ABA: [redacted]
Account No.: [redacted]
Account Name: Gannett Fleming

East Kentucky Power Cooperative Inc
Attn: Accounts Payable
P.O. Box 707
Winchester, KY 40392-0707

Check Payment Information:
Gannett Fleming Valuation and Rate Consultants, LLC
PO Box 829160
Philadelphia, PA 19182-9160

Project: 067379
Invoice No: 067379*5803
Invoice Date: January 11, 2021

Federal EIN: [redacted]
Send Remit Info: [redacted]

Note: TO PREVENT IMPOSTER FRAUD. If you receive any notification of a change in payment instructions, you should call our Accounts Receivable department at 717-763-7211 to verify the authenticity of the change. We cannot be held responsible for a misdirected payment as a result of your not confirming authenticity of requested changes to payment instructions or "imposter hacks" to your system.

Invoice Period: November 28, 2020 through December 31, 2020

Project Manager : John J. Spanos [redacted]

Depreciation Study

Summary of Current Charges

Phase 000	- DEPRECIATION	$ 11,830.00
	Total Charges	$ 11,830.00
	Total Due This Invoice	**$11,830.00**

Approved for payment
1/13/21

026 A0252 DEPR

Gannett Fleming

Excellence Delivered As Promised

Project: 067379
Invoice No: 067379*5803
Invoice Date: January 11, 2021

Gannett Fleming Valuation and Rate Consultants, LLC

Phase 000 -- Depreciation

Labor Costs

Labor Classification	*Hours*	*Rate*	*Amount*
Associate Analyst	43.00	$ 170.00	$ 7,310.00
John J. Spanos	15.50	280.00	4,340.00
Support Staff	1.50	120.00	180.00
Total Labor Costs			**$ 11,830.00**
Total Phase -- 000			**$ 11,830.00**

Gannett Fleming

Excellence Delivered As Promised

INVOICE

2/27

694780

Gannett Fleming Valuation and Rate Consultants, LLC

ACH/EFT Payment Information:
ABA: [redacted]
Account No.: [redacted]
Account Name: Gannett Fleming

East Kentucky Power Cooperative Inc
Attn: Accounts Payable
P.O. Box 707
Winchester, KY 40392-0707

Check Payment Information:
Gannett Fleming Valuation and Rate Consultants, LLC
PO Box 829160
Philadelphia, PA 19182-9160

Project: 067379
Invoice No: 067379*5901
Invoice Date: February 17, 2021

Federal EIN: [redacted]
Send Remit Info: [redacted]

Note: TO PREVENT IMPOSTER FRAUD. If you receive any notification of a change in payment instructions, you should call our Accounts Receivable department at 717-763-7211 to verify the authenticity of the change. We cannot be held responsible for a misdirected payment as a result of your not confirming authenticity of requested changes to payment instructions or "imposter hacks" to your system.

Invoice Period: January 2, 2021 through January 29, 2021

Project Manager : John J. Spanos [redacted]

Depreciation Study

Summary of Current Charges

Phase 000	- DEPRECIATION	$	6,992.50
	Total Charges	$	6,992.50
	Total Due This Invoice		**$6,992.50**

Approved for payment Jake 2/24/21

026 A0252 DEPR

Gannett Fleming

Excellence Delivered As Promised

Project: 067379
Invoice No: 067379*5901
Invoice Date: February 17, 2021

Gannett Fleming Valuation and Rate Consultants, LLC

Phase 000 – Depreciation

Labor Costs

Labor Classification	*Hours*	*Rate*	*Amount*
Analyst	3.50	$ 180.00	$ 630.00
Associate Analyst	24.50	170.00	4,165.00
John J. Spanos	7.50	285.00	2,137.50
Support Staff	0.50	120.00	60.00

Total Labor Costs	**$ 6,992.50**
Total Phase -- 000	**$ 6,992.50**

Gannett Fleming

Excellence Delivered As Promised

INVOICE

Gannett Fleming Valuation and Rate Consultants, LLC

ACH/EFT Payment Information:
ABA: [redacted]
Account No.: [redacted]
Account Name: Gannett Fleming

East Kentucky Power Cooperative Inc
Attn: Accounts Payable
P.O. Box 707
Winchester, KY 40392-0707

Check Payment Information:
Gannett Fleming Valuation and Rate Consultants, LLC
PO Box 829160
Philadelphia, PA 19182-9160

Project: 067379
Invoice No: 067379*111555
Invoice Date: March 22, 2021

Federal EIN: [redacted]
Send Remit Info: [redacted]

Note: TO PREVENT MPOSTER FRAUD. If you receive any notification of a change in payment instructions, you should call our Accounts Receivable department at 717-763-7211 to verify the authenticity of the change. We cannot be held responsible for a misdirected payment as a result of your not confirming authenticity of requested changes to payment instructions or "imposter hacks" to your system.

Invoice Period: January 30, 2021 through February 26, 2021

Project Manager : John J. Spanos [redacted]

Depreciation Study

Summary of Current Charges

Phase 000	- DEPRECIATION	$ 5,412.50
	Total Charges	$ 5,412.50
	Total Due This Invoice	**$5,412.50**

Approved for payment 4/2/21

026 A0252 DEPR

Gannett Fleming

Excellence Delivered As Promised

Project: 067379
Invoice No: 067379*111555
Invoice Date: March 22, 2021

Gannett Fleming Valuation and Rate Consultants, LLC

Phase 000 -- Depreciation

Labor Costs

Labor Classification	*Hours*	*Rate*	*Amount*
Associate Analyst	13.00	$ 170.00	$ 2,210.00
John J. Spanos	8.50	285.00	2,422.50
Support Staff	6.50	120.00	780.00
	Total Labor Costs		**$ 5,412.50**
	Total Phase -- 000		**$ 5,412.50**

Gannett Fleming

Excellence Delivered ***As Promised***

May 18, 2020

Via E-Mail to [redacted]

Ms. Michelle K. Carpenter, CPA, Controller
East Kentucky Power Cooperative, Inc.
4775 Lexington Road
Winchester, KY 40391

Dear Michelle:

East Kentucky Power Cooperative Depreciation Study

Gannett Fleming Valuation and Rate Consultants, LLC (Gannett Fleming) is pleased to submit this engagement letter to conduct a depreciation study for East Kentucky Power Cooperative, Inc. (EKPC) related to electric utility assets. This letter is based on the specifications set forth in your email on May 7, 2020, our past work for EKPC and our overall experience and knowledge of conducting electric utility depreciation studies.

Gannett Fleming remains as an industry leader regarding depreciation-related matters in the utility industry to include life and net salvage analysis, depreciation accounting, data handling, theoretical reserve, valuation analysis and many others. The knowledge and experience of our team will enable us to recognize and address possible concerns in any of the areas referenced above with your company's management team and state and federal jurisdictions as necessary. Gannett Fleming has a proven track record of successfully preparing, presenting and defending, via expert testimony, depreciation-related positions to state, federal and provincial commissions across the United States and Canada. In the past five years, Gannett Fleming has prepared over 100 depreciation and valuation studies encompassing almost all 50 states. Our staff boasts four Certified Depreciation Professionals as well as experienced analysts with technical and engineering training in the fields of accounting, valuation and depreciation.

We appreciate the opportunity to submit this proposal to EKPC and assure you we will perform our work as efficiently and effectively as possible. If you have any questions or comments regarding the scope, compensation or estimate of costs, as described herein, please do not hesitate to contact me at (717) 886-5721 or via e-mail at [redacted].

Respectfully submitted,

GANNETT FLEMING VALUATION
AND RATE CONSULTANTS, LLC

John J. Spanos

JOHN J. SPANOS
President

Gannett Fleming Valuation and Rate Consultants, LLC
207 Senate Avenue • Camp Hill, PA 17011-2316
t: 717.763.7211 • f: 717.763.4590
www.gfvrc.com

EXECUTIVE SUMMARY

Gannett Fleming, Inc. is an international engineering consulting firm with expertise in numerous disciplines. Founded in 1915, Gannett Fleming, Inc. has a long history of meeting clients' needs. Gannett Fleming Valuation and Rate Consultants, LLC (Gannett Fleming) and its predecessor, the Valuation and Rate Division of Gannett Fleming, Inc., have provided service to utility companies since the late 1930s and, in the last five years alone, have prepared over 100 depreciation and valuation studies. Gannett Fleming's staff is preeminent in the field of depreciation and offers an unparalleled depth and breadth of experience. This expertise has been gained not only by conducting depreciation studies but also by actively participating within the depreciation field as educators and members of organizations that form depreciation standards. Our staff also possesses extensive experience in preparation of testimony for regulatory proceedings.

The Project Work Plan portion of this proposal outlines how the Gannett Fleming staff thoroughly collects and processes data to provide a solid foundation for its recommendations to clients. Tasks include extensive statistical analyses of client data, discussions with management and field reviews of client facilities. Upon completion of analysis and a review of results by client management, a detailed report of the study is produced.

All Gannett Fleming personnel strive to provide the highest quality services to their clients. In performing a depreciation study, our objectives include:

- clearly defining the client's requirements;
- maintaining proper communication among participants;
- delivering services on time and within budget; and
- providing timely responses to client requests.

The culture of service, ingenuity and responsiveness within Gannett Fleming empowers its staff to fulfill a key mission of making clients successful.

The work we have proposed here for EKPC is anticipated to commence by June 1, 2020 or as soon as data is received and conclude with a final report before an anticipated October 2020 filing date. Gannett Fleming will perform all services based on the hourly billings rates in effect at the time the work is performed by our personnel with an estimated

total project cost of $40,000 which includes filing the study and direct testimony. This amount does not include support for regulatory proceedings.

Upon completion of the final report, Gannett Fleming Valuation and Rate Consultants, LLC will be prepared to offer further services related to regulatory proceedings as needed.

PROJECT WORK PLAN

The depreciation study will consist of nine primary tasks, a brief narrative for which is provided below.

TASK 1. PROJECT INITIATION MEETING

Gannett Fleming will initiate the EKPC depreciation study via telephone conference to review the depreciation study objectives and plant accounting system with EKPC management and accounting representatives. A data requirements list for EKPC personnel to assist in the preparation of the data for this assignment is attached to this engagement letter. Additionally, we will review with management the various depreciation methods, procedures and techniques available for use in the study related to electric utility plant in service.

Once our initial review has been completed, we will coordinate with EKPC personnel to determine the format in which the plant accounting data will be sent for input into our proprietary depreciation software programs. Gannett Fleming's experience performing hundreds of different utility depreciation studies has provided the capability to incorporate a wide range of file formats and historical databases into its studies.

TASK 2. DATA ASSEMBLY AND REVIEW

Once the plant accounting data has been compiled by the EKPC team members and forwarded to Gannett Fleming, it will be scrutinized by the Gannett Fleming team. Given that the historical data form one of the primary bases of service life and net salvage estimates, the integrity of the data utilized for the analysis is one of the most important components of a depreciation study. Gannett Fleming's data review process includes the use of its own proprietary depreciation software which allows for a comprehensive review of any potential issues with the historical data. Potential data concerns might include items such as debit retirements, abnormal plant and reserve activity and underlying trends in the data. These areas of concern will be identified and presented to the EKPC team to determine their circumstances and whether they require adjustment or special handling in the study.

TASK 3. STATISTICAL ANALYSES OF DATA

Gannett Fleming will analyze the data assembled during Task 2 for historical indications of service life and net salvage characteristics. Similar to the data assembly and review process, Gannett Fleming's proprietary depreciation software allows for a comprehensive analysis of historical data to determine life and net salvage indications and allows for the proper analysis of any available data set.

Annual net salvage, gross salvage and cost of removal amounts will be expressed as a percent of annual retirements. Moving averages will be computed to smooth annual fluctuations and to analyze trends in the data.

Gannett Fleming routinely proposes amortization accounting for most general plant categories and will review and identify the general plant categories where it would be appropriate for EKPC to continue to use amortization accounting. This practice has been approved in Kentucky for at least 20 years.

TASK 4. FIELD REVIEW AND MANAGEMENT CONFERENCE

The analyses of historical data are just the beginning of the life and salvage estimation process. An understanding of the forces which caused the historical retirements and the extent to which such forces and others will cause future retirements must be obtained from discussions with EKPC management during field reviews and conferences. We believe that the information obtained during these discussions is critical to determining, and defending, the proper service life and net salvage estimates for each plant account.

The field reviews will include visits to major above-ground facilities, such as:

- Generating Facilities
- Substations
- Service centers
- Office buildings

The purpose of the field inspections will be to obtain information related to the operation and condition of the property and to evaluate any unique operating conditions.

We will meet with appropriate EKPC personnel to obtain additional information related to the outlook for the property. The results of the statistical analyses conducted in Task 3, comparisons to the typical range of lives used in the industry and our general

experience will be reviewed as a basis for forecasting future survivor characteristics, gross salvage and cost of removal. The discussion will focus on the past forces of retirement which produced the historical indications of service life and net salvage and the extent to which future forces such as obsolescence, technology and environmental factors will be similar to or different from the past forces.

TASK 5. PRELIMINARY ESTIMATES AND DEPRECIATION CALCULATIONS

The results of the statistical analyses performed during Task 3 will be combined with information obtained during Task 4 and our knowledge of the service life and net salvage estimates for other utilities to arrive at judgments of average service life, survivor curve and net salvage percent for each depreciable property group. The synthesis of historical indications and outlook requires judgment based on experience and knowledge of industry trends and precedent.

Annual depreciation accrual rates will be calculated by property group based on the estimated survivor curves and net salvage percents for plant in service as of December 31, 2019 or a later date in 2020. Gannett Fleming's proprietary software allows for the versatility of performing the proper calculations under any depreciation scenario. Various scenarios might include combinations of several group depreciation procedures (average life group and equal life group) and techniques (whole life and remaining life), however, the average life group procedure and remaining life techniques have been the standard in Kentucky. The calculated accrued depreciation or "theoretical reserve" also will be calculated for comparison to the book reserve. The appropriateness and desirability of reallocating the book reserve, including a review of categories of general plant that may have been over depreciated, will also be examined during this task.

TASK 6. MANAGEMENT REVIEW

The results of the depreciation calculations and the bases for such calculations will be reviewed with management to ensure that the results are in accordance with management's capital recovery policies and outlook. Subsequent to the review, draft and final reports suitable for filing with the appropriate regulatory body will be prepared.

TASK 7. FINAL ESTIMATES AND CALCULATIONS

Final calculations of depreciation accrual rates and accrued depreciation by property group will be performed in order to reflect appropriate modifications as determined during the review with management.

TASK 8. DRAFT AND FINAL REPORTS

Gannett Fleming will draft a report for EKPC setting forth the results of the study. The report will include a description of the methods used in the study, the depreciation calculations for each property group and the statistical analysis supporting the service life and net salvage estimates. The draft report will be submitted in electronic format to EKPC management for comments. The final report reflecting comments received from EKPC will be prepared and forwarded in either paper or electronic format before the October 2020 filing date.

TASK 9. REGULATORY PROCEEDINGS

The defense of the depreciation study in regulatory proceedings is just as critical as the execution of the study itself. The experience of Gannett Fleming's team provides an unparalleled knowledge and understanding of the issues and concerns that can arise in such a proceeding.

Gannett Fleming will support the depreciation study throughout the regulatory process responding to depreciation-related information requests and providing expert testimony in a regulatory hearing.

Gannett Fleming's charge for work subsequent to the submission of the report to EKPC is determined on an hourly (time and materials) basis. A schedule that sets forth Gannett Fleming's billing rates is presented on the following page.

GANNETT FLEMING VALUATION AND RATE CONSULTANTS, LLC

2020 BILLING RATES

Personnel	Hourly Rate
SUPERVISORY STAFF	
J. J. Spanos, President	280.00
H. Walker, III, Manager, Financial Studies	250.00
J. F. Wiedmayer, Jr., Project Manager, Depreciation	230.00
N. W. Allis, Vice President	230.00
C. E. Heppenstall, Senior Project Manager, Rate Studies	230.00
STAFF	
Analysts and Engineers	180.00
Associate Analysts and Engineers	170.00
Assistant Analysts and Engineers	160.00
Senior Technicians	120.00
Support Staff	120.00

East Kentucky Power Cooperative, Inc.

Data Requirements list through December 31, 2019

1. 2.A surviving age distribution as of December 31, 2019 by account. The age distribution should include account, installation year, amount, and where appropriate, location identification. Examples of accounts that would need location identification would be production facilities, distribution centers and service buildings.

3. A list of location descriptions with corresponding identification number.

4. A plant statement (plant rollforward) as of December 31, 2019 by account. This should include all depreciable and nondepreciable accounts that will be reflected in the study. It would be helpful to also have statements for the year 2018.

5. A reserve (depr rollfoward) or accumulated depreciation statement as of December 31, 2019 by account. This should include annual accruals, retirements, cost of removal, gross salvage, etc. It would be helpful to also have statements for the year 2018.

6. A database of all plant transactions from January 1, 2018 through December 31, 2019. The data should include retirements, additions, transfers, sales and acquisitions, with the pertinent detail such as account, transaction year, installation year, transaction type and amount.

7. A database of all cost of removal and salvage records from January 1, 2018 through December 31, 2019 by account.

8. A five-year capital budget or forecast plan that details any future replacement or expansion projects.

9. A copy of any stipulations or orders since the previous case that might directly affect service lives, salvage percentage or depreciation accrual rates.

10. A copy of the most recent depreciation filing or the depreciation rates and service life parameters in effect.

11. A list and position of all East Kentucky personnel that will be associated with the study. The list should include telephone number and email address.

12. A high resolution company logo. This will be used for the cover of our report to better personalize the filing for the Company.

22832 V193797 4/2

CATALYST
CONSULTING LLC

3308 Haddon Road
Louisville, KY 40241
(502) 599-1739
[redacted]

INVOICE

Date: February 1, 2021	**Invoice #:** 210108
Client: EKPC PO Box 707 Winchester, KY 40392-0707 Attn: Patrick Woods	**Project:** EKPC Member System Pass-Through Rate Filings KPSC Case Nos. TBD For Services Provided in January, 2021

	Item	Description	Qty	Rate	Amt
1	Consulting Services	John Wolfram – consulting support for EKPC Member System Pass-Through Rate Filings. Begin modeling of pass-through rate increases pursuant to KRS 278.455. Calls and emails with EKPC staff and member system personnel on same.	10.0 hours	$200.00	$ 2,000.00
				TOTAL	**$ 2,000.00**

Purchase Order:
Supplier: 0000022382

Please remit payment to Catalyst Consulting LLC at the address listed above. Thank you.

311796

CATALYST
CONSULTING LLC

3308 Haddon Road
Louisville, KY 40241
(502) 599-1739
[redacted]

February 1, 2021

Greg Breyer
East Kentucky Power Cooperative
PO Box 707
Winchester KY 40392-0707

Dear Greg:

Enclosed please find the invoices for services provided by Catalyst Consulting LLC to EKPC for the month of January 2021.

I appreciate the opportunity to work with EKPC on these projects. Please let me know if you have any questions. Thank you.

Sincerely,

John Wolfram
Principal

Enclosure

22383 V695726 4/30

CATALYST
CONSULTING LLC

3308 Haddon Road
Louisville, KY 40241
(502) 599-1739
[redacted]

INVOICE

Date: March 1, 2021	**Invoice #:** 210207
Client: EKPC PO Box 707 Winchester, KY 40392-0707 Attn: Patrick Woods	**Project:** EKPC Member System Pass-Through Rate Filings KPSC Case Nos. 2021-104 to -119 For Services Provided in February, 2021

	Item	Description	Qty	Rate	Amt
1	Consulting Services	John Wolfram – consulting support for EKPC Member System Pass-Through Rate Filings. Begin modeling of pass-through rate increases pursuant to KRS 278.455. Calls and emails with EKPC staff and member system personnel on same.	30.5 hours	$200.00	$ 6,100.00
				TOTAL	**$ 6,100.00**

Purchase Order:

Supplier: 0000022382

Please remit payment to Catalyst Consulting LLC at the address listed above. Thank you.

CATALYST
CONSULTING LLC
3308 Haddon Road
Louisville, KY 40241
(502) 599-1739
[redacted]

March 1, 2021

Greg Breyer
East Kentucky Power Cooperative
PO Box 707
Winchester KY 40392-0707

Dear Greg:

Enclosed please find the invoices for services provided by Catalyst Consulting LLC to EKPC for the month of February 2021.

I appreciate the opportunity to work with EKPC on these projects. Please let me know if you have any questions. Thank you.

Sincerely,

John Wolfram
Principal

Enclosure

CONSULTING SERVICES AGREEMENT
EAST KENTUCKY POWER COOPERATIVE, INC.

This Consulting Services Agreement (this "Consulting Services Agreement") is made this _____ day of _____ by and between EAST KENTUCKY POWER COOPERATIVE, INC. ("East Kentucky", "EKPC" or "Company") and CATALYST CONSULTING LLC ("Consultant").

The parties agree as follows:

1. Consultant Services. At the request of counsel for EKPC, Consultant agrees to provide the services as set forth on an Exhibit A (sequentially numbered as Exhibit A-1, A-2, etc. as needed for different scope of work under this same agreement) in the form of the Exhibit A attached hereto or in other statements of work containing substantially similar information and identified as an Exhibit A (the "Services"), consistent with, and subject to, the Joint Representation and Common Interest Agreement between EKPC and the other parties to that agreement.

2. Subcontracts. Consultant shall not enter into any subcontracts for the performance of the Services, or assign or transfer any of its rights or obligations under this Agreement, without EKPC's prior written consent and any attempt to do so shall be void and without further effect.

3. Term and Termination; Time is of the Essence. This Agreement is legally binding as of the Effective Date, and, unless terminated as provided herein, shall continue until terminated by EKPC. EKPC may terminate this Agreement or any Exhibit A, in whole or in part, at any time for any reason upon written notice to Consultant.

4. EKPC Resources. Where EKPC provides resources (including but not limited to computers) to Consultant that are reasonably required for the exclusive purpose of providing the Services, Consultant agrees to keep such resources in good order and not permit waste (ameliorative or otherwise) or damage to the same. Consultant shall return the resources to EKPC in substantially the same condition as when Consultant began using the same, ordinary wear and tear excepted.

5. Fees and Billing Procedures. EKPC agrees to pay Consultant for the Services in accordance with the fee(s) set forth in the applicable Exhibit A. Any sum due Consultant for Services performed for which payment is not otherwise specified shall be due and payable sixty (60) days after receipt by EKPC of an invoice from Consultant. Consultant shall only work the number of hours or days as specified in an Exhibit A, unless otherwise expressly approved in advance by EKPC. Unless otherwise provided for under an Exhibit A, Consultant shall bill to EKPC the sums due pursuant to an Exhibit A by Consultant's invoice, which shall contain: (a) EKPC purchase order number, if any, and invoice number; (b) a description of Services rendered; (c) the fee or portion thereof that is due; (d) the number of hours or days worked; (e) travel and living expenses, if any; (f); taxes, if any; and, (g) total amount due. Unless otherwise specified by EKPC, Consultant shall forward invoices electronically to ap@ekpc.coop or mail in hardcopy format to EKPC, PO Box 707, Winchester, Kentucky 40392-0707 ATTN: Accounts Payable.

6. Expenses. Where previously approved by EKPC, upon submission of an expense report and receipts, EKPC shall reimburse Consultant through the normal invoicing process for reasonable travel and living expenses consistent with EKPC's then current expense guidelines actually incurred in connection with the Services. Eligible expenses will be reimbursed at cost without markups.

7. Credits. Any amounts due from Consultant may be applied by EKPC against any fees due to Consultant. Any such amounts that are not so applied shall be paid to EKPC by Consultant within sixty (60) days following EKPC's request.

8. Non-binding Terms. Any terms and conditions that are included in a Consultant invoice shall be deemed to be solely for the convenience of the parties, and no such term or condition shall be binding upon EKPC.

9. Auditable Records; Dispute Resolution. Consultant shall maintain accurate records of all fees billable to, and payments made by, EKPC in a format that will permit audit by EKPC for a period of not less than three (3) years. This Section shall survive the termination of this Agreement.

10. Taxes. Consultant represents and warrants that it is an independent contractor for purposes of federal, state, and local employment taxes. Consultant agrees that EKPC is not responsible to collect or withhold any such taxes, including income tax withholding and social security contributions, for Consultant. Any and all taxes, interest or penalties, including any federal, state, or local withholding or employment taxes, imposed, assessed, or levied as a result of this Agreement shall be paid or withheld by Consultant.

11. Non-Disclosure of Confidential Information. The parties acknowledge that each party may be exposed to or acquire communication or data of the other party that is confidential, privileged communication not intended to be disclosed to third parties. For the purposes of this Agreement, the term "Confidential Information" shall mean all information and documentation of a party that: (a) has been marked "confidential" or with words of similar meaning, at the time of disclosure by such entity; (b) if disclosed orally or not marked "confidential" or with words of similar meaning, was subsequently summarized in writing by the disclosing entity and marked "confidential" or with words of similar meaning; or, (c) any Confidential Information derived from information of a party. The term "Confidential Information" does not include any information or documentation that was: (a) already in the possession of the receiving entity without an obligation of confidentiality; (b) developed independently by the receiving entity, as demonstrated by the receiving entity, without violating the disclosing entity's proprietary rights; (c) obtained from a source other than the disclosing entity without an obligation of confidentiality; or, (d) publicly available when received, or thereafter became publicly available (other than through any unauthorized disclosure by, through or on behalf of, the receiving entity).

12. Obligation of Confidentiality. The parties agree to hold all Confidential Information in strict confidence and not to copy, reproduce, sell, transfer, or otherwise dispose of, give or disclose such Confidential Information to third parties other than employees, agents, or subcontractors of a party who have a need to know in connection with this Agreement. The parties agree to advise and require their respective employees, agents, and subcontractors of their obligations to keep such information confidential.

13. Cooperation to Prevent Disclosure of Confidential Information. Each party shall use its best efforts to assist the other party in identifying and preventing any unauthorized use or disclosure of any Confidential Information. Each party shall advise the other party immediately in the event either party has reason to believe that any person who has had access to Confidential Information has violated or intends to violate the terms of this Agreement and each party will cooperate with the other party in seeking injunctive or other equitable relief against any such person.

14. Remedies for Breach of Obligation of Confidentiality. Consultant acknowledges that breach of Consultant's obligation of confidentiality may give rise to irreparable injury to EKPC, which damage may be inadequately compensable in the form of monetary damages. Accordingly, EKPC may seek and obtain injunctive relief against the breach or threatened breach, in addition to any other legal remedies which may be available.

The provisions of this Section shall survive the termination of this Agreement.

15. Work Product. EKPC and Consultant each acknowledge that performance of this Agreement may result in the discovery, creation, or development of inventions, methods, formulae, techniques, processes, improvements, strategies, and data and original works of authorship, in whatever form, first produced or created by or for Consultant as a result of or related to the performance of the Services (the "Work Product"). Consultant agrees that, whether or not the Services are considered works made for hire or an employment to invent, all Work Product shall be the sole property of EKPC. Except as set forth in writing and signed by both EKPC and Consultant, Consultant agrees that EKPC shall have all copyright and patent rights with respect to any Work Product, without regard to the origin of the Work Product. If and to the extent that Consultant may, under applicable law, be entitled to claim any ownership interest in the Work Product, Consultant hereby transfers, grants, conveys, assigns, and relinquishes exclusively to EKPC any and all right, title, and interest it now has or may hereafter acquire in and to the Work Product under patent, copyright, trade secret, and trademark law in perpetuity or for the longest period otherwise permitted by law. Consultant further agrees as to the Work Product to assist EKPC in every reasonable way to obtain and, from time to time, enforce patents, copyrights, trade secrets, and other rights and protection relating to said Work Product. The provisions of this Section shall survive the termination of this Agreement.

16. Surrender of Materials upon Termination. Upon termination of this Agreement, in whole or in part, Consultant shall immediately return to EKPC all copies of properties received from EKPC, or created or received by Consultant on behalf of EKPC, and which are related to the terminated portion of this Agreement.

17. Mutual Representations and Warranties. Each of EKPC and Consultant represent and warrant that:

- It is duly licensed, authorized, or qualified to do business and is in good standing in every jurisdiction in which a license, authorization, or qualification is required for the ownership or leasing of its assets or the transaction of business of the character transacted by it.
- The execution, delivery, and performance of this Agreement has been duly authorized by it and this Agreement constitutes the legal, valid, and binding agreement of it and is enforceable against it in accordance with its terms.
- It has all requisite power, financial capacity, and authority to execute, deliver, and perform its obligations under this Agreement.
- It shall comply with all applicable federal, state, local, international, or other laws and regulations applicable to the performance by it of its obligations under this Agreement and shall obtain all applicable permits and licenses required of it in connection herewith.
- There is no outstanding litigation, arbitrated matter or other dispute to which it is a party which, if decided unfavorably to it, would reasonably be expected to have a potential or actual material adverse effect on its ability to fulfill its obligations under this Agreement.

18. Representations and Warranties by Consultant. Consultant represents and warrants that:

- Consultant is possessed of superior knowledge with respect to the Services and is aware that EKPC is relying on Consultant's skill and judgment in providing the Services to EKPC.
- the Services will conform to any applicable scope of work; and any materials supplied in connection therewith shall be new, unused, and free from defect;
- the Services will be suitable for the purposes specified by EKPC and will conform to each statement, representation, and description made by Consultant to EKPC;
- the Services are not and shall not be subject to any encumbrance, lien, security interest, patent, copyright or trademark claims, infringements, or other defects in title; and
- any labor or services performed pursuant to this Agreement shall be performed in a competent, diligent, and timely manner in accordance with the highest professionally accepted standards.

Consultant shall respond in writing to any warranty claim by EKPC within five (5) business days of the delivery of notice of such claim to Consultant.

19. General Indemnity. Consultant agrees to indemnify, defend, and hold EKPC, its officers, directors, agents, and employees (an "Indemnitee") harmless from and against any and all liabilities, damages, losses, expenses, claims, demands, suits, fines, or judgments (collectively "Claims"), including reasonable attorneys' fees, costs, and expenses incidental thereto, which may be suffered by, accrued against, charged to, or recoverable from any EKPC Indemnitee, by reason of any Claim arising out of or relating to any act, error or omission, or misconduct of Consultant during the performance of this Agreement. EKPC agrees to hold Consultant harmless from all Claims including reasonable attorneys' fees, costs, and expenses incidental thereto, which may be suffered by, accrued against, charged to, or recoverable from Consultant, by reason of any Claim arising out of or relating to any act, error or omission, or misconduct of EKPC, its officers, directors, and employees during the performance of this Agreement.

21. Limitation of Liability. NOTWITHSTANDING ANY OTHER PROVISION SET FORTH HEREIN, NEITHER PARTY SHALL BE LIABLE FOR ANY INDIRECT, SPECIAL, AND/OR CONSEQUENTIAL DAMAGES, ARISING OUT OF OR IN CONNECTION WITH THIS AGREEMENT; PROVIDED, HOWEVER, THAT THE FOREGOING EXCULPATION OF LIABILITY SHALL NOT APPLY WITH RESPECT TO DAMAGES INCURRED AS A RESULT OF THE GROSS NEGLIGENCE OR WILLFUL MISCONDUCT OF A PARTY.

22. Insurance.

Refer to EXHIBIT B for minimum insurance requirements.

23. General.

23.01Relationship between EKPC and Consultant. Consultant represents and warrants that it is an independent contractor with no authority to bind or to commit EKPC to any agreement of any kind or to assume any liabilities of any nature in the name of or on behalf of EKPC. Under no circumstances shall Consultant hold itself out as or be considered an agent, employee, joint venture, or partner of EKPC. In recognition of Consultant's status as independent contractor, EKPC shall carry no Workers' Compensation insurance or any health or accident insurance to cover Consultant, if any. EKPC shall not pay any contributions to Social Security, unemployment insurance, federal or state withholding taxes, any other applicable taxes whether federal, state, or local, nor provide any other contributions or benefits which might be expected in an employer-employee relationship.

23.02 Governing Law. Consultant hereby consents and submits to the jurisdiction and forum of the state and federal courts in the Commonwealth of Kentucky in all questions and controversies arising hereunder.

23.02 Compliance with Laws; EKPC Policies and Procedures. Both parties agree to comply with all applicable federal, state, and local laws, executive orders and regulations issued, where applicable. Consultant shall comply with EKPC policies and procedures, including but not limited to, those related to safety where the same are posted, conveyed, or otherwise made available to Consultant. Without limiting Consultant's other obligations of indemnification herein, Consultant shall defend, indemnify, and hold EKPC Indemnitees harmless from and against any and all Claims, including reasonable expenses suffered by, accrued against, or charged to or recoverable from any EKPC Indemnitee, on account of the failure of Consultant to perform its obligations imposed herein.

23.03 Training and Hazards. Consultant shall furnish adequate numbers of trained, qualified, and experienced personnel and appropriate safety and other equipment in first-class condition, suitable for performance of the Services. Such personnel shall be skilled and properly trained to perform the Services and recognize all hazards associated with the Services. Without limiting the foregoing, Consultant shall participate in any safety orientation or other of EKPC's familiarization initiatives related to safety and shall strictly comply with any monitoring initiatives as determined by EKPC. Consultant shall accept all equipment, structures, and property of EKPC as found and acknowledges it has inspected the property, has determined the hazards incident to working thereon or thereabouts, and has adopted suitable precautions and methods for the protection and safety of its employees and the property. No person performing work for Consultant will perform any of the Services while under the influence of drugs or alcohol.

23.04 Force Majeure. Neither party shall be liable for delays or any failure to perform under this Agreement due to causes beyond its reasonable control. Such delays include, but are not limited to, fire, explosion, flood or other natural catastrophe, governmental legislation, acts, orders, or regulation, strikes or labor difficulties, to the extent not occasioned by the fault or negligence of the delayed party. Any such excuse for delay shall last only as long as the event remains beyond the reasonable control of the delayed party. However, the delayed party shall use its best efforts to minimize any such delays. The delayed party must notify the other party promptly upon the occurrence of any such event, or performance by the delayed party will not be considered excused hereunder, and inform the other party of its plans to resume performance.

23.05 Advertising and Publicity. Consultant shall not refer to EKPC directly or indirectly in any advertisement, news release, or publication without prior written approval from EKPC.

23.06 No Waiver. The failure of a party to require performance by the other party of any provision herein shall in no way affect that party's right to enforce such provisions or any further breach of the same.

23.07 Notices. Any notice given pursuant to this Agreement shall be in writing and shall be given by personal service or by United States certified mail, return receipt requested, postage prepaid to the addresses indicated herein, or as changed through written notice to the other party. Notice given by personal service shall be deemed effective on the date it is delivered to the addressee, and notice mailed shall be deemed effective on the third day following its placement in the mail addressed to the addressee.

23.08 Entire Agreement. This Agreement and its attached exhibits constitute the entire agreement between the parties and supersede any and all previous representations, understandings, or agreements between

EKPC and Consultant as to the subject matter hereof. This Agreement may only be amended by an instrument in writing signed by the parties.

23.09 Cumulative Remedies. All rights and remedies of EKPC herein shall be in addition to all other rights and remedies available at law or in equity, including specific performance against Consultant for the enforcement of this Agreement, and temporary and permanent injunctive relief.

24. Equal Employment Opportunity. ***This contractor and subcontractor shall abide by the requirements of 41 CFR 60-1.4(a), 60-300.5(a) and 60-741.5(a). These regulations prohibit discrimination against qualified individuals based on their status as protected veterans or individuals with disabilities, and prohibit discrimination against all individuals based on their race, color, religion, sex, sexual orientation, gender identity or national origin. Moreover, these regulations require that covered prime contractors and subcontractors take affirmative action to employ and advance in employment individuals without regard to race, color, religion, sex, sexual orientation, gender identity, national origin, disability or veteran status.***

25. Order of Precedence. This Agreement and the Exhibits hereto shall be considered complementary and what is required by one shall be binding as if required by all. The failure to specifically list a requirement in one document, once this requirement is specifically listed in another, shall not imply the inapplicability of such requirement and Contractor shall provide as part of this Agreement all items required to conform to the project scope and standards herein contained. In the event of a conflict between the body of this Agreement and the Exhibits, the body of this Agreement shall govern. Later dated Exhibits shall take precedence over earlier dated Exhibits. The latest date of an amendment or Change Order shall take precedence over that part of this Agreement which it supersedes.

26. ISN Membership: "ISN" shall mean, ISN SOFTWARE CORPORATION, an independent third party engaged by Company to facilitate the collection of self-reported information from Consultants, which may include Health & Safety, Environmental, Sustainability & Quality Programs; Injury & Illness Records; Insurance Certificates; and Workers' Compensation & Experience Modifier. If Company determines now or in the future that ISN membership is a requirement to conduct business, Consultant agrees that it shall: (1) be a member of ISN prior to Work commencement following such determination; (2) meet or exceed Company's minimum grading requirement within ISN. Consultant agrees that in addition to those other causes set forth in this Agreement, Company may terminate this Agreement for cause in the event Consultant's ISN rating is or drops below the minimum grading requirement of Company. ISN membership shall be obtained from www.isnetworld.com and shall be solely at Consultant's expense.

IN WITNESS WHEREOF, the parties have entered into this Agreement on the date set forth in the introductory paragraph of this Agreement.

East Kentucky Power Cooperative

Ann Bridges
Signature

Ann Bridges
Name (Please Print)

Interim CFO
Title

2/4/2021
Date

Consultant

Signature

John Wolfram .
Name (Please Print)

Principal .
Title

February 1, 2021 .
Date

EXHIBIT A

STATEMENT OF WORK

CONSULTANT'S/CONTRACTOR'S STATEMENT OF WORK FOR SPECIFIC PROJECT WILL BE INCORPORATED AS EXHIBIT A AND ATTACHED TO PURCHASE ORDER

Project: Pass-Through Rate Filings for Member Systems

Scope of Work: Catalyst Consulting will prepare materials for pass-through rate filings for the EKPC Member Systems pursuant to KRS 278.455 and undertake the related tasks for such filings with the Kentucky Public Service Commission.

Pricing: For all activities on this project, Catalyst Consulting will charge for services at the following hourly rates:

Member	John Wolfram	$200 per hour

The hourly rates quoted are effective through December 31, 2021.

For all travel (if any) Catalyst Consulting will bill the actual reasonable cost of transportation, meals, lodging, and incidentals. Mileage reimbursement will be in accordance with rates allowed by the IRS. Catalyst Consulting may also bill for other ad hoc expenses, including printing, shipping, etc., if incurred. Reasonable efforts will be made to minimize expenses and obtain advantageous pricing.

For any activities that are not expressly provided for in the Scope of Work, Catalyst Consulting will bill for its services based on the time spent performing the requested services, for the actual costs of travel, accommodations, and ad hoc expenses reasonably incurred.

EXHIBIT B

ARTICLE 22 INSURANCE (RC5)

22.01 Consultant's Insurance Obligations: Consultant shall provide and maintain, and shall require any and all subcontractors to provide and maintain, with an insurance company authorized to do business in the Commonwealth of Kentucky and otherwise acceptable to EKPC the following insurance:

a) Workers Compensation and Employer's Liability Policy: Prior to the start of the Work, Consultant shall submit evidence of Contractors Workers' Compensation and Employer's Liability Insurance Policy, and each such policy shall include:
   1) Workers' Compensation (statutory benefits coverage) Insurance in accordance with the laws of the Commonwealth of Kentucky
   2) Employer's Liability with a minimum limit of Five Hundred Thousand Dollars ($500,000) with respect to Bodily Injury Each Accident/($500,000) Bodily Injury by Disease Each Employee/($500,000) Bodily Injury by Disease Policy Limit.
   3) United States Longshoremen and Harbor Workers Act Endorsement (WC 00 01 06); if exposures warrant.
   4) Maritime "Jones Act" Endorsement (WC 00 02 01); if exposures warrant.
   5) Federal Employer's Liability Act Endorsement "FELA" (WC 00 01 04); if exposures warrant.
   6) Federal Coal Mine Health and Safety Act Coverage Endorsement (WC 00 01 02); if exposures warrant.

b) Commercial General Liability Policy: Prior to the start of Work, Consultant shall provide evidence of Consultant's Policy providing Commercial General Liability Insurance, with combined single minimum limit for bodily injury and property damage of One Million Dollars ($1,000,000) each Occurrence/One Million Dollars ($1,000,000) General Aggregate and the following coverages:
   1) Coverage for premises and operations, including Work let or sublet.
   2) No exclusion of coverage for Blanket Contractual Liability to the extent covered by the policy against liability assumed by Consultant under this Contract.
   3) No exclusion for Broad Form Property Damage hazard.
   4) No exclusion for liability arising out of blasting, collapse, and underground property damage hazards.
   5) Products and Completed Operations Liability Coverage with a One Million Dollars ($1,000,000) Aggregate Limit. Said coverage must continue in force for a minimum of two (2) years from the Acceptance of Work.
   6) Personal and Advertising Injury Liability coverage with a Five Hundred Thousand Dollar ($500,000) Limit and Contractual Liability Exclusion (#5) eliminated.
   7) Said policy shall name EKPC as an Additional Insured to the extent necessary to fulfill Contactor's indemnity obligations under this agreement, with Consultant's policy deemed to be primary.
   8) Said policy shall be endorsed to provide that the underwriter(s) have waived their Rights of Recovery Against Others (subrogation) against EKPC and EKPC's insurance carrier(s).
   9) Coverage shall be amended to provide for Aggregate Limit of Liability at each project or jobsite.
   10) Should policy contain a deductible clause for bodily injury or property damage liability, said deductible shall be shown on the Certificate of Insurance, and Consultant's carrier shall agree to pay any such claims "first dollar" and then recover the deductible amount from Consultant.

c) Professional/Errors and Omissions Liability Insurance: If applicable, Consultant shall provide prior to the start of work, evidence of Consultant's Professional Liability Insurance insuring Consultant and any other firms or persons under Consultant's direction, professional acts,

errors, omissions in planning, operation, design, and completion of the contracted work. Said insurance will have as minimum limits of liability $500,000 Each Occurrence and $1,000,000 Aggregate. Should policy contain a deductible clause, said deductible shall be shown on the Certificate of Insurance, and Consultant's carrier shall agree to pay any such claims "first dollar" and then recover the deductible amount from Consultant.

22.02 Quality of Insurance Coverage: The above policies to be provided by Consultant shall be written by companies satisfactory to EKPC or having a Best Rating of not less than A- ("Excellent"). These policies shall not be materially changed or cancelled except with thirty (30) days written notice to EKPC from the Consultant and the Insurance Carrier. Evidence of coverage, notification of cancellation or other changes shall be mailed to:

ATTN: Risk Management
East Kentucky Power Cooperative, Inc.
P. O. Box 707
Winchester, KY 40392-0707

22.03 Implication of Insurance: EKPC shall not be obligated to review any of Consultant's Certificates of Insurance, insurance policies, or endorsements, or to advise Consultant of any deficiencies in such documents. Minimum limits and coverages required under this Article should not be construed to necessarily be adequate for Consultant's own insurance and risk management needs. Any receipts of such documents or their review by EKPC shall not relieve Consultant from or be deemed a waiver of EKPC's rights to insist on strict fulfillment of Consultant's obligations under the Contract.

22.04 Certificates of Insurance: EKPC reserves the right to request and receive a summary of coverage of any of the above policies or endorsements.

22.05 Other Notices: Consultant shall promptly report in writing to Company all near misses, accidents or incidents, including property damage, arising out of or in connection with the Work, giving full details and statements of any witnesses, pictures and providing Company with a full and thorough investigation of the incident. Notice shall be given to EKPC's Safety Manager at Headquarters or to the onsite Safety Coordinator for the specific facility.

11444
673679
7/15

Power System Engineering, Inc.

Full Service Consultants

Please remit payment to: 1532 W. Broadway
Madison, WI 53713
866-825-8895
[redacted]

INVOICE

May 18, 2020
Work Order: KY0592006
Invoice No: 9033565

EAST KENTUCKY POWER COOPERATIVE
ATTN: ISAAC SCOTT
4775 LEXINGTON ROAD
PO BOX 707
WINCHESTER, KY 403920707

Subject: EKPC 2020 Wholesale Rate Study

PO# 140300

The following charges are for consulting services performed through May 2, 2020 related to the wholesale rate study being completed.

Professional Consulting Labor	6.00 hrs.	$1,500.00

AMOUNT DUE THIS INVOICE **$1,500.00 USD**

Purchaser is responsible for all sales, use or excise taxes. Any such taxes not included in this invoice may be invoiced at a later date. Payment due upon receipt, a 1.5% per month charge will be applied to amounts not paid within 30 days.

11444
673678
7/15

Power System Engineering, Inc.

Full Service Consultants

Please remit payment to: 1532 W. Broadway
Madison, WI 53713
866-825-8895

[redacted]

INVOICE

June 11, 2020
Work Order: KY0592006
Invoice No: 9033853

EAST KENTUCKY POWER COOPERATIVE
ATTN: ISAAC SCOTT
4775 LEXINGTON ROAD
PO BOX 707
WINCHESTER, KY 403920707

Subject: EKPC 2020 Wholesale Rate Study

PO# 140300

The following charges are for consulting services performed through May 2020 related to the wholesale rate study being completed.

Professional Consulting Labor	43.50 hrs.	$7,830.00

AMOUNT DUE THIS INVOICE **$7,830.00 USD**

Prior Invoices Due for Payment

Invoice No.	Invoice Date	Days Old	Invoice Amount	Received	Balance
9033565	5/18/2020	24	$1,500.00	$.00	$1,500.00
					$1,500.00

Purchaser is responsible for all sales, use or excise taxes. Any such taxes not included in this invoice may be invoiced at a later date. Payment due upon receipt, a 1.5% per month charge will be applied to amounts not paid within 30 days.

11444
673677
8/13

Power System Engineering, Inc.

Full Service Consultants

Please remit payment to: 1532 W. Broadway
Madison, WI 53713
866-825-8895
[redacted]

INVOICE

July 14, 2020
Work Order: KY0592006
Invoice No: 9034230

EAST KENTUCKY POWER COOPERATIVE
ATTN: ISAAC SCOTT
4775 LEXINGTON ROAD
PO BOX 707
WINCHESTER, KY 403920707

Subject: EKPC 2020 Wholesale Rate Study

PO# 140300

The following charges are for consulting services performed through June 2020 related to the wholesale rate study being completed. This includes continuing to complete the historical cost of service model.

Professional Consulting Labor	46.00 hrs.	$8,280.00

AMOUNT DUE THIS INVOICE **$8,280.00 USD**

Prior Invoices Due for Payment

Invoice No.	Invoice Date	Days Old	Invoice Amount	Received	Balance
9033565	5/18/2020	57	$1,500.00	$.00	$1,500.00
9033853	6/11/2020	33	$7,830.00	$.00	$7,830.00
					$9,330.00

Purchaser is responsible for all sales, use or excise taxes. Any such taxes not included in this invoice may be invoiced at a later date. Payment due upon receipt, a 1.5% per month charge will be applied to amounts not paid within 30 days.

11444
676605
9/13

Power System Engineering, Inc.

Full Service Consultants

Please remit payment to: 1532 W. Broadway
Madison, WI 53713
866-825-8895
[redacted]

INVOICE

August 14, 2020
Work Order: KY0592006
Invoice No: 9034488

EAST KENTUCKY POWER COOPERATIVE
ATTN: ISAAC SCOTT
4775 LEXINGTON ROAD
PO BOX 707
WINCHESTER, KY 403920707

Subject: EKPC 2020 Wholesale Rate Study

PO# 140300

The following charges are for consulting services performed through July 2020 related to the wholesale rate study being completed. This includes finishing work on the historical test year cost of service.

Professional Consulting Labor	39.50 hrs.	$7,670.00

AMOUNT DUE THIS INVOICE **$7,670.00 USD**

Prior Invoices Due for Payment

Invoice No.	Invoice Date	Days Old	Invoice Amount	Received	Balance
9034230	7/14/2020	31	$8,280.00	$.00	$8,280.00
					$8,280.00

Purchaser is responsible for all sales, use or excise taxes. Any such taxes not included in this invoice may be invoiced at a later date. Payment due upon receipt, a 1.5% per month charge will be applied to amounts not paid within 30 days.

11444
679077
10/9

Power System Engineering, Inc.

Full Service Consultants

Please remit payment to: 1532 W. Broadway
Madison, WI 53713
866-825-8895
[redacted]

INVOICE

September 09, 2020
Work Order: KY0592006
Invoice No: 9034772

EAST KENTUCKY POWER COOPERATIVE
ATTN: ISAAC SCOTT
4775 LEXINGTON ROAD
PO BOX 707
WINCHESTER, KY 403920707

Subject: EKPC 2020 Wholesale Rate Study

PO# 140300

The following charges are for consulting services performed through August 2020 related to the wholesale rate study being completed. This includes preparing for and conducting review call with EKPC on the historical cost of service model.

Professional Consulting Labor	10.25 hrs.	$2,335.00

AMOUNT DUE THIS INVOICE **$2,335.00 USD**

Prior Invoices Due for Payment

Invoice No.	Invoice Date	Days Old	Invoice Amount	Received	Balance
~~9034488~~	~~8/14/2020~~	~~26~~	~~$7,670.00~~	~~$.00~~	~~$7,670.00~~
					~~$7,670.00~~

Purchaser is responsible for all sales, use or excise taxes. Any such taxes not included in this invoice may be invoiced at a later date. Payment due upon receipt, a 1.5% per month charge will be applied to amounts not paid within 30 days.

11444
685212
12/16

Power System Engineering, Inc.

Full Service Consultants

Please remit payment to: 1532 W. Broadway
Madison, WI 53713
866-825-8895

[redacted]

INVOICE

November 10, 2020
Work Order: KY0592006
Invoice No: 9035415

EAST KENTUCKY POWER COOPERATIVE
ATTN: ISAAC SCOTT
4775 LEXINGTON ROAD
PO BOX 707
WINCHESTER, KY 403920707

Subject: EKPC 2020 Wholesale Rate Study

PO# 140300

The following charges are for consulting services performed through October 2020 related to the wholesale rate study and filing being completed. This includes some analysis and preparing a draft of testimony and exhibits for the cost of service study.

Professional Consulting Labor	28.50 hrs.	$5,550.00

AMOUNT DUE THIS INVOICE **$5,550.00 USD**

073-4800

Purchaser is responsible for all sales, use or excise taxes. Any such taxes not included in this invoice may be invoiced at a later date. Payment due upon receipt, a 1.5% per month charge will be applied to amounts not paid within 30 days.

11444
693527
3/10

Power System Engineering, Inc.

Full Service Consultants

Please remit payment to: 1532 W. Broadway
Madison, WI 53713
866-825-8895
[redacted]

INVOICE

February 08, 2021
Work Order: KY0592006
Invoice No: 9036319

EAST KENTUCKY POWER COOPERATIVE
ATTN: ISAAC SCOTT
4775 LEXINGTON ROAD
PO BOX 707
WINCHESTER, KY 403920707

Subject: EKPC 2020 Wholesale Rate Study

PO# 140300

The following charges are for consulting services performed through January 30, 2021 related to the wholesale rate study and filing being completed. This includes updating of all analysis with pro forma adjustments and rate design/revenue modeling.

Professional Consulting Labor	63.50 hrs.	$13,097.50

AMOUNT DUE THIS INVOICE **$13,097.50 USD**

Payments by check may be remitted to:

Power System Engineering
1532 W. Broadway, Suite 103
Madison, WI 53713

ACH Payments may be made to:

BMO Harris Bank
Routing #: [redacted]
Account # [redacted]
Please email ACH remittance to: [redacted]

073/4800

Project No. A0252

Purchaser is responsible for all sales, use or excise taxes. Any such taxes not included in this invoice may be invoiced at a later date. Payment due upon receipt, a 1.5% per month charge will be applied to amounts not paid within 30 days.

Power System Engineering

Cost of Service Study and Rate Design Services

Proposal Prepared for:

EAST KENTUCKY POWER COOPERATIVE
A Touchstone Energy Cooperative

March 27, 2020

Contact: Richard J. Macke

[redacted]

Direct: 763-783-5349

Mobile: 612-817-3462

Fax: 763-755-7028

10710 Town Square Dr. NE, Suite 201
Minneapolis, MN 55449

www.powersystem.org

Power System Engineering, Inc.

Full Service Consultants

March 27, 2020

Mr. Isaac Scott, Pricing Manager
East Kentucky Power Cooperative
4775 Lexington Rd, P.O. Box 707
Winchester, KY 40392-0707

Subject: Cost of Service Study and Rate Design Services

Dear Isaac:

In response to your email on March 20, 2020, please find attached a proposal on behalf of Power System Engineering, Inc. (PSE).

This proposal includes the following:

Section 1: Overview
Section 2: Work Plan
Section 3: Project Timeline and Cost Estimate
Section 4: PSE Qualifications and Project Team

I appreciate your interest in retaining PSE on this project. Please feel free to call me at (763) 783-5349 if you have any questions or comments.

Very truly yours,

Richard J. Macke
Vice President
Economics, Rates, & Business Planning

If this proposal meets your needs, sign below to allow us to begin the project at a mutually convenient date. Please scan this signature page and email to [redacted]

3/27/20

Signature and Date | Signature and Date

Richard J. Macke, Vice President

Print Name and Title | Print Name and Title

Power System Engineering, Inc.

Company Name | Company Name

Table of Contents

1 Overview 1

2 Work Plan 2
2.1 Cost of Service Study 2
2.1.1 Objectives 2
2.1.2 Tasks 2
2.1.3 Deliverables 3
2.2 Rate Design Study 3
2.2.1 Rate Design Study Objectives 3
2.2.2 Rate Design Study Tasks 3

3 Project Timeline and Cost Estimate 5
3.1 Project Timeline 5
3.2 Cost Estimate 5

4 PSE Overview 7
4.1 Company History and Overview 7
4.2 Economics, Rates, & Business Planning 8
4.3 Project Team 8
4.4 PSE Departments and Services 10

1 Overview

Power System Engineering, Inc. (PSE) proposes to conduct a Cost of Service (COS) and Rate Design Study for East Kentucky Power Cooperative (EKPC). The proposed services will be conducted with the expectation that they will be filed with the Kentucky Public Service Commission (PSC) in support of a rate application.

It is our understanding that, based on the prior rate study that was completed in 2019 and its current needs, EKPC has concluded that this study should focus on updating EKPC's existing rate structure to reflect current COS data and to produce the revenues necessary to fund expected revenue requirements. Further, we understand that EKPC proposes to file an application at the Kentucky Public Service Commission (PSC) in late fall 2020. PSE will provide testimony and exhibits necessary to support the COS and rate design data presented in the application and EKPC will provide all other data that may be required.

PSE will provide tables, comparisons and other data that may be necessary for presentation to EKPC's Owner-Members during its internal approval process. The number and frequency of meetings will be determined later; however, it should be noted that our proposal anticipates a total of two onsite[1] meetings to be used as determined later. If additional onsite or web-based meetings are desired, we will certainly accommodate.

The primary work product of the study will be exhibits with accompanying prefiled direct testimony, as well as, work papers for submittal to the PSC. We will support this testimony and exhibits via data request responses, rebuttal testimony, and as a witness at a public hearing.

[1] Assuming no travel or face-to-face restrictions are in place.

2 Work Plan

2.1 Cost of Service Study

2.1.1 Objectives

We understand that the objectives for the COS are as follows:

- Utilize a 2019 Test Year with Pro Forma Adjustments as is typically offered to and accepted by the PSC.
- Utilize an Average and Excess Demand (AED) COS methodology for classification of power supply plant.
- Prepare alternative COS analyses that consider both rolling the Environmental Surcharge Rider into base rates and leaving the environmental surcharge as a percentage adder to base rates.
- Facilitate discussion of COS results for use in developing and supporting the Rate Design Services.
- Organize with supporting testimony and work papers to support rate application with the PSC.

2.1.2 Tasks

In order to complete the study requested, PSE proposes the following Scope of Services:

1. Data Gathering and Review
   a. PSE will provide a list of data required to conduct the COS.
   b. PSE will review and become familiar with this data for input into the COS model and provide any follow up data requirements that might be necessary.
2. Test Year and Revenue Requirements
   a. The Test Year is expected to be 2019 with adjustments for known and measurable changes.
   b. It is expected that EKPC will provide the revenue requirements to be used in the COS. PSE will review and incorporate into the COS.
3. Cost of Service Study
   a. PSE will develop an average embedded COS that will functionalize costs into the following components:
      i. Production (including purchased power):
         - Capacity
         - Energy
      ii. Transmission
      iii. Substations
      iv. Other (if necessary)

b. Based on the 2019 COS study and related discussion, PSE will utilize the Average and Excess Demand (AED) Method, to classify production plant and related expenses.

c. PSE will make any adjustments to the COS study necessary to reflect rate classes (e.g. steam service and service to pipelines) that are based on alternative COS data and/or have rates that are fixed by contract.

d. Results of the COS will be explained to EKPC and its Owner-Members.

2.1.3 Deliverables

1. We will facilitate discussion that will ultimately result in the recommendation and adoption of a COS that best reflects EKPC's goals and objectives and is defendable before the PSC.

2. PSE will facilitate multiple meetings to review the progress, results, and recommendations of the COS with management and/or other groups such as Owner-Members.

3. The COS study will be included as an exhibit with supporting direct testimony and any necessary supporting documentation to accompany the rate application, as needed.

2.2 Rate Design Study

The Rate Design Study will be conducted after the COS is completed. Because of the close relationship, we will likely begin discussions on rate design during the latter portion of the COS.

2.2.1 Rate Design Study Objectives

We understand that primary objectives for the Rate Design Services are as follows:

- Update EKPC's current rate structure consistent with the COS results and current cost data
- Establish an updated rate structure that is supported by EKPC and the Owner-Members.
- Consider impact of PJM on the wholesale rate design.
- Include an option for incorporating the current environmental surcharge into base rates.
- Incorporate result along with COS into a rate application before the PSC; to include supporting testimony and work papers.

2.2.2 Rate Design Study Tasks

To complete the Rate Design Study, we propose the following Scope of Services:

1. Research load profiles and resources to update rate designs.
2. Research and evaluate PJM market conditions in terms of its potential influence on rate design.

3. Develop wholesale rate structure proposals applicable to the Owner-Members that will, among other things:[2]
   a. Develop the targeted revenue requirements.
   b. Reflect the cost of providing service.
   c. Provide appropriate price signals to the Owner-Members.
   d. Be generally acceptable to the Owner-Members.
   e. Be acceptable to the PSC
4. Recommend rate designs for each of the rate schedules.
5. Prepare comparative information between the present wholesale rate and any proposed wholesale rates.
6. Prepare rate design exhibits and direct testimony to support rate application.

[2] It is important to emphasize that it may not be possible to accomplish all of these objectives in a single rate structure. We pledge to work with EKPC and the Owner-Members to develop a rate that represents the best compromise of the above, and perhaps other objectives.

3 Project Timeline and Cost Estimate

3.1 Project Timeline

A potential late fall 2020 filing date is achievable with considerable effort and we are prepared and available to begin this study immediately. The schedule details can be refined after further discussions, perhaps during the proposed initial kick-off meeting[3]. In the meantime, below is a draft timeline of major milestones, subject to change based upon further discussions. This timeline follows our prior emails and discussion regarding the possibility of EKPC filing an application in late fall 2020.

Milestones	Date
Kick-Off Meeting or Conference Call for EKPC and PSE to refine project schedule, tasks and data requirements.	**4/3/2020**
EKPC provides all historical test year required for COS and rate design studies.	**4/15/2020**
EKPC provides its pro forma revenue requirement and all related test year adjustments.	**6/1/2020**
PSE finalizes the COS study including EKPC feedback.	**7/15/2020**
PSE finalizes rate design including EKPC feedback.	**8/31/2020**

PSE recommends that the kick-off meeting be scheduled as soon as practical.

3.2 Cost Estimate

PSE generally prefers to be compensated for services performed on an hourly rate basis. In this way, our clients are assured that they are paying only for services rendered. The cost of preparing these types of studies is greatly influenced by the complexity of the existing rate, complexity of the power supply resource portfolio, accuracy and/or adequacy of data provided by the client, and scope of changes considered. Based on experience, we propose the following price for the Proposed Scope of Services contained herein:

Proposed Project Cost	
Description	**Budget Estimate**
COS and Rate Design Study	
Cost of Service Study	$50,000
Rate Design Study	18,000
Board Meeting	5,000
Regulatory Filing (Testimony)	16,000
Total	**$89,000**
Regulatory Support (Discovery, Hearings, etc.)	As Needed

[3] Due to the current conditions resulting from the Covid-19 pandemic, we anticipate this meeting and possibly later meetings being web-based.

PSE proposes to participate in two onsite meetings in the completion of the project. The first is proposed to be the board presentation meeting, and, the second, attendance at the initial hearing at the PSC.

Pricing shall remain valid for a period of ninety (90) days from the submission of this proposal.

4 PSE Overview

4.1 Company History and Overview

History: Power System Engineering, Inc. (PSE) began in early 1974, establishing an office in Madison, WI, our corporate headquarters, to serve the engineering and technology needs of electric cooperatives. Over the past 45 years, PSE has evolved to become a full service electrical and mechanical consulting firm for utilities, private industry, government entities, and associations across North America. View our website at www.powersystem.org for additional information.

Company: PSE is a professional services consulting firm organized as a Subchapter "S" Wisconsin Corporation (TIN 39-1204386). As such, PSE's stock is 100% owned by its employees. The President and other principals of the Company make up PSE's Executive Committee:

- Erik S. Sonju, P.E. – President and Vice President, Utility System Planning & Studies
- Richard J. Macke - Vice President, Economics, Rates, and Business Planning
- Josh L. Mulder, P.E. - Vice President, Industrial Engineering and Energy Resources
- Jim Weikert - Vice President, Utility Automation and Communications
- Kevin L. McCutcheon – Vice President, Utility Engineering & Design
- Christine Loga - Business Office Manager
- Darren Westby, P.E. – Senior Technical Advisor

Employees: Our nearly 80 full-time employees, include project, resource, system planning, and communication engineers; economists, fiber, GIS, SCADA, AMI and IT experts; line design and database technicians; and rate and financial analysts. We have developed a broad base of expertise and have substantial capability to help our clients in areas from communication and distribution system automation, system planning and protection, rates and financial studies, supporting IT infrastructure, as well as system design. Our mission statement -- "*Forward thinking professionals helping clients and colleagues achieve their goals*" -- shows the commitment we have to our clients and gives them the confidence that our team is motivated to satisfy their needs and represent their interests.

Offices: PSE has offices in Madison, WI (headquarters), Minneapolis, MN; Prinsburg, MN; Marietta, OH; Sioux Falls, SD; Lexington, KY; and Topeka, KS.

PSE is entirely focused as an independent consultant. PSE is NOT a value-added reseller (VAR) of any software, hardware, or services from any supplier. Our entire business model is based on being an agent, advocate, resource, and technical advisor to our clients.

PSE's Core Values

1. **Client Relationships**: We value the foundation of client relationships which has allowed us to continue our profession for over 40 years.
2. **Our Colleagues**: We value the talent, work ethic, supportiveness, down-to-earth traits, and team spirit portrayed by our colleagues whom we work alongside.
3. **Integrity**: We value the quality of being honest, accountable, and having strong moral principles through the professional services we provide.
4. **Opportunity**: We value the opportunities that offer us to make improvements, learn new things, grow, and be successful.
5. **Safety**: We value the health and safety of those around us and it is our responsibility to place it before everything else regardless of our role and where we find ourselves.
6. **Community**: Our value of community is shown by where we live, where we volunteer, where we donate, and where we provide our professional services.

PSE's Vision Statement

We are committed to uniting innovative solutions with proven approaches to become an industry leader for the benefit of clients and colleagues.

4.2 Economics, Rates, & Business Planning

The Economics, Rates, and Business Planning department at PSE has been completing rate design and COS studies for over 40 years. Over the past five years, PSE has completed over 100 rate and financial projects for electric utilities, spanning 14 states. Our staff includes former utility rate analysts and a former utility CFO, along with a number of MBAs and CPAs. The team holds various degrees in mathematics, accounting, business, law, and economics. We regularly attend and present at industry events concerning rate design, COS, accounting, and financial matters and have conducted training seminars for domestic and international utilities and organizations. Collectively, our team has over 100 years of experience working for or consulting with electric utilities on rate, COS, accounting, and financial matters.

4.3 Project Team

PSE proposes to devote an experienced Project Team to this effort. Day-to-day activities including the management of the project scope, budget, and schedule will be handled by Richard J. Macke. Messrs. Jeffrey C. Laslie and Jacob Olson will serve as the primary analysts.

While we have other staff available to assist in this project, the following diagram illustrates the composition of the key project team members. Short bios are below. Full resumes can be provided upon request.

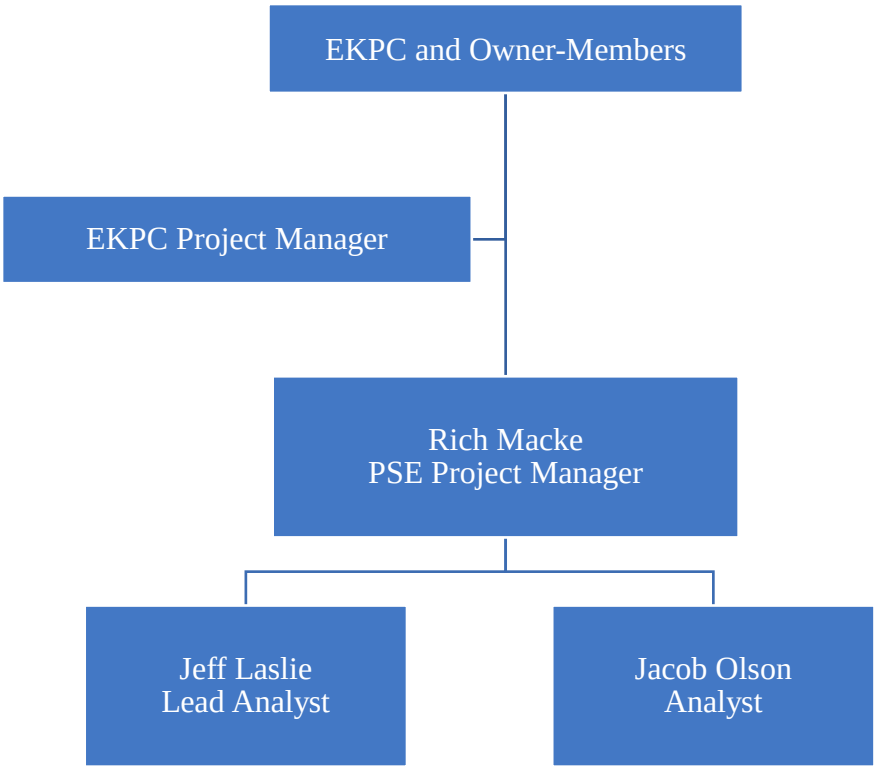

Jeffrey C. Laslie, CPA *(Senior Consultant, Indianapolis, IN)*
Mr. Laslie is a Certified Public Accountant with a BS degree in Accounting from Ball State University at Muncie, Indiana. He has over 41 years of utility industry and consulting experience in matters related to generation and transmission rates, cooperative and municipal electric distribution rates, financial planning, and other industry issues. In addition, he has made numerous appearances as an expert witness before regulatory commissions and has participated in state and federal commission interventions.

Richard J. Macke *(Vice President, Economics, Rates, and Business Planning, Minneapolis, MN)*
Mr. Macke leads the Economics, Rates, and Business Planning practice area at PSE where he serves on both the Board of Directors and the Executive Committee. He and his staff provide services to utilities and the utility industry in areas concerning business strategy, cost of service studies, rate design studies, demand-side management programs, resource planning, performance benchmarking, mergers and acquisitions, regulatory support, and expert testimony. He is frequently called upon to speak to utility management, directors, commissioners, and industry associations on a broad range of topics related to utility economics, finance, rates, and business strategy. He holds an MBA from the Carlson School of Management at the University of Minnesota and has over 23 years of experience consulting with electric utilities.

Jacob T. Olson (*Rate and Financial Analyst, Minneapolis, MN)*
Mr. Olson earned a BBA degree in Finance from the University of Minnesota at Duluth, Minnesota. He participates in the completion of various financial and utility rate studies, where he has over 4 years of experience. He manages and documents progress on assigned tasks, deadlines, and budgets for multiple projects simultaneously and assists in the preparation of analyses and exhibits as needed to support expert testimony.

4.4 PSE Departments and Services

PSE is a full-service electrical and mechanical consulting firm for utilities. Our entire business model is based on being an agent, advocate, resource, and technical advisor to our clients. Beyond our Economics, Rates, and Business Planning department, we have other specialized departments in Utility Automation & Communication, Industrial Engineering and Energy Resources, Utility System Planning and Studies, and Utility Engineering and Design.

Below are organizational charts and a summary list of services for each of our departments. If there are additional services that PSE could provide, please reach out and we can discuss in further detail.

Contacts for each department:

Economics, Rates, & Business Planning
Rich Macke, [redacted]
(direct) 763-783-5349 or (mobile) 612-817-3462

Utility Automation & Communication:
Jim Weikert, [redacted]
(direct) 608-268-3556 or (mobile) 608-206-3753

Industrial Engineering and Energy Resources:
Josh Mulder, [redacted]
(direct) 320-978-8046 or (mobile) 320-981-0311

Utility System Planning and Studies
Erik Sonju, [redacted]
(direct) 608-268-3501 or (mobile) 608-695-8414

Utility Engineering and Design
Kevin McCutcheon, [redacted]
(direct) 740-760-1656 or (mobile) 740-525-3855

Forward-Thinking Professionals
Helping Clients and Colleagues **ACHIEVE** Their **Goals.**

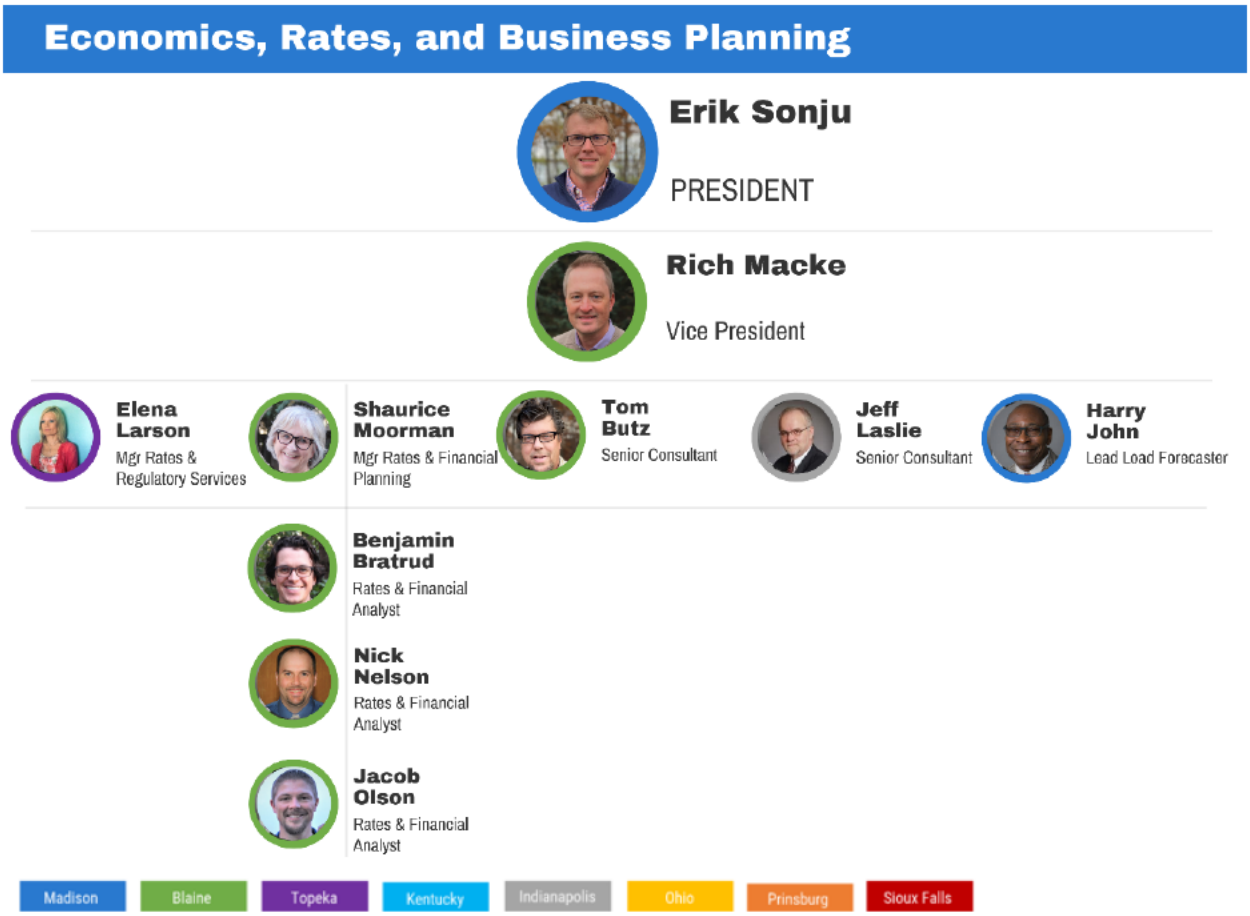

Services include:

Rate Design

- Cost of Service Studies
- Transmission Formula-Based Rates
- EV and DER Rates & Programs
- Wheeling and Standby Rates
- Regulatory Filings and Support
- Formula-Based Rates
- Mergers and Acquisitions
- Workshops and Training
- Financial Forecasting and Planning
- Contracts and Policies
- Management Consulting Services

Economics

- Long-Range Load Forecasting
- Power Supply Resource Planning & Modeling
- Market Pricing Forecasting
- Market Participation
- Renewable Energy Assessments
- Demand Side Management (DSM) Studies
- Data and Load Analytics
- Dynamic Pricing Development and Impacts
- Business Case Development
- Market Research and Surveys
- Industry Education

Forward-Thinking Professionals
Helping Clients and Colleagues **ACHIEVE** Their **Goals.**

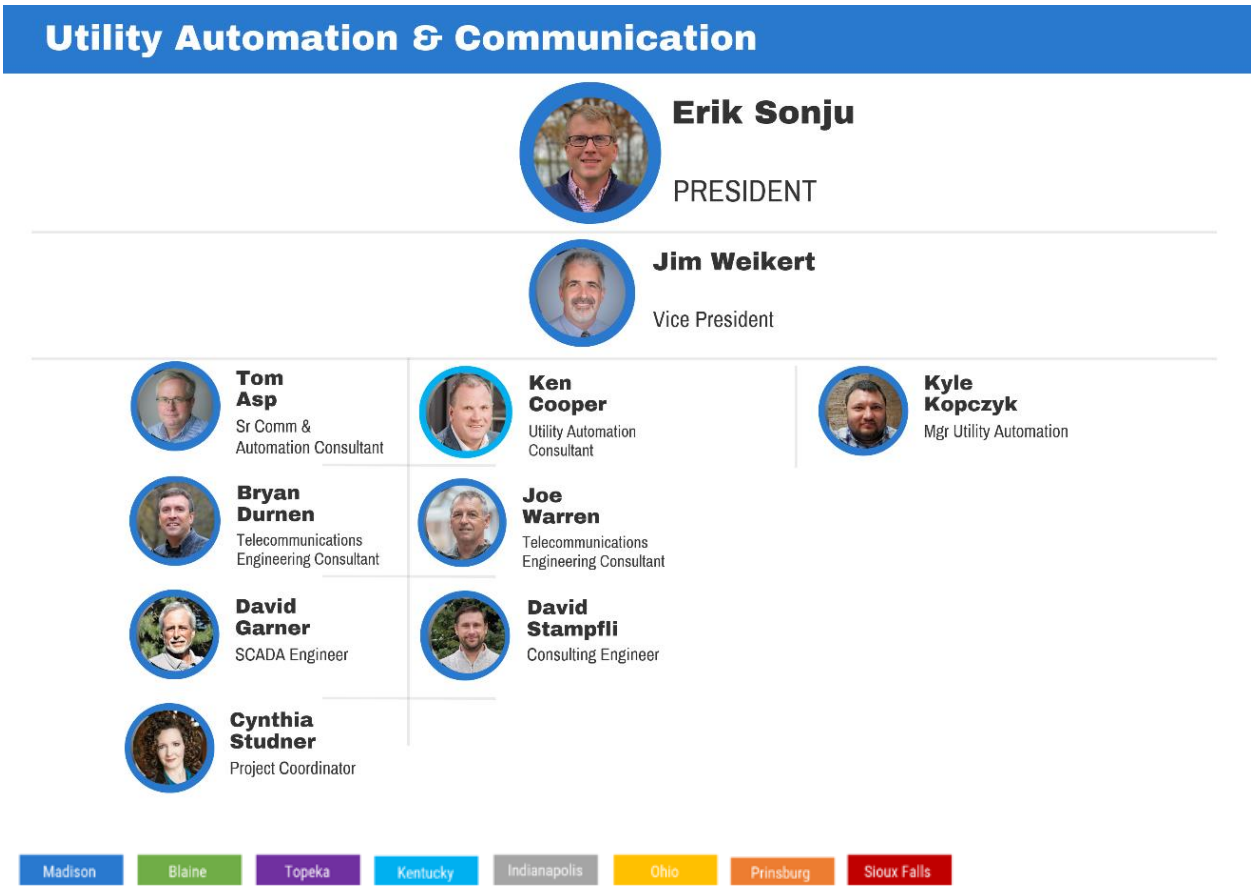

Services include:

Automation, Planning & Strategy:

- Technology Work Plans
- Technology Procurement
- AMI, MDM, and Load Management
- Customer and Financial Information System (CIS & FIS)
- Demand Response
- Distribution Automation (DA)
- Mobile Work Management (MWM)
- Outage Management System (OMS)

Communications Services:

- Fiber Optics
- Land Mobile Radio (LMR)
- Network Architecture
- Field Area Network
- Microwave
- Spectrum Acquisition and Channel Planning
- Strategic Communication Plans

Geographical Information System (GIS) Services:

- GIS Procurement
- Modernization
- Mobile Mapping
- System Integration
- SCADA

Analytics and Business Intelligence

Fiber to the Premise (FTTP)

- FTTP Strategies
- Broadband Feasibility Studies

Supervisory Control and Data Acquisition (SCADA) Services:

- Getting Started
- Distribution SCADA
- Generation & Transmission SCADA
- Substation Automation

Forward-Thinking Professionals
Helping Clients and Colleagues **ACHIEVE** Their **Goals.**

Services include:

Transmission and Distribution Studies

- Services include:
- Arc Flash Studies
- Distributed Generation Interconnection Studies
- Distribution Construction Work Plan
- Distribution Long Range Plan
- Distribution Loss Reduction Studies
- Distribution (Power Factor Correction) Studies
- Distribution Sectionalizing and System Protection Studies
- Transmission Power Flow Studies
- Transmission Reactive Compensation Studies
- Transmission Stability Studies
- Transmission System Impact Studies
- Value of Service Studies and System Reliability Studies

Planning Services

- Near-Term and Long-Range Planning
- Dynamic & Transient Stability
- Steady State Analysis
- Reliability Analysis (NERC TPL)
- Reactive Power & Compensation
- Voltage Stability
- Renewable Energy & Energy Storage
- System Protection
- Non-Wires Solutions

Forward-Thinking Professionals
Helping Clients and Colleagues **ACHIEVE** Their **Goals.**

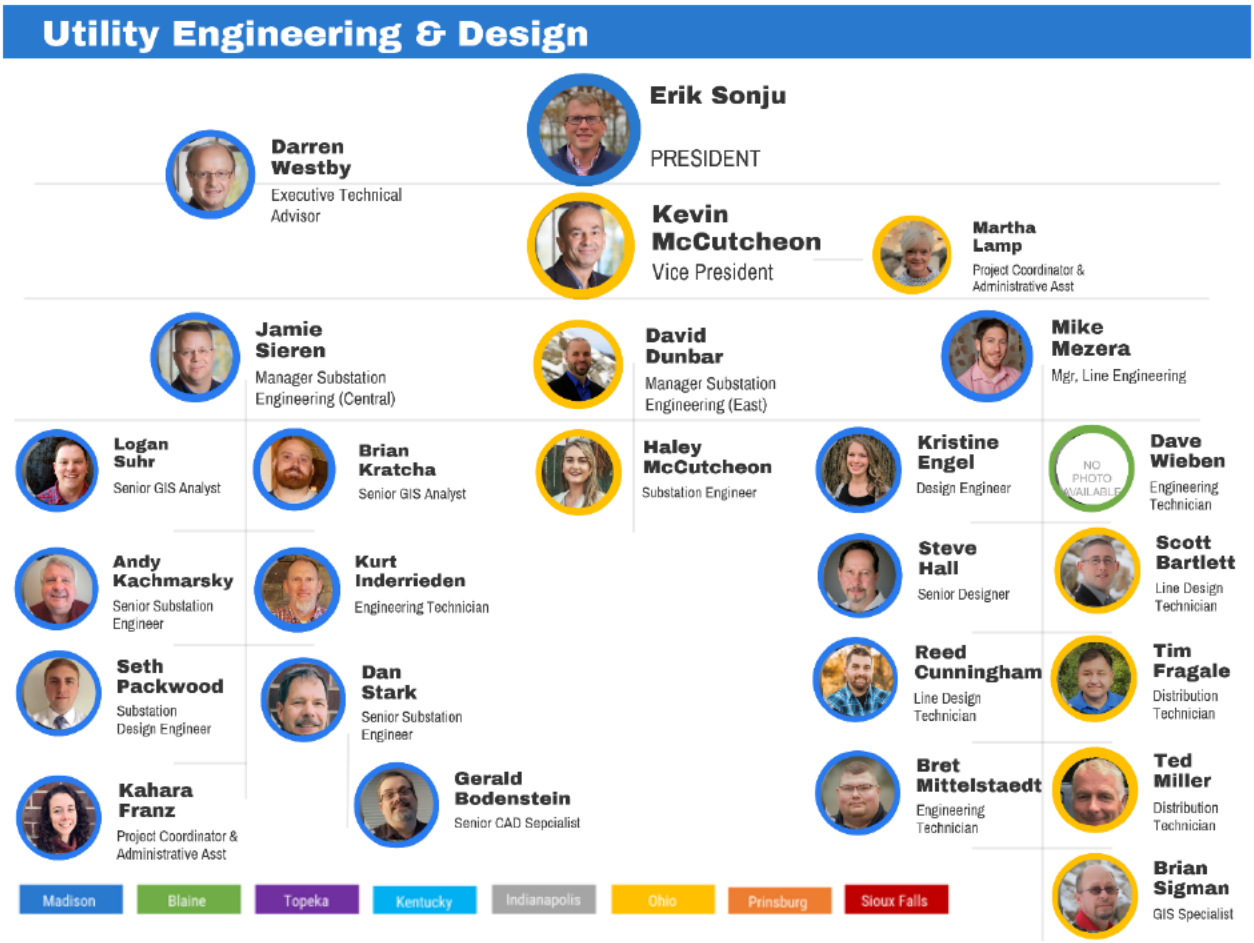

Services include:

Line Design

- Plan & Profile Drawings
- Retirement & Construction Staking Sheets
- Structure Assembly Diagrams
- Conductor Sag and Tension Tables
- Conductor Galloping Analysis
- Material and Labor Specifications
- Contracts and Procurement
- Assessment of Existing Facilities

Substation Design

- Conceptual Design & Budgetary Pricing
- Siting & Regulatory Approvals
- Spill Prevention Control & Countermeasure (SPCC) Plans
- Layout & Schematic Drawings
- Equipment Specification Procurement
- Relaying & SCADA Design
- Installation Technical Support
- Onsite Commissioning & Testing
- Final Record Documentation

Geographical Information Systems (GIS)

- Assessment of existing GIS deployments
- GIS procurement and conversion services
- GIS maintenance services, including map and data updates
- Production of in-house or external web mapping applications
- Mobile GIS applications
- Integration of GIS with CIS, OMS, AVL, WMS, etc.
- Telecommunication analysis and fiber mapping
- Integration with PSE's Utility Operations Dashboard
- Training of utility staff for proficient use of the GIS and related tools such as software, web mapping applications, and GPS

Forward-Thinking Professionals
Helping Clients and Colleagues **ACHIEVE** Their **Goals.**



Services include:

Mechanical Engineering Services for Industrial Facilities

Process & Power Piping Design

- Liquified Petroleum Gas
- Liquid Fertilizer & Liquid Chemical
- Anhydrous Ammonia
- Steam
- Ethanol Water Treatment

HVAC & Plumbing

- In-floor, radiant, central plant, or decentralized heating designs
- Plumbing design for commercial & industrial facilities
- Air conditioning design
- Ventilation Schemes

Design

- P&IDs - Piping and Instrumentation Diagrams
- 3D models
- General arrangements
- Orthographic and isometric drawings

Electrical Engineering Services for Industrial Facilities

Electrical Design

- Power distribution design
- Grounding and bonding
- Motor controls and automation
- Lighting design
- Data system infrastructure

- Low voltage systems
- Protective relaying

Studies & Analysis

- Arc flash studies
- Coordination studies
- Energy efficiency
- Power Factor correction analysis
- Power quality investigations
- Hazardous area classification assessment

Renewable Energy / Energy Resources

Solar-only or Solar with DER
Either behind-the-meter or utility-scale services include:

- Technical and economic feasibility studies
- Energy production and performance modeling
- Site resource characterization analysis
- Interconnection application support and coordination
- Power system integration studies
- Detailed design and specifications
- SCADA integration
- Owner's engineer
- NERC MOD and other onsite testing

Energy Storage
Comprehensive battery storage solutions for power producers and independent users:

- Technical and economic feasibility studies
- Performance modeling and cycle optimization
- Power system integration studies
- Program management
- Detailed design and specifications
- SCADA integration
- Owner's engineer

Microgrid
Integrate renewable energy sources into the microgrid system:

- Technical and economic feasibility studies
- Energy resource characterization analysis
- Energy production and load balancing modeling
- Power system integration studies
- Detailed design and specifications
- Communication design and SCADA integration
- Microgrid cyber security
- Microgrid control design
- Owner's engineer

Wind
Development, design, and interconnection of utility-scale projects:

- Technical and economic feasibility studies
- Site resource characterization analysis
- Facilitation of environmental permitting
- Interconnection application support and coordination
- Power system integration studies
- Detailed design and specifications
- SCADA integration
- Owner's Engineer
- NERC MOD and other onsite testing

KENTUCKY PRESS SERVICE
101 CONSUMER LANE
FRANKFORT,KY 40601-
Voice (502) 223-8821 Fax (502) 875-2624

Wednesday, March 31, 2021 01:52 PM

Invoice

	Gwyn	**Invoice Date**	3/31/2021
Agency	East KY Power Cooperative	**PO Number**	
	4775 Lexington Road Winchester, KY 40391-	**Order**	21034EB0

Client Big Sandy RECC
Reps Rachel McCarty

Newspaper Caption	Run Date	Ad Size	Rate	Rate Name	Color	Disc.	Total
HINDMAN TROUBLESOME CREEK TIMES							
Notice -- Big Sandy RECC	03/25/2021	8 x 17.5	$10.00	CLDIS	$0.00	15.0000%	$1,400.00
INEZ MOUNTAIN CITIZEN							
Notice -- Big Sandy RECC	03/24/2021	6 x 17.5	$8.22	CLDIS	$0.00	15.0000%	$863.10
Jackson Breathitt Advocate							
Notice -- Big Sandy RECC	03/25/2021	6 x 17.5	$6.00	CLDIS	$0.00	15.0000%	$630.00
Jackson Times-Voice							
Notice -- Big Sandy RECC	03/24/2021	9 x 17.5	$8.00	CLDIS	$0.00	15.0000%	$1,260.00
LOUISA BIG SANDY NEWS							
Notice -- Big Sandy RECC	03/24/2021	6 x 17.5	$8.86	CLDIS	$0.00	15.0000%	$930.30
PAINTSVILLE HERALD							
Notice -- Big Sandy RECC	03/24/2021	7 x 17.5	$10.00	CLDIS	$0.00	15.0000%	$1,225.00
Prestonsburg Floyd County Chronicle & Times							
Notice -- Big Sandy RECC	03/24/2021	8 x 17.5	$13.40	CLDIS	$0.00	15.0000%	$1,876.00
WEST LIBERTY LICKING VALLEY COURIER							
Notice -- Big Sandy RECC	03/25/2021	6 x 17.5	$5.38	CLDIS	$0.00	15.0000%	$564.90

Total Advertising	$8,749.30
Discounts	$1,312.39
Tax: USA	$0.00
Total Invoice	$7,436.91
Payments	$0.00
Adjustments	$0.00
Balance Due	$7,436.91

Ann Bridges
4-2-2021

ANY QUESTIONS CONCERNING TEARSHEETS AND/OR REQUESTS FOR ACCOUNT CREDIT MUST BE MADE WITHIN FIVE DAYS OF THE DATE OF THIS INVOICE. IF THE REQUEST IS NOT RECEIVED WITHIN FIVE DAYS, THE CLIENT IS RESPONSIBLE FOR FULL PAYMENT OF THE INVOICE AMOUNT. **As of MAY 1, 2017, a 2.5 percent convenience fee will be added if paying by Credit Card.** Amount Due Subject to 1.5% Service Charge After 30 Days Please Pay From This Invoice. No Statement Will Be Sent.

Ad-Vantage™ version 7.64 by Customware, Inc. Copyright 2001-2015

Registered To: Kentucky Press Service

KENTUCKY PRESS SERVICE
101 CONSUMER LANE
FRANKFORT,KY 40601-
Voice (502) 223-8821 Fax (502) 875-2624

Wednesday, March 31, 2021 02:51 PM

Invoice

	Gwyn	**Invoice Date**	3/31/2021
Agency	East KY Power Cooperative	**PO Number**	
	4775 Lexington Road Winchester, KY 40391-	**Order**	21034EB1

Client Blue Grass RECC
Reps Rachel McCarty

Newspaper Caption	Run Date	Ad Size	Rate	Rate Name	Color	Disc.	Total
BARDSTOWN KENTUCKY STANDARD							
Notice -- Blue Grass RECC -- PAGE 1	03/24/2021	8 x 21.5	$17.82	CLDIS	$0.00	0.0000%	$3,065.04
Notice -- Blue Grass RECC -- PAGE 2	03/24/2021	8 x 5	$17.82	CLDIS	$0.00	0.0000%	$712.80
BEREA CITIZEN							
Notice -- Blue Grass RECC -- PAGE 1	03/24/2021	9 x 21.5	$8.86	CLDIS	$0.00	15.0000%	$1,714.41
Notice -- Blue Grass RECC -- PAGE 2	03/24/2021	9 x 5	$8.86	CLDIS	$0.00	15.0000%	$398.70
BROOKSVILLE BRACKEN CO. NEWS							
Notice -- Blue Grass RECC -- PAGE 1	03/25/2021	6 x 21	$6.50	CLDIS	$0.00	15.0000%	$819.00
Notice -- Blue Grass RECC -- PAGE 2	03/25/2021	6 x 5	$6.50	CLDIS	$0.00	15.0000%	$195.00
CARLISLE MERCURY							
Notice -- Blue Grass RECC -- PAGE 1	03/24/2021	6 x 21.5	$6.00	CLDIS	$0.00	15.0000%	$774.00
Notice -- Blue Grass RECC -- PAGE 2	03/24/2021	6 x 5	$6.00	CLDIS	$0.00	15.0000%	$180.00
CYNTHIANA DEMOCRAT							
Notice -- Blue Grass RECC -- PAGE 1	03/25/2021	6 x 21.5	$10.96	CLDIS	$0.00	0.0000%	$1,413.84
Notice -- Blue Grass RECC -- PAGE 2	03/25/2021	6 x 5	$10.96	CLDIS	$0.00	0.0000%	$328.80
FALMOUTH OUTLOOK							
Notice -- Blue Grass RECC -- PAGE 1	03/23/2021	6 x 21.5	$21.00	CLDIS	$0.00	15.0000%	$2,709.00
Notice -- Blue Grass RECC -- PAGE 2	03/23/2021	6 x 5	$21.00	CLDIS	$0.00	15.0000%	$630.00
FRANKFORT STATE JOURNAL							
Notice -- Blue Grass RECC -- PAGE 1	03/26/2021	6 x 20	$16.00	CLDIS	$0.00	15.0000%	$1,920.00
Notice -- Blue Grass RECC --	03/26/2021	6 x 5	$16.00	CLDIS	$0.00	15.0000%	$480.00

ANY QUESTIONS CONCERNING TEARSHEETS AND/OR REQUESTS FOR ACCOUNT CREDIT MUST BE MADE WITHIN FIVE DAYS OF THE DATE OF THIS INVOICE. IF THE REQUEST IS NOT RECEIVED WITHIN FIVE DAYS, THE CLIENT IS RESPONSIBLE FOR FULL PAYMENT OF THE INVOICE AMOUNT. **As of MAY 1, 2017, a 2.5 percent convenience fee will be added if paying by Credit Card.** Amount Due Subject to 1.5% Service Charge After 30 Days Please Pay From This Invoice. No Statement Will Be Sent.

KENTUCKY PRESS SERVICE
101 CONSUMER LANE
FRANKFORT,KY 40601-
Voice (502) 223-8821 Fax (502) 875-2624

Wednesday, March 31, 2021 02:51 PM

Invoice

	Gwyn	**Invoice Date**	3/31/2021
Agency	East KY Power Cooperative	**PO Number**	
	4775 Lexington Road Winchester, KY 40391-	**Order**	21034EB1
Client	Blue Grass RECC		
Reps	Rachel McCarty		

Newspaper Caption	Run Date	Ad Size	Rate	Rate Name	Color	Disc.	Total
PAGE 2							
GEORGETOWN NEWS-GRAPHIC							
Notice -- Blue Grass RECC -- PAGE 1	03/26/2021	5 x 21.5	$18.60	CLDIS	$0.00	15.0000%	$1,999.50
Notice -- Blue Grass RECC -- PAGE 2	03/26/2021	5 x 5	$18.60	CLDIS	$0.00	15.0000%	$465.00
HARRODSBURG HERALD							
Notice -- Blue Grass RECC -- PAGE 1	03/25/2021	7 x 21.5	$10.77	CLDIS	$0.00	15.0000%	$1,620.88
Notice -- Blue Grass RECC -- PAGE 2	03/25/2021	7 x 5	$10.77	CLDIS	$0.00	15.0000%	$376.95
IRVINE CITIZEN VOICE & TIMES							
Notice -- Blue Grass RECC -- PAGE 1	03/25/2021	6 x 21.5	$6.58	CLDIS	$0.00	15.0000%	$848.82
Notice -- Blue Grass RECC -- PAGE 2	03/25/2021	6 x 5	$6.58	CLDIS	$0.00	15.0000%	$197.40
LANCASTER CENTRAL RECORD							
Notice -- Blue Grass RECC -- PAGE 1	03/25/2021	9 x 21	$9.33	CLDIS	$0.00	15.0000%	$1,763.37
Notice -- Blue Grass RECC -- PAGE 2	03/25/2021	9 x 5	$9.33	CLDIS	$0.00	15.0000%	$419.85
LAWRENCEBURG ANDERSON NEWS							
Notice -- Blue Grass RECC -- PAGE 1	03/24/2021	8 x 21.5	$8.35	CLDIS	$0.00	0.0000%	$1,436.20
Notice -- Blue Grass RECC -- PAGE 2	03/24/2021	8 x 5	$8.35	CLDIS	$0.00	0.0000%	$334.00
LEXINGTON HERALD-LEADER							
Notice -- Blue Grass RECC -- PAGE 1	03/25/2021	6 x 19	$66.32	CLDIS	$0.00	0.0000%	$7,560.48
Notice -- Blue Grass RECC -- PAGE 2	03/25/2021	6 x 5	$66.32	CLDIS	$0.00	0.0000%	$1,989.60
MCKEE JACKSON CO. SUN							
Notice -- Blue Grass RECC -- PAGE 1	03/24/2021	8 x 21	$8.00	CLDIS	$0.00	15.0000%	$1,344.00

ANY QUESTIONS CONCERNING TEARSHEETS AND/OR REQUESTS FOR ACCOUNT CREDIT MUST BE MADE WITHIN FIVE DAYS OF THE DATE OF THIS INVOICE. IF THE REQUEST IS NOT RECEIVED WITHIN FIVE DAYS, THE CLIENT IS RESPONSIBLE FOR FULL PAYMENT OF THE INVOICE AMOUNT. **As of MAY 1, 2017, a 2.5 percent convenience fee will be added if paying by Credit Card.** Amount Due Subject to 1.5% Service Charge After 30 Days Please Pay From This Invoice. No Statement Will Be Sent.

Ad-Vantage™ version 7.64 by Customware, Inc. Copyright 2001-2015

Registered To: Kentucky Press Service

KENTUCKY PRESS SERVICE
101 CONSUMER LANE
FRANKFORT,KY 40601-
Voice (502) 223-8821 Fax (502) 875-2624

Wednesday, March 31, 2021 02:51 PM

Invoice

	Gwyn	**Invoice Date**	3/31/2021
Agency	East KY Power Cooperative	**PO Number**	
	4775 Lexington Road Winchester, KY 40391-	**Order**	21034EB1
Client	Blue Grass RECC		
Reps	Rachel McCarty		

Newspaper Caption	Run Date	Ad Size	Rate	Rate Name	Color	Disc.	Total
Notice -- Blue Grass RECC -- PAGE 2	03/24/2021	8 x 5	$8.00	CLDIS	$0.00	15.0000%	$320.00
NEW CASTLE HENRY CO. LOCAL							
Notice -- Blue Grass RECC -- PAGE 1	03/24/2021	8 x 21.5	$11.77	CLDIS	$0.00	0.0000%	$2,024.44
Notice -- Blue Grass RECC -- PAGE 2	03/24/2021	8 x 5	$11.77	CLDIS	$0.00	0.0000%	$470.80
NICHOLASVILLE JESSAMINE JOURNAL							
Notice -- Blue Grass RECC -- PAGE 1	03/25/2021	6 x 21	$17.42	CLDIS	$0.00	15.0000%	$2,194.92
Notice -- Blue Grass RECC -- PAGE 2	03/25/2021	6 x 5	$17.42	CLDIS	$0.00	15.0000%	$522.60
PARIS BOURBON CO. CITIZEN							
Notice -- Blue Grass RECC -- PAGE 1	03/25/2021	6 x 21.5	$12.00	CLDIS	$0.00	15.0000%	$1,548.00
Notice -- Blue Grass RECC -- PAGE 2	03/25/2021	6 x 5	$12.00	CLDIS	$0.00	15.0000%	$360.00
ROBERTSON COUNTY MERCURY							
Notice -- Blue Grass RECC -- PAGE 1	03/24/2021	6 x 21.5	$7.00	CLDIS	$0.00	15.0000%	$903.00
Notice -- Blue Grass RECC -- PAGE 2	03/24/2021	6 x 5	$7.00	CLDIS	$0.00	15.0000%	$210.00
SHELBYVILLE SENTINEL-NEWS							
Notice -- Blue Grass RECC -- PAGE 1	03/26/2021	8 x 21.5	$12.72	CLDIS	$0.00	0.0000%	$2,187.84
Notice -- Blue Grass RECC -- PAGE 2	03/26/2021	8 x 5	$12.72	CLDIS	$0.00	0.0000%	$508.80
SPRINGFIELD SUN							
Notice -- Blue Grass RECC -- PAGE 1	03/24/2021	8 x 21.5	$9.41	CLDIS	$0.00	0.0000%	$1,618.52
Notice -- Blue Grass RECC -- PAGE 2	03/24/2021	8 x 5	$9.41	CLDIS	$0.00	0.0000%	$376.40

ANY QUESTIONS CONCERNING TEARSHEETS AND/OR REQUESTS FOR ACCOUNT CREDIT MUST BE MADE WITHIN FIVE DAYS OF THE DATE OF THIS INVOICE. IF THE REQUEST IS NOT RECEIVED WITHIN FIVE DAYS, THE CLIENT IS RESPONSIBLE FOR FULL PAYMENT OF THE INVOICE AMOUNT. **As of MAY 1, 2017, a 2.5 percent convenience fee will be added if paying by Credit Card.** Amount Due Subject to 1.5% Service Charge After 30 Days Please Pay From This Invoice. No Statement Will Be Sent.

Ad-Vantage™ version 7.64 by Customware, Inc. Copyright 2001-2015

Registered To: Kentucky Press Service

KENTUCKY PRESS SERVICE
101 CONSUMER LANE
FRANKFORT, KY 40601-
Voice (502) 223-8821 Fax (502) 875-2624

Wednesday, March 31, 2021 02:51 PM

Invoice

	Gwyn	**Invoice Date**	3/31/2021
Agency	East KY Power Cooperative	**PO Number**	
	4775 Lexington Road Winchester, KY 40391-	**Order**	21034EB1
Client	Blue Grass RECC		
Reps	Rachel McCarty		

Newspaper Caption	Run Date	Ad Size	Rate	Rate Name	Color	Disc.	Total
TAYLORSVILLE SPENCER MAGNET							
Notice -- Blue Grass RECC -- PAGE 1	03/24/2021	8 x 21.5	$8.88	CLDIS	$0.00	0.0000%	$1,527.36
Notice -- Blue Grass RECC -- PAGE 2	03/24/2021	8 x 5	$8.88	CLDIS	$0.00	0.0000%	$355.20
VERSAILLES WOODFORD SUN							
Notice -- Blue Grass RECC -- PAGE 1	03/25/2021	6 x 21	$11.35	CLDIS	$0.00	15.0000%	$1,430.10
Notice -- Blue Grass RECC -- PAGE 2	03/25/2021	6 x 5	$11.35	CLDIS	$0.00	15.0000%	$340.50
WILLIAMSTOWN GRANT COUNTY NEWS							
Notice -- Blue Grass RECC -- PAGE 1	03/25/2021	8 x 21.5	$8.06	CLDIS	$0.00	0.0000%	$1,386.32
Notice -- Blue Grass RECC -- PAGE 2	03/25/2021	8 x 5	$8.06	CLDIS	$0.00	0.0000%	$322.40

Total Advertising	$54,303.84
Discounts	$4,002.75
Tax: USA	$0.00
Total Invoice	$50,301.09
Payments	$0.00
Adjustments	$0.00
Balance Due	$50,301.09

Ann Bridges
4-2-2021

ANY QUESTIONS CONCERNING TEARSHEETS AND/OR REQUESTS FOR ACCOUNT CREDIT MUST BE MADE WITHIN FIVE DAYS OF THE DATE OF THIS INVOICE. IF THE REQUEST IS NOT RECEIVED WITHIN FIVE DAYS, THE CLIENT IS RESPONSIBLE FOR FULL PAYMENT OF THE INVOICE AMOUNT. **As of MAY 1, 2017, a 2.5 percent convenience fee will be added if paying by Credit Card.** Amount Due Subject to 1.5% Service Charge After 30 Days Please Pay From This Invoice. No Statement Will Be Sent.

Ad-Vantage™ version 7.64 by Customware, Inc. Copyright 2001-2015

Registered To: Kentucky Press Service

KENTUCKY PRESS SERVICE
101 CONSUMER LANE
FRANKFORT,KY 40601-
Voice (502) 223-8821 Fax (502) 875-2624

Wednesday, March 31, 2021 03:54 PM

Invoice

	Gwyn	**Invoice Date**	3/31/2021
Agency	East KY Power Cooperative	**PO Number**	
	4775 Lexington Road Winchester, KY 40391-	**Order**	21034EC0

Client Clark Energy
Reps Rachel McCarty

Newspaper Caption	Run Date	Ad Size	Rate	Rate Name	Color	Disc.	Total
BEREA CITIZEN							
Notice -- Clark Energy	03/24/2021	9 x 16.5	$8.86	CLDIS	$0.00	15.0000%	$1,315.71
CLAY CITY TIMES							
Notice -- Clark Energy	03/25/2021	6 x 16.5	$6.58	CLDIS	$0.00	15.0000%	$651.42
IRVINE CITIZEN VOICE & TIMES							
Notice -- Clark Energy	03/25/2021	6 x 16.5	$6.58	CLDIS	$0.00	15.0000%	$651.42
IRVINE ESTILL CO. TRIBUNE							
Notice -- Clark Energy	03/24/2021	6 x 16.5	$2.00	CLDIS	$0.00	15.0000%	$198.00
LEXINGTON HERALD-LEADER							
Notice -- Clark Energy	03/24/2021	6 x 19	$66.32	CLDIS	$0.00	0.0000%	$7,560.48
MENIFEE COUNTY NEWS							
Notice -- Clark Energy	03/25/2021	6 x 16.5	$6.00	CLDIS	$0.00	15.0000%	$594.00
MT. STERLING ADVOCATE							
Notice -- Clark Energy	03/25/2021	6 x 16.5	$9.97	CLDIS	$0.00	15.0000%	$987.03
OWINGSVILLE BATH CO. NEWS-OUTLOOK							
Notice -- Clark Energy	03/25/2021	6 x 16.5	$7.00	CLDIS	$0.00	15.0000%	$693.00
PARIS BOURBON CO. CITIZEN							
Notice -- Clark Energy	03/25/2021	6 x 16.5	$12.00	CLDIS	$0.00	15.0000%	$1,188.00
RICHMOND REGISTER							
Notice -- Clark Energy	03/25/2021	9 x 16.5	$12.66	CLDIS	$0.00	15.0000%	$1,880.01
Rowan County News							
Notice -- Clark Energy	03/25/2021	6 x 16.5	$6.00	CLDIS	$0.00	50.0000%	$594.00
WEST LIBERTY LICKING VALLEY COURIER							
Notice -- Clark Energy	03/25/2021	6 x 16.5	$5.38	CLDIS	$0.00	15.0000%	$532.62
WINCHESTER SUN							
Notice -- Clark Energy	03/27/2021	6 x 16.5	$18.70	CLDIS	$0.00	15.0000%	$1,851.30

ANY QUESTIONS CONCERNING TEARSHEETS AND/OR REQUESTS FOR ACCOUNT CREDIT MUST BE MADE WITHIN FIVE DAYS OF THE DATE OF THIS INVOICE. IF THE REQUEST IS NOT RECEIVED WITHIN FIVE DAYS, THE CLIENT IS RESPONSIBLE FOR FULL PAYMENT OF THE INVOICE AMOUNT. **As of MAY 1, 2017, a 2.5 percent convenience fee will be added if paying by Credit Card.** Amount Due Subject to 1.5% Service Charge After 30 Days Please Pay From This Invoice. No Statement Will Be Sent.

Ad-Vantage™ version 7.64 by Customware, Inc. Copyright 2001-2015

Registered To: Kentucky Press Service

KENTUCKY PRESS SERVICE
101 CONSUMER LANE
FRANKFORT,KY 40601-
Voice (502) 223-8821 Fax (502) 875-2624

Wednesday, March 31, 2021 03:54 PM

Invoice

	Gwyn	**Invoice Date**	3/31/2021
Agency	East KY Power Cooperative	**PO Number**	
	4775 Lexington Road Winchester, KY 40391-	**Order**	21034EC0
Client	Clark Energy		
Reps	Rachel McCarty		

Newspaper Caption	Run Date	Ad Size	Rate	Rate Name	Color	Disc.	Total

Total Advertising	$18,696.99
Discounts	$1,878.37
Tax: USA	$0.00
Total Invoice	$16,818.62
Payments	$0.00
Adjustments	$0.00
Balance Due	$16,818.62

Ann Bridges
4-2-2021

ANY QUESTIONS CONCERNING TEARSHEETS AND/OR REQUESTS FOR ACCOUNT CREDIT MUST BE MADE WITHIN FIVE DAYS OF THE DATE OF THIS INVOICE. IF THE REQUEST IS NOT RECEIVED WITHIN FIVE DAYS, THE CLIENT IS RESPONSIBLE FOR FULL PAYMENT OF THE INVOICE AMOUNT. **As of MAY 1, 2017, a 2.5 percent convenience fee will be added if paying by Credit Card.** Amount Due Subject to 1.5% Service Charge After 30 Days Please Pay From This Invoice. No Statement Will Be Sent.

Ad-Vantage™ version 7.64 by Customware, Inc. Copyright 2001-2015

Registered To: Kentucky Press Service

KENTUCKY PRESS SERVICE
101 CONSUMER LANE
FRANKFORT,KY 40601-
Voice (502) 223-8821 Fax (502) 875-2624

Wednesday, March 31, 2021 04:06 PM

Invoice

	Gwyn	**Invoice Date**	3/31/2021
Agency	East KY Power Cooperative	**PO Number**	
	4775 Lexington Road Winchester, KY 40391-	**Order**	21034EC1

Client Cumberland Valley RECC
Reps Rachel McCarty

Newspaper Caption	Run Date	Ad Size	Rate	Rate Name	Color	Disc.	Total
BARBOURVILLE MOUNTAIN ADVOCATE							
Notice -- Cumberland Valley RECC	03/25/2021	9 x 21.5	$11.25	CLDIS	$0.00	15.0000%	$2,176.88
CORBIN TIMES-TRIBUNE							
Notice -- Cumberland Valley RECC	03/25/2021	9 x 21.5	$11.34	CLDIS	$0.00	15.0000%	$2,194.29
Cumberland Tri-City News							
Notice -- Cumberland Valley RECC	03/24/2021	6 x 21.5	$7.25	CLDIS	$0.00	15.0000%	$935.25
HARLAN ENTERPRISE							
Notice -- Cumberland Valley RECC	03/24/2021	6 x 21.5	$33.89	CLDIS	$0.00	15.0000%	$4,371.81
HYDEN LESLIE CO. NEWS							
Notice -- Cumberland Valley RECC	03/25/2021	8 x 21	$7.00	CLDIS	$0.00	15.0000%	$1,176.00
LONDON SENTINEL-ECHO							
Notice -- Cumberland Valley RECC	03/24/2021	9 x 21	$11.34	CLDIS	$0.00	15.0000%	$2,143.26
MANCHESTER ENTERPRISE							
Notice -- Cumberland Valley RECC	03/24/2021	9 x 21.5	$12.00	CLDIS	$0.00	15.0000%	$2,322.00
MIDDLESBORO DAILY NEWS							
Notice -- Cumberland Valley RECC	03/24/2021	6 x 21.5	$40.53	CLDIS	$0.00	15.0000%	$5,228.37
PINEVILLE SUN							
Notice -- Cumberland Valley RECC	03/24/2021	6 x 21.5	$10.60	CLDIS	$0.00	15.0000%	$1,367.40
WHITESBURG MOUNTAIN EAGLE							
Notice -- Cumberland Valley RECC	03/24/2021	8 x 21	$9.50	CLDIS	$0.00	15.0000%	$1,596.00
WHITLEY MCCREARY CO. VOICE							
Notice -- Cumberland Valley RECC	03/25/2021	8 x 21.25	$6.00	CLDIS	$0.00	15.0000%	$1,020.00

ANY QUESTIONS CONCERNING TEARSHEETS AND/OR REQUESTS FOR ACCOUNT CREDIT MUST BE MADE WITHIN FIVE DAYS OF THE DATE OF THIS INVOICE. IF THE REQUEST IS NOT RECEIVED WITHIN FIVE DAYS, THE CLIENT IS RESPONSIBLE FOR FULL PAYMENT OF THE INVOICE AMOUNT. **As of MAY 1, 2017, a 2.5 percent convenience fee will be added if paying by Credit Card.** Amount Due Subject to 1.5% Service Charge After 30 Days Please Pay From This Invoice. No Statement Will Be Sent.

Ad-Vantage™ version 7.64 by Customware, Inc. Copyright 2001-2015

Registered To: Kentucky Press Service

KENTUCKY PRESS SERVICE
101 CONSUMER LANE
FRANKFORT,KY 40601-
Voice (502) 223-8821 Fax (502) 875-2624

Wednesday, March 31, 2021 04:06 PM

Invoice

	Gwyn	**Invoice Date**	3/31/2021
Agency	East KY Power Cooperative 4775 Lexington Road Winchester, KY 40391-	**PO Number**	
		Order	21034EC1
Client	Cumberland Valley RECC		
Reps	Rachel McCarty		

Newspaper Caption	Run Date	Ad Size	Rate	Rate Name	Color	Disc.	Total
WILLIAMSBURG NEWS-JOURNAL							
Notice -- Cumberland Valley RECC	03/24/2021	8 x 21.25	$16.10	CLDIS	$0.00	15.0000%	$2,737.00

Total Advertising	$27,268.26
Discounts	$4,090.24
Tax: USA	$0.00
Total Invoice	$23,178.02
Payments	$0.00
Adjustments	$0.00
Balance Due	$23,178.02

Ann Bridges
4-2-2021

ANY QUESTIONS CONCERNING TEARSHEETS AND/OR REQUESTS FOR ACCOUNT CREDIT MUST BE MADE WITHIN FIVE DAYS OF THE DATE OF THIS INVOICE. IF THE REQUEST IS NOT RECEIVED WITHIN FIVE DAYS, THE CLIENT IS RESPONSIBLE FOR FULL PAYMENT OF THE INVOICE AMOUNT. **As of MAY 1, 2017, a 2.5 percent convenience fee will be added if paying by Credit Card.** Amount Due Subject to 1.5% Service Charge After 30 Days Please Pay From This Invoice. No Statement Will Be Sent.

Ad-Vantage™ version 7.64 by Customware, Inc. Copyright 2001-2015

Registered To: Kentucky Press Service

KENTUCKY PRESS SERVICE
101 CONSUMER LANE
FRANKFORT,KY 40601-
Voice (502) 223-8821 Fax (502) 875-2624

Wednesday, March 31, 2021 03:43 PM

Invoice

	Gwyn	**Invoice Date**	3/31/2021
Agency	East KY Power Cooperative	**PO Number**	
	4775 Lexington Road Winchester, KY 40391-	**Order**	21034EF0

Client Farmer RECC
Reps Rachel McCarty

Newspaper Caption	Run Date	Ad Size	Rate	Rate Name	Color	Disc.	Total
BROWNSVILLE EDMONSON NEWS							
Notice -- Farmer RECC	03/24/2021	8 x 21	$8.50	CLDIS	$0.00	15.0000%	$1,428.00
CAVE CITY BARREN CO. PROGRESS							
Notice -- Farmer RECC	03/25/2021	8 x 21	$9.00	CLDIS	$0.00	15.0000%	$1,512.00
COLUMBIA ADAIR CO. COMMUNITY VOICE							
Notice -- Farmer RECC	03/25/2021	6 x 21.5	$6.83	CLDIS	$0.00	15.0000%	$881.07
COLUMBIA ADAIR PROGRESS							
Notice -- Farmer RECC	03/25/2021	7 x 21.5	$7.98	CLDIS	$0.00	15.0000%	$1,200.99
EDMONTON HERALD-NEWS							
Notice -- Farmer RECC	03/24/2021	8 x 21	$8.50	CLDIS	$0.00	15.0000%	$1,428.00
GREENSBURG RECORD-HERALD							
Notice -- Farmer RECC	03/24/2021	8 x 21.5	$13.40	CLDIS	$0.00	15.0000%	$2,304.80
HODGENVILLE LARUE CO. HERALD NEWS							
Notice -- Farmer RECC	03/24/2021	8 x 21.5	$8.00	CLDIS	$0.00	0.0000%	$1,376.00
LEITCHFIELD GRAYSON CO. NEWS GAZETTE							
Notice -- Farmer RECC	03/27/2021	7 x 21	$9.82	CLDIS	$0.00	15.0000%	$1,443.54
LEITCHFIELD THE RECORD							
Notice -- Farmer RECC	03/25/2021	8 x 21.5	$5.12	CLDIS	$0.00	0.0000%	$880.64
MUNFORDVILLE HART CO. NEWS-HERALD							
Notice -- Farmer RECC	03/25/2021	8 x 21	$9.00	CLDIS	$0.00	15.0000%	$1,512.00

Total Advertising	$13,967.04
Discounts	$1,756.56
Tax: USA	$0.00
Total Invoice	$12,210.48
Payments	$0.00
Adjustments	$0.00
Balance Due	$12,210.48

Ann Bridges 4-2-2021

ANY QUESTIONS CONCERNING TEARSHEETS AND/OR REQUESTS FOR ACCOUNT CREDIT MUST BE MADE WITHIN FIVE DAYS OF THE DATE OF THIS INVOICE. IF THE REQUEST IS NOT RECEIVED WITHIN FIVE DAYS, THE CLIENT IS RESPONSIBLE FOR FULL PAYMENT OF THE INVOICE AMOUNT. **As of MAY 1, 2017, a 2.5 percent convenience fee will be added if paying by Credit Card.** Amount Due Subject to 1.5% Service Charge After 30 Days Please Pay From This Invoice. No Statement Will Be Sent.

Ad-Vantage™ version 7.64 by Customware, Inc. Copyright 2001-2015

Registered To: Kentucky Press Service

KENTUCKY PRESS SERVICE
101 CONSUMER LANE
FRANKFORT,KY 40601-
Voice (502) 223-8821 Fax (502) 875-2624

Wednesday, March 31, 2021 03:35 PM

Invoice

	Gwyn	**Invoice Date**	3/31/2021
Agency	East KY Power Cooperative	**PO Number**	
	4775 Lexington Road Winchester, KY 40391-	**Order**	21034EF1
Client	Fleming-Mason RECC		
Reps	Rachel McCarty		

Newspaper Caption	Run Date	Ad Size	Rate	Rate Name	Color	Disc.	Total
BROOKSVILLE BRACKEN CO. NEWS							
Notice -- Fleming-Mason -- PAGE 1	03/25/2021	6 x 21	$6.50	CLDIS	$0.00	15.0000%	$819.00
Notice -- Fleming-Mason -- PAGE 2	03/25/2021	6 x 9	$6.50	CLDIS	$0.00	15.0000%	$351.00
CARLISLE MERCURY							
Notice -- Fleming-Mason -- PAGE 1	03/24/2021	6 x 21.5	$6.00	CLDIS	$0.00	15.0000%	$774.00
Notice -- Fleming-Mason -- PAGE 2	03/24/2021	6 x 9	$6.00	CLDIS	$0.00	15.0000%	$324.00
FLEMINGSBURG GAZETTE							
Notice -- Fleming-Mason -- PAGE 1	03/24/2021	6 x 21.5	$7.00	CLDIS	$0.00	15.0000%	$903.00
Notice -- Fleming-Mason -- PAGE 2	03/24/2021	6 x 9	$7.00	CLDIS	$0.00	15.0000%	$378.00
MAYSVILLE LEDGER-INDEPENDENT							
Notice -- Fleming-Mason -- PAGE 1	03/26/2021	6 x 21.5	$24.02	CLDIS	$0.00	15.0000%	$3,098.58
Notice -- Fleming-Mason -- PAGE 2	03/26/2021	6 x 9	$24.02	CLDIS	$0.00	15.0000%	$1,297.08
OWINGSVILLE BATH CO. NEWS-OUTLOOK							
Notice -- Fleming-Mason -- PAGE 1	03/25/2021	6 x 21.5	$7.00	CLDIS	$0.00	15.0000%	$903.00
Notice -- Fleming-Mason -- PAGE 2	03/25/2021	6 x 9	$7.00	CLDIS	$0.00	15.0000%	$378.00
ROBERTSON COUNTY MERCURY							
Notice -- Fleming-Mason -- PAGE 1	03/24/2021	6 x 21.5	$7.00	CLDIS	$0.00	15.0000%	$903.00
Notice -- Fleming-Mason -- PAGE 2	03/24/2021	6 x 9	$7.00	CLDIS	$0.00	15.0000%	$378.00
Rowan County News							
Notice -- Fleming-Mason -- PAGE 1	03/25/2021	6 x 21	$6.00	CLDIS	$0.00	15.0000%	$756.00
Notice -- Fleming-Mason --	03/25/2021	6 x 9	$6.00	CLDIS	$0.00	15.0000%	$324.00

ANY QUESTIONS CONCERNING TEARSHEETS AND/OR REQUESTS FOR ACCOUNT CREDIT MUST BE MADE WITHIN FIVE DAYS OF THE DATE OF THIS INVOICE. IF THE REQUEST IS NOT RECEIVED WITHIN FIVE DAYS, THE CLIENT IS RESPONSIBLE FOR FULL PAYMENT OF THE INVOICE AMOUNT. **As of MAY 1, 2017, a 2.5 percent convenience fee will be added if paying by Credit Card.** Amount Due Subject to 1.5% Service Charge After 30 Days Please Pay From This Invoice. No Statement Will Be Sent.

Ad-Vantage™ version 7.64 by Customware, Inc. Copyright 2001-2015

Registered To: Kentucky Press Service

KENTUCKY PRESS SERVICE
101 CONSUMER LANE
FRANKFORT,KY 40601-
Voice (502) 223-8821 Fax (502) 875-2624

Wednesday, March 31, 2021 03:35 PM

Invoice

	Gwyn	**Invoice Date**	3/31/2021
Agency	East KY Power Cooperative	**PO Number**	
	4775 Lexington Road Winchester, KY 40391-	**Order**	21034EF1
Client	Fleming-Mason RECC		
Reps	Rachel McCarty		

Newspaper

Caption	Run Date	Ad Size	Rate	Rate Name	Color	Disc.	Total
PAGE 2							
VANCEBURG LEWIS COUNTY HERALD							
Notice -- Fleming-Mason -- PAGE 1	03/23/2021	6 x 21	$4.44	CLDIS	$0.00	15.0000%	$559.44
Notice -- Fleming-Mason -- PAGE 2	03/23/2021	6 x 9	$4.44	CLDIS	$0.00	15.0000%	$239.76

Total Advertising	$12,385.86
Discounts	$1,857.88
Tax: USA	$0.00
Total Invoice	$10,527.98
Payments	$0.00
Adjustments	$0.00
Balance Due	$10,527.98

Ann Bridges
4-2-2021

ANY QUESTIONS CONCERNING TEARSHEETS AND/OR REQUESTS FOR ACCOUNT CREDIT MUST BE MADE WITHIN FIVE DAYS OF THE DATE OF THIS INVOICE. IF THE REQUEST IS NOT RECEIVED WITHIN FIVE DAYS, THE CLIENT IS RESPONSIBLE FOR FULL PAYMENT OF THE INVOICE AMOUNT. **As of MAY 1, 2017, a 2.5 percent convenience fee will be added if paying by Credit Card.** Amount Due Subject to 1.5% Service Charge After 30 Days Please Pay From This Invoice. No Statement Will Be Sent.

Ad-Vantage™ version 7.64 by Customware, Inc. Copyright 2001-2015

Registered To: Kentucky Press Service

KENTUCKY PRESS SERVICE
101 CONSUMER LANE
FRANKFORT,KY 40601-
Voice (502) 223-8821 Fax (502) 875-2624

Wednesday, March 31, 2021 03:17 PM

Invoice

	Gwyn	**Invoice Date**	3/31/2021
Agency	East KY Power Cooperative	**PO Number**	
	4775 Lexington Road Winchester, KY 40391-	**Order**	21034EG0

Client Grayson RECC
Reps Rachel McCarty

Newspaper Caption	Run Date	Ad Size	Rate	Rate Name	Color	Disc.	Total
ASHLAND DAILY INDEPENDENT							
Notice -- Grayson RECC -- PAGE 1	03/25/2021	8 x 21	$12.66	SAU	$0.00	15.0000%	$2,126.88
Notice -- Grayson RECC -- PAGE 2	03/25/2021	8 x 19	$12.66	SAU	$0.00	15.0000%	$1,924.32
Carter County Times							
Notice -- Grayson RECC -- PAGE 1	03/24/2021	6 x 21.5	$13.94	CLDIS	$0.00	15.0000%	$1,798.26
Notice -- Grayson RECC -- PAGE 2	03/24/2021	6 x 19	$13.94	CLDIS	$0.00	15.0000%	$1,589.16
Greenup Gazette							
Notice -- Grayson RECC -- PAGE 1	03/25/2021	6 x 21	$6.00	SAU	$0.00	15.0000%	$756.00
Notice -- Grayson RECC -- PAGE 2	03/25/2021	6 x 19	$6.00	SAU	$0.00	15.0000%	$684.00
LOUISA BIG SANDY NEWS							
Notice -- Grayson RECC -- PAGE 1	03/24/2021	6 x 21	$8.86	CLDIS	$0.00	15.0000%	$1,116.36
Notice -- Grayson RECC -- PAGE 2	03/24/2021	6 x 19	$8.86	CLDIS	$0.00	15.0000%	$1,010.04
Rowan County News							
Notice -- Grayson RECC -- PAGE 1	03/25/2021	6 x 21	$6.00	CLDIS	$0.00	15.0000%	$756.00
Notice -- Grayson RECC -- PAGE 2	03/25/2021	6 x 19	$6.00	CLDIS	$0.00	15.0000%	$684.00
SANDY HOOK ELLIOTT COUNTY NEWS							
Notice -- Grayson RECC -- PAGE 1	03/26/2021	6 x 21	$4.94	CLDIS	$0.00	15.0000%	$622.44
Notice -- Grayson RECC -- PAGE 2	03/26/2021	6 x 19	$4.94	CLDIS	$0.00	15.0000%	$563.16
THE GREENUP BEACON							
Notice -- Grayson RECC -- PAGE 1	03/23/2021	6 x 20.25	$4.00	CLDIS	$0.00	15.0000%	$486.00
Notice -- Grayson RECC --	03/23/2021	6 x 19	$4.00	CLDIS	$0.00	15.0000%	$456.00

ANY QUESTIONS CONCERNING TEARSHEETS AND/OR REQUESTS FOR ACCOUNT CREDIT MUST BE MADE WITHIN FIVE DAYS OF THE DATE OF THIS INVOICE. IF THE REQUEST IS NOT RECEIVED WITHIN FIVE DAYS, THE CLIENT IS RESPONSIBLE FOR FULL PAYMENT OF THE INVOICE AMOUNT. **As of MAY 1, 2017, a 2.5 percent convenience fee will be added if paying by Credit Card.** Amount Due Subject to 1.5% Service Charge After 30 Days Please Pay From This Invoice. No Statement Will Be Sent.

Ad-Vantage™ version 7.64 by Customware, Inc. Copyright 2001-2015

Registered To: Kentucky Press Service

KENTUCKY PRESS SERVICE
101 CONSUMER LANE
FRANKFORT,KY 40601-
Voice (502) 223-8821 Fax (502) 875-2624

Wednesday, March 31, 2021 03:17 PM

Invoice

	Gwyn	**Invoice Date**	3/31/2021
Agency	East KY Power Cooperative	**PO Number**	
	4775 Lexington Road Winchester, KY 40391-	**Order**	21034EG0
Client	Grayson RECC		
Reps	Rachel McCarty		

Newspaper

Caption	Run Date	Ad Size	Rate	Rate Name	Color	Disc.	Total
PAGE 2							
VANCEBURG LEWIS COUNTY HERALD							
Notice -- Grayson RECC -- PAGE 1	03/23/2021	6 x 21	$4.44	CLDIS	$0.00	15.0000%	$559.44
Notice -- Grayson RECC -- PAGE 2	03/23/2021	6 x 19	$4.44	CLDIS	$0.00	15.0000%	$506.16

Total Advertising	$15,638.22
Discounts	$2,345.73
Tax: USA	$0.00
Total Invoice	$13,292.49
Payments	$0.00
Adjustments	$0.00
Balance Due	$13,292.49

Ann Bridges
4-2-2021

ANY QUESTIONS CONCERNING TEARSHEETS AND/OR REQUESTS FOR ACCOUNT CREDIT MUST BE MADE WITHIN FIVE DAYS OF THE DATE OF THIS INVOICE. IF THE REQUEST IS NOT RECEIVED WITHIN FIVE DAYS, THE CLIENT IS RESPONSIBLE FOR FULL PAYMENT OF THE INVOICE AMOUNT. **As of MAY 1, 2017, a 2.5 percent convenience fee will be added if paying by Credit Card.** Amount Due Subject to 1.5% Service Charge After 30 Days Please Pay From This Invoice. No Statement Will Be Sent.

Ad-Vantage™ version 7.64 by Customware, Inc. Copyright 2001-2015

Registered To: Kentucky Press Service

KENTUCKY PRESS SERVICE

KENTUCKY PRESS SERVICE

101 CONSUMER LANE
FRANKFORT,KY 40601-
Voice (502) 223-8821 Fax (502) 875-2624

Wednesday, March 31, 2021 03:05 PM

Invoice

	Gwyn	**Invoice Date**	3/31/2021
Agency	East KY Power Cooperative	**PO Number**	
	4775 Lexington Road Winchester, KY 40391-	**Order**	21034EI0

Client Inter-County RECC
Reps Rachel McCarty

Newspaper

Caption	Run Date	Ad Size	Rate	Rate Name	Color	Disc.	Total
BARDSTOWN KENTUCKY STANDARD							
Notice -- Inter-County RECC	03/24/2021	8 x 21.5	$17.82	CLDIS	$0.00	0.0000%	$3,065.04
BEREA CITIZEN							
Notice -- Inter-County RECC	03/24/2021	9 x 21.5	$8.86	CLDIS	$0.00	15.0000%	$1,714.41
CAMPBELLSVILLE CENTRAL KY NEWS JOURNAL							
Notice -- Inter-County RECC	03/25/2021	8 x 21.5	$11.91	CLDIS	$0.00	0.0000%	$2,048.52
HARRODSBURG HERALD							
Notice -- Inter-County RECC	03/25/2021	7 x 21.5	$10.77	CLDIS	$0.00	15.0000%	$1,620.88
HODGENVILLE LARUE CO. HERALD NEWS							
Notice -- Inter-County RECC	03/24/2021	8 x 21.5	$8.00	CLDIS	$0.00	0.0000%	$1,376.00
LANCASTER CENTRAL RECORD							
Notice -- Inter-County RECC	03/25/2021	8 x 21	$9.33	CLDIS	$0.00	15.0000%	$1,567.44
LEBANON ENTERPRISE							
Notice -- Inter-County RECC	03/24/2021	8 x 21.5	$10.35	CLDIS	$0.00	0.0000%	$1,780.20
LIBERTY CASEY CO. NEWS							
Notice -- Inter-County RECC	03/24/2021	8 x 21.5	$10.88	CLDIS	$0.00	0.0000%	$1,871.36
MT. VERNON SIGNAL							
Notice -- Inter-County RECC	03/25/2021	6 x 21	$8.50	CLDIS	$0.00	15.0000%	$1,071.00
RICHMOND REGISTER							
Notice -- Inter-County RECC	03/25/2021	9 x 21.5	$12.66	CLDIS	$0.00	15.0000%	$2,449.71
SPRINGFIELD SUN							
Notice -- Inter-County RECC	03/24/2021	8 x 21.5	$9.41	CLDIS	$0.00	0.0000%	$1,618.52
STANFORD INTERIOR JOURNAL							
Notice -- Inter-County RECC	03/25/2021	6 x 21	$7.25	CLDIS	$0.00	15.0000%	$913.50
THE ADVOCATE-MESSENGER							
Notice -- Inter-County RECC	03/27/2021	6 x 21	$17.78	CLDIS	$0.00	15.0000%	$2,240.28

ANY QUESTIONS CONCERNING TEARSHEETS AND/OR REQUESTS FOR ACCOUNT CREDIT MUST BE MADE WITHIN FIVE DAYS OF THE DATE OF THIS INVOICE. IF THE REQUEST IS NOT RECEIVED WITHIN FIVE DAYS, THE CLIENT IS RESPONSIBLE FOR FULL PAYMENT OF THE INVOICE AMOUNT. **As of MAY 1, 2017, a 2.5 percent convenience fee will be added if paying by Credit Card.** Amount Due Subject to 1.5% Service Charge After 30 Days Please Pay From This Invoice. No Statement Will Be Sent.

Ad-Vantage™ version 7.64 by Customware, Inc. Copyright 2001-2015

Registered To: Kentucky Press Service

KENTUCKY PRESS SERVICE
101 CONSUMER LANE
FRANKFORT,KY 40601-
Voice (502) 223-8821 Fax (502) 875-2624

Wednesday, March 31, 2021 03:05 PM

Invoice

	Gwyn	**Invoice Date**	3/31/2021
Agency	East KY Power Cooperative	**PO Number**	
	4775 Lexington Road Winchester, KY 40391-	**Order**	21034EI0
Client	Inter-County RECC		
Reps	Rachel McCarty		

Newspaper Caption	Run Date	Ad Size	Rate	Rate Name	Color	Disc.	Total
				Total Advertising			$23,336.86
				Discounts			$1,736.58
				Tax: USA			$0.00
				Total Invoice			$21,600.28
				Payments			$0.00
				Adjustments			$0.00
				Balance Due			$21,600.28

Ann Bridges
4-2-2021

ANY QUESTIONS CONCERNING TEARSHEETS AND/OR REQUESTS FOR ACCOUNT CREDIT MUST BE MADE WITHIN FIVE DAYS OF THE DATE OF THIS INVOICE. IF THE REQUEST IS NOT RECEIVED WITHIN FIVE DAYS, THE CLIENT IS RESPONSIBLE FOR FULL PAYMENT OF THE INVOICE AMOUNT. **As of MAY 1, 2017, a 2.5 percent convenience fee will be added if paying by Credit Card.** Amount Due Subject to 1.5% Service Charge After 30 Days Please Pay From This Invoice. No Statement Will Be Sent.

Ad-Vantage™ version 7.64 by Customware, Inc. Copyright 2001-2015

Registered To: Kentucky Press Service

KENTUCKY PRESS SERVICE
101 CONSUMER LANE
FRANKFORT,KY 40601-
Voice (502) 223-8821 Fax (502) 875-2624

Wednesday, March 31, 2021 02:33 PM

Invoice

	Gwyn	**Invoice Date**	3/31/2021
Agency	East KY Power Cooperative	**PO Number**	
	4775 Lexington Road Winchester, KY 40391-	**Order**	21034EJ0
Client	Jackson Energy RECC		
Reps	Rachel McCarty		

Newspaper Caption	Run Date	Ad Size	Rate	Rate Name	Color	Disc.	Total
BEREA CITIZEN Notice -- Jackson Energy	03/24/2021	9 x 21.5	$8.86	CLDIS	$0.00	15.0000%	$1,714.41
BOONEVILLE SENTINEL Notice -- Jackson Energy	03/24/2021	9 x 21	$12.44	CLDIS	$0.00	15.0000%	$2,351.16
CAMPTON WOLFE CO. NEWS Notice -- Jackson Energy	03/26/2021	6 x 21	$5.07	CLDIS	$0.00	15.0000%	$638.82
CLAY CITY TIMES Notice -- Jackson Energy	03/25/2021	6 x 21.5	$6.58	CLDIS	$0.00	15.0000%	$848.82
HYDEN LESLIE CO. NEWS Notice -- Jackson Energy	03/25/2021	8 x 21	$7.00	CLDIS	$0.00	15.0000%	$1,176.00
IRVINE CITIZEN VOICE & TIMES Notice -- Jackson Energy	03/25/2021	6 x 21.5	$6.58	CLDIS	$0.00	15.0000%	$848.82
Jackson Breathitt Advocate Notice -- Jackson Energy	03/24/2021	6 x 21.5	$6.00	CLDIS	$0.00	15.0000%	$774.00
LANCASTER CENTRAL RECORD Notice -- Jackson Energy	03/25/2021	8 x 21	$9.33	CLDIS	$0.00	15.0000%	$1,567.44
LONDON SENTINEL-ECHO Notice -- Jackson Energy	03/24/2021	9 x 21	$11.34	CLDIS	$0.00	15.0000%	$2,143.26
MANCHESTER ENTERPRISE Notice -- Jackson Energy	03/24/2021	9 x 21.5	$12.00	CLDIS	$0.00	15.0000%	$2,322.00
MCKEE JACKSON CO. SUN Notice -- Jackson Energy	03/24/2021	8 x 21	$8.00	CLDIS	$0.00	15.0000%	$1,344.00
MT. VERNON SIGNAL Notice -- Jackson Energy	03/25/2021	6 x 21	$8.50	CLDIS	$0.00	15.0000%	$1,071.00
SOMERSET COMMONWEALTH-JOURNAL Notice -- Jackson Energy	03/25/2021	8 x 21	$15.20	CLDIS	$0.00	15.0000%	$2,553.60
STANFORD INTERIOR JOURNAL Notice -- Jackson Energy	03/25/2021	6 x 21	$7.25	CLDIS	$0.00	15.0000%	$913.50
THREE FORKS TRADITION Notice -- Jackson Energy	03/24/2021	6 x 21.5	$6.33	CLDIS	$0.00	15.0000%	$816.57

ANY QUESTIONS CONCERNING TEARSHEETS AND/OR REQUESTS FOR ACCOUNT CREDIT MUST BE MADE WITHIN FIVE DAYS OF THE DATE OF THIS INVOICE. IF THE REQUEST IS NOT RECEIVED WITHIN FIVE DAYS, THE CLIENT IS RESPONSIBLE FOR FULL PAYMENT OF THE INVOICE AMOUNT. **As of MAY 1, 2017, a 2.5 percent convenience fee will be added if paying by Credit Card.** Amount Due Subject to 1.5% Service Charge After 30 Days Please Pay From This Invoice. No Statement Will Be Sent.

Ad-Vantage™ version 7.64 by Customware, Inc. Copyright 2001-2015

Registered To: Kentucky Press Service

KENTUCKY PRESS SERVICE
101 CONSUMER LANE
FRANKFORT, KY 40601-
Voice (502) 223-8821 Fax (502) 875-2624

Wednesday, March 31, 2021 02:33 PM

Invoice

	Gwyn	**Invoice Date**	3/31/2021
Agency	East KY Power Cooperative	**PO Number**	
	4775 Lexington Road Winchester, KY 40391-	**Order**	21034EJ0
Client	Jackson Energy RECC		
Reps	Rachel McCarty		

Newspaper Caption	Run Date	Ad Size	Rate	Rate Name	Color	Disc.	Total

Total Advertising	$21,083.40
Discounts	$3,162.50
Tax: USA	$0.00
Total Invoice	$17,920.90
Payments	$0.00
Adjustments	$0.00
Balance Due	$17,920.90

Ann Bridges
4-2-2021

ANY QUESTIONS CONCERNING TEARSHEETS AND/OR REQUESTS FOR ACCOUNT CREDIT MUST BE MADE WITHIN FIVE DAYS OF THE DATE OF THIS INVOICE. IF THE REQUEST IS NOT RECEIVED WITHIN FIVE DAYS, THE CLIENT IS RESPONSIBLE FOR FULL PAYMENT OF THE INVOICE AMOUNT. **As of MAY 1, 2017, a 2.5 percent convenience fee will be added if paying by Credit Card.** Amount Due Subject to 1.5% Service Charge After 30 Days Please Pay From This Invoice. No Statement Will Be Sent.

Ad-Vantage™ version 7.64 by Customware, Inc. Copyright 2001-2015

Registered To: Kentucky Press Service

KENTUCKY PRESS SERVICE
101 CONSUMER LANE
FRANKFORT,KY 40601-
Voice (502) 223-8821 Fax (502) 875-2624

Wednesday, March 31, 2021 03:24 PM

Invoice

	Gwyn	**Invoice Date**	3/31/2021
Agency	East KY Power Cooperative	**PO Number**	
	4775 Lexington Road Winchester, KY 40391-	**Order**	21034EL0

Client Licking Valley RECC
Reps Rachel McCarty

Newspaper Caption	Run Date	Ad Size	Rate	Rate Name	Color	Disc.	Total
BEATTYVILLE ENTERPRISE							
Notice -- Licking Valley RECC	03/24/2021	9 x 15	$6.00	CLDIS	$0.00	15.0000%	$810.00
CAMPTON WOLFE CO. NEWS							
Notice -- Licking Valley RECC	03/26/2021	6 x 15	$5.07	CLDIS	$0.00	15.0000%	$456.30
Jackson Times-Voice							
Notice -- Licking Valley RECC	03/24/2021	9 x 15	$8.00	CLDIS	$0.00	15.0000%	$1,080.00
MENIFEE COUNTY NEWS							
Notice -- Licking Valley RECC	03/25/2021	6 x 15	$6.00	CLDIS	$0.00	15.0000%	$540.00
Rowan County News							
Notice -- Licking Valley RECC	03/25/2021	6 x 15	$6.00	CLDIS	$0.00	15.0000%	$540.00
SALYERSVILLE INDEPENDENT							
Notice -- Licking Valley RECC	03/25/2021	8 x 15	$8.86	CLDIS	$0.00	15.0000%	$1,063.20
SANDY HOOK ELLIOTT COUNTY NEWS							
Notice -- Licking Valley RECC	03/26/2021	6 x 15	$4.94	CLDIS	$0.00	15.0000%	$444.60
THREE FORKS TRADITION							
Notice -- Licking Valley RECC	03/24/2021	6 x 15	$6.33	CLDIS	$0.00	15.0000%	$569.70
WEST LIBERTY LICKING VALLEY COURIER							
Notice -- Licking Valley RECC	03/25/2021	6 x 15	$5.38	CLDIS	$0.00	15.0000%	$484.20

Total Advertising	$5,988.00
Discounts	$898.20
Tax: USA	$0.00
Total Invoice	$5,089.80
Payments	$0.00
Adjustments	$0.00
Balance Due	$5,089.80

Ann Bridges
4-2-2021

ANY QUESTIONS CONCERNING TEARSHEETS AND/OR REQUESTS FOR ACCOUNT CREDIT MUST BE MADE WITHIN FIVE DAYS OF THE DATE OF THIS INVOICE. IF THE REQUEST IS NOT RECEIVED WITHIN FIVE DAYS, THE CLIENT IS RESPONSIBLE FOR FULL PAYMENT OF THE INVOICE AMOUNT. **As of MAY 1, 2017, a 2.5 percent convenience fee will be added if paying by Credit Card.** Amount Due Subject to 1.5% Service Charge After 30 Days Please Pay From This Invoice. No Statement Will Be Sent.

Ad-Vantage™ version 7.64 by Customware, Inc. Copyright 2001-2015

Registered To: Kentucky Press Service

KENTUCKY PRESS SERVICE
101 CONSUMER LANE
FRANKFORT,KY 40601-
Voice (502) 223-8821 Fax (502) 875-2624

Wednesday, March 31, 2021 01:59 PM

Invoice

	Gwyn	**Invoice Date**	3/31/2021
Agency	East KY Power Cooperative	**PO Number**	
	4775 Lexington Road Winchester, KY 40391-	**Order**	21034EN0

Client Nolin RECC
Reps Rachel McCarty

Newspaper Caption	Run Date	Ad Size	Rate	Rate Name	Color	Disc.	Total
BRANDENBURG MEADE CO. MESSENGER							
Notice -- Nolin RECC	03/25/2021	8 x 21.5	$8.25	CLDIS	$0.00	15.0000%	$1,419.00
CAMPBELLSVILLE CENTRAL KY NEWS JOURNAL							
Notice -- Nolin RECC	03/25/2021	8 x 21.5	$11.91	CLDIS	$0.00	0.0000%	$2,048.52
ELIZABETHTOWN NEWS-ENTERPRISE							
Notice -- Nolin RECC	03/25/2021	8 x 21.5	$25.04	CLDIS	$0.00	15.0000%	$4,306.88
GREENSBURG RECORD-HERALD							
Notice -- Nolin RECC	03/24/2021	8 x 21.5	$13.40	CLDIS	$0.00	15.0000%	$2,304.80
HARDINSBURG HERALD-NEWS							
Notice -- Nolin RECC	03/31/2021	8 x 21.5	$10.13	CLDIS	$0.00	15.0000%	$1,742.36
HODGENVILLE LARUE CO. HERALD NEWS							
Notice -- Nolin RECC	03/24/2021	8 x 21.5	$8.00	CLDIS	$0.00	0.0000%	$1,376.00
LEITCHFIELD GRAYSON CO. NEWS GAZETTE							
Notice -- Nolin RECC	03/27/2021	7 x 21	$9.82	CLDIS	$0.00	15.0000%	$1,443.54
LEITCHFIELD THE RECORD							
Notice -- Nolin RECC	03/25/2021	8 x 21.5	$5.12	CLDIS	$0.00	0.0000%	$880.64
MUNFORDVILLE HART CO. NEWS-HERALD							
Notice -- Nolin RECC	03/25/2021	8 x 21	$9.00	CLDIS	$0.00	15.0000%	$1,512.00
RADCLIFF SENTINEL							
Notice -- Nolin RECC	03/25/2021	6 x 21.5	$9.00	CLDIS	$0.00	15.0000%	$1,161.00
SHEPHERDSVILLE PIONEER-NEWS							
Notice -- Nolin RECC	03/24/2021	8 x 21.5	$11.77	CLDIS	$0.00	0.0000%	$2,024.44

ANY QUESTIONS CONCERNING TEARSHEETS AND/OR REQUESTS FOR ACCOUNT CREDIT MUST BE MADE WITHIN FIVE DAYS OF THE DATE OF THIS INVOICE. IF THE REQUEST IS NOT RECEIVED WITHIN FIVE DAYS, THE CLIENT IS RESPONSIBLE FOR FULL PAYMENT OF THE INVOICE AMOUNT. **As of MAY 1, 2017, a 2.5 percent convenience fee will be added if paying by Credit Card.** Amount Due Subject to 1.5% Service Charge After 30 Days Please Pay From This Invoice. No Statement Will Be Sent.

Ad-Vantage™ version 7.64 by Customware, Inc. Copyright 2001-2015

Registered To: Kentucky Press Service

KENTUCKY PRESS SERVICE
101 CONSUMER LANE
FRANKFORT,KY 40601-
Voice (502) 223-8821 Fax (502) 875-2624

Wednesday, March 31, 2021 01:59 PM

Invoice

	Gwyn	**Invoice Date**	3/31/2021
Agency	East KY Power Cooperative	**PO Number**	
	4775 Lexington Road Winchester, KY 40391-	**Order**	21034EN0
Client	Nolin RECC		
Reps	Rachel McCarty		

Newspaper Caption	Run Date	Ad Size	Rate	Rate Name	Color	Disc.	Total
				Total Advertising			$20,219.18
				Discounts			$2,083.43
				Tax: USA			$0.00
				Total Invoice			$18,135.75
				Payments			$0.00
				Adjustments			$0.00
				Balance Due			$18,135.75

Ann Bridges
4-2-2021

ANY QUESTIONS CONCERNING TEARSHEETS AND/OR REQUESTS FOR ACCOUNT CREDIT MUST BE MADE WITHIN FIVE DAYS OF THE DATE OF THIS INVOICE. IF THE REQUEST IS NOT RECEIVED WITHIN FIVE DAYS, THE CLIENT IS RESPONSIBLE FOR FULL PAYMENT OF THE INVOICE AMOUNT. **As of MAY 1, 2017, a 2.5 percent convenience fee will be added if paying by Credit Card.** Amount Due Subject to 1.5% Service Charge After 30 Days Please Pay From This Invoice. No Statement Will Be Sent.

Ad-Vantage™ version 7.64 by Customware, Inc. Copyright 2001-2015

Registered To: Kentucky Press Service

KENTUCKY PRESS SERVICE
101 CONSUMER LANE
FRANKFORT,KY 40601-
Voice (502) 223-8821 Fax (502) 875-2624

Thursday, April 1, 2021 11:23 AM

Invoice

	Gwyn	**Invoice Date**	3/31/2021
Agency	East KY Power Cooperative	**PO Number**	
	4775 Lexington Road Winchester, KY 40391-	**Order**	21034EO0

Client Owen Electric RECC
Reps Rachel McCarty

Newspaper Caption	Run Date	Ad Size	Rate	Rate Name	Color	Disc.	Total
Boone Community Recorder--507							
Notice -- Owen Electric -- PAGE 1 -- BOONE CO	04/01/2021	6 x 19.75	$2,262.00	CLDIS	$0.00	0.0000%	$2,262.00
Notice -- Owen Electric -- PAGE 2 -- BOONE CO	04/01/2021	6 x 19.75	$0.00	CLDIS	$0.00	0.0000%	$0.00
CARROLLTON NEWS-DEMOCRAT							
Notice -- Owen Electric -- PAGE 1	03/25/2021	8 x 21.5	$11.76	CLDIS	$0.00	15.0000%	$2,022.72
Notice -- Owen Electric -- PAGE 2	03/25/2021	8 x 19	$11.76	CLDIS	$0.00	15.0000%	$1,787.52
FALMOUTH OUTLOOK							
Notice -- Owen Electric -- PAGE 1	03/23/2021	6 x 21.5	$21.00	CLDIS	$0.00	15.0000%	$2,709.00
Notice -- Owen Electric -- PAGE 2	03/23/2021	6 x 19	$21.00	CLDIS	$0.00	15.0000%	$2,394.00
FT. THOMAS CAMPBELL COUNTY RECORDER							
Notice -- Owen Electric -- PAGE 1 -- CAMPBELL CO	04/01/2021	6 x 19.75	$1,341.00	CLDIS	$0.00	0.0000%	$1,341.00
Notice -- Owen Electric -- PAGE 2 -- CAMPBELL CO	04/01/2021	6 x 19.75	$0.00	CLDIS	$0.00	0.0000%	$0.00
GEORGETOWN NEWS-GRAPHIC							
Notice -- Owen Electric -- PAGE 1	03/26/2021	5 x 21.5	$18.60	CLDIS	$0.00	15.0000%	$1,999.50
Notice -- Owen Electric -- PAGE 2	03/26/2021	5 x 19	$18.60	CLDIS	$0.00	15.0000%	$1,767.00
Kenton Community Recorder--505							
Notice -- Owen Electric -- PAGE 1 -- KENTON CO	04/01/2021	6 x 19.75	$2,891.00	CLDIS	$0.00	0.0000%	$2,891.00
Notice -- Owen Electric -- PAGE 2 -- KENTON CO	04/01/2021	6 x 19.75	$0.00	CLDIS	$0.00	0.0000%	$0.00
OWENTON NEWS-HERALD							
Notice -- Owen Electric -- PAGE 1	03/24/2021	8 x 21.5	$8.60	CLDIS	$0.00	0.0000%	$1,479.20
Notice -- Owen Electric --	03/24/2021	8 x 19	$8.60	CLDIS	$0.00	0.0000%	$1,307.20

ANY QUESTIONS CONCERNING TEARSHEETS AND/OR REQUESTS FOR ACCOUNT CREDIT MUST BE MADE WITHIN FIVE DAYS OF THE DATE OF THIS INVOICE. IF THE REQUEST IS NOT RECEIVED WITHIN FIVE DAYS, THE CLIENT IS RESPONSIBLE FOR FULL PAYMENT OF THE INVOICE AMOUNT. **As of MAY 1, 2017, a 2.5 percent convenience fee will be added if paying by Credit Card.** Amount Due Subject to 1.5% Service Charge After 30 Days Please Pay From This Invoice. No Statement Will Be Sent.

Ad-Vantage™ version 7.64 by Customware, Inc. Copyright 2001-2015

Registered To: Kentucky Press Service

KENTUCKY PRESS SERVICE
101 CONSUMER LANE
FRANKFORT,KY 40601-
Voice (502) 223-8821 Fax (502) 875-2624

Thursday, April 1, 2021 11:23 AM

Invoice

	Gwyn	**Invoice Date**	3/31/2021
Agency	East KY Power Cooperative	**PO Number**	
	4775 Lexington Road Winchester, KY 40391-	**Order**	21034EO0
Client	Owen Electric RECC		
Reps	Rachel McCarty		

Newspaper Caption	Run Date	Ad Size	Rate	Rate Name	Color	Disc.	Total
PAGE 2							
WARSAW GALLATIN CO. NEWS							
Notice -- Owen Electric -- PAGE 21	03/24/2021	6 x 21.5	$6.60	CLDIS	$0.00	15.0000%	$851.40
Notice -- Owen Electric -- PAGE 2	03/24/2021	6 x 19	$6.60	CLDIS	$0.00	15.0000%	$752.40
WILLIAMSTOWN GRANT COUNTY NEWS							
Notice -- Owen Electric -- PAGE 1	03/25/2021	8 x 21.5	$8.06	CLDIS	$0.00	0.0000%	$1,386.32
Notice -- Owen Electric -- PAGE 2	03/25/2021	8 x 19	$8.06	CLDIS	$0.00	0.0000%	$1,225.12

Total Advertising	$26,175.38
Discounts	$2,142.53
Tax: USA	$0.00
Total Invoice	$24,032.85
Payments	$0.00
Adjustments	$0.00
Balance Due	$24,032.85

Ann Bridges
4-2-2021

ANY QUESTIONS CONCERNING TEARSHEETS AND/OR REQUESTS FOR ACCOUNT CREDIT MUST BE MADE WITHIN FIVE DAYS OF THE DATE OF THIS INVOICE. IF THE REQUEST IS NOT RECEIVED WITHIN FIVE DAYS, THE CLIENT IS RESPONSIBLE FOR FULL PAYMENT OF THE INVOICE AMOUNT. **As of MAY 1, 2017, a 2.5 percent convenience fee will be added if paying by Credit Card.** Amount Due Subject to 1.5% Service Charge After 30 Days Please Pay From This Invoice. No Statement Will Be Sent.

Ad-Vantage™ version 7.84 by Customware, Inc. Copyright 2001-2015

Registered To: Kentucky Press Service

KENTUCKY PRESS SERVICE
101 CONSUMER LANE
FRANKFORT,KY 40601-
Voice (502) 223-8821 Fax (502) 875-2624

Wednesday, March 31, 2021 02:19 PM

Invoice

	Gwyn	**Invoice Date**	3/31/2021
Agency	East KY Power Cooperative	**PO Number**	
	4775 Lexington Road Winchester, KY 40391-	**Order**	21034ES0
Client	Shelby Energy		
Reps	Rachel McCarty		

Newspaper Caption	Run Date	Ad Size	Rate	Rate Name	Color	Disc.	Total
BEDFORD TRIMBLE BANNER DEMOCRAT							
Notice -- Shelby RECC	03/25/2021	8 x 21.5	$7.76	CLDIS	$0.00	0.0000%	$1,334.72
CARROLLTON NEWS-DEMOCRAT							
Notice -- Shelby RECC	03/25/2021	8 x 21.5	$11.76	CLDIS	$0.00	0.0000%	$2,022.72
FRANKFORT STATE JOURNAL							
Notice -- Shelby RECC	03/26/2021	6 x 20	$16.00	CLDIS	$0.00	15.0000%	$1,920.00
LAGRANGE OLDHAM ERA							
Notice -- Shelby RECC	03/25/2021	8 x 21.5	$14.12	CLDIS	$0.00	0.0000%	$2,428.64
LAWRENCEBURG ANDERSON NEWS							
Notice -- Shelby RECC	03/24/2021	8 x 21.5	$8.35	CLDIS	$0.00	0.0000%	$1,436.20
LOUISVILLE COURIER-JOURNAL							
Notice -- Shelby RECC	03/25/2021	6 x 19.75	$181.76	CLDIS	$0.00	0.0000%	$21,538.56
NEW CASTLE HENRY CO. LOCAL							
Notice -- Shelby RECC	03/24/2021	8 x 21.5	$11.77	CLDIS	$0.00	0.0000%	$2,024.44
OWENTON NEWS-HERALD							
Notice -- Shelby RECC	03/24/2021	8 x 21.5	$8.60	CLDIS	$0.00	0.0000%	$1,479.20
SHELBYVILLE SENTINEL-NEWS							
Notice -- Shelby RECC	03/24/2021	8 x 21.5	$12.72	CLDIS	$0.00	0.0000%	$2,187.84
TAYLORSVILLE SPENCER MAGNET							
Notice -- Shelby RECC	03/24/2021	8 x 21.5	$8.88	CLDIS	$0.00	0.0000%	$1,527.36

Total Advertising	$37,899.68
Discounts	$288.00
Tax: USA	$0.00
Total Invoice	$37,611.68
Payments	$0.00
Adjustments	$0.00
Balance Due	$37,611.68

Ann Bridges 4-2-2021

ANY QUESTIONS CONCERNING TEARSHEETS AND/OR REQUESTS FOR ACCOUNT CREDIT MUST BE MADE WITHIN FIVE DAYS OF THE DATE OF THIS INVOICE. IF THE REQUEST IS NOT RECEIVED WITHIN FIVE DAYS, THE CLIENT IS RESPONSIBLE FOR FULL PAYMENT OF THE INVOICE AMOUNT. **As of MAY 1, 2017, a 2.5 percent convenience fee will be added if paying by Credit Card.** Amount Due Subject to 1.5% Service Charge After 30 Days Please Pay From This Invoice. No Statement Will Be Sent.

Ad-Vantage™ version 7.64 by Customware, Inc. Copyright 2001-2015

Registered To: Kentucky Press Service

KENTUCKY PRESS SERVICE
101 CONSUMER LANE
FRANKFORT,KY 40601-
Voice (502) 223-8821 Fax (502) 875-2624

Wednesday, March 31, 2021 02:06 PM

Invoice

	Gwyn	**Invoice Date**	3/31/2021
Agency	East KY Power Cooperative	**PO Number**	
	4775 Lexington Road Winchester, KY 40391-	**Order**	21034ES1

Client Salt River Electric
Reps Rachel McCarty

Newspaper Caption	Run Date	Ad Size	Rate	Rate Name	Color	Disc.	Total
BARDSTOWN KENTUCKY STANDARD							
Notice -- Salt River Electric -- PAGE 1	03/24/2021	8 x 21.5	$17.82	CLDIS	$0.00	0.0000%	$3,065.04
Notice -- Salt River Electric -- PAGE 2	03/24/2021	8 x 14.5	$17.82	CLDIS	$0.00	0.0000%	$2,067.12
HARRODSBURG HERALD							
Notice -- Salt River Electric -- PAGE 1	03/25/2021	7 x 21.5	$10.77	CLDIS	$0.00	15.0000%	$1,620.88
Notice -- Salt River Electric -- PAGE 2	03/25/2021	7 x 14.5	$10.77	CLDIS	$0.00	15.0000%	$1,093.16
HODGENVILLE LARUE CO. HERALD NEWS							
Notice -- Salt River Electric -- PAGE 1	03/24/2021	8 x 21.5	$8.00	CLDIS	$0.00	0.0000%	$1,376.00
Notice -- Salt River Electric -- PAGE 2	03/24/2021	8 x 14.5	$8.00	CLDIS	$0.00	0.0000%	$928.00
LAWRENCEBURG ANDERSON NEWS							
Notice -- Salt River Electric -- PAGE 1	03/24/2021	8 x 21.5	$8.35	CLDIS	$0.00	0.0000%	$1,436.20
Notice -- Salt River Electric -- PAGE 2	03/24/2021	8 x 14.5	$8.35	CLDIS	$0.00	0.0000%	$968.60
LEBANON ENTERPRISE							
Notice -- Salt River Electric -- PAGE 1	03/24/2021	8 x 21.5	$10.35	CLDIS	$0.00	0.0000%	$1,780.20
Notice -- Salt River Electric -- PAGE 2	03/24/2021	8 x 14	$10.35	CLDIS	$0.00	0.0000%	$1,159.20
LOUISVILLE COURIER-JOURNAL							
Notice -- Salt River Electric -- PAGE 1	03/26/2021	6 x 19.75	$181.76	CLDIS	$0.00	0.0000%	$21,538.56
Notice -- Salt River Electric -- PAGE 2	03/26/2021	6 x 14.5	$181.76	CLDIS	$0.00	0.0000%	$15,813.12
SHELBYVILLE SENTINEL-NEWS							
Notice -- Salt River Electric -- PAGE 1	03/24/2021	8 x 21.5	$12.72	CLDIS	$0.00	0.0000%	$2,187.84
Notice -- Salt River Electric --	03/24/2021	8 x 14.5	$12.72	CLDIS	$0.00	0.0000%	$1,475.52

ANY QUESTIONS CONCERNING TEARSHEETS AND/OR REQUESTS FOR ACCOUNT CREDIT MUST BE MADE WITHIN FIVE DAYS OF THE DATE OF THIS INVOICE. IF THE REQUEST IS NOT RECEIVED WITHIN FIVE DAYS, THE CLIENT IS RESPONSIBLE FOR FULL PAYMENT OF THE INVOICE AMOUNT. **As of MAY 1, 2017, a 2.5 percent convenience fee will be added if paying by Credit Card.** Amount Due Subject to 1.5% Service Charge After 30 Days Please Pay From This Invoice. No Statement Will Be Sent.

Ad-Vantage™ version 7.64 by Customware, Inc. Copyright 2001-2015

Registered To: Kentucky Press Service

KENTUCKY PRESS SERVICE
101 CONSUMER LANE
FRANKFORT,KY 40601-
Voice (502) 223-8821 Fax (502) 875-2624

Wednesday, March 31, 2021 02:06 PM

Invoice

	Gwyn	**Invoice Date**	3/31/2021
Agency	East KY Power Cooperative	**PO Number**	
	4775 Lexington Road Winchester, KY 40391-	**Order**	21034ES1
Client	Salt River Electric		
Reps	Rachel McCarty		

Newspaper Caption	Run Date	Ad Size	Rate	Rate Name	Color	Disc.	Total
PAGE 2							
SHEPHERDSVILLE PIONEER-NEWS							
Notice -- Salt River Electric -- PAGE 1	03/24/2021	8 x 21.5	$11.77	CLDIS	$0.00	0.0000%	$2,024.44
Notice -- Salt River Electric -- PAGE 2	03/24/2021	8 x 14.5	$11.77	CLDIS	$0.00	0.0000%	$1,365.32
SPRINGFIELD SUN							
Notice -- Salt River Electric -- PAGE 1	03/24/2021	8 x 21.5	$9.41	CLDIS	$0.00	0.0000%	$1,618.52
Notice -- Salt River Electric -- PAGE 2	03/24/2021	8 x 14.5	$9.41	CLDIS	$0.00	0.0000%	$1,091.56
TAYLORSVILLE SPENCER MAGNET							
Notice -- Salt River Electric -- PAGE 1	03/24/2021	8 x 21.5	$8.88	CLDIS	$0.00	0.0000%	$1,527.36
Notice -- Salt River Electric -- PAGE 2	03/24/2021	8 x 14.5	$8.88	CLDIS	$0.00	0.0000%	$1,030.08

Total Advertising	$65,166.72
Discounts	$407.10
Tax: USA	$0.00
Total Invoice	$64,759.62
Payments	$0.00
Adjustments	$0.00
Balance Due	$64,759.62

Ann Bridges
4-2-2021

ANY QUESTIONS CONCERNING TEARSHEETS AND/OR REQUESTS FOR ACCOUNT CREDIT MUST BE MADE WITHIN FIVE DAYS OF THE DATE OF THIS INVOICE. IF THE REQUEST IS NOT RECEIVED WITHIN FIVE DAYS, THE CLIENT IS RESPONSIBLE FOR FULL PAYMENT OF THE INVOICE AMOUNT. **As of MAY 1, 2017, a 2.5 percent convenience fee will be added if paying by Credit Card.** Amount Due Subject to 1.5% Service Charge After 30 Days Please Pay From This Invoice. No Statement Will Be Sent.

Ad-Vantage™ version 7.64 by Customware, Inc. Copyright 2001-2015

Registered To: Kentucky Press Service

KENTUCKY PRESS SERVICE
101 CONSUMER LANE
FRANKFORT,KY 40601-
Voice (502) 223-8821 Fax (502) 875-2624

Wednesday, March 31, 2021 02:43 PM

Invoice

	Gwyn	**Invoice Date**	3/31/2021
Agency	East KY Power Cooperative	**PO Number**	
	4775 Lexington Road Winchester, KY 40391-	**Order**	21034ES2
Client	South Kentucky RECC		
Reps	Rachel McCarty		

Newspaper Caption	Run Date	Ad Size	Rate	Rate Name	Color	Disc.	Total
ALBANY CLINTON CO. NEWS							
Notice -- South KY RECC -- PAGE 1	03/25/2021	6 x 21	$3.50	CLDIS	$0.00	15.0000%	$441.00
Notice -- South KY RECC -- PAGE 2	03/25/2021	6 x 13	$3.50	CLDIS	$0.00	15.0000%	$273.00
BURKESVILLE CUMBERLAND CO. NEWS							
Notice -- South KY RECC -- PAGE 1	03/24/2021	6 x 21	$8.00	CLDIS	$0.00	15.0000%	$1,008.00
Notice -- South KY RECC -- PAGE 2	03/24/2021	6 x 13	$8.00	CLDIS	$0.00	15.0000%	$624.00
COLUMBIA ADAIR CO. COMMUNITY VOICE							
Notice -- South KY RECC -- PAGE !	03/25/2021	6 x 21.5	$6.83	CLDIS	$0.00	15.0000%	$881.07
Notice -- South KY RECC -- PAGE 2	03/25/2021	6 x 13	$6.83	CLDIS	$0.00	15.0000%	$532.74
COLUMBIA ADAIR PROGRESS							
Notice -- South KY RECC -- PAGE 1	03/25/2021	7 x 21.5	$7.98	CLDIS	$0.00	15.0000%	$1,200.99
Notice -- South KY RECC -- PAGE 2	03/25/2021	6 x 13	$7.98	CLDIS	$0.00	15.0000%	$622.44
LIBERTY CASEY CO. NEWS							
Notice -- South KY RECC -- PAGE 1	03/24/2021	8 x 21.5	$10.88	CLDIS	$0.00	0.0000%	$1,871.36
Notice -- South KY RECC -- PAGE 2	03/24/2021	8 x 13	$10.88	CLDIS	$0.00	0.0000%	$1,131.52
LONDON SENTINEL-ECHO							
Notice -- South KY RECC -- PAGE 1	03/24/2021	9 x 21	$11.34	CLDIS	$0.00	15.0000%	$2,143.26
Notice -- South KY RECC -- PAGE 2	03/24/2021	9 x 13	$11.34	CLDIS	$0.00	15.0000%	$1,326.78
MT. VERNON SIGNAL							
Notice -- South KY RECC -- PAGE 1	03/25/2021	6 x 21	$8.50	CLDIS	$0.00	15.0000%	$1,071.00
Notice -- South KY RECC --	03/25/2021	6 x 13	$8.50	CLDIS	$0.00	15.0000%	$663.00

ANY QUESTIONS CONCERNING TEARSHEETS AND/OR REQUESTS FOR ACCOUNT CREDIT MUST BE MADE WITHIN FIVE DAYS OF THE DATE OF THIS INVOICE. IF THE REQUEST IS NOT RECEIVED WITHIN FIVE DAYS, THE CLIENT IS RESPONSIBLE FOR FULL PAYMENT OF THE INVOICE AMOUNT. **As of MAY 1, 2017, a 2.5 percent convenience fee will be added if paying by Credit Card.** Amount Due Subject to 1.5% Service Charge After 30 Days Please Pay From This Invoice. No Statement Will Be Sent.

Ad-Vantage™ version 7.64 by Customware, Inc. Copyright 2001-2015

Registered To: Kentucky Press Service

KENTUCKY PRESS SERVICE
101 CONSUMER LANE
FRANKFORT,KY 40601-
Voice (502) 223-8821 Fax (502) 875-2624

Wednesday, March 31, 2021 02:43 PM

Invoice

	Gwyn	**Invoice Date**	3/31/2021
Agency	East KY Power Cooperative 4775 Lexington Road Winchester, KY 40391-	**PO Number**	
		Order	21034ES2
Client	South Kentucky RECC		
Reps	Rachel McCarty		

Newspaper Caption	Run Date	Ad Size	Rate	Rate Name	Color	Disc.	Total
PAGE 2							
RUSSELL SPRINGS TIMES-JOURNAL							
Notice -- South KY RECC -- PAGE 1	03/25/2021	6 x 21	$9.00	CLDIS	$0.00	15.0000%	$1,134.00
Notice -- South KY RECC -- PAGE 2	03/25/2021	6 x 13	$9.00	CLDIS	$0.00	15.0000%	$702.00
SOMERSET COMMONWEALTH-JOURNAL							
Notice -- South KY RECC -- PAGE 1	03/25/2021	8 x 21	$15.20	CLDIS	$0.00	15.0000%	$2,553.60
Notice -- South KY RECC -- PAGE 2	03/25/2021	8 x 13	$15.20	CLDIS	$0.00	15.0000%	$1,580.80
STANFORD INTERIOR JOURNAL							
Notice -- South KY RECC -- PAGE 1	03/25/2021	6 x 21	$7.25	CLDIS	$0.00	15.0000%	$913.50
Notice -- South KY RECC -- PAGE 2	03/25/2021	6 x 13	$7.25	CLDIS	$0.00	15.0000%	$565.50
Wayne Weekly							
Notice -- South KY RECC -- PAGE 1	03/24/2021	6 x 21.5	$8.89	CLDIS	$0.00	15.0000%	$1,146.81
Notice -- South KY RECC -- PAGE 2	03/24/2021	6 x 13	$8.89	CLDIS	$0.00	15.0000%	$693.42
WHITLEY MCCREARY CO. VOICE							
Notice -- South KY RECC -- PAGE 1	03/25/2021	8 x 21.25	$6.00	CLDIS	$0.00	15.0000%	$1,020.00
Notice -- South KY RECC -- PAGE 2	03/25/2021	8 x 13	$6.00	CLDIS	$0.00	15.0000%	$624.00

ANY QUESTIONS CONCERNING TEARSHEETS AND/OR REQUESTS FOR ACCOUNT CREDIT MUST BE MADE WITHIN FIVE DAYS OF THE DATE OF THIS INVOICE. IF THE REQUEST IS NOT RECEIVED WITHIN FIVE DAYS, THE CLIENT IS RESPONSIBLE FOR FULL PAYMENT OF THE INVOICE AMOUNT. **As of MAY 1, 2017, a 2.5 percent convenience fee will be added if paying by Credit Card.** Amount Due Subject to 1.5% Service Charge After 30 Days Please Pay From This Invoice. No Statement Will Be Sent.

Ad-Vantage™ version 7.64 by Customware, Inc. Copyright 2001-2015

Registered To: Kentucky Press Service

KENTUCKY PRESS SERVICE
101 CONSUMER LANE
FRANKFORT,KY 40601-
Voice (502) 223-8821 Fax (502) 875-2624

Wednesday, March 31, 2021 02:43 PM

Invoice

	Gwyn	**Invoice Date**	3/31/2021
Agency	East KY Power Cooperative	**PO Number**	
	4775 Lexington Road Winchester, KY 40391-	**Order**	21034ES2
Client	South Kentucky RECC		
Reps	Rachel McCarty		

Newspaper Caption	Run Date	Ad Size	Rate	Rate Name	Color	Disc.	Total
				Total Advertising			$24,723.79
				Discounts			$3,258.13
				Tax: USA			$0.00
				Total Invoice			$21,465.66
				Payments			$0.00
				Adjustments			$0.00
				Balance Due			$21,465.66

Ann Bridges
4-2-2021

ANY QUESTIONS CONCERNING TEARSHEETS AND/OR REQUESTS FOR ACCOUNT CREDIT MUST BE MADE WITHIN FIVE DAYS OF THE DATE OF THIS INVOICE. IF THE REQUEST IS NOT RECEIVED WITHIN FIVE DAYS, THE CLIENT IS RESPONSIBLE FOR FULL PAYMENT OF THE INVOICE AMOUNT. **As of MAY 1, 2017, a 2.5 percent convenience fee will be added if paying by Credit Card.** Amount Due Subject to 1.5% Service Charge After 30 Days Please Pay From This Invoice. No Statement Will Be Sent.

Ad-Vantage™ version 7.64 by Customware, Inc. Copyright 2001-2015

Registered To: Kentucky Press Service

KENTUCKY PRESS SERVICE
101 CONSUMER LANE
FRANKFORT,KY 40601-
Voice (502) 223-8821 Fax (502) 875-2624

Wednesday, March 31, 2021 01:45 PM

Invoice

	Gwyn	**Invoice Date**	3/31/2021
Agency	East KY Power Cooperative	**PO Number**	
	4775 Lexington Road Winchester, KY 40391-	**Order**	21034ET0

Client Taylor County RECC
Reps Rachel McCarty

Newspaper

Caption	Run Date	Ad Size	Rate	Rate Name	Color	Disc.	Total
BURKESVILLE CUMBERLAND CO. NEWS							
Notice -- Taylor County RECC	03/24/2021	6 x 18	$8.00	CLDIS	$0.00	15.0000%	$864.00
CAMPBELLSVILLE CENTRAL KY NEWS JOURNAL							
Notice -- Taylor County RECC	03/25/2021	8 x 18	$11.91	CLDIS	$0.00	0.0000%	$1,715.04
COLUMBIA ADAIR CO. COMMUNITY VOICE							
Notice -- Taylor County RECC	03/25/2021	7 x 18	$6.83	CLDIS	$0.00	15.0000%	$860.58
COLUMBIA ADAIR PROGRESS							
Notice -- Taylor County RECC	03/25/2021	7 x 18	$7.98	CLDIS	$0.00	15.0000%	$1,005.48
EDMONTON HERALD-NEWS							
Notice -- Taylor County RECC	03/24/2021	8 x 18	$8.50	CLDIS	$0.00	15.0000%	$1,224.00
GREENSBURG RECORD-HERALD							
Notice -- Taylor County RECC	03/24/2021	8 x 18	$13.40	CLDIS	$0.00	15.0000%	$1,929.60
LEBANON ENTERPRISE							
Notice -- Taylor County RECC	03/24/2021	8 x 18	$10.35	CLDIS	$0.00	0.0000%	$1,490.40
LIBERTY CASEY CO. NEWS							
Notice -- Taylor County RECC	03/24/2021	8 x 18	$10.88	CLDIS	$0.00	0.0000%	$1,566.72
MUNFORDVILLE HART CO. NEWS-HERALD							
Notice -- Taylor County RECC	03/25/2021	8 x 18	$9.00	CLDIS	$0.00	15.0000%	$1,296.00
RUSSELL SPRINGS TIMES-JOURNAL							
Notice -- Taylor County RECC	03/25/2021	6 x 18	$9.00	CLDIS	$0.00	15.0000%	$972.00

Total Advertising	$12,923.82
Discounts	$1,222.75
Tax: USA	$0.00
Total Invoice	$11,701.07
Payments	$0.00
Adjustments	$0.00
Balance Due	$11,701.07

Ann Bridges
4-2-2021

ANY QUESTIONS CONCERNING TEARSHEETS AND/OR REQUESTS FOR ACCOUNT CREDIT MUST BE MADE WITHIN FIVE DAYS OF THE DATE OF THIS INVOICE. IF THE REQUEST IS NOT RECEIVED WITHIN FIVE DAYS, THE CLIENT IS RESPONSIBLE FOR FULL PAYMENT OF THE INVOICE AMOUNT. **As of MAY 1, 2017, a 2.5 percent convenience fee will be added if paying by Credit Card.** Amount Due Subject to 1.5% Service Charge After 30 Days Please Pay From This Invoice. No Statement Will Be Sent.

Ad-Vantage™ version 7.64 by Customware, Inc. Copyright 2001-2015

Registered To: Kentucky Press Service

EAST KENTUCKY POWER COOPERATIVE, INC.
PSC CASE NO. 2021-00103
FIRST REQUEST FOR INFORMATION RESPONSE

COMMISSION STAFF'S FIRST REQUEST FOR INFORMATION DATED 3/4/21
REQUEST 40
RESPONSIBLE PERSON: **Michelle K. Carpenter**
COMPANY: **East Kentucky Power Cooperative, Inc.**

Request 40. Provide the following information for the most recent calendar year concerning the utility and any affiliated service corporation or corporate service division/unit:

Request 40a. A schedule detailing the costs charged, either directly or those allocated by the utility to the service company. Indicate the utility's accounts where these costs were originally recorded. For costs that are allocated, include a description of the allocation factors utilized.

Response 40a. Please see page 3 of this response and corresponding Excel file *PSC DR1 Response 40.xlsx* for a detail of costs charged to affiliated organizations in 2020. For the purposes of this response, affiliated organizations are deemed to be ACES and Envision Energy Services, LLC.

Request 40b. A schedule detailing the costs charged, either directly or allocated, by the service company to the utility. Indicate the utility's accounts where these costs were recorded. For costs that are allocated, include a description of the allocation factors utilized.

Response 40b. ACES offers power trading and origination, power scheduling and transmission, natural gas services, trading controls, regulatory services, and ISO/RTO services to its members, which are necessary for EKPC's regulated operations. For the year ended December 31, 2020, ACES charged EKPC $2.3 million for services rendered. These charges were recorded in Account 557003, Other Power Supply Expense, Broker Fees.

East Kentucky Power Cooperative, Inc.
PSC Case Number 2021-00103
Schedule of Costs Charged to Affiliated Service Corporation or Corporate Service Division/Unit
Year Ending December 31, 2020

Type of Charge	Amount	Account	Allocation Method (if applicable)	Original Account Charged
Travel	183	417101 (Exps/Nonutil Oper-Other/ACES)	N/A	N/A
Labor and Benefits	44,204	417103 (Exps/Nonutil Oper-Envision)	Benefits allocated based upon direct labor	Account 926000
Telephone	880	417103 (Exps/Nonutil Oper-Envision)	N/A	N/A
Overhead	9,988	417103 (Exps/Nonutil Oper-Envision)	CAM allocation based on direct labor hours	Accounts 920000, 921000, 930200, 930202, 930204,
Property Tax	410	417103 (Exps/Nonutil Oper-Envision)	CAM allocation based on square footage	Account 930203
General Maintenance	540	417103 (Exps/Nonutil Oper-Envision)	CAM allocation allocation based on based on square footage	Accounts: 920000, 921000,935000
Depreciation	644	403702 (Deprec Exp-Generl Plant-Nonreg)	CAM allocation(general plant) based upon square footage	Account 403700
Reimbursements/Refunds	(20,586)	417103 (Exps/Nonutil Oper-Envision)	Reimbursement for labor/benefits and miscellaneous refund	N/A
Total	36,263			

CAM (Cost Allocation Manual)

EAST KENTUCKY POWER COOPERATIVE, INC.
PSC CASE NO. 2021-00103
FIRST REQUEST FOR INFORMATION RESPONSE

COMMISSION STAFF'S FIRST REQUEST FOR INFORMATION DATED 3/4/21
REQUEST 41
RESPONSIBLE PERSON: **Ann F. Bridges**
COMPANY: **East Kentucky Power Cooperative, Inc.**

Request 41. Provide the following information for the most recent calendar year concerning all affiliate-related activities not identified in response to Item 40:

a. Provide the names of affiliates that provided some form of service to the utility and the type of service the utility received from each affiliate.

b. Provide the names of affiliates to whom the utility provided some form of service and the type of service the utility provided to each affiliate.

c. Identify the service agreement with each affiliate, state whether the service agreement has been previously filed with the Commission, and identify the proceeding in which it was filed. Provide each service agreement that has not been previously filed with the Commission.

Response 41a-c. This request is not applicable as all affiliate-related activities are identified in the response to Request 40.

EAST KENTUCKY POWER COOPERATIVE, INC.
PSC CASE NO. 2021-00103
FIRST REQUEST FOR INFORMATION RESPONSE

COMMISSION STAFF'S FIRST REQUEST FOR INFORMATION DATED 3/4/21
REQUEST 42
RESPONSIBLE PERSON: **Ann F. Bridges**
COMPANY: **East Kentucky Power Cooperative, Inc.**

Request 42. Describe the utility's lobbying activities and provide a schedule showing the name, salary, and job title of each individual whose job function involves lobbying on the local, state, or national level.

Response 42. EKPC's lobbying activities consist of monitoring state and federal legislation that impacts EKPC. EKPC works closely with Kentucky Electric Cooperatives at the state level and the National Rural Electric Cooperative Association at the federal level.

During the test year, Ann Bridges, Vice President of Strategic Planning and External Affairs, served as EKPC's state legislative and executive agency lobbyist. Her salary associated with lobbying activities totaled $8,876.30 in 2019. This is included in the lobbying expense adjustment in Account 426400, Other Lobbying Expenses. Please see the adjustment for lobbying expenses in the testimony of Mr. Scott in EKPC's Application (Exhibit ISS-1, page 33 of 47, Schedule 1.16.)

EAST KENTUCKY POWER COOPERATIVE, INC.
PSC CASE NO. 2021-00103
FIRST REQUEST FOR INFORMATION RESPONSE

COMMISSION STAFF'S FIRST REQUEST FOR INFORMATION DATED 3/4/21
REQUEST 43
RESPONSIBLE PERSON: **Scott Drake**
COMPANY: **East Kentucky Power Cooperative, Inc.**

Request 43. Regarding demand-side management, conservation, and energy-efficiency programs, provide the following:

Request 43a. A list of all programs currently offered by the utility.

Response 43a. The list below includes all programs currently offered by EKPC:

Button-up Weatherization – The program offers incentives to End-Use Retail Members ("retail member") who add insulation in the attic and use weatherization techniques to reduce heat loss in the home.

Touchstone Energy Home – The program offers an incentive to encourage new homes to be built to higher standards for thermal integrity and equipment efficiency including high-efficient air-to-air heat pumps or geothermal heat pumps.

Community Assistance Resources for Energy Savings ("CARES") – The program provides an incentive to enhance weatherization and energy efficiency services provided to the retail member by the Kentucky Community Action Agencies network.

Heat Pump Retrofit – The program provides an incentive to retail members to convert the home from less efficient resistive heat sources to more efficient air-to-air heat pumps, geothermal heat pumps, or mini-split heat pumps.

ENERGY STAR® Manufactured Home – The program provides an incentive to the retail member to purchase a new manufactured home constructed to ENERGY STAR® standards for manufactured homes.

Direct Load Control Program – This program allows for the installation of utility provided switches on air conditioners and water heaters that can be managed by the utility during peak usage to reduce load. Additionally, thermostats participating in this program can be managed by the utility during peak usage to reduce load.

Request 43b. The total cost incurred for these programs by the utility in each of the three most recent calendar years.

Response 43b. Refer to pages 4 through 6 of this response for the three (3) most recent DSM years provided of 2017, 2018, and 2019. At this time, the 2020 DSM data has not completed internal reviews and approvals.

Request 43c. The total energy and demand reductions realized through these programs in each of the three most recent calendar years.

Response 43c. Refer to response to 43b above.

Request 43d. The total cost for these programs included in the historical test period and expected energy reductions to be realized from these programs.

Response 43d. Refer to response to 43b above.

2017

Residential Programs	Participation	Annual Energy Savings (MWh)	Summer Demand Savings (MW)	Winter Demand Savings (MW)	2017 Program Costs	Program Years	Lifetime Energy Savings (MWh)	Cost of Energy Saved ($/kWh)	Lifetime CO2 Savings (lbs)
CFLs (Owner-member Annual Meetings)	14,950	359	0.036	0.060	$ 13,455	8	2,870	$ 0.005	5,740,800
LEDs (Owner-member Annual Meetings)	22,352	791	0.079	0.132	$ 29,222	8	6,330	$ 0.005	12,660,096
Appliance Recycling	1,506	1,176	0.169	0.118	$ 374,031	7	8,232	$ 0.045	16,464,000
ENERGY STAR® Air Source Heat Pump	1,606	1,348	0.503	0.000	$ 1,001,145	15	20,213	$ 0.050	40,425,120
ENERGY STAR® Central Air Conditioner	355	172	0.170	0.000	$ 131,750	15	2,587	$ 0.051	5,173,620
ENERGY STAR® Clothes Washer	2,686	862	0.074	0.172	$ 293,725	12	10,349	$ 0.028	20,697,600
ENERGY STAR® Dishwasher	3,067	239	0.030	0.030	$ 185,925	10	2,388	$ 0.078	4,776,340
ENERGY STAR® Freezer	466	27	0.004	0.002	$ 25,715	12	326	$ 0.079	652,848
ENERGY STAR® Heat Pump Water Heater	217	328	0.030	0.076	$ 76,215	13	4,261	$ 0.018	8,522,800
ENERGY STAR® Refrigerator	3,565	335	0.017	0.034	$ 561,100	12	4,021	$ 0.140	8,042,400
ENERGY STAR® Manufactured Home	21	251	0.011	0.060	$ 90,300	15	3,763	$ 0.024	7,526,610
Button Up - Level I	779	1,152	0.271	0.891	$ 503,836	15	17,274	$ 0.029	34,548,297
Button Up - Level III	7	56	0.013	0.044	$ 18,375	15	844	$ 0.022	1,687,892
Heat Pump Retrofit	986	9,036	0.460	0.000	$ 2,457,327	20	180,722	$ 0.014	361,444,120
HVAC Duct Sealing	61	77	0.022	0.072	$ 37,000	12	922	$ 0.040	1,843,488
Touchstone Energy Home (Prescriptive)	229	588	0.151	0.568	$ 320,600	20	11,761	$ 0.027	23,522,880
Touchstone Energy Home (Performance)	309	793	0.204	0.766	$ 431,960	20	15,854	$ 0.027	31,708,080
CARES	64	303	0.046	0.092	$ 140,646	15	4,545	$ 0.031	9,090,000
Energy Audit - In-home	42	24	0.000	0.000	$ 11,711	8	192	$ 0.061	384,800
Energy Audit - Online	435	193	0.000	0.000	$ 121,289	5	965	$ 0.126	1,929,870
Program Administration & Promotion					$ 1,351,443				
Totals	**53,703**	**18,110**	**2.289**	**3.116**	**$ 8,176,770**		**298,421**	**0.027**	**596,841,661**

C&I Programs	Participation	Annual Energy Savings (MWh)	Summer Demand Savings (MW)	Winter Demand Savings (MW)	2017 Program Costs	Program Years	Lifetime Energy Savings (MWh)	Cost of Energy Saved ($/kWh)	Lifetime CO2 Savings (lbs)
Commercial & Industrial Lighting Upgrade	240	20,740	3.240	2.121	$ 1,719,237	10	207,403	$ 0.008	414,806,387
Compressed Air Audit	3	364	0.072	0.029	$ 18,113	7	2,548	$ 0.007	5,095,241
Totals	**243**	**21,104**	**3.312**	**2.150**	**$ 1,737,349**		**209,951**	**$ 0.008**	**419,901,627**

Direct Load Control Program (New Participants)	Participation	Annual Energy Savings (MWh)	Summer Demand Savings (MW)	Winter Demand Savings (MW)	2017 Program Costs	Cost of Demand Saved ($/kW)
DLC Air Conditioner Switches	473	2.365	0.473	0	$ 420,221	$ 888
DLC Water Heater Switches	242	2.42	0.090	0.126	$ 214,997	$ 2,401
Totals	**715**	**4.785**	**0.563**	**0.126**	**$ 635,218**	$ 1,129

All DSM Programs	Participation	Annual Energy Savings (MWh)	Summer Demand Savings (MW)	Winter Demand Savings (MW)	2017 Program Costs	Cost of Demand Saved ($/kW)	Lifetime Energy Savings (MWh)	Cost of Energy Saved ($/kWh)	Lifetime CO2 Savings (lbs)
Grand Totals	**54,661**	**39,219**	**6.164**	**5.392**	**$ 10,549,337**	**$ 1,129**	**508,372**	**0.020**	**1,016,743,288**

2018

Residential Programs	Participation	Annual Energy Savings (MWh)	Summer Demand Savings (MW)	Winter Demand Savings (MW)	2018 Program Costs	Program Years	Lifetime Energy Savings (MWh)	Cost of Energy Saved ($/kWh)	Lifetime CO2 Savings (lbs)
LEDs (Owner-member Annual Meetings)	54,676	1,312	0.131	0.219	$ 50,943	8	10,496	$ 0.005	20,992,000
Appliance Recycling	1,057	776	0.112	0.078	$ 258,320	7	5,432	$ 0.048	10,864,560
ENERGY STAR® Air Source Heat Pump	1,665	1,233	0.460	0.000	$ 955,780	15	18,488	$ 0.052	36,975,960
ENERGY STAR® Central Air Conditioner	388	167	0.164	0.000	$ 125,660	15	2,507	$ 0.050	5,014,920
ENERGY STAR® Clothes Washer	2,428	664	0.057	0.133	$ 226,645	12	7,967	$ 0.028	15,934,800
ENERGY STAR® Dishwasher	2,598	195	0.025	0.025	$ 154,195	10	1,948	$ 0.079	3,896,280
ENERGY STAR® Freezer	396	20	0.025	0.025	$ 19,570	12	243	$ 0.081	485,616
ENERGY STAR® Heat Pump Water Heater	245	240	0.022	0.056	$ 58,610	13	3,117	$ 0.019	6,234,800
ENERGY STAR® Refrigerator	2,997	260	0.013	0.026	$ 407,490	12	3,125	$ 0.130	6,249,600
ENERGY STAR® Manufactured Home	30	358	0.015	0.086	$ 129,000	15	5,376	$ 0.024	10,752,300
Button Up - Level I	556	812	0.191	0.628	$ 355,863	15	12,185	$ 0.029	24,369,204
Button Up - Level III	1	8	0.002	0.006	$ 2,625	15	115	$ 0.023	229,963
Heat Pump Retrofit	524	4,083	0.196	0.000	$ 1,090,954	20	81,658	$ 0.013	163,316,440
HVAC Duct Sealing	37	42	0.012	0.039	$ 20,000	12	498	$ 0.040	996,480
Touchstone Energy Home (Prescriptive)	153	393	0.101	0.379	$ 214,200	20	7,858	$ 0.027	15,716,160
Touchstone Energy Home (Performance)	319	817	0.210	0.789	$ 444,680	20	16,335	$ 0.027	32,670,480
CARES	66	312	0.048	0.095	$ 157,095	15	4,684	$ 0.034	9,367,380
Energy Audit - In-home	2	1	0.000	0.000	$ 809	8	10	$ 0.078	20,800
Energy Audit - Online	327	1	0.000	0.000	$ 132,191	5	847	$ 0.156	1,694,000
Program Administration & Promotion					$ 941,590				
Totals	**68,465**	**11,694**	**1.782**	**2.583**	**$ 5,746,219**		**182,891**	**0.031**	**365,781,743**

C&I Programs	Participation	Annual Energy Savings (MWh)	Summer Demand Savings (MW)	Winter Demand Savings (MW)	2018 Program Costs	Program Years	Lifetime Energy Savings (MWh)	Cost of Energy Saved ($/kWh)	Lifetime CO2 Savings (lbs)
Commercial & Industrial Lighting Upgades	183	17,527	2.493	1.668	$ 1,293,209	10	175,269	$ 0.007	350,538,554
Totals	**183**	**17,527**	**2.493**	**1.668**	**$ 1,293,209**		**175,269**	**$ 0.007**	**350,538,554**

Direct Load Control Program (New Participants)	Participation	Annual Energy Savings (MWh)	Summer Demand Savings (MW)	Winter Demand Savings (MW)	2018 Program Costs	Cost of Demand Saved ($/kW)
DLC Air Conditioner Switches	140	0.7	0.14	0	$ 155,795	$ 1,113
DLC Water Heater Switches	65	0.65	0.024	0.034	$ 72,334	$ 3,008
Totals	**205**	**1.35**	**0.164**	**0.034**	**$ 228,129**	$ 1,391

All DSM Programs	Participation	Annual Energy Savings (MWh)	Summer Demand Savings (MW)	Winter Demand Savings (MW)	2018 Program Costs	Cost of Demand Saved ($/kW)	Lifetime Energy Savings (MWh)	Cost of Energy Saved ($/kWh)	Lifetime CO2 Savings (lbs)
Grand Totals	**68,853**	**29,391**	**4.419**	**4.261**	**$ 7,267,557**	**$ 1,391**	**358,160**	**0.020**	**716,320,297**

2019

Residential Programs	Participation	Annual Energy Savings (MWh)	Summer Demand Savings (MW)	Winter Demand Savings (MW)	2019 Program Costs	Program Years	Lifetime Energy Savings (MWh)	Cost of Energy Saved ($/kWh)	Lifetime CO2 Savings (lbs)
LEDs (Owner-member Annual Meetings)	53,540	1,285	0.128	0.214	$ 49,809	8	10,280	$ 0.005	20,559,360
Appliance Recycling	117	89	0.013	0.009	$ 38,786	7	624	$ 0.062	1,247,232
ENERGY STAR® Air Source Heat Pump	359	293	0.110	0.000	$ 218,731	15	4,402	$ 0.050	8,803,800
ENERGY STAR® Central Air Conditioner	59	21	0.020	0.000	$ 16,261	15	309	$ 0.053	618,930
ENERGY STAR® Clothes Washer	354	94	0.008	0.019	$ 34,610	12	1,126	$ 0.031	2,251,200
ENERGY STAR® Dishwasher	494	35	0.004	0.004	$ 36,093	10	352	$ 0.102	704,680
ENERGY STAR® Freezer	82	4	0.001	0.000	$ 4,308	12	46	$ 0.094	91,656
ENERGY STAR® Heat Pump Water Heater	74	86	0.008	0.020	$ 17,909	13	1,115	$ 0.016	2,230,800
ENERGY STAR® Refrigerator	557	43	0.002	0.004	$ 97,069	12	512	$ 0.189	1,024,800
ENERGY STAR® Manufactured Home	20	223	0.010	0.053	$ 81,680	15	3,347	$ 0.024	6,694,980
Button Up - Level I	129	238	0.056	0.184	$ 100,492	15	3,576	$ 0.028	7,152,232
Button Up - Level II	1	5	0.001	0.004	$ 2,085	15	78	$ 0.027	156,673
Button Up - Level III	10	88	0.021	0.068	$ 26,250	15	1,321	$ 0.020	2,641,686
Heat Pump Retrofit	380	733	0.036	0.000	$ 696,895	20	14,669	$ 0.048	29,337,400
HVAC Duct Sealing	7	8	0.002	0.008	$ 4,000	12	100	$ 0.040	199,296
Touchstone Energy Home (Prescriptive)	73	195	0.048	0.181	$ 102,350	20	3,903	$ 0.026	7,806,560
Touchstone Energy Home (Performance)	225	687	0.158	0.582	$ 323,400	20	13,742	$ 0.024	27,484,960
CARES	53	251	0.038	0.076	$ 129,972	15	3,761	$ 0.035	7,522,290
Energy Audit - In-home	1	1	0.000	0.000	$ 428	8	5	$ 0.000	10,000
Energy Audit - Online	310	162	0.000	0.000	$ 132,572	5	810	$ 0.164	1,620,000
Program Administration & Promotion					$ 817,777				
Totals	56,845	4,541	0.664	1.427	$ 2,931,478		64,079	$ 0.046	128,158,535

C&I Programs	Participation	Annual Energy Savings (MWh)	Summer Demand Savings (MW)	Winter Demand Savings (MW)	2019 Program Costs	Program Years	Lifetime Energy Savings (MWh)	Cost of Energy Saved ($/kWh)	Lifetime CO2 Savings (lbs)
Commercial & Industrial Lighting Upgades	81	6,081	1.110	0.737	$ 695,691	10	60,814	$ 0.011	121,628,063
Totals	81	6,081	1.110	0.737	$ 695,691		60,814	$ 0.011	121,628,063

Direct Load Control Program (New Participants)	Participation	Annual Energy Savings (MWh)	Summer Demand Savings (MW)	Winter Demand Savings (MW)	2019 Program Costs	Cost of Demand Saved ($/kW)
DLC Air Conditioner Switches	67	0.335	0.067	0	$ 71,864	$ 1,073
DLC Water Heater Switches	8	0.08	0.003	0.004	$ 8,581	$ 2,899
Totals	75	0.415	0.070	0.004	$ 80,445	$ 1,150

All DSM Programs	Participation	Annual Energy Savings (MWh)	Summer Demand Savings (MW)	Winter Demand Savings (MW)	2019 Program Costs	Cost of Demand Saved ($/kW)	Lifetime Energy Savings (MWh)	Cost of Energy Saved ($/kWh)	Lifetime CO2 Savings (lbs)
Grand Totals	57,001	10,623	1.845	2.168	$ 3,707,614	$ 1,150	124,893	0.029	249,786,598

EAST KENTUCKY POWER COOPERATIVE, INC.
PSC CASE NO. 2021-00103
FIRST REQUEST FOR INFORMATION RESPONSE

COMMISSION STAFF'S FIRST REQUEST FOR INFORMATION DATED 3/4/21
REQUEST 44
RESPONSIBLE PERSON: **Michelle K. Carpenter**
COMPANY: **East Kentucky Power Cooperative, Inc.**

Request 44. Provide the following information with regard to uncollectible accounts for the test year and three preceding calendar years (taxable year acceptable):

a. Reserve account balance at the beginning of the year;
b. Charges to reserve account (accounts charged off);
c. Credits to reserve account;
d. Current year provision;
e. Reserve account balance at the end of the year; and
f. Percent of provision to total revenue.

Response 44. EKPC does not maintain a reserve for uncollectible accounts as accounts receivable primarily consists of electric sales to owner-members, which are deemed to be fully collectible. Balances directly written off in the test year and three preceding calendar years, primarily related to old contract disputes for services performed, are listed below.

Year	Amount
2019	48,382
2018	-
2017	-
2016	35,711

EAST KENTUCKY POWER COOPERATIVE, INC.
PSC CASE NO. 2021-00103
FIRST REQUEST FOR INFORMATION RESPONSE

COMMISSION STAFF'S FIRST REQUEST FOR INFORMATION DATED 3/4/21
REQUEST 45
RESPONSIBLE PERSON: **Michelle K. Carpenter**
COMPANY: **East Kentucky Power Cooperative, Inc.**

Request 45. Provide an analysis of Kentucky Other Operating Taxes as shown in Schedule J for the most recent calendar year.

Response 45. Please see page 2 of this response and corresponding Excel file *PSC DR1 Response 45.xlsx* for an analysis of other operating taxes as outlined in Schedule J for 2020. It should be noted that EKPC does not have retail operations and all wholesale operations are within the Commonwealth of Kentucky.

EAST KENTUCKY POWER COOPERATIVE, INC
Case No. 2021-00103
Analysis of Other Operating Taxes
Twelve Months Ended December 31, 2020

Line No.	Item	Charged Expense	Charged to Construction	Charged to Other Accounts	Amounts Accrued	Amount Paid
	(a)	(b)	(c)	(d)	(e)	(f)
1.	Kentucky Wholesale Operations					
	(a) State Income	-	-	-	-	-
	(b) Franchise Fees	-	-	-	-	-
	(c) Ad Valorem	12,286,380	-	-	12,286,380	12,058,231
	(d) Payroll (employer's portion)	5,026,007	423,429	18,531	5,467,966	5,456,083
	(e) Other Taxes	1,300,346	2,988,564	594,148	3,873,811	4,813,320
2.	Total Wholesale [Ln 1(a) - Ln 1(e)]	18,612,733	3,411,993	612,679	21,628,158	22,327,634
3.	Other Jurisdictions	-	-	-	-	-
	Total per books (Ln 2 and L3)	18,612,733	3,411,993	612,679	21,628,158	22,327,634

EAST KENTUCKY POWER COOPERATIVE, INC.
PSC CASE NO. 2021-00103
FIRST REQUEST FOR INFORMATION RESPONSE

COMMISSION STAFF'S FIRST REQUEST FOR INFORMATION DATED 3/4/21
REQUEST 46
RESPONSIBLE PERSON: **Isaac S. Scott**
COMPANY: **East Kentucky Power Cooperative, Inc.**

Request 46. Provide a detailed analysis of expenses incurred during the test year for professional services, as shown in Schedule K, and all workpapers supporting the analysis. At a minimum, the workpapers should show the payee, dollar amount, reference (i.e., voucher no., etc.), account charged, hourly rates and time charged to the company according to each invoice, and a description of the services provided.

Response 46. Please see Schedule K with supporting workpapers on pages 3 through 17 of this response and the corresponding Excel file *PSC DR1 Response 46.xlsx*. The supporting workpapers do not include the hourly rates and time charged to EKPC. This information is not captured in the accounting system and to provide this information for each transaction listed in the supporting workpapers would require retrieving and examining approximately 700 invoices, with no guarantee that the hourly rates and time charged would be recorded on the invoice. EKPC requests that it be relieved from

providing the hourly rates and time charged for all the listed transactions shown in the supporting workpapers.

PSC DR1 Response 46.xlsx

Schedule K

East Kentucky Power Cooperative, Inc.
Case No. 2021-00103

Analysis of Professional Services Expenses
For the Test Year

Line No.	Item (a)	Rate Case (b)	Annual Audit (c)	Other (d)	Total (e)
1	Legal	$0	$0	$1,856,841	$1,856,841
2	Engineering	$0	$0	$1,370,341	$1,370,341
3	Accounting	$0	$237,775	$112,280	$350,055
4	Other	$0	$0	$780,917	$780,917
5	Total	$0	$237,775	$4,120,379	$4,358,154

PSC DR1 Response 46.xlsx

Transaction Detail for Account 923001

Journal ID	Voucher	Amount	Description	Account	Dept	Supplier	Invoice	Invoice Date	PO No.	Payment
LEGAL - OTHER										
AP00049008	00656377	$1,209.00	Legal - SE Federal Power Group - 11/19 Professional Services	923001	075	DAVISON VAN CLEVE PC	5610	12/5/2019		9000148256
AP00046415	00626965	$40,128.74	Legal - Environmental - 1/19 Professional Services	923001	075	DINSMORE AND SHOHL LLP	4160287	2/21/2019		9000136543
AP00046579	00629535	$56,062.50	Legal - Environmental - 2/19 Professional Services	923001	075	DINSMORE AND SHOHL LLP	4180124	3/12/2019		9000137621
AP00046778	00632055	$33,175.38	Legal - Environmental - 3/19 Professional Services	923001	075	DINSMORE AND SHOHL LLP	4199856	4/17/2019		9000138922
AP00046965	00635148	$39,352.25	Legal - Environmental - 4/19 Professional Services	923001	075	DINSMORE AND SHOHL LLP	4219361	5/17/2019		9000139963
AP00047163	00637441	$44,881.63	Legal - Environmental - 5/19 Professional Services	923001	075	DINSMORE AND SHOHL LLP	4243744	6/13/2019		9000141022
AP00047327	00640650	$62,986.44	Legal - Environmental - 6/19 Professional Services	923001	075	DINSMORE AND SHOHL LLP	4261651	7/16/2019		9000142346
AP00048122	00644436	$84,486.01	Legal - Environmental - 7/19 Professional Services	923001	075	DINSMORE AND SHOHL LLP	4287084	8/20/2019		9000143518
AP00048343	00646964	$48,757.74	Legal - Environmental - 8/19 Professional Services	923001	075	DINSMORE AND SHOHL LLP	4310998	9/19/2019		9000144456
AP00048593	00650145	$50,477.26	Legal - Environmental - 9/19 Professional Services	923001	075	DINSMORE AND SHOHL LLP	4331779	10/22/2019		9000145796
AP00048765	00651444	$49,920.76	Legal - Environmental - 10/19 Professional Services	923001	075	DINSMORE AND SHOHL LLP	4350016	11/8/2019		9000146307
AP00048987	00654744	$45,767.91	Legal - Environmental - 11/19 Professional Services	923001	075	DINSMORE AND SHOHL LLP	4375413	12/11/2019		9000147683
AP00049008	00656221	$24,430.80	Legal - Environmental - 12/19 Professional Services	923001	075	DINSMORE AND SHOHL LLP	4387510	12/23/2019		9000148191
AP00048344	00646965	$4,360.00	Legal - Human Resources - 8/19 Professional Services	923001	075	DINSMORE AND SHOHL LLP	4315627	9/17/2019		9000144456
		$584,787.42								
AP00047327	00640649	$561.00	Legal - Environmental - 6/19 Professional Services	923001	075	EVERSHEDS SUTHERLAND LLP	1070637	7/19/2019		9000142317
AP00048126	00642945	$1,020.00	Legal - Environmental - 7/19 Professional Services	923001	075	EVERSHEDS SUTHERLAND LLP	1072624	8/8/2019		9000143015
AP00046415	00626267	$52,332.00	Legal - FERC Activity - 1/19 Professional Services	923001	075	EVERSHEDS SUTHERLAND LLP	1051561	2/14/2019		9000136619
AP00046579	00629537	$44,402.00	Legal - FERC Activity - 2/19 Professional Services	923001	075	EVERSHEDS SUTHERLAND LLP	1055380	3/18/2019		9000137845
AP00046778	00632087	$44,022.50	Legal - FERC Activity - 3/19 Professional Services	923001	075	EVERSHEDS SUTHERLAND LLP	1058302	4/9/2019		9000138619
AP00046975	00635773	$42,017.00	Legal - FERC Activity - 4/19 Professional Services	923001	075	EVERSHEDS SUTHERLAND LLP	1063464	5/21/2019		9000140202
AP00047149	00637916	$52,866.50	Legal - FERC Activity - 5/19 Professional Services	923001	075	EVERSHEDS SUTHERLAND LLP	1067301	6/21/2019		9000141249
AP00047327	00640648	$45,843.56	Legal - FERC Activity - 6/19 Professional Services	923001	075	EVERSHEDS SUTHERLAND LLP	1070639	7/19/2019		9000142317
AP00048123	00642918	$30,436.00	Legal - FERC Activity - 7/19 Professional Services	923001	075	EVERSHEDS SUTHERLAND LLP	1072620	8/8/2019		9000143015
AP00048343	00646963	$40,754.00	Legal - FERC Activity - 8/19 Professional Services	923001	075	EVERSHEDS SUTHERLAND LLP	1078424	9/20/2019		9000144429
AP00048569	00648780	$26,273.00	Legal - FERC Activity - 9/19 Professional Services	923001	075	EVERSHEDS SUTHERLAND LLP	1081356	10/11/2019		9000145247
AP00048987	00654506	$16,237.00	Legal - FERC Activity - 11/19 Professional Services	923001	075	EVERSHEDS SUTHERLAND LLP	1090606	12/18/2019		9000147906
AP00049008	00656224	$56,771.00	Legal - FERC Activity - 12/19 Professional Services	923001	075	EVERSHEDS SUTHERLAND LLP	1090942	12/24/2019		9000148157
AP00046415	00626262	$2,547.00	Legal - Finance - 1/19 Professional Services	923001	075	EVERSHEDS SUTHERLAND LLP	1051559	2/14/2019		9000136619
AP00046415	00626263	$54,498.50	Legal - Finance - 1/19 Professional Services	923001	075	EVERSHEDS SUTHERLAND LLP	1051560	2/14/2019		9000136619
AP00046415	00626264	$3,431.00	Legal - Finance - 1/19 Professional Services	923001	075	EVERSHEDS SUTHERLAND LLP	1051562	2/14/2019		9000136619
AP00046580	00629538	$10,854.00	Legal - Finance - 2/19 Professional Services	923001	075	EVERSHEDS SUTHERLAND LLP	1055377	3/18/2019		9000137845
AP00046580	00629539	$6,771.00	Legal - Finance - 2/19 Professional Services	923001	075	EVERSHEDS SUTHERLAND LLP	1055379	3/18/2019		9000137845
AP00046609	00629538	($10,854.00)	Legal - Finance - 2/19 Professional Services	923001	075	EVERSHEDS SUTHERLAND LLP	1055377	3/18/2019		9000137845
AP00046609	00629539	($6,771.00)	Legal - Finance - 2/19 Professional Services	923001	075	EVERSHEDS SUTHERLAND LLP	1055379	3/18/2019		9000137845
AP00046609	00630502	($2,547.00)	Legal - Finance - 1/19 Professional Services	923001	075	EVERSHEDS SUTHERLAND LLP	JV626262	2/14/2019		
AP00046609	00630505	($54,498.50)	Legal - Finance - 1/19 Professional Services	923001	075	EVERSHEDS SUTHERLAND LLP	JV626263	2/14/2019		
AP00046778	00632085	$3,037.50	Legal - Finance - 3/19 Professional Services	923001	075	EVERSHEDS SUTHERLAND LLP	1058304	4/9/2019		9000138619
AP00048126	00642916	$2,318.00	Legal - Finance - 7/19 Professional Services	923001	075	EVERSHEDS SUTHERLAND LLP	1072621	8/8/2019		9000143015
AP00048126	00642970	$236.00	Legal - Finance - 7/19 Professional Services	923001	075	EVERSHEDS SUTHERLAND LLP	1072622	8/8/2019		9000143015
AP00048344	00646962	$9,663.50	Legal - Finance - 8/19 Professional Services	923001	075	EVERSHEDS SUTHERLAND LLP	1078423	9/20/2019		9000144429
AP00048569	00648779	$993.50	Legal - Finance - 9/19 Professional Services	923001	075	EVERSHEDS SUTHERLAND LLP	1081357	10/11/2019		9000145247
AP00048765	00651432	$910.00	Legal - Finance - 10/19 Professional Services	923001	075	EVERSHEDS SUTHERLAND LLP	1086444	11/19/2019		9000146822
AP00048765	00651433	$32,255.00	Legal - Finance - 10/19 Professional Services	923001	075	EVERSHEDS SUTHERLAND LLP	1086462	11/19/2019		9000146822
AP00048987	00654505	$7,768.00	Legal - Finance - 11/19 Professional Services	923001	075	EVERSHEDS SUTHERLAND LLP	1090603	12/18/2019		9000147906
AP00049008	00656222	$2,663.00	Legal - Finance - 12/19 Professional Services	923001	075	EVERSHEDS SUTHERLAND LLP	1090944	12/24/2019		9000148157
AP00046415	00626265	$241.50	Legal - Operations - 1/19 Professional Services	923001	075	EVERSHEDS SUTHERLAND LLP	1051563	2/14/2019		9000136619
AP00046415	00626266	$241.50	Legal - Operations - 1/19 Professional Services	923001	075	EVERSHEDS SUTHERLAND LLP	1051558	2/14/2019		9000136619
AP00046580	00629536	$3,395.50	Legal - Operations - 2/19 Professional Services	923001	075	EVERSHEDS SUTHERLAND LLP	1055378	3/18/2019		9000137845
AP00046778	00632086	$3,000.00	Legal - Operations - 3/19 Professional Services	923001	075	EVERSHEDS SUTHERLAND LLP	1058305	4/9/2019		9000138619
AP00046975	00635770	$6,628.50	Legal - Operations - 4/19 Professional Services	923001	075	EVERSHEDS SUTHERLAND LLP	1063466	5/21/2019		9000140202
AP00048126	00642972	$768.00	Legal - Operations - 7/19 Professional Services	923001	075	EVERSHEDS SUTHERLAND LLP	1072623	8/8/2019		9000143015
AP00048987	00654507	$330.00	Legal - Operations - 11/19 Professional Services	923001	075	EVERSHEDS SUTHERLAND LLP	1090605	12/18/2019		9000147906
AP00049008	00656223	$1,287.00	Legal - Operations - 12/19 Professional Services	923001	075	EVERSHEDS SUTHERLAND LLP	1090943	12/24/2019		9000148157
		$532,703.06								
AP00046294	00625694	$5,781.63	Legal - Environmental - 12/18 Professional Services	923001	075	FROST BROWN TODD LLC	210030182	1/24/2019		9000135998
AP00046415	00626968	$18,953.83	Legal - Environmental - 1/19 Professional Services	923001	075	FROST BROWN TODD LLC	210031890	2/5/2019		9000136454
AP00046580	00629529	$28,480.47	Legal - Environmental - 2/19 Professional Services	923001	075	FROST BROWN TODD LLC	210041182	3/15/2019		9000137521
AP00046778	00632985	$23,266.00	Legal - Environmental - 3/19 Professional Services	923001	075	FROST BROWN TODD LLC	210047132	4/16/2019		9000138834
AP00046965	00634790	$19,703.50	Legal - Environmental - 4/19 Professional Services	923001	075	FROST BROWN TODD LLC	210051480	5/6/2019		9000139636
AP00047163	00637915	$17,875.50	Legal - Environmental - 5/19 Professional Services	923001	075	FROST BROWN TODD LLC	210059595	6/13/2019		9000140921

PSC DR1 Response 46.xlsx

Transaction Detail for Account 923001

Journal ID	Voucher	Amount	Description	Account	Dept	Supplier	Invoice	Invoice Date	PO No.	Payment
AP00048123	00643602	$17,333.43	Legal - Environmental - 6/19 Professional Services	923001	075	FROST BROWN TODD LLC	210065136	7/9/2019		9000143211
AP00048126	00643606	$11,456.50	Legal - Environmental - 7/19 Professional Services	923001	075	FROST BROWN TODD LLC	210072283	8/13/2019		9000143211
AP00048344	00645059	$13,284.93	Legal - Environmental - 8/19 Professional Services	923001	075	FROST BROWN TODD LLC	210077948	9/9/2019		9000143943
AP00048569	00648124	$17,913.44	Legal - Environmental - 9/19 Professional Services	923001	075	FROST BROWN TODD LLC	210084284	10/8/2019		9000144923
AP00048765	00651072	$22,553.72	Legal - Environmental - 10/19 Professional Services	923001	075	FROST BROWN TODD LLC	210090644	11/7/2019		9000146475
AP00048987	00654500	$22,846.23	Legal - Environmental - 11/19 Professional Services	923001	075	FROST BROWN TODD LLC	210098439	12/10/2019		9000147608
AP00049008	00656218	$16,425.31	Legal - Environmental - 12/19 Professional Services	923001	075	FROST BROWN TODD LLC	210102228	12/27/2019		9000148109
AP00046167	00620865	$0.00	Legal - Finance - 11/18 Professional Services	923001	075	FROST BROWN TODD LLC	210020564	12/8/2018		9000134174
AP00046167	00620865	($9,284.00)	Legal - Finance - 11/18 Professional Services	923001	075	FROST BROWN TODD LLC	210020564	12/8/2018		
AP00046294	00625695	$1,655.00	Legal - Finance - 12/18 Professional Services	923001	075	FROST BROWN TODD LLC	210030183	1/24/2019		9000135998
AP00046294	00625695	$96.85	Legal - Finance - 12/18 Professional Services	923001	075	FROST BROWN TODD LLC	210030183	1/24/2019		9000135998
AP00046418	00626969	$4,881.50	Legal - Finance - 1/19 Professional Services	923001	075	FROST BROWN TODD LLC	210031891	2/5/2019		9000136454
AP00046580	00629528	$8,578.50	Legal - Finance - 2/19 Professional Services	923001	075	FROST BROWN TODD LLC	210041183	3/15/2019		9000137521
AP00046609	00630511	($4,881.50)	Legal - Finance - 1/19 Professional Services	923001	075	FROST BROWN TODD LLC	JV626969	2/5/2019		
AP00046609	00630508	($91,002.00)	Legal - Finance - 5th/6th Indenture Filing Fees	923001	075	FROST BROWN TODD LLC	JV626073	2/19/2019		
AP00046778	00633122	$91,002.00	Legal - Finance - 5th/6th Indenture Filing Fees	923001	075	FROST BROWN TODD LLC	JV630508	2/19/2019		
AP00048126	00643604	$3,277.00	Legal - Finance - 6/19 Professional Services	923001	075	FROST BROWN TODD LLC	210070271	7/31/2019		9000143211
AP00048987	00654416	($3,277.00)	Legal - Finance - 6/19 Professional Services	923001	075	FROST BROWN TODD LLC	210070271REV	7/31/2019		9000147369
AP00049046	00656480	$13,995.63	Legal - Finance - 6/19 Professional Services	923001	075	FROST BROWN TODD LLC	JV654416	7/31/2019		
AP00046965	00634791	$756.00	Legal - Human Resources - 4/19 Professional Services	923001	075	FROST BROWN TODD LLC	210051479	5/6/2019		9000139636
AP00048126	00643607	$1,344.00	Legal - Human Resources - 7/19 Professional Services	923001	075	FROST BROWN TODD LLC	210072282	8/13/2019		9000143211
AP00048344	00645061	$429.00	Legal - Human Resources - 8/19 Professional Services	923001	075	FROST BROWN TODD LLC	210077982	9/9/2019		9000143943
AP00046167	00620865	($71,618.41)	Legal - Operations - 11/18 Professional Services	923001	075	FROST BROWN TODD LLC	210020564	12/8/2018		
AP00046167	00620865	$0.00	Legal - Operations - 11/18 Professional Services	923001	075	FROST BROWN TODD LLC	210020564	12/8/2018		9000134174
AP00046294	00625695	$6,218.88	Legal - Operations - 12/18 Professional Services	923001	075	FROST BROWN TODD LLC	210030183	1/24/2019		9000135998
AP00046415	00626967	$261.00	Legal - Operations - 1/19 Professional Services	923001	075	FROST BROWN TODD LLC	210031892	2/5/2019		9000136454
AP00046418	00626969	$32,922.55	Legal - Operations - 1/19 Professional Services	923001	075	FROST BROWN TODD LLC	210031891	2/5/2019		9000136454
AP00046580	00629528	$20,532.01	Legal - Operations - 2/19 Professional Services	923001	075	FROST BROWN TODD LLC	210041183	3/15/2019		9000137521
AP00046778	00632082	$16,485.00	Legal - Operations - 3/19 Professional Services	923001	075	FROST BROWN TODD LLC	210047597	4/17/2019		9000138565
AP00046965	00634789	$15,406.19	Legal - Operations - 4/19 Professional Services	923001	075	FROST BROWN TODD LLC	210051816	5/7/2019		9000139636
AP00047163	00637914	$478.50	Legal - Operations - 5/19 Professional Services	923001	075	FROST BROWN TODD LLC	210059596	6/13/2019		9000140921
AP00048126	00643601	$8,766.50	Legal - Operations - 5/19 Professional Services	923001	075	FROST BROWN TODD LLC	210070269	7/31/2019		9000143211
AP00048126	00643600	$8,342.00	Legal - Operations - 6/19 Professional Services	923001	075	FROST BROWN TODD LLC	210070270	7/31/2019		9000143211
AP00048126	00643603	$1,914.00	Legal - Operations - 6/19 Professional Services	923001	075	FROST BROWN TODD LLC	210065138	7/9/2019		9000143211
AP00048126	00643605	$9,802.00	Legal - Operations - 6/19 Professional Services	923001	075	FROST BROWN TODD LLC	210065137	7/9/2019		9000143211
AP00048126	00643608	$7,003.50	Legal - Operations - 7/19 Professional Services	923001	075	FROST BROWN TODD LLC	210072285	8/13/2019		9000143211
AP00048126	00643605	($3,416.13)	Legal - Operations - Credit applied	923001	075	FROST BROWN TODD LLC	210065137	7/9/2019		9000143211
AP00048344	00645060	$2,890.50	Legal - Operations - 8/19 Professional Services	923001	075	FROST BROWN TODD LLC	210077947	9/9/2019		9000143943
AP00048344	00645062	$2,223.00	Legal - Operations - 8/19 Professional Services	923001	075	FROST BROWN TODD LLC	210077983	9/9/2019		9000143943
AP00048569	00648125	$30,037.70	Legal - Operations - 9/19 Professional Services	923001	075	FROST BROWN TODD LLC	210084285	10/8/2019		9000144923
AP00048569	00648126	$2,146.50	Legal - Operations - 9/19 Professional Services	923001	075	FROST BROWN TODD LLC	210084286	10/8/2019		9000144923
AP00048569	00648125	($1,478.63)	Legal - Operations - 9/19 Professional Services Cr	923001	075	FROST BROWN TODD LLC	210084285	10/8/2019		9000144923
AP00048765	00651071	$6,829.50	Legal - Operations - 10/19 Professional Services	923001	075	FROST BROWN TODD LLC	210090646	11/7/2019		9000146475
AP00048765	00651073	$21,011.51	Legal - Operations - 10/19 Professional Services	923001	075	FROST BROWN TODD LLC	210090645	11/7/2019		9000146475
AP00048987	00654418	$6,647.30	Legal - Operations - 10/19 Professional Services	923001	075	FROST BROWN TODD LLC	210093932	11/18/2019		9000147369
AP00048987	00654417	($9,802.00)	Legal - Operations - 6/19 Professional Services	923001	075	FROST BROWN TODD LLC	210065137REV	7/9/2019		9000147369
AP00048987	00654417	$3,416.13	Legal - Operations - Credit applied	923001	075	FROST BROWN TODD LLC	210065137REV	7/9/2019		9000147369
AP00048987	00654501	$156.00	Legal - Operations - 11/19 Professional Services	923001	075	FROST BROWN TODD LLC	210097625	12/6/2019		9000147608
AP00048987	00654502	$3,855.25	Legal - Operations - 11/19 Professional Services	923001	075	FROST BROWN TODD LLC	210098436	12/10/2019		9000147608
AP00048987	00654503	$8,385.00	Legal - Operations - 11/19 Professional Services	923001	075	FROST BROWN TODD LLC	210098437	12/10/2019		9000147608
AP00049008	00656217	$16,417.50	Legal - Operations - 12/19 Professional Services	923001	075	FROST BROWN TODD LLC	210102229	12/27/2019		9000148109
AP00049008	00656219	$5,807.97	Legal - Operations - 12/19 Professional Services	923001	075	FROST BROWN TODD LLC	210102227	12/27/2019		9000148109
AP00049008	00656220	$1,130.00	Legal - Operations - 12/19 Professional Services	923001	075	FROST BROWN TODD LLC	210102226	12/27/2019		9000148109
		$406,216.29								
AP00048765	00651454	$14.20	Legal - Operations - 10/19 Professional Services	923001	075	GOSS SAMFORD PLLC	4566	11/5/2019		9000146322
AP00046294	00625696	$11,149.80	Legal - PSC & Regulatory - 1/19 Professional Services	923001	075	GOSS SAMFORD PLLC	4036	2/4/2019		9000136086
AP00046294	00625697	$219.00	Legal - PSC & Regulatory - 1/19 Professional Services	923001	075	GOSS SAMFORD PLLC	4080	2/4/2019		9000136086
AP00046294	00625698	$3,930.76	Legal - PSC & Regulatory - 1/19 Professional Services	923001	075	GOSS SAMFORD PLLC	4081	2/4/2019		9000136086
AP00046294	00625699	$181.50	Legal - PSC & Regulatory - 1/19 Professional Services	923001	075	GOSS SAMFORD PLLC	4083	2/4/2019		9000136086
AP00046294	00625700	$1,909.00	Legal - PSC & Regulatory - 1/19 Professional Services	923001	075	GOSS SAMFORD PLLC	4084	2/4/2019		9000136086
AP00046294	00625701	$202.50	Legal - PSC & Regulatory - 1/19 Professional Services	923001	075	GOSS SAMFORD PLLC	4085	2/4/2019		9000136086
AP00046294	00625702	$180.00	Legal - PSC & Regulatory - 1/19 Professional Services	923001	075	GOSS SAMFORD PLLC	4086	2/4/2019		9000136086
AP00046294	00625703	$1,081.20	Legal - PSC & Regulatory - 1/19 Professional Services	923001	075	GOSS SAMFORD PLLC	4087	2/4/2019		9000136086

PSC DR1 Response 46.xlsx

Transaction Detail for Account 923001

Journal ID	Voucher	Amount	Description	Account	Dept	Supplier	Invoice	Invoice Date	PO No.	Payment
AP00046294	00625704	$390.00	Legal - PSC & Regulatory - 1/19 Professional Services	923001	075	GOSS SAMFORD PLLC	4089	2/4/2019		9000136086
AP00046294	00625705	$270.00	Legal - PSC & Regulatory - 1/19 Professional Services	923001	075	GOSS SAMFORD PLLC	4090	2/4/2019		9000136086
AP00046294	00625706	$705.84	Legal - PSC & Regulatory - 1/19 Professional Services	923001	075	GOSS SAMFORD PLLC	4106	2/4/2019		9000136086
AP00046580	00628652	$9,635.00	Legal - PSC & Regulatory - 2/19 Professional Services	923001	075	GOSS SAMFORD PLLC	4149	3/5/2019		9000137326
AP00046580	00628653	$847.50	Legal - PSC & Regulatory - 2/19 Professional Services	923001	075	GOSS SAMFORD PLLC	4150	3/5/2019		9000137326
AP00046580	00628654	$375.70	Legal - PSC & Regulatory - 2/19 Professional Services	923001	075	GOSS SAMFORD PLLC	4151	3/5/2019		9000137326
AP00046580	00628655	$959.88	Legal - PSC & Regulatory - 2/19 Professional Services	923001	075	GOSS SAMFORD PLLC	4152	3/5/2019		9000137326
AP00046580	00628656	$2,546.60	Legal - PSC & Regulatory - 2/19 Professional Services	923001	075	GOSS SAMFORD PLLC	4153	3/5/2019		9000137326
AP00046580	00628657	$292.50	Legal - PSC & Regulatory - 2/19 Professional Services	923001	075	GOSS SAMFORD PLLC	4154	3/5/2019		9000137326
AP00046580	00628658	$2,332.50	Legal - PSC & Regulatory - 2/19 Professional Services	923001	075	GOSS SAMFORD PLLC	4155	3/5/2019		9000137326
AP00046580	00628659	$1,851.63	Legal - PSC & Regulatory - 2/19 Professional Services	923001	075	GOSS SAMFORD PLLC	4156	3/5/2019		9000137326
AP00046580	00628660	$420.00	Legal - PSC & Regulatory - 2/19 Professional Services	923001	075	GOSS SAMFORD PLLC	4157	3/5/2019		9000137326
AP00046580	00628661	$1,003.60	Legal - PSC & Regulatory - 2/19 Professional Services	923001	075	GOSS SAMFORD PLLC	4159	3/5/2019		9000137326
AP00046580	00628662	$420.00	Legal - PSC & Regulatory - 2/19 Professional Services	923001	075	GOSS SAMFORD PLLC	4160	3/5/2019		9000137326
AP00046580	00628663	$3,827.60	Legal - PSC & Regulatory - 2/19 Professional Services	923001	075	GOSS SAMFORD PLLC	4161	3/5/2019		9000137326
AP00046580	00628664	$30.00	Legal - PSC & Regulatory - 2/19 Professional Services	923001	075	GOSS SAMFORD PLLC	4162	3/5/2019		9000137326
AP00046778	00630967	$3,412.50	Legal - PSC & Regulatory - 3/19 Professional Services	923001	075	GOSS SAMFORD PLLC	4209	4/4/2019		9000138173
AP00046778	00630968	$292.50	Legal - PSC & Regulatory - 3/19 Professional Services	923001	075	GOSS SAMFORD PLLC	4207	4/4/2019		9000138173
AP00046778	00630969	$90.00	Legal - PSC & Regulatory - 3/19 Professional Services	923001	075	GOSS SAMFORD PLLC	4208	4/4/2019		9000138173
AP00046778	00630970	$2,987.35	Legal - PSC & Regulatory - 3/19 Professional Services	923001	075	GOSS SAMFORD PLLC	4233	4/4/2019		9000138173
AP00046778	00630971	$1,141.50	Legal - PSC & Regulatory - 3/19 Professional Services	923001	075	GOSS SAMFORD PLLC	4210	4/4/2019		9000138173
AP00046778	00630972	$2,566.96	Legal - PSC & Regulatory - 3/19 Professional Services	923001	075	GOSS SAMFORD PLLC	4214	4/4/2019		9000138173
AP00046778	00630973	$1,950.24	Legal - PSC & Regulatory - 3/19 Professional Services	923001	075	GOSS SAMFORD PLLC	4215	4/4/2019		9000138173
AP00046778	00630974	$159.00	Legal - PSC & Regulatory - 3/19 Professional Services	923001	075	GOSS SAMFORD PLLC	4212	4/4/2019		9000138173
AP00046778	00630975	$1,140.00	Legal - PSC & Regulatory - 3/19 Professional Services	923001	075	GOSS SAMFORD PLLC	4213	4/4/2019		9000138173
AP00046778	00630976	$30.00	Legal - PSC & Regulatory - 3/19 Professional Services	923001	075	GOSS SAMFORD PLLC	4206	4/4/2019		9000138173
AP00046778	00630977	$60.00	Legal - PSC & Regulatory - 3/19 Professional Services	923001	075	GOSS SAMFORD PLLC	4211	4/4/2019		9000138173
AP00046965	00634792	$510.00	Legal - PSC & Regulatory - 4/19 Professional Services	923001	075	GOSS SAMFORD PLLC	4265	5/3/2019		9000139741
AP00046965	00634793	$360.00	Legal - PSC & Regulatory - 4/19 Professional Services	923001	075	GOSS SAMFORD PLLC	4269	5/3/2019		9000139741
AP00046965	00634794	$674.00	Legal - PSC & Regulatory - 4/19 Professional Services	923001	075	GOSS SAMFORD PLLC	4267	5/3/2019		9000139741
AP00046965	00634795	$5,195.35	Legal - PSC & Regulatory - 4/19 Professional Services	923001	075	GOSS SAMFORD PLLC	4282	5/3/2019		9000139741
AP00046965	00634796	$789.00	Legal - PSC & Regulatory - 4/19 Professional Services	923001	075	GOSS SAMFORD PLLC	4268	5/3/2019		9000139741
AP00046965	00634797	$3,849.30	Legal - PSC & Regulatory - 4/19 Professional Services	923001	075	GOSS SAMFORD PLLC	4266	5/3/2019		9000139741
AP00046965	00634798	$2,345.30	Legal - PSC & Regulatory - 4/19 Professional Services	923001	075	GOSS SAMFORD PLLC	4270	5/3/2019		9000139741
AP00047069	00636846	$1,764.00	Legal - PSC & Regulatory - 5/19 Professional Services	923001	075	GOSS SAMFORD PLLC	4303	6/4/2019		9000140499
AP00047069	00636847	$180.00	Legal - PSC & Regulatory - 5/19 Professional Services	923001	075	GOSS SAMFORD PLLC	4304	6/4/2019		9000140499
AP00047069	00636848	$412.50	Legal - PSC & Regulatory - 5/19 Professional Services	923001	075	GOSS SAMFORD PLLC	4305	6/4/2019		9000140499
AP00047069	00636849	$2,380.50	Legal - PSC & Regulatory - 5/19 Professional Services	923001	075	GOSS SAMFORD PLLC	4306	6/4/2019		9000140499
AP00047069	00636850	$8,012.42	Legal - PSC & Regulatory - 5/19 Professional Services	923001	075	GOSS SAMFORD PLLC	4307	6/4/2019		9000140499
AP00047069	00636851	$60.00	Legal - PSC & Regulatory - 5/19 Professional Services	923001	075	GOSS SAMFORD PLLC	4308	6/4/2019		9000140499
AP00047069	00636852	$1,352.08	Legal - PSC & Regulatory - 5/19 Professional Services	923001	075	GOSS SAMFORD PLLC	4309	6/4/2019		9000140499
AP00047069	00636853	$600.00	Legal - PSC & Regulatory - 5/19 Professional Services	923001	075	GOSS SAMFORD PLLC	4310	6/4/2019		9000140499
AP00047069	00636854	$60.00	Legal - PSC & Regulatory - 5/19 Professional Services	923001	075	GOSS SAMFORD PLLC	4311	6/4/2019		9000140499
AP00047327	00640572	$60.00	Legal - PSC & Regulatory - 6/19 Professional Services	923001	075	GOSS SAMFORD PLLC	4361	7/9/2019		9000142111
AP00047327	00640573	$60.00	Legal - PSC & Regulatory - 6/19 Professional Services	923001	075	GOSS SAMFORD PLLC	4360	7/9/2019		9000142111
AP00047327	00640574	$1,410.00	Legal - PSC & Regulatory - 6/19 Professional Services	923001	075	GOSS SAMFORD PLLC	4359	7/9/2019		9000142111
AP00047327	00640575	$840.00	Legal - PSC & Regulatory - 6/19 Professional Services	923001	075	GOSS SAMFORD PLLC	4358	7/9/2019		9000142111
AP00047327	00640576	$300.00	Legal - PSC & Regulatory - 6/19 Professional Services	923001	075	GOSS SAMFORD PLLC	4357	7/9/2019		9000142111
AP00047327	00640577	$180.00	Legal - PSC & Regulatory - 6/19 Professional Services	923001	075	GOSS SAMFORD PLLC	4356	7/9/2019		9000142111
AP00047327	00640578	$330.00	Legal - PSC & Regulatory - 6/19 Professional Services	923001	075	GOSS SAMFORD PLLC	4355	7/9/2019		9000142111
AP00047327	00640579	$8,598.00	Legal - PSC & Regulatory - 6/19 Professional Services	923001	075	GOSS SAMFORD PLLC	4354	7/9/2019		9000142111
AP00047327	00640580	$970.90	Legal - PSC & Regulatory - 6/19 Professional Services	923001	075	GOSS SAMFORD PLLC	4353	7/9/2019		9000142111
AP00047327	00640581	$2,207.40	Legal - PSC & Regulatory - 6/19 Professional Services	923001	075	GOSS SAMFORD PLLC	4352	7/9/2019		9000142111
AP00048126	00642900	$262.50	Legal - PSC & Regulatory - 7/19 Professional Services	923001	075	GOSS SAMFORD PLLC	4403	8/5/2019		9000143075
AP00048126	00642903	$428.10	Legal - PSC & Regulatory - 7/19 Professional Services	923001	075	GOSS SAMFORD PLLC	4402	8/5/2019		9000143075
AP00048126	00642905	$442.50	Legal - PSC & Regulatory - 7/19 Professional Services	923001	075	GOSS SAMFORD PLLC	4404	8/5/2019		9000143075
AP00048126	00642907	$1,440.00	Legal - PSC & Regulatory - 7/19 Professional Services	923001	075	GOSS SAMFORD PLLC	4407	8/5/2019		9000143075
AP00048126	00642909	$1,890.00	Legal - PSC & Regulatory - 7/19 Professional Services	923001	075	GOSS SAMFORD PLLC	4405	8/5/2019		9000143075
AP00048126	00642910	$2,162.68	Legal - PSC & Regulatory - 7/19 Professional Services	923001	075	GOSS SAMFORD PLLC	4406	8/5/2019		9000143075
AP00048344	00645650	$1,126.90	Legal - PSC & Regulatory - 8/19 Professional Services	923001	075	GOSS SAMFORD PLLC	4459	9/11/2019		9000144274
AP00048344	00645651	$157.90	Legal - PSC & Regulatory - 8/19 Professional Services	923001	075	GOSS SAMFORD PLLC	4460	9/11/2019		9000144274
AP00048344	00645655	$1,539.10	Legal - PSC & Regulatory - 8/19 Professional Services	923001	075	GOSS SAMFORD PLLC	4461	9/11/2019		9000144274
AP00048344	00645656	$840.00	Legal - PSC & Regulatory - 8/19 Professional Services	923001	075	GOSS SAMFORD PLLC	4462	9/11/2019		9000144274

PSC DR1 Response 46.xlsx

Transaction Detail for Account 923001

Journal ID	Voucher	Amount	Description	Account	Dept	Supplier	Invoice	Invoice Date	PO No.	Payment
AP00048344	00645657	$240.00	Legal - PSC & Regulatory - 8/19 Professional Services	923001	075	GOSS SAMFORD PLLC	4463	9/11/2019		9000144274
AP00048344	00645658	$180.00	Legal - PSC & Regulatory - 8/19 Professional Services	923001	075	GOSS SAMFORD PLLC	4465	9/11/2019		9000144274
AP00048344	00645659	$1,200.00	Legal - PSC & Regulatory - 8/19 Professional Services	923001	075	GOSS SAMFORD PLLC	4464	9/11/2019		9000144274
AP00048569	00648772	$1,950.00	Legal - PSC & Regulatory - 9/19 Professional Services	923001	075	GOSS SAMFORD PLLC	4511	10/7/2019		9000145307
AP00048569	00648773	$270.00	Legal - PSC & Regulatory - 9/19 Professional Services	923001	075	GOSS SAMFORD PLLC	4512	10/7/2019		9000145307
AP00048569	00648774	$930.00	Legal - PSC & Regulatory - 9/19 Professional Services	923001	075	GOSS SAMFORD PLLC	4510	10/7/2019		9000145307
AP00048569	00648775	$3,798.80	Legal - PSC & Regulatory - 9/19 Professional Services	923001	075	GOSS SAMFORD PLLC	4509	10/7/2019		9000145307
AP00048569	00648776	$3,780.80	Legal - PSC & Regulatory - 9/19 Professional Services	923001	075	GOSS SAMFORD PLLC	4508	10/7/2019		9000145307
AP00048569	00648777	$105.70	Legal - PSC & Regulatory - 9/19 Professional Services	923001	075	GOSS SAMFORD PLLC	4507	10/7/2019		9000145307
AP00048569	00648778	$60.00	Legal - PSC & Regulatory - 9/19 Professional Services	923001	075	GOSS SAMFORD PLLC	4506	10/7/2019		9000145307
AP00048765	00651434	$667.50	Legal - PSC & Regulatory - 10/19 Professional Services	923001	075	GOSS SAMFORD PLLC	4560	11/5/2019		9000146322
AP00048765	00651435	$60.00	Legal - PSC & Regulatory - 10/19 Professional Services	923001	075	GOSS SAMFORD PLLC	4561	11/5/2019		9000146322
AP00048765	00651437	$2,205.00	Legal - PSC & Regulatory - 10/19 Professional Services	923001	075	GOSS SAMFORD PLLC	4562	11/5/2019		9000146322
AP00048765	00651438	$2,464.40	Legal - PSC & Regulatory - 10/19 Professional Services	923001	075	GOSS SAMFORD PLLC	4563	11/5/2019		9000146322
AP00048765	00651439	$30.00	Legal - PSC & Regulatory - 10/19 Professional Services	923001	075	GOSS SAMFORD PLLC	4564	11/5/2019		9000146322
AP00048765	00651440	$232.50	Legal - PSC & Regulatory - 10/19 Professional Services	923001	075	GOSS SAMFORD PLLC	4565	11/5/2019		9000146322
AP00048765	00651442	$2,310.00	Legal - PSC & Regulatory - 10/19 Professional Services	923001	075	GOSS SAMFORD PLLC	4567	11/5/2019		9000146322
AP00048987	00654731	$1,830.00	Legal - PSC & Regulatory - 11/19 Professional Services	923001	075	GOSS SAMFORD PLLC	4621	12/6/2019		9000147698
AP00048987	00654732	$605.00	Legal - PSC & Regulatory - 11/19 Professional Services	923001	075	GOSS SAMFORD PLLC	4622	12/6/2019		9000147698
AP00048987	00654733	$635.94	Legal - PSC & Regulatory - 11/19 Professional Services	923001	075	GOSS SAMFORD PLLC	4623	12/6/2019		9000147698
AP00048987	00654734	$225.00	Legal - PSC & Regulatory - 11/19 Professional Services	923001	075	GOSS SAMFORD PLLC	4624	12/6/2019		9000147698
AP00048987	00654735	$8,958.96	Legal - PSC & Regulatory - 11/19 Professional Services	923001	075	GOSS SAMFORD PLLC	4625	12/6/2019		9000147698
AP00048987	00654736	$6,158.88	Legal - PSC & Regulatory - 11/19 Professional Services	923001	075	GOSS SAMFORD PLLC	4626	12/6/2019		9000147698
AP00048987	00654737	$988.44	Legal - PSC & Regulatory - 11/19 Professional Services	923001	075	GOSS SAMFORD PLLC	4627	12/6/2019		9000147698
AP00048987	00654738	$157.50	Legal - PSC & Regulatory - 11/19 Professional Services	923001	075	GOSS SAMFORD PLLC	4628	12/6/2019		9000147698
AP00048987	00654739	$90.00	Legal - PSC & Regulatory - 11/19 Professional Services	923001	075	GOSS SAMFORD PLLC	4629	12/6/2019		9000147698
AP00048987	00654740	$105.50	Legal - PSC & Regulatory - 11/19 Professional Services	923001	075	GOSS SAMFORD PLLC	4630	12/6/2019		9000147698
AP00049008	00656207	$852.60	Legal - PSC & Regulatory - 12/19 Professional Services	923001	075	GOSS SAMFORD PLLC	4658	12/26/2019		9000148206
AP00049008	00656208	$1,560.00	Legal - PSC & Regulatory - 12/19 Professional Services	923001	075	GOSS SAMFORD PLLC	4657	12/26/2019		9000148206
AP00049008	00656209	$997.50	Legal - PSC & Regulatory - 12/19 Professional Services	923001	075	GOSS SAMFORD PLLC	4656	12/26/2019		9000148206
AP00049008	00656211	$4,651.00	Legal - PSC & Regulatory - 12/19 Professional Services	923001	075	GOSS SAMFORD PLLC	4654	12/26/2019		9000148206
AP00049008	00656212	$533.80	Legal - PSC & Regulatory - 12/19 Professional Services	923001	075	GOSS SAMFORD PLLC	4653	12/26/2019		9000148206
AP00049008	00656213	$2,617.50	Legal - PSC & Regulatory - 12/19 Professional Services	923001	075	GOSS SAMFORD PLLC	4652	12/26/2019		9000148206
AP00049008	00656214	$690.00	Legal - PSC & Regulatory - 12/19 Professional Services	923001	075	GOSS SAMFORD PLLC	4651	12/26/2019		9000148206
AP00049008	00656215	$90.70	Legal - PSC & Regulatory - 12/19 Professional Services	923001	075	GOSS SAMFORD PLLC	4650	12/26/2019		9000148206
AP00049008	00656216	$2,280.00	Legal - PSC & Regulatory - 12/19 Professional Services	923001	075	GOSS SAMFORD PLLC	4649	12/26/2019		9000148206
AP00049008	00656210	$7,429.28	Legal - PSC & Regulatory - Expense Distribution	923001	075	GOSS SAMFORD PLLC	4655	12/26/2019		9000148206
		$174,339.09								
AP00046415	00626260	$1,750.00	Legal - Environmental - 1/19 Professional Services	923001	075	HUNTON ANDREWS KURTH LLP	101156870	2/6/2019		9000136311
AP00046580	00628666	$6,500.00	Legal - Environmental - 2/19 Professional Services	923001	075	HUNTON ANDREWS KURTH LLP	101158494	3/6/2019		9000137350
AP00046965	00634785	$150.00	Legal - Environmental - 4/19 Professional Services	923001	075	HUNTON ANDREWS KURTH LLP	101161272	5/6/2019		9000139783
AP00046965	00634786	$5,000.00	Legal - Environmental - 4/19 Professional Services	923001	075	HUNTON ANDREWS KURTH LLP	101161225	4/30/2019		9000139783
		$13,400.00								
AP00047327	00639621	$1,072.50	Legal - Environmental - 6/19 Professional Services	923001	075	RANSDELL ROACH & ROYSE PLLC	1505	6/30/2019		9000141621
AP00048569	00648130	$32.50	Legal - FERC Activity - 9/19 Professional Services	923001	075	RANSDELL ROACH & ROYSE PLLC	1727	9/30/2019		9000145035
AP00048765	00651264	$97.50	Legal - FERC Activity - 10/19 Professional Services	923001	075	RANSDELL ROACH & ROYSE PLLC	1813	10/31/2019		9000146350
AP00048987	00653512	$1,300.00	Legal - FERC Activity - 11/19 Professional Services	923001	075	RANSDELL ROACH & ROYSE PLLC	1886	11/30/2019		9000147175
AP00046237	00625273	$0.00	Legal - Human Resources - 1/19 Professional Services	923001	075	RANSDELL ROACH & ROYSE PLLC	1182	1/31/2019		9000136108
AP00046237	00625273	$422.25	Legal - Human Resources - 1/19 Professional Services	923001	075	RANSDELL ROACH & ROYSE PLLC	1182	1/31/2019		
AP00046237	00625276	$1,365.00	Legal - Human Resources - 1/19 Professional Services	923001	075	RANSDELL ROACH & ROYSE PLLC	1162	2/1/2019		9000136307
AP00046237	00625276	$0.00	Legal - Human Resources - 1/19 Professional Services	923001	075	RANSDELL ROACH & ROYSE PLLC	1162	2/1/2019		9000136108
AP00046237	00625280	$0.00	Legal - Human Resources - 1/19 Professional Services	923001	075	RANSDELL ROACH & ROYSE PLLC	1183	1/31/2019		9000136108
AP00046237	00625280	$2,112.50	Legal - Human Resources - 1/19 Professional Services	923001	075	RANSDELL ROACH & ROYSE PLLC	1183	1/31/2019		9000136307
AP00046352	00625273	($422.25)	Legal - Human Resources - 1/19 Professional Services	923001	075	RANSDELL ROACH & ROYSE PLLC	1182	1/31/2019		
AP00046352	00625273	$0.00	Legal - Human Resources - 1/19 Professional Services	923001	075	RANSDELL ROACH & ROYSE PLLC	1182	1/31/2019		9000136108
AP00046352	00625273	($422.50)	Legal - Human Resources - 1/19 Professional Services	923001	075	RANSDELL ROACH & ROYSE PLLC	1182	1/31/2019		
AP00046352	00625273	$0.00	Legal - Human Resources - 1/19 Professional Services	923001	075	RANSDELL ROACH & ROYSE PLLC	1182	1/31/2019		9000136108
AP00046352	00625273	$422.50	Legal - Human Resources - 1/19 Professional Services	923001	075	RANSDELL ROACH & ROYSE PLLC	1182	1/31/2019		
AP00046352	00625273	$0.00	Legal - Human Resources - 1/19 Professional Services	923001	075	RANSDELL ROACH & ROYSE PLLC	1182	1/31/2019		9000136108
AP00046352	00625273	$422.25	Legal - Human Resources - 1/19 Professional Services	923001	075	RANSDELL ROACH & ROYSE PLLC	1182	1/31/2019		
AP00046352	00625273	$0.00	Legal - Human Resources - 1/19 Professional Services	923001	075	RANSDELL ROACH & ROYSE PLLC	1182	1/31/2019		9000136108
AP00046411	00625273	$0.00	Legal - Human Resources - 1/19 Professional Services	923001	075	RANSDELL ROACH & ROYSE PLLC	1182	1/31/2019		9000136108
AP00046411	00625273	($422.25)	Legal - Human Resources - 1/19 Professional Services	923001	075	RANSDELL ROACH & ROYSE PLLC	1182	1/31/2019		

PSC DR1 Response 46.xlsx

Transaction Detail for Account 923001

Journal ID	Voucher	Amount	Description	Account	Dept	Supplier	Invoice	Invoice Date	PO No.	Payment
AP00046415	00626257	$422.50	Legal - Human Resources - 1/19 Professional Services	923001	075	RANSDELL ROACH & ROYSE PLLC	1182A	1/31/2019		9000136307
AP00046580	00628667	$682.50	Legal - Human Resources - 2/19 Professional Services	923001	075	RANSDELL ROACH & ROYSE PLLC	1238	2/28/2019		9000137346
AP00046580	00628669	$2,015.00	Legal - Human Resources - 2/19 Professional Services	923001	075	RANSDELL ROACH & ROYSE PLLC	1235	2/28/2019		9000137346
AP00046580	00628670	$2,047.50	Legal - Human Resources - 2/19 Professional Services	923001	075	RANSDELL ROACH & ROYSE PLLC	1237	2/28/2019		9000137346
AP00046778	00630999	$4,550.00	Legal - Human Resources - 3/19 Professional Services	923001	075	RANSDELL ROACH & ROYSE PLLC	1323	3/31/2019		9000138198
AP00046778	00631001	$325.00	Legal - Human Resources - 3/19 Professional Services	923001	075	RANSDELL ROACH & ROYSE PLLC	1321	3/31/2019		9000138198
AP00046778	00631002	$12,350.00	Legal - Human Resources - 3/19 Professional Services	923001	075	RANSDELL ROACH & ROYSE PLLC	1320	3/31/2019		9000138198
AP00046965	00634808	$422.50	Legal - Human Resources - 4/19 Professional Services	923001	075	RANSDELL ROACH & ROYSE PLLC	1390	4/30/2019		9000139774
AP00046965	00634809	$130.00	Legal - Human Resources - 4/19 Professional Services	923001	075	RANSDELL ROACH & ROYSE PLLC	1389	4/30/2019		9000139774
AP00046965	00634810	$1,105.00	Legal - Human Resources - 4/19 Professional Services	923001	075	RANSDELL ROACH & ROYSE PLLC	1387	4/30/2019		9000139774
AP00047069	00636856	$130.00	Legal - Human Resources - 5/19 Professional Services	923001	075	RANSDELL ROACH & ROYSE PLLC	1446	5/31/2019		9000140536
AP00047069	00636859	$2,730.00	Legal - Human Resources - 5/19 Professional Services	923001	075	RANSDELL ROACH & ROYSE PLLC	1448	5/31/2019		9000140536
AP00047069	00636860	$97.50	Legal - Human Resources - 5/19 Professional Services	923001	075	RANSDELL ROACH & ROYSE PLLC	1449	5/31/2019		9000140536
AP00047327	00639622	$2,112.50	Legal - Human Resources - 6/19 Professional Services	923001	075	RANSDELL ROACH & ROYSE PLLC	1506	6/30/2019		9000141621
AP00047327	00639624	$130.00	Legal - Human Resources - 6/19 Professional Services	923001	075	RANSDELL ROACH & ROYSE PLLC	1508	6/30/2019		9000141621
AP00048099	00641912	$3,417.00	Legal - Human Resources - 7/19 Professional Services	923001	075	RANSDELL ROACH & ROYSE PLLC	1586	7/31/2019		9000142606
AP00048344	00644789	$812.50	Legal - Human Resources - 8/19 Professional Services	923001	075	RANSDELL ROACH & ROYSE PLLC	1667	8/31/2019		9000143834
AP00048344	00644791	$162.50	Legal - Human Resources - 8/19 Professional Services	923001	075	RANSDELL ROACH & ROYSE PLLC	1669	8/31/2019		9000143834
AP00048569	00648127	$1,105.00	Legal - Human Resources - 9/19 Professional Services	923001	075	RANSDELL ROACH & ROYSE PLLC	1724	9/30/2019		9000145035
AP00048765	00651260	$325.00	Legal - Human Resources - 10/19 Professional Services	923001	075	RANSDELL ROACH & ROYSE PLLC	1809	10/31/2019		9000146350
AP00048765	00651265	$105.00	Legal - Human Resources - 10/19 Professional Services	923001	075	RANSDELL ROACH & ROYSE PLLC	1814	10/31/2019		9000146350
AP00048987	00653509	$32.50	Legal - Human Resources - 11/19 Professional Services	923001	075	RANSDELL ROACH & ROYSE PLLC	1883	11/30/2019		9000147175
AP00049008	00656202	$390.00	Legal - Human Resources - 12/19 Professional Services	923001	075	RANSDELL ROACH & ROYSE PLLC	1902	12/27/2019		9000148242
AP00049008	00656206	$1,235.00	Legal - Human Resources - 12/19 Professional Services	923001	075	RANSDELL ROACH & ROYSE PLLC	1906	12/27/2019		9000148242
AP00046237	00625271	$0.00	Legal - Operations - 1/19 Professional Services	923001	075	RANSDELL ROACH & ROYSE PLLC	1164	1/31/2019		9000136108
AP00046237	00625271	$68.00	Legal - Operations - 1/19 Professional Services	923001	075	RANSDELL ROACH & ROYSE PLLC	1164	1/31/2019		9000136307
AP00046237	00625274	$552.50	Legal - Operations - 1/19 Professional Services	923001	075	RANSDELL ROACH & ROYSE PLLC	1161	1/31/2019		9000136307
AP00046237	00625274	$0.00	Legal - Operations - 1/19 Professional Services	923001	075	RANSDELL ROACH & ROYSE PLLC	1161	1/31/2019		9000136108
AP00046237	00625278	$2,488.00	Legal - Operations - 1/19 Professional Services	923001	075	RANSDELL ROACH & ROYSE PLLC	1163	1/31/2019		9000136307
AP00046237	00625278	$0.00	Legal - Operations - 1/19 Professional Services	923001	075	RANSDELL ROACH & ROYSE PLLC	1163	1/31/2019		9000136108
AP00046580	00628668	$1,885.00	Legal - Operations - 2/19 Professional Services	923001	075	RANSDELL ROACH & ROYSE PLLC	1236	2/28/2019		9000137346
AP00046778	00630998	$97.50	Legal - Operations - 3/19 Professional Services	923001	075	RANSDELL ROACH & ROYSE PLLC	1324	3/31/2019		9000138198
AP00046778	00631000	$359.00	Legal - Operations - 3/19 Professional Services	923001	075	RANSDELL ROACH & ROYSE PLLC	1322	3/31/2019		9000138198
AP00046965	00634805	$130.00	Legal - Operations - 4/19 Professional Services	923001	075	RANSDELL ROACH & ROYSE PLLC	1385	4/30/2019		9000139774
AP00046965	00634806	$845.00	Legal - Operations - 4/19 Professional Services	923001	075	RANSDELL ROACH & ROYSE PLLC	1386	4/30/2019		9000139774
AP00046965	00634807	$715.00	Legal - Operations - 4/19 Professional Services	923001	075	RANSDELL ROACH & ROYSE PLLC	1388	4/30/2019		9000139774
AP00047069	00636857	$1,755.00	Legal - Operations - 5/19 Professional Services	923001	075	RANSDELL ROACH & ROYSE PLLC	1450	5/31/2019		9000140536
AP00047069	00636858	$292.50	Legal - Operations - 5/19 Professional Services	923001	075	RANSDELL ROACH & ROYSE PLLC	1447	5/31/2019		9000140536
AP00047327	00639623	$455.00	Legal - Operations - 6/19 Professional Services	923001	075	RANSDELL ROACH & ROYSE PLLC	1507	6/30/2019		9000141621
AP00047327	00639625	$4,192.50	Legal - Operations - 6/19 Professional Services	923001	075	RANSDELL ROACH & ROYSE PLLC	1509	6/30/2019		9000141621
AP00048099	00641911	$130.00	Legal - Operations - 7/19 Professional Services	923001	075	RANSDELL ROACH & ROYSE PLLC	1585	7/31/2019		9000142606
AP00048099	00641913	$1,430.00	Legal - Operations - 7/19 Professional Services	923001	075	RANSDELL ROACH & ROYSE PLLC	1587	7/31/2019		9000142606
AP00048099	00641914	$1,527.50	Legal - Operations - 7/19 Professional Services	923001	075	RANSDELL ROACH & ROYSE PLLC	1588	7/31/2019		9000142606
AP00048344	00644788	$130.00	Legal - Operations - 8/19 Professional Services	923001	075	RANSDELL ROACH & ROYSE PLLC	1666	8/31/2019		9000143834
AP00048344	00644790	$715.00	Legal - Operations - 8/19 Professional Services	923001	075	RANSDELL ROACH & ROYSE PLLC	1668	8/31/2019		9000143834
AP00048569	00648128	$1,235.00	Legal - Operations - 9/19 Professional Services	923001	075	RANSDELL ROACH & ROYSE PLLC	1725	9/30/2019		9000145035
AP00048569	00648129	$2,210.00	Legal - Operations - 9/19 Professional Services	923001	075	RANSDELL ROACH & ROYSE PLLC	1726	9/30/2019		9000145035
AP00048765	00651261	$195.00	Legal - Operations - 10/19 Professional Services	923001	075	RANSDELL ROACH & ROYSE PLLC	1810	10/31/2019		9000146350
AP00048765	00651262	$1,220.00	Legal - Operations - 10/19 Professional Services	923001	075	RANSDELL ROACH & ROYSE PLLC	1811	10/31/2019		9000146350
AP00048765	00651263	$2,047.50	Legal - Operations - 10/19 Professional Services	923001	075	RANSDELL ROACH & ROYSE PLLC	1812	10/31/2019		9000146350
AP00048987	00653507	$357.50	Legal - Operations - 11/19 Professional Services	923001	075	RANSDELL ROACH & ROYSE PLLC	1881	11/30/2019		9000147175
AP00048987	00653508	$1,690.00	Legal - Operations - 11/19 Professional Services	923001	075	RANSDELL ROACH & ROYSE PLLC	1882	11/30/2019		9000147175
AP00048987	00653510	$812.50	Legal - Operations - 11/19 Professional Services	923001	075	RANSDELL ROACH & ROYSE PLLC	1884	11/30/2019		9000147175
AP00048987	00653511	$2,762.50	Legal - Operations - 11/19 Professional Services	923001	075	RANSDELL ROACH & ROYSE PLLC	1885	11/30/2019		9000147175
AP00049008	00656203	$130.00	Legal - Operations - 12/19 Professional Services	923001	075	RANSDELL ROACH & ROYSE PLLC	1903	12/27/2019		9000148242
AP00049008	00656204	$1,560.00	Legal - Operations - 12/19 Professional Services	923001	075	RANSDELL ROACH & ROYSE PLLC	1904	12/27/2019		9000148242
AP00049008	00656205	$246.40	Legal - Operations - 12/19 Professional Services	923001	075	RANSDELL ROACH & ROYSE PLLC	1905	12/27/2019		9000148242
AP00046778	00630997	$585.00	Legal - PSC & Regulatory - 3/19 Professional Services	923001	075	RANSDELL ROACH & ROYSE PLLC	1325	3/31/2019		9000138198
		$75,633.40								
AP00046415	00626966	$918.75	Legal - Finance - 1/19 Professional Services	923001	075	STOLL KEENON OGDEN PLLC	897888	2/20/2019		9000136522
AP00046580	00629515	$5,054.40	Legal - Finance - 2/19 Professional Services	923001	075	STOLL KEENON OGDEN PLLC	899961	3/14/2019		9000137598
AP00046778	00632054	$865.96	Legal - Finance - 3/19 Professional Services	923001	075	STOLL KEENON OGDEN PLLC	902187	4/19/2019		9000138642
AP00048344	00646961	$4,314.00	Legal - Finance - 7/19 Professional Services	923001	075	STOLL KEENON OGDEN PLLC	910063	8/28/2019		9000144441

PSC DR1 Response 46.xlsx

Transaction Detail for Account 923001

Journal ID	Voucher	Amount	Description	Account	Dept	Supplier	Invoice	Invoice Date	PO No.	Payment
AP00048765	00651381	$6,100.00	Legal - Finance - 9/19 Professional Services	923001	075	STOLL KEENON OGDEN PLLC	914589	10/15/2019		9000146283
		$17,253.11								
AP00046210	00624232	$1,630.70	Legal - Title Work, Coal Storage Agreement - 12/18 Prof. Services	923001	075	VANANTWERP ATTORNEYS LLP	95698	1/24/2019		9000135852
AP00046580	00628665	$1,369.00	Legal - Workers Compensation - 2/19 Professional Services	923001	075	WARD HOCKER & THORNTON	209373	3/8/2019		9000137327
AP00046778	00630996	$610.50	Legal - Workers Compensation - 3/19 Professional Services	923001	075	WARD HOCKER & THORNTON	209878	4/1/2019		9000138178
AP00046965	00634788	$222.00	Legal - Workers Compensation - 4/19 Professional Services	923001	075	WARD HOCKER & THORNTON	211211	5/14/2019		9000139744
AP00047069	00636855	$2,695.20	Legal - Workers Compensation - 5/19 Professional Services	923001	075	WARD HOCKER & THORNTON	211758	6/5/2019		9000140503
AP00047327	00639626	$1,406.50	Legal - Workers Compensation - 6/19 Professional Services	923001	075	WARD HOCKER & THORNTON	212637	7/3/2019		9000141581
AP00048126	00643120	$166.50	Legal - Workers Compensation - 7/19 Professional Services	923001	075	WARD HOCKER & THORNTON	213958	8/8/2019		9000143078
AP00048987	00654376	$536.50	Legal - Workers Compensation - 11/19 Professional Services	923001	075	WARD HOCKER & THORNTON	217009	12/11/2019		9000147474
AP00049008	00656225	$462.50	Legal - Workers Compensation - 12/19 Professional Services	923001	075	WARD HOCKER & THORNTON	217141	12/27/2019		9000148213
		$7,468.70								
AP00046415	00626261	$8,552.00	Legal - Environmental - 1/19 Professional Services	923001	075	W LLIAMS MULLEN	1070589	2/8/2019		9000136306
AP00046580	00629516	$10,032.00	Legal - Environmental - 2/19 Professional Services	923001	075	W LLIAMS MULLEN	1075136	3/12/2019		9000137673
AP00046778	00632088	$5,664.00	Legal - Environmental - 3/19 Professional Services	923001	075	W LLIAMS MULLEN	1078375	4/9/2019		9000138718
AP00047069	00636869	$240.00	Legal - Environmental - 5/19 Professional Services	923001	075	W LLIAMS MULLEN	1085262	6/6/2019		9000140796
AP00047327	00639620	$2,304.00	Legal - Environmental - 6/19 Professional Services	923001	075	W LLIAMS MULLEN	1089104	7/3/2019		9000141620
AP00048126	00642897	$1,536.00	Legal - Environmental - 7/19 Professional Services	923001	075	W LLIAMS MULLEN	1094272	8/8/2019		9000143560
AP00048344	00645058	$2,400.00	Legal - Environmental - 8/19 Professional Services	923001	075	W LLIAMS MULLEN	1097020	9/5/2019		9000144064
AP00048593	00650144	$240.00	Legal - Environmental - 9/19 Professional Services	923001	075	W LLIAMS MULLEN	5000524	10/12/2019		9000145833
AP00048765	00651443	$144.00	Legal - Environmental - 10/19 Professional Services	923001	075	W LLIAMS MULLEN	5005361	11/9/2019		9000146598
AP00048987	00654743	$6,288.00	Legal - Environmental - 11/19 Professional Services	923001	075	W LLIAMS MULLEN	5010882	12/12/2019		9000147727
AP00049008	00656226	$2,448.00	Legal - Environmental - 12/19 Professional Services	923001	075	W LLIAMS MULLEN	5012437	12/23/2019		9000148241
AP00046965	00634787	$2,352.00	Legal - Operations - 4/19 Professional Services	923001	075	W LLIAMS MULLEN	1080892	5/3/2019		9000139773
		$42,200.00								
TOTAL LEGAL - OTHER		$1,856,840.77								
ENGINEERING - OTHER										
AP00046210	00622735	$577.50	Blue Grass Energy CVR Pilot En	908000	069	POWER SYSTEM ENG NEER NG INC	9028892	1/8/2019	0000122874	9000135450
AP00046415	00626027	$27,863.75	Blue Grass Energy CVR Pilot En	908000	069	POWER SYSTEM ENG NEER NG INC	9029174	2/12/2019	0000122874	9000136680
AP00047069	00636462	$59,006.25	Blue Grass Energy CVR Pilot En	908000	069	POWER SYSTEM ENG NEER NG INC	9029419	3/9/2019	0000122874	9000140386
AP00048126	00644367	$13,347.79	Blue Grass Energy CVR Pilot En	908000	069	POWER SYSTEM ENG NEER NG INC	9030188	5/21/2019	0000122874	9000143401
AP00048123	00643270	$21,369.50	Solar and Storage Impact on EKPC	908000	069	POWER SYSTEM ENG NEER NG INC	9031059	8/22/2019	0000133904	9000143920
AP00048569	00647706	$33,430.50	Solar and Storage Impact on EKPC	908000	069	POWER SYSTEM ENG NEER NG INC	9031200	9/11/2019	0000133904	9000144901
AP00048569	00647706	$2,697.00	Travel and Presentation - Solar and Storage Impact on EKPC	908000	069	POWER SYSTEM ENG NEER NG INC	9031200	9/11/2019	0000133904	9000144901
AP00048569	00649300	$1,545.00	Travel and Presentation - Solar and Storage Impact on EKPC	908000	069	POWER SYSTEM ENG NEER NG INC	9031519	10/15/2019	0000133904	9000145688
AP00048765	00651975	$958.00	Travel and Presentation - Solar and Storage Impact on EKPC	908000	069	POWER SYSTEM ENG NEER NG INC	9031859	11/20/2019	0000133904	9000147338
		$160,795.29								
AP00048126	00642229	$4,500.00	Production Engineering - Engineering Services	921000	171	ADAMS ENG NEER NG PLLC	001A	8/2/2019	0000134207	9000143328
AP00048344	00644678	$8,910.00	Production Engineering - Engineering Services	921000	171	ADAMS ENG NEER NG PLLC	002A	9/3/2019	0000134207	9000144317
AP00048395	00646880	$12,390.00	Production Engineering - Engineering Services	921000	171	ADAMS ENG NEER NG PLLC	003A	10/1/2019	0000134207	9000145354
AP00048765	00650319	$8,550.00	Production Engineering - Engineering Services	921000	171	ADAMS ENG NEER NG PLLC	004A	11/1/2019	0000134207	9000146611
AP00048987	00653527	$7,590.00	Production Engineering - Engineering Services	921000	171	ADAMS ENG NEER NG PLLC	005	12/2/2019	0000134207	9000147736
		$41,940.00								
AP00046210	00624371	$33,217.78	Engineering Services	921000	160	BURNS & MCDONNELL ENG NEER NG	1106743	1/24/2019	0000128125	9000135871
AP00046209	00624369	$95,000.00	TA 52 - Engineering Services	921000	160	BURNS & MCDONNELL ENG NEER NG	1118061	1/22/2019	0000130087	9000135871
AP00046210	00624370	$14,837.44	Task Authorization No. 48	921000	160	BURNS & MCDONNELL ENG NEER NG	1106663	1/24/2019	0000127870	9000135871
AP00046531	00627546	$10,865.73	Task Authorization No. 48	921000	160	BURNS & MCDONNELL ENG NEER NG	1106664	2/27/2019	0000127870	9000136767
AP00046580	00629568	$1,409.70	TA 44b Change Task Authorization	921000	160	BURNS & MCDONNELL ENG NEER NG	1088024	2/27/2019	0000126664	9000137929
AP00046580	00629933	$1,286.23	Task Authorization No. 48	921000	160	BURNS & MCDONNELL ENG NEER NG	1106665	3/29/2019	0000127870	9000137929
AP00046210	00624373	$13,905.75	TA 51 - Bluegrass Blackstart	921000	160	BURNS & MCDONNELL ENG NEER NG	1115501	1/28/2019	0000129379	9000135871
AP00046531	00627736	$12,308.33	TA 51 - Bluegrass Blackstart	921000	160	BURNS & MCDONNELL ENG NEER NG	1115502	3/5/2019	0000129379	9000137132
AP00046580	00629931	$3,706.41	Change Order - TA 51a	921000	160	BURNS & MCDONNELL ENG NEER NG	1115503	3/29/2019	0000129379	9000137929
AP00046580	00629931	$5,785.92	TA 51 - Bluegrass Blackstart	921000	160	BURNS & MCDONNELL ENG NEER NG	1115503	3/29/2019	0000129379	9000137929
AP00046778	00630612	$2,669.14	Engineering Services	921000	160	BURNS & MCDONNELL ENG NEER NG	1106745	3/29/2019	0000128125	9000138129
AP00046778	00630612	$2,480.81	TA 49a - Change Task Authorization	921000	160	BURNS & MCDONNELL ENG NEER NG	1106745	3/29/2019	0000128125	9000138129
AP00046927	00634298	$49,488.03	TA 49a - Change Task Authorization	921000	160	BURNS & MCDONNELL ENG NEER NG	1106744	2/27/2019	0000128125	9000139690
AP00046927	00635026	$10,469.80	Change Order - TA 51a	921000	160	BURNS & MCDONNELL ENG NEER NG	1115504	4/22/2019	0000129379	9000140030
AP00046972	00635298	$7,222.10	TA 50 - Air Heater Wash Feasibility	921000	160	BURNS & MCDONNELL ENG NEER NG	1111742	5/29/2019	0000129133	9000140284
AP00047323	00638998	$31,396.50	TA 50 - Air Heater Wash Feasibility	921000	160	BURNS & MCDONNELL ENG NEER NG	1111743	6/28/2019	0000129133	9000141645
AP00048123	00641967	$31.16	TA 49a - Change Task Authorization	921000	160	BURNS & MCDONNELL ENG NEER NG	1106746	7/17/2019	0000128125	9000142879

PSC DR1 Response 46.xlsx

Transaction Detail for Account 923001

Journal ID	Voucher	Amount	Description	Account	Dept	Supplier	Invoice	Invoice Date	PO No.	Payment
AP00048765	00650894	$4,446.89	TA-55 - EKPC Solar Development	921000	160	BURNS & MCDONNELL ENG NEER NG	1183851	11/11/2019	0000135152	9000145993
AP00049008	00656389	($33,217.78)	Engineering Services	921000	160	BURNS & MCDONNELL ENG NEER NG	JV624371			
AP00049008	00656390	($2,669.14)	Engineering Services	921000	160	BURNS & MCDONNELL ENG NEER NG	JV630612			
AP00049008	00656390	($2,480.81)	TA 49a - Change Task Authorization	921000	160	BURNS & MCDONNELL ENG NEER NG	JV630612			
AP00049008	00656391	($49,488.03)	TA 49a - Change Task Authorization	921000	160	BURNS & MCDONNELL ENG NEER NG	JV634298			
AP00049008	00656392	($31.16)	TA 49a - Change Task Authorization	921000	160	BURNS & MCDONNELL ENG NEER NG	JV641967			
		$212,640.80								
AP00046210	00623715	$17,421.42	Engineering Consulting Service	921000	160	EN ENG NEER NG LLC	0112882	1/11/2019	0000122169	9000136835
AP00046415	00625551	$17,604.93	Engineering Consulting Service	921000	160	EN ENG NEER NG LLC	0114064	2/4/2019	0000122169	9000137913
AP00046579	00628562	$22,429.55	Engineering Consulting Service	921000	160	EN ENG NEER NG LLC	0115536	3/4/2019	0000122169	9000138955
AP00046778	00630638	$27,938.33	Engineering Consulting Service	921000	160	EN ENG NEER NG LLC	01163725	4/3/2019	0000122169	
AP00046965	00635062	$7,664.32	ECO#1 for PO 122169	921000	160	EN ENG NEER NG LLC	0117975	5/1/2019	0000122169	9000141078
AP00046965	00635063	$1,183.82	ECO#1 for PO 122169	921000	160	EN ENG NEER NG LLC	0117648	4/18/2019	0000122169	9000140565
AP00046965	00635063	$9,365.48	Engineering Consulting Service	921000	160	EN ENG NEER NG LLC	0117648	4/18/2019	0000122169	9000140565
AP00047054	00636009	$0.00	Engineering Consulting Service	921000	160	EN ENG NEER NG LLC	0116372	4/3/2019	0000122169	9000140269
AP00047054	00636009	$27,938.33	Engineering Consulting Service	921000	160	EN ENG NEER NG LLC	0116372	4/3/2019	0000122169	9000140565
AP00047056	00630638	($27,938.33)	Engineering Consulting Service	921000	160	EN ENG NEER NG LLC	01163725	4/3/2019	0000122169	
AP00048558	00647300	$1,701.16	ECO#1 for PO 122169	921000	160	EN ENG NEER NG LLC	0120484	5/15/2019	0000122169	9000144812
AP00048558	00647300	$5,664.84	ECO#2 for PO#122169	921000	160	EN ENG NEER NG LLC	0120484	5/15/2019	0000122169	9000144812
AP00046210	00623711	$310.00	Engineering Services	921000	160	EN ENG NEER NG LLC	0112870	1/11/2019	0000125468	9000136835
AP00046210	00623709	$620.00	Engineering Services	921000	160	EN ENG NEER NG LLC	0112871	1/11/2019	0000126458	9000136835
AP00046415	00626192	$2,400.50	Engineering Services	921000	160	EN ENG NEER NG LLC	0114081	2/4/2019	0000126458	9000137913
AP00046580	00628576	$7,502.93	Engineering Services	921000	160	EN ENG NEER NG LLC	0115539	3/4/2019	0000126458	9000138955
AP00046778	00631640	$12,474.87	Engineering Services	921000	160	EN ENG NEER NG LLC	0117598	4/17/2019	0000126458	9000140565
AP00046210	00623707	$20,298.00	Project Scheduler	921000	160	EN ENG NEER NG LLC	0112883	1/11/2019	0000126543	9000136835
AP00046210	00623710	$15,146.45	Civil/Structural Project Managemenr	921000	160	EN ENG NEER NG LLC	0112868	1/11/2019	0000126848	9000136835
AP00046415	00625527	$12,360.00	Civil/Structural Project Management	921000	160	EN ENG NEER NG LLC	0114079	2/4/2019	0000126848	9000137913
AP00046415	00625527	$823.60	Expense Reimbursement	921000	160	EN ENG NEER NG LLC	0114079	2/4/2019	0000126848	9000137913
AP00046580	00629904	$7,420.02	Civil/Structural Project Management	921000	160	EN ENG NEER NG LLC	0115537	3/4/2019	0000126848	9000138955
AP00046580	00629904	$7,388.38	Expense Reimbursement	921000	160	EN ENG NEER NG LLC	0115537	3/4/2019	0000126848	9000138955
AP00046778	00631651	$13,386.18	ECO #1	921000	160	EN ENG NEER NG LLC	0116373	4/3/2019	0000126848	9000140010
AP00046778	00631651	$6,788.02	Expense Reimbursement	921000	160	EN ENG NEER NG LLC	0116373	4/3/2019	0000126848	9000140010
AP00046965	00634530	$953.82	ECO #1	921000	160	EN ENG NEER NG LLC	0117976	5/1/2019	0000126848	9000141078
AP00046965	00634530	$7,963.60	ECO#2 for PO 126848	921000	160	EN ENG NEER NG LLC	0117976	5/1/2019	0000126848	9000141078
AP00046965	00634530	$1,521.98	ECO#3 for PO# 126848	921000	160	EN ENG NEER NG LLC	0117976	5/1/2019	0000126848	9000141078
AP00047327	00639311	$3,330.40	ECO#4 for PO#126848	921000	160	EN ENG NEER NG LLC	0121873	5/30/2019	0000126848	9000142140
AP00047327	00639345	$2,215.60	ECO#4 for PO#126848	921000	160	EN ENG NEER NG LLC	0124248	6/12/2019	0000126848	9000142602
AP00047327	00639479	$2,767.40	ECO#4 for PO#126848	921000	160	EN ENG NEER NG LLC	0124758	6/26/2019	0000126848	9000143101
AP00047327	00639561	$7,963.60	ECO#4 for PO#126848	921000	160	EN ENG NEER NG LLC	0117649	4/18/2019	0000126848	9000141615
AP00048126	00642226	$2,425.70	ECO#4 for PO#126848	921000	160	EN ENG NEER NG LLC	0126114	7/10/2019	0000126848	9000143558
AP00046210	00623708	$3,440.00	Change Order No. 1	921000	160	EN ENG NEER NG LLC	0112875	1/11/2019	0000127385	9000136835
AP00046210	00623708	$500.00	Labor - Weel Pump Electrical S	921000	160	EN ENG NEER NG LLC	0112875	1/11/2019	0000127385	9000136835
AP00046415	00627013	$4,079.82	Change Order No. 1	921000	160	EN ENG NEER NG LLC	0111274	12/3/2018	0000127385	9000136835
AP00046415	00627013	$54.43	Labor - Weel Pump Electrical S	921000	160	EN ENG NEER NG LLC	0111274	12/3/2018	0000127385	9000136835
AP00046210	00623706	$5,725.51	Engineering Services	921000	160	EN ENG NEER NG LLC	0112872	1/11/2019	0000128020	9000136835
AP00046778	00632127	$1,244.24	ECO #1 for PO 128020	921000	160	EN ENG NEER NG LLC	0116109	3/21/2019	0000128020	9000139477
AP00046210	00623714	$3,793.21	Engineering Services	921000	160	EN ENG NEER NG LLC	0112874	1/11/2019	0000128566	9000136835
AP00046415	00626158	$172.00	Engineering Services	921000	160	EN ENG NEER NG LLC	0114082	2/4/2019	0000128566	9000137913
AP00046415	00626546	$14,700.00	Master Scheduler	921000	160	EN ENG NEER NG LLC	0114687	2/25/2019	0000129731	9000138716
AP00046580	00629584	$16,800.00	Master Scheduler	921000	160	EN ENG NEER NG LLC	0116175	3/26/2019	0000129731	9000139772
AP00046778	00631522	$0.00	Master Scheduler	921000	160	EN ENG NEER NG LLC	0117312	4/9/2019	0000129731	9000140269
AP00046778	00631522	$21,000.00	Master Scheduler	921000	160	EN ENG NEER NG LLC	0117312	4/9/2019	0000129731	9000140565
AP00047069	00636335	$16,800.00	Master Scheduler	921000	160	EN ENG NEER NG LLC	0118606	5/6/2019	0000129731	9000141323
AP00047163	00637020	$15,750.00	Master Scheduler	921000	160	EN ENG NEER NG LLC	0122477	6/3/2019	0000129731	9000142376
AP00047327	00640449	$20,160.00	Master Scheduler	921000	160	EN ENG NEER NG LLC	0125839	7/9/2019	0000129731	9000143558
AP00048123	00642896	$20,055.00	Master Scheduler	921000	160	EN ENG NEER NG LLC	0130958	8/13/2019	0000129731	9000144812
AP00048344	00644873	$5,880.00	Master Scheduler	921000	160	EN ENG NEER NG LLC	0134889	9/4/2019	0000129731	9000145572
AP00048765	00650893	$16,800.00	Master Scheduler	921000	160	EN ENG NEER NG LLC	0144040	11/5/2019	0000129731	9000147981
AP00048987	00655074	$16,800.00	Master Scheduler	921000	160	EN ENG NEER NG LLC	0163908	12/17/2019	0000129731	9000149550
AP00046580	00629577	$28,115.00	Engineering Support Services	921000	160	EN ENG NEER NG LLC	0116110	3/21/2019	0000131380	9000139477
AP00046778	00630615	$10,800.00	Engineering Support Services	921000	160	EN ENG NEER NG LLC	0116381	4/3/2019	0000131380	9000140010
AP00046778	00631643	$10,800.00	Engineering Support Services	921000	160	EN ENG NEER NG LLC	0117653	4/18/2019	0000131380	9000140565
AP00046965	00633930	$10,772.50	Engineering Support Services	921000	160	EN ENG NEER NG LLC	0117985	5/1/2019	0000131380	9000141078

PSC DR1 Response 46.xlsx

Transaction Detail for Account 923001

Journal ID	Voucher	Amount	Description	Account	Dept	Supplier	Invoice	Invoice Date	PO No.	Payment
AP00046965	00634937	$9,775.00	Engineering Support Services	921000	160	EN ENG NEER NG LLC	0120569	5/15/2019	0000131380	9000141615
AP00047069	00636413	$9,955.00	Engineering Support Services	921000	160	EN ENG NEER NG LLC	0121883	5/30/2019	0000131380	9000142140
AP00047163	00637750	$9,720.00	Engineering Support Services	921000	160	EN ENG NEER NG LLC	0124258	6/12/2019	0000131380	9000142602
AP00047163	00638285	$11,120.00	Engineering Support Services	921000	160	EN ENG NEER NG LLC	0124766	6/26/2019	0000131380	9000143101
AP00047327	00639972	$7,072.00	Engineering Support Services	921000	160	EN ENG NEER NG LLC	0126122	7/10/2019	0000131380	9000143558
AP00048099	00641766	$10,995.50	Engineering Support Services	921000	160	EN ENG NEER NG LLC	0129115	7/24/2019	0000131380	9000144060
AP00048126	00643062	$10,423.00	Engineering Support Services	921000	160	EN ENG NEER NG LLC	0130330	8/8/2019	0000131380	9000144486
AP00048126	00643402	$11,120.00	Engineering Support Services	921000	160	EN ENG NEER NG LLC	0133993	8/22/2019	0000131380	9000145071
AP00048158	00644578	$10,224.00	Engineering Support Services	921000	160	EN ENG NEER NG LLC	0135108	9/5/2019	0000131380	9000145572
AP00048344	00645972	$10,064.00	Engineering Support Services	921000	160	EN ENG NEER NG LLC	0136945	9/17/2019	0000131380	9000146060
AP00048558	00647230	$11,120.00	Engineering Support Services	921000	160	EN ENG NEER NG LLC	0138861	10/2/2019	0000131380	9000146596
AP00048569	00649119	$10,672.00	Engineering Support Services	921000	160	EN ENG NEER NG LLC	0142482	10/16/2019	0000131380	9000147173
AP00048765	00650297	$11,120.00	Engineering Support Services	921000	160	EN ENG NEER NG LLC	0143226	10/30/2019	0000131380	9000147725
AP00048987	00653532	$11,120.00	Engineering Support Services	921000	160	EN ENG NEER NG LLC	0143198	12/5/2019	0000131380	9000149032
AP00046778	00631654	$7,080.00	Construction - Contract Labor	921000	160	EN ENG NEER NG LLC	0117654	4/18/2019	0000132510	9000140565
AP00046778	00631654	$5,040.00	Construction - Contract Labor	921000	160	EN ENG NEER NG LLC	0117654	4/18/2019	0000132510	9000140565
AP00046965	00634527	$7,080.00	Construction - Contract Labor	921000	160	EN ENG NEER NG LLC	0118003	5/1/2019	0000132510	9000141078
AP00046965	00634527	$5,040.00	Construction - Contract Labor	921000	160	EN ENG NEER NG LLC	0118003	5/1/2019	0000132510	9000141078
AP00046965	00634853	$7,080.00	Construction - Contract Labor	921000	160	EN ENG NEER NG LLC	0120522	5/15/2019	0000132510	9000141615
AP00046965	00634853	$5,040.00	Construction - Contract Labor	921000	160	EN ENG NEER NG LLC	0120522	5/15/2019	0000132510	9000141615
AP00046972	00635297	$6,726.00	Construction - Contract Labor	921000	160	EN ENG NEER NG LLC	0121892	5/30/2019	0000132510	9000142140
AP00046972	00635297	$4,536.00	Construction - Contract Labor	921000	160	EN ENG NEER NG LLC	0121892	5/30/2019	0000132510	9000142140
AP00047163	00637751	$5,664.00	Construction - Contract Labor	921000	160	EN ENG NEER NG LLC	0124266	6/12/2019	0000132510	9000142602
AP00047163	00637751	$4,536.00	Construction - Contract Labor	921000	160	EN ENG NEER NG LLC	0124266	6/12/2019	0000132510	9000142602
AP00047163	00638283	$6,624.00	Construction - Contract Labor	921000	160	EN ENG NEER NG LLC	0124775	6/26/2019	0000132510	9000143101
AP00047163	00638283	$5,200.00	Construction - Contract Labor	921000	160	EN ENG NEER NG LLC	0124775	6/26/2019	0000132510	9000143101
AP00047327	00639967	$3,680.00	Construction - Contract Labor	921000	160	EN ENG NEER NG LLC	0126130	7/10/2019	0000132510	9000143558
AP00047327	00639967	$4,160.00	Construction - Contract Labor	921000	160	EN ENG NEER NG LLC	0126130	7/10/2019	0000132510	9000143558
AP00048126	00642911	$6,082.00	Construction - Contract Labor	921000	160	EN ENG NEER NG LLC	0129116	7/24/2019	0000132510	9000144060
AP00048126	00642911	$1,568.00	Construction - Contract Labor	921000	160	EN ENG NEER NG LLC	0129116	7/24/2019	0000132510	9000144060
AP00048126	00642911	$4,542.00	ECO #1 for PO 132510	921000	160	EN ENG NEER NG LLC	0129116	7/24/2019	0000132510	9000144060
AP00048126	00643070	$6,624.00	Construction - Contract Labor	921000	160	EN ENG NEER NG LLC	0130339	8/8/2019	0000132510	9000144486
AP00048126	00643070	$5,200.00	Construction - Contract Labor	921000	160	EN ENG NEER NG LLC	0130339	8/8/2019	0000132510	9000144486
AP00048126	00643412	$11,520.00	ECO #1 for PO 132510	921000	160	EN ENG NEER NG LLC	0133994	8/22/2019	0000132510	9000145071
AP00048344	00645975	$11,304.00	ECO #1 for PO 132510	921000	160	EN ENG NEER NG LLC	0136946	9/17/2019	0000132510	9000146060
AP00048569	00649216	$634.00	ECO #1 for PO 132510	921000	160	EN ENG NEER NG LLC	0142496	10/16/2019	0000132510	9000147173
AP00048569	00649216	$10,748.00	ECO#2 for PO# 132510	921000	160	EN ENG NEER NG LLC	0142496	10/16/2019	0000132510	9000147173
AP00048569	00649523	$11,824.00	ECO#2 for PO# 132510	921000	160	EN ENG NEER NG LLC	0138821	10/2/2019	0000132510	9000146596
AP00048569	00649524	$12,560.00	ECO#2 for PO# 132510	921000	160	EN ENG NEER NG LLC	0135121	9/5/2019	0000132510	9000145830
AP00048765	00650298	$11,832.00	ECO#2 for PO# 132510	921000	160	EN ENG NEER NG LLC	0143227	10/30/2019	0000132510	9000147725
AP00048987	00653531	$11,104.00	ECO#2 for PO# 132510	921000	160	EN ENG NEER NG LLC	0143210	12/5/2019	0000132510	9000149032
AP00048126	00642547	$1,701.25	Spurlock Equipment Fueling Sta	921000	153	EN ENG NEER NG LLC	0129177	7/25/2019	0000133718	9000144060
AP00048126	00643095	$3,871.75	Spurlock Equipment Fueling Sta	921000	153	EN ENG NEER NG LLC	0130351	8/8/2019	0000133718	9000144486
AP00048126	00643390	$1,252.66	Spurlock Equipment Fueling Sta	921000	153	EN ENG NEER NG LLC	0133932	8/21/2019	0000133718	9000145071
AP00048344	00645483	$4,377.00	Spurlock Equipment Fueling Sta	921000	153	EN ENG NEER NG LLC	0135130	9/5/2019	0000133718	9000145572
AP00048569	00647943	$270.50	Spurlock Equipment Fueling Sta	921000	153	EN ENG NEER NG LLC	0139002	10/3/2019	0000133718	9000146596
AP00048158	00644558	$3,220.00	Construction - Labor-Misc. Services	921000	160	EN ENG NEER NG LLC	0135135	9/5/2019	0000134274	9000145572
AP00048344	00644711	$2,415.00	Construction - Labor-Misc. Services	921000	160	EN ENG NEER NG LLC	0134435	8/29/2019	0000134274	9000145340
AP00048344	00645012	$879.28	Construction - Expenses-Misc. Services	921000	160	EN ENG NEER NG LLC	0120486	5/15/2019	0000134274	9000143832
AP00048344	00645033	$510.40	Construction - Expenses-Misc. Services	921000	160	EN ENG NEER NG LLC	0129111	7/24/2019	0000134274	9000144060
AP00048344	00645012	$4,080.00	Construction - Labor-Misc. Services	921000	160	EN ENG NEER NG LLC	0120486	5/15/2019	0000134274	9000143832
AP00048344	00645033	$1,127.00	Construction - Labor-Misc. Services	921000	160	EN ENG NEER NG LLC	0129111	7/24/2019	0000134274	9000144060
AP00048569	00647581	$2,012.50	Construction - Labor-Misc. Services	921000	160	EN ENG NEER NG LLC	0138830	10/2/2019	0000134274	9000146596
AP00048569	00649090	$805.00	Construction - Labor-Misc. Services	921000	160	EN ENG NEER NG LLC	0142954	9/17/2019	0000134274	9000146060
AP00048765	00650706	$36.12	Construction - Expenses-Misc. Services	921000	160	EN ENG NEER NG LLC	0144051	11/5/2019	0000134274	9000147981
AP00048765	00650706	$275.42	Construction - Labor-Misc. Services	921000	160	EN ENG NEER NG LLC	0144051	11/5/2019	0000134274	9000147981
AP00048987	00653876	$2,415.00	Construction - Labor-Misc. Services	921000	160	EN ENG NEER NG LLC	0143215	12/5/2019	0000134274	9000149032
AP00048158	00644480	$270.00	Construction - Labor-Misc. Services	921000	160	EN ENG NEER NG LLC	0134016	8/22/2019	0000134275	9000145071
AP00048345	00645268	$202.07	Construction - Expenses-Misc. Services	921000	160	EN ENG NEER NG LLC	0124247	6/12/2019	0000134275	9000144060
AP00048344	00645230	$30.00	Construction - Labor-Misc. Services	921000	160	EN ENG NEER NG LLC	0126113	7/10/2019	0000134275	9000144060
AP00048344	00645259	$420.00	Construction - Labor-Misc. Services	921000	160	EN ENG NEER NG LLC	0129110	7/24/2019	0000134275	9000144060
AP00048344	00645333	$2,523.00	Construction - Labor-Misc. Services	921000	160	EN ENG NEER NG LLC	0121872	5/30/2019	0000134275	9000144060
AP00048345	00645268	$551.00	Construction - Labor-Misc. Services	921000	160	EN ENG NEER NG LLC	0124247	6/12/2019	0000134275	9000144060

PSC DR1 Response 46.xlsx

Transaction Detail for Account 923001

Journal ID	Voucher	Amount	Description	Account	Dept	Supplier	Invoice	Invoice Date	PO No.	Payment
AP00048344	00645497	$150.00	Construction - Labor-Misc. Services	921000	160	EN ENG NEER NG LLC	0135134	9/5/2019	0000134275	9000145572
AP00048344	00646065	$240.00	Construction - Labor-Misc. Services	921000	160	EN ENG NEER NG LLC	0136949	9/17/2019	0000134275	9000146060
AP00048569	00647531	$450.00	Construction - Labor-Misc. Services	921000	160	EN ENG NEER NG LLC	0138829	10/2/2019	0000134275	9000146596
AP00048569	00649067	$960.00	Construction - Labor-Misc. Services	921000	160	EN ENG NEER NG LLC	0142956	10/16/2019	0000134275	9000147173
AP00048765	00650705	$870.00	Construction - Labor-Misc. Services	921000	160	EN ENG NEER NG LLC	0144141	11/5/2019	0000134275	9000147981
AP00048942	00652998	$870.00	Construction - Labor-Misc. Services	921000	160	EN ENG NEER NG LLC	0143230	10/30/2019	0000134275	9000147725
AP00048987	00652998	$870.00	Construction - Labor-Misc. Services	921000	160	EN ENG NEER NG LLC	0143230	10/30/2019	0000134275	9000147725
AP00048987	00653875	$330.00	Construction - Labor-Misc. Services	921000	160	EN ENG NEER NG LLC	0143214	12/5/2019	0000134275	9000149032
AP00048968	00652998	($870.00)	Construction - Labor-Misc. Services	921000	160	EN ENG NEER NG LLC	0143230	10/30/2019	0000134275	9000147725
AP00048569	00649067	$124.47	Construction - Expenses-Misc. Services	921000	160	EN ENG NEER NG LLC	0142956	10/16/2019	0000134275	9000147173
AP00048344	00644860	$42.75	Construction - Expenses-Misc. Services	921000	160	EN ENG NEER NG LLC	0135125	9/5/2019	0000134283	9000145572
AP00048344	00644860	$2,052.75	Construction - Labor-Misc. Services	921000	160	EN ENG NEER NG LLC	0135125	9/5/2019	0000134283	9000145572
AP00048344	00645953	$483.00	Construction - Labor-Misc. Services	921000	160	EN ENG NEER NG LLC	0136947	9/17/2019	0000134283	9000146060
AP00048569	00649039	$161.00	Construction - Labor-Misc. Services	921000	160	EN ENG NEER NG LLC	0142500	10/16/2019	0000134283	9000147173
AP00048765	00650276	$885.50	Construction - Labor-Misc. Services	921000	160	EN ENG NEER NG LLC	0143228	10/30/2019	0000134283	9000147725
AP00048987	00654240	$322.00	Construction - Labor-Misc. Services	921000	160	EN ENG NEER NG LLC	0143211	12/5/2019	0000134283	9000149032
		$859,991.53								
AP00046210	00623900	$92.00	Engineering Services - Landfil	921000	160	STANLEY CONSULTANTS INC	0211681	1/23/2019	0000128106	9000137209
AP00046531	00627737	$652.50	Engineering Services - Assest	921000	160	STANLEY CONSULTANTS INC	0212596	3/1/2019	0000130479	9000138545
AP00046580	00627880	$6,129.00	Engineering Services - Landfil	921000	160	STANLEY CONSULTANTS INC	0212593	3/1/2019	0000128106	9000138545
AP00046739	00630061	$30,810.00	Engineering Services - Assest	921000	160	STANLEY CONSULTANTS INC	0213256	3/28/2019	0000130479	9000139612
AP00046923	00633123	$39,570.00	Engineering Services - Assest	921000	160	STANLEY CONSULTANTS INC	0214059	4/30/2019	0000130479	9000140898
AP00047323	00638756	$3,768.48	Engineering Services - Assest	921000	160	STANLEY CONSULTANTS INC	0215447	6/27/2019	0000130479	9000142959
		$81,021.98								
AP00046778	00632860	$5,537.03	4/7-4/9 Consulting Services/Ex	930204	086	J B TEMPLETON CONSULTING	JT0419013	4/24/2019		9000139712
AP00046965	00634803	$5,613.88	2/19 Consulting Services	930204	086	J B TEMPLETON CONSULTING	JT0419004	4/25/2019		9000139712
AP00046965	00634804	$2,800.00	Jan-Apr 2019 Consulting Fees	930204	086	J B TEMPLETON CONSULTING	JT0519001	5/13/2019		9000140228
		$13,950.91								
TOTAL ENGINEERING - OTHER		$1,370,340.51								
ACCOUNTING - ANNUAL AUDIT										
AP00046209	00624112	$45,000.00	Progress Billing - Audit 2018	923001	020	ERNST & YOUNG LLP	US0132206816	1/15/2019		9000135567
AP00046531	00627782	$1,611.78	Expenses - Audit 2018	923001	020	ERNST & YOUNG LLP	US01U000057413	3/1/2019		9000137102
AP00046531	00627782	$45,000.00	Progress Billing - Audit 2018	923001	020	ERNST & YOUNG LLP	US01U000057413	3/1/2019		9000137102
AP00046778	00632957	$15,563.00	Expenses - Audit 2018	923001	020	ERNST & YOUNG LLP	US01U000092568	4/15/2019		9000138935
AP00046778	00632957	$40,600.00	Progress Billing - Audit 2018	923001	020	ERNST & YOUNG LLP	US01U000092568	4/15/2019		9000138935
AP00048343	00646958	$45,000.00	Progress Billing - Audit 2019	923001	020	ERNST & YOUNG LLP	US01U000194339	9/6/2019		9000144471
AP00048942	00653344	$45,000.00	Progress Billing - Audit 2019	923001	020	ERNST & YOUNG LLP	US01U000251050	11/15/2019		9000147149
		$237,774.78								
ACCOUNTING - OTHER										
AP00046531	00627783	$332.50	12/29-2/1 Depreciation Study	923001	026	GANNETT FLEMING VALUATION AND	0643074129	2/22/2019		9000137125
AP00046778	00631901	$332.50	3/2-3/29 Depreciation Study	923001	026	GANNETT FLEMING VALUATION AND	0643074267	4/15/2019		9000138725
		$665.00								
AP00046165	00622168	$2,304.00	Accounting - Temporary Labor	923001	026	NESCO RESOURCE LLC	022990	12/24/2018	0000122249	9000136274
AP00046418	00627479	$1,382.40	Accounting - Temporary Labor	923001	026	NESCO RESOURCE LLC	028150	1/4/2019	0000122249	9000136793
AP00046778	00631686	$1,843.20	Accounting - Temporary Labor	923001	026	NESCO RESOURCE LLC	028824	1/8/2019	0000131951	9000138652
AP00046778	00631688	$2,304.00	Accounting - Temporary Labor	923001	026	NESCO RESOURCE LLC	031348	1/15/2019	0000131951	9000138652
AP00046778	00631689	$2,304.00	Accounting - Temporary Labor	923001	026	NESCO RESOURCE LLC	034656	1/22/2019	0000131951	9000138652
AP00046778	00631690	$2,304.00	Accounting - Temporary Labor	923001	026	NESCO RESOURCE LLC	037566	1/29/2019	0000131951	9000138652
AP00046778	00631691	$2,188.80	Accounting - Temporary Labor	923001	026	NESCO RESOURCE LLC	040847	2/5/2019	0000131951	9000138652
AP00046778	00631693	$2,304.00	Accounting - Temporary Labor	923001	026	NESCO RESOURCE LLC	045567	2/12/2019	0000131951	9000138652
AP00046778	00631696	$2,304.00	Accounting - Temporary Labor	923001	026	NESCO RESOURCE LLC	046406	2/19/2019	0000131951	9000138652
AP00046778	00631698	$2,073.60	Accounting - Temporary Labor	923001	026	NESCO RESOURCE LLC	049390	2/26/2019	0000131951	9000138652
AP00046778	00631699	$2,304.00	Accounting - Temporary Labor	923001	026	NESCO RESOURCE LLC	053175	3/5/2019	0000131951	9000138908
AP00046778	00631701	$2,304.00	Accounting - Temporary Labor	923001	026	NESCO RESOURCE LLC	056908	3/12/2019	0000131951	9000139202
AP00046778	00631703	$2,304.00	Accounting - Temporary Labor	923001	026	NESCO RESOURCE LLC	058250	3/19/2019	0000131951	9000139440
AP00046778	00631704	$2,304.00	Accounting - Temporary Labor	923001	026	NESCO RESOURCE LLC	060693	3/25/2019	0000131951	9000139714
AP00046778	00631705	$2,073.60	Accounting - Temporary Labor	923001	026	NESCO RESOURCE LLC	064053	4/2/2019	0000131951	9000139952
AP00046778	00631708	$2,304.00	Accounting - Temporary Labor	923001	026	NESCO RESOURCE LLC	066601	4/9/2019	0000131951	9000140230
AP00046778	00632300	$2,304.00	Accounting - Temporary Labor	923001	026	NESCO RESOURCE LLC	072637	4/23/2019	0000131951	9000140744

PSC DR1 Response 46.xlsx

Transaction Detail for Account 923001

Journal ID	Voucher	Amount	Description	Account	Dept	Supplier	Invoice	Invoice Date	PO No.	Payment
AP00046965	00634164	$2,304.00	Accounting - Temporary Labor	923001	026	NESCO RESOURCE LLC	075462	4/30/2019	0000131951	9000141009
AP00046965	00635110	$2,304.00	Accounting - Temporary Labor	923001	026	NESCO RESOURCE LLC	080250	5/8/2019	0000131951	9000141274
AP00046965	00635121	$1,843.20	Accounting - Temporary Labor	923001	026	NESCO RESOURCE LLC	069438	4/16/2019	0000131951	9000140476
AP00046965	00635205	$2,217.60	Accounting - Temporary Labor	923001	026	NESCO RESOURCE LLC	084710	5/21/2019	0000131951	9000141833
AP00046965	00635216	$2,304.00	Accounting - Temporary Labor	923001	026	NESCO RESOURCE LLC	083122	5/15/2019	0000131951	9000141555
AP00047163	00637262	$2,304.00	Accounting - Temporary Labor	923001	026	NESCO RESOURCE LLC	092933	6/11/2019	0000131951	9000142553
AP00047163	00637332	$1,843.20	Accounting - Temporary Labor	923001	026	NESCO RESOURCE LLC	086984	5/28/2019	0000131951	9000142086
AP00047163	00637333	$1,843.20	Accounting - Temporary Labor	923001	026	NESCO RESOURCE LLC	091445	6/4/2019	0000131951	9000142335
AP00047327	00639265	$2,304.00	Accounting - Temporary Labor	923001	026	NESCO RESOURCE LLC	101280	6/26/2019	0000131951	9000143042
AP00047327	00639274	$1,300.00	Accounting - Temporary Labor	923001	026	NESCO RESOURCE LLC	097287	6/18/2019	0000131951	9000142813
AP00047327	00639274	$2,188.80	Accounting - Temporary Labor	923001	026	NESCO RESOURCE LLC	097287	6/18/2019	0000131951	9000142813
AP00047327	00639275	$2,304.00	Accounting - Temporary Labor	923001	026	NESCO RESOURCE LLC	101607	7/1/2019	0000131951	9000143266
AP00047327	00640400	$1,382.40	Accounting - Temporary Labor	923001	026	NESCO RESOURCE LLC	105336	7/9/2019	0000131951	9000143508
AP00048099	00641548	$2,304.00	Accounting - Temporary Labor	923001	026	NESCO RESOURCE LLC	107738	7/16/2019	0000131951	9000143789
AP00048099	00641792	$2,304.00	Accounting - Temporary Labor	923001	026	NESCO RESOURCE LLC	114721	7/30/2019	0000131951	9000144247
AP00048099	00641803	$2,304.00	Accounting - Temporary Labor	923001	026	NESCO RESOURCE LLC	112205	7/23/2019	0000131951	9000144008
AP00048126	00642505	$2,304.00	Accounting - Temporary Labor	923001	026	NESCO RESOURCE LLC	118775	8/7/2019	0000131951	9000144448
AP00048126	00642821	$2,304.00	Accounting - Temporary Labor	923001	026	NESCO RESOURCE LLC	119093	8/13/2019	0000131951	9000144765
AP00048126	00644170	$2,304.00	Accounting - Temporary Labor	923001	026	NESCO RESOURCE LLC	124142	8/21/2019	0000131951	9000144983
AP00048126	00644175	$2,304.00	Accounting - Temporary Labor	923001	026	NESCO RESOURCE LLC	126954	8/28/2019	0000131951	9000145280
AP00048344	00645054	$1,843.20	Accounting - Temporary Labor	923001	026	NESCO RESOURCE LLC	129017	9/4/2019	0000131951	9000145526
AP00048344	00645149	$1,843.20	Accounting - Temporary Labor	923001	026	NESCO RESOURCE LLC	131639	9/10/2019	0000131951	9000145786
AP00048344	00646185	$2,304.00	Accounting - Temporary Labor	923001	026	NESCO RESOURCE LLC	134683	9/17/2019	0000131951	9000146015
AP00048395	00646852	$2,304.00	Accounting - Temporary Labor	923001	026	NESCO RESOURCE LLC	138867	9/25/2019	0000131951	9000146296
AP00048569	00649563	$2,304.00	Accounting - Temporary Labor	923001	026	NESCO RESOURCE LLC	146664	10/16/2019	0000131951	9000147121
AP00048669	00649883	$2,304.00	Accounting - Temporary Labor	923001	026	NESCO RESOURCE LLC	144107	10/9/2019	0000131951	9000146845
AP00048669	00649889	$1,843.20	Accounting - Temporary Labor	923001	026	NESCO RESOURCE LLC	149514	10/23/2019	0000131951	9000147439
AP00048765	00650487	$1,382.40	Accounting - Temporary Labor	923001	026	NESCO RESOURCE LLC	151201	10/29/2019	0000131951	9000147672
AP00048765	00651042	$2,304.00	Accounting - Temporary Labor	923001	026	NESCO RESOURCE LLC	155011	11/6/2019	0000131951	9000147938
AP00048765	00651572	$2,304.00	Accounting - Temporary Labor	923001	026	NESCO RESOURCE LLC	157243	11/13/2019	0000131951	9000148182
AP00048942	00652769	$2,304.00	Accounting - Temporary Labor	923001	026	NESCO RESOURCE LLC	160068	11/20/2019	0000131951	9000148472
AP00048987	00654831	$2,304.00	Accounting - Temporary Labor	923001	026	NESCO RESOURCE LLC	162338	11/26/2019	0000131951	9000148735
AP00048987	00654839	$1,382.40	Accounting - Temporary Labor	923001	026	NESCO RESOURCE LLC	164858	12/3/2019	0000131951	9000148986
AP00048987	00655814	$2,304.00	Accounting - Temporary Labor	923001	026	NESCO RESOURCE LLC	139879	10/1/2019	0000131951	9000148182
		$108,810.40								
AP00046210	00622861	$641.96	Accounting - Temporary Labor	921000	026	ROBERT HALF NTERNATIONAL INC	52540916	1/3/2019		9000134749
AP00048987	00656123	$432.48	Accounting - Temporary Labor	923001	026	ROBERT HALF NTERNATIONAL INC	54950053	12/18/2019		9000148193
AP00048987	00656124	$1,081.20	Accounting - Temporary Labor	923001	026	ROBERT HALF NTERNATIONAL INC	54988371	12/24/2019		9000148193
AP00048987	00656125	$648.72	Accounting - Temporary Labor	923001	026	ROBERT HALF NTERNATIONAL INC	55012098	12/30/2019		9000148193
		$2,804.36								
TOTAL ACCOUNTING - OTHER		$112,279.76								
OTHER PROFESSIONAL SERVICES										
AP00046778	00631030	$2,145.00	Consulting Services - assist in develop new rate offering	908000	063	CATALYST CONSULTING LLC	190108	2/1/2019	0000121549	9000138196
AP00046965	00633844	$1,365.00	Consulting Services - assist in develop new rate offering	908000	063	CATALYST CONSULTING LLC	190411	5/1/2019	0000121549	9000141077
AP00047054	00636283	$1,657.50	Consulting Services - assist in develop new rate offering	908000	063	CATALYST CONSULTING LLC	190308	4/1/2019	0000121549	9000140532
AP00047069	00636583	$1,267.50	Consulting Services - assist in develop new rate offering	908000	063	CATALYST CONSULTING LLC	190510	6/1/2019	0000121549	9000142139
AP00047327	00640244	$1,852.50	Consulting Services - assist in develop new rate offering	908000	063	CATALYST CONSULTING LLC	190610	7/1/2019	0000121549	9000143311
AP00048126	00642409	$1,072.50	Consulting Services - assist in develop new rate offering	908000	063	CATALYST CONSULTING LLC	190710	8/3/2019	0000121549	9000144300
AP00046778	00631030	$12.00	Travel, Printing, Shipping Exp. - assist in develop new rate offering	908000	063	CATALYST CONSULTING LLC	190108	2/1/2019	0000121549	9000138196
AP00046965	00633844	$98.60	Travel, Printing, Shipping Exp. - assist in develop new rate offering	908000	063	CATALYST CONSULTING LLC	190411	5/1/2019	0000121549	9000141077
AP00047327	00640244	$98.60	Travel, Printing, Shipping Exp. - assist in develop new rate offering	908000	063	CATALYST CONSULTING LLC	190610	7/1/2019	0000121549	9000143311
AP00048126	00642409	$98.60	Travel, Printing, Shipping Exp. - assist in develop new rate offering	908000	063	CATALYST CONSULTING LLC	190710	8/3/2019	0000121549	9000144300
		$9,667.80								
AP00046415	00626510	$7,000.00	DSM Analysis and Development	908000	069	JOHN FARLEY CONSULTING LLC	1281	2/13/2019	0000124749	9000137053
AP00046965	00634620	$7,000.00	DSM Analysis and Development	908000	069	JOHN FARLEY CONSULTING LLC	1283	4/30/2019	0000124749	9000139675
AP00047327	00639213	$6,392.80	DSM Analysis and Development	908000	069	JOHN FARLEY CONSULTING LLC	1285	7/3/2019	0000134100	9000142308
AP00048126	00643306	$7,000.00	DSM Analysis and Development	908000	069	JOHN FARLEY CONSULTING LLC	1286	8/16/2019	0000134100	9000143760
		$27,392.80								
AP00047069	00636417	$8,609.75	EV Case Study	908000	069	NO CAROL NA ADVANCED ENERGY CORP	AE41947	5/31/2019	0000132254	9000142158
AP00048569	00648158	$36,690.25	EV Case Study	908000	069	NO CAROL NA ADVANCED ENERGY CORP	AE42131	10/4/2019	0000132254	9000146615

PSC DR1 Response 46.xlsx

Transaction Detail for Account 923001

Journal ID	Voucher	Amount	Description	Account	Dept	Supplier	Invoice	Invoice Date	PO No.	Payment
AP00048569	00648158	$1,000.00	EV Case Study	908000	069	NO CAROL NA ADVANCED ENERGY CORP	AE42131	10/4/2019	0000132254	9000146615
		$46,300.00								
AP00048569	00647844	$261.29	Economic Development - Temporary Labor	908000	063	NESCO RESOURCE LLC	129007	9/4/2019		9000144983
AP00048569	00647842	$508.00	Economic Development - Temporary Labor	908000	063	NESCO RESOURCE LLC	134673	9/17/2019		9000145526
AP00048569	00647843	$1,016.00	Economic Development - Temporary Labor	908000	063	NESCO RESOURCE LLC	131631	9/10/2019		9000145280
AP00048569	00647844	$571.50	Economic Development - Temporary Labor	908000	063	NESCO RESOURCE LLC	129007	9/4/2019		9000144983
AP00046409	00624960	$508.00	Economic Development - Temporary Labor	908000	063	NESCO RESOURCE LLC	034651	1/22/2019	0000126667	9000136793
AP00046409	00624962	$889.00	Economic Development - Temporary Labor	908000	063	NESCO RESOURCE LLC	037560	1/29/2019	0000126667	9000137305
AP00046409	00624962	$0.00	Economic Development - Temporary Labor	908000	063	NESCO RESOURCE LLC	037560	1/29/2019	0000126667	9000137082
AP00046409	00624963	$190.50	Economic Development - Temporary Labor	908000	063	NESCO RESOURCE LLC	037568	1/29/2019	0000126667	9000137082
AP00046409	00624963	$0.00	Economic Development - Temporary Labor	908000	063	NESCO RESOURCE LLC	037568	1/29/2019	0000126667	9000137305
AP00046409	00624964	$2,032.00	Economic Development - Temporary Labor	908000	063	NESCO RESOURCE LLC	031342	1/15/2019	0000126667	9000136531
AP00046409	00624965	$127.00	Economic Development - Temporary Labor	908000	063	NESCO RESOURCE LLC	028826	1/8/2019	0000126667	9000136274
AP00046409	00624966	$508.00	Economic Development - Temporary Labor	908000	063	NESCO RESOURCE LLC	028820	1/8/2019	0000126667	9000136274
AP00046415	00625767	$254.00	Economic Development - Temporary Labor	908000	063	NESCO RESOURCE LLC	040849	2/5/2019	0000126667	9000137305
AP00046415	00626381	$1,016.00	Economic Development - Temporary Labor	908000	063	NESCO RESOURCE LLC	045561	2/12/2019	0000126667	9000137606
AP00046415	00626382	$127.00	Economic Development - Temporary Labor	908000	063	NESCO RESOURCE LLC	045569	2/12/2019	0000126667	9000137606
AP00046415	00626387	$1,016.00	Economic Development - Temporary Labor	908000	063	NESCO RESOURCE LLC	046400	2/19/2019	0000126667	9000137870
AP00046415	00626388	$63.50	Economic Development - Temporary Labor	908000	063	NESCO RESOURCE LLC	046408	2/19/2019	0000126667	9000137870
AP00046531	00627441	$698.50	Economic Development - Temporary Labor	908000	063	NESCO RESOURCE LLC	049384	2/26/2019	0000126667	9000138151
AP00046531	00627442	$127.00	Economic Development - Temporary Labor	908000	063	NESCO RESOURCE LLC	049392	2/26/2019	0000126667	9000138151
AP00046580	00628284	$1,016.00	Economic Development - Temporary Labor	908000	063	NESCO RESOURCE LLC	040842	2/5/2019	0000126667	9000137305
AP00046580	00628285	$1,016.00	Economic Development - Temporary Labor	908000	063	NESCO RESOURCE LLC	053167	3/5/2019	0000126667	9000138392
AP00046580	00628995	$889.00	Economic Development - Temporary Labor	908000	063	NESCO RESOURCE LLC	056900	3/12/2019	0000126667	9000138652
AP00046580	00628996	$190.50	Economic Development - Temporary Labor	908000	063	NESCO RESOURCE LLC	056910	3/12/2019	0000126667	9000138652
AP00046580	00629268	$1,016.00	Economic Development - Temporary Labor	908000	063	NESCO RESOURCE LLC	058242	3/19/2019	0000126667	9000138908
AP00046778	00630529	$1,016.00	Economic Development - Temporary Labor	908000	063	NESCO RESOURCE LLC	060685	3/25/2019	0000126667	9000138908
AP00046778	00630530	$317.50	Economic Development - Temporary Labor	908000	063	NESCO RESOURCE LLC	060695	3/25/2019	0000126667	9000138908
AP00046778	00630735	$1,016.00	Economic Development - Temporary Labor	908000	063	NESCO RESOURCE LLC	064044	4/2/2019	0000126667	9000139440
AP00046778	00630736	$254.00	Economic Development - Temporary Labor	908000	063	NESCO RESOURCE LLC	064055	4/2/2019	0000126667	9000139440
AP00046778	00631249	$508.00	Economic Development - Temporary Labor	908000	063	NESCO RESOURCE LLC	066591	4/9/2019	0000126667	9000139714
AP00046778	00631250	$127.00	Economic Development - Temporary Labor	908000	063	NESCO RESOURCE LLC	066603	4/9/2019	0000126667	9000139714
AP00046778	00631545	$190.50	Economic Development - Temporary Labor	908000	063	NESCO RESOURCE LLC	016155	12/5/2018	0000126667	9000138652
AP00046778	00632297	$508.00	Economic Development - Temporary Labor	908000	063	NESCO RESOURCE LLC	072627	4/23/2019	0000126667	9000140230
AP00046965	00635097	$1,066.00	Economic Development - Temporary Labor	908000	063	NESCO RESOURCE LLC	080233	5/8/2019	0000126667	9000140744
AP00046965	00635098	$127.00	Economic Development - Temporary Labor	908000	063	NESCO RESOURCE LLC	080252	5/8/2019	0000126667	9000140744
AP00046965	00635119	$1,016.00	Economic Development - Temporary Labor	908000	063	NESCO RESOURCE LLC	069429	4/16/2019	0000126667	9000139952
AP00047163	00637246	$127.00	Economic Development - Temporary Labor	908000	063	NESCO RESOURCE LLC	092935	6/11/2019	0000126667	9000142086
AP00047163	00637248	$635.00	Economic Development - Temporary Labor	908000	063	NESCO RESOURCE LLC	075464	4/30/2019	0000126667	9000140744
AP00047163	00637250	$381.00	Economic Development - Temporary Labor	908000	063	NESCO RESOURCE LLC	069440	4/16/2019	0000126667	9000140744
AP00047163	00637259	$1,524.00	Economic Development - Temporary Labor	908000	063	NESCO RESOURCE LLC	083108	5/15/2019	0000126667	9000141009
AP00047323	00638769	$1,016.00	Economic Development - Temporary Labor	908000	063	NESCO RESOURCE LLC	084696	5/21/2019	0000126667	9000141274
AP00047323	00638770	$1,016.00	Economic Development - Temporary Labor	908000	063	NESCO RESOURCE LLC	075447	4/30/2019	0000126667	9000141274
AP00047323	00638771	$1,524.00	Economic Development - Temporary Labor	908000	063	NESCO RESOURCE LLC	086971	5/28/2019	0000126667	9000141555
AP00047323	00638772	$508.00	Economic Development - Temporary Labor	908000	063	NESCO RESOURCE LLC	091436	6/4/2019	0000126667	9000141833
AP00047327	00639298	$63.50	Economic Development - Temporary Labor	908000	063	NESCO RESOURCE LLC	097289	6/18/2019	0000126667	9000142335
AP00047327	00639299	$1,016.00	Economic Development - Temporary Labor	908000	063	NESCO RESOURCE LLC	097276	6/18/2019	0000126667	9000142335
AP00047327	00639301	$508.00	Economic Development - Temporary Labor	908000	063	NESCO RESOURCE LLC	092921	6/11/2019	0000126667	9000142086
AP00047327	00640387	$508.00	Economic Development - Temporary Labor	908000	063	NESCO RESOURCE LLC	105328	7/9/2019	0000126667	9000143042
AP00047338	00640679	$444.50	Economic Development - Temporary Labor	908000	063	NESCO RESOURCE LLC	107728	7/16/2019	0000126667	9000143266
AP00048099	00641492	$825.50	Economic Development - Temporary Labor	908000	063	NESCO RESOURCE LLC	112196	7/23/2019	0000126667	9000143508
AP00048099	00641787	$508.00	Economic Development - Temporary Labor	908000	063	NESCO RESOURCE LLC	114709	7/30/2019	0000126667	9000143789
AP00048126	00642940	$127.00	Economic Development - Temporary Labor	908000	063	NESCO RESOURCE LLC	118777	8/7/2019	0000126667	9000144008
AP00048344	00645351	$508.00	Economic Development - Temporary Labor	908000	063	NESCO RESOURCE LLC	124130	8/21/2019	0000126667	9000144448
AP00048344	00645352	$1,016.00	Economic Development - Temporary Labor	908000	063	NESCO RESOURCE LLC	126943	8/28/2019	0000126667	9000144765
AP00048344	00645353	$105.00	Economic Development - Temporary Labor	908000	063	NESCO RESOURCE LLC	126956	8/28/2019	0000126667	9000144765
AP00048344	00645353	$85.50	Economic Development - Temporary Labor	908000	063	NESCO RESOURCE LLC	126956	8/28/2019	0000126667	9000144765
AP00048344	00645460	$1,016.00	Economic Development - Temporary Labor	908000	063	NESCO RESOURCE LLC	119095	8/13/2019	0000126667	9000144247
AP00048344	00645461	$508.00	Economic Development - Temporary Labor	908000	063	NESCO RESOURCE LLC	119085	8/13/2019	0000126667	9000144247
AP00048395	00646672	$127.00	Economic Development - Temporary Labor	908000	063	NESCO RESOURCE LLC	134685	9/17/2019	0000126667	9000145526
AP00048395	00646673	$825.50	Economic Development - Temporary Labor	908000	063	NESCO RESOURCE LLC	118764	8/7/2019	0000126667	9000144448
AP00046409	00624960	$957.78	Economic Development - Temp Labor - Meals/Miles Reimburs	908000	063	NESCO RESOURCE LLC	034651	1/22/2019	0000126667	9000136793
AP00046580	00628284	$125.21	Economic Development - Temp Labor - Meals/Miles Reimburs	908000	063	NESCO RESOURCE LLC	040842	2/5/2019	0000126667	9000137305

PSC DR1 Response 46.xlsx

Transaction Detail for Account 923001

Journal ID	Voucher	Amount	Description	Account	Dept	Supplier	Invoice	Invoice Date	PO No.	Payment
AP00046580	00628285	$102.15	Economic Development - Temp Labor - Meals/Miles Reimburs	908000	063	NESCO RESOURCE LLC	053167	3/5/2019	0000126667	9000138392
AP00046778	00630735	$554.31	Economic Development - Temp Labor - Meals/Miles Reimburs	908000	063	NESCO RESOURCE LLC	064044	4/2/2019	0000126667	9000139440
AP00047327	00639301	$779.15	Economic Development - Temp Labor - Meals/Miles Reimburs	908000	063	NESCO RESOURCE LLC	092921	6/11/2019	0000126667	9000142086
AP00047327	00640387	$50.00	Economic Development - Temp Labor - Meals/Miles Reimburs	908000	063	NESCO RESOURCE LLC	105328	7/9/2019	0000126667	9000143042
AP00048395	00646673	$167.42	Economic Development - Temp Labor - Meals/Miles Reimburs	908000	063	NESCO RESOURCE LLC	118764	8/7/2019	0000126667	9000144448
AP00049008	00656241	$587.12	Economic Development - Temp Labor - Meals/Miles Reimburs	908000	063	NESCO RESOURCE LLC	138859	9/25/2019	0000126667	9000148182
		$38,432.43								
AP00048344	00645169	$2,889.42	Marketing Services - Temporary Labor	908000	064	NESCO RESOURCE LLC	126947	8/28/2019	0000134576	9000145280
AP00048344	00645225	$920.75	Marketing Services - Temporary Labor	908000	064	NESCO RESOURCE LLC	124134	8/21/2019	0000134576	9000144983
AP00048344	00645169	$814.32	Marketing Services - Temporary Labor - Mileage	908000	064	NESCO RESOURCE LLC	126947	8/28/2019	0000134576	9000145280
AP00048344	00645225	$300.44	Marketing Services - Temporary Labor - Mileage	908000	064	NESCO RESOURCE LLC	124134	8/21/2019	0000134576	9000144983
		$4,924.93								
AP00048987	00653699	$47,405.00	Corporate Cyber Assessment	921000	089	CROWE LLP	7202292729	12/6/2019	0000133364	9000147398
AP00046210	00623382	$4,516.40	HQ Security Serv May 2018 to April 2019	921000	032	RA E CLARK DETECTIVE AGENCY INC	EKPCORP025	1/11/2019	0000124898	9000135800
AP00046210	00624282	$3,458.56	HQ Security Serv May 2018 to April 2019	921000	032	RA E CLARK DETECTIVE AGENCY INC	EKPCORP026	1/25/2019	0000124898	9000136272
AP00046531	00627647	$3,458.56	HQ Security Serv May 2018 to April 2019	921000	032	RA E CLARK DETECTIVE AGENCY INC	EKPCORP027	2/8/2019	0000124898	9000136792
AP00046531	00627649	$3,458.56	HQ Security Serv May 2018 to April 2019	921000	032	RA E CLARK DETECTIVE AGENCY INC	EKPCORP028	2/22/2019	0000124898	9000137303
AP00046580	00629478	$3,397.77	HQ Security Serv May 2018 to April 2019	921000	032	RA E CLARK DETECTIVE AGENCY INC	EKPCORP030	3/22/2019	0000124898	9000138390
AP00046778	00631300	$3,458.56	HQ Security Serv May 2018 to April 2019	921000	032	RA E CLARK DETECTIVE AGENCY INC	EKPCORP031	4/5/2019	0000124898	9000138906
AP00046778	00631808	$3,510.44	HQ Security Serv May 2018 to April 2019	921000	032	RA E CLARK DETECTIVE AGENCY INC	EKPCORP032	4/19/2019	0000124898	9000139438
AP00046923	00633359	$3,458.56	HQ Security Serv May 2018 to April 2019	921000	032	RA E CLARK DETECTIVE AGENCY INC	EKPCORP033	5/3/2019	0000124898	9000139950
AP00047156	00637601	$3,458.56	Security services for May 2019 to April 2020	921000	032	RA E CLARK DETECTIVE AGENCY INC	EKPCOPR029	3/8/2019	0000132823	
AP00047156	00637601	$0.00	Security services for May 2019 to April 2020	921000	032	RA E CLARK DETECTIVE AGENCY INC	EKPCOPR029	3/8/2019	0000132823	9000141007
AP00047163	00637670	$3,795.60	Security services for May 2019 to April 2020	921000	032	RA E CLARK DETECTIVE AGENCY INC	EKPCORP036	6/14/2019	0000132823	9000141553
AP00047163	00637889	$0.00	Security services for May 2019 to April 2020	921000	032	RA E CLARK DETECTIVE AGENCY INC	EKPCORP034	5/17/2019	0000132823	9000141007
AP00047163	00637889	$3,628.88	Security services for May 2019 to April 2020	921000	032	RA E CLARK DETECTIVE AGENCY INC	EKPCORP034	5/17/2019	0000132823	9000141273
AP00047163	00637890	$0.00	Security services for May 2019 to April 2020	921000	032	RA E CLARK DETECTIVE AGENCY INC	EKPCORP035	5/31/2019	0000132823	9000141007
AP00047163	00637890	$3,525.12	Security services for May 2019 to April 2020	921000	032	RA E CLARK DETECTIVE AGENCY INC	EKPCORP035	5/31/2019	0000132823	9000141273
AP00047163	00638155	$0.00	Security services for May 2019 to April 2020	921000	032	RA E CLARK DETECTIVE AGENCY INC	EKPCOPR029	3/8/2019	0000132823	9000141007
AP00047163	00638155	$3,458.56	Security services for May 2019 to April 2020	921000	032	RA E CLARK DETECTIVE AGENCY INC	EKPCOPR029	3/8/2019	0000132823	9000141273
AP00047163	00638307	$3,525.12	Security services for May 2019 to April 2020	921000	032	RA E CLARK DETECTIVE AGENCY INC	EKPCORP037	6/28/2019	0000132823	9000142085
AP00047325	00637601	$0.00	Security services for May 2019 to April 2020	921000	032	RA E CLARK DETECTIVE AGENCY INC	EKPCOPR029	3/8/2019	0000132823	9000141007
AP00047325	00637601	($3,458.56)	Security services for May 2019 to April 2020	921000	032	RA E CLARK DETECTIVE AGENCY INC	EKPCOPR029	3/8/2019	0000132823	
AP00047670	00640697	$3,795.60	Security services for May 2019 to April 2020	921000	032	RA E CLARK DETECTIVE AGENCY INC	EKPCORP038	7/12/2019	0000132823	9000142552
AP00048099	00641545	$4,019.44	Security services for May 2019 to April 2020	921000	032	RA E CLARK DETECTIVE AGENCY INC	EKPCORP039	7/26/2019	0000132823	9000143041
AP00048126	00643362	$3,525.12	HQ Security Serv May 2018 to April 2019	921000	032	RA E CLARK DETECTIVE AGENCY INC	EKPCORP041	8/23/2019	0000124898	9000144007
AP00048126	00643667	$4,259.92	HQ Security Serv May 2018 to April 2019	921000	032	RA E CLARK DETECTIVE AGENCY INC	EKPCORP040	8/9/2019	0000124898	9000143507
AP00048344	00644613	$3,525.12	Security services for May 2019 to April 2020	921000	032	RA E CLARK DETECTIVE AGENCY INC	EKPCORP042	9/6/2019	0000132823	9000144447
AP00048344	00645809	$3,795.60	Security services for May 2019 to April 2020	921000	032	RA E CLARK DETECTIVE AGENCY INC	EKPCORP043	9/20/2019	0000132823	9000144982
AP00048569	00647588	$3,635.28	Security services for May 2019 to April 2020	921000	032	RA E CLARK DETECTIVE AGENCY INC	EKPCORP044	10/4/2019	0000132823	9000145525
AP00048569	00648349	$3,525.12	Security services for May 2019 to April 2020	921000	032	RA E CLARK DETECTIVE AGENCY INC	EKPCORP045	10/18/2019	0000132823	9000146014
AP00048765	00652238	$3,525.12	Security services for May 2019 to April 2020	921000	032	RA E CLARK DETECTIVE AGENCY INC	EKPCORP048	11/29/2019	0000132823	9000147670
AP00046210	00623000	$10,336.32	Dale Security Services 5/1/18	921000	200	RA E CLARK DETECTIVE AGENCY INC	EKPDALE025	1/11/2019	0000124897	9000135800
AP00046210	00624160	$9,078.72	Dale Security Services 5/1/18	921000	200	RA E CLARK DETECTIVE AGENCY INC	EKPDALE026	1/25/2019	0000124897	9000136272
AP00046415	00625669	$9,078.72	Dale Security Services 5/1/18	921000	200	RA E CLARK DETECTIVE AGENCY INC	EKPDALE027	2/8/2019	0000124897	9000136792
AP00046415	00626378	$9,078.72	Dale Security Services 5/1/18	921000	200	RA E CLARK DETECTIVE AGENCY INC	EKPDALE028	2/22/2019	0000124897	9000137303
AP00046580	00629238	$11,081.79	Dale Security Services 5/1/18	921000	200	RA E CLARK DETECTIVE AGENCY INC	EKPDALE030	3/22/2019	0000124897	9000138390
AP00046778	00630697	$9,078.72	Dale Security Services 5/1/18	921000	200	RA E CLARK DETECTIVE AGENCY INC	EKPDALE031	4/5/2019	0000124897	9000138906
AP00046778	00631806	$9,738.90	Dale Security Services 5/1/18	921000	200	RA E CLARK DETECTIVE AGENCY INC	EKPDALE032	4/19/2019	0000124897	9000139438
AP00046778	00631807	$9,078.72	Dale Security Services 5/1/18	921000	200	RA E CLARK DETECTIVE AGENCY INC	EKPDALE029	3/8/2019	0000124897	9000138651
AP00046923	00633360	$5,189.68	Contingency Dollars	921000	200	RA E CLARK DETECTIVE AGENCY INC	EKPDALE033	5/3/2019	0000124897	9000139950
AP00046923	00633360	$3,889.04	Dale Security Services 5/1/18	921000	200	RA E CLARK DETECTIVE AGENCY INC	EKPDALE033	5/3/2019	0000124897	9000139950
AP00047054	00636225	$0.00	Dale Security Services 5/1/201	921000	200	RA E CLARK DETECTIVE AGENCY INC	EKPDALE035	5/31/2019	0000132822	9000141007
AP00047054	00636225	$9,787.84	Dale Security Services 5/1/201	921000	200	RA E CLARK DETECTIVE AGENCY INC	EKPDALE035	5/31/2019	0000132822	9000141273
AP00047069	00636492	$9,253.44	Contingency Dollars	921000	200	RA E CLARK DETECTIVE AGENCY INC	EKPDALE034	5/17/2019	0000124897	9000140474
AP00047163	00636951	$9,574.08	Dale Security Services 5/1/201	921000	200	RA E CLARK DETECTIVE AGENCY INC	EKPDALE036	6/14/2019	0000132822	9000141553
AP00047163	00638305	$9,253.44	Dale Security Services 5/1/201	921000	200	RA E CLARK DETECTIVE AGENCY INC	EKPDALE037	6/28/2019	0000132822	9000142085
AP00047327	00639841	$10,001.60	Dale Security Services 5/1/201	921000	200	RA E CLARK DETECTIVE AGENCY INC	EKPDALE038	7/12/2019	0000132822	9000142552
AP00047670	00640763	$9,253.44	Dale Security Services 5/1/201	921000	200	RA E CLARK DETECTIVE AGENCY INC	EKPDALE039	7/26/2019	0000132822	9000143041
AP00048126	00642172	$9,253.44	Dale Security Services 5/1/201	921000	200	RA E CLARK DETECTIVE AGENCY INC	EKPDALE040	8/9/2019	0000132822	9000143507
AP00048126	00643652	$9,320.24	Dale Security Services 5/1/201	921000	200	RA E CLARK DETECTIVE AGENCY INC	EKPDALE041	8/23/2019	0000132822	9000144007
AP00048344	00645270	$9,253.44	Dale Security Services 5/1/201	921000	200	RA E CLARK DETECTIVE AGENCY INC	EKPDALE042	9/6/2019	0000132822	9000144447

PSC DR1 Response 46.xlsx

Transaction Detail for Account 923001

Journal ID	Voucher	Amount	Description	Account	Dept	Supplier	Invoice	Invoice Date	PO No.	Payment
AP00048344	00645539	$9,574.08	Dale Security Services 5/1/201	921000	200	RA E CLARK DETECTIVE AGENCY INC	EKPDALE043	9/20/2019	0000132822	9000144982
AP00048558	00647233	$9,253.44	Dale Security Services 5/1/201	921000	200	RA E CLARK DETECTIVE AGENCY INC	EKPDALE044	10/4/2019	0000132822	9000145525
AP00048569	00648423	$9,253.44	Dale Security Services 5/1/201	921000	200	RA E CLARK DETECTIVE AGENCY INC	EKPDALE045	10/18/2019	0000132822	9000146014
AP00048569	00649430	$9,787.84	Dale Security Services 5/1/201	921000	200	RA E CLARK DETECTIVE AGENCY INC	EKPDALE046	11/1/2019	0000132822	9000146544
AP00048765	00651537	$9,775.30	Dale Security Services 5/1/201	921000	200	RA E CLARK DETECTIVE AGENCY INC	EKPDALE047	11/15/2019	0000132822	9000147120
AP00048942	00652844	$8,482.32	Dale Security Services 5/1/201	921000	200	RA E CLARK DETECTIVE AGENCY INC	EKPDALE048	11/29/2019	0000132822	9000147670
AP00048987	00654212	$7,978.40	Dale Security Services 5/1/201	921000	200	RA E CLARK DETECTIVE AGENCY INC	EKPDALE049	12/13/2019	0000132822	9000148181
AP00048987	00654985	$7,077.78	Dale Security Services 5/1/201	921000	200	RA E CLARK DETECTIVE AGENCY INC	EKPDALE050	12/27/2019	0000132822	9000148984
AP00048987	00654985	$0.00	Dale Security Services 5/1/201	921000	200	RA E CLARK DETECTIVE AGENCY INC	EKPDALE050	12/27/2019	0000132822	9000148734
		$322,019.90								
AP00046415	00626456	$5,474.00	Consulting Fees for market review	921000	047	MERCER NC	199610028528	2/13/2019	0000115246	9000138124
AP00046778	00631465	$7,847.00	Consulting Fees for market review	921000	047	MERCER NC	199610028943	3/13/2019	0000132436	9000139170
AP00047069	00636444	$12,841.00	Consulting Fees for market review	921000	047	MERCER NC	199610029797	5/17/2019	0000132436	9000141520
AP00047327	00639143	$4,042.00	Consulting Fees for market review	921000	047	MERCER NC	199610030139	6/6/2019	0000132436	9000142315
AP00048099	00641725	$2,448.00	Consulting Fees for market review	921000	047	MERCER NC	199610030921	8/6/2019	0000132436	9000143239
AP00048344	00645526	$3,553.00	Consulting Fees for market review	921000	047	MERCER NC	199610031281	9/12/2019	0000132436	9000144738
AP00048558	00647237	$1,382.00	Consulting Fees for market review	921000	047	MERCER NC	199610031739	10/3/2019	0000132436	9000145493
AP00048987	00655035	$2,011.00	Consulting Fees for market review	921000	047	MERCER NC	199610032529	12/18/2019	0000132436	9000148439
		$39,598.00								
AP00048593	00650142	$15,548.00	Professional Services	921000	021	NATIONAL RURAL UT LIT ES COOPERATIVE	71343	10/30/2019		9000145962
AP00046210	00623499	$8,412.50	Cost of Service Study and Rate Design - 2018 project	921000	073	POWER SYSTEM ENG NEER NG INC	9029048	1/15/2019	0000121881	9000135688
AP00046415	00625953	$4,388.75	Cost of Service Study and Rate Design - 2018 project	921000	073	POWER SYSTEM ENG NEER NG INC	9029163	2/12/2019	0000121881	9000136680
AP00046778	00631629	$4,200.00	Cost of Service Study and Rate Design - 2018 project	921000	073	POWER SYSTEM ENG NEER NG INC	9029894	4/17/2019	0000121881	9000139357
AP00047163	00637877	$6,296.25	Cost of Service Study and Rate Design - 2018 project	921000	073	POWER SYSTEM ENG NEER NG INC	9030368	6/14/2019	0000121881	9000141448
AP00047163	00637881	$950.00	Cost of Service Study and Rate Design - 2018 project	921000	073	POWER SYSTEM ENG NEER NG INC	9030148	5/15/2019	0000121881	9000140887
AP00048099	00641410	$3,060.00	Cost of Service Study and Rate Design - 2018 project	921000	073	POWER SYSTEM ENG NEER NG INC	9030765	7/21/2019	0000121881	9000142730
AP00048569	00649307	$2,535.00	Cost of Service Study and Rate Design - 2018 project	921000	073	POWER SYSTEM ENG NEER NG INC	9031505	10/14/2019	0000121881	9000145688
AP00048765	00651685	$995.00	Cost of Service Study and Rate Design - 2018 project	921000	073	POWER SYSTEM ENG NEER NG INC	9031738	11/13/2019	0000121881	9000147007
		$30,837.50								
AP00047327	00640114	$1,600.00	Environmental - KPDES Renewal Application Samp	923001	172	KENVIRONS NC	20190453	6/6/2019	0000132262	9000141763
AP00046778	00631902	$14,027.00	Finance - FY 2018 ASC 715 Retiree Valuation	923001	020	MERCER NC	097910003111	2/15/2019		9000138618
AP00046778	00631903	$11,286.00	Finance - ASC 715 Retiree Valuation	923001	020	MERCER NC	097910003148	3/26/2019		9000138618
AP00046778	00632986	$1,400.00	Finance - ASC 715 Retiree Valuation	923001	020	MERCER NC	097910003178	4/29/2019		9000138876
		$26,713.00								
AP00046210	00622826	$7,500.00	Lobbying - January 2019 - Retainer	923001	075	SMITH-FREE GROUP LLC	19009	1/1/2019		9000135331
AP00046409	00625180	$7,500.00	Lobbying - February 2019 - Retainer	923001	075	SMITH-FREE GROUP LLC	19039	2/1/2019		9000136605
AP00046531	00627776	$7,500.00	Lobbying - 3/19 Consulting Services	923001	075	SMITH-FREE GROUP LLC	19072	3/1/2019		9000137688
AP00046778	00630995	$7,500.00	Lobbying - 4/19 Consulting Services	923001	075	SMITH-FREE GROUP LLC	19100	4/1/2019		9000138726
AP00046965	00635147	$623.31	Lobbying - 3/19 Lobbying Expenses	923001	075	SMITH-FREE GROUP LLC	19134	5/1/2019		9000140017
AP00046965	00635147	$7,500.00	Lobbying - 5/19 Retainer	923001	075	SMITH-FREE GROUP LLC	19134	5/1/2019		9000140017
AP00047054	00636015	$841.71	Lobbying - 4/19 Lobbying Expenses	923001	075	SMITH-FREE GROUP LLC	19161	6/1/2019		9000141091
AP00047054	00636015	$7,500.00	Lobbying - 6/19 Retainer	923001	075	SMITH-FREE GROUP LLC	19161	6/1/2019		9000141091
AP00048126	00642891	$7,500.00	Lobbying - 8/19 Consulting Services	923001	075	SMITH-FREE GROUP LLC	19224	8/1/2019		9000143326
AP00048569	00647667	$7,500.00	Lobbying - 10/19 Consulting Services	923001	075	SMITH-FREE GROUP LLC	19282	10/1/2019		9000145042
AP00048765	00651369	$7,500.00	Lobbying - 11/19 Consulting Services	923001	075	SMITH-FREE GROUP LLC	19317	11/1/2019		9000146358
AP00048987	00653502	$7,500.00	Lobbying - 12/19 Consulting Services	923001	075	SMITH-FREE GROUP LLC	19344	12/1/2019		9000147735
AP00048987	00653500	$7,500.00	Lobbying - 7/19 Consulting Services	923001	075	SMITH-FREE GROUP LLC	19191	7/1/2019		9000147182
AP00048987	00653501	$7,500.00	Lobbying - 9/19 Consulting Services	923001	075	SMITH-FREE GROUP LLC	19253	9/1/2019		9000147182
AP00046409	00625180	$166.34	Legal - Operations - December 2018 - Expenses	923001	075	SMITH-FREE GROUP LLC	19039	2/1/2019		9000136605
		$91,631.36								
AP00046210	00623359	$2,750.00	Consulting Services Year 2 - Co-op Connections Card	930202	064	PERKS	0002527IN	1/4/2019	0000118339	9000135585
AP00046531	00627788	$2,750.00	Consulting Services Year 2 - Co-op Connections Card	930202	064	PERKS	RINV000023	2/5/2019	0000118339	9000136834
AP00046580	00628191	$2,750.00	Consulting Services Year 2 - Co-op Connections Card	930202	064	PERKS	RINV000036	3/5/2019	0000118339	9000137671
AP00046778	00630932	$2,750.00	Consulting Services Year 2 - Co-op Connections Card	930202	064	PERKS	RINV000046	4/3/2019	0000118339	9000138954
AP00046965	00634468	$2,750.00	Consulting Services Year 2 - Co-op Connections Card	930202	064	PERKS	RINV000062	5/9/2019	0000118339	9000140268
AP00047069	00636832	$2,750.00	Consulting Services Year 2 - Co-op Connections Card	930202	064	PERKS	RINV000074	6/3/2019	0000118339	9000141076
AP00047327	00639859	$2,750.00	Consulting Services Year 2 - Co-op Connections Card	930202	064	PERKS	RINV000084	7/5/2019	0000118339	9000142375
AP00048099	00641771	$2,334.00	Consulting Services Year 3 - Co-op Connections Card	930202	064	PERKS	RINV000101	8/5/2019	0000118339	9000143310
AP00048344	00645324	$2,334.00	Consulting Services Year 3 - Co-op Connections Card	930202	064	PERKS	RINV000112	9/5/2019	0000118339	9000144484
AP00048569	00647519	$2,334.00	Consulting Services Year 3 - Co-op Connections Card	930202	064	PERKS	RINV000122	10/3/2019	0000118339	9000145571
AP00048765	00652007	$2,334.00	Consulting Services Year 3 - Co-op Connections Card	930202	064	PERKS	RINV000130	11/8/2019	0000118339	9000146895

PSC DR1 Response 46.xlsx

Transaction Detail for Account 923001

Journal ID	Voucher	Amount	Description	Account	Dept	Supplier	Invoice	Invoice Date	PO No.	Payment
AP00048987	00653551	$2,334.00	Consulting Services Year 3 - Co-op Connections Card	930202	064	PERKS	RINV000142	12/2/2019	0000118339	9000147724
		$30,920.00								
AP00046580	00628395	$12,163.01	1/19 Fleming-Mason - Dover Sit	930202	063	QK4 NC	60342A	2/12/2019		9000137108
AP00047163	00637292	$242.58	Drone Servces - Extra Work	930202	063	QK4 NC	58354C	9/30/2017		9000140786
AP00047163	00637302	$48.15	Drone Services - BG	930202	063	QK4 NC	60341A	2/12/2019		9000140786
AP00047163	00637287	$9,101.95	Drone Services - BGE-Madison C	930202	063	QK4 NC	58354A	9/30/2017		9000140786
AP00047163	00637301	$6,719.05	Drone Services - Clark	930202	063	QK4 NC	59710B	9/12/2018		9000140786
AP00047163	00637295	$2,745.32	Drone Services - Extra Work	930202	063	QK4 NC	59252	5/31/2018		9000140786
AP00047163	00637305	$1,673.30	Drone Services - Mason Co 1	930202	063	QK4 NC	60343	2/12/2019		9000140786
AP00047163	00637290	$5,050.83	Drone Services - Shelby Co	930202	063	QK4 NC	58354B	9/30/2017		9000140786
AP00047163	00637297	$10,181.69	Drone Services - Shelby Energy	930202	063	QK4 NC	59710A	9/12/2018		9000140786
		$47,925.88								

TOTAL OTHER PROFESSIONAL SERVICES $780,916.60

Note: Highlighted transactions have been removed for rate-making purposes.

EAST KENTUCKY POWER COOPERATIVE, INC.
PSC CASE NO. 2021-00103
FIRST REQUEST FOR INFORMATION RESPONSE

COMMISSION STAFF'S FIRST REQUEST FOR INFORMATION DATED 3/4/21
REQUEST 47
RESPONSIBLE PERSON: **Isaac S. Scott**
COMPANY: **East Kentucky Power Cooperative, Inc.**

Request 47. Provide the following information for the utility. If any amounts were allocated, show a calculation of the factor used to allocate each amount.

Request 47a. A detailed analysis of all charges booked during the test year for advertising expenditures. Include a complete breakdown of Account No. 913 – Advertising Expenses, and any other advertising expenditures included in any other expense accounts, as shown in Schedule L1. The analysis should specify the purpose of the expenditure and the expected benefit to be derived.

Response 47a. Please see Schedule L1 and supporting analysis on pages 4 through 9 of this response and the corresponding Excel spreadsheet *PSC DR1 Response 47a.xlsx*. The supporting analysis also identifies expenses EKPC has removed for rate-making purposes.

Request 47b. An analysis of Account No. 930 – Miscellaneous General expenses for the test year. Include a complete breakdown of this account as shown in Schedule L2 and provide detailed workpapers supporting this analysis. At a minimum, the workpapers should show the date, vendor, reference (i.e., voucher no., etc.), dollar amount, and brief description of each expenditure of $500 or more, provided that lesser items are grouped by classes as shown in Schedule L2.

Response 47b. Please see Schedule L2 and supporting analysis on pages 10 through 59 of this response and the corresponding Excel spreadsheet *PSC DR1 Response 47b.xlsx*. The Schedule also notes expenses EKPC has removed for rate-making purposes by cross-referencing to the applicable schedules contained in Exhibit 13 of the Application, direct testimony of Isaac S. Scott, Exhibit ISS-1. The supporting analysis includes a brief description of each transaction, including those below $500, with all transactions grouped into the classes shown in Schedule L2.

Request 47c. An analysis of Account No. 426 – Other Income Deductions for the test year. Include a complete breakdown of this account as show in Schedule L3, and provide detailed workpapers supporting this analysis. At a minimum, the workpapers should show the date, vendor, reference (i.e., voucher no., etc.), dollar amount, and brief description of each expenditure of $500 or more, provided that lesser items are grouped by classes as shown in Schedule L3.

<u>Response 47c.</u> Please see Schedule L3 and supporting analysis on pages 60 through 65 of this response and the corresponding Excel spreadsheet *PSC DR1 Response 47c.xlsx*. The Schedule also notes expenses EKPC has removed for rate-making purposes. The supporting analysis includes a brief description of each transaction, including those below $500, with all transactions grouped into the classes shown in Schedule L3.

PSC DR1 Response 47a.xlsx

Schedule L1

East Kentucky Power Cooperative, Inc.
Case No. 2021-00103

Analysis of Advertising Expenses
(Including Account No. 913)
For the Test Year

Line No.	Item (a)	Sales or Promotional Advertising (b)	Institutional Advertising (c)	Conservation Advertising (d)	Rate Case (e)	Other (f)	Total (g)
1	Newspaper	$0	$846	$0	$0	$9,502	$10,348
2	Magazines and Other	$0	$50,567	$0	$0	$381,691	$432,258
3	Television	$0	$0	$0	$0	$59,748	$59,748
4	Radio	$0	$0	$0	$0	$0	$0
5	Direct Mail	$0	$0	$0	$0	$0	$0
6	Sales Aids	$0	$0	$0	$0	$0	$0
7	Total	$0	$51,413	$0	$0	$450,941	$502,354
8	Amount Assigned to Kentucky Retail	$0	$51,413	$0	$0	$450,941	$502,354

Note: Specify the purpose of the expenditures and the expected benefit to be derived. Please see the attached schedule.
EKPC has removed for rate-making purposes $87,596 of this total; please the attached schedule for specifics.

PSC DR1 Response 47a.xlsx

Breakdown of Account 913

Journal ID	Voucher	Amount	Description / Purpose	Account	Dept	Vendor / Supplier	Invoice	Invoice Date	Expected Benefit
Various	Various	$19,734.76	Allocation and Accrual of Payroll Expense	913000	063	Payroll Journal	Various	Various	Required allocation of payroll expense per the USoA
Various	Various	$7,933.68	Allocation and Accrual of Benefits Expense	913000	063	Benefits Allocation	Various	Various	Required allocation of benefits expense per the USoA
Total Payroll and Benefits		$27,668.44							
AP00046415	00626950	$6,000.00	4 Color Full Page Ads	913000	063	CONWAY DATA INC	01019219	1/11/2019	All 4 transactions: Promotion of owner-member service
AP00048669	00649967	$5,000.00	4 Color Full Page Ads	913000	063	CONWAY DATA INC	01019959	9/3/2019	territories as part of economic development activity;
AP00046165	00622050	$3,750.00	Advertising - Pymnt 1 of 2	913000	063	SOUTHERN BUSINESS & DEVELOP	44433	12/13/2018	due to promotional nature of transactions, EKPC has
AP00046415	00625692	$3,750.00	Payment of 2: Package 4 - Ad	913000	063	SOUTHERN BUSINESS & DEVELOP	44443	1/1/2019	removed these expenses for rate-making purposes.
Total Advertisements		$18,500.00							
AP00048669	00649968	$1,200.00	6 Month Renewal - Web Hosting	913000	063	CENTER FOR RURAL DEVELOP	0026405IN	8/30/2019	All 3 transactions: Development of resources to assist
AP00047163	00637240	$2,530.00	Website Redesign	913000	063	CENTER FOR RURAL DEVELOP	0026146IN	3/20/2019	in economic development activities.
AP00047163	00637252	$300.00	Additional Fee - Logo	913000	063	KY ASSOC FOR ECONOMIC DEV	28711	3/15/2019	
Total Web Design/Support		$4,030.00							
AP00048344	00645057	$3,900.00	TrustBelt Conf Sponsorship	913000	063	CONWAY DATA INC	01019884	8/7/2019	All 3 transactions: Promotion of owner-member service
AP00047163	00637252	$1,200.00	Lanyard Sponsor 2019 Conf	913000	063	KY ASSOC FOR ECONOMIC DEV	28711	3/15/2019	territories as part of economic development activity;
AP00048569	00648051	$5,000.00	Conference Sponsorship	913000	063	KY LOCAL ISSUES CONF INC	AP101519KLIC	8/20/2019	due to promotional nature of transactions, EKPC has
Total Conference Sponsorships		$10,100.00							removed these expenses for rate-making purposes.
AP00047327	00640077	$5,000.00	2019 Economic Dev Investment	913000	063	INTER COUNTY ENERGY	0201906	6/28/2019	Both transactions: Promotion of owner-member service
AP00048344	00645584	$1,837.51	SKRECC Support	913000	063	RUSSELL CO INDUST DEVELOP	AP061719RCIDA	6/17/2019	territories as part of economic development activity;
									due to promotional nature of transactions, EKPC has
Total Member Support		$6,837.51							removed these expenses for rate-making purposes.
AP00046778	00632594	$25.00	SOAR-STEM facebook	913000	063	PNC BANK	4567299_00000000000000262	4/15/2019	All 27 transactions: Advertising in conjunction with the
AP00046778	00632535	$42.88	SOAR-STEM teacher ad	913000	063	PNC BANK	4567299_00000000000000203	4/15/2019	SOAR and STEM emphasis and supporting teachers
AP00046778	00632535	$60.00	SOAR-STEM teacher ad	913000	063	PNC BANK	4567299_00000000000000203	4/15/2019	involved with these two programs; a review of the
AP00048126	00644112	$30.00	SOAR-STEM teacher ad	913000	063	PNC BANK	4671138_00000000000000279	8/15/2019	transactions did not appear to satisfy the "material
AP00048126	00644112	$30.00	SOAR-STEM teacher ad	913000	063	PNC BANK	4671138_00000000000000279	8/15/2019	benefit" standard of 807 KAR 5:016, so EKPC has
AP00048126	00644112	$30.00	SOAR-STEM teacher ad	913000	063	PNC BANK	4671138_00000000000000279	8/15/2019	removed these expenses for rate-making purposes.
AP00048126	00644112	$17.51	SOAR-STEM teacher ad	913000	063	PNC BANK	4671138_00000000000000279	8/15/2019	
AP00046580	00629849	$25.00	SOAR-STEM Teacher facebook pos	913000	063	PNC BANK	4538124_00000000000000263	3/15/2019	
AP00047670	00641251	$10.66	SOAR-STEM teacher facebook pos	913000	063	PNC BANK	4645511_00000000000000264	7/15/2019	
AP00047670	00641251	$30.00	SOAR-STEM teacher facebook pos	913000	063	PNC BANK	4645511_00000000000000264	7/15/2019	
AP00047670	00641251	$30.00	SOAR-STEM teacher facebook pos	913000	063	PNC BANK	4645511_00000000000000264	7/15/2019	
AP00047670	00641251	$30.00	SOAR-STEM teacher facebook pos	913000	063	PNC BANK	4645511_00000000000000264	7/15/2019	
AP00047670	00641251	$30.00	SOAR-STEM teacher facebook pos	913000	063	PNC BANK	4645511_00000000000000264	7/15/2019	
AP00047163	00638703	$25.00	SOAR-STEM teacher fb posts	913000	063	PNC BANK	4620541_00000000000000275	6/17/2019	
AP00047163	00638703	$30.00	SOAR-STEM teacher fb posts	913000	063	PNC BANK	4620541_00000000000000275	6/17/2019	
AP00047163	00638703	$25.00	SOAR-STEM teacher fb posts	913000	063	PNC BANK	4620541_00000000000000275	6/17/2019	
AP00047163	00638703	$30.00	SOAR-STEM teacher fb posts	913000	063	PNC BANK	4620541_00000000000000275	6/17/2019	
AP00047163	00638703	$30.00	SOAR-STEM teacher fb posts	913000	063	PNC BANK	4620541_00000000000000275	6/17/2019	
AP00047163	00638703	$30.00	SOAR-STEM teacher fb posts	913000	063	PNC BANK	4620541_00000000000000275	6/17/2019	
AP00047163	00638703	$30.00	SOAR-STEM teacher fb posts	913000	063	PNC BANK	4620541_00000000000000275	6/17/2019	
AP00047163	00638703	$30.00	SOAR-STEM teacher fb posts	913000	063	PNC BANK	4620541_00000000000000275	6/17/2019	
AP00046580	00629792	$8.79	SOAR-STEM Teacher post ad	913000	063	PNC BANK	4538124_00000000000000206	3/15/2019	
AP00046580	00629792	$26.85	SOAR-STEM Teacher post ad	913000	063	PNC BANK	4538124_00000000000000206	3/15/2019	
AP00046580	00629792	$30.00	SOAR-STEM Teacher post ad	913000	063	PNC BANK	4538124_00000000000000206	3/15/2019	
AP00048344	00646523	$30.00	SOAR-STEM teacher posts	913000	063	PNC BANK	4690734_00000000000000285	9/16/2019	
AP00048344	00646523	$12.23	SOAR-STEM teacher posts	913000	063	PNC BANK	4690734_00000000000000285	9/16/2019	
AP00046778	00632594	$16.70	SOAR-STEM facebook post	913000	063	PNC BANK	4567299_00000000000000262	4/15/2019	
Total SOAR-STEM Ads		$745.62							
AP00046237	00625260	$4.61	1/19 Cell/Data/iPad	913000	064	AT&T	14513398	1/16/2019	All 24 transactions: Reflect the allocation of expenses
AP00046418	00626978	$4.35	2/19 Cell/iPad/Data/Air Card	913000	064	AT&T	14623266	2/16/2019	for cell phones and other telecommunication devices
AP00048401	00647210	$4.64	Cell and device data	913000	064	AT&T	15302883CORR	8/16/2019	per the USoA.
AP00048569	00647687	$4.53	Cell and device data	913000	064	AT&T	15419366	9/16/2019	
AP00049151	00656707	$4.57	Cell Phone/Air Card/iPad data	913000	064	AT&T	15655152	11/16/2019	
AP00049151	00656716	$4.57	Cell Phone/Air Card/iPad data	913000	064	AT&T	15774372	12/16/2019	
AP00046783	00633121	$4.87	Cell,AirCards,iPad	913000	064	AT&T	14845992	4/16/2019	
AP00047670	00641398	$4.15	Cell/Data	913000	064	AT&T	15072608	6/16/2019	
AP00046590	00629552	$4.19	Cell/Data/iPad Charges	913000	064	AT&T	14734096	3/16/2019	
AP00047149	00638426	$4.02	Cell/Data/iPad Charges	913000	064	AT&T	JV636025	5/16/2019	
AP00048772	00650291	$5.34	Data, Air-time, etc.	913000	064	AT&T	15536761	10/16/2019	
AP00048120	00641904	$4.38	Data-iPad,Air Card,Cell	913000	064	AT&T	15187261	7/16/2019	
AP00046237	00625260	$17.06	1/19 Cell/Data/iPad	913000	081	AT&T	14513398	1/16/2019	
AP00046418	00626978	$17.81	2/19 Cell/iPad/Data/Air Card	913000	081	AT&T	14623266	2/16/2019	
AP00048401	00647210	$21.35	Cell and device data	913000	081	AT&T	15302883CORR	8/16/2019	
AP00048569	00647687	$47.27	Cell and device data	913000	081	AT&T	15419366	9/16/2019	
AP00049151	00656707	$29.49	Cell Phone/Air Card/iPad data	913000	081	AT&T	15655152	11/16/2019	

PSC DR1 Response 47a.xlsx

Breakdown of Account 913

Journal ID	Voucher	Amount	Description / Purpose	Account	Dept	Vendor / Supplier	Invoice	Invoice Date	Expected Benefit
AP00049151	00656716	$48.56	Cell Phone/Air Card/iPad data	913000	081	AT&T	15774372	12/16/2019	
AP00046783	00633121	$19.56	Cell,AirCards,iPad	913000	081	AT&T	14845992	4/16/2019	
AP00047670	00641398	$17.59	Cell/Data	913000	081	AT&T	15072608	6/16/2019	
AP00046590	00629552	$16.17	Cell/Data/iPad Charges	913000	081	AT&T	14734096	3/16/2019	
AP00047149	00638426	$22.44	Cell/Data/iPad Charges	913000	081	AT&T	JV636025	5/16/2019	
AP00048772	00650291	$22.55	Data, Air-time, etc.	913000	081	AT&T	15536761	10/16/2019	
AP00048120	00641904	$17.65	Data-iPad,Air Card,Cell	913000	081	AT&T	15187261	7/16/2019	
Total Cell/Data Charges		$351.72							
Total Account 913		**$68,233.29**	**Rate-making Adjustment**	**$36,183.13**					
Advertising Recorded in Other Accounts									
AP00049251	00657044	$250.00	Cooperative Solar Ad	908000	064	WKYT	14582831	12/31/2019	5 Cooperative Solar Ad transactions: Encouraging
AP00049251	00657051	$375.00	Cooperative Solar Ad	908000	064	WKYT	14464941	12/31/2019	retail members interested in renewable energy to
AP00049251	00657056	$375.00	Cooperative Solar Ad	908000	064	WKYT	14123841	12/31/2019	consider the Cooperative Solar program.
AP00048569	00647684	$488.00	9/19 Cooperative Solar Ad	908000	064	WLEX TV	5905171	9/30/2019	
AP00048765	00652919	$1,828.00	Cooperative Solar Ad	908000	064	WLEX TV	5905172	10/31/2019	
Total Television		$3,316.00							
AP00048765	00652757	$5,950.00	EV Ad - 11/19 Full Page 4 Color	908000	064	KENTUCKY LIVING	11629606	11/14/2019	Educating retail members on electric vehicles.
AP00047327	00640163	$5,950.00	EV Ad - 7/19 Full Page - 4 Color	908000	064	KENTUCKY LIVING	11622970	7/11/2019	Educating retail members on electric vehicles.
AP00048987	00654374	$5,950.00	Holiday Greetings - 12/19 Full Page 4 Color	908000	064	KENTUCKY LIVING	11630576	12/5/2019	7 Holiday and Branding Ad transactions: Advertising
AP00046237	00625266	$3,850.00	Branding Ad - 1/19 Full Page Ad	908000	064	LANE COMMUNICATION GROUP	50119EKPC	12/31/2018	designed to enhance EKPC's corporate image; this
AP00046409	00625268	$3,850.00	Branding Ad - 2/19 Full Page Ad	908000	064	LANE COMMUNICATION GROUP	50219EKPC	1/31/2019	Institutional advertising is not recoverable pursuant
AP00047327	00639574	$3,850.00	Branding Ad - 6/19 Full Page	908000	064	LANE COMMUNICATION GROUP	118	6/30/2019	to 807 KAR 5:016 and these transactions have been
AP00048987	00654979	$3,945.00	Branding Ad - FP, Dec/Jan 2019-20 TLR	908000	064	LANE COMMUNICATION GROUP	DJ1920EKPC	12/5/2019	removed for rate-making purposes.
AP00046415	00626951	$3,850.00	Branding Ad - Full Page Ad	908000	064	LANE COMMUNICATION GROUP	50319EKPC	2/28/2019	
AP00046965	00634254	$3,850.00	Branding Ad - Full Page Ad	908000	064	LANE COMMUNICATION GROUP	50619EKPC	5/31/2019	
Total Magazine		$41,045.00							
AP00046580	00628896	$250.00	Advertising- Conservation Club	908000	064	CLARK ENERGY COOP INC	2019BATCH000007	3/18/2019	14 Conservation Club transactions: Program through
AP00046975	00635900	$250.00	Advertising- Conservation Club	908000	064	CLARK ENERGY COOP INC	2019BATCH000012	6/3/2019	the owner-members encouraging the efficient use
AP00048765	00652873	$250.00	Advertising- Conservation Club	908000	064	CLARK ENERGY COOP INC	2019BATCH000030	12/2/2019	of electricity and other energy efficient alternatives.
AP00046210	00623813	$2,250.00	Advertising- Conservation Club	908000	064	INTER COUNTY ENERGY	2019BATCH000002	1/22/2019	
AP00048569	00647654	$2,750.00	Advertising- Conservation Club	908000	064	INTER COUNTY ENERGY	2019BATCH000017	10/7/2019	
AP00048987	00653647	$1,000.00	Advertising- Conservation Club	908000	064	INTER COUNTY ENERGY	2019BATCH000032	12/10/2019	
AP00048126	00644394	$750.00	Advertising- Conservation Club	908000	064	JACKSON ENERGY COOP	2019BATCH000016	9/4/2019	
AP00046778	00631433	$250.00	Advertising- Conservation Club	908000	064	SHELBY ENERGY COOP INC	2019BATCH000009	4/16/2019	
AP00048593	00650250	$250.00	Advertising- Conservation Club	908000	064	SHELBY ENERGY COOP INC	2019BATCH000029	11/5/2019	
AP00048765	00652883	$250.00	Advertising- Conservation Club	908000	064	SHELBY ENERGY COOP INC	2019BATCH000030	12/2/2019	
AP00046210	00623820	$500.00	Advertising- Conservation Club	908000	064	SOUTH KENTUCKY RECC	2019BATCH000002	1/22/2019	
AP00046778	00631434	$500.00	Advertising- Conservation Club	908000	064	SOUTH KENTUCKY RECC	2019BATCH000009	4/16/2019	
AP00048099	00641928	$250.00	Advertising- Conservation Club	908000	064	SOUTH KENTUCKY RECC	2019BATCH000015	8/5/2019	
AP00048765	00652884	$2,500.00	Advertising- Conservation Club	908000	064	SOUTH KENTUCKY RECC	2019BATCH000030	12/2/2019	
AP00048593	00650246	$250.00	Advertising- EV Charger	908000	064	JACKSON ENERGY COOP	2019BATCH000029	11/5/2019	Educational information on electric vehicle chargers.
Total Other		$12,250.00							
AP00048569	00648761	$60.00	Branding Ad - 4th of July Flag	908000	064	THE LEDGER-INDEPENDENT	302471260	7/3/2019	7 Branding Ad transactions: Advertising
AP00046965	00634830	$190.00	Branding Ad - Earth Day Sig page	908000	064	THE LEDGER-INDEPENDENT	302458921	4/22/2019	designed to enhance EKPC's corporate image; this
AP00048942	00653135	$95.00	Branding Ad - Everyday Heroes	908000	064	THE LEDGER-INDEPENDENT	302481550	9/13/2019	Institutional advertising is not recoverable pursuant
AP00048942	00653134	$225.00	Branding Ad - Labor Day	908000	064	THE LEDGER-INDEPENDENT	302480244	9/2/2019	to 807 KAR 5:016 and these transactions have been
AP00047163	00638129	$167.50	Branding Ad - Memorial Day Ad	908000	064	THE LEDGER-INDEPENDENT	302464393	5/27/2019	removed for rate-making purposes.
AP00048942	00653136	$0.90	Service Charge	908000	064	THE LEDGER-INDEPENDENT	302483251	9/28/2019	
AP00048987	00655620	$107.30	Branding Ad - Veterans Day - Ad	908000	064	THE LEDGER-INDEPENDENT	302491612	11/11/2019	
Total Newspaper		$845.70							
Total Account 908		**$57,456.70**	**Rate-making Adjustment**	**$29,990.70**					
AP00049251	00657044	$250.00	Cooperative Solar Ad	930202	064	WKYT	14582831	12/31/2019	18 Cooperative Solar Ad transactions: Encouraging
AP00049251	00657051	$375.00	Cooperative Solar Ad	930202	064	WKYT	14464941	12/31/2019	retail members interested in renewable energy to
AP00049251	00657056	$375.00	Cooperative Solar Ad	930202	064	WKYT	14123841	12/31/2019	consider the Cooperative Solar program.
AP00046234	00625149	$20.00	12/18 Solar Panels 2018: Q4	930100	064	WKYT	7336714	12/30/2018	
AP00046778	00631018	$4,020.00	Solar Panels 3/2019	930100	064	WKYT	9917901	3/31/2019	
AP00046923	00633685	$4,110.00	Cooperative Solar	930100	064	WKYT	9917921	4/30/2019	
AP00047163	00638103	$4,400.00	5/19 Cooperative Solar	930100	064	WKYT	9917922	5/31/2019	
AP00047327	00639575	$4,540.00	6/19 Cooperative Solar	930100	064	WKYT	9917923	6/30/2019	
AP00048126	00643488	$4,390.00	7/19 Cooperative Solar	930100	064	WKYT	9956881	7/31/2019	
AP00048344	00645077	$2,910.00	8/19 Cooperative Solar	930100	064	WKYT	9956882	8/31/2019	
AP00048569	00648703	$5,630.00	9/19 Cooperative Solar	930100	064	WKYT	9956883	9/30/2019	

PSC DR1 Response 47a.xlsx

Breakdown of Account 913

Journal ID	Voucher	Amount	Description / Purpose	Account	Dept	Vendor / Supplier	Invoice	Invoice Date	Expected Benefit
AP00046778	00631279	$3,640.00	3/19 Cooperative Solar	930100	064	WLEX TV	1552431	3/31/2019	
AP00046923	00633681	$3,640.00	Cooperative Solar	930100	064	WLEX TV	1552432	4/30/2019	
AP00047163	00638096	$3,640.00	5/19 Cooperative Solar	930100	064	WLEX TV	1552433	5/31/2019	
AP00047327	00639586	$3,640.00	6/19 Cooperative Solar	930100	064	WLEX TV	1552434	6/30/2019	
AP00048126	00642450	$3,640.00	Mar-Sep 2019 Cooperative Solar	930100	064	WLEX TV	5562641	7/31/2019	
AP00048344	00645303	$3,640.00	Jul-Sep 2019 Cooperative Solar	930100	064	WLEX TV	5562642	8/31/2019	
AP00048569	00647683	$3,572.00	9/19 Cooperative Solar TV Ads	930100	064	WLEX TV	5562643	9/29/2019	
Total Television		$56,432.00							
AP00046778	00631019	$1,696.48	3/19 Ads - Legal Notice	930202	073	KENTUCKY PRESS SERVICE INC	19035EEO	3/29/2019	4 Legal Notice transactions: Compliance with
AP00046778	00632979	$1,200.32	4/19 Ads - Legal Notice	930202	073	KENTUCKY PRESS SERVICE INC	19042EEO	4/15/2019	Commission regulations requiring legal notice of
AP00048126	00643478	$4,927.59	8/19 Ads - Legal Notice	930202	073	KENTUCKY PRESS SERVICE INC	19083EEO	8/19/2019	filings and public hearings.
AP00048569	00647682	$1,677.95	Notice of hearing Ads	930202	073	KENTUCKY PRESS SERVICE INC	19094EE1	9/30/2019	
Total Newspapers		$9,502.34							
AP00046210	00622842	$2,900.00	Dec/Jan Full Page Ad - Cooperative Solar	930100	064	KY FARM BUREAU FEDER	0000825863	12/31/2018	26 Cooperative Solar Ad transactions: Advertising
AP00046739	00630322	$2,900.00	Mar Full Page Ad - Cooperative Solar	930100	064	KY FARM BUREAU FEDER	0000832729	3/10/2019	campaign designed to make retail members aware
AP00046778	00632970	$2,900.00	Apr Full Page Ad - Cooperative Solar	930100	064	KY FARM BUREAU FEDER	0000832730	4/10/2019	of the availability of the Cooperative Solar program if
AP00047163	00638102	$2,900.00	May Full Page Ad - Cooperative Solar	930100	064	KY FARM BUREAU FEDER	0000832731	5/10/2019	the retail member was interested in renewable
AP00047327	00640137	$2,900.00	Jun Full Page Ad - Cooperative Solar	930100	064	KY FARM BUREAU FEDER	0000832732	6/10/2019	energy sources.
AP00048126	00643562	$2,900.00	Aug Full Page Ad - Cooperative Solar	930100	064	KY FARM BUREAU FEDER	0000832733	8/10/2019	
AP00048987	00653684	$2,900.00	9/19 Full Page Ad - Cooperative Solar	930100	064	KY FARM BUREAU FEDER	1318	9/10/2019	
AP00049251	00657035	$2,900.00	12/19 Full Page Color Ad - Cooperative Solar	930100	064	KY FARM BUREAU FEDER	13277	12/10/2019	
AP00046210	00624073	$4,585.75	1/2 Page (15") - Cooperative Solar	930100	064	KENTUCKY LIVING	11614491	1/10/2019	
AP00046210	00624074	$5,950.00	Full Page (30") - Cooperative Solar	930202	064	KENTUCKY LIVING	11614492	1/10/2019	
AP00046415	00626279	$5,831.00	2/19 Full Page Ad - Cooperative Solar	930100	064	KENTUCKY LIVING	11615997	2/12/2019	
AP00046415	00626280	$5,597.76	2/19 Full Page Ad - Cooperative Solar	930202	064	KENTUCKY LIVING	11615998	2/12/2019	
AP00046580	00629520	$5,950.00	3/19 Full Page - Cooperative Solar	930100	064	KENTUCKY LIVING	11617054	3/8/2019	
AP00046778	00632073	$4,585.75	4/19 1/2 Pd 4 Color Ad - Cooperative Solar	930100	064	KENTUCKY LIVING	11618680	4/11/2019	
AP00046778	00632072	$5,950.00	4/19 Full Page 4 Color - Cooperative Solar	930100	064	KENTUCKY LIVING	11618681	4/11/2019	
AP00046965	00635131	$5,831.00	5/19 Full Pg - 4 Color - Cooperative Solar	930202	064	KENTUCKY LIVING	11620197	5/10/2019	
AP00046965	00635130	$4,494.03	5/2019 - 1/2 Pg - 4 Color - Cooperative Solar	930100	064	KENTUCKY LIVING	11620196	5/10/2019	
AP00047064	00635130	$91.72	Discount Lost	930100	064	KENTUCKY LIVING	11620196	5/10/2019	
AP00047064	00635131	$119.00	Discount Lost	930202	064	KENTUCKY LIVING	11620197	5/10/2019	
AP00047163	00638893	$4,585.75	6/19 1/2 Pg - 4 Color - Cooperative Solar	930100	064	KENTUCKY LIVING	11621519	6/10/2019	
AP00047163	00638894	$5,950.00	6/19 Full Pg - 4 Color - Cooperative Solar	930100	064	KENTUCKY LIVING	11621520	6/10/2019	
AP00047327	00640164	$4,585.75	7/19 1/2 Page - 4 Color - Cooperative Solar	930100	064	KENTUCKY LIVING	11622969	7/11/2019	
AP00048126	00643490	$4,585.75	8/19 1/2 Pg - 4 Color Ad - Cooperative Solar	930100	064	KENTUCKY LIVING	11624032	8/2/2019	
AP00048126	00643491	$5,950.00	8/19 Full Pg - 4 Color Ad - Cooperative Solar	930100	064	KENTUCKY LIVING	11624033	8/2/2019	
AP00048344	00645900	$5,950.00	9/19 Full Pg - 4 Color Ad - Cooperative Solar	930100	064	KENTUCKY LIVING	11626386	9/16/2019	
AP00048569	00648629	$5,950.00	10/19 Full Page - 4 Color - Cooperative Solar	930100	064	KENTUCKY LIVING	11627739	10/9/2019	
Total Magazine		$109,743.26							
AP00047163	00638904	$1,000.00	Electric Vehicle Social Media	930100	061	EXPLORE KENTUCKY INITIATIVE	1134	5/31/2019	Educating the public on electric vehicles.
AP00048593	00650237	$4,000.00	Advertising- Cooperative Solar	930100	064	BIG SANDY RECC	2019BATCH000029	11/5/2019	66 Cooperative Solar Shared Advertising:
AP00048765	00652872	$2,950.00	Advertising- Cooperative Solar	930100	064	BLUE GRASS ENERGY	2019BATCH000030	12/2/2019	Encourage owner-members to advertise the
AP00048126	00644389	$3,000.00	Advertising- Cooperative Solar	930100	064	CLARK ENERGY COOP INC	2019BATCH000016	9/4/2019	Cooperative Solar program. Owner-members were
AP00048569	00647649	$3,370.00	Advertising- Cooperative Solar	930100	064	CLARK ENERGY COOP INC	2019BATCH000017	10/7/2019	reimbursed up to $10,000 annually for their
AP00048593	00650239	$1,605.00	Advertising- Cooperative Solar	930100	064	CLARK ENERGY COOP INC	2019BATCH000029	11/5/2019	advertising expenditures for Cooperative Solar.
AP00048765	00652873	$1,415.00	Advertising- Cooperative Solar	930100	064	CLARK ENERGY COOP INC	2019BATCH000030	12/2/2019	
AP00049008	00656337	$250.00	Advertising- Cooperative Solar	930100	064	CLARK ENERGY COOP INC	2020BATCH000001	1/6/2020	
AP00046210	00623809	$195.00	Advertising- Cooperative Solar	930100	064	CUMBERLAND VALLEY ELEC	2019BATCH000002	1/22/2019	
AP00046415	00626060	$1,244.00	Advertising- Cooperative Solar	930100	064	CUMBERLAND VALLEY ELEC	2019BATCH000005	2/18/2019	
AP00048099	00641918	$250.00	Advertising- Cooperative Solar	930100	064	CUMBERLAND VALLEY ELEC	2019BATCH000015	8/5/2019	
AP00048593	00650240	$2,210.00	Advertising- Cooperative Solar	930100	064	CUMBERLAND VALLEY ELEC	2019BATCH000029	11/5/2019	
AP00048765	00652874	$1,528.00	Advertising- Cooperative Solar	930100	064	CUMBERLAND VALLEY ELEC	2019BATCH000030	12/2/2019	
AP00048987	00653646	$379.00	Advertising- Cooperative Solar	930100	064	CUMBERLAND VALLEY ELEC	2019BATCH000032	12/10/2019	
AP00048765	00652875	$9,939.10	Advertising- Cooperative Solar	930100	064	FARMERS RECC	2019BATCH000030	12/2/2019	
AP00046778	00631425	$1,300.00	Advertising- Cooperative Solar	930100	064	FLEMING-MASON ENER COOP	2019BATCH000009	4/16/2019	
AP00048765	00652876	$5,000.00	Advertising- Cooperative Solar	930100	064	FLEMING-MASON ENER COOP	2019BATCH000030	12/2/2019	
AP00048126	00644392	$630.00	Advertising- Cooperative Solar	930100	064	GRAYSON RECC	2019BATCH000016	9/4/2019	
AP00048569	00647653	$2,521.50	Advertising- Cooperative Solar	930100	064	GRAYSON RECC	2019BATCH000017	10/7/2019	
AP00048593	00650242	$522.50	Advertising- Cooperative Solar	930100	064	GRAYSON RECC	2019BATCH000029	11/5/2019	
AP00048765	00652877	$4,126.00	Advertising- Cooperative Solar	930100	064	GRAYSON RECC	2019BATCH000030	12/2/2019	
AP00048569	00647654	$5,695.14	Advertising- Cooperative Solar	930100	064	INTER COUNTY ENERGY	2019BATCH000017	10/7/2019	
AP00048987	00653647	$4,304.86	Advertising- Cooperative Solar	930100	064	INTER COUNTY ENERGY	2019BATCH000032	12/10/2019	
AP00046778	00631428	$2,373.40	Advertising- Cooperative Solar	930100	064	JACKSON ENERGY COOP	2019BATCH000009	4/16/2019	
AP00048126	00644394	$3,203.25	Advertising- Cooperative Solar	930100	064	JACKSON ENERGY COOP	2019BATCH000016	9/4/2019	
AP00048593	00650246	$1,475.00	Advertising- Cooperative Solar	930100	064	JACKSON ENERGY COOP	2019BATCH000029	11/5/2019	
AP00046210	00623815	$825.00	Advertising- Cooperative Solar	930100	064	LICKING VALLEY RECC	2019BATCH000002	1/22/2019	
AP00046415	00626066	$1,625.00	Advertising- Cooperative Solar	930100	064	LICKING VALLEY RECC	2019BATCH000005	2/18/2019	

PSC DR1 Response 47a.xlsx

Breakdown of Account 913

Journal ID	Voucher	Amount	Description / Purpose	Account	Dept	Vendor / Supplier	Invoice	Invoice Date	Expected Benefit
AP00046580	00628902	$1,225.00	Advertising- Cooperative Solar	930100	064	LICKING VALLEY RECC	2019BATCH000007	3/18/2019	
AP00046778	00631429	$700.00	Advertising- Cooperative Solar	930100	064	LICKING VALLEY RECC	2019BATCH000009	4/16/2019	
AP00046923	00633709	$475.00	Advertising- Cooperative Solar	930100	064	LICKING VALLEY RECC	2019BATCH000010	5/7/2019	
AP00046975	00635906	$1,795.00	Advertising- Cooperative Solar	930100	064	LICKING VALLEY RECC	2019BATCH000012	6/3/2019	
AP00048099	00641923	$1,645.00	Advertising- Cooperative Solar	930100	064	LICKING VALLEY RECC	2019BATCH000015	8/5/2019	
AP00048126	00644395	$405.00	Advertising- Cooperative Solar	930100	064	LICKING VALLEY RECC	2019BATCH000016	9/4/2019	
AP00046778	00631430	$2,530.00	Advertising- Cooperative Solar	930100	064	NOLIN RECC	2019BATCH000009	4/16/2019	
AP00048593	00650247	$2,685.35	Advertising- Cooperative Solar	930100	064	NOLIN RECC	2019BATCH000029	11/5/2019	
AP00048765	00652880	$2,376.50	Advertising- Cooperative Solar	930100	064	NOLIN RECC	2019BATCH000030	12/2/2019	
AP00046415	00626068	$974.00	Advertising- Cooperative Solar	930100	064	OWEN ELECTRIC COOP INC	2019BATCH000005	2/18/2019	
AP00046778	00631431	$950.00	Advertising- Cooperative Solar	930100	064	OWEN ELECTRIC COOP INC	2019BATCH000009	4/16/2019	
AP00046992	00635908	$370.00	Advertising- Cooperative Solar	930100	064	OWEN ELECTRIC COOP INC	2019BATCH000012	6/3/2019	
AP00048099	00641925	$2.25	Advertising- Cooperative Solar	930100	064	OWEN ELECTRIC COOP INC	2019BATCH000015	8/5/2019	
AP00048123	00644397	$783.44	Advertising- Cooperative Solar	930100	064	OWEN ELECTRIC COOP INC	2019BATCH000016	9/4/2019	
AP00048593	00650248	$4,793.31	Advertising- Cooperative Solar	930100	064	OWEN ELECTRIC COOP INC	2019BATCH000029	11/5/2019	
AP00046580	00628905	$1,554.00	Advertising- Cooperative Solar	930100	064	SALT RIVER ELECTRIC	2019BATCH000007	3/18/2019	
AP00046778	00631432	$1,554.00	Advertising- Cooperative Solar	930100	064	SALT RIVER ELECTRIC	2019BATCH000009	4/16/2019	
AP00046923	00633712	$1,554.00	Advertising- Cooperative Solar	930100	064	SALT RIVER ELECTRIC	2019BATCH000010	5/7/2019	
AP00046975	00635909	$2,104.00	Advertising- Cooperative Solar	930100	064	SALT RIVER ELECTRIC	2019BATCH000012	6/3/2019	
AP00048099	00641926	$1,404.00	Advertising- Cooperative Solar	930100	064	SALT RIVER ELECTRIC	2019BATCH000015	8/5/2019	
AP00048126	00644398	$27.00	Advertising- Cooperative Solar	930100	064	SALT RIVER ELECTRIC	2019BATCH000016	9/4/2019	
AP00046210	00623819	$275.00	Advertising- Cooperative Solar	930100	064	SHELBY ENERGY COOP INC	2019BATCH000002	1/22/2019	
AP00046415	00626070	$605.00	Advertising- Cooperative Solar	930100	064	SHELBY ENERGY COOP INC	2019BATCH000005	2/18/2019	
AP00046580	00628906	$275.00	Advertising- Cooperative Solar	930100	064	SHELBY ENERGY COOP INC	2019BATCH000007	3/18/2019	
AP00046778	00631433	$2,030.00	Advertising- Cooperative Solar	930100	064	SHELBY ENERGY COOP INC	2019BATCH000009	4/16/2019	
AP00046975	00635910	$1,025.00	Advertising- Cooperative Solar	930100	064	SHELBY ENERGY COOP INC	2019BATCH000012	6/3/2019	
AP00048099	00641927	$755.00	Advertising- Cooperative Solar	930100	064	SHELBY ENERGY COOP INC	2019BATCH000015	8/5/2019	
AP00048126	00644399	$1,816.30	Advertising- Cooperative Solar	930100	064	SHELBY ENERGY COOP INC	2019BATCH000016	9/4/2019	
AP00048569	00647660	$1,794.00	Advertising- Cooperative Solar	930100	064	SHELBY ENERGY COOP INC	2019BATCH000017	10/7/2019	
AP00048593	00650250	$223.00	Advertising- Cooperative Solar	930100	064	SHELBY ENERGY COOP INC	2019BATCH000029	11/5/2019	
AP00046210	00623820	$7,687.50	Advertising- Cooperative Solar	930100	064	SOUTH KENTUCKY RECC	2019BATCH000002	1/22/2019	
AP00046580	00628907	$298.00	Advertising- Cooperative Solar	930100	064	SOUTH KENTUCKY RECC	2019BATCH000007	3/18/2019	
AP00046778	00631434	$297.50	Advertising- Cooperative Solar	930100	064	SOUTH KENTUCKY RECC	2019BATCH000009	4/16/2019	
AP00046923	00633714	$400.00	Advertising- Cooperative Solar	930100	064	SOUTH KENTUCKY RECC	2019BATCH000010	5/7/2019	
AP00046975	00635911	$173.75	Advertising- Cooperative Solar	930100	064	SOUTH KENTUCKY RECC	2019BATCH000012	6/3/2019	
AP00048099	00641928	$185.00	Advertising- Cooperative Solar	930100	064	SOUTH KENTUCKY RECC	2019BATCH000015	8/5/2019	
AP00048569	00647661	$795.00	Advertising- Cooperative Solar	930100	064	SOUTH KENTUCKY RECC	2019BATCH000017	10/7/2019	
AP00048593	00650251	$79.95	Advertising- Cooperative Solar	930100	064	SOUTH KENTUCKY RECC	2019BATCH000029	11/5/2019	
AP00048765	00652884	$83.30	Advertising- Cooperative Solar	930100	064	SOUTH KENTUCKY RECC	2019BATCH000030	12/2/2019	
AP00046580	00629858	$204.00	Cooperative Solar E-Newsletter	930100	064	PNC BANK	4538124_00000000000000272	3/15/2019	Educating the public on Cooperative Solar program.
AP00048344	00646530	$442.00	Fee for Cooperative Solar E-Newsletter	930100	064	PNC BANK	4690734_00000000000000292	9/16/2019	Educating the public on Cooperative Solar program.
AP00046580	00628385	$1,100.00	2019 Digital Maint Fee - Ad Placement	930100	064	RIGHT PLACE MEDIA LLC	068539	3/5/2019	27 Cooperative Solar Ad transactions: Digital ad
AP00046580	00628386	$1,423.77	2019 Facebook - Solar Ad	930100	064	RIGHT PLACE MEDIA LLC	068538	3/5/2019	placement on various media platforms. The benefit
AP00046580	00628386	$4,477.62	2019 Solar Panel Ad	930100	064	RIGHT PLACE MEDIA LLC	068538	3/5/2019	is the raising of awareness of the Cooperative Solar
AP00046580	00628386	$1,004.34	Cooperative Solar - Display 2019	930100	064	RIGHT PLACE MEDIA LLC	068538	3/5/2019	program, make retail members aware of the
AP00046580	00628386	$1,628.13	Cooperative Solar - SEM 2019	930100	064	RIGHT PLACE MEDIA LLC	068538	3/5/2019	program's existence, and encourage those interested
AP00046739	00630323	$5,490.57	2019 Solar Panel Ad	930100	064	RIGHT PLACE MEDIA LLC	068887	4/2/2019	in renewable energy to consider Cooperative Solar
AP00047163	00638053	$5,492.30	2019 Solar Panel/Display/SEM/F	930100	064	RIGHT PLACE MEDIA LLC	069914	6/17/2019	as an option.
AP00047327	00639587	$5,028.40	2019 Solar Panel/Display/SEM/F	930100	064	RIGHT PLACE MEDIA LLC	070032	7/1/2019	
AP00047327	00640162	$5,490.57	2019 solar Panel/Display/SEM/F	930100	064	RIGHT PLACE MEDIA LLC	0701090000	7/15/2019	
AP00048099	00641901	$1,423.77	8/19 Facebook - Solar Ad	930100	064	RIGHT PLACE MEDIA LLC	070477	8/1/2019	
AP00048099	00641901	$573.90	Cooperative Solar - 8/2019 Display	930100	064	RIGHT PLACE MEDIA LLC	070477	8/1/2019	
AP00048099	00641901	$920.40	Cooperative Solar - 8/2019 SEM	930100	064	RIGHT PLACE MEDIA LLC	070477	8/1/2019	
AP00048099	00641901	$2,572.50	8/2019 Solar Panel Ad	930100	064	RIGHT PLACE MEDIA LLC	070477	8/1/2019	
AP00048158	00644462	$1,423.77	2019 Facebook - Solar Ad	930100	064	RIGHT PLACE MEDIA LLC	070985	9/4/2019	
AP00048158	00644462	$3,284.73	2019 Solar Panel Ad	930100	064	RIGHT PLACE MEDIA LLC	070985	9/4/2019	
AP00048158	00644462	$717.71	Cooperative Solar - Display 2019	930100	064	RIGHT PLACE MEDIA LLC	070985	9/4/2019	
AP00048158	00644462	$1,156.40	Cooperative Solar - SEM 2019	930100	064	RIGHT PLACE MEDIA LLC	070985	9/4/2019	
AP00048569	00648702	$3,284.73	2019 Solar Panel Ad	930100	064	RIGHT PLACE MEDIA LLC	071392	10/1/2019	
AP00048569	00648702	$573.90	Cooperative Solar - Display 2019	930100	064	RIGHT PLACE MEDIA LLC	071392	10/1/2019	
AP00048569	00648702	$920.40	Cooperative Solar - SEM 2019	930100	064	RIGHT PLACE MEDIA LLC	071392	10/1/2019	
AP00048765	00651371	$1,423.77	2019 Facebook - Solar Ad	930100	064	RIGHT PLACE MEDIA LLC	072059	11/1/2019	
AP00048765	00651371	$3,284.73	2019 Solar Panel Ad	930100	064	RIGHT PLACE MEDIA LLC	072059	11/1/2019	
AP00048765	00651371	$573.90	Cooperative Solar - Display 2019	930100	064	RIGHT PLACE MEDIA LLC	072059	11/1/2019	
AP00048765	00651371	$920.40	Cooperative Solar - SEM 2019	930100	064	RIGHT PLACE MEDIA LLC	072059	11/1/2019	
AP00048987	00653662	$3,284.73	2019 Solar Panel Ad	930100	064	RIGHT PLACE MEDIA LLC	072524	12/2/2019	
AP00048987	00653662	$717.38	Cooperative Solar - Display 2019	930100	064	RIGHT PLACE MEDIA LLC	072524	12/2/2019	
AP00048987	00653662	$1,156.40	Cooperative Solar - SEM 2019	930100	064	RIGHT PLACE MEDIA LLC	072524	12/2/2019	

PSC DR1 Response 47a.xlsx

Breakdown of Account 913

Journal ID	Voucher	Amount	Description / Purpose	Account	Dept	Vendor / Supplier	Invoice	Invoice Date	Expected Benefit
AP00048126	00643693	$989.50	Solar Printing	930100	064	SOUTHLAND PRINTING CO	318194	8/14/2019	Educating the public on Cooperative Solar program.
AP00046580	00629079	$810.00	Videography, Editing for Solar Video	930100	064	WRIGLEY MEDIA GROUP	INV0883	3/20/2019	Educating the public on Cooperative Solar program.
AP00048344	00644690	$2,129.00	Videography, Editing for Solar Video	930100	064	WRIGLEY MEDIA GROUP	INV1022	9/4/2019	Educating the public on Cooperative Solar program.
AP00048593	00650237	$1,800.00	Advertising- Touchstone Energy	930100	064	BIG SANDY RECC	2019BATCH000029	11/5/2019	18 Touchstone Energy Related Ad transactions:
AP00048765	00652872	$390.00	Advertising- Touchstone Energy	930100	064	BLUE GRASS ENERGY	2019BATCH000030	12/2/2019	Branding advertising associated with the Touchstone
AP00046580	00628898	$500.00	Advertising- Touchstone Energy	930100	064	FARMERS RECC	2019BATCH000007	3/18/2019	Energy program. Previous Commission decisions
AP00048569	00647651	$1,131.76	Advertising- Touchstone Energy	930100	064	FARMERS RECC	2019BATCH000017	10/7/2019	have excluded such costs from recovery in base rates,
AP00046778	00631425	$250.00	Advertising- Touchstone Energy	930100	064	FLEMING-MASON ENER COOP	2019BATCH000009	4/16/2019	so EKPC has excluded these expenses for rate-
AP00048126	00644392	$852.50	Advertising- Touchstone Energy	930100	064	GRAYSON RECC	2019BATCH000016	9/4/2019	making purposes.
AP00048569	00647654	$1,325.00	Advertising- Touchstone Energy	930100	064	INTER COUNTY ENERGY	2019BATCH000017	10/7/2019	
AP00048987	00653647	$475.00	Advertising- Touchstone Energy	930100	064	INTER COUNTY ENERGY	2019BATCH000032	12/10/2019	
AP00048126	00644394	$1,800.00	Advertising- Touchstone Energy	930100	064	JACKSON ENERGY COOP	2019BATCH000016	9/4/2019	
AP00048765	00652880	$1,800.00	Advertising- Touchstone Energy	930100	064	NOLIN RECC	2019BATCH000030	12/2/2019	
AP00046923	00633711	$750.00	Advertising- Touchstone Energy	930100	064	OWEN ELECTRIC COOP INC	2019BATCH000010	5/7/2019	
AP00048593	00650248	$147.50	Advertising- Touchstone Energy	930100	064	OWEN ELECTRIC COOP INC	2019BATCH000029	11/5/2019	
AP00046975	00635909	$1,800.00	Advertising- Touchstone Energy	930100	064	SALT RIVER ELECTRIC	2019BATCH000012	6/3/2019	
AP00046210	00623820	$500.00	Advertising- Touchstone Energy	930100	064	SOUTH KENTUCKY RECC	2019BATCH000002	1/22/2019	
AP00046778	00631434	$100.00	Advertising- Touchstone Energy	930100	064	SOUTH KENTUCKY RECC	2019BATCH000009	4/16/2019	
AP00046975	00635911	$875.00	Advertising- Touchstone Energy	930100	064	SOUTH KENTUCKY RECC	2019BATCH000012	6/3/2019	
AP00048123	00644400	$325.00	Advertising- Touchstone Energy	930100	064	SOUTH KENTUCKY RECC	2019BATCH000016	9/4/2019	
AP00046778	00631004	$6,600.00	3/19 Touchstone Energy Public Service Ad	930202	064	WESTERN KY UNIVERSITY	19030037	3/31/2019	
Total Other		$200,987.38							
Total Account 930		**$376,664.98**	**Rate-making Adjustment**	**$21,421.76**					
Total All Advertising		**$502,354.97**	**Total Rate-making Adjustment**	**$87,595.59**					

PSC DR1 Response 47b.xlsx

Schedule L2

East Kentucky Power Cooperative, Inc.
Case No. 2021-00103

Analysis of Account No. 930 - Miscellaneous General Expenses
For the Test Year

Line No.	Item (a)	Amount (b)
1	Industry Assocation Dues	$1,553,986
2	Stockholder and Debt Service Expenses	$0
3	Institutional Advertising	$21,422
4	Conservation Advertising	$0
5	Rate Department Load Studies	$0
6	Director's Fees and Expenses	$790,748
7	Dues and Subscriptions	$831,405
8	Miscellaneous	$2,057,788
9	Total	$5,255,349
10	Amount Assigned to Kentucky Retail	$5,255,349

Note: Include detailed workpapers supporting this analysis. Expenditures under $500 are to be grouped by the classes shown on this Form.

EKPC proposed adjustments to the test year include the exclusion of the following items from Account 930 for rate-making purposes:

Director's Fees and Expenses -	
Exhibit ISS-1, Schedule 1.14	($72,637)
Industry Association Dues -	
Exhibit ISS-1, Schedule 1.16	($50,000)
Exhibit ISS-1, Schedule 1.17	($416,400)
Institutional Advertising -	
Exhibit ISS-1, Schedule 1.17	($21,422)
Miscellaneous -	
Exhibit ISS-1, Schedule 1.18	($174,562)
Total Exclusions	($735,021)

PSC DR1 Response 47b.xlsx

Breakdown - Account 930, all subaccounts

Please see Recap at the end of this Account Detail for Schedule L2 classification totals.

Journal ID	Journal Descr	Journal Date	Posted	Account	Dept	Line Descr	Sum Amount
	Accounts Payable - See AP Vouchered Detail			***930100***		***Accounts Payable Accruals***	***$538,835.20***
	Schedule L2 - "Miscellaneous" Class:						
PO00046790	Accrue Unmatched PO Receipts	4/30/2019	5/6/2019	930100	064	Accrue Unmatched PO Receipts	$18,800.00
PO00046791	Accrue Unmatched PO Receipts	5/31/2019	6/7/2019	930100	064	Accrue Unmatched PO Receipts	($18,800.00)
PO00046977	Accrue Unmatched PO Receipts	5/31/2019	6/7/2019	930100	064	Accrue Unmatched PO Receipts	$2,010.00
PO00046979	Accrue Unmatched PO Receipts	6/30/2019	7/8/2019	930100	064	Accrue Unmatched PO Receipts	($2,010.00)
PO00048388	Accrue Unmatched PO Receipts	9/30/2019	10/4/2019	930100	061	Accrue Unmatched PO Receipts	$145.00
PO00048389	Accrue Unmatched PO Receipts	10/31/2019	11/6/2019	930100	061	Accrue Unmatched PO Receipts	($145.00)
PO00048585	Accrue Unmatched PO Receipts	10/31/2019	11/6/2019	930100	064	Accrue Unmatched PO Receipts	$288.00
PO00048586	Accrue Unmatched PO Receipts	11/30/2019	12/5/2019	930100	064	Accrue Unmatched PO Receipts	($288.00)
PO00048753	Accrue Unmatched PO Receipts	11/30/2019	12/5/2019	930100	064	Accrue Unmatched PO Receipts	$288.00
PO00048753	Accrue Unmatched PO Receipts	11/30/2019	12/5/2019	930100	081	Accrue Unmatched PO Receipts	$9,740.00
PO00048754	Accrue Unmatched PO Receipts	12/31/2019	1/14/2020	930100	064	Accrue Unmatched PO Receipts	($288.00)
PO00049062	Accrue Unmatched PO Receipts	12/31/2019	1/14/2020	930100	064	Accrue Unmatched PO Receipts	$288.00
PO00048754	Accrue Unmatched PO Receipts	12/31/2019	1/14/2020	930100	081	Accrue Unmatched PO Receipts	($9,740.00)
RC46	Amortize Eastern Kentucky University 3 Year Support Agreement	1/31/2019	2/14/2019	930100	064	Amortize EKU Sponsorship	$4,861.11
RC46	Amortize Eastern Kentucky University 3 Year Support Agreement	2/28/2019	3/5/2019	930100	064	Amortize EKU Sponsorship	$4,861.11
RC46	Amortize Eastern Kentucky University 3 Year Support Agreement	3/31/2019	4/3/2019	930100	064	Amortize EKU Sponsorship	$4,861.11
RC46	Amortize Eastern Kentucky University 3 Year Support Agreement	4/30/2019	5/1/2019	930100	064	Amortize EKU Sponsorship	$4,861.11
RC46	Amortize Eastern Kentucky University 3 Year Support Agreement	5/31/2019	6/4/2019	930100	064	Amortize EKU Sponsorship	$4,861.11
RC46	Amortize Eastern Kentucky University 3 Year Support Agreement	6/30/2019	7/10/2019	930100	064	Amortize EKU Sponsorship	$4,861.11
RC46	Amortize Eastern Kentucky University 3 Year Support Agreement	7/31/2019	7/31/2019	930100	064	Amortize EKU Sponsorship	$4,861.11
RC46	Amortize Eastern Kentucky University 3 Year Support Agreement	8/31/2019	8/29/2019	930100	064	Amortize EKU Sponsorship	$4,861.11
RC46	Amortize Eastern Kentucky University 3 Year Support Agreement	9/30/2019	10/2/2019	930100	064	Amortize EKU Sponsorship	$4,861.11
RC46	Amortize Eastern Kentucky University 3 Year Support Agreement	10/31/2019	10/31/2019	930100	064	Amortize EKU Sponsorship	$4,861.11
RC46	Amortize Eastern Kentucky University 3 Year Support Agreement	11/30/2019	12/2/2019	930100	064	Amortize EKU Sponsorship	$4,861.11
RC46	Amortize Eastern Kentucky University 3 Year Support Agreement	12/31/2019	1/3/2020	930100	064	Amortize EKU Sponsorship	$4,861.11
AL00000002	Benefits Alloca ion - Labor $	1/31/2019	2/11/2019	930100	010	BENEFITS ALLOCATION - LABOR $	$1,801.51
AL00000002	Benefits Alloca ion - Labor $	2/28/2019	3/5/2019	930100	010	BENEFITS ALLOCATION - LABOR $	$1,692.14
AL00000002	Benefits Alloca ion - Labor $	3/31/2019	4/4/2019	930100	010	BENEFITS ALLOCATION - LABOR $	$1,700.52
AL00000002	Benefits Alloca ion - Labor $	4/30/2019	5/6/2019	930100	010	BENEFITS ALLOCATION - LABOR $	$1,844.44
AL00000002	Benefits Alloca ion - Labor $	5/31/2019	6/5/2019	930100	010	BENEFITS ALLOCATION - LABOR $	$1,890.67
AL00000002	Benefits Alloca ion - Labor $	6/30/2019	7/3/2019	930100	010	BENEFITS ALLOCATION - LABOR $	$1,737.54
AL00000002	Benefits Alloca ion - Labor $	7/31/2019	8/5/2019	930100	010	BENEFITS ALLOCATION - LABOR $	$1,878.25
AL00000002	Benefits Alloca ion - Labor $	8/31/2019	9/6/2019	930100	010	BENEFITS ALLOCATION - LABOR $	$1,752.16
AL00000002	Benefits Alloca ion - Labor $	9/30/2019	10/4/2019	930100	010	BENEFITS ALLOCATION - LABOR $	$713.52
AL00000002	Benefits Alloca ion - Labor $	10/31/2019	11/5/2019	930100	010	BENEFITS ALLOCATION - LABOR $	$785.51
AL00000002	Benefits Alloca ion - Labor $	11/30/2019	12/4/2019	930100	010	BENEFITS ALLOCATION - LABOR $	$900.17
AL00000002	Benefits Alloca ion - Labor $	12/31/2019	1/10/2020	930100	010	BENEFITS ALLOCATION - LABOR $	$667.79
AL00000003	Benefits Alloca ion - Lbr Hrs	1/31/2019	2/11/2019	930100	010	BENEFITS ALLOCATION - LBR HRS	$895.81
AL00000003	Benefits Alloca ion - Lbr Hrs	2/28/2019	3/5/2019	930100	010	BENEFITS ALLOCATION - LBR HRS	$870.03
AL00000003	Benefits Alloca ion - Lbr Hrs	3/31/2019	4/4/2019	930100	010	BENEFITS ALLOCATION - LBR HRS	$848.55
AL00000003	Benefits Alloca ion - Lbr Hrs	4/30/2019	5/6/2019	930100	010	BENEFITS ALLOCATION - LBR HRS	$850.56
AL00000003	Benefits Alloca ion - Lbr Hrs	5/31/2019	6/5/2019	930100	010	BENEFITS ALLOCATION - LBR HRS	$845.97
AL00000003	Benefits Alloca ion - Lbr Hrs	6/30/2019	7/3/2019	930100	010	BENEFITS ALLOCATION - LBR HRS	$863.38
AL00000003	Benefits Alloca ion - Lbr Hrs	7/31/2019	8/5/2019	930100	010	BENEFITS ALLOCATION - LBR HRS	$1,003.17
AL00000003	Benefits Alloca ion - Lbr Hrs	8/31/2019	9/6/2019	930100	010	BENEFITS ALLOCATION - LBR HRS	$863.08
AL00000003	Benefits Alloca ion - Lbr Hrs	9/30/2019	10/4/2019	930100	010	BENEFITS ALLOCATION - LBR HRS	$896.02
AL00000003	Benefits Alloca ion - Lbr Hrs	10/31/2019	11/5/2019	930100	010	BENEFITS ALLOCATION - LBR HRS	$879.06
AL00000003	Benefits Alloca ion - Lbr Hrs	11/30/2019	12/4/2019	930100	010	BENEFITS ALLOCATION - LBR HRS	$914.76

PSC DR1 Response 47b.xlsx

Breakdown - Account 930, all subaccounts

Please see Recap at the end of this Account Detail for Schedule L2 classification totals.

Journal ID	Journal Descr	Journal Date	Posted	Account	Dept	Line Descr	Sum Amount
AL00000003	Benefits Alloca ion - Lbr Hrs	12/31/2019	1/10/2020	930100	010	BENEFITS ALLOCATION - LBR HRS	$1,326.85
AL00000001	Benefits Alloca ion - Taxes	1/31/2019	2/11/2019	930100	007	BENEFITS ALLOCATION - TAXES	$431.73
AL00000001	Benefits Alloca ion - Taxes	2/28/2019	3/5/2019	930100	007	BENEFITS ALLOCATION - TAXES	$381.98
AL00000001	Benefits Alloca ion - Taxes	3/31/2019	4/4/2019	930100	007	BENEFITS ALLOCATION - TAXES	$366.64
AL00000001	Benefits Alloca ion - Taxes	4/30/2019	5/6/2019	930100	007	BENEFITS ALLOCATION - TAXES	$365.46
AL00000001	Benefits Alloca ion - Taxes	5/31/2019	6/5/2019	930100	007	BENEFITS ALLOCATION - TAXES	$561.41
AL00000001	Benefits Alloca ion - Taxes	6/30/2019	7/3/2019	930100	007	BENEFITS ALLOCATION - TAXES	$392.54
AL00000001	Benefits Alloca ion - Taxes	7/31/2019	8/5/2019	930100	007	BENEFITS ALLOCATION - TAXES	$401.96
AL00000001	Benefits Alloca ion - Taxes	8/31/2019	9/6/2019	930100	007	BENEFITS ALLOCATION - TAXES	$383.80
AL00000001	Benefits Alloca ion - Taxes	9/30/2019	10/4/2019	930100	007	BENEFITS ALLOCATION - TAXES	$368.93
AL00000001	Benefits Alloca ion - Taxes	10/31/2019	11/5/2019	930100	007	BENEFITS ALLOCATION - TAXES	$371.82
AL00000001	Benefits Alloca ion - Taxes	11/30/2019	12/4/2019	930100	007	BENEFITS ALLOCATION - TAXES	$549.42
AL00000001	Benefits Alloca ion - Taxes	12/31/2019	1/10/2020	930100	007	BENEFITS ALLOCATION - TAXES	$338.05
BI00048563	BI Billing - Honor Flight 2019	10/31/2019	11/1/2019	930100	064	BI Billing - Honor Flight 2019	($16,000.00)
BI00046387	BI Billing - Tuition Reimbursement L. Perry	2/28/2019	3/5/2019	930100	064	BI Billing - Tuition Reimburse	($607.50)
PR00046055	Payroll Journal	1/31/2019	2/6/2019	930100	061	Payroll	$409.91
PR00046055	Payroll Journal	1/31/2019	2/6/2019	930100	061	Payroll	($248.13)
PR00046132	Payroll Journal	1/31/2019	2/6/2019	930100	061	Payroll	$396.93
PR00046132	Payroll Journal	1/31/2019	2/6/2019	930100	061	Payroll	$357.24
PR00046055	Payroll Journal	1/31/2019	2/6/2019	930100	064	Payroll	$1,403.44
PR00046055	Payroll Journal	1/31/2019	2/6/2019	930100	064	Payroll	($842.06)
PR00046132	Payroll Journal	1/31/2019	2/6/2019	930100	064	Payroll	$1,403.43
PR00046132	Payroll Journal	1/31/2019	2/6/2019	930100	064	Payroll	$1,263.09
PR00046055	Payroll Journal	1/31/2019	2/6/2019	930100	081	Payroll	$692.21
PR00046055	Payroll Journal	1/31/2019	2/6/2019	930100	081	Payroll	($415.31)
PR00046132	Payroll Journal	1/31/2019	2/6/2019	930100	081	Payroll	$692.20
PR00046132	Payroll Journal	1/31/2019	2/6/2019	930100	081	Payroll	$622.98
PR00046223	Payroll Journal	2/28/2019	2/26/2019	930100	061	Payroll	$413.50
PR00046223	Payroll Journal	2/28/2019	2/26/2019	930100	061	Payroll	($357.24)
PR00046350	Payroll Journal	2/28/2019	2/26/2019	930100	061	Payroll	$396.93
PR00046350	Payroll Journal	2/28/2019	2/26/2019	930100	061	Payroll	$357.24
PR00046223	Payroll Journal	2/28/2019	2/26/2019	930100	064	Payroll	$1,403.43
PR00046223	Payroll Journal	2/28/2019	2/26/2019	930100	064	Payroll	($1,263.09)
PR00046350	Payroll Journal	2/28/2019	2/26/2019	930100	064	Payroll	$1,403.44
PR00046350	Payroll Journal	2/28/2019	2/26/2019	930100	064	Payroll	$1,263.09
PR00046223	Payroll Journal	2/28/2019	2/26/2019	930100	081	Payroll	$692.20
PR00046223	Payroll Journal	2/28/2019	2/26/2019	930100	081	Payroll	($622.98)
PR00046350	Payroll Journal	2/28/2019	2/26/2019	930100	081	Payroll	$692.21
PR00046350	Payroll Journal	2/28/2019	2/26/2019	930100	081	Payroll	$623.00
PR00046439	Payroll Journal	3/31/2019	3/25/2019	930100	061	Payroll	$413.51
PR00046439	Payroll Journal	3/31/2019	3/25/2019	930100	061	Payroll	($357.24)
PR00046528	Payroll Journal	3/31/2019	3/25/2019	930100	061	Payroll	$396.93
PR00046528	Payroll Journal	3/31/2019	3/25/2019	930100	061	Payroll	$396.93
PR00046439	Payroll Journal	3/31/2019	3/25/2019	930100	064	Payroll	$1,403.42
PR00046439	Payroll Journal	3/31/2019	3/25/2019	930100	064	Payroll	($1,263.09)
PR00046528	Payroll Journal	3/31/2019	3/25/2019	930100	064	Payroll	$1,403.42
PR00046528	Payroll Journal	3/31/2019	3/25/2019	930100	064	Payroll	$1,403.42
PR00046439	Payroll Journal	3/31/2019	3/25/2019	930100	081	Payroll	$692.21
PR00046439	Payroll Journal	3/31/2019	3/25/2019	930100	081	Payroll	($623.00)
PR00046528	Payroll Journal	3/31/2019	3/25/2019	930100	081	Payroll	$692.19

PSC DR1 Response 47b.xlsx

Breakdown - Account 930, all subaccounts

Please see Recap at the end of this Account Detail for Schedule L2 classification totals.

Journal ID	Journal Descr	Journal Date	Posted	Account	Dept	Line Descr	Sum Amount
PR00046528	Payroll Journal	3/31/2019	3/25/2019	930100	081	Payroll	$692.19
PR00046762	Payroll Journal	4/30/2019	5/2/2019	930100	061	Payroll	$413.51
PR00046762	Payroll Journal	4/30/2019	5/2/2019	930100	061	Payroll	($396.93)
PR00046763	Payroll Journal	4/30/2019	5/2/2019	930100	061	Payroll	$396.93
PR00046763	Payroll Journal	4/30/2019	5/2/2019	930100	061	Payroll	$476.31
PR00046762	Payroll Journal	4/30/2019	5/2/2019	930100	064	Payroll	$1,403.43
PR00046762	Payroll Journal	4/30/2019	5/2/2019	930100	064	Payroll	($1,403.42)
PR00046763	Payroll Journal	4/30/2019	5/2/2019	930100	064	Payroll	$1,403.42
PR00046763	Payroll Journal	4/30/2019	5/2/2019	930100	064	Payroll	$1,684.10
PR00046762	Payroll Journal	4/30/2019	5/2/2019	930100	081	Payroll	$692.20
PR00046762	Payroll Journal	4/30/2019	5/2/2019	930100	081	Payroll	($692.19)
PR00046763	Payroll Journal	4/30/2019	5/2/2019	930100	081	Payroll	$692.20
PR00046763	Payroll Journal	4/30/2019	5/2/2019	930100	081	Payroll	$830.64
PR00046765	Payroll Journal	5/31/2019	5/14/2019	930100	061	Payroll	$413.50
PR00046765	Payroll Journal	5/31/2019	5/14/2019	930100	061	Payroll	($476.31)
PR00046907	Payroll Journal	5/31/2019	5/28/2019	930100	061	Payroll	$397.73
PR00046907	Payroll Journal	5/31/2019	5/28/2019	930100	061	Payroll	$19.34
PR00046921	Payroll Journal	5/31/2019	5/31/2019	930100	061	Payroll	$389.50
PR00046921	Payroll Journal	5/31/2019	5/31/2019	930100	061	Payroll	$194.75
PR00046765	Payroll Journal	5/31/2019	5/14/2019	930100	064	Payroll	$1,403.42
PR00046765	Payroll Journal	5/31/2019	5/14/2019	930100	064	Payroll	($1,684.10)
PR00046765	Payroll Journal	5/31/2019	5/14/2019	930100	064	Payroll	$104.57
PR00046907	Payroll Journal	5/31/2019	5/28/2019	930100	064	Payroll	$1,403.41
PR00046921	Payroll Journal	5/31/2019	5/31/2019	930100	064	Payroll	$1,403.42
PR00046921	Payroll Journal	5/31/2019	5/31/2019	930100	064	Payroll	$701.73
PR00046765	Payroll Journal	5/31/2019	5/14/2019	930100	081	Payroll	$692.20
PR00046765	Payroll Journal	5/31/2019	5/14/2019	930100	081	Payroll	($830.64)
PR00046907	Payroll Journal	5/31/2019	5/28/2019	930100	081	Payroll	$692.20
PR00046921	Payroll Journal	5/31/2019	5/31/2019	930100	081	Payroll	$692.21
PR00046921	Payroll Journal	5/31/2019	5/31/2019	930100	081	Payroll	$346.12
PR00047058	Payroll Journal	6/30/2019	6/13/2019	930100	061	Payroll	$418.71
PR00047058	Payroll Journal	6/30/2019	6/13/2019	930100	061	Payroll	($194.75)
PR00047116	Payroll Journal	6/30/2019	6/28/2019	930100	061	Payroll	$399.73
PR00047116	Payroll Journal	6/30/2019	6/28/2019	930100	061	Payroll	$199.87
PR00047116	Payroll Journal	6/30/2019	6/28/2019	930100	061	Payroll	$13.81
PR00047058	Payroll Journal	6/30/2019	6/13/2019	930100	064	Payroll	$1,403.44
PR00047058	Payroll Journal	6/30/2019	6/13/2019	930100	064	Payroll	($701.73)
PR00047058	Payroll Journal	6/30/2019	6/13/2019	930100	064	Payroll	$121.99
PR00047116	Payroll Journal	6/30/2019	6/28/2019	930100	064	Payroll	$1,403.43
PR00047116	Payroll Journal	6/30/2019	6/28/2019	930100	064	Payroll	$701.72
PR00047116	Payroll Journal	6/30/2019	6/28/2019	930100	064	Payroll	$168.47
PR00047058	Payroll Journal	6/30/2019	6/13/2019	930100	081	Payroll	$692.20
PR00047058	Payroll Journal	6/30/2019	6/13/2019	930100	081	Payroll	($346.12)
PR00047116	Payroll Journal	6/30/2019	6/28/2019	930100	081	Payroll	$770.19
PR00047116	Payroll Journal	6/30/2019	6/28/2019	930100	081	Payroll	$385.10
PR00047262	Payroll Journal	7/31/2019	7/24/2019	930100	061	Payroll	$426.69
PR00047262	Payroll Journal	7/31/2019	7/24/2019	930100	061	Payroll	($199.87)
PR00047262	Payroll Journal	7/31/2019	7/24/2019	930100	061	Payroll	$11.41
PR00047321	Payroll Journal	7/31/2019	7/24/2019	930100	061	Payroll	$408.58
PR00047321	Payroll Journal	7/31/2019	7/24/2019	930100	061	Payroll	$326.87

PSC DR1 Response 47b.xlsx

Breakdown - Account 930, all subaccounts

Please see Recap at the end of this Account Detail for Schedule L2 classification totals.

Journal ID	Journal Descr	Journal Date	Posted	Account	Dept	Line Descr	Sum Amount
PR00047262	Payroll Journal	7/31/2019	7/24/2019	930100	064	Payroll	$1,448.94
PR00047262	Payroll Journal	7/31/2019	7/24/2019	930100	064	Payroll	($701.72)
PR00047262	Payroll Journal	7/31/2019	7/24/2019	930100	064	Payroll	$17.98
PR00047321	Payroll Journal	7/31/2019	7/24/2019	930100	064	Payroll	$1,448.94
PR00047321	Payroll Journal	7/31/2019	7/24/2019	930100	064	Payroll	$1,159.15
PR00047321	Payroll Journal	7/31/2019	7/24/2019	930100	064	Payroll	$95.90
PR00047262	Payroll Journal	7/31/2019	7/24/2019	930100	081	Payroll	$870.80
PR00047262	Payroll Journal	7/31/2019	7/24/2019	930100	081	Payroll	($385.10)
PR00047321	Payroll Journal	7/31/2019	7/24/2019	930100	081	Payroll	$870.80
PR00047321	Payroll Journal	7/31/2019	7/24/2019	930100	081	Payroll	$696.64
PR00048071	Payroll Journal	8/31/2019	8/30/2019	930100	061	Payroll	$407.50
PR00048071	Payroll Journal	8/31/2019	8/30/2019	930100	061	Payroll	($326.87)
PR00048072	Payroll Journal	8/31/2019	8/30/2019	930100	061	Payroll	$417.59
PR00048072	Payroll Journal	8/31/2019	8/30/2019	930100	061	Payroll	$417.59
PR00048071	Payroll Journal	8/31/2019	8/30/2019	930100	064	Payroll	$1,448.94
PR00048071	Payroll Journal	8/31/2019	8/30/2019	930100	064	Payroll	($1,159.15)
PR00048072	Payroll Journal	8/31/2019	8/30/2019	930100	064	Payroll	$1,448.94
PR00048072	Payroll Journal	8/31/2019	8/30/2019	930100	064	Payroll	$1,448.94
PR00048072	Payroll Journal	8/31/2019	8/30/2019	930100	064	Payroll	$83.91
PR00048071	Payroll Journal	8/31/2019	8/30/2019	930100	081	Payroll	$792.80
PR00048071	Payroll Journal	8/31/2019	8/30/2019	930100	081	Payroll	($696.64)
PR00048072	Payroll Journal	8/31/2019	8/30/2019	930100	081	Payroll	$714.80
PR00048072	Payroll Journal	8/31/2019	8/30/2019	930100	081	Payroll	$714.80
PR00048119	Payroll Journal	9/30/2019	9/23/2019	930100	061	Payroll	$433.91
PR00048119	Payroll Journal	9/30/2019	9/23/2019	930100	061	Payroll	($417.59)
PR00048233	Payroll Journal	9/30/2019	9/23/2019	930100	061	Payroll	$408.79
PR00048233	Payroll Journal	9/30/2019	9/23/2019	930100	061	Payroll	$449.67
PR00048119	Payroll Journal	9/30/2019	9/23/2019	930100	064	Payroll	$1,448.95
PR00048119	Payroll Journal	9/30/2019	9/23/2019	930100	064	Payroll	($1,448.94)
PR00048119	Payroll Journal	9/30/2019	9/23/2019	930100	064	Payroll	$47.95
PR00048233	Payroll Journal	9/30/2019	9/23/2019	930100	064	Payroll	$1,448.95
PR00048233	Payroll Journal	9/30/2019	9/23/2019	930100	064	Payroll	$1,593.85
PR00048119	Payroll Journal	9/30/2019	9/23/2019	930100	081	Payroll	$714.80
PR00048119	Payroll Journal	9/30/2019	9/23/2019	930100	081	Payroll	($714.80)
PR00048233	Payroll Journal	9/30/2019	9/23/2019	930100	081	Payroll	$714.80
PR00048233	Payroll Journal	9/30/2019	9/23/2019	930100	081	Payroll	$786.28
PR00048340	Payroll Journal	10/31/2019	10/22/2019	930100	061	Payroll	$437.91
PR00048340	Payroll Journal	10/31/2019	10/22/2019	930100	061	Payroll	($449.67)
PR00048498	Payroll Journal	10/31/2019	10/22/2019	930100	061	Payroll	$408.39
PR00048498	Payroll Journal	10/31/2019	10/22/2019	930100	061	Payroll	$571.75
PR00048340	Payroll Journal	10/31/2019	10/22/2019	930100	064	Payroll	$1,448.95
PR00048340	Payroll Journal	10/31/2019	10/22/2019	930100	064	Payroll	($1,593.85)
PR00048340	Payroll Journal	10/31/2019	10/22/2019	930100	064	Payroll	$119.88
PR00048498	Payroll Journal	10/31/2019	10/22/2019	930100	064	Payroll	$1,448.96
PR00048498	Payroll Journal	10/31/2019	10/22/2019	930100	064	Payroll	$2,028.55
PR00048340	Payroll Journal	10/31/2019	10/22/2019	930100	081	Payroll	$731.90
PR00048340	Payroll Journal	10/31/2019	10/22/2019	930100	081	Payroll	($786.28)
PR00048498	Payroll Journal	10/31/2019	10/22/2019	930100	081	Payroll	$731.89
PR00048498	Payroll Journal	10/31/2019	10/22/2019	930100	081	Payroll	$1,024.65
PR00048552	Payroll Journal	11/30/2019	11/22/2019	930100	061	Payroll	$425.51

PSC DR1 Response 47b.xlsx

Breakdown - Account 930, all subaccounts

Please see Recap at the end of this Account Detail for Schedule L2 classification totals.

Journal ID	Journal Descr	Journal Date	Posted	Account	Dept	Line Descr	Sum Amount
PR00048552	Payroll Journal	11/30/2019	11/22/2019	930100	061	Payroll	($571.75)
PR00048673	Payroll Journal	11/30/2019	11/22/2019	930100	061	Payroll	$419.50
PR00048742	Payroll Journal	11/30/2019	12/3/2019	930100	061	Payroll	$425.89
PR00048742	Payroll Journal	11/30/2019	12/3/2019	930100	061	Payroll	$212.95
PR00048552	Payroll Journal	11/30/2019	11/22/2019	930100	064	Payroll	$1,448.95
PR00048552	Payroll Journal	11/30/2019	11/22/2019	930100	064	Payroll	($2,028.55)
PR00048673	Payroll Journal	11/30/2019	11/22/2019	930100	064	Payroll	$1,448.94
PR00048742	Payroll Journal	11/30/2019	12/3/2019	930100	064	Payroll	$1,448.94
PR00048742	Payroll Journal	11/30/2019	12/3/2019	930100	064	Payroll	$724.47
PR00048552	Payroll Journal	11/30/2019	11/22/2019	930100	081	Payroll	$731.89
PR00048552	Payroll Journal	11/30/2019	11/22/2019	930100	081	Payroll	($1,024.65)
PR00048673	Payroll Journal	11/30/2019	11/22/2019	930100	081	Payroll	$731.89
PR00048742	Payroll Journal	11/30/2019	12/3/2019	930100	081	Payroll	$731.90
PR00048742	Payroll Journal	11/30/2019	12/3/2019	930100	081	Payroll	$365.96
PR00048902	Payroll Journal	12/31/2019	1/3/2020	930100	061	Payroll	$425.50
PR00048902	Payroll Journal	12/31/2019	1/3/2020	930100	061	Payroll	($212.95)
PR00048946	Payroll Journal	12/31/2019	1/3/2020	930100	061	Payroll	$425.51
PR00048946	Payroll Journal	12/31/2019	1/3/2020	930100	061	Payroll	$297.85
PR00048902	Payroll Journal	12/31/2019	1/3/2020	930100	064	Payroll	$1,448.94
PR00048902	Payroll Journal	12/31/2019	1/3/2020	930100	064	Payroll	($724.47)
PR00048946	Payroll Journal	12/31/2019	1/3/2020	930100	064	Payroll	$1,448.95
PR00048946	Payroll Journal	12/31/2019	1/3/2020	930100	064	Payroll	$1,014.26
PR00048902	Payroll Journal	12/31/2019	1/3/2020	930100	081	Payroll	$731.90
PR00048902	Payroll Journal	12/31/2019	1/3/2020	930100	081	Payroll	($365.96)
PR00048946	Payroll Journal	12/31/2019	1/3/2020	930100	081	Payroll	$731.89
PR00048946	Payroll Journal	12/31/2019	1/3/2020	930100	081	Payroll	$512.33
ACTUARYADJ	2019 Actuarial Adjustment Allocation Based on 2019 Labor Dollars	12/31/2019	1/30/2020	930100	010	2019 ACTUARIAL YE ALO	($539.00)
ACTUARYADJ	2019 Actuarial Adjustment Allocation Based on 2019 Labor Dollars	12/31/2019	1/30/2020	930100	010	2019 ACTUARIAL YE ALO	($1,862.91)
ACTUARYADJ	2019 Actuarial Adjustment Allocation Based on 2019 Labor Dollars	12/31/2019	1/30/2020	930100	010	2019 ACTUARIAL YE ALO	($948.45)
WRKCLTD_AL	To Allocate 2019 WRKCMPLTD Adjustment on Labor Dollars	12/31/2019	1/30/2020	930100	010	2019 WRKCMPLTD YE ALO	$25.40
WRKCLTD_AL	To Allocate 2019 WRKCMPLTD Adjustment on Labor Dollars	12/31/2019	1/30/2020	930100	010	2019 WRKCMPLTD YE ALO	$87.80
WRKCLTD_AL	To Allocate 2019 WRKCMPLTD Adjustment on Labor Dollars	12/31/2019	1/30/2020	930100	010	2019 WRKCMPLTD YE ALO	$44.70
MED_ALLOC	To Allocate Medical and Dental/Vision Reserves Adjustments on Labor Hours	12/31/2019	1/30/2020	930100	010	2019 MED_ADJ YE ALO	$14.23
MED_ALLOC	To Allocate Medical and Dental/Vision Reserves Adjustments on Labor Hours	12/31/2019	1/30/2020	930100	010	2019 MED_ADJ YE ALO	$52.60
MED_ALLOC	To Allocate Medical and Dental/Vision Reserves Adjustments on Labor Hours	12/31/2019	1/30/2020	930100	010	2019 MED_ADJ YE ALO	$17.60
APOTH12184	To manually accrue additional expenses	1/31/2019	2/18/2019	930100	061	Wrigley Media Group	($5,646.50)
APOTH12184	To manually accrue additional expenses	1/31/2019	2/18/2019	930100	061	Wrigley Media Group	($5,646.50)
APOTH12184	To manually accrue additional expenses	1/31/2019	2/18/2019	930100	061	Wrigley Media Group	($11,293.00)
YEPRACRL19	To Record 2019 Year End Payroll Accrual true-up	12/31/2019	1/21/2020	930100	061	2019 Year-end payroll accrual	$63.22
YEPRACRL19	To Record 2019 Year End Payroll Accrual true-up	12/31/2019	1/21/2020	930100	064	2019 Year-end payroll accrual	$215.28
YEPRACRL19	To Record 2019 Year End Payroll Accrual true-up	12/31/2019	1/21/2020	930100	081	2019 Year-end payroll accrual	$108.74
APOTH1219	To Record AP Other Accruals for Dec 2019, Reversing Jan 2020	12/31/2019	1/20/2020	930100	064	PNC Bank (Lands' End)	$2,338.72
YEPRACRL18	To Reverse 2018 Year End Payroll Accrual	1/31/2019	2/21/2019	930100	061	2018 Year-end payroll accrual	($36.70)
YEPRACRL18	To Reverse 2018 Year End Payroll Accrual	1/31/2019	2/21/2019	930100	064	2018 Year-end payroll accrual	($125.66)
YEPRACRL18	To Reverse 2018 Year End Payroll Accrual	1/31/2019	2/21/2019	930100	081	2018 Year-end payroll accrual	($61.98)
	Total Schedule L2 - "Miscellaneous" Class						**$119,968.87**
	Total Account 930100						**$658,804.07**
	Accounts Payable - See AP Vouchered Detail			***930200***		***Accounts Payable Accruals***	***$649,190.88***
	Schedule L2 - "Director's Fees and Expenses" Class:						

PSC DR1 Response 47b.xlsx

Breakdown - Account 930, all subaccounts

Please see Recap at the end of this Account Detail for Schedule L2 classification totals.

Journal ID	Journal Descr	Journal Date	Posted	Account	Dept	Line Descr	Sum Amount
CAM_OH	CAM Overhead	1/31/2019	2/14/2019	930200	777	CAM Overhead	($22.82)
CAM_OH	CAM Overhead	2/28/2019	3/7/2019	930200	777	CAM Overhead	($22.82)
CAM_OH	CAM Overhead	3/31/2019	4/5/2019	930200	777	CAM Overhead	($20.61)
CAM_OH	CAM Overhead	4/30/2019	5/6/2019	930200	777	CAM Overhead	($22.82)
CAM_OH	CAM Overhead	5/31/2019	6/6/2019	930200	777	CAM Overhead	($34.22)
CAM_OH	CAM Overhead	6/30/2019	7/5/2019	930200	777	CAM Overhead	($22.82)
CAM_OH	CAM Overhead	7/31/2019	8/6/2019	930200	777	CAM Overhead	($22.82)
CAM_OH	CAM Overhead	8/31/2019	9/9/2019	930200	777	CAM Overhead	($22.26)
CAM_OH	CAM Overhead	9/30/2019	10/4/2019	930200	777	CAM Overhead	($22.82)
CAM_OH	CAM Overhead	10/31/2019	11/6/2019	930200	777	CAM Overhead	($22.82)
CAM_OH	CAM Overhead	11/30/2019	12/4/2019	930200	777	CAM Overhead	($34.22)
CAM_OH	CAM Overhead	12/31/2019	1/13/2020	930200	777	CAM Overhead	($22.82)
0111	NRECA Insurance - monthly entry	1/31/2019	2/11/2019	930200	009	Director AD&D-MO JE	$6.17
0211	NRECA Insurance - monthly entry	2/28/2019	3/5/2019	930200	009	Director AD&D-MO JE	$6.17
0311	NRECA Insurance - monthly entry	3/31/2019	4/3/2019	930200	009	Director AD&D-MO JE	$6.17
0411	NRECA Insurance - monthly entry	4/30/2019	5/1/2019	930200	009	Director AD&D-MO JE	$6.17
0511	NRECA Insurance - monthly entry	5/31/2019	6/4/2019	930200	009	Director AD&D-MO JE	$6.17
0611	NRECA Insurance - monthly entry	6/30/2019	7/2/2019	930200	009	Director AD&D-MO JE	$6.17
0711	NRECA Insurance - monthly entry	7/31/2019	7/31/2019	930200	009	Director AD&D-MO JE	$0.00
0811	NRECA Insurance - monthly entry	8/31/2019	9/6/2019	930200	009	Director AD&D-MO JE	$6.66
0811	NRECA Insurance - monthly entry	8/31/2019	9/6/2019	930200	009	True-up Director AD&D July JE	$6.66
0911	NRECA Insurance - monthly entry	9/30/2019	10/2/2019	930200	009	Director AD&D-MO JE	$6.66
1011	NRECA Insurance - monthly entry	10/31/2019	10/31/2019	930200	009	Director AD&D-MO JE	$6.66
1111	NRECA Insurance - monthly entry	11/30/2019	12/3/2019	930200	009	Director AD&D-MO JE	$6.66
OTHPPDINS	Other Prepaid Insurance	1/31/2019	2/11/2019	930200	009	Oth Prepd Ins-Dir/Officer Liab	$12,191.94
OTHPPDINS	Other Prepaid Insurance	2/28/2019	3/5/2019	930200	009	Oth Prepd Ins-Dir/Officer Liab	$12,191.94
APOTH12182	To Record Additional Other Accruals for Dec 2018, Reversing Jan 2019	1/31/2019	2/13/2019	930200	015	Inter-County Energy Coop	($5,336.23)
OTHPPDINS	To Record Amortization of Other Prepaid Insurance	3/31/2019	4/3/2019	930200	009	Oth Prepd Ins-Dir/Officer Liab	$12,191.94
OTHPPDINS	To Record Amortization of Other Prepaid Insurance	4/30/2019	5/6/2019	930200	009	Oth Prepd Ins-Dir/Officer Liab	$12,191.94
OTHPPDINS	To Record Amortization of Other Prepaid Insurance	5/31/2019	6/5/2019	930200	009	Oth Prepd Ins-Dir/Officer Liab	$12,191.94
OTHPPDINS	To Record Amortization of Other Prepaid Insurance	6/30/2019	7/3/2019	930200	009	Oth Prepd Ins-Dir/Officer Liab	$12,191.94
OTHPPDINS	To Record Amortization of Other Prepaid Insurance	7/31/2019	8/5/2019	930200	009	Oth Prepd Ins-Dir/Officer Liab	$12,191.94
OTHPPDINS	To Record Amortization of Other Prepaid Insurance	8/31/2019	9/6/2019	930200	009	Oth Prepd Ins-Dir/Officer Liab	$12,191.94
OTHPPDINS	To Record Amortization of Other Prepaid Insurance	9/30/2019	10/3/2019	930200	009	Oth Prepd Ins-Dir/Officer Liab	$12,191.94
OTHPPDINS	To Record Amortization of Other Prepaid Insurance	10/31/2019	11/5/2019	930200	009	Oth Prepd Ins-Dir/Officer Liab	$0.00
OTHPPDINS	To Record Amortization of Other Prepaid Insurance	11/30/2019	12/4/2019	930200	009	Oth Prepd Ins-Dir/Officer Liab	$24,921.78
OTHPPDINS	To Record Amortization of Other Prepaid Insurance	12/31/2019	1/8/2020	930200	009	Oth Prepd Ins-Dir/Officer Liab	$12,460.87
1211	To Record NRECA Insurance and Year-End True-up	12/31/2019	1/10/2020	930200	009	Director AD&D-MO JE	$6.90
1211	To Record NRECA Insurance and Year-End True-up	12/31/2019	1/10/2020	930200	009	Directors Fees YE Trueup	($0.24)
APOTH1218	To Record Other Accruals for Dec 2018, Reversing Jan 2019	1/31/2019	2/13/2019	930200	015	Homewood Suites	($126.52)
	Total Schedule L2 - "Director's Fees and Expenses" Class						**$141,430.47**
	Total Account 930200						**$790,621.35**
	Accounts Payable - See AP Vouchered Detail			***930201***		***Accounts Payable Accruals***	***$398,508.36***
	Schedule L2 - "Industry Association Dues" Class:						
RC11	Mon KAEC Government Strategies Consultant Contract / KAEC Member Dues	2/28/2019	3/5/2019	930201	015	KAEC Membership Dues	$8,333.33
RC11	Mon KAEC Government Strategies Consultant Contract / KAEC Member Dues	3/31/2019	4/5/2019	930201	015	KAEC Membership Dues	$4,166.67
RC11	Mon KAEC Government Strategies Consultant Contract / KAEC Member Dues	4/30/2019	5/6/2019	930201	015	KAEC Membership Dues	$0.00
RC11	Mon KAEC Government Strategies Consultant Contract / KAEC Member Dues	5/31/2019	6/5/2019	930201	015	KAEC Membership Dues	$8,333.33
RC11	Mon KAEC Government Strategies Consultant Contract / KAEC Member Dues	6/30/2019	7/2/2019	930201	015	KAEC Membership Dues	$4,166.66

PSC DR1 Response 47b.xlsx

Breakdown - Account 930, all subaccounts

Please see Recap at the end of this Account Detail for Schedule L2 classification totals.

Journal ID	Journal Descr	Journal Date	Posted	Account	Dept	Line Descr	Sum Amount
RC11	Mon KAEC Government Strategies Consultant Contract / KAEC Member Dues	7/31/2019	8/6/2019	930201	015	KAEC Membership Dues	$0.00
RC11	Mon KAEC Government Strategies Consultant Contract / KAEC Member Dues	8/31/2019	9/6/2019	930201	015	KAEC Membership Dues	$8,333.33
RC11	Mon KAEC Government Strategies Consultant Contract / KAEC Member Dues	9/30/2019	10/1/2019	930201	015	KAEC Membership Dues	$4,166.67
RC11	Mon KAEC Government Strategies Consultant Contract / KAEC Member Dues	10/31/2019	11/7/2019	930201	015	KAEC Membership Dues	$0.00
RC11	Mon KAEC Government Strategies Consultant Contract / KAEC Member Dues	11/30/2019	12/2/2019	930201	015	KAEC Membership Dues	$8,333.33
RC11	Mon KAEC Government Strategies Consultant Contract / KAEC Member Dues	12/31/2019	1/3/2020	930201	015	KAEC Membership Dues	$4,166.67
RC22	NERC and SERC Quarterly Assessments	1/31/2019	2/18/2019	930201	073	NERC/SERC Qtrly pmts	$35,916.70
RC22	NERC and SERC Quarterly Assessments	2/28/2019	3/5/2019	930201	073	NERC/SERC Qtrly pmts	$35,916.68
RC22	NERC and SERC Quarterly Assessments	3/31/2019	4/2/2019	930201	073	NERC/SERC Qtrly pmts	$35,916.69
RC22	NERC and SERC Quarterly Assessments	4/30/2019	5/3/2019	930201	073	NERC/SERC Qtrly pmts	$35,916.70
RC22	NERC and SERC Quarterly Assessments	5/31/2019	6/4/2019	930201	073	NERC/SERC Qtrly pmts	$35,916.70
RC22	NERC and SERC Quarterly Assessments	6/30/2019	7/2/2019	930201	073	NERC/SERC Qtrly pmts	$35,916.69
RC22	NERC and SERC Quarterly Assessments	7/31/2019	7/26/2019	930201	073	NERC/SERC Qtrly pmts	$35,916.70
RC22	NERC and SERC Quarterly Assessments	8/31/2019	8/29/2019	930201	073	NERC/SERC Qtrly pmts	$35,916.69
RC22	NERC and SERC Quarterly Assessments	9/30/2019	10/1/2019	930201	073	NERC/SERC Qtrly pmts	$35,916.69
RC22	NERC and SERC Quarterly Assessments	10/31/2019	10/31/2019	930201	073	NERC/SERC Qtrly pmts	$35,916.70
RC22	NERC and SERC Quarterly Assessments	11/30/2019	12/2/2019	930201	073	NERC/SERC Qtrly pmts	$35,916.69
RC22	NERC and SERC Quarterly Assessments	12/31/2019	1/3/2020	930201	073	NERC/SERC Qtrly pmts	$35,916.69
RC15	To Reverse RC15 NRECA Membership Dues	1/31/2019	2/8/2019	930201	086	CRN Memb.Dues	$10,698.80
RC15	To Reverse RC15 NRECA Membership Dues	2/28/2019	3/5/2019	930201	086	CRN Memb.Dues	$10,698.80
RC15	To Reverse RC15 NRECA Membership Dues	3/31/2019	4/2/2019	930201	086	CRN Memb.Dues	$10,698.80
RC15	To Reverse RC15 NRECA Membership Dues	4/30/2019	5/1/2019	930201	086	CRN Memb.Dues	$10,698.80
RC15	NRECA Membership Dues	5/31/2019	6/4/2019	930201	086	CRN Memb.Dues	$10,698.80
RC15	NRECA Membership Dues	6/30/2019	7/2/2019	930201	086	CRN Memb.Dues	$10,698.80
RC15	NRECA Membership Dues	7/31/2019	7/26/2019	930201	086	CRN Memb.Dues	$10,698.80
RC15	NRECA Membership Dues	8/31/2019	8/29/2019	930201	086	CRN Memb.Dues	$10,698.80
RC15	NRECA Membership Dues	9/30/2019	10/1/2019	930201	086	CRN Memb.Dues	$10,698.80
RC15	NRECA Membership Dues	10/31/2019	10/31/2019	930201	086	CRN Memb.Dues	$10,698.80
RC15	NRECA Membership Dues	11/30/2019	12/3/2019	930201	086	CRN Memb.Dues	$10,698.75
RC15	NRECA Membership Dues	12/31/2019	1/3/2020	930201	086	CRN Memb.Dues	$10,547.75
RC15	To Reverse RC15 NRECA Membership Dues	1/31/2019	2/8/2019	930201	015	NRECA Memb.Dues	$31,514.62
RC15	To Reverse RC15 NRECA Membership Dues	2/28/2019	3/5/2019	930201	015	NRECA Memb.Dues	$31,514.62
RC15	To Reverse RC15 NRECA Membership Dues	3/31/2019	4/2/2019	930201	015	NRECA Memb.Dues	$31,514.62
RC15	To Reverse RC15 NRECA Membership Dues	4/30/2019	5/1/2019	930201	015	NRECA Memb.Dues	$31,514.62
RC15	NRECA Membership Dues	5/31/2019	6/4/2019	930201	015	NRECA Memb.Dues	$31,514.62
RC15	NRECA Membership Dues	6/30/2019	7/2/2019	930201	015	NRECA Memb.Dues	$31,514.62
RC15	NRECA Membership Dues	7/31/2019	7/26/2019	930201	015	NRECA Memb.Dues	$31,514.62
RC15	NRECA Membership Dues	8/31/2019	8/29/2019	930201	015	NRECA Memb.Dues	$31,514.62
RC15	NRECA Membership Dues	9/30/2019	10/1/2019	930201	015	NRECA Memb.Dues	$31,514.62
RC15	NRECA Membership Dues	10/31/2019	10/31/2019	930201	015	NRECA Memb.Dues	$31,514.62
RC15	NRECA Membership Dues	11/30/2019	12/3/2019	930201	015	NRECA Memb.Dues	$31,514.56
RC15	NRECA Membership Dues	12/31/2019	1/3/2020	930201	015	NRECA Memb.Dues	$30,356.75
RC35	To Amortize Membership Fee for 2019 to Midwest Ozone Group	4/30/2019	5/6/2019	930201	172	Amort Midwest Ozone Group	$13,750.00
RC35	To Amortize Membership Fee for 2019 to Midwest Ozone Group	5/31/2019	6/4/2019	930201	172	Amort Midwest Ozone Group	$3,437.50
RC35	To Amortize Membership Fee for 2019 to Midwest Ozone Group	6/30/2019	7/2/2019	930201	172	Amort Midwest Ozone Group	$3,437.50
RC35	To Amortize Membership Fee for 2019 to Midwest Ozone Group	7/31/2019	7/31/2019	930201	172	Amort Midwest Ozone Group	$3,437.50
RC35	To Amortize Membership Fee for 2019 to Midwest Ozone Group	8/31/2019	8/29/2019	930201	172	Amort Midwest Ozone Group	$3,437.50
RC35	To Amortize Membership Fee for 2019 to Midwest Ozone Group	9/30/2019	10/1/2019	930201	172	Amort Midwest Ozone Group	$3,437.50
RC35	To Amortize Membership Fee for 2019 to Midwest Ozone Group	10/31/2019	10/31/2019	930201	172	Amort Midwest Ozone Group	$3,437.50
RC35	To Amortize Membership Fee for 2019 to Midwest Ozone Group	11/30/2019	12/2/2019	930201	172	Amort Midwest Ozone Group	$3,437.50

PSC DR1 Response 47b.xlsx

Breakdown - Account 930, all subaccounts

Please see Recap at the end of this Account Detail for Schedule L2 classification totals.

Journal ID	Journal Descr	Journal Date	Posted	Account	Dept	Line Descr	Sum Amount
RC35	To Amortize Membership Fee for 2019 to Midwest Ozone Group	12/31/2019	1/3/2020	930201	172	Amort Midwest Ozone Group	$3,437.50
RC43	Touchstone Energy Annual Dues	1/31/2019	2/14/2019	930201	064	Touchstone annual dues	$34,700.00
RC43	Touchstone Energy Annual Dues	2/28/2019	3/5/2019	930201	064	Touchstone annual dues	$34,700.00
RC43	Touchstone Energy Annual Dues	3/31/2019	4/3/2019	930201	064	Touchstone annual dues	$34,700.00
RC43	Touchstone Energy Annual Dues	4/30/2019	5/1/2019	930201	064	Touchstone annual dues	$34,700.00
RC43	Touchstone Energy Annual Dues	5/31/2019	6/4/2019	930201	064	Touchstone annual dues	$34,700.00
RC43	Touchstone Energy Annual Dues	6/30/2019	7/2/2019	930201	064	Touchstone annual dues	$34,700.00
RC43	Touchstone Energy Annual Dues	7/31/2019	7/31/2019	930201	064	Touchstone annual dues	$34,700.00
RC43	Touchstone Energy Annual Dues	8/31/2019	8/29/2019	930201	064	Touchstone annual dues	$34,700.00
RC43	Touchstone Energy Annual Dues	9/30/2019	10/2/2019	930201	064	Touchstone annual dues	$34,700.00
RC43	Touchstone Energy Annual Dues	10/31/2019	10/31/2019	930201	064	Touchstone annual dues	$34,700.00
RC43	Touchstone Energy Annual Dues	11/30/2019	12/2/2019	930201	064	Touchstone annual dues	$34,700.00
RC43	Touchstone Energy Annual Dues	12/31/2019	1/3/2020	930201	064	Touchstone annual dues	$34,700.00
	Total Schedule L2 - "Industry Association Dues" Class						**$1,443,902.32**
	Schedule L2 - "Dues and Subscriptions" Class:						
RC32	To Record Amortization of Curtiss-Wright FOMIS Membership Expense	1/31/2019	2/18/2019	930201	170	FOMIS membership mo exp	$5,237.32
RC32	To Record Amortization of Curtiss-Wright FOMIS Membership Expense	2/28/2019	3/5/2019	930201	170	FOMIS membership mo exp	$5,237.29
RC32	To Record Amortization of Curtiss-Wright FOMIS Membership Expense	3/31/2019	4/2/2019	930201	170	FOMIS membership mo exp	$5,237.29
RC32	To Record Amortization of Curtiss-Wright FOMIS Membership Expense	4/30/2019	5/1/2019	930201	170	FOMIS membership mo exp	$5,237.29
RC32	To Record Amortization of Curtiss-Wright FOMIS Membership Expense	5/31/2019	6/4/2019	930201	170	FOMIS membership mo exp	$5,237.29
RC32	To Record Amortization of Curtiss-Wright FOMIS Membership Expense	6/30/2019	7/2/2019	930201	170	FOMIS membership mo exp	$5,237.29
RC32	To Record Amortization of Curtiss-Wright FOMIS Membership Expense	7/31/2019	7/31/2019	930201	170	FOMIS membership mo exp	$5,237.29
RC32	To Record Amortization of Curtiss-Wright FOMIS Membership Expense	8/31/2019	8/29/2019	930201	170	FOMIS membership mo exp	$5,237.29
RC32	To Record Amortization of Curtiss-Wright FOMIS Membership Expense	9/30/2019	10/1/2019	930201	170	FOMIS membership mo exp	$5,237.29
RC32	To Record Amortization of Curtiss-Wright FOMIS Membership Expense	10/31/2019	10/31/2019	930201	170	FOMIS membership mo exp	$5,237.29
RC32	To Record Amortization of Curtiss-Wright FOMIS Membership Expense	11/30/2019	12/2/2019	930201	170	FOMIS membership mo exp	$5,237.29
RC32	To Record Amortization of Curtiss-Wright FOMIS Membership Expense	12/31/2019	1/3/2020	930201	170	FOMIS membership mo exp	$5,237.29
RC34	To Record Amortized Expense of EPRI Research Quarterly Memberships	1/31/2019	2/18/2019	930201	170	EPRI membership exp	$26,415.77
RC34	To Record Amortized Expense of EPRI Research Quarterly Memberships	1/31/2019	2/18/2019	930201	172	EPRI membership exp	$9,428.64
RC34	To Record Amortized Expense of EPRI Research Quarterly Memberships	2/28/2019	3/5/2019	930201	170	EPRI membership exp	$26,415.77
RC34	To Record Amortized Expense of EPRI Research Quarterly Memberships	2/28/2019	3/5/2019	930201	172	EPRI membership exp	$9,428.64
RC34	To Record Amortized Expense of EPRI Research Quarterly Memberships	3/31/2019	4/2/2019	930201	170	EPRI membership exp	$26,415.77
RC34	To Record Amortized Expense of EPRI Research Quarterly Memberships	3/31/2019	4/2/2019	930201	172	EPRI membership exp	$9,428.64
RC34	To Record Amortized Expense of EPRI Research Quarterly Memberships	4/30/2019	5/1/2019	930201	170	EPRI membership exp	$26,415.77
RC34	To Record Amortized Expense of EPRI Research Quarterly Memberships	4/30/2019	5/1/2019	930201	172	EPRI membership exp	$9,428.64
RC34	To Record Amortized Expense of EPRI Research Quarterly Memberships	5/31/2019	6/4/2019	930201	170	EPRI membership exp	$26,415.77
RC34	To Record Amortized Expense of EPRI Research Quarterly Memberships	5/31/2019	6/4/2019	930201	172	EPRI membership exp	$9,428.64
RC34	To Record Amortized Expense of EPRI Research Quarterly Memberships	6/30/2019	7/2/2019	930201	170	EPRI membership exp	$26,415.77
RC34	To Record Amortized Expense of EPRI Research Quarterly Memberships	6/30/2019	7/2/2019	930201	172	EPRI membership exp	$9,428.64
RC34	To Record Amortized Expense of EPRI Research Quarterly Memberships	7/31/2019	8/1/2019	930201	170	EPRI membership exp	$26,415.76
RC34	To Record Amortized Expense of EPRI Research Quarterly Memberships	7/31/2019	8/1/2019	930201	172	EPRI membership exp	$9,428.63
RC34	To Record Amortized Expense of EPRI Research Quarterly Memberships	8/31/2019	8/29/2019	930201	170	EPRI membership exp	$26,415.77
RC34	To Record Amortized Expense of EPRI Research Quarterly Memberships	8/31/2019	8/29/2019	930201	172	EPRI membership exp	$9,428.64
RC34	To Record Amortized Expense of EPRI Research Quarterly Memberships	9/30/2019	10/1/2019	930201	170	EPRI membership exp	$26,415.77
RC34	To Record Amortized Expense of EPRI Research Quarterly Memberships	9/30/2019	10/1/2019	930201	172	EPRI membership exp	$9,428.64
RC34	To Record Amortized Expense of EPRI Research Quarterly Memberships	10/31/2019	10/31/2019	930201	170	EPRI membership exp	$26,415.76
RC34	To Record Amortized Expense of EPRI Research Quarterly Memberships	10/31/2019	10/31/2019	930201	172	EPRI membership exp	$9,428.63
RC34	To Record Amortized Expense of EPRI Research Quarterly Memberships	11/30/2019	12/2/2019	930201	170	EPRI membership exp	$26,415.77
RC34	To Record Amortized Expense of EPRI Research Quarterly Memberships	11/30/2019	12/2/2019	930201	172	EPRI membership exp	$9,428.64
RC34	To Record Amortized Expense of EPRI Research Quarterly Memberships	12/31/2019	1/3/2020	930201	170	EPRI membership exp	$26,415.77

PSC DR1 Response 47b.xlsx

Breakdown - Account 930, all subaccounts

Please see Recap at the end of this Account Detail for Schedule L2 classification totals.

Journal ID	Journal Descr	Journal Date	Posted	Account	Dept	Line Descr	Sum Amount
RC34	To Record Amortized Expense of EPRI Research Quarterly Memberships	12/31/2019	1/3/2020	930201	172	EPRI membership exp	$9,428.64
	Total Schedule L2 - "Dues and Subscriptions" Class						**$492,980.39**
	Schedule L2 - "Miscellaneous" Class:						
RC48C	To Reclassify RC48 Accounting for February, March, and April to 184228.	4/30/2019	5/10/2019	930201	170	Reclass RC48 to 184228	($12,955.50)
RC48	To Record Amortization of Cohesive Solutions	1/31/2019	2/18/2019	930201	170	IBM Maximo AM 12 Month User S&S	$4,318.50
RC48R	To Reverse Original Entry To Record Amortiza ion of Cohesive Solutions	1/31/2019	2/19/2019	930201	170	IBM Maximo AM 12 Month User S&S	($4,318.50)
RC48	To Record Amortization of Cohesive Solutions	2/28/2019	3/9/2019	930201	170	IBM Maximo AM 12 Month User S&S	$4,318.50
RC48	To Record Amortization of Cohesive Solutions	3/31/2019	4/3/2019	930201	170	IBM Maximo AM 12 Month User S&S	$4,318.50
RC48	To Record Amortization of Cohesive Solutions	4/30/2019	5/2/2019	930201	170	IBM Maximo AM 12 Month User S&S	$4,318.50
	Total Schedule L2 - "Miscellaneous" Class						**$0.00**
	Total Account 930201						**$2,335,391.07**
	Accounts Payable - See AP Vouchered Detail			***930202***		***Accounts Payable Accruals***	***$223,610.66***
	Schedule L2 - "Industry Association Dues" Class:						
RC11	Mon KAEC Government Strategies Consultant Contract / KAEC Member Dues	3/31/2019	4/5/2019	930202	060	KAEC Govt Strat.Consult.Contr	$12,500.00
RC11	Mon KAEC Government Strategies Consultant Contract / KAEC Member Dues	4/30/2019	5/6/2019	930202	060	KAEC Govt Strat.Consult.Contr	$4,166.67
RC11	Mon KAEC Government Strategies Consultant Contract / KAEC Member Dues	5/31/2019	6/5/2019	930202	060	KAEC Govt Strat.Consult.Contr	$4,166.67
RC11	Mon KAEC Government Strategies Consultant Contract / KAEC Member Dues	6/30/2019	7/2/2019	930202	060	KAEC Govt Strat.Consult.Contr	$4,166.67
RC11	Mon KAEC Government Strategies Consultant Contract / KAEC Member Dues	7/31/2019	8/6/2019	930202	060	KAEC Govt Strat.Consult.Contr	$4,166.70
RC11	Mon KAEC Government Strategies Consultant Contract / KAEC Member Dues	8/31/2019	9/6/2019	930202	060	KAEC Govt Strat.Consult.Contr	$4,166.70
RC11	Mon KAEC Government Strategies Consultant Contract / KAEC Member Dues	9/30/2019	10/1/2019	930202	060	KAEC Govt Strat.Consult.Contr	$4,166.65
RC11	Mon KAEC Government Strategies Consultant Contract / KAEC Member Dues	10/31/2019	11/7/2019	930202	060	KAEC Govt Strat.Consult.Contr	$4,166.65
RC11	Mon KAEC Government Strategies Consultant Contract / KAEC Member Dues	11/30/2019	12/2/2019	930202	060	KAEC Govt Strat.Consult.Contr	$4,166.65
RC11	Mon KAEC Government Strategies Consultant Contract / KAEC Member Dues	12/31/2019	1/3/2020	930202	060	KAEC Govt Strat.Consult.Contr	$4,166.65
	Total Schedule L2 - "Industry Association Dues" Class						**$50,000.01**
	Schedule L2 - "Miscellaneous" Class:						
ARDJ046342	AR Direct Cash Journal - 035769303	2/28/2019	2/19/2019	930202	063	AR Direct Cash Journal	($7,500.00)
AL00000002	Benefits Alloca ion - Labor $	1/31/2019	2/11/2019	930202	010	BENEFITS ALLOCATION - LABOR $	$13,049.40
AL00000002	Benefits Alloca ion - Labor $	2/28/2019	3/5/2019	930202	010	BENEFITS ALLOCATION - LABOR $	$10,131.85
AL00000002	Benefits Alloca ion - Labor $	3/31/2019	4/4/2019	930202	010	BENEFITS ALLOCATION - LABOR $	$10,182.16
AL00000002	Benefits Alloca ion - Labor $	4/30/2019	5/6/2019	930202	010	BENEFITS ALLOCATION - LABOR $	$11,043.85
AL00000002	Benefits Alloca ion - Labor $	5/31/2019	6/5/2019	930202	010	BENEFITS ALLOCATION - LABOR $	$11,320.72
AL00000002	Benefits Alloca ion - Labor $	6/30/2019	7/3/2019	930202	010	BENEFITS ALLOCATION - LABOR $	$10,260.31
AL00000002	Benefits Alloca ion - Labor $	7/31/2019	8/5/2019	930202	010	BENEFITS ALLOCATION - LABOR $	$10,348.54
AL00000002	Benefits Alloca ion - Labor $	8/31/2019	9/6/2019	930202	010	BENEFITS ALLOCATION - LABOR $	$9,586.30
AL00000002	Benefits Alloca ion - Labor $	9/30/2019	10/4/2019	930202	010	BENEFITS ALLOCATION - LABOR $	$3,957.45
AL00000002	Benefits Alloca ion - Labor $	10/31/2019	11/5/2019	930202	010	BENEFITS ALLOCATION - LABOR $	$4,333.62
AL00000002	Benefits Alloca ion - Labor $	11/30/2019	12/4/2019	930202	010	BENEFITS ALLOCATION - LABOR $	$4,966.33
AL00000002	Benefits Alloca ion - Labor $	12/31/2019	1/10/2020	930202	010	BENEFITS ALLOCATION - LABOR $	$3,684.50
AL00000003	Benefits Alloca ion - Lbr Hrs	1/31/2019	2/11/2019	930202	010	BENEFITS ALLOCATION - LBR HRS	$4,036.63
AL00000003	Benefits Alloca ion - Lbr Hrs	2/28/2019	3/5/2019	930202	010	BENEFITS ALLOCATION - LBR HRS	$3,479.44
AL00000003	Benefits Alloca ion - Lbr Hrs	3/31/2019	4/4/2019	930202	010	BENEFITS ALLOCATION - LBR HRS	$3,393.26
AL00000003	Benefits Alloca ion - Lbr Hrs	4/30/2019	5/6/2019	930202	010	BENEFITS ALLOCATION - LBR HRS	$3,401.56
AL00000003	Benefits Alloca ion - Lbr Hrs	5/31/2019	6/5/2019	930202	010	BENEFITS ALLOCATION - LBR HRS	$3,372.13
AL00000003	Benefits Alloca ion - Lbr Hrs	6/30/2019	7/3/2019	930202	010	BENEFITS ALLOCATION - LBR HRS	$3,325.78
AL00000003	Benefits Alloca ion - Lbr Hrs	7/31/2019	8/5/2019	930202	010	BENEFITS ALLOCATION - LBR HRS	$3,365.73
AL00000003	Benefits Alloca ion - Lbr Hrs	8/31/2019	9/6/2019	930202	010	BENEFITS ALLOCATION - LBR HRS	$3,098.93
AL00000003	Benefits Alloca ion - Lbr Hrs	9/30/2019	10/4/2019	930202	010	BENEFITS ALLOCATION - LBR HRS	$3,363.55
AL00000003	Benefits Alloca ion - Lbr Hrs	10/31/2019	11/5/2019	930202	010	BENEFITS ALLOCATION - LBR HRS	$3,303.24
AL00000003	Benefits Alloca ion - Lbr Hrs	11/30/2019	12/4/2019	930202	010	BENEFITS ALLOCATION - LBR HRS	$3,428.36

PSC DR1 Response 47b.xlsx

Breakdown - Account 930, all subaccounts

Please see Recap at the end of this Account Detail for Schedule L2 classification totals.

Journal ID	Journal Descr	Journal Date	Posted	Account	Dept	Line Descr	Sum Amount
AL00000003	Benefits Alloca ion - Lbr Hrs	12/31/2019	1/10/2020	930202	010	BENEFITS ALLOCATION - LBR HRS	$4,978.84
AL00000001	Benefits Alloca ion - Taxes	1/31/2019	2/11/2019	930202	007	BENEFITS ALLOCATION - TAXES	$3,127.27
AL00000001	Benefits Alloca ion - Taxes	2/28/2019	3/5/2019	930202	007	BENEFITS ALLOCATION - TAXES	$2,287.06
AL00000001	Benefits Alloca ion - Taxes	3/31/2019	4/4/2019	930202	007	BENEFITS ALLOCATION - TAXES	$2,195.34
AL00000001	Benefits Alloca ion - Taxes	4/30/2019	5/6/2019	930202	007	BENEFITS ALLOCATION - TAXES	$2,188.17
AL00000001	Benefits Alloca ion - Taxes	5/31/2019	6/5/2019	930202	007	BENEFITS ALLOCATION - TAXES	$3,320.00
AL00000001	Benefits Alloca ion - Taxes	6/30/2019	7/3/2019	930202	007	BENEFITS ALLOCATION - TAXES	$2,205.88
AL00000001	Benefits Alloca ion - Taxes	7/31/2019	8/5/2019	930202	007	BENEFITS ALLOCATION - TAXES	$2,174.90
AL00000001	Benefits Alloca ion - Taxes	8/31/2019	9/6/2019	930202	007	BENEFITS ALLOCATION - TAXES	$2,070.29
AL00000001	Benefits Alloca ion - Taxes	9/30/2019	10/4/2019	930202	007	BENEFITS ALLOCATION - TAXES	$2,029.44
AL00000001	Benefits Alloca ion - Taxes	10/31/2019	11/5/2019	930202	007	BENEFITS ALLOCATION - TAXES	$2,010.15
AL00000001	Benefits Alloca ion - Taxes	11/30/2019	12/4/2019	930202	007	BENEFITS ALLOCATION - TAXES	$3,031.21
AL00000001	Benefits Alloca ion - Taxes	12/31/2019	1/10/2020	930202	007	BENEFITS ALLOCATION - TAXES	$1,865.16
CAM_OH	CAM Overhead	1/31/2019	2/14/2019	930202	777	CAM Overhead	($28.27)
CAM_OH	CAM Overhead	2/28/2019	3/7/2019	930202	777	CAM Overhead	($28.27)
CAM_OH	CAM Overhead	3/31/2019	4/5/2019	930202	777	CAM Overhead	($25.54)
CAM_OH	CAM Overhead	4/30/2019	5/6/2019	930202	777	CAM Overhead	($28.27)
CAM_OH	CAM Overhead	5/31/2019	6/6/2019	930202	777	CAM Overhead	($42.41)
CAM_OH	CAM Overhead	6/30/2019	7/5/2019	930202	777	CAM Overhead	($28.27)
CAM_OH	CAM Overhead	7/31/2019	8/6/2019	930202	777	CAM Overhead	($28.27)
CAM_OH	CAM Overhead	8/31/2019	9/9/2019	930202	777	CAM Overhead	($27.59)
CAM_OH	CAM Overhead	9/30/2019	10/4/2019	930202	777	CAM Overhead	($28.27)
CAM_OH	CAM Overhead	10/31/2019	11/6/2019	930202	777	CAM Overhead	($28.27)
CAM_OH	CAM Overhead	11/30/2019	12/4/2019	930202	777	CAM Overhead	($42.41)
CAM_OH	CAM Overhead	12/31/2019	1/13/2020	930202	777	CAM Overhead	($28.27)
PR00046055	Payroll Journal	1/31/2019	2/6/2019	930202	060	Payroll	$11,354.48
PR00046055	Payroll Journal	1/31/2019	2/6/2019	930202	060	Payroll	($6,812.69)
PR00046132	Payroll Journal	1/31/2019	2/6/2019	930202	060	Payroll	$5,076.90
PR00046132	Payroll Journal	1/31/2019	2/6/2019	930202	060	Payroll	$4,569.21
PR00046055	Payroll Journal	1/31/2019	2/6/2019	930202	061	Payroll	$2,459.77
PR00046055	Payroll Journal	1/31/2019	2/6/2019	930202	061	Payroll	($1,488.78)
PR00046132	Payroll Journal	1/31/2019	2/6/2019	930202	061	Payroll	$2,381.95
PR00046132	Payroll Journal	1/31/2019	2/6/2019	930202	061	Payroll	$2,143.76
PR00046055	Payroll Journal	1/31/2019	2/6/2019	930202	063	Payroll	$5,617.90
PR00046055	Payroll Journal	1/31/2019	2/6/2019	930202	063	Payroll	($3,370.74)
PR00046132	Payroll Journal	1/31/2019	2/6/2019	930202	063	Payroll	$5,617.99
PR00046132	Payroll Journal	1/31/2019	2/6/2019	930202	063	Payroll	$5,056.19
PR00046055	Payroll Journal	1/31/2019	2/6/2019	930202	064	Payroll	$1,155.55
PR00046055	Payroll Journal	1/31/2019	2/6/2019	930202	064	Payroll	($693.33)
PR00046132	Payroll Journal	1/31/2019	2/6/2019	930202	064	Payroll	$1,155.55
PR00046132	Payroll Journal	1/31/2019	2/6/2019	930202	064	Payroll	$1,040.00
PR00046055	Payroll Journal	1/31/2019	2/6/2019	930202	081	Payroll	$692.13
PR00046055	Payroll Journal	1/31/2019	2/6/2019	930202	081	Payroll	($415.34)
PR00046132	Payroll Journal	1/31/2019	2/6/2019	930202	081	Payroll	$692.16
PR00046132	Payroll Journal	1/31/2019	2/6/2019	930202	081	Payroll	$622.95
PR00046223	Payroll Journal	2/28/2019	2/26/2019	930202	060	Payroll	$5,076.90
PR00046223	Payroll Journal	2/28/2019	2/26/2019	930202	060	Payroll	($4,569.21)
PR00046350	Payroll Journal	2/28/2019	2/26/2019	930202	060	Payroll	$5,076.90
PR00046350	Payroll Journal	2/28/2019	2/26/2019	930202	060	Payroll	$4,569.21
PR00046223	Payroll Journal	2/28/2019	2/26/2019	930202	061	Payroll	$2,481.39

PSC DR1 Response 47b.xlsx

Breakdown - Account 930, all subaccounts

Please see Recap at the end of this Account Detail for Schedule L2 classification totals.

Journal ID	Journal Descr	Journal Date	Posted	Account	Dept	Line Descr	Sum Amount
PR00046223	Payroll Journal	2/28/2019	2/26/2019	930202	061	Payroll	($2,143.76)
PR00046350	Payroll Journal	2/28/2019	2/26/2019	930202	061	Payroll	$2,381.95
PR00046350	Payroll Journal	2/28/2019	2/26/2019	930202	061	Payroll	$2,143.77
PR00046223	Payroll Journal	2/28/2019	2/26/2019	930202	063	Payroll	$5,617.90
PR00046223	Payroll Journal	2/28/2019	2/26/2019	930202	063	Payroll	($5,056.19)
PR00046350	Payroll Journal	2/28/2019	2/26/2019	930202	063	Payroll	$5,617.90
PR00046350	Payroll Journal	2/28/2019	2/26/2019	930202	063	Payroll	$5,056.11
PR00046223	Payroll Journal	2/28/2019	2/26/2019	930202	064	Payroll	$1,155.54
PR00046223	Payroll Journal	2/28/2019	2/26/2019	930202	064	Payroll	($1,040.00)
PR00046350	Payroll Journal	2/28/2019	2/26/2019	930202	064	Payroll	$1,155.53
PR00046350	Payroll Journal	2/28/2019	2/26/2019	930202	064	Payroll	$1,039.98
PR00046223	Payroll Journal	2/28/2019	2/26/2019	930202	081	Payroll	$692.15
PR00046223	Payroll Journal	2/28/2019	2/26/2019	930202	081	Payroll	($622.95)
PR00046350	Payroll Journal	2/28/2019	2/26/2019	930202	081	Payroll	$692.14
PR00046350	Payroll Journal	2/28/2019	2/26/2019	930202	081	Payroll	$622.92
PR00046439	Payroll Journal	3/31/2019	3/25/2019	930202	060	Payroll	$5,076.90
PR00046439	Payroll Journal	3/31/2019	3/25/2019	930202	060	Payroll	($4,569.21)
PR00046528	Payroll Journal	3/31/2019	3/25/2019	930202	060	Payroll	$5,076.90
PR00046528	Payroll Journal	3/31/2019	3/25/2019	930202	060	Payroll	$5,076.90
PR00046439	Payroll Journal	3/31/2019	3/25/2019	930202	061	Payroll	$2,481.37
PR00046439	Payroll Journal	3/31/2019	3/25/2019	930202	061	Payroll	($2,143.77)
PR00046528	Payroll Journal	3/31/2019	3/25/2019	930202	061	Payroll	$2,381.97
PR00046528	Payroll Journal	3/31/2019	3/25/2019	930202	061	Payroll	$2,381.97
PR00046439	Payroll Journal	3/31/2019	3/25/2019	930202	063	Payroll	$5,617.99
PR00046439	Payroll Journal	3/31/2019	3/25/2019	930202	063	Payroll	($5,056.11)
PR00046528	Payroll Journal	3/31/2019	3/25/2019	930202	063	Payroll	$5,617.90
PR00046528	Payroll Journal	3/31/2019	3/25/2019	930202	063	Payroll	$5,617.90
PR00046439	Payroll Journal	3/31/2019	3/25/2019	930202	064	Payroll	$1,155.56
PR00046439	Payroll Journal	3/31/2019	3/25/2019	930202	064	Payroll	($1,039.98)
PR00046528	Payroll Journal	3/31/2019	3/25/2019	930202	064	Payroll	$1,155.54
PR00046528	Payroll Journal	3/31/2019	3/25/2019	930202	064	Payroll	$1,155.54
PR00046439	Payroll Journal	3/31/2019	3/25/2019	930202	081	Payroll	$692.14
PR00046439	Payroll Journal	3/31/2019	3/25/2019	930202	081	Payroll	($622.92)
PR00046528	Payroll Journal	3/31/2019	3/25/2019	930202	081	Payroll	$692.20
PR00046528	Payroll Journal	3/31/2019	3/25/2019	930202	081	Payroll	$692.20
PR00046762	Payroll Journal	4/30/2019	5/2/2019	930202	060	Payroll	$5,076.90
PR00046762	Payroll Journal	4/30/2019	5/2/2019	930202	060	Payroll	($5,076.90)
PR00046763	Payroll Journal	4/30/2019	5/2/2019	930202	060	Payroll	$5,076.90
PR00046763	Payroll Journal	4/30/2019	5/2/2019	930202	060	Payroll	$6,092.28
PR00046762	Payroll Journal	4/30/2019	5/2/2019	930202	061	Payroll	$2,481.37
PR00046762	Payroll Journal	4/30/2019	5/2/2019	930202	061	Payroll	($2,381.97)
PR00046763	Payroll Journal	4/30/2019	5/2/2019	930202	061	Payroll	$2,381.95
PR00046763	Payroll Journal	4/30/2019	5/2/2019	930202	061	Payroll	$2,858.34
PR00046762	Payroll Journal	4/30/2019	5/2/2019	930202	063	Payroll	$5,617.96
PR00046762	Payroll Journal	4/30/2019	5/2/2019	930202	063	Payroll	($5,617.90)
PR00046763	Payroll Journal	4/30/2019	5/2/2019	930202	063	Payroll	$5,617.90
PR00046763	Payroll Journal	4/30/2019	5/2/2019	930202	063	Payroll	$6,741.48
PR00046762	Payroll Journal	4/30/2019	5/2/2019	930202	064	Payroll	$1,155.54
PR00046762	Payroll Journal	4/30/2019	5/2/2019	930202	064	Payroll	($1,155.54)
PR00046763	Payroll Journal	4/30/2019	5/2/2019	930202	064	Payroll	$1,155.55

PSC DR1 Response 47b.xlsx

Breakdown - Account 930, all subaccounts

Please see Recap at the end of this Account Detail for Schedule L2 classification totals.

Journal ID	Journal Descr	Journal Date	Posted	Account	Dept	Line Descr	Sum Amount
PR00046763	Payroll Journal	4/30/2019	5/2/2019	930202	064	Payroll	$1,386.65
PR00046762	Payroll Journal	4/30/2019	5/2/2019	930202	081	Payroll	$692.17
PR00046762	Payroll Journal	4/30/2019	5/2/2019	930202	081	Payroll	($692.20)
PR00046763	Payroll Journal	4/30/2019	5/2/2019	930202	081	Payroll	$692.15
PR00046763	Payroll Journal	4/30/2019	5/2/2019	930202	081	Payroll	$830.59
PR00046765	Payroll Journal	5/31/2019	5/14/2019	930202	060	Payroll	$5,076.90
PR00046765	Payroll Journal	5/31/2019	5/14/2019	930202	060	Payroll	($6,092.28)
PR00046907	Payroll Journal	5/31/2019	5/28/2019	930202	060	Payroll	$5,076.90
PR00046921	Payroll Journal	5/31/2019	5/31/2019	930202	060	Payroll	$5,076.90
PR00046921	Payroll Journal	5/31/2019	5/31/2019	930202	060	Payroll	$2,538.45
PR00046765	Payroll Journal	5/31/2019	5/14/2019	930202	061	Payroll	$2,481.38
PR00046765	Payroll Journal	5/31/2019	5/14/2019	930202	061	Payroll	($2,858.34)
PR00046907	Payroll Journal	5/31/2019	5/28/2019	930202	061	Payroll	$2,386.81
PR00046907	Payroll Journal	5/31/2019	5/28/2019	930202	061	Payroll	$116.01
PR00046921	Payroll Journal	5/31/2019	5/31/2019	930202	061	Payroll	$2,337.45
PR00046921	Payroll Journal	5/31/2019	5/31/2019	930202	061	Payroll	$1,168.73
PR00046765	Payroll Journal	5/31/2019	5/14/2019	930202	063	Payroll	$5,617.90
PR00046765	Payroll Journal	5/31/2019	5/14/2019	930202	063	Payroll	($6,741.48)
PR00046907	Payroll Journal	5/31/2019	5/28/2019	930202	063	Payroll	$5,617.90
PR00046921	Payroll Journal	5/31/2019	5/31/2019	930202	063	Payroll	$5,617.90
PR00046921	Payroll Journal	5/31/2019	5/31/2019	930202	063	Payroll	$2,808.95
PR00046765	Payroll Journal	5/31/2019	5/14/2019	930202	064	Payroll	$1,155.56
PR00046765	Payroll Journal	5/31/2019	5/14/2019	930202	064	Payroll	($1,386.65)
PR00046765	Payroll Journal	5/31/2019	5/14/2019	930202	064	Payroll	$62.73
PR00046907	Payroll Journal	5/31/2019	5/28/2019	930202	064	Payroll	$1,155.57
PR00046921	Payroll Journal	5/31/2019	5/31/2019	930202	064	Payroll	$1,155.54
PR00046921	Payroll Journal	5/31/2019	5/31/2019	930202	064	Payroll	$577.79
PR00046765	Payroll Journal	5/31/2019	5/14/2019	930202	081	Payroll	$692.17
PR00046765	Payroll Journal	5/31/2019	5/14/2019	930202	081	Payroll	($830.59)
PR00046907	Payroll Journal	5/31/2019	5/28/2019	930202	081	Payroll	$692.16
PR00046921	Payroll Journal	5/31/2019	5/31/2019	930202	081	Payroll	$692.14
PR00046921	Payroll Journal	5/31/2019	5/31/2019	930202	081	Payroll	$346.09
PR00047058	Payroll Journal	6/30/2019	6/13/2019	930202	060	Payroll	$5,076.91
PR00047058	Payroll Journal	6/30/2019	6/13/2019	930202	060	Payroll	($2,538.45)
PR00047116	Payroll Journal	6/30/2019	6/28/2019	930202	060	Payroll	$5,076.90
PR00047116	Payroll Journal	6/30/2019	6/28/2019	930202	060	Payroll	$2,538.45
PR00047058	Payroll Journal	6/30/2019	6/13/2019	930202	061	Payroll	$2,512.62
PR00047058	Payroll Journal	6/30/2019	6/13/2019	930202	061	Payroll	($1,168.73)
PR00047116	Payroll Journal	6/30/2019	6/28/2019	930202	061	Payroll	$2,398.81
PR00047116	Payroll Journal	6/30/2019	6/28/2019	930202	061	Payroll	$1,199.42
PR00047116	Payroll Journal	6/30/2019	6/28/2019	930202	061	Payroll	$82.87
PR00047058	Payroll Journal	6/30/2019	6/13/2019	930202	063	Payroll	$5,617.90
PR00047058	Payroll Journal	6/30/2019	6/13/2019	930202	063	Payroll	($2,808.95)
PR00047116	Payroll Journal	6/30/2019	6/28/2019	930202	063	Payroll	$5,617.90
PR00047116	Payroll Journal	6/30/2019	6/28/2019	930202	063	Payroll	$2,808.95
PR00047058	Payroll Journal	6/30/2019	6/13/2019	930202	064	Payroll	$1,155.53
PR00047058	Payroll Journal	6/30/2019	6/13/2019	930202	064	Payroll	($577.79)
PR00047058	Payroll Journal	6/30/2019	6/13/2019	930202	064	Payroll	$73.20
PR00047116	Payroll Journal	6/30/2019	6/28/2019	930202	064	Payroll	$1,155.55
PR00047116	Payroll Journal	6/30/2019	6/28/2019	930202	064	Payroll	$577.79

PSC DR1 Response 47b.xlsx

Breakdown - Account 930, all subaccounts

Please see Recap at the end of this Account Detail for Schedule L2 classification totals.

Journal ID	Journal Descr	Journal Date	Posted	Account	Dept	Line Descr	Sum Amount
PR00047116	Payroll Journal	6/30/2019	6/28/2019	930202	064	Payroll	$101.08
PR00047058	Payroll Journal	6/30/2019	6/13/2019	930202	081	Payroll	$692.17
PR00047058	Payroll Journal	6/30/2019	6/13/2019	930202	081	Payroll	($346.09)
PR00047116	Payroll Journal	6/30/2019	6/28/2019	930202	081	Payroll	$738.99
PR00047116	Payroll Journal	6/30/2019	6/28/2019	930202	081	Payroll	$369.50
PR00047262	Payroll Journal	7/31/2019	7/24/2019	930202	060	Payroll	$5,381.50
PR00047262	Payroll Journal	7/31/2019	7/24/2019	930202	060	Payroll	($2,538.45)
PR00047321	Payroll Journal	7/31/2019	7/24/2019	930202	060	Payroll	$3,363.50
PR00047321	Payroll Journal	7/31/2019	7/24/2019	930202	060	Payroll	$2,690.80
PR00047262	Payroll Journal	7/31/2019	7/24/2019	930202	061	Payroll	$2,560.56
PR00047262	Payroll Journal	7/31/2019	7/24/2019	930202	061	Payroll	($1,199.42)
PR00047262	Payroll Journal	7/31/2019	7/24/2019	930202	061	Payroll	$68.45
PR00047321	Payroll Journal	7/31/2019	7/24/2019	930202	061	Payroll	$2,451.84
PR00047321	Payroll Journal	7/31/2019	7/24/2019	930202	061	Payroll	$1,961.46
PR00047262	Payroll Journal	7/31/2019	7/24/2019	930202	063	Payroll	$5,865.61
PR00047262	Payroll Journal	7/31/2019	7/24/2019	930202	063	Payroll	($2,808.95)
PR00047321	Payroll Journal	7/31/2019	7/24/2019	930202	063	Payroll	$6,538.34
PR00047321	Payroll Journal	7/31/2019	7/24/2019	930202	063	Payroll	$5,230.67
PR00047262	Payroll Journal	7/31/2019	7/24/2019	930202	064	Payroll	$1,193.24
PR00047262	Payroll Journal	7/31/2019	7/24/2019	930202	064	Payroll	($577.79)
PR00047262	Payroll Journal	7/31/2019	7/24/2019	930202	064	Payroll	$10.79
PR00047321	Payroll Journal	7/31/2019	7/24/2019	930202	064	Payroll	$1,193.24
PR00047321	Payroll Journal	7/31/2019	7/24/2019	930202	064	Payroll	$954.59
PR00047321	Payroll Journal	7/31/2019	7/24/2019	930202	064	Payroll	$57.54
PR00047262	Payroll Journal	7/31/2019	7/24/2019	930202	081	Payroll	$808.11
PR00047262	Payroll Journal	7/31/2019	7/24/2019	930202	081	Payroll	($369.50)
PR00047321	Payroll Journal	7/31/2019	7/24/2019	930202	081	Payroll	$808.19
PR00047321	Payroll Journal	7/31/2019	7/24/2019	930202	081	Payroll	$646.55
PR00048071	Payroll Journal	8/31/2019	8/30/2019	930202	060	Payroll	$3,363.50
PR00048071	Payroll Journal	8/31/2019	8/30/2019	930202	060	Payroll	($2,690.80)
PR00048072	Payroll Journal	8/31/2019	8/30/2019	930202	060	Payroll	$3,363.50
PR00048072	Payroll Journal	8/31/2019	8/30/2019	930202	060	Payroll	$3,363.50
PR00048071	Payroll Journal	8/31/2019	8/30/2019	930202	061	Payroll	$2,445.34
PR00048071	Payroll Journal	8/31/2019	8/30/2019	930202	061	Payroll	($1,961.46)
PR00048072	Payroll Journal	8/31/2019	8/30/2019	930202	061	Payroll	$2,505.88
PR00048072	Payroll Journal	8/31/2019	8/30/2019	930202	061	Payroll	$2,505.88
PR00048071	Payroll Journal	8/31/2019	8/30/2019	930202	063	Payroll	$6,538.35
PR00048071	Payroll Journal	8/31/2019	8/30/2019	930202	063	Payroll	($5,230.67)
PR00048072	Payroll Journal	8/31/2019	8/30/2019	930202	063	Payroll	$6,538.34
PR00048072	Payroll Journal	8/31/2019	8/30/2019	930202	063	Payroll	$6,538.34
PR00048071	Payroll Journal	8/31/2019	8/30/2019	930202	064	Payroll	$1,193.24
PR00048071	Payroll Journal	8/31/2019	8/30/2019	930202	064	Payroll	($954.59)
PR00048072	Payroll Journal	8/31/2019	8/30/2019	930202	064	Payroll	$1,193.24
PR00048072	Payroll Journal	8/31/2019	8/30/2019	930202	064	Payroll	$1,193.24
PR00048072	Payroll Journal	8/31/2019	8/30/2019	930202	064	Payroll	$50.35
PR00048071	Payroll Journal	8/31/2019	8/30/2019	930202	081	Payroll	$761.32
PR00048071	Payroll Journal	8/31/2019	8/30/2019	930202	081	Payroll	($646.55)
PR00048072	Payroll Journal	8/31/2019	8/30/2019	930202	081	Payroll	$714.50
PR00048072	Payroll Journal	8/31/2019	8/30/2019	930202	081	Payroll	$714.50
PR00048119	Payroll Journal	9/30/2019	9/23/2019	930202	060	Payroll	$3,363.50

PSC DR1 Response 47b.xlsx

Breakdown - Account 930, all subaccounts

Please see Recap at the end of this Account Detail for Schedule L2 classification totals.

Journal ID	Journal Descr	Journal Date	Posted	Account	Dept	Line Descr	Sum Amount
PR00048119	Payroll Journal	9/30/2019	9/23/2019	930202	060	Payroll	($3,363.50)
PR00048233	Payroll Journal	9/30/2019	9/23/2019	930202	060	Payroll	$3,363.50
PR00048233	Payroll Journal	9/30/2019	9/23/2019	930202	060	Payroll	$3,699.86
PR00048119	Payroll Journal	9/30/2019	9/23/2019	930202	061	Payroll	$2,603.73
PR00048119	Payroll Journal	9/30/2019	9/23/2019	930202	061	Payroll	($2,505.88)
PR00048233	Payroll Journal	9/30/2019	9/23/2019	930202	061	Payroll	$2,453.07
PR00048233	Payroll Journal	9/30/2019	9/23/2019	930202	061	Payroll	$2,698.38
PR00048119	Payroll Journal	9/30/2019	9/23/2019	930202	063	Payroll	$6,538.34
PR00048119	Payroll Journal	9/30/2019	9/23/2019	930202	063	Payroll	($6,538.34)
PR00048233	Payroll Journal	9/30/2019	9/23/2019	930202	063	Payroll	$6,538.34
PR00048233	Payroll Journal	9/30/2019	9/23/2019	930202	063	Payroll	$7,192.19
PR00048119	Payroll Journal	9/30/2019	9/23/2019	930202	064	Payroll	$1,193.23
PR00048119	Payroll Journal	9/30/2019	9/23/2019	930202	064	Payroll	($1,193.24)
PR00048119	Payroll Journal	9/30/2019	9/23/2019	930202	064	Payroll	$28.77
PR00048233	Payroll Journal	9/30/2019	9/23/2019	930202	064	Payroll	$1,193.21
PR00048233	Payroll Journal	9/30/2019	9/23/2019	930202	064	Payroll	$1,312.55
PR00048119	Payroll Journal	9/30/2019	9/23/2019	930202	081	Payroll	$714.51
PR00048119	Payroll Journal	9/30/2019	9/23/2019	930202	081	Payroll	($714.50)
PR00048233	Payroll Journal	9/30/2019	9/23/2019	930202	081	Payroll	$714.51
PR00048233	Payroll Journal	9/30/2019	9/23/2019	930202	081	Payroll	$785.97
PR00048340	Payroll Journal	10/31/2019	10/22/2019	930202	060	Payroll	$3,363.50
PR00048340	Payroll Journal	10/31/2019	10/22/2019	930202	060	Payroll	($3,699.86)
PR00048498	Payroll Journal	10/31/2019	10/22/2019	930202	060	Payroll	$3,363.50
PR00048498	Payroll Journal	10/31/2019	10/22/2019	930202	060	Payroll	$4,708.90
PR00048340	Payroll Journal	10/31/2019	10/22/2019	930202	061	Payroll	$2,627.74
PR00048340	Payroll Journal	10/31/2019	10/22/2019	930202	061	Payroll	($2,698.38)
PR00048498	Payroll Journal	10/31/2019	10/22/2019	930202	061	Payroll	$2,450.67
PR00048498	Payroll Journal	10/31/2019	10/22/2019	930202	061	Payroll	$3,430.94
PR00048340	Payroll Journal	10/31/2019	10/22/2019	930202	063	Payroll	$6,538.34
PR00048340	Payroll Journal	10/31/2019	10/22/2019	930202	063	Payroll	($7,192.19)
PR00048498	Payroll Journal	10/31/2019	10/22/2019	930202	063	Payroll	$6,538.34
PR00048498	Payroll Journal	10/31/2019	10/22/2019	930202	063	Payroll	$9,153.68
PR00048340	Payroll Journal	10/31/2019	10/22/2019	930202	064	Payroll	$1,193.23
PR00048340	Payroll Journal	10/31/2019	10/22/2019	930202	064	Payroll	($1,312.55)
PR00048340	Payroll Journal	10/31/2019	10/22/2019	930202	064	Payroll	$71.92
PR00048498	Payroll Journal	10/31/2019	10/22/2019	930202	064	Payroll	$1,193.20
PR00048498	Payroll Journal	10/31/2019	10/22/2019	930202	064	Payroll	$1,670.48
PR00048340	Payroll Journal	10/31/2019	10/22/2019	930202	081	Payroll	$731.92
PR00048340	Payroll Journal	10/31/2019	10/22/2019	930202	081	Payroll	($785.97)
PR00048498	Payroll Journal	10/31/2019	10/22/2019	930202	081	Payroll	$731.98
PR00048498	Payroll Journal	10/31/2019	10/22/2019	930202	081	Payroll	$1,024.77
PR00048552	Payroll Journal	11/30/2019	11/22/2019	930202	060	Payroll	$3,363.50
PR00048552	Payroll Journal	11/30/2019	11/22/2019	930202	060	Payroll	($4,708.90)
PR00048673	Payroll Journal	11/30/2019	11/22/2019	930202	060	Payroll	$3,363.50
PR00048742	Payroll Journal	11/30/2019	12/3/2019	930202	060	Payroll	$3,363.50
PR00048742	Payroll Journal	11/30/2019	12/3/2019	930202	060	Payroll	$1,681.76
PR00048552	Payroll Journal	11/30/2019	11/22/2019	930202	061	Payroll	$2,553.33
PR00048552	Payroll Journal	11/30/2019	11/22/2019	930202	061	Payroll	($3,430.94)
PR00048673	Payroll Journal	11/30/2019	11/22/2019	930202	061	Payroll	$2,517.35
PR00048742	Payroll Journal	11/30/2019	12/3/2019	930202	061	Payroll	$2,555.76

PSC DR1 Response 47b.xlsx

Breakdown - Account 930, all subaccounts

Please see Recap at the end of this Account Detail for Schedule L2 classification totals.

Journal ID	Journal Descr	Journal Date	Posted	Account	Dept	Line Descr	Sum Amount
PR00048742	Payroll Journal	11/30/2019	12/3/2019	930202	061	Payroll	$1,277.89
PR00048552	Payroll Journal	11/30/2019	11/22/2019	930202	063	Payroll	$6,538.34
PR00048552	Payroll Journal	11/30/2019	11/22/2019	930202	063	Payroll	($9,153.68)
PR00048673	Payroll Journal	11/30/2019	11/22/2019	930202	063	Payroll	$6,538.34
PR00048742	Payroll Journal	11/30/2019	12/3/2019	930202	063	Payroll	$6,538.35
PR00048742	Payroll Journal	11/30/2019	12/3/2019	930202	063	Payroll	$3,269.19
PR00048552	Payroll Journal	11/30/2019	11/22/2019	930202	064	Payroll	$1,193.23
PR00048552	Payroll Journal	11/30/2019	11/22/2019	930202	064	Payroll	($1,670.48)
PR00048673	Payroll Journal	11/30/2019	11/22/2019	930202	064	Payroll	$1,193.23
PR00048742	Payroll Journal	11/30/2019	12/3/2019	930202	064	Payroll	$1,193.24
PR00048742	Payroll Journal	11/30/2019	12/3/2019	930202	064	Payroll	$596.62
PR00048552	Payroll Journal	11/30/2019	11/22/2019	930202	081	Payroll	$731.96
PR00048552	Payroll Journal	11/30/2019	11/22/2019	930202	081	Payroll	($1,024.77)
PR00048673	Payroll Journal	11/30/2019	11/22/2019	930202	081	Payroll	$731.98
PR00048742	Payroll Journal	11/30/2019	12/3/2019	930202	081	Payroll	$731.91
PR00048742	Payroll Journal	11/30/2019	12/3/2019	930202	081	Payroll	$365.97
PR00048902	Payroll Journal	12/31/2019	1/3/2020	930202	060	Payroll	$3,363.50
PR00048902	Payroll Journal	12/31/2019	1/3/2020	930202	060	Payroll	($1,681.76)
PR00048946	Payroll Journal	12/31/2019	1/3/2020	930202	060	Payroll	$3,363.50
PR00048946	Payroll Journal	12/31/2019	1/3/2020	930202	060	Payroll	$2,354.46
PR00048902	Payroll Journal	12/31/2019	1/3/2020	930202	061	Payroll	$2,553.36
PR00048902	Payroll Journal	12/31/2019	1/3/2020	930202	061	Payroll	($1,277.89)
PR00048946	Payroll Journal	12/31/2019	1/3/2020	930202	061	Payroll	$2,553.34
PR00048946	Payroll Journal	12/31/2019	1/3/2020	930202	061	Payroll	$1,787.33
PR00048902	Payroll Journal	12/31/2019	1/3/2020	930202	063	Payroll	$6,538.34
PR00048902	Payroll Journal	12/31/2019	1/3/2020	930202	063	Payroll	($3,269.19)
PR00048946	Payroll Journal	12/31/2019	1/3/2020	930202	063	Payroll	$6,538.35
PR00048946	Payroll Journal	12/31/2019	1/3/2020	930202	063	Payroll	$4,576.84
PR00048902	Payroll Journal	12/31/2019	1/3/2020	930202	064	Payroll	$1,193.24
PR00048902	Payroll Journal	12/31/2019	1/3/2020	930202	064	Payroll	($596.62)
PR00048946	Payroll Journal	12/31/2019	1/3/2020	930202	064	Payroll	$1,193.23
PR00048946	Payroll Journal	12/31/2019	1/3/2020	930202	064	Payroll	$835.26
PR00048902	Payroll Journal	12/31/2019	1/3/2020	930202	081	Payroll	$731.92
PR00048902	Payroll Journal	12/31/2019	1/3/2020	930202	081	Payroll	($365.97)
PR00048946	Payroll Journal	12/31/2019	1/3/2020	930202	081	Payroll	$731.95
PR00048946	Payroll Journal	12/31/2019	1/3/2020	930202	081	Payroll	$512.37
ACTUARYADJ	2019 Actuarial Adjustment Allocation Based on 2019 Labor Dollars	12/31/2019	1/30/2020	930202	010	2019 ACTUARIAL YE ALO	($5,929.27)
ACTUARYADJ	2019 Actuarial Adjustment Allocation Based on 2019 Labor Dollars	12/31/2019	1/30/2020	930202	010	2019 ACTUARIAL YE ALO	($3,234.44)
ACTUARYADJ	2019 Actuarial Adjustment Allocation Based on 2019 Labor Dollars	12/31/2019	1/30/2020	930202	010	2019 ACTUARIAL YE ALO	($7,905.57)
ACTUARYADJ	2019 Actuarial Adjustment Allocation Based on 2019 Labor Dollars	12/31/2019	1/30/2020	930202	010	2019 ACTUARIAL YE ALO	($1,534.01)
ACTUARYADJ	2019 Actuarial Adjustment Allocation Based on 2019 Labor Dollars	12/31/2019	1/30/2020	930202	010	2019 ACTUARIAL YE ALO	($938.95)
WRKCLTD_AL	To Allocate 2019 WRKCMPLTD Adjustment on Labor Dollars	12/31/2019	1/30/2020	930202	010	2019 WRKCMPLTD YE ALO	$279.44
WRKCLTD_AL	To Allocate 2019 WRKCMPLTD Adjustment on Labor Dollars	12/31/2019	1/30/2020	930202	010	2019 WRKCMPLTD YE ALO	$152.44
WRKCLTD_AL	To Allocate 2019 WRKCMPLTD Adjustment on Labor Dollars	12/31/2019	1/30/2020	930202	010	2019 WRKCMPLTD YE ALO	$372.59
WRKCLTD_AL	To Allocate 2019 WRKCMPLTD Adjustment on Labor Dollars	12/31/2019	1/30/2020	930202	010	2019 WRKCMPLTD YE ALO	$72.30
WRKCLTD_AL	To Allocate 2019 WRKCMPLTD Adjustment on Labor Dollars	12/31/2019	1/30/2020	930202	010	2019 WRKCMPLTD YE ALO	$44.25
MED_ALLOC	To Allocate Medical and Dental/Vision Reserves Adj on Labor Hours	12/31/2019	1/30/2020	930202	010	2019 MED_ADJ YE ALO	$72.83
MED_ALLOC	To Allocate Medical and Dental/Vision Reserves Adj on Labor Hours	12/31/2019	1/30/2020	930202	010	2019 MED_ADJ YE ALO	$85.35
MED_ALLOC	To Allocate Medical and Dental/Vision Reserves Adj on Labor Hours	12/31/2019	1/30/2020	930202	010	2019 MED_ADJ YE ALO	$110.05
MED_ALLOC	To Allocate Medical and Dental/Vision Reserves Adj on Labor Hours	12/31/2019	1/30/2020	930202	010	2019 MED_ADJ YE ALO	$39.98

PSC DR1 Response 47b.xlsx

Breakdown - Account 930, all subaccounts

Please see Recap at the end of this Account Detail for Schedule L2 classification totals.

Journal ID	Journal Descr	Journal Date	Posted	Account	Dept	Line Descr	Sum Amount
MED_ALLOC	To Allocate Medical and Dental/Vision Reserves Adj on Labor Hours	12/31/2019	1/30/2020	930202	010	2019 MED_ADJ YE ALO	$16.87
COMPABS18	To Record 2018 Compensated Absences	12/31/2019	1/11/2020	930202	060	Record 2018 Comp Absences	($18,116.45)
COMPABS19	To Record 2019 Compensated Absences	12/31/2019	1/24/2020	930202	060	Record 2019 Comp Absences	$6,726.92
YEPRACRL19	To Record 2019 Year End Payroll Accrual true-up	12/31/2019	1/21/2020	930202	060	2019 Year-end payroll accrual	$499.75
YEPRACRL19	To Record 2019 Year End Payroll Accrual true-up	12/31/2019	1/21/2020	930202	061	2019 Year-end payroll accrual	$379.37
YEPRACRL19	To Record 2019 Year End Payroll Accrual true-up	12/31/2019	1/21/2020	930202	063	2019 Year-end payroll accrual	$971.47
YEPRACRL19	To Record 2019 Year End Payroll Accrual true-up	12/31/2019	1/21/2020	930202	064	2019 Year-end payroll accrual	$177.29
YEPRACRL19	To Record 2019 Year End Payroll Accrual true-up	12/31/2019	1/21/2020	930202	081	2019 Year-end payroll accrual	$108.75
APOTH1219B	To Record Additional AP Other Accruals for Dec 2019, Reversing Jan 2020	12/31/2019	1/27/2020	930202	063	Qk4	$603.25
APOTH1219A	To Record Additional Other Accruals for Dec 2019, Reversing Jan 2020	12/31/2019	1/21/2020	930202	064	Clark Energy	$100.00
APOTH1219A	To Record Additional Other Accruals for Dec 2019, Reversing Jan 2020	12/31/2019	1/21/2020	930202	064	Cumberland Valley RECC	$800.00
APOTH1219A	To Record Additional Other Accruals for Dec 2019, Reversing Jan 2020	12/31/2019	1/21/2020	930202	064	Jackson Energy	$1,300.00
APOTH1219A	To Record Additional Other Accruals for Dec 2019, Reversing Jan 2020	12/31/2019	1/21/2020	930202	064	Licking Valley RECC	$2,700.00
APOTH1219A	To Record Additional Other Accruals for Dec 2019, Reversing Jan 2020	12/31/2019	1/21/2020	930202	064	South Ky RECC	$500.00
APOTH1219A	To Record Additional Other Accruals for Dec 2019, Reversing Jan 2020	12/31/2019	1/21/2020	930202	064	Hoosier Energy REC	$9,509.35
YEPRACRL18	To Reverse 2018 Year End Payroll Accrual	1/31/2019	2/21/2019	930202	060	2018 Year-end payroll accrual	($1,016.65)
YEPRACRL18	To Reverse 2018 Year End Payroll Accrual	1/31/2019	2/21/2019	930202	061	2018 Year-end payroll accrual	($220.24)
YEPRACRL18	To Reverse 2018 Year End Payroll Accrual	1/31/2019	2/21/2019	930202	063	2018 Year-end payroll accrual	($503.01)
YEPRACRL18	To Reverse 2018 Year End Payroll Accrual	1/31/2019	2/21/2019	930202	064	2018 Year-end payroll accrual	($103.46)
YEPRACRL18	To Reverse 2018 Year End Payroll Accrual	1/31/2019	2/21/2019	930202	081	2018 Year-end payroll accrual	($61.97)
	Total Schedule L2 - "Miscellaneous" Class						**$539,104.51**
	Total Account 930202						**$812,715.18**
	Schedule L2 - "Miscellaneous" Class:						
CAM_PT	CAM Property Tax Allocation	1/31/2019	2/13/2019	930203	777	CAM Property Tax Allocation	($34.16)
CAM_PT	CAM Property Tax Allocation	2/28/2019	3/6/2019	930203	777	CAM Property Tax Allocation	($34.16)
CAM_PT	CAM Property Tax Allocation	3/31/2019	4/5/2019	930203	777	CAM Property Tax Allocation	($34.16)
CAM_PT	CAM Property Tax Allocation	4/30/2019	5/2/2019	930203	777	CAM Property Tax Allocation	($34.16)
CAM_PT	CAM Property Tax Allocation	5/31/2019	6/5/2019	930203	777	CAM Property Tax Allocation	($34.16)
CAM_PT	CAM Property Tax Allocation	6/30/2019	7/3/2019	930203	777	CAM Property Tax Allocation	($34.16)
CAM_PT	CAM Property Tax Allocation	7/31/2019	8/2/2019	930203	777	CAM Property Tax Allocation	($34.16)
CAM_PT	CAM Property Tax Allocation	8/31/2019	9/5/2019	930203	777	CAM Property Tax Allocation	($34.16)
CAM_PT	CAM Property Tax Allocation	9/30/2019	10/4/2019	930203	777	CAM Property Tax Allocation	($34.16)
CAM_PT	CAM Property Tax Allocation	10/31/2019	11/6/2019	930203	777	CAM Property Tax Allocation	($34.16)
CAM_PT	CAM Property Tax Allocation	11/30/2019	12/5/2019	930203	777	CAM Property Tax Allocation	($34.16)
CAM_PT	CAM Property Tax Allocation	12/31/2019	1/8/2020	930203	777	CAM Property Tax Allocation	($34.16)
PROPPPINS	To Amortize Prepaid Property Insurance	1/31/2019	2/19/2019	930203	009	Prepaid Property Insurance	$787.77
PROPPPINS	To Amortize Prepaid Property Insurance	2/28/2019	3/11/2019	930203	009	Prepaid Property Insurance	$787.77
PROPPPINS	To Amortize Prepaid Property Insurance	3/31/2019	4/10/2019	930203	009	Prepaid Property Insurance	$787.77
PROPPPINS	To Amortize Prepaid Property Insurance	4/30/2019	5/10/2019	930203	009	Prepaid Property Insurance	$787.77
PROPPPINS	To Amortize Prepaid Property Insurance	5/31/2019	6/7/2019	930203	009	Prepaid Property Insurance	$787.77
PROPPPINS	To Record Amortization of Prepaid Property Insurance	6/30/2019	7/10/2019	930203	009	Prepaid Property Insurance	$955.75
PROPPPINS	To Record Amortization of Prepaid Property Insurance	7/31/2019	8/9/2019	930203	009	Prepaid Property Insurance	$955.75
PROPPPINS	To Record Amortization of Prepaid Property Insurance	8/31/2019	9/11/2019	930203	009	Prepaid Property Insurance	$955.75
PROPPPINS	To Record Amortization of Prepaid Property Insurance	9/30/2019	10/9/2019	930203	009	Prepaid Property Insurance	$955.75
PROPPPINS	To Record Amortization of Prepaid Property Insurance	10/31/2019	11/11/2019	930203	009	Prepaid Property Insurance	$955.75
PROPPPINS	To Record Amortization of Prepaid Property Insurance	11/30/2019	12/10/2019	930203	009	Prepaid Property Insurance	$955.75
PROPPPINS	To Record Amortization of Prepaid Property Insurance	12/31/2019	1/21/2020	930203	009	Prepaid Property Insurance	$1,001.95
RC05	To Record Property Tax Accrual	1/31/2019	2/18/2019	930203		Property Tax Accrual	$41,950.00
RC05	To Record Property Tax Accrual	2/28/2019	3/7/2019	930203		Property Tax Accrual	$41,950.00

PSC DR1 Response 47b.xlsx

Breakdown - Account 930, all subaccounts

Please see Recap at the end of this Account Detail for Schedule L2 classification totals.

Journal ID	Journal Descr	Journal Date	Posted	Account	Dept	Line Descr	Sum Amount
RC05	To Record Property Tax Accrual	3/31/2019	4/1/2019	930203		Property Tax Accrual	$41,950.00
RC05	To Record Property Tax Accrual	4/30/2019	5/2/2019	930203		Property Tax Accrual	$41,950.00
RC05	To Record Property Tax Accrual	5/31/2019	6/3/2019	930203	007	Property Tax Accrual	$41,950.00
RC05	To Record Property Tax Accrual	5/31/2019	6/3/2019	930203	007	Corr PropTax Accrl Jan-Apr2019	$167,800.00
RC05	To Record Property Tax Accrual	5/31/2019	6/3/2019	930203		Corr PropTax Accrl Jan-Apr2019	($167,800.00)
RC05	To Record Property Tax Accrual	6/30/2019	7/12/2019	930203	007	Property Tax Accrual	$41,950.00
RC05	To Record Property Tax Accrual	7/31/2019	8/8/2019	930203	007	Property Tax Accrual	$41,950.00
RC05	To Record Property Tax Accrual	8/31/2019	9/5/2019	930203	007	Property Tax Accrual	$41,950.00
RC05	To Record Property Tax Accrual	9/30/2019	10/4/2019	930203	007	Property Tax Accrual	$41,950.00
RC05	To Record Property Tax Accrual	10/31/2019	11/7/2019	930203	007	Property Tax Accrual	$44,018.97
RC05	To Record Property Tax Accrual	11/30/2019	12/4/2019	930203	007	Property Tax Accrual	$44,018.97
RC05	To Record Property Tax Accrual	12/31/2019	1/20/2020	930203	007	Property Tax Accrual	$44,018.97
RC05A	To Record Property Tax Accrual True-up	12/31/2019	1/24/2020	930203	007	Property Tax Accrual Adjustmen	($2,791.52)
RC05A	To Record Property Tax Adjustment	11/30/2019	12/17/2019	930203	007	Property Tax Accrual Adjustmen	$1,784.16
RC05ADJ	To Record Revised Property Tax Accrual	9/30/2019	10/11/2019	930203	007	Property Tax Accrual	$44,018.97
RC05REV	To Reverse RC05 in order to add additional accrual	9/30/2019	10/10/2019	930203	007	Property Tax Accrual	($41,950.00)
	Total Schedule L2 - "Miscellaneous" Class and Total Account 930203						**$520,933.90**
	Accounts Payable - See AP Vouchered Detail			***930204***		***Accounts Payable Accruals***	***$114,962.29***
	Schedule L2 - "Miscellaneous" Class:						
PO00045987	Accrue Unmatched PO Receipts	1/31/2019	2/13/2019	930204	086	Accrue Unmatched PO Receipts	($28,079.70)
PO00048388	Accrue Unmatched PO Receipts	9/30/2019	10/4/2019	930204	086	Accrue Unmatched PO Receipts	$5,367.50
PO00048389	Accrue Unmatched PO Receipts	10/31/2019	11/6/2019	930204	086	Accrue Unmatched PO Receipts	($5,367.50)
PO00048585	Accrue Unmatched PO Receipts	10/31/2019	11/6/2019	930204	086	Accrue Unmatched PO Receipts	$5,000.00
PO00048586	Accrue Unmatched PO Receipts	11/30/2019	12/5/2019	930204	086	Accrue Unmatched PO Receipts	($5,000.00)
PO00048753	Accrue Unmatched PO Receipts	11/30/2019	12/5/2019	930204	086	Accrue Unmatched PO Receipts	$6,475.00
PO00048754	Accrue Unmatched PO Receipts	12/31/2019	1/14/2020	930204	086	Accrue Unmatched PO Receipts	($6,475.00)
AL00000002	Benefits Alloca ion - Labor $	1/31/2019	2/11/2019	930204	010	BENEFITS ALLOCATION - LABOR $	$951.26
AL00000002	Benefits Alloca ion - Labor $	2/28/2019	3/5/2019	930204	010	BENEFITS ALLOCATION - LABOR $	$892.86
AL00000002	Benefits Alloca ion - Labor $	3/31/2019	4/4/2019	930204	010	BENEFITS ALLOCATION - LABOR $	$897.29
AL00000002	Benefits Alloca ion - Labor $	4/30/2019	5/6/2019	930204	010	BENEFITS ALLOCATION - LABOR $	$973.23
AL00000002	Benefits Alloca ion - Labor $	5/31/2019	6/5/2019	930204	010	BENEFITS ALLOCATION - LABOR $	$1,049.56
AL00000002	Benefits Alloca ion - Labor $	6/30/2019	7/3/2019	930204	010	BENEFITS ALLOCATION - LABOR $	$946.35
AL00000002	Benefits Alloca ion - Labor $	7/31/2019	8/5/2019	930204	010	BENEFITS ALLOCATION - LABOR $	$976.83
AL00000002	Benefits Alloca ion - Labor $	8/31/2019	9/6/2019	930204	010	BENEFITS ALLOCATION - LABOR $	$953.78
AL00000002	Benefits Alloca ion - Labor $	9/30/2019	10/4/2019	930204	010	BENEFITS ALLOCATION - LABOR $	$392.94
AL00000002	Benefits Alloca ion - Labor $	10/31/2019	11/5/2019	930204	010	BENEFITS ALLOCATION - LABOR $	$429.45
AL00000002	Benefits Alloca ion - Labor $	11/30/2019	12/4/2019	930204	010	BENEFITS ALLOCATION - LABOR $	$492.04
AL00000002	Benefits Alloca ion - Labor $	12/31/2019	1/10/2020	930204	010	BENEFITS ALLOCATION - LABOR $	$364.77
AL00000003	Benefits Alloca ion - Lbr Hrs	1/31/2019	2/11/2019	930204	010	BENEFITS ALLOCATION - LBR HRS	$285.91
AL00000003	Benefits Alloca ion - Lbr Hrs	2/28/2019	3/5/2019	930204	010	BENEFITS ALLOCATION - LBR HRS	$277.19
AL00000003	Benefits Alloca ion - Lbr Hrs	3/31/2019	4/4/2019	930204	010	BENEFITS ALLOCATION - LBR HRS	$270.33
AL00000003	Benefits Alloca ion - Lbr Hrs	4/30/2019	5/6/2019	930204	010	BENEFITS ALLOCATION - LBR HRS	$270.99
AL00000003	Benefits Alloca ion - Lbr Hrs	5/31/2019	6/5/2019	930204	010	BENEFITS ALLOCATION - LBR HRS	$271.29
AL00000003	Benefits Alloca ion - Lbr Hrs	6/30/2019	7/3/2019	930204	010	BENEFITS ALLOCATION - LBR HRS	$261.51
AL00000003	Benefits Alloca ion - Lbr Hrs	7/31/2019	8/5/2019	930204	010	BENEFITS ALLOCATION - LBR HRS	$267.39
AL00000003	Benefits Alloca ion - Lbr Hrs	8/31/2019	9/6/2019	930204	010	BENEFITS ALLOCATION - LBR HRS	$263.52
AL00000003	Benefits Alloca ion - Lbr Hrs	9/30/2019	10/4/2019	930204	010	BENEFITS ALLOCATION - LBR HRS	$284.20
AL00000003	Benefits Alloca ion - Lbr Hrs	10/31/2019	11/5/2019	930204	010	BENEFITS ALLOCATION - LBR HRS	$278.31
AL00000003	Benefits Alloca ion - Lbr Hrs	11/30/2019	12/4/2019	930204	010	BENEFITS ALLOCATION - LBR HRS	$290.91

PSC DR1 Response 47b.xlsx

Breakdown - Account 930, all subaccounts

Please see Recap at the end of this Account Detail for Schedule L2 classification totals.

Journal ID	Journal Descr	Journal Date	Posted	Account	Dept	Line Descr	Sum Amount
AL00000003	Benefits Alloca ion - Lbr Hrs	12/31/2019	1/10/2020	930204	010	BENEFITS ALLOCATION - LBR HRS	$421.22
AL00000001	Benefits Alloca ion - Taxes	1/31/2019	2/11/2019	930204	007	BENEFITS ALLOCATION - TAXES	$227.97
AL00000001	Benefits Alloca ion - Taxes	2/28/2019	3/5/2019	930204	007	BENEFITS ALLOCATION - TAXES	$201.55
AL00000001	Benefits Alloca ion - Taxes	3/31/2019	4/4/2019	930204	007	BENEFITS ALLOCATION - TAXES	$193.47
AL00000001	Benefits Alloca ion - Taxes	4/30/2019	5/6/2019	930204	007	BENEFITS ALLOCATION - TAXES	$192.84
AL00000001	Benefits Alloca ion - Taxes	5/31/2019	6/5/2019	930204	007	BENEFITS ALLOCATION - TAXES	$306.58
AL00000001	Benefits Alloca ion - Taxes	6/30/2019	7/3/2019	930204	007	BENEFITS ALLOCATION - TAXES	$201.73
AL00000001	Benefits Alloca ion - Taxes	7/31/2019	8/5/2019	930204	007	BENEFITS ALLOCATION - TAXES	$204.36
AL00000001	Benefits Alloca ion - Taxes	8/31/2019	9/6/2019	930204	007	BENEFITS ALLOCATION - TAXES	$214.61
AL00000001	Benefits Alloca ion - Taxes	9/30/2019	10/4/2019	930204	007	BENEFITS ALLOCATION - TAXES	$201.31
AL00000001	Benefits Alloca ion - Taxes	10/31/2019	11/5/2019	930204	007	BENEFITS ALLOCATION - TAXES	$198.70
AL00000001	Benefits Alloca ion - Taxes	11/30/2019	12/4/2019	930204	007	BENEFITS ALLOCATION - TAXES	$300.33
AL00000001	Benefits Alloca ion - Taxes	12/31/2019	1/10/2020	930204	007	BENEFITS ALLOCATION - TAXES	$184.66
CAM_OH	CAM Overhead	1/31/2019	2/14/2019	930204	777	CAM Overhead	($8.43)
CAM_OH	CAM Overhead	2/28/2019	3/7/2019	930204	777	CAM Overhead	($8.43)
CAM_OH	CAM Overhead	3/31/2019	4/5/2019	930204	777	CAM Overhead	($7.62)
CAM_OH	CAM Overhead	4/30/2019	5/6/2019	930204	777	CAM Overhead	($8.43)
CAM_OH	CAM Overhead	5/31/2019	6/6/2019	930204	777	CAM Overhead	($12.65)
CAM_OH	CAM Overhead	6/30/2019	7/5/2019	930204	777	CAM Overhead	($8.43)
CAM_OH	CAM Overhead	7/31/2019	8/6/2019	930204	777	CAM Overhead	($8.43)
CAM_OH	CAM Overhead	8/31/2019	9/9/2019	930204	777	CAM Overhead	($8.23)
CAM_OH	CAM Overhead	9/30/2019	10/4/2019	930204	777	CAM Overhead	($8.43)
CAM_OH	CAM Overhead	10/31/2019	11/6/2019	930204	777	CAM Overhead	($8.43)
CAM_OH	CAM Overhead	11/30/2019	12/4/2019	930204	777	CAM Overhead	($12.65)
CAM_OH	CAM Overhead	12/31/2019	1/13/2020	930204	777	CAM Overhead	($8.43)
PR00046055	Payroll Journal	1/31/2019	2/6/2019	930204	086	Payroll	$1,319.59
PR00046055	Payroll Journal	1/31/2019	2/6/2019	930204	086	Payroll	($791.74)
PR00046132	Payroll Journal	1/31/2019	2/6/2019	930204	086	Payroll	$1,319.59
PR00046132	Payroll Journal	1/31/2019	2/6/2019	930204	086	Payroll	$1,187.63
PR00046223	Payroll Journal	2/28/2019	2/26/2019	930204	086	Payroll	$1,319.59
PR00046223	Payroll Journal	2/28/2019	2/26/2019	930204	086	Payroll	($1,187.63)
PR00046350	Payroll Journal	2/28/2019	2/26/2019	930204	086	Payroll	$1,319.59
PR00046350	Payroll Journal	2/28/2019	2/26/2019	930204	086	Payroll	$1,187.63
PR00046439	Payroll Journal	3/31/2019	3/25/2019	930204	086	Payroll	$1,319.59
PR00046439	Payroll Journal	3/31/2019	3/25/2019	930204	086	Payroll	($1,187.63)
PR00046528	Payroll Journal	3/31/2019	3/25/2019	930204	086	Payroll	$1,319.59
PR00046528	Payroll Journal	3/31/2019	3/25/2019	930204	086	Payroll	$1,319.59
PR00046762	Payroll Journal	4/30/2019	5/2/2019	930204	086	Payroll	$1,319.59
PR00046762	Payroll Journal	4/30/2019	5/2/2019	930204	086	Payroll	($1,319.59)
PR00046763	Payroll Journal	4/30/2019	5/2/2019	930204	086	Payroll	$1,319.59
PR00046763	Payroll Journal	4/30/2019	5/2/2019	930204	086	Payroll	$1,583.51
PR00046765	Payroll Journal	5/31/2019	5/14/2019	930204	086	Payroll	$1,385.51
PR00046765	Payroll Journal	5/31/2019	5/14/2019	930204	086	Payroll	($1,583.51)
PR00046907	Payroll Journal	5/31/2019	5/28/2019	930204	086	Payroll	$1,385.51
PR00046921	Payroll Journal	5/31/2019	5/31/2019	930204	086	Payroll	$1,385.51
PR00046921	Payroll Journal	5/31/2019	5/31/2019	930204	086	Payroll	$692.76
PR00047058	Payroll Journal	6/30/2019	6/13/2019	930204	086	Payroll	$1,385.51
PR00047058	Payroll Journal	6/30/2019	6/13/2019	930204	086	Payroll	($692.76)
PR00047116	Payroll Journal	6/30/2019	6/28/2019	930204	086	Payroll	$1,385.51
PR00047116	Payroll Journal	6/30/2019	6/28/2019	930204	086	Payroll	$692.76

PSC DR1 Response 47b.xlsx

Breakdown - Account 930, all subaccounts

Please see Recap at the end of this Account Detail for Schedule L2 classification totals.

Journal ID	Journal Descr	Journal Date	Posted	Account	Dept	Line Descr	Sum Amount
PR00047262	Payroll Journal	7/31/2019	7/24/2019	930204	086	Payroll	$1,423.62
PR00047262	Payroll Journal	7/31/2019	7/24/2019	930204	086	Payroll	($692.76)
PR00047321	Payroll Journal	7/31/2019	7/24/2019	930204	086	Payroll	$1,423.65
PR00047321	Payroll Journal	7/31/2019	7/24/2019	930204	086	Payroll	$1,138.91
PR00048071	Payroll Journal	8/31/2019	8/30/2019	930204	086	Payroll	$1,423.62
PR00048071	Payroll Journal	8/31/2019	8/30/2019	930204	086	Payroll	($1,138.91)
PR00048072	Payroll Journal	8/31/2019	8/30/2019	930204	086	Payroll	$1,423.62
PR00048072	Payroll Journal	8/31/2019	8/30/2019	930204	086	Payroll	$1,423.62
PR00048072	Payroll Journal	8/31/2019	8/30/2019	930204	086	Payroll	$124.57
PR00048119	Payroll Journal	9/30/2019	9/23/2019	930204	086	Payroll	$1,423.62
PR00048119	Payroll Journal	9/30/2019	9/23/2019	930204	086	Payroll	($1,423.62)
PR00048233	Payroll Journal	9/30/2019	9/23/2019	930204	086	Payroll	$1,423.63
PR00048233	Payroll Journal	9/30/2019	9/23/2019	930204	086	Payroll	$1,566.00
PR00048340	Payroll Journal	10/31/2019	10/22/2019	930204	086	Payroll	$1,423.65
PR00048340	Payroll Journal	10/31/2019	10/22/2019	930204	086	Payroll	($1,566.00)
PR00048498	Payroll Journal	10/31/2019	10/22/2019	930204	086	Payroll	$1,423.62
PR00048498	Payroll Journal	10/31/2019	10/22/2019	930204	086	Payroll	$1,993.07
PR00048552	Payroll Journal	11/30/2019	11/22/2019	930204	086	Payroll	$1,423.62
PR00048552	Payroll Journal	11/30/2019	11/22/2019	930204	086	Payroll	($1,993.07)
PR00048673	Payroll Journal	11/30/2019	11/22/2019	930204	086	Payroll	$1,423.62
PR00048742	Payroll Journal	11/30/2019	12/3/2019	930204	086	Payroll	$1,423.66
PR00048742	Payroll Journal	11/30/2019	12/3/2019	930204	086	Payroll	$711.83
PR00048902	Payroll Journal	12/31/2019	1/3/2020	930204	086	Payroll	$1,423.66
PR00048902	Payroll Journal	12/31/2019	1/3/2020	930204	086	Payroll	($711.83)
PR00048946	Payroll Journal	12/31/2019	1/3/2020	930204	086	Payroll	$1,423.66
PR00048946	Payroll Journal	12/31/2019	1/3/2020	930204	086	Payroll	$996.56
WRKCLTD_AL	To Allocate 2019 WRKCMPLTD Adjustment on Labor Dollars	12/31/2019	1/30/2020	930204	010	2019 WRKCMPLTD YE ALO	$85.22
MED_ALLOC	To Allocate Medical and Dental/Vision Reserves Adjustments on Labor Hours	12/31/2019	1/30/2020	930204	010	2019 MED_ADJ YE ALO	$26.30
YEPRACRL19	To Record 2019 Year End Payroll Accrual true-up	12/31/2019	1/21/2020	930204	086	2019 Year-end payroll accrual	$211.53
ACTUARYADJ	2019 Actuarial Adjustment Allocation Based on 2019 Labor Dollars	12/31/2019	1/30/2020	930204	010	2019 ACTUARIAL YE ALO	($1,808.18)
YEPRACRL18	To Reverse 2018 Year End Payroll Accrual	1/31/2019	2/21/2019	930204	086	2018 Year-end payroll accrual	($118.15)
	Total Schedule L2 - "Miscellaneous" Class						**$21,920.58**
	Total Account 930204						**$136,882.87**
	Total Account 930, all subaccounts						**$5,255,348.44**

Recap of Schedule L2 Classes

Schedule L2 Classes	Account Detail Above	AP Vouchered Detail Spreadsheet	Combined Total
Industry Associa ion Dues	$1,493,902 33	$60,084.01	$1,553,986.34
Stockholder and Debt Service Expenses	$0 00	$0.00	$0.00
Institutional Advertising	$0 00	$21,421.76	$21,421.76
Conservation Advertising	$0 00	$0.00	$0.00
Rate Department Load Studies	$0 00	$0.00	$0.00
Director's Fees and Expenses	$141,430.47	$649,317.40	$790,747.87
Dues and Subscriptions	$492,980 39	$338,424.35	$831,404.74
Miscellaneous	$1,201,927 86	$855,859.87	$2,057,787.73
Totals	$3,330,241 05	$1,925,107.39	$5,255,348.44

PSC DR1 Response 47b.xlsx

AP Vouchered Detail - Account 930, all applicable subaccounts

Please see Recap at the end of this AP Vouchered Detail for Schedule L2 classification totals.

Journal ID	Voucher	Amount	Description	Acctg Date	Account	Dept	Name	Invoice	Invoice Date	PO No.	Payment
Schedule L2 - "Institutional Advertising" Class:											
AP00048593	00650237	$1,800.00	Advertising- Touchstone Energy	10/31/2019	930100	064	BIG SANDY RECC	2019BATCH000029	11/5/2019		9000145720
AP00048765	00652872	$390.00	Advertising- Touchstone Energy	11/30/2019	930100	064	BLUE GRASS ENERGY	2019BATCH000030	12/2/2019		9000146781
AP00046580	00628898	$500.00	Advertising- Touchstone Energy	3/20/2019	930100	064	FARMERS RECC	2019BATCH000007	3/18/2019		9000137228
AP00048569	00647651	$1,131.76	Advertising- Touchstone Energy	10/9/2019	930100	064	FARMERS RECC	2019BATCH000017	10/7/2019		9000144674
AP00046778	00631425	$250.00	Advertising- Touchstone Energy	4/17/2019	930100	064	FLEM NG-MASON ENERGY COOP	2019BATCH000009	4/16/2019		9000138314
AP00048126	00644392	$852.50	Advertising- Touchstone Energy	8/31/2019	930100	064	GRAYSON RECC	2019BATCH000016	9/4/2019		9000143425
AP00048569	00647654	$1,325.00	Advertising- Touchstone Energy	10/9/2019	930100	064	NTER COUNTY ENERGY	2019BATCH000017	10/7/2019		9000144686
AP00048987	00653647	$475.00	Advertising- Touchstone Energy	12/10/2019	930100	064	NTER COUNTY ENERGY	2019BATCH000032	12/10/2019		9000147045
AP00048126	00644394	$1,800.00	Advertising- Touchstone Energy	8/31/2019	930100	064	JACKSON ENERGY COOP	2019BATCH000016	9/4/2019		9000143458
AP00048765	00652880	$1,800.00	Advertising- Touchstone Energy	11/30/2019	930100	064	NOL N RECC	2019BATCH000030	12/2/2019		9000146788
AP00046923	00633711	$750.00	Advertising- Touchstone Energy	5/9/2019	930100	064	OWEN ELECTRIC COOP NC	2019BATCH000010	5/7/2019		9000139140
AP00048593	00650248	$147.50	Advertising- Touchstone Energy	10/31/2019	930100	064	OWEN ELECTRIC COOP NC	2019BATCH000029	11/5/2019		9000145738
AP00046975	00635909	$1,800.00	Advertising- Touchstone Energy	5/31/2019	930100	064	SALT RIVER ELECTRIC	2019BATCH000012	6/3/2019		9000140168
AP00046210	00623820	$500.00	Advertising- Touchstone Energy	1/23/2019	930100	064	SOUTH KENTUCKY RECC	2019BATCH000002	1/22/2019		9000135144
AP00046778	00631434	$100.00	Advertising- Touchstone Energy	4/17/2019	930100	064	SOUTH KENTUCKY RECC	2019BATCH000009	4/16/2019		9000138291
AP00046975	00635911	$875.00	Advertising- Touchstone Energy	5/31/2019	930100	064	SOUTH KENTUCKY RECC	2019BATCH000012	6/3/2019		9000140129
AP00048123	00644400	$325.00	Advertising- Touchstone Energy	8/31/2019	930100	064	SOUTH KENTUCKY RECC	2019BATCH000016	9/4/2019		9000143409
		$14,821.76	**Total Schedule L2 - "Institutional Advertising" Class**								
Schedule L2 - "Miscellaneous" Class:											
AP00046237	00625260	$5.21	1/19 Cell/Data/iPad	1/31/2019	930100	061	AT&T	14513398	1/16/2019		9000135999
AP00046237	00625260	$69.11	1/19 Cell/Data/iPad	1/31/2019	930100	064	AT&T	14513398	1/16/2019		9000135999
AP00046237	00625260	$17.06	1/19 Cell/Data/iPad	1/31/2019	930100	081	AT&T	14513398	1/16/2019		9000135999
AP00047149	00638426	$3.47	Cell/Data/iPad Charges	6/29/2019	930100	061	AT&T	JV636025	5/16/2019		
AP00047149	00638426	$60.35	Cell/Data/iPad Charges	6/29/2019	930100	064	AT&T	JV636025	5/16/2019		
AP00047149	00638426	$22.44	Cell/Data/iPad Charges	6/29/2019	930100	081	AT&T	JV636025	5/16/2019		
AP00046418	00626978	$5.27	2/19 Cell/iPad/Data/Air Card	2/28/2019	930100	061	AT&T MOBILITY	14623266	2/16/2019		9000136459
AP00046418	00626978	$65.26	2/19 Cell/iPad/Data/Air Card	2/28/2019	930100	064	AT&T MOBILITY	14623266	2/16/2019		9000136459
AP00046418	00626978	$17.81	2/19 Cell/iPad/Data/Air Card	2/28/2019	930100	081	AT&T MOBILITY	14623266	2/16/2019		9000136459
AP00048401	00647210	$4.40	Cell and device data	9/30/2019	930100	061	AT&T MOBILITY	15302883CORR	8/16/2019		9000144681
AP00048401	00647210	$69.54	Cell and device data	9/30/2019	930100	064	AT&T MOBILITY	15302883CORR	8/16/2019		9000144681
AP00048401	00647210	$21.35	Cell and device data	9/30/2019	930100	081	AT&T MOBILITY	15302883CORR	8/16/2019		9000144681
AP00048569	00647687	$5.75	Cell and device data	10/9/2019	930100	061	AT&T MOBILITY	15419366	9/16/2019		9000144681
AP00048569	00647687	$68.04	Cell and device data	10/9/2019	930100	064	AT&T MOBILITY	15419366	9/16/2019		9000144681
AP00048569	00647687	$47.27	Cell and device data	10/9/2019	930100	081	AT&T MOBILITY	15419366	9/16/2019		9000144681
AP00049151	00656707	$4.15	Cell Phone/Air Card/iPad data	12/31/2019	930100	061	AT&T MOBILITY	15655152	11/16/2019		9000148409
AP00049151	00656716	$4.10	Cell Phone/Air Card/iPad data	12/31/2019	930100	061	AT&T MOBILITY	15774372	12/16/2019		9000148409
AP00049151	00656707	$68.59	Cell Phone/Air Card/iPad data	12/31/2019	930100	064	AT&T MOBILITY	15655152	11/16/2019		9000148409
AP00049151	00656716	$68.57	Cell Phone/Air Card/iPad data	12/31/2019	930100	064	AT&T MOBILITY	15774372	12/16/2019		9000148409
AP00049151	00656707	$29.49	Cell Phone/Air Card/iPad data	12/31/2019	930100	081	AT&T MOBILITY	15655152	11/16/2019		9000148409
AP00049151	00656716	$48.56	Cell Phone/Air Card/iPad data	12/31/2019	930100	081	AT&T MOBILITY	15774372	12/16/2019		9000148409
AP00046783	00633121	$5.20	Cell,AirCards,iPad	4/30/2019	930100	061	AT&T MOBILITY	14845992	4/16/2019		9000139109
AP00046783	00633121	$73.11	Cell,AirCards,iPad	4/30/2019	930100	064	AT&T MOBILITY	14845992	4/16/2019		9000139109
AP00046783	00633121	$19.56	Cell,AirCards,iPad	4/30/2019	930100	081	AT&T MOBILITY	14845992	4/16/2019		9000139109
AP00047670	00641398	$4.09	Cell/Data	7/31/2019	930100	061	AT&T MOBILITY	15072608	6/16/2019		9000142277
AP00047670	00641398	$62.19	Cell/Data	7/31/2019	930100	064	AT&T MOBILITY	15072608	6/16/2019		9000142277
AP00047670	00641398	$17.59	Cell/Data	7/31/2019	930100	081	AT&T MOBILITY	15072608	6/16/2019		9000142277
AP00046590	00629552	$5.21	Cell/Data/iPad Charges	3/28/2019	930100	061	AT&T MOBILITY	14734096	3/16/2019		9000137524
AP00046590	00629552	$62.90	Cell/Data/iPad Charges	3/28/2019	930100	064	AT&T MOBILITY	14734096	3/16/2019		9000137524
AP00046590	00629552	$16.17	Cell/Data/iPad Charges	3/28/2019	930100	081	AT&T MOBILITY	14734096	3/16/2019		9000137524
AP00048772	00650291	$5.59	Data, Air-time, etc.	11/6/2019	930100	061	AT&T MOBILITY	15536761	10/16/2019		9000145715
AP00048772	00650291	$80.14	Data, Air-time, etc.	11/6/2019	930100	064	AT&T MOBILITY	15536761	10/16/2019		9000145715
AP00048772	00650291	$22.55	Data, Air-time, etc.	11/6/2019	930100	081	AT&T MOBILITY	15536761	10/16/2019		9000145715
AP00048120	00641904	$5.35	Data-iPad,Air Card,Cell	8/7/2019	930100	061	AT&T MOBILITY	15187261	7/16/2019		9000142476
AP00048120	00641904	$65.72	Data-iPad,Air Card,Cell	8/7/2019	930100	064	AT&T MOBILITY	15187261	7/16/2019		9000142476
AP00048120	00641904	$17.65	Data-iPad,Air Card,Cell	8/7/2019	930100	081	AT&T MOBILITY	15187261	7/16/2019		9000142476
AP00048593	00650237	$4,000.00	Advertising- Cooperative Solar	10/31/2019	930100	064	BIG SANDY RECC	2019BATCH000029	11/5/2019		9000145720
AP00048765	00652872	$2,950.00	Advertising- Cooperative Solar	11/30/2019	930100	064	BLUE GRASS ENERGY	2019BATCH000030	12/2/2019		9000146781
AP00048126	00644389	$3,000.00	Advertising- Cooperative Solar	8/31/2019	930100	064	CLARK ENERGY COOP NC	2019BATCH000016	9/4/2019		9000143365
AP00048569	00647649	$3,370.00	Advertising- Cooperative Solar	10/9/2019	930100	064	CLARK ENERGY COOP NC	2019BATCH000017	10/7/2019		9000144610
AP00048593	00650239	$1,605.00	Advertising- Cooperative Solar	10/31/2019	930100	064	CLARK ENERGY COOP NC	2019BATCH000029	11/5/2019		9000145660
AP00048765	00652873	$1,415.00	Advertising- Cooperative Solar	11/30/2019	930100	064	CLARK ENERGY COOP NC	2019BATCH000030	12/2/2019		9000146701

PSC DR1 Response 47b.xlsx

AP Vouchered Detail - Account 930, all applicable subaccounts

Please see Recap at the end of this AP Vouchered Detail for Schedule L2 classification totals.

Journal ID	Voucher	Amount	Description	Acctg Date	Account	Dept	Name	Invoice	Invoice Date	PO No.	Payment
AP00049008	00656337	$250.00	Advertising- Cooperative Solar	12/31/2019	930100	064	CLARK ENERGY COOP NC	2020BATCH000001	1/6/2020		9000148049
AP00047069	00636845	$1,890.00	6/19 Balloon & Flight Team Fee	6/12/2019	930100	064	COOPERATIVE BALLOON ASSOC LLC	2573	6/4/2019		9000140438
AP00047069	00636845	$272.02	6/19 Expenses - Mileage	6/12/2019	930100	064	COOPERATIVE BALLOON ASSOC LLC	2573	6/4/2019		9000140438
AP00046210	00623809	$195.00	Advertising- Cooperative Solar	1/23/2019	930100	064	CUMBERLAND VALLEY ELECTRIC	2019BATCH000002	1/22/2019		9000135111
AP00046415	00626060	$1,244.00	Advertising- Cooperative Solar	2/19/2019	930100	064	CUMBERLAND VALLEY ELECTRIC	2019BATCH000005	2/18/2019		9000136159
AP00048099	00641918	$250.00	Advertising- Cooperative Solar	8/8/2019	930100	064	CUMBERLAND VALLEY ELECTRIC	2019BATCH000015	8/5/2019		9000142431
AP00048593	00650240	$2,210.00	Advertising- Cooperative Solar	10/31/2019	930100	064	CUMBERLAND VALLEY ELECTRIC	2019BATCH000029	11/5/2019		9000145666
AP00048765	00652874	$1,528.00	Advertising- Cooperative Solar	11/30/2019	930100	064	CUMBERLAND VALLEY ELECTRIC	2019BATCH000030	12/2/2019		9000146707
AP00048987	00653646	$379.00	Advertising- Cooperative Solar	12/10/2019	930100	064	CUMBERLAND VALLEY ELECTRIC	2019BATCH000032	12/10/2019		9000146977
AP00046580	00629026	$11,400.91	Dell laptops Latitude 3300 for	3/21/2019	930100	064	DELL MARKET NG L P	10304824069	3/20/2019	0000131709	9000138342
AP00048765	00651445	$331.25	DVD Copies	11/20/2019	930100	064	DESHANE & ASSOCIATES LLC	768	11/12/2019		9000146268
AP00048765	00651445	$375.00	Honor Flight 2019-Video Taping	11/20/2019	930100	064	DESHANE & ASSOCIATES LLC	768	11/12/2019		9000146268
AP00048765	00651445	$65.00	Honor Flight Video Transcode	11/20/2019	930100	064	DESHANE & ASSOCIATES LLC	768	11/12/2019		9000146268
AP00048765	00651445	$2,517.50	Honor Flight-Video Editing	11/20/2019	930100	064	DESHANE & ASSOCIATES LLC	768	11/12/2019		9000146268
AP00048569	00648631	$377.30	930100 061-7400 Communications	10/23/2019	930100	061	DYNAMIX PRODUCTIONS NC	5717	10/21/2019	0000114864	9000145251
AP00048569	00649214	$377.30	930100 061-7400 Communications	10/29/2019	930100	061	DYNAMIX PRODUCTIONS NC	5727	10/28/2019	0000114864	9000145495
AP00048395	00646831	$142.10	930100 064-7428 Solar	10/2/2019	930100	061	DYNAMIX PRODUCTIONS NC	5679	9/20/2019	0000114864	9000144966
AP00048581	00646831	$2.90	Discount Lost	10/18/2019	930100	061	DYNAMIX PRODUCTIONS NC	5679	9/20/2019	0000114864	9000144966
AP00048126	00643684	$138.33	10% cost overrun	8/29/2019	930100	064	EMBRO DME OF LEXINGTON	S13929	7/3/2019	0000134780	9000143557
AP00048126	00643684	$2,819.60	T-shirts large	8/29/2019	930100	064	EMBRO DME OF LEXINGTON	S13929	7/3/2019	0000134780	9000143557
AP00048126	00643684	$257.05	T-shirts small	8/29/2019	930100	064	EMBRO DME OF LEXINGTON	S13929	7/3/2019	0000134780	9000143557
AP00047163	00638904	$1,000.00	Electric Vehicle Social Media	6/30/2019	930100	061	EXPLORE KENTUCKY NITIATIVE	1134	5/31/2019		9000141340
AP00048765	00652875	$9,939.10	Advertising- Cooperative Solar	11/30/2019	930100	064	FARMERS RECC	2019BATCH000030	12/2/2019		9000146761
AP00046778	00631425	$1,300.00	Advertising- Cooperative Solar	4/17/2019	930100	064	FLEM NG-MASON ENERGY COOP	2019BATCH000009	4/16/2019		9000138314
AP00048765	00652876	$5,000.00	Advertising- Cooperative Solar	11/30/2019	930100	064	FLEM NG-MASON ENERGY COOP	2019BATCH000030	12/2/2019		9000146772
AP00048126	00644392	$630.00	Advertising- Cooperative Solar	8/31/2019	930100	064	GRAYSON RECC	2019BATCH000016	9/4/2019		9000143425
AP00048569	00647653	$2,521.50	Advertising- Cooperative Solar	10/9/2019	930100	064	GRAYSON RECC	2019BATCH000017	10/7/2019		9000144676
AP00048593	00650242	$522.50	Advertising- Cooperative Solar	10/31/2019	930100	064	GRAYSON RECC	2019BATCH000029	11/5/2019		9000145713
AP00048765	00652877	$4,126.00	Advertising- Cooperative Solar	11/30/2019	930100	064	GRAYSON RECC	2019BATCH000030	12/2/2019		9000146762
AP00048344	00645302	$2,095.72	Water for Special Olympics	9/16/2019	930100	064	HALO BRANDED SOLUTIONS NC	4085800	8/27/2019		9000144051
AP00046210	00624075	$35,000.00	2019 Flight Sponsorship	1/29/2019	930100	064	HONOR FLIGHT KENTUCKY	AP010419HFK	1/4/2019		9000135572
AP00048126	00643596	$4,394.00	Meals/Shirts/Buses - 50% Cost	8/28/2019	930100	064	HONOR FLIGHT KENTUCKY	AP081919HFK	8/19/2019		9000143299
AP00048669	00650322	$1,060.25	Umbrellas	11/6/2019	930100	064	HONOR FLIGHT KENTUCKY	AP102819HFK	10/28/2019		9000145819
AP00048774	00651101	$2.88	Discount Lost	11/22/2019	930100	064	NSTANT SIGNS #2	81630	9/18/2019	0000117103	9000146231
AP00048765	00651101	$302.23	Sponsorships 064-7400	11/14/2019	930100	064	NSTANT SIGNS #2	81630	9/18/2019	0000117103	9000146231
AP00048569	00647654	$5,695.14	Advertising- Cooperative Solar	10/9/2019	930100	064	NTER COUNTY ENERGY	2019BATCH000017	10/7/2019		9000144686
AP00048987	00653647	$4,304.86	Advertising- Cooperative Solar	12/10/2019	930100	064	NTER COUNTY ENERGY	2019BATCH000032	12/10/2019		9000147045
AP00046778	00631428	$2,373.40	Advertising- Cooperative Solar	4/17/2019	930100	064	JACKSON ENERGY COOP	2019BATCH000009	4/16/2019		9000138335
AP00048126	00644394	$3,203.25	Advertising- Cooperative Solar	8/31/2019	930100	064	JACKSON ENERGY COOP	2019BATCH000016	9/4/2019		9000143458
AP00048593	00650246	$1,475.00	Advertising- Cooperative Solar	10/31/2019	930100	064	JACKSON ENERGY COOP	2019BATCH000029	11/5/2019		9000145741
AP00048987	00654516	$10,324.40	3600 UK Basketball Posters 201	12/21/2019	930100	081	JMIS KENTUCKY LLC	2019149	12/1/2019	0000133386	9000148813
AP00049251	00657035	$2,900.00	12/19 Full Page Color Ad - Cooperative Solar	12/31/2019	930100	064	KENTUCKY FARM BUREAU	13277	12/10/2019		9000148657
AP00048987	00653684	$2,900.00	9/19 Full Page Ad - Cooperative Solar	12/11/2019	930100	064	KENTUCKY FARM BUREAU	1318	9/10/2019		9000147053
AP00046778	00632970	$2,900.00	Apr Full Page Ad - Cooperative Solar	4/30/2019	930100	064	KENTUCKY FARM BUREAU	0000832730	4/10/2019		9000139130
AP00048126	00643562	$2,900.00	Aug Full Page Ad - Cooperative Solar	8/28/2019	930100	064	KENTUCKY FARM BUREAU	0000832733	8/10/2019		9000143446
AP00046210	00622842	$2,900.00	Dec/Jan Full Page Ad - Cooperative Solar	1/1/2019	930100	064	KENTUCKY FARM BUREAU	0000825863	12/31/2018		9000135180
AP00047327	00640137	$2,900.00	Jun Full Page Ad - Cooperative Solar	7/16/2019	930100	064	KENTUCKY FARM BUREAU	0000832732	6/10/2019		9000141774
AP00046739	00630322	$2,900.00	Mar Full Page Ad - Cooperative Solar	4/3/2019	930100	064	KENTUCKY FARM BUREAU	0000832729	3/10/2019		9000137814
AP00047163	00638102	$2,900.00	May Full Page Ad - Cooperative Solar	6/26/2019	930100	064	KENTUCKY FARM BUREAU	0000832731	5/10/2019		9000140932
AP00046210	00624073	$4,585.75	1/2 Page (15") - Cooperative Solar	1/29/2019	930100	064	KENTUCKY LIVING	11614491	1/10/2019		9000135725
AP00048569	00648629	$5,950.00	10/19 Full Page - 4 Color - Cooperative Solar	10/23/2019	930100	064	KENTUCKY LIVING	11627739	10/9/2019		9000145725
AP00046415	00626279	$5,831.00	2/19 Full Page Ad - Cooperative Solar	2/20/2019	930100	064	KENTUCKY LIVING	11615997	2/12/2019		9000136212
AP00046580	00629520	$5,950.00	3/19 Full Page - 4 Color - Cooperative Solar	3/27/2019	930100	064	KENTUCKY LIVING	11617054	3/8/2019		9000137809
AP00046778	00632073	$4,585.75	4/19 1/2 Pd 4 Color Ad - Cooperative Solar	4/24/2019	930100	064	KENTUCKY LIVING	11618680	4/11/2019		9000139125
AP00046778	00632072	$5,950.00	4/19 Full Page 4 Color Ad - Cooperative Solar	4/24/2019	930100	064	KENTUCKY LIVING	11618681	4/11/2019		9000139125
AP00046965	00635130	$4,494.03	5/2019 - 1/2 Pg - 4 Color - Cooperative Solar	5/29/2019	930100	064	KENTUCKY LIVING	11620196	5/10/2019		9000140163
AP00047163	00638893	$4,585.75	6/19 1/2 Pg - 4 Color - Cooperative Solar	6/30/2019	930100	064	KENTUCKY LIVING	11621519	6/10/2019		9000141215
AP00047163	00638894	$5,950.00	6/19 Full Pg - 4 Color - Cooperative Solar	6/30/2019	930100	064	KENTUCKY LIVING	11621520	6/10/2019		9000141215
AP00047327	00640164	$4,585.75	7/19 1/2 Page - 4 Color - Cooperative Solar	7/17/2019	930100	064	KENTUCKY LIVING	11622969	7/11/2019		9000142493
AP00048126	00643490	$4,585.75	8/19 1/2 Pg - 4 Color Ad - Cooperative Solar	8/27/2019	930100	064	KENTUCKY LIVING	11624032	8/2/2019		9000143215
AP00048126	00643491	$5,950.00	8/19 Full Pg - 4 Color Ad - Cooperative Solar	8/27/2019	930100	064	KENTUCKY LIVING	11624033	8/2/2019		9000143215
AP00048344	00645900	$5,950.00	9/19 Full Pg - 4 Color Ad - Cooperative Solar	9/24/2019	930100	064	KENTUCKY LIVING	11626386	9/16/2019		9000144697

PSC DR1 Response 47b.xlsx

AP Vouchered Detail - Account 930, all applicable subaccounts

Please see Recap at the end of this AP Vouchered Detail for Schedule L2 classification totals.

Journal ID	Voucher	Amount	Description	Acctg Date	Account	Dept	Name	Invoice	Invoice Date	PO No.	Payment
AP00047064	00635130	$91.72	Discount Lost	6/7/2019	930100	064	KENTUCKY LIVING	11620196	5/10/2019		9000140163
AP00046210	00623815	$825.00	Advertising- Cooperative Solar	1/23/2019	930100	064	LICKING VALLEY RECC	2019BATCH000002	1/22/2019		9000135186
AP00046415	00626066	$1,625.00	Advertising- Cooperative Solar	2/19/2019	930100	064	LICKING VALLEY RECC	2019BATCH000005	2/18/2019		9000136222
AP00046580	00628902	$1,225.00	Advertising- Cooperative Solar	3/20/2019	930100	064	LICKING VALLEY RECC	2019BATCH000007	3/18/2019		9000137245
AP00046778	00631429	$700.00	Advertising- Cooperative Solar	4/17/2019	930100	064	LICKING VALLEY RECC	2019BATCH000009	4/16/2019		9000138327
AP00046923	00633709	$475.00	Advertising- Cooperative Solar	5/9/2019	930100	064	LICKING VALLEY RECC	2019BATCH000010	5/7/2019		9000139135
AP00046975	00635906	$1,795.00	Advertising- Cooperative Solar	5/31/2019	930100	064	LICKING VALLEY RECC	2019BATCH000012	6/3/2019		9000140172
AP00048099	00641923	$1,645.00	Advertising- Cooperative Solar	8/8/2019	930100	064	LICKING VALLEY RECC	2019BATCH000015	8/5/2019		9000142502
AP00048126	00644395	$405.00	Advertising- Cooperative Solar	8/31/2019	930100	064	LICKING VALLEY RECC	2019BATCH000016	9/4/2019		9000143452
AP00048344	00644622	$1,562.12	Branded utility bags	9/9/2019	930100	081	LOGO STORE USA	169141	9/3/2019	0000134782	9000143848
AP00048987	00653681	$2,000.00	Photography - Halloween Lightb	12/11/2019	930100	064	NICOLE JECK	AP111319NJ	11/13/2019		9000147202
AP00046778	00631430	$2,530.00	Advertising- Cooperative Solar	4/17/2019	930100	064	NOL N RECC	2019BATCH000009	4/16/2019		9000138329
AP00048593	00650247	$2,685.35	Advertising- Cooperative Solar	10/31/2019	930100	064	NOL N RECC	2019BATCH000029	11/5/2019		9000145736
AP00048765	00652880	$2,376.50	Advertising- Cooperative Solar	11/30/2019	930100	064	NOL N RECC	2019BATCH000030	12/2/2019		9000146788
AP00046415	00626068	$974.00	Advertising- Cooperative Solar	2/19/2019	930100	064	OWEN ELECTRIC COOP NC	2019BATCH000005	2/18/2019		9000136226
AP00046778	00631431	$950.00	Advertising- Cooperative Solar	4/17/2019	930100	064	OWEN ELECTRIC COOP NC	2019BATCH000009	4/16/2019		9000138333
AP00046992	00635908	$370.00	Advertising- Cooperative Solar	5/31/2019	930100	064	OWEN ELECTRIC COOP NC	2019BATCH000012	6/3/2019		9000140175
AP00048099	00641925	$2.25	Advertising- Cooperative Solar	8/8/2019	930100	064	OWEN ELECTRIC COOP NC	2019BATCH000015	8/5/2019		9000142506
AP00048123	00644397	$783.44	Advertising- Cooperative Solar	8/31/2019	930100	064	OWEN ELECTRIC COOP NC	2019BATCH000016	9/4/2019		9000143457
AP00048593	00650248	$4,793.31	Advertising- Cooperative Solar	10/31/2019	930100	064	OWEN ELECTRIC COOP NC	2019BATCH000029	11/5/2019		9000145738
AP00046580	00629858	$204.00	Cooperative Solar E-Newsletter	3/29/2019	930100	064	PNC BANK	4538124_00000000000000272	3/15/2019		
AP00048344	00646530	$442.00	Fee for Cooperative Solar E-Newsletter	9/30/2019	930100	064	PNC BANK	4690734_00000000000000292	9/16/2019		
AP00047163	00638703	$333.96	KTE hop-up counter	6/30/2019	930100	064	PNC BANK	4620541_00000000000000275	6/17/2019		
AP00048765	00652540	$12.14	Power in Pink ad	11/30/2019	930100	061	PNC BANK	4739208_00000000000000216	11/15/2019		
AP00047163	00637829	$12,504.82	Cooperative Solar Sunglassess	6/25/2019	930100	064	PROGRESSIVE MARKET NG	054360	6/21/2019	0000133020	9000140945
AP00046923	00632882	$19,928.00	Cutting boards for owner-membe	5/1/2019	930100	064	PROGRESSIVE MARKET NG	054264	4/22/2019	0000130925	9000138854
AP00047054	00635764	$35.40	Re-order set-up charge	6/3/2019	930100	064	PROGRESSIVE MARKET NG	054305	5/22/2019	0000131884	9000140181
AP00047054	00635764	$2,336.31	Sunglasses with Touchstone logo	6/3/2019	930100	064	PROGRESSIVE MARKET NG	054305	5/22/2019	0000131884	9000140181
AP00046580	00628385	$1,100.00	2019 Digital Maint Fee - Ad Placement	3/13/2019	930100	064	RIGHT PLACE MEDIA LLC	068539	3/5/2019		9000137101
AP00046580	00628386	$1,423.77	2019 Facebook - Solar Ad	3/13/2019	930100	064	RIGHT PLACE MEDIA LLC	068538	3/5/2019		9000137101
AP00048158	00644462	$1,423.77	2019 Facebook - Solar Ad	9/4/2019	930100	064	RIGHT PLACE MEDIA LLC	070985	9/4/2019		9000143816
AP00048765	00651371	$1,423.77	2019 Facebook - Solar Ad	11/19/2019	930100	064	RIGHT PLACE MEDIA LLC	072059	11/1/2019		9000146326
AP00046580	00628386	$4,477.62	2019 Solar Panel Ad	3/13/2019	930100	064	RIGHT PLACE MEDIA LLC	068538	3/5/2019		9000137101
AP00046739	00630323	$5,490.57	2019 Solar Panel Ad	4/3/2019	930100	064	RIGHT PLACE MEDIA LLC	068887	4/2/2019		9000138180
AP00048158	00644462	$3,284.73	2019 Solar Panel Ad	9/4/2019	930100	064	RIGHT PLACE MEDIA LLC	070985	9/4/2019		9000143816
AP00048569	00648702	$3,284.73	2019 Solar Panel Ad	10/23/2019	930100	064	RIGHT PLACE MEDIA LLC	071392	10/1/2019		9000145311
AP00048765	00651371	$3,284.73	2019 Solar Panel Ad	11/19/2019	930100	064	RIGHT PLACE MEDIA LLC	072059	11/1/2019		9000146326
AP00048987	00653662	$3,284.73	2019 Solar Panel Ad	12/11/2019	930100	064	RIGHT PLACE MEDIA LLC	072524	12/2/2019		9000147148
AP00047163	00638053	$5,492.30	2019 Solar Panel/Display/SEM/F	6/26/2019	930100	064	RIGHT PLACE MEDIA LLC	069914	6/17/2019		9000141042
AP00047327	00639587	$5,028.40	2019 Solar Panel/Display/SEM/F	7/10/2019	930100	064	RIGHT PLACE MEDIA LLC	070032	7/1/2019		9000141583
AP00047327	00640162	$5,490.57	2019 solar Panel/Display/SEM/F	7/17/2019	930100	064	RIGHT PLACE MEDIA LLC	0701090000	7/15/2019		9000142359
AP00048099	00641901	$1,423.77	8/19 Facebook - Solar Ad	8/7/2019	930100	064	RIGHT PLACE MEDIA LLC	070477	8/1/2019		9000142835
AP00048099	00641901	$573.90	Cooperative Solar - 8/2019 Display	8/7/2019	930100	064	RIGHT PLACE MEDIA LLC	070477	8/1/2019		9000142835
AP00048099	00641901	$920.40	Cooperative Solar - 8/2019 SEM	8/7/2019	930100	064	RIGHT PLACE MEDIA LLC	070477	8/1/2019		9000142835
AP00048099	00641901	$2,572.50	8/2019 Solar Panel Ad	8/7/2019	930100	064	RIGHT PLACE MEDIA LLC	070477	8/1/2019		9000142835
AP00046580	00628386	$1,004.34	Cooperative Solar - Display 2019	3/13/2019	930100	064	RIGHT PLACE MEDIA LLC	068538	3/5/2019		9000137101
AP00048158	00644462	$717.71	Cooperative Solar - Display 2019	9/4/2019	930100	064	RIGHT PLACE MEDIA LLC	070985	9/4/2019		9000143816
AP00048569	00648702	$573.90	Cooperative Solar - Display 2019	10/23/2019	930100	064	RIGHT PLACE MEDIA LLC	071392	10/1/2019		9000145311
AP00048765	00651371	$573.90	Cooperative Solar - Display 2019	11/19/2019	930100	064	RIGHT PLACE MEDIA LLC	072059	11/1/2019		9000146326
AP00048987	00653662	$717.38	Cooperative Solar - Display 2019	12/11/2019	930100	064	RIGHT PLACE MEDIA LLC	072524	12/2/2019		9000147148
AP00046580	00628386	$1,628.13	Cooperative Solar - SEM 2019	3/13/2019	930100	064	RIGHT PLACE MEDIA LLC	068538	3/5/2019		9000137101
AP00048158	00644462	$1,156.40	Cooperative Solar - SEM 2019	9/4/2019	930100	064	RIGHT PLACE MEDIA LLC	070985	9/4/2019		9000143816
AP00048569	00648702	$920.40	Cooperative Solar - SEM 2019	10/23/2019	930100	064	RIGHT PLACE MEDIA LLC	071392	10/1/2019		9000145311
AP00048765	00651371	$920.40	Cooperative Solar - SEM 2019	11/19/2019	930100	064	RIGHT PLACE MEDIA LLC	072059	11/1/2019		9000146326
AP00048987	00653662	$1,156.40	Cooperative Solar - SEM 2019	12/11/2019	930100	064	RIGHT PLACE MEDIA LLC	072524	12/2/2019		9000147148
AP00046580	00628388	$36,000.00	2019 Best Friend of the House	3/13/2019	930100	064	RONALD MCDONALD HOUSE CHARITIES	2019	3/12/2019		9000137121
AP00046580	00628905	$1,554.00	Advertising- Cooperative Solar	3/20/2019	930100	064	SALT RIVER ELECTRIC	2019BATCH000007	3/18/2019		9000137241
AP00046778	00631432	$1,554.00	Advertising- Cooperative Solar	4/17/2019	930100	064	SALT RIVER ELECTRIC	2019BATCH000009	4/16/2019		9000138324
AP00046923	00633712	$1,554.00	Advertising- Cooperative Solar	5/9/2019	930100	064	SALT RIVER ELECTRIC	2019BATCH000010	5/7/2019		9000139132
AP00046975	00635909	$2,104.00	Advertising- Cooperative Solar	5/31/2019	930100	064	SALT RIVER ELECTRIC	2019BATCH000012	6/3/2019		9000140168
AP00048099	00641926	$1,404.00	Advertising- Cooperative Solar	8/8/2019	930100	064	SALT RIVER ELECTRIC	2019BATCH000015	8/5/2019		9000142499
AP00048126	00644398	$27.00	Advertising- Cooperative Solar	8/31/2019	930100	064	SALT RIVER ELECTRIC	2019BATCH000016	9/4/2019		9000143448

PSC DR1 Response 47b.xlsx

AP Vouchered Detail - Account 930, all applicable subaccounts

Please see Recap at the end of this AP Vouchered Detail for Schedule L2 classification totals.

Journal ID	Voucher	Amount	Description	Acctg Date	Account	Dept	Name	Invoice	Invoice Date	PO No.	Payment
AP00046210	00623819	$275.00	Advertising- Cooperative Solar	1/23/2019	930100	064	SHELBY ENERGY COOP NC	2019BATCH000002	1/22/2019		9000135185
AP00046415	00626070	$605.00	Advertising- Cooperative Solar	2/19/2019	930100	064	SHELBY ENERGY COOP NC	2019BATCH000005	2/18/2019		9000136221
AP00046580	00628906	$275.00	Advertising- Cooperative Solar	3/20/2019	930100	064	SHELBY ENERGY COOP NC	2019BATCH000007	3/18/2019		9000137244
AP00046778	00631433	$2,030.00	Advertising- Cooperative Solar	4/17/2019	930100	064	SHELBY ENERGY COOP NC	2019BATCH000009	4/16/2019		9000138326
AP00046975	00635910	$1,025.00	Advertising- Cooperative Solar	5/31/2019	930100	064	SHELBY ENERGY COOP NC	2019BATCH000012	6/3/2019		9000140170
AP00048099	00641927	$755.00	Advertising- Cooperative Solar	8/8/2019	930100	064	SHELBY ENERGY COOP NC	2019BATCH000015	8/5/2019		9000142501
AP00048126	00644399	$1,816.30	Advertising- Cooperative Solar	8/31/2019	930100	064	SHELBY ENERGY COOP NC	2019BATCH000016	9/4/2019		9000143450
AP00048569	00647660	$1,794.00	Advertising- Cooperative Solar	10/9/2019	930100	064	SHELBY ENERGY COOP NC	2019BATCH000017	10/7/2019		9000144705
AP00048593	00650250	$223.00	Advertising- Cooperative Solar	10/31/2019	930100	064	SHELBY ENERGY COOP NC	2019BATCH000029	11/5/2019		9000145734
AP00046210	00623820	$7,687.50	Advertising- Cooperative Solar	1/23/2019	930100	064	SOUTH KENTUCKY RECC	2019BATCH000002	1/22/2019		9000135144
AP00046580	00628907	$298.00	Advertising- Cooperative Solar	3/20/2019	930100	064	SOUTH KENTUCKY RECC	2019BATCH000007	3/18/2019		9000137208
AP00046778	00631434	$297.50	Advertising- Cooperative Solar	4/17/2019	930100	064	SOUTH KENTUCKY RECC	2019BATCH000009	4/16/2019		9000138291
AP00046923	00633714	$400.00	Advertising- Cooperative Solar	5/9/2019	930100	064	SOUTH KENTUCKY RECC	2019BATCH000010	5/7/2019		9000139085
AP00046975	00635911	$173.75	Advertising- Cooperative Solar	5/31/2019	930100	064	SOUTH KENTUCKY RECC	2019BATCH000012	6/3/2019		9000140129
AP00048099	00641928	$185.00	Advertising- Cooperative Solar	8/8/2019	930100	064	SOUTH KENTUCKY RECC	2019BATCH000015	8/5/2019		9000142456
AP00048569	00647661	$795.00	Advertising- Cooperative Solar	10/9/2019	930100	064	SOUTH KENTUCKY RECC	2019BATCH000017	10/7/2019		9000144652
AP00048593	00650251	$79.95	Advertising- Cooperative Solar	10/31/2019	930100	064	SOUTH KENTUCKY RECC	2019BATCH000029	11/5/2019		9000145698
AP00048765	00652884	$83.30	Advertising- Cooperative Solar	11/30/2019	930100	064	SOUTH KENTUCKY RECC	2019BATCH000030	12/2/2019		9000146744
AP00048126	00643693	$989.50	Solar Printing	8/29/2019	930100	064	SOUTHLAND PR NT NG CO INC	318194	8/14/2019	0000124823	9000144797
AP00048569	00648911	$2,277.50	Photography for Ky Living and	10/25/2019	930100	061	TIM WEBB PHOTOGRAPHY	190906	9/6/2019	0000129727	9000145503
AP00048569	00648947	$2,284.00	Photography for Ky Living and	10/25/2019	930100	061	TIM WEBB PHOTOGRAPHY	191008	10/8/2019	0000129727	9000145503
AP00048987	00653579	$1,723.00	Photography for Ky Living and	12/11/2019	930100	061	TIM WEBB PHOTOGRAPHY	191108	11/8/2019	0000129727	9000147098
AP00048987	00653848	$1,051.00	Photography for Ky Living and	12/13/2019	930100	061	TIM WEBB PHOTOGRAPHY	191125	11/25/2019	0000129727	9000147418
AP00048987	00655107	$1,123.00	Photography for Ky Living and	12/31/2019	930100	061	TIM WEBB PHOTOGRAPHY	191216	12/16/2019	0000129727	9000148162
AP00048987	00655106	$400.00	Photography for Ky Living and	12/31/2019	930100	061	TIM WEBB PHOTOGRAPHY	191220	12/20/2019	0000129727	9000148448
AP00046580	00629319	$1,004.00	Photography for Ky Living, Mis	3/26/2019	930100	061	TIM WEBB PHOTOGRAPHY	190325	3/25/2019	0000129727	9000138367
AP00046778	00631487	$1,300.00	Photography for Ky Living, Mis	4/18/2019	930100	061	TIM WEBB PHOTOGRAPHY	190401	4/1/2019	0000129727	9000138631
AP00046923	00633336	$3,344.00	Photography for Ky Living, Mis	5/7/2019	930100	061	TIM WEBB PHOTOGRAPHY	190505	5/5/2019	0000129727	9000139938
AP00046965	00635196	$1,348.00	Photography for Ky Living, Mis	5/30/2019	930100	061	TIM WEBB PHOTOGRAPHY	190530	5/30/2019	0000129727	9000140977
AP00047163	00637488	$1,711.00	Photography for Ky Living, Mis	6/20/2019	930100	061	TIM WEBB PHOTOGRAPHY	190611	6/11/2019	0000129727	9000141259
AP00048158	00644259	$2,994.00	Photography for Ky Living, Mis	9/3/2019	930100	061	TIM WEBB PHOTOGRAPHY	190822	8/22/2019	0000129727	9000143991
AP00048569	00648911	$428.50	Photography for Ky Living, Mis	10/25/2019	930100	061	TIM WEBB PHOTOGRAPHY	190906	9/6/2019	0000129727	9000145503
AP00048395	00646761	$719.00	Photography for Ky Living, Mis	10/1/2019	930100	061	TIM WEBB PHOTOGRAPHY	190926	9/26/2019	0000129727	9000145259
AP00047163	00637488	$600.00	Photography for Special Olympi	6/20/2019	930100	064	TIM WEBB PHOTOGRAPHY	190611	6/11/2019	0000129727	9000141259
AP00048395	00646757	$1,200.00	Photography for Special Olympi	10/1/2019	930100	064	TIM WEBB PHOTOGRAPHY	190923	9/23/2019	0000129727	9000144971
AP00048765	00651368	$650.02	Window Clings/Register Sticker	11/19/2019	930100	064	W A FISHER COMPANY INC	93370	10/29/2019		9000146291
AP00046234	00625149	$20.00	12/18 solar Panels 2018: Q4	1/31/2019	930100	064	WKYT	7336714	12/30/2018		9000135706
AP00047163	00638103	$4,400.00	5/19 Cooperative Solar	6/26/2019	930100	064	WKYT	9917922	5/31/2019		9000140914
AP00047327	00639575	$4,540.00	6/19 Cooperative Solar	7/10/2019	930100	064	WKYT	9917923	6/30/2019		9000142007
AP00048126	00643488	$4,390.00	7/19 Cooperative Solar	8/27/2019	930100	064	WKYT	9956881	7/31/2019		9000143205
AP00048344	00645077	$2,910.00	8/19 Cooperative Solar	9/11/2019	930100	064	WKYT	9956882	8/31/2019		9000144192
AP00048569	00648703	$5,630.00	9/19 Cooperative Solar	10/23/2019	930100	064	WKYT	9956883	9/30/2019		9000145203
AP00046923	00633685	$4,110.00	Cooperative Solar	5/8/2019	930100	064	WKYT	9917921	4/30/2019		9000139628
AP00046778	00631018	$4,020.00	Solar Panels 3/2019	4/10/2019	930100	064	WKYT	9917901	3/31/2019		9000138560
AP00046778	00631279	$3,640.00	3/19 Cooperative Solar	4/16/2019	930100	064	WLEX TV	1552431	3/31/2019		9000138705
AP00047163	00638096	$3,640.00	5/19 Cooperative Solar	6/26/2019	930100	064	WLEX TV	1552433	5/31/2019		9000141064
AP00047327	00639586	$3,640.00	6/19 Cooperative Solar	7/10/2019	930100	064	WLEX TV	1552434	6/30/2019		9000142131
AP00048569	00647683	$3,572.00	9/19 Cooperative Solar TV Ads	10/9/2019	930100	064	WLEX TV	5562643	9/29/2019		9000145328
AP00046923	00633681	$3,640.00	Cooperative Solar	5/8/2019	930100	064	WLEX TV	1552432	4/30/2019		9000139762
AP00048344	00645303	$3,640.00	Jul-Sep 2019 Cooperative Solar	9/16/2019	930100	064	WLEX TV	5562642	8/31/2019		9000144293
AP00048126	00642450	$3,640.00	Mar-Sep 2019 Cooperative Solar	8/14/2019	930100	064	WLEX TV	5562641	7/31/2019		9000143303
AP00046415	00626273	$5,646.50	Create Behind the Switch Video	2/20/2019	930100	061	WRIGLEY MEDIA GROUP	INV0588	6/26/2018		9000136238
AP00046415	00626274	$5,646.50	Create Behind the Switch Video	2/20/2019	930100	061	WRIGLEY MEDIA GROUP	INV0616	7/31/2018		9000136238
AP00046415	00626275	$11,293.00	Create Behind the Switch Video	2/20/2019	930100	061	WRIGLEY MEDIA GROUP	INV0636	8/14/2018		9000136238
AP00046580	00629079	$810.00	Videography, Editing for Solar	3/22/2019	930100	064	WRIGLEY MEDIA GROUP	INV0883	3/20/2019	0000122765	9000139408
AP00048344	00644690	$2,129.00	Videography, Editing for Solar	9/9/2019	930100	064	WRIGLEY MEDIA GROUP	INV1022	9/4/2019	0000122765	9000145477
		$524,013.44	**Total Schedule L2 - "Miscellaneous" Class**								
		$538,835.20	**Total Account 930100**								
Schedule L2 - "Director's Fees and Expenses" Class											
AP00046165	00622707	$1,200.00	January 2019 Retainer	1/1/2019	930200	015	A L ROSENBERGER	Jan 2019 Retainer	1/1/2019		9000134508
AP00046251	00625350	$264.59	Exp - Jan 23-24,2019 Ky CFC Wo	1/31/2019	930200	015	A L ROSENBERGER	Jan 23-24,2019 Ky CFC Workshop	1/24/2019		9000135876

PSC DR1 Response 47b.xlsx

AP Vouchered Detail - Account 930, all applicable subaccounts

Please see Recap at the end of this AP Vouchered Detail for Schedule L2 classification totals.

Journal ID	Voucher	Amount	Description	Acctg Date	Account	Dept	Name	Invoice	Invoice Date	PO No.	Payment
AP00046251	00625350	$750.00	Fee - Jan 23-24,2019 Ky CFC Wo	1/31/2019	930200	015	A L ROSENBERGER	Jan 23-24,2019 Ky CFC Workshop	1/24/2019		9000135876
AP00046409	00625365	$1,200.00	February 2019 Retainer	2/1/2019	930200	015	A L ROSENBERGER	Feb 2019 Retainer	2/1/2019		9000135876
AP00046456	00627910	$139.20	Exp - Feb 4,2019 SI Mtg	2/28/2019	930200	015	A L ROSENBERGER	Feb 4,2019 SI Mtg	2/4/2019		9000136877
AP00046456	00627885	$34.80	Exp - Feb 5,2019 Bd Mtg	2/28/2019	930200	015	A L ROSENBERGER	Feb 5,2019 Bd Mtg	2/5/2019		9000136877
AP00046456	00627910	$375.00	Fee - Feb 4,2019 SI Mtg	2/28/2019	930200	015	A L ROSENBERGER	Feb 4,2019 SI Mtg	2/4/2019		9000136877
AP00046456	00627885	$375.00	Fee - Feb 5,2019 Bd Mtg	2/28/2019	930200	015	A L ROSENBERGER	Feb 5,2019 Bd Mtg	2/5/2019		9000136877
AP00046531	00627938	$1,200.00	March 2019 Retainer	3/1/2019	930200	015	A L ROSENBERGER	Mar 2019 Retainer	3/1/2019		9000136877
AP00046609	00630432	$139.20	Exp - Mar 4,2019 SI Mtg	3/31/2019	930200	015	A L ROSENBERGER	Mar 4,2019 SI Mtg	3/4/2019		9000137937
AP00046609	00630407	$23.20	Exp - Mar 5,2019 Bd Mtg	3/31/2019	930200	015	A L ROSENBERGER	Mar 5,2019 Bd Mtg	3/5/2019		9000137937
AP00046609	00630432	$375.00	Fee - Mar 4,2019 SI Mtg	3/31/2019	930200	015	A L ROSENBERGER	Mar 4,2019 SI Mtg	3/4/2019		9000137937
AP00046609	00630407	$375.00	Fee - Mar 5,2019 Bd Mtg	3/31/2019	930200	015	A L ROSENBERGER	Mar 5,2019 Bd Mtg	3/5/2019		9000137937
AP00046739	00630448	$1,200.00	April 2019 Retainer	4/1/2019	930200	015	A L ROSENBERGER	Apr 2019 Retainer	4/1/2019		9000137937
AP00046829	00633613	$139.20	Exp - Apr 8,2019 SI Mtg	4/30/2019	930200	015	A L ROSENBERGER	Apr 8,2019 SI Mtg	4/8/2019		9000139275
AP00046829	00633588	$139.20	Exp - Apr 9,2019 Bd Mtg	4/30/2019	930200	015	A L ROSENBERGER	Apr 9,2019 Bd Mtg	4/9/2019		9000139275
AP00046829	00633613	$375.00	Fee - Apr 8,2019 SI Mtg	4/30/2019	930200	015	A L ROSENBERGER	Apr 8,2019 SI Mtg	4/8/2019		9000139275
AP00046829	00633588	$375.00	Fee - Apr 9,2019 Bd Mtg	4/30/2019	930200	015	A L ROSENBERGER	Apr 9,2019 Bd Mtg	4/9/2019		9000139275
AP00046923	00633620	$1,200.00	April 2019 Retainer	5/1/2019	930200	015	A L ROSENBERGER	May 2019 Retainer	5/1/2019		9000139275
AP00047021	00636129	$139.20	Exp - May 13,2019 SI Mtg	5/31/2019	930200	015	A L ROSENBERGER	May 13,2019 SI Mtg	5/13/2019		9000140292
AP00047021	00636102	$23.20	Exp - May 14,2019 Bd Mtg	5/31/2019	930200	015	A L ROSENBERGER	May 14,2019 Bd Mtg	5/14/2019		9000140292
AP00047021	00636129	$375.00	Fee - May 13,2019 SI Mtg	5/31/2019	930200	015	A L ROSENBERGER	May 13,2019 SI Mtg	5/13/2019		9000140292
AP00047021	00636102	$375.00	Fee - May 14,2019 Bd Mtg	5/31/2019	930200	015	A L ROSENBERGER	May 14,2019 Bd Mtg	5/14/2019		9000140292
AP00047054	00636086	$1,200.00	Jun 2019 Retainer	6/1/2019	930200	015	A L ROSENBERGER	Jun 2019 Retainer	6/1/2019		9000140292
AP00047179	00639068	$23.20	Exp - Jun 10,2019 Bd Mtg	6/30/2019	930200	015	A L ROSENBERGER	Jun 10,2019 Bd Mtg	6/10/2019		9000141363
AP00047179	00639084	$23.20	Exp - Jun 11,2019 Annual Mtg	6/30/2019	930200	015	A L ROSENBERGER	Jun 11,2019 Annual Mtg	6/11/2019		9000141363
AP00047179	00639068	$375.00	Fee - Jun 10,2019 Bd Mtg	6/30/2019	930200	015	A L ROSENBERGER	Jun 10,2019 Bd Mtg	6/10/2019		9000141363
AP00047179	00639084	$375.00	Fee - Jun 11,2019 Annual Mtg	6/30/2019	930200	015	A L ROSENBERGER	Jun 11,2019 Annual Mtg	6/11/2019		9000141363
AP00047323	00639118	$1,200.00	Jul 2019 Retainer	7/1/2019	930200	015	A L ROSENBERGER	Jul 2019 Retainer	7/1/2019		9000141363
AP00047787	00642041	$15.08	Exp - Jul 8,2019 SI Mtg	7/31/2019	930200	015	A L ROSENBERGER	Jul 8,2019 SI Mtg	7/8/2019		9000142629
AP00047787	00642015	$22.04	Exp - Jul 9,2019 Bd Mtg	7/31/2019	930200	015	A L ROSENBERGER	Jul 9,2019 Bd Mtg	7/9/2019		9000142629
AP00047787	00642041	$375.00	Fee - Jul 8,2019 SI Mtg	7/31/2019	930200	015	A L ROSENBERGER	Jul 8,2019 SI Mtg	7/8/2019		9000142629
AP00047787	00642015	$400.00	Fee - Jul 9,2019 Bd Mtg	7/31/2019	930200	015	A L ROSENBERGER	Jul 9,2019 Bd Mtg	7/9/2019		9000142629
AP00048099	00641992	$1,200.00	Aug 2019 Retainer	8/1/2019	930200	015	A L ROSENBERGER	Aug 2019 Retainer	8/1/2019		9000142629
AP00048161	00644535	$15.08	Exp - Aug 12,2019 SI Mtg	8/31/2019	930200	015	A L ROSENBERGER	Aug 12,2019 SI Mtg	8/12/2019		9000143588
AP00048161	00644510	$22.04	Exp - Aug 13,2019 Bd Mtg	8/31/2019	930200	015	A L ROSENBERGER	Aug 13,2019 Bd Mtg	8/13/2019		9000143588
AP00048161	00644540	$30.16	Exp - Aug 5-6,2019 Strategic R	8/31/2019	930200	015	A L ROSENBERGER	Aug 5-6,2019 Strategic Retreat	8/6/2019		9000143588
AP00048161	00644535	$400.00	Fee - Aug 12,2019 SI Mtg	8/31/2019	930200	015	A L ROSENBERGER	Aug 12,2019 SI Mtg	8/12/2019		9000143588
AP00048161	00644510	$400.00	Fee - Aug 13,2019 Bd Mtg	8/31/2019	930200	015	A L ROSENBERGER	Aug 13,2019 Bd Mtg	8/13/2019		9000143588
AP00048161	00644540	$800.00	Fee - Aug 5-6,2019 Strategic R	8/31/2019	930200	015	A L ROSENBERGER	Aug 5-6,2019 Strategic Retreat	8/6/2019		9000143588
AP00048158	00644493	$1,200.00	Sep 2019 Retainer	9/1/2019	930200	015	A L ROSENBERGER	Sep 2019 Retainer	9/1/2019		9000143588
AP00048398	00647048	$22.04	Exp - Sep 10,2019 Bd Mtg	9/30/2019	930200	015	A L ROSENBERGER	Sep 10,2019 Bd Mtg	9/10/2019		9000144524
AP00048398	00647075	$139.20	Exp - Sep 9,2019 SI Mtg	9/30/2019	930200	015	A L ROSENBERGER	Sep 9,2019 SI Mtg	9/9/2019		9000144524
AP00048398	00647048	$400.00	Fee - Sep 10,2019 Bd Mtg	9/30/2019	930200	015	A L ROSENBERGER	Sep 10,2019 Bd Mtg	9/10/2019		9000144524
AP00048398	00647075	$400.00	Fee - Sep 9,2019 SI Mtg	9/30/2019	930200	015	A L ROSENBERGER	Sep 9,2019 SI Mtg	9/9/2019		9000144524
AP00048395	00647098	$1,200.00	Oct 2019 Retainer	10/1/2019	930200	015	A L ROSENBERGER	Oct 2019 Retainer	10/1/2019		9000144524
AP00048593	00650203	$139.20	Exp - Oct 14,2019 SI Mtg	10/31/2019	930200	015	A L ROSENBERGER	Oct 14,2019 SI Mtg	10/14/2019		9000145631
AP00048593	00650177	$22.04	Exp - Oct 15,2019 Bd Mtg	10/31/2019	930200	015	A L ROSENBERGER	Oct 15,2019 Bd Mtg	10/15/2019		9000145631
AP00048593	00650203	$400.00	Fee - Oct 14,2019 SI Mtg	10/31/2019	930200	015	A L ROSENBERGER	Oct 14,2019 SI Mtg	10/14/2019		9000145631
AP00048593	00650177	$400.00	Fee - Oct 15,2019 Bd Mtg	10/31/2019	930200	015	A L ROSENBERGER	Oct 15,2019 Bd Mtg	10/15/2019		9000145631
AP00048669	00650219	$1,200.00	Nov 2019 Retainer	11/1/2019	930200	015	A L ROSENBERGER	Nov 2019 Retainer	11/1/2019		9000145631
AP00048797	00653295	$139.20	Exp - Nov 11,2019 SI Mtg	11/30/2019	930200	015	A L ROSENBERGER	Nov 11,2019 SI Mtg	11/11/2019		9000146934
AP00048797	00653269	$22.04	Exp - Nov 12,2019 Bd Mtg	11/30/2019	930200	015	A L ROSENBERGER	Nov 12,2019 Bd Mtg	11/12/2019		9000146934
AP00048797	00653295	$400.00	Fee - Nov 11,2019 SI Mtg	11/30/2019	930200	015	A L ROSENBERGER	Nov 11,2019 SI Mtg	11/11/2019		9000146934
AP00048797	00653269	$400.00	Fee - Nov 12,2019 Bd Mtg	11/30/2019	930200	015	A L ROSENBERGER	Nov 12,2019 Bd Mtg	11/12/2019		9000146934
AP00048942	00653253	$1,200.00	Dec 2019 Retainer	12/1/2019	930200	015	A L ROSENBERGER	Dec 2019 Retainer	12/1/2019		9000146934
AP00049051	00656538	$22.04	Exp - Dec 10,2019 Bd Mtg	12/31/2019	930200	015	A L ROSENBERGER	Dec 10,2019 Bd Mtg	12/10/2019		9000148288
AP00049051	00656538	$400.00	Fee - Dec 10,2019 Bd Mtg	12/31/2019	930200	015	A L ROSENBERGER	Dec 10,2019 Bd Mtg	12/10/2019		9000148288
AP00049051	00656565	$150.00	Fee - Dec 9,2019 SI Mtg	12/31/2019	930200	015	A L ROSENBERGER	Dec 9,2019 SI Mtg	12/9/2019		9000148288
AP00047179	00639096	$102.08	Exp - Jun 11,2019 Annual Mtg	6/30/2019	930200	015	B LLY E MART N	Jun 11,2019 Annual Mtg	6/11/2019		9000141379
AP00047179	00639104	$102.08	Exp - Jun 12,2019 Dir Orientat	6/30/2019	930200	015	B LLY E MART N	Jun 12,2019 Dir Orientation	6/12/2019		9000141379
AP00047179	00639096	$375.00	Fee - Jun 11,2019 Annual Mtg	6/30/2019	930200	015	B LLY E MART N	Jun 11,2019 Annual Mtg	6/11/2019		9000141379
AP00047179	00639104	$375.00	Fee - Jun 12,2019 Dir Orientat	6/30/2019	930200	015	B LLY E MART N	Jun 12,2019 Dir Orientation	6/12/2019		9000141379
AP00047323	00639132	$1,200.00	Jul 2019 Retainer	7/1/2019	930200	015	B LLY E MART N	Jul 2019 Retainer	7/1/2019		9000141379

PSC DR1 Response 47b.xlsx

AP Vouchered Detail - Account 930, all applicable subaccounts

Please see Recap at the end of this AP Vouchered Detail for Schedule L2 classification totals.

Journal ID	Voucher	Amount	Description	Acctg Date	Account	Dept	Name	Invoice	Invoice Date	PO No.	Payment
AP00047787	00642054	$180.38	Exp - Jul 17,2019 Dir Orientat	7/31/2019	930200	015	B LLY E MART N	Jul 17,2019 Dir Orientation	7/17/2019		9000142643
AP00047787	00642034	$102.08	Exp - Jul 31,2019 GC Mtg	7/31/2019	930200	015	B LLY E MART N	Jul 31,2019 GC Mtg	7/31/2019		9000142643
AP00047787	00642029	$102.08	Exp - Jul 9,2019 Bd Mtg	7/31/2019	930200	015	B LLY E MART N	Jul 9,2019 Bd Mtg	7/9/2019		9000142643
AP00047787	00642054	$800.00	Fee - Jul 17,2019 Dir Orientat	7/31/2019	930200	015	B LLY E MART N	Jul 17,2019 Dir Orientation	7/17/2019		9000142643
AP00047787	00642034	$400.00	Fee - Jul 31,2019 GC Mtg	7/31/2019	930200	015	B LLY E MART N	Jul 31,2019 GC Mtg	7/31/2019		9000142643
AP00047787	00642029	$400.00	Fee - Jul 9,2019 Bd Mtg	7/31/2019	930200	015	B LLY E MART N	Jul 9,2019 Bd Mtg	7/9/2019		9000142643
AP00048099	00642006	$1,200.00	Aug 2019 Retainer	8/1/2019	930200	015	B LLY E MART N	Aug 2019 Retainer	8/1/2019		9000142643
AP00048161	00644523	$102.08	Exp - Aug 13,2019 Bd Mtg	8/31/2019	930200	015	B LLY E MART N	Aug 13,2019 Bd Mtg	8/13/2019		9000143602
AP00048161	00644528	$100.92	Exp - Aug 27,2019 GC Mtg	8/31/2019	930200	015	B LLY E MART N	Aug 27,2019 GC Mtg	8/27/2019		9000143602
AP00048161	00644553	$245.34	Exp - Aug 5-6,2019 Strategic R	8/31/2019	930200	015	B LLY E MART N	Aug 5-6,2019 Strategic Retreat	8/6/2019		9000143602
AP00048161	00644523	$400.00	Fee - Aug 13,2019 Bd Mtg	8/31/2019	930200	015	B LLY E MART N	Aug 13,2019 Bd Mtg	8/13/2019		9000143602
AP00048161	00644528	$400.00	Fee - Aug 27,2019 GC Mtg	8/31/2019	930200	015	B LLY E MART N	Aug 27,2019 GC Mtg	8/27/2019		9000143602
AP00048161	00644553	$800.00	Fee - Aug 5-6,2019 Strategic R	8/31/2019	930200	015	B LLY E MART N	Aug 5-6,2019 Strategic Retreat	8/6/2019		9000143602
AP00048158	00644507	$1,200.00	Sep 2019 Retainer	9/1/2019	930200	015	B LLY E MART N	Sep 2019 Retainer	9/1/2019		9000143602
AP00048398	00647061	$102.08	Exp - Sep 10,2019 Bd Mtg	9/30/2019	930200	015	B LLY E MART N	Sep 10,2019 Bd Mtg	9/10/2019		9000144539
AP00048398	00647061	$400.00	Fee - Sep 10,2019 Bd Mtg	9/30/2019	930200	015	B LLY E MART N	Sep 10,2019 Bd Mtg	9/10/2019		9000144539
AP00048395	00647112	$1,200.00	Oct 2019 Retainer	10/1/2019	930200	015	B LLY E MART N	Oct 2019 Retainer	10/1/2019		9000144539
AP00048593	00650191	$102.08	Exp - Oct 15,2019 Bd Mtg	10/31/2019	930200	015	B LLY E MART N	Oct 15,2019 Bd Mtg	10/15/2019		9000145645
AP00048593	00650191	$400.00	Fee - Oct 15,2019 Bd Mtg	10/31/2019	930200	015	B LLY E MART N	Oct 15,2019 Bd Mtg	10/15/2019		9000145645
AP00048669	00650233	$1,200.00	Nov 2019 Retainer	11/1/2019	930200	015	B LLY E MART N	Nov 2019 Retainer	11/1/2019		9000145645
AP00048797	00653282	$102.08	Exp - Nov 12,2019 Bd Mtg	11/30/2019	930200	015	B LLY E MART N	Nov 12,2019 Bd Mtg	11/12/2019		9000146949
AP00048797	00653287	$102.08	Exp - Nov 20,2019 GC Mtg	11/30/2019	930200	015	B LLY E MART N	Nov 20,2019 GC Mtg	11/20/2019		9000146949
AP00048797	00653282	$400.00	Fee - Nov 12,2019 Bd Mtg	11/30/2019	930200	015	B LLY E MART N	Nov 12,2019 Bd Mtg	11/12/2019		9000146949
AP00048797	00653287	$400.00	Fee - Nov 20,2019 GC Mtg	11/30/2019	930200	015	B LLY E MART N	Nov 20,2019 GC Mtg	11/20/2019		9000146949
AP00048942	00653267	$1,200.00	Dec 2019 Retainer	12/1/2019	930200	015	B LLY E MART N	Dec 2019 Retainer	12/1/2019		9000146949
AP00049051	00656552	$100.92	Exp - Dec 10,2019 Bd Mtg	12/31/2019	930200	015	B LLY E MART N	Dec 10,2019 Bd Mtg	12/10/2019		9000148303
AP00049051	00656552	$400.00	Fee - Dec 10,2019 Bd Mtg	12/31/2019	930200	015	B LLY E MART N	Dec 10,2019 Bd Mtg	12/10/2019		9000148303
AP00049051	00656557	$150.00	Fee - Dec 18,2019 GC Mtg	12/31/2019	930200	015	B LLY E MART N	Dec 18,2019 GC Mtg	12/18/2019		9000148303
AP00046165	00622720	$1,200.00	January 2019 Retainer	1/1/2019	930200	015	BORIS HAYNES	Jan 2019 Retainer	1/1/2019		9000134522
AP00046251	00625362	$394.51	Exp - Jan 23-24,2019 Ky CFC Wo	1/31/2019	930200	015	BORIS HAYNES	Jan 23-24,2019 Ky CFC Workshop	1/24/2019		9000135889
AP00046251	00625362	$750.00	Fee - Jan 23-24,2019 Ky CFC Wo	1/31/2019	930200	015	BORIS HAYNES	Jan 23-24,2019 Ky CFC Workshop	1/24/2019		9000135889
AP00046409	00625378	$1,200.00	February 2019 Retainer	2/1/2019	930200	015	BORIS HAYNES	Feb 2019 Retainer	2/1/2019		9000135889
AP00046456	00627914	$122.96	Exp - Feb 4,2019 SI Mtg	2/28/2019	930200	015	BORIS HAYNES	Feb 4,2019 SI Mtg	2/4/2019		9000136891
AP00046456	00627896	$40.60	Exp - Feb 5,2019 Bd Mtg	2/28/2019	930200	015	BORIS HAYNES	Feb 5,2019 Bd Mtg	2/5/2019		9000136891
AP00046456	00627914	$375.00	Fee - Feb 4,2019 SI Mtg	2/28/2019	930200	015	BORIS HAYNES	Feb 4,2019 SI Mtg	2/4/2019		9000136891
AP00046456	00627896	$375.00	Fee - Feb 5,2019 Bd Mtg	2/28/2019	930200	015	BORIS HAYNES	Feb 5,2019 Bd Mtg	2/5/2019		9000136891
AP00046531	00627951	$1,200.00	March 2019 Retainer	3/1/2019	930200	015	BORIS HAYNES	Mar 2019 Retainer	3/1/2019		9000136891
AP00046609	00630436	$122.96	Exp - Mar 4,2019 SI Mtg	3/31/2019	930200	015	BORIS HAYNES	Mar 4,2019 SI Mtg	3/4/2019		9000137950
AP00046609	00630419	$40.60	Exp - Mar 5,2019 Bd Mtg	3/31/2019	930200	015	BORIS HAYNES	Mar 5,2019 Bd Mtg	3/5/2019		9000137950
AP00046609	00630436	$375.00	Fee - Mar 4,2019 SI Mtg	3/31/2019	930200	015	BORIS HAYNES	Mar 4,2019 SI Mtg	3/4/2019		9000137950
AP00046609	00630419	$375.00	Fee - Mar 5,2019 Bd Mtg	3/31/2019	930200	015	BORIS HAYNES	Mar 5,2019 Bd Mtg	3/5/2019		9000137950
AP00046739	00630461	$1,200.00	April 2019 Retainer	4/1/2019	930200	015	BORIS HAYNES	Apr 2019 Retainer	4/1/2019		9000137950
AP00046829	00633617	$122.96	Exp - Apr 8,2019 SI Mtg	4/30/2019	930200	015	BORIS HAYNES	Apr 8,2019 SI Mtg	4/8/2019		9000139288
AP00046829	00633600	$122.96	Exp - Apr 9,2019 Bd Mtg	4/30/2019	930200	015	BORIS HAYNES	Apr 9,2019 Bd Mtg	4/9/2019		9000139288
AP00046829	00633617	$375.00	Fee - Apr 8,2019 SI Mtg	4/30/2019	930200	015	BORIS HAYNES	Apr 8,2019 SI Mtg	4/8/2019		9000139288
AP00046829	00633600	$375.00	Fee - Apr 9,2019 Bd Mtg	4/30/2019	930200	015	BORIS HAYNES	Apr 9,2019 Bd Mtg	4/9/2019		9000139288
AP00046923	00633633	$1,200.00	April 2019 Retainer	5/1/2019	930200	015	BORIS HAYNES	May 2019 Retainer	5/1/2019		9000139288
AP00047021	00636134	$122.96	Exp - May 13,2019 SI Mtg	5/31/2019	930200	015	BORIS HAYNES	May 13,2019 SI Mtg	5/13/2019		9000140306
AP00047021	00636115	$122.96	Exp - May 14,2019 Bd Mtg	5/31/2019	930200	015	BORIS HAYNES	May 14,2019 Bd Mtg	5/14/2019		9000140306
AP00047021	00636153	$950.42	Exp - May 29-31,2019 ACES Conf	5/31/2019	930200	015	BORIS HAYNES	May 29-31,2019 ACES Conf	5/31/2019		9000140306
AP00047021	00636134	$375.00	Fee - May 13,2019 SI Mtg	5/31/2019	930200	015	BORIS HAYNES	May 13,2019 SI Mtg	5/13/2019		9000140306
AP00047021	00636115	$375.00	Fee - May 14,2019 Bd Mtg	5/31/2019	930200	015	BORIS HAYNES	May 14,2019 Bd Mtg	5/14/2019		9000140306
AP00047021	00636153	$1,125.00	Fee - May 29-31,2019 ACES Conf	5/31/2019	930200	015	BORIS HAYNES	May 29-31,2019 ACES Conf	5/31/2019		9000140306
AP00047054	00636099	$1,200.00	Jun 2019 Retainer	6/1/2019	930200	015	BORIS HAYNES	Jun 2019 Retainer	6/1/2019		9000140306
AP00047179	00639081	$40.60	Exp - Jun 10,2019 Bd Mtg	6/30/2019	930200	015	BORIS HAYNES	Jun 10,2019 Bd Mtg	6/10/2019		9000141376
AP00047179	00639094	$40.60	Exp - Jun 11,2019 Annual Mtg	6/30/2019	930200	015	BORIS HAYNES	Jun 11,2019 Annual Mtg	6/11/2019		9000141376
AP00047179	00639081	$375.00	Fee - Jun 10,2019 Bd Mtg	6/30/2019	930200	015	BORIS HAYNES	Jun 10,2019 Bd Mtg	6/10/2019		9000141376
AP00047179	00639094	$375.00	Fee - Jun 11,2019 Annual Mtg	6/30/2019	930200	015	BORIS HAYNES	Jun 11,2019 Annual Mtg	6/11/2019		9000141376
AP00047323	00639129	$1,200.00	Jul 2019 Retainer	7/1/2019	930200	015	BORIS HAYNES	Jul 2019 Retainer	7/1/2019		9000141376
AP00047787	00642050	$122.96	Exp - Jul 29,2019 Bid Opening	7/31/2019	930200	015	BORIS HAYNES	Jul 29,2019 Bid Opening	7/29/2019		9000142640
AP00047787	00642045	$122.96	Exp - Jul 8,2019 SI Mtg	7/31/2019	930200	015	BORIS HAYNES	Jul 8,2019 SI Mtg	7/8/2019		9000142640
AP00047787	00642026	$40.60	Exp - Jul 9,2019 Bd Mtg	7/31/2019	930200	015	BORIS HAYNES	Jul 9,2019 Bd Mtg	7/9/2019		9000142640

PSC DR1 Response 47b.xlsx

AP Vouchered Detail - Account 930, all applicable subaccounts

Please see Recap at the end of this AP Vouchered Detail for Schedule L2 classification totals.

Journal ID	Voucher	Amount	Description	Acctg Date	Account	Dept	Name	Invoice	Invoice Date	PO No.	Payment
AP00047787	00642050	$400.00	Fee - Jul 29,2019 Bid Opening	7/31/2019	930200	015	BORIS HAYNES	Jul 29,2019 Bid Opening	7/29/2019		9000142640
AP00047787	00642045	$375.00	Fee - Jul 8,2019 SI Mtg	7/31/2019	930200	015	BORIS HAYNES	Jul 8,2019 SI Mtg	7/8/2019		9000142640
AP00047787	00642026	$400.00	Fee - Jul 9,2019 Bd Mtg	7/31/2019	930200	015	BORIS HAYNES	Jul 9,2019 Bd Mtg	7/9/2019		9000142640
AP00048099	00642003	$1,200.00	Aug 2019 Retainer	8/1/2019	930200	015	BORIS HAYNES	Aug 2019 Retainer	8/1/2019		9000142640
AP00048161	00644538	$122.96	Exp - Aug 12,2019 SI Mtg	8/31/2019	930200	015	BORIS HAYNES	Aug 12,2019 SI Mtg	8/12/2019		9000143599
AP00048161	00644520	$122.96	Exp - Aug 13,2019 Bd Mtg	8/31/2019	930200	015	BORIS HAYNES	Aug 13,2019 Bd Mtg	8/13/2019		9000143599
AP00048161	00644550	$133.40	Exp - Aug 5-6,2019 Strategic	8/31/2019	930200	015	BORIS HAYNES	Aug 5-6,2019 Strategic Retreat	8/6/2019		9000143599
AP00048161	00644538	$400.00	Fee - Aug 12,2019 SI Mtg	8/31/2019	930200	015	BORIS HAYNES	Aug 12,2019 SI Mtg	8/12/2019		9000143599
AP00048161	00644520	$400.00	Fee - Aug 13,2019 Bd Mtg	8/31/2019	930200	015	BORIS HAYNES	Aug 13,2019 Bd Mtg	8/13/2019		9000143599
AP00048161	00644550	$800.00	Fee - Aug 5-6,2019 Strategic	8/31/2019	930200	015	BORIS HAYNES	Aug 5-6,2019 Strategic Retreat	8/6/2019		9000143599
AP00048158	00644504	$1,200.00	Sep 2019 Retainer	9/1/2019	930200	015	BORIS HAYNES	Sep 2019 Retainer	9/1/2019		9000143599
AP00048398	00647058	$40.60	Exp - Sep 10,2019 Bd Mtg	9/30/2019	930200	015	BORIS HAYNES	Sep 10,2019 Bd Mtg	9/10/2019		9000144536
AP00048398	00647090	$687.64	Exp - Sep 15-17,2019 ACES Risk	9/30/2019	930200	015	BORIS HAYNES	Sep 15-17,2019 ACES Risk Forum	9/17/2019		9000144536
AP00048398	00647079	$122.96	Exp - Sep 9,2019 SI Mtg	9/30/2019	930200	015	BORIS HAYNES	Sep 9,2019 SI Mtg	9/9/2019		9000144536
AP00048398	00647058	$400.00	Fee - Sep 10,2019 Bd Mtg	9/30/2019	930200	015	BORIS HAYNES	Sep 10,2019 Bd Mtg	9/10/2019		9000144536
AP00048398	00647090	$1,200.00	Fee - Sep 15-17,2019 ACES Risk	9/30/2019	930200	015	BORIS HAYNES	Sep 15-17,2019 ACES Risk Forum	9/17/2019		9000144536
AP00048398	00647079	$400.00	Fee - Sep 9,2019 SI Mtg	9/30/2019	930200	015	BORIS HAYNES	Sep 9,2019 SI Mtg	9/9/2019		9000144536
AP00048395	00647109	$1,200.00	Oct 2019 Retainer	10/1/2019	930200	015	BORIS HAYNES	Oct 2019 Retainer	10/1/2019		9000144536
AP00048593	00650207	$122.96	Exp - Oct 14,2019 SI Mtg	10/31/2019	930200	015	BORIS HAYNES	Oct 14,2019 SI Mtg	10/14/2019		9000145642
AP00048593	00650188	$40.60	Exp - Oct 15,2019 Bd Mtg	10/31/2019	930200	015	BORIS HAYNES	Oct 15,2019 Bd Mtg	10/15/2019		9000145642
AP00048593	00650214	$128.76	Exp - Oct 3-4,2019 Mine Tour	10/31/2019	930200	015	BORIS HAYNES	Oct 3-4,2019 Mine Tour	10/4/2019		9000145642
AP00048593	00650207	$400.00	Fee - Oct 14,2019 SI Mtg	10/31/2019	930200	015	BORIS HAYNES	Oct 14,2019 SI Mtg	10/14/2019		9000145642
AP00048593	00650188	$400.00	Fee - Oct 15,2019 Bd Mtg	10/31/2019	930200	015	BORIS HAYNES	Oct 15,2019 Bd Mtg	10/15/2019		9000145642
AP00048593	00650214	$800.00	Fee - Oct 3-4,2019 Mine Tour	10/31/2019	930200	015	BORIS HAYNES	Oct 3-4,2019 Mine Tour	10/4/2019		9000145642
AP00048669	00650230	$1,200.00	Nov 2019 Retainer	11/1/2019	930200	015	BORIS HAYNES	Nov 2019 Retainer	11/1/2019		9000145642
AP00048797	00653299	$122.96	Exp - Nov 11,2019 SI Mtg	11/30/2019	930200	015	BORIS HAYNES	Nov 11,2019 SI Mtg	11/11/2019		9000146946
AP00048797	00653279	$122.96	Exp - Nov 12,2019 Bd Mtg	11/30/2019	930200	015	BORIS HAYNES	Nov 12,2019 Bd Mtg	11/12/2019		9000146946
AP00048797	00653299	$400.00	Fee - Nov 11,2019 SI Mtg	11/30/2019	930200	015	BORIS HAYNES	Nov 11,2019 SI Mtg	11/11/2019		9000146946
AP00048797	00653279	$400.00	Fee - Nov 12,2019 Bd Mtg	11/30/2019	930200	015	BORIS HAYNES	Nov 12,2019 Bd Mtg	11/12/2019		9000146946
AP00048942	00653264	$1,200.00	Dec 2019 Retainer	12/1/2019	930200	015	BORIS HAYNES	Dec 2019 Retainer	12/1/2019		9000146946
AP00049051	00656549	$40.60	Exp - Dec 10,2019 Bd Mtg	12/31/2019	930200	015	BORIS HAYNES	Dec 10,2019 Bd Mtg	12/10/2019		9000148300
AP00049051	00656549	$400.00	Fee - Dec 10,2019 Bd Mtg	12/31/2019	930200	015	BORIS HAYNES	Dec 10,2019 Bd Mtg	12/10/2019		9000148300
AP00049051	00656569	$150.00	Fee - Dec 9,2019 SI Mtg	12/31/2019	930200	015	BORIS HAYNES	Dec 9,2019 SI Mtg	12/9/2019		9000148300
AP00048987	00654741	$126.52	Rm Chg - Haynes,Boris	12/25/2019	930200	015	HOMEWOOD SUITES LLC	35471	10/5/2019		9000147663
AP00046165	00622716	$1,550.00	January 2019 Retainer	1/1/2019	930200	015	CHARLES ALAN AHRMAN	Jan 2019 Retainer	1/1/2019		9000134517
AP00046251	00625359	$328.97	Exp - Jan 23-24,2019 Ky CFC Wo	1/31/2019	930200	015	CHARLES ALAN AHRMAN	Jan 23-24,2019 Ky CFC Workshop	1/24/2019		9000135885
AP00046251	00625359	$750.00	Fee - Jan 23-24,2019 Ky CFC Wo	1/31/2019	930200	015	CHARLES ALAN AHRMAN	Jan 23-24,2019 Ky CFC Workshop	1/24/2019		9000135885
AP00046409	00625374	$1,550.00	February 2019 Retainer	2/1/2019	930200	015	CHARLES ALAN AHRMAN	Feb 2019 Retainer	2/1/2019		9000135885
AP00046456	00627924	$34.80	Exp - Feb 10-12,2019 NRECA Dir	2/28/2019	930200	015	CHARLES ALAN AHRMAN	Feb 9-12,2019 NRECA Dir Conf	2/12/2019		9000136886
AP00046456	00627927	$131.06	Exp - Feb 13,2019 KAEC Gov Mtg	2/28/2019	930200	015	CHARLES ALAN AHRMAN	Feb 13,2019 KAEC Gov Mtg	2/13/2019		9000136886
AP00046456	00627901	$76.56	Exp - Feb 20,2019 GC Mtg	2/28/2019	930200	015	CHARLES ALAN AHRMAN	Feb 20,2019 GC Mtg	2/20/2019		9000136886
AP00046456	00627892	$78.30	Exp - Feb 5,2019 Bd Mtg	2/28/2019	930200	015	CHARLES ALAN AHRMAN	Feb 5,2019 Bd Mtg	2/5/2019		9000136886
AP00046456	00627924	$1,125.00	Fee - Feb 10-12,2019 NRECA Dir	2/28/2019	930200	015	CHARLES ALAN AHRMAN	Feb 9-12,2019 NRECA Dir Conf	2/12/2019		9000136886
AP00046456	00627927	$375.00	Fee - Feb 13,2019 KAEC Gov Mtg	2/28/2019	930200	015	CHARLES ALAN AHRMAN	Feb 13,2019 KAEC Gov Mtg	2/13/2019		9000136886
AP00046456	00627901	$375.00	Fee - Feb 20,2019 GC Mtg	2/28/2019	930200	015	CHARLES ALAN AHRMAN	Feb 20,2019 GC Mtg	2/20/2019		9000136886
AP00046456	00627892	$375.00	Fee - Feb 5,2019 Bd Mtg	2/28/2019	930200	015	CHARLES ALAN AHRMAN	Feb 5,2019 Bd Mtg	2/5/2019		9000136886
AP00046456	00627927	($250.00)	Fee - KAEC Paid	2/28/2019	930200	015	CHARLES ALAN AHRMAN	Feb 13,2019 KAEC Gov Mtg	2/13/2019		9000136886
AP00046531	00627947	$1,550.00	March 2019 Retainer	3/1/2019	930200	015	CHARLES ALAN AHRMAN	Mar 2019 Retainer	3/1/2019		9000136886
AP00046609	00630445	$262.84	Exp - Mar 19,2019 KAEC Mtg	3/31/2019	930200	015	CHARLES ALAN AHRMAN	Mar 19,2019 KAEC Mtg	3/19/2019		9000137946
AP00046609	00630424	$76.56	Exp - Mar 29,2019 GC Mtg	3/31/2019	930200	015	CHARLES ALAN AHRMAN	Mar 29,2019 GC Mtg	3/29/2019		9000137946
AP00046609	00630415	$76.56	Exp - Mar 5,2019 Bd Mtg	3/31/2019	930200	015	CHARLES ALAN AHRMAN	Mar 5,2019 Bd Mtg	3/5/2019		9000137946
AP00046609	00630445	($250.00)	Fee - KAEC Paid	3/31/2019	930200	015	CHARLES ALAN AHRMAN	Mar 19,2019 KAEC Mtg	3/19/2019		9000137946
AP00046609	00630445	$375.00	Fee - Mar 19,2019 KAEC Mtg	3/31/2019	930200	015	CHARLES ALAN AHRMAN	Mar 19,2019 KAEC Mtg	3/19/2019		9000137946
AP00046609	00630424	$375.00	Fee - Mar 29,2019 GC Mtg	3/31/2019	930200	015	CHARLES ALAN AHRMAN	Mar 29,2019 GC Mtg	3/29/2019		9000137946
AP00046609	00630415	$375.00	Fee - Mar 5,2019 Bd Mtg	3/31/2019	930200	015	CHARLES ALAN AHRMAN	Mar 5,2019 Bd Mtg	3/5/2019		9000137946
AP00046739	00630457	$1,550.00	April 2019 Retainer	4/1/2019	930200	015	CHARLES ALAN AHRMAN	Apr 2019 Retainer	4/1/2019		9000137946
AP00046829	00633605	$76.56	Exp - Apr 19,2019 GC Mtg	4/30/2019	930200	015	CHARLES ALAN AHRMAN	Apr 19,2019 GC Mtg	4/19/2019		9000139284
AP00046829	00633618	$80.04	Exp - Apr 25,2019 KAEC Mtg	4/30/2019	930200	015	CHARLES ALAN AHRMAN	Apr 25,2019 KAEC Mtg	4/25/2019		9000139284
AP00046829	00633596	$76.56	Exp - Apr 9,2019 Bd Mtg	4/30/2019	930200	015	CHARLES ALAN AHRMAN	Apr 9,2019 Bd Mtg	4/9/2019		9000139284
AP00046829	00633605	$375.00	Fee - Apr 19,2019 GC Mtg	4/30/2019	930200	015	CHARLES ALAN AHRMAN	Apr 19,2019 GC Mtg	4/19/2019		9000139284
AP00046829	00633618	$375.00	Fee - Apr 25,2019 KAEC Mtg	4/30/2019	930200	015	CHARLES ALAN AHRMAN	Apr 25,2019 KAEC Mtg	4/25/2019		9000139284
AP00046829	00633596	$375.00	Fee - Apr 9,2019 Bd Mtg	4/30/2019	930200	015	CHARLES ALAN AHRMAN	Apr 9,2019 Bd Mtg	4/9/2019		9000139284

PSC DR1 Response 47b.xlsx

AP Vouchered Detail - Account 930, all applicable subaccounts

Please see Recap at the end of this AP Vouchered Detail for Schedule L2 classification totals.

Journal ID	Voucher	Amount	Description	Acctg Date	Account	Dept	Name	Invoice	Invoice Date	PO No.	Payment
AP00046829	00633618	($250.00)	Fee - KAEC Paid	4/30/2019	930200	015	CHARLES ALAN AHRMAN	Apr 25,2019 KAEC Mtg	4/25/2019		9000139284
AP00046923	00633629	$1,550.00	April 2019 Retainer	5/1/2019	930200	015	CHARLES ALAN AHRMAN	May 2019 Retainer	5/1/2019		9000139284
AP00047021	00636156	$34.80	Exp - Apr 28-May 1,2019 Legisl	5/31/2019	930200	015	CHARLES ALAN AHRMAN	Apr 28-May 1,2019 Legislative	5/1/2019		9000140301
AP00047021	00636111	$76.56	Exp - May 14,2019 Bd Mtg	5/31/2019	930200	015	CHARLES ALAN AHRMAN	May 14,2019 Bd Mtg	5/14/2019		9000140301
AP00047021	00636159	$265.74	Exp - May 21,2019 KAEC Mtg	5/31/2019	930200	015	CHARLES ALAN AHRMAN	May 21,2019 KAEC Mtg	5/21/2019		9000140301
AP00047021	00636120	$76.56	Exp - May 24,2019 GC Mtg	5/31/2019	930200	015	CHARLES ALAN AHRMAN	May 24,2019 GC Mtg	5/24/2019		9000140301
AP00047021	00636150	$30.74	Exp - May 29-31,2019 ACES Conf	5/31/2019	930200	015	CHARLES ALAN AHRMAN	May 29-31,2019 ACES Conf	5/31/2019		9000140301
AP00047021	00636142	$76.56	Exp - May 7,2019 EC Mtg	5/31/2019	930200	015	CHARLES ALAN AHRMAN	May 7,2019 EC Mtg	5/7/2019		9000140301
AP00047021	00636160	$121.80	Exp - May 9,2019 Grayson Annua	5/31/2019	930200	015	CHARLES ALAN AHRMAN	May 9,2019 Grayson Annual Mtg	5/9/2019		9000140301
AP00047021	00636156	$1,500.00	Fee - Apr 28-May 1,2019 Legisl	5/31/2019	930200	015	CHARLES ALAN AHRMAN	Apr 28-May 1,2019 Legislative	5/1/2019		9000140301
AP00047021	00636159	($250.00)	Fee - KAEC Paid	5/31/2019	930200	015	CHARLES ALAN AHRMAN	May 21,2019 KAEC Mtg	5/21/2019		9000140301
AP00047021	00636111	$375.00	Fee - May 14,2019 Bd Mtg	5/31/2019	930200	015	CHARLES ALAN AHRMAN	May 14,2019 Bd Mtg	5/14/2019		9000140301
AP00047021	00636159	$375.00	Fee - May 21,2019 KAEC Mtg	5/31/2019	930200	015	CHARLES ALAN AHRMAN	May 21,2019 KAEC Mtg	5/21/2019		9000140301
AP00047021	00636120	$375.00	Fee - May 24,2019 GC Mtg	5/31/2019	930200	015	CHARLES ALAN AHRMAN	May 24,2019 GC Mtg	5/24/2019		9000140301
AP00047021	00636150	$1,125.00	Fee - May 29-31,2019 ACES Conf	5/31/2019	930200	015	CHARLES ALAN AHRMAN	May 29-31,2019 ACES Conf	5/31/2019		9000140301
AP00047021	00636142	$375.00	Fee - May 7,2019 EC Mtg	5/31/2019	930200	015	CHARLES ALAN AHRMAN	May 7,2019 EC Mtg	5/7/2019		9000140301
AP00047021	00636160	$375.00	Fee - May 9,2019 Grayson Annua	5/31/2019	930200	015	CHARLES ALAN AHRMAN	May 9,2019 Grayson Annual Mtg	5/9/2019		9000140301
AP00047054	00636095	$1,550.00	Jun 2019 Retainer	6/1/2019	930200	015	CHARLES ALAN AHRMAN	Jun 2019 Retainer	6/1/2019		9000140301
AP00047179	00639077	$76.56	Exp - Jun 10,2019 Bd Mtg	6/30/2019	930200	015	CHARLES ALAN AHRMAN	Jun 10,2019 Bd Mtg	6/10/2019		9000141372
AP00047179	00639091	$76.56	Exp - Jun 11,2019 Annual Mtg	6/30/2019	930200	015	CHARLES ALAN AHRMAN	Jun 11,2019 Annual Mtg	6/11/2019		9000141372
AP00047179	00639100	$76.56	Exp - Jun 19,2019 EC Mtg	6/30/2019	930200	015	CHARLES ALAN AHRMAN	Jun 19,2019 EC Mtg	6/19/2019		9000141372
AP00047179	00639106	$112.52	Exp - Jun 21,2019 Clark Annual	6/30/2019	930200	015	CHARLES ALAN AHRMAN	Jun 21,2019 Clark Annual Mtg	6/21/2019		9000141372
AP00047179	00639077	$375.00	Fee - Jun 10,2019 Bd Mtg	6/30/2019	930200	015	CHARLES ALAN AHRMAN	Jun 10,2019 Bd Mtg	6/10/2019		9000141372
AP00047179	00639091	$375.00	Fee - Jun 11,2019 Annual Mtg	6/30/2019	930200	015	CHARLES ALAN AHRMAN	Jun 11,2019 Annual Mtg	6/11/2019		9000141372
AP00047179	00639100	$375.00	Fee - Jun 19,2019 EC Mtg	6/30/2019	930200	015	CHARLES ALAN AHRMAN	Jun 19,2019 EC Mtg	6/19/2019		9000141372
AP00047179	00639106	$375.00	Fee - Jun 21,2019 Clark Annual	6/30/2019	930200	015	CHARLES ALAN AHRMAN	Jun 21,2019 Clark Annual Mtg	6/21/2019		9000141372
AP00047323	00639126	$1,550.00	Jul 2019 Retainer	7/1/2019	930200	015	CHARLES ALAN AHRMAN	Jul 2019 Retainer	7/1/2019		9000141372
AP00047787	00642047	$271.54	Exp - Jul 16,2019 KAEC Mtg	7/31/2019	930200	015	CHARLES ALAN AHRMAN	Jul 16,2019 KAEC Mtg	7/16/2019		9000142637
AP00047787	00642032	$76.56	Exp - Jul 31,2019 GC Mtg	7/31/2019	930200	015	CHARLES ALAN AHRMAN	Jul 31,2019 GC Mtg	7/31/2019		9000142637
AP00047787	00642048	$114.84	Exp - Jul 8,2019 KAEC Mtg	7/31/2019	930200	015	CHARLES ALAN AHRMAN	Jul 8,2019 KAEC Mtg	7/8/2019		9000142637
AP00047787	00642023	$76.56	Exp - Jul 9,2019 Bd Mtg	7/31/2019	930200	015	CHARLES ALAN AHRMAN	Jul 9,2019 Bd Mtg	7/9/2019		9000142637
AP00047787	00642012	$34.80	Exp - Jun 30-Jul 3,2019 CFC Fo	7/31/2019	930200	015	CHARLES ALAN AHRMAN	Jun 30-Jul 3,2019 CFC Forum	7/3/2019		9000142637
AP00047787	00642047	$400.00	Fee - Jul 16,2019 KAEC Mtg	7/31/2019	930200	015	CHARLES ALAN AHRMAN	Jul 16,2019 KAEC Mtg	7/16/2019		9000142637
AP00047787	00642032	$400.00	Fee - Jul 31,2019 GC Mtg	7/31/2019	930200	015	CHARLES ALAN AHRMAN	Jul 31,2019 GC Mtg	7/31/2019		9000142637
AP00047787	00642048	$375.00	Fee - Jul 8,2019 KAEC Mtg	7/31/2019	930200	015	CHARLES ALAN AHRMAN	Jul 8,2019 KAEC Mtg	7/8/2019		9000142637
AP00047787	00642023	$400.00	Fee - Jul 9,2019 Bd Mtg	7/31/2019	930200	015	CHARLES ALAN AHRMAN	Jul 9,2019 Bd Mtg	7/9/2019		9000142637
AP00047787	00642012	$1,500.00	Fee - Jun 30-Jul 3,2019 CFC Fo	7/31/2019	930200	015	CHARLES ALAN AHRMAN	Jun 30-Jul 3,2019 CFC Forum	7/3/2019		9000142637
AP00047787	00642047	($250.00)	Fee - KAEC Paid	7/31/2019	930200	015	CHARLES ALAN AHRMAN	Jul 16,2019 KAEC Mtg	7/16/2019		9000142637
AP00047787	00642048	($250.00)	Fee - KAEC Paid	7/31/2019	930200	015	CHARLES ALAN AHRMAN	Jul 8,2019 KAEC Mtg	7/8/2019		9000142637
AP00048099	00642000	$1,550.00	Aug 2019 Retainer	8/1/2019	930200	015	CHARLES ALAN AHRMAN	Aug 2019 Retainer	8/1/2019		9000142637
AP00048161	00644518	$76.56	Exp - Aug 13,2019 Bd Mtg	8/31/2019	930200	015	CHARLES ALAN AHRMAN	Aug 13,2019 Bd Mtg	8/13/2019		9000143596
AP00048161	00644526	$76.56	Exp - Aug 27,2019 GC Mtg	8/31/2019	930200	015	CHARLES ALAN AHRMAN	Aug 27,2019 GC Mtg	8/27/2019		9000143596
AP00048161	00644547	$81.20	Exp - Aug 5-6,2019 Strategic R	8/31/2019	930200	015	CHARLES ALAN AHRMAN	Aug 5-6,2019 Strategic Retreat	8/6/2019		9000143596
AP00048161	00644518	$400.00	Fee - Aug 13,2019 Bd Mtg	8/31/2019	930200	015	CHARLES ALAN AHRMAN	Aug 13,2019 Bd Mtg	8/13/2019		9000143596
AP00048161	00644526	$400.00	Fee - Aug 27,2019 GC Mtg	8/31/2019	930200	015	CHARLES ALAN AHRMAN	Aug 27,2019 GC Mtg	8/27/2019		9000143596
AP00048161	00644547	$800.00	Fee - Aug 5-6,2019 Strategic R	8/31/2019	930200	015	CHARLES ALAN AHRMAN	Aug 5-6,2019 Strategic Retreat	8/6/2019		9000143596
AP00048158	00644501	$1,550.00	Sep 2019 Retainer	9/1/2019	930200	015	CHARLES ALAN AHRMAN	Sep 2019 Retainer	9/1/2019		9000143596
AP00048398	00647055	$76.56	Exp - Sep 10,2019 Bd Mtg	9/30/2019	930200	015	CHARLES ALAN AHRMAN	Sep 10,2019 Bd Mtg	9/10/2019		9000144532
AP00048398	00647096	$259.95	Exp - Sep 17,2019 KAEC Mtg	9/30/2019	930200	015	CHARLES ALAN AHRMAN	Sep 17,2019 KAEC Mtg	9/17/2019		9000144532
AP00048398	00647064	$76.56	Exp - Sep 20,2019 GC Mtg	9/30/2019	930200	015	CHARLES ALAN AHRMAN	Sep 20,2019 GC Mtg	9/20/2019		9000144532
AP00048398	00647095	$110.20	Exp - Sep 4,2019 KAEC Gov Mtg	9/30/2019	930200	015	CHARLES ALAN AHRMAN	Sep 4,2019 KAEC Gov Mtg	9/4/2019		9000144532
AP00048398	00647095	($250.00)	Fee - KAEC Paid	9/30/2019	930200	015	CHARLES ALAN AHRMAN	Sep 4,2019 KAEC Gov Mtg	9/4/2019		9000144532
AP00048398	00647096	($250.00)	Fee - KAEC Paid	9/30/2019	930200	015	CHARLES ALAN AHRMAN	Sep 17,2019 KAEC Mtg	9/17/2019		9000144532
AP00048398	00647055	$400.00	Fee - Sep 10,2019 Bd Mtg	9/30/2019	930200	015	CHARLES ALAN AHRMAN	Sep 10,2019 Bd Mtg	9/10/2019		9000144532
AP00048398	00647096	$400.00	Fee - Sep 17,2019 KAEC Mtg	9/30/2019	930200	015	CHARLES ALAN AHRMAN	Sep 17,2019 KAEC Mtg	9/17/2019		9000144532
AP00048398	00647064	$400.00	Fee - Sep 20,2019 GC Mtg	9/30/2019	930200	015	CHARLES ALAN AHRMAN	Sep 20,2019 GC Mtg	9/20/2019		9000144532
AP00048398	00647095	$400.00	Fee - Sep 4,2019 KAEC Gov Mtg	9/30/2019	930200	015	CHARLES ALAN AHRMAN	Sep 4,2019 KAEC Gov Mtg	9/4/2019		9000144532
AP00048395	00647106	$1,550.00	Oct 2019 Retainer	10/1/2019	930200	015	CHARLES ALAN AHRMAN	Oct 2019 Retainer	10/1/2019		9000144532
AP00048593	00650185	$76.56	Exp - Oct 15,2019 Bd Mtg	10/31/2019	930200	015	CHARLES ALAN AHRMAN	Oct 15,2019 Bd Mtg	10/15/2019		9000145639
AP00048593	00650217	$113.10	Exp - Oct 17,2019 KAEC Gov Mtg	10/31/2019	930200	015	CHARLES ALAN AHRMAN	Oct 17,2019 KAEC Gov Mtg	10/17/2019		9000145639
AP00048593	00650212	$76.56	Exp - Oct 3-4,2019 Mine Tour	10/31/2019	930200	015	CHARLES ALAN AHRMAN	Oct 3-4,2019 Mine Tour	10/4/2019		9000145639
AP00048593	00650217	($250.00)	Fee - KAEC Paid	10/31/2019	930200	015	CHARLES ALAN AHRMAN	Oct 17,2019 KAEC Gov Mtg	10/17/2019		9000145639

PSC DR1 Response 47b.xlsx

AP Vouchered Detail - Account 930, all applicable subaccounts

Please see Recap at the end of this AP Vouchered Detail for Schedule L2 classification totals.

Journal ID	Voucher	Amount	Description	Acctg Date	Account	Dept	Name	Invoice	Invoice Date	PO No.	Payment
AP00048593	00650185	$400.00	Fee - Oct 15,2019 Bd Mtg	10/31/2019	930200	015	CHARLES ALAN AHRMAN	Oct 15,2019 Bd Mtg	10/15/2019		9000145639
AP00048593	00650217	$400.00	Fee - Oct 17,2019 KAEC Gov Mtg	10/31/2019	930200	015	CHARLES ALAN AHRMAN	Oct 17,2019 KAEC Gov Mtg	10/17/2019		9000145639
AP00048593	00650195	$150.00	Fee - Oct 29,2019 GC Mtg	10/31/2019	930200	015	CHARLES ALAN AHRMAN	Oct 29,2019 GC Mtg	10/29/2019		9000145639
AP00048593	00650212	$800.00	Fee - Oct 3-4,2019 Mine Tour	10/31/2019	930200	015	CHARLES ALAN AHRMAN	Oct 3-4,2019 Mine Tour	10/4/2019		9000145639
AP00048669	00650227	$1,550.00	Nov 2019 Retainer	11/1/2019	930200	015	CHARLES ALAN AHRMAN	Nov 2019 Retainer	11/1/2019		9000145639
AP00048797	00653276	$76.56	Exp - Nov 12,2019 Bd Mtg	11/30/2019	930200	015	CHARLES ALAN AHRMAN	Nov 12,2019 Bd Mtg	11/12/2019		9000146942
AP00048797	00653276	$400.00	Fee - Nov 12,2019 Bd Mtg	11/30/2019	930200	015	CHARLES ALAN AHRMAN	Nov 12,2019 Bd Mtg	11/12/2019		9000146942
AP00048797	00653285	$400.00	Fee - Nov 20,2019 GC Mtg	11/30/2019	930200	015	CHARLES ALAN AHRMAN	Nov 20,2019 GC Mtg	11/20/2019		9000146942
AP00048942	00653261	$1,550.00	Dec 2019 Retainer	12/1/2019	930200	015	CHARLES ALAN AHRMAN	Dec 2019 Retainer	12/1/2019		9000146942
AP00049051	00656546	$76.56	Exp - Dec 10,2019 Bd Mtg	12/31/2019	930200	015	CHARLES ALAN AHRMAN	Dec 10,2019 Bd Mtg	12/10/2019		9000148296
AP00049051	00656570	$113.68	Exp - Dec 3,2019 KAEC Mtg	12/31/2019	930200	015	CHARLES ALAN AHRMAN	Dec 3,2019 KAEC Mtg	12/3/2019		9000148296
AP00048968	00655115	$76.56	Exp - Nov 20,2019 GC Mtg	12/31/2019	930200	015	CHARLES ALAN AHRMAN	JV653285	11/20/2019		
AP00049051	00656546	$400.00	Fee - Dec 10,2019 Bd Mtg	12/31/2019	930200	015	CHARLES ALAN AHRMAN	Dec 10,2019 Bd Mtg	12/10/2019		9000148296
AP00049051	00656555	$150.00	Fee - Dec 18,2019 GC Mtg	12/31/2019	930200	015	CHARLES ALAN AHRMAN	Dec 18,2019 GC Mtg	12/18/2019		9000148296
AP00049051	00656570	$400.00	Fee - Dec 3,2019 KAEC Mtg	12/31/2019	930200	015	CHARLES ALAN AHRMAN	Dec 3,2019 KAEC Mtg	12/3/2019		9000148296
AP00049051	00656570	($250.00)	Fee - KAEC Paid	12/31/2019	930200	015	CHARLES ALAN AHRMAN	Dec 3,2019 KAEC Mtg	12/3/2019		9000148296
AP00047163	00638142	$465.66	ACES Expenses - Alan Ahrman	6/26/2019	930200	015	OWEN ELECTRIC COOP NC	100A	5/31/2019		9000141223
AP00047163	00638142	$0.00	ACES Expenses - Alan Ahrman	6/26/2019	930200	015	OWEN ELECTRIC COOP NC	100A	5/31/2019		9000140936
AP00047163	00638141	$1,620.31	NRECA Expenses - Alan Ahrman	6/26/2019	930200	015	OWEN ELECTRIC COOP NC	100	5/21/2019		9000140935
AP00048126	00643130	$1,216.77	Exp - CFC Workshop	8/21/2019	930200	015	OWEN ELECTRIC COOP NC	100B	7/24/2019		9000142990
AP00046165	00622722	$1,200.00	January 2019 Retainer	1/1/2019	930200	015	DANNY L WALLEN	Jan 2019 Retainer	1/1/2019		9000134524
AP00046251	00625364	$13.92	Exp - Jan 23-24,2019 Ky CFC Wo	1/31/2019	930200	015	DANNY L WALLEN	Jan 23-24,2019 Ky CFC Workshop	1/24/2019		9000135891
AP00046251	00625364	$750.00	Fee - Jan 23-24,2019 Ky CFC Wo	1/31/2019	930200	015	DANNY L WALLEN	Jan 23-24,2019 Ky CFC Workshop	1/24/2019		9000135891
AP00046409	00625380	$1,200.00	February 2019 Retainer	2/1/2019	930200	015	DANNY L WALLEN	Feb 2019 Retainer	2/1/2019		9000135891
AP00046456	00627926	$13.92	Exp - Feb 10-12,2019 NRECA Dir	2/28/2019	930200	015	DANNY L WALLEN	Feb 10-12,2019 NRECA Dir Conf	2/12/2019		9000136893
AP00046456	00627903	$13.92	Exp - Feb 20,2019 GC Mtg	2/28/2019	930200	015	DANNY L WALLEN	Feb 20,2019 GC Mtg	2/20/2019		9000136893
AP00046456	00627898	$13.92	Exp - Feb 5,2019 Bd Mtg	2/28/2019	930200	015	DANNY L WALLEN	Feb 5,2019 Bd Mtg	2/5/2019		9000136893
AP00046456	00627926	$1,125.00	Fee - Feb 10-12,2019 NRECA Dir	2/28/2019	930200	015	DANNY L WALLEN	Feb 10-12,2019 NRECA Dir Conf	2/12/2019		9000136893
AP00046456	00627903	$375.00	Fee - Feb 20,2019 GC Mtg	2/28/2019	930200	015	DANNY L WALLEN	Feb 20,2019 GC Mtg	2/20/2019		9000136893
AP00046456	00627898	$375.00	Fee - Feb 5,2019 Bd Mtg	2/28/2019	930200	015	DANNY L WALLEN	Feb 5,2019 Bd Mtg	2/5/2019		9000136893
AP00046531	00627953	$1,200.00	March 2019 Retainer	3/1/2019	930200	015	DANNY L WALLEN	Mar 2019 Retainer	3/1/2019		9000136893
AP00046609	00630426	$13.92	Exp - Mar 29,2019 GC Mtg	3/31/2019	930200	015	DANNY L WALLEN	Mar 29,2019 GC Mtg	3/29/2019		9000137952
AP00046609	00630421	$13.92	Exp - Mar 5,2019 Bd Mtg	3/31/2019	930200	015	DANNY L WALLEN	Mar 5,2019 Bd Mtg	3/5/2019		9000137952
AP00046609	00630426	$375.00	Fee - Mar 29,2019 GC Mtg	3/31/2019	930200	015	DANNY L WALLEN	Mar 29,2019 GC Mtg	3/29/2019		9000137952
AP00046609	00630421	$375.00	Fee - Mar 5,2019 Bd Mtg	3/31/2019	930200	015	DANNY L WALLEN	Mar 5,2019 Bd Mtg	3/5/2019		9000137952
AP00046739	00630463	$1,200.00	April 2019 Retainer	4/1/2019	930200	015	DANNY L WALLEN	Apr 2019 Retainer	4/1/2019		9000137952
AP00046829	00633607	$13.92	Exp - Apr 19,2019 GC Mtg	4/30/2019	930200	015	DANNY L WALLEN	Apr 19,2019 GC Mtg	4/19/2019		9000139290
AP00046829	00633602	$13.92	Exp - Apr 9,2019 Bd Mtg	4/30/2019	930200	015	DANNY L WALLEN	Apr 9,2019 Bd Mtg	4/9/2019		9000139290
AP00046829	00633607	$375.00	Fee - Apr 19,2019 GC Mtg	4/30/2019	930200	015	DANNY L WALLEN	Apr 19,2019 GC Mtg	4/19/2019		9000139290
AP00046829	00633602	$375.00	Fee - Apr 9,2019 Bd Mtg	4/30/2019	930200	015	DANNY L WALLEN	Apr 9,2019 Bd Mtg	4/9/2019		9000139290
AP00046923	00633635	$1,200.00	April 2019 Retainer	5/1/2019	930200	015	DANNY L WALLEN	May 2019 Retainer	5/1/2019		9000139290
AP00047021	00636117	$129.92	Exp - May 14,2019 Bd Mtg	5/31/2019	930200	015	DANNY L WALLEN	May 14,2019 Bd Mtg	5/14/2019		9000140308
AP00047021	00636122	$13.92	Exp - May 24,2019 GC Mtg	5/31/2019	930200	015	DANNY L WALLEN	May 24,2019 GC Mtg	5/24/2019		9000140308
AP00047021	00636117	$375.00	Fee - May 14,2019 Bd Mtg	5/31/2019	930200	015	DANNY L WALLEN	May 14,2019 Bd Mtg	5/14/2019		9000140308
AP00047021	00636122	$375.00	Fee - May 24,2019 GC Mtg	5/31/2019	930200	015	DANNY L WALLEN	May 24,2019 GC Mtg	5/24/2019		9000140308
AP00047054	00636101	$1,200.00	Jun 2019 Retainer	6/1/2019	930200	015	DANNY L WALLEN	Jun 2019 Retainer	6/1/2019		9000140308
AP00047179	00639083	$13.92	Exp - Jun 10,2019 Bd Mtg	6/30/2019	930200	015	DANNY L WALLEN	Jun 10,2019 Bd Mtg	6/10/2019		9000141378
AP00047179	00639095	$13.92	Exp - Jun 11,2019 Annual Mtg	6/30/2019	930200	015	DANNY L WALLEN	Jun 11,2019 Annual Mtg	6/11/2019		9000141378
AP00047179	00639083	$375.00	Fee - Jun 10,2019 Bd Mtg	6/30/2019	930200	015	DANNY L WALLEN	Jun 10,2019 Bd Mtg	6/10/2019		9000141378
AP00047179	00639095	$375.00	Fee - Jun 11,2019 Annual Mtg	6/30/2019	930200	015	DANNY L WALLEN	Jun 11,2019 Annual Mtg	6/11/2019		9000141378
AP00047323	00639131	$1,200.00	Jul 2019 Retainer	7/1/2019	930200	015	DANNY L WALLEN	Jul 2019 Retainer	7/1/2019		9000141378
AP00047787	00642040	$6.96	Exp - Jul 8,2019 BROC Mtg	7/31/2019	930200	015	DANNY L WALLEN	Jul 8,2019 BROC Mtg	7/8/2019		9000142642
AP00047787	00642028	$6.96	Exp - Jul 9,2019 Bd Mtg	7/31/2019	930200	015	DANNY L WALLEN	Jul 9,2019 Bd Mtg	7/9/2019		9000142642
AP00047787	00642040	$375.00	Fee - Jul 8,2019 BROC Mtg	7/31/2019	930200	015	DANNY L WALLEN	Jul 8,2019 BROC Mtg	7/8/2019		9000142642
AP00047787	00642028	$400.00	Fee - Jul 9,2019 Bd Mtg	7/31/2019	930200	015	DANNY L WALLEN	Jul 9,2019 Bd Mtg	7/9/2019		9000142642
AP00048099	00642005	$1,200.00	Aug 2019 Retainer	8/1/2019	930200	015	DANNY L WALLEN	Aug 2019 Retainer	8/1/2019		9000142642
AP00048161	00644509	$350.00	Aug 2019 Retainer	8/31/2019	930200	015	DANNY L WALLEN	Aug 2019 Retainer - Chair	8/12/2019		9000143601
AP00048161	00644534	$6.96	Exp - Aug 12,2019 BROC Mtg	8/31/2019	930200	015	DANNY L WALLEN	Aug 12,2019 BROC Mtg	8/12/2019		9000143601
AP00048161	00644522	$6.96	Exp - Aug 13,2019 Bd Mtg	8/31/2019	930200	015	DANNY L WALLEN	Aug 13,2019 Bd Mtg	8/13/2019		9000143601
AP00048161	00644552	$13.92	Exp - Aug 5-6,2019 Strategic	8/31/2019	930200	015	DANNY L WALLEN	Aug 5-6,2019 Strategic Retreat	8/6/2019		9000143601
AP00048161	00644534	$400.00	Fee - Aug 12,2019 BROC Mtg	8/31/2019	930200	015	DANNY L WALLEN	Aug 12,2019 BROC Mtg	8/12/2019		9000143601
AP00048161	00644522	$400.00	Fee - Aug 13,2019 Bd Mtg	8/31/2019	930200	015	DANNY L WALLEN	Aug 13,2019 Bd Mtg	8/13/2019		9000143601

PSC DR1 Response 47b.xlsx

AP Vouchered Detail - Account 930, all applicable subaccounts

Please see Recap at the end of this AP Vouchered Detail for Schedule L2 classification totals.

Journal ID	Voucher	Amount	Description	Acctg Date	Account	Dept	Name	Invoice	Invoice Date	PO No.	Payment
AP00048161	00644552	$800.00	Fee - Aug 5-6,2019 Strategic	8/31/2019	930200	015	DANNY L WALLEN	Aug 5-6,2019 Strategic Retreat	8/6/2019		9000143601
AP00048158	00644506	$1,200.00	Sep 2019 Retainer	9/1/2019	930200	015	DANNY L WALLEN	Sep 2019 Retainer	9/1/2019		9000143601
AP00048398	00647060	$6.96	Exp - Sep 10,2019 Bd Mtg	9/30/2019	930200	015	DANNY L WALLEN	Sep 10,2019 Bd Mtg	9/10/2019		9000144538
AP00048398	00647091	$13.92	Exp - Sep 15-17,2019 ACES Risk	9/30/2019	930200	015	DANNY L WALLEN	Sep 15-17,2019 ACES Risk Forum	9/17/2019		9000144538
AP00048398	00647071	$6.96	Exp - Sep 9,2019 BROC Mtg	9/30/2019	930200	015	DANNY L WALLEN	Sep 9,2019 BROC Mtg	9/9/2019		9000144538
AP00048398	00647060	$400.00	Fee - Sep 10,2019 Bd Mtg	9/30/2019	930200	015	DANNY L WALLEN	Sep 10,2019 Bd Mtg	9/10/2019		9000144538
AP00048398	00647091	$1,200.00	Fee - Sep 15-17,2019 ACES Risk	9/30/2019	930200	015	DANNY L WALLEN	Sep 15-17,2019 ACES Risk Forum	9/17/2019		9000144538
AP00048398	00647071	$400.00	Fee - Sep 9,2019 BROC Mtg	9/30/2019	930200	015	DANNY L WALLEN	Sep 9,2019 BROC Mtg	9/9/2019		9000144538
AP00048395	00647111	$1,200.00	Oct 2019 Retainer	10/1/2019	930200	015	DANNY L WALLEN	Oct 2019 Retainer	10/1/2019		9000144538
AP00048593	00650202	$6.96	Exp - Oct 14,2019 BROC Mtg	10/31/2019	930200	015	DANNY L WALLEN	Oct 14,2019 BROC Mtg	10/14/2019		9000145644
AP00048593	00650190	$6.96	Exp - Oct 15,2019 Bd Mtg	10/31/2019	930200	015	DANNY L WALLEN	Oct 15,2019 Bd Mtg	10/15/2019		9000145644
AP00048593	00650215	$129.92	Exp - Oct 3-4,2019 Mine Tour	10/31/2019	930200	015	DANNY L WALLEN	Oct 3-4,2019 Mine Tour	10/4/2019		9000145644
AP00048593	00650202	$400.00	Fee - Oct 14,2019 BROC Mtg	10/31/2019	930200	015	DANNY L WALLEN	Oct 14,2019 BROC Mtg	10/14/2019		9000145644
AP00048593	00650190	$400.00	Fee - Oct 15,2019 Bd Mtg	10/31/2019	930200	015	DANNY L WALLEN	Oct 15,2019 Bd Mtg	10/15/2019		9000145644
AP00048593	00650215	$800.00	Fee - Oct 3-4,2019 Mine Tour	10/31/2019	930200	015	DANNY L WALLEN	Oct 3-4,2019 Mine Tour	10/4/2019		9000145644
AP00048669	00650232	$1,200.00	Nov 2019 Retainer	11/1/2019	930200	015	DANNY L WALLEN	Nov 2019 Retainer	11/1/2019		9000145644
AP00048797	00653294	$64.96	Exp - Nov 11,2019 BROC Mtg	11/30/2019	930200	015	DANNY L WALLEN	Nov 11,2019 BROC Mtg	11/11/2019		9000146948
AP00048797	00653281	$64.96	Exp - Nov 12,2019 Bd Mtg	11/30/2019	930200	015	DANNY L WALLEN	Nov 12,2019 Bd Mtg	11/12/2019		9000146948
AP00048797	00653294	$400.00	Fee - Nov 11,2019 BROC Mtg	11/30/2019	930200	015	DANNY L WALLEN	Nov 11,2019 BROC Mtg	11/11/2019		9000146948
AP00048797	00653281	$400.00	Fee - Nov 12,2019 Bd Mtg	11/30/2019	930200	015	DANNY L WALLEN	Nov 12,2019 Bd Mtg	11/12/2019		9000146948
AP00048942	00653266	$1,200.00	Dec 2019 Retainer	12/1/2019	930200	015	DANNY L WALLEN	Dec 2019 Retainer	12/1/2019		9000146948
AP00049051	00656598	$350.00	Dec 2019 Retainer - Chair	12/31/2019	930200	015	DANNY L WALLEN	Dec 2019 Retainer - Chair	12/9/2019		9000148302
AP00049051	00656551	$6.96	Exp - Dec 10,2019 Bd Mtg	12/31/2019	930200	015	DANNY L WALLEN	Dec 10,2019 Bd Mtg	12/10/2019		9000148302
AP00049051	00656564	$6.96	Exp - Dec 9,2019 BROC Mtg	12/31/2019	930200	015	DANNY L WALLEN	Dec 9,2019 BROC Mtg	12/9/2019		9000148302
AP00049051	00656551	$400.00	Fee - Dec 10,2019 Bd Mtg	12/31/2019	930200	015	DANNY L WALLEN	Dec 10,2019 Bd Mtg	12/10/2019		9000148302
AP00049051	00656564	$400.00	Fee - Dec 9,2019 BROC Mtg	12/31/2019	930200	015	DANNY L WALLEN	Dec 9,2019 BROC Mtg	12/9/2019		9000148302
AP00049051	00656597	$350.00	Nov 2019 Retainer - Chair	12/31/2019	930200	015	DANNY L WALLEN	Nov 2019 Retainer - Chair	11/11/2019		9000148302
AP00046778	00630876	$2,188.27	Exp - Feb 10-12,2019 D Wallen	4/9/2019	930200	015	BIG SANDY RECC	AP022819BSRECC	2/28/2019		9000138092
AP00048398	00647207	$347.23	Exp - D Wallen - ACES Mtg	9/30/2019	930200	015	BIG SANDY RECC	AP091819BSRECC	9/18/2019		9000144689
AP00046165	00622710	$1,200.00	January 2019 Retainer	1/1/2019	930200	015	ELBERT HAMPTON	Jan 2019 Retainer	1/1/2019		9000134511
AP00046251	00625353	$453.48	Exp - Jan 23-24,2019 Ky CFC Wo	1/31/2019	930200	015	ELBERT HAMPTON	Jan 23-24,2019 Ky CFC Workshop	1/24/2019		9000135879
AP00046251	00625353	$750.00	Fee - Jan 23-24,2019 Ky CFC Wo	1/31/2019	930200	015	ELBERT HAMPTON	Jan 23-24,2019 Ky CFC Workshop	1/24/2019		9000135879
AP00046409	00625368	$1,200.00	February 2019 Retainer	2/1/2019	930200	015	ELBERT HAMPTON	Feb 2019 Retainer	2/1/2019		9000135879
AP00046456	00627911	$113.10	Exp - Feb 4,2019 SI Mtg	2/28/2019	930200	015	ELBERT HAMPTON	Feb 4,2019 SI Mtg	2/4/2019		9000136880
AP00046456	00627887	$113.10	Exp - Feb 5,2019 Bd Mtg	2/28/2019	930200	015	ELBERT HAMPTON	Feb 5,2019 Bd Mtg	2/5/2019		9000136880
AP00046456	00627911	$375.00	Fee - Feb 4,2019 SI Mtg	2/28/2019	930200	015	ELBERT HAMPTON	Feb 4,2019 SI Mtg	2/4/2019		9000136880
AP00046456	00627887	$375.00	Fee - Feb 5,2019 Bd Mtg	2/28/2019	930200	015	ELBERT HAMPTON	Feb 5,2019 Bd Mtg	2/5/2019		9000136880
AP00046531	00627941	$1,200.00	March 2019 Retainer	3/1/2019	930200	015	ELBERT HAMPTON	Mar 2019 Retainer	3/1/2019		9000136880
AP00046609	00630433	$113.10	Exp - Mar 4,2019 SI Mtg	3/31/2019	930200	015	ELBERT HAMPTON	Mar 4,2019 SI Mtg	3/4/2019		9000137940
AP00046609	00630410	$113.10	Exp - Mar 5,2019 Bd Mtg	3/31/2019	930200	015	ELBERT HAMPTON	Mar 5,2019 Bd Mtg	3/5/2019		9000137940
AP00046609	00630433	$375.00	Fee - Mar 4,2019 SI Mtg	3/31/2019	930200	015	ELBERT HAMPTON	Mar 4,2019 SI Mtg	3/4/2019		9000137940
AP00046609	00630410	$375.00	Fee - Mar 5,2019 Bd Mtg	3/31/2019	930200	015	ELBERT HAMPTON	Mar 5,2019 Bd Mtg	3/5/2019		9000137940
AP00046739	00630451	$1,200.00	April 2019 Retainer	4/1/2019	930200	015	ELBERT HAMPTON	Apr 2019 Retainer	4/1/2019		9000137940
AP00046829	00633614	$113.10	Exp - Apr 8,2019 SI Mtg	4/30/2019	930200	015	ELBERT HAMPTON	Apr 8,2019 SI Mtg	4/8/2019		9000139278
AP00046829	00633591	$113.10	Exp - Apr 9,2019 Bd Mtg	4/30/2019	930200	015	ELBERT HAMPTON	Apr 9,2019 Bd Mtg	4/9/2019		9000139278
AP00046829	00633614	$375.00	Fee - Apr 8,2019 SI Mtg	4/30/2019	930200	015	ELBERT HAMPTON	Apr 8,2019 SI Mtg	4/8/2019		9000139278
AP00046829	00633591	$375.00	Fee - Apr 9,2019 Bd Mtg	4/30/2019	930200	015	ELBERT HAMPTON	Apr 9,2019 Bd Mtg	4/9/2019		9000139278
AP00046923	00633623	$1,200.00	April 2019 Retainer	5/1/2019	930200	015	ELBERT HAMPTON	May 2019 Retainer	5/1/2019		9000139278
AP00047021	00636130	$113.10	Exp - May 13,2019 SI Mtg	5/31/2019	930200	015	ELBERT HAMPTON	May 13,2019 SI Mtg	5/13/2019		9000140295
AP00047021	00636105	$113.10	Exp - May 14,2019 Bd Mtg	5/31/2019	930200	015	ELBERT HAMPTON	May 14,2019 Bd Mtg	5/14/2019		9000140295
AP00047021	00636130	$375.00	Fee - May 13,2019 SI Mtg	5/31/2019	930200	015	ELBERT HAMPTON	May 13,2019 SI Mtg	5/13/2019		9000140295
AP00047021	00636105	$375.00	Fee - May 14,2019 Bd Mtg	5/31/2019	930200	015	ELBERT HAMPTON	May 14,2019 Bd Mtg	5/14/2019		9000140295
AP00047054	00636089	$1,200.00	Jun 2019 Retainer	6/1/2019	930200	015	ELBERT HAMPTON	Jun 2019 Retainer	6/1/2019		9000140295
AP00047179	00639071	$113.10	Exp - Jun 10,2019 Bd Mtg	6/30/2019	930200	015	ELBERT HAMPTON	Jun 10,2019 Bd Mtg	6/10/2019		9000141366
AP00047179	00639086	$113.10	Exp - Jun 11,2019 Annual Mtg	6/30/2019	930200	015	ELBERT HAMPTON	Jun 11,2019 Annual Mtg	6/11/2019		9000141366
AP00047179	00639071	$375.00	Fee - Jun 10,2019 Bd Mtg	6/30/2019	930200	015	ELBERT HAMPTON	Jun 10,2019 Bd Mtg	6/10/2019		9000141366
AP00047179	00639086	$375.00	Fee - Jun 11,2019 Annual Mtg	6/30/2019	930200	015	ELBERT HAMPTON	Jun 11,2019 Annual Mtg	6/11/2019		9000141366
AP00047323	00639121	$1,200.00	Jul 2019 Retainer	7/1/2019	930200	015	ELBERT HAMPTON	Jul 2019 Retainer	7/1/2019		9000141366
AP00047787	00642037	$113.10	Exp - Jul 8,2019 BROC Mtg	7/31/2019	930200	015	ELBERT HAMPTON	Jul 8,2019 BROC Mtg	7/8/2019		9000142632
AP00047787	00642018	$113.10	Exp - Jul 9,2019 Bd Mtg	7/31/2019	930200	015	ELBERT HAMPTON	Jul 9,2019 Bd Mtg	7/9/2019		9000142632
AP00047787	00642037	$375.00	Fee - Jul 8,2019 BROC Mtg	7/31/2019	930200	015	ELBERT HAMPTON	Jul 8,2019 BROC Mtg	7/8/2019		9000142632
AP00047787	00642018	$400.00	Fee - Jul 9,2019 Bd Mtg	7/31/2019	930200	015	ELBERT HAMPTON	Jul 9,2019 Bd Mtg	7/9/2019		9000142632

PSC DR1 Response 47b.xlsx

AP Vouchered Detail - Account 930, all applicable subaccounts

Please see Recap at the end of this AP Vouchered Detail for Schedule L2 classification totals.

Journal ID	Voucher	Amount	Description	Acctg Date	Account	Dept	Name	Invoice	Invoice Date	PO No.	Payment
AP00048099	00641995	$1,200.00	Aug 2019 Retainer	8/1/2019	930200	015	ELBERT HAMPTON	Aug 2019 Retainer	8/1/2019		9000142632
AP00048161	00644531	$124.70	Exp - Aug 12,2019 BROC Mtg	8/31/2019	930200	015	ELBERT HAMPTON	Aug 12,2019 BROC Mtg	8/12/2019		9000143591
AP00048161	00644513	$124.70	Exp - Aug 13,2019 Bd Mtg	8/31/2019	930200	015	ELBERT HAMPTON	Aug 13,2019 Bd Mtg	8/13/2019		9000143591
AP00048161	00644543	$127.60	Exp - Aug 5-6,2019 Strategic R	8/31/2019	930200	015	ELBERT HAMPTON	Aug 5-6,2019 Strategic Retreat	8/6/2019		9000143591
AP00048161	00644531	$400.00	Fee - Aug 12,2019 BROC Mtg	8/31/2019	930200	015	ELBERT HAMPTON	Aug 12,2019 BROC Mtg	8/12/2019		9000143591
AP00048161	00644513	$400.00	Fee - Aug 13,2019 Bd Mtg	8/31/2019	930200	015	ELBERT HAMPTON	Aug 13,2019 Bd Mtg	8/13/2019		9000143591
AP00048161	00644543	$400.00	Fee - Aug 5-6,2019 Strategic R	8/31/2019	930200	015	ELBERT HAMPTON	Aug 5-6,2019 Strategic Retreat	8/6/2019		9000143591
AP00048158	00644496	$1,200.00	Sep 2019 Retainer	9/1/2019	930200	015	ELBERT HAMPTON	Sep 2019 Retainer	9/1/2019		9000143591
AP00048398	00647051	$121.80	Exp - Sep 10,2019 Bd Mtg	9/30/2019	930200	015	ELBERT HAMPTON	Sep 10,2019 Bd Mtg	9/10/2019		9000144527
AP00048398	00647068	$121.80	Exp - Sep 9,2019 BROC Mtg	9/30/2019	930200	015	ELBERT HAMPTON	Sep 9,2019 BROC Mtg	9/9/2019		9000144527
AP00048398	00647051	$400.00	Fee - Sep 10,2019 Bd Mtg	9/30/2019	930200	015	ELBERT HAMPTON	Sep 10,2019 Bd Mtg	9/10/2019		9000144527
AP00048398	00647068	$400.00	Fee - Sep 9,2019 BROC Mtg	9/30/2019	930200	015	ELBERT HAMPTON	Sep 9,2019 BROC Mtg	9/9/2019		9000144527
AP00048395	00647101	$1,200.00	Oct 2019 Retainer	10/1/2019	930200	015	ELBERT HAMPTON	Oct 2019 Retainer	10/1/2019		9000144527
AP00048593	00650199	$121.80	Exp - Oct 14,2019 BROC Mtg	10/31/2019	930200	015	ELBERT HAMPTON	Oct 14,2019 BROC Mtg	10/14/2019		9000145634
AP00048593	00650180	$121.80	Exp - Oct 15,2019 Bd Mtg	10/31/2019	930200	015	ELBERT HAMPTON	Oct 15,2019 Bd Mtg	10/15/2019		9000145634
AP00048593	00650199	$400.00	Fee - Oct 14,2019 BROC Mtg	10/31/2019	930200	015	ELBERT HAMPTON	Oct 14,2019 BROC Mtg	10/14/2019		9000145634
AP00048593	00650180	$400.00	Fee - Oct 15,2019 Bd Mtg	10/31/2019	930200	015	ELBERT HAMPTON	Oct 15,2019 Bd Mtg	10/15/2019		9000145634
AP00048669	00650222	$1,200.00	Nov 2019 Retainer	11/1/2019	930200	015	ELBERT HAMPTON	Nov 2019 Retainer	11/1/2019		9000145634
AP00048797	00653290	$121.80	Exp - Nov 11,2019 BROC Mtg	11/30/2019	930200	015	ELBERT HAMPTON	Nov 11,2019 BROC Mtg	11/11/2019		9000146937
AP00048797	00653271	$121.80	Exp - Nov 12,2019 Bd Mtg	11/30/2019	930200	015	ELBERT HAMPTON	Nov 12,2019 Bd Mtg	11/12/2019		9000146937
AP00048797	00653290	$400.00	Fee - Nov 11,2019 BROC Mtg	11/30/2019	930200	015	ELBERT HAMPTON	Nov 11,2019 BROC Mtg	11/11/2019		9000146937
AP00048797	00653271	$400.00	Fee - Nov 12,2019 Bd Mtg	11/30/2019	930200	015	ELBERT HAMPTON	Nov 12,2019 Bd Mtg	11/12/2019		9000146937
AP00048942	00653256	$1,200.00	Dec 2019 Retainer	12/1/2019	930200	015	ELBERT HAMPTON	Dec 2019 Retainer	12/1/2019		9000146937
AP00049051	00656541	$121.80	Exp - Dec 10,2019 Bd Mtg	12/31/2019	930200	015	ELBERT HAMPTON	Dec 10,2019 Bd Mtg	12/10/2019		9000148291
AP00049051	00656560	$121.80	Exp - Dec 9,2019 BROC Mtg	12/31/2019	930200	015	ELBERT HAMPTON	Dec 9,2019 BROC Mtg	12/9/2019		9000148291
AP00049051	00656541	$400.00	Fee - Dec 10,2019 Bd Mtg	12/31/2019	930200	015	ELBERT HAMPTON	Dec 10,2019 Bd Mtg	12/10/2019		9000148291
AP00049051	00656560	$400.00	Fee - Dec 9,2019 BROC Mtg	12/31/2019	930200	015	ELBERT HAMPTON	Dec 9,2019 BROC Mtg	12/9/2019		9000148291
AP00047179	00639097	$17.40	Exp - Jun 11,2019 Annual Mtg	6/30/2019	930200	015	GREG CORBIN	Jun 11,2019 Annual Mtg	6/11/2019		9000141380
AP00047179	00639105	$26.10	Exp - Jun 12,2019 Dir Orientat	6/30/2019	930200	015	GREG CORBIN	Jun 12,2019 Dir Orientation	6/12/2019		9000141380
AP00047179	00639097	$375.00	Fee - Jun 11,2019 Annual Mtg	6/30/2019	930200	015	GREG CORBIN	Jun 11,2019 Annual Mtg	6/11/2019		9000141380
AP00047179	00639105	$375.00	Fee - Jun 12,2019 Dir Orientat	6/30/2019	930200	015	GREG CORBIN	Jun 12,2019 Dir Orientation	6/12/2019		9000141380
AP00047323	00639133	$1,200.00	Jul 2019 Retainer	7/1/2019	930200	015	GREG CORBIN	Jul 2019 Retainer	7/1/2019		9000141380
AP00047787	00642053	$139.20	Exp - Jul 17,2019 Dir Orientat	7/31/2019	930200	015	GREG CORBIN	Jul 17,2019 Dir Orientation	7/17/2019		9000142644
AP00047787	00642035	$43.50	Exp - Jul 31,2019 GC Mtg	7/31/2019	930200	015	GREG CORBIN	Jul 31,2019 GC Mtg	7/31/2019		9000142644
AP00047787	00642030	$40.60	Exp - Jul 9,2019 Bd Mtg	7/31/2019	930200	015	GREG CORBIN	Jul 9,2019 Bd Mtg	7/9/2019		9000142644
AP00047787	00642053	$400.00	Fee - Jul 17,2019 Dir Orientat	7/31/2019	930200	015	GREG CORBIN	Jul 17,2019 Dir Orientation	7/17/2019		9000142644
AP00047787	00642035	$400.00	Fee - Jul 31,2019 GC Mtg	7/31/2019	930200	015	GREG CORBIN	Jul 31,2019 GC Mtg	7/31/2019		9000142644
AP00047787	00642030	$400.00	Fee - Jul 9,2019 Bd Mtg	7/31/2019	930200	015	GREG CORBIN	Jul 9,2019 Bd Mtg	7/9/2019		9000142644
AP00048099	00642007	$1,200.00	Aug 2019 Retainer	8/1/2019	930200	015	GREG CORBIN	Aug 2019 Retainer	8/1/2019		9000142644
AP00048161	00644524	$43.50	Exp - Aug 13,2019 Bd Mtg	8/31/2019	930200	015	GREG CORBIN	Aug 13,2019 Bd Mtg	8/13/2019		9000143603
AP00048161	00644529	$127.60	Exp - Aug 27,2019 GC Mtg	8/31/2019	930200	015	GREG CORBIN	Aug 27,2019 GC Mtg	8/27/2019		9000143603
AP00048161	00644556	$127.60	Exp - Aug 29,2019 Dir Orientat	8/31/2019	930200	015	GREG CORBIN	Aug 29,2019 Dir Orientation	8/29/2019		9000143603
AP00048161	00644554	$43.50	Exp - Aug 5-6,2019 Strategic R	8/31/2019	930200	015	GREG CORBIN	Aug 5-6,2019 Strategic Retreat	8/6/2019		9000143603
AP00048161	00644524	$400.00	Fee - Aug 13,2019 Bd Mtg	8/31/2019	930200	015	GREG CORBIN	Aug 13,2019 Bd Mtg	8/13/2019		9000143603
AP00048161	00644529	$400.00	Fee - Aug 27,2019 GC Mtg	8/31/2019	930200	015	GREG CORBIN	Aug 27,2019 GC Mtg	8/27/2019		9000143603
AP00048161	00644556	$400.00	Fee - Aug 29,2019 Dir Orientat	8/31/2019	930200	015	GREG CORBIN	Aug 29,2019 Dir Orientation	8/29/2019		9000143603
AP00048161	00644554	$800.00	Fee - Aug 5-6,2019 Strategic R	8/31/2019	930200	015	GREG CORBIN	Aug 5-6,2019 Strategic Retreat	8/6/2019		9000143603
AP00048158	00644508	$1,200.00	Sep 2019 Retainer	9/1/2019	930200	015	GREG CORBIN	Sep 2019 Retainer	9/1/2019		9000143603
AP00048398	00647062	$43.50	Exp - Sep 10,2019 Bd Mtg	9/30/2019	930200	015	GREG CORBIN	Sep 10,2019 Bd Mtg	9/10/2019		9000144540
AP00048398	00647092	$698.16	Exp - Sep 15-17,2019 ACES Risk	9/30/2019	930200	015	GREG CORBIN	Sep 15-17,2019 ACES Risk Forum	9/17/2019		9000144540
AP00048398	00647066	$127.60	Exp - Sep 20,2019 GC Mtg	9/30/2019	930200	015	GREG CORBIN	Sep 20,2019 GC Mtg	9/20/2019		9000144540
AP00048398	00647084	$127.60	Exp - Sep 4,2019 AC Mtg	9/30/2019	930200	015	GREG CORBIN	Sep 4,2019 AC Mtg	9/4/2019		9000144540
AP00048398	00647062	$400.00	Fee - Sep 10,2019 Bd Mtg	9/30/2019	930200	015	GREG CORBIN	Sep 10,2019 Bd Mtg	9/10/2019		9000144540
AP00048398	00647092	$1,200.00	Fee - Sep 15-17,2019 ACES Risk	9/30/2019	930200	015	GREG CORBIN	Sep 15-17,2019 ACES Risk Forum	9/17/2019		9000144540
AP00048398	00647066	$400.00	Fee - Sep 20,2019 GC Mtg	9/30/2019	930200	015	GREG CORBIN	Sep 20,2019 GC Mtg	9/20/2019		9000144540
AP00048398	00647084	$400.00	Fee - Sep 4,2019 AC Mtg	9/30/2019	930200	015	GREG CORBIN	Sep 4,2019 AC Mtg	9/4/2019		9000144540
AP00048395	00647113	$1,200.00	Oct 2019 Retainer	10/1/2019	930200	015	GREG CORBIN	Oct 2019 Retainer	10/1/2019		9000144540
AP00048593	00650192	$43.50	Exp - Oct 15,2019 Bd Mtg	10/31/2019	930200	015	GREG CORBIN	Oct 15,2019 Bd Mtg	10/15/2019		9000145646
AP00048593	00650197	$43.50	Exp - Oct 29,2019 GC Mtg	10/31/2019	930200	015	GREG CORBIN	Oct 29,2019 GC Mtg	10/29/2019		9000145646
AP00048593	00650216	$43.50	Exp - Oct 3-4,2019 Mine Tour	10/31/2019	930200	015	GREG CORBIN	Oct 3-4,2019 Mine Tour	10/4/2019		9000145646
AP00048593	00650192	$400.00	Fee - Oct 15,2019 Bd Mtg	10/31/2019	930200	015	GREG CORBIN	Oct 15,2019 Bd Mtg	10/15/2019		9000145646
AP00048593	00650197	$400.00	Fee - Oct 29,2019 GC Mtg	10/31/2019	930200	015	GREG CORBIN	Oct 29,2019 GC Mtg	10/29/2019		9000145646

PSC DR1 Response 47b.xlsx

AP Vouchered Detail - Account 930, all applicable subaccounts

Please see Recap at the end of this AP Vouchered Detail for Schedule L2 classification totals.

Journal ID	Voucher	Amount	Description	Acctg Date	Account	Dept	Name	Invoice	Invoice Date	PO No.	Payment
AP00048593	00650216	$800.00	Fee - Oct 3-4,2019 Mine Tour	10/31/2019	930200	015	GREG CORBIN	Oct 3-4,2019 Mine Tour	10/4/2019		9000145646
AP00048669	00650234	$1,200.00	Nov 2019 Retainer	11/1/2019	930200	015	GREG CORBIN	Nov 2019 Retainer	11/1/2019		9000145646
AP00048797	00653283	$43.50	Exp - Nov 12,2019 Bd Mtg	11/30/2019	930200	015	GREG CORBIN	Nov 12,2019 Bd Mtg	11/12/2019		9000146950
AP00048797	00653304	$133.40	Exp - Nov 14,2019 AC Mtg	11/30/2019	930200	015	GREG CORBIN	Nov 14,2019 AC Mtg	11/14/2019		9000146950
AP00048797	00653288	$133.40	Exp - Nov 20,2019 GC Mtg	11/30/2019	930200	015	GREG CORBIN	Nov 20,2019 GC Mtg	11/20/2019		9000146950
AP00048797	00653283	$400.00	Fee - Nov 12,2019 Bd Mtg	11/30/2019	930200	015	GREG CORBIN	Nov 12,2019 Bd Mtg	11/12/2019		9000146950
AP00048797	00653304	$400.00	Fee - Nov 14,2019 AC Mtg	11/30/2019	930200	015	GREG CORBIN	Nov 14,2019 AC Mtg	11/14/2019		9000146950
AP00048797	00653288	$400.00	Fee - Nov 20,2019 GC Mtg	11/30/2019	930200	015	GREG CORBIN	Nov 20,2019 GC Mtg	11/20/2019		9000146950
AP00048942	00653268	$1,200.00	Dec 2019 Retainer	12/1/2019	930200	015	GREG CORBIN	Dec 2019 Retainer	12/1/2019		9000146950
AP00049051	00656553	$133.40	Exp - Dec 10,2019 Bd Mtg	12/31/2019	930200	015	GREG CORBIN	Dec 10,2019 Bd Mtg	12/10/2019		9000148304
AP00049051	00656553	$400.00	Fee - Dec 10,2019 Bd Mtg	12/31/2019	930200	015	GREG CORBIN	Dec 10,2019 Bd Mtg	12/10/2019		9000148304
AP00049051	00656558	$150.00	Fee - Dec 18,2019 GC Mtg	12/31/2019	930200	015	GREG CORBIN	Dec 18,2019 GC Mtg	12/18/2019		9000148304
AP00046165	00622708	$1,200.00	January 2019 Retainer	1/1/2019	930200	015	J MMY LONGM RE	Jan 2019 Retainer	1/1/2019		9000134509
AP00046251	00625381	$92.80	Exp - Jan 2,2019 Bid Opening	1/31/2019	930200	015	J MMY LONGM RE	Jan 2,2019 Bid Opening	1/2/2019		9000135877
AP00046251	00625351	$46.40	Exp - Jan 23-24,2019 Ky CFC Wo	1/31/2019	930200	015	J MMY LONGM RE	Jan 23-24,2019 Ky CFC Workshop	1/24/2019		9000135877
AP00046251	00625381	$375.00	Fee - Jan 2,2019 Bid Opening	1/31/2019	930200	015	J MMY LONGM RE	Jan 2,2019 Bid Opening	1/2/2019		9000135877
AP00046251	00625351	$750.00	Fee - Jan 23-24,2019 Ky CFC Wo	1/31/2019	930200	015	J MMY LONGM RE	Jan 23-24,2019 Ky CFC Workshop	1/24/2019		9000135877
AP00046409	00625366	$1,200.00	February 2019 Retainer	2/1/2019	930200	015	J MMY LONGM RE	Feb 2019 Retainer	2/1/2019		9000135877
AP00046456	00627928	$92.80	Exp - Feb 12,2019 Bid Opening	2/28/2019	930200	015	J MMY LONGM RE	Feb 12,2019 Bid Opening	2/12/2019		9000136878
AP00046456	00627899	$92.80	Exp - Feb 20,2019 GC Mtg	2/28/2019	930200	015	J MMY LONGM RE	Feb 20,2019 GC Mtg	2/20/2019		9000136878
AP00046456	00627886	$92.80	Exp - Feb 5,2019 Bd Mtg	2/28/2019	930200	015	J MMY LONGM RE	Feb 5,2019 Bd Mtg	2/5/2019		9000136878
AP00046456	00627928	$375.00	Fee - Feb 12,2019 Bid Opening	2/28/2019	930200	015	J MMY LONGM RE	Feb 12,2019 Bid Opening	2/12/2019		9000136878
AP00046456	00627899	$375.00	Fee - Feb 20,2019 GC Mtg	2/28/2019	930200	015	J MMY LONGM RE	Feb 20,2019 GC Mtg	2/20/2019		9000136878
AP00046456	00627886	$375.00	Fee - Feb 5,2019 Bd Mtg	2/28/2019	930200	015	J MMY LONGM RE	Feb 5,2019 Bd Mtg	2/5/2019		9000136878
AP00046531	00627939	$1,200.00	March 2019 Retainer	3/1/2019	930200	015	J MMY LONGM RE	Mar 2019 Retainer	3/1/2019		9000136878
AP00046609	00630422	$92.80	Exp - Mar 29,2019 GC Mtg	3/31/2019	930200	015	J MMY LONGM RE	Mar 29,2019 GC Mtg	3/29/2019		9000137938
AP00046609	00630408	$92.80	Exp - Mar 5,2019 Bd Mtg	3/31/2019	930200	015	J MMY LONGM RE	Mar 5,2019 Bd Mtg	3/5/2019		9000137938
AP00046609	00630446	$92.80	Exp - Mar 8,2019 Bid Opening	3/31/2019	930200	015	J MMY LONGM RE	Mar 8,2019 Bid Opening	3/8/2019		9000137938
AP00046609	00630422	$375.00	Fee - Mar 29,2019 GC Mtg	3/31/2019	930200	015	J MMY LONGM RE	Mar 29,2019 GC Mtg	3/29/2019		9000137938
AP00046609	00630408	$375.00	Fee - Mar 5,2019 Bd Mtg	3/31/2019	930200	015	J MMY LONGM RE	Mar 5,2019 Bd Mtg	3/5/2019		9000137938
AP00046609	00630446	$375.00	Fee - Mar 8,2019 Bid Opening	3/31/2019	930200	015	J MMY LONGM RE	Mar 8,2019 Bid Opening	3/8/2019		9000137938
AP00046739	00630449	$1,200.00	April 2019 Retainer	4/1/2019	930200	015	J MMY LONGM RE	Apr 2019 Retainer	4/1/2019		9000137938
AP00046829	00633619	$92.80	Exp - Apr 15,2019 Bid Opening	4/30/2019	930200	015	J MMY LONGM RE	Apr 15,2019 Bid Opening	4/15/2019		9000139276
AP00046829	00633603	$92.80	Exp - Apr 19,2019 GC Mtg	4/30/2019	930200	015	J MMY LONGM RE	Apr 19,2019 GC Mtg	4/19/2019		9000139276
AP00046829	00633589	$92.80	Exp - Apr 9,2019 Bd Mtg	4/30/2019	930200	015	J MMY LONGM RE	Apr 9,2019 Bd Mtg	4/9/2019		9000139276
AP00046829	00633619	$375.00	Fee - Apr 15,2019 Bid Opening	4/30/2019	930200	015	J MMY LONGM RE	Apr 15,2019 Bid Opening	4/15/2019		9000139276
AP00046829	00633603	$375.00	Fee - Apr 19,2019 GC Mtg	4/30/2019	930200	015	J MMY LONGM RE	Apr 19,2019 GC Mtg	4/19/2019		9000139276
AP00046829	00633589	$375.00	Fee - Apr 9,2019 Bd Mtg	4/30/2019	930200	015	J MMY LONGM RE	Apr 9,2019 Bd Mtg	4/9/2019		9000139276
AP00046923	00633621	$1,200.00	April 2019 Retainer	5/1/2019	930200	015	J MMY LONGM RE	May 2019 Retainer	5/1/2019		9000139276
AP00047021	00636103	$92.80	Exp - May 14,2019 Bd Mtg	5/31/2019	930200	015	J MMY LONGM RE	May 14,2019 Bd Mtg	5/14/2019		9000140293
AP00047021	00636118	$92.80	Exp - May 24,2019 GC Mtg	5/31/2019	930200	015	J MMY LONGM RE	May 24,2019 GC Mtg	5/24/2019		9000140293
AP00047021	00636145	$11.60	Exp - May 29-31,2019 ACES Conf	5/31/2019	930200	015	J MMY LONGM RE	May 29-31,2019 ACES Conf	5/31/2019		9000140293
AP00047021	00636103	$375.00	Fee - May 14,2019 Bd Mtg	5/31/2019	930200	015	J MMY LONGM RE	May 14,2019 Bd Mtg	5/14/2019		9000140293
AP00047021	00636118	$375.00	Fee - May 24,2019 GC Mtg	5/31/2019	930200	015	J MMY LONGM RE	May 24,2019 GC Mtg	5/24/2019		9000140293
AP00047021	00636145	$1,125.00	Fee - May 29-31,2019 ACES Conf	5/31/2019	930200	015	J MMY LONGM RE	May 29-31,2019 ACES Conf	5/31/2019		9000140293
AP00047054	00636087	$1,200.00	Jun 2019 Retainer	6/1/2019	930200	015	J MMY LONGM RE	Jun 2019 Retainer	6/1/2019		9000140293
AP00047179	00639069	$92.80	Exp - Jun 10,2019 Bd Mtg	6/30/2019	930200	015	J MMY LONGM RE	Jun 10,2019 Bd Mtg	6/10/2019		9000141364
AP00047179	00639085	$92.80	Exp - Jun 11,2019 Annual Mtg	6/30/2019	930200	015	J MMY LONGM RE	Jun 11,2019 Annual Mtg	6/11/2019		9000141364
AP00047179	00639069	$375.00	Fee - Jun 10,2019 Bd Mtg	6/30/2019	930200	015	J MMY LONGM RE	Jun 10,2019 Bd Mtg	6/10/2019		9000141364
AP00047179	00639085	$375.00	Fee - Jun 11,2019 Annual Mtg	6/30/2019	930200	015	J MMY LONGM RE	Jun 11,2019 Annual Mtg	6/11/2019		9000141364
AP00047323	00639119	$1,200.00	Jul 2019 Retainer	7/1/2019	930200	015	J MMY LONGM RE	Jul 2019 Retainer	7/1/2019		9000141364
AP00047787	00642031	$92.80	Exp - Jul 31,2019 GC Mtg	7/31/2019	930200	015	J MMY LONGM RE	Jul 31,2019 GC Mtg	7/31/2019		9000142630
AP00047787	00642016	$92.80	Exp - Jul 9,2019 Bd Mtg	7/31/2019	930200	015	J MMY LONGM RE	Jul 9,2019 Bd Mtg	7/9/2019		9000142630
AP00047787	00642031	$400.00	Fee - Jul 31,2019 GC Mtg	7/31/2019	930200	015	J MMY LONGM RE	Jul 31,2019 GC Mtg	7/31/2019		9000142630
AP00047787	00642016	$400.00	Fee - Jul 9,2019 Bd Mtg	7/31/2019	930200	015	J MMY LONGM RE	Jul 9,2019 Bd Mtg	7/9/2019		9000142630
AP00048099	00641993	$1,200.00	Aug 2019 Retainer	8/1/2019	930200	015	J MMY LONGM RE	Aug 2019 Retainer	8/1/2019		9000142630
AP00048161	00644511	$92.80	Exp - Aug 13,2019 Bd Mtg	8/31/2019	930200	015	J MMY LONGM RE	Aug 13,2019 Bd Mtg	8/13/2019		9000143589
AP00048161	00644525	$92.80	Exp - Aug 27,2019 GC Mtg	8/31/2019	930200	015	J MMY LONGM RE	Aug 27,2019 GC Mtg	8/27/2019		9000143589
AP00048161	00644541	$81.20	Exp - Aug 5-6,2019 Strategic R	8/31/2019	930200	015	J MMY LONGM RE	Aug 5-6,2019 Strategic Retreat	8/6/2019		9000143589
AP00048161	00644555	$92.80	Exp - Aug 7,2019 Bid Opening	8/31/2019	930200	015	J MMY LONGM RE	Aug 7,2019 Bid Opening	8/7/2019		9000143589
AP00048161	00644511	$400.00	Fee - Aug 13,2019 Bd Mtg	8/31/2019	930200	015	J MMY LONGM RE	Aug 13,2019 Bd Mtg	8/13/2019		9000143589
AP00048161	00644525	$400.00	Fee - Aug 27,2019 GC Mtg	8/31/2019	930200	015	J MMY LONGM RE	Aug 27,2019 GC Mtg	8/27/2019		9000143589

PSC DR1 Response 47b.xlsx

AP Vouchered Detail - Account 930, all applicable subaccounts

Please see Recap at the end of this AP Vouchered Detail for Schedule L2 classification totals.

Journal ID	Voucher	Amount	Description	Acctg Date	Account	Dept	Name	Invoice	Invoice Date	PO No.	Payment
AP00048161	00644541	$800.00	Fee - Aug 5-6,2019 Strategic R	8/31/2019	930200	015	J MMY LONGM RE	Aug 5-6,2019 Strategic Retreat	8/6/2019		9000143589
AP00048161	00644555	$400.00	Fee - Aug 7,2019 Bid Opening	8/31/2019	930200	015	J MMY LONGM RE	Aug 7,2019 Bid Opening	8/7/2019		9000143589
AP00048158	00644494	$1,200.00	Sep 2019 Retainer	9/1/2019	930200	015	J MMY LONGM RE	Sep 2019 Retainer	9/1/2019		9000143589
AP00048398	00647049	$92.80	Exp - Sep 10,2019 Bd Mtg	9/30/2019	930200	015	J MMY LONGM RE	Sep 10,2019 Bd Mtg	9/10/2019		9000144525
AP00048398	00647063	$92.80	Exp - Sep 20,2019 GC Mtg	9/30/2019	930200	015	J MMY LONGM RE	Sep 20,2019 GC Mtg	9/20/2019		9000144525
AP00048398	00647093	$92.80	Exp - Sep 4,2019 Bid Opening	9/30/2019	930200	015	J MMY LONGM RE	Sep 4,2019 Bid Opening	9/4/2019		9000144525
AP00048398	00647049	$400.00	Fee - Sep 10,2019 Bd Mtg	9/30/2019	930200	015	J MMY LONGM RE	Sep 10,2019 Bd Mtg	9/10/2019		9000144525
AP00048398	00647085	$1,200.00	Fee - Sep 15-17,2019 ACES Risk	9/30/2019	930200	015	J MMY LONGM RE	Sep 15-17,2019 ACES Risk Forum	9/17/2019		9000144525
AP00048398	00647063	$400.00	Fee - Sep 20,2019 GC Mtg	9/30/2019	930200	015	J MMY LONGM RE	Sep 20,2019 GC Mtg	9/20/2019		9000144525
AP00048398	00647093	$400.00	Fee - Sep 4,2019 Bid Opening	9/30/2019	930200	015	J MMY LONGM RE	Sep 4,2019 Bid Opening	9/4/2019		9000144525
AP00048395	00647099	$1,200.00	Oct 2019 Retainer	10/1/2019	930200	015	J MMY LONGM RE	Oct 2019 Retainer	10/1/2019		9000144525
AP00048593	00650178	$92.80	Exp - Oct 15,2019 Bd Mtg	10/31/2019	930200	015	J MMY LONGM RE	Oct 15,2019 Bd Mtg	10/15/2019		9000145632
AP00048593	00650193	$92.80	Exp - Oct 29,2019 GC Mtg	10/31/2019	930200	015	J MMY LONGM RE	Oct 29,2019 GC Mtg	10/29/2019		9000145632
AP00048593	00650178	$400.00	Fee - Oct 15,2019 Bd Mtg	10/31/2019	930200	015	J MMY LONGM RE	Oct 15,2019 Bd Mtg	10/15/2019		9000145632
AP00048593	00650193	$400.00	Fee - Oct 29,2019 GC Mtg	10/31/2019	930200	015	J MMY LONGM RE	Oct 29,2019 GC Mtg	10/29/2019		9000145632
AP00048669	00650220	$1,200.00	Nov 2019 Retainer	11/1/2019	930200	015	J MMY LONGM RE	Nov 2019 Retainer	11/1/2019		9000145632
AP00048797	00653270	$92.80	Exp - Nov 12,2019 Bd Mtg	11/30/2019	930200	015	J MMY LONGM RE	Nov 12,2019 Bd Mtg	11/12/2019		9000146935
AP00048797	00653284	$92.80	Exp - Nov 20,2019 GC Mtg	11/30/2019	930200	015	J MMY LONGM RE	Nov 20,2019 GC Mtg	11/20/2019		9000146935
AP00048797	00653270	$400.00	Fee - Nov 12,2019 Bd Mtg	11/30/2019	930200	015	J MMY LONGM RE	Nov 12,2019 Bd Mtg	11/12/2019		9000146935
AP00048797	00653284	$400.00	Fee - Nov 20,2019 GC Mtg	11/30/2019	930200	015	J MMY LONGM RE	Nov 20,2019 GC Mtg	11/20/2019		9000146935
AP00048942	00653254	$1,200.00	Dec 2019 Retainer	12/1/2019	930200	015	J MMY LONGM RE	Dec 2019 Retainer	12/1/2019		9000146935
AP00049051	00656539	$92.80	Exp - Dec 10,2019 Bd Mtg	12/31/2019	930200	015	J MMY LONGM RE	Dec 10,2019 Bd Mtg	12/10/2019		9000148289
AP00049051	00656539	$400.00	Fee - Dec 10,2019 Bd Mtg	12/31/2019	930200	015	J MMY LONGM RE	Dec 10,2019 Bd Mtg	12/10/2019		9000148289
AP00049051	00656554	$150.00	Fee - Dec 18,2019 GC Mtg	12/31/2019	930200	015	J MMY LONGM RE	Dec 18,2019 GC Mtg	12/18/2019		9000148289
AP00047327	00639537	$503.26	Exp - 5/29-31,2019 ACES	7/10/2019	930200	015	SALT RIVER ELECTRIC	I0007706	6/10/2019		9000141493
AP00048398	00647208	$335.24	Exp - J Longmire - ACES Mtg	9/30/2019	930200	015	SALT RIVER ELECTRIC	I0007858	9/23/2019		9000144703
AP00046165	00622717	$1,550.00	January 2019 Retainer	1/1/2019	930200	015	JODY E HUGHES	Jan 2019 Retainer	1/1/2019		9000134518
AP00046409	00625375	$1,550.00	February 2019 Retainer	2/1/2019	930200	015	JODY E HUGHES	Feb 2019 Retainer	2/1/2019		9000135886
AP00046456	00627913	$67.28	Exp - Feb 4,2019 SI Mtg	2/28/2019	930200	015	JODY E HUGHES	Feb 4,2019 SI Mtg	2/4/2019		9000136887
AP00046456	00627893	$67.28	Exp - Feb 5,2019 Bd Mtg	2/28/2019	930200	015	JODY E HUGHES	Feb 5,2019 Bd Mtg	2/5/2019		9000136887
AP00046456	00627913	$375.00	Fee - Feb 4,2019 SI Mtg	2/28/2019	930200	015	JODY E HUGHES	Feb 4,2019 SI Mtg	2/4/2019		9000136887
AP00046456	00627893	$375.00	Fee - Feb 5,2019 Bd Mtg	2/28/2019	930200	015	JODY E HUGHES	Feb 5,2019 Bd Mtg	2/5/2019		9000136887
AP00046456	00627921	$750.00	Fee - Jan 23-24,2019 Ky CFC Wo	2/28/2019	930200	015	JODY E HUGHES	Jan 23-24,2019 Ky CFC Workshop	1/24/2019		9000136887
AP00046531	00627948	$1,550.00	March 2019 Retainer	3/1/2019	930200	015	JODY E HUGHES	Mar 2019 Retainer	3/1/2019		9000136887
AP00046609	00630444	$67.28	Exp - Mar 29,2019 EC Mtg	3/31/2019	930200	015	JODY E HUGHES	Mar 29,2019 EC Mtg	3/29/2019		9000137947
AP00046609	00630435	$67.28	Exp - Mar 4,2019 SI Mtg	3/31/2019	930200	015	JODY E HUGHES	Mar 4,2019 SI Mtg	3/4/2019		9000137947
AP00046609	00630416	$67.28	Exp - Mar 5,2019 Bd Mtg	3/31/2019	930200	015	JODY E HUGHES	Mar 5,2019 Bd Mtg	3/5/2019		9000137947
AP00046609	00630444	$375.00	Fee - Mar 29,2019 EC Mtg	3/31/2019	930200	015	JODY E HUGHES	Mar 29,2019 EC Mtg	3/29/2019		9000137947
AP00046609	00630435	$375.00	Fee - Mar 4,2019 SI Mtg	3/31/2019	930200	015	JODY E HUGHES	Mar 4,2019 SI Mtg	3/4/2019		9000137947
AP00046609	00630416	$375.00	Fee - Mar 5,2019 Bd Mtg	3/31/2019	930200	015	JODY E HUGHES	Mar 5,2019 Bd Mtg	3/5/2019		9000137947
AP00046739	00630458	$1,550.00	April 2019 Retainer	4/1/2019	930200	015	JODY E HUGHES	Apr 2019 Retainer	4/1/2019		9000137947
AP00046829	00633616	$67.28	Exp - Apr 8,2019 SI Mtg	4/30/2019	930200	015	JODY E HUGHES	Apr 8,2019 SI Mtg	4/8/2019		9000139285
AP00046829	00633597	$67.28	Exp - Apr 9,2019 Bd Mtg	4/30/2019	930200	015	JODY E HUGHES	Apr 9,2019 Bd Mtg	4/9/2019		9000139285
AP00046829	00633616	$375.00	Fee - Apr 8,2019 SI Mtg	4/30/2019	930200	015	JODY E HUGHES	Apr 8,2019 SI Mtg	4/8/2019		9000139285
AP00046829	00633597	$375.00	Fee - Apr 9,2019 Bd Mtg	4/30/2019	930200	015	JODY E HUGHES	Apr 9,2019 Bd Mtg	4/9/2019		9000139285
AP00046923	00633630	$1,550.00	April 2019 Retainer	5/1/2019	930200	015	JODY E HUGHES	May 2019 Retainer	5/1/2019		9000139285
AP00047021	00636133	$67.28	Exp - May 13,2019 SI Mtg	5/31/2019	930200	015	JODY E HUGHES	May 13,2019 SI Mtg	5/13/2019		9000140302
AP00047021	00636112	$67.28	Exp - May 14,2019 Bd Mtg	5/31/2019	930200	015	JODY E HUGHES	May 14,2019 Bd Mtg	5/14/2019		9000140302
AP00047021	00636143	$67.28	Exp - May 7,2019 EC Mtg	5/31/2019	930200	015	JODY E HUGHES	May 7,2019 EC Mtg	5/7/2019		9000140302
AP00047021	00636157	$1,125.00	Fee - Apr 27-30,2019 Legislati	5/31/2019	930200	015	JODY E HUGHES	Apr 27-30,2019 Legislative Con	5/1/2019		9000140302
AP00047021	00636133	$375.00	Fee - May 13,2019 SI Mtg	5/31/2019	930200	015	JODY E HUGHES	May 13,2019 SI Mtg	5/13/2019		9000140302
AP00047021	00636112	$375.00	Fee - May 14,2019 Bd Mtg	5/31/2019	930200	015	JODY E HUGHES	May 14,2019 Bd Mtg	5/14/2019		9000140302
AP00047021	00636143	$375.00	Fee - May 7,2019 EC Mtg	5/31/2019	930200	015	JODY E HUGHES	May 7,2019 EC Mtg	5/7/2019		9000140302
AP00047054	00636096	$1,550.00	Jun 2019 Retainer	6/1/2019	930200	015	JODY E HUGHES	Jun 2019 Retainer	6/1/2019		9000140302
AP00047179	00639078	$67.28	Exp - Jun 10,2019 Bd Mtg	6/30/2019	930200	015	JODY E HUGHES	Jun 10,2019 Bd Mtg	6/10/2019		9000141373
AP00047179	00639092	$67.28	Exp - Jun 11,2019 Annual Mtg	6/30/2019	930200	015	JODY E HUGHES	Jun 11,2019 Annual Mtg	6/11/2019		9000141373
AP00047179	00639078	$375.00	Fee - Jun 10,2019 Bd Mtg	6/30/2019	930200	015	JODY E HUGHES	Jun 10,2019 Bd Mtg	6/10/2019		9000141373
AP00047179	00639092	$375.00	Fee - Jun 11,2019 Annual Mtg	6/30/2019	930200	015	JODY E HUGHES	Jun 11,2019 Annual Mtg	6/11/2019		9000141373
AP00047179	00639102	$1,125.00	Fee - May 29-31,2019 ACES Conf	6/30/2019	930200	015	JODY E HUGHES	May 29-31,2019 ACES Conf	5/31/2019		9000141373
AP00047323	00639127	$1,550.00	Jul 2019 Retainer	7/1/2019	930200	015	JODY E HUGHES	Jul 2019 Retainer	7/1/2019		9000141373
AP00047787	00642044	$67.28	Exp - Jul 8,2019 SI Mtg	7/31/2019	930200	015	JODY E HUGHES	Jul 8,2019 SI Mtg	7/8/2019		9000142638
AP00047787	00642024	$67.28	Exp - Jul 9,2019 Bd Mtg	7/31/2019	930200	015	JODY E HUGHES	Jul 9,2019 Bd Mtg	7/9/2019		9000142638

PSC DR1 Response 47b.xlsx

AP Vouchered Detail - Account 930, all applicable subaccounts

Please see Recap at the end of this AP Vouchered Detail for Schedule L2 classification totals.

Journal ID	Voucher	Amount	Description	Acctg Date	Account	Dept	Name	Invoice	Invoice Date	PO No.	Payment
AP00047787	00642055	$67.28	Exp - Jun 19,2019 EC Mtg	7/31/2019	930200	015	JODY E HUGHES	Jun 19,2019 EC Mtg	6/19/2019		9000142638
AP00047787	00642044	$375.00	Fee - Jul 8,2019 SI Mtg	7/31/2019	930200	015	JODY E HUGHES	Jul 8,2019 SI Mtg	7/8/2019		9000142638
AP00047787	00642024	$400.00	Fee - Jul 9,2019 Bd Mtg	7/31/2019	930200	015	JODY E HUGHES	Jul 9,2019 Bd Mtg	7/9/2019		9000142638
AP00047787	00642055	$375.00	Fee - Jun 19,2019 EC Mtg	7/31/2019	930200	015	JODY E HUGHES	Jun 19,2019 EC Mtg	6/19/2019		9000142638
AP00047787	00642013	$1,500.00	Fee - Jun 30-Jul 3,2019 CFC Fo	7/31/2019	930200	015	JODY E HUGHES	Jun 30-Jul 3,2019 CFC Forum	7/3/2019		9000142638
AP00048099	00642001	$1,550.00	Aug 2019 Retainer	8/1/2019	930200	015	JODY E HUGHES	Aug 2019 Retainer	8/1/2019		9000142638
AP00048161	00644548	$69.60	Exp - Aug 5-6,2019 Strategic R	8/31/2019	930200	015	JODY E HUGHES	Aug 5-6,2019 Strategic Retreat	8/6/2019		9000143597
AP00048161	00644548	$800.00	Fee - Aug 5-6,2019 Strategic R	8/31/2019	930200	015	JODY E HUGHES	Aug 5-6,2019 Strategic Retreat	8/6/2019		9000143597
AP00048158	00644502	$1,550.00	Sep 2019 Retainer	9/1/2019	930200	015	JODY E HUGHES	Sep 2019 Retainer	9/1/2019		9000143597
AP00048398	00647097	$67.28	Exp - Aug 12,2019 SI Mtg	9/30/2019	930200	015	JODY E HUGHES	Aug 12,2019 SI Mtg	8/12/2019		9000144533
AP00048398	00647117	$67.28	Exp - Aug 13,2019 Bd Mtg	9/30/2019	930200	015	JODY E HUGHES	Aug 13,2019 Bd Mtg	8/13/2019		9000144533
AP00048398	00647056	$67.28	Exp - Sep 10,2019 Bd Mtg	9/30/2019	930200	015	JODY E HUGHES	Sep 10,2019 Bd Mtg	9/10/2019		9000144533
AP00048398	00647088	$531.66	Exp - Sep 15-17,2019 ACES Risk	9/30/2019	930200	015	JODY E HUGHES	Sep 15-17,2019 ACES Risk Forum	9/17/2019		9000144533
AP00048398	00647078	$67.28	Exp - Sep 9,2019 SI Mtg	9/30/2019	930200	015	JODY E HUGHES	Sep 9,2019 SI Mtg	9/9/2019		9000144533
AP00048398	00647097	$400.00	Fee - Aug 12,2019 SI Mtg	9/30/2019	930200	015	JODY E HUGHES	Aug 12,2019 SI Mtg	8/12/2019		9000144533
AP00048398	00647117	$400.00	Fee - Aug 13,2019 Bd Mtg	9/30/2019	930200	015	JODY E HUGHES	Aug 13,2019 Bd Mtg	8/13/2019		9000144533
AP00048398	00647056	$400.00	Fee - Sep 10,2019 Bd Mtg	9/30/2019	930200	015	JODY E HUGHES	Sep 10,2019 Bd Mtg	9/10/2019		9000144533
AP00048398	00647088	$1,200.00	Fee - Sep 15-17,2019 ACES Risk	9/30/2019	930200	015	JODY E HUGHES	Sep 15-17,2019 ACES Risk Forum	9/17/2019		9000144533
AP00048398	00647078	$400.00	Fee - Sep 9,2019 SI Mtg	9/30/2019	930200	015	JODY E HUGHES	Sep 9,2019 SI Mtg	9/9/2019		9000144533
AP00048395	00647107	$1,550.00	Oct 2019 Retainer	10/1/2019	930200	015	JODY E HUGHES	Oct 2019 Retainer	10/1/2019		9000144533
AP00048593	00650206	$67.28	Exp - Oct 14,2019 SI Mtg	10/31/2019	930200	015	JODY E HUGHES	Oct 14,2019 SI Mtg	10/14/2019		9000145640
AP00048593	00650186	$67.28	Exp - Oct 15,2019 Bd Mtg	10/31/2019	930200	015	JODY E HUGHES	Oct 15,2019 Bd Mtg	10/15/2019		9000145640
AP00048593	00650213	$67.28	Exp - Oct 3-4,2019 Mine Tour	10/31/2019	930200	015	JODY E HUGHES	Oct 3-4,2019 Mine Tour	10/4/2019		9000145640
AP00048593	00650206	$400.00	Fee - Oct 14,2019 SI Mtg	10/31/2019	930200	015	JODY E HUGHES	Oct 14,2019 SI Mtg	10/14/2019		9000145640
AP00048593	00650186	$400.00	Fee - Oct 15,2019 Bd Mtg	10/31/2019	930200	015	JODY E HUGHES	Oct 15,2019 Bd Mtg	10/15/2019		9000145640
AP00048593	00650213	$800.00	Fee - Oct 3-4,2019 Mine Tour	10/31/2019	930200	015	JODY E HUGHES	Oct 3-4,2019 Mine Tour	10/4/2019		9000145640
AP00048669	00650228	$1,550.00	Nov 2019 Retainer	11/1/2019	930200	015	JODY E HUGHES	Nov 2019 Retainer	11/1/2019		9000145640
AP00048797	00653298	$67.28	Exp - Nov 11,2019 SI Mtg	11/30/2019	930200	015	JODY E HUGHES	Nov 11,2019 SI Mtg	11/11/2019		9000146943
AP00048797	00653277	$67.28	Exp - Nov 12,2019 Bd Mtg	11/30/2019	930200	015	JODY E HUGHES	Nov 12,2019 Bd Mtg	11/12/2019		9000146943
AP00048797	00653298	$400.00	Fee - Nov 11,2019 SI Mtg	11/30/2019	930200	015	JODY E HUGHES	Nov 11,2019 SI Mtg	11/11/2019		9000146943
AP00048797	00653277	$400.00	Fee - Nov 12,2019 Bd Mtg	11/30/2019	930200	015	JODY E HUGHES	Nov 12,2019 Bd Mtg	11/12/2019		9000146943
AP00048942	00653262	$1,550.00	Dec 2019 Retainer	12/1/2019	930200	015	JODY E HUGHES	Dec 2019 Retainer	12/1/2019		9000146943
AP00049051	00656547	$67.28	Exp - Dec 10,2019 Bd Mtg	12/31/2019	930200	015	JODY E HUGHES	Dec 10,2019 Bd Mtg	12/10/2019		9000148297
AP00049051	00656547	$400.00	Fee - Dec 10,2019 Bd Mtg	12/31/2019	930200	015	JODY E HUGHES	Dec 10,2019 Bd Mtg	12/10/2019		9000148297
AP00049051	00656568	$150.00	Fee - Dec 9,2019 SI Mtg	12/31/2019	930200	015	JODY E HUGHES	Dec 9,2019 SI Mtg	12/9/2019		9000148297
AP00046456	00627930	$73.08	CFC Mtg Mileage - J Hughes	2/28/2019	930200	015	BLUE GRASS ENERGY	I0000849	2/19/2019		9000137027
AP00046456	00627932	$179.91	J Hughes - CFC Wrkshp Lodging	2/28/2019	930200	015	BLUE GRASS ENERGY	I0000847	2/1/2019		9000137027
AP00047163	00638139	$1,564.57	NRECA Expenses - Jody Hughes	6/26/2019	930200	015	BLUE GRASS ENERGY	0001022	5/23/2019		9000140930
AP00047327	00639535	$733.50	Exp - May 29-31,2019 ACES	7/10/2019	930200	015	BLUE GRASS ENERGY	I0000985	6/19/2019		9000141488
AP00048126	00642251	$1,614.30	Exp - Jun 30-Jul 3,2019 CFC Fo	8/12/2019	930200	015	BLUE GRASS ENERGY	0001023	7/29/2019		9000142763
AP00048344	00644783	$60.00	Exp - Jun 30-Jul 3,2019 CFC Fo	9/9/2019	930200	015	BLUE GRASS ENERGY	10231	8/21/2019		9000143738
AP00046165	00622714	$1,950.00	January 2019 Retainer	1/1/2019	930200	015	JOSEPH H SPALD NG	Jan 2019 Retainer	1/1/2019		9000134515
AP00046251	00625357	$750.00	Fee - Jan 23-24,2019 Ky CFC Wo	1/31/2019	930200	015	JOSEPH H SPALD NG	Jan 23-24,2019 Ky CFC Workshop	1/24/2019		9000135883
AP00046409	00625372	$1,950.00	February 2019 Retainer	2/1/2019	930200	015	JOSEPH H SPALD NG	Feb 2019 Retainer	2/1/2019		9000135883
AP00046456	00627905	$92.80	Exp - Feb 4,2019 BROC Mtg	2/28/2019	930200	015	JOSEPH H SPALD NG	Feb 4,2019 BROC Mtg	2/4/2019		9000136884
AP00046456	00627890	$92.80	Exp - Feb 5,2019 Bd Mtg	2/28/2019	930200	015	JOSEPH H SPALD NG	Feb 5,2019 Bd Mtg	2/5/2019		9000136884
AP00046456	00627929	$510.88	Exp - Feb 7-8,2019 ACES Bd Mtg	2/28/2019	930200	015	JOSEPH H SPALD NG	Feb 7-8,2019 ACES Bd Mtg	2/8/2019		9000136884
AP00046456	00627922	$1,125.00	Fee - Feb 10-12,2019 NRECA Dir	2/28/2019	930200	015	JOSEPH H SPALD NG	Feb 10-12,2019 NRECA Dir Conf	2/12/2019		9000136884
AP00046456	00627905	$375.00	Fee - Feb 4,2019 BROC Mtg	2/28/2019	930200	015	JOSEPH H SPALD NG	Feb 4,2019 BROC Mtg	2/4/2019		9000136884
AP00046456	00627890	$375.00	Fee - Feb 5,2019 Bd Mtg	2/28/2019	930200	015	JOSEPH H SPALD NG	Feb 5,2019 Bd Mtg	2/5/2019		9000136884
AP00046456	00627929	$750.00	Fee - Feb 7-8,2019 ACES Bd Mtg	2/28/2019	930200	015	JOSEPH H SPALD NG	Feb 7-8,2019 ACES Bd Mtg	2/8/2019		9000136884
AP00046531	00627945	$1,950.00	March 2019 Retainer	3/1/2019	930200	015	JOSEPH H SPALD NG	Mar 2019 Retainer	3/1/2019		9000136884
AP00046609	00630442	$92.80	Exp - Mar 29,2019 EC Mtg	3/31/2019	930200	015	JOSEPH H SPALD NG	Mar 29,2019 EC Mtg	3/29/2019		9000137944
AP00046609	00630428	$92.80	Exp - Mar 4,2019 BROC Mtg	3/31/2019	930200	015	JOSEPH H SPALD NG	Mar 4,2019 BROC Mtg	3/4/2019		9000137944
AP00046609	00630413	$92.80	Exp - Mar 5,2019 Bd Mtg	3/31/2019	930200	015	JOSEPH H SPALD NG	Mar 5,2019 Bd Mtg	3/5/2019		9000137944
AP00046609	00630447	$1,500.00	Fee - Mar 10-13,2019 NRECA Ann	3/31/2019	930200	015	JOSEPH H SPALD NG	Mar 10-13,2019 NRECA Annual Mt	3/13/2019		9000137944
AP00046609	00630442	$375.00	Fee - Mar 29,2019 EC Mtg	3/31/2019	930200	015	JOSEPH H SPALD NG	Mar 29,2019 EC Mtg	3/29/2019		9000137944
AP00046609	00630428	$375.00	Fee - Mar 4,2019 BROC Mtg	3/31/2019	930200	015	JOSEPH H SPALD NG	Mar 4,2019 BROC Mtg	3/4/2019		9000137944
AP00046609	00630413	$375.00	Fee - Mar 5,2019 Bd Mtg	3/31/2019	930200	015	JOSEPH H SPALD NG	Mar 5,2019 Bd Mtg	3/5/2019		9000137944
AP00046739	00630455	$1,950.00	April 2019 Retainer	4/1/2019	930200	015	JOSEPH H SPALD NG	Apr 2019 Retainer	4/1/2019		9000137944
AP00046829	00633594	$92.80	Exp - Apr 9,2019 Bd Mtg	4/30/2019	930200	015	JOSEPH H SPALD NG	Apr 9,2019 Bd Mtg	4/9/2019		9000139282
AP00046829	00633609	$150.00	Fee - Apr 8,2019 BROC Mtg	4/30/2019	930200	015	JOSEPH H SPALD NG	Apr 8,2019 BROC Mtg	4/8/2019		9000139282

PSC DR1 Response 47b.xlsx

AP Vouchered Detail - Account 930, all applicable subaccounts

Please see Recap at the end of this AP Vouchered Detail for Schedule L2 classification totals.

Journal ID	Voucher	Amount	Description	Acctg Date	Account	Dept	Name	Invoice	Invoice Date	PO No.	Payment
AP00046829	00633594	$375.00	Fee - Apr 9,2019 Bd Mtg	4/30/2019	930200	015	JOSEPH H SPALD NG	Apr 9,2019 Bd Mtg	4/9/2019		9000139282
AP00046923	00633627	$1,950.00	April 2019 Retainer	5/1/2019	930200	015	JOSEPH H SPALD NG	May 2019 Retainer	5/1/2019		9000139282
AP00047021	00636124	$92.80	Exp - May 13,2019 BROC Mtg	5/31/2019	930200	015	JOSEPH H SPALD NG	May 13,2019 BROC Mtg	5/13/2019		9000140299
AP00047021	00636109	$92.80	Exp - May 14,2019 Bd Mtg	5/31/2019	930200	015	JOSEPH H SPALD NG	May 14,2019 Bd Mtg	5/14/2019		9000140299
AP00047021	00636148	$742.78	Exp - May 29-31,2019 ACES Conf	5/31/2019	930200	015	JOSEPH H SPALD NG	May 29-31,2019 ACES Conf	5/31/2019		9000140299
AP00047021	00636140	$92.80	Exp - May 7,2019 EC Mtg	5/31/2019	930200	015	JOSEPH H SPALD NG	May 7,2019 EC Mtg	5/7/2019		9000140299
AP00047021	00636158	$529.58	Exp - May 9,2019 ACES Bd Mtg	5/31/2019	930200	015	JOSEPH H SPALD NG	May 9,2019 ACES Bd Mtg	5/9/2019		9000140299
AP00047021	00636154	$1,125.00	Fee - Apr 28-30,2019 Legislati	5/31/2019	930200	015	JOSEPH H SPALD NG	Apr 28-30,2019 Legislative Con	5/1/2019		9000140299
AP00047021	00636124	$375.00	Fee - May 13,2019 BROC Mtg	5/31/2019	930200	015	JOSEPH H SPALD NG	May 13,2019 BROC Mtg	5/13/2019		9000140299
AP00047021	00636109	$375.00	Fee - May 14,2019 Bd Mtg	5/31/2019	930200	015	JOSEPH H SPALD NG	May 14,2019 Bd Mtg	5/14/2019		9000140299
AP00047021	00636148	$1,125.00	Fee - May 29-31,2019 ACES Conf	5/31/2019	930200	015	JOSEPH H SPALD NG	May 29-31,2019 ACES Conf	5/31/2019		9000140299
AP00047021	00636140	$375.00	Fee - May 7,2019 EC Mtg	5/31/2019	930200	015	JOSEPH H SPALD NG	May 7,2019 EC Mtg	5/7/2019		9000140299
AP00047021	00636158	$750.00	Fee - May 9,2019 ACES Bd Mtg	5/31/2019	930200	015	JOSEPH H SPALD NG	May 9,2019 ACES Bd Mtg	5/9/2019		9000140299
AP00047054	00636093	$1,950.00	Jun 2019 Retainer	6/1/2019	930200	015	JOSEPH H SPALD NG	Jun 2019 Retainer	6/1/2019		9000140299
AP00047179	00639075	$92.80	Exp - Jun 10,2019 Bd Mtg	6/30/2019	930200	015	JOSEPH H SPALD NG	Jun 10,2019 Bd Mtg	6/10/2019		9000141370
AP00047179	00639089	$92.80	Exp - Jun 11,2019 Annual Mtg	6/30/2019	930200	015	JOSEPH H SPALD NG	Jun 11,2019 Annual Mtg	6/11/2019		9000141370
AP00047179	00639103	$92.80	Exp - Jun 12,2019 Dir Orientat	6/30/2019	930200	015	JOSEPH H SPALD NG	Jun 12,2019 Dir Orientation	6/12/2019		9000141370
AP00047179	00639110	$89.32	Exp - Jun 13,2019 South KY Ann	6/30/2019	930200	015	JOSEPH H SPALD NG	Jun 13,2019 South KY Annual Mt	6/13/2019		9000141370
AP00047179	00639111	$143.84	Exp - Jun 14,2019 Owen Annual	6/30/2019	930200	015	JOSEPH H SPALD NG	Jun 14,2019 Owen Annual Mtg	6/14/2019		9000141370
AP00047179	00639098	$92.80	Exp - Jun 19,2019 EC Mtg	6/30/2019	930200	015	JOSEPH H SPALD NG	Jun 19,2019 EC Mtg	6/19/2019		9000141370
AP00047179	00639112	$150.80	Exp - Jun 20,2019 Fleming Maso	6/30/2019	930200	015	JOSEPH H SPALD NG	Jun 20,2019 Fleming Mason An M	6/20/2019		9000141370
AP00047179	00639113	$66.12	Exp - Jun 21,2019 Nolin Annual	6/30/2019	930200	015	JOSEPH H SPALD NG	Jun 21,2019 Nolin Annual Mtg	6/21/2019		9000141370
AP00047179	00639114	$77.72	Exp - Jun 27,2019 Shelby Co An	6/30/2019	930200	015	JOSEPH H SPALD NG	Jun 27,2019 Shelby Co Annual M	6/27/2019		9000141370
AP00047179	00639107	$30.16	Exp - Jun 3,2019 Salt River An	6/30/2019	930200	015	JOSEPH H SPALD NG	Jun 3,2019 Salt River Annual M	6/3/2019		9000141370
AP00047179	00639108	$116.00	Exp - Jun 5,2019 Jackson Annua	6/30/2019	930200	015	JOSEPH H SPALD NG	Jun 5,2019 Jackson Annual Mtg	6/5/2019		9000141370
AP00047179	00639109	$67.28	Exp - Jun 6,2019 Blue Grass An	6/30/2019	930200	015	JOSEPH H SPALD NG	Jun 6,2019 Blue Grass Annual M	6/6/2019		9000141370
AP00047179	00639075	$375.00	Fee - Jun 10,2019 Bd Mtg	6/30/2019	930200	015	JOSEPH H SPALD NG	Jun 10,2019 Bd Mtg	6/10/2019		9000141370
AP00047179	00639089	$375.00	Fee - Jun 11,2019 Annual Mtg	6/30/2019	930200	015	JOSEPH H SPALD NG	Jun 11,2019 Annual Mtg	6/11/2019		9000141370
AP00047179	00639103	$375.00	Fee - Jun 12,2019 Dir Orientat	6/30/2019	930200	015	JOSEPH H SPALD NG	Jun 12,2019 Dir Orientation	6/12/2019		9000141370
AP00047179	00639110	$375.00	Fee - Jun 13,2019 South KY Ann	6/30/2019	930200	015	JOSEPH H SPALD NG	Jun 13,2019 South KY Annual Mt	6/13/2019		9000141370
AP00047179	00639111	$375.00	Fee - Jun 14,2019 Owen Annual	6/30/2019	930200	015	JOSEPH H SPALD NG	Jun 14,2019 Owen Annual Mtg	6/14/2019		9000141370
AP00047179	00639098	$375.00	Fee - Jun 19,2019 EC Mtg	6/30/2019	930200	015	JOSEPH H SPALD NG	Jun 19,2019 EC Mtg	6/19/2019		9000141370
AP00047179	00639112	$375.00	Fee - Jun 20,2019 Fleming Maso	6/30/2019	930200	015	JOSEPH H SPALD NG	Jun 20,2019 Fleming Mason An M	6/20/2019		9000141370
AP00047179	00639113	$375.00	Fee - Jun 21,2019 Nolin Annual	6/30/2019	930200	015	JOSEPH H SPALD NG	Jun 21,2019 Nolin Annual Mtg	6/21/2019		9000141370
AP00047179	00639114	$375.00	Fee - Jun 27,2019 Shelby Co An	6/30/2019	930200	015	JOSEPH H SPALD NG	Jun 27,2019 Shelby Co Annual M	6/27/2019		9000141370
AP00047179	00639107	$375.00	Fee - Jun 3,2019 Salt River An	6/30/2019	930200	015	JOSEPH H SPALD NG	Jun 3,2019 Salt River Annual M	6/3/2019		9000141370
AP00047179	00639108	$375.00	Fee - Jun 5,2019 Jackson Annua	6/30/2019	930200	015	JOSEPH H SPALD NG	Jun 5,2019 Jackson Annual Mtg	6/5/2019		9000141370
AP00047179	00639109	$375.00	Fee - Jun 6,2019 Blue Grass An	6/30/2019	930200	015	JOSEPH H SPALD NG	Jun 6,2019 Blue Grass Annual M	6/6/2019		9000141370
AP00047323	00639124	$1,950.00	Jul 2019 Retainer	7/1/2019	930200	015	JOSEPH H SPALD NG	Jul 2019 Retainer	7/1/2019		9000141370
AP00047787	00642051	$71.92	Exp - Jul 11,2019 Farmers Annu	7/31/2019	930200	015	JOSEPH H SPALD NG	Jul 11,2019 Farmers Annual Mtg	7/11/2019		9000142635
AP00047787	00642052	$33.64	Exp - Jul 12,2019 Taylor Co An	7/31/2019	930200	015	JOSEPH H SPALD NG	Jul 12,2019 Taylor Co Annual M	7/12/2019		9000142635
AP00047787	00642038	$92.80	Exp - Jul 8,2019 BROC Mtg	7/31/2019	930200	015	JOSEPH H SPALD NG	Jul 8,2019 BROC Mtg	7/8/2019		9000142635
AP00047787	00642021	$92.80	Exp - Jul 9,2019 Bd Mtg	7/31/2019	930200	015	JOSEPH H SPALD NG	Jul 9,2019 Bd Mtg	7/9/2019		9000142635
AP00047787	00642051	$400.00	Fee - Jul 11,2019 Farmers Annu	7/31/2019	930200	015	JOSEPH H SPALD NG	Jul 11,2019 Farmers Annual Mtg	7/11/2019		9000142635
AP00047787	00642052	$400.00	Fee - Jul 12,2019 Taylor Co An	7/31/2019	930200	015	JOSEPH H SPALD NG	Jul 12,2019 Taylor Co Annual M	7/12/2019		9000142635
AP00047787	00642038	$375.00	Fee - Jul 8,2019 BROC Mtg	7/31/2019	930200	015	JOSEPH H SPALD NG	Jul 8,2019 BROC Mtg	7/8/2019		9000142635
AP00047787	00642021	$400.00	Fee - Jul 9,2019 Bd Mtg	7/31/2019	930200	015	JOSEPH H SPALD NG	Jul 9,2019 Bd Mtg	7/9/2019		9000142635
AP00047787	00642010	$1,500.00	Fee - Jun 30-Jul 3,2019 CFC Fo	7/31/2019	930200	015	JOSEPH H SPALD NG	Jun 30-Jul 3,2019 CFC Forum	7/3/2019		9000142635
AP00048099	00641998	$1,950.00	Aug 2019 Retainer	8/1/2019	930200	015	JOSEPH H SPALD NG	Aug 2019 Retainer	8/1/2019		9000142635
AP00048161	00644532	$92.80	Exp - Aug 12,2019 BROC Mtg	8/31/2019	930200	015	JOSEPH H SPALD NG	Aug 12,2019 BROC Mtg	8/12/2019		9000143594
AP00048161	00644516	$92.80	Exp - Aug 13,2019 Bd Mtg	8/31/2019	930200	015	JOSEPH H SPALD NG	Aug 13,2019 Bd Mtg	8/13/2019		9000143594
AP00048161	00644545	$77.72	Exp - Aug 5-6,2019 Strategic R	8/31/2019	930200	015	JOSEPH H SPALD NG	Aug 5-6,2019 Strategic Retreat	8/6/2019		9000143594
AP00048161	00644557	$423.02	Exp - Aug 8-9,2019 ACES Bd Mtg	8/31/2019	930200	015	JOSEPH H SPALD NG	Aug 8-9,2019 ACES Bd Mtg	8/9/2019		9000143594
AP00048161	00644532	$400.00	Fee - Aug 12,2019 BROC Mtg	8/31/2019	930200	015	JOSEPH H SPALD NG	Aug 12,2019 BROC Mtg	8/12/2019		9000143594
AP00048161	00644516	$400.00	Fee - Aug 13,2019 Bd Mtg	8/31/2019	930200	015	JOSEPH H SPALD NG	Aug 13,2019 Bd Mtg	8/13/2019		9000143594
AP00048161	00644545	$800.00	Fee - Aug 5-6,2019 Strategic R	8/31/2019	930200	015	JOSEPH H SPALD NG	Aug 5-6,2019 Strategic Retreat	8/6/2019		9000143594
AP00048161	00644557	$800.00	Fee - Aug 8-9,2019 ACES Bd Mtg	8/31/2019	930200	015	JOSEPH H SPALD NG	Aug 8-9,2019 ACES Bd Mtg	8/9/2019		9000143594
AP00048158	00644499	$1,950.00	Sep 2019 Retainer	9/1/2019	930200	015	JOSEPH H SPALD NG	Sep 2019 Retainer	9/1/2019		9000143594
AP00048398	00647116	$92.80	Exp - Sep 10,2019 Bd Mtg	9/30/2019	930200	015	JOSEPH H SPALD NG	Sep 10,2019 Bd Mtg	9/10/2019		9000144530
AP00048398	00647094	$34.80	Exp - Sep 6,2019 Econ Dev Mtg	9/30/2019	930200	015	JOSEPH H SPALD NG	Sep 6,2019 Econ Dev Mtg	9/6/2019		9000144530
AP00048398	00647069	$92.80	Exp - Sep 9,2019 BROC Mtg	9/30/2019	930200	015	JOSEPH H SPALD NG	Sep 9,2019 BROC Mtg	9/9/2019		9000144530
AP00048398	00647116	$400.00	Fee - Sep 10,2019 Bd Mtg	9/30/2019	930200	015	JOSEPH H SPALD NG	Sep 10,2019 Bd Mtg	9/10/2019		9000144530

PSC DR1 Response 47b.xlsx

AP Vouchered Detail - Account 930, all applicable subaccounts

Please see Recap at the end of this AP Vouchered Detail for Schedule L2 classification totals.

Journal ID	Voucher	Amount	Description	Acctg Date	Account	Dept	Name	Invoice	Invoice Date	PO No.	Payment
AP00048398	00647094	$400.00	Fee - Sep 6,2019 Econ Dev Mtg	9/30/2019	930200	015	JOSEPH H SPALD NG	Sep 6,2019 Econ Dev Mtg	9/6/2019		9000144530
AP00048398	00647069	$400.00	Fee - Sep 9,2019 BROC Mtg	9/30/2019	930200	015	JOSEPH H SPALD NG	Sep 9,2019 BROC Mtg	9/9/2019		9000144530
AP00048395	00647104	$1,950.00	Oct 2019 Retainer	10/1/2019	930200	015	JOSEPH H SPALD NG	Oct 2019 Retainer	10/1/2019		9000144530
AP00048593	00650200	$92.80	Exp - Oct 14,2019 BROC Mtg	10/31/2019	930200	015	JOSEPH H SPALD NG	Oct 14,2019 BROC Mtg	10/14/2019		9000145637
AP00048593	00650183	$92.80	Exp - Oct 15,2019 Bd Mtg	10/31/2019	930200	015	JOSEPH H SPALD NG	Oct 15,2019 Bd Mtg	10/15/2019		9000145637
AP00048593	00650194	$92.80	Exp - Oct 29,2019 GC Mtg	10/31/2019	930200	015	JOSEPH H SPALD NG	Oct 29,2019 GC Mtg	10/29/2019		9000145637
AP00048593	00650210	$92.80	Exp - Oct 3-4,2019 Mine Tour	10/31/2019	930200	015	JOSEPH H SPALD NG	Oct 3-4,2019 Mine Tour	10/4/2019		9000145637
AP00048593	00650200	$400.00	Fee - Oct 14,2019 BROC Mtg	10/31/2019	930200	015	JOSEPH H SPALD NG	Oct 14,2019 BROC Mtg	10/14/2019		9000145637
AP00048593	00650183	$400.00	Fee - Oct 15,2019 Bd Mtg	10/31/2019	930200	015	JOSEPH H SPALD NG	Oct 15,2019 Bd Mtg	10/15/2019		9000145637
AP00048593	00650194	$400.00	Fee - Oct 29,2019 GC Mtg	10/31/2019	930200	015	JOSEPH H SPALD NG	Oct 29,2019 GC Mtg	10/29/2019		9000145637
AP00048593	00650210	$800.00	Fee - Oct 3-4,2019 Mine Tour	10/31/2019	930200	015	JOSEPH H SPALD NG	Oct 3-4,2019 Mine Tour	10/4/2019		9000145637
AP00048593	00650218	$800.00	Fee - Oct 9-10,2019 NRECA Reg	10/31/2019	930200	015	JOSEPH H SPALD NG	Oct 9-10,2019 NRECA Reg 2&3 Mt	10/10/2019		9000145637
AP00048669	00650225	$1,950.00	Nov 2019 Retainer	11/1/2019	930200	015	JOSEPH H SPALD NG	Nov 2019 Retainer	11/1/2019		9000145637
AP00048797	00653291	$92.80	Exp - Nov 11,2019 BROC Mtg	11/30/2019	930200	015	JOSEPH H SPALD NG	Nov 11,2019 BROC Mtg	11/11/2019		9000146940
AP00048797	00653274	$92.80	Exp - Nov 12,2019 Bd Mtg	11/30/2019	930200	015	JOSEPH H SPALD NG	Nov 12,2019 Bd Mtg	11/12/2019		9000146940
AP00048797	00653306	$386.51	Exp - Nov 14-15,2019 ACES Bd M	11/30/2019	930200	015	JOSEPH H SPALD NG	Nov 14-15,2019 ACES Bd Mtg	11/15/2019		9000146940
AP00048797	00653291	$400.00	Fee - Nov 11,2019 BROC Mtg	11/30/2019	930200	015	JOSEPH H SPALD NG	Nov 11,2019 BROC Mtg	11/11/2019		9000146940
AP00048797	00653274	$400.00	Fee - Nov 12,2019 Bd Mtg	11/30/2019	930200	015	JOSEPH H SPALD NG	Nov 12,2019 Bd Mtg	11/12/2019		9000146940
AP00048797	00653306	$800.00	Fee - Nov 14-15,2019 ACES Bd M	11/30/2019	930200	015	JOSEPH H SPALD NG	Nov 14-15,2019 ACES Bd Mtg	11/15/2019		9000146940
AP00048797	00653305	$800.00	Fee - Nov 18-19,2019 KAEC Annu	11/30/2019	930200	015	JOSEPH H SPALD NG	Nov 18-19,2019 KAEC Annual Mtg	11/19/2019		9000146940
AP00048942	00653259	$1,950.00	Dec 2019 Retainer	12/1/2019	930200	015	JOSEPH H SPALD NG	Dec 2019 Retainer	12/1/2019		9000146940
AP00049051	00656544	$92.80	Exp - Dec 10,2019 Bd Mtg	12/31/2019	930200	015	JOSEPH H SPALD NG	Dec 10,2019 Bd Mtg	12/10/2019		9000148294
AP00049051	00656561	$92.80	Exp - Dec 9,2019 BROC Mtg	12/31/2019	930200	015	JOSEPH H SPALD NG	Dec 9,2019 BROC Mtg	12/9/2019		9000148294
AP00049051	00656544	$400.00	Fee - Dec 10,2019 Bd Mtg	12/31/2019	930200	015	JOSEPH H SPALD NG	Dec 10,2019 Bd Mtg	12/10/2019		9000148294
AP00049051	00656561	$400.00	Fee - Dec 9,2019 BROC Mtg	12/31/2019	930200	015	JOSEPH H SPALD NG	Dec 9,2019 BROC Mtg	12/9/2019		9000148294
AP00046251	00625384	$5,336.23	2018 Exp - J Spalding	1/31/2019	930200	015	NTER COUNTY ENERGY	20180101	1/1/2019		9000136003
AP00046456	00627931	$311.10	Airfare - Directors Conf	2/28/2019	930200	015	NTER COUNTY ENERGY	2019001	2/6/2019		9000137023
AP00046456	00627931	$705.00	NRECA 2019 Annual Mtg Reg	2/28/2019	930200	015	NTER COUNTY ENERGY	2019001	2/6/2019		9000137023
AP00046456	00627931	$975.00	NRECA Dir Conf Reg-J Spalding	2/28/2019	930200	015	NTER COUNTY ENERGY	2019001	2/6/2019		9000137023
AP00046778	00630891	$285.47	Exp - CFC - J Spalding	4/9/2019	930200	015	NTER COUNTY ENERGY	2019002	2/28/2019		9000138091
AP00046778	00630891	$1,038.84	Exp - NRECA - J Spalding	4/9/2019	930200	015	NTER COUNTY ENERGY	2019002	2/28/2019		9000138091
AP00046829	00633696	$1,391.95	Exp - J Spalding Exp NRECA An	4/30/2019	930200	015	NTER COUNTY ENERGY	2019003	4/1/2019		9000139114
AP00047163	00638138	$390.60	NRECA CFC - Joseph Spalding	6/26/2019	930200	015	NTER COUNTY ENERGY	2019005A	5/30/2019		9000140925
AP00047163	00638137	$424.17	NRECA Exp - J Spalding	6/26/2019	930200	015	NTER COUNTY ENERGY	2019005	5/1/2019		9000140925
AP00047163	00638138	$1,025.91	NRECA Expenses - Joseph Spaldi	6/26/2019	930200	015	NTER COUNTY ENERGY	2019005A	5/30/2019		9000140925
AP00048344	00644776	$872.44	Exp - Jun 30-Jul 3,2019 CFC Fo	9/9/2019	930200	015	NTER COUNTY ENERGY	2019006	7/30/2019		9000143731
AP00048344	00644785	$465.00	NRECA Region 2 & 3 Mtg	9/9/2019	930200	015	NTER COUNTY ENERGY	2019008	8/27/2019		9000143731
AP00048797	00653345	$642.29	Exp-NRECA Reg 2&3-J Spalding	11/30/2019	930200	015	NTER COUNTY ENERGY	20190010	10/29/2019		9000147044
AP00046165	00622713	$1,200.00	January 2019 Retainer	1/1/2019	930200	015	KEN ARR NGTON	Jan 2019 Retainer	1/1/2019		9000134514
AP00046251	00625356	$279.56	Exp - Jan 23-24,2019 Ky CFC Wo	1/31/2019	930200	015	KEN ARR NGTON	Jan 23-24,2019 Ky CFC Workshop	1/24/2019		9000135882
AP00046251	00625356	$750.00	Fee - Jan 23-24,2019 Ky CFC Wo	1/31/2019	930200	015	KEN ARR NGTON	Jan 23-24,2019 Ky CFC Workshop	1/24/2019		9000135882
AP00046409	00625371	$1,200.00	February 2019 Retainer	2/1/2019	930200	015	KEN ARR NGTON	Feb 2019 Retainer	2/1/2019		9000135882
AP00046531	00627944	$1,200.00	March 2019 Retainer	3/1/2019	930200	015	KEN ARR NGTON	Mar 2019 Retainer	3/1/2019		9000136883
AP00046739	00630454	$1,200.00	April 2019 Retainer	4/1/2019	930200	015	KEN ARR NGTON	Apr 2019 Retainer	4/1/2019		9000137943
AP00046923	00633626	$1,200.00	April 2019 Retainer	5/1/2019	930200	015	KEN ARR NGTON	May 2019 Retainer	5/1/2019		9000139281
AP00047021	00636132	$174.00	Exp - May 13,2019 SI Mtg	5/31/2019	930200	015	KEN ARR NGTON	May 13,2019 SI Mtg	5/13/2019		9000140298
AP00047021	00636132	$375.00	Fee - May 13,2019 SI Mtg	5/31/2019	930200	015	KEN ARR NGTON	May 13,2019 SI Mtg	5/13/2019		9000140298
AP00047021	00636108	$375.00	Fee - May 14,2019 Bd Mtg	5/31/2019	930200	015	KEN ARR NGTON	May 14,2019 Bd Mtg	5/14/2019		9000140298
AP00047054	00636092	$1,200.00	Jun 2019 Retainer	6/1/2019	930200	015	KEN ARR NGTON	Jun 2019 Retainer	6/1/2019		9000140298
AP00047179	00639074	$174.00	Exp - Jun 10-11,2019 Bd/Annual	6/30/2019	930200	015	KEN ARR NGTON	Jun 10-11,2019 Bd/Annual Mtg	6/11/2019		9000141369
AP00047179	00639074	$750.00	Fee - Jun 10-11,2019 Bd/Annual	6/30/2019	930200	015	KEN ARR NGTON	Jun 10-11,2019 Bd/Annual Mtg	6/11/2019		9000141369
AP00046251	00625382	$25.13	Dec 10,2018 Meal - K Arrington	1/31/2019	930200	015	GRAYSON RECC	3874	1/18/2019		9000135997
AP00046778	00630881	$228.75	Exp - Jan 23-24,2019 K Arringt	4/9/2019	930200	015	GRAYSON RECC	3435	2/26/2019		9000138087
AP00047163	00638143	$31.33	Exp - May 13,2019 Bd Mtg	6/26/2019	930200	015	GRAYSON RECC	3871	6/3/2019		9000140919
AP00046210	00622846	$126.52	Rm Chg - Arrington,Ken	1/9/2019	930200	015	HOMEWOOD SUITES LLC	35340	12/13/2018		9000134726
AP00046415	00626276	$126.52	Rm Chg - Arrington,Ken	2/20/2019	930200	015	HOMEWOOD SUITES LLC	35351	2/6/2019		9000136267
AP00046965	00635141	$126.52	Rm Chg - K Arrington	5/29/2019	930200	015	HOMEWOOD SUITES LLC	35409	5/16/2019		9000139949
AP00046165	00622715	$1,550.00	January 2019 Retainer	1/1/2019	930200	015	OLIVER L CORNETT	Jan 2019 Retainer	1/1/2019		9000134516
AP00046251	00625358	$431.69	Exp - Jan 23-24,2019 Ky CFC Wo	1/31/2019	930200	015	OLIVER L CORNETT	Jan 23-24,2019 Ky CFC Workshop	1/24/2019		9000135884
AP00046251	00625358	$750.00	Fee - Jan 23-24,2019 Ky CFC Wo	1/31/2019	930200	015	OLIVER L CORNETT	Jan 23-24,2019 Ky CFC Workshop	1/24/2019		9000135884
AP00046409	00625373	$1,550.00	February 2019 Retainer	2/1/2019	930200	015	OLIVER L CORNETT	Feb 2019 Retainer	2/1/2019		9000135884
AP00046456	00627906	$98.60	Exp - Feb 4,2019 BROC Mtg	2/28/2019	930200	015	OLIVER L CORNETT	Feb 4,2019 BROC Mtg	2/4/2019		9000136885

PSC DR1 Response 47b.xlsx

AP Vouchered Detail - Account 930, all applicable subaccounts

Please see Recap at the end of this AP Vouchered Detail for Schedule L2 classification totals.

Journal ID	Voucher	Amount	Description	Acctg Date	Account	Dept	Name	Invoice	Invoice Date	PO No.	Payment
AP00046456	00627891	$103.24	Exp - Feb 5,2019 Bd Mtg	2/28/2019	930200	015	OLIVER L CORNETT	Feb 5,2019 Bd Mtg	2/5/2019		9000136885
AP00046456	00627923	$1,500.00	Fee - Feb 10-12,2019 NRECA Dir	2/28/2019	930200	015	OLIVER L CORNETT	Feb 9-13,2019 NRECA Dir Conf	2/13/2019		9000136885
AP00046456	00627917	$150.00	Fee - Feb 27,2019 AC Mtg	2/28/2019	930200	015	OLIVER L CORNETT	Feb 27,2019 AC Mtg	2/27/2019		9000136885
AP00046456	00627906	$375.00	Fee - Feb 4,2019 BROC Mtg	2/28/2019	930200	015	OLIVER L CORNETT	Feb 4,2019 BROC Mtg	2/4/2019		9000136885
AP00046456	00627891	$375.00	Fee - Feb 5,2019 Bd Mtg	2/28/2019	930200	015	OLIVER L CORNETT	Feb 5,2019 Bd Mtg	2/5/2019		9000136885
AP00046531	00627946	$1,550.00	March 2019 Retainer	3/1/2019	930200	015	OLIVER L CORNETT	Mar 2019 Retainer	3/1/2019		9000136885
AP00046609	00630439	$98.60	Exp - Mar 26,2019 AC Mtg	3/31/2019	930200	015	OLIVER L CORNETT	Mar 26,2019 AC Mtg	3/26/2019		9000137945
AP00046609	00630443	$98.60	Exp - Mar 29,2019 EC Mtg	3/31/2019	930200	015	OLIVER L CORNETT	Mar 29,2019 EC Mtg	3/29/2019		9000137945
AP00046609	00630429	$98.60	Exp - Mar 4,2019 BROC Mtg	3/31/2019	930200	015	OLIVER L CORNETT	Mar 4,2019 BROC Mtg	3/4/2019		9000137945
AP00046609	00630414	$98.60	Exp - Mar 5,2019 Bd Mtg	3/31/2019	930200	015	OLIVER L CORNETT	Mar 5,2019 Bd Mtg	3/5/2019		9000137945
AP00046609	00630439	$375.00	Fee - Mar 26,2019 AC Mtg	3/31/2019	930200	015	OLIVER L CORNETT	Mar 26,2019 AC Mtg	3/26/2019		9000137945
AP00046609	00630443	$375.00	Fee - Mar 29,2019 EC Mtg	3/31/2019	930200	015	OLIVER L CORNETT	Mar 29,2019 EC Mtg	3/29/2019		9000137945
AP00046609	00630429	$375.00	Fee - Mar 4,2019 BROC Mtg	3/31/2019	930200	015	OLIVER L CORNETT	Mar 4,2019 BROC Mtg	3/4/2019		9000137945
AP00046609	00630414	$375.00	Fee - Mar 5,2019 Bd Mtg	3/31/2019	930200	015	OLIVER L CORNETT	Mar 5,2019 Bd Mtg	3/5/2019		9000137945
AP00046739	00630456	$1,550.00	April 2019 Retainer	4/1/2019	930200	015	OLIVER L CORNETT	Apr 2019 Retainer	4/1/2019		9000137945
AP00046829	00633610	$98.60	Exp - Apr 8,2019 BROC Mtg	4/30/2019	930200	015	OLIVER L CORNETT	Apr 8,2019 BROC Mtg	4/8/2019		9000139283
AP00046829	00633595	$98.60	Exp - Apr 9,2019 Bd Mtg	4/30/2019	930200	015	OLIVER L CORNETT	Apr 9,2019 Bd Mtg	4/9/2019		9000139283
AP00046829	00633610	$375.00	Fee - Apr 8,2019 BROC Mtg	4/30/2019	930200	015	OLIVER L CORNETT	Apr 8,2019 BROC Mtg	4/8/2019		9000139283
AP00046829	00633595	$375.00	Fee - Apr 9,2019 Bd Mtg	4/30/2019	930200	015	OLIVER L CORNETT	Apr 9,2019 Bd Mtg	4/9/2019		9000139283
AP00046923	00633628	$1,550.00	April 2019 Retainer	5/1/2019	930200	015	OLIVER L CORNETT	May 2019 Retainer	5/1/2019		9000139283
AP00047021	00636125	$99.76	Exp - May 13,2019 BROC Mtg	5/31/2019	930200	015	OLIVER L CORNETT	May 13,2019 BROC Mtg	5/13/2019		9000140300
AP00047021	00636110	$99.76	Exp - May 14,2019 Bd Mtg	5/31/2019	930200	015	OLIVER L CORNETT	May 14,2019 Bd Mtg	5/14/2019		9000140300
AP00047021	00636137	$99.76	Exp - May 23,2019 AC Mtg	5/31/2019	930200	015	OLIVER L CORNETT	May 23,2019 AC Mtg	5/13/2019		9000140300
AP00047021	00636149	$1,027.09	Exp - May 29-31,2019 ACES Conf	5/31/2019	930200	015	OLIVER L CORNETT	May 29-31,2019 ACES Conf	5/31/2019		9000140300
AP00047021	00636141	$98.60	Exp - May 7,2019 EC Mtg	5/31/2019	930200	015	OLIVER L CORNETT	May 7,2019 EC Mtg	5/7/2019		9000140300
AP00047021	00636155	$1,125.00	Fee - Apr 29-May 1,2019 Legisl	5/31/2019	930200	015	OLIVER L CORNETT	Apr 29-May 1,2019 Legislative	5/1/2019		9000140300
AP00047021	00636125	$375.00	Fee - May 13,2019 BROC Mtg	5/31/2019	930200	015	OLIVER L CORNETT	May 13,2019 BROC Mtg	5/13/2019		9000140300
AP00047021	00636110	$375.00	Fee - May 14,2019 Bd Mtg	5/31/2019	930200	015	OLIVER L CORNETT	May 14,2019 Bd Mtg	5/14/2019		9000140300
AP00047021	00636137	$375.00	Fee - May 23,2019 AC Mtg	5/31/2019	930200	015	OLIVER L CORNETT	May 23,2019 AC Mtg	5/13/2019		9000140300
AP00047021	00636149	$1,125.00	Fee - May 29-31,2019 ACES Conf	5/31/2019	930200	015	OLIVER L CORNETT	May 29-31,2019 ACES Conf	5/31/2019		9000140300
AP00047021	00636141	$375.00	Fee - May 7,2019 EC Mtg	5/31/2019	930200	015	OLIVER L CORNETT	May 7,2019 EC Mtg	5/7/2019		9000140300
AP00047054	00636094	$1,550.00	Jun 2019 Retainer	6/1/2019	930200	015	OLIVER L CORNETT	Jun 2019 Retainer	6/1/2019		9000140300
AP00047179	00639076	$99.76	Exp - Jun 10,2019 Bd Mtg	6/30/2019	930200	015	OLIVER L CORNETT	Jun 10,2019 Bd Mtg	6/10/2019		9000141371
AP00047179	00639090	$99.76	Exp - Jun 11,2019 Annual Mtg	6/30/2019	930200	015	OLIVER L CORNETT	Jun 11,2019 Annual Mtg	6/11/2019		9000141371
AP00047179	00639099	$99.76	Exp - Jun 19,2019 EC Mtg	6/30/2019	930200	015	OLIVER L CORNETT	Jun 19,2019 EC Mtg	6/19/2019		9000141371
AP00047179	00639076	$375.00	Fee - Jun 10,2019 Bd Mtg	6/30/2019	930200	015	OLIVER L CORNETT	Jun 10,2019 Bd Mtg	6/10/2019		9000141371
AP00047179	00639090	$375.00	Fee - Jun 11,2019 Annual Mtg	6/30/2019	930200	015	OLIVER L CORNETT	Jun 11,2019 Annual Mtg	6/11/2019		9000141371
AP00047179	00639099	$375.00	Fee - Jun 19,2019 EC Mtg	6/30/2019	930200	015	OLIVER L CORNETT	Jun 19,2019 EC Mtg	6/19/2019		9000141371
AP00047323	00639125	$1,550.00	Jul 2019 Retainer	7/1/2019	930200	015	OLIVER L CORNETT	Jul 2019 Retainer	7/1/2019		9000141371
AP00047787	00642039	$99.76	Exp - Jul 8,2019 BROC Mtg	7/31/2019	930200	015	OLIVER L CORNETT	Jul 8,2019 BROC Mtg	7/8/2019		9000142636
AP00047787	00642022	$99.76	Exp - Jul 9,2019 Bd Mtg	7/31/2019	930200	015	OLIVER L CORNETT	Jul 9,2019 Bd Mtg	7/9/2019		9000142636
AP00047787	00642039	$375.00	Fee - Jul 8,2019 BROC Mtg	7/31/2019	930200	015	OLIVER L CORNETT	Jul 8,2019 BROC Mtg	7/8/2019		9000142636
AP00047787	00642022	$400.00	Fee - Jul 9,2019 Bd Mtg	7/31/2019	930200	015	OLIVER L CORNETT	Jul 9,2019 Bd Mtg	7/9/2019		9000142636
AP00047787	00642011	$1,500.00	Fee - Jun 30-Jul 3,2019 CFC Fo	7/31/2019	930200	015	OLIVER L CORNETT	Jun 30-Jul 3,2019 CFC Forum	7/3/2019		9000142636
AP00048099	00641999	$1,550.00	Aug 2019 Retainer	8/1/2019	930200	015	OLIVER L CORNETT	Aug 2019 Retainer	8/1/2019		9000142636
AP00048161	00644533	$99.76	Exp - Aug 12,2019 BROC Mtg	8/31/2019	930200	015	OLIVER L CORNETT	Aug 12,2019 BROC Mtg	8/12/2019		9000143595
AP00048161	00644517	$99.76	Exp - Aug 13,2019 Bd Mtg	8/31/2019	930200	015	OLIVER L CORNETT	Aug 13,2019 Bd Mtg	8/13/2019		9000143595
AP00048161	00644546	$98.60	Exp - Aug 5-6,2019 Strategic R	8/31/2019	930200	015	OLIVER L CORNETT	Aug 5-6,2019 Strategic Retreat	8/6/2019		9000143595
AP00048161	00644533	$400.00	Fee - Aug 12,2019 BROC Mtg	8/31/2019	930200	015	OLIVER L CORNETT	Aug 12,2019 BROC Mtg	8/12/2019		9000143595
AP00048161	00644517	$400.00	Fee - Aug 13,2019 Bd Mtg	8/31/2019	930200	015	OLIVER L CORNETT	Aug 13,2019 Bd Mtg	8/13/2019		9000143595
AP00048161	00644546	$800.00	Fee - Aug 5-6,2019 Strategic R	8/31/2019	930200	015	OLIVER L CORNETT	Aug 5-6,2019 Strategic Retreat	8/6/2019		9000143595
AP00048158	00644500	$1,550.00	Sep 2019 Retainer	9/1/2019	930200	015	OLIVER L CORNETT	Sep 2019 Retainer	9/1/2019		9000143595
AP00048398	00647054	$99.76	Exp - Sep 10,2019 Bd Mtg	9/30/2019	930200	015	OLIVER L CORNETT	Sep 10,2019 Bd Mtg	9/10/2019		9000144531
AP00048398	00647087	$684.04	Exp - Sep 15-17,2019 ACES Risk	9/30/2019	930200	015	OLIVER L CORNETT	Sep 15-17,2019 ACES Risk Forum	9/17/2019		9000144531
AP00048398	00647082	$99.76	Exp - Sep 4,2019 AC Mtg	9/30/2019	930200	015	OLIVER L CORNETT	Sep 4,2019 AC Mtg	9/4/2019		9000144531
AP00048398	00647070	$99.76	Exp - Sep 9,2019 BROC Mtg	9/30/2019	930200	015	OLIVER L CORNETT	Sep 9,2019 BROC Mtg	9/9/2019		9000144531
AP00048398	00647054	$400.00	Fee - Sep 10,2019 Bd Mtg	9/30/2019	930200	015	OLIVER L CORNETT	Sep 10,2019 Bd Mtg	9/10/2019		9000144531
AP00048398	00647087	$1,200.00	Fee - Sep 15-17,2019 ACES Risk	9/30/2019	930200	015	OLIVER L CORNETT	Sep 15-17,2019 ACES Risk Forum	9/17/2019		9000144531
AP00048398	00647082	$400.00	Fee - Sep 4,2019 AC Mtg	9/30/2019	930200	015	OLIVER L CORNETT	Sep 4,2019 AC Mtg	9/4/2019		9000144531
AP00048398	00647070	$400.00	Fee - Sep 9,2019 BROC Mtg	9/30/2019	930200	015	OLIVER L CORNETT	Sep 9,2019 BROC Mtg	9/9/2019		9000144531
AP00048395	00647105	$1,550.00	Oct 2019 Retainer	10/1/2019	930200	015	OLIVER L CORNETT	Oct 2019 Retainer	10/1/2019		9000144531
AP00048593	00650201	$99.76	Exp - Oct 14,2019 BROC Mtg	10/31/2019	930200	015	OLIVER L CORNETT	Oct 14,2019 BROC Mtg	10/14/2019		9000145638

PSC DR1 Response 47b.xlsx

AP Vouchered Detail - Account 930, all applicable subaccounts

Please see Recap at the end of this AP Vouchered Detail for Schedule L2 classification totals.

Journal ID	Voucher	Amount	Description	Acctg Date	Account	Dept	Name	Invoice	Invoice Date	PO No.	Payment
AP00048593	00650184	$108.46	Exp - Oct 15,2019 Bd Mtg	10/31/2019	930200	015	OLIVER L CORNETT	Oct 15,2019 Bd Mtg	10/15/2019		9000145638
AP00048593	00650211	$99.76	Exp - Oct 3-4,2019 Mine Tour	10/31/2019	930200	015	OLIVER L CORNETT	Oct 3-4,2019 Mine Tour	10/4/2019		9000145638
AP00048593	00650201	$400.00	Fee - Oct 14,2019 BROC Mtg	10/31/2019	930200	015	OLIVER L CORNETT	Oct 14,2019 BROC Mtg	10/14/2019		9000145638
AP00048593	00650184	$400.00	Fee - Oct 15,2019 Bd Mtg	10/31/2019	930200	015	OLIVER L CORNETT	Oct 15,2019 Bd Mtg	10/15/2019		9000145638
AP00048593	00650211	$800.00	Fee - Oct 3-4,2019 Mine Tour	10/31/2019	930200	015	OLIVER L CORNETT	Oct 3-4,2019 Mine Tour	10/4/2019		9000145638
AP00048669	00650226	$1,550.00	Nov 2019 Retainer	11/1/2019	930200	015	OLIVER L CORNETT	Nov 2019 Retainer	11/1/2019		9000145638
AP00048797	00653292	$99.76	Exp - Nov 11,2019 BROC Mtg	11/30/2019	930200	015	OLIVER L CORNETT	Nov 11,2019 BROC Mtg	11/11/2019		9000146941
AP00048797	00653275	$117.16	Exp - Nov 12,2019 Bd Mtg	11/30/2019	930200	015	OLIVER L CORNETT	Nov 12,2019 Bd Mtg	11/12/2019		9000146941
AP00048797	00653302	$99.76	Exp - Nov 14,2019 AC Mtg	11/30/2019	930200	015	OLIVER L CORNETT	Nov 14,2019 AC Mtg	11/14/2019		9000146941
AP00048797	00653292	$400.00	Fee - Nov 11,2019 BROC Mtg	11/30/2019	930200	015	OLIVER L CORNETT	Nov 11,2019 BROC Mtg	11/11/2019		9000146941
AP00048797	00653275	$400.00	Fee - Nov 12,2019 Bd Mtg	11/30/2019	930200	015	OLIVER L CORNETT	Nov 12,2019 Bd Mtg	11/12/2019		9000146941
AP00048797	00653302	$400.00	Fee - Nov 14,2019 AC Mtg	11/30/2019	930200	015	OLIVER L CORNETT	Nov 14,2019 AC Mtg	11/14/2019		9000146941
AP00048942	00653260	$1,550.00	Dec 2019 Retainer	12/1/2019	930200	015	OLIVER L CORNETT	Dec 2019 Retainer	12/1/2019		9000146941
AP00049051	00656545	$99.76	Exp - Dec 10,2019 Bd Mtg	12/31/2019	930200	015	OLIVER L CORNETT	Dec 10,2019 Bd Mtg	12/10/2019		9000148295
AP00049051	00656562	$99.76	Exp - Dec 9,2019 BROC Mtg	12/31/2019	930200	015	OLIVER L CORNETT	Dec 9,2019 BROC Mtg	12/9/2019		9000148295
AP00049051	00656545	$400.00	Fee - Dec 10,2019 Bd Mtg	12/31/2019	930200	015	OLIVER L CORNETT	Dec 10,2019 Bd Mtg	12/10/2019		9000148295
AP00049051	00656562	$400.00	Fee - Dec 9,2019 BROC Mtg	12/31/2019	930200	015	OLIVER L CORNETT	Dec 9,2019 BROC Mtg	12/9/2019		9000148295
AP00046778	00630878	$2,438.73	Exp - Feb 9-12,2019 L Cornett	4/9/2019	930200	015	JACKSON ENERGY COOP	21082647	3/8/2019		9000138103
AP00047163	00638140	$1,741.51	NRECA Expenses - L Cornett	6/26/2019	930200	015	JACKSON ENERGY COOP	21082776	5/16/2019		9000140937
AP00048344	00644778	$1,902.12	Exp - Jun 30-Jul 3,2019 CFC Fo	9/9/2019	930200	015	JACKSON ENERGY COOP	21082888	7/23/2019		9000143743
AP00046456	00627909	$95.12	Exp - Feb 4,2019 BROC Mtg	2/28/2019	930200	015	PATRICK M STERL NG	Feb 4,2019 BROC Mtg	2/4/2019		9000136890
AP00046456	00627909	$375.00	Fee - Feb 4,2019 BROC Mtg	2/28/2019	930200	015	PATRICK M STERL NG	Feb 4,2019 BROC Mtg	2/4/2019		9000136890
AP00047021	00636128	$150.00	Fee - May 13,2019 BROC Mtg	5/31/2019	930200	015	PATRICK M STERL NG	May 13,2019 BROC Mtg	5/13/2019		9000140305
AP00048398	00647073	$95.12	Exp - Aug 12,2019 BROC Mtg	9/30/2019	930200	015	PATRICK M STERL NG	Aug 12,2019 BROC Mtg	8/12/2019		9000144535
AP00048398	00647072	$95.12	Exp - Sep 9,2019 BROC Mtg	9/30/2019	930200	015	PATRICK M STERL NG	Sep 9,2019 BROC Mtg	9/9/2019		9000144535
AP00048398	00647073	$400.00	Fee - Aug 12,2019 BROC Mtg	9/30/2019	930200	015	PATRICK M STERL NG	Aug 12,2019 BROC Mtg	8/12/2019		9000144535
AP00048398	00647074	$150.00	Fee - Jul 8,2019 BROC Mtg	9/30/2019	930200	015	PATRICK M STERL NG	Jul 8,2019 BROC Mtg	7/8/2019		9000144535
AP00048398	00647072	$400.00	Fee - Sep 9,2019 BROC Mtg	9/30/2019	930200	015	PATRICK M STERL NG	Sep 9,2019 BROC Mtg	9/9/2019		9000144535
AP00048797	00653293	$95.12	Exp - Nov 11,2019 BROC Mtg	11/30/2019	930200	015	PATRICK M STERL NG	Nov 11,2019 BROC Mtg	11/11/2019		9000146945
AP00048797	00653293	$400.00	Fee - Nov 11,2019 BROC Mtg	11/30/2019	930200	015	PATRICK M STERL NG	Nov 11,2019 BROC Mtg	11/11/2019		9000146945
AP00049051	00656563	$150.00	Fee - Dec 9,2019 BROC Mtg	12/31/2019	930200	015	PATRICK M STERL NG	Dec 9,2019 BROC Mtg	12/9/2019		9000148299
AP00046165	00622709	$1,550.00	January 2019 Retainer	1/1/2019	930200	015	R WAYNE STRATTON	Jan 2019 Retainer	1/1/2019		9000134510
AP00046251	00625352	$48.60	Exp - Jan 24,2019 Ky CFC Works	1/31/2019	930200	015	R WAYNE STRATTON	Jan 24,2019 Ky CFC Workshop	1/24/2019		9000135878
AP00046251	00625352	$375.00	Fee - Jan 24,2019 Ky CFC Works	1/31/2019	930200	015	R WAYNE STRATTON	Jan 24,2019 Ky CFC Workshop	1/24/2019		9000135878
AP00046409	00625367	$1,550.00	February 2019 Retainer	2/1/2019	930200	015	R WAYNE STRATTON	Feb 2019 Retainer	2/1/2019		9000135878
AP00046456	00627915	$78.30	Exp - Feb 27,2019 AC Mtg	2/28/2019	930200	015	R WAYNE STRATTON	Feb 27,2019 AC Mtg	2/27/2019		9000136879
AP00046456	00627915	$375.00	Fee - Feb 27,2019 AC Mtg	2/28/2019	930200	015	R WAYNE STRATTON	Feb 27,2019 AC Mtg	2/27/2019		9000136879
AP00046456	00627904	$75.00	Fee - Feb 4,2019 BROC Mtg	2/28/2019	930200	015	R WAYNE STRATTON	Feb 4,2019 BROC Mtg	2/4/2019		9000136879
AP00046531	00627940	$1,550.00	March 2019 Retainer	3/1/2019	930200	015	R WAYNE STRATTON	Mar 2019 Retainer	3/1/2019		9000136879
AP00046609	00630437	$78.30	Exp - Mar 26,2019 AC Mtg	3/31/2019	930200	015	R WAYNE STRATTON	Mar 26,2019 AC Mtg	3/26/2019		9000137939
AP00046609	00630427	$78.30	Exp - Mar 4,2019 BROC Mtg	3/31/2019	930200	015	R WAYNE STRATTON	Mar 4,2019 BROC Mtg	3/4/2019		9000137939
AP00046609	00630409	$78.30	Exp - Mar 5,2019 Bd Mtg	3/31/2019	930200	015	R WAYNE STRATTON	Mar 5,2019 Bd Mtg	3/5/2019		9000137939
AP00046609	00630437	$375.00	Fee - Mar 26,2019 AC Mtg	3/31/2019	930200	015	R WAYNE STRATTON	Mar 26,2019 AC Mtg	3/26/2019		9000137939
AP00046609	00630427	$375.00	Fee - Mar 4,2019 BROC Mtg	3/31/2019	930200	015	R WAYNE STRATTON	Mar 4,2019 BROC Mtg	3/4/2019		9000137939
AP00046609	00630409	$375.00	Fee - Mar 5,2019 Bd Mtg	3/31/2019	930200	015	R WAYNE STRATTON	Mar 5,2019 Bd Mtg	3/5/2019		9000137939
AP00046739	00630450	$1,550.00	April 2019 Retainer	4/1/2019	930200	015	R WAYNE STRATTON	Apr 2019 Retainer	4/1/2019		9000137939
AP00046829	00633608	$78.30	Exp - Apr 8,2019 BROC Mtg	4/30/2019	930200	015	R WAYNE STRATTON	Apr 8,2019 BROC Mtg	4/8/2019		9000139277
AP00046829	00633590	$78.30	Exp - Apr 9,2019 Bd Mtg	4/30/2019	930200	015	R WAYNE STRATTON	Apr 9,2019 Bd Mtg	4/9/2019		9000139277
AP00046829	00633608	$375.00	Fee - Apr 8,2019 BROC Mtg	4/30/2019	930200	015	R WAYNE STRATTON	Apr 8,2019 BROC Mtg	4/8/2019		9000139277
AP00046829	00633590	$375.00	Fee - Apr 9,2019 Bd Mtg	4/30/2019	930200	015	R WAYNE STRATTON	Apr 9,2019 Bd Mtg	4/9/2019		9000139277
AP00046923	00633622	$1,550.00	April 2019 Retainer	5/1/2019	930200	015	R WAYNE STRATTON	May 2019 Retainer	5/1/2019		9000139277
AP00047021	00636123	$78.30	Exp - May 13,2019 BROC Mtg	5/31/2019	930200	015	R WAYNE STRATTON	May 13,2019 BROC Mtg	5/13/2019		9000140294
AP00047021	00636104	$78.30	Exp - May 14,2019 Bd Mtg	5/31/2019	930200	015	R WAYNE STRATTON	May 14,2019 Bd Mtg	5/14/2019		9000140294
AP00047021	00636135	$78.30	Exp - May 23,2019 AC Mtg	5/31/2019	930200	015	R WAYNE STRATTON	May 23,2019 AC Mtg	5/13/2019		9000140294
AP00047021	00636146	$716.38	Exp - May 29-31,2019 ACES Conf	5/31/2019	930200	015	R WAYNE STRATTON	May 29-31,2019 ACES Conf	5/31/2019		9000140294
AP00047021	00636123	$375.00	Fee - May 13,2019 BROC Mtg	5/31/2019	930200	015	R WAYNE STRATTON	May 13,2019 BROC Mtg	5/13/2019		9000140294
AP00047021	00636104	$375.00	Fee - May 14,2019 Bd Mtg	5/31/2019	930200	015	R WAYNE STRATTON	May 14,2019 Bd Mtg	5/14/2019		9000140294
AP00047021	00636135	$375.00	Fee - May 23,2019 AC Mtg	5/31/2019	930200	015	R WAYNE STRATTON	May 23,2019 AC Mtg	5/13/2019		9000140294
AP00047021	00636146	$1,125.00	Fee - May 29-31,2019 ACES Conf	5/31/2019	930200	015	R WAYNE STRATTON	May 29-31,2019 ACES Conf	5/31/2019		9000140294
AP00047054	00636088	$1,550.00	Jun 2019 Retainer	6/1/2019	930200	015	R WAYNE STRATTON	Jun 2019 Retainer	6/1/2019		9000140294
AP00047179	00639070	$156.60	Exp - Jun 10-11,2019 Bd/Annual	6/30/2019	930200	015	R WAYNE STRATTON	Jun 10-11,2019 Bd/Annual Mtg	6/10/2019		9000141365
AP00047179	00639070	$750.00	Fee - Jun 10-11,2019 Bd/Annual	6/30/2019	930200	015	R WAYNE STRATTON	Jun 10-11,2019 Bd/Annual Mtg	6/10/2019		9000141365

PSC DR1 Response 47b.xlsx

AP Vouchered Detail - Account 930, all applicable subaccounts

Please see Recap at the end of this AP Vouchered Detail for Schedule L2 classification totals.

Journal ID	Voucher	Amount	Description	Acctg Date	Account	Dept	Name	Invoice	Invoice Date	PO No.	Payment
AP00047323	00639120	$1,550.00	Jul 2019 Retainer	7/1/2019	930200	015	R WAYNE STRATTON	Jul 2019 Retainer	7/1/2019		9000141365
AP00047787	00642036	$78.30	Exp - Jul 8,2019 BROC Mtg	7/31/2019	930200	015	R WAYNE STRATTON	Jul 8,2019 BROC Mtg	7/8/2019		9000142631
AP00047787	00642017	$78.30	Exp - Jul 9,2019 Bd Mtg	7/31/2019	930200	015	R WAYNE STRATTON	Jul 9,2019 Bd Mtg	7/9/2019		9000142631
AP00047787	00642036	$375.00	Fee - Jul 8,2019 BROC Mtg	7/31/2019	930200	015	R WAYNE STRATTON	Jul 8,2019 BROC Mtg	7/8/2019		9000142631
AP00047787	00642017	$400.00	Fee - Jul 9,2019 Bd Mtg	7/31/2019	930200	015	R WAYNE STRATTON	Jul 9,2019 Bd Mtg	7/9/2019		9000142631
AP00047787	00642008	$1,500.00	Fee - Jun 30-Jul 3,2019 CFC Fo	7/31/2019	930200	015	R WAYNE STRATTON	Jun 30-Jul 3,2019 CFC Forum	7/3/2019		9000142631
AP00048099	00641994	$1,550.00	Aug 2019 Retainer	8/1/2019	930200	015	R WAYNE STRATTON	Aug 2019 Retainer	8/1/2019		9000142631
AP00048161	00644512	$78.30	Exp - Aug 13,2019 Bd Mtg	8/31/2019	930200	015	R WAYNE STRATTON	Aug 13,2019 Bd Mtg	8/13/2019		9000143590
AP00048161	00644542	$116.00	Exp - Aug 5-6,2019 Strategic R	8/31/2019	930200	015	R WAYNE STRATTON	Aug 5-6,2019 Strategic Retreat	8/6/2019		9000143590
AP00048161	00644530	$150.00	Fee - Aug 12,2019 BROC Mtg	8/31/2019	930200	015	R WAYNE STRATTON	Aug 12,2019 BROC Mtg	8/12/2019		9000143590
AP00048161	00644512	$400.00	Fee - Aug 13,2019 Bd Mtg	8/31/2019	930200	015	R WAYNE STRATTON	Aug 13,2019 Bd Mtg	8/13/2019		9000143590
AP00048161	00644542	$800.00	Fee - Aug 5-6,2019 Strategic R	8/31/2019	930200	015	R WAYNE STRATTON	Aug 5-6,2019 Strategic Retreat	8/6/2019		9000143590
AP00048158	00644495	$1,550.00	Sep 2019 Retainer	9/1/2019	930200	015	R WAYNE STRATTON	Sep 2019 Retainer	9/1/2019		9000143590
AP00048398	00647050	$78.30	Exp - Sep 10,2019 Bd Mtg	9/30/2019	930200	015	R WAYNE STRATTON	Sep 10,2019 Bd Mtg	9/10/2019		9000144526
AP00048398	00647086	$186.76	Exp - Sep 15-17,2019 ACES Risk	9/30/2019	930200	015	R WAYNE STRATTON	Sep 15-17,2019 ACES Risk Forum	9/17/2019		9000144526
AP00048398	00647067	$78.30	Exp - Sep 9,2019 BROC Mtg	9/30/2019	930200	015	R WAYNE STRATTON	Sep 9,2019 BROC Mtg	9/9/2019		9000144526
AP00048398	00647050	$400.00	Fee - Sep 10,2019 Bd Mtg	9/30/2019	930200	015	R WAYNE STRATTON	Sep 10,2019 Bd Mtg	9/10/2019		9000144526
AP00048398	00647086	$800.00	Fee - Sep 15-17,2019 ACES Risk	9/30/2019	930200	015	R WAYNE STRATTON	Sep 15-17,2019 ACES Risk Forum	9/17/2019		9000144526
AP00048398	00647067	$400.00	Fee - Sep 9,2019 BROC Mtg	9/30/2019	930200	015	R WAYNE STRATTON	Sep 9,2019 BROC Mtg	9/9/2019		9000144526
AP00048395	00647100	$1,550.00	Oct 2019 Retainer	10/1/2019	930200	015	R WAYNE STRATTON	Oct 2019 Retainer	10/1/2019		9000144526
AP00048593	00650198	$78.30	Exp - Oct 14,2019 BROC Mtg	10/31/2019	930200	015	R WAYNE STRATTON	Oct 14,2019 BROC Mtg	10/14/2019		9000145633
AP00048593	00650179	$78.30	Exp - Oct 15,2019 Bd Mtg	10/31/2019	930200	015	R WAYNE STRATTON	Oct 15,2019 Bd Mtg	10/15/2019		9000145633
AP00048593	00650198	$400.00	Fee - Oct 14,2019 BROC Mtg	10/31/2019	930200	015	R WAYNE STRATTON	Oct 14,2019 BROC Mtg	10/14/2019		9000145633
AP00048593	00650179	$400.00	Fee - Oct 15,2019 Bd Mtg	10/31/2019	930200	015	R WAYNE STRATTON	Oct 15,2019 Bd Mtg	10/15/2019		9000145633
AP00048669	00650221	$1,550.00	Nov 2019 Retainer	11/1/2019	930200	015	R WAYNE STRATTON	Nov 2019 Retainer	11/1/2019		9000145633
AP00048797	00653289	$150.00	Fee - Nov 11,2019 BROC Mtg	11/30/2019	930200	015	R WAYNE STRATTON	Nov 11,2019 BROC Mtg	11/11/2019		9000146936
AP00048942	00653255	$1,550.00	Dec 2019 Retainer	12/1/2019	930200	015	R WAYNE STRATTON	Dec 2019 Retainer	12/1/2019		9000146936
AP00049051	00656559	($75.00)	Deferred Compensation	12/31/2019	930200	015	R WAYNE STRATTON	Dec 9,2019 BROC Mtg	12/9/2019		9000148290
AP00049303	00656559	$75.00	Deferred Compensation	12/31/2019	930200	015	R WAYNE STRATTON	Dec 9,2019 BROC Mtg	12/9/2019		9000148290
AP00049051	00656540	$400.00	Fee - Dec 10,2019 Bd Mtg	12/31/2019	930200	015	R WAYNE STRATTON	Dec 10,2019 Bd Mtg	12/10/2019		9000148290
AP00049051	00656559	$150.00	Fee - Dec 9,2019 BROC Mtg	12/31/2019	930200	015	R WAYNE STRATTON	Dec 9,2019 BROC Mtg	12/9/2019		9000148290
AP00049303	00656559	($150.00)	Fee - Dec 9,2019 BROC Mtg	12/31/2019	930200	015	R WAYNE STRATTON	Dec 9,2019 BROC Mtg	12/9/2019		9000148290
AP00049303	00656559	$150.00	Fee - Dec 9,2019 BROC Mtg	12/31/2019	930200	015	R WAYNE STRATTON	Dec 9,2019 BROC Mtg	12/9/2019		9000148290
AP00049313	00657901	($75.00)	Fee - Feb 4,2019 BROC Mtg	12/31/2019	930200	015	R WAYNE STRATTON	JV627904	2/4/2019		
AP00049313	00657901	$150.00	Fee - Feb 4,2019 BROC Mtg	12/31/2019	930200	015	R WAYNE STRATTON	JV627904	2/4/2019		
AP00046165	00622712	$1,200.00	January 2019 Retainer	1/1/2019	930200	015	RANDY D SEXTON	Jan 2019 Retainer	1/1/2019		9000134513
AP00046251	00625355	$131.08	Exp - Jan 23-24,2019 Ky CFC Wo	1/31/2019	930200	015	RANDY D SEXTON	Jan 23-24,2019 Ky CFC Workshop	1/24/2019		9000135881
AP00046251	00625355	$750.00	Fee - Jan 23-24,2019 Ky CFC Wo	1/31/2019	930200	015	RANDY D SEXTON	Jan 23-24,2019 Ky CFC Workshop	1/24/2019		9000135881
AP00046409	00625370	$1,200.00	February 2019 Retainer	2/1/2019	930200	015	RANDY D SEXTON	Feb 2019 Retainer	2/1/2019		9000135881
AP00046456	00627900	$169.36	Exp - Feb 20,2019 GC Mtg	2/28/2019	930200	015	RANDY D SEXTON	Feb 20,2019 GC Mtg	2/20/2019		9000136882
AP00046456	00627900	$375.00	Fee - Feb 20,2019 GC Mtg	2/28/2019	930200	015	RANDY D SEXTON	Feb 20,2019 GC Mtg	2/20/2019		9000136882
AP00046456	00627889	$375.00	Fee - Feb 5,2019 Bd Mtg	2/28/2019	930200	015	RANDY D SEXTON	Feb 5,2019 Bd Mtg	2/5/2019		9000136882
AP00046531	00627943	$1,200.00	March 2019 Retainer	3/1/2019	930200	015	RANDY D SEXTON	Mar 2019 Retainer	3/1/2019		9000136882
AP00046609	00630423	$169.36	Exp - Mar 29,2019 GC Mtg	3/31/2019	930200	015	RANDY D SEXTON	Mar 29,2019 GC Mtg	3/29/2019		9000137942
AP00046609	00630412	$164.72	Exp - Mar 5,2019 Bd Mtg	3/31/2019	930200	015	RANDY D SEXTON	Mar 5,2019 Bd Mtg	3/5/2019		9000137942
AP00046609	00630423	$375.00	Fee - Mar 29,2019 GC Mtg	3/31/2019	930200	015	RANDY D SEXTON	Mar 29,2019 GC Mtg	3/29/2019		9000137942
AP00046609	00630412	$375.00	Fee - Mar 5,2019 Bd Mtg	3/31/2019	930200	015	RANDY D SEXTON	Mar 5,2019 Bd Mtg	3/5/2019		9000137942
AP00046739	00630453	$1,200.00	April 2019 Retainer	4/1/2019	930200	015	RANDY D SEXTON	Apr 2019 Retainer	4/1/2019		9000137942
AP00046829	00633604	$169.36	Exp - Apr 19,2019 GC Mtg	4/30/2019	930200	015	RANDY D SEXTON	Apr 19,2019 GC Mtg	4/19/2019		9000139280
AP00046829	00633593	$164.72	Exp - Apr 9,2019 Bd Mtg	4/30/2019	930200	015	RANDY D SEXTON	Apr 9,2019 Bd Mtg	4/9/2019		9000139280
AP00046829	00633604	$375.00	Fee - Apr 19,2019 GC Mtg	4/30/2019	930200	015	RANDY D SEXTON	Apr 19,2019 GC Mtg	4/19/2019		9000139280
AP00046829	00633593	$375.00	Fee - Apr 9,2019 Bd Mtg	4/30/2019	930200	015	RANDY D SEXTON	Apr 9,2019 Bd Mtg	4/9/2019		9000139280
AP00046923	00633625	$1,200.00	April 2019 Retainer	5/1/2019	930200	015	RANDY D SEXTON	May 2019 Retainer	5/1/2019		9000139280
AP00047021	00636119	$163.56	Exp - May 24,2019 GC Mtg	5/31/2019	930200	015	RANDY D SEXTON	May 24,2019 GC Mtg	5/24/2019		9000140297
AP00047021	00636147	$264.48	Exp - May 29-31,2019 ACES Conf	5/31/2019	930200	015	RANDY D SEXTON	May 29-31,2019 ACES Conf	5/31/2019		9000140297
AP00047021	00636107	$375.00	Fee - May 14,2019 Bd Mtg	5/31/2019	930200	015	RANDY D SEXTON	May 14,2019 Bd Mtg	5/14/2019		9000140297
AP00047021	00636119	$375.00	Fee - May 24,2019 GC Mtg	5/31/2019	930200	015	RANDY D SEXTON	May 24,2019 GC Mtg	5/24/2019		9000140297
AP00047021	00636147	$1,125.00	Fee - May 29-31,2019 ACES Conf	5/31/2019	930200	015	RANDY D SEXTON	May 29-31,2019 ACES Conf	5/31/2019		9000140297
AP00047054	00636091	$1,200.00	Jun 2019 Retainer	6/1/2019	930200	015	RANDY D SEXTON	Jun 2019 Retainer	6/1/2019		9000140297
AP00047179	00639073	$375.00	Fee - Jun 10,2019 Bd Mtg	6/30/2019	930200	015	RANDY D SEXTON	Jun 10,2019 Bd Mtg	6/10/2019		9000141368
AP00047179	00639088	$375.00	Fee - Jun 11,2019 Annual Mtg	6/30/2019	930200	015	RANDY D SEXTON	Jun 11,2019 Annual Mtg	6/11/2019		9000141368
AP00047323	00639123	$1,200.00	Jul 2019 Retainer	7/1/2019	930200	015	RANDY D SEXTON	Jul 2019 Retainer	7/1/2019		9000141368

PSC DR1 Response 47b.xlsx

AP Vouchered Detail - Account 930, all applicable subaccounts

Please see Recap at the end of this AP Vouchered Detail for Schedule L2 classification totals.

Journal ID	Voucher	Amount	Description	Acctg Date	Account	Dept	Name	Invoice	Invoice Date	PO No.	Payment
AP00047787	00642043	$84.68	Exp - Jul 8,2019 SI Mtg	7/31/2019	930200	015	RANDY D SEXTON	Jul 8,2019 SI Mtg	7/8/2019		9000142634
AP00047787	00642020	$84.68	Exp - Jul 9,2019 Bd Mtg	7/31/2019	930200	015	RANDY D SEXTON	Jul 9,2019 Bd Mtg	7/9/2019		9000142634
AP00047787	00642043	$375.00	Fee - Jul 8,2019 SI Mtg	7/31/2019	930200	015	RANDY D SEXTON	Jul 8,2019 SI Mtg	7/8/2019		9000142634
AP00047787	00642020	$400.00	Fee - Jul 9,2019 Bd Mtg	7/31/2019	930200	015	RANDY D SEXTON	Jul 9,2019 Bd Mtg	7/9/2019		9000142634
AP00047787	00642009	$1,500.00	Fee - Jun 30-Jul 3,2019 CFC Fo	7/31/2019	930200	015	RANDY D SEXTON	Jun 30-Jul 3,2019 CFC Forum	7/3/2019		9000142634
AP00048099	00641997	$1,200.00	Aug 2019 Retainer	8/1/2019	930200	015	RANDY D SEXTON	Aug 2019 Retainer	8/1/2019		9000142634
AP00048161	00644537	$84.68	Exp - Aug 12,2019 SI Mtg	8/31/2019	930200	015	RANDY D SEXTON	Aug 12,2019 SI Mtg	8/12/2019		9000143593
AP00048161	00644515	$84.68	Exp - Aug 13,2019 Bd Mtg	8/31/2019	930200	015	RANDY D SEXTON	Aug 13,2019 Bd Mtg	8/13/2019		9000143593
AP00048161	00644544	$148.48	Exp - Aug 5-6,2019 Strategic R	8/31/2019	930200	015	RANDY D SEXTON	Aug 5-6,2019 Strategic Retreat	8/6/2019		9000143593
AP00048161	00644537	$400.00	Fee - Aug 12,2019 SI Mtg	8/31/2019	930200	015	RANDY D SEXTON	Aug 12,2019 SI Mtg	8/12/2019		9000143593
AP00048161	00644515	$400.00	Fee - Aug 13,2019 Bd Mtg	8/31/2019	930200	015	RANDY D SEXTON	Aug 13,2019 Bd Mtg	8/13/2019		9000143593
AP00048161	00644544	$800.00	Fee - Aug 5-6,2019 Strategic R	8/31/2019	930200	015	RANDY D SEXTON	Aug 5-6,2019 Strategic Retreat	8/6/2019		9000143593
AP00048158	00644498	$1,200.00	Sep 2019 Retainer	9/1/2019	930200	015	RANDY D SEXTON	Sep 2019 Retainer	9/1/2019		9000143593
AP00048398	00647053	$81.78	Exp - Sep 10,2019 Bd Mtg	9/30/2019	930200	015	RANDY D SEXTON	Sep 10,2019 Bd Mtg	9/10/2019		9000144529
AP00048398	00647077	$81.78	Exp - Sep 9,2019 SI Mtg	9/30/2019	930200	015	RANDY D SEXTON	Sep 9,2019 SI Mtg	9/9/2019		9000144529
AP00048398	00647053	$400.00	Fee - Sep 10,2019 Bd Mtg	9/30/2019	930200	015	RANDY D SEXTON	Sep 10,2019 Bd Mtg	9/10/2019		9000144529
AP00048398	00647077	$400.00	Fee - Sep 9,2019 SI Mtg	9/30/2019	930200	015	RANDY D SEXTON	Sep 9,2019 SI Mtg	9/9/2019		9000144529
AP00048395	00647103	$1,200.00	Oct 2019 Retainer	10/1/2019	930200	015	RANDY D SEXTON	Oct 2019 Retainer	10/1/2019		9000144529
AP00048593	00650205	$116.68	Exp - Oct 14,2019 SI Mtg	10/31/2019	930200	015	RANDY D SEXTON	Oct 14,2019 SI Mtg	10/14/2019		9000145636
AP00048593	00650182	$84.68	Exp - Oct 15,2019 Bd Mtg	10/31/2019	930200	015	RANDY D SEXTON	Oct 15,2019 Bd Mtg	10/15/2019		9000145636
AP00048593	00650209	$169.36	Exp - Oct 3-4,2019 Mine Tour	10/31/2019	930200	015	RANDY D SEXTON	Oct 3-4,2019 Mine Tour	10/4/2019		9000145636
AP00048593	00650205	$400.00	Fee - Oct 14,2019 SI Mtg	10/31/2019	930200	015	RANDY D SEXTON	Oct 14,2019 SI Mtg	10/14/2019		9000145636
AP00048593	00650182	$400.00	Fee - Oct 15,2019 Bd Mtg	10/31/2019	930200	015	RANDY D SEXTON	Oct 15,2019 Bd Mtg	10/15/2019		9000145636
AP00048593	00650209	$800.00	Fee - Oct 3-4,2019 Mine Tour	10/31/2019	930200	015	RANDY D SEXTON	Oct 3-4,2019 Mine Tour	10/4/2019		9000145636
AP00048669	00650224	$1,200.00	Nov 2019 Retainer	11/1/2019	930200	015	RANDY D SEXTON	Nov 2019 Retainer	11/1/2019		9000145636
AP00048797	00653297	$84.68	Exp - Nov 11,2019 SI Mtg	11/30/2019	930200	015	RANDY D SEXTON	Nov 11,2019 SI Mtg	11/11/2019		9000146939
AP00048797	00653273	$84.68	Exp - Nov 12,2019 Bd Mtg	11/30/2019	930200	015	RANDY D SEXTON	Nov 12,2019 Bd Mtg	11/12/2019		9000146939
AP00048797	00653297	$400.00	Fee - Nov 11,2019 SI Mtg	11/30/2019	930200	015	RANDY D SEXTON	Nov 11,2019 SI Mtg	11/11/2019		9000146939
AP00048797	00653273	$400.00	Fee - Nov 12,2019 Bd Mtg	11/30/2019	930200	015	RANDY D SEXTON	Nov 12,2019 Bd Mtg	11/12/2019		9000146939
AP00048942	00653258	$1,200.00	Dec 2019 Retainer	12/1/2019	930200	015	RANDY D SEXTON	Dec 2019 Retainer	12/1/2019		9000146939
AP00049051	00656543	$160.08	Exp - Dec 10,2019 Bd Mtg	12/31/2019	930200	015	RANDY D SEXTON	Dec 10,2019 Bd Mtg	12/10/2019		9000148293
AP00049051	00656543	$400.00	Fee - Dec 10,2019 Bd Mtg	12/31/2019	930200	015	RANDY D SEXTON	Dec 10,2019 Bd Mtg	12/10/2019		9000148293
AP00049051	00656567	$150.00	Fee - Dec 9,2019 SI Mtg	12/31/2019	930200	015	RANDY D SEXTON	Dec 9,2019 SI Mtg	12/9/2019		9000148293
AP00046251	00625383	$311.60	Nov 4-6,2018 Exp - R Sexton	1/31/2019	930200	015	FARMERS RECC	AP123118FRECC	12/31/2018		9000135996
AP00046778	00630888	$219.46	Exp - Jan 24,2019 R Sexton	4/9/2019	930200	015	FARMERS RECC	AP030619FRECC	3/6/2019		9000138085
AP00048126	00643132	$597.66	Exp - May 29-31,2019 ACES Conf	8/21/2019	930200	015	FARMERS RECC	AP070519FRECC	7/5/2019		9000142973
AP00048344	00644780	$2,205.86	Exp - Jun 30-Jul 3,2019 CFC Fo	9/9/2019	930200	015	FARMERS RECC	AP081619FRECC	8/16/2019		9000143725
AP00047327	00640645	$126.52	Rm Chg - Sexton,Randy	7/24/2019	930200	015	HOMEWOOD SUITES LLC	35434	7/11/2019		9000142078
AP00048126	00643481	$149.73	Rm Chg - Sexton,Randy	8/27/2019	930200	015	HOMEWOOD SUITES LLC	35449	8/16/2019		9000143261
AP00048344	00646619	$126.52	Rm Chg - Sexton,Randy	9/30/2019	930200	015	HOMEWOOD SUITES LLC	35459	9/11/2019		9000144443
AP00048569	00649421	$126.52	Rm Chg - Sexton,Randy	10/30/2019	930200	015	HOMEWOOD SUITES LLC	35476	10/16/2019		9000145517
AP00048765	00651452	$126.52	Rm Chg - Sexton,Randy	11/20/2019	930200	015	HOMEWOOD SUITES LLC	35488	11/13/2019		9000146287
AP00048987	00654741	$126.52	Rm Chg - Sexton,Randy	12/25/2019	930200	015	HOMEWOOD SUITES LLC	35471	10/5/2019		9000147663
AP00046165	00622719	$1,200.00	January 2019 Retainer	1/1/2019	930200	015	RAYMOND RUCKER	Jan 2019 Retainer	1/1/2019		9000134520
AP00046251	00625361	$103.24	Exp - Jan 23-24,2019 Ky CFC Wo	1/31/2019	930200	015	RAYMOND RUCKER	Jan 23-24,2019 Ky CFC Workshop	1/24/2019		9000135888
AP00046251	00625361	$750.00	Fee - Jan 23-24,2019 Ky CFC Wo	1/31/2019	930200	015	RAYMOND RUCKER	Jan 23-24,2019 Ky CFC Workshop	1/24/2019		9000135888
AP00046409	00625377	$1,200.00	February 2019 Retainer	2/1/2019	930200	015	RAYMOND RUCKER	Feb 2019 Retainer	2/1/2019		9000135888
AP00046456	00627907	$30.74	Exp - Feb 4,2019 BROC Mtg	2/28/2019	930200	015	RAYMOND RUCKER	Feb 4,2019 BROC Mtg	2/4/2019		9000136889
AP00046456	00627895	$30.74	Exp - Feb 5,2019 Bd Mtg	2/28/2019	930200	015	RAYMOND RUCKER	Feb 5,2019 Bd Mtg	2/5/2019		9000136889
AP00046456	00627920	$208.91	Exp - Jan 23-24,2019 Ky CFC Wo	2/28/2019	930200	015	RAYMOND RUCKER	Jan 23-24,2019 Ky CFC Workshp	1/24/2019		9000136889
AP00046456	00627925	$1,500.00	Fee - Feb 10-12,2019 NRECA Dir	2/28/2019	930200	015	RAYMOND RUCKER	Feb 10-13,2019 NRECA Dir Conf	2/13/2019		9000136889
AP00046456	00627907	$375.00	Fee - Feb 4,2019 BROC Mtg	2/28/2019	930200	015	RAYMOND RUCKER	Feb 4,2019 BROC Mtg	2/4/2019		9000136889
AP00046456	00627895	$375.00	Fee - Feb 5,2019 Bd Mtg	2/28/2019	930200	015	RAYMOND RUCKER	Feb 5,2019 Bd Mtg	2/5/2019		9000136889
AP00046531	00627954	$350.00	February 2019 Retainer	3/1/2019	930200	015	RAYMOND RUCKER	Feb 2019 Retainer - Chair	2/4/2019		9000136889
AP00046531	00627950	$1,200.00	March 2019 Retainer	3/1/2019	930200	015	RAYMOND RUCKER	Mar 2019 Retainer	3/1/2019		9000136889
AP00046609	00630430	$30.74	Exp - Mar 4,2019 BROC Mtg	3/31/2019	930200	015	RAYMOND RUCKER	Mar 4,2019 BROC Mtg	3/4/2019		9000137949
AP00046609	00630418	$30.74	Exp - Mar 5,2019 Bd Mtg	3/31/2019	930200	015	RAYMOND RUCKER	Mar 5,2019 Bd Mtg	3/5/2019		9000137949
AP00046609	00630430	$375.00	Fee - Mar 4,2019 BROC Mtg	3/31/2019	930200	015	RAYMOND RUCKER	Mar 4,2019 BROC Mtg	3/4/2019		9000137949
AP00046609	00630418	$375.00	Fee - Mar 5,2019 Bd Mtg	3/31/2019	930200	015	RAYMOND RUCKER	Mar 5,2019 Bd Mtg	3/5/2019		9000137949
AP00046739	00630460	$1,200.00	April 2019 Retainer	4/1/2019	930200	015	RAYMOND RUCKER	Apr 2019 Retainer	4/1/2019		9000137949
AP00046829	00633611	$123.54	Exp - Apr 8,2019 BROC Mtg	4/30/2019	930200	015	RAYMOND RUCKER	Apr 8,2019 BROC Mtg	4/8/2019		9000139287
AP00046829	00633599	$30.74	Exp - Apr 9,2019 Bd Mtg	4/30/2019	930200	015	RAYMOND RUCKER	Apr 9,2019 Bd Mtg	4/9/2019		9000139287

PSC DR1 Response 47b.xlsx

AP Vouchered Detail - Account 930, all applicable subaccounts

Please see Recap at the end of this AP Vouchered Detail for Schedule L2 classification totals.

Journal ID	Voucher	Amount	Description	Acctg Date	Account	Dept	Name	Invoice	Invoice Date	PO No.	Payment
AP00046829	00633611	$375.00	Fee - Apr 8,2019 BROC Mtg	4/30/2019	930200	015	RAYMOND RUCKER	Apr 8,2019 BROC Mtg	4/8/2019		9000139287
AP00046829	00633599	$375.00	Fee - Apr 9,2019 Bd Mtg	4/30/2019	930200	015	RAYMOND RUCKER	Apr 9,2019 Bd Mtg	4/9/2019		9000139287
AP00046923	00633632	$1,200.00	April 2019 Retainer	5/1/2019	930200	015	RAYMOND RUCKER	May 2019 Retainer	5/1/2019		9000139287
AP00047021	00636126	$30.74	Exp - May 13,2019 BROC Mtg	5/31/2019	930200	015	RAYMOND RUCKER	May 13,2019 BROC Mtg	5/13/2019		9000140304
AP00047021	00636114	$30.74	Exp - May 14,2019 Bd Mtg	5/31/2019	930200	015	RAYMOND RUCKER	May 14,2019 Bd Mtg	5/14/2019		9000140304
AP00047021	00636152	$496.40	Exp - May 29-31,2019 ACES Conf	5/31/2019	930200	015	RAYMOND RUCKER	May 29-31,2019 ACES Conf	5/31/2019		9000140304
AP00047021	00636126	$375.00	Fee - May 13,2019 BROC Mtg	5/31/2019	930200	015	RAYMOND RUCKER	May 13,2019 BROC Mtg	5/13/2019		9000140304
AP00047021	00636114	$375.00	Fee - May 14,2019 Bd Mtg	5/31/2019	930200	015	RAYMOND RUCKER	May 14,2019 Bd Mtg	5/14/2019		9000140304
AP00047021	00636152	$1,125.00	Fee - May 29-31,2019 ACES Conf	5/31/2019	930200	015	RAYMOND RUCKER	May 29-31,2019 ACES Conf	5/31/2019		9000140304
AP00047054	00636098	$1,200.00	Jun 2019 Retainer	6/1/2019	930200	015	RAYMOND RUCKER	Jun 2019 Retainer	6/1/2019		9000140304
AP00047179	00639080	$30.74	Exp - Jun 10,2019 Bd Mtg	6/30/2019	930200	015	RAYMOND RUCKER	Jun 10,2019 Bd Mtg	6/10/2019		9000141375
AP00047179	00639093	$30.74	Exp - Jun 11,2019 Annual Mtg	6/30/2019	930200	015	RAYMOND RUCKER	Jun 11,2019 Annual Mtg	6/11/2019		9000141375
AP00047179	00639080	$375.00	Fee - Jun 10,2019 Bd Mtg	6/30/2019	930200	015	RAYMOND RUCKER	Jun 10,2019 Bd Mtg	6/10/2019		9000141375
AP00047179	00639093	$375.00	Fee - Jun 11,2019 Annual Mtg	6/30/2019	930200	015	RAYMOND RUCKER	Jun 11,2019 Annual Mtg	6/11/2019		9000141375
AP00046829	00633697	$2,660.01	R Rucker - Exp NRECA An Mtg	4/30/2019	930200	015	TAYLOR COUNTY RECC	AP021819TCRECC	2/18/2019		9000139138
AP00046165	00622721	$1,550.00	January 2019 Retainer	1/1/2019	930200	015	TED HOLBROOK	Jan 2019 Retainer	1/1/2019		9000134523
AP00046251	00625363	$381.71	Exp - Jan 23-24,2019 Ky CFC Wo	1/31/2019	930200	015	TED HOLBROOK	Jan 23-24,2019 Ky CFC Workshop	1/24/2019		9000135890
AP00046251	00625363	$750.00	Fee - Jan 23-24,2019 Ky CFC Wo	1/31/2019	930200	015	TED HOLBROOK	Jan 23-24,2019 Ky CFC Workshop	1/24/2019		9000135890
AP00046409	00625379	$1,550.00	February 2019 Retainer	2/1/2019	930200	015	TED HOLBROOK	Feb 2019 Retainer	2/1/2019		9000135890
AP00046456	00627919	$58.00	Exp - Feb 27,2019 AC Mtg	2/28/2019	930200	015	TED HOLBROOK	Feb 27,2019 AC Mtg	2/27/2019		9000136892
AP00046456	00627908	$58.00	Exp - Feb 4,2019 BROC Mtg	2/28/2019	930200	015	TED HOLBROOK	Feb 4,2019 BROC Mtg	2/4/2019		9000136892
AP00046456	00627897	$58.00	Exp - Feb 5,2019 Bd Mtg	2/28/2019	930200	015	TED HOLBROOK	Feb 5,2019 Bd Mtg	2/5/2019		9000136892
AP00046456	00627919	$375.00	Fee - Feb 27,2019 AC Mtg	2/28/2019	930200	015	TED HOLBROOK	Feb 27,2019 AC Mtg	2/27/2019		9000136892
AP00046456	00627908	$375.00	Fee - Feb 4,2019 BROC Mtg	2/28/2019	930200	015	TED HOLBROOK	Feb 4,2019 BROC Mtg	2/4/2019		9000136892
AP00046456	00627897	$375.00	Fee - Feb 5,2019 Bd Mtg	2/28/2019	930200	015	TED HOLBROOK	Feb 5,2019 Bd Mtg	2/5/2019		9000136892
AP00046531	00627952	$1,550.00	March 2019 Retainer	3/1/2019	930200	015	TED HOLBROOK	Mar 2019 Retainer	3/1/2019		9000136892
AP00046609	00630441	$58.00	Exp - Mar 26,2019 AC Mtg	3/31/2019	930200	015	TED HOLBROOK	Mar 26,2019 AC Mtg	3/26/2019		9000137951
AP00046609	00630431	$58.00	Exp - Mar 4,2019 BROC Mtg	3/31/2019	930200	015	TED HOLBROOK	Mar 4,2019 BROC Mtg	3/4/2019		9000137951
AP00046609	00630420	$58.00	Exp - Mar 5,2019 Bd Mtg	3/31/2019	930200	015	TED HOLBROOK	Mar 5,2019 Bd Mtg	3/5/2019		9000137951
AP00046609	00630441	$375.00	Fee - Mar 26,2019 AC Mtg	3/31/2019	930200	015	TED HOLBROOK	Mar 26,2019 AC Mtg	3/26/2019		9000137951
AP00046609	00630431	$375.00	Fee - Mar 4,2019 BROC Mtg	3/31/2019	930200	015	TED HOLBROOK	Mar 4,2019 BROC Mtg	3/4/2019		9000137951
AP00046609	00630420	$375.00	Fee - Mar 5,2019 Bd Mtg	3/31/2019	930200	015	TED HOLBROOK	Mar 5,2019 Bd Mtg	3/5/2019		9000137951
AP00046739	00630462	$1,550.00	April 2019 Retainer	4/1/2019	930200	015	TED HOLBROOK	Apr 2019 Retainer	4/1/2019		9000137951
AP00046829	00633612	$58.00	Exp - Apr 8,2019 BROC Mtg	4/30/2019	930200	015	TED HOLBROOK	Apr 8,2019 BROC Mtg	4/8/2019		9000139289
AP00046829	00633601	$58.00	Exp - Apr 9,2019 Bd Mtg	4/30/2019	930200	015	TED HOLBROOK	Apr 9,2019 Bd Mtg	4/9/2019		9000139289
AP00046829	00633612	$375.00	Fee - Apr 8,2019 BROC Mtg	4/30/2019	930200	015	TED HOLBROOK	Apr 8,2019 BROC Mtg	4/8/2019		9000139289
AP00046829	00633601	$375.00	Fee - Apr 9,2019 Bd Mtg	4/30/2019	930200	015	TED HOLBROOK	Apr 9,2019 Bd Mtg	4/9/2019		9000139289
AP00046923	00633634	$1,550.00	April 2019 Retainer	5/1/2019	930200	015	TED HOLBROOK	May 2019 Retainer	5/1/2019		9000139289
AP00047021	00636127	$58.00	Exp - May 13,2019 BROC Mtg	5/31/2019	930200	015	TED HOLBROOK	May 13,2019 BROC Mtg	5/13/2019		9000140307
AP00047021	00636116	$58.00	Exp - May 14,2019 Bd Mtg	5/31/2019	930200	015	TED HOLBROOK	May 14,2019 Bd Mtg	5/14/2019		9000140307
AP00047021	00636139	$58.00	Exp - May 23,2019 AC Mtg	5/31/2019	930200	015	TED HOLBROOK	May 23,2019 AC Mtg	5/13/2019		9000140307
AP00047021	00636127	$375.00	Fee - May 13,2019 BROC Mtg	5/31/2019	930200	015	TED HOLBROOK	May 13,2019 BROC Mtg	5/13/2019		9000140307
AP00047021	00636116	$375.00	Fee - May 14,2019 Bd Mtg	5/31/2019	930200	015	TED HOLBROOK	May 14,2019 Bd Mtg	5/14/2019		9000140307
AP00047021	00636139	$375.00	Fee - May 23,2019 AC Mtg	5/31/2019	930200	015	TED HOLBROOK	May 23,2019 AC Mtg	5/13/2019		9000140307
AP00047054	00636100	$1,550.00	Jun 2019 Retainer	6/1/2019	930200	015	TED HOLBROOK	Jun 2019 Retainer	6/1/2019		9000140307
AP00047179	00639082	$116.00	Exp - Jun 10-11,2019 Bd/Annual	6/30/2019	930200	015	TED HOLBROOK	Jun 10-11,2019 Bd/Annual Mtg	6/11/2019		9000141377
AP00047179	00639082	$750.00	Fee - Jun 10-11,2019 Bd/Annual	6/30/2019	930200	015	TED HOLBROOK	Jun 10-11,2019 Bd/Annual Mtg	6/11/2019		9000141377
AP00047323	00639130	$1,550.00	Jul 2019 Retainer	7/1/2019	930200	015	TED HOLBROOK	Jul 2019 Retainer	7/1/2019		9000141377
AP00047787	00642046	$58.00	Exp - Jul 8,2019 Sl Mtg	7/31/2019	930200	015	TED HOLBROOK	Jul 8,2019 Sl Mtg	7/8/2019		9000142641
AP00047787	00642027	$58.00	Exp - Jul 9,2019 Bd Mtg	7/31/2019	930200	015	TED HOLBROOK	Jul 9,2019 Bd Mtg	7/9/2019		9000142641
AP00047787	00642046	$375.00	Fee - Jul 8,2019 Sl Mtg	7/31/2019	930200	015	TED HOLBROOK	Jul 8,2019 Sl Mtg	7/8/2019		9000142641
AP00047787	00642027	$400.00	Fee - Jul 9,2019 Bd Mtg	7/31/2019	930200	015	TED HOLBROOK	Jul 9,2019 Bd Mtg	7/9/2019		9000142641
AP00048099	00642004	$1,550.00	Aug 2019 Retainer	8/1/2019	930200	015	TED HOLBROOK	Aug 2019 Retainer	8/1/2019		9000142641
AP00048161	00644539	$58.00	Exp - Aug 12,2019 Sl Mtg	8/31/2019	930200	015	TED HOLBROOK	Aug 12,2019 Sl Mtg	8/12/2019		9000143600
AP00048161	00644521	$58.00	Exp - Aug 13,2019 Bd Mtg	8/31/2019	930200	015	TED HOLBROOK	Aug 13,2019 Bd Mtg	8/13/2019		9000143600
AP00048161	00644551	$73.08	Exp - Aug 5-6,2019 Strategic	8/31/2019	930200	015	TED HOLBROOK	Aug 5-6,2019 Strategic Retreat	8/6/2019		9000143600
AP00048161	00644539	$400.00	Fee - Aug 12,2019 Sl Mtg	8/31/2019	930200	015	TED HOLBROOK	Aug 12,2019 Sl Mtg	8/12/2019		9000143600
AP00048161	00644521	$400.00	Fee - Aug 13,2019 Bd Mtg	8/31/2019	930200	015	TED HOLBROOK	Aug 13,2019 Bd Mtg	8/13/2019		9000143600
AP00048161	00644551	$400.00	Fee - Aug 5-6,2019 Strategic	8/31/2019	930200	015	TED HOLBROOK	Aug 5-6,2019 Strategic Retreat	8/6/2019		9000143600
AP00048158	00644505	$1,550.00	Sep 2019 Retainer	9/1/2019	930200	015	TED HOLBROOK	Sep 2019 Retainer	9/1/2019		9000143600
AP00048398	00647059	$58.00	Exp - Sep 10,2019 Bd Mtg	9/30/2019	930200	015	TED HOLBROOK	Sep 10,2019 Bd Mtg	9/10/2019		9000144537
AP00048398	00647083	$58.00	Exp - Sep 4,2019 AC Mtg	9/30/2019	930200	015	TED HOLBROOK	Sep 4,2019 AC Mtg	9/4/2019		9000144537

PSC DR1 Response 47b.xlsx

AP Vouchered Detail - Account 930, all applicable subaccounts

Please see Recap at the end of this AP Vouchered Detail for Schedule L2 classification totals.

Journal ID	Voucher	Amount	Description	Acctg Date	Account	Dept	Name	Invoice	Invoice Date	PO No.	Payment
AP00048398	00647080	$58.00	Exp - Sep 9,2019 SI Mtg	9/30/2019	930200	015	TED HOLBROOK	Sep 9,2019 SI Mtg	9/9/2019		9000144537
AP00048398	00647059	$400.00	Fee - Sep 10,2019 Bd Mtg	9/30/2019	930200	015	TED HOLBROOK	Sep 10,2019 Bd Mtg	9/10/2019		9000144537
AP00048398	00647083	$400.00	Fee - Sep 4,2019 AC Mtg	9/30/2019	930200	015	TED HOLBROOK	Sep 4,2019 AC Mtg	9/4/2019		9000144537
AP00048398	00647080	$400.00	Fee - Sep 9,2019 SI Mtg	9/30/2019	930200	015	TED HOLBROOK	Sep 9,2019 SI Mtg	9/9/2019		9000144537
AP00048395	00647110	$1,550.00	Oct 2019 Retainer	10/1/2019	930200	015	TED HOLBROOK	Oct 2019 Retainer	10/1/2019		9000144537
AP00048593	00650208	$58.00	Exp - Oct 14,2019 SI Mtg	10/31/2019	930200	015	TED HOLBROOK	Oct 14,2019 SI Mtg	10/14/2019		9000145643
AP00048593	00650189	$58.00	Exp - Oct 15,2019 Bd Mtg	10/31/2019	930200	015	TED HOLBROOK	Oct 15,2019 Bd Mtg	10/15/2019		9000145643
AP00048593	00650208	$400.00	Fee - Oct 14,2019 SI Mtg	10/31/2019	930200	015	TED HOLBROOK	Oct 14,2019 SI Mtg	10/14/2019		9000145643
AP00048593	00650189	$400.00	Fee - Oct 15,2019 Bd Mtg	10/31/2019	930200	015	TED HOLBROOK	Oct 15,2019 Bd Mtg	10/15/2019		9000145643
AP00048669	00650231	$1,550.00	Nov 2019 Retainer	11/1/2019	930200	015	TED HOLBROOK	Nov 2019 Retainer	11/1/2019		9000145643
AP00048797	00653300	$58.00	Exp - Nov 11,2019 SI Mtg	11/30/2019	930200	015	TED HOLBROOK	Nov 11,2019 SI Mtg	11/11/2019		9000146947
AP00048797	00653280	$58.00	Exp - Nov 12,2019 Bd Mtg	11/30/2019	930200	015	TED HOLBROOK	Nov 12,2019 Bd Mtg	11/12/2019		9000146947
AP00048797	00653303	$58.00	Exp - Nov 14,2019 AC Mtg	11/30/2019	930200	015	TED HOLBROOK	Nov 14,2019 AC Mtg	11/14/2019		9000146947
AP00048797	00653300	$400.00	Fee - Nov 11,2019 SI Mtg	11/30/2019	930200	015	TED HOLBROOK	Nov 11,2019 SI Mtg	11/11/2019		9000146947
AP00048797	00653280	$400.00	Fee - Nov 12,2019 Bd Mtg	11/30/2019	930200	015	TED HOLBROOK	Nov 12,2019 Bd Mtg	11/12/2019		9000146947
AP00048797	00653303	$400.00	Fee - Nov 14,2019 AC Mtg	11/30/2019	930200	015	TED HOLBROOK	Nov 14,2019 AC Mtg	11/14/2019		9000146947
AP00048942	00653265	$1,550.00	Dec 2019 Retainer	12/1/2019	930200	015	TED HOLBROOK	Dec 2019 Retainer	12/1/2019		9000146947
AP00049051	00656550	$58.00	Exp - Dec 10,2019 Bd Mtg	12/31/2019	930200	015	TED HOLBROOK	Dec 10,2019 Bd Mtg	12/10/2019		9000148301
AP00049051	00656550	$400.00	Fee - Dec 10,2019 Bd Mtg	12/31/2019	930200	015	TED HOLBROOK	Dec 10,2019 Bd Mtg	12/10/2019		9000148301
AP00046165	00622718	$1,550.00	January 2019 Retainer	1/1/2019	930200	015	TIMOTHY S ELDR DGE	Jan 2019 Retainer	1/1/2019		9000134519
AP00046251	00625360	$348.83	Exp - Jan 23-24,2019 Ky CFC Wo	1/31/2019	930200	015	TIMOTHY S ELDR DGE	Jan 23-24,2019 Ky CFC Workshop	1/24/2019		9000135887
AP00046251	00625360	$750.00	Fee - Jan 23-24,2019 Ky CFC Wo	1/31/2019	930200	015	TIMOTHY S ELDR DGE	Jan 23-24,2019 Ky CFC Workshop	1/24/2019		9000135887
AP00046409	00625376	$1,550.00	February 2019 Retainer	2/1/2019	930200	015	TIMOTHY S ELDR DGE	Feb 2019 Retainer	2/1/2019		9000135887
AP00046456	00627902	$58.00	Exp - Feb 20,2019 GC Mtg	2/28/2019	930200	015	TIMOTHY S ELDR DGE	Feb 20,2019 GC Mtg	2/20/2019		9000136888
AP00046456	00627918	$58.00	Exp - Feb 27,2019 AC Mtg	2/28/2019	930200	015	TIMOTHY S ELDR DGE	Feb 27,2019 AC Mtg	2/27/2019		9000136888
AP00046456	00627894	$58.00	Exp - Feb 5,2019 Bd Mtg	2/28/2019	930200	015	TIMOTHY S ELDR DGE	Feb 5,2019 Bd Mtg	2/5/2019		9000136888
AP00046456	00627902	$375.00	Fee - Feb 20,2019 GC Mtg	2/28/2019	930200	015	TIMOTHY S ELDR DGE	Feb 20,2019 GC Mtg	2/20/2019		9000136888
AP00046456	00627918	$375.00	Fee - Feb 27,2019 AC Mtg	2/28/2019	930200	015	TIMOTHY S ELDR DGE	Feb 27,2019 AC Mtg	2/27/2019		9000136888
AP00046456	00627894	$375.00	Fee - Feb 5,2019 Bd Mtg	2/28/2019	930200	015	TIMOTHY S ELDR DGE	Feb 5,2019 Bd Mtg	2/5/2019		9000136888
AP00046531	00627949	$1,550.00	March 2019 Retainer	3/1/2019	930200	015	TIMOTHY S ELDR DGE	Mar 2019 Retainer	3/1/2019		9000136888
AP00046609	00630440	$58.00	Exp - Mar 26,2019 AC Mtg	3/31/2019	930200	015	TIMOTHY S ELDR DGE	Mar 26,2019 AC Mtg	3/26/2019		9000137948
AP00046609	00630425	$58.00	Exp - Mar 29,2019 GC Mtg	3/31/2019	930200	015	TIMOTHY S ELDR DGE	Mar 29,2019 GC Mtg	3/29/2019		9000137948
AP00046609	00630417	$58.00	Exp - Mar 5,2019 Bd Mtg	3/31/2019	930200	015	TIMOTHY S ELDR DGE	Mar 5,2019 Bd Mtg	3/5/2019		9000137948
AP00046609	00630440	$375.00	Fee - Mar 26,2019 AC Mtg	3/31/2019	930200	015	TIMOTHY S ELDR DGE	Mar 26,2019 AC Mtg	3/26/2019		9000137948
AP00046609	00630425	$375.00	Fee - Mar 29,2019 GC Mtg	3/31/2019	930200	015	TIMOTHY S ELDR DGE	Mar 29,2019 GC Mtg	3/29/2019		9000137948
AP00046609	00630417	$375.00	Fee - Mar 5,2019 Bd Mtg	3/31/2019	930200	015	TIMOTHY S ELDR DGE	Mar 5,2019 Bd Mtg	3/5/2019		9000137948
AP00046739	00630459	$1,550.00	April 2019 Retainer	4/1/2019	930200	015	TIMOTHY S ELDR DGE	Apr 2019 Retainer	4/1/2019		9000137948
AP00046829	00633606	$58.00	Exp - Apr 19,2019 GC Mtg	4/30/2019	930200	015	TIMOTHY S ELDR DGE	Apr 19,2019 GC Mtg	4/19/2019		9000139286
AP00046829	00633598	$58.00	Exp - Apr 9,2019 Bd Mtg	4/30/2019	930200	015	TIMOTHY S ELDR DGE	Apr 9,2019 Bd Mtg	4/9/2019		9000139286
AP00046829	00633606	$375.00	Fee - Apr 19,2019 GC Mtg	4/30/2019	930200	015	TIMOTHY S ELDR DGE	Apr 19,2019 GC Mtg	4/19/2019		9000139286
AP00046829	00633598	$375.00	Fee - Apr 9,2019 Bd Mtg	4/30/2019	930200	015	TIMOTHY S ELDR DGE	Apr 9,2019 Bd Mtg	4/9/2019		9000139286
AP00046923	00633631	$1,550.00	April 2019 Retainer	5/1/2019	930200	015	TIMOTHY S ELDR DGE	May 2019 Retainer	5/1/2019		9000139286
AP00047021	00636113	$58.00	Exp - May 14,2019 Bd Mtg	5/31/2019	930200	015	TIMOTHY S ELDR DGE	May 14,2019 Bd Mtg	5/14/2019		9000140303
AP00047021	00636138	$58.00	Exp - May 23,2019 AC Mtg	5/31/2019	930200	015	TIMOTHY S ELDR DGE	May 23,2019 AC Mtg	5/13/2019		9000140303
AP00047021	00636121	$58.00	Exp - May 24,2019 GC Mtg	5/31/2019	930200	015	TIMOTHY S ELDR DGE	May 24,2019 GC Mtg	5/24/2019		9000140303
AP00047021	00636151	$818.58	Exp - May 29-31,2019 ACES Conf	5/31/2019	930200	015	TIMOTHY S ELDR DGE	May 29-31,2019 ACES Conf	5/31/2019		9000140303
AP00047021	00636144	$58.00	Exp - May 7,2019 EC Mtg	5/31/2019	930200	015	TIMOTHY S ELDR DGE	May 7,2019 EC Mtg	5/7/2019		9000140303
AP00047021	00636113	$375.00	Fee - May 14,2019 Bd Mtg	5/31/2019	930200	015	TIMOTHY S ELDR DGE	May 14,2019 Bd Mtg	5/14/2019		9000140303
AP00047021	00636138	$375.00	Fee - May 23,2019 AC Mtg	5/31/2019	930200	015	TIMOTHY S ELDR DGE	May 23,2019 AC Mtg	5/13/2019		9000140303
AP00047021	00636121	$375.00	Fee - May 24,2019 GC Mtg	5/31/2019	930200	015	TIMOTHY S ELDR DGE	May 24,2019 GC Mtg	5/24/2019		9000140303
AP00047021	00636151	$1,125.00	Fee - May 29-31,2019 ACES Conf	5/31/2019	930200	015	TIMOTHY S ELDR DGE	May 29-31,2019 ACES Conf	5/31/2019		9000140303
AP00047021	00636144	$375.00	Fee - May 7,2019 EC Mtg	5/31/2019	930200	015	TIMOTHY S ELDR DGE	May 7,2019 EC Mtg	5/7/2019		9000140303
AP00047054	00636097	$1,550.00	Jun 2019 Retainer	6/1/2019	930200	015	TIMOTHY S ELDR DGE	Jun 2019 Retainer	6/1/2019		9000140303
AP00047179	00639079	$184.98	Exp - Jun 10-11,2019 Bd/Annual	6/30/2019	930200	015	TIMOTHY S ELDR DGE	Jun 10-11,2019 Bd/Annual Mtg	6/11/2019		9000141374
AP00047179	00639101	$58.00	Exp - Jun 19,2019 EC Mtg	6/30/2019	930200	015	TIMOTHY S ELDR DGE	Jun 19,2019 EC Mtg	6/19/2019		9000141374
AP00047179	00639079	$750.00	Fee - Jun 10-11,2019 Bd/Annual	6/30/2019	930200	015	TIMOTHY S ELDR DGE	Jun 10-11,2019 Bd/Annual Mtg	6/11/2019		9000141374
AP00047179	00639101	$375.00	Fee - Jun 19,2019 EC Mtg	6/30/2019	930200	015	TIMOTHY S ELDR DGE	Jun 19,2019 EC Mtg	6/19/2019		9000141374
AP00047323	00639128	$1,550.00	Jul 2019 Retainer	7/1/2019	930200	015	TIMOTHY S ELDR DGE	Jul 2019 Retainer	7/1/2019		9000141374
AP00047787	00642033	$58.00	Exp - Jul 31,2019 GC Mtg	7/31/2019	930200	015	TIMOTHY S ELDR DGE	Jul 31,2019 GC Mtg	7/31/2019		9000142639
AP00047787	00642025	$58.00	Exp - Jul 9,2019 Bd Mtg	7/31/2019	930200	015	TIMOTHY S ELDR DGE	Jul 9,2019 Bd Mtg	7/9/2019		9000142639
AP00047787	00642033	$400.00	Fee - Jul 31,2019 GC Mtg	7/31/2019	930200	015	TIMOTHY S ELDR DGE	Jul 31,2019 GC Mtg	7/31/2019		9000142639
AP00047787	00642025	$400.00	Fee - Jul 9,2019 Bd Mtg	7/31/2019	930200	015	TIMOTHY S ELDR DGE	Jul 9,2019 Bd Mtg	7/9/2019		9000142639

PSC DR1 Response 47b.xlsx

AP Vouchered Detail - Account 930, all applicable subaccounts

Please see Recap at the end of this AP Vouchered Detail for Schedule L2 classification totals.

Journal ID	Voucher	Amount	Description	Acctg Date	Account	Dept	Name	Invoice	Invoice Date	PO No.	Payment
AP00047787	00642014	$1,500.00	Fee - Jun 30-Jul 3,2019 CFC Fo	7/31/2019	930200	015	TIMOTHY S ELDR DGE	Jun 30-Jul 3,2019 CFC Forum	7/3/2019		9000142639
AP00048099	00642002	$1,550.00	Aug 2019 Retainer	8/1/2019	930200	015	TIMOTHY S ELDR DGE	Aug 2019 Retainer	8/1/2019		9000142639
AP00048161	00644519	$58.00	Exp - Aug 13,2019 Bd Mtg	8/31/2019	930200	015	TIMOTHY S ELDR DGE	Aug 13,2019 Bd Mtg	8/13/2019		9000143598
AP00048161	00644527	$58.00	Exp - Aug 27,2019 GC Mtg	8/31/2019	930200	015	TIMOTHY S ELDR DGE	Aug 27,2019 GC Mtg	8/27/2019		9000143598
AP00048161	00644549	$75.40	Exp - Aug 5-6,2019 Strategic R	8/31/2019	930200	015	TIMOTHY S ELDR DGE	Aug 5-6,2019 Strategic Retreat	8/6/2019		9000143598
AP00048161	00644519	$400.00	Fee - Aug 13,2019 Bd Mtg	8/31/2019	930200	015	TIMOTHY S ELDR DGE	Aug 13,2019 Bd Mtg	8/13/2019		9000143598
AP00048161	00644527	$400.00	Fee - Aug 27,2019 GC Mtg	8/31/2019	930200	015	TIMOTHY S ELDR DGE	Aug 27,2019 GC Mtg	8/27/2019		9000143598
AP00048161	00644549	$800.00	Fee - Aug 5-6,2019 Strategic R	8/31/2019	930200	015	TIMOTHY S ELDR DGE	Aug 5-6,2019 Strategic Retreat	8/6/2019		9000143598
AP00048158	00644503	$1,550.00	Sep 2019 Retainer	9/1/2019	930200	015	TIMOTHY S ELDR DGE	Sep 2019 Retainer	9/1/2019		9000143598
AP00048398	00647057	$58.00	Exp - Sep 10,2019 Bd Mtg	9/30/2019	930200	015	TIMOTHY S ELDR DGE	Sep 10,2019 Bd Mtg	9/10/2019		9000144534
AP00048398	00647089	$465.01	Exp - Sep 15-17,2019 ACES Risk	9/30/2019	930200	015	TIMOTHY S ELDR DGE	Sep 15-17,2019 ACES Risk Forum	9/17/2019		9000144534
AP00048398	00647065	$58.00	Exp - Sep 20,2019 GC Mtg	9/30/2019	930200	015	TIMOTHY S ELDR DGE	Sep 20,2019 GC Mtg	9/20/2019		9000144534
AP00048398	00647057	$400.00	Fee - Sep 10,2019 Bd Mtg	9/30/2019	930200	015	TIMOTHY S ELDR DGE	Sep 10,2019 Bd Mtg	9/10/2019		9000144534
AP00048398	00647089	$1,200.00	Fee - Sep 15-17,2019 ACES Risk	9/30/2019	930200	015	TIMOTHY S ELDR DGE	Sep 15-17,2019 ACES Risk Forum	9/17/2019		9000144534
AP00048398	00647065	$400.00	Fee - Sep 20,2019 GC Mtg	9/30/2019	930200	015	TIMOTHY S ELDR DGE	Sep 20,2019 GC Mtg	9/20/2019		9000144534
AP00048395	00647108	$1,550.00	Oct 2019 Retainer	10/1/2019	930200	015	TIMOTHY S ELDR DGE	Oct 2019 Retainer	10/1/2019		9000144534
AP00048593	00650187	$58.00	Exp - Oct 15,2019 Bd Mtg	10/31/2019	930200	015	TIMOTHY S ELDR DGE	Oct 15,2019 Bd Mtg	10/15/2019		9000145641
AP00048593	00650196	$58.00	Exp - Oct 29,2019 GC Mtg	10/31/2019	930200	015	TIMOTHY S ELDR DGE	Oct 29,2019 GC Mtg	10/29/2019		9000145641
AP00048593	00650187	$400.00	Fee - Oct 15,2019 Bd Mtg	10/31/2019	930200	015	TIMOTHY S ELDR DGE	Oct 15,2019 Bd Mtg	10/15/2019		9000145641
AP00048593	00650196	$400.00	Fee - Oct 29,2019 GC Mtg	10/31/2019	930200	015	TIMOTHY S ELDR DGE	Oct 29,2019 GC Mtg	10/29/2019		9000145641
AP00048669	00650229	$1,550.00	Nov 2019 Retainer	11/1/2019	930200	015	TIMOTHY S ELDR DGE	Nov 2019 Retainer	11/1/2019		9000145641
AP00048797	00653278	$58.00	Exp - Nov 12,2019 Bd Mtg	11/30/2019	930200	015	TIMOTHY S ELDR DGE	Nov 12,2019 Bd Mtg	11/12/2019		9000146944
AP00048797	00653286	$58.00	Exp - Nov 20,2019 GC Mtg	11/30/2019	930200	015	TIMOTHY S ELDR DGE	Nov 20,2019 GC Mtg	11/20/2019		9000146944
AP00048797	00653278	$400.00	Fee - Nov 12,2019 Bd Mtg	11/30/2019	930200	015	TIMOTHY S ELDR DGE	Nov 12,2019 Bd Mtg	11/12/2019		9000146944
AP00048797	00653286	$400.00	Fee - Nov 20,2019 GC Mtg	11/30/2019	930200	015	TIMOTHY S ELDR DGE	Nov 20,2019 GC Mtg	11/20/2019		9000146944
AP00048942	00653263	$1,550.00	Dec 2019 Retainer	12/1/2019	930200	015	TIMOTHY S ELDR DGE	Dec 2019 Retainer	12/1/2019		9000146944
AP00049051	00656548	$58.00	Exp - Dec 10,2019 Bd Mtg	12/31/2019	930200	015	TIMOTHY S ELDR DGE	Dec 10,2019 Bd Mtg	12/10/2019		9000148298
AP00049051	00656548	$400.00	Fee - Dec 10,2019 Bd Mtg	12/31/2019	930200	015	TIMOTHY S ELDR DGE	Dec 10,2019 Bd Mtg	12/10/2019		9000148298
AP00049051	00656556	$150.00	Fee - Dec 18,2019 GC Mtg	12/31/2019	930200	015	TIMOTHY S ELDR DGE	Dec 18,2019 GC Mtg	12/18/2019		9000148298
AP00048126	00643131	$1,785.12	Exp - CFC Forum	8/21/2019	930200	015	FLEM NG-MASON ENERGY COOP	AP072319FME	7/23/2019		9000142979
AP00046165	00622711	$1,550.00	January 2019 Retainer	1/1/2019	930200	015	WILLIAM P SHEARER	Jan 2019 Retainer	1/1/2019		9000134512
AP00046251	00625354	$324.91	Exp - Jan 23-24,2019 Ky CFC Wo	1/31/2019	930200	015	WILLIAM P SHEARER	Jan 23-24,2019 Ky CFC Workshop	1/24/2019		9000135880
AP00046251	00625354	$750.00	Fee - Jan 23-24,2019 Ky CFC Wo	1/31/2019	930200	015	WILLIAM P SHEARER	Jan 23-24,2019 Ky CFC Workshop	1/24/2019		9000135880
AP00046409	00625369	$1,550.00	February 2019 Retainer	2/1/2019	930200	015	WILLIAM P SHEARER	Feb 2019 Retainer	2/1/2019		9000135880
AP00046456	00627916	$11.60	Exp - Feb 27,2019 AC Mtg	2/28/2019	930200	015	WILLIAM P SHEARER	Feb 27,2019 AC Mtg	2/27/2019		9000136881
AP00046456	00627912	$11.60	Exp - Feb 4,2019 SI Mtg	2/28/2019	930200	015	WILLIAM P SHEARER	Feb 4,2019 SI Mtg	2/4/2019		9000136881
AP00046456	00627888	$11.60	Exp - Feb 5,2019 Bd Mtg	2/28/2019	930200	015	WILLIAM P SHEARER	Feb 5,2019 Bd Mtg	2/5/2019		9000136881
AP00046456	00627916	$375.00	Fee - Feb 27,2019 AC Mtg	2/28/2019	930200	015	WILLIAM P SHEARER	Feb 27,2019 AC Mtg	2/27/2019		9000136881
AP00046456	00627912	$375.00	Fee - Feb 4,2019 SI Mtg	2/28/2019	930200	015	WILLIAM P SHEARER	Feb 4,2019 SI Mtg	2/4/2019		9000136881
AP00046456	00627888	$375.00	Fee - Feb 5,2019 Bd Mtg	2/28/2019	930200	015	WILLIAM P SHEARER	Feb 5,2019 Bd Mtg	2/5/2019		9000136881
AP00046531	00627942	$1,550.00	March 2019 Retainer	3/1/2019	930200	015	WILLIAM P SHEARER	Mar 2019 Retainer	3/1/2019		9000136881
AP00046609	00630438	$11.60	Exp - Mar 26,2019 AC Mtg	3/31/2019	930200	015	WILLIAM P SHEARER	Mar 26,2019 AC Mtg	3/26/2019		9000137941
AP00046609	00630434	$11.60	Exp - Mar 4,2019 SI Mtg	3/31/2019	930200	015	WILLIAM P SHEARER	Mar 4,2019 SI Mtg	3/4/2019		9000137941
AP00046609	00630411	$11.60	Exp - Mar 5,2019 Bd Mtg	3/31/2019	930200	015	WILLIAM P SHEARER	Mar 5,2019 Bd Mtg	3/5/2019		9000137941
AP00046609	00630438	$375.00	Fee - Mar 26,2019 AC Mtg	3/31/2019	930200	015	WILLIAM P SHEARER	Mar 26,2019 AC Mtg	3/26/2019		9000137941
AP00046609	00630434	$375.00	Fee - Mar 4,2019 SI Mtg	3/31/2019	930200	015	WILLIAM P SHEARER	Mar 4,2019 SI Mtg	3/4/2019		9000137941
AP00046609	00630411	$375.00	Fee - Mar 5,2019 Bd Mtg	3/31/2019	930200	015	WILLIAM P SHEARER	Mar 5,2019 Bd Mtg	3/5/2019		9000137941
AP00046739	00630452	$1,550.00	April 2019 Retainer	4/1/2019	930200	015	WILLIAM P SHEARER	Apr 2019 Retainer	4/1/2019		9000137941
AP00046829	00633615	$11.60	Exp - Apr 8,2019 SI Mtg	4/30/2019	930200	015	WILLIAM P SHEARER	Apr 8,2019 SI Mtg	4/8/2019		9000139279
AP00046829	00633592	$11.60	Exp - Apr 9,2019 Bd Mtg	4/30/2019	930200	015	WILLIAM P SHEARER	Apr 9,2019 Bd Mtg	4/9/2019		9000139279
AP00046829	00633615	$375.00	Fee - Apr 8,2019 SI Mtg	4/30/2019	930200	015	WILLIAM P SHEARER	Apr 8,2019 SI Mtg	4/8/2019		9000139279
AP00046829	00633592	$375.00	Fee - Apr 9,2019 Bd Mtg	4/30/2019	930200	015	WILLIAM P SHEARER	Apr 9,2019 Bd Mtg	4/9/2019		9000139279
AP00046923	00633624	$1,550.00	April 2019 Retainer	5/1/2019	930200	015	WILLIAM P SHEARER	May 2019 Retainer	5/1/2019		9000139279
AP00047021	00636131	$11.60	Exp - May 13,2019 SI Mtg	5/31/2019	930200	015	WILLIAM P SHEARER	May 13,2019 SI Mtg	5/13/2019		9000140296
AP00047021	00636106	$11.60	Exp - May 14,2019 Bd Mtg	5/31/2019	930200	015	WILLIAM P SHEARER	May 14,2019 Bd Mtg	5/14/2019		9000140296
AP00047021	00636136	$11.60	Exp - May 23,2019 AC Mtg	5/31/2019	930200	015	WILLIAM P SHEARER	May 23,2019 AC Mtg	5/13/2019		9000140296
AP00047021	00636131	$375.00	Fee - May 13,2019 SI Mtg	5/31/2019	930200	015	WILLIAM P SHEARER	May 13,2019 SI Mtg	5/13/2019		9000140296
AP00047021	00636106	$375.00	Fee - May 14,2019 Bd Mtg	5/31/2019	930200	015	WILLIAM P SHEARER	May 14,2019 Bd Mtg	5/14/2019		9000140296
AP00047021	00636136	$375.00	Fee - May 23,2019 AC Mtg	5/31/2019	930200	015	WILLIAM P SHEARER	May 23,2019 AC Mtg	5/13/2019		9000140296
AP00047054	00636090	$1,550.00	Jun 2019 Retainer	6/1/2019	930200	015	WILLIAM P SHEARER	Jun 2019 Retainer	6/1/2019		9000140296
AP00047179	00639072	$11.60	Exp - Jun 10,2019 Bd Mtg	6/30/2019	930200	015	WILLIAM P SHEARER	Jun 10,2019 Bd Mtg	6/10/2019		9000141367
AP00047179	00639087	$11.60	Exp - Jun 11,2019 Annual Mtg	6/30/2019	930200	015	WILLIAM P SHEARER	Jun 11,2019 Annual Mtg	6/11/2019		9000141367

PSC DR1 Response 47b.xlsx

AP Vouchered Detail - Account 930, all applicable subaccounts

Please see Recap at the end of this AP Vouchered Detail for Schedule L2 classification totals.

Journal ID	Voucher	Amount	Description	Acctg Date	Account	Dept	Name	Invoice	Invoice Date	PO No.	Payment
AP00047179	00639115	$11.60	Exp - Jun 24,2019 Bid Opening	6/30/2019	930200	015	WILLIAM P SHEARER	Jun 24,2019 Bid Opening	6/24/2019		9000141367
AP00047179	00639072	$375.00	Fee - Jun 10,2019 Bd Mtg	6/30/2019	930200	015	WILLIAM P SHEARER	Jun 10,2019 Bd Mtg	6/10/2019		9000141367
AP00047179	00639087	$375.00	Fee - Jun 11,2019 Annual Mtg	6/30/2019	930200	015	WILLIAM P SHEARER	Jun 11,2019 Annual Mtg	6/11/2019		9000141367
AP00047179	00639115	$375.00	Fee - Jun 24,2019 Bid Opening	6/30/2019	930200	015	WILLIAM P SHEARER	Jun 24,2019 Bid Opening	6/24/2019		9000141367
AP00047323	00639122	$1,550.00	Jul 2019 Retainer	7/1/2019	930200	015	WILLIAM P SHEARER	Jul 2019 Retainer	7/1/2019		9000141367
AP00047787	00642042	$11.60	Exp - Jul 8,2019 Sl Mtg	7/31/2019	930200	015	WILLIAM P SHEARER	Jul 8,2019 Sl Mtg	7/8/2019		9000142633
AP00047787	00642019	$11.60	Exp - Jul 9,2019 Bd Mtg	7/31/2019	930200	015	WILLIAM P SHEARER	Jul 9,2019 Bd Mtg	7/9/2019		9000142633
AP00047787	00642049	$11.60	Exp - Jun 19,2019 Bid Opening	7/31/2019	930200	015	WILLIAM P SHEARER	Jun 19,2019 Bid Opening	6/19/2019		9000142633
AP00047787	00642042	$375.00	Fee - Jul 8,2019 Sl Mtg	7/31/2019	930200	015	WILLIAM P SHEARER	Jul 8,2019 Sl Mtg	7/8/2019		9000142633
AP00047787	00642019	$400.00	Fee - Jul 9,2019 Bd Mtg	7/31/2019	930200	015	WILLIAM P SHEARER	Jul 9,2019 Bd Mtg	7/9/2019		9000142633
AP00047787	00642049	$375.00	Fee - Jun 19,2019 Bid Opening	7/31/2019	930200	015	WILLIAM P SHEARER	Jun 19,2019 Bid Opening	6/19/2019		9000142633
AP00048099	00641996	$1,550.00	Aug 2019 Retainer	8/1/2019	930200	015	WILLIAM P SHEARER	Aug 2019 Retainer	8/1/2019		9000142633
AP00048161	00644536	$11.60	Exp - Aug 12,2019 Sl Mtg	8/31/2019	930200	015	WILLIAM P SHEARER	Aug 12,2019 Sl Mtg	8/12/2019		9000143592
AP00048161	00644514	$11.60	Exp - Aug 13,2019 Bd Mtg	8/31/2019	930200	015	WILLIAM P SHEARER	Aug 13,2019 Bd Mtg	8/13/2019		9000143592
AP00048161	00644536	$400.00	Fee - Aug 12,2019 Sl Mtg	8/31/2019	930200	015	WILLIAM P SHEARER	Aug 12,2019 Sl Mtg	8/12/2019		9000143592
AP00048161	00644514	$400.00	Fee - Aug 13,2019 Bd Mtg	8/31/2019	930200	015	WILLIAM P SHEARER	Aug 13,2019 Bd Mtg	8/13/2019		9000143592
AP00048158	00644497	$1,550.00	Sep 2019 Retainer	9/1/2019	930200	015	WILLIAM P SHEARER	Sep 2019 Retainer	9/1/2019		9000143592
AP00048398	00647052	$11.60	Exp - Sep 10,2019 Bd Mtg	9/30/2019	930200	015	WILLIAM P SHEARER	Sep 10,2019 Bd Mtg	9/10/2019		9000144528
AP00048398	00647081	$11.60	Exp - Sep 4,2019 AC Mtg	9/30/2019	930200	015	WILLIAM P SHEARER	Sep 4,2019 AC Mtg	9/4/2019		9000144528
AP00048398	00647076	$11.60	Exp - Sep 9,2019 Sl Mtg	9/30/2019	930200	015	WILLIAM P SHEARER	Sep 9,2019 Sl Mtg	9/9/2019		9000144528
AP00048398	00647052	$400.00	Fee - Sep 10,2019 Bd Mtg	9/30/2019	930200	015	WILLIAM P SHEARER	Sep 10,2019 Bd Mtg	9/10/2019		9000144528
AP00048398	00647081	$400.00	Fee - Sep 4,2019 AC Mtg	9/30/2019	930200	015	WILLIAM P SHEARER	Sep 4,2019 AC Mtg	9/4/2019		9000144528
AP00048398	00647076	$400.00	Fee - Sep 9,2019 Sl Mtg	9/30/2019	930200	015	WILLIAM P SHEARER	Sep 9,2019 Sl Mtg	9/9/2019		9000144528
AP00048395	00647102	$1,550.00	Oct 2019 Retainer	10/1/2019	930200	015	WILLIAM P SHEARER	Oct 2019 Retainer	10/1/2019		9000144528
AP00048593	00650204	$11.60	Exp - Oct 14,2019 Sl Mtg	10/31/2019	930200	015	WILLIAM P SHEARER	Oct 14,2019 Sl Mtg	10/14/2019		9000145635
AP00048593	00650181	$11.60	Exp - Oct 15,2019 Bd Mtg	10/31/2019	930200	015	WILLIAM P SHEARER	Oct 15,2019 Bd Mtg	10/15/2019		9000145635
AP00048593	00650204	$400.00	Fee - Oct 14,2019 Sl Mtg	10/31/2019	930200	015	WILLIAM P SHEARER	Oct 14,2019 Sl Mtg	10/14/2019		9000145635
AP00048593	00650181	$400.00	Fee - Oct 15,2019 Bd Mtg	10/31/2019	930200	015	WILLIAM P SHEARER	Oct 15,2019 Bd Mtg	10/15/2019		9000145635
AP00048669	00650223	$1,550.00	Nov 2019 Retainer	11/1/2019	930200	015	WILLIAM P SHEARER	Nov 2019 Retainer	11/1/2019		9000145635
AP00048797	00653296	$11.60	Exp - Nov 11,2019 Sl Mtg	11/30/2019	930200	015	WILLIAM P SHEARER	Nov 11,2019 Sl Mtg	11/11/2019		9000146938
AP00048797	00653272	$11.60	Exp - Nov 12,2019 Bd Mtg	11/30/2019	930200	015	WILLIAM P SHEARER	Nov 12,2019 Bd Mtg	11/12/2019		9000146938
AP00048797	00653301	$11.60	Exp - Nov 14,2019 AC Mtg	11/30/2019	930200	015	WILLIAM P SHEARER	Nov 14,2019 AC Mtg	11/14/2019		9000146938
AP00048797	00653296	$400.00	Fee - Nov 11,2019 Sl Mtg	11/30/2019	930200	015	WILLIAM P SHEARER	Nov 11,2019 Sl Mtg	11/11/2019		9000146938
AP00048797	00653272	$400.00	Fee - Nov 12,2019 Bd Mtg	11/30/2019	930200	015	WILLIAM P SHEARER	Nov 12,2019 Bd Mtg	11/12/2019		9000146938
AP00048797	00653301	$400.00	Fee - Nov 14,2019 AC Mtg	11/30/2019	930200	015	WILLIAM P SHEARER	Nov 14,2019 AC Mtg	11/14/2019		9000146938
AP00048942	00653257	$1,550.00	Dec 2019 Retainer	12/1/2019	930200	015	WILLIAM P SHEARER	Dec 2019 Retainer	12/1/2019		9000146938
AP00049051	00656542	$11.60	Exp - Dec 10,2019 Bd Mtg	12/31/2019	930200	015	WILLIAM P SHEARER	Dec 10,2019 Bd Mtg	12/10/2019		9000148292
AP00049051	00656542	$400.00	Fee - Dec 10,2019 Bd Mtg	12/31/2019	930200	015	WILLIAM P SHEARER	Dec 10,2019 Bd Mtg	12/10/2019		9000148292
AP00049051	00656566	$150.00	Fee - Dec 9,2019 Sl Mtg	12/31/2019	930200	015	WILLIAM P SHEARER	Dec 9,2019 Sl Mtg	12/9/2019		9000148292
AP00046237	00625260	$45.14	1/19 Cell/Data/iPad	1/31/2019	930200	015	AT&T	14513398	1/16/2019		9000135999
AP00047149	00638426	$45.12	Cell/Data/iPad Charges	6/29/2019	930200	015	AT&T	JV636025	5/16/2019		
AP00046418	00626978	$45.68	2/19 Cell/iPad/Data/Air Card	2/28/2019	930200	015	AT&T MOBILITY	14623266	2/16/2019		9000136459
AP00046590	00629552	$45.12	Cell/Data/iPad Charges	3/28/2019	930200	015	AT&T MOBILITY	14734096	3/16/2019		9000137524
AP00046783	00633121	$45.12	iPad - J Spalding	4/30/2019	930200	015	AT&T MOBILITY	14845992	4/16/2019		9000139109
AP00047670	00641398	$45.12	Cell/Data	7/31/2019	930200	015	AT&T MOBILITY	15072608	6/16/2019		9000142277
AP00048120	00641904	$45.12	Data-iPad,Air Card,Cell	8/7/2019	930200	015	AT&T MOBILITY	15187261	7/16/2019		9000142476
AP00048401	00647210	$45.79	Cell and device data	9/30/2019	930200	015	AT&T MOBILITY	15302883CORR	8/16/2019		9000144681
AP00048569	00647687	$45.84	Cell and device data	10/9/2019	930200	015	AT&T MOBILITY	15419366	9/16/2019		9000144681
AP00048772	00650291	$45.12	Data, Air-time, etc.	11/6/2019	930200	015	AT&T MOBILITY	15536761	10/16/2019		9000145715
AP00049151	00656707	$45.07	Cell Phone/Air Card/iPad data	12/31/2019	930200	015	AT&T MOBILITY	15655152	11/16/2019		9000148409
AP00049151	00656716	$45.07	Cell Phone/Air Card/iPad data	12/31/2019	930200	015	AT&T MOBILITY	15774372	12/16/2019		9000148409
AP00047674	00639578	$400.00	Strategic Retreat Guitarist	7/10/2019	930200	015	BEN LACY	R05212019	5/21/2019		9000142122
AP00047787	00641885	$8,800.00	CEO Annual Review/Presentation	7/31/2019	930200	015	GEORGE ALDRIDGE	JV631022	3/8/2019		
AP00046580	00630120	$6,750.00	Dir/Mem System CEO Gov Assess	3/31/2019	930200	015	NATIONAL RURAL ELECTRIC COOP ASSOC	NCG1881001	3/27/2019		
AP00046580	00630120	$2,500.00	G&T Dir Comp Review and Analys	3/31/2019	930200	015	NATIONAL RURAL ELECTRIC COOP ASSOC	NCG1881001	3/27/2019		
AP00046580	00630120	$2,500.00	G&T Specific CEO Comp Review	3/31/2019	930200	015	NATIONAL RURAL ELECTRIC COOP ASSOC	NCG1881001	3/27/2019		
AP00046741	00630120	($6,750.00)	Dir/Mem System CEO Gov Assess	4/19/2019	930200	015	NATIONAL RURAL ELECTRIC COOP ASSOC	NCG1881001	3/27/2019		
AP00046778	00631578	$0.00	Dir/Mem System CEO Gov Assess	4/19/2019	930200	015	NATIONAL RURAL ELECTRIC COOP ASSOC	NCG1881001A	3/27/2019		9000138539
AP00046778	00631578	$6,750.00	Dir/Mem System CEO Gov Assess	4/19/2019	930200	015	NATIONAL RURAL ELECTRIC COOP ASSOC	NCG1881001A	3/27/2019		9000138803
AP00046741	00630120	($2,500.00)	G&T Dir Comp Review and Analys	4/19/2019	930200	015	NATIONAL RURAL ELECTRIC COOP ASSOC	NCG1881001	3/27/2019		
AP00046778	00631578	$2,500.00	G&T Dir Comp Review and Analys	4/19/2019	930200	015	NATIONAL RURAL ELECTRIC COOP ASSOC	NCG1881001A	3/27/2019		9000138803
AP00046778	00631578	$0.00	G&T Dir Comp Review and Analys	4/19/2019	930200	015	NATIONAL RURAL ELECTRIC COOP ASSOC	NCG1881001A	3/27/2019		9000138539

PSC DR1 Response 47b.xlsx

AP Vouchered Detail - Account 930, all applicable subaccounts

Please see Recap at the end of this AP Vouchered Detail for Schedule L2 classification totals.

Journal ID	Voucher	Amount	Description	Acctg Date	Account	Dept	Name	Invoice	Invoice Date	PO No.	Payment
AP00046741	00630120	($2,500.00)	G&T Specific CEO Comp Review	4/19/2019	930200	015	NATIONAL RURAL ELECTRIC COOP ASSOC	NCG1881001	3/27/2019		
AP00046975	00635862	$1,100.00	Custom Bd Benchmarking Analysi	5/31/2019	930200	015	NATIONAL RURAL ELECTRIC COOP ASSOC	NCG1881002	5/20/2019		9000140384
AP00047787	00641884	$2,500.00	G&T Specific CEO Comp Review	7/31/2019	930200	015	NATIONAL RURAL ELECTRIC COOP ASSOC	JV631578	3/27/2019		
AP00048987	00654497	$1,748.28	Wellness Program	12/20/2019	930200	010	NEVELS FITNESS AGENCY NC	1002	12/10/2019		9000147721
AP00049303	00657692	($1,748.28)	Wellness Program	12/31/2019	930200	010	NEVELS FITNESS AGENCY NC	JV654497	12/10/2019		
AP00046210	00624584	$3,109.00	Board lunch	1/31/2019	930200	041	PNC BANK	4487388_00000000000000211	1/15/2019		
AP00046210	00624584	$7.00	Breakfast for Governance Commi	1/31/2019	930200	041	PNC BANK	4487388_00000000000000211	1/15/2019		
AP00046210	00624584	$31.70	Breakfast for Governance Commi	1/31/2019	930200	041	PNC BANK	4487388_00000000000000211	1/15/2019		
AP00046418	00627236	$27.98	Board Breakfast	2/28/2019	930200	041	PNC BANK	4514120_00000000000000218	2/15/2019		
AP00046418	00627236	$630.81	Board Committee Lunch - Februa	2/28/2019	930200	041	PNC BANK	4514120_00000000000000218	2/15/2019		
AP00046418	00627236	$1,564.14	Board Lunch - February	2/28/2019	930200	041	PNC BANK	4514120_00000000000000218	2/15/2019		
AP00046418	00627236	$23.96	Breakfast for Board mtg. & gif	2/28/2019	930200	041	PNC BANK	4514120_00000000000000218	2/15/2019		
AP00046418	00627236	$61.55	Committee & Board breakfast	2/28/2019	930200	041	PNC BANK	4514120_00000000000000218	2/15/2019		
AP00046580	00629807	$22.57	Breakfast for Audit Committee	3/29/2019	930200	041	PNC BANK	4538124_00000000000000221	3/15/2019		
AP00046580	00629807	$27.92	Breakfast for Board mtg.	3/29/2019	930200	041	PNC BANK	4538124_00000000000000221	3/15/2019		
AP00046580	00629807	$34.97	Breakfast for Board mtg.	3/29/2019	930200	041	PNC BANK	4538124_00000000000000221	3/15/2019		
AP00046580	00629807	$112.61	Committee & Board breakfast/lu	3/29/2019	930200	041	PNC BANK	4538124_00000000000000221	3/15/2019		
AP00046580	00629807	$1,286.50	Lunch for Board mtg.	3/29/2019	930200	041	PNC BANK	4538124_00000000000000221	3/15/2019		
AP00046580	00629807	$752.70	Lunch for Committee mtg.	3/29/2019	930200	041	PNC BANK	4538124_00000000000000221	3/15/2019		
AP00046580	00629807	$7.61	Salad for Narmanda (Committee	3/29/2019	930200	041	PNC BANK	4538124_00000000000000221	3/15/2019		
AP00046778	00632548	$41.88	Breakfast for Audit Committee	4/30/2019	930200	041	PNC BANK	4567299_00000000000000216	4/15/2019		
AP00046778	00632548	$7.00	Breakfast for Audit Committee	4/30/2019	930200	041	PNC BANK	4567299_00000000000000216	4/15/2019		
AP00046778	00632548	$20.99	Breakfast for Board mtg.	4/30/2019	930200	041	PNC BANK	4567299_00000000000000216	4/15/2019		
AP00046778	00632548	$12.36	Breakfast for Board mtg.	4/30/2019	930200	041	PNC BANK	4567299_00000000000000216	4/15/2019		
AP00046778	00632548	$13.96	Breakfast for Committee mtg.	4/30/2019	930200	041	PNC BANK	4567299_00000000000000216	4/15/2019		
AP00046778	00632548	$26.91	Breakfast for Committee mtg.	4/30/2019	930200	041	PNC BANK	4567299_00000000000000216	4/15/2019		
AP00046778	00632548	$7.63	Breakfast for Gov. Committee	4/30/2019	930200	041	PNC BANK	4567299_00000000000000216	4/15/2019		
AP00046778	00632548	$162.46	Lunch for Audit, Amanda Weaver	4/30/2019	930200	041	PNC BANK	4567299_00000000000000216	4/15/2019		
AP00046778	00632548	$522.80	Lunch for Board mtg.	4/30/2019	930200	041	PNC BANK	4567299_00000000000000216	4/15/2019		
AP00046778	00632548	$2,000.00	Lunch for Board mtg.	4/30/2019	930200	041	PNC BANK	4567299_00000000000000216	4/15/2019		
AP00046778	00632548	$655.19	Lunch for Committee mtg.	4/30/2019	930200	041	PNC BANK	4567299_00000000000000216	4/15/2019		
AP00046778	00632548	$262.80	Lunch for Gov. Committee	4/30/2019	930200	041	PNC BANK	4567299_00000000000000216	4/15/2019		
AP00046982	00635550	$31.16	Breakfast for Board mtg.	5/31/2019	930200	041	PNC BANK	4595529_00000000000000236	5/15/2019		
AP00046982	00635550	$12.66	Breakfast for Exec. Committee	5/31/2019	930200	041	PNC BANK	4595529_00000000000000236	5/15/2019		
AP00046982	00635550	$7.00	Breakfast for Exec. Committee	5/31/2019	930200	041	PNC BANK	4595529_00000000000000236	5/15/2019		
AP00046982	00635550	$8.06	Breakfast for Gov. Committee	5/31/2019	930200	041	PNC BANK	4595529_00000000000000236	5/15/2019		
AP00046982	00635550	$11.16	Breakfast for Gov. Committee	5/31/2019	930200	041	PNC BANK	4595529_00000000000000236	5/15/2019		
AP00046982	00635550	$122.09	Committee & Board breakfast &	5/31/2019	930200	041	PNC BANK	4595529_00000000000000236	5/15/2019		
AP00046982	00635550	$706.58	Lunch for Committee mtgs.	5/31/2019	930200	041	PNC BANK	4595529_00000000000000236	5/15/2019		
AP00046982	00635550	$176.02	Lunch for Exec. Comm. & MJ War	5/31/2019	930200	041	PNC BANK	4595529_00000000000000236	5/15/2019		
AP00046982	00635550	$457.59	Lunch for Gov. & Denver	5/31/2019	930200	041	PNC BANK	4595529_00000000000000236	5/15/2019		
AP00047163	00638656	$110.59	Breakfast & snacks for Board m	6/30/2019	930200	041	PNC BANK	4620541_00000000000000228	6/17/2019		
AP00047163	00638656	$19.75	Breakfast for Audit committee	6/30/2019	930200	041	PNC BANK	4620541_00000000000000228	6/17/2019		
AP00047163	00638656	$20.99	Breakfast for Board mtg.	6/30/2019	930200	041	PNC BANK	4620541_00000000000000228	6/17/2019		
AP00047163	00638656	$14.88	Breakfast for Board mtg.	6/30/2019	930200	041	PNC BANK	4620541_00000000000000228	6/17/2019		
AP00047163	00638656	$10.81	Breakfast for Governance Commi	6/30/2019	930200	041	PNC BANK	4620541_00000000000000228	6/17/2019		
AP00047163	00638656	$250.94	Lunch for A. Hamm, K. Fyffe &	6/30/2019	930200	041	PNC BANK	4620541_00000000000000228	6/17/2019		
AP00047163	00638656	$1,005.11	Lunch for Board mtg.	6/30/2019	930200	041	PNC BANK	4620541_00000000000000228	6/17/2019		
AP00047163	00638656	$245.03	Lunch for Gov. Comm.	6/30/2019	930200	041	PNC BANK	4620541_00000000000000228	6/17/2019		
AP00047327	00639619	$235.92	Lunch for Audit Committee	7/10/2019	930200	041	PNC BANK	JV629807	3/15/2019		
AP00047670	00641205	$22.80	Breakfast for Board & snacks f	7/31/2019	930200	041	PNC BANK	4645511_00000000000000218	7/15/2019		
AP00047670	00641205	$41.35	Breakfast for Board mtg.	7/31/2019	930200	041	PNC BANK	4645511_00000000000000218	7/15/2019		
AP00047670	00641205	$19.08	Breakfast for Board mtg.	7/31/2019	930200	041	PNC BANK	4645511_00000000000000218	7/15/2019		
AP00047670	00641205	$7.63	Breakfast for Executive Commit	7/31/2019	930200	041	PNC BANK	4645511_00000000000000218	7/15/2019		
AP00047670	00641205	$1,549.14	Lunch for Board mtg.	7/31/2019	930200	041	PNC BANK	4645511_00000000000000218	7/15/2019		
AP00047670	00641205	$2,067.00	Lunch for Board mtg. - June	7/31/2019	930200	041	PNC BANK	4645511_00000000000000218	7/15/2019		
AP00047670	00641205	$757.20	Lunch for Committee mtg.	7/31/2019	930200	041	PNC BANK	4645511_00000000000000218	7/15/2019		
AP00048126	00644061	$28.73	Board breakfast & lunch	8/30/2019	930200	041	PNC BANK	4671138_00000000000000228	8/15/2019		
AP00048126	00644061	$1,317.02	Board Lunch	8/30/2019	930200	041	PNC BANK	4671138_00000000000000228	8/15/2019		
AP00048126	00644061	$28.62	Breakfast for Board mtg.	8/30/2019	930200	041	PNC BANK	4671138_00000000000000228	8/15/2019		
AP00048126	00644061	$20.99	Breakfast for Governance Commi	8/30/2019	930200	041	PNC BANK	4671138_00000000000000228	8/15/2019		
AP00048126	00644061	$10.49	Breakfast for Governance Commi	8/30/2019	930200	041	PNC BANK	4671138_00000000000000228	8/15/2019		

PSC DR1 Response 47b.xlsx

AP Vouchered Detail - Account 930, all applicable subaccounts

Please see Recap at the end of this AP Vouchered Detail for Schedule L2 classification totals.

Journal ID	Voucher	Amount	Description	Acctg Date	Account	Dept	Name	Invoice	Invoice Date	PO No.	Payment
AP00048126	00644061	$44.69	Drinks & lunch for Board mtg.	8/30/2019	930200	041	PNC BANK	4671138_00000000000000000228	8/15/2019		
AP00048126	00644061	$575.69	Lunch for Board Committee	8/30/2019	930200	041	PNC BANK	4671138_00000000000000000228	8/15/2019		
AP00048126	00644061	$221.40	Lunch for Tom Castle & Governa	8/30/2019	930200	041	PNC BANK	4671138_00000000000000000228	8/15/2019		
AP00048344	00646472	$48.03	Breakfast & desserts for Board	9/30/2019	930200	041	PNC BANK	4690734_00000000000000000234	9/16/2019		
AP00048344	00646472	$8.51	Breakfast for Board mtg.	9/30/2019	930200	041	PNC BANK	4690734_00000000000000000234	9/16/2019		
AP00048344	00646472	$28.62	Breakfast for Board mtg.	9/30/2019	930200	041	PNC BANK	4690734_00000000000000000234	9/16/2019		
AP00048344	00646472	$7.00	Breakfast for Governance & MSA	9/30/2019	930200	041	PNC BANK	4690734_00000000000000000234	9/16/2019		
AP00048344	00646472	$7.61	Committee lunch for Narmada	9/30/2019	930200	041	PNC BANK	4690734_00000000000000000234	9/16/2019		
AP00048344	00646462	$1,298.00	Director's Shirts	9/30/2019	930200	015	PNC BANK	4690734_00000000000000000224	9/16/2019		
AP00048344	00646472	$445.20	Lunch for Board Committee	9/30/2019	930200	041	PNC BANK	4690734_00000000000000000234	9/16/2019		
AP00048344	00646472	$2,576.00	Lunch for Board mtg.	9/30/2019	930200	041	PNC BANK	4690734_00000000000000000234	9/16/2019		
AP00048344	00646472	$235.88	Lunch for Governance Committee	9/30/2019	930200	041	PNC BANK	4690734_00000000000000000234	9/16/2019		
AP00048578	00649801	$7.64	Breakfast for Governance Commi	10/31/2019	930200	041	PNC BANK	4715907_00000000000000000237	10/15/2019		
AP00048578	00649801	$79.59	Committee & Board breakfast &	10/31/2019	930200	041	PNC BANK	4715907_00000000000000000237	10/15/2019		
AP00048578	00649801	$128.72	Lunch for Governance Committee	10/31/2019	930200	041	PNC BANK	4715907_00000000000000000237	10/15/2019		
AP00048772	00652554	$1,384.02	Board lunch - November	11/30/2019	930200	041	PNC BANK	4739208_00000000000000000230	11/15/2019		
AP00048772	00652554	$1,474.47	Board lunch - October	11/30/2019	930200	041	PNC BANK	4739208_00000000000000000230	11/15/2019		
AP00048772	00652554	$28.04	Board mtg. breakfast	11/30/2019	930200	041	PNC BANK	4739208_00000000000000000230	11/15/2019		
AP00048772	00652554	$28.04	Board mtg. breakfast	11/30/2019	930200	041	PNC BANK	4739208_00000000000000000230	11/15/2019		
AP00048772	00652554	$6.41	Breakfast for Governance	11/30/2019	930200	041	PNC BANK	4739208_00000000000000000230	11/15/2019		
AP00048772	00652554	$520.99	Committe mtg. lunch - October	11/30/2019	930200	041	PNC BANK	4739208_00000000000000000230	11/15/2019		
AP00048772	00652554	$121.12	Committee & board breakfast &	11/30/2019	930200	041	PNC BANK	4739208_00000000000000000230	11/15/2019		
AP00048772	00652554	$243.68	Lunch for Governance & Kelly G	11/30/2019	930200	041	PNC BANK	4739208_00000000000000000230	11/15/2019		
AP00048772	00652554	$11.44	Napkins & plates for Board lun	11/30/2019	930200	041	PNC BANK	4739208_00000000000000000230	11/15/2019		
AP00048987	00655501	$2,344.56	Board lunch	12/31/2019	930200	041	PNC BANK	4763201_00000000000000000231	12/16/2019		
AP00048987	00655501	$20.51	Breakfast for Board mtg.	12/31/2019	930200	041	PNC BANK	4763201_00000000000000000231	12/16/2019		
AP00048987	00655501	$8.96	Breakfast for Governance Commi	12/31/2019	930200	041	PNC BANK	4763201_00000000000000000231	12/16/2019		
AP00048987	00655501	$125.33	Breakfast, lunch & candy for C	12/31/2019	930200	041	PNC BANK	4763201_00000000000000000231	12/16/2019		
AP00048987	00655501	$87.74	Dessert for Board lunch	12/31/2019	930200	041	PNC BANK	4763201_00000000000000000231	12/16/2019		
AP00048987	00655501	$551.20	Lunc for Committee mtg.	12/31/2019	930200	041	PNC BANK	4763201_00000000000000000231	12/16/2019		
AP00048987	00655501	$202.18	Lunch for K. Fyffe, Governance	12/31/2019	930200	041	PNC BANK	4763201_00000000000000000231	12/16/2019		
AP00048987	00655501	$35.76	Plates & napkins for Board lun	12/31/2019	930200	041	PNC BANK	4763201_00000000000000000231	12/16/2019		
		$649,190.88	**Total Schedule L2 - "Director's Fees and Expenses" Class and Account 930200**								
Schedule L2 - "Industry Association Dues" Class											
AP00046415	00626955	$19,100.00	2019 USWAG Membership Dues	2/27/2019	930201	172	EDISON ELECTRIC INSTITUTE	237504	2/11/2019		9000136655
AP00046415	00626283	$2,400.00	2019 Ky Chamber Dues	2/20/2019	930201	015	KY ASSOC OF ELECTRIC COOP	11615829	2/7/2019		9000136668
AP00046415	00626281	$300.00	2019 Managers Assoc Dues	2/20/2019	930201	015	KY ASSOC OF ELECTRIC COOP	11615344	1/29/2019		9000136173
AP00046237	00624937	$5,000.00	2019 Membership Dues	1/31/2019	930201	069	M DWEST ENERGY EFFICIENCY ALLIANCE	4374	1/11/2019		9000135835
AP00046409	00624937	$5,000.00	2019 Membership Dues	2/5/2019	930201	069	M DWEST ENERGY EFFICIENCY ALLIANCE	4374	1/11/2019		9000135835
AP00046409	00624937	($5,000.00)	2019 Membership Dues	2/5/2019	930201	069	M DWEST ENERGY EFFICIENCY ALLIANCE	4374	1/11/2019		9000135835
AP00046778	00632567	$200.00	NERC webRegistry - EKPMPT PSE	4/30/2019	930201	133	PNC BANK	4567299_00000000000000000235	4/15/2019		
AP00047163	00637426	$15,667.31	2019 Dues (1st billing)	6/19/2019	930201	015	SE FED POWER CUSTOMERS INC	051918	5/31/2019		9000140946
AP00048765	00651266	$15,667.31	2019 Dues (2nd billing)	11/15/2019	930201	015	SE FED POWER CUSTOMERS INC	111918	11/8/2019		9000146492
AP00046210	00623703	$1,749.39	2018 EKPC Assessment	1/22/2019	930201	015	SE POWER RESOURCES COMMITTEE	2018	1/17/2019		9000135178
		$60,084.01	**Total Schedule L2 - "Industry Association Dues" Class**								
Schedule L2 - "Dues and Subscriptions" Class											
AP00048099	00641902	$550.00	8/19-8/20 Dues	8/7/2019	930201	069	BU LDING NDUSTRY ASSOCIATION	5249	6/28/2019		9000142863
AP00046210	00624212	$2,492.00	Dues - 2/2019-1/2020	1/29/2019	930201	015	COMMERCE LEX NGTON	100224	1/2/2019		9000135485
AP00048123	00641768	$25,109.47	EPRI Program 94: Energy Storag	8/6/2019	930201	124	EPRI	90028329	6/24/2019	0000134561	9000142471
AP00048123	00641769	$25,109.47	EPRI Program 94: Energy Storag	8/6/2019	930201	124	EPRI	90028332	7/1/2019	0000134561	9000142471
AP00048123	00641769	$25,109.47	EPRI Program 94: Energy Storag	8/6/2019	930201	124	EPRI	90028332	7/1/2019	0000134561	9000142471
AP00048123	00641769	($25,109.47)	EPRI Program 94: Energy Storag	8/6/2019	930201	124	EPRI	90028332	7/1/2019	0000134561	9000142471
AP00048123	00642392	$25,109.47	EPRI Program 94: Energy Storag	8/14/2019	930201	124	EPRI	90028330	6/24/2019	0000134561	9000142754
AP00048569	00647804	$25,109.47	EPRI Program 94: Energy Storag	10/14/2019	930201	124	EPRI	90029081	10/1/2019	0000134561	9000145367
AP00046165	00622049	$600.00	2019 Membership Dues	1/2/2019	930201	063	GERMAN AMERICAN CHAMBER OF COM	10284916332	12/7/2018		9000134463
AP00048123	00642459	$175.00	2019/2020 Dues	8/15/2019	930201	060	GLASGOW BARREN CO CHAMBER OF COM	18058	7/16/2019		9000142850
AP00046165	00622028	$3,500.00	2019 EFG Membership - RES	1/2/2019	930201	087	ITRON NC	503948	12/2/2018		9000134333
AP00048765	00651370	$700.00	2020 Club Membership Dues	11/19/2019	930201	064	KEENELAND ASSOCIATION INC	3017 Dues 2020	11/1/2019		9000146260
AP00049046	00656479	($700.00)	2020 Club Membership Dues	12/31/2019	930201	064	KEENELAND ASSOCIATION INC	JV651370	11/1/2019		
AP00046415	00626942	$199.89	2019 Assessment	2/27/2019	930201	043	KENTUCKY ASSIGNED CLAIMS PLAN	2019	2/8/2019		9000136479
AP00048126	00643493	$3,925.00	9/19-8/20 Membership Dues	8/27/2019	930201	015	KY ASSOCIATION OF MANUFACTURERS	2759323	7/30/2019		9000143292

PSC DR1 Response 47b.xlsx

AP Vouchered Detail - Account 930, all applicable subaccounts

Please see Recap at the end of this AP Vouchered Detail for Schedule L2 classification totals.

Journal ID	Voucher	Amount	Description	Acctg Date	Account	Dept	Name	Invoice	Invoice Date	PO No.	Payment
AP00048344	00644795	$300.00	2019 Corporate Membership Dues	9/9/2019	930201	063	KENTUCKY AVIATION ASSOCIATION NC	C201915	5/8/2019		9000143824
AP00046165	00622052	$1,232.00	2019 Associate Member Dues	1/2/2019	930201	174	KENTUCKY COAL ASSOCIATION CORP	2019	12/13/2018		9000134352
AP00046580	00628396	$1,000.00	KAIC Membership Mar-Feb	3/13/2019	930201	063	KENTUCKY SC ENCE & TECHNOLOGY CORP	2150	2/1/2019		9000137045
AP00046580	00628392	$800.00	2019 Membership Dues	3/13/2019	930201	047	KENTUCKY SELF- NSURERS ASSOCIATION	149	12/21/2018		9000137066
AP00048569	00648762	$500.00	Annual Membership Dues	10/23/2019	930201	015	NATIONAL G&T MANAGERS ASSOCIATION	1020	10/10/2019		9000145219
AP00046210	00622843	$8,483.33	1/19 Monthly Fee	1/9/2019	930201	070	NATIONAL RENEWABLES COOPERATIVE	194742 N	12/20/2018		9000134737
AP00046210	00624079	$8,483.33	2/19 Monthly Fee	1/29/2019	930201	070	NATIONAL RENEWABLES COOPERATIVE	194767 N	1/18/2019		9000135538
AP00046531	00626943	$8,483.33	3/19 Monthly Fee	3/1/2019	930201	070	NATIONAL RENEWABLES COOPERATIVE	194791 N	2/20/2019		9000136534
AP00046739	00629519	$8,483.33	4/19 Monthly Fee	4/1/2019	930201	070	NATIONAL RENEWABLES COOPERATIVE	194911 N	3/20/2019		9000137609
AP00046923	00632058	$8,483.33	5/19 Monthly Fee	5/1/2019	930201	070	NATIONAL RENEWABLES COOPERATIVE	194942 N	4/19/2019		9000138915
AP00047054	00635149	$8,483.33	6/19 Monthly Fee	6/1/2019	930201	070	NATIONAL RENEWABLES COOPERATIVE	194974 N	5/20/2019		9000140232
AP00047323	00638897	$8,483.33	7/19 Monthly Fee	7/2/2019	930201	070	NATIONAL RENEWABLES COOPERATIVE	195003 N	6/20/2019		9000141277
AP00048099	00641348	$8,483.33	8/19 Monthly Fee	8/1/2019	930201	070	NATIONAL RENEWABLES COOPERATIVE	195036 N	7/19/2019		9000142339
AP00048158	00643480	$8,483.33	9/19 Monthly Fee	9/1/2019	930201	070	NATIONAL RENEWABLES COOPERATIVE	195068 N	8/20/2019		9000143511
AP00048344	00645898	$8,483.33	10/19 Monthly Fee	9/24/2019	930201	070	NATIONAL RENEWABLES COOPERATIVE	195092 N	9/20/2019		9000144249
AP00048669	00649408	$8,483.33	11/19 Monthly Fee	11/1/2019	930201	070	NATIONAL RENEWABLES COOPERATIVE	195129 N	10/18/2019		9000145531
AP00048942	00652189	$8,483.33	12/19 Monthly Fee	12/1/2019	930201	070	NATIONAL RENEWABLES COOPERATIVE	195163 N	11/20/2019		9000146850
AP00046165	00622079	$365.00	2019 Dues	1/3/2019	930201	063	NATIONAL RURAL ECON DEVELOPERS ASSOC	14253 2019	11/20/2018		9000134354
AP00046209	00622836	$25,000.00	Dues - Equal Share 2019	1/9/2019	930201	130	NORTH AMERICAN TRANSMISSION FORUM NC	1802	10/1/2018		9000135051
AP00046209	00622836	$24,035.00	Dues - Load Ratio Share 2019	1/9/2019	930201	130	NORTH AMERICAN TRANSMISSION FORUM NC	1802	10/1/2018		9000135051
AP00048395	00646969	$25,000.00	Dues - Equal Share 2020	10/2/2019	930201	130	NORTH AMERICAN TRANSMISSION FORUM NC	1902	10/2/2019		9000147979
AP00048558	00646969	($25,000.00)	Dues - Equal Share 2020	10/2/2019	930201	130	NORTH AMERICAN TRANSMISSION FORUM NC	1902	10/2/2019		9000147979
AP00048395	00646969	$24,350.00	Dues - Load Ratio Share 2020	10/2/2019	930201	130	NORTH AMERICAN TRANSMISSION FORUM NC	1902	10/2/2019		9000147979
AP00048558	00646969	($24,350.00)	Dues - Load Ratio Share 2020	10/2/2019	930201	130	NORTH AMERICAN TRANSMISSION FORUM NC	1902	10/2/2019		9000147979
AP00047323	00638106	$1,000.00	Dues - Top Investor: Classic	7/1/2019	930201	060	OLDHAM CHAMBER AND ECONOMIC DEVELOP	6860	7/1/2019		9000141328
AP00046778	00632371	$250.00	SEDC Corp Dues	4/30/2019	930201	063	PNC BANK	4567299_00000000000000039	4/15/2019		
AP00046975	00635530	$1,229.00	Charges for Membership Dues	5/31/2019	930201	043	PNC BANK	4595529_00000000000000216	5/15/2019		
AP00048765	00651392	$1,495.00	2020 Corporate Dues	11/20/2019	930201	089	QUEST ORACLE COMMUNITY	936345	11/8/2019		9000146623
AP00049046	00656478	($1,495.00)	2020 Corporate Dues	12/31/2019	930201	089	QUEST ORACLE COMMUNITY	JV651392	11/8/2019		
AP00046415	00625399	$28,581.00	2019 Rapid Annual Membership/D	2/11/2019	930201	037	SC ENTECH, A BU OF CURTISS-WRIGHT FLOW	005896	1/31/2019	0000130603	9000137496
AP00046415	00625693	$250.00	2019 Membership Dues	2/13/2019	930201	063	SOUTHERN ECONOMIC DEVELOPMENT COUNCIL	2019	2/1/2019		9000136455
AP00047163	00637270	$30,000.00	EDO Annual Membership Dues	6/18/2019	930201	063	STATEBOOK NTERNATIONAL NC	1269	5/16/2019		9000140802
AP00046778	00632074	$2,000.00	2019 Membership Dues	4/24/2019	930201	069	SYSTEMS BU LDING RESEARCH ALLIANCE	2447	4/4/2019		9000138696
AP00046580	00629551	$2,500.00	2019 Membership Fee	3/28/2019	930201	063	TRANSATLANTIC BUS NESS & INVESTMENT	R170614	1/11/2019		9000137682
AP00048569	00647673	$1,940.90	Key Accounts Marketing Program	10/9/2019	930201	015	UNITED UT LITY SUPPLY COOPERATIVE NC	201909	9/12/2019		9000144662
AP00046210	00624080	$3,261.72	2019 Membership Dues	1/29/2019	930201	174	WATERWAYS COUNCIL INC	54138	1/2/2019		9000135487
AP00048126	00643492	$500.00	9/19-8/20 Membership Dues	8/27/2019	930201	060	WINCHESTER CLARK COUNTY CHAMBER	65108	8/1/2019		9000143220
		$338,424.35	**Total Schedule L2 - "Dues and Subscriptions" Class**								
		$398,508.36	**Total Account 930201**								
Schedule L2 - "Institutional Advertising" Class:											
AP00046778	00631004	**$6,600.00**	3/19 Touchstone Energy Public Service Ad	4/10/2019	930202	064	WESTERN KENTUCKY UNIVERSITY	19030037	3/31/2019		9000138357
Schedule L2 - "Director's Fees and Expenses" Class											
AP00047163	00638124	**$126.52**	6/11/19 Rm - Arrington,Ken	6/26/2019	930202	064	HOMEWOOD SUITES LLC	35419	6/13/2019		9000141000
Schedule L2 - "Miscellaneous" Class:											
AP00046237	00625260	$40.41	1/19 Cell/Data/iPad	1/31/2019	930202	060	AT&T	14513398	1/16/2019		9000135999
AP00046237	00625260	$31.26	1/19 Cell/Data/iPad	1/31/2019	930202	061	AT&T	14513398	1/16/2019		9000135999
AP00046237	00625260	$168.14	1/19 Cell/Data/iPad	1/31/2019	930202	063	AT&T	14513398	1/16/2019		9000135999
AP00046237	00625260	$41.47	1/19 Cell/Data/iPad	1/31/2019	930202	064	AT&T	14513398	1/16/2019		9000135999
AP00046237	00625260	$17.06	1/19 Cell/Data/iPad	1/31/2019	930202	081	AT&T	14513398	1/16/2019		9000135999
AP00047149	00638426	$40.32	Cell/Data/iPad Charges	6/29/2019	930202	060	AT&T	JV636025	5/16/2019		
AP00047149	00638426	$20.85	Cell/Data/iPad Charges	6/29/2019	930202	061	AT&T	JV636025	5/16/2019		
AP00047149	00638426	$283.70	Cell/Data/iPad Charges	6/29/2019	930202	063	AT&T	JV636025	5/16/2019		
AP00047149	00638426	$36.21	Cell/Data/iPad Charges	6/29/2019	930202	064	AT&T	JV636025	5/16/2019		
AP00047149	00638426	$22.44	Cell/Data/iPad Charges	6/29/2019	930202	081	AT&T	JV636025	5/16/2019		
AP00046418	00626978	$40.90	2/19 Cell/iPad/Data/Air Card	2/28/2019	930202	060	AT&T MOBILITY	14623266	2/16/2019		9000136459
AP00046418	00626978	$31.64	2/19 Cell/iPad/Data/Air Card	2/28/2019	930202	061	AT&T MOBILITY	14623266	2/16/2019		9000136459
AP00046418	00626978	$279.34	2/19 Cell/iPad/Data/Air Card	2/28/2019	930202	063	AT&T MOBILITY	14623266	2/16/2019		9000136459
AP00046418	00626978	$39.16	2/19 Cell/iPad/Data/Air Card	2/28/2019	930202	064	AT&T MOBILITY	14623266	2/16/2019		9000136459
AP00046418	00626978	$17.81	2/19 Cell/iPad/Data/Air Card	2/28/2019	930202	081	AT&T MOBILITY	14623266	2/16/2019		9000136459
AP00048401	00647210	$41.23	Cell and device data	9/30/2019	930202	060	AT&T MOBILITY	15302883CORR	8/16/2019		9000144681
AP00048401	00647210	$26.44	Cell and device data	9/30/2019	930202	061	AT&T MOBILITY	15302883CORR	8/16/2019		9000144681

PSC DR1 Response 47b.xlsx

AP Vouchered Detail - Account 930, all applicable subaccounts

Please see Recap at the end of this AP Vouchered Detail for Schedule L2 classification totals.

Journal ID	Voucher	Amount	Description	Acctg Date	Account	Dept	Name	Invoice	Invoice Date	PO No.	Payment
AP00048401	00647210	$356.47	Cell and device data	9/30/2019	930202	063	AT&T MOBILITY	15302883CORR	8/16/2019		9000144681
AP00048401	00647210	$41.73	Cell and device data	9/30/2019	930202	064	AT&T MOBILITY	15302883CORR	8/16/2019		9000144681
AP00048401	00647210	$21.35	Cell and device data	9/30/2019	930202	081	AT&T MOBILITY	15302883CORR	8/16/2019		9000144681
AP00048569	00647687	$41.28	Cell and device data	10/9/2019	930202	060	AT&T MOBILITY	15419366	9/16/2019		9000144681
AP00048569	00647687	$34.51	Cell and device data	10/9/2019	930202	061	AT&T MOBILITY	15419366	9/16/2019		9000144681
AP00048569	00647687	$289.30	Cell and device data	10/9/2019	930202	063	AT&T MOBILITY	15419366	9/16/2019		9000144681
AP00048569	00647687	$40.82	Cell and device data	10/9/2019	930202	064	AT&T MOBILITY	15419366	9/16/2019		9000144681
AP00048569	00647687	$47.27	Cell and device data	10/9/2019	930202	081	AT&T MOBILITY	15419366	9/16/2019		9000144681
AP00049151	00656707	$40.62	Cell Phone/Air Card/iPad data	12/31/2019	930202	060	AT&T MOBILITY	15655152	11/16/2019		9000148409
AP00049151	00656716	$40.62	Cell Phone/Air Card/iPad data	12/31/2019	930202	060	AT&T MOBILITY	15774372	12/16/2019		9000148409
AP00049151	00656707	$24.90	Cell Phone/Air Card/iPad data	12/31/2019	930202	061	AT&T MOBILITY	15655152	11/16/2019		9000148409
AP00049151	00656716	$24.63	Cell Phone/Air Card/iPad data	12/31/2019	930202	061	AT&T MOBILITY	15774372	12/16/2019		9000148409
AP00049151	00656707	$411.99	Cell Phone/Air Card/iPad data	12/31/2019	930202	063	AT&T MOBILITY	15655152	11/16/2019		9000148409
AP00049151	00656716	$443.11	Cell Phone/Air Card/iPad data	12/31/2019	930202	063	AT&T MOBILITY	15774372	12/16/2019		9000148409
AP00049151	00656707	$41.16	Cell Phone/Air Card/iPad data	12/31/2019	930202	064	AT&T MOBILITY	15655152	11/16/2019		9000148409
AP00049151	00656716	$41.14	Cell Phone/Air Card/iPad data	12/31/2019	930202	064	AT&T MOBILITY	15774372	12/16/2019		9000148409
AP00049151	00656707	$29.49	Cell Phone/Air Card/iPad data	12/31/2019	930202	081	AT&T MOBILITY	15655152	11/16/2019		9000148409
AP00049151	00656716	$48.56	Cell Phone/Air Card/iPad data	12/31/2019	930202	081	AT&T MOBILITY	15774372	12/16/2019		9000148409
AP00046783	00633121	$40.32	Cell,AirCards,iPad	4/30/2019	930202	060	AT&T MOBILITY	14845992	4/16/2019		9000139109
AP00046783	00633121	$31.21	Cell,AirCards,iPad	4/30/2019	930202	061	AT&T MOBILITY	14845992	4/16/2019		9000139109
AP00046783	00633121	$295.79	Cell,AirCards,iPad	4/30/2019	930202	063	AT&T MOBILITY	14845992	4/16/2019		9000139109
AP00046783	00633121	$43.87	Cell,AirCards,iPad	4/30/2019	930202	064	AT&T MOBILITY	14845992	4/16/2019		9000139109
AP00046783	00633121	$19.56	Cell,AirCards,iPad	4/30/2019	930202	081	AT&T MOBILITY	14845992	4/16/2019		9000139109
AP00047670	00641398	$40.32	Cell/Data	7/31/2019	930202	060	AT&T MOBILITY	15072608	6/16/2019		9000142277
AP00047670	00641398	$24.54	Cell/Data	7/31/2019	930202	061	AT&T MOBILITY	15072608	6/16/2019		9000142277
AP00047670	00641398	$237.45	Cell/Data	7/31/2019	930202	063	AT&T MOBILITY	15072608	6/16/2019		9000142277
AP00047670	00641398	$37.31	Cell/Data	7/31/2019	930202	064	AT&T MOBILITY	15072608	6/16/2019		9000142277
AP00047670	00641398	$17.59	Cell/Data	7/31/2019	930202	081	AT&T MOBILITY	15072608	6/16/2019		9000142277
AP00046590	00629552	$40.40	Cell/Data/iPad Charges	3/28/2019	930202	060	AT&T MOBILITY	14734096	3/16/2019		9000137524
AP00046590	00629552	$31.24	Cell/Data/iPad Charges	3/28/2019	930202	061	AT&T MOBILITY	14734096	3/16/2019		9000137524
AP00046590	00629552	$234.64	Cell/Data/iPad Charges	3/28/2019	930202	063	AT&T MOBILITY	14734096	3/16/2019		9000137524
AP00046590	00629552	$37.74	Cell/Data/iPad Charges	3/28/2019	930202	064	AT&T MOBILITY	14734096	3/16/2019		9000137524
AP00046590	00629552	$16.17	Cell/Data/iPad Charges	3/28/2019	930202	081	AT&T MOBILITY	14734096	3/16/2019		9000137524
AP00048772	00650291	$40.65	Data, Air-time, etc.	11/6/2019	930202	060	AT&T MOBILITY	15536761	10/16/2019		9000145715
AP00048772	00650291	$33.52	Data, Air-time, etc.	11/6/2019	930202	061	AT&T MOBILITY	15536761	10/16/2019		9000145715
AP00048772	00650291	$353.65	Data, Air-time, etc.	11/6/2019	930202	063	AT&T MOBILITY	15536761	10/16/2019		9000145715
AP00048772	00650291	$48.08	Data, Air-time, etc.	11/6/2019	930202	064	AT&T MOBILITY	15536761	10/16/2019		9000145715
AP00048772	00650291	$22.55	Data, Air-time, etc.	11/6/2019	930202	081	AT&T MOBILITY	15536761	10/16/2019		9000145715
AP00048120	00641904	$40.63	Data-iPad,Air Card,Cell	8/7/2019	930202	060	AT&T MOBILITY	15187261	7/16/2019		9000142476
AP00048120	00641904	$32.08	Data-iPad,Air Card,Cell	8/7/2019	930202	061	AT&T MOBILITY	15187261	7/16/2019		9000142476
AP00048120	00641904	$370.76	Data-iPad,Air Card,Cell	8/7/2019	930202	063	AT&T MOBILITY	15187261	7/16/2019		9000142476
AP00048120	00641904	$39.43	Data-iPad,Air Card,Cell	8/7/2019	930202	064	AT&T MOBILITY	15187261	7/16/2019		9000142476
AP00048120	00641904	$17.65	Data-iPad,Air Card,Cell	8/7/2019	930202	081	AT&T MOBILITY	15187261	7/16/2019		9000142476
AP00048344	00645770	$1,104.88	Optiplex 7060 MT: OptiPlex 706	9/23/2019	930202	092	DELL MARKET NG L P	10340248764	9/3/2019	0000135340	9000144210
AP00049008	00656383	($1,104.88)	Optiplex 7060 MT: OptiPlex 706	12/31/2019	930202	092	DELL MARKET NG L P	JV645770	9/3/2019		
AP00049008	00656383	$1,104.88	Optiplex 7060 MT: OptiPlex 706	12/31/2019	930202	092	DELL MARKET NG L P	JV645770	9/3/2019		
AP00048569	00648786	$5,065.00	Videotaping/editing	10/23/2019	930202	064	DESHANE & ASSOCIATES LLC	764	10/20/2019		9000145989
AP00048126	00643563	$14,400.00	Service Level Agreement	8/28/2019	930202	064	NTERAPT LLC	2697	8/26/2019		9000143297
AP00048669	00650296	$150.00	Fall Meet Tickets	11/6/2019	930202	064	KEENELAND ASSOCIATION INC	3017 Oct 2019	10/28/2019		9000145757
AP00046415	00626280	$5,597.76	2/19 Full Page Ad - Cooperative Solar	2/20/2019	930202	064	KENTUCKY LIVING	11615998	2/12/2019		9000136212
AP00046965	00635131	$5,831.00	5/19 Full Pg - 4 Color - Cooperative Solar	5/29/2019	930202	064	KENTUCKY LIVING	11620197	5/10/2019		9000140163
AP00047064	00635131	$119.00	Discount Lost	6/7/2019	930202	064	KENTUCKY LIVING	11620197	5/10/2019		9000140163
AP00046210	00624074	$5,950.00	Full Page (30") - Cooperative Solar	1/29/2019	930202	064	KENTUCKY LIVING	11614492	1/10/2019		9000135725
AP00046778	00631019	$1,696.48	3/19 Ads - Legal Notice	4/10/2019	930202	073	KENTUCKY PRESS SERVICE INC	19035EEO	3/29/2019		9000138152
AP00046778	00632979	$1,200.32	4/19 Ads - Legal Notice	4/30/2019	930202	073	KENTUCKY PRESS SERVICE INC	19042EEO	4/15/2019		9000138911
AP00048126	00643478	$4,927.59	8/19 Ads - Legal Notice	8/27/2019	930202	073	KENTUCKY PRESS SERVICE INC	19083EEO	8/19/2019		9000143267
AP00048569	00647682	$1,677.95	Notice of hearing Ads	10/9/2019	930202	073	KENTUCKY PRESS SERVICE INC	19094EE1	9/30/2019		9000144766
AP00046580	00628410	$1,491.30	Food, table settings, gratuity	3/14/2019	930202	063	MARION CO NDUSTRIAL FOUNDATION INC	030119	3/1/2019		9000137128
AP00048129	00643121	$21,803.29	Catering	8/21/2019	930202	060	MARRIOTT BUSINESS SERVICES	33736018258	8/8/2019		9000143222
AP00048129	00643121	$309.72	Misc Charges	8/21/2019	930202	060	MARRIOTT BUSINESS SERVICES	33736018258	8/8/2019		9000143222
AP00048129	00643121	$5,132.49	Room and Tax	8/21/2019	930202	060	MARRIOTT BUSINESS SERVICES	33736018258	8/8/2019		9000143222
AP00049303	00657692	$1,748.28	Wellness Program	12/31/2019	930202	010	NEVELS FITNESS AGENCY NC	JV654497	12/10/2019		

PSC DR1 Response 47b.xlsx

AP Vouchered Detail - Account 930, all applicable subaccounts

Please see Recap at the end of this AP Vouchered Detail for Schedule L2 classification totals.

Journal ID	Voucher	Amount	Description	Acctg Date	Account	Dept	Name	Invoice	Invoice Date	PO No.	Payment
AP00047163	00638109	$2,834.09	Level 5 Symbolic Pin	6/26/2019	930202	064	O C TANNER RECOGNITION COMPANY INC	941256298	5/30/2019		9000140985
AP00047327	00640165	$550.00	Program Change Fee	7/17/2019	930202	064	O C TANNER RECOGNITION COMPANY INC	941232500	5/29/2019		9000141817
AP00046210	00623359	$2,750.00	Consulting Services Year 2 - C	1/17/2019	930202	064	PERKS	0002527IN	1/4/2019	0000118339	9000135585
AP00046531	00627788	$2,750.00	Consulting Services Year 2 - C	3/6/2019	930202	064	PERKS	R NV000023	2/5/2019	0000118339	9000136834
AP00046580	00628191	$2,750.00	Consulting Services Year 2 - C	3/12/2019	930202	064	PERKS	R NV000036	3/5/2019	0000118339	9000137671
AP00046778	00630932	$2,750.00	Consulting Services Year 2 - C	4/10/2019	930202	064	PERKS	R NV000046	4/3/2019	0000118339	9000138954
AP00046965	00634468	$2,750.00	Consulting Services Year 2 - C	5/20/2019	930202	064	PERKS	R NV000062	5/9/2019	0000118339	9000140268
AP00047069	00636832	$2,750.00	Consulting Services Year 2 - C	6/12/2019	930202	064	PERKS	R NV000074	6/3/2019	0000118339	9000141076
AP00047327	00639859	$2,750.00	Consulting Services Year 2 - C	7/15/2019	930202	064	PERKS	R NV000084	7/5/2019	0000118339	9000142375
AP00048099	00641771	$2,334.00	Consulting Services Year 3 - C	8/6/2019	930202	064	PERKS	R NV000101	8/5/2019	0000118339	9000143310
AP00048344	00645324	$2,334.00	Consulting Services Year 3 - C	9/16/2019	930202	064	PERKS	R NV000112	9/5/2019	0000118339	9000144484
AP00048569	00647519	$2,334.00	Consulting Services Year 3 - C	10/9/2019	930202	064	PERKS	R NV000122	10/3/2019	0000118339	9000145571
AP00048765	00652007	$2,334.00	Consulting Services Year 3 - C	11/25/2019	930202	064	PERKS	R NV000130	11/8/2019	0000118339	9000146895
AP00048987	00653551	$2,334.00	Consulting Services Year 3 - C	12/10/2019	930202	064	PERKS	R NV000142	12/2/2019	0000118339	9000147724
AP00046975	00635599	$166.00	annual meeting	5/31/2019	930202	064	PNC BANK	4595529_00000000000000285	5/15/2019		
AP00046975	00635541	$276.59	Annual Meeting Shirts	5/31/2019	930202	064	PNC BANK	4595529_00000000000000227	5/15/2019		
AP00047163	00638560	$179.00	Award for Nicky Rapier	6/30/2019	930202	063	PNC BANK	4620541_00000000000000132	6/17/2019		
AP00047163	00638560	$22.34	Book from Amazon	6/30/2019	930202	063	PNC BANK	4620541_00000000000000132	6/17/2019		
AP00046975	00635541	$1,013.55	Director's Pins - 2019 Annual	5/31/2019	930202	064	PNC BANK	4595529_00000000000000227	5/15/2019		
AP00047163	00638647	$45.18	EKPC Annual Meeting	6/30/2019	930202	064	PNC BANK	4620541_00000000000000219	6/17/2019		
AP00047163	00638647	$23.30	EKPC Annual Meeting	6/30/2019	930202	064	PNC BANK	4620541_00000000000000219	6/17/2019		
AP00047163	00638647	$630.41	EKPC Annual Meeting	6/30/2019	930202	064	PNC BANK	4620541_00000000000000219	6/17/2019		
AP00047163	00638647	$392.55	EKPC Annual Meeting	6/30/2019	930202	064	PNC BANK	4620541_00000000000000219	6/17/2019		
AP00047163	00638647	$10.99	EKPC Annual Meeting	6/30/2019	930202	064	PNC BANK	4620541_00000000000000219	6/17/2019		
AP00047163	00638647	$843.02	EKPC Annual Meeting	6/30/2019	930202	064	PNC BANK	4620541_00000000000000219	6/17/2019		
AP00047163	00638647	$18.65	EKPC Annual Meeting	6/30/2019	930202	064	PNC BANK	4620541_00000000000000219	6/17/2019		
AP00047163	00638647	$152.01	EKPC Annual Meeting	6/30/2019	930202	064	PNC BANK	4620541_00000000000000219	6/17/2019		
AP00047163	00638647	$29.97	EKPC Annual Meeting	6/30/2019	930202	064	PNC BANK	4620541_00000000000000219	6/17/2019		
AP00047163	00638647	$34.09	Post Annual Meeting	6/30/2019	930202	064	PNC BANK	4620541_00000000000000219	6/17/2019		
AP00047163	00638703	$35.51	soap and lotion for annual mee	6/30/2019	930202	064	PNC BANK	4620541_00000000000000275	6/17/2019		
AP00047163	00638647	$76.78	South Kentucky RECC Annual Mee	6/30/2019	930202	064	PNC BANK	4620541_00000000000000219	6/17/2019		
AP00046580	00628395	$12,163.01	1/19 Fleming-Mason - Dover Sit	3/13/2019	930202	063	QK4 NC	60342A	2/12/2019		9000137108
AP00047163	00637292	$242.58	Drone Servces - Extra Work	6/18/2019	930202	063	QK4 NC	58354C	9/30/2017		9000140786
AP00047163	00637302	$48.15	Drone Services - BG	6/18/2019	930202	063	QK4 NC	60341A	2/12/2019		9000140786
AP00047163	00637287	$9,101.95	Drone Services - BGE-Madison C	6/18/2019	930202	063	QK4 NC	58354A	9/30/2017		9000140786
AP00047163	00637301	$6,719.05	Drone Services - Clark	6/18/2019	930202	063	QK4 NC	59710B	9/12/2018		9000140786
AP00047163	00637295	$2,745.32	Drone Services - Extra Work	6/18/2019	930202	063	QK4 NC	59252	5/31/2018		9000140786
AP00047163	00637305	$1,673.30	Drone Services - Mason Co 1	6/18/2019	930202	063	QK4 NC	60343	2/12/2019		9000140786
AP00047163	00637290	$5,050.83	Drone Services - Shelby Co	6/18/2019	930202	063	QK4 NC	58354B	9/30/2017		9000140786
AP00047163	00637297	$10,181.69	Drone Services - Shelby Energy	6/18/2019	930202	063	QK4 NC	59710A	9/12/2018		9000140786
AP00048569	00647674	$3,968.35	May-Aug 2019 Professional Serv	10/9/2019	930202	060	SCOTTMADDEN NC	016264	9/26/2019		9000144778
AP00047163	00637443	$8,440.25	2019 Annual Meeting Food Servi	6/20/2019	930202	064	SELMAS CATERING	AP061119SC	6/11/2019		9000140763
AP00047163	00637443	$720.80	2019 Annual Mtg Food ServStaff	6/20/2019	930202	064	SELMAS CATERING	AP061119SC	6/11/2019		9000140763
AP00048126	00642457	$10,000.00	Cornerstone Partner	8/15/2019	930202	064	SOAR	1676	7/11/2019		9000142839
AP00047327	00639577	$10,471.74	2018 Annual Report	7/10/2019	930202	061	SOUTHLAND PR NT NG CO INC	316552	5/15/2019		9000141588
AP00048344	00646959	$1,242.00	Co-Op Coloring Book	9/30/2019	930202	064	SOUTHLAND PR NT NG CO INC	318523	8/19/2019		9000144476
AP00048765	00650907	$9,500.00	Owner Member CSR Training	11/13/2019	930202	064	THE BALLARD GROUP	EKPC1119	11/11/2019	0000134567	9000146909
AP00047327	00640136	$1,091.80	Floral arrangements	7/16/2019	930202	064	THE CRAFT NOOK	686161	6/11/2019		9000141850
AP00048765	00650969	$500.00	Paris Intn'l Air Show 2019	11/13/2019	930202	063	TRANSATLANTIC BUS NESS & INVESTMENT	R170762	6/21/2019		9000146068
AP00046774	00631463	$118.19	Uniforms	4/17/2019	930202	060	UNIF RST CORPORATION	1190131	2/6/2019		9000138415
AP00046774	00631464	$101.56	Uniforms	4/17/2019	930202	061	UNIF RST CORPORATION	1190228	3/5/2019		9000138415
AP00049251	00657044	$250.00	Cooperative Solar Ad	12/31/2019	930202	064	WKYT	14582831	12/31/2019		9000148640
AP00049251	00657051	$375.00	Cooperative Solar Ad	12/31/2019	930202	064	WKYT	14464941	12/31/2019		9000148640
AP00049251	00657056	$375.00	Cooperative Solar Ad	12/31/2019	930202	064	WKYT	14123841	12/31/2019		9000148640
		$216,884.14	**Total Schedule L2 - "Miscellaneous" Class**								
		$223,610.66	**Total Account 930202**								

Schedule L2 - "Miscellaneous" Class:

AP00048401	00647210	$42.74	Cell and device data	9/30/2019	930204	086	AT&T MOBILITY	15302883CORR	8/16/2019		9000144681
AP00048569	00647687	$40.88	Cell and device data	10/9/2019	930204	086	AT&T MOBILITY	15419366	9/16/2019		9000144681
AP00049151	00656707	$46.57	Cell Phone/Air Card/iPad data	12/31/2019	930204	086	AT&T MOBILITY	15655152	11/16/2019		9000148409
AP00049151	00656716	$45.78	Cell Phone/Air Card/iPad data	12/31/2019	930204	086	AT&T MOBILITY	15774372	12/16/2019		9000148409

PSC DR1 Response 47b.xlsx

AP Vouchered Detail - Account 930, all applicable subaccounts

Please see Recap at the end of this AP Vouchered Detail for Schedule L2 classification totals.

Journal ID	Voucher	Amount	Description	Acctg Date	Account	Dept	Name	Invoice	Invoice Date	PO No.	Payment
AP00048772	00650291	$55.59	Data, Air-time, etc.	11/6/2019	930204	086	AT&T MOBILITY	15536761	10/16/2019		9000145715
AP00048120	00641904	$59.79	Data-iPad,Air Card,Cell	8/7/2019	930204	086	AT&T MOBILITY	15187261	7/16/2019		9000142476
AP00048942	00653235	$7,513.92	72 X 36 X 20 NEMA 3R .125 ALUM	12/7/2019	930204	086	BISON PROFAB NC	20989	11/14/2019	0000135864	9000147197
AP00048099	00641759	$0.00	Dell 43 Ultra HD 4K Multi Clie	8/6/2019	930204	086	DELL MARKET NG L P	10331830834	8/3/2019	0000134577	9000143228
AP00048099	00641759	$418.44	Dell 43 Ultra HD 4K Multi Clie	8/6/2019	930204	086	DELL MARKET NG L P	10331830834	8/3/2019	0000134577	9000143466
AP00048120	00641759	$0.00	Dell 43 Ultra HD 4K Multi Clie	8/6/2019	930204	086	DELL MARKET NG L P	10331830834	8/3/2019	0000134577	9000143228
AP00048120	00641759	($418.44)	Dell 43 Ultra HD 4K Multi Clie	8/6/2019	930204	086	DELL MARKET NG L P	10331830834	8/3/2019	0000134577	9000143466
AP00048120	00641759	$0.00	Dell 43 Ultra HD 4K Multi Clie	8/6/2019	930204	086	DELL MARKET NG L P	10331830834	8/3/2019	0000134577	9000143228
AP00048120	00641759	$418.44	Dell 43 Ultra HD 4K Multi Clie	8/6/2019	930204	086	DELL MARKET NG L P	10331830834	8/3/2019	0000134577	9000143466
AP00048099	00641759	$0.00	Dell UltraSharp 34 Curved USB-	8/6/2019	930204	086	DELL MARKET NG L P	10331830834	8/3/2019	0000134577	9000143228
AP00048099	00641759	$3,638.67	Dell UltraSharp 34 Curved USB-	8/6/2019	930204	086	DELL MARKET NG L P	10331830834	8/3/2019	0000134577	9000143466
AP00048120	00641759	$0.00	Dell UltraSharp 34 Curved USB-	8/6/2019	930204	086	DELL MARKET NG L P	10331830834	8/3/2019	0000134577	9000143228
AP00048120	00641759	($3,638.67)	Dell UltraSharp 34 Curved USB-	8/6/2019	930204	086	DELL MARKET NG L P	10331830834	8/3/2019	0000134577	9000143466
AP00048120	00641759	$3,638.67	Dell UltraSharp 34 Curved USB-	8/6/2019	930204	086	DELL MARKET NG L P	10331830834	8/3/2019	0000134577	9000143466
AP00048120	00641759	$0.00	Dell UltraSharp 34 Curved USB-	8/6/2019	930204	086	DELL MARKET NG L P	10331830834	8/3/2019	0000134577	9000143228
AP00048344	00645711	$15,800.00	Inspection of Westinghouse Mob	9/20/2019	930204	086	DELTA STAR NC	P 001436	8/30/2019	0000125432	9000145158
AP00048765	00650384	$5,300.00	ENTLN - EarthNetworks Total Li	11/7/2019	930204	086	EARTH NETWORKS NC	WBB0040246	10/31/2019	0000136404	9000146573
AP00048126	00642920	$2,000.00	Historical Lightning Data (5 Y	8/20/2019	930204	086	EARTH NETWORKS NC	WBB0039599	8/8/2019	0000134620	9000144470
AP00046209	00624159	$28,079.70	PVA Parcel Data Services - for	1/29/2019	930204	086	EMAP INTERNATIONAL LLC	19001	12/13/2018	0000129792	9000135579
AP00048765	00651064	$150.00	10/19 Safety Toed Boots	11/14/2019	930204	086	GRAHAMS	272713	10/30/2019		9000146178
AP00047163	00637485	$3,350.33	3 6 Lithium Battery/F-3.5 Wire	6/20/2019	930204	086	J B SALES CO INC	053019044B	6/7/2019	0000133071	9000141311
AP00047163	00637485	$8,972.11	Fault Indicator - Nortroll Lin	6/20/2019	930204	086	J B SALES CO INC	053019044B	6/7/2019	0000133071	9000141311
AP00046965	00634803	$5,613.88	2/19 Consulting Services	5/22/2019	930204	086	J B TEMPLETON CONSULTING	JT0419004	4/25/2019		9000139712
AP00046778	00632860	$5,537.03	4/7-4/9 Consulting Services/Ex	4/30/2019	930204	086	J B TEMPLETON CONSULTING	JT0419013	4/24/2019		9000139712
AP00046965	00634804	$2,800.00	Jan-Apr 2019 Consulting Fees	5/22/2019	930204	086	J B TEMPLETON CONSULTING	JT0519001	5/13/2019		9000140228
AP00046778	00632608	$440.00	Credit issued 4/18	4/30/2019	930204	086	PNC BANK	4567299_00000000000000276	4/15/2019		
AP00046778	00632608	$340.34	Hotel Chg-Hyundai Trans Fact V	4/30/2019	930204	086	PNC BANK	4567299_00000000000000276	4/15/2019		
AP00046778	00632608	$995.10	Hotel Chg-IEEE Trans Comm Mtg	4/30/2019	930204	086	PNC BANK	4567299_00000000000000276	4/15/2019		
AP00046975	00635613	($440.00)	Hotel Refund	5/31/2019	930204	086	PNC BANK	4595529_00000000000000299	5/15/2019		
AP00047670	00641048	$31.72	Monitor Cables	7/31/2019	930204	086	PNC BANK	4645511_00000000000000061	7/15/2019		
AP00047670	00641048	$644.46	Reliabity Team Computer Docks	7/31/2019	930204	086	PNC BANK	4645511_00000000000000061	7/15/2019		
AP00047670	00641048	$37.09	Reliabity Team -DVD Drive	7/31/2019	930204	086	PNC BANK	4645511_00000000000000061	7/15/2019		
AP00047327	00639145	$17,446.00	Engineering Services - Levee R	7/5/2019	930204	086	S&ME INC	932966	6/24/2019	0000132002	9000142909
AP00048395	00646894	$1,137.91	Part No. 24310111X1214XXX10XX	10/2/2019	930204	086	SCHWEITZER ENG NEER NG LAB NC	INV000419884	9/23/2019	0000135242	9000144905
AP00048395	00646895	$4,551.64	Part No. 24310111X1214XXX10XX	10/2/2019	930204	086	SCHWEITZER ENG NEER NG LAB NC	INV000419470	9/20/2019	0000135242	9000144905
AP00049232	00656871	$312.60	01722 - 12/19 Uniforms	12/31/2019	930204	086	UNIF RST CORPORATION	1191231	1/6/2020		9000149538
		$114,962.29	**Total Schedule L2 - "Miscellaneous" Class and Total Account 930204**								
		$1,925,107.39	**Total Account 930, all subaccounts**								

Recap of Schedule L2 Classes

AP Vouchered Detail Above	Schedule L2 Classes
$60,084.01	Industry Association Dues
$0.00	Stockholder and Debt Service Expenses
$21,421.76	Institutional Advertising
$0.00	Conservation Advertising
$0.00	Rate Department Load Studies
$649,317.40	Director's Fees and Expenses
$338,424.35	Dues and Subscriptions
$855,859.87	Miscellaneous
$1,925,107.39	Totals

PSC DR1 Response 47c.xlsx

Schedule L3

East Kentucky Power Cooperative, Inc.
Case No. 2021-00103

Analysis of Account No. 426 - Other Income Deductions
For the Test Year

Line No.	Item (a)	Amount (b)
1	Donations	$160,656
2	Civic Activities	$0
3	Political Activities	$12,252
4	Other	$694,242
5	Total	$867,150

Note: Include detailed workpapers supporting this analysis. Expenditures under $500 are to be grouped by the classes shown on this Form.

EKPC has removed for rate-making purposes the amounts shown above for Donations and Political Activities.

PSC DR1 Response 47c.xlsx

Breakdown - Account 426, all subaccounts

Please see Recap at the end of this Account Detail for Schedule L3 classification totals.

Journal ID	Journal Description	Journal Date	Posted	Account	Dept	Line Description	Sum Amount
	Accounts Payable - See AP Vouchered Detail			***426100***			***160,655.84***
	Accounts Payable - See AP Vouchered Detail			***426400***			***81.29***
	Schedule L3 - "Political Activities" Class						
ACTUARYADJ	2019 Actuarial Adjustment Allocation Based on 2019 Labor Dollars	12/31/2019	1/30/2020	426400	010	2018 ACTUARIAL YE ALO	($446.62)
AL00000002	Benefits Allocation - Labor $	1/31/2019	2/11/2019	426400	010	BENEFITS ALLOCATION - LABOR $	$370.17
AL00000002	Benefits Allocation - Labor $	2/28/2019	3/5/2019	426400	010	BENEFITS ALLOCATION - LABOR $	$214.73
AL00000002	Benefits Allocation - Labor $	3/31/2019	4/4/2019	426400	010	BENEFITS ALLOCATION - LABOR $	$215.79
AL00000002	Benefits Allocation - Labor $	4/30/2019	5/6/2019	426400	010	BENEFITS ALLOCATION - LABOR $	$234.05
AL00000002	Benefits Allocation - Labor $	5/31/2019	6/5/2019	426400	010	BENEFITS ALLOCATION - LABOR $	$240.40
AL00000002	Benefits Allocation - Labor $	6/30/2019	7/3/2019	426400	010	BENEFITS ALLOCATION - LABOR $	$216.76
AL00000002	Benefits Allocation - Labor $	7/31/2019	8/5/2019	426400	010	BENEFITS ALLOCATION - LABOR $	$230.79
AL00000002	Benefits Allocation - Labor $	8/31/2019	9/6/2019	426400	010	BENEFITS ALLOCATION - LABOR $	$225.31
AL00000002	Benefits Allocation - Labor $	9/30/2019	10/4/2019	426400	010	BENEFITS ALLOCATION - LABOR $	$92.82
AL00000002	Benefits Allocation - Labor $	10/31/2019	11/5/2019	426400	010	BENEFITS ALLOCATION - LABOR $	$101.45
AL00000002	Benefits Allocation - Labor $	11/30/2019	12/4/2019	426400	010	BENEFITS ALLOCATION - LABOR $	$116.23
AL00000002	Benefits Allocation - Labor $	12/31/2019	1/10/2020	426400	010	BENEFITS ALLOCATION - LABOR $	$86.17
AL00000003	Benefits Allocation - Lbr Hrs	1/31/2019	2/11/2019	426400	010	BENEFITS ALLOCATION - LBR HRS	$85.77
AL00000003	Benefits Allocation - Lbr Hrs	2/28/2019	3/5/2019	426400	010	BENEFITS ALLOCATION - LBR HRS	$55.44
AL00000003	Benefits Allocation - Lbr Hrs	3/31/2019	4/4/2019	426400	010	BENEFITS ALLOCATION - LBR HRS	$54.07
AL00000003	Benefits Allocation - Lbr Hrs	4/30/2019	5/6/2019	426400	010	BENEFITS ALLOCATION - LBR HRS	$54.20
AL00000003	Benefits Allocation - Lbr Hrs	5/31/2019	6/5/2019	426400	010	BENEFITS ALLOCATION - LBR HRS	$54.26
AL00000003	Benefits Allocation - Lbr Hrs	6/30/2019	7/3/2019	426400	010	BENEFITS ALLOCATION - LBR HRS	$52.30
AL00000003	Benefits Allocation - Lbr Hrs	7/31/2019	8/5/2019	426400	010	BENEFITS ALLOCATION - LBR HRS	$53.48
AL00000003	Benefits Allocation - Lbr Hrs	8/31/2019	9/6/2019	426400	010	BENEFITS ALLOCATION - LBR HRS	$52.70
AL00000003	Benefits Allocation - Lbr Hrs	9/30/2019	10/4/2019	426400	010	BENEFITS ALLOCATION - LBR HRS	$56.84
AL00000003	Benefits Allocation - Lbr Hrs	10/31/2019	11/5/2019	426400	010	BENEFITS ALLOCATION - LBR HRS	$55.66
AL00000003	Benefits Allocation - Lbr Hrs	11/30/2019	12/4/2019	426400	010	BENEFITS ALLOCATION - LBR HRS	$58.18
AL00000003	Benefits Allocation - Lbr Hrs	12/31/2019	1/10/2020	426400	010	BENEFITS ALLOCATION - LBR HRS	$84.24
AL00000001	Benefits Allocation - Taxes	1/31/2019	2/11/2019	426400	007	BENEFITS ALLOCATION - TAXES	$88.71
AL00000001	Benefits Allocation - Taxes	2/28/2019	3/5/2019	426400	007	BENEFITS ALLOCATION - TAXES	$48.47
AL00000001	Benefits Allocation - Taxes	3/31/2019	4/4/2019	426400	007	BENEFITS ALLOCATION - TAXES	$46.53
AL00000001	Benefits Allocation - Taxes	4/30/2019	5/6/2019	426400	007	BENEFITS ALLOCATION - TAXES	$46.37
AL00000001	Benefits Allocation - Taxes	5/31/2019	6/5/2019	426400	007	BENEFITS ALLOCATION - TAXES	$70.22
AL00000001	Benefits Allocation - Taxes	6/30/2019	7/3/2019	426400	007	BENEFITS ALLOCATION - TAXES	$46.20
AL00000001	Benefits Allocation - Taxes	7/31/2019	8/5/2019	426400	007	BENEFITS ALLOCATION - TAXES	$48.29
AL00000001	Benefits Allocation - Taxes	8/31/2019	9/6/2019	426400	007	BENEFITS ALLOCATION - TAXES	$48.58
AL00000001	Benefits Allocation - Taxes	9/30/2019	10/4/2019	426400	007	BENEFITS ALLOCATION - TAXES	$47.55
AL00000001	Benefits Allocation - Taxes	10/31/2019	11/5/2019	426400	007	BENEFITS ALLOCATION - TAXES	$46.94
AL00000001	Benefits Allocation - Taxes	11/30/2019	12/4/2019	426400	007	BENEFITS ALLOCATION - TAXES	$70.94
AL00000001	Benefits Allocation - Taxes	12/31/2019	1/10/2020	426400	007	BENEFITS ALLOCATION - TAXES	$43.62
PR00046055	Payroll Journal	1/31/2019	2/6/2019	426400	060	Payroll	$709.65
PR00046132	Payroll Journal	1/31/2019	2/6/2019	426400	060	Payroll	$317.35
PR00046223	Payroll Journal	2/28/2019	2/26/2019	426400	060	Payroll	$317.35
PR00046350	Payroll Journal	2/28/2019	2/26/2019	426400	060	Payroll	$317.35
PR00046439	Payroll Journal	3/31/2019	3/25/2019	426400	060	Payroll	$317.35
PR00046528	Payroll Journal	3/31/2019	3/25/2019	426400	060	Payroll	$317.35
PR00046763	Payroll Journal	4/30/2019	5/2/2019	426400	060	Payroll	$317.35
PR00046762	Payroll Journal	4/30/2019	5/2/2019	426400	060	Payroll	$317.35
PR00046765	Payroll Journal	5/31/2019	5/14/2019	426400	060	Payroll	$317.35
PR00046907	Payroll Journal	5/31/2019	5/28/2019	426400	060	Payroll	$317.35
PR00046921	Payroll Journal	5/31/2019	5/31/2019	426400	060	Payroll	$317.35
PR00047058	Payroll Journal	6/30/2019	6/13/2019	426400	060	Payroll	$317.35

PSC DR1 Response 47c.xlsx

Breakdown - Account 426, all subaccounts

Please see Recap at the end of this Account Detail for Schedule L3 classification totals.

Journal ID	Journal Description	Journal Date	Posted	Account	Dept	Line Description	Sum Amount
PR00047116	Payroll Journal	6/30/2019	6/28/2019	426400	060	Payroll	$317.35
PR00047262	Payroll Journal	7/31/2019	7/24/2019	426400	060	Payroll	$336.42
PR00047321	Payroll Journal	7/31/2019	7/24/2019	426400	060	Payroll	$336.30
PR00048071	Payroll Journal	8/31/2019	8/30/2019	426400	060	Payroll	$336.30
PR00048072	Payroll Journal	8/31/2019	8/30/2019	426400	060	Payroll	$336.30
PR00048119	Payroll Journal	9/30/2019	9/23/2019	426400	060	Payroll	$336.30
PR00048233	Payroll Journal	9/30/2019	9/23/2019	426400	060	Payroll	$336.30
PR00048340	Payroll Journal	10/31/2019	10/22/2019	426400	060	Payroll	$336.30
PR00048498	Payroll Journal	10/31/2019	10/22/2019	426400	060	Payroll	$336.30
PR00048552	Payroll Journal	11/30/2019	11/22/2019	426400	060	Payroll	$336.30
PR00048673	Payroll Journal	11/30/2019	11/22/2019	426400	060	Payroll	$336.30
PR00048742	Payroll Journal	11/30/2019	12/3/2019	426400	060	Payroll	$336.30
PR00048902	Payroll Journal	12/31/2019	1/3/2020	426400	060	Payroll	$336.30
PR00048946	Payroll Journal	12/31/2019	1/3/2020	426400	060	Payroll	$336.30
WRKCLTD_AL	To Allocate 2019 WRKCMPLTD Adjustment on Labor Dollars	12/31/2019	1/30/2020	426400	010	2018 WRKCMPLTD YE ALO	$21.05
MED_ALLOC	To Allocate Medical and Dental/Vision Reserves Adjustments on Labor Hours	12/31/2019	1/30/2020	426400	010	2018 MED_ADJ YE ALO	$5.46
YEPRACRL19	To Record 2019 Year End Payroll Accrual true-up	12/31/2019	1/21/2020	426400	060	2019 Year-end payroll accrual	$49.97
0000046641	To Record Manual Allocation of NRECA True-Up	3/31/2019	4/12/2019	426400	010	BENEFITS ALLOCATION - LABOR $	$10.85
0000046642	To Record Manual Allocation of NRECA True-up Over Labor Dollars	3/31/2019	4/12/2019	426400	010	BENEFITS ALLOCATION - LABOR $	$10.85
YEPRACRL18	To Reverse 2018 Year End Payroll Accrual	1/31/2019	2/21/2019	426400	060	2018 Year-end payroll accrual	($63.54)
000046642R	To Reverse Entry to Record Manual Allocation of NRECA True-up Over Labor Dollars	3/31/2019	4/12/2019	426400	010	BENEFITS ALLOCATION - LABOR $	($10.85)
000046641R	To Reverse Manual Allocation of NRECA True-Up	3/31/2019	4/12/2019	426400	010	BENEFITS ALLOCATION - LABOR $	($10.85)
	Total Schedule L3 - "Political Activities" Class						**$12,170.42**
	Total Account 426400						**12,251.71**
	Schedule L3 - "Other" Class						
ARDJ048740	AR Direct Cash Journal - 033121116	11/30/2019	11/25/2019	426500	037	AR Direct Cash Journal	($157.50)
ARMT046725	AR Online Maintenance - Small balance write off	4/30/2019	5/1/2019	426500	003	AR Online Maintenance	$0.08
ARMT046724	AR Online Maintenance - Small balance write off	4/30/2019	5/1/2019	426500	003	Oth Deductns-Regulated	($0.52)
ARMT046718	AR Online Maintenance - Small balance write off	4/30/2019	5/1/2019	426500	003	AR Online Maintenance	$0.01
ARMT046726	AR Online Maintenance - Small balance write off	4/30/2019	5/1/2019	426500	003	AR Online Maintenance	$0.09
ARMT046717	AR Online Maintenance - Small Balance Write Off	4/30/2019	5/1/2019	426500	003	AR Online Maintenance	$0.10
ARMT046723	AR Online Maintenance - Small balance write off	4/30/2019	5/1/2019	426500	003	Oth Deductns-Regulated	($1.00)
ARMT046723	AR Online Maintenance - Small balance write off	4/30/2019	5/1/2019	426500	003	AR Online Maintenance	$0.01
ARMT046720	AR Online Maintenance - Small balance write-off	4/30/2019	5/1/2019	426500	003	Oth Deductns-Regulated	($0.68)
ARMT046722	AR Online Maintenance - Small balance write-off	4/30/2019	5/1/2019	426500	003	Oth Deductns-Regulated	($0.50)
ARMT046719	AR Online Maintenance - Small balance write-off	4/30/2019	5/1/2019	426500	003	Oth Deductns-Regulated	($0.50)
ARMT046721	AR Online Maintenance - Small balance write-off	4/30/2019	5/1/2019	426500	003	Oth Deductns-Regulated	($1.00)
INV0046389	Inventory Transactions	2/28/2019	2/27/2019	426500	037	Inventory Transactions	$42.69
INV0046589	Inventory Transactions	3/31/2019	4/3/2019	426500	037	Inventory Transactions	$7,381.65
INV0046759	Inventory Transactions	4/30/2019	5/3/2019	426500	037	Inventory Transactions	$115,176.43
INV0046920	Inventory Transactions	5/31/2019	6/4/2019	426500	037	Inventory Transactions	($99,151.63)
INV0048352	Inventory Transactions	9/30/2019	10/3/2019	426500	037	Inventory Transactions	$256,789.08
INV0048566	Inventory Transactions	10/31/2019	11/3/2019	426500	037	Inventory Transactions	$53,490.44
INV0048479	Inventory Transactions	10/31/2019	11/5/2019	426500	037	Inventory Transactions	$105,191.10
INV0048752	Inventory Transactions	11/30/2019	12/4/2019	426500	037	Inventory Transactions	$158,819.81
INV0048752	Inventory Transactions	11/30/2019	12/4/2019	426500	037	Inventory Transactions	$139,530.39
INV0048979	Inventory Transactions	12/31/2019	1/7/2020	426500	037	Inventory Transactions	($60,462.56)
0000047269	To clear account 154099 - difference between IBU shipment and IBU receipt	6/30/2019	7/12/2019	426500	037	SMITH item 36311 MSR0102719	($0.01)
0000048759	To correct charge out of 8 OCRs on MSR0103976	11/30/2019	12/4/2019	426500	037	corr 8 OCRs on MSR0103976	($60,462.56)
0000048759	To correct charge out of 8 OCRs on MSR0103976	12/31/2019	1/11/2020	426500	037	corr 8 OCRs on MSR0103976	$60,462.56
0000048638	To correct charge out of Winchester investment recovery items recognized at YE 2018	10/31/2019	11/8/2019	426500	037	REVRSE 2018 IR CHARGEOUTS	$92,493.06
0000048638	To correct charge out of Winchester investment recovery items recognized at YE 2018	11/30/2019	12/4/2019	426500	037	REVRSE 2018 IR CHARGEOUTS	($92,493.06)

PSC DR1 Response 47c.xlsx

Breakdown - Account 426, all subaccounts

Please see Recap at the end of this Account Detail for Schedule L3 classification totals.

Journal ID	Journal Description	Journal Date	Posted	Account	Dept	Line Description	Sum Amount
0000049057	To record 8 OCRs known to be scrap at YE	12/31/2019	1/13/2020	426500	037	Record 8 OCRS as scrap	$60,462.56
0000048795	To record charge out of investment recovery items.	11/30/2019	12/6/2019	426500	037	Spurlock Investment Recover	($1,283.76)
0000048795	To record charge out of investment recovery items.	11/30/2019	12/6/2019	426500	037	Winchester Investment Recovery	($45,786.60)
0000046758	To reverse putaway and charge out of transformer CO# 1057	4/30/2019	5/3/2019	426500	037	To revrse c/o transfrm CO#1057	($115,176.43)
0000046758	To reverse putaway and charge out of transformer CO# 1057	5/31/2019	6/6/2019	426500	037	To revrse c/o transfrm CO#1057	$115,176.43
0000048589	To write-off Cooper and Spurlock investment recovery items charged out.	10/31/2019	11/7/2019	426500	037	Cooper Investment Recovery Ite	($12,612.00)
0000048589	To write-off Cooper and Spurlock investment recovery items charged out.	10/31/2019	11/7/2019	426500	037	Spurlock Investment Recovery	($40,878.44)
0000049069	To write-off obsolete inventory at 12/31/2019.	12/31/2019	1/22/2020	426500	037	2019 Obsolete Inventory	$101,809.69
0000049420	To write-off uncollectible accounts receivable balances.	12/31/2019	2/3/2020	426500	037	Write-off accounts receivable	$48,377.64
0000048645	To write-off Winchester investment recovery items charged out.	10/31/2019	11/11/2019	426500	037	Winchester Investement Recover	($92,493.06)
	Total Schedule L3 - "Other" Class and Total Account 426500						**$694,242.01**
	Total Account 426, all subaccounts						**867,068.27**
		Full balance in Account 426.100					$160,655.84
							$867,149.56
		Full balance in Account 426.400; also recommended by Ann Bridges for Lobbying Expenses					$12,251.71
		As of 10/22/20, will retain 426 500 as it reflects inventory adjustments					$694,242.01

Recap of Schedule L3 Classes

Schedule L3 Classes	Account Detail Above	AP Vouchered Detail Spreadsheet	Combined Total
Donations	$0.00	$160,655.84	$160,655.84
Civic Activities	$0.00	$0 00	$0.00
Political Activities	$12,170.42	$81 29	$12,251.71
Other	$694,242.01	$0 00	$694,242.01
Totals	$706,412.43	$160,737.13	$867,149.56

PSC DR1 Response 47c.xlsx

AP Vouchered Detail - Account 426, all applicable subaccounts

Journal ID	Voucher	Amount	Description	Acctg Date	Account	Dept	Name	Invoice	Invoice Date	PO No.	Payment
	Schedule L3 - "Donations" Class										
AP00048126	00643599	$200.00	47th Annual Heritage Day	8/28/2019	426100	060	AUGUSTA ROTARY CLUB	AP081419ARC	8/14/2019		9000143337
AP00046778	00632089	$250.00	2018 MINT Donation	4/24/2019	426100	060	B MICHAEL CAUDILL MIDDLE SCHOOL	M NT 2018	4/8/2019		9000138733
AP00047327	00640643	$1,000.00	Donation	7/24/2019	426100	060	BLUEGRASS COUNCIL	AP072219BSA	7/22/2019		9000142030
AP00048569	00648293	$400.00	Contribution	10/16/2019	426100	060	BLUEGRASS TOMORROW	AP101019BT	10/10/2019		9000144952
AP00046778	00632091	$800.00	2018 MINT Donation	4/24/2019	426100	060	BOY SCOUT TROOP 56	M NT 2018	4/8/2019		9000138591
AP00046778	00632092	$400.00	2018 MINT Donation	4/24/2019	426100	060	BOY SCOUTS OF AMERICA	M NT 2018	4/8/2019		9000138590
AP00046778	00632094	$400.00	2018 MINT Donation	4/24/2019	426100	060	BOY SCOUTS OF AMERICA CUB SCOUT PACK 134	M NT 2018	4/8/2019		9000138594
AP00046778	00632093	$400.00	2018 MINT Donation	4/24/2019	426100	060	BOY SCOUTS OF AMERICA TROOP 135	M NT 2018	4/8/2019		9000138593
AP00046778	00632090	$400.00	2018 MINT Donation	4/24/2019	426100	060	BOY SCOUTS OF AMERICA TROOP 22	M NT 2018	4/8/2019		9000138592
AP00046965	00634270	$420.00	Donation - 2 Campers	5/15/2019	426100	060	CLARK COUNTY 4H COUNCIL INC	AP050819CC4H	5/8/2019		9000139415
AP00046965	00634271	$300.00	Donation - Publication	5/15/2019	426100	060	CLARK COUNTY COMMUNITY	AP050819CCCE	5/8/2019		9000139411
AP00047327	00640642	$500.00	Donation - Turkey Trot	7/24/2019	426100	060	CLARK COUNTY COMMUNITY SERVICES	AP072219CCCS	7/22/2019		9000142046
AP00048344	00645305	$150.00	Calendar - Donation	9/16/2019	426100	060	CLARK COUNTY F RE DEPARTMENT	R081219	8/12/2019		9000144014
AP00046165	00622042	$20,000.00	Kentucky Tonight -	1/2/2019	426100	060	COMMONWEALTH FUND FOR KET INC	U1811236	11/20/2018		9000134361
AP00047163	00637424	$250.00	2019 Sponsorship	6/19/2019	426100	060	DANIEL BOONE PIONEER FESTIVAL INC	AP052019DBPF	5/20/2019		9000140776
AP00046778	00632096	$400.00	2018 MINT Donation	4/24/2019	426100	060	DANVILLE CHRISTIAN ACADEMY	M NT 2018	4/8/2019		9000138734
AP00046778	00632102	$400.00	2018 MINT Donation	4/25/2019	426100	060	ENGINEERS WITHOUT BORDERS	M NT 2018	4/8/2019		9000138735
AP00046778	00632098	$50.00	2018 MINT Donation	4/24/2019	426100	060	GODS PANTRY FOOD BANK	M NT 2018	4/8/2019		9000138635
AP00047327	00639943	$250.00	Co-Sponsor - Carter Co Thunder	7/15/2019	426100	060	GRAYSON RECC	AP062519GRECC	6/25/2019		9000141764
AP00046778	00632097	$400.00	2018 MINT Donation	4/24/2019	426100	060	GRC HOOPS	M NT 2018	4/8/2019		9000138585
AP00046778	00633118	$5,000.00	Program Sponsorship	4/30/2019	426100	060	HENRY CLAY CENTER FOR STATESMANSH P	AP031419HCCS	3/14/2019		9000139266
AP00048569	00648285	$1,000.00	2019 Charity Gala	10/16/2019	426100	060	HOSPICE OF HOPE	AP101119HOH	10/11/2019		9000144946
AP00046965	00634823	$1,000.00	Donation - Biztown	5/22/2019	426100	060	JUNIOR ACHIEVEMENT OF THE BLUEGRASS INC	AP050819JA	5/8/2019		9000139685
AP00048765	00651447	$1,750.00	Chamber Day Sponsorship	11/20/2019	426100	060	KENTUCKY ASSOCIATION OF ELECTRIC COOP	11629620	11/14/2019		9000146989
AP00048765	00651316	$833.34	EMC - Sponsorship	11/18/2019	426100	060	KENTUCKY ASSOCIATION OF ELECTRIC COOP	11629624	11/14/2019		9000146989
AP00049008	00656235	$2,500.00	KCA's Annual Mtg 1/3 Sponsorsh	12/31/2019	426100	060	KENTUCKY ASSOCIATION OF ELECTRIC COOP	11631435	12/30/2019		9000148605
AP00048986	00654411	$60,000.00	Donation	12/19/2019	426100	060	KENTUCKY COMMUNITY & TECHNICAL COLLEGE	AP121319KCTCS	12/13/2019		9000147454
AP00047069	00636839	$20,000.00	Donation	6/12/2019	426100	060	KENTUCKY FOOTH LLS THERAPEUTIC	R06112019	6/11/2019		9000140533
AP00047163	00637427	$400.00	Donation	6/19/2019	426100	060	KENTUCKY ROUNDTABLE FOR UT LITY SAFETY	AP061819KRUS	6/18/2019		9000140759
AP00046580	00629505	$1,000.00	2019 Donation	3/27/2019	426100	060	LAKE CUMBERLAND SLAVES MEMORIAL	2019	3/22/2019		9000137662
AP00048765	00652001	$10,000.00	Donation	11/25/2019	426100	060	LIVING LANDS & WATERS	AP110419LL&W	11/4/2019		9000146624
AP00046778	00632099	$800.00	2018 MINT Donation	4/24/2019	426100	060	MADISON CENTRAL BAND BOOSTERS	M NT 2018	4/8/2019		9000138623
AP00046580	00629504	$300.00	2019 Field Signs	3/27/2019	426100	060	MASON COUNTY FOOTBALL	2019	3/19/2019		9000137551
AP00046965	00634822	$100.00	Donation	5/22/2019	426100	060	MASON COUNTY HIGH SCHOOL	AP050819MCHS	5/8/2019		9000139657
AP00046415	00626515	$5,579.42	KIT, CONFINED SPACE ENTRY	2/25/2019	426100	060	MATNEY ENTERPRISES NC	3682	1/20/2019	0000130401	9000137112
AP00046210	00623312	$2,500.00	Annual Sponsorship	1/17/2019	426100	060	MAYSVILLE MASON CO AREA CHAMBER OF COMM	20064844	12/26/2018		9000134964
AP00046778	00632079	$1,000.00	Donation	4/24/2019	426100	060	MAYSVILLE MASON CO AREA CHAMBER OF COMM	2019 MaysvilleOpoly	4/17/2019		9000138588
AP00046778	00632077	$500.00	Donation - Oktoberfest	4/24/2019	426100	060	MAYSVILLE ROTARY CLUB	2019	4/17/2019		9000138601
AP00046778	00632095	$400.00	2018 MINT Donation	4/24/2019	426100	060	ROBERT CAMPBELL MIDDLE SCHOOL	M NT 2018	4/8/2019		9000138720
AP00046965	00634269	$500.00	Contribution	5/15/2019	426100	060	SHRINERS PIG OUT TRANSPORTATION FUND	AP051519SPOTF	5/15/2019		9000139453
AP00046778	00632100	$400.00	2018 MINT Donation	4/24/2019	426100	060	SOMERSET HIGH SCHOOL	M NT 2018	4/8/2019		9000138680
AP00046210	00623701	$5,000.00	2019 World Class Sponsor	1/22/2019	426100	300	SOMERSET PULASKI CO CHAMBER OF COMMERCE	13303	1/14/2019		9000135202
AP00047327	00639942	$1,000.00	Golf Scramble - Scholars Progr	7/15/2019	426100	060	SOUTH KENTUCKY RECC	AP062819SKRECCC	6/28/2019		9000141745
AP00046778	00632101	$400.00	2018 MINT Donation	4/24/2019	426100	060	SOUTHWESTERN HIGH SCHOOL VOLLEYBALL	M NT 2018	4/8/2019		9000138634
AP00047163	00637425	$200.00	Donation	6/19/2019	426100	060	SPECTRUM JOURNEYS OF KENTUCKY	AP041519SJK	4/15/2019		9000140789
AP00047163	00637423	$250.00	Fall Festival - Contribution	6/19/2019	426100	060	ST PATRICK SCHOOL	AP051019SPS	5/10/2019		9000140716
AP00048344	00646971	$500.00	Sponsorship - Donation	9/30/2019	426100	060	SVDP	AP092619SVDP	9/26/2019		9000144437
AP00048765	00651446	$500.00	Shop with a Cop Donation	11/20/2019	426100	060	WINCHESTER CLARK COUNTY FOP LODGE #34	R11192019	11/19/2019		9000146249
AP00046580	00629503	$100.00	Donation - Project Graduation	3/27/2019	426100	060	WINCHESTER DRUG COALITION	2019	1/4/2019		9000137651
AP00046778	00632076	$500.00	Donation	4/24/2019	426100	060	WOMEN'S CRISIS CENTER	2019	4/17/2019		9000138627
AP00046778	00632078	$250.00	Donation	4/24/2019	426100	060	WOMEN'S CRISIS CENTER	2019 Farm to Fork	4/17/2019		9000138626
AP00048987	00655461	$1,405.00	AED to donate to USS Iwo Jima	12/31/2019	426100	060		4763201_00000000000000191	12/16/2019		
AP00048765	00652360	$60.00	Chili-Cookoff Winners giftcard	11/30/2019	426100	060		4739208_00000000000000036	11/15/2019		
AP00046580	00629642	$9.53	For Good Giving Committee	3/29/2019	426100	060		4538124_00000000000000056	3/15/2019		
AP00048765	00652360	$25.00	GGC- raffle winner gift card-	11/30/2019	426100	060		4739208_00000000000000036	11/15/2019		
AP00048987	00655546	$12.72	Gift bags for GGC	12/31/2019	426100	060		4763201_00000000000000276	12/16/2019		
AP00048765	00652515	$15.71	Good Giving - Power In Pink Ca	11/30/2019	426100	060		4739208_00000000000000191	11/15/2019		

PSC DR1 Response 47c.xlsx

AP Vouchered Detail - Account 426, all applicable subaccounts

Journal ID	Voucher	Amount	Description	Acctg Date	Account	Dept	Name	Invoice	Invoice Date	PO No.	Payment
AP00046580	00629769	$24.17	Good Giving Comm - Mutt Madnes	3/29/2019	426100	060		4538124_00000000000000183	3/15/2019		
AP00048578	00649758	$10.47	Good Giving Committee - 2019 P	10/31/2019	426100	060		4715907_00000000000000194	10/15/2019		
AP00048578	00649758	$14.84	Good Giving Committee - 2019 P	10/31/2019	426100	060		4715907_00000000000000194	10/15/2019		
AP00048578	00649799	$21.85	Good Giving Committee- Breakfa	10/31/2019	426100	060		4715907_00000000000000235	10/15/2019		
AP00048309	00646621	$476.09	Good Giving Committee Luncheon	9/30/2019	426100	060		JV641178	7/15/2019		
AP00048309	00646621	$79.00	Good Giving Committee Luncheon	9/30/2019	426100	060		JV641178	7/15/2019		
AP00048309	00646621	$16.96	Good Giving Committee Supplies	9/30/2019	426100	060		JV641178	7/15/2019		
AP00048309	00646621	$14.94	Good Giving Committee Supplies	9/30/2019	426100	060		JV641178	7/15/2019		
AP00048578	00649630	$164.34	GOOD GIV NG SUPPL ES FOR BBQ L	10/31/2019	426100	060		4715907_00000000000000066	10/15/2019		
AP00047670	00640989	$928.56	Governors' Scholar Program lun	7/31/2019	426100	060		4645511_00000000000000002	7/15/2019		
AP00048309	00646621	$27.27	Lunch while picking up good gi	9/30/2019	426100	060		JV641178	7/15/2019		
AP00047163	00638723	$610.00	MEMBER DUES & APP	6/30/2019	426100	400		4620541_00000000000000295	6/17/2019		
AP00048578	00649601	$2,204.24	Power in Pink T-Shirts	10/31/2019	426100	060		4715907_00000000000000037	10/15/2019		
AP00048578	00649601	$2,170.30	Power in Pink T-Shirts	10/31/2019	426100	060		4715907_00000000000000037	10/15/2019		
AP00048578	00649601	$310.34	Power in Pink T-Shirts	10/31/2019	426100	060		4715907_00000000000000037	10/15/2019		
AP00048765	00652387	$18.77	Supplied for Good Giving Chili	11/30/2019	426100	060		4739208_00000000000000063	11/15/2019		
AP00048765	00652360	$98.38	Supplies for GGC Chili-Cookoff	11/30/2019	426100	060		4739208_00000000000000036	11/15/2019		
AP00048987	00655546	$304.60	Thank you gifts-GGC	12/31/2019	426100	060		4763201_00000000000000276	12/16/2019		
		$160,655.84	**Total Schedule L3 - "Donations" Class and Total Account 426100**								
	Schedule L3 - "Political Activities" Class										
AP00046237	00625260	$6.74	1/19 Cell/Data/iPad	1/31/2019	426400	060	AT&T	14513398	1/16/2019		9000135999
AP00046418	00626978	$6.82	2/19 Cell/iPad/Data/Air Card	2/28/2019	426400	060	AT&T MOBILITY	14623266	2/16/2019		9000136459
AP00046590	00629552	$6.73	Cell/Data/iPad Charges	3/28/2019	426400	060	AT&T MOBILITY	14734096	3/16/2019		9000137524
AP00046783	00633121	$6.72	Cell,AirCards,iPad	4/30/2019	426400	060	AT&T MOBILITY	14845992	4/16/2019		9000139109
AP00047149	00638426	$6.72	Cell/Data/iPad Charges	6/29/2019	426400	060		JV636025	5/16/2019		
AP00047670	00641398	$6.72	Cell/Data	7/31/2019	426400	060	AT&T MOBILITY	15072608	6/16/2019		9000142277
AP00048120	00641904	$6.77	Data-iPad,Air Card,Cell	8/7/2019	426400	060	AT&T MOBILITY	15187261	7/16/2019		9000142476
AP00048401	00647210	$6.87	Cell and device data	9/30/2019	426400	060	AT&T MOBILITY	15302883CORR	8/16/2019		9000144681
AP00048569	00647687	$6.88	Cell and device data	10/9/2019	426400	060	AT&T MOBILITY	15419366	9/16/2019		9000144681
AP00048772	00650291	$6.78	Data, Air-time, etc.	11/6/2019	426400	060	AT&T MOBILITY	15536761	10/16/2019		9000145715
AP00049151	00656707	$6.77	Cell Phone/Air Card/iPad data	12/31/2019	426400	060	AT&T MOBILITY	15655152	11/16/2019		9000148409
AP00049151	00656716	$6.77	Cell Phone/Air Card/iPad data	12/31/2019	426400	060	AT&T MOBILITY	15774372	12/16/2019		9000148409
		$81.29	**Total Schedule L3 - "Political Activities" Class and Total Account 426400**								

EAST KENTUCKY POWER COOPERATIVE, INC.
PSC CASE NO. 2021-00103
FIRST REQUEST FOR INFORMATION RESPONSE

COMMISSION STAFF'S FIRST REQUEST FOR INFORMATION DATED 3/4/21
REQUEST 48
RESPONSIBLE PERSON: **Ann F. Bridges**
COMPANY: **East Kentucky Power Cooperative, Inc.**

Request 48. Provide any information, when known, that would have a material effect on net operating income, rate base, or cost of capital that have occurred after the test year but were not incorporated in the filed testimony and exhibits.

Response 48. EKPC has incorporated all material items occurring after the test year in its rate application.