

**North McLean County Water District**

PO Box 68, 217 Hill Street

Livermore, KY 42352

[nmcleanwater@bellsouth.net](mailto:nmcleanwater@bellsouth.net)

January 20, 2021

To: Executive Director  
Public Service Commission

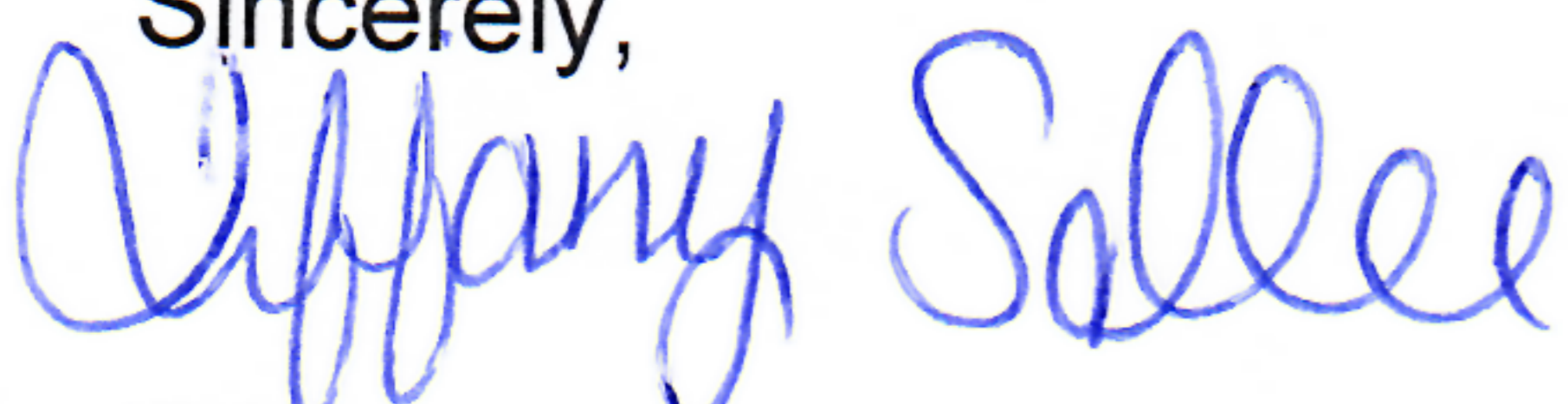
RE: Purchased Water Adjustment

To Whom It May Concern,

At the regular meeting of the Board of Commissioners of the North McLean County Water District on January 18, 2021, it was decided to file with the Public Service Commission a purchased water adjustment due to our supplier, West Daviess County Water District, increasing our wholesale rate.

If you have any questions concerning this request or need additional information, please contact our office.

Sincerely,




Tiffany Sallee

Secretary

PURCHASED WATER ADJUSTMENT FOR  
WATER DISTRICTS AND WATER ASSOCIATIONS  
(807 KAR 5:068)

Name of Utility	North McLean County Water District		
Date	January 20, 2021		
Address	217 Hill Street, PO Box 68		
City, State, Zip	Livermore, KY 42352		
Telephone Number	270-278-2800		
Email Address	nmcleanwater@bellsouth.net		
1.a. Name of all wholesale suppliers and the base (current) rate and changed rate of each. In the event the water purchased is billed by the supplier on a rate that is not a flat rate schedule, the entire rate schedule must be shown. Attach additional sheets if necessary.			
Supplier(s)	Base Rate	Changed Rate	
McLean County Regional	3.22 per 1,000	N/A	
West Daviess County Water	3.85 per 1,000	4.38 per 1,000	
Ohio County Water (Emergency use only)	2.68 per 1,000	3.29 per 1,000	
1.b. A copy of the supplier's notice of the changed rate showing the effective date of the increase is attached as Exhibit			
2. Twelve-month period upon which the purchased water adjustment is based. (This twelve-month period must end within 90 days of this filing).			
From	November 2019	through	October 2020
	(month and year)		(month and year)
3. Statement of water purchases. Where water is purchased from more than one supplier, purchases from each supplier must be shown separately. If water is purchased through a declining block rate schedule, purchases for each month must be shown. Attach an additional sheet if necessary.			

Supplier(s)	Gallons Purchased during 12 month period
McLean County Regional Water	109,876,000
West Daviess County Water District	5,095,000
Ohio County Water District	0
TOTAL PURCHASES	114,971,000
4. Total gallons sold for the 12 month period	97,832,600
5. Increased water cost	2,700.35
<p>The increased water cost is the cost difference between purchases at base (current rate) and purchases at new rate. The calculation and all supporting documents used to determine the change in purchased water costs sufficient to determine the accuracy of the calculation is attached as Exhibit</p>	
6. Purchased water adjustment factor	0.03 per 1,000 gallons
<p>The purchased water adjustment factor is obtained by dividing the increased cost of water by the total gallons sold.</p> <p>Note: The purchased water adjustment factor is added to each thousand gallons sold. If the minimum usage is 2,000 gallons then the purchased water adjustment factor would be added to the minimum bill twice.</p>	
7. A schedule listing the current and proposed rates is attached as Exhibit	
8. A copy of the resolution or other document of the utility's governing body authorizing the proposed rates is attached as Exhibit	
9. Proposed effective date	February 25, 2021
	
Signature of Utility Officer	
Secretary	
Title	

# WEST DAVIESS COUNTY WATER DISTRICT

3400 Bittel Rd.  
Owensboro, KY 42301  
Phone: (270) 685-5594  
Fax: (270) 683-6324


January 5, 2021

TO: All wholesale customers

This is to inform you that the West Daviess County Water District has received approval for a rate increase with the Public Service Commission. As reported to you earlier, this increase is the result of a general rate increase. The water rate attributed to your system will increase from \$ 3.85 per 1,000 gallons to \$ 4.38 per 1,000 gallons. This rate will become effective with water sold after December 30, 2020 which means the first billing for the new rate will be billed at the end of February 2021.

If you have any questions concerning this, please contact our office.

Sincerely,



William G. Higdon  
Manager

EXHIBIT B

North McLean County Water District

Increased Water Cost and Purchased Water Adjustment

Calculation for Increased Water Cost

<u>Month</u>	<u>Gallons Purchased</u>
November 2019	271,000
December 2019	298,000
January 2020	372,000
February 2020	287,000
March 2020	361,000
April 2020	343,000
May 2020	461,000
June 2020	526,000
July 2020	639,000
August 2020	580,000
September 2020	557,000
October 2020	400,000
<b>TOTALS</b>	<b>5,095,000</b>

Current Wholesale Rate: 3.85  
Percent Increase x 1.137 1.14%  
New Wholesale Rate \$4.38

Water Cost at Changed Rate:  
 $5,095,000 \times 4.38 = \$22,316.10$

Water Cost at Base Rate:  
 $5,095,000 \times 3.85 = \$19,615.75$   
Increased Water Cost: \$ 2,700.35

Calculation for Purchased Water Adjustment Factor

Increase of water cost divided by total gallons sold divide by 1000  
 $\$2700.35/97,832.6/1000 = \$0.03$

EXHIBIT C

NORTH MCLEAN COUNTY WATER DISTRICT  
CURRENT AND PROPOSED RATES

<u>Current Monthly Rates</u>	<u>Proposed Monthly Rates</u>	<u>Dollar Change</u>
First 2,000 Gallons \$22.43 Minimum Bill	\$22.49	0.06
Next 8,000 Gallons \$8.34 per 1,000	8.37	0.03
Next 30,000 Gallons \$7.63 per 1,000	7.66	0.03
All Over 40,000 Gallons \$6.96 per 1,000	6.99	0.03

**2019 Water Purchased**

	<u>TOTAL PURCH FROM McL REG</u>			<u>0064-08300-000</u>		Rate
	Beg Read	End Read	Consump	Amt	Amt	
January	483412000	492972000	9560000	\$ 25,620.80	\$ 25,620.80	\$ 2.68
February	492972000	501908000	8936000	\$ 23,948.48	\$ 23,948.48	\$ 2.68
March	501908000	510892000	8984000	\$ 24,077.12	\$ 24,077.12	\$ 2.68
April	510892000	519849000	8957000	\$ 24,004.76	\$ 24,004.76	\$ 2.68
May	519849000	530607000	10758000	\$ 28,831.44	\$ 28,831.44	\$ 2.68
June	530607000	540803000	10196000	\$ 27,325.28	\$ 27,325.28	\$ 2.68
July	540803000	552156000	11353000	\$ 30,426.04	\$ 30,426.04	\$ 2.68
August	552156000	563662000	11506000	\$ 30,836.08	\$ 30,836.08	\$ 2.68
September	563662000	574782000	11120000	\$ 29,801.60	\$ 29,801.60	\$ 2.68
October	574782000	584698000	9916000	\$ 26,574.88	\$ 26,574.88	\$ 2.68
November	584698000	593681000	8983000	\$ 24,074.44	\$ 24,074.44	\$ 2.68
December	593681000	602595000	8914000	\$ 23,889.52	\$ 23,889.52	\$ 2.68
<b>Totals</b>			119183000	\$ 319,410.44	\$ 319,410.44	

	<u>TOTAL WATER PURCHASED FROM ALL WEST DAVIESS</u>			Rate
	Beg Read	End Read	Consump	
January	28748000	29070000	322000	\$ 3.10
February	29070000	29284000	214000	\$ 3.10
March	29284000	29493000	209000	\$ 3.10
April	29493000	29867000	374000	\$ 3.10
May	29867000	30234000	367000	\$ 3.10
June	29478000	30021000	543000	\$ 3.10
July	30773000	30962000	189000	\$ 3.19
August	30206000	30849000	643000	\$ 3.10
September	30849000	31092000	243000	\$ 3.10
October	31848000	32372000	524000	\$ 3.19
November	31608000	31879000	271000	\$ 3.19
December	31879000	32177000	298000	\$ 3.19
<b>Totals</b>	363103000	367300000	4197000	\$ 13,205.82

	<u>TOTAL WATER PURCHASED FROM ALL SUPPLIERS</u>			Rate
	Beg Read	End Read	Consump	
January			9,882,000	\$ 26,619.00
February			9,150,000	\$ 24,611.88
March			9,193,000	\$ 24,725.02
April			9,331,000	\$ 25,164.16
May			11,125,000	\$ 29,969.14
June			10,739,000	\$ 29,008.58
July			11,542,000	\$ 31,028.95
August			12,149,000	\$ 32,887.25
September			11,363,000	\$ 30,576.77
October			10,440,000	\$ 28,246.44
November			9,254,000	\$ 24,938.93
December			9,212,000	\$ 24,840.14
<b>Totals</b>	0	0	123,380,000	\$ 332,616.26

**2019 Gallons Read**

	<u>136 E</u>	<u>Cal 136 W</u>	<u>Cal Hosp</u>	<u>Hwy 81#2</u>	<u>Hwy 81</u>
January	260,000	292,700	1,868,000	6,540,400	11,400
February	244,000	315,100	2,124,000	7,490,200	2,200
March	189,000	244,200	1,617,000	5,718,200	21,200
April	224,000	257,900	1,818,000	5,631,200	13,900
May	255,000	296,300	1,935,000	5,607,100	11,400
June	332,000	404,700	2,723,000	8,631,400	15,400
July	296,000	329,400	2,240,000	7,265,100	14,000
August	328,000	394,800	2,770,000	7,975,100	13,900
September	338,000	386,000	2,433,000	8,273,100	14,000
October	231,000	370,400	2,575,000	7,417,300	17,000
November	193,000	271,100	1,943,000	6,587,600	11,700
December	299,000	392,800	2,372,000	7,102,600	28,900
<b>Totals</b>	<b>3,189,000</b>	<b>3,662,700</b>	<b>24,550,000</b>	<b>84,239,300</b>	<b>175,000</b>

	<u>W Dav Guf</u>	<u>Ohio Co.</u>	<u>Livia</u>	<u>Livermore</u>	<u>Totals</u>
January	259,000	0	0	0	9,231,500
February	261,000	0	24,500	0	10,461,000
March	127,000	0	0	0	7,916,600
April	320,000	0	0	0	8,265,000
May	200,000	0	7,100	0	8,311,900
June	648,000	0	0	0	12,754,500
July	196,000	0	2,200	0	10,342,700
August	443,000	0	2,500	0	11,927,300
September	388,000	0	0	0	11,832,100
October	420,000	0	0	0	11,030,700
November	399,000	0	0	0	9,405,400
December	236,000	0	0	0	10,431,300
<b>Totals</b>	<b>3,638,000</b>	<b>0</b>	<b>36,300</b>	<b>0</b>	<b>121,910,000</b>

**2019 Water Loss**

	<u>Purchased</u>	<u>Sold</u>	<u>Acc Loss</u>	<u>Unacc Loss</u>	<u>% Lost</u>
January	9,231,500	8,239,300	160,000	832,200	9%
February	10,461,000	8,790,500	200,000	1,470,500	14%
March	7,916,600	5,994,900	532,000	1,389,700	18%
April	8,265,000	7,620,000	70,000	575,000	7%
May	8,311,900	7,250,400	50,000	1,011,500	12%
June	12,754,500	10,699,000	40,000	2,015,500	16%
July	10,342,700	9,132,300	124,000	1,086,400	11%
August	11,927,300	10,242,600	278,500	1,406,200	12%
September	11,832,100	10,706,300	350,000	775,800	7%
October	11,030,700	9,738,600	125,000	1,167,100	11%
November	9,405,400	8,890,100	25,000	490,300	5%
December	9,005,900	7,109,600	140,000	1,756,300	19.5%
<b>Totals</b>	<b>120,484,600</b>	<b>104,413,600</b>	<b>2,094,500</b>	<b>13,976,500</b>	<b>12%</b>

Loss  
% Average



**2020 Water Purchased**

	<u>TOTAL PURCH FROM McL REG</u>			<u>0064-08300-000</u>		Rate
	Beg Read	End Read	Consump	Amt	Amt	
January	602595000	610991000	8396000	\$ 22,501.28	\$ 22,501.28	\$ 2.68
February	610991000	618705000	7714000	\$ 20,673.52	\$ 20,673.52	\$ 2.68
March	618705000	627637000	8932000	\$ 23,937.76	\$ 23,937.76	\$ 2.68
April	627637000	636276000	8639000	\$ 23,152.52	\$ 23,152.52	\$ 2.68
May	636276000	646002000	9726000	\$ 26,065.68	\$ 26,065.68	\$ 2.68
June	646002000	655904000	9902000	\$ 26,537.36	\$ 26,537.36	\$ 2.68
July	655904000	666280000	10376000	\$ 27,807.68	\$ 27,807.68	\$ 2.68
August	666280000	676825000	10545000	\$ 28,260.60	\$ 28,260.60	\$ 2.68
September	676825000	685825000	9000000	\$ 24,120.00	\$ 24,120.00	\$ 2.68
October	685825000	694574000	8749000	\$ 28,171.78	\$ 28,171.78	\$ 3.22
November	694574000	703145000	8571000	\$ 27,598.62	\$ 27,598.62	\$ 3.22
December	703145000	712299000	9154000	\$ 29,475.88	\$ 29,475.88	\$ 3.22
<b>Totals</b>			109704000	\$ 308,302.68	\$ 308,302.68	

	<u>TOTAL WATER PURCHASED FROM ALL WEST DAVIESS</u>			Amt	Amt	Rate
	Beg Read	End Read	Consump			
January	32941000	33313000	372000	\$ 1,186.68	\$ 1,186.68	\$ 3.19
February	32544000	32831000	287000	\$ 915.53	\$ 915.53	\$ 3.19
March	32831000	33192000	361000	\$ 1,151.59	\$ 1,151.59	\$ 3.19
April	33961000	34304000	343000	\$ 1,094.17	\$ 1,094.17	\$ 3.19
May	33533000	33994000	461000	\$ 1,470.59	\$ 1,470.59	\$ 3.19
June	33994000	34520000	526000	\$ 1,677.94	\$ 1,677.94	\$ 3.85
July	35291000	35930000	639000	\$ 2,460.15	\$ 2,460.15	\$ 3.85
August	35930000	36510000	580000	\$ 2,233.00	\$ 2,233.00	\$ 3.85
September	36510000	37067000	557000	\$ 2,144.45	\$ 2,144.45	\$ 3.85
October	37067000	37467000	400000	\$ 1,540.00	\$ 1,540.00	\$ 3.85
November	36633000	37003000	370000	\$ 1,424.50	\$ 1,424.50	\$ 3.85
December	37003000	37389000	386000	\$ 1,486.10	\$ 1,486.10	\$ 3.85
<b>Totals</b>	418238000	423520000	5282000	\$ 18,784.70	\$ 18,784.70	

	<u>TOTAL WATER PURCHASED FROM ALL SUPPLIERS</u>			Amt	Amt	Rate
	Beg Read	End Read	Consump			
January			8,768,000	\$ 23,687.96	\$ 23,687.96	
February			8,001,000	\$ 21,589.05	\$ 21,589.05	
March			9,293,000	\$ 25,089.35	\$ 25,089.35	
April			8,982,000	\$ 24,246.69	\$ 24,246.69	
May			10,187,000	\$ 27,536.27	\$ 27,536.27	
June			10,428,000	\$ 28,215.30	\$ 28,215.30	
July			11,015,000	\$ 30,267.83	\$ 30,267.83	
August			11,125,000	\$ 30,493.60	\$ 30,493.60	
September			9,557,000	\$ 26,264.45	\$ 26,264.45	
October			9,149,000	\$ 29,711.78	\$ 29,711.78	
November			8,941,000	\$ 29,023.12	\$ 29,023.12	
December			9,540,000	\$ 30,961.98	\$ 30,961.98	
<b>Totals</b>	0	0	114,986,000	\$ 327,087.38	\$ 327,087.38	

2020 Gallons Read					
	136 E	Cal 136 W	Cal Hosp	Hwy 81#2	Hwy 81
January	230,000	268,300	1,753,000	5,517,200	20,000
February	381,000	356,900	2,501,000	7,745,100	29,000
March	146,000	179,800	1,327,000	4,154,300	15,900
April	213,000	289,800	1,883,000	6,146,300	19,400
May	213,000	315,100	2,184,000	6,532,200	22,700
June	311,000	369,800	2,322,000	7,122,900	22,300
July	295,000	325,500	2,158,000	6,461,200	20,700
August	375,000	379,600	2,625,000	8,116,700	29,200
September	245,000	427,500	2,596,300	7,718,700	30,700
October	251,000	316,400	1,990,700	5,356,900	11,200
November	271,000	306,700	1,844,000	5,563,300	4,200
December	312,000	320,700	1,781,000	5,992,500	3,800
Totals	3,243,000	3,587,800	23,212,000	76,427,300	229,100

	W Dav Guf	Ohio Co.	Livia	Livermore	Totals
January	290,000	0	0	0	8,078,500
February	399,000	0	0	0	11,412,000
March	215,000	0	0	0	6,038,000
April	305,000	0	0	0	8,856,500
May	383,000	0	0	0	9,650,000
June	503,000	0	150,000	0	10,801,000
July	565,000	0	0	0	9,825,400
August	672,000	0	51,000	0	12,248,500
September	437,000	23,600	13,000	0	11,491,800
October	403,000	81,200	41,400	0	8,451,800
November	407,000	0	29,000	0	8,425,200
December	376,000	0	25,000	0	8,811,000
Totals	4,665,000	104,800	309,400	0	114,089,700

2020 Water Loss					
	Purchased	Sold	Acc Loss	Unacc Loss	% Lost
January	8,078,500	7,124,800	10,000	943,700	12%
February	11,412,000	8,478,000	45,000	2,889,000	25%
March	6,038,000	5,766,100	0	271,900	5%
April	8,856,500	7,352,200	285,000	1,219,300	14%
May	9,650,000	7,873,600	76,000	1,700,400	18%
June	10,801,000	9,211,600	25,000	1,564,400	14%
July	9,825,400	9,010,400	200,000	615,000	6%
August	12,248,500	10,962,700	277,000	1,008,800	8%
September	11,491,800	8,624,000	264,000	2,603,800	23%
October	8,451,800	7,429,500	135,000	887,300	10%
November	8,425,200	7,396,900	75,000	953,300	11%
December	8,811,000	6,710,000	235,000	1,866,000	21.2%
Totals	114,089,700	95,939,800	1,627,000	16,522,900	14%

Loss  
% Average

MINUTES OF THE REGULAR MEETING OF THE BOARD OF WATER  
COMMISSIONERS OF NORTH MCLEAN COUNTY WATER DISTRICT HELD  
JANUARY 18, 2021 AT 7:00 P.M.  
AT THE DISTRICT OFFICE  
217 HILL STREET  
LIVERMORE, KY 42352

The regular meeting of the North McLean County Board of Water Commissioners was held January 18, 2021 at 7:00 P.M., at the District Office in Livermore, Kentucky.

Commissioners Present:

Keith Ayer, Chairman  
Gary Floyd  
Wayne Bell

Commissioners Absent:

Carrol Troutman  
Dale Chandler

North McLean County Water Staff Present:

Tiffany Sallee, Secretary

Visitors Present:

Jared Lindsey, CPA with Alexander & Company

The meeting was called to order by Chairman Keith Ayer, who presided over the meeting.

The minutes of the regular meeting on December 21, 2020 were read. A motion to approve the minutes was made by Commissioner Wayne Bell and seconded by Commissioner Gary Floyd. A vote was taken and motion passed.

Jared Lindsey with Alexander & Company CPAs PSC and the auditor for North McLean County Water District presented the 2019 audit. The audit reflected a


clean opinion. A motion was made by Commissioner Gary Floyd and seconded by Commissioner Wayne Bell to approve the 2019 Audit.

Chairman Keith Ayer informed the board that West Daviess County Water District was approved for a rate increase by the Kentucky Public Service Commission. The new purchased rate for North McLean County Water District, increased from \$3.85 per 1,000 to \$4.38 per 1,000 gallons effective February 2021 billing. A motion made by Commissioner Wayne Bell and seconded by Commissioner Gary Floyd for the North McLean County Office Staff to begin the process of filing a purchased water rate adjustment with the Kentucky Public Service Commission.


Office Staff Tiffany Sallee presented the list of bad debts for the year of 2020. Twenty-four customers with a combined debt of \$2,841.81 were included on the list. The list was reviewed and discussion followed. A motion was made by Commissioner Gary Floyd and seconded by Commissioner Wayne Bell to write off the 2020 Bad Debts. Customers on the Bad Debt List must pay their past due plus a \$75.00 deposit should they request future water service. The 2020 Bad Debt List is attached to the minutes.

The bills payable were read, approved and ordered paid upon a motion made by Commissioner Gary Floyd and seconded by Commissioner Wayne Bell. Motion passed with an unanimous vote.

There being no further discussion, upon motion duly made by Commissioner Wayne Bell seconded by Commissioner Gary Floyd and passed without opposition, the meeting adjourned at 7:55 P.M.

  
\_\_\_\_\_  
Keith Ayer, Chairman

ATTEST:

  
\_\_\_\_\_  
Carrol B. Troutman, Secretary-Treasurer

# North McLean County Water Dist Bad Debt Report

Cycle  All Cycles  
 Print Bad Debt Accounts By  Bad Debt Date  
 Bad Debt Date Range 12/31/2020 To 01/12/2021  
 Bad Debt Types to Include  Transfers  Collections  Writeoffs  
 Order By  Account Number  
 Print Account Detail  Print Bad Debt Service Detail

Account #	Name	Service Address	Last Read Date	Bad Debt Date	Collection Date	Writeoff Amount	Account Balance	Bad Debt Balance
0001-00120-002	Blakley , Chasity	101 Oak Grove Road	07/20/20	01/12/21		\$0.00	\$2.90	\$2.90
0001-00540-009	Seibert, Shaun	2417 Hwy 250	07/27/20	01/12/21		\$0.00	\$200.87	\$200.87
0001-02020-001	Troutman, Teresa	105 Tucker LN	10/21/20	01/12/21		\$0.00	\$19.87	\$19.87
0001-02341-003	Cardwell, Chris	2025 Richland RD	12/10/20	01/12/21		\$0.00	\$167.58	\$167.58
0001-02455-001	Cardwell, Welton	1839 Old Cal-Liv RD	12/10/20	01/12/21		\$0.00	\$290.85	\$290.85
0001-03340-004	Gregory, April	255 Scotts Bridge RD	09/01/20	01/12/21		\$0.00	\$40.97	\$40.97
0001-03990-004	Hampton, Crystal L	2478 Brooks SCH HS RD	07/08/20	01/12/21		\$0.00	\$21.52	\$21.52
0001-06010-001	Knight, Ray	1166 Hwy 815	08/04/20	01/12/21		\$0.00	\$118.73	\$118.73
0001-06045-005	Morris, Zachary L	205 Henning Ln	03/06/20	01/12/21		\$0.00	\$65.05	\$65.05
0001-06045-006	Kellems, Joshua	205 Henning Ln	10/06/20	01/12/21		\$0.00	\$235.14	\$235.14
0001-06045-007	Williamson, Megan	205 Henning Ln	11/24/20	01/12/21		\$0.00	\$23.75	\$23.75
0001-08270-006	Jennings, Brenda	12870 HWY 136 E	12/08/20	01/12/21		\$0.00	\$106.88	\$106.88
0001-09140-009	Jones, Delbert W	3901 Barrett Hill RD	05/01/20	01/12/21		\$0.00	\$11.35	\$11.35
0001-09350-003	Sumner, Sascha	3390 US Hwy 431 N	09/30/20	01/12/21		\$0.00	\$157.77	\$157.77
0001-09455-005	Holland, Michelle	821 Buck Creek Ch RD	10/21/20	01/12/21		\$0.00	\$124.64	\$124.64
0001-09490-005	Wiles, Falicia	861 Buck Creek CH RD	09/08/20	01/12/21		\$0.00	\$377.97	\$377.97
0001-09890-007	Bracewell, John	900 E Harmons Ferry RD	08/27/20	01/12/21		\$0.00	\$92.39	\$92.39
0001-10320-007	Johnson, Alexis	219 E Harmons Ferry Rd	09/30/20	01/12/21		\$0.00	\$104.08	\$104.08
0001-10580-002	Storm, Angela	731 W Harmons Ferry RD	12/14/20	01/12/21		\$0.00	\$148.17	\$148.17
0001-11110-001	Wilkins, Kenneth	4102 Hwy 431 N	01/23/20	01/12/21		\$0.00	\$40.28	\$40.28
0001-11235-005	Lindsey, Alex	3797 HWY 431 N	06/26/20	01/12/21		\$0.00	\$98.92	\$98.92
0001-11235-006	Woosley, Melissa	3797 HWY 431 N	09/30/20	01/12/21		\$0.00	\$123.12	\$123.12
0001-11740-001	Ater, Franklin	2319 KY 1080	07/08/20	01/12/21		\$0.00	\$20.60	\$20.60
0001-12910-001	Gray, Robert R	180 A Creekside DR	08/27/20	01/12/21		\$0.00	\$248.41	\$248.41
<b>Report Totals</b>			<b>24 Customers</b>			<b>\$0.00</b>	<b>\$2,841.81</b>	<b>\$2,841.81</b>

APPENDIX

APPENDIX TO AN ORDER OF THE KENTUCKY PUBLIC SERVICE  
COMMISSION IN CASE NO. 2020-00238 DATED DEC 17 2020

NOTICE TO THE CUSTOMERS OF  
NORTH MCLEAN COUNTY WATER DISTRICT

On August 4, 2020, North McLean County Water District (North McLean District) applied to the Kentucky Public Service Commission (PSC) for authority to adjust its rates for water service. The initial proposed effective date of the requested rate adjustment was made pursuant to the date of an Order granting an increase by the PSC. After performing a limited review of North McLean District's application and records, the PSC Staff has recommended to the PSC that North McLean adjust its rates to their retail customers that are different from those proposed by North McLean. The tables below reflect the present retail rates and the retail rates proposed by the PSC Staff:

Monthly Water Rates

Retail Customers

<u>All Meter Sizes</u>	<u>Present Rates</u>	<u>PSC Staff Proposed Rates</u>	<u>\$ Change</u>	<u>% Change</u>
First 2,000 Gallons	\$19.66 Minimum Bill	\$22.43 Minimum Bill	\$2.77	14.09%
Next 8,000 Gallons	\$ 0.00731 per Gallon	\$ 0.00834 per Gallon	\$0.00103	14.09%
Next 30,000 Gallons	\$ 0.00669 per Gallon	\$ 0.00763 per Gallon	\$0.00094	14.05%
All over 40,000 Gallons	\$ 0.00610 per Gallon	\$ 0.00696 per Gallon	\$0.00086	14.10%

The monthly water bill for the average retail customer using 4,000 gallons of water monthly will increase from \$34.28 to \$39.11 or 14.09%.

A person may examine the rate application at the offices of North McLean District located at 217 Hill Street, Livermore, Kentucky 42352.

A person may examine the application at the PSC's offices located at 211 Sower Boulevard, Frankfort, Kentucky, Monday through Friday, 8:00 a.m. to 4:30 p.m., or through the Commission's Web site at <http://psc.ky.gov>.

A copy of the PSC Staff report can be found at:

[https://psc.ky.gov/pscscf/2020%20Cases/2020-00238//20201117\\_STAFF\\_REPORT.pdf](https://psc.ky.gov/pscscf/2020%20Cases/2020-00238//20201117_STAFF_REPORT.pdf)

Pursuant to the PSC's Order of August 20, 2020, in Case No. 2020-00238, North McLean District has requested that the PSC approve the PSC Staff's proposed rates.

Any person may submit comments on the proposed rates. Comments shall be in writing and shall be submitted to the Executive Director, Public Service Commission, 211 Sower Boulevard, P.O. Box 615, Frankfort, Kentucky 40602. Comments may also be