

COMMONWEALTH OF KENTUCKY
BEFORE THE PUBLIC SERVICE COMMISSION

In the Matter of:

ELECTRONIC APPLICATION OF)	
LOUISVILLE GAS AND ELECTRIC COMPANY)	
FOR AN ADJUSTMENT OF ITS ELECTRIC)	
AND GAS RATES, A CERTIFICATE OF)	
PUBLIC CONVENIENCE AND NECESSITY TO)	CASE NO. 2020-00350
DEPLOY ADVANCED METERING)	
INFRASTRUCTURE, APPROVAL OF CERTAIN)	
REGULATORY AND ACCOUNTING)	
TREATMENTS, AND ESTABLISHMENT OF A)	
ONE-YEAR SURCREDIT)	


RESPONSE OF
LOUISVILLE GAS AND ELECTRIC COMPANY
TO
JOINT SUPPLEMENTAL DATA REQUESTS OF THE ATTORNEY GENERAL
AND KIUC
DATED FEBRUARY 5, 2021

FILED: FEBRUARY 19, 2021

VERIFICATION


COMMONWEALTH OF KENTUCKY)
)
COUNTY OF JEFFERSON)

The undersigned, **Robert M. Conroy**, being duly sworn, deposes and says that he is Vice President, State Regulation and Rates, for Kentucky Utilities Company and Louisville Gas and Electric Company and an employee of LG&E and KU Services Company, and that he has personal knowledge of the matters set forth in the responses for which he is identified as the witness, and the answers contained therein are true and correct to the best of his information, knowledge and belief.



Robert M. Conroy

Subscribed and sworn to before me, a Notary Public in and before said County and State, this 17th day of February 2021.



Notary Public
Notary Public ID No. 603967

My Commission Expires:

July 11, 2022

VERIFICATION

COMMONWEALTH OF KENTUCKY)
)
COUNTY OF JEFFERSON)

The undersigned, **Christopher M. Garrett**, being duly sworn, deposes and says that he is Controller for Kentucky Utilities Company and Louisville Gas and Electric Company and an employee of LG&E and KU Services Company, and that he has personal knowledge of the matters set forth in the responses for which he is identified as the witness, and the answers contained therein are true and correct to the best of his information, knowledge and belief.

DocuSigned by:
Christopher M. Garrett
5B323C6395DE4D7

Christopher M. Garrett

Subscribed and sworn to before me, a Notary Public in and before said County and State, this 16th day of February 2021.

Judith Schoeder

Notary Public

Notary Public ID No. 603967


My Commission Expires:

July 11, 2022

VERIFICATION

COMMONWEALTH OF KENTUCKY)
)
COUNTY OF JEFFERSON)

The undersigned, **Eileen L. Saunders**, being duly sworn, deposes and says that she is Vice President, Customer Services for Louisville Gas and Electric Company and Kentucky Utilities Company and an employee of LG&E and KU Services Company, and that she has personal knowledge of the matters set forth in the responses for which she is identified as the witness, and the answers contained therein are true and correct to the best of her information, knowledge and belief.


Eileen L. Saunders

Subscribed and sworn to before me, a Notary Public in and before said County and State, this 17th day of February 2021.


Notary Public

Notary Public ID No. 603967

My Commission Expires:


July 11, 2022

VERIFICATION

STATE OF NORTH CAROLINA)
)
COUNTY OF BUNCOMBE)

The undersigned, **William Steven Seelye**, being duly sworn, deposes and states that he is a Principal of The Prime Group, LLC, and that he has personal knowledge of the matters set forth in the responses for which he is identified as the witness, and the answers contained therein are true and correct to the best of his information, knowledge and belief.

Kyle Mello
NOTARY PUBLIC
BUNCOMBE COUNTY, NC
MY COMMISSION EXPIRES 7/29/2023



William Steven Seelye

Subscribed and sworn to before me, a Notary Public in and before said County and State, this 17th day of February 2021.



Notary Public (SEAL)

Notary Public ID No. 2618 213000910


My Commission Expires:

7/29/2023

VERIFICATION


COMMONWEALTH OF KENTUCKY)
)
COUNTY OF JEFFERSON)

The undersigned, **John K. Wolfe**, being duly sworn, deposes and says that he is Vice President, Electric Distribution for Kentucky Utilities Company and Louisville Gas and Electric Company and an employee of LG&E and KU Services Company, and that he has personal knowledge of the matters set forth in the responses for which he is identified as the witness, and the answers contained therein are true and correct to the best of his information, knowledge and belief.



John K. Wolfe

Subscribed and sworn to before me, a Notary Public in and before said County and State, this 17th day of February 2021.



Notary Public
Notary Public ID No. 603967

My Commission Expires:

July 11, 2022

LOUISVILLE GAS AND ELECTRIC COMPANY

**Response to Joint Supplemental Data Requests of the Attorney General and KIUC
Dated February 5, 2021**

Case No. 2020-00350

Question No. 1

Responding Witness: Christopher M. Garrett / Eileen L. Saunders

- Q-1. Explain whether the Companies will be eligible to apply for federal stimulus funds to pay off or otherwise alleviate utility customer arrearages. Provide all details.
- a. If the Companies are eligible to receive such funds but will not be applying for such funds, explain in detail why not.
 - b. If the Companies have applied or are applying for such funds, provide: (i) an update on the status of the application; and (ii) a detailed explanation of the impact such funds will have on the revenue requirements sought in the instant rate cases.
 - c. Provide all assumptions, data, and calculations in live Excel format with all formulas intact.
 - d. Provide a calculation of uncollectible accounts expense and uncollectible accounts reserve in the test year to reflect the receipt of stimulus or other relief funds to pay off or otherwise alleviate utility customer arrearage in response to Covid-19.
 - e. Explain if the Companies are aware of whether any city or county governments located within their service territories have applied for these funds.
- A-1. In Kentucky, the Companies are not eligible to apply for federal coronavirus relief funds, but eligible customers may apply for federal coronavirus relief funds available through the Team Kentucky Funds. The funds are being distributed through community action agencies. The Companies directed customers to these resources and additional help on their websites.¹ In Virginia, KU was eligible to apply for federal coronavirus relief funds to provide direct subsidy payment on behalf of customers whose accounts were over 30 days in arrears. KU applied

¹ Important COVID-19 Information for KU customers, available at <https://lge-ku.com/covid-19/community-ku>; Important COVID-19 Information for LG&E customers, available at <https://lge-ku.com/covid-19/community-lge>.

for and was allocated these funds from the Virginia State Corporation Commission. The Companies continue to monitor if other federal stimulus programs become available for which the Companies or their customers are eligible.

- a. Not applicable.
- b. Not applicable as it relates to Kentucky. In Virginia, KU has received the funds and will apply the fund to customer accounts within the next month pursuant to guidance from the Virginia State Corporation Commission. The funds will have no impact on the revenue requirements in these cases.
- c. Not applicable.
- d. LG&E is unable to quantify the impact of incremental bad debts or the associated impact of stimulus or other relief funds as a result of the pandemic on its uncollectible accounts expense or reserve at this time. LG&E has utilized a 5-year historic average (2015 – 2019) of uncollectible accounts expense in this proceeding and thus have excluded the impact of the pandemic given the uncertainty. LG&E notes that given the significant increase in past due accounts over 30 days (\$22.9 million at Dec. 2020 vs. \$10.9 million at Dec. 2019), it has no reason to believe that the receipt of stimulus or other relief funds will result in a material reduction in the charge-off percentage below the 5-year average amounts utilized in the test period. LG&E further notes that it has not adjusted its uncollectible accounts expense or reserve in 2020 or 2021 to date as a result of any stimulus or relief funds. Actual uncollectible accounts expense in 2021 may result in the need to request regulatory asset treatment should actual charge-offs materialize to a level significantly above the amount currently embedded in base rates.
- e. The Companies are not aware of any city or county governments located within their service territories who have applied for such funds.

LOUISVILLE GAS AND ELECTRIC COMPANY

**Response to Joint Supplemental Data Requests of the Attorney General and KIUC
Dated February 5, 2021**

Case No. 2020-00350

Question No. 2

Responding Witness: Robert M. Conroy

- Q-2. Regarding Louisville Metro Government's provision of approximately \$6 million in financial assistance to various ministries for the purpose of alleviating utility customer arrearages, including for electric and gas service from LG&E, provide a detailed explanation of the impact on the revenue requirements sought in the instant rate cases.
- A-2. There is no impact on the revenue requirement from customers receiving any of the referenced financial assistance for alleviating utility arrearages. The Company's revenue requirement in this proceeding is based on a forecasted test year ending June 30, 2022. As discussed in the response to Question No. 1(d), LG&E has utilized a 5-year historic average (2015 – 2019) of uncollectible accounts expense in this proceeding and thus the impact of the pandemic has not been factored into the forecasted test year.

LOUISVILLE GAS AND ELECTRIC COMPANY

**Response to Joint Supplemental Data Requests of the Attorney General and KIUC
Dated February 5, 2021**

Case No. 2020-00350

Question No. 3

Responding Witness: Daniel K. Arbough

- Q-3. Provide the amount of Supplemental Executive Retirement Plan (“SERP”) expense in the test year and the amount included in the revenue requirement. Provide the SERP expense directly incurred by the Companies (KU and LG&E Electric and Gas) and the SERP expense charged to the Companies from each other affiliate.
- A-3. SERP expense is not included in the Company’s revenue requirement.

LOUISVILLE GAS AND ELECTRIC COMPANY

**Response to Joint Supplemental Data Requests of the Attorney General and KIUC
Dated February 5, 2021**

Case No. 2020-00350

Question No. 4

Responding Witness: Christopher M. Garrett

- Q-4. Refer to the trial balances provided in response to AG-KIUC DR 1-8 for both Companies. Refer also to the notation contained on the final page of both trial balances which reads, “(1) At the time this data request was submitted the December 2020 pension remeasurement entries had not yet been booked.”
- a. Provide the amount of pension expense for 2020 by FERC subaccount and in total before and after the “remeasurement entries” were booked.
 - b. Explain what is meant by the “remeasurement entries” and describe the source of the information used to perform the entries.
 - c. Provide copies of all source documents and calculations for the “remeasurement entries” in electronic format with all formulas in place.
 - d. Provide copies of all journal entries used to record the “remeasurement entries” applicable to December 2020.
 - e. Indicate whether there are “remeasurement entries” applicable to OPEB expense as well. If so, provide the information requested in each subpart above that is applicable to OPEB expense.
- A-4.
- a. Pension expense for 2020 by FERC subaccount is listed below and did not change as a result of the “remeasurement entries” being booked. Only balance sheet accounts were impacted by the “remeasurement entries”.

Electric	Gas	Total LG&E	FERC Subaccount
\$ 1,367,183	\$ 824,551	\$2,191,734	926101 - PENSION SERVICE COST - BURDENS
(807,652)	(387,893)	(1,195,545)	926198 - PENSION NON SERVICE COST - BURDENS
3,424,108	798,143	4,222,251	926911 - PENSION SERVICE COST - BURDENS INDIRECT
567,439	129,441	696,880	926998 - PENSION NON SERVICE COSTS - BURDENS INDIRECT
\$ 4,551,078	\$1,364,242	\$5,915,320	Total LG&E

- b. Under Accounting Standards Codification 715, plan assets and obligations must be measured at a specific and consistently applied point in time. LG&E uses a December 31 measurement date for its pension plan, and the year-end value of the assets was not available at the time responses to the initial data requests were prepared. The funded position (the fair value of the plan assets less the projected benefit obligation, or PBO) of the pension plan is required to be reported as an asset (if asset exceed the liability as of the measurement date) or a liability (if the liability exceeds the assets as of the measurement date).

Using valuations provided by the Company’s external actuaries, LG&E records/adjusts liabilities and assets associated with the pension plan based on actuarial estimates at year end and when final valuations utilizing January 1 census data are complete (typically in quarter 2). LG&E will also record necessary adjustments whenever changes to the plan or significant events occur resulting in a material change in valuation.

- c. See Attachment 1 being provided in Excel format.
- d. See Attachment 1 being provided in Excel format, tab “J050-0020-1220 p.1”.
- e. Remeasurement entries are applicable to OPEB expense.
- (a) OPEB expense for 2020 by FERC subaccount is listed below and did not change as a result of the “remeasurement entries” being booked. Only balance sheet accounts were impacted by the “remeasurement entries”.

Electric	Gas	Total LG&E	FERC Subaccount
\$ 334,180	\$ 193,422	\$ 527,602	926106 - FASB 106 (OPEB) SERVICE COST - BURDENS
798,328	421,684	1,220,012	926199 - FASB 106 POST RETIREMENT NON SERVICE COST EXPENSE - BURDENS
506,892	118,257	625,149	926916 - FASB 106 (OPEB) SERVICE COST - BURDENS INDIRECT
(685,027)	(160,612)	(845,639)	926999 - FASB 106 (OPEB) NON SERVICE COSTS - BURDENS INDIRECT
\$ 954,373	\$ 572,751	\$ 1,527,124	Total LG&E

- (b) Under Accounting Standards Codification 715, plan assets and obligations must be measured at a specific and consistently applied point in time. LG&E uses a December 31 measurement date for its postretirement plan, and the year-end value of the assets was not available at the time responses to the initial data requests were prepared. The funded position (the fair value of the plan assets less the accumulated postretirement benefit obligation, or APBO) of the postretirement plan is required to be reported as an asset (if assets exceed the liability) or a liability (if the liability exceeds the assets).

Using valuations provided by the Company's actuaries, LG&E records/adjusts liabilities and assets associated with the postretirement plan based on actuarial estimates at year end and when final valuations utilizing January 1 census data are complete (typically in quarter 2). LG&E will also record necessary adjustments whenever changes to the plan or significant events occur resulting in a material change in valuation.

(c) See Attachment 2 being provided in Excel format.

(d) See Attachment 3.

The attachment is being provided in a separate file in Excel format.

The attachment is being provided in a separate file in Excel format.

Database: URAGEBSFRUD,CEBSFRUD

Data Access Set: LGE ENERGY LLC
 Ledger: LGE ENERGY LLC
 Chart Of Accounts: Accounting Flexfield
 Currency: USD

Category	* List - Text Adjustment
Source	* List - Text Spreadsheet
Accounting Date	* List - Date 31-Dec-2020
Group ID	Number 28220
Batch Name	Text RM-KEC
Journal Name	Text J051-0020-1220
Journal Description	Text Record YE FAS 106 Disclosures
Reverse Journal	List - Text No
Reversal Period/Date	List - Text

Upl	Company	Product	Org	Exp Org	Account	IC	Exp Type	Loc	Debit	Credit	Stat Amount	Line Description	Line DFF (Project.Task)
					* List - Text				* Number	* Number	Number	Text	List - Text
	0020	000	000020	000020	228301	0000	0699	0000		-		Towers YE FAS 106 Disclosure - Servco	No
	0020	000	000020	000020	219016	0000	0699	0000		2,223,000.00		Towers YE FAS 106 Disclosure - Servco	No
	0020	000	000020	000020	128028	0000	0699	0000	2,232,951.00			Towers YE FAS 106 Disclosure - Servco	No
	0020	000	000020	000020	219012	0000	0699	0000		9,951.00		Towers YE FAS 106 Disclosure - Servco	No
	0100	141	006250	006250	228301	0000	0699	0000		3,310,949.00		Towers YE FAS 106 Disclosure -LGE	No
	0100	141	006250	006250	182305	0000	0699	0000	3,689,518.00			Towers YE FAS 106 Disclosure - LGE	No
	0100	141	006250	006250	242021	0000	0699	0000		378,569.00		Towers YE FAS 106 Disclosure - LGE current	No
	0110	105	015590	015590	228301	0000	0699	0000		1,164,471.00		Towers YE FAS 106 Disclosure -KU	No
	0110	105	015590	015590	254010	0000	0699	0000	592,348.00			Towers YE FAS 106 Disclosure - KU	No
	0110	105	015590	015590	228307	0000	0699	0000	572,123.00			Towers YE FAS 106 - KU Medicare Subsidy	No
Totals:									10,692,467.00	10,692,467.00			

p.1 excel

Description: Record YE FAS 106 Disclosures

Prepared by: KEC 1/21/2021

Approved by: JMK 1/21/2021

Posted by: KEC 1/21/2021

Upload/Concurrent ID: 55605004

DocuSigned by:

 429686F03CD046F...

Posted/Concurrent ID: 55605023

DocuSigned by:

 5B353C6395DE4D7...

LG&E and KU Energy LLC Retirement Programs
Financial Statements Disclosure Information - Other Postretirement Benefit Plans
as of December 31, 2020


	Regulatory 1	Financial 2	Regulatory 3	Regulatory 6
	LG&E	ServCo	KU	ServCo
Weighted-average assumptions as of December 31, 2020				
Discount rate	2.85%	2.85%	2.85%	2.85%
Expected return on 401(h) plan assets	7.25%	7.25%	7.25%	7.25%
Rate of compensation increase	3.50%	3.50%	3.50%	3.50%
Health care cost trend on covered charges	6.5% decreasing to ultimate trend of 5.0% in 2027	6.5% decreasing to ultimate trend of 5.0% in 2027	6.5% decreasing to ultimate trend of 5.0% in 2027	6.5% decreasing to ultimate trend of 5.0% in 2027
Change in Benefit Obligation				
Net benefit obligation at beginning of year	\$ 80,069,578	\$ 57,861,863	\$ 68,807,075	\$ 57,861,863
Service cost	892,856	1,930,836	1,111,471	1,930,836
Interest cost	2,795,445	2,041,259	2,395,831	2,041,259
Plan participants' contributions	4,156,987	2,001,102	2,528,105	2,001,102
Plan amendments	1,869,392	1,502,523	1,470,077	1,502,523
Actuarial (gain) loss	5,371,689	5,965,578	6,309,632	5,965,578
Acquisitions/Divestitures	-	-	-	-
Curtailments	-	-	-	-
Settlements	-	-	-	-
Special termination benefits	-	-	-	-
Actual expense paid	-	-	-	-
Gross benefits paid	(9,117,250)	(4,473,538)	(7,831,407)	(4,473,538)
less: federal subsidy on benefits paid	-	-	183,150	-
Net benefit obligation at end of year	<u>\$ 86,038,697</u>	<u>\$ 66,829,623</u>	<u>\$ 74,973,934</u>	<u>\$ 66,829,623</u>
Change in Plan Assets				
Fair value of plan assets at beginning of year	\$ 16,850,162	\$ 66,372,094	\$ 53,227,006	\$ 66,372,094
Actual return on plan assets	2,983,723	13,784,229	10,389,681	13,784,229
Contributions to 401(h)/VEBAs	3,131,960	91,352	288,609	91,352
Contributions from corporate assets	200,301	312,436	(63,273)	312,436
Plan participants' contributions	4,156,987	2,001,102	2,528,105	2,001,102
Acquisitions/Divestitures	-	-	-	-
401 (h) transfer	-	-	-	-
Actual expense paid	-	-	-	-
Gross benefits paid	(9,117,250)	(4,473,538)	(7,831,407)	(4,473,538)
Fair value of plan assets at end of year	<u>\$ 18,205,883</u>	<u>\$ 78,087,675</u>	<u>\$ 58,538,721</u>	<u>\$ 78,087,675</u>
Funded Status				
Fair value of plan assets	\$ 18,205,883	\$ 78,087,675	\$ 58,538,721	\$ 78,087,675
Benefit obligations	(86,038,697)	(66,829,623)	(74,973,934)	(66,829,623)
Funded status at end of year	<u>\$ (67,832,814)</u>	<u>\$ 11,258,052</u>	<u>\$ (16,435,213)</u>	<u>\$ 11,258,052</u>
Net amount recognized at end of year	<u>\$ (67,832,814)</u>	<u>\$ 11,258,052</u>	<u>\$ (16,435,213)</u>	<u>\$ 11,258,052</u>

**LG&E and KU Energy LLC Retirement Programs
Financial Statements Disclosure Information - Other Postretirement Benefit Plans
as of December 31, 2020**

	Regulatory 1	Financial 2	Regulatory 3		Regulatory 7
	LG&E	ServCo	KU		ServCo
Amounts recognized in the statement of financial position consist of:					
Noncurrent asset	\$ -	\$ 11,258,052	\$ -		\$ 11,258,052
Current liability	(2,532,655)	-	-		-
Noncurrent liability	(65,300,159)	-	(16,435,213)		-
Net amount recognized at end of year	\$ (67,832,814)	\$ 11,258,052	\$ (16,435,213)		\$ 11,258,052
Amounts recognized in accumulated other comprehensive income consist of:					
Transition obligation (asset)	\$ -	\$ -	\$ -		\$ -
Prior service cost (credit)	5,464,844	4,258,757	4,046,346		4,258,757
Net actuarial (gain) loss	2,671,930	(1,731,780)	(37,281,365)		2,742,119
Accumulated other comprehensive income	\$ 8,136,774	\$ 2,526,977	\$ (33,235,019)		\$ 7,000,876
	p.1 excel	p.1 excel	p.1 excel		
Expected benefit payments (includes participant contributions)					
2021	\$ 6,862,314	\$ 3,541,761	\$ 4,903,773		\$ 3,541,761
2022	6,783,195	3,794,460	5,085,117		3,794,460
2023	6,542,850	4,039,967	5,224,781		4,039,967
2024	6,298,113	4,149,827	5,315,278		4,149,827
2025	6,078,244	4,232,988	5,276,832		4,232,988
2026 - 2030	27,045,221	22,447,683	24,844,060		22,447,683
Expected federal subsidy payments					
2021	\$ -	\$ -	\$ 212,297		\$ -
2022	-	-	207,691		-
2023	-	-	201,471		-
2024	-	-	193,700		-
2025	-	-	184,768		-
2026 - 2030	-	-	762,302		-
			KU		
			\$ (16,435,213)		
		p.1 excel, p.5 pdf	(2,222,596.00)	Subsidy	
		p.1 excel	\$ (18,657,809)		
			Servco		
			\$ 7,000,876		
			(2,526,977)		
			\$ 4,473,899	p.1 excel	

LG&E and KU Energy LLC Retirement Programs
Financial Statements Disclosure Information - Other Postretirement Benefit Plans
as of December 31, 2020

	Regulatory 1	Financial 2	Regulatory 3	Regulatory 6
	LG&E	ServCo	KU	ServCo
Weighted-average assumptions used to develop 2020 Net Periodic Cost				
Discount rate	3.59%	3.59%	3.59%	3.59%
Expected return on 401(h) plan assets	7.25%	7.25%	7.25%	7.25%
Rate of compensation increase	3.50%	3.50%	3.50%	3.50%
Health care cost trend on covered charges	6.6% decreasing to ultimate trend of 5.0% in 2024	6.6% decreasing to ultimate trend of 5.0% in 2024	6.6% decreasing to ultimate trend of 5.0% in 2024	6.6% decreasing to ultimate trend of 5.0% in 2024
2020 Net Periodic Postretirement Benefit Cost				
Service cost	\$ 892,856	\$ 1,930,836	\$ 1,111,471	\$ 1,930,836
Interest cost	2,795,445	2,041,259	2,395,831	2,041,259
Expected return on 401(h) plan assets	(1,020,985)	(4,710,967)	(3,517,401)	(4,710,967)
Amortization of:				
Transition obligation (asset)	-	-	-	-
Prior service cost (credit)	790,080	313,404	315,193	313,404
Actuarial (gain) loss	(357,845)	(267,383)	(304,473)	(257,432)
Additional charges:				
Special termination benefit charge (credit)	-	-	-	-
Curtailment charge (credit)	-	-	-	-
Settlement charge (credit)	-	-	-	-
Other	-	-	-	-
2020 Net Periodic Postretirement Benefit Cost	\$ 3,099,551	\$ (692,851)	\$ 621	\$ (682,900)
Other Changes in Plan Assets and Benefit Obligations Recognized in Other Comprehensive Income				
Curtailment effects	\$ -	\$ -	\$ -	\$ -
Settlements	-	-	-	-
Current year actuarial (gain)/loss	3,408,951	(3,107,684)	(562,648)	(3,107,684)
Amortization of actuarial gain/(loss)	357,845	267,383	304,473	257,432
Current year prior service (credit)/cost	1,869,392	1,502,523	1,470,077	1,502,523
Amortization of prior service credit/(cost)	(790,080)	(313,404)	(315,193)	(313,404)
Amortization of transition asset/(obligation)	-	-	-	-
Total recognized in other comprehensive income	4,846,108	(1,651,182)	896,709	(1,661,133)
Total recognized in net periodic benefit cost and other comprehensive income	\$ 7,945,659	\$ (2,344,033)	\$ 897,330	\$ (2,344,033)



From: [DeGothseir, Will \(Philadelphia\)](#)
Sent: Thursday, January 21, 2021 4:03 PM
To: [Kugler, Jeanne](#)
Cc: [Arbough, Dan](#); [Cline, Katie](#); [Harder, Tim](#); [Wright, Jeanne](#); [King, Melissa](#); [Sumners, Beth](#); [Sunder, George R \[PPL\]](#); [Hess, Christine \[PPL\]](#); [Della Pietra, Jennifer \(Philadelphia\)](#); [Kosoff, Royce \(Philadelphia\)](#)
Subject: LG&E and KU Energy Year-end 2020 Accounting Disclosure Report - Postretirement Benefit Plan
Attachments: LGE KU Disclosure 2020 (PRW Plan)_Client.pdf; LGE KU Disclosure 2020 (PRW Plan)_Client.xlsx

EXTERNAL email. STOP and THINK before responding, clicking on links, or opening attachments.

Hi Jeanne,

This email contains the following two attachments:

1. December 31, 2020 financial disclosure report for the LG&E and KU Postretirement Benefit Plan in PDF format
2. December 31, 2020 financial disclosure exhibits in Excel format

While not included in the exhibits, the present value of the Medicare Retiree Drug Subsidy for the LG&E and KU Retiree Medical Continuation Plan pre-2000 Kentucky Utilities retirees, measured as of December 31, 2020, using the assumptions outlined in our final results letter (to be provided separately) is **\$2,222,596**. [p.3 pdf](#)

The results provided in this e-mail reflect the data, assumptions, methods, models, plan provisions, and actuarial certification that will be outlined in greater detail in the final results letter (to be provided separately). These results should not be considered final without the accompanying results letter.

Please don't hesitate to call us if you have any questions or need any additional information.

Regards,
Jen, Royce and Will

The undersigned consulting actuaries are members of the Society of Actuaries and meet the "Qualification Standard for Actuaries Issuing Statements of Actuarial Opinion in the United States" relating to pension and other postretirement benefit plans. Our objectivity is not impaired by any relationship between LKE or PPL and our employer, Willis Towers Watson US LLC.

Jennifer A. Della Pietra, ASA, EA
Director, Retirement
T +1 215 246 6861 | F +1 215 246 6251
jennifer.dellapietra@willistowerswatson.com

Royce S. Kosoff, FSA, EA, CFA
Managing Director, Retirement
T +1 215 246 6815 | F +1 215 246 6251
royce.kosoff@willistowerswatson.com

William M. DeGothseir, FSA, EA, CFA

Case No. 2020-00350
Attachment 3 to Response to AG-KIUC-2 Question No. 4
Page 5 of 5
Garrett

LOUISVILLE GAS AND ELECTRIC COMPANY

Response to Joint Supplemental Data Requests of the Attorney General and KIUC
Dated February 5, 2021

Case No. 2020-00350

Question No. 5

Responding Witness: Christopher M. Garrett

- Q-5. Refer to the Companies' responses to AG-KIUC DR 1-63 subparts (i) and (j) related to the collection, payment, and recording of sales taxes.
- a. Indicate whether the Companies "earn" a vendor compensation credit for acting as a collection agent for the state and local sales tax authorities. If so, confirm that this credit reduces the sales tax collected that must be remitted to the state and local sales tax authorities.
 - b. Provide the FERC accounts/subaccounts in which sales tax related vendor (taxpayer) compensation credits are recorded. If more than one FERC account/subaccount, then describe the costs that are recorded to each account/subaccount.
 - c. Provide the amounts of sales tax related vendor (taxpayer) compensation credits recorded for each month during the years 2018, 2019, and 2020 as well as the amounts forecast for each month in the base year and the test year.
 - d. Describe how sales tax related vendor (taxpayer) compensation credits are reflected in the calculation of the revenue requirement, including the test year filing schedules and workpapers. Annotate the amounts shown on the filing schedules and workpapers. If not reflected, explain why not.
- A-5.
- a. Yes, the Company does earn a vendor compensation credit for acting as a collection agent for state sales tax authorities. The vendor compensation credit does reduce the sales tax collected that must be remitted to the state sales tax authorities.
 - b. The Company records sales tax related vendor compensation to FERC account 456, Other Electric Revenues for electric utilities and FERC account 495, Other Gas Revenues for gas utilities.

- c. The amount of sales tax related vendor compensation credit recorded for each month during the years 2018, 2019, and 2020 is \$50 per month. The amount forecasted for each month in the base year and test year is also \$50 per month.
- d. The \$50 per month sales tax credit (\$600 annual amount) is included in revenue in line 3 Other Operating Revenues of Schedule C-1 Jurisdictional Operating Income Summary of both the base year and test year.

LOUISVILLE GAS AND ELECTRIC COMPANY

**Response to Joint Supplemental Data Requests of the Attorney General and KIUC
Dated February 5, 2021**

Case No. 2020-00350

Question No. 6

Responding Witness: Christopher M. Garrett

- Q-6. Refer to the Commission's January 13, 2021 Order in Case No. 2020-00174 at pages 18-19 pertaining to the disallowance of costs for meals, snacks, and beverages consumed by the utility and its affiliates during meetings involving rate case matters and witness coaching for the rate case provided by parties other than the counsel of record. Provide the costs for meals, snacks, and beverages consumed by the utility and its affiliates during meetings involving rate case matters and for witness coaching provided by parties other than the counsel of record related to this proceeding included in the estimated rate case expense regulatory asset and amortization expense in the test year. In addition, provide all invoice support for such costs.
- A-6. There are no such costs. See the response to PSC 1-14 along with the monthly updates to this data request for a breakdown of the rate case expenses incurred.

LOUISVILLE GAS AND ELECTRIC COMPANY

**Response to Joint Supplemental Data Requests of the Attorney General and KIUC
Dated February 5, 2021**

Case No. 2020-00350

Question No. 7

Responding Witness: Christopher M. Garrett / John J. Spanos

- Q-7. Confirm that the Company does not maintain subaccounts for each generating unit by plant account for accumulated depreciation in its accounting records.
- a. If this is not correct, then please provide a detailed description of the Company's accounting by generating unit and plant account for accumulated depreciation and the subaccounts that are used for this purpose. Provide a copy of all written documentation of the Company's accounting and all related procedures and guidelines.
 - b. Provide a detailed description of all allocations or reallocations of the accumulated depreciation reserve in whole or part among generating units and plant accounts by Mr. Spanos or by the Company for use by Mr. Spanos in his depreciation study in this proceeding. In your response, address how the demolition costs for Tyrone, Green River, Pineville, Cane Run, and Canal, as discussed by Mr. Bellar in his direct testimony at 16-17, were allocated or reallocated to the accumulated depreciation reserve in whole or part among other operating generating units and plant accounts.
 - c. To the extent that there was an allocation or reallocation of the accumulated depreciation reserves in whole or part among generating units and plant accounts reflected in the depreciation study in this proceeding, provide: i) a detailed narrative explanation as to why such an allocation was necessary, ii) a detailed description of the methodology used for this purpose, iii) a detailed explanation as to why the methodology used for this purpose was selected and applied in the depreciation studies filed in these proceedings, and iv) all reasons why this methodology is reasonable.
 - d. Provide a detailed description of all allocations or reallocations of the accumulated depreciation reserve in whole or part among generating units and plant accounts by Mr. Spanos or by the Company for use by Mr. Spanos in his depreciation study in the Company's last base rate proceeding.
 - e. To the extent that there was an allocation or reallocation of the accumulated depreciation reserves in whole or part among generating units and plant

accounts reflected in the depreciation study in the Company's last base rate proceeding, provide: i) a detailed narrative explanation as to why such an allocation was necessary, ii) a detailed description of the methodology used for this purpose, iii) a detailed explanation as to why the methodology used for this purpose was selected and applied in the depreciation studies filed in these proceedings, and iv) all reasons why this methodology is reasonable.

A-7.

- a. Yes, the Company does maintain separate subaccounts for each plant location within its fixed asset system. However, this simply represents an allocation of the total steam reserve to the location level based on the life and salvage parameters as well as the age of the surviving plant balance. Per Title 18, Subchapter C – Accounts, Federal Power Act, Part 101 – Uniform System of Accounts prescribed for Public Utilities, account 108, accumulated provision for depreciation of utility plant shall be regarded and treated as a single composite provision for depreciation, but shall be segregated by functional classification. Further detail by plant account is not required, but is calculated for ease of reporting. See Accounting Policy 653, *Depreciation of Property, Plant & Equipment Policy and Procedures* included in the attachment provided in response to PSC 1-30.
- b. The accumulated depreciation reflected in the depreciation calculation as of June 30, 2020 did not include allocations or reallocations of the accumulated depreciation recorded by Louisville Gas and Electric Company. There were a number of reserve reassignments as of June 30, 2020. Those reassignments were provided in response to DOD-FEA-Q-1-7 LGE in the attachments titled “2020 DOD-FEA DR1 LGE Attachment to Q7 – Att 1 Electric.xlsx”, “2020 DOD-FEA DR1 LGE Attachment to Q7 – Att 2 Gas.xlsx” and “2020 DOD-FEA DR1 LGE Attachment to Q7 – Att 3 Common.xlsx”. The accumulated depreciation reserve reassignments represented in the attachments contain reassignments made to more appropriately align the recovery of the assets' costs to their service lives during which the assets are used and useful. The accumulated depreciation recorded by Louisville Gas and Electric Company and the reassignments within FERC Account 311, Structures and Improvements, also included reserve reassignments associated with the demolition costs discussed by Mr. Bellar in his direct testimony at 16-17. The demolition costs associated with the Cane Run generating facility were recorded to accumulated depreciation as cost of removal as they were incurred. The accumulated depreciation related to the retired generating facility was calculated to achieve a fully depreciated level. Any remaining accumulated depreciation or deficient accumulated depreciation associated with the generating units were reassigned to the Mill Creek and Trimble County generating facilities to be recovered over the remaining life of those assets. The demolition costs for Canal will be charged to Mill Creek and will be addressed in the next depreciation study.

- c. The reassignment of accumulated depreciation associated with the cost of removal of the Cane Run generating facility was necessary to allow for recovery of the demolition costs associated with generating facilities that are no longer in service. The Mill Creek and Trimble County generating units were selected to receive the reassignment of these costs of removal as they are scheduled to remain in service in excess of 15 years which allows for a longest period of recovery of the costs and better matches the recovery of remaining service value of all generating units. This methodology was used to better match the theoretical reserve to the actual reserve based on the known parameters of all generating units including the recovery of the demolition costs associated with generating facilities recently retired as well as those still in service. This methodology reduces the overall depreciation impact on ratepayers.
- d. Similar reassignments of accumulated depreciation were made in the Company's last rate base proceeding for the same reasons.
- e. See the responses to part c. and part d.

LOUISVILLE GAS AND ELECTRIC COMPANY

**Response to Joint Supplemental Data Requests of the Attorney General and KIUC
Dated February 5, 2021**

Case No. 2020-00350

Question No. 8

Responding Witness: Christopher M. Garrett / John J. Spanos

- Q-8. Confirm that the demolition costs for retired power plants are debited to (used to reduce) the accumulated depreciation reserve.
- a. Confirm that, as a practical matter, these demolition costs increase the net book value of all other generating units by plant account that are not retired and still are operating.
 - b. Provide the amount of demolition costs for Tyrone, Green River, Pineville, Cane Run, and Canal, as discussed by Mr. Bellar in his direct testimony at 16-17, that are reflected as a reduction of the accumulated depreciation by generating unit and plant account at June 30, 2020 in the Company's depreciation study in this proceeding. Provide a copy of all assumptions, data, and workpapers, including electronic workpapers in live Excel format and with all formulas intact.
 - c. Confirm that including the demolition costs of retired units as a reduction to the accumulated depreciation reserves of operating generating units has the practical effect of including the costs in rate base and depreciating them over the remaining lives of the operating generating units. If this is not correct, then provide a corrected statement.
 - d. Confirm that the Company's allocation of demolition/decommissioning costs approach to the operating generating units by reducing the accumulated depreciation reserves for those units effectively increases the net book value, and therefore, the taxable value, for property tax expense. If this is not correct, then provide a corrected statement.
 - e. Confirm that if the Company deferred the demolition/decommissioning costs on retired generating units to a regulatory asset, then the costs would not be subject to property tax. If this is not correct, then provide a corrected statement.
 - f. Confirm that demolition/decommissioning costs are not deductible for income tax purposes until incurred.

- g. Confirm that the collection in revenues of future demolition/decommissioning costs through the net salvage component of the depreciation rates and expense is included in taxable income without an offsetting deduction against taxable income and therefore results in an asset ADIT that is not reversed until a later date when the costs actually are incurred. Explain your response. Confirm also that an asset ADIT increases the rate base and the revenue requirement from the date the demolition costs are collected through depreciation expense until the ADIT finally is fully reversed after all demolition/decommissioning costs are incurred and deducted. Explain your response.

A-8.

- a. Confirmed. Accumulated depreciation reserve adjustments were recorded to reassign reserves from active generating units to retired generating units to align the reserve with the associated demolition costs.
- b. The attachment titled “2020 AG-KIUC DR1 LGE Attachment to Q13c.xlsx” accompanying the response AG-KIUC-Q-1-13c provides the total demolition costs associated with the requested generating facilities as of September 2020. The costs that had been recorded to the accumulated depreciation as of June 30, 2020 and is reflected in the depreciation study is \$35,742,047 related to Cane Run. The demolition costs associated with Canal had not yet been recorded to accumulated depreciation.
- c. Confirmed.
- d. Not confirmed. The accumulated depreciation reserve adjustments have no impact on the net book value of utility plant utilized in the property tax assessment. Additionally, see the response to part e. below.
- e. Not confirmed. LG&E is unable to make this assertion given an on-going proceeding with the Kentucky Department of Revenue regarding its 2020 property tax assessment. LG&E has formally protested its 2020 assessment due to a significant increase in the valuation (31% over the prior year assessment) by the Kentucky Department of Revenue which has utilized a combination of the income approach and the market approach for valuation purposes. LG&E does note though that its previous property tax assessments were based on the net book value of its utility plant and inventory balances and excluded regulatory assets. LG&E has utilized forecasted net book values of utility plant and inventory balances to determine property tax expense for the forecasted test year in this proceeding.

The Company sees no reason to establish a regulatory asset for non-ARO plant demolition/decommissioning costs at this time given the current

inclusion of terminal net salvage costs in depreciation rates to provide recovery for these costs. Plant demolition and decommissioning costs are unlike CCR ash pond closure costs where regulatory asset treatment is being utilized. Terminal net salvage values utilized in the Company's depreciation rates do not reflect CCR ash pond closure costs given the timing and scope of the CCR Rule in addition to the different accounting treatment for CCR AROs.

- f. Confirmed.
- g. Confirmed with regards to both issues. However, it is important to note that the collection of cost of removal (terminal net salvage) results in a reduction to capitalization / rate base for the associated revenues collected with the offsetting tax impact as described.

The Company has become aware of a recent private letter ruling ("PLR") from the Internal Revenue Service ("IRS") that requires the Company to modify its amortization of excess ADIT in this proceeding. In August 2020, the IRS released PLR 202033002, regarding the Tax Cuts and Jobs Act ("TCJA") excess deferred tax normalization rules. In the PLR, the IRS addressed a couple of issues including whether cost of removal ("COR") is "protected" by the normalization rules of section 168(i)(9)(A).

The IRS ruled that COR is not "protected" by IRC §168 deferred tax normalization rules and, thus, presumptively not "protected" by the TCJA excess deferred tax normalization rules. The ruling states that IRC §168(i)(9)(A) does not refer to COR and that the normalization rules pertain only to the deferral of taxes associated with the use of accelerated depreciation for tax purposes and straight-line (typically) depreciation for book/regulatory purposes, whereas COR produces an acceleration of taxes given the deferral of the tax deduction until the COR is incurred. Though COR may be a component of the book depreciation calculation, COR is deducted under IRC §162 and is not associated with accelerated tax depreciation under IRC §168. While depreciation method/life differences are created and reversed through depreciation, such is not the case with COR. COR temporary differences originate as a component of book depreciation but reverse through the incurred COR expenditure. Based on this reasoning, the IRS in the PLR found that COR is not subject to Average Rate Assumption Method ("ARAM") under the deferred tax normalization rules.

Although the PLR is non-binding for other taxpayers, the conclusions reached need to be evaluated by taxpayers. Accordingly, the Company held discussions with its external auditor concerning this PLR in early January 2021 and determined to modify its amortization of plant related excess accumulated deferred income taxes ("ADIT") in accordance with

normalization requirements. Based on the recent PLR, COR is considered “unprotected” and neither COR accruals nor expenditures should be included in the timing difference references when amortizing “protected” excess deferred tax balances.

The Company utilizes the software known as PowerPlan to perform the ARAM calculation to determine the amount of plant related excess ADIT amortization. The current PowerPlan calculation utilizes a composite book depreciation rate (which includes COR accrual) to reverse protected method/life timing differences. Similarly, the Company has included its COR deferred tax asset within its PowerPlan method/life deferred tax liability. This treatment artificially accelerates the reversal of the Company’s protected ADIT liability and is not in accordance with the normalization requirements.

See attached for the change to excess deferred income tax amortization in this rate proceeding. Additionally, see the following links to PLR 202033002² and a January 5, 2021 article³ on the utility industry normalization issue of PLR.

² PLR 202033002 - <https://www.irs.gov/pub/irs-wd/202033002.pdf>

³ Lucasys January 5, 2021 article - <https://www.lucasys.com/blog/cost-of-removal-normalization-and-other-thorny-issues-for-utilities>

Louisville Gas and Electric Company

Cost of Removal (COR) Impact on Excess ADIT Amortization

IRS Private Letter Ruling 202033002

Forecasted Test Year Ended June 30, 2022

\$ millions

	<u>Total</u>			
	<u>Company</u>	<u>Electric</u>	<u>Gas</u>	<u>Source</u>
<u>Exclude COR Components from ARAM Excess ADIT Calculation</u>				
COR Component of Depreciation	\$ 45.362	\$ 34.711	\$ 10.651	Depreciation records
COR Expenditures	(20.204)	(17.189)	(3.015)	Sch. E as filed
Net COR Activity to exclude from ARAM Excess ADIT Calculation	25.158	17.522	7.637	Calculated
<u>Capitalization/Rate Base</u>				
Reg Liab Change - Excess ADIT Amort. - Prorata	(0.600)	(0.499)	(0.102)	Calculated
Grossed-Up Rate of Return	8.97%	8.97%	8.97%	Sch. J as filed
Capitalization/Rate Base Revenue Requirement Adjustment	(0.054)	(0.045)	(0.009)	Calculated
<u>Net Operating Income</u>				
Excess ADIT Amortization Adjustment	1.588	1.293	0.295	Calculated
Gross-up Factor	1.337837	1.337837	1.337837	Sch. H as filed
Excess ADIT Revenue Requirement Adjustment	2.125	1.730	0.395	Calculated
Total Revenue Requirement Adjustment	\$ 2.071	\$ 1.685	\$ 0.386	Calculated

Louisville Gas and Electric Company
Excess Deferred Tax Summary
\$ dollars

	<u>Total Company</u>			<u>Electric</u>			<u>Gas</u>		
	ARAM Excess Deferred Tax As-Filed	ARAM Excess Deferred Tax Remove COR	Difference	ARAM Excess Deferred Tax As-Filed	ARAM Excess Deferred Tax Remove COR	Difference	ARAM Excess Deferred Tax As-Filed	ARAM Excess Deferred Tax Remove COR	Difference
	2021 July to December	9,099,878	8,253,220	(846,658)	8,281,381	7,568,618	(712,763)	818,497	684,602
2022 January to June	8,578,614	7,757,778	(820,836)	7,866,635	7,214,591	(652,044)	711,979	543,187	(168,792)
Test Year NOL Deficient Amortization	(889,564)	(810,107)	79,457	(851,842)	(779,846)	71,996	(37,722)	(30,262)	7,460
Forecasted Test Period ending 6/30/22	<u>16,788,928</u>	<u>15,200,891</u>	<u>(1,588,037)</u>	<u>15,296,174</u>	<u>14,003,363</u>	<u>(1,292,811)</u>	<u>1,492,754</u>	<u>1,197,527</u>	<u>(295,227)</u>

Prorata ADIT Calculation

Projected Accumulated Deferred Taxes at June 30, 2021			\$ -			\$ -			\$ -
Projected Accumulated Deferred Taxes at June 30, 2022			<u>(1,588,037)</u>			<u>(1,292,811)</u>			<u>(295,227)</u>
Decrease in Accumulated Deferred Taxes for the forward year			<u>\$ (1,588,037)</u>			<u>\$ (1,292,811)</u>			<u>\$ (295,227)</u>
			0			0			0
	<u>Quarterly Decrease</u>	<u>Proration</u>		<u>Quarterly Decrease</u>	<u>Proration</u>		<u>Quarterly Decrease</u>	<u>Proration</u>	
Balance June 30, 2021			\$ -			\$ -			\$ -
July 1- September 30, 2021	\$ (403,465)	273/365	(301,770)	\$ (338,382)	273/365	(253,091)	\$ (65,082)	273/365	(48,678)
October 1- December 31, 2021	(403,465)	181/365	(200,074)	(338,382)	181/365	(167,801)	(65,082)	181/365	(32,274)
January 1- March 31, 2022	(390,554)	91/365	(97,371)	(308,023)	91/365	(76,795)	(82,531)	91/365	(20,576)
April 1- June 30, 2022	(390,554)	1/365	<u>(1,070)</u>	(308,023)	1/365	<u>(844)</u>	(82,531)	1/365	<u>(226)</u>
Pro rata Balance June 30, 2022			<u>\$ (600,285)</u>			<u>\$ (498,531)</u>			<u>\$ (101,754)</u>

LOUISVILLE GAS AND ELECTRIC COMPANY

**Response to Joint Supplemental Data Requests of the Attorney General and KIUC
Dated February 5, 2021**

Case No. 2020-00350

Question No. 9

Responding Witness: John J. Spanos

- Q-9. Provide a copy of all Excel workbooks in live format and with all formulas intact that have not already been provided by Mr. Spanos, including, but not limited to, the calculations of the accumulated reserve allocations among generating units and plant accounts.
- A-9. All Excel schedules have previously been provided in the available format.

LOUISVILLE GAS AND ELECTRIC COMPANY

**Response to Joint Supplemental Data Requests of the Attorney General and KIUC
Dated February 5, 2021**

Case No. 2020-00350

Question No. 10

Responding Witness: Christopher M. Garrett

- Q-10. Provide the accounts payable outstanding for each month January 2018 through the end of the test year related to the following balance sheet accounts:
- a. Construction work in progress;
 - b. Prepayments; and
 - c. Materials and supplies
- A-10. The Company does not track Prepayment and Materials and Supplies balances included in Accounts Payable for actuals or forecasts. The Company also does not track Construction/Retirement work in progress amounts in accounts payable on a forecasted basis and therefore utilizes the lead lag study to derive the amount for both the base period and forecasted test period as shown on Schedules B-5.2B and B-5.2F in the filing requirements.
- a. See the information below related to accounts payable outstanding for Construction/Retirement work in progress for the actual months of January 2018 through August 2020.

Jan-18	\$ 83,790,691
Feb-18	\$ 86,266,611
Mar-18	\$ 82,203,209
Apr-18	\$ 83,991,996
May-18	\$ 72,141,483
Jun-18	\$ 65,388,238
Jul-18	\$ 68,868,407
Aug-18	\$ 54,682,998
Sep-18	\$ 58,718,982
Oct-18	\$ 69,854,584
Nov-18	\$ 68,311,186
Dec-18	\$ 68,390,861
Jan-19	\$ 43,956,061

Feb-19	\$	39,056,869
Mar-19	\$	44,082,951
Apr-19	\$	58,994,324
May-19	\$	57,422,637
Jun-19	\$	49,717,260
Jul-19	\$	43,219,492
Aug-19	\$	48,746,487
Sep-19	\$	65,234,053
Oct-19	\$	70,915,774
Nov-19	\$	80,606,079
Dec-19	\$	69,864,349
Jan-20	\$	33,996,596
Feb-20	\$	38,398,366
Mar-20	\$	44,754,833
Apr-20	\$	44,980,383
May-20	\$	39,801,266
Jun-20	\$	55,206,899
Jul-20	\$	50,730,385
Aug-20	\$	51,036,929

LOUISVILLE GAS AND ELECTRIC COMPANY

**Response to Joint Supplemental Data Requests of the Attorney General and KIUC
Dated February 5, 2021**

Case No. 2020-00350

Question No. 11

Responding Witness: Daniel K. Arbough/Christopher M. Garrett

Q-11. Refer to the Commission's Order in Case No. 2020-00174 at 10-11 wherein it addresses an adjustment to increase Kentucky Power Company's pension and OPEB expense by \$3.7 million based on a calculation performed by KPCo witness Ms. Whitney addressed in her rebuttal testimony and detailed in her Exhibit_HMW-R3 in that proceeding.

- a. Provide a calculation for the adjustment to pension expense using the KPCo methodology for the Company, including allocations/charges from LKE, for the test year in this proceeding. Provide all assumptions, data, and workpapers in live Excel format with all formulas intact.
- b. Provide a calculation for the adjustment to OPEB expense using the KPCo methodology for the Company, including allocations/charges from LKE, for the test year in this proceeding. Provide all assumptions, data, and workpapers in live Excel format with all formulas intact.
- c. Confirm that a portion of the Company's pension and OPEB costs is charged to expense and a portion is charged to capital.

A-11.

- a. See attachment being provided in Excel format. The first section of the "Summary" tab in the excel workbook provides the revenue requirement decrease associated with the removal of the prepaid pension asset from capitalization/rate base. The second section of the "Summary" tab provides the revenue requirement increase associated with the corresponding expense adjustments necessitated by the removal of the prepaid pension asset.

The Company does not agree with the use of this methodology in this proceeding and further notes that the difference is small once all relevant adjustments, including variable rate PBGC premiums and ADIT, are considered. The prepaid pension asset reduces the pension plan's variable rate PBGC premiums. Therefore, the calculation on tab 1 of the file reflects the impact of the EROA being applied to the avoided variable rate premium.

As it relates to ADIT, the Company has included both the impact of removing the ADIT liability associated with the prepaid pension asset currently included in capitalization / rate base as well as the excess ADIT amortization currently being returned to customers via the Economic Relief Surcredit. The Company further notes that it is utilizing capitalization and not rate base as its valuation methodology in these proceedings for good reason.

- b. The calculation is not applicable to the OPEB expense as the plan's allocation to LG&E is a liability.
- c. LG&E confirms that a portion of the Company's pension and OPEB costs is charged to expense and a portion is charged to capital. The calculation in the attachment includes the allocation to capital.

The attachment is being provided in a separate file in Excel format.

LOUISVILLE GAS AND ELECTRIC COMPANY

**Response to Joint Supplemental Data Requests of the Attorney General and KIUC
Dated February 5, 2021**

Case No. 2020-00350

Question No. 12

Responding Witness: Daniel K. Arbough

- Q-12. Confirm that the Company has never sought, and the Commission never has authorized, the deferral of a regulatory asset for pension “contributions” in excess of per books pension “costs” in order to true-up the pension costs.
- A-12. Confirmed. Also see the response to Question No. 13.

LOUISVILLE GAS AND ELECTRIC COMPANY

**Response to Joint Supplemental Data Requests of the Attorney General and KIUC
Dated February 5, 2021**

Case No. 2020-00350

Question No. 13

Responding Witness: Daniel K. Arbough / Christopher M. Garrett

- Q-13. Confirm that the Company has never sought, and the Commission never has authorized, the deferral of a regulatory asset for the difference in per books pension “costs” and pension costs recovered through rates from customers.
- A-13. In LG&E’s 2014 base rate case, the parties to the Settlement Agreement, Stipulation, and Recommendation agreed that the Commission should approve regulatory asset treatment for the difference between (1) the Utilities’ pension expense booked according to its accounting policy on record with the Securities and Exchange Commission and in accordance with Generally Accepted Accounting Principles (“GAAP”) and (2) pension expense with actuarial gains and losses amortized over 15 years. The Commission accepted all provisions set forth in the Settlement.⁴ The Company is currently amortizing the regulatory asset over the authorized 15-year period. Accordingly, the regulatory asset associated with this difference is included in rate base / capitalization along with the associated ADIT and excess deferred income taxes.

⁴ *Application of Louisville Gas and Electric Company for an Adjustment of Its Electric and Gas Rates*, Case No. 2014-00372, Order at 5, 12 (Ky. PSC June 30, 2015).

LOUISVILLE GAS AND ELECTRIC COMPANY

**Response to Joint Supplemental Data Requests of the Attorney General and KIUC
Dated February 5, 2021**

Case No. 2020-00350

Question No. 14

Responding Witness: Christopher M. Garrett

- Q-14. Refer to the Company's response to AG-KIUC 1-54(d) related to the pension regulatory asset recorded as "Regulatory Asset – FAS 158 Pension" in account 182 shown on Schedule B-5.2, page 5 of 6.
- a. Confirm that the unamortized prior service costs are the portion of the pension liability that has not yet been recorded in pension cost." Confirm that the pension cost calculation includes no return or interest on the prior service cost, but it does include interest on the entire pension liability. If either of these statements are incorrect, then provide corrected statements and all support for the corrected statements.
 - b. Confirm that the net actuarial losses of the plan are reflected in the trust fund assets used to determine the net funding of the pension plan. Confirm that the pension cost calculation includes a return on the trust fund assets and that if there have been losses they are reflected in a lower return on the trust fund assets and thus, a higher pension cost. If either of these statements is incorrect, then provide corrected statements and all support for the corrected statements.
- A-14. The Company follows Accounting Standards Codification ("ASC") 715-20 for the calculation of all components of pension cost.
- a. Unamortized prior service cost is the unamortized portion of the increase or decrease in a pension plan's projected benefit obligation due to a plan amendment and is therefore included as a portion of the pension liability. Since unamortized prior service cost is a component of the entire pension liability, the calculation of the pension cost does include interest on the unamortized prior service cost. Unamortized prior service cost is not part of the asset balance on which the Expected Return on Assets (EROA) is calculated.
 - b. Net actuarial gains or losses arise either from 1) plan experience that is different from what was assumed or 2) changes in plan assumptions. Both types impact the funded status of the plan, but not all of them impact the trust

fund assets. The plan experience variances can be the result of investment performance varying from the assumed EROA or from demographic variances such as actual death rates or retirement dates varying from those assumed. Only those actuarial gains and losses arising from investment performance impact the trust funds assets. All other forms of actuarial gains and losses, most notably those actuarial gains and losses resulting from changes in discount rates, impact the calculation of the plan's liability.

One component of the calculation of pension cost is an expected return on plan assets. The expected return on plan assets is determined based on a market-related value of plan assets, which is calculated by rolling forward the prior year market-related value with contributions, disbursements and long-term expected return on investments. One-fifth of the difference between the actual value and the expected value is added (or subtracted if negative) to the expected value to determine the new market-related value. Therefore, it is confirmed that actuarial gains reduce future pension cost and actuarial losses increase future pension cost. In effect, the actuarial gains and losses serve as a mechanism to adjust future expense to reflect previously unrecognized expense as well as expected changes in the future liability.

LOUISVILLE GAS AND ELECTRIC COMPANY

**Response to Joint Supplemental Data Requests of the Attorney General and KIUC
Dated February 5, 2021**

Case No. 2020-00350

Question No. 15

Responding Witness: Daniel K. Arbough

- Q-15. Refer to the large increases in the costs for Property Insurance (FERC account 924) and Injuries and Damages (FERC account 925). Refer also to the variance explanations contained in Schedule D-1 for these accounts referencing anticipated premium increases for both categories. Provide copies of all correspondence or reports in the Company's possession on which the assumptions were based.
- A-15. The information for account 924 is being provided in the response to Question No. 26.e while the account 925 information is being provided in response to Question No. 26.f.

LOUISVILLE GAS AND ELECTRIC COMPANY

Response to Joint Supplemental Data Requests of the Attorney General and KIUC
Dated February 5, 2021

Case No. 2020-00350

Question No. 16

Responding Witness: Daniel K. Arbough

- Q-16. Refer to the large increases in the costs for Outside Services (FERC account 923). Refer also to the variance explanations contained in Schedule D-1 for KU and LG&E for this account referencing several increases in costs in the test year. The explanation for LG&E cost increases read as follows and the one for KU was very similar:

“Increase is primarily within the IT organization due to increases in supplemental contractor expenses for IT Development data cleanup initiatives, IT infrastructure for Enterprise Security Standards effective in 2021 and assessment costs for major capital projects. In addition, the Legal department as a result of COVID-19, which delayed a number of expenses in the base period, delaying some activity during the first half of the year and pushing it later into 2020 or even out into 2021.”

For each of the specific initiatives noted in the Companies’ explanations, provide the estimated increases from the base year to the test year related to the initiative and indicate whether those increased cost levels should be considered recurring or not after the end of the test year and explain why or why not.

- A-16. There are several drivers behind the increase, and they are detailed below: The IT Development data cleanup relates to the work performed on the Geographic Information System Project (GIS), reflecting an approximate \$660k increase from the base year to the test year. This encompasses work that cannot be charged to capital, such as data clean-up/conversion and some planning activities. The increase is due to the more complex Electric Distribution GIS project. It is estimated to require approximately four additional resources at \$200 per hour for the period of the test year. The data clean-up/conversion expenses will exist through and beyond the test year.

With regards to the impact of Enterprise Security Standards (ESS), as noted in Mr. Kent Blake’s testimony at page 29, several new security protections went into production in 2020 that require continued labor to manage and monitor. This results in an increase of approximately \$202k as it relates to contractors. During

the forecasted test period we plan to use contractors to do this work and assist in automation while our internal labor is redirected toward implementation of additional security protections. This is on-going work that will reoccur in future periods.

Assessment costs of planned information technology hardware and or software capital projects vary each year depending on the number, need, and type of projects. Assessment costs will cover the work needed to determine replacement or upgrade needs for software and hardware based on the support provided from the vendor and useful life of the product. Once the useful life of the product ends or business needs change, assessments are needed to evaluate alternative solutions for best fit and cost to meet the business needs. The increase from base to test approximates \$154k primarily related to the assessment of future Call Center Systems and the Enterprise Barcoding project. Each year the costs vary significantly with the expectation of higher costs in 2023.

Legal spend is driven most notably by the type, number and nature of legal issues facing the Company in a given year, as well as the timing and scope of issues and developments within each matter, much of which is not at all, or not fully, within the control of the Company. Such expenses have been as high as \$3.5 million for LG&E in recent years. Moreover, developments in unanticipated matters increased spend beyond that included in initial budgets. The increase from base to test year is \$1.242k.

Not included in the explanation on D-1, but also impacting account 923 are the following items:

- Hardware Software Maintenance Contracts have an approximate \$1.084k increase. A portion of these increases is based on an estimated annual four percent increase for current vendors that do not provide a specific rate of increase. The four percent is based historic trends. In addition to the current vendors, there is an estimate for the hardware and software contracts on new capital projects of approximately \$590k primarily in the following areas:
 - Costs related to increased licensing or increased capacity requirements due to organic growth approximating \$326k (primarily Microsoft Licensing True-up, Computer Infrastructure expansion and Network Access Control - a security initiative to ensure rouge devices cannot connect to our wired network)
 - Security Enhancements approximating \$104k (primarily Role Based Access, Security Information Event Management (Critical Infrastructure Protection) and Security Infrastructure)
- In the Communications line of business the base year spend for account 923 was lower due to pandemic constraints: Onsite activities were cancelled (which include booths for the Kentucky State Fair, Homearama, Home and

Garden show, etc.) plus in-person weather efficiency seminars were postponed or conducted virtually. The test year reflects a return to normal spend levels reflecting an increase of \$122k, including creative design work for the launch of new energy efficiency tips for customers and a new customer mobile app.

- In the Environmental line of business there is an increase of \$164k from base to test year impacting account 923. The increase in the test period is largely driven by decreased third party audits, consulting services, and hazardous material services in the base period due primarily to COVID-19 during the base year. These services include Spill Prevention Control and Countermeasure compliance, environmental audits, permit auditing preparation, permit applications/renewals and associated sampling, electronic library indexing, transformer services including oil changes, and recycling of materials with hazardous waste (i.e. batteries).

LOUISVILLE GAS AND ELECTRIC COMPANY

**Response to Joint Supplemental Data Requests of the Attorney General and KIUC
Dated February 5, 2021**

Case No. 2020-00350

Question No. 17

Responding Witness: Daniel K. Arbough

- Q-17. Provide updated actuarial calculations of pension cost and OPEB cost for 2021 and 2022 based on year end 2020 trust fund assets and pension and OPEB liabilities and other relevant updated information. Provide a copy of all correspondence with the Company's actuary, a copy of all reports and schedules, and a copy of all calculations in live Excel format with all formulas intact. If the Company is unable to provide the updated actuarial calculations, then provide the all underlying information necessary to perform the calculations, including, but not limited to, the pension and OPEB trust fund assets and pension and OPEB liabilities by account used to determine the net funded status of each and any assumptions that have been communicated to the actuary, including, but not limited to, the return on trust fund assets and the discount rate for the liabilities.
- A-17. Actuary reports reflecting December 31, 2020 pension and OPEB assets and liabilities and related assumptions are provided in response to Question No. 4. Consistent with the normal cycle, pension and OPEB cost for 2021 and 2022 based on year-end 2020 trust fund assets and pension and OPEB liabilities will not be available until later this year. The reports to be provided will reflect actual demographic information as of January 1, 2021, the market-related value of assets, potential changes to the asset allocation due to the improved funded status, and the related update to the expected return on assets.

LOUISVILLE GAS AND ELECTRIC COMPANY

**Response to Joint Supplemental Data Requests of the Attorney General and KIUC
Dated February 5, 2021**

Case No. 2020-00350

Question No. 18

Responding Witness: N/A

Q-18. [THIS REQUEST INTENTIONALLY LEFT BLANK IN ORDER TO
MAINTAIN NUMBERING WITH CASE NO. 2020-00349]

A-18. N/A

LOUISVILLE GAS AND ELECTRIC COMPANY

**Response to Joint Supplemental Data Requests of the Attorney General and KIUC
Dated February 5, 2021**

Case No. 2020-00350

Question No. 19

Responding Witness: Robert M. Conroy

- Q-19. Explain whether removal of the following gas programs from the Gas Line Tracker, and instead recovering costs through base rates as LG&E proposes will increase net costs to ratepayers: (i) the Steel Customer Service Lines; (ii) Targeted Removal of County Loops and Steel Curbed Services (“Steel Services Program”); and (iii) the Transmission Modernization Program (TMP). If so, provide the net incremental cost increase for each such program.
- A-19. While the determination of revenue requirement for base rates is different from the determination of revenue requirement for the GLT mechanism, the proposed elimination of GLT projects is forecasted to be net-neutral from a total revenues perspective, as reflected in Schedule M to the application. The GLT project eliminations will result in costs previously included for recovery in the GLT mechanism being recovered through gas base rates. The reduction in GLT mechanism revenues creates a corresponding increase in base rate revenues with no change in total revenues. See also the response to DOD-FEA 1-28. The benefit to customers is that additional costs on these projects that are incurred outside of the test year will not be charged to customers unless base rates are reset in a future base rate proceeding.

LOUISVILLE GAS AND ELECTRIC COMPANY

**Response to Joint Supplemental Data Requests of the Attorney General and KIUC
Dated February 5, 2021**

Case No. 2020-00350

Question No. 20

Responding Witness: Lonnie E. Bellar

- Q-20. Explain whether the TMP utilized the variable smart pig to complete the in-line inspection process, as discussed in Case No. 2019-00301.
- A-20. The in-line inspection process as described in Case No. 2019-00301 is not a part of the TMP. The variable smart pig discussed in Case No. 2019-00301, which are inline inspection tools that can be used to inspect a dual-diameter pipeline made up of 20-inch and 16-inch pipe, had not yet been constructed at that time. The Company moved forward with a third-party vendor to design and construct these tools which are nearing completion and will be used for upcoming inspections.

LOUISVILLE GAS AND ELECTRIC COMPANY

**Response to Joint Supplemental Data Requests of the Attorney General and KIUC
Dated February 5, 2021**

Case No. 2020-00350

Question No. 21

Responding Witness: Lonnie E. Bellar

Q-21. Explain whether all three components of the TMP have been completed. If not, provide a status update.

A-21. The three components of the TMP are not yet complete. In total for the three components, as of January 31, 2021, approximately 8.85 miles of pipeline have been installed and 3.18 miles have been placed into service. This is comprised of the following by component (in miles):

<u>Component</u>	<u>Installed</u>	<u>In-Service</u>	<u>Final Total</u> ⁵
Penile-to-Preston	4.92	1.43	5.19
Preston-to-Piccadilly	2.19	1.75	5.51
Penile-to-Blanton	1.74	0.00	4.30

The remainder of major construction is planned to be complete by the end of 2021, with some restoration possible into 2022.

⁵ The total length to be installed was initially estimated at 15.5 miles. The final total will be approximately 15 miles.

LOUISVILLE GAS AND ELECTRIC COMPANY

Response to Joint Supplemental Data Requests of the Attorney General and KIUC
Dated February 5, 2021

Case No. 2020-00350

Question No. 22

Responding Witness: Christopher M. Garrett

- Q-22. Refer to the trial balances provided in response to AG-KIUC DR 1-8 for LG&E. Refer further to page 20 of 32 and to the 2020 monthly data provided for subaccounts 186074 (Cane Run 7 LTTPC Asset) and 186075 (Brown 6 and 7 LTSA Asset). Refer also to the attachment to the response to AG-KIUC DR 1-54a which shows the sum of the two subaccounts as account 186 Miscellaneous Deferred Debits LTTPC noted above for the months January 2020 through the end of the test year.
- a. Provide a description of the Cane Run 7 LTTPC Asset and provide a copy of the agreement(s) applicable to this asset balance. As part of the description, describe all parties to the agreement and explain what causes the balance to increase and to decrease month over month and why.
 - b. Refer to the 2020 monthly trial balance amounts for the Cane Run 7 LTTPC Asset in account 186074. Provide the journal entries to record for each month the increases and decreases to the balances month over month.
 - c. Refer to the 2020 monthly trial balance amounts for the Cane Run 7 LTTPC Asset in account 186074. Explain what happened in March 2020 that caused the balance to decrease from \$5.842 million at the end of February 2020 to only \$0.648 million at the end of March 2020.
 - d. Refer to the 2020 monthly trial balance amounts for the Cane Run 7 LTTPC Asset in account 186074. Explain all reasons why the monthly balances for the Cane Run 7 LTTPC Asset are included as deferred debits in FERC account 186 as opposed to prepaids in FERC account 165.
 - e. Describe and provide a copy of all analyses, source documents, and Excel workbooks in live format with all formulas intact used to quantify the monthly LTTPC Asset expense accruals to account 186074 and the charges against account 186074 for the forecast portion of the base period, the bridge period between the end of the base period and the beginning of the test year, and the test year. Annotate the expense accruals and charges to the Company's MFR rate base and expense schedules for the base year and test year.

- f. Describe the interaction of the amounts accrued to and charged against account 186074 with the generation outage expense amounts deferred to the regulatory asset as well as all underlying calculations. To the extent this is any interaction, then reconcile the amounts booked to account 186074 to the amounts booked to account 182.3.
- g. Provide a description of the Brown 6 and 7 LTSA Asset and provide a copy of the agreement(s) applicable to this asset balance. As part of the description, describe all parties to the agreement and explain what causes the balance to increase and to decrease month over month and why.
- h. Refer to the 2020 monthly trial balance amounts for the Brown 6 and 7 LTSA Asset in account 186075. Provide the journal entries to record for each month the increases and decreases to the balances month over month.
- i. Refer to the 2020 monthly trial balance amounts for the Brown 6 and 7 LTSA Asset in account 186075. Explain what happened in December 2020 that caused the balance to increase from \$3.065 million at the end of November 2020 to \$6.505 million at the end of December 2020.
- j. Refer to the 2020 monthly trial balance amounts for the Brown 6 and 7 LTSA Asset in account 186075. Explain all reasons why the monthly balances for the Brown 6 and 7 LTSA Asset are included as deferred debits in FERC account 186 as opposed to prepaids in FERC account 165.
- k. Describe and provide a copy of all analyses, source documents, and Excel workbooks in live format with all formulas intact used to quantify the monthly LTSA Asset expense accruals to account 186075 and the charges against account 186075 for the forecast portion of the base period, the bridge period between the end of the base period and the beginning of the test year, and the test year. Annotate the expense accruals and charges to the Company's MFR rate base and expense schedules for the base year and test year.
- l. Describe the interaction of the amounts accrued to and charged against account 186075 with the generation outage expense amounts deferred to the regulatory asset as well as all underlying calculations. To the extent this is any interaction, then reconcile the amounts booked to account 186075 to the amounts booked to account 182.3.

A-22.

- a. The Companies entered the LTSPC with Siemens for routine and major maintenance associated with Cane Run (CR7). The payments began in March 2015 and will end after the second major overhaul, which is projected in 2046. The contract stipulates an initial fee, an annual fixed payment, and a quarterly

variable payment based on actual Equivalent Starts or Equivalent Based Hours for each of the two combustion turbines, thus causing changes in the balance in the account month over month. The account is relieved when actual work is performed by Siemens per the agreement. Aside from the fees mentioned above, the Companies will not bear any additional future costs when the actual work is performed by Siemens. See attached. The information requested is confidential and proprietary and is being provided under seal pursuant to a petition for confidential protection.

- b. See attached.
- c. In March 2020, Siemens performed a Hot Gas Path Inspection of the Combustion Turbines as defined in the LTPC. Based on an engineering study, 95% of the costs associated with the CR7 LTPC are projected to be major maintenance (capital) and the remaining 5% are projected to be routine maintenance (operating expense). A journal entry, which is included in part b., debited the costs to capital and operating expense and credited the 186 account.
- d. Per the FERC Uniform System of Accounts, FERC account 165, Prepayments, includes “amounts representing prepayments of insurance, rents, taxes, interest and miscellaneous items”. The Company notes these are primarily items that are capitalized when paid and amortized to expense over the defined period. These service agreements differ because amounts transfer as work is performed, rather than due to the passage of time. Additionally, FERC account 165, Prepayments, are included in “Current and Accrued Assets” on the FERC basis balances sheet, whereas the nature of the agreements is more long-term in nature and would more appropriately be classified within FERC account 186, Miscellaneous deferred debits.
- e. LG&E identified an error in preparation of this response and is providing an updated LTPC/LTSA (Account 186) balance as shown on attachment 1 along with a comparison to the filed amounts included in the response to AG-KIUC 1-54a. Attachment 2 provides support for the corrected Cane Run LTPC balance roll-forward.
- f. Five percent of the clearings from account 186074 are charged to generation outage expense (see *O&M work operating* in attachment 2 to part e of this response). Those expenses are then incorporated into the regulatory asset calculation for account 182.3. The amounts from the Cane Run 7 LTPC are one component of the expense used to calculate the regulatory asset. Regulatory asset charges are in aggregate rather than by individual component (see the response to AG-KIUC-1 Question No. 37 Attachment 2). The Company does not have a reconciliation between account 186074 and the regulatory asset account 182.3.

- g. The Companies entered a LTSA for Brown Units 6 and 7 with GE International (GE), formerly Alstom Power Inc., for major and routine maintenance associated with the units. GE is the Original Equipment Manufacturer and performs the maintenance. The payments began in December 2017 and will end in the quarter the agreement expires or terminates, which is the earlier of 25 years or the second Type C Hot Gas Inspection of each unit. The contract with GE stipulates a base price consisting of quarterly payments for a monthly fixed payment, a variable monthly fee based on actual Equivalent Operating Hours and Type C Hot Gas Path Inspection milestone fees, thus causing changes in the balance in the account month over month. See attached. The information requested is confidential and proprietary and is being provided under seal pursuant to a petition for confidential protection.
- h. See attached.
- i. In December 2020, a \$3.4 million milestone payment was made to GE per the LTSA for covered equipment in anticipation of the Brown Unit 7 Hot Gas Path Inspection to be performed in the fall of 2021.
- j. Per the FERC Uniform System of Accounts, FERC account 165, Prepayments, includes “amounts representing prepayments of insurance, rents, taxes, interest and miscellaneous items”. The Company notes these are primarily items that are capitalized when paid and amortized to expense over the defined period. These service agreements differ because amounts transfer as work is performed, rather than due to the passage of time. Additionally, FERC account 165, Prepayments, are included in “Current and Accrued Assets” on the FERC basis balances sheet, whereas the nature of the agreements is more long-term in nature and would more appropriately be classified within FERC account 186, Miscellaneous deferred debits.
- k. See attached for the corrected Brown LTSA balance roll-forward. Additionally, see the response to part e. above.
- l. Five percent of the clearings from account 186075 are charged to generation outage expense (see *O&M work operating* in attachment 1 to part k of this response). Those expenses are then incorporated into the regulatory asset calculation for account 182.3. The amounts from the Brown 6 and 7 LTSA are one component of the expense used to calculate the regulatory asset. Regulatory asset charges are in aggregate rather than by individual component (see the response to AG-KIUC-1 Question No. 37 Attachment 2). The Company does not have a reconciliation between account 186075 and the regulatory asset account 182.3.

The entire attachment is
Confidential and
provided separately
under seal.

**Louisville Gas & Electric
186074 Cane Run 7 LTPC Asset
Account Reconciliation
Risk Level: Low
As of December 31, 2020**

	<u>LG&E</u>
Beg Balance	5,535,374.12
JAN-2020	225,618.28
FEB-2020	80,522.72
MAR-2020	(5,193,458.36)
APR-2020	99,577.98
MAY-2020	131,749.17
JUN-2020	130,710.53
JUL-2020	152,406.35
AUG-2020	137,175.84
SEP-2020	131,737.18
OCT-2020	150,160.53
NOV-2020	72,167.15
DEC-2020	135,051.27
End Balance	<u>\$ 1,788,792.76</u>
GL Balance	<u>1,788,792.76</u>
Variance	-

GCC#COMPANY 0100
 GCC#ACCOUNT 186074

Effective Period Num	Journal Name	Line Description	Sum of NET \$
20200001	J701-0100-0120 Accrual USD	CR7 LTPC Variable Fee CT1 Matl (LGE) Siemens - Q1	48,055.85
20200001	J701-0100-0120 Accrual USD	CR7 LTPC Variable Fee CT1 Service (LGE) Siemens - Q1	19,628.45
20200001	J701-0100-0120 Accrual USD	CR7 LTPC Variable Fee CT2 Matl (LGE) Siemens - Q1	45,831.76
20200001	J701-0100-0120 Accrual USD	CR7 LTPC Variable Fee CT2 Service (LGE) Siemens - Q1	18,720.01
20200001	JAN-2020 Purchase Invoices USD	Journal Import Created	453,071.49
20200001	Reverses "J701-0100-1219 Accrual USD"08-JAN-2020 14:20:13	CR7 LTPC Variable Fee CT1 Matl (LGE) Siemens - Q4	(127,050.20)
20200001	Reverses "J701-0100-1219 Accrual USD"08-JAN-2020 14:20:13	CR7 LTPC Variable Fee CT1 Service (LGE) Siemens - Q4	(51,893.74)
20200001	Reverses "J701-0100-1219 Accrual USD"08-JAN-2020 14:20:13	CR7 LTPC Variable Fee CT2 Matl (LGE) Siemens - Q4	(128,329.19)
20200001	Reverses "J701-0100-1219 Accrual USD"08-JAN-2020 14:20:13	CR7 LTPC Variable Fee CT2 Service (LGE) Siemens - Q4	(52,416.15)
20200001 Total			225,618.28
20200002	J701-0100-0220 Accrual USD	CR7 LTPC Variable Fee CT1 Matl (LGE) Siemens - Q1	79,779.96
20200002	J701-0100-0220 Accrual USD	CR7 LTPC Variable Fee CT1 Service (LGE) Siemens - Q1	32,586.18
20200002	J701-0100-0220 Accrual USD	CR7 LTPC Variable Fee CT2 Matl (LGE) Siemens - Q1	71,278.78
20200002	J701-0100-0220 Accrual USD	CR7 LTPC Variable Fee CT2 Service (LGE) Siemens - Q1	29,113.87
20200002	Reverses "J701-0100-0120 Accrual USD"10-FEB-2020 05:40:42	CR7 LTPC Variable Fee CT1 Matl (LGE) Siemens - Q1	(48,055.85)
20200002	Reverses "J701-0100-0120 Accrual USD"10-FEB-2020 05:40:42	CR7 LTPC Variable Fee CT1 Service (LGE) Siemens - Q1	(19,628.45)
20200002	Reverses "J701-0100-0120 Accrual USD"10-FEB-2020 05:40:42	CR7 LTPC Variable Fee CT2 Matl (LGE) Siemens - Q1	(45,831.76)
20200002	Reverses "J701-0100-0120 Accrual USD"10-FEB-2020 05:40:42	CR7 LTPC Variable Fee CT2 Service (LGE) Siemens - Q1	(18,720.01)
20200002 Total			80,522.72
20200003	J256-0100-0320 Adjustment USD	CT1 LTPC - Labor	(1,506,512.76)
20200003	J256-0100-0320 Adjustment USD	CT1 LTPC - Materials	(3,688,358.82)
20200003	J701-0100-0320 Accrual USD	CR7 LTPC Variable Fee CT1 Matl (LGE) Siemens - Q1	80,309.89
20200003	J701-0100-0320 Accrual USD	CR7 LTPC Variable Fee CT1 Service (LGE) Siemens - Q1	32,802.63
20200003	J701-0100-0320 Accrual USD	CR7 LTPC Variable Fee CT2 Matl (LGE) Siemens - Q1	71,752.24
20200003	J701-0100-0320 Accrual USD	CR7 LTPC Variable Fee CT2 Service (LGE) Siemens - Q1	29,307.25
20200003	Reverses "J701-0100-0220 Accrual USD"06-MAR-2020 05:55:28	CR7 LTPC Variable Fee CT1 Matl (LGE) Siemens - Q1	(79,779.96)
20200003	Reverses "J701-0100-0220 Accrual USD"06-MAR-2020 05:55:28	CR7 LTPC Variable Fee CT1 Service (LGE) Siemens - Q1	(32,586.18)
20200003	Reverses "J701-0100-0220 Accrual USD"06-MAR-2020 05:55:28	CR7 LTPC Variable Fee CT2 Matl (LGE) Siemens - Q1	(71,278.78)
20200003	Reverses "J701-0100-0220 Accrual USD"06-MAR-2020 05:55:28	CR7 LTPC Variable Fee CT2 Service (LGE) Siemens - Q1	(29,113.87)
20200003 Total			(5,193,458.36)
20200004	APR-2020 Purchase Invoices USD	Journal Import Created	223,281.76
20200004	J701-0100-0420 Accrual USD	CR7 LTPC Variable Fee CT1 Matl (LGE) Siemens - Q2	29,901.18
20200004	J701-0100-0420 Accrual USD	CR7 LTPC Variable Fee CT1 Service (LGE) Siemens - Q2	12,213.16
20200004	J701-0100-0420 Accrual USD	CR7 LTPC Variable Fee CT2 Matl (LGE) Siemens - Q2	34,331.26
20200004	J701-0100-0420 Accrual USD	CR7 LTPC Variable Fee CT2 Service (LGE) Siemens - Q2	14,022.63
20200004	Reverses "J701-0100-0320 Accrual USD"07-APR-2020 06:00:37	CR7 LTPC Variable Fee CT1 Matl (LGE) Siemens - Q1	(80,309.89)
20200004	Reverses "J701-0100-0320 Accrual USD"07-APR-2020 06:00:37	CR7 LTPC Variable Fee CT1 Service (LGE) Siemens - Q1	(32,802.63)
20200004	Reverses "J701-0100-0320 Accrual USD"07-APR-2020 06:00:37	CR7 LTPC Variable Fee CT2 Matl (LGE) Siemens - Q1	(71,752.24)
20200004	Reverses "J701-0100-0320 Accrual USD"07-APR-2020 06:00:37	CR7 LTPC Variable Fee CT2 Service (LGE) Siemens - Q1	(29,307.25)
20200004 Total			99,577.98
20200005	J701-0100-0520 Accrual USD	CR7 LTPC Variable Fee CT1 Matl (LGE) Siemens - Q2	77,119.26
20200005	J701-0100-0520 Accrual USD	CR7 LTPC Variable Fee CT1 Service (LGE) Siemens - Q2	31,499.42
20200005	J701-0100-0520 Accrual USD	CR7 LTPC Variable Fee CT2 Matl (LGE) Siemens - Q2	80,655.09
20200005	J701-0100-0520 Accrual USD	CR7 LTPC Variable Fee CT2 Service (LGE) Siemens - Q2	32,943.63
20200005	Reverses "J701-0100-0420 Accrual USD"07-MAY-2020 08:28:09	CR7 LTPC Variable Fee CT1 Matl (LGE) Siemens - Q2	(29,901.18)
20200005	Reverses "J701-0100-0420 Accrual USD"07-MAY-2020 08:28:09	CR7 LTPC Variable Fee CT1 Service (LGE) Siemens - Q2	(12,213.16)
20200005	Reverses "J701-0100-0420 Accrual USD"07-MAY-2020 08:28:09	CR7 LTPC Variable Fee CT2 Matl (LGE) Siemens - Q2	(34,331.26)
20200005	Reverses "J701-0100-0420 Accrual USD"07-MAY-2020 08:28:09	CR7 LTPC Variable Fee CT2 Service (LGE) Siemens - Q2	(14,022.63)
20200005 Total			131,749.17
20200006	J701-0100-0620 Accrual USD	CR7 LTPC Variable Fee CT1 Matl (LGE) Siemens - Q2	123,521.46
20200006	J701-0100-0620 Accrual USD	CR7 LTPC Variable Fee CT1 Service (LGE) Siemens - Q2	50,452.43
20200006	J701-0100-0620 Accrual USD	CR7 LTPC Variable Fee CT2 Matl (LGE) Siemens - Q2	127,057.37
20200006	J701-0100-0620 Accrual USD	CR7 LTPC Variable Fee CT2 Service (LGE) Siemens - Q2	51,896.67
20200006	Reverses "J701-0100-0520 Accrual USD"05-JUN-2020 07:06:23	CR7 LTPC Variable Fee CT1 Matl (LGE) Siemens - Q2	(77,119.26)
20200006	Reverses "J701-0100-0520 Accrual USD"05-JUN-2020 07:06:23	CR7 LTPC Variable Fee CT1 Service (LGE) Siemens - Q2	(31,499.42)
20200006	Reverses "J701-0100-0520 Accrual USD"05-JUN-2020 07:06:23	CR7 LTPC Variable Fee CT2 Matl (LGE) Siemens - Q2	(80,655.09)
20200006	Reverses "J701-0100-0520 Accrual USD"05-JUN-2020 07:06:23	CR7 LTPC Variable Fee CT2 Service (LGE) Siemens - Q2	(32,943.63)
20200006 Total			130,710.53

Case No. 2020-00350

Attachment to Response to AG-KIUC-2 Question No. 22(b)

Page 2 of 86

Garrett

20200007	J701-0100-0720 Accrual USD	CR7 LTPC Variable Fee CT1 Matl (LGE) Siemens - Q3	48,209.75
20200007	J701-0100-0720 Accrual USD	CR7 LTPC Variable Fee CT1 Service (LGE) Siemens - Q3	19,691.31
20200007	J701-0100-0720 Accrual USD	CR7 LTPC Variable Fee CT2 Matl (LGE) Siemens - Q3	48,209.75
20200007	J701-0100-0720 Accrual USD	CR7 LTPC Variable Fee CT2 Service (LGE) Siemens - Q3	19,691.31
20200007	JUL-2020 Purchase Invoices USD	Journal Import Created	369,532.16
20200007	Reverses "J701-0100-0620 Accrual USD"08-JUL-2020 09:00:04	CR7 LTPC Variable Fee CT1 Matl (LGE) Siemens - Q2	(123,521.46)
20200007	Reverses "J701-0100-0620 Accrual USD"08-JUL-2020 09:00:04	CR7 LTPC Variable Fee CT1 Service (LGE) Siemens - Q2	(50,452.43)
20200007	Reverses "J701-0100-0620 Accrual USD"08-JUL-2020 09:00:04	CR7 LTPC Variable Fee CT2 Matl (LGE) Siemens - Q2	(127,057.37)
20200007	Reverses "J701-0100-0620 Accrual USD"08-JUL-2020 09:00:04	CR7 LTPC Variable Fee CT2 Service (LGE) Siemens - Q2	(51,896.67)
20200007 Total			152,406.35
20200008	J701-0100-0820 Accrual USD	CR7 LTPC Variable Fee CT1 Matl (LGE) Siemens - Q3	96,907.18
20200008	J701-0100-0820 Accrual USD	CR7 LTPC Variable Fee CT1 Service (LGE) Siemens - Q3	39,581.80
20200008	J701-0100-0820 Accrual USD	CR7 LTPC Variable Fee CT2 Matl (LGE) Siemens - Q3	96,907.18
20200008	J701-0100-0820 Accrual USD	CR7 LTPC Variable Fee CT2 Service (LGE) Siemens - Q3	39,581.80
20200008	Reverses "J701-0100-0720 Accrual USD"07-AUG-2020 07:59:52	CR7 LTPC Variable Fee CT1 Matl (LGE) Siemens - Q3	(48,209.75)
20200008	Reverses "J701-0100-0720 Accrual USD"07-AUG-2020 07:59:52	CR7 LTPC Variable Fee CT1 Service (LGE) Siemens - Q3	(19,691.31)
20200008	Reverses "J701-0100-0720 Accrual USD"07-AUG-2020 07:59:52	CR7 LTPC Variable Fee CT2 Matl (LGE) Siemens - Q3	(48,209.75)
20200008	Reverses "J701-0100-0720 Accrual USD"07-AUG-2020 07:59:52	CR7 LTPC Variable Fee CT2 Service (LGE) Siemens - Q3	(19,691.31)
20200008 Total			137,175.84
20200009	J701-0100-0920 Accrual USD	CR7 LTPC Variable Fee CT1 Matl (LGE) Siemens - Q3	144,251.14
20200009	J701-0100-0920 Accrual USD	CR7 LTPC Variable Fee CT1 Service (LGE) Siemens - Q3	58,919.48
20200009	J701-0100-0920 Accrual USD	CR7 LTPC Variable Fee CT2 Matl (LGE) Siemens - Q3	143,096.61
20200009	J701-0100-0920 Accrual USD	CR7 LTPC Variable Fee CT2 Service (LGE) Siemens - Q3	58,447.91
20200009	Reverses "J701-0100-0820 Accrual USD"08-SEP-2020 10:49:26	CR7 LTPC Variable Fee CT1 Matl (LGE) Siemens - Q3	(96,907.18)
20200009	Reverses "J701-0100-0820 Accrual USD"08-SEP-2020 10:49:26	CR7 LTPC Variable Fee CT1 Service (LGE) Siemens - Q3	(39,581.80)
20200009	Reverses "J701-0100-0820 Accrual USD"08-SEP-2020 10:49:26	CR7 LTPC Variable Fee CT2 Matl (LGE) Siemens - Q3	(96,907.18)
20200009	Reverses "J701-0100-0820 Accrual USD"08-SEP-2020 10:49:26	CR7 LTPC Variable Fee CT2 Service (LGE) Siemens - Q3	(39,581.80)
20200009 Total			131,737.18
20200010	J701-0100-1020 Accrual USD	CR7 LTPC Variable Fee CT1 Matl (LGE) Siemens - Q4	46,806.43
20200010	J701-0100-1020 Accrual USD	CR7 LTPC Variable Fee CT1 Service (LGE) Siemens - Q4	19,118.12
20200010	J701-0100-1020 Accrual USD	CR7 LTPC Variable Fee CT2 Matl (LGE) Siemens - Q4	47,168.26
20200010	J701-0100-1020 Accrual USD	CR7 LTPC Variable Fee CT2 Service (LGE) Siemens - Q4	19,265.91
20200010	OCT-2020 Purchase Invoices USD	Journal Import Created	422,516.95
20200010	Reverses "J701-0100-0920 Accrual USD"07-OCT-2020 09:04:50	CR7 LTPC Variable Fee CT1 Matl (LGE) Siemens - Q3	(144,251.14)
20200010	Reverses "J701-0100-0920 Accrual USD"07-OCT-2020 09:04:50	CR7 LTPC Variable Fee CT1 Service (LGE) Siemens - Q3	(58,919.48)
20200010	Reverses "J701-0100-0920 Accrual USD"07-OCT-2020 09:04:50	CR7 LTPC Variable Fee CT2 Matl (LGE) Siemens - Q3	(143,096.61)
20200010	Reverses "J701-0100-0920 Accrual USD"07-OCT-2020 09:04:50	CR7 LTPC Variable Fee CT2 Service (LGE) Siemens - Q3	(58,447.91)
20200010 Total			150,160.53
20200011	J701-0100-1120 Accrual USD	CR7 LTPC Variable Fee CT1 Matl (LGE) Siemens - Q4	72,338.89
20200011	J701-0100-1120 Accrual USD	CR7 LTPC Variable Fee CT1 Service (LGE) Siemens - Q4	29,546.87
20200011	J701-0100-1120 Accrual USD	CR7 LTPC Variable Fee CT2 Matl (LGE) Siemens - Q4	72,874.48
20200011	J701-0100-1120 Accrual USD	CR7 LTPC Variable Fee CT2 Service (LGE) Siemens - Q4	29,765.63
20200011	Reverses "J701-0100-1020 Accrual USD"06-NOV-2020 07:45:27	CR7 LTPC Variable Fee CT1 Matl (LGE) Siemens - Q4	(46,806.43)
20200011	Reverses "J701-0100-1020 Accrual USD"06-NOV-2020 07:45:27	CR7 LTPC Variable Fee CT1 Service (LGE) Siemens - Q4	(19,118.12)
20200011	Reverses "J701-0100-1020 Accrual USD"06-NOV-2020 07:45:27	CR7 LTPC Variable Fee CT2 Matl (LGE) Siemens - Q4	(47,168.26)
20200011	Reverses "J701-0100-1020 Accrual USD"06-NOV-2020 07:45:27	CR7 LTPC Variable Fee CT2 Service (LGE) Siemens - Q4	(19,265.91)
20200011 Total			72,167.15
20200012	J701-0100-1220 Accrual USD	CR7 LTPC Variable Fee CT1 Matl (LGE) Siemens - Q4	119,915.96
20200012	J701-0100-1220 Accrual USD	CR7 LTPC Variable Fee CT1 Service (LGE) Siemens - Q4	48,979.76
20200012	J701-0100-1220 Accrual USD	CR7 LTPC Variable Fee CT2 Matl (LGE) Siemens - Q4	121,183.81
20200012	J701-0100-1220 Accrual USD	CR7 LTPC Variable Fee CT2 Service (LGE) Siemens - Q4	49,497.61
20200012	Reverses "J701-0100-1120 Accrual USD"07-DEC-2020 09:24:45	CR7 LTPC Variable Fee CT1 Matl (LGE) Siemens - Q4	(72,338.89)
20200012	Reverses "J701-0100-1120 Accrual USD"07-DEC-2020 09:24:45	CR7 LTPC Variable Fee CT1 Service (LGE) Siemens - Q4	(29,546.87)
20200012	Reverses "J701-0100-1120 Accrual USD"07-DEC-2020 09:24:45	CR7 LTPC Variable Fee CT2 Matl (LGE) Siemens - Q4	(72,874.48)
20200012	Reverses "J701-0100-1120 Accrual USD"07-DEC-2020 09:24:45	CR7 LTPC Variable Fee CT2 Service (LGE) Siemens - Q4	(29,765.63)
20200012 Total			135,051.27
Grand Total			(3,746,581.36)

Database ORAOEBSPROD.OEBSPROD
 Data Access Set LGE ENERGY LLC
 Ledger LGE ENERGY LLC
 Chart Of Accounts Accounting Flexfield
 Currency USD

Category	* List - Text Accrual
Source	* List - Text Spreadsheet
Accounting Date	* List - Date 1/31/2020
Group ID	Number 12046
Batch Name	Text PG-SML
Journal Name	Text J701-0100-0120
Journal Description	Text Power Generation Accrual
Reverse Journal	List - Text Yes
Reversal Period/Date	List - Text FEB-2020

Upl	Company	Product	Org	Exp Org	Account	IC	Exp Type	Loc	Debit	Credit	Stat Amount	Line Description	Line DFF (Project.Task)
				* List - Text					* Number	* Number	Number	Text	List - Text
	0100	111	002650	002650	507100	0000	0301	0311	675.00			JAN Unbilled Tank Rental	Yes.TC-GA-.RENTAL
	0100	111	002655	002650	550100	0000	0301	0472	625.00			JAN Unbilled Tank Rental	Yes.TCALLCT.RENTAL
	0100	111	002650	002650	512100	0000	0304	0301	126,886.95			TRAC UNAPPROVED/ATLANTIC	Yes.TC000PLT.ACCRUAL
	0100	111	002650	002650	502100	0000	0304	0301	16,805.07			TRAC UNAPPROVED/ATLANTIC/Process Water	Yes.TC-PWOPS.7640833
	0100	111	002650	002650	512100	0000	0455	0311	2,323.77			PO -1037074TECHNICAL ENVIRONMENTAL SOLU	Yes.TC1F19OUT.7548468
	0100	111	002650	002650	512100	0000	0301	0311	550.00			PO -1041381HIBBS ELECTROMECHANICAL	Yes.TC1F19OUT.7573314
	0100	111	002650	002650	512100	0000	0455	0311	270.00			PO -1041737SUNBELT RENTALS INC	Yes.TC1F19OUT.7543797
	0100	111	002650	002650	513100	0000	0301	0311	3,392.24			PO -1042851ATLAS MACHINE AND SUPPLY	Yes.TC1F19OUT.7533248
	0100	111	002650	002650	513100	0000	0653	0311	250.00			PO -1047627CHOWNINGS PRESSURE WAS	Yes.TC1F19OUT.7586772
	0100	111	002650	002650	512100	0000	0301	0311	25,989.60			INV# 328064	Yes.TC1F19OUT.7543795
	0100	111	002650	002650	512100	0000	0301	0311	73,105.80			INVS 332034,331038,331039 allocated per R.Alle	Yes.TC1F19OUT.7490579
	0100	111	002650	002650	512100	0000	0301	0311	52,947.97			INV#19KY03-04-1123A	Yes.TC1F19OUT.7490579
	0100	111	002650	002650	107001	0000	0411	0321	18,772.89			INV# 53275	Yes.160677LGE.INV160677
	0100	111	002650	002650	107001	0000	0301	0321	43,351.00			INV# 15381-	Yes.160677LGE.INV160677
	0100	111	002650	002650	107001	0000	0301	0311	20,000.00			INVS 332034,331038,331039 allocated per R.Alle	Yes.138400.INV138400
	0100	111	002650	002650	107001	0000	0301	0311	20,000.00			INVS 332034,331038,331039 allocated per R.Alle	Yes.165001.INVESTMENT
	0100	111	002650	002650	107001	0000	0301	0311	25,000.00			INVS 332034,331038,331039 allocated per R.Alle	Yes.156930.INVESTMENT
	0100	111	002650	002650	108901	0000	0301	0311	12,852.00			TC1 SCR:DISP TO LANDFILL Per H.Turner e	Yes.153077.REMOVAL
	0100	111	002650	002650	108901	0000	0301	0311	18,282.50			PO 1047133	Yes.153077.REMOVAL
	0100	111	002650	002650	107001	0000	0301	0321	151,150.00			First Milestone complete per vender, R. Gratton email-	Yes.159915LGE.INV159915
	0100	111	002650	002650	107001	0000	0301	0311	2,454.04			INV# 330869R	Yes.152081.INV152081
	0100	111	002650	002650	107001	0000	0301	0321	49,601.67			CONTRACT CHANGE ORDER Work is complete Cont	Yes.150059LGE.INVESTMENT
	0100	111	002650	002650	107001	0000	0301	0321	29,976.00			INV# 7303	Yes.160776LGE.INV160776
	0100	111	002650	002650	107001	0000	0301	0311	12,504.00			INV# 169197393-009	Yes.157246.INVESTMENT
	0100	111	002650	002650	107001	0000	0301	0311	92,931.49			SOW-TC1-DMW-remaining milestone in negotiation- WILLIA	Yes.138400.INV138400
	0100	111	002650	002650	108901	0000	0301	0311	16,399.67			SOW-TC1-DMW-remaining milestone in negotiation- WILLIA	Yes.138400.REM138400
	0100	111	002650	002650	107001	0000	0301	0311	30,406.47			SOW-TC1-SH-remaining milestone in negotiation- WILLIAM	Yes.165001.INVESTMENT
	0100	111	002650	002650	108901	0000	0301	0311	5,365.85			SOW-TC1-SH-remaining milestone in negotiation- WILLIAM	Yes.165001.REMOVAL
	0100	111	002650	002650	107001	0000	0301	0311	143,899.14			SOW-TC1-RH-remaining milestone in negotiation- WILLIAM	Yes.156930.INVESTMENT
	0100	111	002650	002650	108901	0000	0301	0311	25,393.97			SOW-TC1-RH-remaining milestone in negotiation- WILLIAM	Yes.156930.REMOVAL
	0100	111	002650	002650	107001	0000	0301	0311	6,115.73			TC1-SOW-WCS-remaining milestone in negotiation- WILLIA	Yes.156930.INVESTMENT
	0100	111	002650	002650	108901	0000	0301	0311	1,079.25			TC1-SOW-WCS-remaining milestone in negotiation- WILLIA	Yes.156930.REMOVAL
	0100	111	002650	002650	107001	0000	0301	0311	24,271.76			Contract Change orders per Schultz review- WILLIAMS	Yes.137039.INVESTMENT
	0100	111	002650	002650	502011	0000	0699	0301	263,708.00			January Fly ash Sales (19,407.67 tons x \$9/ton)	Yes.TCFASALES.FASALES
	0100	111	002650	002650	501253	0000	0699	0301	174,669.03			January Fly ash Sales (19,407.67 tons x \$9/ton)	Yes.TCFASALES.FASALES

Attachment to Response to ACN LLC Comments No. 22(b)
 Case No. 2020-00350
 Page 4 of 86
 Garrett

Database ORAOBSPROD.OEBSPROD
 Data Access Set LGE ENERGY LLC
 Ledger LGE ENERGY LLC
 Chart Of Accounts Accounting Flexfield
 Currency USD

Category	* List - Text Accrual
Source	* List - Text Spreadsheet
Accounting Date	* List - Date 1/31/2020
Group ID	Number 12046
Batch Name	Text PG-SML
Journal Name	Text J701-0100-0120
Journal Description	Text Power Generation Accrual
Reverse Journal	List - Text Yes
Reversal Period/Date	List - Text FEB-2020

Upl	Company	Product	Org	Exp Org	Account	IC	Exp Type	Loc	Debit	Credit	Stat Amount	Line Description	Line DFF (Project.Task)
					* List - Text				* Number	* Number	Number	Text	List - Text
	0100	111	002650	002650	512100	0000	0304	0301	3,262.40			TRAC:UNAPPROVED/ATLANTIC	Yes.TCGYPSUM.7418429
	0100	111	002650	002650	512107	0000	0304	0301	36,128.26			TRAC:UNAPPROVED/ATLANTIC	Yes.TC-CCRFAC.7477976
	0100	111	002120	002120	539100	0000	0304	0450	1,163.20			Ohio Falls FPG January 2020 Accrual Estimate	Yes.OFOPSSITE.6852385
	0100	111	002140	002140	549100	0000	0304	0432	564.90			Paddys Run FPG January 2020 Accrual Estimate	Yes.PROPSSITE.6852387
	0100	111	002120	002120	545100	0000	0304	0450	836.04			Ohio Falls Honeywell Jan 2020 Accrual Estimate	Yes.OFLAF.HONEYWELL545
	0100	111	002140	002140	553010	0000	0303	0431	2,442.86			Paddys Run Honeywell Jan 2020 Accrual Estimate	Yes.PRLAF.HNYWELL553
	0100	111	002140	002140	553010	0000	0304	0431	1,672.08			Paddys Run Honeywell Jan 2020 Accrual Estimate	Yes.PRLAF.HNYWELL553
	0100	111	002130	002130	552100	0000	0301	0172	600.00			CR7 Abell Elevator Jan 2020 Accrual Estimate	Yes.CRSB.PLANTMISC552
	0100	111	002130	002130	549100	0000	0301	0172	425.00			CR7 Action Pest Control Jan 2020 Accrual Estimate	Yes.CROPSSITE.PLANTMISC549
	0100	111	002130	002130	554100	0000	0301	0172	5,694.00			CR7 Black & Veatch Jan 2020 Accrual Estimate	Yes.CRCNT.BLACK554
	0100	111	002130	002130	549100	0000	0413	0172	19,932.00			CR7 Brenntag Jan 2020 Accrual Estimate	Yes.CRCHM.BRENTTAG549
	0100	111	002130	002130	549100	0000	0301	0172	15,000.00			CR7 Cornerstone Controls Gas Chromatograph Jan Accrual Estimate	Yes.CRMCT.PLANTMISC549
	0100	111	002130	002130	552100	0000	0301	0172	12,740.00			CR7 CSS Mechanical Jan 2020 Accrual Estimate	Yes.CRSB.PLANTMISC552
	0100	111	002130	002130	549100	0000	0301	0172	5,716.00			CR7 Early Environmental Jan 2020 Accrual Estimate	Yes.CROPSSITE.EARLY549
	0100	111	002130	002130	554100	0000	0301	0172	7,376.00			CR7 Emerson Jan 2020 Accrual Estimate	Yes.CRCNT.EMERSON554
	0100	111	002130	002130	549100	0000	0301	0172	2,000.00			CR7 Evoqua Jan 2020 Accrual Estimate	Yes.CRWTRTRMT.EVOQUA549
	0100	111	002130	002130	549100	0000	0304	0172	1,728.00			CR7 FPG Jan 2020 Accrual Estimate	Yes.CROPSSITE.JANITOR549
	0100	111	002130	002130	552100	0000	0301	0172	1,500.00			CR7 Hoist & Crane Jan 2020 Accrual Estimate	Yes.CRSB.PLANTMISC552
	0100	111	002130	002130	553010	0000	0301	0172	1,060.00			CR7 Incorp Jan 2020 Accrual Estimate	Yes.CRST.PLANTMISC553
	0100	111	002130	002130	552100	0000	0301	0172	2,776.40			CR7 PIC AUX Jan 2020 Accrual Estimate	Yes.CRSB.PLANTMISC552
	0100	112	002130	002130	553200	0000	0304	0172	3,458.78			CR7 PIC SUP Jan 2020 Accrual Estimate	Yes.CR07S20.7735873
	0100	111	002130	002130	554100	0000	0304	0172	194.24			CR7 PIC SUP Jan 2020 Accrual Estimate	Yes.CRCWT.PLANTMISC554
	0100	111	002130	002130	554100	0000	0304	0172	194.24			CR7 PIC SUP Jan 2020 Accrual Estimate	Yes.CRFW1.ACCRUAL554
	0100	111	002130	002130	553010	0000	0304	0172	35.15			CR7 PIC SUP Jan 2020 Accrual Estimate	Yes.CRG1.PLANTMISC553
	0100	111	002130	002130	553010	0000	0304	0172	35.15			CR7 PIC SUP Jan 2020 Accrual Estimate	Yes.CRG2.PLANTMISC553

Attachment to Response to AG-KIUC-2 Question No. 22(b)

Case No. 2020-00350

Database ORAOEBSPROD.OEBSPROD
 Data Access Set LGE ENERGY LLC
 Ledger LGE ENERGY LLC
 Chart Of Accounts Accounting Flexfield.
 Currency USD

Category	* List - Text Accrual
Source	* List - Text Spreadsheet
Accounting Date	* List - Date 1/31/2020
Group ID	Number 12046
Batch Name	Text PG-SML
Journal Name	Text J701-0100-0120
Journal Description	Text Power Generation Accrual
Reverse Journal	List - Text Yes
Reversal Period/Date	List - Text FEB-2020

Upl	Company	Product	Org	Exp Org	Account	IC	Exp Type	Loc	Debit	Credit	Stat Amount	Line Description	Line DFF (Project.Task)
				* List - Text					* Number	* Number	Number	Text	List - Text
	0100	111	002130	002130	553010	0000	0304	0172	35.15			CR7 PIC SUP Jan 2020 Accrual Estimate	Yes.CRG3.PLANTMISC553
	0100	111	002130	002130	549100	0000	0304	0172	4,844.59			CR7 PIC SUP Jan 2020 Accrual Estimate	Yes.CROPSITE.PLANTMISC549
	0100	111	002130	002130	552100	0000	0304	0172	4,093.37			CR7 PIC SUP Jan 2020 Accrual Estimate	Yes.CRSB.PLANTMISC552
	0100	111	002130	002130	554100	0000	0304	0172	281.20			CR7 PIC SUP Jan 2020 Accrual Estimate	Yes.CRWW.PLANTMISC554
	0100	111	002130	002130	553010	0000	0301	0172	3,864.00			CR7 Ready Electric Jan 2020 Accrual Estimate	Yes.CRST.PLANTMISC553
	0100	111	002130	002130	554100	0000	0301	0172	2,730.00			CR7 Sentry Jan 2020 Accrual Estimate	Yes.CRWT.AQUATIPRO554
	0100	111	002120	002120	107001	0000	0301	0450	20,500.00			Estimate	Yes.148083.7514472
	0100	111	002130	002130	107001	0000	0301	0172	178,180.00			Estimate	Yes.158876.7702770
	0100	111	002130	002130	107001	0000	0301	0172	178,180.00			CR7 PIC December 2019 Accrual Estimate	Yes.158876.7702772
	0100	111	002130	002130	107001	0000	0301	0172	519.76			CR7 PIC AUX Jan 2020 Accrual Estimate	Yes.161106.7722871
	0100	111	002130	002130	107001	0000	0301	0172	1,777.80			Estimate	Yes.161106.7722871
	0100	111	002130	002130	107001	0000	0301	0172	1,289,786.84			CR7 L-0 Blaves Siemens Nov 2017 Accrual/Estimate	Yes.156027.6945081
	0100	111	002130	002130	107001	0000	0303	0172	1,480,029.84			Accrual/Estimate	Yes.156027.6945081
	0100	111	002130	002130	108901	0000	0301	0172	551,183.00			CR7 L-0 Blaves Siemens Nov 2017 Accrual/Estimate	Yes.156027.6945080
	0100	111	002401	002401	107001	0000	0375	0231		14,514.00		Freedom Metals Stator Bar scrap Month of	Yes.142399.7466520
	0100	111	002401	002401	513100	0000	0303	0231	17,000.00			Ready Electric Misc MC3 Cooling Tower R	Yes.MC3F19PB.7664732
	0100	111	002401	002401	107001	0000	0375	0231		17,000.00		Ready Electric Misc MC3 Cooling Tower R	Yes.153884.7599785
	0100	111	002401	002401	107001	0000	0375	0241	98,000.00			Orr Fire Protection MC4 TDBFP Fire Prote	Yes.156667.7702011
	0100	111	002401	002401	107001	0000	0375	0241	103,288.00			Babcock & Wilcox MC4 SSH Outlet 0301	Yes.156753.7313370
	0100	111	002401	002401	512100	0000	0301	0231	68,000.00			Petrochem MC3F19BL Boiler Scaffold Mo	Yes.MC3F19BL.7518304
	0100	111	002401	002401	107001	0000	0301	0231	60,000.00			Petrochem MC3F19BL Boiler Scaffold Mo	Yes.147058.7309271
	0100	112	002401	002401	513100	0000	0302	0231	28,528.00			PIC MC3F19 Turbine Bearing support un	Yes.MC3F19TUR.7686981
	0100	112	002401	002401	513100	0000	0301	0231	126,424.03			MD&A MC3F19 Turbine Bearing Support J	Yes.MC3F19TUR.7686981
	0100	112	002401	002401	513100	0000	0301	0231	507,349.35			MD&A MC3F19 Turbine Bearing Support D	Yes.MC3F19TUR.7686981
	0100	112	002401	002401	513100	0000	0301	0231	12,053.15			Delaware Analysis MC3F19 Turbine Bear	Yes.MC3F19TUR.7686981
	0100	112	002401	002401	513100	0000	0301	0231	12,712.50			GE MC3F19 Turbine Bearing Support Mon	Yes.MC3F19TUR.7686981
	0100	112	002401	002401	513100	0000	0301	0231	76,245.00			Reladyme MC3F19 Turbine Bearing Suppo	Yes.MC3F19TUR.7686981
	0100	112	002401	002401	513100	0000	0301	0231	49,864.37			TRI MC3F19 Turbine Bearing Support Mon	Yes.MC3F19TUR.7686981
	0100	111	002401	002401	107001	0000	0375	0231	98,000.00			Orr Fire Protection MC3 TDBFP Fire Prote	Yes.156665.7702006
	0100	111	002401	002401	107001	0000	0301	0231	4,125.70			A&D MC3 SCR CO3 Month of December	Yes.136836.7053964
	0100	111	002401	002401	107001	0000	0375	0231	25,000.00			Tei-C HX MC3 Feedwater Heaters 1+2 Re	Yes.139992.6922693
	0100	111	002401	002401	107001	0000	0375	0221	17,000.00			RMS Energy MC2 Relay (Material) Month o	Yes.132989.7696123

Attachment to Response to AG-KIUC-2 Question No. 22(b)
 Case No. 2020-00350

Database ORAOEBSPROD.OEBSPROD
 Data Access Set LGE ENERGY LLC
 Ledger LGE ENERGY LLC
 Chart Of Accounts Accounting Flexfield
 Currency USD

Category * List - Text Accrual
 Source * List - Text Spreadsheet
 Accounting Date * List - Date 1/31/2020
 Group ID Number 12046
 Batch Name Text PG-SML
 Journal Name Text J701-0100-0120
 Journal Description Text Power Generation Accrual
 Reverse Journal List - Text Yes
 Reversal Period/Date List - Text FEB-2020

Upl	Company	Product	Org	Exp Org	Account	IC	Exp Type	Loc	Debit	Credit	Stat Amount	Line Description	Line DFF (Project.Task)
				* List - Text					* Number	* Number	Number	Text	List - Text
	0100	111	002401	002401	107001	0000	0375	0221	5,000.00			Ready Electric MC2 Relay Month of January	Yes.132989.7696123
	0100	111	002401	002401	107001	0000	0375	0221	118,000.00			Orr Fire Protection MC2 Fire Protection Month of January	Yes.154391.7702017
	0100	111	002401	002401	107001	0000	0375	0241	7,000.00			NEC MC Shipley Lane Property Demo Month of January	Yes.159692.PROPERTY
	0100	111	002401	002401	107001	0000	0375	0241	136,860.00			NEC MC Shipley Lane Property Demo Month of January	Yes.159692.PROPERTY
	0100	111	002401	002401	502011	0000	0699	0201		14,400.00		Sul4R-Plus MC Pellet Plant Subsidy Invoice	Yes.MCGYPHAND.PELLET
	0100	111	002401	002401	107001	0000	0303	0241	20,000.00			CSS Mechanical MC air handler #7 build at	Yes.161069.7647595
	0100	111	002401	002401	107001	0000	0375	0231	26,640.00			Energis MC 3C Transformer Month of January	Yes.139721.6838580
	0100	111	002401	002401	107001	0000	0375	0231	52,000.00			Energis MC 3B Transformer Month of January	Yes.151255.7396006
	0100	111	002401	002401	502011	0000	0699	0201	10,109.92			Kosmos Cement Gypsum Subsidy over 40	Yes.MCGYPHAND.ECRREUSE
	0100	111	002401	002401	502011	0000	0699	0201	8,117.00			Kosmos Cement Gypsum Subsidy over 40	Yes.MCGYPHAND.ECRREUSE
	0100	111	002401	002401	502011	0000	0699	0201	29,853.84			Kosmos Cement Gypsum Subsidy over 40	Yes.MCGYPHAND.ECRREUSE
	0100	111	002401	002401	502011	0000	0699	0201	33,863.96			Kosmos Cement Gypsum Subsidy over 40	Yes.MCGYPHAND.ECRREUSE
	0100	111	002401	002401	502011	0000	0699	0201	27,523.64			Kosmos Cement Gypsum Subsidy over 40	Yes.MCGYPHAND.ECRREUSE
	0100	111	002401	002401	502011	0000	0699	0201	18,706.80			Kosmos Cement Gypsum Subsidy over 40	Yes.MCGYPHAND.ECRREUSE
	0100	111	002401	002401	502011	0000	0699	0201	22,800.00			Kosmos Cement Gypsum Subsidy over 40	Yes.MCGYPHAND.ECRREUSE
	0100	111	002401	002401	512100	0000	0303	0231	7,633.00			Ready Electric GE Zonal Demo Work Month of January	Yes.MC3F19BL.7518320
	0100	111	002401	002401	513100	0000	0301	0201	36,963.00			GE Baker Hughes GE 5 Year CAP Agreement	Yes.MCCU.7710031
	0100	111	002401	002401	512100	0000	0301	0231	5,000.00			Brown Sprinkler Corporation G3 and G4 Demo	Yes.MCFIREPRO.7733911
	0100	111	002401	002401	501253	0000	0699	0201		100,000.00		Boral Fly Ash Market Subsidy for January	Yes.MCASHECR.PROCEEDS
	0100	111	002401	002401	501200	0000	0303	0201	51,815.66			Charah Inc. Daily Fly Ash activities Month of January	Yes.MCLAND.ACCRUAL
	0100	111	002401	002401	501200	0000	0304	0201	17,271.89			Charah Inc. Daily Fly Ash activities Month of January	Yes.MCLAND.ACCRUAL
	0100	111	002401	002401	513100	0000	0301	0231		69,000.00		MD&A CO-30 Credit Month of December	Yes.MC3F19TUR.7544568
	0100	111	002401	002401	512100	0000	0301	0201	55,000.00			C & B Energy Cleaning Screenwell Intakes	Yes.MCSW.7697983
	0100	111	002401	002401	502001	0000	0304	0201	14,307.00			Charah Inc. Charah Hauling Gypsum to Kosmos	Yes.MCGYPHAND.KOSMOS
	0100	111	002401	002401	502001	0000	0304	0201	21,250.00			Charah Inc. Charah Gypsum barge loading	Yes.MCGYPHAND.BARGELOAD
	0100	111	002401	002401	502001	0000	0304	0201	37,282.50			Charah Inc. Charah Base contract payment	Yes.MCGYPHAND.BASE
	0100	111	002401	002401	502001	0000	0303	0201	8,625.00			Charah Inc. Beneficial Use Truck loading Month of January	Yes.MCBYPROD.TRUCKLOAD
	0100	111	002401	002401	502001	0000	0304	0201	2,875.00			Charah Inc. Beneficial Use Truck loading Month of January	Yes.MCBYPROD.TRUCKLOAD
	0100	111	002401	002401	512100	0000	0304	0201	133,490.00			C&B Marine Barge Cell Repairs Month of January	Yes.MCCYBARGE.7702001
	0100	111	002401	002401	512100	0000	0304	0201	27,500.00			C&B Marine Barge Cell Repairs Month of January	Yes.MCCYBARGE.7702001
	0100	111	002401	002401	512101	0000	0301	0231	35,700.00			Cometech Annual SCR Catalyst Sampling	Yes.MCSCR.7427344
	0100	111	002401	002401	512101	0000	0455	0231	5,100.00			Cometech Annual SCR Catalyst Sampling	Yes.MCSCR.7427344
	0100	111	002401	002401	512055	0000	0303	0201	29,814.36			OTP A Clearwell Pump Rebuild Month of December	Yes.MCWFGD.7655458
	0100	111	002401	002401	512055	0000	0301	0201	4,992.00			OTP A Clearwell Pump Rebuild Month of December	Yes.MCWFGD.7655458
	0100	111	002401	002401	512100	0000	0303	0201	44,718.82			Honeywell 2020 Honeywell Service Contract	Yes.MCHDS.HONEYWELL
	0100	111	002401	002401	512100	0000	0304	0201	21,402.67			Honeywell 2020 Honeywell Service Contract	Yes.MCHDS.HONEYWELL
	0100	111	002401	002401	512100	0000	0301	0211	15,850.00			Provecta 2020 Boiler Tuning Month of January	Yes.MCBC.7746148
	0100	112	002401	002401	513100	0000	0304	0231	18,614.22			INCORP Labor in TRAC Month of January	Yes.MC3F19TUR.7728176
	0100	111	002401	002401	511100	0000	0304	0201	15,924.50			PIC Labor in TRAC Month of January	Yes.MCSTB.7356662
	0100	111	002401	002401	512100	0000	0304	0201	6,160.81			PIC Labor in TRAC Month of January	Yes.MCPWSOPS.7654804
	0100	111	002401	002401	502100	0000	0304	0201	12,171.01			PIC Labor in TRAC Month of January	Yes.MCPWSOPS.7654804
	0100	111	002401	002401	512156	0000	0304	0241	5,015.63			PIC Labor in TRAC Month of January	Yes.MCPFC.7702008
	0100	111	002401	002401	512100	0000	0304	0231	18,422.72			PIC Labor in TRAC Month of January	Yes.MCPFC.7702008

Attachment to Response No. 2020-00350
 Question No. 22(b)

Database ORAOBSPROD.OEBSPROD
 Data Access Set LGE ENERGY LLC
 Ledger LGE ENERGY LLC
 Chart Of Accounts Accounting Flexfield
 Currency USD

Category	* List - Text Accrual
Source	* List - Text Spreadsheet
Accounting Date	* List - Date 1/31/2020
Group ID	Number 12046
Batch Name	Text PG-SML
Journal Name	Text J701-0100-0120
Journal Description	Text Power Generation Accrual
Reverse Journal	List - Text Yes
Reversal Period/Date	List - Text FEB-2020


Upl	Company	Product	Org	Exp Org	Account	IC	Exp Type	Loc	Debit * Number	Credit * Number	Stat Amount Number	Line Description Text	Line DFF (Project.Task) List - Text
					* List - Text								
	0100	111	002401	002401	502004	0000	0304	0201	35,370.42			PIC Labor in TRAC Month of January	Yes.MCLIMEOPS.7296080
	0100	111	002401	002401	512005	0000	0304	0201	12,002.40			PIC Labor in TRAC Month of January	Yes.MCLIMEGR.7729760
	0100	111	002401	002401	501090	0000	0304	0201	23,912.45			PIC Labor in TRAC Month of January	Yes.MCFUELUNL.7702746
	0100	111	002401	002401	512100	0000	0304	0201	11,802.53			PIC Labor in TRAC Month of January	Yes.MCFUELCON.7647558
	0100	111	002401	002401	512100	0000	0304	0201	9,826.76			PIC Labor in TRAC Month of January	Yes.MCCHG.7659787
	0100	111	002401	002401	502004	0000	0304	0201	9,780.31			PIC Labor in TRAC Month of January	Yes.MCBL.7387010
	0100	111	002401	002401	512100	0000	0304	0201	6,671.46			PIC Labor in TRAC Month of January	Yes.MCASH.7735799
	0100	111	002401	002401	511100	0000	0304	0201	14,914.97			PIC Labor in TRAC Month of January	Yes.MCADMIN.7504089
	0100	112	002401	002401	512101	0000	0304	0231	6,268.62			PIC Labor in TRAC Month of January	Yes.MC3F19PB.7683169
	0100	111	002130	002130	186074	0000	0375	0172	19,628.45			CR7 LTPC Variable Fee CT1 Service (LGE) Siemens - Q1	Yes.CR7LTPC.LTPC186
	0100	111	002130	002130	186074	0000	0475	0172	48,055.85			CR7 LTPC Variable Fee CT1 Matl (LGE) Siemens - Q1	Yes.CR7LTPC.LTPC186
	0100	111	002130	002130	186074	0000	0375	0172	18,720.01			CR7 LTPC Variable Fee CT2 Service (LGE) Siemens - Q1	Yes.CR7LTPC.LTPC186
	0100	111	002130	002130	186074	0000	0475	0172	45,831.76			CR7 LTPC Variable Fee CT2 Matl (LGE) Siemens - Q1	Yes.CR7LTPC.LTPC186
	0100	141	006250	006250	232031	0000	0699	0000		4,558,808.13			Yes.102893.232031
	0100	141	006250	006250	232032	0000	0699	0000		630,556.24			Yes.102893.232032
	0100	141	006250	006250	232033	0000	0699	0000					Yes.102893.232033
	0100	141	006250	006250	143053	0000	0699	0000					Yes.102893.143053
	0100	141	006250	006250	143012	0000	0699	0000	552,777.03			Power Generation Monthly Accrual - Beneficial F	Yes.102893.143012
	0100	111	006250	006250	232001	0000	0699	0000		2,355,756.75		Power Generation Monthly Accrual	Yes.102893.PPD
	0100	141	006250	006250	163016	0000	0455	0000				Power Generation Inventory Adjustment	
Totals:									8,198,412.15	8,198,412.15			

Description: Power Generation:Monthly Accrual

Prepared by: S Laster

Approved by:  Stacy Ritchey

Posted by:

 S Laster Case No. 2/1/2020-00350

Upload/Concurrent ID: 51443832

Attachment to Response to AG-KIUC-2 Question No. 22(b)
 Posted/Concurrent ID: 51444367

Database ORAOBSPROD.OEBSPROD
 Data Access Set LGE ENERGY.LLC
 Ledger LGE ENERGY.LLC
 Chart Of Accounts Accounting\Flexfield
 Currency USD

Category	* List - Text Accrual
Source	* List - Text Spreadsheet
Accounting Date	* List - Date 12/31/2019
Group ID	Number 12046
Batch Name	Text PG-SML
Journal Name	Text J701-0100-1219
Journal Description	Text Power Generation Accrual
Reverse Journal	List - Text Yes
Reversal Period/Date	List - Text JAN-2020

Upl	Company	Product	Org	Exp Org	Account	IC	Exp Type	Loc	Debit	Credit	Stat Amount	Line Description	Line DFF (Project.Task)
					* List - Text				* Number	* Number	Number	Text	List - Text
	0100	111	002120	002120	539100	0000	0301	0450	4,000.00			Ohio Falls Incorp Nov/Dec Accrual Estimate	Yes.OFSITE.MISC
	0100	111	002120	002120	539100	0000	0301	0450	40,000.00			Ohio Falls Peak Nov/Dec 2019 Accrual Estimate	Yes.OFSITE.MISC
	0100	111	002120	002120	544100	0000	0455	0450	18,087.75			Ohio Falls Karmen Fluid Power December 2019 Accrual Estimate	Yes.OFTA.ACCRUAL
	0100	111	002120	002120	544100	0000	0301	0450	904.90			Ohio Falls Service Shop Work December 2019 Accrual Estimate	Yes.OFTA.7536911
	0100	111	002120	002120	539100	0000	0304	0450	1,400.72			Ohio Falls FPG December 2019 Accrual Estimate	Yes.OFOPSSITE:6852385
	0100	111	002140	002140	549100	0000	0304	0432	717.60			Paddys Run FPG December 2019 Accrual Estimate	Yes.PROPSSITE:6852387
	0100	111	002140	002140	550100	0000	0303	0432	420.00			Paddys Run Air Gas December 2019 Accrual Estimate	Yes.PRGASES.TANKRENT550
	0100	111	002140	002140	550100	0000	0419	0432	432.14			Paddys Run Air Gas December 2019 Accrual Estimate	Yes.PRGASES.HYDROGEN550
	0100	111	002140	002140	550100	0000	0419	0432	358.36			Paddys Run Air Gas December 2019 Accrual Estimate	Yes.PRGASES.HYDROGEN550
	0100	111	002140	002140	553010	0000	0455	0432	15,744.00			Paddys Run ABB outage December 2019 Accrual Estimate	Yes.PR13F19.7605447
	0100	111	002140	002140	553010	0000	0301	0432	170,000.00			Paddys Run Seimens December 2019 Accrual Estimate	Yes.PR13F19.7659716
	0100	111	002130	002130	554100	0000	0301	0172	5,694.00			CR7 Black & Veatch December 2019 Accrual Estimate	Yes.CRCNT.BLACK554
	0100	111	002130	002130	549100	0000	0413	0172	9,355.00			CR7 Brenntag December 2019 Accrual Estimate	Yes.CRCHM:BRENTTAG549
	0100	111	002130	002130	549100	0000	0301	0172	3,522.00			CR7 Early Environmental December 2019 Accrual Estimate	Yes.CROPSSITE.EARLY549
	0100	111	002130	002130	549100	0000	0304	0172	1,716.00			CR7 FPG December 2019 Accrual Estimate	Yes.CROPSSITE.JANITOR549
	0100	111	002130	002130	554100	0000	0303	0172	6,495.00			CR7 Falls City Fence December 2019 Accrual Estimate	Yes.CRMTCSITE.PLANTMISC554
	0100	111	002130	002130	552100	0000	0303	0172	60,586.00			CR7 Hoist and Crane Services December 2019 Accrual Estimate	Yes.CRSB.PLANTMISC552
	0100	111	002130	002130	553010	0000	0301	0172	10,956.00			CR7 Incorp outage December 2019 Accrual Estimate	Yes.CR07F19.7550080
	0100	111	002130	002130	553010	0000	0301	0172	10,956.00			CR7 Incorp outage December 2019 Accrual Estimate	Yes.CR07F19.7549210
	0100	111	002130	002130	549100	0000	0301	0172		279.85		CR7 Indiana University credit Dec 2019 Accrual Estimate	Yes.CRDEVEL.TRAIN549
	0100	111	002130	002130	552100	0000	0301	0172	116,370.00			CR7 Peak Industrial December 2019 Accrual Estimate	Yes.CRSB.PLANTMISC552
	0100	111	002130	002130	552100	0000	0304	0172	685.74			CR7 PIC December 2019 Accrual Estimate	Yes.CR07F19.755552
	0100	111	002130	002130	549100	0000	0304	0172	1,890.57			CR7 PIC December 2019 Accrual Estimate	Yes.CRGEQ.PLANTMISC549

Attachment to Response to AG-KIUC Question No. 22(b)

Case No. 2020-00350

Page 9 of 86

Database ORAOBSPROD.OEBSPROD
 Data Access Set LGE ENERGY LLC
 Ledger LGE ENERGY LLC
 Chart Of Accounts Accounting Flexfield
 Currency USD

Category	* List - Text Accrual
Source	* List - Text Spreadsheet
Accounting Date	* List - Date 12/31/2019
Group ID	Number 12046
Batch Name	Text PG-SML
Journal Name	Text J701-0100-1219
Journal Description	Text Power Generation Accrual
Reverse Journal	List - Text Yes
Reversal Period/Date	List - Text JAN-2020

Upl	Company	Product	Org	Exp Org	Account	IC	Exp Type	Loc	Debit	Credit	Stat Amount	Line Description	Line DFF (Project.Task)
				* List - Text					* Number	* Number	Number	Text	List - Text
	0100	111	002130	002130	553200	0000	0304	0172	379.52			CR7 PIC December 2019 Accrual Estimate	Yes.CRHS1.PLANTMISC553
	0100	111	002130	002130	553200	0000	0304	0172	189.76			CR7 PIC December 2019 Accrual Estimate	Yes.CRHS2.PLANTMISC553
	0100	111	002130	002130	554100	0000	0304	0172	1,065.13			CR7 PIC December 2019 Accrual Estimate	Yes.CRRW.PLANTMISC554
	0100	111	002130	002130	552100	0000	0304	0172	5,156.73			CR7 PIC December 2019 Accrual Estimate	Yes.CRSB.PLANTMISC552
	0100	111	002130	002130	553010	0000	0304	0172	189.76			CR7 PIC December 2019 Accrual Estimate	Yes.CRST.PLANTMISC553
	0100	111	002130	002130	554100	0000	0304	0172	274.88			CR7 PIC December 2019 Accrual Estimate	Yes.CRWW.PLANTMISC554
	0100	111	002130	002130	554100	0000	0301	0172	9,120.00			CR7 Process Solutions December 2019 Accrual Estimate	Yes.CRSWT.PLANTMISC554
	0100	112	002130	002130	553010	0000	0301	0172	294.96			CR7 Ready Electric December 2019 Accrual Estimate	Yes.CR07F19.7116626
	0100	111	002130	002130	553010	0000	0301	0172	1,538.56			CR7 Ready Electric December 2019 Accrual Estimate	Yes.CR07F19.7408866
	0100	111	002130	002130	553010	0000	0301	0172	2,310.48			CR7 Ready Electric December 2019 Accrual Estimate	Yes.CR07F19.7430301
	0100	111	002130	002130	553010	0000	0301	0172	2,251.47			CR7 Ready Electric December 2019 Accrual Estimate	Yes.CR07F19.7561404
	0100	111	002130	002130	552100	0000	0301	0172	405.04			CR7 Ready Electric December 2019 Accrual Estimate	Yes.CR07F19.7561409
	0100	111	002130	002130	554100	0000	0301	0172	75.00			CR7 Ready Electric December 2019 Accrual Estimate	Yes.CRCWT.PLANTMISC554
	0100	111	002130	002130	553200	0000	0301	0172	1,908.00			CR7 Ready Electric December 2019 Accrual Estimate	Yes.CRHS1.PLANTMISC553
	0100	111	002130	002130	552100	0000	0301	0172	911.00			CR7 Ready Electric December 2019 Accrual Estimate	Yes.CRSB.PLANTMISC552
	0100	111	002130	002130	554100	0000	0455	0172	1,021.00			CR7 Sentry December 2019 Accrual Estimate	Yes.CRSMP.SENTRY554
	0100	111	002130	002130	553010	0000	0301	0172	14,348.69			CR7 Seimens December 2019 Accrual Estimate	Yes.CR07F19.7612103
	0100	111	002130	002130	549100	0000	0634	0172	15,000.00			CR7 Seimens Onsite Training Dec 2019 Accrual Estimate	Yes.CRDEVEL.TRAIN549
	0100	112	002130	002130	553200	0000	0301	0172	1,431.00			CR7 Team industrial outage Dec 2019 Accrual Estimate	Yes.CR07F19.7682171
	0100	112	002130	002130	553200	0000	0301	0172	934.00			CR7 Team industrial outage Dec 2019 Accrual Estimate	Yes.CR07F19.7682171
	0100	111	002130	002130	553200	0000	0301	0172	4,665.13			CR7 Team industrial outage Dec 2019 Accrual Estimate	Yes.CR07F19.6968246
	0100	111	002130	002130	549100	0000	0455	0172	271.00			CR7 Welders Supply December 2019 Accrual Estimate	Yes.CRGEQ.PLANTMISC549
	0100	111	002120	002120	107001	0000	0301	0450	298,464.00			OF Structural December 2019 Accrual Estimate	Yes.148083.7649558
	0100	111	002120	002120	108901	0000	0301	0450	100,200.00			OF Structural December 2019 Accrual Estimate	Yes.148083.7625739

Attachment to Response to AG-KIUC-2 Question No. 22(b)
 Case No. 2020-00350
 Page 10 of 86
 Garrett

Database ORAOEBSPROD.OEBSPROD
 Data Access Set LGE ENERGY LLC
 Ledger LGE ENERGY LLC
 Chart Of Accounts Accounting Flexfield
 Currency USD

Category	* List - Text Accrual
Source	* List - Text Spreadsheet
Accounting Date	* List - Date 12/31/2019
Group ID	Number 12046
Batch Name	Text PG-SML
Journal Name	Text J701-0100-1219
Journal Description	Text Power Generation Accrual
Reverse Journal	List - Text Yes
Reversal Period/Date	List - Text JAN-2020

Upl	Company	Product	Org	Exp Org	Account	IC	Exp Type	Loc	Debit	Credit	Stat Amount	Line Description	Line DFF (Project.Task)
					* List - Text				* Number	* Number	Number	Text	List - Text
	0100	111	002120	002120	107001	0000	0301	0450	1,004.60			OF WJE Engineering December 2019 Accrual Estimate	Yes.148083.7514472
	0100	111	002130	002130	107001	0000	0303	0172	44,420.50			CR7 Schardein.Mechanical.December 2019 Accrual Estimate	Yes.161058.7648499
	0100	111	002130	002130	107001	0000	0303	0172	44,420.50			CR7 Schardein.Mechanical December 2019 Accrual Estimate	Yes.161058.7648501
	0100	111	002130	002130	107001	0000	0301	0172	178,180.00			CR7 TEI December 2019 Accrual Estimate	Yes.158876.7702770
	0100	111	002130	002130	107001	0000	0301	0172	178,180.00			CR7 TEI December.2019 Accrual Estimate	Yes.158876.7702772
	0100	111	002130	002130	107001	0000	0304	0172	269.92			CR7 PIC December 2019 Accrual Estimate	Yes.161003.7644225
	0100	111	002130	002130	107001	0000	0455	0172	545.40			CR7 Ferguson December 2019 Accrual Estimate	Yes.154831.7570011
	0100	111	002130	002130	107001	0000	0301	0172	9,955.00			CR7 East & Westbrook December.2019 Accrual Estimate	Yes.154831.7570012
	0100	111	002130	002130	107001	0000	0301	0172	12,000.00			CR7 Ready Electric December 2019 Accrual Estimate	Yes.154831.7570012
	0100	111	002130	002130	107001	0000	0303	0172	3,000.00			CR7 Ready Electric December 2019 Accrual Estimate	Yes.154831.7570012
	0100	111	002130	002130	107001	0000	0301	0172	1,289,786.84			CR7 L-0 Blades Siemens Nov 2017 Accrual Estimate	Yes.156027.6945081
	0100	111	002130	002130	107001	0000	0303	0172	1,480,029.84			CR7 L-0 Blades Siemens Nov 2017 Accrual Estimate	Yes.156027.6945081
	0100	111	002130	002130	108901	0000	0301	0172	551,183.00			CR7 L-0 Blades Siemens Nov 2017 Accrual Estimate	Yes.156027.6945080
	0100	111	002650	002650	507100	0000	0301	0311	675.00			DEC Unbilled Tank Rental	Yes.TC-GA-.RENTAL
	0100	111	002655	002650	550100	0000	0301	0472	625.00			DEC Unbilled Tank Rental	Yes.TCALLCT.RENTAL
	0100	111	002650	002650	512100	0000	0301	0311	56,793.82			INV# 19KY03-05-1221	Yes.TC-PFCPUL.7660968
	0100	111	002650	002650	508100	0000	0301	0301		6,436.55		refund for invoice number.85501225	Yes.TCSAFE/DV.PLANT_TRAIN
	0100	111	002650	002650	512100	0000	0304	0301	132,699.81			TRAC.UNAPPROVED/ATLANTIC	Yes.TC000PLT.ACCRUAL
	0100	111	002650	002650	502100	0000	0304	0301	26,740.27			TRAC UNAPPROVED/ATLANTIC/PWS	Yes.TC-PWOPS.7640833
	0100	111	002650	002650	512100	0000	0304	0301	34,138.03			INV# 834 GROUNDS	Yes.TC000PLT.ACCRUAL
	0100	111	002650	002650	512100	0000	0303	0301	12,116.57			INV# 834 EQUIP & PARTS	Yes.TC000PLT.ACCRUAL
	0100	111	002650	002650	512100	0000	0304	0301	15,493.57			INV# 835 FUELS	Yes.TC000CHG.8844061
	0100	111	002650	002650	512100	0000	0455	0311	2,323.77			PO -1037074TECHNICAL ENVIRONMENTAL SOLU	Yes.TC1F19OUT.7548468
	0100	111	002650	002650	512100	0000	0301	0311	13,697.50			PO -1037452TESTEX INC	Yes.TC1F19OUT.7554144
	0100	111	002650	002650	512101	0000	0455	0311	2,124.00			PO -1038665PRECISION SERVICES INC	Yes.TC1F19OUT.7405437
	0100	111	002650	002650	512100	0000	0301	0311	550.00			PO -1041381HIBBS ELECTROMECHANICAL	Yes.TC1F19OUT.7573314
	0100	111	002650	002650	513100	0000	0455	0311	4,720.00			PO -1041491MAXIM CRANE WORKS	Yes.TC1F19OUT.7531562
	0100	111	002650	002650	512100	0000	0455	0311	270.00			PO -1041737SUNBELT RENTALS INC	Yes.TC1F19OUT.7543797
	0100	111	002650	002650	513100	0000	0301	0311	3,392.24			PO -1042851ATLAS MACHINE AND SUPPLY	Yes.TC1F19OUT.7533248
	0100	111	002650	002650	512005	0000	0455	0311	6,424.20			PO -1043419AP SERVICES LLC	Yes.TC1F19OUT.7552063
	0100	111	002650	002650	512100	0000	0301	0311	1,286.56			PO -1043679RCE HEAT EXCHANGERS LL	Yes.TC1F19OUT.7584144
	0100	111	002650	002650	513100	0000	0301	0311	675.00			PO -1044279CHOWNINGS.PRESSURE WAS	Yes.TC1F19OUT.7543244
	0100	111	002650	002650	512100	0000	0455	0311	842.00			PO -1045073GGE STEAM POWER INC	Yes.TC1F19OUT.7543763
	0100	111	002650	002650	512100	0000	0633	0311	1,871.00			PO -1046397SUNBELT RENTALS INC	Yes.TC1F19OUT.7543797
	0100	111	002650	002650	512100	0000	0455	0311	19,812.00			PO -1047165GEM TRIM OF HOUMA LLC	Yes.TC1F19OUT.7664356

Attachment to Response to AAS 11-22-2020-00350
 Case No. 2020-00350
 Question No. 22(b)
 Page 11 of 86
 Garrett

Database ORAOEBSPROD.OEBSPROD
 Data Access Set LGE ENERGY LLC
 Ledger LGE ENERGY LLC
 Chart Of Accounts Accounting Flexfield
 Currency USD

Category	* List - Text Accrual
Source	* List - Text Spreadsheet
Accounting Date	* List - Date 12/31/2019
Group ID	Number 12046
Batch Name	Text PG-SML
Journal Name	Text J701-0100-1219
Journal Description	Text Power Generation Accrual
Reverse Journal	List - Text Yes
Reversal Period/Date	List - Text JAN-2020

Upl	Company	Product	Org	Exp Org	Account	IC	Exp Type	Loc	Debit	Credit	Stat Amount	Line Description	Line DFF (Project.Task)
					* List - Text				* Number	* Number	Number	Text	List - Text
0100	111	002650	002650	513100	0000	0653	0311		250.00			PO -1047627CHOWNINGS PRESSURE WAS	Yes.TC1F19OUT.7588772
0100	111	002650	002650	513100	0000	0303	0311		998.00			PO -1048582F AND M MAFCO,INC	Yes.TC1F19OUT.7533247
0100	111	002650	002650	512100	0000	0301	0311		30,395.86			INV# TC1110719	Yes.TC1F19OUT.7543752
0100	111	002650	002650	512100	0000	0301	0311		25,989.60			INV# 328064	Yes.TC1F19OUT.7543795
0100	111	002650	002650	512100	0000	0301	0311		73,105.80			INVS 332034,331038,331039 allocated per R.All	Yes.TC1F19OUT.7490579
0100	111	002650	002650	512100	0000	0301	0311		52,947.97			INV#19KY03-04-1123A	Yes.TC1F19OUT.7490579
0100	111	002650	002650	512100	0000	0301	0311		25,530.80			INV- SIV100678	Yes.TC1F19OUT.7548468
0100	111	002650	002650	107001	0000	0411	0321		18,772.89			INV# 53275	Yes:160677LGE:INV160677
0100	111	002650	002650	107001	0000	0301	0321		43,351.00			INV# 15381	Yes:160677LGE:INV160677
0100	111	002650	002650	107001	0000	0301	0311		74,322.78			INV# 1561248	Yes:153077.INVESTMENT
0100	111	002650	002650	107001	0000	0301	0311		20,000.00			INVS 332034,331038,331039 allocated per R.All	Yes:138400.INV138400
0100	111	002650	002650	107001	0000	0301	0311		20,000.00			INVS 332034,331038,331039 allocated per R.All	Yes:165001.INVESTMENT
0100	111	002650	002650	107001	0000	0301	0311		25,000.00			INVS 332034,331038,331039 allocated per R.All	Yes:156930.INVESTMENT
0100	111	002650	002650	108901	0000	0301	0311		12,852.00			TC1 SCR DISP TO LANDFILL Per H.Tumer e	Yes:153077.REMOVAL
0100	111	002650	002650	108901	0000	0301	0311		18,282.50			TC1 SCR DISP TO LANDFILL TRANSPORT Per H.T	Yes:153077.REMOVAL
0100	111	002650	002650	107001	0000	0301	0321		151,150.00			First Milestone complete per vender, R. Gratton email-	Yes:159915LGE:INV159915
0100	111	002650	002650	107001	0000	0301	0311		11,631.30			PO-1077161- A&D	Yes:153009.INVESTMENT
0100	111	002650	002650	107001	0000	0301	0311		20,670.27			Change from Vendor -A&D per R. Feider em	Yes:153009.INVESTMENT
0100	111	002650	002650	107001	0000	0301	0321		2,195.00			INV# 15001	Yes:160337LGE:INVESTMENT
0100	111	002650	002650	107001	0000	0411	0321		18,900.00			INV# 0615741	Yes:153047LGE:INVESTMENT
0100	111	002650	002650	107001	0000	0411	0321		39,600.00			INV# 0615741	Yes:161146LGE:INV161146
0100	111	002650	002650	107001	0000	0301	0311		20,794.26			INV# 1129IN017660	Yes:138400.INV138400
0100	111	002650	002650	107001	0000	0301	0321		30,308.45			INV# 19KY03-02-1123	Yes:160337LGE:INVESTMENT
0100	111	002650	002650	107001	0000	0301	0321		18,261.00			INV# 7000	Yes:159065LGE:INVESTMENT
0100	111	002650	002650	107001	0000	0301	0321		4,176.20			INV# 108008	Yes:155443LGE:INV155443
0100	111	002650	002650	107001	0000	0301	0311		2,454.04			INV# 330869R	Yes:152081.INV152081
0100	111	002650	002650	107001	0000	0301	0311		18,623.84			INV# TC-1105201902	Yes:165001.INVESTMENT
0100	111	002650	002650	107001	0000	0301	0311		4,153.24			INV# TC-1021201901	Yes:138400.INV138400
0100	111	002650	002650	107001	0000	0301	0321		49,601.67			CONTRACT CHANGE ORDER Work is complete Cont	Yes:150059LGE:INVESTMENT
0100	111	002650	002650	107001	0000	0653	0311		2,374.00			INV# 557854 FREIGHT	Yes:157246.INVESTMENT
0100	111	002650	002650	107001	0000	0653	0321		8,313.00			INV# 201950007 FREIGHT	Yes:159093LGE:INVESTMENT
0100	111	002650	002650	107001	0000	0653	0321		4,000.00			INV# 466661 FREIGHT	Yes:159091LGE:INVESTMENT
0100	111	002655	002655	107001	0000	0301	0476		36,379.20			INV# 6984	Yes:160887LGE:INV160887
0100	111	002655	002655	107001	0000	0301	0470		69,292.90			INV# 0767082IN	Yes:153070LGE:INVESTMENT
0100	111	002655	002655	107001	0000	0301	0470		316,532.45			INV# 1010530189	Yes:152032LGE:INV152032
0100	111	002655	002655	107001	0000	0301	0470		162,650.00			INV#PP1B41584 allocation per Ball email	Yes:152001LGE:INVESTMENT
0100	111	002655	002655	107001	0000	0301	0470		84,700.00			INV#PP1B41584 allocation per Ball email	Yes:152006LGE:INVESTMENT
0100	111	002650	002650	107001	0000	0301	0311		164,857.51			SOW-TC1-DMW-per contract milestone- WILLIAMS IN	Yes:138400.INV138400
0100	111	002650	002650	108901	0000	0301	0311		53,167.66			SOW-TC1-DMW-per contract milestone- WILLIAMS IN	Yes:138400.REM138400
0100	111	002650	002650	107001	0000	0301	0311		57,478.72			SOW-TC1-SH-per contract milestone- WILLIAMS IN	Yes:165001.INVESTMENT
0100	111	002650	002650	108901	0000	0301	0311		13,857.44			SOW-TC1-SH-per contract milestone- WILLIAMS IN	Yes:165001.REMOVAL
0100	111	002650	002650	107001	0000	0301	0311		294,544.93			SOW-TC1-RH-per contract milestone- WILLIAMS IN	Yes:156930.INVESTMENT
0100	111	002650	002650	108901	0000	0301	0311		43,054.70			SOW-TC1-RH-per contract milestone- WILLIAMS IN	Yes:156930.REMOVAL
0100	111	002650	002650	107001	0000	0301	0311		13,208.56			TC1-SOW-WCS-per contract milestone- WILLIAMS IN	Yes:156930.INVESTMENT
0100	111	002650	002650	108901	0000	0301	0311		1,139.49			TC1-SOW-WCS-per contract milestone- WILLIAMS IN	Yes:156930.REMOVAL
0100	111	002650	002650	107001	0000	0301	0311		468,179.20			Contract Fixed Price/PO 1033616- WILLIAMS INDU	Yes:137039.INVESTMENT
0100	111	002650	002650	108901	0000	0301	0311		117,044.80			Contract Fixed Price/PO 1033616- WILLIAMS INDU	Yes:137039.REMOVAL
0100	111	002650	002650	107001	0000	0301	0311		24,271.76			Contract Change orders per Schultz review- WILLIAMS	Yes:137039.INVESTMENT

Attachment to Response No. 22(b)
 Case No. 2020-00350
 Page 12 of 86
 Garrett

Database ORAOBSPROD.OEBSPROD
 Data Access Set LGE ENERGY LLC
 Ledger LGE ENERGY LLC
 Chart Of Accounts Accounting Flexfield
 Currency USD

Category	* List - Text Accrual
Source	* List - Text Spreadsheet
Accounting Date	* List - Date 12/31/2019
Group ID	Number 12046
Batch Name	Text PG-SML
Journal Name	Text J701-0100-1219
Journal Description	Text Power Generation Accrual
Reverse Journal	List - Text Yes
Reversal Period/Date	List - Text JAN-2020

Upl	Company	Product	Org	Exp Org	Account	IC	Exp Type	Loc	Debit	Credit	Stat Amount	Line Description	Line DFF (Project.Task)
					* List - Text				* Number	* Number	Number	Text	List - Text
		0100	111	002650	502011	0000	0699	0301		217,022.00		December Gypsum Sales (21,702.2 tons x \$9	Yes.TCGYPSUM.SALES
		0100	111	002650	501253	0000	0699	0301		122,222.16		December Fly ash Sales (13,580.24 tons x \$9	Yes.TCFASALES.FASALES
		0100	111	002650	501253	0000	0304	0301	6,029.76			TRAC UNAPPROVED/ATLANTIC	Yes.TC-FABLO.6814036
		0100	111	002650	506109	0000	0304	0321	9,385.20			TRAC UNAPPROVED/ATLANTIC	Yes.TCHLIMOPS.6819364
		0100	111	002650	512100	0000	0304	0301	5,000.18			TRAC UNAPPROVED/ATLANTIC	Yes.TCGYPSUM.7418429
		0100	111	002650	512107	0000	0304	0301	51,708.00			TRAC UNAPPROVED/ATLANTIC	Yes.TC-CCRFAC.7477976
		0100	111	002401	107001	0000	0375	0231	58,009.00			RER Cooling tower pump overhaul Month of	Yes.160707.7598358
		0100	111	002401	512100	0000	0303	0221	21,554.50			MCS Bullnose & periphery liners 65% Mon	Yes.MCPFC.7607883
		0100	111	002401	107001	0000	0301	0231	4,212.29			A&D MC3 SCR CO3 Month of December	Yes.136636.7253964
		0100	111	002401	107001	0000	0375	0221	318,672.00			RMS Energy MC2:Relay (Material) Month of	Yes.132989.7696123
		0100	111	002401	512100	0000	0301	0201	55,000.00			C & B Energy Cleaning Screenwell Intakes	Yes.MCSW.7697983
		0100	111	002401	513100	0000	0301	0231	13,821.50			MD&A CO-25,Bullgear Repair Month of Dec	Yes.MC3F19TUR.7544568
		0100	112	002401	513100	0000	0301	0231	16,800.34			Thompson Industrial Services MC3F19PB	Yes.MC3F19PB.7687001
		0100	111	002401	512100	0000	0301	0211	26,056.56			Thompson Industrial Services MC1 Airheat	Yes.MCFANS.7689372
		0100	111	002401	512100	0000	0301	0221	25,373.36			Thompson Industrial Services MC2 Airheat	Yes.MCFANS.7670058
		0100	111	002401	513100	0000	0301	0231		69,000.00		MD&A CO-30 Credit Month of December	Yes.MC3F19TUR.7544568
		0100	111	002401	513100	0000	0301	0231		107,450.00		MD&A COD for final milestone allocation M	Yes.MC3F19TUR.7544568
		0100	111	002401	107001	0000	0375	0231	68,681.00			MD&A COD for final milestone allocation M	Yes.142399.7466520
		0100	111	002401	107001	0000	0375	0231	3,709.00			MD&A COD for final milestone allocation M	Yes.143637.7202773
		0100	111	002401	107001	0000	0375	0231	2,807.00			MD&A COD for final milestone allocation M	Yes.154408.7628731
		0100	111	002401	107001	0000	0375	0231	6,266.00			MD&A COD for final milestone allocation M	Yes.160618.7628735
		0100	111	002401	107001	0000	0375	0231	8,437.00			MD&A COD for final milestone allocation M	Yes.160619.7628737
		0100	111	002401	107001	0000	0375	0231	17,550.00			MD&A COD for final milestone allocation M	Yes.160620.7628741
		0100	111	002401	107001	0000	0375	0241	517,960.00			GSE Systems DCS Simulator Milestone 1	Yes.158954.7631132
		0100	111	002401	107001	0000	0375	0241	137,519.00			GSE Systems DCS Simulator Milestone 2	Yes.158954.7631132
		0100	111	002401	502001	0000	0303	0201	8,600.00			Charah Inc. Beneficial Use Truck loading M	Yes.MC3F19TUR.7544568
		0100	111	002401	502001	0000	0304	0201	2,800.00			Charah Inc. Beneficial Use Truck loading M	Yes.MC3F19TUR.7544568
		0100	111	002401	502001	0000	0304	0201	19,339.00			Charah Inc. Charah Gypsum barge loading	Yes.MC3F19TUR.7544568
		0100	111	002401	502001	0000	0304	0201	36,370.50			Charah Inc. Charah Base contract payment	Yes.MC3F19TUR.7544568
		0100	111	002401	502011	0000	0699	0201	10,109.92			Cemex Gypsum Subsidy over 40k tons Mo	Yes.MC3F19TUR.7544568
		0100	111	002401	502011	0000	0699	0201	8,117.00			Cemex Gypsum Subsidy over 40k tons Mo	Yes.MC3F19TUR.7544568
		0100	111	002401	502011	0000	0699	0201	29,853.84			Cemex Gypsum Subsidy over 40k tons Mo	Yes.MC3F19TUR.7544568
		0100	111	002401	502011	0000	0699	0201	33,863.96			Cemex Gypsum Subsidy over 40k tons Mo	Yes.MC3F19TUR.7544568
		0100	111	002401	502011	0000	0699	0201	27,523.64			Cemex Gypsum Subsidy over 40k tons Mo	Yes.MC3F19TUR.7544568
		0100	111	002401	502011	0000	0699	0201	18,800.00			Cemex Gypsum Subsidy over 40k tons Mo	Yes.MC3F19TUR.7544568
		0100	111	002401	502011	0000	0699	0201		160,000.00		Essroc Gypsum Penalty for Bottom Ash for	Yes.MC3F19TUR.7544568
		0100	111	002401	502001	0000	0304	0201	11,562.00			Charah Inc. Charah Hauling Gypsum to Ko	Yes.MC3F19TUR.7544568
		0100	111	002401	502011	0000	0699	0201		12,000.00		Sul4R-Plus MC Pellet Plant Subsidy Invoic	Yes.MC3F19TUR.7544568
		0100	111	002401	501200	0000	0303	0201	44,000.00			Charah Inc. Daily Fly Ash activities Month	Yes.MC3F19TUR.7544568
		0100	111	002401	501200	0000	0304	0201	15,000.00			Charah Inc. Daily Fly Ash activities Month	Yes.MC3F19TUR.7544568
		0100	111	002401	501253	0000	0699	0201		55,000.00		Cemex Fly Ash Subsidy for December Mon	Yes.MC3F19TUR.7544568
		0100	111	002401	501253	0000	0699	0201		97,200.00		Charah Inc. Fly Ash Market Subsidy for De	Yes.MC3F19TUR.7544568
		0100	111	002401	501253	0000	0699	0201		200,000.00		Charah Inc. Fly Ash Market Penalty for We	Yes.MC3F19TUR.7544568
		0100	111	002401	512017	0000	0301	0201	14,000.00			Atlas Machine Leachate Pump Install Mont	Yes.MC3F19TUR.7544568
		0100	111	002401	512017	0000	0301	0201	5,000.00			Ready Electric Electric for SPP Overhead	Yes.MC3F19TUR.7544568
		0100	111	002401	107001	0000	0303	0241	20,000.00			CSS Mechanical MC air handler #7 build	Yes.161069.7647595
		0100	111	002401	107001	0000	0375	0231	98,000.00			Or Fire Protection MC4 TDBFP Fire Protec	Yes.156667.7702011
		0100	111	002401	107001	0000	0375	0241	98,000.00			Or Fire Protection MC4 TDBFP Fire Protec	Yes.156667.7702011

Attachment to the response to the Freedom of Information Act request No. 22(b) dated 12/11/2019

Database ORAOEBSPROD.OEBSPROD
 Data Access Set LGE:ENERGY LLC
 Ledger LGE ENERGY LLC
 Chart Of Accounts Accounting Flexfield
 Currency USD

Category	* List - Text Accrual
Source	* List - Text Spreadsheet
Accounting Date	* List - Date 12/31/2019
Group ID	Number 12046
Batch Name	Text PG-SML
Journal Name	Text J701-0100-1219
Journal Description	Text Power Generation Accrual
Reverse Journal	List - Text Yes
Reversal Period/Date	List - Text JAN-2020

Upl	Company	Product	Org	Exp Org	Account	IC	Exp Type	Loc	Debit	Credit	Stat Amount	Line Description	Line DFF (Project/Task)
					* List - Text				* Number	* Number	Number	Text	List - Text
	0100	111	002401	002401	107001	0000	0375	0221	118,000.00			Orr Fire Protection MC2 Fire Protection MC	Yes.154391.7702017
	0100	111	002401	002401	513100	0000	0303	0231	17,000.00			Ready Electric Misc MC3 Cooling Tower R	Yes.MC3F19PB.7664732
	0100	111	002401	002401	513100	0000	0303	0201	64,982.00			Ready Electric Misc Pull Box Repair and R	Yes.MCPRD.7628732
	0100	111	002401	002401	107001	0000	0375	0231		17,000.00		Ready Electric Misc MC3 Cooling Tower R	Yes.153884.7599765
	0100	111	002401	002401	107001	0000	0375	0231	391,122.00			Energis MC 3B Transformer Month of Dec	Yes.151255.7396006
	0100	111	002401	002401	107001	0000	0375	0231	389,944.00			Energis MC 3C Transformer Month of Dec	Yes.139721.6838560
	0100	111	002401	002401	512100	0000	0303	0231	7,633.00			Ready Electric GE Zonal Demo Work Mon	Yes.MC3F19BL.7518320
	0100	111	002401	002401	512156	0000	0301	0241	8,300.00			BWF MC4 PJFF Testing Results Month of	Yes.MC PJFF.7670760
	0100	111	002401	002401	107001	0000	0301	0231	110,000.00			Tei-C HX MC3 Feedwater Heaters 1+2 Re	Yes.139892.6922693
	0100	111	002401	002401	107001	0000	0375	0231	36,000.00			United Group Services Roof Drain replac	Yes.154593.7594494
	0100	111	002401	002401	107001	0000	0375	0231	506,000.00			United Group Services Roof Drain replac	Yes.154593.7594494
	0100	111	002401	002401	107001	0000	0375	0231	41,400.00			United Group Services Roof Drain replac	Yes.154593.7594494
	0100	111	002401	002401	108901	0000	0375	0231	10,000.00			United Group Services Roof Drain replac	Yes.154593.154593 10B
	0100	111	002401	002401	107001	0000	0375	0231	3,000.00			United Group Services Roof Drain replac	Yes.154593.7594494
	0100	111	002401	002401	107001	0000	0375	0241	7,000.00			NEC MC Shipley Lane Property Demo. Mon	Yes.159692.PROPERTY
	0100	111	002401	002401	107001	0000	0375	0241	136,860.00			NEC MC Shipley Lane Property Demo. Mon	Yes.159692.PROPERTY
	0100	111	002401	002401	107001	0000	0375	0241	6,020.00			Kentucky Natural Lands Trust MC Shipley	Yes.159692.PROPERTY
	0100	111	002401	002401	512100	0000	0304	0201	133,490.00			C&B Marine Barge Cell Repairs Month of	Yes.MCCYBARGE.7702001
	0100	111	002401	002401	107001	0000	0375	0231	10,670.00			Thompson Industrial Services Industrial Cle	Yes.136636.7253964
	0100	111	002401	002401	513100	0000	0301	0231		10,670.00		Thompson Industrial Services Industrial Cle	Yes.MC3F19PB.7664732
	0100	111	002401	002401	107001	0000	0375	0241	30,070.88			Babcock & Wilcox MC4 SSH Outlet CO Mo	Yes.156753.7313370
	0100	111	002401	002401	512055	0000	303	0201	29,814.36			OTP A Clearwell Pump Rebuild Month of	Yes.MCWFGD.7655458
	0100	111	002401	002401	512055	0000	301	0201	4,992.00			OTP A Clearwell Pump Rebuild Month of	Yes.MCWFGD.7655458
	0100	111	002401	002401	511100	0000	301	0231	8,120.10			Charah Inc. Cooling Tower Grading Month	Yes.MCGROUNDS.7610257
	0100	111	002401	002401	511100	0000	303	0231	8,268.65			Charah Inc. Cooling Tower Grading Month	Yes.MCGROUNDS.7610257
	0100	111	002401	002401	107001	0000	0375	0241		13,000.00		Unifin U4 Hydrogn Cooler - Credit Month	Yes.154341.7257631
	0100	111	002401	002401	512100	0000	0301	0231	49,000.00			TEI MC3F19BL Boiler Work Month of Nov	Yes.MC3F19BL.7572393
	0100	111	002401	002401	512100	0000	0303	0231	22,000.00			TEI MC3F19BL Boiler Work Month of Nov	Yes.MC3F19BL.7518314
	0100	111	002401	002401	512100	0000	0301	0231	18,407.63			TEI MC3F19BL Boiler Work Month of Nov	Yes.MC3F19BL.7518307
	0100	111	002401	002401	512100	0000	0301	0231	7,741.67			TEI MC3F19BL Boiler Work Month of Nov	Yes.MC3F19BL.7518318
	0100	111	002401	002401	512100	0000	0301	0231	1,849.19			TEI MC3F19BL Boiler Work Month of Nov	Yes.MC3F19BL.7518319
	0100	111	002401	002401	512100	0000	0301	0231	3,497.22			TEI MC3F19BL Boiler Work Month of Nov	Yes.MC3F19BL.7518320
	0100	111	002401	002401	512100	0000	0301	0231	8,038.26			TEI MC3F19BL Boiler Work Month of Nov	Yes.MC3F19BL.7631644
	0100	111	002401	002401	512100	0000	0303	0231	4,000.00			TEI MC3F19BL Boiler Work Month of Nov	Yes.MC3F19BL.7518311
	0100	111	002401	002401	512100	0000	0303	0231	9,000.00			TEI MC3F19BL Boiler Work Month of Nov	Yes.MC3F19BL.7503666
	0100	111	002401	002401	512100	0000	0301	0231	65,300.00			TEI MC3F19BL Boiler Work Month of Nov	Yes.MC3F19BL.7518306
	0100	111	002401	002401	512100	0000	0301	0231		9,723.11		TEI MC3F19BL Boiler Work Month of Nov	Yes.MC3F19BL.7518304
	0100	111	002401	002401	512100	0000	0301	0231	13,000.00			TEAM MC3F19BL Boiler NDE Month of No	Yes.MC3F19BL.7518318
	0100	111	002401	002401	512100	0000	0301	0231	88,000.00			Petrochem MC3F19 Boiler Scaffold Month	Yes.MC3F19BL.7518304
	0100	111	002401	002401	107001	0000	0375	0231	60,000.00			Petrochem MC3F19 Boiler Scaffold Month	Yes.147058.7309271
	0100	111	002401	002401	107001	0000	0375	0231	33,500.00			TEAM MC3F19 Boiler NDE Month of Nov	Yes.139871.7501950
	0100	111	002401	002401	107001	0000	0375	0231	6,600.00			TEI MC3 Sec Air Meters -Material Rentals	Yes.154541.7560599
	0100	111	002401	002401	107001	0000	0375	0231	27,000.00			TEI MC3F19 Boiler Work Month of Novem	Yes.139871.7501950
	0100	111	002401	002401	107001	0000	0375	0231	4,800.00			Thompson Industrial Services MC3 Outage	Yes.139889.7491193
	0100	111	002401	002401	107001	0000	0375	0231		10,667.63		B&W Credit for terminal tube stud repair	Case No. 2020-00350
	0100	111	002401	002401	513100	0000	0301	0201	36,963.00			GE Baker Hughes GE 5 Year CAP Agree	Yes.MCCU.7710031
	0100	112	002401	002401	513100	0000	0301	0231	325,000.00			MC3F19TUR bearing work Month of	Yes.MC3F19TUR.7686981
	0100	112	002401	002401	513100	0000	0301	0231	6,195.00			CBI MC3F19TUR bearing work T3 Month	Yes.MC3F19TUR.7686981

Attachment to Case No. 2020-00350
 Attachment to Case No. 22(b)
 Page 14 of 86

Database ORAOEBSPROD.OEBSPROD
 Data Access Set LGE ENERGY LLC
 Ledger LGE ENERGY LLC
 Chart Of Accounts Accounting Flexfield
 Currency USD

Category	* List - Text Accrual
Source	* List - Text Spreadsheet
Accounting Date	* List - Date 12/31/2019
Group ID	Number 12046
Batch Name	Text PG-SML
Journal Name	Text J701-0100-1219
Journal Description	Text Power Generation Accrual
Reverse Journal	List - Text Yes
Reversal Period/Date	List - Text JAN-2020

Upl	Company	Product	Org	Exp Org	Account	IC	Exp Type	Loc	Debit	Credit	Stat Amount	Line Description	Line DFF (Project.Task)
					* List - Text				* Number	* Number	Number	Text	List - Text
0100	112	002401	002401	513100	0000	0301	0231	47,992.50				Reladyne MC3F19TUR oil flush Month of Dec	Yes.MC3F19TUR.7686981
0100	112	002401	002401	513100	0000	0301	0231	2,695.00				Incorp MC3F19TUR bearing work scaffolding	Yes.MC3F19TUR.7686981
0100	111	002401	002401	108901	0000	0301	0231	2,100.00				Incorp Scaffolding Organization for absorber	Yes.161074.7654775
0100	111	002401	002401	107001	0000	0301	0231	2,100.00				Incorp Reinsulate Unit #3.Precipitator Floor	Yes.156789.7574895
0100	111	002401	002401	511100	0000	0301	0211	5,705.00				Incorp Building enclosure Unit 1&2.PJFF V	Yes.MCSTB.7637807
0100	112	002401	002401	512101	0000	0301	0231	1,792.00				PIC Group inc..MC3F19PB-SCR thermal d	Yes.MC3F19PB.7683169
0100	111	002401	002401	107001	0000	0375	0241	103,288.00				Babcock & Wilcox MC4 SSH Outlet 0301	Yes.156753.7313370
0100	111	002401	002401	512101	0000	0304	0231	2,067.52				PIC Labor in TRAC Month of December	Yes.MC3F19PB.7684393
0100	111	002401	002401	513100	0000	0304	0231	587.08				PIC Labor in TRAC Month of December	Yes.MC3F19TUR.7502545
0100	111	002401	002401	511100	0000	0304	0201	4,709.97				PIC Labor in TRAC Month of December	Yes.MCADMIN.7504089
0100	111	002401	002401	512100	0000	0304	0201	3,468.14				PIC Labor in TRAC Month of December	Yes.MCBL.7387010
0100	111	002401	002401	502004	0000	0304	0201	12,206.72				PIC Labor in TRAC Month of December	Yes.MCByPROD.7469336
0100	111	002401	002401	512100	0000	0304	0201	594.32				PIC Labor in TRAC Month of December	Yes.MCCHG.7700359
0100	111	002401	002401	512100	0000	0304	0201	1,798.84				PIC Labor in TRAC Month of December	Yes.MCCYBARGE.7698851
0100	111	002401	002401	512100	0000	0304	0201	2,825.30				PIC Labor in TRAC Month of December	Yes.MCFUELCON.7692757
0100	111	002401	002401	501090	0000	0304	0201	23,797.19				PIC Labor in TRAC Month of December	Yes.MCFUELUNL.7504061
0100	111	002401	002401	512017	0000	0304	0201	1,664.84				PIC Labor in TRAC Month of December	Yes.MCGPPMAIN.7667897
0100	111	002401	002401	502004	0000	0304	0201	1,000.00				PIC Labor in TRAC Month of December	Yes.MCLIMEOPS.7091950
0100	111	002401	002401	502004	0000	0304	0201	11,397.96				PIC Labor in TRAC Month of December	Yes.MCLIMEOPS.7296080
0100	111	002401	002401	512100	0000	0304	0231	4,003.12				PIC Labor in TRAC Month of December	Yes.MCPFC.7674314
0100	111	002401	002401	512100	0000	0304	0201	656.22				PIC Labor in TRAC Month of December	Yes.MCPLANT.7538981
0100	111	002401	002401	502100	0000	0304	0201	12,453.96				PIC Labor in TRAC Month of December	Yes.MCPWSOPS.7654804
0100	111	002401	002401	512017	0000	0304	0201	2,622.24				PIC Labor in TRAC Month of December	Yes.MCSPPMAIN.7692797
0100	111	002401	002401	511100	0000	0304	0201	4,378.17				PIC Labor in TRAC Month of December	Yes.MCSTB.7356662
0100	111	002401	002401	514100	0000	0304	0201	168.96				PIC Labor in TRAC Month of December	Yes.MCTRANSPO.7504064
0100	111	002401	002401	107001	0000	0304	0211	1,131.12				PIC Labor in TRAC Month of December	Yes.160557.7684419
0100	111	002401	002401	512005	0000	0304	0201	508.28				PIC Labor in TRAC Month of December	Yes.MCLIMEUNL.7694243
0100	111	002401	002401	512100	0000	0304	0221	443.00				PIC Labor in TRAC Month of December	Yes.MC2S19BL.7692869
0100	111	002401	002401	514100	0000	0304	0201	277.78				PIC Labor in TRAC Month of December	Yes.MCEQUIP.7674069
0100	111	002401	002401	512100	0000	0304	0201	236.12				PIC Labor in TRAC Month of December	Yes.MCSTACKER.7701007
0100	111	002401	002401	502004	0000	0304	0201	1,323.68				PIC Labor in TRAC Month of December	Yes.MCLIMEOPS.7296080
0100	111	002401	002401	502100	0000	0304	0201	1,462.80				PIC Labor in TRAC Month of December	Yes.MCPWSOPS.7654804
0100	111	002401	002401	506100	0000	0301	0201			4,757.45		Indiana University refund for invoice number	Yes.MCADMIN.IUS
0100	111	002130	002130	186074	0000	0375	0172	51,893.74				CR7 LTPC Variable Fee CT1 Service (LGE) Siemens - Q4	Yes.CR7LTPC.LTPC186
0100	111	002130	002130	186074	0000	0475	0172	127,050.20				CR7 LTPC Variable Fee CT1 Matl (LGE) Siemens - Q4	Yes.CR7LTPC.LTPC186
0100	111	002130	002130	186074	0000	0375	0172	52,416.15				CR7 LTPC Variable Fee CT2 Service (LGE) Siemens - Q4	Yes.CR7LTPC.LTPC186
0100	111	002130	002130	186074	0000	0475	0172	128,329.19				CR7 LTPC Variable Fee CT2 Matl (LGE) Siemens - Q4	Yes.CR7LTPC.LTPC186
0100	141	006250	006250	232031	0000	0699	0000			9,184,665.43			Yes.102893.232031

Case No. 2020-00350

Attachment to Response to AG-KIUC-2 Question No. 22(b)

Page 15 of 86

Database ORAOEBSPROD.OEBSPROD
 Data Access Set LGE ENERGY LLC
 Ledger LGE ENERGY LLC
 Chart Of Accounts Accounting Flexfield
 Currency USD

Category	* List - Text Accrual
Source	* List - Text Spreadsheet
Accounting Date	* List - Date 12/31/2019
Group ID	Number 12046
Batch Name	Text PG-SML
Journal Name	Text J701-0100-1219
Journal Description	Text Power Generation Accrual
Reverse Journal	List - Text Yes
Reversal Period/Date	List - Text JAN-2020

Upl	Company	Product	Org	Exp Org	Account	IC	Exp Type	Loc	Debit * Number	Credit * Number	Stat Amount Number	Line Description Text	Line DFF (Project.Task) List - Text
	0100	141	006250	006250	232032	0000	0699	0000		922,881.59			Yes.102893.232032
	0100	141	006250	006250	232033	0000	0699	0000					Yes.102893.232033
	0100	141	006250	006250	143053	0000	0699	0000					Yes.102893.143053
	0100	141	006250	006250	143012	0000	0699	0000	863,444.16			Power Generation Monthly Accrual - Beneficial	Yes.102893.143012
	0100	111	006250	006250	232001	0000	0699	0000		2,851,848.39		Power Generation Monthly Accrual	Yes.102893.PPD
	0100	141	006250	006250	163016	0000	0455	0000				Power Generation Inventory Adjustment	
Totals:									14,071,824.16	14,071,824.16			

Description: Power Generation Monthly Accrual

Prepared by: S Lasler

Approved by:  Stacy Ritchey

Posted by:  01/03/2020

Upload/Concurrent ID: 51115750

Posted/Concurrent ID: 51116111

rev
51169424
Lasler 01/03/2020

Case No. 2020-00350
 Attachment to Response to AG-KIUC-2 Question No. 22(b)

Page 16 of 86

Garrett Page 8 of 8

Database ORAOEBSPROD.OEBSPROD
 Data Access Set LGE ENERGY LLC
 Ledger LGE ENERGY LLC
 Chart Of Accounts Accounting Flexfield
 Currency USD

Category	* List - Text Accrual
Source	* List - Text Spreadsheet
Accounting Date	* List - Date 2/29/2020
Group ID	Number 12046
Batch Name	Text PG-SML
Journal Name	Text J701-0100-0220
Journal Description	Text Power Generation Accrual
Reverse Journal	List - Text Yes
Reversal Period/Date	List - Text MAR-2020

Upl	Company	Product	Org	Exp Org	Account	IC	Exp Type	Loc	Debit	Credit	Stat Amount	Line Description	Line DFF (Project.Task)
				* List - Text					* Number	* Number	Number	Text	List - Text
	0100	111	002650	002650	507100	0000	0301	0311	675.00			FEB Unbilled Tank Rental	Yes.TC-GA-.RENTAL
	0100	111	002655	002650	550100	0000	0301	0472	625.00			FEB Unbilled Tank Rental	Yes.TCALLCT.RENTAL
	0100	111	002650	002650	512100	0000	0304	0301	173,391.80			TRAC UNAPPROVED/ATLANTIC	Yes.TC000PLT.ACCRUAL
	0100	111	002650	002650	502100	0000	0304	0301	29,915.39			TRAC UNAPPROVED/ATLANTIC/Process Wat	Yes.TC-PWOPS.7640833
	0100	111	002650	002650	512101	0000	0455	0321		22,399.00		INV# 55602 COD NEEDED (CHARGED Incorr	Yes.TC-SCR.7691415
	0100	111	002650	002650	512100	0000	0455	0311	2,323.77			PO -1037074TECHNICAL ENVIRONMENTAL SOLU	Yes.TC1F19OUT.7548468
	0100	111	002650	002650	512100	0000	0301	0311	550.00			PO -1041381HIBBS ELECTROMECHANICAL	Yes.TC1F19OUT.7573314
	0100	111	002650	002650	512100	0000	0455	0311	270.00			PO -1041737SUNBELT RENTALS INC	Yes.TC1F19OUT.7543797
	0100	111	002650	002650	513100	0000	0301	0311	3,392.24			PO -1042851ATLAS MACHINE AND SUPPLY	Yes.TC1F19OUT.7533248
	0100	111	002650	002650	513100	0000	0653	0311	250.00			PO -1047627CHOWNINGS PRESSURE WAS	Yes.TC1F19OUT.7586772
	0100	111	002650	002650	512100	0000	0301	0311	25,989.60			INV# 328064	Yes.TC1F19OUT.7543795
	0100	111	002650	002650	512100	0000	0301	0311	52,947.97			INV#19KY03-04-1123A	Yes.TC1F19OUT.7490579
	0100	111	002650	002650	107001	0000	0411	0321	18,772.89			INV# 53275	Yes.160677LGE.INV160677
	0100	111	002650	002650	108901	0000	0301	0311	18,282.50			PO 1047133	Yes.153077.REMOVAL
	0100	111	002650	002650	107001	0000	0301	0311	2,454.04			INV# 330869R	Yes.152081.INV152081
	0100	111	002650	002650	107001	0000	0301	0321	49,601.67			INV# 8544	Yes.150059LGE.INVESTMENT
	0100	111	002650	002650	107001	0000	0301	0321	37,800.00			INV# 0615879	Yes.161146LGE.INV161146
	0100	111	002650	002650	107001	0000	0301	0321	11,600.00			INV# 0615879	Yes.153047LGE.INVESTMENT
	0100	111	002650	002650	107001	0000	0301	0321	44,200.00			INV# 0615879	Yes.159920LGE.INV159920
	0100	111	002650	002650	107001	0000	0455	0321	22,399.00			INV# 55602 COD NEEDED (CHARGED Incorr	Yes.153080LGE.INV153080
	0100	111	002650	002650	502011	0000	0699	0301		204,897.00		February Gypsum Sales (20,489.70 tons x \$10/ton) -Unit	Yes.TCGYPSUM.SALES
	0100	111	002650	002650	501253	0000	0699	0301		122,336.91		February Fly ash Sales (13,592.99 tons x \$9/ton)	Yes.TCFASALES.FASALES
	0100	111	002650	002650	512100	0000	0304	0301	6,310.73			TRAC UNAPPROVED/ATLANTIC	Yes.TCGYPSUM.7418429
	0100	111	002650	002650	512107	0000	0304	0301	74,038.94			TRAC UNAPPROVED/ATLANTIC	Yes.TC-CCRFA.7477976
	0100	111	002120	002120	542100	0000	0301	0450	1,300.00			Unio Falls Hoist & Crane February 2020	Yes.OFSTBSCH.MISC
	0100	111	002120	002120	535100	0000	0301	0450	1,830.00			Accrual Estimate	Yes.OFADMIN.SLABOR
	0100	111	002120	002120	539100	0000	0304	0450	1,163.20			Unio Falls Hoist & Crane February 2020 Accrual	Yes.OFOPSSITE.6852385
	0100	111	002140	002140	549100	0000	0304	0432	564.90			Estimate	Yes.PROPSSITE.6852387
	0100	111	002140	002140	553010	0000	0301	0432	5,000.00			Paddys Run Assured Assets February	Yes.CTPR13.MISC553
	0100	111	002140	002140	553010	0000	0301	0432	1,165.00			2020 Accrual Estimate	Yes.CTPR13.MISC553
	0100	111	002130	002130	549100	0000	0413	0172	7,328.00			Paddys Run Foreberg Scientific February	Yes.CRCHM.BRENNTAG549
	0100	111	002130	002130	552100	0000	0301	0172	6,000.00			2020 Accrual Estimate	Yes.CRSB.PLANTMISC552
	0100	111	002130	002130	549100	0000	0304	0172	1,728.00			Estimate	Yes.CRSP.PLANTMISC554
	0100	111	002130	002130	554100	0000	0301	0172	474.80			CR7 FPG Feb 2020 Accrual Estimate	Yes.CRSP.PLANTMISC554

Attachment to Response to AG-KIUC-2 Question No. 22(b)
 Case No. 2020-00350

Database ORAOEBSPROD.OEBSPROD
 Data Access Set LGE ENERGY LLC
 Ledger LGE ENERGY LLC
 Chart Of Accounts Accounting Flexfield
 Currency USD

Category	* List - Text Accrual
Source	* List - Text Spreadsheet
Accounting Date	* List - Date 2/29/2020
Group ID	Number 12046
Batch Name	Text PG-SML
Journal Name	Text J701-0100-0220
Journal Description	Text Power Generation Accrual
Reverse Journal	List - Text Yes
Reversal Period/Date	List - Text MAR-2020

Upl	Company	Product	Org	Exp Org	Account	IC	Exp Type	Loc	Debit	Credit	Stat Amount	Line Description	Line DFF (Project.Task)
				* List - Text					* Number	* Number	Number	Text	List - Text
	0100	111	002130	002130	553010	0000	0301	0172	1,876.90			CR7 Incorp Feb 2020 Accrual Estimate	Yes.CRXXFM.PLANTMISC553
	0100	111	002130	002130	552100	0000	0301	0172	958.03			CR7 PIC AUX Feb 2020 Accrual Estimate	Yes.CR07S20.7195893
	0100	111	002130	002130	553010	0000	0301	0172	848.70			CR7 PIC AUX Feb 2020 Accrual Estimate	Yes.CR07S20.7201972
	0100	112	002130	002130	553200	0000	0301	0172	1,224.17			CR7 PIC AUX Feb 2020 Accrual Estimate	Yes.CR07S20.7308643
	0100	112	002130	002130	554100	0000	0301	0172	593.92			CR7 PIC AUX Feb 2020 Accrual Estimate	Yes.CR07S20.7346114
	0100	111	002130	002130	554100	0000	0301	0172	1,216.92			CR7 PIC AUX Feb 2020 Accrual Estimate	Yes.CR07S20.7453108
	0100	111	002130	002130	554100	0000	0301	0172	682.30			CR7 PIC AUX Feb 2020 Accrual Estimate	Yes.CR07S20.7586869
	0100	111	002130	002130	553200	0000	0301	0172	1,659.42			CR7 PIC AUX Feb 2020 Accrual Estimate	Yes.CR07S20.7695520
	0100	111	002130	002130	553200	0000	0301	0172	1,661.37			CR7 PIC AUX Feb 2020 Accrual Estimate	Yes.CR07S20.7695523
	0100	111	002130	002130	553200	0000	0301	0172	2,390.80			CR7 PIC AUX Feb 2020 Accrual Estimate	Yes.CR07S20.7695524
	0100	111	002130	002130	554100	0000	0301	0172	6,127.24			CR7 PIC AUX Feb 2020 Accrual Estimate	Yes.CR07S20.7702750
	0100	112	002130	002130	553200	0000	0301	0172	407.90			CR7 PIC AUX Feb 2020 Accrual Estimate	Yes.CR07S20.7724366
	0100	112	002130	002130	553200	0000	0301	0172	1,790.25			CR7 PIC AUX Feb 2020 Accrual Estimate	Yes.CR07S20.7724367
	0100	112	002130	002130	553010	0000	0301	0172	649.70			CR7 PIC AUX Feb 2020 Accrual Estimate	Yes.CR07S20.7724374
	0100	112	002130	002130	553200	0000	0301	0172	1,250.25			CR7 PIC AUX Feb 2020 Accrual Estimate	Yes.CR07S20.7724382
	0100	112	002130	002130	554100	0000	0301	0172	2,348.32			CR7 PIC AUX Feb 2020 Accrual Estimate	Yes.CR07S20.7724386
	0100	112	002130	002130	553010	0000	0301	0172	3,638.32			CR7 PIC AUX Feb 2020 Accrual Estimate	Yes.CR07S20.7724478
	0100	112	002130	002130	554100	0000	0301	0172	757.64			CR7 PIC AUX Feb 2020 Accrual Estimate	Yes.CR07S20.7724565
	0100	112	002130	002130	553010	0000	0301	0172	682.30			CR7 PIC AUX Feb 2020 Accrual Estimate	Yes.CR07S20.7724651
	0100	111	002130	002130	553200	0000	0301	0172	1,824.96			CR7 PIC AUX Feb 2020 Accrual Estimate	Yes.CR07S20.7728198
	0100	111	002130	002130	553200	0000	0301	0172	2,443.34			CR7 PIC AUX Feb 2020 Accrual Estimate	Yes.CR07S20.7728201
	0100	111	002130	002130	553200	0000	0301	0172	1,269.35			CR7 PIC AUX Feb 2020 Accrual Estimate	Yes.CR07S20.7728205
	0100	111	002130	002130	553200	0000	0301	0172	3,879.85			CR7 PIC AUX Feb 2020 Accrual Estimate	Yes.CR07S20.7728208
	0100	111	002130	002130	553010	0000	0301	0172	2,316.64			CR7 PIC AUX Feb 2020 Accrual Estimate	Yes.CR07S20.7728221

Attachment to Response to AG-KIU Case No. 2020-00350
 C-2 Question No. 22(b)

Database ORAOEBSPROD.OEBSPROD
 Data Access Set LGE ENERGY LLC
 Ledger LGE ENERGY LLC
 Chart Of Accounts Accounting Flexfield
 Currency USD

Category	* List - Text Accrual
Source	* List - Text Spreadsheet
Accounting Date	* List - Date 2/29/2020
Group ID	Number 12046
Batch Name	Text PG-SML
Journal Name	Text J701-0100-0220
Journal Description	Text Power Generation Accrual
Reverse Journal	List - Text Yes
Reversal Period/Date	List - Text MAR-2020

Upl	Company	Product	Org	Exp Org	Account	IC	Exp Type	Loc	Debit	Credit	Stat Amount	Line Description	Line DFF (Project.Task)
					* List - Text				* Number	* Number	Number	Text	List - Text
	0100	111	002130	002130	553200	0000	0301	0172	75,638.05			CR7 PIC AUX Feb 2020 Accrual Estimate	Yes.CR07S20.7730982
	0100	112	002130	002130	553200	0000	0301	0172	1,345.92			CR7 PIC AUX Feb 2020 Accrual Estimate	Yes.CR07S20.7735873
	0100	112	002130	002130	554100	0000	0301	0172	348.76			CR7 PIC AUX Feb 2020 Accrual Estimate	Yes.CR07S20.7738474
	0100	112	002130	002130	552100	0000	0301	0172	1,612.30			CR7 PIC AUX Feb 2020 Accrual Estimate	Yes.CR07S20.7761282
	0100	111	002130	002130	553200	0000	0301	0172	1,801.91			CR7 PIC AUX Feb 2020 Accrual Estimate	Yes.CRHS1.PLANTMISC553
	0100	111	002130	002130	553200	0000	0301	0172	235.32			CR7 PIC AUX Feb 2020 Accrual Estimate	Yes.CRHS2.PLANTMISC553
	0100	111	002130	002130	552100	0000	0301	0172	2,611.28			CR7 PIC AUX Feb 2020 Accrual Estimate	Yes.CRSB.PLANTMISC552
	0100	111	002130	002130	553010	0000	0301	0172	333.04			CR7 PIC AUX Feb 2020 Accrual Estimate	Yes.CRST.PLANTMISC553
	0100	111	002130	002130	553200	0000	0301	0172	239.44			CR7 PIC SUP Feb 2020 Accrual Estimate	Yes.CR07S20.7695520
	0100	111	002130	002130	553200	0000	0301	0172	514.17			CR7 PIC SUP Feb 2020 Accrual Estimate	Yes.CR07S20.7695524
	0100	112	002130	002130	553200	0000	0301	0172	242.80			CR7 PIC SUP Feb 2020 Accrual Estimate	Yes.CR07S20.7724367
	0100	112	002130	002130	553200	0000	0301	0172	271.37			CR7 PIC SUP Feb 2020 Accrual Estimate	Yes.CR07S20.7724382
	0100	111	002130	002130	553200	0000	0301	0172	514.17			CR7 PIC SUP Feb 2020 Accrual Estimate	Yes.CR07S20.7728208
	0100	111	002130	002130	553200	0000	0301	0172	8,624.14			CR7 PIC SUP Feb 2020 Accrual Estimate	Yes.CR07S20.7730982
	0100	112	002130	002130	553200	0000	0301	0172	580.46			CR7 PIC SUP Feb 2020 Accrual Estimate	Yes.CR07S20.7735873
	0100	112	002130	002130	552100	0000	0301	0172	1,054.50			CR7 PIC SUP Feb 2020 Accrual Estimate	Yes.CR07S20.7761284
	0100	111	002130	002130	553200	0000	0301	0172	239.44			CR7 PIC SUP Feb 2020 Accrual Estimate	Yes.CRHS2.PLANTMISC553
	0100	111	002130	002130	549100	0000	0301	0172	8,600.84			CR7 PIC SUP Feb 2020 Accrual Estimate	Yes.CROPSITE.PLANTMISC549
	0100	111	002130	002130	552100	0000	0301	0172	2,109.00			CR7 PIC SUP Feb 2020 Accrual Estimate	Yes.CRSB.PLANTMISC552
	0100	111	002130	002130	554100	0000	0301	0172	140.60			CR7 PIC SUP Feb 2020 Accrual Estimate	Yes.CRWW.PLANTMISC554
	0100	112	002130	002130	554100	0000	0304	0172	379.38			Accrual Estimate	Yes.CR07S20.7724386
	0100	111	002130	002130	552100	0000	0304	0172	508.16			CR7 Service Shop PIC SUP Feb 2020 Accrual Estimate	Yes.CRSB.7738216
	0100	111	002130	002130	549100	0000	0455	0172	4,170.00			CR7 Safetec Feb 2020 Accrual Estimate	Yes.CRHLTH.SAFETY549
	0100	112	002130	002130	553200	0000	0301	0172	1,465.15			CR7 Incorp Feb 2020 Accrual Estimate	Yes.CR07S20.7724109
	0100	112	002130	002130	553200	0000	0301	0172	815.80			CR7 Incorp Feb 2020 Accrual Estimate	Yes.CR07S20.7724113
	0100	112	002130	002130	553200	0000	0301	0172	1,422.45			CR7 Incorp Feb 2020 Accrual Estimate	Yes.CR07S20.7724114
	0100	112	002130	002130	553200	0000	0301	0172	475.95			CR7 Incorp Feb 2020 Accrual Estimate	Yes.CR07S20.7724115

Attachment to Response to AG KIUC Case No. 2020-00350
 Question No. 22(b)

Database ORAOEBSPROD.OEBSPROD
 Data Access Set LGE ENERGY LLC
 Ledger LGE ENERGY LLC
 Chart Of Accounts Accounting Flexfield
 Currency USD

Category	* List - Text Accrual
Source	* List - Text Spreadsheet
Accounting Date	* List - Date 2/29/2020
Group ID	Number 12046
Batch Name	Text PG-SML
Journal Name	Text J701-0100-0220
Journal Description	Text Power Generation Accrual
Reverse Journal	List - Text Yes
Reversal Period/Date	List - Text MAR-2020

Upl	Company	Product	Org	Exp Org	Account	IC	Exp Type	Loc	Debit	Credit	Stat Amount	Line Description	Line DFF (Project.Task)
				* List - Text					* Number	* Number	Number	Text	List - Text
	0100	112	002130	002130	553200	0000	0301	0172	2,096.75			CR7 Incorp Feb 2020 Accrual Estimate	Yes.CR07S20.7724122
	0100	112	002130	002130	554100	0000	0301	0172	1,237.45			CR7 Incorp Feb 2020 Accrual Estimate	Yes.CR07S20.7724275
	0100	112	002130	002130	554100	0000	0301	0172	427.00			CR7 Incorp Feb 2020 Accrual Estimate	Yes.CR07S20.7724286
	0100	112	002130	002130	554100	0000	0301	0172	781.95			CR7 Incorp Feb 2020 Accrual Estimate	Yes.CR07S20.7724291
	0100	112	002130	002130	554100	0000	0301	0172	407.90			CR7 Incorp Feb 2020 Accrual Estimate	Yes.CR07S20.7724295
	0100	112	002130	002130	554100	0000	0301	0172	815.80			CR7 Incorp Feb 2020 Accrual Estimate	Yes.CR07S20.7724304
	0100	112	002130	002130	554100	0000	0301	0172	669.00			CR7 Incorp Feb 2020 Accrual Estimate	Yes.CR07S20.7724315
	0100	112	002130	002130	554100	0000	0301	0172	260.65			CR7 Incorp Feb 2020 Accrual Estimate	Yes.CR07S20.7724319
	0100	112	002130	002130	554100	0000	0301	0172	407.90			CR7 Incorp Feb 2020 Accrual Estimate	Yes.CR07S20.7724320
	0100	112	002130	002130	554100	0000	0301	0172	521.30			CR7 Incorp Feb 2020 Accrual Estimate	Yes.CR07S20.7724323
	0100	112	002130	002130	554100	0000	0301	0172	455.05			CR7 Incorp Feb 2020 Accrual Estimate	Yes.CR07S20.7724324
	0100	112	002130	002130	554100	0000	0301	0172	669.00			CR7 Incorp Feb 2020 Accrual Estimate	Yes.CR07S20.7724332
	0100	112	002130	002130	554100	0000	0301	0172	301.08			CR7 Incorp Feb 2020 Accrual Estimate	Yes.CR07S20.7724341
	0100	112	002130	002130	554100	0000	0301	0172	301.08			CR7 Incorp Feb 2020 Accrual Estimate	Yes.CR07S20.7724343
	0100	112	002130	002130	553010	0000	0301	0172	200.70			CR7 Incorp Feb 2020 Accrual Estimate	Yes.CR07S20.7724345
	0100	112	002130	002130	553010	0000	0301	0172	247.85			CR7 Incorp Feb 2020 Accrual Estimate	Yes.CR07S20.7724348
	0100	112	002130	002130	553010	0000	0301	0172	687.65			CR7 Incorp Feb 2020 Accrual Estimate	Yes.CR07S20.7724362
	0100	112	002130	002130	554100	0000	0301	0172	781.95			CR7 Incorp Feb 2020 Accrual Estimate	Yes.CR07S20.7724516
	0100	112	002130	002130	554100	0000	0301	0172	1,134.50			CR7 Incorp Feb 2020 Accrual Estimate	Yes.CR07S20.7724523
	0100	112	002130	002130	554100	0000	0301	0172	1,205.80			CR7 Incorp Feb 2020 Accrual Estimate	Yes.CR07S20.7724528
	0100	112	002130	002130	554100	0000	0301	0172	734.80			CR7 Incorp Feb 2020 Accrual Estimate	Yes.CR07S20.7724554
	0100	112	002130	002130	554100	0000	0301	0172	1,077.65			CR7 Incorp Feb 2020 Accrual Estimate	Yes.CR07S20.7724556
	0100	112	002130	002130	554100	0000	0301	0172	521.30			CR7 Incorp Feb 2020 Accrual Estimate	Yes.CR07S20.7724572
	0100	111	002130	002130	553010	0000	0301	0172	1,427.65			CR7 Incorp Feb 2020 Accrual Estimate	Yes.CR07S20.7728264
	0100	111	002130	002130	552100	0000	0301	0172	438.10			CR7 Incorp Feb 2020 Accrual Estimate	Yes.CR07S20.7728854

Case No. 2020-00350

Attachment to Response to AG-KIUC-2 Question No. 22(b)

Database ORAOEBSPROD.OEBSPROD
 Data Access Set LGE ENERGY LLC
 Ledger LGE ENERGY LLC
 Chart Of Accounts Accounting Flexfield
 Currency USD

Category	* List - Text Accrual
Source	* List - Text Spreadsheet
Accounting Date	* List - Date 2/29/2020
Group ID	Number 12046
Batch Name	Text PG-SML
Journal Name	Text J701-0100-0220
Journal Description	Text Power Generation Accrual
Reverse Journal	List - Text Yes
Reversal Period/Date	List - Text MAR-2020

Upl	Company	Product	Org	Exp Org	Account	IC	Exp Type	Loc	Debit	Credit	Stat Amount	Line Description	Line DFF (Project.Task)
				* List - Text					* Number	* Number	Number	Text	List - Text
	0100	112	002130	002130	552100	0000	0301	0172	407.90			CR7 Incorp Feb 2020 Accrual Estimate	Yes.CR07S20.7728856
	0100	112	002130	002130	553010	0000	0301	0172	2,386.45			CR7 Incorp Feb 2020 Accrual Estimate	Yes.CR07S20.7738427
	0100	112	002130	002130	553010	0000	0301	0172	1,995.65			CR7 Incorp Feb 2020 Accrual Estimate	Yes.CR07S20.7750779
	0100	112	002130	002130	553200	0000	0301	0172	2,267.55			CR7 Incorp Feb 2020 Accrual Estimate	Yes.CR07S20.7751634
	0100	112	002130	002130	554100	0000	0301	0172	256.20			CR7 Incorp Feb 2020 Accrual Estimate	Yes.CR07S20.7753170
	0100	112	002130	002130	553010	0000	0301	0172	1,246.55			CR7 Incorp Feb 2020 Accrual Estimate	Yes.CR07S20.7755884
	0100	112	002130	002130	553010	0000	0301	0172	2,572.80			CR7 Incorp Feb 2020 Accrual Estimate	Yes.CR07S20.7758790
	0100	112	002130	002130	552100	0000	0301	0172	1,545.10			CR7 Incorp Feb 2020 Accrual Estimate	Yes.CR07S20.7761280
	0100	112	002130	002130	553010	0000	0301	0172	94,000.00			CR7 Energis Feb 2020 Accrual Estimate	Yes.CR07S20.7711336
	0100	112	002130	002130	553010	0000	0301	0172	94,000.00			CR7 Energis Feb 2020 Accrual Estimate	Yes.CR07S20.7711340
	0100	112	002130	002130	553010	0000	0301	0172	5,000.00			CR7 Brown Sprinkler Feb 2020 Accrual Estimate	Yes.CR07S20.7711336
	0100	112	002130	002130	553010	0000	0301	0172	5,000.00			CR7 Brown Sprinkler Feb 2020 Accrual Estimate	Yes.CR07S20.7711340
	0100	112	002130	002130	553010	0000	0301	0172	147,078.00			CR7 Outage Siemens ST Inspection Feb 2020 Accrual Est	Yes.CR07S20.7724392
	0100	112	002130	002130	553200	0000	0301	0172	4,752.40			CR7 Outage CCI Valves Feb 2020 Accrual Estimate	Yes.CR07S20.7724281
	0100	112	002130	002130	553200	0000	0301	0172	4,752.40			CR7 Outage CCI Valves Feb 2020 Accrual Estimate	Yes.CR07S20.7724282
	0100	112	002130	002130	554100	0000	0301	0172	4,752.40			CR7 Outage CCI Valves Feb 2020 Accrual Estimate	Yes.CR07S20.7724285
	0100	112	002130	002130	554100	0000	0301	0172	4,752.40			CR7 Outage CCI Valves Feb 2020 Accrual Estimate	Yes.CR07S20.7724287
	0100	112	002130	002130	554100	0000	0301	0172	4,752.40			CR7 Outage CCI Valves Feb 2020 Accrual Estimate	Yes.CR07S20.7724288
	0100	112	002130	002130	554100	0000	0301	0172	4,752.40			CR7 Outage CCI Valves Feb 2020 Accrual Estimate	Yes.CR07S20.7724292
	0100	112	002130	002130	554100	0000	0301	0172	4,752.40			CR7 Outage CCI Valves Feb 2020 Accrual Estimate	Yes.CR07S20.7724299
	0100	112	002130	002130	554100	0000	0301	0172	4,752.40			CR7 Outage CCI Valves Feb 2020 Accrual Estimate	Yes.CR07S20.7724303
	0100	112	002130	002130	554100	0000	0301	0172	4,752.40			CR7 Outage CCI Valves Feb 2020 Accrual Estimate	Yes.CR07S20.7724305
	0100	112	002130	002130	553200	0000	0301	0172	4,752.40			CR7 Outage CCI Valves Feb 2020 Accrual Estimate	Yes.CR07S20.7724306
	0100	112	002130	002130	553200	0000	0301	0172	4,752.40			CR7 Outage CCI Valves Feb 2020 Accrual Estimate	Yes.CR07S20.7724307

Attachment to Response to AG-KIU Case No. 2020-00350
 C-2 Question No. 22(b)

Database ORAOEBSPROD.OEBSPROD
 Data Access Set LGE ENERGY LLC
 Ledger LGE ENERGY LLC
 Chart Of Accounts Accounting Flexfield
 Currency USD

Category	* List - Text Accrual
Source	* List - Text Spreadsheet
Accounting Date	* List - Date 2/29/2020
Group ID	Number 12046
Batch Name	Text PG-SML
Journal Name	Text J701-0100-0220
Journal Description	Text Power Generation Accrual
Reverse Journal	List - Text Yes
Reversal Period/Date	List - Text MAR-2020

Upl	Company	Product	Org	Exp Org	Account	IC	Exp Type	Loc	Debit	Credit	Stat Amount	Line Description	Line DFF (Project.Task)
				* List - Text					* Number	* Number	Number	Text	List - Text
	0100	112	002130	002130	553200	0000	0301	0172	4,752.40			CR7 Outage CCI Valves Feb 2020 Accrual Estimate	Yes.CR07S20.7724310
	0100	112	002130	002130	553200	0000	0301	0172	4,752.40			CR7 Outage CCI Valves Feb 2020 Accrual Estimate	Yes.CR07S20.7724311
	0100	112	002130	002130	554100	0000	0301	0172	4,752.40			CR7 Outage CCI Valves Feb 2020 Accrual Estimate	Yes.CR07S20.7724314
	0100	112	002130	002130	554100	0000	0301	0172	4,752.40			CR7 Outage CCI Valves Feb 2020 Accrual Estimate	Yes.CR07S20.7724316
	0100	112	002130	002130	554100	0000	0301	0172	4,752.40			CR7 Outage CCI Valves Feb 2020 Accrual Estimate	Yes.CR07S20.7724317
	0100	112	002130	002130	554100	0000	0301	0172	4,752.40			CR7 Outage CCI Valves Feb 2020 Accrual Estimate	Yes.CR07S20.7724321
	0100	112	002130	002130	554100	0000	0301	0172	4,752.40			CR7 Outage CCI Valves Feb 2020 Accrual Estimate	Yes.CR07S20.7724327
	0100	112	002130	002130	554100	0000	0301	0172	4,752.40			CR7 Outage CCI Valves Feb 2020 Accrual Estimate	Yes.CR07S20.7724331
	0100	112	002130	002130	554100	0000	0301	0172	4,752.40			CR7 Outage CCI Valves Feb 2020 Accrual Estimate	Yes.CR07S20.7724333
	0100	112	002130	002130	553200	0000	0301	0172	4,752.40			CR7 Outage CCI Valves Feb 2020 Accrual Estimate	Yes.CR07S20.7724334
	0100	112	002130	002130	553200	0000	0301	0172	4,752.40			CR7 Outage CCI Valves Feb 2020 Accrual Estimate	Yes.CR07S20.7724335
	0100	112	002130	002130	553010	0000	0301	0172	4,752.40			CR7 Outage CCI Valves Feb 2020 Accrual Estimate	Yes.CR07S20.7724344
	0100	112	002130	002130	553010	0000	0301	0172	4,752.40			CR7 Outage CCI Valves Feb 2020 Accrual Estimate	Yes.CR07S20.7724346
	0100	112	002130	002130	553010	0000	0301	0172	4,752.40			CR7 Outage CCI Valves Feb 2020 Accrual Estimate	Yes.CR07S20.7724347
	0100	112	002130	002130	553010	0000	0301	0172	4,752.40			CR7 Outage CCI Valves Feb 2020 Accrual Estimate	Yes.CR07S20.7724349
	0100	111	002130	002130	108901	0000	0301	0172	12,346.00			CR7 Outage Siemens ST Valve Removal Feb 2020 Accrual Est	Yes.148096.7724689
	0100	111	002130	002130	108901	0000	0301	0172	12,346.00			CR7 Outage Siemens ST Valve Removal Feb 2020 Accrual Est	Yes.148096.7724693
	0100	111	002130	002130	108901	0000	0301	0172	12,346.00			CR7 Outage Siemens ST Valve Removal Feb 2020 Accrual Est	Yes.148096.7724697
	0100	111	002130	002130	108901	0000	0301	0172	12,346.00			CR7 Outage Siemens ST Valve Removal Feb 2020 Accrual Est	Yes.148096.7724701
	0100	111	002130	002130	108901	0000	0301	0172	12,346.00			CR7 Outage Siemens ST Valve Removal Feb 2020 Accrual Est	Yes.148096.7724705
	0100	111	002130	002130	108901	0000	0301	0172	12,346.00			CR7 Outage Siemens ST Valve Removal Feb 2020 Accrual Est	Yes.148096.7724710
	0100	111	002130	002130	108901	0000	0301	0172	12,346.00			CR7 Outage Siemens ST Valve Removal Feb 2020 Accrual Est	Yes.148096.7724715
	0100	111	002130	002130	108901	0000	0301	0172	12,346.00			CR7 Outage Siemens ST Valve Removal Feb 2020 Accrual Est	Yes.148096.7724719
	0100	111	002130	002130	107001	0000	0303	0172	72,075.00			CR7 Outage Siemens ST Valve Removal Installation Feb 2020 Accrual Est	Yes.148096.7740663

Attachment to Response to AG-KIU Case No. 2020-00350
 C-2 Question No. 22(b)

Database ORAOEBSPROD.OEBSPROD
 Data Access Set LGE ENERGY LLC
 Ledger LGE ENERGY LLC
 Chart Of Accounts Accounting Flexfield
 Currency USD

Category * List - Text Accrual
 Source * List - Text Spreadsheet
 Accounting Date * List - Date 2/29/2020
 Group ID Number 12046
 Batch Name Text PG-SML
 Journal Name Text J701-0100-0220
 Journal Description Text Power Generation Accrual
 Reverse Journal List - Text Yes
 Reversal Period/Date List - Text MAR-2020

Upl	Company	Product	Org	Exp Org	Account	IC	Exp Type	Loc	Debit	Credit	Stat Amount	Line Description	Line DFF (Project.Task)
				* List - Text					* Number	* Number	Number	Text	List - Text
	0100	111	002130	002130	107001	0000	0303	0172	72,075.00			CR7 Outage Siemens Valves for Installation Feb 2020 Accrual Est	Yes.148096.7740664
	0100	111	002130	002130	107001	0000	0303	0172	72,075.00			CR7 Outage Siemens Valves for Installation Feb 2020 Accrual Est	Yes.148096.7740665
	0100	111	002130	002130	107001	0000	0303	0172	72,075.00			CR7 Outage Siemens Valves for Installation Feb 2020 Accrual Est	Yes.148096.7740666
	0100	111	002130	002130	107001	0000	0303	0172	72,075.00			CR7 Outage Siemens Valves for Installation Feb 2020 Accrual Est	Yes.148096.7740668
	0100	111	002130	002130	107001	0000	0303	0172	72,075.00			CR7 Outage Siemens Valves for Installation Feb 2020 Accrual Est	Yes.148096.7740669
	0100	111	002130	002130	107001	0000	0303	0172	72,075.00			CR7 Outage Siemens Valves for Installation Feb 2020 Accrual Est	Yes.148096.7740670
	0100	111	002130	002130	107001	0000	0303	0172	72,075.00			CR7 Outage Siemens Valves for Installation Feb 2020 Accrual Est	Yes.148096.7740671
	0100	111	002130	002130	107001	0000	0303	0172	29,000.00			CR7 Evap Cooling Feb 2020 Accrual Estimate	Yes.161058.7648499
	0100	111	002130	002130	107001	0000	0301	0172	70,000.00			CR7 CCI Valve Repair Feb 2020 Accrual Estimate	Yes.161447.7724283
	0100	111	002120	002120	107001	0000	0301	0450	3,400.00			OF WJE Engineering Feb Accrual Estimate	Yes.148083.7514472
	0100	111	002130	002130	107001	0000	0301	0172	2,000.00			CR7 Lightning Arrestors Feb 2020 Accrual Estimate	Yes.159431.7750739
	0100	111	002130	002130	107001	0000	0303	0172	14,000.00			CR7 Lightning Arrestors Feb 2020 Accrual Estimate	Yes.159431.7750739
	0100	111	002130	002130	108901	0000	0301	0172		131,853.20		CR7 TEI COD to be done in March 2020	Yes.158876.7702771
	0100	111	002130	002130	108901	0000	0303	0172		46,326.80		CR7 TEI COD to be done in March 2020	Yes.158876.7702771
	0100	111	002130	002130	108901	0000	0301	0172		131,853.20		CR7 TEI COD to be done in March 2020	Yes.158876.7702774
	0100	111	002130	002130	108901	0000	0303	0172		46,326.80		CR7 TEI COD to be done in March 2020	Yes.158876.7702774
	0100	111	002130	002130	107001	0000	0301	0172	131,853.20			CR7 TEI COD to be done in March 2020	Yes.158876.7702770
	0100	111	002130	002130	107001	0000	0303	0172	46,326.80			CR7 TEI COD to be done in March 2020	Yes.158876.7702770
	0100	111	002130	002130	107001	0000	0301	0172	131,853.20			CR7 TEI COD to be done in March 2020	Yes.158876.7702772
	0100	111	002130	002130	107001	0000	0303	0172	46,326.80			CR7 TEI COD to be done in March 2020	Yes.158876.7702772
	0100	111	002130	002130	107001	0000	0301	0172	1,289,786.84			CR7 L-0 Blades Siemens Nov 2017 Accrual Estimate	Yes.156027.6945081
	0100	111	002130	002130	107001	0000	0303	0172	1,480,029.84			CR7 L-0 Blades Siemens Nov 2017 Accrual Estimate	Yes.156027.6945081
	0100	111	002130	002130	108901	0000	0301	0172	551,183.00			CR7 L-0 Blades Siemens Nov 2017 Accrual Estimate	Yes.156027.6945080
	0100	111	002401	002401	107001	0000	0375	0231		14,514.0000		RMS Energy MC2 Relay (Material) Month of	Yes.132989.7696123
	0100	111	002401	002401	107001	0000	0375	0221	17,000.00				

Database ORAOBSPROD.OEBSPROD
 Data Access Set LGE ENERGY LLC
 Ledger LGE ENERGY LLC
 Chart Of Accounts Accounting Flexfield
 Currency USD

Category	* List - Text	Accrual
Source	* List - Text	Spreadsheet
Accounting Date	* List - Date	2/29/2020
Group ID	Number	12046
Batch Name	Text	PG-SML
Journal Name	Text	J701-0100-0220
Journal Description	Text	Power Generation Accrual
Reverse Journal	List - Text	Yes
Reversal Period/Date	List - Text	MAR-2020

Upl	Company	Product	Org	Exp Org	Account	IC	Exp Type	Loc	Debit	Credit	Stat Amount	Line Description	Line DFF (Project.Task)
					* List - Text				* Number	* Number	Number	Text	List - Text
0100	111	002401	002401	502011	0000	0699	0201			30,000.00		Su4R-Plus MC Pellet Plant Subsidy Invoice	Yes.MCGYPHAND.PELLET
0100	111	002401	002401	502011	0000	0699	0201	10,109.92				Kosmos Cement Gypsum Subsidy over 40	Yes.MCGYPHAND.ECRREUSE
0100	111	002401	002401	502011	0000	0699	0201	8,117.00				Kosmos Cement Gypsum Subsidy over 40	Yes.MCGYPHAND.ECRREUSE
0100	111	002401	002401	502011	0000	0699	0201	29,853.84				Kosmos Cement Gypsum Subsidy over 40	Yes.MCGYPHAND.ECRREUSE
0100	111	002401	002401	502011	0000	0699	0201	34,062.48				Kosmos Cement Gypsum Subsidy over 40	Yes.MCGYPHAND.ECRREUSE
0100	111	002401	002401	502011	0000	0699	0201	27,523.64				Kosmos Cement Gypsum Subsidy over 40	Yes.MCGYPHAND.ECRREUSE
0100	111	002401	002401	502011	0000	0699	0201	18,706.80				Kosmos Cement Gypsum Subsidy over 40	Yes.MCGYPHAND.ECRREUSE
0100	111	002401	002401	502011	0000	0699	0201	21,952.56				Kosmos Cement Gypsum Subsidy over 40	Yes.MCGYPHAND.ECRREUSE
0100	111	002401	002401	502011	0000	0699	0201	17,400.00				Kosmos Cement Gypsum Subsidy over 40	Yes.MCGYPHAND.ECRREUSE
0100	111	002401	002401	501253	0000	0699	0201			127,500.00		Boral Fly Ash Market Subsidy for February	Yes.MCASHECR.PROCEEDS
0100	111	002401	002401	501200	0000	0303	0201	61,400.00				Charah Inc. Daily Fly Ash activities Month of	Yes.MCLAND.ACCRUAL
0100	111	002401	002401	501200	0000	0304	0201	18,500.00				Charah Inc. Daily Fly Ash activities Month of	Yes.MCLAND.ACCRUAL
0100	111	002401	002401	502001	0000	0304	0201	11,000.00				Charah Inc. Charah Hauling Gypsum to Kosmos	Yes.MCGYPHAND.KOSMOS
0100	111	002401	002401	502001	0000	0304	0201	700.00				Charah Inc. Gypsum Hauling to Landfill Month of	Yes.MCGYPHAND.GYPHAUL
0100	111	002401	002401	502001	0000	0304	0201	24,650.00				Charah Inc. Charah Gypsum barge loading	Yes.MCGYPHAND.BARGELOAD
0100	111	002401	002401	502001	0000	0304	0201	37,282.50				Charah Inc. Charah Base contract payment	Yes.MCGYPHAND.BASE
0100	111	002401	002401	502001	0000	0303	0201	7,125.00				Charah Inc. Beneficial Use Truck loading Month of	Yes.MCBYPROD.TRUCKLOAD
0100	111	002401	002401	502001	0000	0304	0201	2,375.00				Charah Inc. Beneficial Use Truck loading Month of	Yes.MCBYPROD.TRUCKLOAD
0100	111	002401	002401	512017	0000	0304	0201	12,000.00				Charah Inc. Long Boom Rental Month of February	Yes.MCLAND.7737038
0100	112	002401	002401	513100	0000	0301	0231	492,776.00				MD&A MC3F19TUR Change Order 31 Month of Feb	Yes.MC3F19TUR.7686981
0100	111	002401	002401	501253	0000	0301	0201			160,490.31		Boral Fly Ash Market Subsidy for January Month of	Yes.MCASHECR.PROCEEDS
0100	112	002401	002401	513100	0000	0301	0231	129,349.67				MD&A MC3F19TUR Change Order 34 Month of Feb	Yes.MC3F19TUR.7686981
0100	112	002401	002401	513100	0000	0301	0231	16,880.74				MD&A MC3F19TUR Change Order 35 Month of Feb	Yes.MC3F19TUR.7686981
0100	112	002401	002401	513100	0000	0301	0231	34,370.00				MD&A MC3F19TUR Change Order 36 Month of Feb	Yes.MC3F19TUR.7686981
0100	112	002401	002401	513100	0000	0301	0231			36,210.000		MD&A MC3F19TUR Change Order 37 Month of Feb	Yes.MC3F19TUR.7686981
0100	112	002401	002401	513100	0000	0301	0231	76,245.00				Reladyne MC3F19TUR Reladyne invoice Month of Feb	Yes.MC3F19TUR.7686981
0100	111	002401	002401	107001	0000	0303	0241	20,000.00				CSS Mechanical MC air handler #7 build a	Yes.161069.7647595
0100	111	002401	002401	107001	0000	0303	0241	44,000.00				CSS Mechanical MC air handler #7 build a	Yes.161069.7647595
0100	111	002401	002401	512100	0000	0301	0201	13,554.90				Ready Electric Old GPP Lighting project Month of	Yes.MCLIGHT.7660892
0100	111	002401	002401	512101	0000	0301	0231	35,700.00				Cornetech Annual SCR Catalyst Sampling	Yes.MCSCR.7427344
0100	111	002401	002401	512101	0000	0455	0231	5,100.00				Cornetech Annual SCR Catalyst Sampling	Yes.MCSCR.7427344
0100	111	002401	002401	512100	0000	0301	0231	68,000.00				Petrochem MC3F19 Boiler Scaffold Month of Feb	Yes.MC3F19BL.7518304
0100	111	002401	002401	107001	0000	0301	0231	60,000.00				Petrochem MC3F19 Boiler Scaffold Month of Feb	Yes.147058.7309271
0100	111	002401	002401	512100	0000	0301	0201	8,326.53				GE Dedicated Engineer - February Month of Feb	Yes.MCBL.6693069
0100	111	002401	002401	107001	0000	0375	0231	18,470.00				GE Dedicated Engineer - February Month of Feb	Yes.154541.7560599
0100	111	002401	002401	107001	0000	0375	0231	54,000.00				GE MC3 Combustion Tuning Month of Feb	Yes.154541.7560599
0100	111	002401	002401	511100	0000	0301	0201	10,000.00				Alpha mechanical Machine shop and mezz	Yes.MCVENTEXH.7733052
0100	111	002401	002401	512100	0000	0301	0211	16,020.00				Provecta Engineering Boiler Tuning Month of	Yes.MCBC.7746148
0100	111	002401	002401	108901	0000	0301	0231			20,160.00		Inventory Stock Seal Mechanical Absorber	Yes.154649.7750718
0100	111	002401	002401	513100	0000	0301	0231	17,000.00				Ready Electric Misc MC3 Cooling Tower R	Yes.MC3F19PB.7664732
0100	111	002401	002401	107001	0000	0301	0231			17,000.00		Ready Electric Misc MC3 Cooling Tower R	Yes.153884.7599765
0100	111	002401	002401	107001	0000	0301	0221	20,315.00				Brown Sprinkler Corporation G3 and G4 De	Yes.MCFIREPRO.7733911
0100	111	002401	002401	512100	0000	0301	0201	3,218.00				Orr Fire Protection MC2 Fire Protection Mo	Yes.154391.7702017
0100	111	002401	002401	512100	0000	0301	0201	3,218.00				Koorsen fire & security Annual fire extinguis	Yes.MCPLANT.7729701
0100	111	002401	002401	512100	0000	0301	0231	9,990.00				Mohler Technology Motor evaluation and re	Yes.MCPEC.7746112
0100	111	002401	002401	512100	0000	0301	0231	210.00				Mohler Technology Motor evaluation and re	Yes.MCPEC.7746112
0100	111	002401	002401	512100	0000	0304	0231	6,625.02				INCORP Labor in TRAC Month of February	Yes.MCBL.7754633

Attachment to Response to AG-KTUC Question No. 22(b)
 Case No. 2020-00350


Database ORAOEBSPROD.OEBSPROD
 Data Access Set LGE ENERGY LLC
 Ledger LGE ENERGY LLC
 Chart Of Accounts Accounting Flexfield
 Currency USD


Category * List - Text Accrual
 Source * List - Text Spreadsheet
 Accounting Date * List - Date 2/29/2020
 Group ID Number 12046
 Batch Name Text PG-SML
 Journal Name Text J701-0100-0220
 Journal Description Text Power Generation Accrual
 Reverse Journal List - Text Yes
 Reversal Period/Date List - Text MAR-2020

Upl	Company	Product	Org	Exp Org	Account	IC	Exp Type	Loc	Debit	Credit	Stat Amount	Line Description	Line DFF (Project.Task)
									* Number	* Number	Number	Text	List - Text
	0100	111	002401	002401	511100	0000	0304	0201	7,326.55			PIC Labor in TRAC Month of February	Yes.MCADMIN.7746074
	0100	111	002401	002401	512100	0000	0304	0241	6,367.10			PIC Labor in TRAC Month of February	Yes.MCASH.7754603
	0100	111	002401	002401	512100	0000	0304	0241	13,834.46			PIC Labor in TRAC Month of February	Yes.MCBL.7727422
	0100	111	002401	002401	502004	0000	0304	0201	6,891.60			PIC Labor in TRAC Month of February	Yes.MCBYPROD.7469336
	0100	111	002401	002401	501090	0000	0304	0201	21,391.36			PIC Labor in TRAC Month of February	Yes.MCFUELUNL.7702746
	0100	111	002401	002401	502004	0000	0304	0201	6,585.32			PIC Labor in TRAC Month of February	Yes.MCLIMEOPS.7702734
	0100	111	002401	002401	512100	0000	0304	0231	6,557.07			PIC Labor in TRAC Month of February	Yes.MCPFC.7702008
	0100	111	002401	002401	512100	0000	0304	0201	5,833.71			PIC Labor in TRAC Month of February	Yes.MCPLANT.7760089
	0100	111	002401	002401	502100	0000	0304	0201	10,760.33			PIC Labor in TRAC Month of February	Yes.MCPWSOPS.7654804
	0100	111	002401	002401	511100	0000	0304	0201	15,695.01			PIC Labor in TRAC Month of February	Yes.MCSTB.7356662
	0100	111	002130	002130	186074	0000	0375	0172	32,586.18			CR7 LTTPC Variable Fee CT1 Service (LGE) Siemens - Q1	Yes.CR7LTTPC.LTPC186
	0100	111	002130	002130	186074	0000	0475	0172	79,779.96			CR7 LTTPC Variable Fee CT1 Matl (LGE) Siemens - Q1	Yes.CR7LTTPC.LTPC186
	0100	111	002130	002130	186074	0000	0375	0172	29,113.87			CR7 LTTPC Variable Fee CT2 Service (LGE) Siemens - Q1	Yes.CR7LTTPC.LTPC186
	0100	111	002130	002130	186074	0000	0475	0172	71,278.78			CR7 LTTPC Variable Fee CT2 Matl (LGE) Siemens - Q1	Yes.CR7LTTPC.LTPC186
	0100	141	006250	006250	232031	0000	0699	0000		4,210,275.28			Yes.102893.232031
	0100	141	006250	006250	232032	0000	0699	0000		291,713.50			Yes.102893.232032
	0100	141	006250	006250	232033	0000	0699	0000		-			Yes.102893.232033
	0100	141	006250	006250	143053	0000	0699	0000					Yes.102893.143053
	0100	141	006250	006250	143012	0000	0699	0000	645,224.22			Power Generation Monthly Accrual - Beneficial	Yes.102893.143012
	0100	111	006250	006250	232001	0000	0699	0000		2,604,890.69		Power Generation Monthly Accrual	Yes.102893.PPD
	0100	141	006250	006250	163016	0000	0455	0000				Power Generation Inventory Adjustment	
Totals:									8,218,746.69	8,218,746.69			

Description: Power Generation Monthly Accrual

Prepared by: S Laster

Approved by:  Stacy Ritchey
3-3-20

Posted by:  3/3/2020

Case No. 2020-00350

Upload/Concurrent ID: 51727704

Attachment to Response to AG-KUC-2 Question No. 22(b)

Page 25 of 86
59
Garrett

Category	* List - Text Adjustment
Source	* List - Text Spreadsheet
Accounting Date	* List - Date 31-Mar-2020
Group ID	Number 12046
Batch Name	Text SML
Journal Name	Text J256-0100-0320
Journal Description	Text CR7 LTPC Journal Entry
Reverse Journal	List - Text No
Reversal Period/Date	List - Text

Upl	Company	Product	Org	Exp Org	Account	IC	Exp Type	Loc	Debit	Credit	Stat Amount	Line Description	Line OFF (Project.Task)
					* List - Text				* Number	* Number	Number	Text	List - Text
Pd	0100	111	002130	002130	186074	0000	0375	0172		1,506,512.76		CT1 LTPC - Labor	Yes.CR7LTPC.LTPC186
Pd	0100	111	002130	002130	186074	0000	0475	0172		3,688,358.82		CT1 LTPC - Materials	Yes.CR7LTPC.LTPC186
Pd	0110	111	016710	002130	186074	0100	0375	0172		5,341,272.51		CT2 LTPC - Labor	Yes.CR7LTPC.LTPC186
Pd	0110	111	016710	002130	186074	0100	0475	0172		13,076,908.54		CT2 LTPC - Materials	Yes.CR7LTPC.LTPC186
Pd	0100	111	002130	002130	107001	0000	0375	0172	357,796.78			CT1 LTPC - Labor Install	Yes.144542.CT1
Pd	0100	111	002130	002130	108901	0000	0375	0172	357,796.78			CT1 LTPC - Labor Removal	Yes.144542.CT1 REM
Pd	0100	111	002130	002130	107001	0000	0475	0172	1,751,970.44			CT1 LTPC - Materials	Yes.144542.CT1
Pd	0100	111	002130	002130	107001	0000	0375	0172	357,796.78			CT2 LTPC - Labor Install	Yes.144542.CT2
Pd	0100	111	002130	002130	108901	0000	0375	0172	357,796.78			CT2 LTPC - Labor Removal	Yes.144542.CT2 REM
Pd	0100	111	002130	002130	107001	0000	0475	0172	1,751,970.44			CT2 LTPC - Materials	Yes.144542.CT2
Pd	0100	112	002130	002130	553010	0000	0375	0172	37,662.82			CT1 LTPC - Labor	Yes.CR07S20.CT1
Pd	0100	112	002130	002130	553010	0000	0475	0172	92,208.97			CT1 LTPC - Materials	Yes.CR07S20.CT1
Pd	0100	112	002130	002130	553010	0000	0375	0172	37,662.82			CT2 LTPC - Labor	Yes.CR07S20.CT2
Pd	0100	112	002130	002130	553010	0000	0475	0172	92,208.97			CT2 LTPC - Materials	Yes.CR07S20.CT2
Pd	0100	111	002130	016710	107001	0110	0375	0172	1,268,552.22			CT1 LTPC - Labor Install	Yes.144542.CT1
Pd	0100	111	002130	016710	108901	0110	0375	0172	1,268,552.22			CT1 LTPC - Labor Removal	Yes.144542.CT1 REM
Pd	0100	111	002130	016710	107001	0110	0475	0172	6,211,531.56			CT1 LTPC - Materials	Yes.144542.CT1
Pd	0100	111	002130	016710	107001	0110	0375	0172	1,268,552.22			CT2 LTPC - Labor Install	Yes.144542.CT2
Pd	0100	111	002130	016710	108901	0110	0375	0172	1,268,552.22			CT2 LTPC - Labor Removal	Yes.144542.CT2 REM
Pd	0100	111	002130	016710	107001	0110	0475	0172	6,211,531.56			CT2 LTPC - Materials	Yes.144542.CT2
Pd	0100	112	002130	016710	553010	0110	0375	0172	133,531.82			CT1 LTPC - Labor	Yes.CR07S20.CT1
Pd	0100	112	002130	016710	553010	0110	0475	0172	326,922.70			CT1 LTPC - Materials	Yes.CR07S20.CT1
Pd	0100	112	002130	016710	553010	0110	0375	0172	133,531.82			CT2 LTPC - Labor	Yes.CR07S20.CT2
Pd	0100	112	002130	016710	553010	0110	0475	0172	326,922.71			CT2 LTPC - Materials	Yes.CR07S20.CT2
Totals:									23,613,052.63	23,613,052.63			

Description: Each Qtr, CR7 pays Siemens for outages costs that occur every two years. Since CR7 had a Hot Gas Path Replacement of the Combustion Turbines in March 2020, this entry moves the charges from the CANE RUN 7 LTPC ASSET account 186074 to Capital (95%) and O&M (5%) per the agreed upon percentages.

Prepared by: Mike Mooney

Approved by: S Ritchey
S Ritchey 4/16/2020

Posted by: S Laster

Upload/Concurrent ID: 51978040

Posted/Concurrent ID: 51981973

Attachment to Response to AG-KIUC-2 Question No. 22(b)

Database ORAOEBSPROD.OEBSPROD
 Data Access Set LGE ENERGY LLC
 Ledger LGE ENERGY LLC
 Chart Of Accounts Accounting Flexfield
 Currency USD

Category	* List - Text	Accrual
Source	* List - Text	Spreadsheet
Accounting Date	* List - Date	3/31/2020
Group ID	Number	12046
Batch Name	Text	PG-SML
Journal Name	Text	J701-0100-0320
Journal Description	Text	Power Generation Accrual
Reverse Journal	List - Text	Yes
Reversal Period/Date	List - Text	APR-2020

Upi	Company	Product	Org	Exp Org	Account	IC	Exp Type	Loc	Debit	Credit	Stat Amount	Line Description	Line DFF (Project.Task)
				* List - Text					* Number	* Number	Number	Text	List - Text
Rd	0100	111	002650	002650	507100	0000	0301	0311	675.00			MAR Unbilled Tank Rental	Yes.TC-GA-.RENTAL
Rd	0100	111	002655	002650	550100	0000	0301	0472	625.00			MAR Unbilled Tank Rental	Yes.TCALLCT.RENTAL
Rd	0100	111	002650	002650	512100	0000	0304	0301	116,374.61			TRAC UNAPPROVED/ATLANTIC	Yes.TC000PLT.ACCRUAL
Rd	0100	111	002650	002650	502100	0000	0304	0301	25,469.91			TRAC UNAPPROVED/ATLANTIC/Process Water	Yes.TC-PWOPS.7640833
Rd	0100	111	002650	002650	512011	0000	0301	0321		8,623.76		COD SENT TO A/P INV# 95154536K	Yes.TC000STB.7768635
Rd	0100	111	002650	002650	512011	0000	0301	0321		5,847.04		COD SENT TO A/P INV# 95153489J	Yes.TC000STB.7768635
Rd	0100	111	002650	002650	512100	0000	0455	0311	2,323.77			PO -1037074TECHNICAL ENVIRONMENTAL SOLUT	Yes.TC1F19OUT.7548468
Rd	0100	111	002650	002650	513100	0000	0301	0311	3,392.24			PO -1042851ATLAS MACHINE AND SUPPLY	Yes.TC1F19OUT.7533248
Rd	0100	111	002650	002650	512100	0000	0301	0311	25,989.60			INV# 328064	Yes.TC1F19OUT.7543795
Rd	0100	111	002650	002650	512100	0000	0301	0311	52,947.97			INV#19KY03-04-1123A	Yes.TC1F19OUT.7490579
Rd	0100	111	002650	002650	108901	0000	0301	0321	258,708.00			INV# 8573	Yes.155443LGE.REM155443
Rd	0100	111	002650	002650	107001	0000	0455	0321	83,440.00			INV# 75361-5	Yes.160911LGE.INV160911
Rd	0100	111	002650	002650	107001	0000	0455	0321	61,308.00			INV# 75361-6	Yes.160911LGE.INV160911
Rd	0100	111	002650	002650	108901	0000	0455	0321		181.12		INV# KY67804350/ wrong task used /COD nee	Yes.152683LGE.7360975
Rd	0100	111	002650	002650	107001	0000	0455	0321	181.12			INV# KY67804350/ wrong task used /COD nee	Yes.152683LGE.INV152683
Rd	0100	111	002650	002650	107001	0000	0301	0321	8,623.76			COD SENT TO A/P INV# 95154536K	Yes.153047LGE.INVESTMENT
Rd	0100	111	002650	002650	107001	0000	0301	0321	5,847.04			COD SENT TO A/P INV# 95153489J	Yes.153047LGE.INVESTMENT
Rd	0100	111	002650	002650	107001	0000	0301	0321	11,824.50			INV# 7323	Yes.160776LGE.INV160776
Rd	0100	111	002650	002650	108901	0000	0301	0311	18,282.50			PO 1047133	Yes.153077.REMOVAL
Rd	0100	111	002650	002650	107001	0000	0301	0311	2,454.04			INV# 330869R	Yes.152081.INV152081
Rd	0100	111	002650	002650	502011	0000	0699	0301		213,877.00		March Gypsum Sales (21,387.7 tons x \$10/ton) -United S	Yes.TCGYPSUM.SALES
Rd	0100	111	002650	002650	501253	0000	0699	0301		143,467.47		March Fly ash Sales (15,940.83 tons x \$9/ton) -H	Yes.TCFASALES.FASALES
Rd	0100	111	002650	002650	512100	0000	0304	0301	3,136.42			TRAC UNAPPROVED/ATLANTIC GYPSUM	Yes.TCGYPSUM.7418429
Rd	0100	111	002650	002650	502013	0000	0304	0301	52,158.95			TRAC UNAPPROVED/ATLANTIC CCRT	Yes.TC-CCROPS.7778715
Rd	0100	111	002401	002401	502014	0000	0413	0201	5,719.00			Brenntag Ferric Chloride delivery 43917	Yes.MCPWSCHEM.FERCHLOR
Rd	0100	111	002401	002401	107001	0000	0375	0231	44,000.00			GE MC3 Combustion Tuning Month of Febr	Yes.154541.7560599
Rd	0100	111	002401	002401	502011	0000	0699	0201		30,000.00		Sul4R-Plus MC Pellet Plant Subsidy Invoice	Yes.MCGYPHAND.PELLET
Rd	0100	111	002401	002401	502011	0000	0699	0201	10,109.92			Kosmos Cement Gypsum Subsidy over 40	Yes.MCGYPHAND.ECRREUSE
Rd	0100	111	002401	002401	502011	0000	0699	0201	8,117.00			Kosmos Cement Gypsum Subsidy over 40	Yes.MCGYPHAND.ECRREUSE
Rd	0100	111	002401	002401	502011	0000	0699	0201	29,853.84			Kosmos Cement Gypsum Subsidy over 40	Yes.MCGYPHAND.ECRREUSE
Rd	0100	111	002401	002401	502011	0000	0699	0201	34,062.48			Kosmos Cement Gypsum Subsidy over 40	Yes.MCGYPHAND.ECRREUSE
Rd	0100	111	002401	002401	502011	0000	0699	0201	27,523.64			Kosmos Cement Gypsum Subsidy over 40	Yes.MCGYPHAND.ECRREUSE
Rd	0100	111	002401	002401	502011	0000	0699	0201	18,706.80			Kosmos Cement Gypsum Subsidy over 40	Yes.MCGYPHAND.ECRREUSE
Rd	0100	111	002401	002401	502011	0000	0699	0201	21,952.56			Kosmos Cement Gypsum Subsidy over 40	Yes.MCGYPHAND.ECRREUSE
Rd	0100	111	002401	002401	502011	0000	0699	0201	19,649.96			Kosmos Cement Gypsum Subsidy over 40	Yes.MCGYPHAND.ECRREUSE

Attachment to Response to Acknowledgment Question No. 22(b)
 Case No. 2020-00350
 Page 27 of 86
 Garrett

Database ORAOEBSPROD.OEBSPROD
 Data Access Set LGE ENERGY LLC
 Ledger LGE ENERGY LLC
 Chart Of Accounts Accounting Flexfield
 Currency USD

Category	* List - Text Accrual
Source	* List - Text Spreadsheet
Accounting Date	* List - Date 3/31/2020
Group ID	Number 12046
Batch Name	Text PG-SML
Journal Name	Text J701-0100-0320
Journal Description	Text Power Generation Accrual
Reverse Journal	List - Text Yes
Reversal Period/Date	List - Text APR-2020

Upi	Company	Product	Org	Exp Org	Account	IC	Exp Type	Loc	Debit	Credit	Stat Amount	Line Description	Line DFF (Project.Task)
					* List - Text				* Number	* Number	Number	Text	List - Text
	0100	111	002401	002401	502011	0000	0699	0201		13,500.00		Kosmos Cement Interim Gypsum Supply A	Yes.MCGYPHAND.ECRREUSE
	0100	111	002401	002401	501253	0000	0699	0201		200,000.00		Boral Fly Ash Market Subsidy for March M	Yes.MCASHECR.PROCEEDS
	0100	111	002401	002401	501200	0000	0303	0201	70,260.00			Charah Inc. Daily Fly Ash activities Month o	Yes.MCLAND.ACCRUAL
	0100	111	002401	002401	501200	0000	0304	0201	23,420.00			Charah Inc. Daily Fly Ash activities Month o	Yes.MCLAND.ACCRUAL
	0100	111	002401	002401	502001	0000	0304	0201	9,500.00			Charah Inc. Charah Hauling Gypsum to Kos	Yes.MCGYPHAND.KOSMOS
	0100	111	002401	002401	502001	0000	0304	0201	1,000.00			Charah Inc. Gypsum Hauling to Landfill Mor	Yes.MCGYPHAND.GYPHAUL
	0100	111	002401	002401	502001	0000	0304	0201	28,000.00			Charah Inc. Charah Gypsum barge loading	Yes.MCGYPHAND.BARGELOAD
	0100	111	002401	002401	502001	0000	0304	0201	37,282.50			Charah Inc. Charah Base contract payment	Yes.MCGYPHAND.BASE
	0100	111	002401	002401	502001	0000	0303	0201	6,375.00			Charah Inc. Beneficial Use Truck loading M	Yes.MCByPROD.TRUCKLOAD
	0100	111	002401	002401	502001	0000	0304	0201	2,125.00			Charah Inc. Beneficial Use Truck loading M	Yes.MCByPROD.TRUCKLOAD
	0100	112	002401	002401	512100	0000	0301	0221	20,500.00			Graycor MC2 Boiler T&M Work Month of M	Yes.MC2S20BL.7714616
	0100	112	002401	002401	512100	0000	0303	0221	50,000.00			GE MC2 Overlay Waterwall Panel Month of	Yes.MC2S20BL.7701963
	0100	112	002401	002401	512100	0000	0301	0221	13,000.00			Petrochem MC2 Boiler Scaffold Mob/Demo	Yes.MC2S20BL.7714616
	0100	112	002401	002401	512100	0000	0303	0221	11,500.00			Petrochem MC2 Boiler Scaffold Mob/Demo	Yes.MC2S20BL.7714616
	0100	111	002401	002401	107001	0000	0375	0221	10,400.00			Petrochem MC2 Boiler Scaffold Mob/Demo	Yes.147056.7466525
	0100	111	002401	002401	107001	0000	0375	0221	202,000.00			Graycor MC2 Lower Slope Mob/Demob Mo	Yes.147056.7466525
	0100	111	002401	002401	513100	0000	0301	0231	107,450.00			MD&A MC3F19TUR Final Milestone Month	Yes.MC3F19TUR.7224056
	0100	111	002401	002401	513100	0000	0301	0231		69,116.00		MD&A MC3F19TUR Credit Month of March	Yes.MC3F19TUR.7224056
	0100	111	002401	002401	107001	0000	0375	0231	249,000.00			MD&A Stator Bar Final Report Month of Ma	Yes.142399.7466520
	0100	111	002401	002401	107001	0000	0375	0221	24,821.74			Meiners MC2 Relays Month of March	Yes.132989.7696123
	0100	111	002401	002401	107001	0000	0375	0221	22,978.80			RMS Energy MC2 Relays Month of March	Yes.132989.7696123
	0100	111	002401	002401	107001	0000	0375	0221	20,315.00			Orr Fire Protection MC2 Fire Protection Mo	Yes.154391.7702017
	0100	111	002401	002401	512100	0000	0301	0201	16,735.00			Wheatley Scale Service JA and B Scale Int	Yes.MCCHG.7781508
	0100	111	002401	002401	502100	0000	0413	0201		8,000.00		Nalco PWS Polymer Month of March	Yes.MCChem.CHEMICALS
	0100	111	002401	002401	502014	0000	0413	0201	8,000.00			Nalco PWS Polymer Month of March	Yes.MCPWSCHEM.POLYMER
	0100	111	002401	002401	107001	0000	0375	0231	20,000.00			MD&A MC3 Turbine L-0 Buckets (Final mile	Yes.143637.7202773
	0100	111	002401	002401	107001	0000	0375	0231	15,000.00			MD&A MC3 Control Valve Steam Chest (Fi	Yes.154408.7628731
	0100	111	002401	002401	107001	0000	0375	0231	33,100.00			MD&A MC3 Turb HP Snout Rings (Final m	Yes.160618.7628735
	0100	111	002401	002401	107001	0000	0375	0231	45,000.00			MD&A MC3 Turb IP Buckets (Final mileston	Yes.160619.7628737
	0100	111	002401	002401	107001	0000	0375	0231	93,000.00			MD&A MC3 Turb Shaft Packing (Final miles	Yes.160620.7628741
	0100	111	002401	002401	512100	0000	0280	0211		3,221.21		COD COD from O&M to capital for pump p	Yes.MCBCW.7782804
	0100	111	002401	002401	512100	0000	0280	0211		10,340.81		COD COD from O&M to capital for pump p	Yes.MCBCW.7781504
	0100	111	002401	002401	107001	0000	0280	0211	3,221.21			COD COD from O&M to capital for pump p	Yes.154631.7789529
	0100	111	002401	002401	107001	0000	0280	0211	10,340.81			COD COD from O&M to capital for pump p	Yes.154631.7789529
	0100	111	002401	002401	107001	0000	0375	0231	7,000.00			Petrochem MC3F19 Boiler Scaffold Month	Yes.147058.7309271
	0100	111	002401	002401	512100	0000	0301	0201	3,218.00			Koorsen fire & security Annual fire extinguis	Yes.MCPLANT.7729698
	0100	111	002401	002401	512100	0000	0301	0201	3,218.00			Koorsen fire & security Annual fire extinguis	Yes.MCPLANT.7729701
	0100	111	002401	002401	107001	0000	0303	0241	20,000.00			CSS Mechanical MC air handler #7 build ar	Yes.161069.7647595
	0100	111	002401	002401	107001	0000	0303	0241	44,000.00			CSS Mechanical MC air handler #7 build ar	Yes.161069.7647595
	0100	111	002401	002401	107001	0000	0303	0241	5,098.00			CSS Mechanical MC air handler #7 build ar	Yes.161069.7647595

Attachment to Response to AG-KIUC-2 Question No. 22(b)
 Case No. 2020-00350
 Page 28 of 86
 Garrett

Database ORAOEBSPROD.OEBSPROD
 Data Access Set LGE ENERGY LLC
 Ledger LGE ENERGY LLC
 Chart Of Accounts Accounting Flexfield
 Currency USD

Category	* List - Text Accrual
Source	* List - Text Spreadsheet
Accounting Date	* List - Date 3/31/2020
Group ID	Number 12046
Batch Name	Text PG-SML
Journal Name	Text J701-0100-0320
Journal Description	Text Power Generation Accrual
Reverse Journal	List - Text Yes
Reversal Period/Date	List - Text APR-2020

Upl	Company	Product	Org	Exp Org	Account	IC	Exp Type	Loc	Debit	Credit	Stat Amount	Line Description	Line DFF (Project.Task)
					* List - Text				* Number	* Number	Number	Text	List - Text
	0100	111	002401	002401	512101	0000	0301	0231	35,700.00			Cornetech Annual SCR Catalyst Sampling	Yes.MCSCR.7427344
	0100	112	002401	002401	513100	0000	0301	0221	80,276.60			GE COD mobilization from MC3F19TUR to	Yes.MC2S20TUR.7721705
	0100	112	002401	002401	513100	0000	0301	0231		80,276.60		GE COD mobilization from MC3F19TUR to	Yes.MC3F19TUR.7686981
	0100	111	002401	002401	512100	0000	0301	0211	16,019.98			Provecta Boiler Tuning Month of March	Yes.MCBC.7746148
	0100	111	002401	002401	514100	0000	0301	0201	9,795.00			Deleware Analysis Performance Monitoring	Yes.MCEQUIP.7381683
	0100	111	002401	002401	107001	0000	0304	0221	10,363.15			INCORP Labor in TRAC Month of March	Yes.147056.7743317
	0100	112	002401	002401	513100	0000	0304	0211	6,494.55			INCORP Labor in TRAC Month of March	Yes.MC1S20TUR.7785178
	0100	112	002401	002401	513100	0000	0304	0221	6,617.59			INCORP Labor in TRAC Month of March	Yes.MC2S20TUR.7764392
	0100	112	002401	002401	513100	0000	0304	0211	5,245.55			PIC Labor in TRAC Month of March	Yes.MC1S20TUR.7722872
	0100	111	002401	002401	511100	0000	0304	0201	13,359.76			PIC Labor in TRAC Month of March	Yes.MCADMIN.7746074
	0100	111	002401	002401	512100	0000	0304	0201	13,740.53			PIC Labor in TRAC Month of March	Yes.MCASH.7732972
	0100	111	002401	002401	512100	0000	0304	0241	14,684.39			PIC Labor in TRAC Month of March	Yes.MCBL.7741788
	0100	111	002401	002401	512100	0000	0304	0201	13,785.80			PIC Labor in TRAC Month of March	Yes.MCCHG.7701017
	0100	111	002401	002401	512100	0000	0304	0201	5,759.86			PIC Labor in TRAC Month of March	Yes.MCXYBARGE.7769209
	0100	111	002401	002401	512100	0000	0304	0201	11,869.22			PIC Labor in TRAC Month of March	Yes.MCFUELCON.7754450
	0100	111	002401	002401	501090	0000	0304	0201	38,232.60			PIC Labor in TRAC Month of March	Yes.MCFUELUNL.7702746
	0100	111	002401	002401	512017	0000	0304	0201	9,673.23			PIC Labor in TRAC Month of March	Yes.MCGPPMAIN.7777524
	0100	111	002401	002401	514100	0000	0304	0201	14,892.22			PIC Labor in TRAC Month of March	Yes.MCGYPCONV.7702740
	0100	111	002401	002401	512005	0000	0304	0201	18,508.62			PIC Labor in TRAC Month of March	Yes.MCLIMEGR.7781511
	0100	111	002401	002401	502004	0000	0304	0201	50,899.64			PIC Labor in TRAC Month of March	Yes.MCLIMEOPS.7702734
	0100	111	002401	002401	512100	0000	0304	0231	27,277.65			PIC Labor in TRAC Month of March	Yes.MCPFC.7702008
	0100	111	002401	002401	502100	0000	0304	0201	14,807.13			PIC Labor in TRAC Month of March	Yes.MCPWSOPS.7746092
	0100	111	002401	002401	511100	0000	0304	0201	19,156.02			PIC Labor in TRAC Month of March	Yes.MCSTB.7769229
	0100	111	002401	002401	512055	0000	0304	0252	8,275.32			PIC Labor in TRAC Month of March	Yes.MCWFGD.7739257
	0100	111	002120	002120	539100	0000	0304	0450	1,395.84			Ohio Falls FPG March 2020 Accrual Estimate	Yes.OFOPSSITE.6852385
	0100	111	002140	002140	549100	0000	0304	0432	677.88			Paddys Run FPG March 2020 Accrual Estimate	Yes.PROPPSITE.6852387
	0100	111	002140	002140	553010	0000	0301	0432	260.00			Paddys Run Suburban Septic March 2020 Accrual Estimate	Yes.CTPR13.7767163
	0100	111	002140	002140	549100	0000	0301	0432	200.00			Paddys Run Action Pest March 2020 Accrual Estimate	Yes.PROPPSITE.PLANTMISC549
	0100	111	002130	002130	549100	0000	0301	0172	425.00			CR7 Action Pest March 2020 Accrual Estimate	Yes.CROPPSITE.PLANTMISC549
	0100	111	002130	002130	554100	0000	0301	0172	15,200.00			CR7 Outage Assured Assets March 2020 Accrual Estimate	Yes.CRO7520.7728850
	0100	111	002130	002130	554100	0000	0301	0172	4,554.00			CR7 Outage Atlas Copco March 2020 Accrual Estimate	Yes.CRO7520.7728850

Attachment to Response to AG-RIU Case No. 2020-00350 C-2 Question No. 22(b)

Database ORAOEBSPROD.OEBSPROD
 Data Access Set LGE ENERGY LLC
 Ledger LGE ENERGY LLC
 Chart Of Accounts Accounting Flexfield
 Currency USD

Category	* List - Text Accrual
Source	* List - Text Spreadsheet
Accounting Date	* List - Date 3/31/2020
Group ID	Number 12046
Batch Name	Text PG-SML
Journal Name	Text J701-0100-0320
Journal Description	Text Power Generation Accrual
Reverse Journal	List - Text Yes
Reversal Period/Date	List - Text APR-2020

Upi	Company	Product	Org	Exp Org	Account	IC	Exp Type	Loc	Debit	Credit	Stat Amount	Line Description	Line DFF (Project.Task)
				* List - Text					* Number	* Number	Number	Text	List - Text
Rd	0100	111	002130	002130	549100	0000	0301	0172	3,173.00			CR7 Bains March 2020 Accrual Estimate	Yes.CROPPSITE.GROUNDS549
Rd	0100	111	002130	002130	554100	0000	0301	0172	6,177.00			CR7 Black & Veatch March 2020 Accrual Estimate	Yes.CRCNT.BLACK554
Rd	0100	111	002130	002130	552100	0000	0301	0172	1,660.10			CR7 Blue Tank Pump March 2020 Accrual Estimate	Yes.CRSB.PLANTMISC552
Rd	0100	111	002130	002130	549100	0000	0413	0172	4,085.00			CR7 Brenntag March 2020 Accrual Estimate	Yes.CRCHM.BRENNTAG549
Rd	0100	112	002130	002130	554100	0000	0301	0172	5,573.23			CR7 Outage CCI Valves Feb/Mar 2020 Accrual Estimate	Yes.CR07S20.7724299
Rd	0100	112	002130	002130	554100	0000	0301	0172	5,573.23			CR7 Outage CCI Valves Feb/Mar 2020 Accrual Estimate	Yes.CR07S20.7724327
Rd	0100	112	002130	002130	554100	0000	0301	0172	8,359.85			CR7 Outage CCI Valves Feb/Mar 2020 Accrual Estimate	Yes.CR07S20.7724303
Rd	0100	112	002130	002130	554100	0000	0301	0172	8,359.85			CR7 Outage CCI Valves Feb/Mar 2020 Accrual Estimate	Yes.CR07S20.7724331
Rd	0100	112	002130	002130	554100	0000	0301	0172	5,573.23			CR7 Outage CCI Valves Feb/Mar 2020 Accrual Estimate	Yes.CR07S20.7724292
Rd	0100	112	002130	002130	554100	0000	0301	0172	5,573.23			CR7 Outage CCI Valves Feb/Mar 2020 Accrual Estimate	Yes.CR07S20.7724321
Rd	0100	112	002130	002130	554100	0000	0301	0172	5,573.23			CR7 Outage CCI Valves Feb/Mar 2020 Accrual Estimate	Yes.CR07S20.7724288
Rd	0100	112	002130	002130	554100	0000	0301	0172	5,573.23			CR7 Outage CCI Valves Feb/Mar 2020 Accrual Estimate	Yes.CR07S20.7724317
Rd	0100	112	002130	002130	554100	0000	0301	0172	8,359.85			CR7 Outage CCI Valves Feb/Mar 2020 Accrual Estimate	Yes.CR07S20.7724285
Rd	0100	112	002130	002130	554100	0000	0301	0172	8,359.85			CR7 Outage CCI Valves Feb/Mar 2020 Accrual Estimate	Yes.CR07S20.7724314
Rd	0100	112	002130	002130	554100	0000	0301	0172	5,573.23			CR7 Outage CCI Valves Feb/Mar 2020 Accrual Estimate	Yes.CR07S20.7724305
Rd	0100	112	002130	002130	554100	0000	0301	0172	5,573.23			CR7 Outage CCI Valves Feb/Mar 2020 Accrual Estimate	Yes.CR07S20.7724287
Rd	0100	112	002130	002130	553200	0000	0301	0172	5,573.23			CR7 Outage CCI Valves Feb/Mar 2020 Accrual Estimate	Yes.CR07S20.7724282
Rd	0100	112	002130	002130	553200	0000	0301	0172	5,573.23			CR7 Outage CCI Valves Feb/Mar 2020 Accrual Estimate	Yes.CR07S20.7724307
Rd	0100	112	002130	002130	553200	0000	0301	0172	8,359.85			CR7 Outage CCI Valves Feb/Mar 2020 Accrual Estimate	Yes.CR07S20.7724281
Rd	0100	112	002130	002130	553200	0000	0301	0172	8,359.85			CR7 Outage CCI Valves Feb/Mar 2020 Accrual Estimate	Yes.CR07S20.7724306
Rd	0100	112	002130	002130	554100	0000	0301	0172	5,573.23			CR7 Outage CCI Valves Feb/Mar 2020 Accrual Estimate	Yes.CR07S20.7724333
Rd	0100	112	002130	002130	554100	0000	0301	0172	5,573.23			CR7 Outage CCI Valves Feb/Mar 2020 Accrual Estimate	Yes.CR07S20.7724316
Rd	0100	112	002130	002130	553200	0000	0301	0172	5,573.23			CR7 Outage CCI Valves Feb/Mar 2020 Accrual Estimate	Yes.CR07S20.7724301

Attachment to Response to AG-KIUC-2020-00350
 Case No. 2020-00350
 Question No. 22(b)

Database ORAOEBSPROD.OEBSPROD
 Data Access Set LGE ENERGY LLC
 Ledger LGE ENERGY LLC
 Chart Of Accounts Accounting Flexfield
 Currency USD

Category * List - Text Accrual
 Source * List - Text Spreadsheet
 Accounting Date * List - Date 3/31/2020
 Group ID Number 12046
 Batch Name Text PG-SML
 Journal Name Text J701-0100-0320
 Journal Description Text Power Generation Accrual
 Reverse Journal List - Text Yes
 Reversal Period/Date List - Text APR-2020

Upi	Company	Product	Org	Exp Org	Account	IC	Exp Type	Loc	Debit	Credit	Stat Amount	Line Description	Line DFF (Project.Task)
					* List - Text				* Number	* Number	Number	Text	List - Text
R	0100	112	002130	002130	553200	0000	0301	0172	5,573.23			CR7 Outage CCI Valves Feb/Mar 2020 Accrual Estimate	Yes.CR07S20.7724335
R	0100	112	002130	002130	553200	0000	0301	0172	8,359.85			CR7 Outage CCI Valves Feb/Mar 2020 Accrual Estimate	Yes.CR07S20.7724310
R	0100	112	002130	002130	553200	0000	0301	0172	8,359.85			CR7 Outage CCI Valves Feb/Mar 2020 Accrual Estimate	Yes.CR07S20.7724334
R	0100	112	002130	002130	553010	0000	0301	0172	5,573.23			CR7 Outage CCI Valves Feb/Mar 2020 Accrual Estimate	Yes.CR07S20.7724346
R	0100	112	002130	002130	553010	0000	0301	0172	5,573.23			CR7 Outage CCI Valves Feb/Mar 2020 Accrual Estimate	Yes.CR07S20.7724349
R	0100	112	002130	002130	553010	0000	0301	0172	8,359.85			CR7 Outage CCI Valves Feb/Mar 2020 Accrual Estimate	Yes.CR07S20.7724347
R	0100	112	002130	002130	553010	0000	0301	0172	8,359.85			CR7 Outage CCI Valves Feb/Mar 2020 Accrual Estimate	Yes.CR07S20.7724347
R	0100	111	002130	002130	552100	0000	0301	0172	5,000.00			CR7 CSS March 2020 Accrual Estimate	Yes.CRSB.PLANTMISC552
R	0100	112	002130	002130	553010	0000	0301	0172	280,250.00			CR7 Energis Feb 2020 Accrual Estimate	Yes.CR07S20.7711336
R	0100	112	002130	002130	553010	0000	0301	0172	280,250.00			CR7 Energis Feb 2020 Accrual Estimate	Yes.CR07S20.7711340
R	0100	112	002130	002130	552100	0000	0304	0172	336.00			CR7 Ouatge FPG March 2020 Accrual Estimate	Yes.CR07S20.7724403
R	0100	111	002130	002130	549100	0000	0304	0172	1,901.00			CR7 FPG March 2020 Accrual Estimate	Yes.CROPSSITE.JANITOR549
R	0100	112	002130	002130	553200	0000	0301	0172	13,434.00			CR7 Outage Flosource March 2020 Accrual Estimate	Yes.CR07S20.7724433
R	0100	112	002130	002130	553010	0000	0455	0172	2,861.10			CR7 Heritage Petroleum March 2020 Accrual Estimate	Yes.CR07S20.7739940
R	0100	112	002130	002130	553010	0000	0301	0172	86,259.00			CR7 Outage Hydralube March 2020 Accrual Estimate	Yes.CR07S20.7739974
R	0100	111	002130	002130	553200	0000	0301	0172	1,496.70			CR7 Outage Incorp March 2020 Accrual Estimate	Yes.CR07S20.7571792
R	0100	112	002130	002130	552100	0000	0301	0172	535.20			CR7 Outage Incorp March 2020 Accrual Estimate	Yes.CR07S20.7721700
R	0100	112	002130	002130	554100	0000	0301	0172	427.00			CR7 Outage Incorp March 2020 Accrual Estimate	Yes.CR07S20.7724286
R	0100	112	002130	002130	554100	0000	0301	0172	298.90			CR7 Outage Incorp March 2020 Accrual Estimate	Yes.CR07S20.7724291
R	0100	112	002130	002130	554100	0000	0301	0172	256.20			CR7 Outage Incorp March 2020 Accrual Estimate	Yes.CR07S20.7724295
R	0100	112	002130	002130	554100	0000	0301	0172	427.00			CR7 Outage Incorp March 2020 Accrual Estimate	Yes.CR07S20.7724315
R	0100	112	002130	002130	553010	0000	0301	0172	213.50			CR7 Outage Incorp March 2020 Accrual Estimate	Yes.CR07S20.7724315
R	0100	112	002130	002130	553010	0000	0301	0172	213.50			CR7 Outage Incorp March 2020 Accrual Estimate	Yes.CR07S20.7724315

Attachment for Response to AG-KIUC-2020-00350
 Case No. 2020-00350
 Question No. 22(b)

Database ORAOEBSPROD.OEBSPROD
 Data Access Set LGE ENERGY LLC
 Ledger LGE ENERGY LLC
 Chart Of Accounts Accounting Flexfield
 Currency USD

Category * List - Text Accrual
 Source * List - Text Spreadsheet
 Accounting Date * List - Date 3/31/2020
 Group ID Number 12046
 Batch Name Text PG-SML
 Journal Name Text J701-0100-0320
 Journal Description Text Power Generation Accrual
 Reverse Journal List - Text Yes
 Reversal Period/Date List - Text APR-2020

Upi	Company	Product	Org	Exp Org	Account	IC	Exp Type	Loc	Debit	Credit	Stat Amount	Line Description	Line DFF (Project.Task)
					* List - Text				* Number	* Number	Number	Text	List - Text
R	0100	112	002130	002130	554100	0000	0301	0172	100.35			CR7 Outage Incorp March 2020 Accrual Estimate	Yes.CR07S20.7724518
R	0100	112	002130	002130	554100	0000	0301	0172	265.10			CR7 Outage Incorp March 2020 Accrual Estimate	Yes.CR07S20.7724532
R	0100	112	002130	002130	554100	0000	0301	0172	265.10			CR7 Outage Incorp March 2020 Accrual Estimate	Yes.CR07S20.7724537
R	0100	112	002130	002130	554100	0000	0301	0172	683.20			CR7 Outage Incorp March 2020 Accrual Estimate	Yes.CR07S20.7724552
R	0100	112	002130	002130	554100	0000	0301	0172	505.30			CR7 Outage Incorp March 2020 Accrual Estimate	Yes.CR07S20.7724560
R	0100	112	002130	002130	553200	0000	0301	0172	683.20			CR7 Outage Incorp March 2020 Accrual Estimate	Yes.CR07S20.7724562
R	0100	112	002130	002130	554100	0000	0301	0172	1,781.55			CR7 Outage Incorp March 2020 Accrual Estimate	Yes.CR07S20.7724566
R	0100	112	002130	002130	554100	0000	0301	0172	85.40			CR7 Outage Incorp March 2020 Accrual Estimate	Yes.CR07S20.7724572
R	0100	112	002130	002130	554100	0000	0301	0172	505.30			CR7 Outage Incorp March 2020 Accrual Estimate	Yes.CR07S20.7724574
R	0100	112	002130	002130	553200	0000	0301	0172	1,054.70			CR7 Outage Incorp March 2020 Accrual Estimate	Yes.CR07S20.7724576
R	0100	112	002130	002130	553010	0000	0301	0172	50.18			CR7 Outage Incorp March 2020 Accrual Estimate	Yes.CR07S20.7724578
R	0100	112	002130	002130	553010	0000	0301	0172	150.53			CR7 Outage Incorp March 2020 Accrual Estimate	Yes.CR07S20.7724580
R	0100	111	002130	002130	553010	0000	0301	0172	167.25			CR7 Outage Incorp March 2020 Accrual Estimate	Yes.CR07S20.7724691
R	0100	112	002130	002130	553010	0000	0301	0172	618.45			CR7 Outage Incorp March 2020 Accrual Estimate	Yes.CR07S20.7724699
R	0100	112	002130	002130	553010	0000	0301	0172	551.55			CR7 Outage Incorp March 2020 Accrual Estimate	Yes.CR07S20.7724703
R	0100	112	002130	002130	553010	0000	0301	0172	428.80			CR7 Outage Incorp March 2020 Accrual Estimate	Yes.CR07S20.7724708
R	0100	112	002130	002130	553010	0000	0301	0172	648.00			CR7 Outage Incorp March 2020 Accrual Estimate	Yes.CR07S20.7724713
R	0100	112	002130	002130	553010	0000	0301	0172	551.55			CR7 Outage Incorp March 2020 Accrual Estimate	Yes.CR07S20.7724717
R	0100	111	002130	002130	553200	0000	0301	0172	1,723.00			CR7 Outage Incorp March 2020 Accrual Estimate	Yes.CR07S20.7728199
R	0100	111	002130	002130	553200	0000	0301	0172	1,934.35			CR7 Outage Incorp March 2020 Accrual Estimate	Yes.CR07S20.7728202
R	0100	112	002130	002130	553010	0000	0301	0172	1,733.80			CR7 Outage Incorp March 2020 Accrual Estimate	Yes.CR07S20.7738427
R	0100	112	002130	002130	553010	0000	0301	0172	1,137.75			CR7 Outage Incorp March 2020 Accrual Estimate	Yes.CR07S20.7749179
R	0100	112	002130	002130	553010	0000	0301	0172	6,177.40			CR7 Outage Incorp March 2020 Accrual Estimate	Yes.CR07S20.7749179

Attachment for Response to AG-KIUC-2020-00350
 Case No. 2020-00350
 Question No. 22(b)

Database ORAOEBSPROD.OEBSPROD
 Data Access Set LGE ENERGY LLC
 Ledger LGE ENERGY LLC
 Chart Of Accounts Accounting Flexfield
 Currency USD

Category * List - Text Accrual
 Source * List - Text Spreadsheet
 Accounting Date * List - Date 3/31/2020
 Group ID Number 12046
 Batch Name Text PG-SML
 Journal Name Text J701-0100-0320
 Journal Description Text Power Generation Accrual
 Reverse Journal List - Text Yes
 Reversal Period/Date List - Text APR-2020

Upi	Company	Product	Org	Exp Org	Account	IC	Exp Type	Loc	Debit	Credit	Stat Amount	Line Description	Line DFF (Project.Task)
					* List - Text				* Number	* Number	Number	Text	List - Text
R	0100	112	002130	002130	554100	0000	0301	0172	128.10			CR7 Outage Incorp March 2020 Accrual Estimate	Yes.CR07S20.7759349
R	0100	112	002130	002130	552100	0000	0301	0172	1,730.00			CR7 Outage Incorp March 2020 Accrual Estimate	Yes.CR07S20.7761280
R	0100	112	002130	002130	553010	0000	0301	0172	3,615.10			CR7 Outage Incorp March 2020 Accrual Estimate	Yes.CR07S20.7763056
R	0100	112	002130	002130	553200	0000	0301	0172	2,031.50			CR7 Outage Incorp March 2020 Accrual Estimate	Yes.CR07S20.7763834
R	0100	112	002130	002130	553010	0000	0301	0172	1,400.45			CR7 Outage Incorp March 2020 Accrual Estimate	Yes.CR07S20.7769300
R	0100	112	002130	002130	554100	0000	0301	0172	2,003.55			CR7 Outage Incorp March 2020 Accrual Estimate	Yes.CR07S20.7774314
R	0100	112	002130	002130	553200	0000	0301	0172	14,129.20			CR7 Outage Incorp March 2020 Accrual Estimate	Yes.CR07S20.7776297
R	0100	111	002130	002130	553200	0000	0301	0172	362.25			CR7 Incorp March 2020 Accrual Estimate	Yes.CRHS1.7730915
R	0100	111	002130	002130	553200	0000	0301	0172	408.50			CR7 Incorp March 2020 Accrual Estimate	Yes.CRHS2.7730917
R	0100	112	002130	002130	552100	0000	0301	0172	60,600.00			CR7 Outage ICT March 2020 Accrual Estimate	Yes.CR07S20.7777568
R	0100	112	002130	002130	554100	0000	0301	0172	10,766.67			CR7 Outage ICT March 2020 Accrual Estimate	Yes.CR07S20.7729894
R	0100	112	002130	002130	554100	0000	0301	0172	10,766.67			CR7 Outage ICT March 2020 Accrual Estimate	Yes.CR07S20.7729896
R	0100	112	002130	002130	552100	0000	0301	0172	10,766.66			CR7 Outage ICT March 2020 Accrual Estimate	Yes.CR07S20.7729897
R	0100	111	002130	002130	552100	0000	0301	0172	32,876.62			CR7 Marine Solutions March 2020 Accrual Estimate	Yes.CRSB.PLANTMISC552
R	0100	111	002130	002130	554100	0000	0301	0172	35,300.00			CR7 Outage McHaele March 2020 Accrual Estimate	Yes.CR07S20.7633801
R	0100	111	002130	002130	554100	0000	0301	0172	13,796.70			CR7 Outage Optimal Inspection March 2020 Accrual Estimate	Yes.CR07S20.7726061
R	0100	111	002130	002130	552100	0000	0301	0172	13,384.00			CR7 Peak Industrial March 2020 Accrual Estimate	Yes.CRSB.PLANTMISC552
R	0100	111	002130	002130	554100	0000	0301	0172	2,581.41			CR7 Outage PIC Aux March 2020 Accrual Estimate	Yes.CR07S20.7188543
R	0100	112	002130	002130	553200	0000	0301	0172	501.20			CR7 Outage PIC Aux March 2020 Accrual Estimate	Yes.CR07S20.7308636
R	0100	112	002130	002130	553200	0000	0301	0172	1,086.56			CR7 Outage PIC Aux March 2020 Accrual Estimate	Yes.CR07S20.7308637
R	0100	111	002130	002130	552100	0000	0301	0172	1,116.09			CR7 Outage PIC Aux March 2020 Accrual Estimate	Yes.CR07S20.7313262
R	0100	112	002130	002130	553200	0000	0301	0172	332.64			CR7 Outage PIC Aux March 2020 Accrual Estimate	Yes.CR07S20.7387122
R	0100	112	002130	002130	553200	0000	0301	0172	222.64			CR7 Outage PIC Aux March 2020 Accrual Estimate	Yes.CR07S20.7387122

Attachment for Response to AG-KIUC Case No. 2020-00350
 Question No. 22(b)

Database ORAOEBSPROD.OEBSPROD
 Data Access Set LGE ENERGY LLC
 Ledger LGE ENERGY LLC
 Chart Of Accounts Accounting Flexfield
 Currency USD

Category * List - Text Accrual
 Source * List - Text Spreadsheet
 Accounting Date * List - Date 3/31/2020
 Group ID Number 12046
 Batch Name Text PG-SML
 Journal Name Text J701-0100-0320
 Journal Description Text Power Generation Accrual
 Reverse Journal List - Text Yes
 Reversal Period/Date List - Text APR-2020

Upi	Company	Product	Org	Exp Org	Account	IC	Exp Type	Loc	Debit	Credit	Stat Amount	Line Description	Line DFF (Project.Task)
					* List - Text				* Number	* Number	Number	Text	List - Text
Rd	0100	111	002130	002130	553200	0000	0301	0172	1,780.85			CR7 Outage PIC Aux March 2020 Accrual Estimate	Yes.CR07S20.7721709
Rd	0100	112	002130	002130	553010	0000	0301	0172	691.24			CR7 Outage PIC Aux March 2020 Accrual Estimate	Yes.CR07S20.7724362
Rd	0100	112	002130	002130	553200	0000	0301	0172	179.24			CR7 Outage PIC Aux March 2020 Accrual Estimate	Yes.CR07S20.7724369
Rd	0100	112	002130	002130	553010	0000	0301	0172	1,024.14			CR7 Outage PIC Aux March 2020 Accrual Estimate	Yes.CR07S20.7724377
Rd	0100	112	002130	002130	553200	0000	0301	0172	179.24			CR7 Outage PIC Aux March 2020 Accrual Estimate	Yes.CR07S20.7724384
Rd	0100	112	002130	002130	553010	0000	0301	0172	1,856.64			CR7 Outage PIC Aux March 2020 Accrual Estimate	Yes.CR07S20.7724478
Rd	0100	112	002130	002130	553010	0000	0301	0172	3,621.39			CR7 Outage PIC Aux March 2020 Accrual Estimate	Yes.CR07S20.7724481
Rd	0100	112	002130	002130	554100	0000	0301	0172	1,570.93			CR7 Outage PIC Aux March 2020 Accrual Estimate	Yes.CR07S20.7724507
Rd	0100	112	002130	002130	553010	0000	0301	0172	296.90			CR7 Outage PIC Aux March 2020 Accrual Estimate	Yes.CR07S20.7724649
Rd	0100	112	002130	002130	553010	0000	0301	0172	918.71			CR7 Outage PIC Aux March 2020 Accrual Estimate	Yes.CR07S20.7724651
Rd	0100	111	002130	002130	553200	0000	0301	0172	4,880.31			CR7 Outage PIC Aux March 2020 Accrual Estimate	Yes.CR07S20.7730982
Rd	0100	112	002130	002130	552100	0000	0301	0172	1,385.28			CR7 Outage PIC Aux March 2020 Accrual Estimate	Yes.CR07S20.7761282
Rd	0100	112	002130	002130	553010	0000	0301	0172	3,063.52			CR7 Outage PIC Aux March 2020 Accrual Estimate	Yes.CR07S20.7765306
Rd	0100	112	002130	002130	553010	0000	0301	0172	511.84			CR7 Outage PIC Aux March 2020 Accrual Estimate	Yes.CR07S20.7782710
Rd	0100	112	002130	002130	553010	0000	0301	0172	790.55			CR7 Outage PIC Aux March 2020 Accrual Estimate	Yes.CR07S20.7782759
Rd	0100	112	002130	002130	553010	0000	0301	0172	5,289.32			CR7 Outage PIC Aux March 2020 Accrual Estimate	Yes.CR07S20.7791085
Rd	0100	111	002130	002130	554100	0000	0301	0172	3,298.39			CR7 PIC Aux March 2020 Accrual Estimate	Yes.CRRW.7754710
Rd	0100	111	002130	002130	554100	0000	0301	0172	176.49			CR7 PIC Aux March 2020 Accrual Estimate	Yes.CRSP.7772521
Rd	0100	111	002130	002130	553200	0000	0304	0172	433.31			CR7 Outage PIC Sup March 2020 Accrual Estimate	Yes.CR07S20.6938528
Rd	0100	111	002130	002130	554100	0000	0304	0172	1,462.86			CR7 Outage PIC Sup March 2020 Accrual Estimate	Yes.CR07S20.7188543
Rd	0100	111	002130	002130	553200	0000	0304	0172	184.59			CR7 Outage PIC Sup March 2020 Accrual Estimate	Yes.CR07S20.7302931
Rd	0100	112	002130	002130	553200	0000	0304	0172	209.20			CR7 Outage PIC Sup March 2020 Accrual Estimate	Yes.CR07S20.7308690
Rd	0100	112	002130	002130	553200	0000	0304	0172	1,318.23			CR7 Outage PIC Sup March 2020 Accrual Estimate	Yes.CR07S20.7309097

Attachment for Response to AG-KIUC-2020-00350
 Case No. 2020-00350
 Question No. 22(b)

Database ORAOEBSPROD.OEBSPROD
 Data Access Set LGE ENERGY LLC
 Ledger LGE ENERGY LLC
 Chart Of Accounts Accounting Flexfield
 Currency USD

Category * List - Text Accrual
 Source * List - Text Spreadsheet
 Accounting Date * List - Date 3/31/2020
 Group ID Number 12046
 Batch Name Text PG-SML
 Journal Name Text J701-0100-0320
 Journal Description Text Power Generation Accrual
 Reverse Journal List - Text Yes
 Reversal Period/Date List - Text APR-2020

Upi	Company	Product	Org	Exp Org	Account	IC	Exp Type	Loc	Debit	Credit	Stat Amount	Line Description	Line DFF (Project.Task)
				* List - Text					* Number	* Number	Number	Text	List - Text
Rd	0100	112	002130	002130	553200	0000	0304	0172	815.76			CR7 Outage PIC Sup March 2020 Accrual Estimate	Yes.CR07S20.7308643
Rd	0100	112	002130	002130	553200	0000	0304	0172	616.92			CR7 Outage PIC Sup March 2020 Accrual Estimate	Yes.CR07S20.7308644
Rd	0100	111	002130	002130	552100	0000	0304	0172	197.22			CR7 Outage PIC Sup March 2020 Accrual Estimate	Yes.CR07S20.7313262
Rd	0100	112	002130	002130	553200	0000	0304	0172	492.24			CR7 Outage PIC Sup March 2020 Accrual Estimate	Yes.CR07S20.7315281
Rd	0100	112	002130	002130	553200	0000	0304	0172	222.48			CR7 Outage PIC Sup March 2020 Accrual Estimate	Yes.CR07S20.7329489
Rd	0100	112	002130	002130	553200	0000	0304	0172	261.50			CR7 Outage PIC Sup March 2020 Accrual Estimate	Yes.CR07S20.7329498
Rd	0100	112	002130	002130	554100	0000	0304	0172	492.24			CR7 Outage PIC Sup March 2020 Accrual Estimate	Yes.CR07S20.7346114
Rd	0100	112	002130	002130	553200	0000	0304	0172	266.37			CR7 Outage PIC Sup March 2020 Accrual Estimate	Yes.CR07S20.7362166
Rd	0100	112	002130	002130	553200	0000	0304	0172	553.93			CR7 Outage PIC Sup March 2020 Accrual Estimate	Yes.CR07S20.7387122
Rd	0100	111	002130	002130	554100	0000	0304	0172	739.98			CR7 Outage PIC Sup March 2020 Accrual Estimate	Yes.CR07S20.7453108
Rd	0100	112	002130	002130	553200	0000	0304	0172	996.57			CR7 Outage PIC Sup March 2020 Accrual Estimate	Yes.CR07S20.7491811
Rd	0100	112	002130	002130	553200	0000	0304	0172	2,445.35			CR7 Outage PIC Sup March 2020 Accrual Estimate	Yes.CR07S20.7517157
Rd	0100	112	002130	002130	553200	0000	0304	0172	646.06			CR7 Outage PIC Sup March 2020 Accrual Estimate	Yes.CR07S20.7608702
Rd	0100	111	002130	002130	554100	0000	0304	0172	615.55			CR7 Outage PIC Sup March 2020 Accrual Estimate	Yes.CR07S20.7620276
Rd	0100	112	002130	002130	553010	0000	0304	0172	296.64			CR7 Outage PIC Sup March 2020 Accrual Estimate	Yes.CR07S20.7624149
Rd	0100	111	002130	002130	553200	0000	0304	0172	392.25			CR7 Outage PIC Sup March 2020 Accrual Estimate	Yes.CR07S20.7695511
Rd	0100	112	002130	002130	553200	0000	0304	0172	376.87			CR7 Outage PIC Sup March 2020 Accrual Estimate	Yes.CR07S20.7695513
Rd	0100	111	002130	002130	553200	0000	0304	0172	148.32			CR7 Outage PIC Sup March 2020 Accrual Estimate	Yes.CR07S20.7695520
Rd	0100	111	002130	002130	553200	0000	0304	0172	221.67			CR7 Outage PIC Sup March 2020 Accrual Estimate	Yes.CR07S20.7695523
Rd	0100	111	002130	002130	553200	0000	0304	0172	484.72			CR7 Outage PIC Sup March 2020 Accrual Estimate	Yes.CR07S20.7695524
Rd	0100	111	002130	002130	553200	0000	0304	0172	333.95			CR7 Outage PIC Sup March 2020 Accrual Estimate	Yes.CR07S20.7695525
Rd	0100	111	002130	002130	553200	0000	0304	0172	967.31			CR7 Outage PIC Sup March 2020 Accrual Estimate	Yes.CR07S20.7721709
Rd	0100	112	002130	002130	553010	0000	0304	0172	629.55			CR7 Outage PIC Sup March 2020 Accrual Estimate	Yes.CR07S20.7724362
Rd	0100	112	002130	002130	553200	0000	0304	0172	248.20			CR7 Outage PIC Sup March 2020 Accrual Estimate	Yes.CR07S20.7724365

Attachment to Response to AG-KTU Case No. 2020-00350
 C-2 Question No. 22(b)

Database ORAOEBSPROD.OEBSPROD
 Data Access Set LGE ENERGY LLC
 Ledger LGE ENERGY LLC
 Chart Of Accounts Accounting Flexfield
 Currency USD

Category * List - Text Accrual
 Source * List - Text Spreadsheet
 Accounting Date * List - Date 3/31/2020
 Group ID Number 12046
 Batch Name Text PG-SML
 Journal Name Text J701-0100-0320
 Journal Description Text Power Generation Accrual
 Reverse Journal List - Text Yes
 Reversal Period/Date List - Text APR-2020

Upi	Company	Product	Org	Exp Org	Account	IC	Exp Type	Loc	Debit	Credit	Stat Amount	Line Description	Line DFF (Project.Task)
					* List - Text				* Number	* Number	Number	Text	List - Text
Ru	0100	112	002130	002130	553200	0000	0304	0172	1,036.61			CR7 Outage PIC Sup March 2020 Accrual Estimate	Yes.CR07S20.7724367
Ru	0100	112	002130	002130	553200	0000	0304	0172	283.20			CR7 Outage PIC Sup March 2020 Accrual Estimate	Yes.CR07S20.7724369
Ru	0100	112	002130	002130	553010	0000	0304	0172	307.65			CR7 Outage PIC Sup March 2020 Accrual Estimate	Yes.CR07S20.7724377
Ru	0100	112	002130	002130	553200	0000	0304	0172	809.68			CR7 Outage PIC Sup March 2020 Accrual Estimate	Yes.CR07S20.7724382
Ru	0100	112	002130	002130	553200	0000	0304	0172	246.12			CR7 Outage PIC Sup March 2020 Accrual Estimate	Yes.CR07S20.7724384
Ru	0100	112	002130	002130	553010	0000	0304	0172	246.12			CR7 Outage PIC Sup March 2020 Accrual Estimate	Yes.CR07S20.7724393
Ru	0100	112	002130	002130	553010	0000	0304	0172	504.87			CR7 Outage PIC Sup March 2020 Accrual Estimate	Yes.CR07S20.7724481
Ru	0100	112	002130	002130	553010	0000	0304	0172	259.56			CR7 Outage PIC Sup March 2020 Accrual Estimate	Yes.CR07S20.7724647
Ru	0100	112	002130	002130	553010	0000	0304	0172	407.88			CR7 Outage PIC Sup March 2020 Accrual Estimate	Yes.CR07S20.7724649
Ru	0100	112	002130	002130	553010	0000	0304	0172	74.16			CR7 Outage PIC Sup March 2020 Accrual Estimate	Yes.CR07S20.7724651
Ru	0100	111	002130	002130	553200	0000	0304	0172	987.33			CR7 Outage PIC Sup March 2020 Accrual Estimate	Yes.CR07S20.7728205
Ru	0100	111	002130	002130	553200	0000	0304	0172	2,257.54			CR7 Outage PIC Sup March 2020 Accrual Estimate	Yes.CR07S20.7728208
Ru	0100	112	002130	002130	553010	0000	0304	0172	74.16			CR7 Outage PIC Sup March 2020 Accrual Estimate	Yes.CR07S20.7728849
Ru	0100	111	002130	002130	553200	0000	0304	0172	5,070.61			CR7 Outage PIC Sup March 2020 Accrual Estimate	Yes.CR07S20.7730982
Ru	0100	112	002130	002130	554100	0000	0304	0172	222.48			CR7 Outage PIC Sup March 2020 Accrual Estimate	Yes.CR07S20.7738478
Ru	0100	112	002130	002130	553010	0000	0304	0172	919.88			CR7 Outage PIC Sup March 2020 Accrual Estimate	Yes.CR07S20.7751631
Ru	0100	112	002130	002130	552100	0000	0304	0172	248.20			CR7 Outage PIC Sup March 2020 Accrual Estimate	Yes.CR07S20.7761282
Ru	0100	112	002130	002130	552100	0000	0304	0172	7,598.86			CR7 Outage PIC Sup March 2020 Accrual Estimate	Yes.CR07S20.7761284
Ru	0100	112	002130	002130	553200	0000	0304	0172	345.54			CR7 Outage PIC Sup March 2020 Accrual Estimate	Yes.CR07S20.7769309
Ru	0100	112	002130	002130	552100	0000	0304	0172	123.06			CR7 Outage PIC Sup March 2020 Accrual Estimate	Yes.CR07S20.7769319
Ru	0100	112	002130	002130	554100	0000	0304	0172	788.07			CR7 Outage PIC Sup March 2020 Accrual Estimate	Yes.CR07S20.7777078
Ru	0100	111	002130	002130	553200	0000	0304	0172	135.69			CR7 PIC Sup March 2020 Accrual Estimate	Yes.CR07S1.7780915
Ru	0100	111	002130	002130	553200	0000	0304	0172	517.50			CR7 PIC Sup March 2020 Accrual Estimate	Yes.CR07S1.7780917

Attachment for Response to AG-KIUC-2020-00350
 Case No. 2020-00350
 Question No. 22(b)

Database ORAOEBSPROD.OEBSPROD
 Data Access Set LGE ENERGY LLC
 Ledger LGE ENERGY LLC
 Chart Of Accounts Accounting Flexfield
 Currency USD

Category * List - Text Accrual
 Source * List - Text Spreadsheet
 Accounting Date * List - Date 3/31/2020
 Group ID Number 12046
 Batch Name Text PG-SML
 Journal Name Text J701-0100-0320
 Journal Description Text Power Generation Accrual
 Reverse Journal List - Text Yes
 Reversal Period/Date List - Text APR-2020

Upi	Company	Product	Org	Exp Org	Account	IC	Exp Type	Loc	Debit	Credit	Stat Amount	Line Description	Line DFF (Project.Task)
				* List - Text					* Number	* Number	Number	Text	List - Text
R	0100	111	002130	002130	163012	0000	0304	0172	1,335.20			CR7 PIC Sup March 2020 Accrual Estimate	Yes.CROPSITE.7711979
R	0100	111	002130	002130	554100	0000	0304	0172	184.59			CR7 PIC Sup March 2020 Accrual Estimate	Yes.CRRW.7696094
R	0100	111	002130	002130	554100	0000	0304	0172	307.65			CR7 PIC Sup March 2020 Accrual Estimate	Yes.CRRW.7754710
R	0100	112	002130	002130	553010	0000	0301	0172	5,159.46			Service Shop PIC March 2020 Accrual Estimate	Yes.CR07S20.7724478
R	0100	112	002130	002130	553010	0000	0301	0172	272.00			Service Shop PIC March 2020 Accrual Estimate	Yes.CR07S20.7765306
R	0100	112	002130	002130	553010	0000	0301	0172	1,431.72			Service Shop PIC March 2020 Accrual Estimate	Yes.CR07S20.7782710
R	0100	112	002130	002130	552100	0000	0301	0172	280,867.67			CR7 Outage Precision Services March 2020 Accrual Estimate	Yes.CR07S20.7724686
R	0100	111	002130	002130	552100	0000	0301	0172	29,797.60			CR7 Outage Ready Electric March 2020 Accrual Estimate	Yes.CR07S20.7728854
R	0100	112	002130	002130	552100	0000	0301	0172	29,797.60			CR7 Outage Ready Electric March 2020 Accrual Estimate	Yes.CR07S20.7728856
R	0100	111	002130	002130	554100	0000	0301	0172	2,730.00			CR7 Sentry March 2020 Accrual Estimate	Yes.CRWT.AQUATIPRO554
R	0100	111	002130	002130	553010	0000	0301	0172	5,657.93			CR7 Outage Siemens March 2020 Accrual Estimate	Yes.CR07S20.7632183
R	0100	111	002130	002130	553010	0000	0301	0172	99,137.66			CR7 Outage Siemens March 2020 Accrual Estimate	Yes.CR07S20.7645293
R	0100	112	002130	002130	553010	0000	0301	0172	27,280.00			CR7 Outage Siemens March 2020 Accrual Estimate	Yes.CR07S20.7724390
R	0100	112	002130	002130	553010	0000	0301	0172	985,243.45			CR7 Outage Siemens March 2020 Accrual Estimate	Yes.CR07S20.7724392
R	0100	112	002130	002130	553010	0000	0301	0172	31,123.60			CR7 Outage Siemens March 2020 Accrual Estimate	Yes.CR07S20.7724607
R	0100	112	002130	002130	553010	0000	0301	0172	27,280.00			CR7 Outage Siemens March 2020 Accrual Estimate	Yes.CR07S20.7724608
R	0100	112	002130	002130	553010	0000	0301	0172	27,280.00			CR7 Outage Siemens March 2020 Accrual Estimate	Yes.CR07S20.7724609
R	0100	112	002130	002130	553010	0000	0301	0172	32,280.00			CR7 Outage Siemens March 2020 Accrual Estimate	Yes.CR07S20.7724610
R	0100	112	002130	002130	553010	0000	0301	0172	27,280.00			CR7 Outage Siemens March 2020 Accrual Estimate	Yes.CR07S20.7724611
R	0100	112	002130	002130	553010	0000	0301	0172	27,280.00			CR7 Outage Siemens March 2020 Accrual Estimate	Yes.CR07S20.7724612
R	0100	112	002130	002130	553010	0000	0301	0172	37,124.00			CR7 Outage Siemens March 2020 Accrual Estimate	Yes.CR07S20.7724614
R	0100	112	002130	002130	553010	0000	0301	0172	27,280.00			CR7 Outage Siemens March 2020 Accrual Estimate	Yes.CR07S20.7724615
R	0100	112	002130	002130	553010	0000	0301	0172	37,124.00			CR7 Outage Siemens March 2020 Accrual Estimate	Yes.CR07S20.7724616

Attachment for Response to AG-KIUC Case No. 2020-00350
 Question No. 22(b)

Database ORAOEBSPROD.OEBSPROD
 Data Access Set LGE ENERGY LLC
 Ledger LGE ENERGY LLC
 Chart Of Accounts Accounting Flexfield
 Currency USD

Category * List - Text Accrual
 Source * List - Text Spreadsheet
 Accounting Date * List - Date 3/31/2020
 Group ID Number 12046
 Batch Name Text PG-SML
 Journal Name Text J701-0100-0320
 Journal Description Text Power Generation Accrual
 Reverse Journal List - Text Yes
 Reversal Period/Date List - Text APR-2020

Upi	Company	Product	Org	Exp Org	Account	IC	Exp Type	Loc	Debit	Credit	Stat Amount	Line Description	Line DFF (Project.Task)
					* List - Text				* Number	* Number	Number	Text	List - Text
R	0100	112	002130	002130	553010	0000	0301	0172	37,225.00			CR7 Outage Siemens March 2020 Accrual Estimate	Yes.CR07S20.7724620
R	0100	112	002130	002130	553010	0000	0301	0172	27,280.00			CR7 Outage Siemens March 2020 Accrual Estimate	Yes.CR07S20.7724731
R	0100	112	002130	002130	553010	0000	0301	0172	15,742.00			CR7 Outage Siemens March 2020 Accrual Estimate	Yes.CR07S20.7775239
R	0100	112	002130	002130	553010	0000	0301	0172	76,609.36			CR7 Outage Siemens March 2020 Accrual Estimate	Yes.CR07S20.7777098
R	0100	112	002130	002130	553010	0000	0301	0172	186,700.00			CR7 Outage Siemens March 2020 Accrual Estimate	Yes.CR07S20.7777526
R	0100	111	002130	002130	553010	0000	0301	0172	25,440.00			CR7 Outage Siemens March 2020 Accrual Estimate	Yes.CR07S20.7729928
R	0100	112	002130	002130	553010	0000	0301	0172	2,730.69			CR7 Outage Siemens March 2020 Accrual Estimate	Yes.CR07S20.7730993
R	0100	112	002130	002130	553010	0000	0301	0172	5,403.69			CR7 Outage Siemens March 2020 Accrual Estimate	Yes.CR07S20.7730994
R	0100	112	002130	002130	553010	0000	0301	0172	5,475.42			CR7 Outage Siemens March 2020 Accrual Estimate	Yes.CR07S20.7730996
R	0100	112	002130	002130	553010	0000	0301	0172	40,901.00			CR7 Outage Siemens March 2020 Accrual Estimate	Yes.CR07S20.7730997
R	0100	112	002130	002130	553010	0000	0301	0172	2,730.69			CR7 Outage Siemens March 2020 Accrual Estimate	Yes.CR07S20.7730998
R	0100	112	002130	002130	553010	0000	0301	0172	5,475.42			CR7 Outage Siemens March 2020 Accrual Estimate	Yes.CR07S20.7730999
R	0100	112	002130	002130	553010	0000	0301	0172	8,533.40			CR7 Outage Siemens March 2020 Accrual Estimate	Yes.CR07S20.7731000
R	0100	112	002130	002130	553200	0000	0301	0172	2,000.00			CR7 Outage Team Industrial March 2020 Accrual Estimate	Yes.CR07S20.7724112
R	0100	112	002130	002130	553200	0000	0301	0172	2,000.00			CR7 Outage Team Industrial March 2020 Accrual Estimate	Yes.CR07S20.7724119
R	0100	112	002130	002130	553200	0000	0301	0172	2,000.00			CR7 Outage Team Industrial March 2020 Accrual Estimate	Yes.CR07S20.7724125
R	0100	112	002130	002130	553200	0000	0301	0172	2,000.00			CR7 Outage Team Industrial March 2020 Accrual Estimate	Yes.CR07S20.7724129
R	0100	112	002130	002130	554100	0000	0301	0172	30,741.34			CR7 Outage Team Industrial March 2020 Accrual Estimate	Yes.CR07S20.7778670
R	0100	112	002130	002130	553010	0000	0301	0172	80,000.00			CR7 Outage Turbo Filtration March 2020 Accrual Estimate	Yes.CR07S20.7791085
R	0100	111	002130	002130	549100	0000	0301	0172	715.00			CR7 Suburban Septic March 2020 Accrual Estimate	Yes.CROPSSITE.WASTE549
R	0100	112	002130	002130	553200	0000	0301	0172	5,610.00			CR7 Outage Vogt March 2020 Accrual Estimate	Yes.CR07S20.7724366
R	0100	111	002130	002130	553200	0000	0301	0172	1,250.00			CR7 Outage Vogt March 2020 Accrual Estimate	Yes.CR07S20.7728299
R	0100	111	002130	002130	553200	0000	0301	0172	13,090.00			CR7 Outage Vogt March 2020 Accrual Estimate	Yes.CR07S20.7728299

Attachment for Response to AG-KIUC-2020-00350
 Case No. 2020-00350
 Question No. 22(b)

Database ORAOEBSPROD.OEBSPROD
 Data Access Set LGE ENERGY LLC
 Ledger LGE ENERGY LLC
 Chart Of Accounts Accounting Flexfield
 Currency USD

Category * List - Text Accrual
 Source * List - Text Spreadsheet
 Accounting Date * List - Date 3/31/2020
 Group ID Number 12046
 Batch Name Text PG-SML
 Journal Name Text J701-0100-0320
 Journal Description Text Power Generation Accrual
 Reverse Journal List - Text Yes
 Reversal Period/Date List - Text APR-2020

Upi	Company	Product	Org	Exp Org	Account	IC	Exp Type	Loc	Debit	Credit	Stat Amount	Line Description	Line DFF (Project.Task)
					* List - Text				* Number	* Number	Number	Text	List - Text
R	0100	112	002130	002130	553200	0000	0301	0172	5,610.00			CR7 Outage Vogt March 2020 Accrual Estimate	Yes.CR07S20.7724381
R	0100	111	002130	002130	553200	0000	0301	0172	1,250.00			CR7 Outage Vogt March 2020 Accrual Estimate	Yes.CR07S20.7728206
R	0100	111	002130	002130	553200	0000	0301	0172	13,090.00			CR7 Outage Vogt March 2020 Accrual Estimate	Yes.CR07S20.7728200
R	0100	111	002130	002130	107001	0000	0301	0172	135,504.70			CR7 Siemens T3k March 2020 Accrual Estimate	Yes.152055.7628845
R	0100	111	002130	002130	108901	0000	0301	0172	47,000.00			CR7 Siemens T3k March 2020 Accrual Estimate	Yes.152055.7628869
R	0100	111	002130	002130	107001	0000	0301	0172	615.30			CR7 PIC March 2020 Accrual Estimate	Yes.158878.7636469
R	0100	111	002130	002130	107001	0000	0301	0172	123.06			CR7 PIC March 2020 Accrual Estimate	Yes.159625.7503640
R	0100	111	002140	002140	107001	0000	0455	0430	9,698.72			PR11 Battery Replacement March 2020 Accrual Estimate	Yes.161970.7771219
R	0100	111	002130	002130	107001	0000	0301	0172	34,900.00			CR7 ICT March 2020 Accrual Estimate	Yes.161877.7771311
R	0100	111	002130	002130	108901	0000	0301	0172	14,984.00			CR7 Outage Siemens ST Valve Removal Feb 2020 Accrual Est	Yes.148096.7724689
R	0100	111	002130	002130	108901	0000	0301	0172	79,984.00			CR7 Outage Siemens ST Valve Removal Feb 2020 Accrual Est	Yes.148096.7724693
R	0100	111	002130	002130	108901	0000	0301	0172	14,984.00			CR7 Outage Siemens ST Valve Removal Feb 2020 Accrual Est	Yes.148096.7724697
R	0100	111	002130	002130	108901	0000	0301	0172	14,984.00			CR7 Outage Siemens ST Valve Removal Feb 2020 Accrual Est	Yes.148096.7724701
R	0100	111	002130	002130	108901	0000	0301	0172	14,984.00			CR7 Outage Siemens ST Valve Removal Feb 2020 Accrual Est	Yes.148096.7724705
R	0100	111	002130	002130	108901	0000	0301	0172	14,984.00			CR7 Outage Siemens ST Valve Removal Feb 2020 Accrual Est	Yes.148096.7724710
R	0100	111	002130	002130	108901	0000	0301	0172	14,984.00			CR7 Outage Siemens ST Valve Removal Feb 2020 Accrual Est	Yes.148096.7724715
R	0100	111	002130	002130	108901	0000	0301	0172	14,984.00			CR7 Outage Siemens ST Valve Removal Feb 2020 Accrual Est	Yes.148096.7724719
R	0100	111	002130	002130	107001	0000	0303	0172	93,675.00			CR7 Outage Siemens Valves for Installation Feb 2020 Accrual Est	Yes.148096.7740663
R	0100	111	002130	002130	107001	0000	0303	0172	112,014.00			CR7 Outage Siemens Valves for Installation Feb 2020 Accrual Est	Yes.148096.7740664
R	0100	111	002130	002130	107001	0000	0303	0172	93,675.00			CR7 Outage Siemens Valves for Installation Feb 2020 Accrual Est	Yes.148096.7740665
R	0100	111	002130	002130	107001	0000	0303	0172	93,675.00			CR7 Outage Siemens Valves for Installation Feb 2020 Accrual Est	Yes.148096.7740666
R	0100	111	002130	002130	107001	0000	0303	0172	93,675.00			CR7 Outage Siemens Valves for Installation Feb 2020 Accrual Est	Yes.148096.7740668
R	0100	111	002130	002130	107001	0000	0303	0172	93,675.00			CR7 Outage Siemens Valves for Installation Feb 2020 Accrual Est	Yes.148096.7740669

Attachment to Response to AG-KIUC-2020-00350 Question No. 22(b)

Database ORAOEBSPROD.OEBSPROD
 Data Access Set LGE ENERGY LLC
 Ledger LGE ENERGY LLC
 Chart Of Accounts Accounting Flexfield
 Currency USD

Category	* List - Text Accrual
Source	* List - Text Spreadsheet
Accounting Date	* List - Date 3/31/2020
Group ID	Number 12046
Batch Name	Text PG-SML
Journal Name	Text J701-0100-0320
Journal Description	Text Power Generation Accrual
Reverse Journal	List - Text Yes
Reversal Period/Date	List - Text APR-2020

Upl	Company	Product	Org	Exp Org	Account	IC	Exp Type	Loc	Debit	Credit	Stat Amount	Line Description	Line DFF (Project.Task)
					* List - Text				* Number	* Number	Number	Text	List - Text
Rd	0100	111	002130	002130	107001	0000	0303	0172	93,675.00			CR7 Outage Siemens Valves for Installation Feb 2020 Accrual Est	Yes.148096.7740670
Rd	0100	111	002130	002130	107001	0000	0303	0172	93,675.00			CR7 Outage Siemens Valves for Installation Feb 2020 Accrual Est	Yes.148096.7740671
Rd	0100	111	002130	002130	107001	0000	0301	0172	170,850.00			CR7 Outage Siemens MAD11 ST Bearing 2020 Accrual Est	Yes.162222.7779831
Rd	0100	111	002130	002130	107001	0000	0301	0172	144,904.11			CR7 CCI Valve Repair Feb/Marc 2020 Accrual Estimate	Yes.161447.7724283
Rd	0100	111	002130	002130	107001	0000	0301	0172	1,289,786.84			CR7 L-0 Blades Siemens Nov 2017 Accrual Estimate	Yes.156027.6945081
Rd	0100	111	002130	002130	107001	0000	0303	0172	1,480,029.84			CR7 L-0 Blades Siemens Nov 2017 Accrual Estimate	Yes.156027.6945081
Rd	0100	111	002130	002130	108901	0000	0301	0172	551,183.00			CR7 L-0 Blades Siemens Nov 2017 Accrual Estimate	Yes.156027.6945080
Rd	0100	111	002130	002130	186074	0000	0375	0172	32,802.63			CR7 LTPC Variable Fee CT1 Service (LGE) Siemens - Q1	Yes.CR7LTPC.LTPC186
Rd	0100	111	002130	002130	186074	0000	0475	0172	80,309.89			CR7 LTPC Variable Fee CT1 Matl (LGE) Siemens - Q1	Yes.CR7LTPC.LTPC186
Rd	0100	111	002130	002130	186074	0000	0375	0172	29,307.25			CR7 LTPC Variable Fee CT2 Service (LGE) Siemens - Q1	Yes.CR7LTPC.LTPC186
Rd	0100	111	002130	002130	186074	0000	0475	0172	71,752.24			CR7 LTPC Variable Fee CT2 Matl (LGE) Siemens - Q1	Yes.CR7LTPC.LTPC186
Rd	0100	141	006250	006250	232031	0000	0699	0000		5,087,468.74			Yes.102893.232031
Rd	0100	141	006250	006250	232032	0000	0699	0000		1,059,864.38			Yes.102893.232032
													Yes.102893.232033
													Yes.102893.143053
Rd	0100	141	006250	006250	143012	0000	0699	0000	600,844.47				Yes.102893.143012

Attachment to Response to AG-KIUC-2 Question No. 22(b)
 Power Generation Monthly Accrual - Beneficial R

Case No. 2020-00350

Database ORAOEBSPROD.OEBSPROD
 Data Access Set LGE ENERGY LLC
 Ledger LGE ENERGY LLC
 Chart Of Accounts Accounting Flexfield
 Currency USD

Category	* List - Text Accrual
Source	* List - Text Spreadsheet
Accounting Date	* List - Date 3/31/2020
Group ID	Number 12046
Batch Name	Text PG-SML
Journal Name	Text J701-0100-0320
Journal Description	Text Power Generation Accrual
Reverse Journal	List - Text Yes
Reversal Period/Date	List - Text APR-2020

Upl	Company	Product	Org	Exp Org	Account	IC	Exp Type	Loc	Debit	Credit	Stat Amount	Line Description	Line DFF (Project.Task)
					* List - Text				* Number	* Number	Number	Text	List - Text
	0100	111	006250	006250	232001	0000	0699	0000		4,875,542.17		Power Generation Monthly Accrual	Yes.102893.PPD
	0100	141	006250	006250	163016	0000	0455	0000				Power Generation Inventory Adjustment	
Totals:									11,809,326.30	11,809,326.30			

Description: Power Generation Monthly Accrual

Prepared by: S Laster Approved by: Stacy Ritchey Posted by: S Laster

Upload/Concurrent ID: 52040467 04/02/2020 Posted/Concurrent ID: 52041669

Reversed by: S. Laster Approved by: S Ritchey Rev Posted by: S. Laster
 Rev Upload/Concurrent ID: 52088543 Rev Posted/Concurrent ID: 52088545

Category
Source
Accounting Date
Group ID
Batch Name
Journal Name
Journal Description
Reverse Journal
Reversal Period Date

* List - Text Accrual
* List - Text Spreadsheet
* List - Date 4/30/2020
Number 12046
Text PG-SML
Text J701-0100-0420
Text Power Generation Accrual
List - Text Yes
List - Text MAY-2020

Up	Company	Product	Org	Exp Org	Account	IC	Exp Type	Loc	Debit	Credit	Stat Amount	Line Description	Line DFF (Project,Task)
					List - Text				Number	Number	Number	Text	List - Text
R	0100	111	002130	002130	554100	0000	0304	0172	291.36			CR7 FUL SHIP April 2020 Accrual Estimate	Yes.CRSWT.PLANTMISC554
R	0100	111	002130	002130	554100	0000	0304	0172	281.20			CR7 Outage Siemens March 2020 Accrual Estimate	Yes.CRWV.PLANTMISC554
R	0100	111	002130	002130	552100	0000	0301	0172	16,893.00			CR7 Outage Siemens March 2020 Accrual Estimate	Yes.CRO7S20.7728854
R	0100	112	002130	002130	552100	0000	0301	0172	16,893.00			CR7 Outage Siemens March 2020 Accrual Estimate	Yes.CRO7S20.7728856
R	0100	111	002130	002130	549100	0000	0301	0172	946.00			CR7 Outage Siemens March 2020 Accrual Estimate	Yes.CRMCT.PLANTMISC549
R	0100	111	002130	002130	553010	0000	0301	0172	5,657.93			CR7 Outage Siemens March 2020 Accrual Estimate	Yes.CRO7S20.7632183
R	0100	111	002130	002130	553010	0000	0301	0172	30,109.66			CR7 Outage Siemens March 2020 Accrual Estimate	Yes.CRO7S20.7645293
R	0100	112	002130	002130	553010	0000	0301	0172	27,280.00			CR7 Outage Siemens March 2020 Accrual Estimate	Yes.CRO7S20.7724390
R	0100	112	002130	002130	553010	0000	0301	0172	983,893.45			CR7 Outage Siemens March 2020 Accrual Estimate	Yes.CRO7S20.7724392
R	0100	112	002130	002130	553010	0000	0301	0172	31,123.60			CR7 Outage Siemens March 2020 Accrual Estimate	Yes.CRO7S20.7724607
R	0100	112	002130	002130	553010	0000	0301	0172	27,280.00			CR7 Outage Siemens March 2020 Accrual Estimate	Yes.CRO7S20.7724608
R	0100	112	002130	002130	553010	0000	0301	0172	27,280.00			CR7 Outage Siemens March 2020 Accrual Estimate	Yes.CRO7S20.7724609
R	0100	112	002130	002130	553010	0000	0301	0172	32,280.00			CR7 Outage Siemens March 2020 Accrual Estimate	Yes.CRO7S20.7724610
R	0100	112	002130	002130	553010	0000	0301	0172	27,280.00			CR7 Outage Siemens March 2020 Accrual Estimate	Yes.CRO7S20.7724611
R	0100	112	002130	002130	553010	0000	0301	0172	27,280.00			CR7 Outage Siemens March 2020 Accrual Estimate	Yes.CRO7S20.7724612
R	0100	112	002130	002130	553010	0000	0301	0172	37,124.00			CR7 Outage Siemens March 2020 Accrual Estimate	Yes.CRO7S20.7724614
R	0100	112	002130	002130	553010	0000	0301	0172	27,280.00			CR7 Outage Siemens March 2020 Accrual Estimate	Yes.CRO7S20.7724615
R	0100	112	002130	002130	553010	0000	0301	0172	37,124.00			CR7 Outage Siemens March 2020 Accrual Estimate	Yes.CRO7S20.7724619
R	0100	112	002130	002130	553010	0000	0301	0172	37,225.00			CR7 Outage Siemens March 2020 Accrual Estimate	Yes.CRO7S20.7724620
R	0100	112	002130	002130	553010	0000	0301	0172	27,280.00			CR7 Outage Siemens March 2020 Accrual Estimate	Yes.CRO7S20.7724731
R	0100	112	002130	002130	553010	0000	0301	0172	15,742.00			CR7 Outage Siemens March 2020 Accrual Estimate	Yes.CRO7S20.7775239
R	0100	112	002130	002130	553010	0000	0301	0172	76,609.36			CR7 Outage Siemens March 2020 Accrual Estimate	Yes.CRO7S20.7777098
R	0100	112	002130	002130	553010	0000	0301	0172	204,627.00			CR7 Outage Siemens March 2020 Accrual Estimate	Yes.CRO7S20.7777526
R	0100	111	002130	002130	553010	0000	0301	0172	25,440.00			CR7 Outage Siemens March 2020 Accrual Estimate	Yes.CRO7S20.7729928
R	0100	112	002130	002130	553010	0000	0301	0172	2,730.69			CR7 Outage Siemens March 2020 Accrual Estimate	Yes.CRO7S20.7730993
R	0100	112	002130	002130	553010	0000	0301	0172	5,403.69			CR7 Outage Siemens March 2020 Accrual Estimate	Yes.CRO7S20.7730994
R	0100	112	002130	002130	553010	0000	0301	0172	5,475.42			CR7 Outage Siemens March 2020 Accrual Estimate	Yes.CRO7S20.7730996
R	0100	112	002130	002130	553010	0000	0301	0172	40,901.00			CR7 Outage Siemens March 2020 Accrual Estimate	Yes.CRO7S20.7730997
R	0100	112	002130	002130	553010	0000	0301	0172	2,730.69			CR7 Outage Siemens March 2020 Accrual Estimate	Yes.CRO7S20.7730998
R	0100	112	002130	002130	553010	0000	0301	0172	5,475.42			CR7 Outage Siemens March 2020 Accrual Estimate	Yes.CRO7S20.7730999
R	0100	112	002130	002130	553010	0000	0301	0172	8,533.40			CR7 Outage Siemens March 2020 Accrual Estimate	Yes.CRO7S20.7731000
R	0100	112	002130	002130	553010	0000	0301	0172	80,000.00			CR7 Outage Siemens March 2020 Accrual Estimate	Yes.CRO7S20.7791085
R	0100	111	002130	002130	108901	0000	0301	0172	619.68			Service Shop PIC April 2020 Accrual Estimate	Yes.161106.7799974
R	0100	111	002130	002130	107001	0000	0301	0172	935.73			Service Shop PIC April 2020 Accrual Estimate	Yes.161106.7815281
R	0100	111	002140	002140	107001	0000	0455	0430	9,698.72			PR11 Battery Replacement March 2020 Accrual Estimate	Yes.161970.7771219
R	0100	111	002130	002130	108901	0000	0301	0172	14,984.00			CR7 Outage Siemens ST Valve Removal Feb 2020 Accrual Est	Yes.148096.7724689
R	0100	111	002130	002130	108901	0000	0301	0172	79,984.00			CR7 Outage Siemens ST Valve Removal Feb 2020 Accrual Est	Yes.148096.7724693
R	0100	111	002130	002130	108901	0000	0301	0172	14,984.00			CR7 Outage Siemens ST Valve Removal Feb 2020 Accrual Est	Yes.148096.7724697
R	0100	111	002130	002130	108901	0000	0301	0172	14,984.00			CR7 Outage Siemens ST Valve Removal Feb 2020 Accrual Est	Yes.148096.7724701
R	0100	111	002130	002130	108901	0000	0301	0172	14,984.00			CR7 Outage Siemens ST Valve Removal Feb 2020 Accrual Est	Yes.148096.7724705
R	0100	111	002130	002130	108901	0000	0301	0172	14,984.00			CR7 Outage Siemens ST Valve Removal Feb 2020 Accrual Est	Yes.148096.7724710
R	0100	111	002130	002130	108901	0000	0301	0172	14,984.00			CR7 Outage Siemens ST Valve Removal Feb 2020 Accrual Est	Yes.148096.7724715
R	0100	111	002130	002130	108901	0000	0301	0172	14,984.00			CR7 Outage Siemens ST Valve Removal Feb 2020 Accrual Est	Yes.148096.7724719
R	0100	111	002130	002130	107001	0000	0303	0172	93,675.00			CR7 Outage Siemens Valves for Installation Feb 2020 Accrual Est	Yes.148096.7740663
R	0100	111	002130	002130	107001	0000	0303	0172	112,014.00			CR7 Outage Siemens Valves for Installation Feb 2020 Accrual Est	Yes.148096.7740664
R	0100	111	002130	002130	107001	0000	0303	0172	93,675.00			CR7 Outage Siemens Valves for Installation Feb 2020 Accrual Est	Yes.148096.7740665
R	0100	111	002130	002130	107001	0000	0303	0172	93,675.00			CR7 Outage Siemens Valves for Installation Feb 2020 Accrual Est	Yes.148096.7740666
R	0100	111	002130	002130	107001	0000	0303	0172	93,675.00			CR7 Outage Siemens Valves for Installation Feb 2020 Accrual Est	Yes.148096.7740668
R	0100	111	002130	002130	107001	0000	0303	0172	93,675.00			CR7 Outage Siemens Valves for Installation Feb 2020 Accrual Est	Yes.148096.7740669
R	0100	111	002130	002130	107001	0000	0303	0172	93,675.00			CR7 Outage Siemens Valves for Installation Feb 2020 Accrual Est	Yes.148096.7740670
R	0100	111	002130	002130	107001	0000	0303	0172	93,675.00			CR7 Outage Siemens Valves for Installation Feb 2020 Accrual Est	Yes.148096.7740671
R	0100	111	002130	002130	107001	0000	0301	0172	1,289,786.84			CR7 L-0 Blades Siemens Nov 2017 Accrual Estimate	Yes.156027.6945081
R	0100	111	002130	002130	107001	0000	0303	0172	1,480,029.84			CR7 L-0 Blades Siemens Nov 2017 Accrual Estimate	Yes.156027.6945081
R	0100	111	002130	002130	108901	0000	0301	0172	551,183.00			CR7 L-0 Blades Siemens Nov 2017 Accrual Estimate	Yes.156027.6945080
R	0100	111	002401	002401	502011	0000	0699	0201		33,000.00		SuAr Plus MC Petal Plant Subsidy Invo	Yes.MC0YPHAND.PELLET
R	0100	111	002401	002401	502011	0000	0699	0201	169,976.20			Cernex Gypsum Subsidy over 40k tons Mo	Yes.MC0YPHAND.ECRREUSE
R	0100	111	002401	002401	502011	0000	0699	0201		13,500.00		Kosmos Cement Interim Gypsum Supply	Yes.MC0YPHAND.ECRREUSE
R	0100	111	002401	002401	502011	0000	0699	0201		14,000.00		Kosmos Cement Gypsum Supply Agree	Yes.MC0YPHAND.ECRREUSE
R	0100	111	002401	002401	501253	0000	0699	0201		175,000.00		Kosmos Cement Fly Ash Supply Agree	Yes.MCASHECR.KOSMOS
R	0100	111	002401	002401	501253	0000	0699	0201		170,000.00		Boral Fly Ash Market Subsidy for March	Yes.MCASHECR.PROCEEDS
R	0100	111	002401	002401	501200	0000	0303	0201		36,000.00		Charah Inc. Daily Fly Ash activities Month	Yes.MCLAND.ACRRUAL
R	0100	111	002401	002401	502001	0000	0304	0201		12,000.00		Charah Inc. Daily Fly Ash activities Month	Yes.MCLAND.ACRRUAL
R	0100	111	002401	002401	502001	0000	0304	0201		10,200.00		Charah Inc. Charah Gypsum barge loading	Yes.MC0YPHAND.BARGELOAD
R	0100	111	002401	002401	502001	0000	0304	0201		37,282.50		Charah Inc. Charah Base contract paymen	Yes.MC0YPHAND.BASE
R	0100	111	002401	002401	502001	0000	0303	0201		5,325.00		Charah Inc. Beneficial Use Truck loading	Yes.MC0YPHAND.TRUCKLOAD
R	0100	111	002401	002401	502001	0000	0304	0201		1,775.00		Charah Inc. Beneficial Use Truck loading	Yes.MC0YPHAND.TRUCKLOAD
R	0100	112	002401	002401	512100	0000	0301	0221	13,000.00			Petrochem MC2 Boiler Scaffold Mob/Dem	Yes.MC2S20BL.7714616

Case No. 2020-00350
Attachment to Response to AG-KIUC-2 Question No. 22(b)
Page 43 of 86
Garrett

Category	* List - Text Accrual
Source	* List - Text Spreadsheet
Accounting Date	* List - Date 4/30/2020
Group ID	Number 12046
Batch Name	Text PG-SML
Journal Name	Text J701-0100-0420
Journal Description	Text Power Generation Accrual
Reverse Journal	List - Text Yes
Reverse Period/Date	List - Text MAY-2020

Up	Company	Product	Org	Exp Org	Account	IC	Exp Type	Loc	Debit	Credit	Stat Amount	Line Description	Line DFF (Project/Task)	
									* Number	* Number			Number	Text
R	0100	112	002401	002401	512100	0000	0303	0221	11,500.00			Petrochem MC2 Boiler Scaffold Mob/ Dem	Yes.MC2S20BL.7714616	
R	0100	111	002401	002401	107001	0000	0375	0221	10,400.00			Petrochem MC2 Boiler Scaffold Mob/ Dem	Yes.147056.7466525	
R	0100	111	002401	002401	107001	0000	0375	0231	7,000.00			Petrochem MC3 Boiler Scaffold Month of N	Yes.147058.7309271	
R	0100	111	002401	002401	107001	0000	0375	0221	277,000.00			Graycor MC2 Lower Slope Mob/Demob M	Yes.147056.7466525	
R	0100	111	002401	002401	512100	0000	0301	0201	52,000.00			GE Dedicated Engineer Month of March	Yes.MCBL.6993989	
R	0100	111	002401	002401	107001	0000	0375	0221	24,821.74			Menens MC2 Relays Month of April	Yes.132889.7695123	
R	0100	111	002401	002401	502014	0000	0413	0201	5,719.00			Brenntag Ferric Chloride delivery Month of	Yes.MCPWSCHEM.FERCHLOR	
R	0100	111	002401	002401	502100	0000	0413	0201		8,000.00		Nalco PWS Polymer Month of March	Yes.MCICHEM.CHEMICALS	
R	0100	111	002401	002401	502014	0000	0413	0201		8,009.68		Nalco PWS Polymer Month of March	Yes.MCPWSCHEM.POLYMER	
R	0100	111	002401	002401	502014	0000	0413	0201		21,308.70		Nalco PWS Polymer Month of April	Yes.MCPWSCHEM.POLYMER	
R	0100	111	002401	002401	502014	0000	0413	0201			31,405.91	Nalco PWS Organosulfide Month of April	Yes.MCPWSCHEM.ORGOSULFIDE	
R	0100	111	002401	002401	512100	0000	0301	0211			307,770	COD 1 BCP Motor Rewind Month Of April	Yes.MCBCW.7782142	
R	0100	111	002401	002401	512100	0000	0301	0211			3,102.23	COD 1 BCP Motor Rewind Month Of April	Yes.MCBCW.7782183	
R	0100	111	002401	002401	512100	0000	0301	0211				COD 1 BCP Motor Rewind Month Of April	Yes.MCBCW.7782118	
R	0100	111	002401	002401	107001	0000	0375	0221	20,315.00			Or Fire Protection MC2 Fire Protection M	Yes.154391.7702017	
R	0100	111	002401	002401	514100	0000	0301	0201	9,795.00			Delaware Analysis Oil Analysis Month of A	Yes.MCCQUIP.7301583	
R	0100	111	002401	002401	107001	0000	0301	0231	16,332.00			Clean Combustion Energy MC3 SCR Tun	Yes.136636.7253964	
R	0100	111	002401	002401	512101	0000	0301	0241	16,332.00			Clean Combustion Energy MC4 SCR Tun	Yes.MCSCR.7829845	
R	0100	111	002401	002401	107001	0000	0455	0221	16,666.67			NFM MC2 PUFF Bag Replacement- Letter	Yes.135123.7621650	
R	0100	111	002401	002401	506100	0000	0663	0201	32,046.68			Louisville Water Company Water bill for	Yes.MCQWATER.CITYWATER	
R	0100	111	002401	002401	107001	0000	303	0211	48,212.00			Honeywell MC1 Hardware Refresh per ser	Yes.151784.151784.10A	
R	0100	111	002401	002401	107001	0000	304	0211	5,016.25			Honeywell MC1 Hardware Refresh per ser	Yes.151784.151784.10A	
R	0100	111	002401	002401	107001	0000	0303	0241	20,000.00			CSS Mechanical MC air handler #7 build	Yes.161069.7647595	
R	0100	111	002401	002401	107001	0000	0303	0241	44,000.00			CSS Mechanical MC air handler #7 build	Yes.161069.7647595	
R	0100	111	002401	002401	107001	0000	0303	0241	5,098.00			CSS Mechanical MC air handler #7 build	Yes.161069.7647595	
R	0100	112	002401	002401	512055	0000	0301	0241	6,325.89			Thompson Industrial MC4F20 we'dry inte	Yes.MC4F20FGD.7794656	
R	0100	112	002401	002401	512100	0000	0301	0241	4,016.64			Thompson Industrial MC4F20 line node M	Yes.MC4F20BL.7794670	
R	0100	112	002401	002401	512152	0000	0301	0241	5,918.01			Thompson Industrial MC4F20 SAAM line	Yes.MC4F20FGD.7801851	
R	0100	112	002401	002401	512100	0000	0301	0241	26,023.09			Thompson Industrial MC4F20 airheater M	Yes.MC4F20PB.7802353	
R	0100	111	002401	002401	107001	0000	0375	0241	14,163.52			Baker Bohnert LLC MC4 B AH Outlet exp	Yes.147043.7811188	
R	0100	111	002401	002401	107001	0000	0375	0241	3,731.08			Baker Bohnert LLC MC4 B AH Outlet exp	Yes.147043.7811188	
R	0100	111	002401	002401	107001	0000	0375	0241	14,880.32			Baker Bohnert LLC MC4 B AH Outlet exp	Yes.147043.7811188	
R	0100	111	002401	002401	108901	0000	0375	0241	5,200.00			Baker Bohnert LLC MC4 B AH Outlet exp	Yes.147043.7809891	
R	0100	112	002401	002401	513100	0000	0301	0221	52,892.52			GE Steam Power MC2S20TUR Outage M	Yes.MC2S20TUR.7721705	
R	0100	112	002401	002401	513100	0000	0301	0221	80,276.60			GE Steam Power MC2S20TUR Outage M	Yes.MC2S20TUR.7721705	
R	0100	112	002401	002401	513100	0000	0301	0231		80,276.60		GE Steam Power MC2S20TUR Outage M	Yes.MC3F19TUR.7696881	
R	0100	111	002401	002401	506100	0000	0455	0201	11,584.00			General Factory Supply Hand Sanitizer (G	Yes.MCADMIN.COVID19	
R	0100	111	002401	002401	514100	0000	0304	0201		38,612.55		PIC GROUP INC COD for Work Order W	Yes.MCQYPCOV.7702740	
R	0100	111	002401	002401	502004	0000	0304	0201	38,612.55			PIC GROUP INC COD for Work Order W	Yes.MCQYPCOV.7702740	
R	0100	111	002401	002401	107001	0000	0301	0201	26,487.01			AirPro Inc. Dust Collection System for Ba	Yes.MCQYPCOV.7702740	
R	0100	111	002401	002401	512152	0000	0304	0211	10,862.48			PIC Labor in TRAC Month of April	Yes.MCADMIN.7746074	
R	0100	111	002401	002401	511100	0000	0304	0201	5,831.36			PIC Labor in TRAC Month of April	Yes.MCADMIN.7746074	
R	0100	111	002401	002401	512100	0000	0304	0201	5,170.03			PIC Labor in TRAC Month of April	Yes.MCCHG.7592179	
R	0100	111	002401	002401	501090	0000	0304	0201	50,517.28			PIC Labor in TRAC Month of April	Yes.MCQYPCOV.7702740	
R	0100	111	002401	002401	514100	0000	0304	0201	20,533.20			PIC Labor in TRAC Month of April	Yes.MCQYPCOV.7702740	
R	0100	111	002401	002401	512005	0000	0304	0201	5,198.84			PIC Labor in TRAC Month of April	Yes.MCLIMEGR.7776273	
R	0100	111	002401	002401	502004	0000	0304	0201	20,811.40			PIC Labor in TRAC Month of April	Yes.MCLIMEGR.7776273	
R	0100	111	002401	002401	502100	0000	0304	0201	9,657.15			PIC Labor in TRAC Month of April	Yes.MCQYPCOV.7702740	
Totals													9,207,472.56	9,207,472.56

Description: Power Generation Monthly Accrual

Prepared by: S.Laster

Approved by: Stacy Ritchey

Posted by: S.Laster

Upload/Concurrent ID: 52363119

Posted/Concurrent ID: 52363555

Reverse/Concurrent ID: 52395730

Reversal Posted/Concurrent ID: 52395738

Database ORAOEBSPROD.OEBSPROD
 Data Access Set LGE ENERGY LLC
 Ledger LGE ENERGY LLC
 Chart Of Accounts Accounting Flexfield
 Currency USD

Category	* List - Text	Accrual
Source	* List - Text	Spreadsheet
Accounting Date	* List - Date	5/31/2020
Group ID	Number	12046
Batch Name	Text	PG-SML
Journal Name	Text	J701-0100-0520
Journal Description	Text	Power Generation Accrual
Reverse Journal	List - Text	Yes
Reversal Period/Date	List - Text	JUN-2020

Upi	Company	Product	Org	Exp Org	Account	IC	Exp Type	Loc	Debit	Credit	Stat Amount	Line Description	Line DFF (Project.Task)
					* List - Text				* Number	* Number	Number	Text	List - Text
Rd	0100	111	002650	002650	507100	0000	0301	0311	675.00			MAY Unbilled Tank Rental	Yes.TC-GA-.RENTAL
Rd	0100	111	002655	002650	550100	0000	0301	0472	625.00			MAY Unbilled Tank Rental	Yes.TCALLCT.RENTAL
Rd	0100	111	002650	002650	512100	0000	0304	0301	43,969.66			TRAC UNAPPROVED/ATLANTIC	Yes.TC000PLT.AC CRUAL
Rd	0100	111	002650	002650	502100	0000	0304	0301	4,379.83			TRAC UNAPPROVED/ATLANTIC/Process Water	Yes.TC-PWOPS.7640833
Rd	0100	111	002650	002650	512100	0000	0301	0301		30,047.50		INV# 01200281 COD to be made to correct	Yes.TC000SW-.7796776
Rd	0100	111	002650	002650	512100	0000	0455	0311	2,323.77			PO -1037074TECHNICAL ENVIRONMENTAL SOLUTIONS	Yes.TC1F19OUT.7548468
Rd	0100	111	002650	002650	512100	0000	0301	0311	25,989.60			INV# 328064	Yes.TC1F19OUT.7543795
Rd	0100	112	002650	002650	512100	0000	0301	0311	15,274.32			PO 1054822	Yes.TC1S20OUT.7749097
Rd	0100	112	002650	002650	512100	0000	0301	0311	17,579.68			PO 1055939	Yes.TC1S20OUT.7665353
Rd	0100	112	002650	002650	513100	0000	0301	0311	74,875.00			INV# 742112	Yes.TC1S20OUT.7834496
Rd	0100	112	002650	002650	513100	0000	0301	0311	27,917.10			INV# 742145	Yes.TC1S20OUT.7834496
Rd	0100	112	002650	002650	512100	0000	0301	0311	35,000.00			OUTAGE CLEANING	Yes.TC1S20OUT.7854705
Rd	0100	111	002650	002650	107001	0000	0301	0311	225,824.00			Contract progress per L.Waller email	Yes.162352.INV162352
Rd	0100	111	002650	002650	107001	0000	0301	0321	90,856.32			INV# 01200282	Yes.162760LGE.INV162760
Rd	0100	111	002650	002650	107001	0000	0301	0311	108,954.00			CONT# 1050213 work complete	Yes.152670.INV152670
Rd	0100	111	002655	002655	107001	0000	0301	0470	144,800.00			INV#16071712	Yes.153083LGE.INV153083
Rd	0100	111	002650	002650	107001	0000	0301	0301	12,780.00			INV# 20520	Yes.160741LGE.7776262
Rd	0100	111	002650	002650	107001	0000	0301	0301	6,285.00			INV# 22130	Yes.160741LGE.7776262
Rd	0100	111	002650	002650	107001	0000	0301	0311	20,460.30			INV# 560357	Yes.162647.7827236
Rd	0100	111	002650	002650	107001	0000	0301	0321	30,047.50			INV# 01200281 COD to be made to correct	Yes.162760LGE.INV162760
Rd	0100	111	002650	002650	107001	0000	0301	0321	11,824.50			INV# 7323	Yes.160776LGE.INV160776
Rd	0100	111	002650	002650	108901	0000	0301	0311	18,282.50			PO 1047133/ CITYWIDE WASTE REMOVAL	Yes.153077.REMOVAL
Rd	0100	111	002650	002650	107001	0000	0301	0311	2,454.04			INV# 330869R/SOLID PLATFORMS	Yes.152081.INV152081
Rd	0100	111	002650	002650	502011	0000	0699	0301		228,996.00		MAY Gypsum Sales (22,899.6 tons x \$10/ton) -United States	Yes.TCGYPSUM.SALES
Rd	0100	111	002650	002650	501253	0000	0699	0301		158,139.00		MAY Fly ash Sales (17,571 tons x \$9/ton) -Holland	Yes.TCFASALES.FASALES
Rd	0100	111	002650	002650	512107	0000	0301	0301	33,425.00			INV# 1567	Yes.TC-CCRFAC.7805367
Rd	0100	111	002650	002650	502013	0000	0304	0301	12,114.91			TRAC UNAPPROVED/ATLANTIC CCRT	Yes.TC-CCROPS.7778715
Rd	0100	111	002140	002140	552100	0000	0301	0171	483.78			CR11 PIC May 2020 Accrual Estimate	Yes.CTCR11.7843067
Rd	0100	111	002120	002120	539100	0000	0304	0450	581.60			Estimate	Yes.OFOPSSITE.6852385
Rd	0100	111	002140	002140	549100	0000	0304	0432	282.45			Paddys Run FPG April 2020 Accrual Estimate	Yes.PROPPSITE.7835391
Rd	0100	111	002130	002130	549100	0000	0301	0172	425.00			CR7 Action Pest Control May 2020 Accrual Estimate	Yes.CROPSITE.PLAN7815048
Rd	0100	111	002130	002130	549100	0000	0301	0172	5,325.00			CR7 Bains May 2020 Accrual Estimate	Yes.CROPSITE.GROUNDS549

Attachment to Response to AG-KIU Case No. 2020-00350
 C-2 Question No. 22(b)

Database ORAOEBSPROD.OEBSPROD
 Data Access Set LGE ENERGY LLC
 Ledger LGE ENERGY LLC
 Chart Of Accounts Accounting Flexfield
 Currency USD

Category * List - Text Accrual
 Source * List - Text Spreadsheet
 Accounting Date * List - Date 5/31/2020
 Group ID Number 12046
 Batch Name Text PG-SML
 Journal Name Text J701-0100-0520
 Journal Description Text Power Generation Accrual
 Reverse Journal List - Text Yes
 Reversal Period/Date List - Text JUN-2020

Upi	Company	Product	Org	Exp Org	Account	IC	Exp Type	Loc	Debit	Credit	Stat Amount	Line Description	Line DFF (Project.Task)
				* List - Text					* Number	* Number	Number	Text	List - Text
Rd	0100	111	002130	002130	549100	0000	0413	0172	23,297.00			CR7 Brenntag May 2020 Accrual Estimate	Yes.CRCHM.BRENNTAG549
Rd	0100	111	002130	002130	552100	0000	0301	0172	11,000.00			CR7 CSS Mechanical May 2020 Accrual Estimate	Yes.CRSB.PLANTMISC552
Rd	0100	111	002130	002130	554100	0000	0301	0172	1,200.00			CR7 Delta May 2020 Accrual Estimate	Yes.CRMTCSITE.PLANTMISC554
Rd	0100	111	002130	002130	549100	0000	0304	0172	97.00			CR7 FPG COVID19 May 2020 Accrual Estimate	Yes.CRADM.COVID19
Rd	0100	111	002130	002130	549100	0000	0304	0172	1,555.00			CR7 FPG May 2020 Accrual Estimate	Yes.CROSSITE.JANITOR549
Rd	0100	111	002130	002130	552100	0000	0301	0172	1,500.00			CR7 Hoist & Crane May 2020 Accrual Estimate	Yes.CRSB.PLANTMISC552
Rd	0100	111	002130	002130	553010	0000	0301	0172	3,750.00			CR7 Incorp May 2020 Accrual Estimate	Yes.CRCT1.PLANTMISC553
Rd	0100	111	002130	002130	553010	0000	0301	0172	3,750.00			CR7 Incorp May 2020 Accrual Estimate	Yes.CRCT2.PLANTMISC553
Rd	0100	111	002130	002130	549100	0000	0301	0172	3,116.88			CR7 PIC AUX May 2020 Accrual Estimate	Yes.CROPSLBR.7802323
Rd	0100	111	002130	002130	554100	0000	0301	0172	1,836.62			CR7 PIC AUX May 2020 Accrual Estimate	Yes.CRRW.PLANTMISC554
Rd	0100	111	002130	002130	552100	0000	0301	0172	238.40			CR7 PIC AUX May 2020 Accrual Estimate	Yes.CRSB.PLANTMISC552
Rd	0100	111	002130	002130	554100	0000	0304	0172	388.48			CR7 PIC SUP May 2020 Accrual Estimate	Yes.CRCWT.PLANTMISC554
Rd	0100	111	002130	002130	549100	0000	0304	0172	421.80			CR7 PIC SUP May 2020 Accrual Estimate	Yes.CRGEQ.PLANTMISC549
Rd	0100	111	002130	002130	549100	0000	0304	0172	2,403.36			CR7 PIC SUP May 2020 Accrual Estimate	Yes.CROSSITE.PLANTMISC549
Rd	0100	111	002130	002130	554100	0000	0304	0172	6,228.34			CR7 PIC SUP May 2020 Accrual Estimate	Yes.CRRW.PLANTMISC554
Rd	0100	111	002130	002130	552100	0000	0304	0172	1,827.80			CR7 PIC SUP May 2020 Accrual Estimate	Yes.CRSB.PLANTMISC552
Rd	0100	111	002130	002130	554100	0000	0304	0172	281.20			CR7 PIC SUP May 2020 Accrual Estimate	Yes.CRWW.PLANTMISC554
Rd	0100	112	002130	002130	553010	0000	0301	0172	286.57			Service Shop PIC May 2020 Accrual Estimate	Yes.CR07S20.7782160
Rd	0100	111	002130	002130	553010	0000	0301	0172	5,657.93			CR7 Outage Siemens May 2020 Accrual Estimate	Yes.CR07S20.7632183
Rd	0100	111	002130	002130	553010	0000	0301	0172	30,109.66			CR7 Outage Siemens May 2020 Accrual Estimate	Yes.CR07S20.7645293
Rd	0100	112	002130	002130	553010	0000	0301	0172	107,085.45			CR7 Outage Siemens May 2020 Accrual Estimate	Yes.CR07S20.7724392
Rd	0100	112	002130	002130	553010	0000	0301	0172	3,843.60			CR7 Outage Siemens May 2020 Accrual Estimate	Yes.CR07S20.7724607
Rd	0100	112	002130	002130	553010	0000	0301	0172	5,000.00			CR7 Outage Siemens May 2020 Accrual Estimate	Yes.CR07S20.7724610
Rd	0100	112	002130	002130	553010	0000	0301	0172	23,974.00			CR7 Outage Siemens May 2020 Accrual Estimate	Yes.CR07S20.7724614

Attachment to Response to AG-KU Case No. 2020-00350
 C-2 Question No. 22(b)

Database ORAOEBSPROD.OEBSPROD
 Data Access Set LGE ENERGY LLC
 Ledger LGE ENERGY LLC
 Chart Of Accounts Accounting Flexfield
 Currency USD

Category	* List - Text Accrual
Source	* List - Text Spreadsheet
Accounting Date	* List - Date 5/31/2020
Group ID	Number 12046
Batch Name	Text PG-SML
Journal Name	Text J701-0100-0520
Journal Description	Text Power Generation Accrual
Reverse Journal	List - Text Yes
Reversal Period/Date	List - Text JUN-2020

Upi	Company	Product	Org	Exp Org	Account	IC	Exp Type	Loc	Debit	Credit	Stat Amount	Line Description	Line DFF (Project.Task)
					* List - Text				* Number	* Number	Number	Text	List - Text
Ru	0100	112	002130	002130	553010	0000	0301	0172	23,974.00			CR7 Outage Siemens May 2020 Accrual Estimate	Yes.CR07S20.7724619
Ru	0100	112	002130	002130	553010	0000	0301	0172	9,945.00			CR7 Outage Siemens May 2020 Accrual Estimate	Yes.CR07S20.7724620
Ru	0100	111	002130	002130	553010	0000	0301	0172	2,508.58			CR7 Outage Siemens May 2020 Accrual Estimate	Yes.CR07S20.7729928
Ru	0100	112	002130	002130	553010	0000	0301	0172	2,730.69			CR7 Outage Siemens May 2020 Accrual Estimate	Yes.CR07S20.7730993
Ru	0100	112	002130	002130	553010	0000	0301	0172	5,403.69			CR7 Outage Siemens May 2020 Accrual Estimate	Yes.CR07S20.7730994
Ru	0100	112	002130	002130	553010	0000	0301	0172	5,475.42			CR7 Outage Siemens May 2020 Accrual Estimate	Yes.CR07S20.7730996
Ru	0100	112	002130	002130	553010	0000	0301	0172	40,901.00			CR7 Outage Siemens May 2020 Accrual Estimate	Yes.CR07S20.7730997
Ru	0100	112	002130	002130	553010	0000	0301	0172	2,730.69			CR7 Outage Siemens May 2020 Accrual Estimate	Yes.CR07S20.7730998
Ru	0100	112	002130	002130	553010	0000	0301	0172	5,475.42			CR7 Outage Siemens May 2020 Accrual Estimate	Yes.CR07S20.7730999
Ru	0100	112	002130	002130	553010	0000	0301	0172	8,533.40			CR7 Outage Siemens May 2020 Accrual Estimate	Yes.CR07S20.7731000
Ru	0100	112	002130	002130	553010	0000	0301	0172	15,742.00			CR7 Outage Siemens May 2020 Accrual Estimate	Yes.CR07S20.7775239
Ru	0100	112	002130	002130	553010	0000	0301	0172	76,609.36			CR7 Outage Siemens May 2020 Accrual Estimate	Yes.CR07S20.7777098
Ru	0100	112	002130	002130	553010	0000	0301	0172	17,927.00			CR7 Outage Siemens May 2020 Accrual Estimate	Yes.CR07S20.7777526
Ru	0100	111	002130	002130	549100	0000	0301	0172	10,000.00			CR7 Stantec May 2020 accrual Estimate	Yes.CRLABS.PLANTMISC549
Ru	0100	111	002130	002130	554100	0000	0301	0172	30,000.00			CR7 Sulzer Pumps May 2020 Accrual Estimate	Yes.CRRW.PLANTMISC554
Ru	0100	112	002130	002130	553010	0000	0301	0172	35,980.00			CR7 Outage Turbo Filtration May 2020 Accrual Estimate	Yes.CR07S20.7791085
Ru	0100	111	002130	002130	553200	0000	0301	0172		77,308.23		CR7 Outage Vogt Refund due	Yes.CRHS1.7730915
Ru	0100	111	002130	002130	553200	0000	0301	0172		75,492.97		CR7 Outage Vogt Refund due	Yes.CRHS2.7730917
Ru	0100	111	002130	002130	107001	0000	0301	0172	11,020.00			CR7 TEI May 2020 Accrual Estimate	Yes.158876.7702770
Ru	0100	111	002130	002130	108901	0000	0301	0172	65,000.00			CR7 STG Siemens May 2020 Accrual Estimate	Yes.148096.7724693
Ru	0100	111	002130	002130	107001	0000	0301	0172	6,616.00			CR7 STG Siemens May 2020 Accrual Estimate	Yes.148096.7740663
Ru	0100	111	002130	002130	107001	0000	0301	0172	24,955.00			CR7 STG Siemens May 2020 Accrual Estimate	Yes.148096.7740664
Ru	0100	111	002130	002130	107001	0000	0301	0172	6,616.00			CR7 STG Siemens May 2020 Accrual Estimate	Yes.148096.7740665
Ru	0100	111	002130	002130	107001	0000	0301	0172	6,616.00			CR7 STG Siemens May 2020 Accrual Estimate	Yes.148096.7740666
Ru	0100	111	002130	002130	107001	0000	0301	0172	6,616.00			CR7 STG Siemens May 2020 Accrual Estimate	Yes.148096.7740668
Ru	0100	111	002130	002130	107001	0000	0301	0172	6,616.00			CR7 STG Siemens May 2020 Accrual Estimate	Yes.148096.7740669
Ru	0100	111	002130	002130	107001	0000	0301	0172	6,616.00			CR7 STG Siemens May 2020 Accrual Estimate	Yes.148096.7740670

Attachment in response to AG-KIU Case No. 2020-00350 Question No. 22(b)

Database ORAOEBSPROD.OEBSPROD
 Data Access Set LGE ENERGY LLC
 Ledger LGE ENERGY LLC
 Chart Of Accounts Accounting Flexfield
 Currency USD

Category	* List - Text Accrual
Source	* List - Text Spreadsheet
Accounting Date	* List - Date 5/31/2020
Group ID	Number 12046
Batch Name	Text PG-SML
Journal Name	Text J701-0100-0520
Journal Description	Text Power Generation Accrual
Reverse Journal	List - Text Yes
Reversal Period/Date	List - Text JUN-2020

Upi	Company	Product	Org	Exp Org	Account	IC	Exp Type	Loc	Debit	Credit	Stat Amount	Line Description	Line DFF (Project.Task)
					* List - Text				* Number	* Number	Number	Text	List - Text
	0100	111	002130	002130	107001	0000	0301	0172	6,616.00			CR7 STG Siemens May 2020 Accrual Estimate	Yes.148096.7740671
	0100	111	002130	002130	107001	0000	0301	0172	109.38			Accrual Estimate	Yes.161106.7815281
	0100	111	002130	002130	107001	0000	0301	0172	1,289,786.84			CR7 L-U Blades Siemens Nov 2017 Accrual Estimate	Yes.156027.6945081
	0100	111	002130	002130	107001	0000	0303	0172	1,480,029.84			CR7 L-0 Blades Siemens Nov 2017 Accrual Estimate	Yes.156027.6945081
	0100	111	002130	002130	108901	0000	0301	0172	551,183.00			CR7 L-U Blades Siemens Nov 2017 Accrual Estimate	Yes.156027.6945080
	0100	111	002401	002401	107001	0000	0375	0211	41,724.00			RER BCP kit replenishment May	Yes.154631.7789529
	0100	111	002401	002401	107001	0000	0375	0221	4,281.80			Ready Electric Reheat Spray Job May	Yes.159967.7615451
	0100	111	002401	002401	107001	0000	303	0211	48,212.00			Honeywell MC1 Hardware Refresh per serv	Yes.151784.151784 10A
	0100	111	002401	002401	107001	0000	304	0211	5,016.25			Honeywell MC1 Hardware Refresh per serv	Yes.151784.151784 10A
	0100	111	002401	002401	512100	0000	0301	0201	26,000.00			GE Dedicated Engineer Month of April	Yes.MCBL.6693069
	0100	111	002401	002401	512100	0000	0301	0201	26,000.00			GE Dedicated Engineer Month of May	Yes.MCBL.6693069
	0100	111	002401	002401	502011	0000	0699	0201		33,000.00		Sul4R-Plus MC Pellet Plant Subsidy Invoice	Yes.MCGYPHAND.PELLET
	0100	111	002401	002401	502011	0000	0699	0201	169,976.20			Cemex Gypsum Subsidy over 40k tons Mo	Yes.MCGYPHAND.ECRREUSE
	0100	111	002401	002401	502011	0000	0699	0201		13,500.00		Kosmos Cement Interim Gypsum Supply A	Yes.MCGYPHAND.ECRREUSE
	0100	111	002401	002401	502011	0000	0699	0201		11,200.00		Kosmos Cement Gypsum Supply Agreeeme	Yes.MCGYPHAND.ECRREUSE
	0100	111	002401	002401	501253	0000	0699	0201		165,000.00		Kosmos Cement Fly Ash Supply Agreeeme	Yes.MCASHECR.KOSMOS
	0100	111	002401	002401	501253	0000	0699	0201		108,000.00		Boral Fly Ash Market Subsidy Month of Ma	Yes.MCASHECR.PROCEEDS
	0100	111	002401	002401	501200	0000	0303	0201	2,000.00			Charah Inc. Daily Fly Ash activities Month	Yes.MCLAND.ACCRUAL
	0100	111	002401	002401	501200	0000	0304	0201	1,000.00			Charah Inc. Daily Fly Ash activities Month	Yes.MCLAND.ACCRUAL
	0100	111	002401	002401	502012	0000	0303	0201	34,000.00			Charah Inc. Daily Fly Ash activities Month	Yes.MCLAND.ACCRUAL502
	0100	111	002401	002401	502012	0000	0304	0201	11,000.00			Charah Inc. Daily Fly Ash activities Month	Yes.MCLAND.ACCRUAL502
	0100	111	002401	002401	502001	0000	0304	0201	119.00			Charah Inc. Gypsum Hauling to Landfill Mo	Yes.MCGYPHAND.GYPHAUL
	0100	111	002401	002401	502001	0000	0304	0201	9,350.00			Charah Inc. Charah Gypsum barge loading	Yes.MCGYPHAND.BARGELOAD
	0100	111	002401	002401	502001	0000	0304	0201	37,282.50			Charah Inc. Charah Base contract payment	Yes.MCGYPHAND.BASE
	0100	111	002401	002401	502001	0000	0303	0201	3,750.00			Charah Inc. Beneficial Use Truck loading M	Yes.MCBYPROD.TRUCKLOAD
	0100	111	002401	002401	502001	0000	0304	0201	1,250.00			Charah Inc. Beneficial Use Truck loading M	Yes.MCBYPROD.TRUCKLOAD
	0100	111	002401	002401	107001	0000	0303	0241	20,000.00			CSS Mechanical MC air handler #7 build ar	Yes.161069.7647595
	0100	111	002401	002401	107001	0000	0303	0241	44,000.00			CSS Mechanical MC air handler #7 build ar	Yes.161069.7647595
	0100	111	002401	002401	107001	0000	0303	0241	5,098.00			CSS Mechanical MC air handler #7 build ar	Yes.161069.7647595
	0100	112	002401	002401	512100	0000	0301	0221	72,576.26			Thompson Industrial MC2 Backpass Wash	Yes.MC2S20BL.7714592
	0100	112	002401	002401	512100	0000	0301	0221	11,164.44			Thompson Industrial MC2 Airheater Wash	Yes.MC2S20PB.7727488
	0100	112	002401	002401	513100	0000	0301	0221	5,812.20			Thompson Industrial MC2 Cooling Tower M	Yes.MC2S20PB.7835350
	0100	112	002401	002401	512100	0000	0301	0221	2,411.05			Thompson Industrial MC2 Airheater trunk li	Yes.MC2S20PB.7844501
	0100	111	002401	002401	512100	0000	0301	0221	65,831.00			Process Equipment MC2A&2C Mill Exhaust	Yes.MCPFC.7541912
	0100	111	002401	002401	512156	0000	0301	0211	11,316.00			Atlas Machine MC4 PJFF Air Compressor S	Yes.MCPJFF.7676480
	0100	111	002401	002401	107001	0000	0304	0221	10,118.82			PIC Labor in TRAC Month of May	Yes.157747.7729762
	0100	112	002401	002401	513100	0000	0304	0221	16,636.71			PIC Labor in TRAC Month of May	Yes.MC2S20PB.7822482
	0100	111	002401	002401	511100	0000	0304	0201	12,044.90			PIC Labor in TRAC Month of May	Yes.MCADMIN.7746074
	0100	111	002401	002401	512100	0000	0304	0201	8,768.11			PIC Labor in TRAC Month of May	Yes.MC2S20PB.7822482
	0100	111	002401	002401	502004	0000	0304	0201	19,211.76			PIC Labor in TRAC Month of May	Yes.MCBYPROD.78228400

Attachment to Response to Air-KIU Question No. 22(b) Case No. 2020-00350

Database ORAOEBSPROD.OEBSPROD
 Data Access Set LGE ENERGY LLC
 Ledger LGE ENERGY LLC
 Chart Of Accounts Accounting Flexfield
 Currency USD

Category * List - Text Accrual
 Source * List - Text Spreadsheet
 Accounting Date * List - Date 5/31/2020
 Group ID Number 12046
 Batch Name Text PG-SML
 Journal Name Text J701-0100-0520
 Journal Description Text Power Generation Accrual
 Reverse Journal List - Text Yes
 Reversal Period/Date List - Text JUN-2020

Upl	Company	Product	Org	Exp Org	Account	IC	Exp Type	Loc	Debit	Credit	Stat Amount	Line Description	Line DFF (Project.Task)
					* List - Text				* Number	* Number	Number	Text	List - Text
	0100	111	002401	002401	512100	0000	0304	0201	6,166.26			PIC Labor in TRAC Month of May	Yes.MCCHG.7716173
	0100	111	002401	002401	512100	0000	0304	0201	7,851.19			PIC Labor in TRAC Month of May	Yes.MCFUELCON.7826448
	0100	111	002401	002401	501090	0000	0304	0201	31,364.32			PIC Labor in TRAC Month of May	Yes.MCFUELUNL.7702746
	0100	111	002401	002401	512005	0000	0304	0201	5,951.58			PIC Labor in TRAC Month of May	Yes.MCLIMEGR.7847674
	0100	111	002401	002401	502004	0000	0304	0201	11,029.60			PIC Labor in TRAC Month of May	Yes.MCLIMEOPS.7702734
	0100	111	002401	002401	512100	0000	0304	0221	16,481.43			PIC Labor in TRAC Month of May	Yes.MCPFC.7728838
	0100	111	002401	002401	502100	0000	0304	0201	14,451.68			PIC Labor in TRAC Month of May	Yes.MCPWSOPS.7746092
	0100	111	002401	002401	511100	0000	0304	0201	17,137.98			PIC Labor in TRAC Month of May	Yes.MCSTB.7769229
	0020	000	022025	022025	511100	0000	0301	0000	5,120.00			Chownings, Shop PM's, May, 2020	Yes.SRCCSSHOP.OPEXPM
	0020	000	022025	022025	511100	0000	0459	0000	1,103.54			Pro card receipts after May, 20,2020	Yes.SRCCSSHOP.TOOLSEQUIP
	0020	000	022025	022025	511100	0000	0459	0000	2,721.38			Pro card receipts after May, 20,2020	Yes.SRCCSSHOP.MATERIALS
	0020	000	022025	022025	513900	0000	0459	0000	1,295.39			Pro card receipts after May, 20,2020	Yes.SRCCSSHOP.COMMON
	0020	000	022025	022025	500900	0000	0410	0000	251.38			Pro card receipts after May, 20,2020	Yes.SRCCSSHOP.OFFICESUP
	0020	000	022025	022025	511100	0000	0301	0000	2,550.45			Pic labor, May, 2020	Yes.SRCCSSHOP.OPEXPM
	0020	000	000020	000020	232001	0000	0699	0000		13,042.14			Yes.112418.PPD
	0100	111	002130	002130	186074	0000	0375	0172	31,499.42			CR7 LTPC Variable Fee CT1 Service (LGE) Siemens - Q2	Yes.CR7LTPC.LTPC186
	0100	111	002130	002130	186074	0000	0475	0172	77,119.26			CR7 LTPC Variable Fee CT1 Matl (LGE) Siemens - Q2	Yes.CR7LTPC.LTPC186
	0100	111	002130	002130	186074	0000	0375	0172	32,943.63			CR7 LTPC Variable Fee CT2 Service (LGE) Siemens - Q2	Yes.CR7LTPC.LTPC186
	0100	111	002130	002130	186074	0000	0475	0172	80,655.09			CR7 LTPC Variable Fee CT2 Matl (LGE) Siemens - Q2	Yes.CR7LTPC.LTPC186
	0100	141	006250	006250	232031	0000	0699	0000		3,684,949.59			Yes.102893.232031
	0100	141	006250	006250	232032	0000	0699	0000		634,465.50			Yes.102893.232032
	0100	141	006250	006250	232033	0000	0699	0000		-			Yes.102893.232033
	0100	141	006250	006250	143053	0000	0699	0000					Yes.102893.143053
	0100	141	006250	006250	143012	0000	0699	0000	717,835.00			Power Generation Monthly Accrual - Beneficial	Yes.102893.143012
	0100	111	006250	006250	232001	0000	0699	0000		1,531,334.91		Power Generation Monthly Accrual	Yes.102893.PPD
	0100	141	006250	006250	163016	0000	0455	0000				Power Generation Inventory Adjustment	
Totals:									6,764,475.84	6,764,475.84			

Case No. 2020-00350

Description: Power Generation Monthly Accrual

Attachment to Response to AG-KIUC-2 Question No. 22(b)

Page 49 of 86

Garrett

Database ORAOEBSPROD.OEBSPROD
 Data Access Set LGE ENERGY LLC
 Ledger LGE ENERGY LLC
 Chart Of Accounts Accounting Flexfield
 Currency USD

Category	* List - Text Accrual
Source	* List - Text Spreadsheet
Accounting Date	* List - Date 5/31/2020
Group ID	Number 12046
Batch Name	Text PG-SML
Journal Name	Text J701-0100-0520
Journal Description	Text Power Generation Accrual
Reverse Journal	List - Text Yes
Reversal Period/Date	List - Text JUN-2020

Upl	Company	Product	Org	Exp Org	Account	IC	Exp Type	Loc	Debit	Credit	Stat Amount	Line Description	Line DFF (Project.Task)
					* List - Text				* Number	* Number	Number	Text	List - Text

Prepared by: S Laster

Approved by: Stacy Ritchey

Posted by: S laster

Upload/Concurrent ID: 52735370
 Reverse/Concurrent ID: 52775662

Posted/Concurrent ID: 52735513 S Laster 06/02/2020
 Reversal Posted/Concurrent ID: 52775664 06/05/2020

Database ORAOEBSPROD.OEBSPROD
 Data Access Set LGE ENERGY LLC
 Ledger LGE ENERGY LLC
 Chart Of Accounts Accounting Flexfield
 Currency USD

Category	* List - Text Accrual
Source	* List - Text Spreadsheet
Accounting Date	* List - Date 6/30/2020
Group ID	Number 28701
Batch Name	Text PG-SML
Journal Name	Text J701-0100-0620
Journal Description	Text Power Generation Accrual
Reverse Journal	List - Text Yes
Reversal Period/Date	List - Text JUL-2020

Upl	Company	Product	Org	Exp Org	Account	IC	Exp Type	Loc	Debit	Credit	Stat Amount	Line Description	Line DFF (Project.Task)
				* List - Text					* Number	* Number	Number	Text	List - Text
	0100	111	002120	002120	543100	0000	0413	0450	7,068.00			OF Nalco Zebra Mussel Treatment June 2020 Accrual Estimate	Yes.OFHDW.7880363
	0100	111	002120	002120	542100	0000	0301	0450	5,800.00			OF CSS Mechanical June 2020 Accrual Estimate	Yes.OFSTB.7884035
	0100	111	002120	002120	535100	0000	0301	0450	2,625.00			OF JY Legner 6-22 to 6-30 June Accrual Estimate	Yes.OFADMIN.SLABOR
	0100	111	002120	002120	544100	0000	0455	0450	1,560.00			OF Flowserve June 2020 Accrual Estimate	Yes.OFGA.7867045
	0100	111	002120	002120	539100	0000	0304	0450	1,395.84			OF FPG June 2020 Accrual Estimate	Yes.OFOPSSITE.6852385
	0100	111	002140	002140	549100	0000	0304	0432	677.88			Paddys Run FPG June 2020 Accrual Estimate	Yes.PROPSSITE.7835391
	0100	111	002130	002130	549100	0000	0301	0172	425.00			CR7 Action Pest Control June 2020 Accrual Estimate	Yes.CROPSITE.PLANTMISC549
	0100	111	002130	002130	549100	0000	0301	0172	14,210.00			CR7 All Gone Weed Control June 2020 Accrual Estimate	Yes.CROPSITE.GROUNDS549
	0100	111	002130	002130	554100	0000	0301	0172	1,000.00			CR7 Assured Assets June 2020 Accrual Estimate	Yes.CRFP.PLANTMISC554
	0100	111	002130	002130	549100	0000	0301	0172	5,760.00			CR7 Bains June 2020 Accrual Estimate	Yes.CROPSITE.GROUNDS549
	0100	111	002130	002130	549100	0000	0413	0172	29,285.00			CR7 Brenntag June 2020 Accrual Estimate	Yes.CRCHM.BRENNTAG549
	0100	111	002130	002130	552100	0000	0301	0172	14,000.00			CR7 CSS Mechanical June 2020 Accrual Estimate	Yes.CRSB.PLANTMISC552
	0100	111	002130	002130	554100	0000	0301	0172	1,200.00			CR7 Delta June 2020 Accrual Estimate	Yes.CRMTCSITE.PLANTMISC554
	0100	111	002130	002130	549100	0000	0304	0172	310.00			CR7 FPG June 2020 Accrual Estimate	Yes.CRADM.COVID19
	0100	111	002130	002130	553200	0000	0301	0172	12,000.00			CR7 Incorp June 2020 Accrual Estimate	Yes.CRHS1.PLANTMISC553
	0100	111	002130	002130	554100	0000	0301	0172	12,000.00			CR7 Incorp June 2020 Accrual Estimate	Yes.CRSP.PLANTMISC554
	0100	111	002130	002130	552100	0000	0301	0172	50,472.50			CR7 Peak Industrial June 2020 Accrual Estimate	Yes.CRSB.PLANTMISC552
	0100	111	002130	002130	554100	0000	0301	0172	1,419.84			CR7 Service Shop PIC June 2020 Accrual Estimate	Yes.CRCWT.7865083
	0100	111	002130	002130	554100	0000	0301	0172	2,370.94			CR7 Service Shop PIC June 2020 Accrual Estimate	Yes.CRCWT.7865085
	0100	111	002130	002130	549100	0000	0301	0172	2,408.84			CR7 PIC AUX June 2020 Accrual Estimate	Yes.CROPSLBR.7802323
	0100	111	002130	002130	549100	0000	0304	0172	528.92			CR7 PIC SUP June 2020 Accrual Estimate	Yes.CRGEQ.PLANTMISC549
	0100	111	002130	002130	549100	0000	0304	0172	151.12			CR7 PIC SUP June 2020 Accrual Estimate	Yes.CROPSLBR.7802323
	0100	111	002130	002130	549100	0000	0304	0172	667.60			CR7 PIC SUP June 2020 Accrual Estimate	Yes.CROPSITE.PLANTMISC549
	0100	111	002130	002130	554100	0000	0304	0172	1,884.15			CR7 PIC SUP June 2020 Accrual Estimate	Yes.CRRW.PLANTMISC554
	0100	111	002130	002130	552100	0000	0304	0172	5,544.14			CR7 PIC SUP June 2020 Accrual Estimate	Yes.CRSB.PLANTMISC552
	0100	111	002130	002130	554100	0000	0304	0172	1,057.84			CR7 PIC SUP June 2020 Accrual Estimate	Yes.CRWW.PLANTMISC554
	0100	112	002130	002130	553010	0000	0301	0172	30,542.00			CR7 Outage Siemens June 2020 Accrual Estimate	Yes.CRO7S20.7724392
	0100	111	002130	002130	553010	0000	0301	0172	48,000.00			CR7 Outage Siemens June 2020 Accrual Estimate	Yes.CRO7S20.7632183
	0100	112	002130	002130	553010	0000	0301	0172	9,945.00			CR7 Outage Siemens June 2020 Accrual Estimate	Yes.CRO7S20.7724620
	0100	111	002130	002130	554100	0000	0301	0172	30,000.00			CR7 Sulzer June 2020 Accrual Estimate	Yes.CRRW.PLANTMISC554
	0100	111	002130	002130	549100	0000	0301	0172	5,646.00			CR7 Tri-Tech June 2020 Accrual Estimate	Yes.CRDEVEL.TRAIN549
	0100	111	002130	002130	107001	0000	0301	0172	551,070.00			CR7 TEI June 2020 Accrual Estimate	Yes.158876.7702770
	0100	111	002130	002130	107001	0000	0301	0172	544.12			CR7 Service Shop PIC June 2020 Accrual Estimate	Yes.161106.7815281
	0100	111	002130	002130	108901	0000	0301	0172	613.90			CR7 Service Shop PIC June 2020 Accrual Estimate	Yes.161106.7881424
	0100	111	002130	002130	107001	0000	0301	0172	305.36			CR7 Service Shop PIC June 2020 Accrual Estimate	Yes.162810.7854697
	0100	111	002130	002130	107001	0000	0301	0172	1,289,786.84			CR7 L-0 Blades Siemens Nov 2017 Accrual Estimate	Yes.156027.6945081
	0100	111	002130	002130	107001	0000	0303	0172	1,480,029.84			CR7 L-0 Blades Siemens Nov 2017 Accrual Estimate	Yes.156027.6945080
	0100	111	002130	002130	108901	0000	0301	0172	551,183.00			CR7 L-0 Blades Siemens Nov 2017 Accrual Estimate	Yes.156027.6945080

Attachment to Response to AG-KIUC-2 Question No. 22(b)
 Case No: 2020-00350
 Yes:156027.6945081
 Yes:156027.6945080

Database ORAOEBSPROD.OEBSPROD
 Data Access Set LGE ENERGY LLC
 Ledger LGE ENERGY LLC
 Chart Of Accounts Accounting Flexfield
 Currency USD

Category	* List - Text Accrual
Source	* List - Text Spreadsheet
Accounting Date	* List - Date 6/30/2020
Group ID	Number 28701
Batch Name	Text PG-SML
Journal Name	Text J701-0100-0620
Journal Description	Text Power Generation Accrual
Reverse Journal	List - Text Yes
Reversal Period/Date	List - Text JUL-2020

Upl	Company	Product	Org	Exp Org	Account	IC	Exp Type	Loc	Debit	Credit	Stat Amount	Line Description	Line DFF (Project.Task)
				* List - Text					* Number	* Number	Number	Text	List - Text
	0100	111	002650	002650	507100	0000	0301	0311	675.00			JUN Unbilled Tank Rental	Yes.TC-GA-.RENTAL
	0100	111	002655	002650	550100	0000	0301	0472	625.00			JUN Unbilled Tank Rental	Yes.TCALLCT.RENTAL
	0100	111	002650	002650	512100	0000	0304	0301	97,128.47			TRAC UNAPPROVED/ATLANTIC	Yes.TC000PLT.ACCRUAL
	0100	111	002650	002650	502100	0000	0304	0301	13,680.66			TRAC UNAPPROVED/ATLANTIC/Process Water Syst	Yes.TC-PWOPS.7640833
	0100	111	002650	002650	512100	0000	0304	0301	18,201.26			INV 20014	Yes.TC000PLT.ACCRUAL
	0100	111	002650	002650	512100	0000	0304	0301	13,403.28			TRAC UNAPPROVED/INCORP	Yes.TC000PLT.ACCRUAL
	0100	111	002650	002650	512100	0000	0301	0311	8,823.00			INV BA60377393 (not posted)	Yes.TC-PFCPUL.7763821
	0100	111	002650	002650	512100	0000	0301	0311	8,823.00			INV BA60377442 (not posted)	Yes.TC-PFCPUL.7763821
	0100	111	002650	002650	512005	0000	0455	0301	21,609.00			PO 1032029- HYDROCARBON	Yes.TC-SDR.ACCRUAL
	0100	111	002650	002650	512100	0000	0455	0301	32,124.00			PO 1055296- GE STEAM	Yes.TC-BL-.ACCRUAL
	0100	111	002650	002650	512100	0000	0301	0301	10,160.00			PO-1057912-AGE ENGINEERING SERVICES INC	Yes.TC000CHG.7827213
	0100	111	002650	002650	512100	0000	0301	0301	17,570.00			PO-1059643-WHAYNE SUPPLY COMPANY DBA BOYD COMPANY	Yes.TC000CHG.7847778
	0100	111	002650	002650	512100	0000	0301	0301	7,647.74			PO-1059643-WHAYNE SUPPLY COMPANY DBA BOYD COMPANY	Yes.TC000CHG.7847778
	0100	111	002650	002650	512100	0000	0301	0301	3,125.00			PO-1059643-WHAYNE SUPPLY COMPANY DBA BOYD COMPANY	Yes.TC000CHG.7847778
	0100	111	002650	002650	512100	0000	0301	0301	7,813.30			PO-1059643-WHAYNE SUPPLY COMPANY DBA BOYD COMPANY	Yes.TC000CHG.7847778
	0100	111	002650	002650	512100	0000	0301	0301	931.47			PO-1052758-MOTION INDUSTRIES INC	Yes.TC000CHGC.7758756
	0100	111	002650	002650	512100	0000	0301	0301	39,206.39			PO-1054721-MOTION INDUSTRIES INC	Yes.TC000CHGC.7758756
	0100	111	002650	002650	512100	0000	0301	0301	31,651.47			PO-1055412-MOTION INDUSTRIES INC	Yes.TC000CHGC.7787136
	0100	111	002650	002650	512100	0000	0301	0301	2,741.83			PO-1061615-INTERNATIONAL CONVEYOR AND RUBBER LLC	Yes.TC000CHGC.7871740
	0100	111	002650	002650	512100	0000	0301	0301	1,651.44			PO-1061615-INTERNATIONAL CONVEYOR AND RUBBER LLC	Yes.TC000CHGC.7871740
	0100	111	002650	002650	512100	0000	0301	0301	1,306.85			PO-1061615-INTERNATIONAL CONVEYOR AND RUBBER LLC	Yes.TC000CHGC.7871740
	0100	111	002650	002650	512017	0000	0301	0301	21,325.25			INV 67668	Yes.TCPOND.ASHPOND
	0100	111	002650	002650	511100	0000	0301	0301	11,872.00			PO-1059002-CSS MECHANICAL	Yes.TC000HVC.7842069
	0100	111	002650	002650	511100	0000	0301	0301	12,800.00			PO-1059002-CSS MECHANICAL	Yes.TC000HVC.7842069
	0100	111	002650	002650	512100	0000	0455	0311	2,323.77			PO -1037074TECHNICAL ENVIRONMENTAL SOLUTIONS LLC	Yes.TC1F19OUT.7548468
	0100	111	002650	002650	512100	0000	0301	0311	25,989.60			INV# 328064	Yes.TC1F19OUT.7543795
	0100	112	002650	002650	513100	0000	0301	0311	27,917.10			INV# 742145	Yes.TC1S20OUT.7834496
	0100	111	002650	002650	107001	0000	0301	0321	258,708.00			INV 8644	Yes.155443LGE.INV155443
	0100	111	002650	002650	107001	0000	0301	0321	85,721.30			INV 8647	Yes.155443LGE.INV155443
	0100	111	002650	002650	107001	0000	0301	0321	11,824.50			INV# 7323	Yes.160776LGE.INV160776
	0100	111	002650	002650	108901	0000	0301	0311	18,282.50			PO 1047133/ CITYWIDE WASTE REMOVAL	Yes.153077.REMOVAL
	0100	111	002650	002650	107001	0000	0301	0311	2,454.04			INV# 330869R/SOLID PLATFORMS	Yes.152081.INV152081
	0100	111	002650	002650	501253	0000	0699	0301		207,219.06		JUN Fly ash Sales (23,024.34 tons x \$9/ton) -Holcim	Yes.TCFSALES.FASALES
	0100	111	002650	002650	502013	0000	0304	0301	23,562.81			TRAC UNAPPROVED/ATLANTIC CCRT- ATLANTIC	Yes.TC-CCROPS.7778715
	0100	111	002650	002650	512107	0000	0304	0301	2,973.82			TRAC UNAPPROVED/ATLANTIC CCRT- INCORP	Yes.TC-CCRFAC.7884026
	0100	111	002401	002401	502011	0000	0699	0201		21,000.00		Sui4R-Plus MC Pellet Plant Subsidy Invoice Month of June	Yes.MCGYPHAND.PELLET
	0100	111	002401	002401	502011	0000	0699	0201	169,976.20			Cemex Gypsum Subsidy over 40k tons Month of Jan 2019 - Feb 2020	Yes.MCGYPHAND.ECRREUSE
	0100	111	002401	002401	502011	0000	0699	0201		13,500.00		Kosmos Cement Interim Gypsum Supply Agreement Month of March	Yes.MCGYPHAND.ECRREUSE
	0100	111	002401	002401	502011	0000	0699	0201		13,400.00		Kosmos Cement Gypsum Supply Agreement Month of June	Yes.MCGYPHAND.ECRREUSE
	0100	111	002401	002401	501253	0000	0699	0201		152,000.00		Attachment to Response to AC KIUC-2 Question No. 22(b)	Yes.MCGYPHAND.ECRREUSE

Case No. 2020-00350
 Question No. 22(b)

Attachment to Response to AC KIUC-2 Question No. 22(b)

Database ORAOEBSPROD.OEBSPROD
 Data Access Set LGE ENERGY LLC
 Ledger LGE ENERGY LLC
 Chart Of Accounts Accounting Flexfield
 Currency USD

Category	* List - Text Accrual
Source	* List - Text Spreadsheet
Accounting Date	* List - Date 6/30/2020
Group ID	Number 28701
Batch Name	Text PG-SML
Journal Name	Text J701-0100-0620
Journal Description	Text Power Generation Accrual
Reverse Journal	List - Text Yes
Reversal Period/Date	List - Text JUL-2020

Upl	Company	Product	Org	Exp Org	Account	IC	Exp Type	Loc	Debit	Credit	Stat Amount	Line Description	Line DFF (Project.Task)
				* List - Text					* Number	* Number	Number	Text	List - Text
	0100	111	002401	002401	501253	0000	0699	0201			56,000.00	Boral Fly Ash Market Subsidy Month of June	Yes.MCASHECR.PROCEEDS
	0100	111	002401	002401	501200	0000	0303	0201	3,000.00			Charah Inc. Daily Fly Ash activities Month of June	Yes.MCLAND.ACCRUAL
	0100	111	002401	002401	501200	0000	0304	0201	1,000.00			Charah Inc. Daily Fly Ash activities Month of June	Yes.MCLAND.ACCRUAL
	0100	111	002401	002401	502012	0000	0303	0201	45,000.00			Charah Inc. Daily Fly Ash activities Month of June	Yes.MCLAND.ACCRUAL502
	0100	111	002401	002401	502012	0000	0304	0201	15,000.00			Charah Inc. Daily Fly Ash activities Month of June	Yes.MCLAND.ACCRUAL502
	0100	111	002401	002401	502001	0000	0304	0201	12,155.00			Charah Inc. Charah Gypsum barge loading Month of June	Yes.MCGYPHAND.BARGELOAD
	0100	111	002401	002401	502001	0000	0304	0201	37,282.50			Charah Inc. Charah Base contract payment for Gypsum Hauling to Landfill	Yes.MCGYPHAND.BASE
	0100	111	002401	002401	502001	0000	0303	0201	4,162.00			Charah Inc. Beneficial Use Truck loading Month of June	Yes.MCBYPROD.TRUCKLOAD
	0100	111	002401	002401	502001	0000	0304	0201	1,387.00			Charah Inc. Beneficial Use Truck loading Month of June	Yes.MCBYPROD.TRUCKLOAD
	0100	111	002401	002401	512017	0000	0303	0201	12,000.00			Charah Inc. Long Boom Rental Month of June	Yes.MCGPPMAIN.7884114
	0100	111	002401	002401	512100	0000	0301	0201	26,000.00			GE Dedicated Engineer Month of April	Yes.MCBL.6693069
	0100	111	002401	002401	512100	0000	0301	0201	26,000.00			GE Dedicated Engineer Month of May	Yes.MCBL.6693069
	0100	111	002401	002401	512100	0000	0301	0201	26,000.00			GE Dedicated Engineer Month of June	Yes.MCBL.6693069
	0100	111	002401	002401	107001	0000	0301	0221	13,825.00			Technical Environmental Solutions MC2 PJFF Bag Replacement QA/QC	Yes.135123.7621650
	0100	111	002401	002401	511100	0000	0301	0201	6,097.99			Alpha Mechanical service, inc Lift station #2 asphalt repairs Month of June	Yes.MCSTB.7853725
	0100	111	002401	002401	511100	0000	0301	0201	10,925.31			Alpha Mechanical service, inc Lift station #3 control box replacement and	Yes.MCSTB.7844959
	0100	111	002401	002401	107001	0000	303	0211	48,212.00			Honeywell MC1 Hardware Refresh per services contract Month of April	Yes.151784.151784 10A
	0100	111	002401	002401	107001	0000	304	0211	5,016.25			Honeywell MC1 Hardware Refresh per services contract Month of April	Yes.151784.151784 10A
	0100	111	002401	002401	107001	0000	0303	0241	20,000.00			CSS Mechanical MC air handler #7 build and install new air handler (cost	Yes.161069.7647595
	0100	111	002401	002401	512100	0000	0285	0231		11,942.00		Inventory Ash Handling System Part Under Warranty Month of June	Yes.MCASH.7860427
	0100	111	002401	002401	511100	0000	0304	0201	7,454.77			FPG Labor in TRAC Month of June	Yes.MCJANIT.7746075
	0100	111	002401	002401	512152	0000	0304	0211	10,963.80			FPG Labor in TRAC Month of June	Yes.MCSORBINJ.7733932
	0100	111	002401	002401	511100	0000	0304	0201	6,364.80			INCORP Labor in TRAC Month of June	Yes.MCGROUNDS.7788398
	0100	111	002401	002401	108901	0000	0304	0201	9,680.66			PIC Labor in TRAC Month of June	Yes.151243.7625727
	0100	111	002401	002401	512100	0000	0304	0221	6,293.42			PIC Labor in TRAC Month of June	Yes.MC2S20PB.7728873
	0100	111	002401	002401	511100	0000	0304	0201	9,497.26			PIC Labor in TRAC Month of June	Yes.MCADMIN.7746074
	0100	111	002401	002401	512100	0000	0304	0201	10,631.44			PIC Labor in TRAC Month of June	Yes.MCBL.7739998
	0100	111	002401	002401	502004	0000	0304	0201	15,560.92			PIC Labor in TRAC Month of June	Yes.MCBYPROD.7828400
	0100	111	002401	002401	501090	0000	0304	0201	46,475.64			PIC Labor in TRAC Month of June	Yes.MCFUELUNL.7702746
	0100	111	002401	002401	502004	0000	0304	0201	16,113.84			PIC Labor in TRAC Month of June	Yes.MCLIMEOPS.7702734
	0100	111	002401	002401	512100	0000	0304	0231	7,206.77			PIC Labor in TRAC Month of June	Yes.MCPFC.7874616
	0100	111	002401	002401	512100	0000	0304	0201	5,881.76			PIC Labor in TRAC Month of June	Yes.MCPLANT.7859198
	0100	111	002401	002401	502100	0000	0304	0201	20,901.03			PIC Labor in TRAC Month of June	Yes.MCPWSOPS.7746092
	0100	111	002401	002401	512100	0000	0304	0201	6,097.92			PIC Labor in TRAC Month of June	Yes.MCSTACKER.7835378
	0100	111	002401	002401	511100	0000	0304	0201	10,758.89			PIC Labor in TRAC Month of June	Yes.MCSTB.7769229
	0100	111	002130	002130	186074	0000	0375	0172	50,452.43			CR7 LTPC Variable Fee CT1 Service (LGE) Siemens - Q2	Yes.CR7LTPC.LTPC186
	0100	111	002130	002130	186074	0000	0475	0172	123,521.46			CR7 LTPC Variable Fee CT1 Matl (LGE) Siemens - Q2	Yes.CR7LTPC.LTPC186
	0100	111	002130	002130	186074	0000	0375	0172	51,896.67			CR7 LTPC Variable Fee CT2 Service (LGE) Siemens - Q2	Yes.CR7LTPC.LTPC186
	0100	111	002130	002130	186074	0000	0475	0172	127,057.37			CR7 LTPC Variable Fee CT2 Matl (LGE) Siemens - Q2	Yes.CR7LTPC.LTPC186
	0100	141	006250	006250	232031	0000	0699	0000		3,767,497.25			Yes.102893.232031
	0100	141	006250	006250	232032	0000	0699	0000		579,760.06			Yes.102893.232032
	0100	141	006250	006250	232033	0000	0699	0000		-			Yes.102893.232033
	0100	141	006250	006250	143053	0000	0699	0000		-			Yes.102893.143053
	0100	141	006250	006250	143012	0000	0699	0000	463,119.06				Yes.102893.143012

Attachment to Response to AG-KIUC-2020-00350
 Power Generation Monthly Accrual - Beneficial ReUse

Case No. 2020-00350
 Question No. 22(b)

Database ORAOEBSPROD.OEBSPROD
 Data Access Set LGE ENERGY LLC
 Ledger LGE ENERGY LLC
 Chart Of Accounts Accounting Flexfield
 Currency USD

Category	* List - Text Accrual
Source	* List - Text Spreadsheet
Accounting Date	* List - Date 6/30/2020
Group ID	Number 28701
Batch Name	Text PG-SML
Journal Name	Text J701-0100-0620
Journal Description	Text Power Generation Accrual
Reverse Journal	List - Text Yes
Reversal Period/Date	List - Text JUL-2020

Upl	Company	Product	Org	Exp Org	Account	IC	Exp Type	Loc	Debit	Credit	Stat Amount	Line Description	Line DFF (Project.Task)
					* List - Text				* Number	* Number	Number	Text	List - Text
	0100	111	006250	006250	232001	0000	0699	0000		1,684,792.31		Power Generation Monthly Accrual	Yes.102893.PPD
	0100	141	006250	006250	163016	0000	0455	0000				Power Generation Inventory Adjustment	
Totals:									6,507,110.68	6,507,110.68			

Description: Power Generation Monthly Accrual

Prepared by: J Vincent

Approved by: Stacy Ritchey

Posted by: J Vincent

Upload/Concurrent ID: 53142791

Posted/Concurrent ID: 53143272

Reverse/Concurrent ID: 53221078

Reversal Posted/Concurrent ID: 53221112

Database ORAOBSPROD.OEBSPROD
 Data Access Set LGE ENERGY LLC
 Ledger LGE ENERGY LLC
 Chart Of Accounts Accounting Flexfield
 Currency USD

Category * List - Text Accrual
 Source * List - Text Spreadsheet
 Accounting Date * List - Date 7/31/2020
 Group ID Number 28701
 Batch Name Text PG-SML
 Journal Name Text J701-0100-0720
 Journal Description Text Power Generation Accrual
 Reverse Journal List - Text Yes
 Reversal Period/Date List - Text AUG-2020

Upl	Company	Product	Org	Exp Org	Account	IC	Exp Type	Loc	Debit	Credit	Stat Amount	Line Description	Line DFF (Project.Task)
					* List - Text				* Number	* Number	Number	Text	List - Text
		0100	111	002120	002120	542100	0000	0301	0450	5,800.00		Ohio Falls CSS Mechanical July 2020 Accrual Estimate	Yes.OFSTB.7884035
		0100	111	002120	002120	535100	0000	0301	0450	1,600.00		Ohio Falls JY Legner 7-27 to 7-31 Accrual Estimate	Yes.OFADMIN.SLABOR
		0100	111	002120	002120	544100	0000	0301	0450	11,000.00		Ohio Falls Schardein Mechanical July 2020 Accrual Estimate	Yes.OFSW.7916457
		0100	111	002120	002120	544100	0000	0301	0450	3,410.00		Ohio Falls Utility & Indust Products July 2020 Accrual Estimate	Yes.OFGA.7861525
		0100	111	002120	002120	543100	0000	0301	0450	10,000.00		Ohio Falls Marine Solutions July 2020 Accrual Estimate	Yes.OFHDW.7916456
		0100	111	002120	002120	539100	0000	0304	0450	581.60		OF FPG July 2020 Accrual Estimate	Yes.OFOPSSITE.6852385
		0100	111	002140	002140	549100	0000	0304	0432	282.45		Paddys Run FPG July 2020 Accrual Estimate	Yes.PROPSSITE.7835391
		0100	111	002140	002140	553010	0000	0301	0432	2,778.00		Paddys Run Geoghegan Roofing July 2020 Accrual Estimate	Yes.CTPR13.7893418
		0100	111	002140	002140	553010	0000	0301	0432	4,150.00		Paddys Run Donaldson July 2020 Accrual Estimate	Yes.CTPR13.7893418
		0100	111	002130	002130	554100	0000	0301	0172	12,996.00		CR7 Air Systems July 2020 Accrual Estimate	Yes.CRCAS.PLANTMISC554
		0100	111	002130	002130	554100	0000	0301	0172	2,000.00		CR7 Assured assets July 2020 Accrual Estimate	Yes.CRFP.PLANTMISC554
		0100	111	002130	002130	549100	0000	0413	0172	26,788.00		CR7 Brenntag July 2020 Accrual Estimate	Yes.CRCHM.BRENNTAG549
		0100	111	002130	002130	549100	0000	0457	0172	4,637.00		CR7 Cintas July 2020 Accrual Estimate	Yes.CRHLTH.SAFETY549
		0100	111	002130	002130	553010	0000	0301	0172	3,821.00		CR7 Consolidated Electric July 2020 Accrual Estimate	Yes.CRST.PLANTMISC553
		0100	111	002130	002130	552100	0000	0301	0172	4,300.00		CR7 CSS Mechanical July 2020 Accrual Estimate	Yes.CRSB.PLANTMISC552
		0100	111	002130	002130	549100	0000	0301	0172	1,887.00		CR7 Early Environmental July 2020 Accrual Estimate	Yes.CROPSITE.EARLY549
		0100	111	002130	002130	549100	0000	0304	0172	110.85		CR7 FPG July 2020 Accrual Estimate	Yes.CRADM.COVID19
		0100	111	002130	002130	549100	0000	0304	0172	877.60		CR7 FPG July 2020 Accrual Estimate	Yes.CROPSITE.JANITOR549
		0100	111	002130	002130	552100	0000	0301	0172	3,000.00		CR7 Hoist & Crane July 2020 Accrual Estimate	Yes.CRSB.PLANTMISC552
		0100	111	002130	002130	552100	0000	0301	0172	18,000.00		CR7 Incorporate July 2020 Accrual Estimate	Yes.CRSB.PLANTMISC552
		0100	111	002130	002130	552100	0000	0301	0172	40,000.00		CR7 marine Solutions July 2020 Accrual Estimate	Yes.CRSB.PLANTMISC552
		0100	111	002130	002130	554100	0000	0301	0172	7,761.00		CR7 Miller Pipeline July 2020 Accrual Estimate	Yes.CRFGS.GASDEPT554
		0100	111	002130	002130	554100	0000	0301	0172	1,114.00		CR7 Miller Pipeline July 2020 Accrual Estimate	Yes.CRMTCITE.PLANTMISC554
		0100	111	002130	002130	549100	0000	0301	0172	1,731.60		CR7 PIC AUX July 2020 Accrual Estimate	Yes.CROPSLBR.7802323
		0100	111	002130	002130	553010	0000	0304	0172	37.78		CR7 PIC SUP July 2020 Accrual Estimate	Yes.CRG1.PLANTMISC553
		0100	111	002130	002130	553010	0000	0304	0172	37.78		CR7 PIC SUP July 2020 Accrual Estimate	Yes.CRG2.PLANTMISC553
		0100	111	002130	002130	553010	0000	0304	0172	37.78		CR7 PIC SUP July 2020 Accrual Estimate	Yes.CRG3.PLANTMISC553
		0100	111	002130	002130	549100	0000	0304	0172	151.12		CR7 PIC SUP July 2020 Accrual Estimate	Yes.CRGEQ.PLANTMISC549
		0100	111	002130	002130	549100	0000	0304	0172	1,338.20		CR7 PIC SUP July 2020 Accrual Estimate	Yes.CROPSITE.PLANTMISC549
		0100	111	002130	002130	554100	0000	0304	0172	872.26		CR7 PIC SUP July 2020 Accrual Estimate	Yes.CRRW.PLANTMISC554
		0100	111	002130	002130	552100	0000	0304	0172	4,517.43		CR7 PIC SUP July 2020 Accrual Estimate	Yes.CRSB.PLANTMISC552
		0100	111	002130	002130	554100	0000	0304	0172	151.12		CR7 PIC SUP July 2020 Accrual Estimate	Yes.CRWV.PLANTMISC554
		0100	111	002130	002130	552100	0000	0301	0172	780.48		Service Shop PIC SUP July 2020 Accrual Estimate	Yes.CRSB.7883805
		0100	111	002130	002130	552100	0000	0301	0172	5,000.00		CR7 Ready Electric July 2020 Accrual Estimate	Yes.CRSB.PLANTMISC552
		0100	111	002130	002130	549100	0000	0301	0172	250.00		CR7 SafetyKleen July 2020 Accrual Estimate	Yes.CRMCT.PLANTMISC549
		0100	111	002130	002130	553010	0000	0455	0172	650.00		CR7 WA Hammond July 2020 Accrual Estimate	Yes.CRST.PLANTMISC553
		0100	111	002120	002120	107001	0000	0301	0450	11,836.88		OF WJE July 2020 Accrual Estimate	Yes.148983.7514472
		0100	111	002130	002130	107001	0000	0301	0172	5,049.73		Service Shop July 2020 Accrual Estimate	Yes.161106.7881499

Attachment to Response to AG-KIUC-2 Question No. 24(b)
 Case No. 2020-00350

Database ORAOEBSPROD.OEBSPROD
 Data Access Set LGE ENERGY LLC
 Ledger LGE ENERGY LLC
 Chart Of Accounts Accounting Flexfield
 Currency USD

Category	* List - Text Accrual
Source	* List - Text Spreadsheet
Accounting Date	* List - Date 7/31/2020
Group ID	Number 28701
Batch Name	Text PG-SML
Journal Name	Text J701-0100-0720
Journal Description	Text Power Generation Accrual
Reverse Journal	List - Text Yes
Reversal Period/Date	List - Text AUG-2020

Upl	Company	Product	Org	Exp Org	Account	IC	Exp Type	Loc	Debit	Credit	Stat Amount	Line Description	Line DFF (Project.Task)
					* List - Text				* Number	* Number	Number	Text	List - Text
		0100	111	002130	002130	107001	0000	0301	0172	64.72		Service Shop July 2020 Accrual Estimate	Yes.161106.7881443
		0100	111	002130	002130	107001	0000	0301	0172	2,168.76		Service Shop July 2020 Accrual Estimate	Yes.162810.7896467
		0100	111	002130	002130	107001	0000	0301	0172	1,289,786.84		CR7 L-0 Blades Siemens Nov 2017 Accrual Estimate	Yes.156027.6945081
		0100	111	002130	002130	107001	0000	0303	0172	1,480,029.84		CR7 L-0 Blades Siemens Nov 2017 Accrual Estimate	Yes.156027.6945081
		0100	111	002130	002130	108901	0000	0301	0172	551,183.00		CR7 L-0 Blades Siemens Nov 2017 Accrual Estimate	Yes.156027.6945080
		0100	111	002650	002650	507100	0000	0301	0311	675.00		JUL Unbilled Tank Rental	Yes.TC-GA-.RENTAL
		0100	111	002655	002650	550100	0000	0301	0472	625.00		JUL Unbilled Tank Rental	Yes.TCALLCT.RENTAL
		0100	111	002650	002650	512100	0000	0304	0301	130,926.71		TRAC UNAPPROVED/ATLANTIC	Yes.TC000PLT.ACCRUAL
		0100	111	002650	002650	502100	0000	0304	0301	9,743.91		TRAC UNAPPROVED/ATLANTIC/Process Water Syst	Yes.TC-PWOPS.7640833
		0100	111	002650	002650	511100	0000	0304	0301	5,068.48		TRAC UNAPPROVED/READY	Yes.TC000HVC.7898893
		0100	111	002650	002650	512005	0000	0455	0301	21,609.00		PO 1032029- HYDROCARBON	Yes.TC-SDR.ACCRUAL
		0100	111	002650	002650	512100	0000	0301	0301	18,296.37		INV 37666	Yes.TC000CA-.COMPRESSOR
		0100	111	002650	002650	506100	0000	0633	0301	3,235.20		INV 180214657002- not posted	Yes.TCSAFE/DV.COVID19
		0100	111	002650	002650	506100	0000	0633	0301	3,235.20		INV 180214657003- not posted	Yes.TCSAFE/DV.COVID19
		0100	111	002650	002650	506100	0000	0633	0301	3,235.20		INV 180214657004- not posted	Yes.TCSAFE/DV.COVID19
		0100	111	002650	002650	506100	0000	0633	0301	2,500.00		INV 180259043004- not posted	Yes.TCSAFE/DV.COVID19
		0100	111	002650	002650	512100	0000	0301	0301	17,570.00		PO-1059643-WHAYNE SUPPLY COMPANY DBA BOYD COMPANY	Yes.TC000CHG.7847778
		0100	111	002650	002650	512100	0000	0301	0301	7,647.74		PO-1059643-WHAYNE SUPPLY COMPANY DBA BOYD COMPANY	Yes.TC000CHG.7847778
		0100	111	002650	002650	512100	0000	0301	0301	3,125.00		PO-1059643-WHAYNE SUPPLY COMPANY DBA BOYD COMPANY	Yes.TC000CHG.7847778
		0100	111	002650	002650	512100	0000	0301	0301	7,813.30		PO-1059643-WHAYNE SUPPLY COMPANY DBA BOYD COMPANY	Yes.TC000CHG.7847778
		0100	111	002650	002650	512100	0000	0301	0301	931.47		PO-1052758-MOTION INDUSTRIES INC	Yes.TC000CHGC.7758756
		0100	111	002650	002650	512100	0000	0301	0301	39,206.39		PO-1054721-MOTION INDUSTRIES INC	Yes.TC000CHGC.7758756
		0100	111	002650	002650	512100	0000	0455	0311	2,323.77		PO -1037074TECHNICAL ENVIRONMENTAL SOLUTIONS LLC	Yes.TC1F19OUT.7548468
		0100	111	002650	002650	512100	0000	0301	0311	25,989.60		INV# 328064	Yes.TC1F19OUT.7543795
		0100	111	002650	002650	107001	0000	0301	0321	258,708.00		INV 8659	Yes.155443LGE.INV155443
		0100	111	002650	002650	107001	0000	0301	0321	128,247.35		INV 8660	Yes.155443LGE.INV155443
		0100	111	002650	002650	107001	0000	0301	0321	15,330.00		INV 54088	Yes.160326LGE.INVESTMENT
		0100	111	002650	002650	107001	0000	0301	0301	41,958.50		INV 827934	Yes.161650LGE.7747382
		0100	111	002650	002650	107001	0000	0301	0321	40,718.00		INV 0200044	Yes.161463LGE.INV161463
		0100	111	002650	002650	107001	0000	0301	0321	11,824.50		INV# 7323	Yes.160776LGE.INV160776
		0100	111	002650	002650	108901	0000	0301	0311	18,282.50		PO 1047133/ CITYWIDE WASTE REMOVAL	Yes.153077.REMOVAL
		0100	111	002650	002650	107001	0000	0301	0311	2,454.04		INV# 330869R/SOLID PLATFORMS	Yes.152081.INV152081
		0100	111	002650	002650	501253	0000	0699	0301		217,549.62	JUL Fly ash Sales (24,172.18 tons x \$9/ton) - HOLCIM	Yes.TCFASALES.FASALES
		0100	111	002650	002650	502013	0000	0304	0301	24,684.31		TRAC UNAPPROVED/ATLANTIC CCRT- ATLANTIC	Yes.TC-CCROPS.7778715
		0100	111	002401	002401	502011	0000	0699	0201		18,000.00	Sul4R-Plus MC Pellet Plant Subsidy Invoice Month of July	Yes.MCGYPHAND.PELLET
		0100	111	002401	002401	502011	0000	0699	0201	169,976.20		Cemex Gypsum Subsidy over 40k tons Month of Jan 2019 - Feb 2020	Yes.MCGYPHAND.ECRREUSE
		0100	111	002401	002401	502011	0000	0699	0201		13,500.00	Kosmos Cement Interim Gypsum Supply Agreement Month of March	Yes.MCGYPHAND.ECRREUSE
		0100	111	002401	002401	502011	0000	0699	0201		19,400.00	Kosmos Cement Gypsum Supply Agreement Month of July	Yes.MCGYPHAND.ECRREUSE
		0100	111	002401	002401	501253	0000	0699	0201		180,000.00	Kosmos Cement Fly Ash Supply Agreement Month of July	Yes.MCASHECR.KOSMOS
		0100	111	002401	002401	501253	0000	0699	0201		184,200.00	Boral Fly Ash Market Subsidy Month of July	Yes.MCASHECR.PROCEEDS
		0100	111	002401	002401	501200	0000	0303	0201	5,000.00		Charah Inc. Daily Fly Ash activities Month of July	Yes.MCLAND.ACCRUAL
		0100	111	002401	002401	501200	0000	0304	0201	1,000.00		Charah Inc. Daily Fly Ash activities Month of July	Yes.MCLAND.ACCRUAL
		0100	111	002401	002401	502012	0000	0303	0201	36,000.00		Charah Inc. Daily Fly Ash activities Month of July	Yes.MCLAND.ACCRUAL502
		0100	111	002401	002401	502012	0000	0304	0201	13,000.00		Charah Inc. Daily Fly Ash activities Month of July	Yes.MCLAND.ACCRUAL502

Case No. 2020-00350
 Attachment to Response to AG-KIUC-2 Question No. 24(b)
 Page 56 of 86
 Garrett

Database ORAOBSPROD.OEBSPROD
 Data Access Set LGE ENERGY LLC
 Ledger LGE ENERGY LLC
 Chart Of Accounts Accounting Flexfield
 Currency USD

Category	* List - Text Accrual
Source	* List - Text Spreadsheet
Accounting Date	* List - Date 7/31/2020
Group ID	Number 28701
Batch Name	Text PG-SML
Journal Name	Text J701-0100-0720
Journal Description	Text Power Generation Accrual
Reverse Journal	List - Text Yes
Reversal Period/Date	List - Text AUG-2020

Upl	Company	Product	Org	Exp Org	Account	IC	Exp Type	Loc	Debit	Credit	Stat Amount	Line Description	Line DFF (Project.Task)
					* List - Text				* Number	* Number	Number	Text	List - Text
	0100	111	002401	002401	502001	0000	0304	0201	23,000.00			Charah Inc. Charah Gypsum barge loading Month of July	Yes.MCGYPHAND.BARGELOAD
	0100	111	002401	002401	502001	0000	0304	0201	37,282.50			Charah Inc. Charah Base contract payment for Gypsum Hauling to Landfill	Yes.MCGYPHAND.BASE
	0100	111	002401	002401	502001	0000	0303	0201	4,987.50			Charah Inc. Beneficial Use Truck loading Month of July	Yes.MCByPROD.TRUCKLOAD
	0100	111	002401	002401	502001	0000	0304	0201	1,662.50			Charah Inc. Beneficial Use Truck loading Month of July	Yes.MCByPROD.TRUCKLOAD
	0100	111	002401	002401	502004	0000	0304	0201	35,000.00			Allied Pump Sediment Pond Pump Set-up/Rental Month of July	Yes.MCByPROD.6790111
	0100	111	002401	002401	512100	0000	0301	0201	26,000.00			GE Dedicated Engineer Month of June	Yes.MCBL.6693069
	0100	111	002401	002401	107001	0000	0375	0241	23,900.00			GE Dedicated Engineer Month of July	Yes.156753.7313370
	0100	111	002401	002401	511100	0000	0301	0221	22,880.10			Thompson Industrial MC2 Coal Mill Bay Wash Month of July	Yes.MCSTB.7884018
	0100	111	002401	002401	107001	0000	0375	0241	79,332.26			ETSI MC4 PJFF Bag manufacture and testing Month of Dec 2019 - Mar 20	Yes.135120.7916469
	0100	111	002401	002401	511100	0000	0304	0201	5,211.70			INCORP Labor in TRAC Month of July	Yes.MCSTB.7908486
	0100	111	002401	002401	107001	0000	0304	0201	6,404.64			PIC Labor in TRAC Month of July	Yes.151243.7625724
	0100	111	002401	002401	511100	0000	0304	0201	9,206.00			PIC Labor in TRAC Month of July	Yes.MCADMIN.7746074
	0100	111	002401	002401	512100	0000	0304	0201	6,067.56			PIC Labor in TRAC Month of July	Yes.MCASH.7793760
	0100	111	002401	002401	502004	0000	0304	0201	7,234.41			PIC Labor in TRAC Month of July	Yes.MCByPROD.7828400
	0100	111	002401	002401	512100	0000	0304	0201	9,125.44			PIC Labor in TRAC Month of July	Yes.MCFUELCON.7874945
	0100	111	002401	002401	501090	0000	0304	0201	22,310.80			PIC Labor in TRAC Month of July	Yes.MCFUELJNL.7702746
	0100	111	002401	002401	512005	0000	0304	0201	5,767.68			PIC Labor in TRAC Month of July	Yes.MCLIMEGR.7610256
	0100	111	002401	002401	502004	0000	0304	0201	7,582.32			PIC Labor in TRAC Month of July	Yes.MCLIMEOPS.7702734
	0100	111	002401	002401	512100	0000	0304	0241	9,878.33			PIC Labor in TRAC Month of July	Yes.MCPFC.7911046
	0100	111	002401	002401	502100	0000	0304	0201	10,515.67			PIC Labor in TRAC Month of July	Yes.MCPWOPS.7746092
	0100	111	002401	002401	512100	0000	0304	0201	8,112.36			PIC Labor in TRAC Month of July	Yes.MCSTACKER.7886446
	0100	111	002401	002401	511100	0000	0304	0201	15,769.29			PIC Labor in TRAC Month of July	Yes.MCSTB.7769229
	0100	111	002401	002401	512100	0000	0304	0241	11,370.86			PIC Labor in TRAC Month of July	Yes.MCSUMPS.7874597
	0100	111	002130	002130	186074	0000	0375	0172	19,691.31			CR7 LTPC Variable Fee CT1 Service (LGE) Siemens - Q3	Yes.CR7LTPC.LTPC186
	0100	111	002130	002130	186074	0000	0475	0172	48,209.75			CR7 LTPC Variable Fee CT1 Matl (LGE) Siemens - Q3	Yes.CR7LTPC.LTPC186
	0100	111	002130	002130	186074	0000	0375	0172	19,691.31			CR7 LTPC Variable Fee CT2 Service (LGE) Siemens - Q3	Yes.CR7LTPC.LTPC186
	0100	111	002130	002130	186074	0000	0475	0172	48,209.75			CR7 LTPC Variable Fee CT2 Matl (LGE) Siemens - Q3	Yes.CR7LTPC.LTPC186
	0100	141	006250	006250	232031	0000	0699	0000		3,397,814.06			Yes.102893.232031
	0100	141	006250	006250	232032	0000	0699	0000		569,465.50			Yes.102893.232032
	0100	141	006250	006250	232033	0000	0699	0000		-			Yes.102893.232033
	0100	141	006250	006250	143053	0000	0699	0000					Yes.102893.143053
	0100	141	006250	006250	143012	0000	0699	0000	632,649.62			Power Generation Monthly Accrual - Beneficial ReUse	Yes.102893.143012
	0100	111	006250	006250	232001	0000	0699	0000		1,150,635.04		Power Generation Monthly Accrual	Yes.102893.PPD
	0100	141	006250	006250	163016	0000	0455	0000				Power Generation Inventory Adjustment	
Totals:									5,750,564.22	5,750,564.22			

Case No. 2020-00350

Attachment to Response to AGENTUC-7 Question No. 7 (b)

Database ORAOEBSPROD.OEBSPROD
 Data Access Set LGE ENERGY LLC
 Ledger LGE ENERGY LLC
 Chart Of Accounts Accounting Flexfield
 Currency USD

Category	* List - Text Accrual
Source	* List - Text Spreadsheet
Accounting Date	* List - Date 7/31/2020
Group ID	Number 28701
Batch Name	Text PG-SML
Journal Name	Text J701-0100-0720
Journal Description	Text Power Generation Accrual
Reverse Journal	List - Text Yes
Reversal Period/Date	List - Text AUG-2020

Upl	Company	Product	Org	Exp Org	Account	IC	Exp Type	Loc	Debit	Credit	Stat Amount	Line Description	Line DFF (Project.Task)
									* Number	* Number	Number	Text	List - Text

Description: Power Generation Monthly Accrual

Prepared by: S Laster

Approved by: Stacy Ritchey

Posted by: S Laster 08/04/2020

Upload/Concurrent ID: 53544425

Posted/Concurrent ID: 53544937

Reverse/Concurrent ID: 53582605

Reversal Posted/Concurrent ID: 53582614

Database ORAOEBSPROD.OEBSPROD
 Data Access Set LGE ENERGY LLC
 Ledger LGE ENERGY LLC
 Chart Of Accounts Accounting Flexfield
 Currency USD

Category * List - Text Accrual
 Source * List - Text Spreadsheet
 Accounting Date * List - Date 8/31/2020
 Group ID Number 29090
 Batch Name Text PG-SRF
 Journal Name Text J701-0100-0820
 Journal Description Text Power Generation Accrual
 Reverse Journal List - Text Yes
 Reversal Period/Date List - Text SEP-2020

Upl	Company	Product	Org	Exp Org	Account	IC	Exp Type	Loc	Debit	Credit	Stat Amount	Line Description	Line DFF (Project.Task)
					* List - Text				* Number	* Number	Number	Text	List - Text
	0100	111	002650	002650	507100	0000	0301	0311	675.00			AUG Unbilled Tank Rental	Yes.TC-GA-.RENTAL
	0100	111	002655	002650	550100	0000	0301	0472	625.00			AUG Unbilled Tank Rental	Yes.TCALLCT.RENTAL
	0100	111	002650	002650	512100	0000	0304	0301	99,669.89			TRAC UNAPPROVED/ATLANTIC	Yes.TC000PLT.ACCRUAL
	0100	111	002650	002650	502100	0000	0304	0301	13,364.72			TRAC UNAPPROVED/ATLANTIC/Process Water Syst	Yes.TC-PWOPS.7640833
	0100	111	002650	002650	512100	0000	0304	0301	24,166.91			TRAC UNAPPROVED/INCORP	Yes.TC000PLT.ACCRUAL
	0100	111	002650	002650	512005	0000	0455	0301	21,609.00			PO 1032029- HYDROCARBON	Yes.TC-SDR.ACCRUAL
	0100	111	002650	002650	512100	0000	0301	0301	15,560.00			PO-1059643-WHAYNE SUPPLY COMPANY DBA BOYD COMPANY	Yes.TC000CHG.7847778
	0100	111	002650	002650	512100	0000	0301	0301	3,125.00			PO-1059643-WHAYNE SUPPLY COMPANY DBA BOYD COMPANY	Yes.TC000CHG.7847778
	0100	111	002655	002655	553010	0000	0301	0472	304,157.73			INV PP1B41691	Yes.TCALLCT.ALLY-FEE
	0100	111	002650	002650	512100	0000	0301	0311	25,989.60			INV# 328064	Yes.TC1F19OUT.7543795
	0100	112	002650	002650	512100	0000	0301	0321	70,199.70			10% milestone- MD&A	Yes.TC2S20OUT.7728253
	0100	111	002650	002650	107001	0000	0301	0321	258,708.00			INV 8659	Yes.155443LGE.INV155443
	0100	111	002650	002650	107001	0000	0301	0321	128,247.35			INV 8660	Yes.155443LGE.INV155443
	0100	111	002650	002650	107001	0000	0301	0321	261,568.00			INV 8687	Yes.155443LGE.INV155443
	0100	111	002650	002650	107001	0000	0301	0321	135,760.00			INV 80013289	Yes.153080LGE.INV153080
	0100	111	002650	002650	107001	0000	0301	0321	11,824.50			INV# 7323	Yes.160776LGE.INV160776
	0100	111	002650	002650	108901	0000	0301	0311	18,282.50			PO 1047133/ CITYWIDE WASTE REMOVAL	Yes.153077.REMOVAL
	0100	111	002650	002650	501253	0000	0699	0301		83,005.47		AUG Fly ash Sales (9,222.83 tons x \$9/ton) - HOLCIM	Yes.TCFASALES.FASALES
	0100	111	002650	002650	502013	0000	0304	0301	27,266.21			TRAC UNAPPROVED/ATLANTIC CCRT- ATLANTIC	Yes.TC-CCROPS.7778715
	0100	111	002120	002120	535100	0000	0301	0450	1,600.00			Ohio Falls JY Legener August 2020 Accrual Estimate	Yes.OFADMIN.SLABOR
	0100	111	002120	002120	539100	0000	0455	0450	2,522.63			Ohio Falls Rolland August 2020 Accrual Estimate	Yes.OFADMIN.COVID19
	0100	111	002120	002120	539100	0000	0410	0450	1,140.50			Ohio Falls Munson Business August 2020 Accrual Estimate	Yes.OFADMIN.MISC
	0100	111	002120	002120	544100	0000	0455	0450	9,164.50			Ohio Falls AP Services August 2020 Accrual Estimate	Yes.OFGA.7916432
	0100	111	002120	002120	539100	0000	0304	0450	1,861.12			OF FPG Aug 2020 Accrual Estimate	Yes.OFOPSSITE.6852385
	0100	111	002140	002140	549100	0000	0304	0432	903.84			Paddys Run FPG Aug 2020 Accrual Estimate	Yes.PROPSSITE.7835391
	0100	111	002140	002140	553010	0000	0301	0432	2,778.00			Paddys Run Geoghegan Roofing July 2020 Accrual Estimate	Yes.CTPR13.7893418
	0100	111	002140	002140	553010	0000	0301	0432	170.00			Paddys Run Suburban Septic August 2020 Accrual Estimate	Yes.CTPR13.MISC553
	0100	111	002140	002140	553010	0000	0301	0432	7,822.32			PR13 Assured Assets August 2020 Accrual Estimate	Yes.CTPR13.7907711
	0100	111	002130	002130	549100	0000	0301	0172	425.00			CR7 Action Pest Control Aug 2020 Accrual Estimate	Yes.CROPSSITE.PLANTMISC549
	0100	111	002130	002130	549100	0000	0301	0172	14,210.00			CR7 All Gone Weed Control Aug 2020 Accrual Estimate	Yes.CROPSSITE.GROUNDS549
	0100	111	002130	002130	548010	0000	0419	0172	1,258.00			CR7 AWG August 2020 Accrual Estimate	Yes.CRMCT.GASES548
	0100	111	002130	002130	554100	0000	0301	0172	223.00			CR7 Assured Assets Aug 2020 Accrual Estimate	Yes.CRFP.PLANTMISC554
	0100	111	002130	002130	549100	0000	0301	0172	5,790.00			CR7 Bains August 2020 Accrual Estimate	Yes.CROPSSITE.GROUNDS549
	0100	111	002130	002130	549100	0000	0413	0172	24,530.00			CR7 Brenntag August 2020 Accrual Estimate	Yes.CRCHM.BRENTTAG549
	0100	111	002130	002130	554100	0000	0301	0172	8,888.00			CR7 Business Technical Services Aug 2020 Accrual Estimate	Yes.CRMTC SITE.PLANTMISC554
	0100	111	002130	002130	552100	0000	0301	0172	2,500.00			CR7 CSS Mechanical August 2020 Accrual Estimate	Yes.CRSB.PLANTMISC552
	0100	111	002130	002130	549100	0000	0301	0172	1,326.00			CR7 Early Environmental August 2020 Accrual Estimate	Yes.CROESSB.PART1709
	0100	111	002130	002130	549100	0000	0301	0172	9,855.00			CR7 FPG COVID August 2020 Accrual Estimate	Yes.CRADM.COVID19
	0100	111	002130	002130	549100	0000	0301	0172	2,808.00			CR7 FPG August 2020 Accrual Estimate	Yes.CROPSSITE.JANITOR549

Case No: 2020-00350
 Attachment to Response to AG-KIUC-2 Question No. 22(b)

Database ORAOEBSPROD.OEBSPROD
 Data Access Set LGE ENERGY LLC
 Ledger LGE ENERGY LLC
 Chart Of Accounts Accounting Flexfield
 Currency USD

Category * List - Text Accrual
 Source * List - Text Spreadsheet
 Accounting Date * List - Date 8/31/2020
 Group ID Number 29090
 Batch Name Text PG-SRF
 Journal Name Text J701-0100-0820
 Journal Description Text Power Generation Accrual
 Reverse Journal List - Text Yes
 Reversal Period/Date List - Text SEP-2020

Upl	Company	Product	Org	Exp Org	Account	IC	Exp Type	Loc	Debit	Credit	Stat Amount	Line Description	Line DFF (Project.Task)
					* List - Text				* Number	* Number	Number	Text	List - Text
0100	111	002130	002130	002130	554100	0000	0301	0172	435.00			CR7 Ohio Falls August 2020 Accrual Estimate	Yes.CRMTCSITE.PLANTMISC554
0100	111	002130	002130	002130	552100	0000	0455	0172	541.00			CR7 Ferguson August 2020 Accrual Estimate	Yes.CRSB.PLANTMISC552
0100	112	002130	002130	002130	553200	0000	0455	0172	6,062.00			CR7 Outage FlowServe August 2020 Accrual Estimate	Yes.CR07F21.7802291
0100	111	002130	002130	002130	549100	0000	0455	0172	1,448.00			CR7 Hach August 2020 accrual Estimate	Yes.CRLABS.HACH549
0100	111	002130	002130	002130	554100	0000	0455	0172	986.00			CR7 Hach August 2020 accrual Estimate	Yes.CRSMP.HACH554
0100	111	002130	002130	002130	552100	0000	0301	0172	800.00			CR7 Hoist & Crane August 2020 Accrual Estimate	Yes.CRSB.PLANTMISC552
0100	112	002130	002130	002130	553200	0000	0301	0172	427.00			CR7 Incorp August 2020 Accrual Estimate	Yes.CR07F21.7916435
0100	111	002130	002130	002130	553010	0000	0301	0172	705.00			CR7 Incorp August 2020 Accrual Estimate	Yes.CRCS.7917608
0100	111	002130	002130	002130	553010	0000	0301	0172	100.00			CR7 Incorp August 2020 Accrual Estimate	Yes.CRCT1.7911074
0100	111	002130	002130	002130	554100	0000	0301	0172	4,377.00			CR7 Incorp August 2020 Accrual Estimate	Yes.CRCWT.7920851
0100	111	002130	002130	002130	553200	0000	0301	0172	3,630.00			CR7 Incorp August 2020 Accrual Estimate	Yes.CRHS1.7728145
0100	111	002130	002130	002130	553200	0000	0301	0172	987.00			CR7 Incorp August 2020 Accrual Estimate	Yes.CRHS2.7913481
0100	111	002130	002130	002130	554100	0000	0301	0172	8,513.00			CR7 Incorp August 2020 Accrual Estimate	Yes.CRRW.7880455
0100	111	002130	002130	002130	552100	0000	0301	0172	452.00			CR7 Incorp August 2020 Accrual Estimate	Yes.CRSB.7909011
0100	111	002130	002130	002130	552100	0000	0301	0172	80,000.00			CR7 Marine Solutions July/August 2020 Accrual Estimate	Yes.CRSB.PLANTMISC552
0100	111	002130	002130	002130	554100	0000	0301	0172	7,761.00			CR7 Miller Pipeline July 2020 Accrual Estimate	Yes.CRFGS.GASDEPT554
0100	111	002130	002130	002130	554100	0000	0301	0172	1,114.00			CR7 Miller Pipeline July 2020 Accrual Estimate	Yes.CRMTCSITE.PLANTMISC554
0100	111	002130	002130	002130	549100	0000	0301	0172	1,832.96			CR7 PIC Aux August 202 Accrual Estimate	Yes.CROPSLBR.7802323
0100	111	002130	002130	002130	554100	0000	0304	0172	807.80			CR7 PIC SUP August 202 Accrual Estimate	Yes.CRCWT.PLANTMISC554
0100	111	002130	002130	002130	549100	0000	0304	0172	1,662.32			CR7 PIC SUP August 202 Accrual Estimate	Yes.CRGEQ.PLANTMISC549
0100	111	002130	002130	002130	554100	0000	0304	0172	4,079.83			CR7 PIC SUP August 202 Accrual Estimate	Yes.CRRW.PLANTMISC554
0100	111	002130	002130	002130	552100	0000	0304	0172	5,996.73			CR7 PIC SUP August 202 Accrual Estimate	Yes.CRSB.PLANTMISC552
0100	111	002130	002130	002130	554100	0000	0304	0172	151.12			CR7 PIC SUP August 202 Accrual Estimate	Yes.CRWW.PLANTMISC554
0100	112	002130	002130	002130	553010	0000	0304	0172	88.38			CR7 PIC CSS SUP August 202 Accrual Estimate	Yes.CR07S20.7782160
0100	111	002130	002130	002130	554100	0000	0304	0172	246.80			CR7 PIC CSS SUP August 202 Accrual Estimate	Yes.CRRW.7893407
0100	111	002130	002130	002130	552100	0000	0304	0172	1,037.86			CR7 PIC CSS SUP August 202 Accrual Estimate	Yes.CRSB.7914794
0100	111	002130	002130	002130	554100	0000	0301	0172	1,338.00			CR7 Ready Electric August 2020 Accrual Estimate	Yes.CRRW.PLANTMISC554
0100	111	002130	002130	002130	549100	0000	0301	0172	11,000.00			CR7 Stantec August 2020 Accrual Estimate	Yes.CRLABS.PLANTMISC549
0100	111	002130	002130	002130	549100	0000	0301	0172	570.00			CR7 Suburban Septic August 2020 Accrual Estimte	Yes.CROPSITE.WASTE549
0100	111	002130	002130	002130	554100	0000	0455	0172	674.00			CR7 WA Hammond August 2020 Accrual estimate	Yes.CRCWT.PLANTMISC554
0100	111	002120	002120	107001	107001	0000	0301	0450	101,942.48			OF Structural August 2020 Accrual Estimate	Yes.148083.7870350
0100	111	002120	002120	107001	107001	0000	0301	0450	11,836.88			OF WJE July 2020 Inv# 0456996	Yes.148083.7514472
0100	111	002120	002120	107001	107001	0000	0301	0450	17,297.75			OF WJE June 2020 Inv# 0454659	Yes.148083.7514472
0100	111	002120	002120	107001	107001	0000	0455	0450	27,284.00			OF Utility & Industrial Products Aug Accrual Estimate	Yes.163149.7940802
0100	111	002120	002120	107001	107001	0000	0455	0450	3,191.50			OF Southern Indiana Equipment August 2020 Accrual Estimate	Yes.163150.UTV
0100	111	002120	002120	107001	107001	0000	0301	0450	48,387.50			OF HDR August 2020 Accrual Estimate	Yes.152649.7620344
0100	111	002140	002140	107001	107001	0000	0303	0432	24,098.75			PR13 Alpine Batteries inv# 0786492-IN	Yes.157167.7776280
0100	111	002130	002130	107001	107001	0000	0304	0172	6,383.80			CR7 Service Shop PIC Aug 2020 Accrual Estimate	Yes.161106.7881439
0100	111	002130	002130	107001	107001	0000	0304	0172	184.75			CR7 Service Shop PIC Aug 2020 Accrual Estimate	Yes.162810.7896467
0100	111	002130	002130	107001	107001	0000	0301	0172	304.20			CR7 Ready Electric August 2020 Accrual Estimate	Yes.163553.7914125
0100	111	002130	002130	107001	107001	0000	0455	0172	172.54			CR7 Southern Sales August 2020 Accrual Estimate	Yes.162810.7896467
0100	111	002130	002130	107001	107001	0000	0455	0172	1,260.79			CR7 Southern Sales August 2020 Accrual Estimate	Yes.162810.7896467
0100	111	002130	002130	107001	107001	0000	0301	0172	1,289,786.84			CR7 L-U blades Siemens Nov 2017 Accrual Estimate	Yes.156027.6944061

Case No. 2020-00350
 Attachment to Response to AG-KIUC-2 Question No. 22(b)

Database ORAOEBSPROD.OEBSPROD
 Data Access Set LGE ENERGY LLC
 Ledger LGE ENERGY LLC
 Chart Of Accounts Accounting Flexfield
 Currency USD

Category * List - Text Accrual
 Source * List - Text Spreadsheet
 Accounting Date * List - Date 8/31/2020
 Group ID Number 29090
 Batch Name Text PG-SRF
 Journal Name Text J701-0100-0820
 Journal Description Text Power Generation Accrual
 Reverse Journal List - Text Yes
 Reversal Period/Date List - Text SEP-2020

Upl	Company	Product	Org	Exp Org	Account	IC	Exp Type	Loc	Debit	Credit	Stat Amount	Line Description	Line DFF (Project.Task)
					* List - Text				* Number	* Number	Number	Text	List - Text
	0100	111	002130	002130	107001	0000	0303	0172	1,480,029.84			CR7 L-0 Blades Siemens Nov 2017 Accrual Estimate	Yes.156027.6945081
	0100	111	002130	002130	108901	0000	0301	0172	551,183.00			CR7 L-0 Blades Siemens Nov 2017 Accrual Estimate	Yes.156027.6945080
	0100	111	002401	002401	107001	0000	0375	0211	83,157.00			Spray-Tec roof work on MC1 turbine Month of August	Yes.151251.7882627
	0100	111	002401	002401	512100	0000	0301	0201	26,000.00			GE Dedicated Engineer Month of June	Yes.MCBL.6693069
	0100	111	002401	002401	107001	0000	0375	0241	23,900.00			GE Dedicated Engineer Month of July	Yes.156753.7313370
	0100	111	002401	002401	107001	0000	0375	0241	30,000.00			GE Dedicated Engineer Month of August	Yes.156753.7313370
	0100	111	002401	002401	511100	0000	0301	0201	4,000.00			TREMCO Inc. Roof repairs on Unit 2 turbine Month of August	Yes.MCSTB.7905662
	0100	111	002401	002401	512156	0000	0301	0211	20,218.89			Atlas Machine and Supply 1B PJFF air compressor 4kc motor replacement	Yes.MCPJFF.7772491
	0100	111	002401	002401	502011	0000	0699	0201		18,000.00		Sul4R-Plus MC Pellet Plant Subsidy Invoice Month of August	Yes.MCGYPHAND.PELLET
	0100	111	002401	002401	502011	0000	0699	0201	169,976.20			Cemex Gypsum Subsidy over 40k tons Month of Jan 2019 - Feb 2020	Yes.MCGYPHAND.ECRREUSE
	0100	111	002401	002401	502011	0000	0699	0201		13,500.00		Kosmos Cement Interim Gypsum Supply Agreement Month of March	Yes.MCGYPHAND.ECRREUSE
	0100	111	002401	002401	502011	0000	0699	0201		15,400.00		Kosmos Cement Gypsum Supply Agreement Month of August	Yes.MCGYPHAND.ECRREUSE
	0100	111	002401	002401	501253	0000	0699	0201		184,000.00		Kosmos Cement Fly Ash Supply Agreement Month of August	Yes.MCASHECR.KOSMOS
	0100	111	002401	002401	501253	0000	0699	0201		192,200.00		Boral Fly Ash Market Subsidy Month of August	Yes.MCASHECR.PROCEEDS
	0100	111	002401	002401	501200	0000	0303	0201	5,000.00			Charah Inc. Daily Fly Ash activities Month of August	Yes.MCLAND.ACCRUAL
	0100	111	002401	002401	501200	0000	0304	0201	1,000.00			Charah Inc. Daily Fly Ash activities Month of August	Yes.MCLAND.ACCRUAL
	0100	111	002401	002401	502012	0000	0303	0201	35,000.00			Charah Inc. Daily Fly Ash activities Month of August	Yes.MCLAND.ACCRUAL502
	0100	111	002401	002401	502012	0000	0304	0201	12,000.00			Charah Inc. Daily Fly Ash activities Month of August	Yes.MCLAND.ACCRUAL502
	0100	111	002401	002401	502001	0000	0304	0201	25,925.00			Charah Inc. Charah Gypsum barge loading Month of August	Yes.MCGYPHAND.BARGELOAD
	0100	111	002401	002401	502001	0000	0304	0201	37,282.50			Charah Inc. Charah Base contract payment for Gypsum Hauling to Landfill	Yes.MCGYPHAND.BASE
	0100	111	002401	002401	502001	0000	0303	0201	4,500.00			Charah Inc. Beneficial Use Truck loading Month of August	Yes.MCBYPROD.TRUCKLOAD
	0100	111	002401	002401	502001	0000	0304	0201	1,500.00			Charah Inc. Beneficial Use Truck loading Month of August	Yes.MCBYPROD.TRUCKLOAD
	0100	111	002401	002401	512017	0000	0304	0201	11,000.00			Allied Pump Sediment Pond HDPE piping set up Month of August	Yes.MCLAND.7860490
	0100	111	002401	002401	108901	0000	0375	0201	34,000.00			Stantec Landfill Toe Drain Detailed Engineering Month of August	Yes.162328.7940775
	0100	111	002401	002401	107001	0000	0375	0201	20,000.00			Branham Material Handling Chutes Progress Payment Month of August	Yes.147036.7940780
	0100	111	002401	002401	501203	0000	0304	0201		7,456.00		Holcim Bottom Ash Subsidy Month of August	Yes.MCASHECR.BOTTOMASHECR
	0100	111	002401	002401	107001	0000	0375	0221	77,132.00			Morrow repair service 2B cooling tower pump overhaul Month of August	Yes.154639.7739233
	0100	111	002401	002401	511100	0000	0301	0221	30,237.44			Thompson Industrial MC2 Coal Mill Bay Wash Month of August	Yes.MCSTB.7884017

Database ORAOEBSPROD.OEBSPROD
 Data Access Set LGE ENERGY LLC
 Ledger LGE ENERGY LLC
 Chart Of Accounts Accounting Flexfield
 Currency USD

Category * List - Text Accrual
 Source * List - Text Spreadsheet
 Accounting Date * List - Date 8/31/2020
 Group ID Number 29090
 Batch Name Text PG-SRF
 Journal Name Text J701-0100-0820
 Journal Description Text Power Generation Accrual
 Reverse Journal List - Text Yes
 Reversal Period/Date List - Text SEP-2020

Upl	Company	Product	Org	Exp Org	Account	IC	Exp Type	Loc	Debit	Credit	Stat Amount	Line Description	Line DFF (Project.Task)
									* Number	* Number	Number	Text	List - Text
	0100	111	002401	002401	512100	0000	0301	0211	13,573.32			Provecta Engineering Boiler Tuning Month of August	Yes.MCBC.7746148
	0100	111	002401	002401	511100	0000	0301	0221	19,627.40			Badger Daylighting Duct Bank Investigation Month of May 2019	Yes.MCSTB.7939016
	0100	111	002401	002401	511100	0000	0301	0221	2,479.25			Badger Daylighting Duct Bank Investigation Month of May 2019	Yes.MCSTB.7939016
	0100	111	002401	002401	511100	0000	0301	0221	6,941.90			Badger Daylighting Duct Bank Investigation Month of May 2019	Yes.MCSTB.7939016
	0100	111	002401	002401	107001	0000	0375	0211	162,934.55			S & J Lighting MC1 LED Lighting Month of August	Yes.154390.7867032
	0100	111	002401	002401	107001	0000	0222	0221	11,400.00			Technical Environmental Solutions, LLC MC2 Precipitator Rappers Invento	Yes.156788.7727440
	0100	111	002401	002401	512017	0000	0304	0201	35,000.00			Allied Pump Sediment Pond Pump Set-up/Rental Month of August	Yes.MCLAND.7860490
	0100	111	002401	002401	512005	0000	0475	0201	36,183.93	36,183.93		CRHC Freedom Metals, LLC Limestone Grinding - MC CR COD Month of	Yes.MCLIMEUNL.7895178
	0100	111	002401	002401	512005	0000	0475	0201				CRHC Freedom Metals, LLC Limestone Grinding - MC CR COD Month of	Yes.MCLIMEGR.7942405
	0100	111	002401	002401	107001	0000	0375	0231	49,668.69			Duechting Pumps North America, LP MC 3D Recyc Pump OVERHAUL 20	Yes.154650.7776308
	0100	111	002401	002401	511100	0000	0304	0201	7,069.72			PIC Labor in TRAC Month of August	Yes.MCADMIN.7746074
	0100	111	002401	002401	512100	0000	0304	0201	7,338.74			PIC Labor in TRAC Month of August	Yes.MCBL.7739998
	0100	111	002401	002401	502004	0000	0304	0201	12,183.20			PIC Labor in TRAC Month of August	Yes.MCBYPROD.7828400
	0100	111	002401	002401	512100	0000	0304	0201	5,063.34			PIC Labor in TRAC Month of August	Yes.MCFUELCON.7919993
	0100	111	002401	002401	501090	0000	0304	0201	43,240.34			PIC Labor in TRAC Month of August	Yes.MCFUELUNL.7702746
	0100	111	002401	002401	512005	0000	0304	0201	7,627.88			PIC Labor in TRAC Month of August	Yes.MCLIMEGR.7610256
	0100	111	002401	002401	502004	0000	0304	0201	10,739.76			PIC Labor in TRAC Month of August	Yes.MCLIMEOPS.7702734
	0100	111	002401	002401	502100	0000	0304	0201	16,323.73			PIC Labor in TRAC Month of August	Yes.MCPWSOPS.7746092
	0100	111	002401	002401	511100	0000	0304	0201	8,360.05			PIC Labor in TRAC Month of August	Yes.MCSTB.7769229
	0100	111	002401	002401	513100	0000	0304	0211	15,419.46			READY Labor in TRAC Month of August	Yes.MCCAE.7403911
	0100	111	002130	002130	186074	0000	0375	0172	39,581.80			CR7 LTPC Variable Fee CT1 Service (LGE) Siemens - Q3	Yes.CR7LTPC.LTPC186
	0100	111	002130	002130	186074	0000	0475	0172	96,907.18			CR7 LTPC Variable Fee CT1 Matl (LGE) Siemens - Q3	Yes.CR7LTPC.LTPC186
	0100	111	002130	002130	186074	0000	0375	0172	39,581.80			CR7 LTPC Variable Fee CT2 Service (LGE) Siemens - Q3	Yes.CR7LTPC.LTPC186
	0100	111	002130	002130	186074	0000	0475	0172	96,907.18			CR7 LTPC Variable Fee CT2 Matl (LGE) Siemens - Q3	Yes.CR7LTPC.LTPC186
	0100	141	006250	006250	232031	0000	0699	0000		4,266,461.71			Yes.102893.232031
	0100	141	006250	006250	232032	0000	0699	0000		603,465.50			Yes.102893.232032
	0100	141	006250	006250	232033	0000	0699	0000		-			Yes.102893.232033
	0100	141	006250	006250	143053	0000	0699	0000					Yes.102893.143053
	0100	141	006250	006250	143012	0000	0699	0000	513,561.47			Power Generation Monthly Accrual - Beneficial ReUse	Yes.102893.143012
	0100	111	006250	006250	232001	0000	0699	0000		1,721,614.55		Power Generation Monthly Accrual	Yes.102893.PPD
	0100	141	006250	006250	163016	0000	0455	0000				Power Generation Inventory Adjustment	
Totals:									7,141,287.16	7,141,287.16			

Description: Power Generation Monthly Accrual

Prepared by: S Farrell

Approved by: Stacy Ritchey

Posted by: S Farrell

Upload/Concurrent ID: 53900901
 Reverse/Concurrent ID: 53975785

Posted/Concurrent ID: 53901183
 Reversal Posted/Concurrent ID: 53975890

Case No. 2020-00350

Attachment to Response to AG-KIUC-2 Question No. 22(b)

Page 62 of 86

Garrett

Database ORAOBSPROD.OEBSPROD
 Data Access Set LGE ENERGY LLC
 Ledger LGE ENERGY LLC
 Chart Of Accounts Accounting Flexfield
 Currency USD

Category * List - Text Accrual
 Source * List - Text Spreadsheet
 Accounting Date * List - Date 9/30/2020
 Group ID Number 29090
 Batch Name Text PG-SRF
 Journal Name Text J701-0100-0920
 Journal Description Text Power Generation Accrual
 Reverse Journal List - Text Yes
 Reversal Period/Date List - Text OCT-2020

Upl	Company	Product	Org	Exp Org	Account	IC	Exp Type	Loc	Debit	Credit	Stat Amount	Line Description	Line DFF (Project.Task)
				* List - Text					* Number	* Number	Number	Text	List - Text
	0100	111	002650	002650	507100	0000	0301	0311	675.00			SEP Unbilled Tank Rental	Yes.TC-GA-.RENTAL
	0100	111	002655	002650	550100	0000	0301	0472	625.00			SEP Unbilled Tank Rental	Yes.TCALLCT.RENTAL
	0100	111	002650	002650	512100	0000	0304	0301	182,070.31			TRAC UNAPPROVED/ATLANTIC	Yes.TC000PLT.ACCRUAL
	0100	111	002650	002650	502100	0000	0304	0301	12,424.86			TRAC UNAPPROVED/ATLANTIC/Process Water Syst	Yes.TC-PWOPS.7640833
	0100	111	002650	002650	512100	0000	0304	0301	14,663.71			TRAC UNAPPROVED/INCORP	Yes.TC000PLT.ACCRUAL
	0100	111	002650	002650	512100	0000	0301	0301	249,417.98			INV# 87920	Yes.TC000CHGB.DREDGING
	0100	111	002650	002650	512100	0000	0301	0311	25,989.60			INV# 328064	Yes.TC1F19OUT.7543795
	0100	112	002650	002650	512100	0000	0301	0321	70,199.70			40% milestone- MD&A	Yes.TC2S20OUT.7728253
	0100	112	002650	002650	512100	0000	0301	0321	45,749.00			PO1053644- GECKO-INV# 1354	Yes.TC2S20OUT.7744987
	0100	112	002650	002650	512005	0000	0301	0321	26,328.00			PO1051533- RPS COMP	Yes.TC2S20OUT.7711305
	0100	111	002650	002650	512100	0000	0301	0321	35,050.00			PO1053670- PATRIOT BOILER	Yes.TC2S20OUT.7504004
	0100	112	002650	002650	512005	0000	0301	0321	64,026.20			PO1054641- A&D	Yes.TC2S20OUT.7760160
	0100	112	002650	002650	512100	0000	0301	0321	60,000.00			CPA- UNITED DYNAMICS	Yes.TC2S20OUT.7744987
	0100	112	002650	002650	512100	0000	0301	0321	67,071.39			INV# 20KY03-02-0926	Yes.TC2S20OUT.7744988
	0100	112	002650	002650	512017	0000	0301	0321	52,424.00			PO1050365- EXPRO	Yes.TC2S20OUT.7733976
	0100	112	002650	002650	513100	0000	0301	0321	184,200.00			40% mileston- MD&A-INV# 742979	Yes.TC2S20OUT.7728250
	0100	112	002650	002650	512100	0000	0301	0321	96,598.00			40% mileston- MD&A-INV# 742979	Yes.TC2S20OUT.7728253
	0100	111	002650	002650	512011	0000	0301	0321	44,985.00			CSS / SOUTHERN FIELD / unbilled est per K.Sims	Yes.TC2S20OUT.7661854
	0100	112	002650	002650	512011	0000	0301	0321	151,319.22			TRAC UNAPPROVED/ATLANTIC/ TC2 Outage	Yes.TC2S20OUT.7949686
	0100	112	002650	002650	512005	0000	0301	0321	67,798.54			TRAC UNAPPROVED/INCORP/ TC2 Outage	Yes.TC2S20OUT.7740625
	0100	111	002650	002650	107001	0000	0301	0321	139,139.21			INV 8691	Yes.155443LGE.INV155443
	0100	111	002650	002650	107001	0000	0301	0321	34,584.00			INV 8692	Yes.155443LGE.INV155443
	0100	111	002650	002650	107001	0000	0301	0321	19,259.55			INV 0599063-IN	Yes.156996LGE.INV156996
	0100	111	002650	002650	107001	0000	0301	0321	173,335.95			INV 0599064-IN	Yes.156996LGE.INV156996
	0100	111	002655	002655	107001	0000	0301	0470	32,450.00			I06-14870	Yes.153083LGE.7921885
	0100	111	002650	002650	107001	0000	0301	0321	114,845.22			INV# POI046165	Yes.152665LGE.INV152665
	0100	111	002650	002650	107001	0000	0301	0301	19,867.00			INV# SO3477-V1	Yes.161507LGE.7885015
	0100	111	002650	002650	107001	0000	0301	0311	56,621.00			INV# SIO05920 on-hold	Yes.152670.7768602
	0100	111	002650	002650	107001	0000	0301	0311	348,590.00			INV# 0000012900	Yes.139726.INV139726
	0100	111	002650	002650	107001	0000	0301	0321	493,044.30			GE CPA 1050314/ progress per terms of contract 45% of scope	Yes.152104LGE.INV152104
	0100	111	002650	002650	107001	0000	0301	0321	66,225.55			Per C. Miller email/ Progress on D&Z milestones met on contract	Yes.160911LGE.INV160911
	0100	111	002650	002650	107001	0000	0301	0321	66,225.55			Per C. Miller email/ Progress on D&Z milestones met on contract	Yes.161146LGE.INV161146
	0100	111	002650	002650	107001	0000	0301	0321	66,225.55			Per C. Miller email/ Progress on D&Z milestones met on contract	Yes.153047LGE.INVESTMENT
	0100	111	002650	002650	107001	0000	0301	0321	66,225.55			Per C. Miller email/ Progress on D&Z milestones met on contract	Yes.159920LGE.INV159920
	0100	111	002650	002650	107001	0000	0301	0321	81,061.50			Milestone 65% progress of contract per C. Maldonado email- Solid Platform	Yes.160911LGE.INV160911
	0100	111	002650	002650	107001	0000	0301	0321	81,061.50			Milestone 65% progress of contract per C. Maldonado email- Solid Platform	Yes.161146LGE.INV161146
	0100	111	002650	002650	107001	0000	0301	0321	81,061.50			Milestone 65% progress of contract per C. Maldonado email- Solid Platform	Yes.159920LGE.INV159920

Attachment to Response to AG-KHUC-2 Question No. 22(b)
 Case No. 2020-00350

Database ORAOBSPROD.OEBSPROD
 Data Access Set LGE ENERGY LLC
 Ledger LGE ENERGY LLC
 Chart Of Accounts Accounting Flexfield
 Currency USD

Category	* List - Text Accrual
Source	* List - Text Spreadsheet
Accounting Date	* List - Date 9/30/2020
Group ID	Number 29090
Batch Name	Text PG-SRF
Journal Name	Text J701-0100-0920
Journal Description	Text Power Generation Accrual
Reverse Journal	List - Text Yes
Reversal Period/Date	List - Text OCT-2020

Upl	Company	Product	Org	Exp Org	Account	IC	Exp Type	Loc	Debit	Credit	Stat Amount	Line Description	Line DFF (Project.Task)
				* List - Text					* Number	* Number	Number	Text	List - Text
	0100	111	002655	002655	107001	0000	0301	0476	2,905.25			TRAC UNAPPROVED/ATLANTIC/capex charges	Yes.132003.7955101
	0100	111	002650	002650	107001	0000	0301	0321	3,205.60			TRAC UNAPPROVED/ATLANTIC/capex charges	Yes.152665LGE.7754689
	0100	111	002650	002650	107001	0000	0301	0321	4,938.60			TRAC UNAPPROVED/ATLANTIC/capex charges	Yes.153080LGE.7749185
	0100	111	002650	002650	107001	0000	0301	0321	4,437.14			TRAC UNAPPROVED/ATLANTIC/capex charges	Yes.159920LGE.7739229
	0100	111	002650	002650	107001	0000	0301	0321	54,578.36			TRAC UNAPPROVED/ATLANTIC/capex charges	Yes.162355LGE.7788421
	0100	111	002650	002650	107001	0000	0301	0321	16,266.78			TRAC UNAPPROVED/ATLANTIC/capex charges	Yes.162359LGE.7939067
	0100	111	002650	002650	107001	0000	0301	0301	33,918.66			TRAC UNAPPROVED/ATLANTIC/capex charges	Yes.163555LGE.7920826
	0100	111	002655	002655	107001	0000	0301	0476	12,993.66			TRAC UNAPPROVED/INCORP/capex charges	Yes.132003.7942450
	0100	111	002650	002650	107001	0000	0301	0321	845.60			TRAC UNAPPROVED/INCORP/capex charges	Yes.150064LGE.7764364
	0100	111	002650	002650	107001	0000	0301	0321	50,853.01			TRAC UNAPPROVED/INCORP/capex charges	Yes.152104LGE.7961417
	0100	111	002650	002650	107001	0000	0301	0321	1,360.75			TRAC UNAPPROVED/INCORP/capex charges	Yes.153080LGE.7950484
	0100	111	002655	002650	107001	0000	0301	0470	13,025.20			TRAC UNAPPROVED/INCORP/capex charges	Yes.153083LGE.7942452
	0100	111	002650	002650	107001	0000	0301	0321	417.75			TRAC UNAPPROVED/INCORP/capex charges	Yes.161273LGE.7740630
	0100	111	002650	002650	107001	0000	0301	0321	2,142.07			TRAC UNAPPROVED/INCORP/capex charges	Yes.161276LGE.7941826
	0100	111	002650	002650	107001	0000	0301	0301	1,053.00			TRAC UNAPPROVED/INCORP/capex charges	Yes.161482LGE.7900404
	0100	111	002650	002650	107001	0000	0301	0321	2,131.95			TRAC UNAPPROVED/INCORP/capex charges	Yes.161489LGE.7942537
	0100	111	002650	002650	107001	0000	0301	0301	4,036.96			TRAC UNAPPROVED/INCORP/capex charges	Yes.161482LGE.7900404
	0100	111	002650	002650	107001	0000	0301	0321	11,824.50			TRAC UNAPPROVED/INCORP/capex charges INV# 7323	Yes.160776LGE.INV160776
	0100	111	002650	002650	108901	0000	0301	0311	18,282.50			PO 1047133/ CITYWIDE WASTE REMOVAL	Yes.153077.REMOVAL
	0100	111	002650	002650	502011	0000	0699	0301		19,146.00		SEP Gypsum Sales (1,914.60 tons x \$10/ton) -United States Gypsum	Yes.159920LGE.7739229
	0100	111	002650	002650	501253	0000	0699	0301		114,208.56		SEP Fly ash Sales (12,689.84 tons x \$9/ton) - HOLLICIM	Yes.TCFASALES.FASALES
	0100	111	002650	002650	502014	0000	0413	0301	18,066.17			86917699	Yes.TC-PWCHEM.POLYMER
	0100	111	002650	002650	501253	0000	0304	0301	4,488.10			TRAC UNAPPROVED/FPG	Yes.TC-FABLO.6814036
	0100	111	002650	002650	506109	0000	0304	0321	8,047.36			TRAC UNAPPROVED/FPG	Yes.TCHLIMOPS.6819364
	0100	111	002650	002650	502013	0000	0304	0301	27,077.57			TRAC UNAPPROVED/ATLANTIC CCRT- ATLANTIC	Yes.TC-CCROPS.7778715
	0100	111	002120	002120	535100	0000	0301	0450	1,600.00			OF JY Legner 9/23-9/30 Sep 2020 Accrual Estimate	Yes.OFADMIN.SLABOR
	0100	111	002120	002120	535100	0000	0301	0450	6,302.76			OF JY Legner 8/24-9/20 Sep 2020 inv# 107273	Yes.OFADMIN.SLABOR
	0100	111	002120	002120	544100	0000	0301	0450	5,442.86			OF Air Hydro Power Sep 2020 Inv# 10456676	Yes.OFTA.7886388
	0100	111	002120	002120	539100	0000	0455	0450	2,522.63			OF Rolland Sep 2020 Inv# INVC327210	Yes.OFADMIN.COVID19
	0100	111	002120	002120	539100	0000	0304	0450	1,512.16			OF FPG Sep 2020 Accrual Estimate	Yes.OFOPSSITE.6852385
	0100	111	002140	002140	549100	0000	0304	0432	734.37			Paddys Run FPG Sep 2020 Accrual Estimate	Yes.PROPSSITE.7835391
	0100	111	002140	002140	549100	0000	0301	0432	200.00			Paddys Run Action Pest Sep Inv# 81071984	Yes.PROPSSITE.PLANTMISC549
	0100	111	002140	002140	553010	0000	0301	0432	350.39			Paddys Run Safety Kleen Sep Inv# 84107125	Yes.CTPR13.MISC553
	0100	111	002140	002140	553010	0000	0301	0432	7,822.32			PR13 Assured Assets August 2020 Accrual Estimate	Yes.CTPR13.7907711
	0100	111	002130	002130	554100	0000	0301	0172	20,000.00			CR7 Air Systems Sep 2020 Accrual Estimate	Yes.CRCAS.PLANTMISC554
	0100	111	002130	002130	549100	0000	0301	0172	11,797.00			CR7 All Gone Weed Control Sep 2020 Accrual Estimate	Yes.CROPSSITE.GROUNDS549
	0100	111	002130	002130	548010	0000	0419	0172	863.00			CR7 American Welding Gas Sep 2020 Accrual Estimate	Yes.CRMCT.GR955618
	0100	111	002130	002130	554100	0000	0455	0172	160.00			CR7 Atlas Machine Sep 2020 Accrual Estimate	Yes.CRRW.PLANTMISC554
	0100	111	002130	002130	549100	0000	0301	0172	5,200.00			CR7 Bains Sep 2020 Accrual Estimate	Yes.CROPSSITE.GROUNDS549

Attachment to Response to AG-KIUC-2 Question No. 22(b)
 Case No. 2020-00350
 Page 64 of 86
 Garrett

Database ORAOBSPROD.OEBSPROD
 Data Access Set LGE ENERGY LLC
 Ledger LGE ENERGY LLC
 Chart Of Accounts Accounting Flexfield
 Currency USD

Category	* List - Text Accrual
Source	* List - Text Spreadsheet
Accounting Date	* List - Date 9/30/2020
Group ID	Number 29090
Batch Name	Text PG-SRF
Journal Name	Text J701-0100-0920
Journal Description	Text Power Generation Accrual
Reverse Journal	List - Text Yes
Reversal Period/Date	List - Text OCT-2020

Upl	Company	Product	Org	Exp Org	Account	IC	Exp Type	Loc	Debit	Credit	Stat Amount	Line Description	Line DFF (Project.Task)
				* List - Text					* Number	* Number	Number	Text	List - Text
	0100	111	002130	002130	549100	0000	0413	0172	29,943.00			CR7 Brenntag Sep 2020 Accrual Estimate	Yes.CRCHM.BRENTTAG549
	0100	111	002130	002130	554100	0000	0456	0172	22,061.00			CR7 Chevron Phillips Chemical Sep 2020 Accrual Estimate	Yes.CRFGS.GASDEPT554
	0100	111	002130	002130	552100	0000	0301	0172	3,000.00			CR7 CSS Sep 2020 Accrual Estimate	Yes.CRSB.PLANTMISC552
	0100	111	002130	002130	553010	0000	0301	0172	5,000.00			CR7 Delaware Analysis Sep 2020 Accrual Estimate	Yes.CRST.PLANTMISC553
	0100	111	002130	002130	549100	0000	0301	0172	9,500.00			CR7 FPG Covid Fogging Sep 2020 Accrual Estimate	Yes.CRADM.COVID19
	0100	111	002130	002130	549100	0000	0304	0172	1,404.00			CR7 FPG Sep 2020 Accrual Estimate	Yes.CROPSITE.JANITOR549
	0100	111	002130	002130	554100	0000	0301	0172	1,500.00			CR7 Hibbs Electrical Sep 2020 Accrual Estimate	Yes.CRCAS.PLANTMISC554
	0100	111	002130	002130	552100	0000	0301	0172	2,000.00			CR7 Hoist & Crane Sep 2020 Accrual Estimate	Yes.CRSB.PLANTMISC552
	0100	111	002130	002130	553010	0000	0301	0172	4,000.00			CR7 Incorp Sep 2020 Accrual Estimate	Yes.CRST.PLANTMISC553
	0100	111	002130	002130	554100	0000	0301	0172	3,750.00			CR7 Industrial Safety Sep 2020 Accrual Estimate	Yes.CRCWT.PLANTMISC554
	0100	111	002130	002130	552100	0000	0301	0172	90,133.00			CR7 Marine Solutions Sep 2020 Accrual Estimate	Yes.CRSB.PLANTMISC552
	0100	111	002130	002130	549100	0000	0413	0172	32,824.00			CR7 Nalco Sep 2020 Accrual Estimate	Yes.CRCHM.NALCO549
	0100	111	002130	002130	549100	0000	0645	0172	6,315.00			CR7 NEI Global Relocation Sep 2020 Accrual Estimate	Yes.CRADM.MISC549
	0100	111	002130	002130	552100	0000	0301	0172	250.00			CR7 Overhead Door Sep 2020 Accrual Estimate	Yes.CRSB.PLANTMISC552
	0100	111	002130	002130	552100	0000	0301	0172	167,280.00			CR7 Peak Industrial Sep Accrual Estimate	Yes.CRSB.PLANTMISC552
	0100	111	002130	002130	549100	0000	0301	0172	2,077.92			CR7 PIC AUX Sep Accrual Estimate	Yes.CROPSLBR.7802323
	0100	111	002130	002130	554100	0000	0304	0172	675.75			CR7 PIC SUP Sep Accrual Estimate	Yes.CRCWT.PLANTMISC554
	0100	111	002130	002130	549100	0000	0304	0172	604.48			CR7 PIC SUP Sep Accrual Estimate	Yes.CRGEQ.PLANTMISC549
	0100	111	002130	002130	554100	0000	0304	0172	3,877.31			CR7 PIC SUP Sep Accrual Estimate	Yes.CRRW.PLANTMISC554
	0100	111	002130	002130	552100	0000	0304	0172	2,540.24			CR7 PIC SUP Sep Accrual Estimate	Yes.CRSB.PLANTMISC552
	0100	111	002130	002130	554100	0000	0304	0172	409.00			CR7 PIC Service Shop Sep 2020 Accrual Estimate	Yes.CRRW.7893407
	0100	111	002130	002130	553010	0000	0301	0172	1,000.00			CR7 Precision Services Sep 2020 Accrual Estimate	Yes.CRST.PLANTMISC553
	0100	111	002130	002130	549100	0000	0455	0172	1,465.38			CR7 Printing Solutions Sep 2020 Inv# 1437B	Yes.CRHLTH.SAFETY549
	0100	111	002130	002130	549100	0000	0301	0172	250.00			CR7 Safety Kleen Sep 2020 Accrual Estimate	Yes.CRMCT.PLANTMISC549
	0100	111	002130	002130	554100	0000	0301	0172	2,730.00			CR7 Sentry Sep 2020 Accrual Estimate	Yes.CRWAT.AQUATIPRO554
	0100	111	002130	002130	553010	0000	0301	0172	27,000.00			CR7 Siemens Sep 2020 Accrual Estimate	Yes.CRST.7963791
	0100	111	002130	002130	549100	0000	0414	0105	2,621.00			CR7 Southern Petroleum Sep 2020 Accrual Estimate	Yes.CRGEQ.DIESEL549
	0100	111	002130	002130	549100	0000	0301	0172	570.00			CR7 Suburban Septic Sep 2020 Accrual Estimate	Yes.CROPSITE.WASTE549
	0100	111	002130	002130	107001	0000	0301	0172	13,865.00			CR7 Emerson Sep 2020 Accrual Estimate	Yes.162345.7891944
	0100	111	002130	002130	107001	0000	0301	0172	31,197.00			CR7 Emerson Sep 2020 Accrual Estimate	Yes.162345.7891944
	0100	111	002130	002130	107001	0000	0301	0172	11,174.00			CR7 Ready Electric Sep 2020 Accrual Estimate	Yes.162345.7891944
	0100	111	002130	002130	107001	0000	0301	0172	222.65			CR7 Ferguson Sep 2020 Inv# 940307	Yes.163507931946

Attachment to Response to AG-KIUC-2 Question No. 22(b)
 Case No. 2020-00350
 Page 65 of 86
 Garrett

Database ORAOESPROD.OEBSPROD
 Data Access Set LGE ENERGY LLC
 Ledger LGE ENERGY LLC
 Chart Of Accounts Accounting Flexfield
 Currency USD

Category	* List - Text Accrual
Source	* List - Text Spreadsheet
Accounting Date	* List - Date 9/30/2020
Group ID	Number 29090
Batch Name	Text PG-SRF
Journal Name	Text J701-0100-0920
Journal Description	Text Power Generation Accrual
Reverse Journal	List - Text Yes
Reversal Period/Date	List - Text OCT-2020

Upl	Company	Product	Org	Exp Org	Account	IC	Exp Type	Loc	Debit	Credit	Stat Amount	Line Description	Line DFF (Project.Task)
				* List - Text					* Number	* Number	Number	Text	List - Text
		0100	111	002130	002130	107001	0000	0304	0172	490.80		CR7 Service Shop PIC Sep 2020 Accrual Estimate	Yes.161106.7881443
		0100	111	002130	002130	107001	0000	0301	0172	98,584.00		CR7 CCI Sep 2020 Accrual Estimate	Yes.161447.7800815
		0100	111	002120	002120	107001	0000	0301	0450	48,387.50		CR7 HDR Sep 2020 Accrual Estimate	Yes.152649.7958983
		0100	111	002120	002120	107001	0000	0301	0450	3,500.00		CR7 Structural Sep 2020 Accrual Estimate	Yes.148083.7870350
		0100	111	002120	002120	107001	0000	0301	0450	101,942.48		OF Structural August 2020 Inv# 558328-05	Yes.148083.7870350
		0100	111	002120	002120	107001	0000	0455	0450	27,284.00		OF Utility & Industrial Products Aug Accrual Estimate	Yes.163149.7940802
		0100	111	002130	002130	107001	0000	0301	0172	1,289,786.84		CR7 L-0 Blades Siemens Nov 2017 Accrual Estimate	Yes.156027.6945081
		0100	111	002130	002130	107001	0000	0303	0172	1,480,029.84		CR7 L-0 Blades Siemens Nov 2017 Accrual Estimate	Yes.156027.6945081
		0100	111	002130	002130	108901	0000	0301	0172	551,183.00		CR7 L-0 Blades Siemens Nov 2017 Accrual Estimate	Yes.156027.6945080
		0100	111	002401	002401	512100	0000	0301	0201	26,000.00		GE Dedicated Engineer Month of June	Yes.MCBL.6693069
		0100	111	002401	002401	107001	0000	0375	0241	22,800.00		GE Dedicated Engineer Month of September	Yes.156753.7313370
		0100	111	002401	002401	107001	0000	0375	0231	37,900.00		BTA MC3 RH Outlet Partial - Milestone 1 Month of September	Yes.156742.7965009
		0100	111	002401	002401	512100	0000	0303	0241	75,000.00		B&W U4 Coal Mill Roll Wheel Brackets (shipped to Pulverizer Services) M	Yes.MCPFC.7956154
		0100	111	002401	002401	502011	0000	0699	0201		30,600.00	Sul4R-Plus MC Pellet Plant Subsidy Invoice Month of September	Yes.MCGYPHAND.PELLET
		0100	111	002401	002401	502011	0000	0699	0201	169,976.20		Cemex Gypsum Subsidy over 40k tons Month of Jan 2019 - Feb 2020	Yes.MCGYPHAND.ECRREUSE
		0100	111	002401	002401	502011	0000	0699	0201		16,200.00	Kosmos Cement Gypsum Supply Agreement Month of September	Yes.MCGYPHAND.ECRREUSE
		0100	111	002401	002401	501253	0000	0699	0201		96,000.00	Kosmos Cement Fly Ash Supply Agreement Month of September	Yes.MCASHECR.KOSMOS
		0100	111	002401	002401	501253	0000	0699	0201		226,577.00	Boral Fly Ash Market Subsidy Month of September	Yes.MCASHECR.PROCEEDS
		0100	111	002401	002401	501203	0000	0304	0201		7,030.00	Holcim Bottom Ash Subsidy Month of September	Yes.MCASHECR.BOTTOMASHECR
		0100	111	002401	002401	502001	0000	0303	0201	4,500.00		Charah Inc. Beneficial Use Truck loading Month of September	Yes.MCBYPROD.TRUCKLOAD
		0100	111	002401	002401	502001	0000	0304	0201	1,500.00		Charah Inc. Beneficial Use Truck loading Month of September	Yes.MCBYPROD.TRUCKLOAD
		0100	111	002401	002401	502001	0000	0304	0201	20,825.00		Charah Inc. Charah Gypsum barge loading Month of September	Yes.MCGYPHAND.BARGELOAD
		0100	111	002401	002401	502001	0000	0304	0201	37,282.50		Charah Inc. Charah Base contract payment for Gypsum Hauling to Landfill	Yes.MCGYPHAND.BASE
		0100	111	002401	002401	501200	0000	0303	0201	5,000.00		Charah Inc. Daily Fly Ash activities Month of September	Yes.MCLAND.ACCRUAL
		0100	111	002401	002401	501200	0000	0304	0201	1,000.00		Charah Inc. Daily Fly Ash activities Month of September	Yes.MCLAND.ACCRUAL
		0100	111	002401	002401	502012	0000	0303	0201	38,000.00		Charah Inc. Daily Fly Ash activities Month of September	Yes.MCLAND.ACCRUAL502
		0100	111	002401	002401	502012	0000	0304	0201	13,000.00		Charah Inc. Daily Fly Ash activities Month of September	Yes.MCLAND.ACCRUAL502
		0100	111	002401	002401	501090	0000	0414	0201	10,000.00		Southern Petroleum CH Diesel Fuel Delivery 9/11 Month of September	Yes.MCFUELUNL.DIESEL
		0100	111	002401	002401	511100	0000	0301	0201	15,570.00		Bain Lawn & Landscape LLC Landscaping around LG&E road entrance si	Yes.MCGROUNDS.7815789
		0100	111	002401	002401	107001	0000	0375	0211	83,157.00		Spray-Tec roof work on MC1 turbine Month of August	Yes.151251.7882627
		0100	111	002401	002401	107001	0000	0375	0211	190,000.00		Spray-Tec roof work on MC1 turbine Month of September	Yes.151251.7882627
		0100	111	002401	002401	107001	0000	0375	0201	100,000.00		Spray-Tec roof work MC1/2 fan room Month of September	Yes.151251.7882627
		0100	112	002401	002401	512100	0000	0303	0241	90,000.00		B&W MC4 Waterwall Overlay Corner Tubes Month of September	Yes.MC4F20BL.7871083
		0100	111	002401	002401	512100	0000	303	0201		19,430.29	Hoist & Crane Service Group MC Shaker House Hoist 2020 COD Month of	Yes.163697.7940796

Attachment to Response to AG-KHUC-2 Question No. 22(b)
 Case No. 2020-00350
 Hoist & Crane Service Group MC Shaker House Hoist 2020 COD Month of

Database ORAOBSPROD.OEBSPROD
 Data Access Set LGE ENERGY LLC
 Ledger LGE ENERGY LLC
 Chart Of Accounts Accounting Flexfield
 Currency USD

Category * List - Text Accrual
 Source * List - Text Spreadsheet
 Accounting Date * List - Date 9/30/2020
 Group ID Number 29090
 Batch Name Text PG-SRF
 Journal Name Text J701-0100-0920
 Journal Description Text Power Generation Accrual
 Reverse Journal List - Text Yes
 Reversal Period/Date List - Text OCT-2020

Upl	Company	Product	Org	Exp Org	Account	IC	Exp Type	Loc	Debit	Credit	Stat Amount	Line Description	Line DFF (Project.Task)
					* List - Text				* Number	* Number	Number	Text	List - Text
	0100	111	002401	002401	512100	0000	301	0211	16,158.00			Ready Electric F1/F2 Heat Detectors September	Yes.MCFIREPRO.7912692
	0100	111	002401	002401	512100	0000	301	0211	15,280.90			Provecta Boiler Tuning September	Yes.MCBC.7746148
	0100	111	002401	002401	107001	0000	0375	0241	49,004.79			Honeywell MC4 DCS Upgrade September	Yes.143606.7660907
	0100	111	002401	002401	512100	0000	0455	0221		371,229.60		S & J Lighting Lighting-MC COD September	Yes.MCLIGHT.7867034
	0100	111	002401	002401	107001	0000	0455	0241	341,031.00			S & J Lighting MC4 LED Lighting COD September	Yes.154397.7966455
	0100	111	002401	002401	107001	0000	0455	0221	30,198.60			S & J Lighting MC2 LED Lighting COD September	Yes.154392.7966456
	0100	111	002401	002401	107001	0000	0455	0201	50,000.00			Ready Electric MC Turbine Deck Lighting September	Yes.154388.7844060
	0100	111	002401	002401	107001	0000	0455	0211	112,934.55			Ready Electric MC1 LED Lighting September	Yes.154390.7867032
	0100	111	002401	002401	512100	0000	0301	0201	45,000.00			Associated Rail S/R Track Repairs September	Yes.MCCHG.7945590
	0100	111	002401	002401	107001	0000	0455	0201		66,393.180		S & J Lighting MC Turbine Room LED Lighting COD September	Yes.154388.7867030
	0100	111	002401	002401	107001	0000	0455	0241	66,393.18			S & J Lighting MC4 LED Lighting COD September	Yes.154397.7966455
	0100	111	002401	002401	511100	0000	0304	0201	6,631.09			FPG Labor in TRAC Month of September	Yes.MCJANIT.7746075
	0100	111	002401	002401	512152	0000	0304	0211	11,135.83			FPG Labor in TRAC Month of September	Yes.MCSORBINJ.7733932
	0100	111	002401	002401	511100	0000	0304	0201	9,022.20			INCORP Labor in TRAC Month of September	Yes.MCGROUNDS.7788398
	0100	111	002401	002401	511100	0000	0304	0211	14,531.90			INCORP Labor in TRAC Month of September	Yes.MCSTB.7637807
	0100	111	002401	002401	512055	0000	0304	0252	6,277.80			INCORP Labor in TRAC Month of September	Yes.MCWFVD.7938975
	0100	111	002401	002401	511100	0000	0304	0201	6,980.40			PIC Labor in TRAC Month of September	Yes.MCADMIN.7746074
	0100	111	002401	002401	512100	0000	0304	0201	6,330.36			PIC Labor in TRAC Month of September	Yes.MCBL.7739998
	0100	111	002401	002401	502004	0000	0304	0201	12,299.84			PIC Labor in TRAC Month of September	Yes.MCBYPROD.7828400
	0100	111	002401	002401	512100	0000	0304	0201	9,069.11			PIC Labor in TRAC Month of September	Yes.MCCHG.7847675
	0100	111	002401	002401	501090	0000	0304	0201	48,610.40			PIC Labor in TRAC Month of September	Yes.MCFUELUNL.7702746
	0100	111	002401	002401	512005	0000	0304	0201	6,956.88			PIC Labor in TRAC Month of September	Yes.MCLIMEGR.7610256
	0100	111	002401	002401	502004	0000	0304	0201	13,611.92			PIC Labor in TRAC Month of September	Yes.MCLIMEOPS.7702734
	0100	111	002401	002401	512100	0000	0304	0211	8,762.35			PIC Labor in TRAC Month of September	Yes.MCPFC.7737069
	0100	111	002401	002401	502100	0000	0304	0201	20,171.30			PIC Labor in TRAC Month of September	Yes.MCPWSOPS.7746092
	0100	111	002401	002401	511100	0000	0304	0201	5,612.13			PIC Labor in TRAC Month of September	Yes.MCSTB.7769229
	0100	111	002130	002130	186074	0000	0375	0172	58,919.48			CR7 LTPC Variable Fee CT1 Service (LGE) Siemens - Q3	Yes.CR7LTPC.LTPC186
	0100	111	002130	002130	186074	0000	0475	0172	144,251.14			CR7 LTPC Variable Fee CT1 Matl (LGE) Siemens - Q3	Yes.CR7LTPC.LTPC186
	0100	111	002130	002130	186074	0000	0375	0172	58,447.91			CR7 LTPC Variable Fee CT2 Service (LGE) Siemens - Q3	Yes.CR7LTPC.LTPC186
	0100	111	002130	002130	186074	0000	0475	0172	143,096.61			CR7 LTPC Variable Fee CT2 Matl (LGE) Siemens - Q3	Yes.CR7LTPC.LTPC186
	0100	141	006250	006250	232031	0000	0699	0000		6,384,739.61			Yes.102893.232031
	0100	141	006250	006250	232032	0000	0699	0000		569,465.50			Yes.102893.232032
	0100	141	006250	006250	232033	0000	0699	0000		-			Yes.102893.232033
	0100	141	006250	006250	143053	0000	0699	0000					Yes.102893.143053
	0100	141	006250	006250	143012	0000	0699	0000	509,761.56			Power Generation Monthly Accrual - Beneficial ReUse	Yes.102893.143012
	0100	111	006250	006250	232001	0000	0699	0000		2,782,734.64		Power Generation Monthly Accrual	Yes.102893.PPD
	0100	141	006250	006250	163016	0000	0455	0000				Power Generation Inventory Adjustment	
Totals:									10,703,754.38	10,703,754.38			

Description: Power Generation Monthly Accrual

Case No. 2020-00350

Attachment to Response to AG-KIUC-2 Question No. 22(b)

Prepared by: S Farrell

Approved by: Stacy Ritchey

Posted by: S Farrell

Page 67 of 86

Database ORAOEBSPROD.OEBSPROD
 Data Access Set LGE ENERGY LLC
 Ledger LGE ENERGY LLC
 Chart Of Accounts Accounting Flexfield
 Currency USD

Category	* List - Text Accrual
Source	* List - Text Spreadsheet
Accounting Date	* List - Date 10/31/2020
Group ID	Number 29090
Batch Name	Text PG-SRF
Journal Name	Text J701-0100-1020
Journal Description	Text Power Generation Accrual
Reverse Journal	List - Text Yes
Reversal Period/Date	List - Text NOV-2020

Upl	Company	Product	Org	Exp Org	Account	IC	Exp Type	Loc	Debit	Credit	Stat Amount	Line Description	Line DFF (Project/Task)	Messages
					* List - Text				* Number	* Number	Number	Text	List - Text	
	0100	111	002650	002650	507100	0000	0301	0311	675.00			OCT Unbilled Tank Rental	Yes.TC-GA-RENTAL	
	0100	111	002650	002650	550100	0000	0301	0472	625.00			OCT Unbilled Tank Rental	Yes.TCALLCT.RENTAL	
	0100	111	002650	002650	512100	0000	0304	0301	140,688.10			TRAC UNAPPROVED/ATLANTIC	Yes.TC000PLT.ACCRUAL	
	0100	111	002650	002650	502100	0000	0304	0301	11,544.20			TRAC UNAPPROVED/ATLANTIC/Process Water Syst	Yes.TC-PWOPS.7640833	
	0100	111	002650	002650	512100	0000	0304	0301	4,775.20			TRAC UNAPPROVED/INCORP	Yes.TC000PLT.ACCRUAL	
	0100	111	002650	002650	512100	0000	0301	0311	25,989.60			INV# 328064	Yes.TC1F19OUT.7543795	
	0100	111	002650	002650	512011	0000	0301	0321	111,744.00			Precip hopper repairs at Trimble (Inv# SIV101458)	Yes.TC2S20OUT.7661854	
	0100	111	002650	002650	512011	0000	0303	0321	68,694.00			Precip hopper repairs at Trimble (Inv# SIV101458)	Yes.TC2S20OUT.7661854	
	0100	112	002650	002650	512100	0000	0301	0321	64,725.00			TC2 motor inspections and cleaning at Trimble (Inv# 37976)	Yes.TC2S20OUT.7754657	
	0100	112	002650	002650	512005	0000	0301	0321	86,814.00			PO-1054641/A&D	Yes.TC2S20OUT.7760160	
	0100	112	002650	002650	513100	0000	0301	0301	52,404.75			PO-1066961/CE POWER	Yes.TC2S20OUT.7941593	
	0100	112	002650	002650	512017	0000	0301	0321	52,110.00			PO-1050365/ EXPRO	Yes.TC2S20OUT.7733976	
	0100	112	002650	002650	512100	0000	0301	0321	45,000.00			PO-1054146/HEIMBROCK	Yes.TC2S20OUT.7774283	
	0100	112	002650	002650	512100	0000	0301	0321	38,007.50			PO-1066464/KM SPECIALTY	Yes.TC2S20OUT.7780549	
	0100	112	002650	002650	512100	0000	0301	0321	32,770.08			Boiler punchlist items at Trimble (Inv# 20KY0302101702)	Yes.TC2S20OUT.7744988	
	0100	111	002650	002650	513100	0000	0301	0321	32,000.00			PO-1053533/ TEI	Yes.TC2S20OUT.7702775	
	0100	112	002650	002650	512005	0000	0301	0321	26,328.00			PO-1051533/ RPS	Yes.TC2S20OUT.7711305	
	0100	112	002650	002650	512100	0000	0301	0321	25,444.44			PO-1050813/PRECISION	Yes.TC2S20OUT.7733045	
	0100	112	002650	002650	513100	0000	0301	0321	25,250.00			PO-1049352/ MILLER PIPELINE	Yes.TC2S20OUT.7724198	
	0100	112	002650	002650	512005	0000	0301	0321	22,746.00			PO-1051419/ RPS	Yes.TC2S20OUT.7181871	
	0100	112	002650	002650	512100	0000	0301	0321	21,662.09			Boiler punchlist items at Trimble (Inv# 20KY036101701)	Yes.TC2S20OUT.7744988	
	0100	112	002650	002650	512100	0000	0301	0321	21,406.16			PO-1070686/ MCS	Yes.TC2S20OUT.7738431	
	0100	112	002650	002650	512100	0000	0301	0321	18,621.00			PO-1069738/PRECISION	Yes.TC2S20OUT.7733022	
	0100	111	002650	002650	512011	0000	0301	0321	17,758.10			PO-1050823/ TES	Yes.TC2S20OUT.7661856	
	0100	112	002650	002650	512100	0000	0301	0321	16,071.00			PO-1069738/ PRECISION	Yes.TC2S20OUT.7733022	
	0100	112	002650	002650	513100	0000	0301	0321	14,550.00			PO-1049352/ MILLER	Yes.TC2S20OUT.7724198	
	0100	112	002650	002650	512017	0000	0303	0321	13,404.00			PO-1068174/ MPW	Yes.TC2S20OUT.7733976	
	0100	112	002650	002650	512017	0000	0301	0321	12,958.63			PO-1068174/ MPW	Yes.TC2S20OUT.7733976	
	0100	112	002650	002650	512100	0000	0301	0321	12,394.00			PO-1069738/ PRECISION	Yes.TC2S20OUT.7733022	
	0100	112	002650	002650	512005	0000	0301	0321	10,884.15			PO-1051533/RPS	Yes.TC2S20OUT.7711305	
	0100	112	002650	002650	512100	0000	0301	0321	10,173.00			PO-1050809/SCHENCK	Yes.TC2S20OUT.7728343	
	0100	112	002650	002650	512100	0000	0455	0321	9,217.68			PO-1066464/ KM SPECIALTY	Yes.TC2S20OUT.7780549	
	0100	111	002650	002650	512100	0000	0301	0321	8,476.78			PO-1070199/ QUEST	Yes.TC2S20OUT.7567112	
	0100	112	002650	002650	512100	0000	0301	0321	6,380.00			PO-1069738/ PRECISION	Yes.TC2S20OUT.7733022	
	0100	112	002650	002650	512100	0000	0303	0321	5,812.50			Boiler punchlist items at Trimble (Inv# 20KY036101701)	Yes.TC2S20OUT.7744988	
	0100	112	002650	002650	512100	0000	0301	0321	5,367.00			PO-1069738/ PRECISION	Yes.TC2S20OUT.7733022	
	0100	112	002650	002650	512100	0000	0303	0321	5,187.50			Boiler punchlist items at Trimble (Inv# 20KY0302101702)	Yes.TC2S20OUT.7744988	
	0100	112	002650	002650	513100	0000	0301	0321	4,600.00			PO-1049352/MILLER	Yes.TC2S20OUT.7724198	
	0100	112	002650	002650	512100	0000	0301	0321	2,737.50			NDE work at Trimble (Inv# 0000768461)	Yes.TC2S20OUT.7782706	
	0100	112	002650	002650	512017	0000	0301	0321	2,040.00			PO-1068174/ MPW	Yes.TC2S20OUT.7733976	
	0100	112	002650	002650	512100	0000	0301	0321	1,820.00			NDE work at Trimble (Inv# 0000768216)	Yes.TC2S20OUT.7782706	
	0100	112	002650	002650	512100	0000	0303	0321	1,587.50			NDE work at Trimble (Inv# 0000768461)	Yes.TC2S20OUT.7782706	
	0100	112	002650	002650	512100	0000	0301	0321	1,506.00			PO-1050811/ PRECISION	Yes.TC2S20OUT.7626775	
	0100	112	002650	002650	512011	0000	0301	0321	1,475.00			Industrial cleaning at Trimble (Inv# 59432)	Yes.TC2S20OUT.7955117	
	0100	112	002650	002650	512100	0000	0301	0321	200,000.00			INV# 3514	Yes.TC2S20OUT.7744988	
	0100	111	002650	002650	513100	0000	0301	0321	100,990.00			INV# 200682- on hold	Yes.TC2S20OUT.7702775	
	0100	112	002650	002650	512100	0000	0301	0321	70,200.00			10% Outage acceptance schedule- MD&A	Yes.TC2S20OUT.7728253	

Case No. 2020-00350

Attachment to Response to AG-KIUC-2 Question No. 22(b)

Page 68 of 86

Garrett

Database ORAOEBSPROD.OEBSPROD
 Data Access Set LGE ENERGY LLC
 Ledger LGE ENERGY LLC
 Chart Of Accounts Accounting Flexfield
 Currency USD

Category	* List - Text Accrual
Source	* List - Text Spreadsheet
Accounting Date	* List - Date 10/31/2020
Group ID	Number 29090
Batch Name	Text PG-SRF
Journal Name	Text J701-0100-1020
Journal Description	Text Power Generation Accrual
Reverse Journal	List - Text Yes
Reversal Period/Date	List - Text NOV-2020

Upl	Company	Product	Org	Exp Org	Account	IC	Exp Type	Loc	Debit	Credit	Stat Amount	Line Description	Line DFF (Project/Task)	Messages
					* List - Text				* Number	* Number	Number	Text	List - Text	
	0100	112	002650	002650	512100	0000	0301	0321	280,798.80			INV# 743349- 40% Mechanical Completion	Yes.TC2S20OUT.7728257	
	0100	112	002650	002650	513100	0000	0301	0321	102,864.00			EWA#9- Turbine Bore work/MD&A unbilled	Yes.TC2S20OUT.7728250	
	0100	112	002650	002650	513100	0000	0301	0321	83,082.00			EWA#7- Turbine Valve work/MD&A unbilled	Yes.TC2S20OUT.7728250	
	0100	112	002650	002650	513100	0000	0301	0321	80,088.00			EWA#4- Turbine Valve work/MD&A unbilled	Yes.TC2S20OUT.7728250	
	0100	112	002650	002650	513100	0000	0301	0321	90,567.00			EWA#1-3,5,6 & 8 Turbine outage/ MD&A unbilled	Yes.TC2S20OUT.7728250	
	0100	112	002650	002650	513100	0000	0301	0321	114,111.00			Per K.Sims backup remaining unbilled parts for Outage/MD&A	Yes.TC2S20OUT.7728250	
	0100	111	002650	002650	512100	0000	0301	0321	7,412.52			INV# 1129IN026203	Yes.TC2S20OUT.7567112	
	0100	112	002650	002650	512100	0000	0301	0321	126,725.74			Change Order#1 extra punchlist/unbilled per C.Miller email/ MCS	Yes.TC2S20OUT.7744988	
	0100	112	002650	002650	512011	0000	0301	0321	15,697.53			TRAC UNAPPROVED/ATLANTIC/ TC2 Outage	Yes.TC2S20OUT.7949686	
	0100	112	002650	002650	512100	0000	0301	0321	11,776.60			TRAC UNAPPROVED/INCORP/ TC2 Outage	Yes.TC2S20OUT.7710135	
	0100	111	002650	002650	107001	0000	0301	0321	126,200.00			INV# 620830	Yes.161915LGE.INV161915	
	0100	111	002650	002650	107001	0000	0301	0321	28,650.00			Per O. Edelen email -unvoiced completion	Yes.159910LGE.INV159910	
	0100	111	002650	002650	107001	0000	0301	0321	19,259.55			INV 0599063-IN	Yes.156996LGE.INV156996	
	0100	111	002650	002650	107001	0000	0301	0321	20,438.23			INV# POI046737	Yes.152665LGE.INV152665	
	0100	111	002650	002655	107001	0000	0301	0321	315,300.66			Per G.Phelps email/progress per C&B contract# 1060760	Yes.161494LGE.INV161494	
	0100	111	002650	002650	107001	0000	0301	0321	67,705.91			Per M.Kirk email/ Progress per contract	Yes.156848LGE.INV156848	
	0100	111	002650	002650	107001	0000	0301	0321	152,519.00			Per M.Kirk email/ Progress per contract/PO 1057461	Yes.155651LGE.INV155651	
	0100	111	002655	002655	107001	0000	0301	0476	1,286,004.63			INV# PP1B41712	Yes.132003.INSTALL	
	0100	111	002655	002655	107001	0000	0301	0476	401,876.45			INV# PP1B41713	Yes.132003.INSTALL	
	0100	111	002650	002650	107001	0000	0301	0321	452,608.47			Per C. Miller email/ Progress on D&Z milestones met on contract# 656787	Yes.160911LGE.INV160911	
	0100	111	002650	002650	107001	0000	0301	0321	144,300.00			Per C. Miller email/ Progress on D&Z milestones met on contract# 656787	Yes.160911LGE.INV160911	
	0100	111	002650	002650	107001	0000	0301	0321	156,917.66			Per C. Miller email/ Progress on D&Z milestones met on contract# 656787	Yes.161146LGE.INV161146	
	0100	111	002650	002650	107001	0000	0301	0321	40,906.78			Per C. Miller email/ Progress on D&Z milestones met on contract# 656787	Yes.153047LGE.INVESTMENT	
	0100	111	002650	002650	107001	0000	0301	0321	201,707.77			Per C. Miller email/ Progress on D&Z milestones met on contract# 656787	Yes.159920LGE.INV159920	
	0100	111	002650	002650	107001	0000	0301	0321	84,341.87			INV# 1627111	Yes.153080LGE.INV153080	
	0100	111	002650	002650	107001	0000	0301	0321	10,000.00			INV# 1627125	Yes.153080LGE.INV153080	
	0100	111	002650	002650	107001	0000	0301	0321	290,940.95			INV# 8709	Yes.153080LGE.INV153080	
	0100	111	002650	002650	107001	0000	0301	0321	159,367.39			INV# 3514	Yes.160911LGE.INV160911	
	0100	111	002650	002655	107001	0000	0301	0321	32,530.00			PO 1068312 - Labor completed	Yes.163814LGE.INV163814	
	0100	111	002650	002650	107001	0000	0301	0321	13,550.00			INV# M053903IN - on hold	Yes.161276LGE.7727546	
	0100	111	002650	002650	107001	0000	0301	0321	43,469.18			INV# POI046683 - on hold	Yes.152665LGE.7754689	
	0100	111	002650	002650	107001	0000	0301	0321	100,000.00			Per L. Waller email/ PO 1066430 on unbilled work complete/KEPS inc.	Yes.162677LGE.INV162677	
	0100	111	002650	002650	107001	0000	0301	0311	38,056.40			INV# 19705	Yes.159936.INV159936	
	0100	111	002650	002650	107001	0000	0301	0321	22,229.05			INV# 107412	Yes.161146LGE.INV161146	
	0100	111	002650	002650	107001	0000	0301	0321	24,820.60			INV# 107405	Yes.159920LGE.INV159920	
	0100	111	002650	002650	107001	0000	0301	0321	39,984.00			INV# 351547	Yes.161146LGE.INV161146	
	0100	111	002650	002650	107001	0000	0301	0321	39,984.00			INV# 351548	Yes.161146LGE.INV161146	
	0100	111	002650	002650	107001	0000	0301	0321	39,984.00			INV# 351549	Yes.161146LGE.INV161146	
	0100	111	002655	002655	107001	0000	0301	0476	3,684.48			TRAC UNAPPROVED/ATLANTIC	Yes.132003.7981132	
	0100	111	002655	002650	107001	0000	0301	0470	2,865.64			TRAC UNAPPROVED/ATLANTIC	Yes.153083LGE.7981936	
	0100	111	002650	002650	107001	0000	0301	0321	3,710.24			TRAC UNAPPROVED/ATLANTIC	Yes.159910LGE.7599828	
	0100	111	002650	002650	107001	0000	0301	0321	1,067.30			TRAC UNAPPROVED/ATLANTIC	Yes.160911LGE.7740043	
	0100	111	002650	002650	107001	0000	0301	0311	2,363.59			TRAC UNAPPROVED/ATLANTIC	Yes.161909.7924192	
	0100	111	002650	002650	107001	0000	0301	0301	2,005.56			TRAC UNAPPROVED/ATLANTIC	Yes.161915LGE.7981141	
	0100	111	002655	002650	107001	0000	0301	0476	1,755.75			TRAC UNAPPROVED/INCORP	Yes.132003.7942450	
	0100	111	002655	002650	107001	0000	0301	0470	1,157.50			TRAC UNAPPROVED/INCORP	Yes.153083LGE.7942452	
	0100	111	002650	002650	107001	0000	0301	0321	2,041.85			TRAC UNAPPROVED/INCORP	Yes.161489LGE.7942537	
	0100	111	002650	002650	107001	0000	0301	0321	1,279.70			TRAC UNAPPROVED/INCORP	Yes.161489LGE.7942537	

Case No. 2020-00350
Attachment to Response to AG-KIUC-2 Question No. 22(b)
Page 69 of 86
Garrett

Database ORAOEBSPROD.OEBSPROD
 Data Access Set LGE ENERGY LLC
 Ledger LGE ENERGY LLC
 Chart Of Accounts Accounting Flexfield
 Currency USD

Category	* List - Text Accrual
Source	* List - Text Spreadsheet
Accounting Date	* List - Date 10/31/2020
Group ID	Number 29090
Batch Name	Text PG-SRF
Journal Name	Text J701-0100-1020
Journal Description	Text Power Generation Accrual
Reverse Journal	List - Text Yes
Reversal Period/Date	List - Text NOV-2020

Upl	Company	Product	Org	Exp Org	Account	IC	Exp Type	Loc	Debit	Credit	Stat Amount	Line Description	Line DFF (Project,Task)	Messages
									* Number	* Number	Number	Text	List - Text	
	0100	111	002650	002650	107001	0000	0301	0321	11,824.50			INV# 7323	Yes.160776LGE.INV160776	
	0100	111	002650	002650	501253	0000	0699	0301		48,617.28		OCT Fly ash Sales (5,401.92 tons x \$9/ton) - HOLCIM	Yes.TCFSALES.FASALES	
	0100	111	002650	002650	502013	0000	0304	0301	31,425.34			TRAC UNAPPROVED/ATLANTIC CCRT- ATLANTIC	Yes.TC-CCROPS.7778715	
	0100	111	002120	002120	535100	0000	0301	0450	1,600.00			OF JY Legner Oct 2020 Accrual Estimate	Yes.OFADMIN.SLABOR	
	0100	111	002120	002120	542100	0000	0301	0450	7,000.00			OF Luckett & Farley october 2020 Accrual Estimate	Yes.OFSTB.7970056	
	0100	111	002120	002120	542100	0000	0301	0450	1,371.00			OF Hoist & Crane October 2020 Accrual Estimate	Yes.OFSTBSCH.7976607	
	0100	111	002120	002120	539100	0000	0301	0450	7,067.10			OF Nalco October 2020 Inv# 86935746	Yes.OFSITE.MISC	
	0100	111	002120	002120	539100	0000	0304	0450	1,163.20			OF FPG Oct 2020 Accrual Estimate	Yes.OFOPSSITE.6852385	
	0100	111	002140	002140	549100	0000	0304	0432	564.90			Paddys Run FPG Oct 2020 Accrual Estimate	Yes.PROPSSITE.7835391	
	0100	111	002130	002130	554100	0000	0455	0172	3,973.00			CR7 Agape October 2020 Accrual Estimate	Yes.CRWT.PLANTMISC554	
	0100	111	002130	002130	549100	0000	0301	0172	5,000.00			CR7 Bains October 2020 Accrual Estimate	Yes.CROPSITE.GROUNDS549	
	0100	111	002130	002130	549100	0000	0419	0172	64,550.00			CR7 Brenntag October 2020 Accrual Estimate	Yes.CRCHM.BRENTAG549	
	0100	111	002130	002130	552100	0000	0301	0172	5,000.00			CR7 CSS Mechanical October 2020 Accrual Estimate	Yes.CRSB.PLANTMISC552	
	0100	111	002130	002130	549100	0000	0301	0172	7,722.00			CR7 FPG Covid October 2020 Accrual Estimate	Yes.CRADM.COVID19	
	0100	111	002130	002130	549100	0000	0304	0172	878.00			CR7 FPG October 2020 Accrual Estimate	Yes.CROPSITE.JANITOR549	
	0100	111	002130	002130	554100	0000	0301	0172	1,500.00			CR7 Hibbs Electrical Sep 2020 Accrual Estimate	Yes.CRCAS.PLANTMISC554	
	0100	111	002130	002130	552100	0000	0301	0172	1,500.00			CR7 Hoist & Crane October 2020 Accrual Estimate	Yes.CRSB.PLANTMISC552	
	0100	111	002130	002130	554100	0000	0301	0172	3,000.00			CR7 Industrial Safety October 2020 Accrual Estimate	Yes.CRCWT.PLANTMISC554	
	0100	112	002130	002130	553010	0000	0304	0172	4,384.21			CR7 PIC October 2020 Accrual Estimate	Yes.CRO7F21.MISC	
	0100	111	002130	002130	554100	0000	0304	0172	838.64			CR7 PIC October 2020 Accrual Estimate	Yes.CRCOW.PLANTMISC554	
	0100	111	002130	002130	554100	0000	0304	0172	807.80			CR7 PIC October 2020 Accrual Estimate	Yes.CRCWT.PLANTMISC554	
	0100	111	002130	002130	549100	0000	0304	0172	1,133.40			CR7 PIC October 2020 Accrual Estimate	Yes.CRGEQ.PLANTMISC549	
	0100	111	002130	002130	554100	0000	0304	0172	2,770.17			CR7 PIC October 2020 Accrual Estimate	Yes.CRRW.PLANTMISC554	
	0100	111	002130	002130	552100	0000	0304	0172	6,368.64			CR7 PIC October 2020 Accrual Estimate	Yes.CRSB.PLANTMISC552	
	0100	111	002130	002130	554100	0000	0304	0172	419.32			CR7 PIC October 2020 Accrual Estimate	Yes.CRWT.PLANTMISC554	
	0100	111	002130	002130	554100	0000	0304	0172	453.36			CR7 PIC October 2020 Accrual Estimate	Yes.CRWV.PLANTMISC554	
	0100	111	002130	002130	552100	0000	0301	0172	3,000.00			CR7 Ready Electric October 2020 Accrual Estimate	Yes.CRSB.PLANTMISC552	
	0100	111	002130	002130	549100	0000	0301	0172	250.00			CR7 SafetyKleen October 2020 Accrual Estimate	Yes.CRMCT.PLANTMISC549	
	0100	111	002130	002130	554100	0000	0301	0172	2,730.00			CR7 Sentry October 2020 Accrual Estimate	Yes.CRWV.AQUATIPRO554	
	0100	111	002130	002130	553010	0000	0301	0172	27,000.00			CR7 Siemens Sep 2020 Accrual Estimate	Yes.CRST.7963791	
	0100	111	002130	002130	549100	0000	0301	0172	4,711.00			CR7 Stantec Labs testing October 2020 Accrual Estimate	Yes.CRLABS.PLANTMISC549	
	0100	111	002130	002130	554100	0000	0301	0172	6,573.00			CR7 Stantec Landfill October 2020 Accrual Estimate	Yes.CRLDF.PLANTMISC554	
	0100	111	002130	002130	552100	0000	0301	0172	5,587.17			CR7 Strategic Communications	Yes.CRSB.7936342	
	0100	111	002130	002130	107001	0000	0304	0172	419.32			CR7 PIC October 2020 Accrual Estimate	Yes.161106.7881443	
	0100	111	002130	002130	107001	0000	0304	0172	161.00			CR7 Service Shop PIC October 2020 Accrual Estimate	Yes.161106.7881443	
	0100	111	002130	002130	108901	0000	0304	0172	406.92			CR7 Service Shop PIC October 2020 Accrual Estimate	Yes.163846.7983767	
	0100	111	002130	002130	107001	0000	0301	0172	13,865.00			CR7 Emerson Oct 2020 Accrual Estimate	Yes.162345.7891944	
	0100	111	002130	002130	107001	0000	0301	0172	3,898.36			CR7 Ready Electric Oct 2020 Accrual Estimate	Yes.162345.7891944	
	0100	111	002130	002130	107001	0000	0301	0172	12,200.00			CR7 Ready Electric Oct 2020 Accrual Estimate	Yes.163746.7961409	
	0100	111	002120	002120	107001	0000	0301	0450	7,100.00			OF AGE October 2020 Accrual Estimate	Yes.161948.7972415	
	0100	111	002120	002120	107001	0000	0301	0450	650.00			OF Structural October 2020 Accrual Estimate	Yes.148083.7870350	
	0100	111	002120	002120	107001	0000	0301	0450	3,500.00			OF Structural Sep 2020 Accrual Estimate	Yes.148083.7870350	
	0100	111	002130	002130	107001	0000	0455	0172	1,458.00			CR7 Xylem October 2020 Inv# 3556B42762	Yes.163508.7912521	
	0100	111	002130	002130	107001	0000	0455	0172	16,178.00			CR7 Xylem October 2020 Inv# 3556B44599	Yes.163508.7912521	
	0100	111	002130	002130	107001	0000	0301	0172	1,289,786.84			CR7 L-0 Blades Siemens Nov 2017 Accrual Estimate	Yes.156027.6945081	
	0100	111	002130	002130	107001	0000	0303	0172	1,480,029.84			CR7 L-0 Blades Siemens Nov 2017 Accrual Estimate	Yes.156027.6945081	
	0100	111	002130	002130	108901	0000	0301	0172	551,183.00			CR7 L-0 Blades Siemens Nov 2017 Accrual Estimate	Yes.156027.6945081	
	0100	111	002401	002401	107001	0000	0375	0201	83,500.00			Spray-Tec roofwork MC1/2 fanroom Month of October	Yes.162603.7867085	

Case No. 2020-00350

Attachment to Response to AG-KIUC-2 Question No. 22(b)

Page 70 of 86

Garrett

Database ORAOEBSPROD.OEBSPROD
 Data Access Set LGE ENERGY LLC
 Ledger LGE ENERGY LLC
 Chart Of Accounts Accounting Flexfield
 Currency USD

Category	* List - Text	Accrual
Source	* List - Text	Spreadsheet
Accounting Date	* List - Date	10/31/2020
Group ID	Number	29090
Batch Name	Text	PG-SRF
Journal Name	Text	J701-0100-1020
Journal Description	Text	Power Generation Accrual
Reverse Journal	List - Text	Yes
Reversal Period/Date	List - Text	NOV-2020

Upl	Company	Product	Org	Exp Org	Account	IC	Exp Type	Loc	Debit	Credit	Stat Amount	Line Description	Line DFF (Project/Task)	Messages
					* List - Text				* Number	* Number	Number	Text	List - Text	
		0100	111	002401	002401	107001	0000	0375	0201			East and Westbrook warehouse Dock cover Month of October	Yes.162604.7917600	
		0100	111	002401	002401	107001	0000	0375	0241			A&D MC4 SCR catalyst changeout Month of October	Yes.143595.7615497	
		0100	111	002401	002401	107001	0000	0375	0241			Thompson industrial cleaning MC4 SCR catalyst changeout Month of October	Yes.143595.7615497	
		0100	112	002401	002401	512100	0000	0301	0241			Thompson Industrial Services MC4 Outage PB Cleaning Month of October	Yes.MC4F20PB.7886390	
		0100	112	002401	002401	512100	0000	0301	0241			Thompson Industrial Services MC4 Outage BL Cleaning Month of October	Yes.MC4F20BL.7871072	
		0100	111	002401	002401	502011	0000	0699	0201		36,000.00	Sul4R-Plus MC Pellet Plant Subsidy Invoice Month of October	Yes.MCGYPHAND.PELLET	
		0100	111	002401	002401	502011	0000	0699	0201		18,000.00	Kosmos Cement Gypsum Supply Agreement Month of October	Yes.MCGYPHAND.ECRREUSE	
		0100	111	002401	002401	501253	0000	0699	0201		130,000.00	Kosmos Cement Fly Ash Supply Agreement Month of October	Yes.MCASHECR.KOSMOS	
		0100	111	002401	002401	501253	0000	0699	0201		237,500.00	Boral Fly Ash Market Subsidy Month of October	Yes.MCASHECR.PROCEEDS	
		0100	111	002401	002401	502001	0000	0303	0201		6,000.00	Charah Inc. Beneficial Use Truck loading Month of October	Yes.MCBYPROD.TRUCKLOAD	
		0100	111	002401	002401	502001	0000	0304	0201		2,000.00	Charah Inc. Beneficial Use Truck loading Month of October	Yes.MCBYPROD.TRUCKLOAD	
		0100	111	002401	002401	502001	0000	0304	0201		11,475.00	Charah Inc. Charah Gypsum barge loading Month of October	Yes.MCGYPHAND.BARGELOAD	
		0100	111	002401	002401	502001	0000	0304	0201		37,282.50	Charah Inc. Charah Base contract payment for Gypsum Hauling to Landfill (50% of \$74,565) Month of October	Yes.MCGYPHAND.BASE	
		0100	111	002401	002401	501200	0000	0303	0201		4,000.00	Charah Inc. Daily Fly Ash activities Month of October	Yes.MCLAND.ACCRUAL	
		0100	111	002401	002401	501200	0000	0304	0201		1,000.00	Charah Inc. Daily Fly Ash activities Month of October	Yes.MCLAND.ACCRUAL	
		0100	111	002401	002401	502012	0000	0303	0201		36,000.00	Charah Inc. Daily Fly Ash activities Month of October	Yes.MCLAND.ACCRUAL502	
		0100	111	002401	002401	502012	0000	0304	0201		12,000.00	Charah Inc. Daily Fly Ash activities Month of October	Yes.MCLAND.ACCRUAL502	
		0100	111	002401	002401	107001	0000	0375	0241		151,908.80	Honeywell MC4 DCS Upgrade Month of October	Yes.143606.7660907	
		0100	111	002401	002401	107001	0000	0375	0211		12,493.35	GE MC1 Turbine Control Hardware Refresh Month of October	Yes.163874.7976008	
		0100	111	002401	002401	107001	0000	0375	0221		12,493.35	GE MC2 Turbine Control Hardware Refresh Month of October	Yes.163875.7976010	
		0100	111	002401	002401	107001	0000	0375	0231		12,493.35	GE MC3 Turbine Control Hardware Refresh Month of October	Yes.163876.7976011	
		0100	111	002401	002401	513100	0000	0301	0231		10,000.00	READY Electric Cooling Tower Upgrades on Unit 3 Month of October	Yes.MCCW.7962789	
		0100	111	002401	002401	107001	0000	0375	0201		73,000.00	Richmond Engineering MC coal barge unloader MCC upgrade Month of October	Yes.151291.7827864	
		0100	112	002401	002401	512100	0000	0301	0241		74,000.00	Whitehead Construction Inc. MC outage PB WCI ESP wash Month of October	Yes.MC4F20PB.7896481	
		0100	112	002401	002401	512100	0000	0301	0241		3,456.00	INCORP Scaffold, Insulation, fabrication services Unit 4 Month of October	Yes.MC4F20BL.7909892	
		0100	112	002401	002401	512101	0000	0301	0241		6,673.64	INCORP Scaffold, Insulation, fabrication services Unit 4 Month of October	Yes.MC4F20PB.7939021	
		0100	112	002401	002401	512100	0000	0301	0241		5,381.60	INCORP Scaffold, Insulation, fabrication services Unit 4 Month of October	Yes.MC4F20BL.7909892	
		0100	112	002401	002401	512100	0000	0301	0241		16,167.30	INCORP Scaffold, Insulation, fabrication services Unit 4 Month of October	Yes.MC4F20PB.7912671	
		0100	112	002401	002401	512100	0000	0301	0241		31,000.00	OIC MC Boiler Inspection Month of October	Yes.MC4F20BL.7871093	
		0100	112	002401	002401	512100	0000	0301	0241		38,000.00	TEI MC4 Boiler T&M Work Month of October	Yes.MC4F20BL.7871079	
		0100	111	002401	002401	107001	0000	0375	0241		2,000.00	INCORP Scaffold, Insulation, fabrication services Unit 4 Month of October	Yes.162418.7913902	
		0100	111	002401	002401	107001	0000	0375	0241		27,000.00	TEI MC4 Thermal Drain Valves Month of October	Yes.162418.7909895	
		0100	111	002401	002401	107001	0000	0375	0231		4,000.00	TEI MC3 Thermal Drain Valves Month of October	Yes.162417.7849883	
		0100	112	002401	002401	512055	0000	0301	0241		20,000.00	Thompson Industrial Services MC4 Wet/Dry Cleaning & Absorber Cleaning Month of October	Yes.MC4F20FGD.7814557	
		0100	111	002401	002401	512100	0000	0301	0201		26,000.00	GE Dedicated Engineer Month of June	Yes.MCBL.6693069	
		0100	111	002401	002401	107001	0000	0375	0241		22,800.00	GE Dedicated Engineer Month of September	Yes.156753.7313370	
		0100	111	002401	002401	107001	0000	0375	0241		18,500.00	Expro MC4 Deslag Month of October	Yes.156753.7313370	
		0100	111	002401	002401	107001	0000	0375	0241		4,300.00	JY Legner Lynda Evan Time Month of October	Yes.156753.7313370	
		0100	111	002401	002401	107001	0000	0375	0241		128,000.00	Petrochem MC4 Boiler Scaffold Month of October	Yes.156753.7313370	
		0100	111	002401	002401	107001	0000	0375	0241		14,300.00	Incorp Lagging and insulation removal Month of October	Yes.159966.7909045	
		0100	111	002401	002401	107001	0000	0375	0241		16,800.00	OIC QA/QC for boiler work Month of October	Yes.156753.7313370	
		0100	112	002401	002401	513100	0000	0301	0241		6,345.00	Midwest Switchgear Unit 4 Main Breaker Work Month Of October	Yes.MC4F20PB.7895258	
		0100	111	002401	002401	512100	0000	0301	0211		11,040.00	Provecta Boiler Tuning Month Of October	Yes.MCBC.7746148	
		0100	111	002401	002401	512100	0000	0303	0201		19,430.29	Hoist & Crane Service Group MC Shaker House Hoist 2020 COD Month of September	Yes.MCCHG.7930821	
		0100	111	002401	002401	107001	0000	0303	0201		19,430.29	Hoist & Crane Service Group MC Shaker House Hoist 2020 COD Month of September	Yes.163697.7940796	
		0100	111	002401	002330	512100	0000	0455	0221		242,112.60	S & J Lighting Lighting-MC COD Month of September	Yes.MCLIGHT.7867034	
		0100	111	002401	002330	107001	0000	0455	0241		211,914.00	S & J Lighting MC4 LED Lighting COD Month of September	Yes.154392.7964656	
		0100	111	002401	002330	107001	0000	0455	0221		30,198.60	S & J Lighting MC2 LED Lighting COD Month of September	Yes.154392.7964656	

Case No. 2020-00350

Attachment to Response to AG-KIUC-2 Question No. 22(b)

Page 71 of 86

Garrett

Database ORAOEBSPROD.OEBSPROD
 Data Access Set LGE ENERGY LLC
 Ledger LGE ENERGY LLC
 Chart Of Accounts Accounting Flexfield
 Currency USD

Category	* List - Text	Accrual
Source	* List - Text	Spreadsheet
Accounting Date	* List - Date	10/31/2020
Group ID	Number	29090
Batch Name	Text	PG-SRF
Journal Name	Text	J701-0100-1020
Journal Description	Text	Power Generation Accrual
Reverse Journal	List - Text	Yes
Reversal Period/Date	List - Text	NOV-2020

Upl	Company	Product	Org	Exp Org	Account	IC	Exp Type	Loc	Debit	Credit	Stat Amount	Line Description	Line DFF (Project/Task)	Messages
					* List - Text				* Number	* Number	Number	Text	List - Text	
	0100	111	002401	002401	107001	0000	0455	0201		66,393.18		S & J Lighting MC Turbine Room LED Lighting COD Month of September	Yes.154388.7867030	J
	0100	111	002401	002401	107001	0000	0455	0241	66,393.18			S & J Lighting MC4 LED Lighting COD Month of September	Yes.154397.7966455	J
	0100	111	002401	002401	502100	0000	0413	0201		35,099.97		Nalco Company MCCHEM COD Month Of October	Yes.MCCHEM.CHEMICALS	J
	0100	111	002401	002401	502100	0000	0653	0201		526.50		Nalco Company MCCHEM COD Month Of October	Yes.MCCHEM.CHEMICALS	J
	0100	111	002401	002401	506100	0000	0413	0201	35,099.97			Nalco Company MCZEBRA COD Month Of October	Yes.MCZEBRA.ZEBRA	J
	0100	111	002401	002401	506100	0000	0653	0201	526.50			Nalco Company MCZEBRA COD Month Of October	Yes.MCZEBRA.ZEBRA	J
	0100	111	002401	002401	107001	0000	0375	0231	34,355.97			Duchting Recycle pump Impeller Month of October	Yes.154649.154649 10A	J
	0100	111	002401	002401	512100	0000	0455	0241	8,874.00			Erdmann Corp ERDMANN CORP \ 1062439 Month of September	Yes.MCSUMPS.7874597	J
	0100	111	002401	002401	107001	0000	0455	0211	50,954.01			S & J Lighting MC1 LED Lighting Month Of October	Yes.154390.7867032	J
	0100	111	002401	002401	107001	0000	0455	0221	33,000.00			S & J Lighting MC2 LED Lighting Month Of October	Yes.154392.7966456	J
	0100	111	002401	002401	107001	0000	0455	0231	191,000.00			S & J Lighting MC3 LED Lighting Month Of October	Yes.154394.7867037	J
	0100	111	002401	002401	107001	0000	0455	0241	174,000.00			S & J Lighting MC4 LED Lighting Month Of October	Yes.154397.7966455	J
	0100	111	002401	002401	511100	0000	0304	0201	9,022.20			INCORP Labor in TRAC Month of September	Yes.MCGROUNDS.7788398	J
	0100	111	002401	002401	511100	0000	0304	0211	14,531.90			INCORP Labor in TRAC Month of September	Yes.MCSTB.7637807	J
	0100	111	002401	002401	512055	0000	0304	0252	6,277.80			INCORP Labor in TRAC Month of September	Yes.MCVFGD.7938975	J
	0100	111	002401	002401	107001	0000	0304	0241	5,384.07			INCORP Labor in TRAC Month of October	Yes.159966.7909045	J
	0100	111	002401	002401	107001	0000	0304	0241	13,197.05			INCORP Labor in TRAC Month of October	Yes.159969.7907631	J
	0100	112	002401	002401	512100	0000	0304	0241	8,586.87			INCORP Labor in TRAC Month of October	Yes.MC4F20BL.7912684	J
	0100	112	002401	002401	512100	0000	0304	0241	30,405.15			INCORP Labor in TRAC Month of October	Yes.MC4F20PB.7912671	J
	0100	111	002401	002401	511100	0000	0304	0201	7,297.20			INCORP Labor in TRAC Month of October	Yes.MCGROUNDS.7788398	J
	0100	111	002401	002401	512017	0000	0304	0201	6,492.60			INCORP Labor in TRAC Month of October	Yes.MCSPPMAIN.7940773	J
	0100	111	002401	002401	511100	0000	0304	0231	12,561.02			INCORP Labor in TRAC Month of October	Yes.MCSTB.7658268	J
	0100	111	002401	002401	511100	0000	0304	0201	6,656.60			INCORP Labor in TRAC Month of October	Yes.MCVENTEXH.7982015	J
	0100	111	002401	002401	107001	0000	0304	0241	7,316.16			PIC Labor in TRAC Month of October	Yes.159969.7907632	J
	0100	112	002401	002401	512100	0000	0304	0241	8,077.02			PIC Labor in TRAC Month of October	Yes.MC4F20BL.7716301	J
	0100	112	002401	002401	512101	0000	0304	0241	23,209.14			PIC Labor in TRAC Month of October	Yes.MC4F20PB.7882631	J
	0100	111	002401	002401	511100	0000	0304	0201	11,763.27			PIC Labor in TRAC Month of October	Yes.MCADMIN.7746074	J
	0100	111	002401	002401	502004	0000	0304	0201	21,816.50			PIC Labor in TRAC Month of October	Yes.MCBYPROD.7828400	J
	0100	111	002401	002401	512100	0000	0304	0201	7,613.49			PIC Labor in TRAC Month of October	Yes.MCCHG.7933907	J
	0100	111	002401	002401	512100	0000	0304	0201	8,000.57			PIC Labor in TRAC Month of October	Yes.MCFUELCON.7972392	J
	0100	111	002401	002401	501090	0000	0304	0201	25,506.67			PIC Labor in TRAC Month of October	Yes.MCFUELUNL.7702746	J
	0100	111	002401	002401	512005	0000	0304	0201	8,151.56			PIC Labor in TRAC Month of October	Yes.MCLIMEGR.7879779	J
	0100	111	002401	002401	502004	0000	0304	0201	21,809.56			PIC Labor in TRAC Month of October	Yes.MCLIMEOPS.7702734	J
	0100	111	002401	002401	512100	0000	0304	0241	31,266.92			PIC Labor in TRAC Month of October	Yes.MCPFC.7884121	J
	0100	111	002401	002401	502100	0000	0304	0201	10,827.24			PIC Labor in TRAC Month of October	Yes.MCPWSOPS.7746092	J
	0100	111	002401	002401	511100	0000	0304	0201	11,773.94			PIC Labor in TRAC Month of October	Yes.MCSTB.7962439	J
	0100	111	002130	002130	186074	0000	0375	0172	19,118.12			CR7 LTPC Variable Fee CT1 Service (LGE) Siemens - Q4	Yes.CR7LTPC.LTPC186	J
	0100	111	002130	002130	186074	0000	0475	0172	46,806.43			CR7 LTPC Variable Fee CT1 Matl (LGE) Siemens - Q4	Yes.CR7LTPC.LTPC186	J
	0100	111	002130	002130	186074	0000	0375	0172	19,265.91			CR7 LTPC Variable Fee CT2 Service (LGE) Siemens - Q4	Yes.CR7LTPC.LTPC186	J
	0100	111	002130	002130	186074	0000	0475	0172	47,168.26			CR7 LTPC Variable Fee CT2 Matl (LGE) Siemens - Q4	Yes.CR7LTPC.LTPC186	J
	0100	141	006250	006250	232031	0000	0699	0000		8,813,994.02			Yes.102893.232031	J
	0100	141	006250	006250	232032	0000	0699	0000		551,589.92				J
	0100	141	006250	006250	232033	0000	0699	0000		-			Yes.102893.232033	J

Case No. 2020-00350
Attachment to Response to AG-KIUC-2 Question No. 22(b)
Page 72 of 86
Garrett

Database ORAOEBSPROD.OEBSPROD
 Data Access Set LGE ENERGY LLC
 Ledger LGE ENERGY LLC
 Chart Of Accounts Accounting Flexfield
 Currency USD

Category	* List - Text	Accrual
Source	* List - Text	Spreadsheet
Accounting Date	* List - Date	10/31/2020
Group ID	Number	29090
Batch Name	Text	PG-SRF
Journal Name	Text	J701-0100-1020
Journal Description	Text	Power Generation Accrual
Reverse Journal	List - Text	Yes
Reversal Period/Date	List - Text	NOV-2020

Upl	Company	Product	Org	Exp Org	Account	IC	Exp Type	Loc	Debit	Credit	Stat Amount	Line Description	Line DFF (Project.Task)	Messages
					* List - Text				* Number	* Number	Number	Text	List - Text	
	0100	141	006250	006250	143053	0000	0699	0000					Yes.102893.143053	
	0100	141	006250	006250	143012	0000	0699	0000	470,117.28			Power Generation Monthly Accrual - Beneficial ReUse	Yes.102893.143012	
	0100	111	006250	006250	232001	0000	0699	0000		3,199,236.99		Power Generation Monthly Accrual	Yes.102893.PPD	
	0100	141	006250	006250	163016	0000	0455	0000				Power Generation Inventory Adjustment		
Totals:									13,398,500.75	13,398,500.75				

Description: Power Generation Accrual

Prepared by: S Laster

Approved by: Stacy Ritchey

Posted by: S Farrell

Upload/Concurrent ID: 54634953
 Reverse Concurrent ID: 54669804

Posted/Concurrent ID: 54635169
 Reversal Posted/Concurrent ID: 54669825

Database ORAOEBSPROD.OEBSPROD
 Data Access Set LGE ENERGY LLC
 Ledger LGE ENERGY LLC
 Chart Of Accounts Accounting Flexfield
 Currency USD

Category	* List - Text Accrual
Source	* List - Text Spreadsheet
Accounting Date	* List - Date 11/30/2020
Group ID	Number 29090
Batch Name	Text PG-SRF
Journal Name	Text J701-0100-1120
Journal Description	Text Power Generation Accrual
Reverse Journal	List - Text Yes
Reversal Period/Date	List - Text DEC-2020

Upl	Company	Product	Org	Exp Org	Account	IC	Exp Type	Loc	Debit	Credit	Stat Amount	Line Description	Line DFF (Project.Task)
				* List - Text					* Number	* Number	Number	Text	List - Text
	0100	111	002120	002120	535100	0000	0301	0450	5,252.30			OF JY Legner Nov 2020 Accrual Estimate	Yes.OFADMIN.SLABOR
	0100	111	002120	002120	542100	0000	0301	0450	7,000.00			OF Lockett & Farley October 2020 Accrual Estimate	Yes.OFSTB.7970056
	0100	111	002120	002120	544100	0000	0301	0450	1,162.67			OF Air Systems Nov 2020 Accrual Estimate	Yes.OFCA.7763055
	0100	111	002120	002120	542100	0000	0301	0450	1,537.50			OF CSS November 2020 Accrual Estimate	Yes.OFSTB.7884035
	0100	111	002120	002120	539100	0000	0304	0450	1,046.88			OF FPG November 2020 Accrual Estimate	Yes.OFOPSSITE.7837282
	0100	111	002140	002140	549100	0000	0304	0432	508.41			Paddys Run FPG Nov 2020 Accrual Estimate	Yes.PROPSSITE.7835391
	0100	111	002140	002140	553010	0000	0301	0431	2,580.00			PR12 Varitech Nov 2020 Accrual Estimate	Yes.CTPR12.7768580
	0100	111	002140	002140	553010	0000	0303	0431	4,340.00			PR12 Varitech Nov 2020 Accrual Estimate	Yes.CTPR12.7768580
	0100	111	002140	002140	553010	0000	0301	0432	2,892.00			Paddys Peak Industrial Nov 2020 Accrual Estimate	Yes.CTPR13.MISC553
	0100	111	002140	002140	553010	0000	0301	0432	4,974.00			Paddys Peak Industrial Nov 2020 Accrual Estimate	Yes.CTPR13.MISC553
	0100	111	002140	002140	553010	0000	0301	0432	30,924.75			Paddys Peak Industrial Nov 2020 Accrual Estimate	Yes.CTPR13.MISC553
	0100	111	002140	002140	553010	0000	0301	0432	170.00			Paddys Suburban Septic Nov 2020 Accrual Estimate	Yes.CTPR13.7989973
	0100	112	002130	002130	553010	0000	0301	0172	14,919.00			CR7 Alpine Power Nov 2020 Accrual Estimate	Yes.CR07F21.7337022
	0100	112	002130	002130	553010	0000	0301	0172	14,983.00			CR7 Alpine Power Nov 2020 Accrual Estimate	Yes.CR07F21.7780527
	0100	111	002130	002130	549100	0000	0419	0172	14,312.00			CR7 Brenntag Nov 2020 Accrual Estimate	Yes.CRCHM.BRENNTAG549
	0100	111	002130	002130	552100	0000	0301	0172	5,000.00			CR7 CSS Mechanical Nov 2020 Accrual Estimate	Yes.CRSB.PLANTMISC552
	0100	111	002130	002130	549100	0000	0301	0172	7,700.00			CR7 FPG COVID Nov 2020 Accrual Estimate	Yes.CRADM.COVID19
	0100	111	002130	002130	549100	0000	0304	0172	1,580.00			CR7 FPG Nov 2020 Accrual Estimate	Yes.CROPSSITE.JANITOR549
	0100	112	002130	002130	553200	0000	0455	0172	147.00			CR7 Ferguson Nov 2020 Accrual Estimate	Yes.CR07F21.7919434
	0100	111	002130	002130	554100	0000	0301	0172	1,500.00			CR7 Hibbs Electrical Sep 2020 Accrual Estimate	Yes.CRCAS.PLANTMISC554
	0100	111	002130	002130	552100	0000	0301	0172	4,000.00			CR7 Hoist & Crane Nov 2020 Accrual Estimate	Yes.CRSB.PLANTMISC552
	0100	111	002130	002130	552100	0000	0301	0172	10,000.00			CR7 Incorp Nov 2020 Accrual Estimate	Yes.CRSB.PLANTMISC552
	0100	111	002130	002130	554100	0000	0301	0172	3,250.00			CR7 Industrial Safety October 2020 Accrual Estimate	Yes.CRCWT.PLANTMISC554
	0100	111	002130	002130	552100	0000	0455	0172	12,457.00			CR7 Kaman Fluid Nov 2020 Accrual Estimate	Yes.CRSB.PLANTMISC552
	0100	111	002130	002130	549100	0000	0301	0172	230.00			CR7 Microbac Nov 2020 Accrual Estimate	Yes.CRLABS.PLANTMISC549
	0100	111	002130	002130	553200	0000	0301	0172	3,050.00			CR7 Mohler Nov 2020 Accrual Estimate	Yes.CRHS1.PLANTMISC553
	0100	111	002130	002130	553200	0000	0301	0172	3,050.00			CR7 Mohler Nov 2020 Accrual Estimate	Yes.CRHS2.PLANTMISC553
	0100	112	002130	002130	554100	0000	0419	0172	1,632.00			CR7 Nalco Zebra Mussell Nov 2020 Accrual Estimate	Yes.CR07F21.7953679
	0100	112	002130	002130	553010	0000	0301	0172	1,270.02			CR7 PIC AUX Nov 2020 Accrual Estimate	Yes.CR07F21.7728129
	0100	112	002130	002130	553010	0000	0301	0172	760.02			CR7 PIC AUX Nov 2020 Accrual Estimate	Yes.CR07F21.7728137
	0100	112	002130	002130	554100	0000	0301	0172	1,830.04			CR7 PIC AUX Nov 2020 Accrual Estimate	Yes.CR07F21.7777551
	0100	112	002130	002130	554100	0000	0301	0172	1,297.56			CR7 PIC AUX Nov 2020 Accrual Estimate	Yes.CR07F21.7802363
	0100	112	002130	002130	554100	0000	0301	0172	1,462.24			CR7 PIC AUX Nov 2020 Accrual Estimate	Yes.CR07F21.7814486
	0100	112	002130	002130	553010	0000	0301	0172	1,274.58			CR7 PIC AUX Nov 2020 Accrual Estimate	Yes.CR07F21.7931856
	0100	111	002130	002130	553010	0000	0301	0172	334.49			CR7 PIC AUX Nov 2020 Accrual Estimate	Yes.CRC12.PLANTMISC553
	0100	111	002130	002130	549100	0000	0301	0172	975.56			CR7 PIC AUX Nov 2020 Accrual Estimate	Yes.CRRV1.PLANTMISC554
	0100	111	002130	002130	554100	0000	0301	0172	3,054.78			CR7 PIC AUX Nov 2020 Accrual Estimate	Yes.CRRV1.PLANTMISC554

Attachment to Response to AG-KIUC-2 Question No. 22(b)
 Case No. 2020-00350

Database ORAOBSPROD.OEBSPROD
 Data Access Set LGE ENERGY LLC
 Ledger LGE ENERGY LLC
 Chart Of Accounts Accounting Flexfield
 Currency USD

Category * List - Text Accrual
 Source * List - Text Spreadsheet
 Accounting Date * List - Date 11/30/2020
 Group ID Number 29090
 Batch Name Text PG-SRF
 Journal Name Text J701-0100-1120
 Journal Description Text Power Generation Accrual
 Reverse Journal List - Text Yes
 Reversal Period/Date List - Text DEC-2020

Upl	Company	Product	Org	Exp Org	Account	IC	Exp Type	Loc	Debit	Credit	Stat Amount	Line Description	Line DFF (Project.Task)
				* List - Text					* Number	* Number	Number	Text	List - Text
	0100	111	002130	002130	552100	0000	0301	0172	1,708.37			CR7 PIC AUX Nov 2020 Accrual Estimate	Yes.CRSB.PLANTMISC552
	0100	111	002130	002130	554100	0000	0301	0172	114.49			CR7 PIC AUX Nov 2020 Accrual Estimate	Yes.CRSP.PLANTMISC554
	0100	112	002130	002130	553010	0000	0304	0172	1,731.17			CR7 PIC SUPs Nov 2020 Accrual Estimate	Yes.CR07F21.7937029
	0100	111	002130	002130	553010	0000	0304	0172	102.21			CR7 PIC SUPs Nov 2020 Accrual Estimate	Yes.CRCT2.PLANTMISC553
	0100	111	002130	002130	554100	0000	0304	0172	306.63			CR7 PIC SUPs Nov 2020 Accrual Estimate	Yes.CRCWT.PLANTMISC554
	0100	111	002130	002130	549100	0000	0304	0172	1,310.47			CR7 PIC SUPs Nov 2020 Accrual Estimate	Yes.CRGEQ.PLANTMISC549
	0100	111	002130	002130	554100	0000	0304	0172	5,615.00			CR7 PIC SUPs Nov 2020 Accrual Estimate	Yes.CRRW.PLANTMISC554
	0100	111	002130	002130	552100	0000	0304	0172	5,324.75			CR7 PIC SUPs Nov 2020 Accrual Estimate	Yes.CRSB.PLANTMISC552
	0100	111	002130	002130	554100	0000	0304	0172	102.21			CR7 PIC SUPs Nov 2020 Accrual Estimate	Yes.CRSP.PLANTMISC554
	0100	111	002130	002130	554100	0000	0304	0172	75.56			CR7 PIC SUPs Nov 2020 Accrual Estimate	Yes.CRSWT.PLANTMISC554
	0100	111	002130	002130	554100	0000	0304	0172	302.24			CR7 PIC SUPs Nov 2020 Accrual Estimate	Yes.CRWW.PLANTMISC554
	0100	112	002130	002130	554100	0000	0301	0172	708.14			CR7 PIC Service Shop Nov 2020 Accrual Estimate	Yes.CR07F21.7777551
	0100	112	002130	002130	554100	0000	0301	0172	224.08			CR7 PIC Service Shop Nov 2020 Accrual Estimate	Yes.CR07F21.7802363
	0100	112	002130	002130	553010	0000	0301	0172	623.50			CR7 PIC Service Shop Nov 2020 Accrual Estimate	Yes.CR07F21.7931856
	0100	112	002130	002130	553010	0000	0301	0172	147.54			CR7 PIC Service Shop Nov 2020 Accrual Estimate	Yes.CR07S20.7994007
	0100	111	002130	002130	553010	0000	0301	0172	224.08			CR7 PIC Service Shop Nov 2020 Accrual Estimate	Yes.CRCD.8008347
	0100	111	002130	002130	553010	0000	0301	0172	224.08			CR7 PIC Service Shop Nov 2020 Accrual Estimate	Yes.CRCD.8008349
	0100	112	002130	002130	554100	0000	0301	0172	23,591.00			CR7 Precision Services Nov 2020 Accrual Estimate	Yes.CR07F21.7996866
	0100	111	002130	002130	552100	0000	0301	0172	5,500.00			CR7 Ready Electric Nov 2020 Accrual Estimate	Yes.CRSB.PLANTMISC552
	0100	111	002130	002130	549100	0000	0301	0172	500.00			CR7 SafetyKleen Oct/Nov 2020 Accrual Estimate	Yes.CRMCT.PLANTMISC549
	0100	111	002130	002130	554100	0000	0301	0172	2,730.00			CR7 Sentry Nov 2020 Accrual Estimate	Yes.CRW.T.AQUATIPRO554
	0100	111	002130	002130	553010	0000	0301	0172	27,000.00			CR7 Siemens Sep 2020 Accrual Estimate	Yes.CRST.7963791
	0100	111	002130	002130	549100	0000	0301	0172	3,271.00			CR7 Stantec Nov 2020 Accrual Estimate	Yes.CRLABS.PLANTMISC549
	0100	111	002130	002130	554100	0000	0301	0172	17,356.00			CR7 Stantec Leacheate Nov 2020 Accrual Estimate	Yes.CRLDF.PLANTMISC554
	0100	111	002130	002130	552100	0000	0301	0172	7,580.00			CR7 Strategic Communications Oct/Nov 2020 Accrual Est	Yes.CRSB.7936342
	0100	111	002130	002130	549100	0000	0301	0172	570.00			CR7 Suburban Septic Nov 2020 Accrual Estimate	Yes.CROPSITE.WASTE549
	0100	112	002130	002130	553200	0000	0301	0172	1,682.00			CR7 Team Industrial Nov 2020 Accrual Estimate	Yes.CR07F21.7992998
	0100	111	002130	002130	549100	0000	0455	0172	974.00			CR7 Zorro Tools Nov 2020 Accrual Estimate	Yes.CRGEQ.TOOLS549
	0100	111	002130	002130	107001	0000	0301	0172	137,190.00			CR7 Kettle Boiler TEI November 2020 Accrual Estimate	Yes.158876.7702770
	0100	111	002130	002130	107001	0000	0303	0172	46,500.00			CR7 Kettle Boiler TEI November 2020 Accrual Estimate	Yes.158876.7702770
	0100	111	002130	002130	107001	0000	0301	0172	137,190.00			CR7 Kettle Boiler TEI November 2020 Accrual Estimate	Yes.158876.7702772
	0100	111	002130	002130	107001	0000	0303	0172	46,500.00			CR7 Kettle Boiler TEI November 2020 Accrual Estimate	Yes.158876.7702772
	0100	111	002130	002130	107001	0000	0301	0172	4,339.25			CR7 Bldg Improve Ready Electric Nov 2020 Accrual Estimate	Yes.163746.7961409
	0100	111	002130	002130	107001	0000	0301	0172	25,328.01			CR7 Bldg Improve E&W Nov 2020 Accrual Estimate	Yes.163746.7961409
	0100	111	002130	002130	107001	0000	0303	0172	16,885.33			CR7 Bldg Improve E&W Nov 2020 Accrual Estimate	Yes.163746.7961409
	0100	111	002130	002130	107001	0000	0301	0172	3,467.00			CR7 Condensor Clean Emerson Nov 2020 Accrual Estimate	Yes.162345.7891944
	0100	111	002130	002130	108901	0000	0301	0172	7,032.00			CR7 Street Lights Mainers Nov 2020 Accrual Estimate	Yes.163883.7970871

Attachment to Response to AG-KIUC-2 Question No. 22(b)
 Case No: 2020-00350

Database ORAOEBSPROD.OEBSPROD
 Data Access Set LGE ENERGY LLC
 Ledger LGE ENERGY LLC
 Chart Of Accounts Accounting Flexfield
 Currency USD

Category * List - Text Accrual
 Source * List - Text Spreadsheet
 Accounting Date * List - Date 11/30/2020
 Group ID Number 29090
 Batch Name Text PG-SRF
 Journal Name Text J701-0100-1120
 Journal Description Text Power Generation Accrual
 Reverse Journal List - Text Yes
 Reversal Period/Date List - Text DEC-2020

Upl	Company	Product	Org	Exp Org	Account	IC	Exp Type	Loc	Debit	Credit	Stat Amount	Line Description	Line DFF (Project.Task)
				* List - Text					* Number	* Number	Number	Text	List - Text
	0100	111	002130	002130	107001	0000	0301	0172	24,346.50			CR7 Street Lights Meiners Nov 2020 Accrual Estimate	Yes.163883.7977177
	0100	111	002130	002130	108901	0000	0301	0172	150.00			CR7 Street LightsPinpoint Nov 2020 Accrual Estimate	Yes.163883.7982033
	0100	111	002130	002130	108901	0000	0301	0172	629.64			CR7 PIC Nov 2020 Accrual Estimate	Yes.161106.7986838
	0100	111	002130	002130	107001	0000	0301	0172	5,157.79			CR7 PIC Nov 2020 Accrual Estimate	Yes.163508.7931846
	0100	111	002130	002130	107001	0000	0301	0172	114.49			CR7 PIC Nov 2020 Accrual Estimate	Yes.163838.7973395
	0100	111	002130	002130	108901	0000	0301	0172	1,333.56			CR7 PIC Nov 2020 Accrual Estimate	Yes.163848.7899513
	0100	111	002130	002130	107001	0000	0301	0172	1,329.80			CR7 PIC Nov 2020 Accrual Estimate	Yes.163848.7982812
	0100	111	002130	002130	108901	0000	0301	0172	2,038.38			CR7 PIC Nov 2020 Accrual Estimate	Yes.163848.7982828
	0100	111	002130	002130	107001	0000	0304	0172	851.30			CR7 PIC Nov 2020 Accrual Estimate	Yes.163508.7931846
	0100	111	002130	002130	107001	0000	0304	0172	102.21			CR7 PIC Nov 2020 Accrual Estimate	Yes.163838.7973395
	0100	111	002130	002130	108901	0000	0301	0172	743.48			CR7 Service Shop PIC Nov 2020 Accrual Estimate	Yes.161106.7986838
	0100	111	002130	002130	108901	0000	0301	0172	821.78			CR7 Service Shop PIC Nov 2020 Accrual Estimate	Yes.163848.7982828
	0100	111	002120	002120	107001	0000	0301	0450	10,770.00			OF AGE Oct/Nov 2020 Accrual Estimate	Yes.161948.7972415
	0100	111	002120	002120	107001	0000	0301	0450	20,000.00			OF Transducers & UPS Nov 2020 Accrual Estimate	Yes.163857.7976649
	0100	111	002130	002130	107001	0000	0301	0172	1,289,786.84			CR7 L-0 Blades Siemens Nov 2017 Accrual Estimate	Yes.156027.6945081
	0100	111	002130	002130	107001	0000	0303	0172	1,480,029.84			CR7 L-0 Blades Siemens Nov 2017 Accrual Estimate	Yes.156027.6945081
	0100	111	002130	002130	108901	0000	0301	0172	551,183.00			CR7 L-0 Blades Siemens Nov 2017 Accrual Estimate	Yes.156027.6945080
	0100	111	002120	002120	107001	0000	0301	0450	48,387.50			OF Intake Design HDR Nov 2020 Accrual Estimate	Yes.152649.7958983
	0100	111	002650	002650	507100	0000	0301	0311	675.00			NOV Unbilled Tank Rental	Yes.TC-GA-.RENTAL
	0100	111	002655	002650	550100	0000	0301	0472	625.00			NOV Unbilled Tank Rental	Yes.TCALLCT.RENTAL
	0100	111	002650	002650	512100	0000	0304	0301	179,589.46			TRAC UNAPPROVED/ATLANTIC	Yes.TC000PLT.ACCRUAL
	0100	111	002650	002650	502100	0000	0304	0301	26,543.85			TRAC UNAPPROVED/ATLANTIC/Process Water Syst	Yes.TC-PWOPS.7640833
	0100	111	002650	002650	512100	0000	0304	0301	15,022.42			TRAC UNAPPROVED/INCORP	Yes.TC000PLT.ACCRUAL
	0100	111	002650	002650	512100	0000	0301	0301	15,428.41			EQUIPMENT CHARGES INV#95277197	Yes.TC000PLT.ACCRUAL
	0100	111	002650	002650	512100	0000	0304	0301	8,712.56			INV# 107509	Yes.TC000PLT.ACCRUAL
	0100	111	002650	002650	512017	0000	0301	0301	18,417.27			INV# 77166	Yes.TCPOND.ASHPOND
	0100	111	002650	002650	511100	0000	0301	0301	37,474.02			INV# 8052	Yes.TC000HVC.7940718
	0100	111	002650	002650	506100	0000	0301	0301	35,925.00			INV# 107066	Yes.TCSAFE/DV.FIT TEST
	0100	112	002650	002650	512005	0000	0301	0321	100,942.96			INV# 8703	Yes.TC2S20OUT.7760160
	0100	112	002650	002650	512100	0000	0301	0321	32,770.08			Boiler punchlist items at Trimble (Inv# 20KY0302101702)	Yes.TC2S20OUT.7744988
	0100	112	002650	002650	512100	0000	0303	0321	5,187.50			Boiler punchlist items at Trimble (Inv# 20KY0302101702)	Yes.TC2S20OUT.7744988
	0100	111	002650	002650	513100	0000	0301	0321	32,000.00			PO-1053533/ TEI	Yes.TC2S20OUT.7702775
	0100	112	002650	002650	512005	0000	0301	0321	26,328.00			PO-1051533/ RPS	Yes.TC2S20OUT.7711305
	0100	112	002650	002650	512005	0000	0301	0321	22,746.00			PO-1051419/ RPS	Yes.TC2S20OUT.7181871
	0100	112	002650	002650	512100	0000	0301	0321	21,406.16			PO-1070686/ MCS	Yes.TC2S20OUT.7738431
	0100	112	002650	002650	512005	0000	0301	0321	10,884.15			PO-1051533/RPS	Yes.TC2S20OUT.7711305
	0100	112	002650	002650	512100	0000	0301	0321	10,437.00			PO-1050809/SCHENCK	Yes.TC2S20OUT.7728343
	0100	112	002650	002650	512100	0000	0301	0321	2,737.50			NDE work at Trimble (Inv# 0000768461)	Yes.TC2S20OUT.7762708
	0100	112	002650	002650	512100	0000	0303	0321	1,587.50			PO-1053533/ TEI	Yes.TC2S20OUT.7702775

Attachment to Response to AG KIUC-2 Question No. 22(b)
 Case No. 2020-00350

Database ORAOBSPROD.OEBSPROD
 Data Access Set LGE ENERGY LLC
 Ledger LGE ENERGY LLC
 Chart Of Accounts Accounting Flexfield
 Currency USD

Category	* List - Text Accrual
Source	* List - Text Spreadsheet
Accounting Date	* List - Date 11/30/2020
Group ID	Number 29090
Batch Name	Text PG-SRF
Journal Name	Text J701-0100-1120
Journal Description	Text Power Generation Accrual
Reverse Journal	List - Text Yes
Reversal Period/Date	List - Text DEC-2020

Upl	Company	Product	Org	Exp Org	Account	IC	Exp Type	Loc	Debit	Credit	Stat Amount	Line Description	Line DFF (Project.Task)
				* List - Text					* Number	* Number	Number	Text	List - Text
	0100	112	002650	002650	512100	0000	0301	0321	70,200.00			10% Outage acceptance schedule- MD&A	Yes.TC2S20OUT.7728253
	0100	112	002650	002650	513100	0000	0301	0321	258,651.00			Per K.Sims email/ remaining unbilled /MD&A	Yes.TC2S20OUT.7728250
	0100	112	002650	002650	513100	0000	0301	0321	24,149.00			Per K.Sims email/ remaining unbilled /MD&A	Yes.TC2S20OUT.7728250
	0100	111	002650	002650	512100	0000	0301	0321	7,412.52			INV# 1129IN026203	Yes.TC2S20OUT.7567112
	0100	111	002650	002650	512100	0000	0301	0321	13,053.00			INV# 1129IN026229- on hold	Yes.TC2S20OUT.7567112
	0100	112	002650	002650	512100	0000	0301	0321	13,053.05			INV# 1129IN026229- on hold	Yes.TC2S20OUT.7587940
	0100	112	002650	002650	512100	0000	0301	0321	60,790.47			Change Order#1 extra punchlist/unbilled per C.Miller email/ MCS	Yes.TC2S20OUT.7744988
	0100	111	002650	002650	107001	0000	0301	0321	126,200.00			INV# 620830	Yes.161915LGE.INV161915
	0100	111	002650	002650	107001	0000	0301	0321	28,650.00			INV# 48977	Yes.159910LGE.INV159910
	0100	111	002650	002650	107001	0000	0301	0321	19,259.55			INV 0599063-IN	Yes.156996LGE.INV156996
	0100	111	002650	002655	107001	0000	0301	0321	309,651.66			INV# 114714	Yes.161494LGE.INV161494
	0100	111	002650	002650	107001	0000	0301	0321	152,519.00			Per M.Kirk email/ Progress per contract/PO 1057461	Yes.155651LGE.INV155651
	0100	111	002655	002655	107001	0000	0301	0476	1,286,004.63			INV# PP1B41712	Yes.132003.INSTALL
	0100	111	002655	002655	107001	0000	0301	0476	401,876.45			INV# PP1B41713	Yes.132003.INSTALL
	0100	111	002655	002655	107001	0000	0301	0476	235,016.86			Per A. Ball email/ EWA's on TC9 unbilled -GE	Yes.132003.INSTALL
	0100	111	002650	002650	107001	0000	0301	0321	10,000.00			INV# 1627125	Yes.153080LGE.INV153080
	0100	111	002650	002650	107001	0000	0301	0321	100,000.00			Per L. Waller email/ PO 1066430 on unbilled work complete/KEPS inc.	Yes.162677LGE.INV162677
	0100	111	002650	002655	107001	0000	0301	0311	648,760.00			INV# 91203452	Yes.131995.INV131995
	0100	111	002650	002650	107001	0000	0301	0311	1,038,016.00			INV# 91203464	Yes.131995.INV131995
	0100	111	002655	002655	107001	0000	0301	0470	51,111.01			INV# 0792499-IN	Yes.153070LGE.INVESTMENT
	0100	111	002655	002650	107001	0000	0301	0470	41,341.01			Per M. Smith email/ work complete waiting on invoice/Alpine	Yes.153070LGE.INVESTMENT
	0100	111	002650	002650	107001	0000	0301	0321	32,031.88			INV# 829487	Yes.161650LGE.INV161650
	0100	111	002650	002650	107001	0000	0301	0321	276,315.00			INV# PB0111	Yes.153055LGE.INVESTMENT
	0100	111	002650	002650	107001	0000	0301	0321	174,601.00			INV# 353123	Yes.153047LGE.INVESTMENT
	0100	111	002650	002650	107001	0000	0301	0321	18,560.00			INV# 353124	Yes.153047LGE.INVESTMENT
	0100	111	002650	002650	107001	0000	0301	0321	113,758.00			INV# 743789	Yes.163991LGE.8011173
	0100	111	002650	002650	107001	0000	0301	0321	603,415.35			INV# 91202580	Yes.152104LGE.INV152104
	0100	111	002650	002650	107001	0000	0301	0321	174,017.96			INV# 20KY03-03-1031	Yes.157302LGE.INV157302
	0100	111	002650	002650	107001	0000	0455	0321	29,108.01			INV# 58073	Yes.156848LGE.INV156848
	0100	111	002650	002650	107001	0000	0301	0321	161,743.21			INV# SIP110872	Yes.161273LGE.INV161273
	0100	111	002650	002650	107001	0000	0301	0321	60,000.00			INV# 1129IN026229- on hold	Yes.162355LGE.INV162355
	0100	111	002650	002650	107001	0000	0301	0321	117,208.00			Per K.Sims email/ remaining unbilled /MD&A	Yes.162355LGE.INV162355
	0100	111	002650	002650	107001	0000	0301	0321	12,153.55				Yes.162355LGE.INV162355

Attachment to Response to AG-KIUC-2 Question No. 22(b)
 Case No. 2020-00350
 Question No. 22(b)

Database ORAOEBSPROD.OEBSPROD
 Data Access Set LGE ENERGY LLC
 Ledger LGE ENERGY LLC
 Chart Of Accounts Accounting Flexfield
 Currency USD

Category	* List - Text Accrual
Source	* List - Text Spreadsheet
Accounting Date	* List - Date 11/30/2020
Group ID	Number 29090
Batch Name	Text PG-SRF
Journal Name	Text J701-0100-1120
Journal Description	Text Power Generation Accrual
Reverse Journal	List - Text Yes
Reversal Period/Date	List - Text DEC-2020

Upl	Company	Product	Org	Exp Org	Account	IC	Exp Type	Loc	Debit	Credit	Stat Amount	Line Description	Line DFF (Project.Task)
				* List - Text					* Number	* Number	Number	Text	List - Text
	0100	111	002650	002650	502011	0000	0699	0301		128,103.000		NOV Gypsum Sales (12,810.30 tons x \$10/ton) -United States Gypsum	Yes.TCGYPSUM.SALES
	0100	111	002650	002650	502011	0000	0699	0301		18,374.300		NOV Gypsum Sales (1,837.43 tons x \$10/ton) -CertainTeed	Yes.TCGYPSUM.SALES
	0100	111	002650	002650	501253	0000	0699	0301		128,582.370		NOV Fly ash Sales (14,286.93 tons x \$9/ton) - HOLCIM	Yes.TCFASALES.FASALES
	0100	111	002650	002650	506113	0000	0446	0321	121,412.68			INV# 86950369	Yes.TCMERCTRL.TC2MERC
	0100	111	002650	002650	512100	0000	0304	0301	4,085.27			TRAC UNAPPROVED/ATLANTIC GYPSUM- ATLANTIC	Yes.TCGYPSUM.7418429
	0100	111	002650	002650	502013	0000	0304	0301	46,640.07			TRAC UNAPPROVED/ATLANTIC CCRT- ATLANTIC	Yes.TC-CCROPS.7778715
	0100	111	002401	002401	107001	0000	0375	0221	126,000.00			A&D U2 roof drains November	Yes.154464.7960467
	0100	111	002401	002401	107001	0000	0375	0231	137,000.00			A&D U3 roof drains November	Yes.154465.7960468
	0100	111	002401	002401	107001	0000	0375	0201	83,500.00			Spray-Tec roofwork MC1/2 fanroom Month of October	Yes.162603.7867085
	0100	111	002401	002401	107001	0000	0375	0241	37,565.97			Baker Bohnert MC4 Expansion Joint Labor Month of November	Yes.147043.8007043
	0100	111	002401	002401	107001	0000	0375	0241	32,140.67			Baker Bohnert MC4 Expansion Joint Mat'l Month of November	Yes.147043.8007043
	0100	112	002401	002401	512100	0000	0301	0241	40,200.00			Thompson Industrial MC4 Industrial Cleaning BL Month of November	Yes.MC4F20BL.7871072
	0100	112	002401	002401	512100	0000	0301	0241	11,100.00			Thompson Industrial MC4 Industrial Cleaning PB Month of November	Yes.MC4F20PB.7815842
	0100	111	002401	002401	512101	0000	0301	0241	196,287.37			Various MC SCR TD COD PENDING Month of November	Yes.MCSCR.7996853
	0100	112	002401	002401	512101	0000	301	0241		100,078.92		Various MC SCR TD COD PENDING Month of November	Yes.MC4F20PB.7882631
	0100	112	002401	002401	512101	0000	301	0231		50,632.13		Various MC SCR TD COD PENDING Month of November	Yes.MC3F20PB.7930100
	0100	112	002401	002401	512101	0000	301	0231		45,576.32		Various MC SCR TD COD PENDING Month of November	Yes.MC3F19PB.7769305
	0100	111	002401	002401	107001	0000	0375	0241	13,797.25			Baker Hughes MC4 Turbine Controls Hardware Refresh Month of November	Yes.159973.7909868
	0100	111	002401	002401	107001	0000	0375	0241	227,854.16			Honeywell MC4 DCS Upgrade Month of November	Yes.143606.7660907
	0100	112	002401	002401	512100	0000	301	0241	25,000.00			American Exchanger Services MC4 HTR 6 Plugging Month of November	Yes.MC4F20PB.7621723
	0100	111	002401	002401	107001	0000	0375	0241	15,000.00			Labor (Nightshift & Ready) MC4 Coal Feeders 4D & 4E Month of November	Yes.159969.7907632
	0100	111	002401	002401	512055	0000	0301	0241	31,000.00			Babcock Power Services MC4 Absorber/WFGD Inspection Month of November	Yes.MCWFGD.7992385
	0100	112	002401	002401	512100	0000	301	0241	305,000.00			Whitehead ESP and Air Heater duct repair work Month of November	Yes.MC4F20PB.7896481
	0100	112	002401	002401	512100	0000	301	0241	48,000.00			TES Inspection and Technical oversight for ESP and air heater repair work	Yes.MC4F20PB.7896481
	0100	111	002401	002401	107001	0000	0375	0241	20,269.46			A&D MC4 Cooling Tower Bypass gate installation Month of November	Yes.162613.7936391
	0100	111	002401	002401	107001	0000	0301	0241	140,307.89			GSES MC3 DCS Simulator FAT Month of November	Yes.158954.7631132
	0100	112	002401	002401	512100	0000	0301	0241	5,180.00			Incorp (Duplicate-INCORP-Scaf) PM-Outage - Unit 4, Auxiliary Safety Valve	Yes.MC4F20PB.7942671
	0100	112	002401	002401	512100	0000	0301	0241	16,940.00			Incorp (INCORP SCAFFOLD & Insulation) OA-MC4 Duct repair- Air heater	Yes.MC4F20PB.7942671
	0100	112	002401	002401	512055	0000	0301	0241	9,800.00			Incorp (INCORP- Scaffold) PM-Outage - Unit 4, Absorber Vessel Inspection	Yes.MC4F20FGD.7924851
	0100	111	002401	002401	512101	0000	0455	0231	10,961.00			MC4 SCR TD COD PENDING Month of November	Yes.MC4F20PB.7942671
	0100	111	002401	002401	107001	0000	0455	0241	14,985.26			Incorp (Incorp Duplicate) Capital 156753 MC4 Superheat Outlet 2020 Month	Yes.156753.7909044

Attachment to Response to Accrual Question No. 22(b)
 Page 78 of 86
 Garrett

Database ORAOBSPROD.OEBSPROD
 Data Access Set LGE ENERGY LLC
 Ledger LGE ENERGY LLC
 Chart Of Accounts Accounting Flexfield
 Currency USD

Category	* List - Text Accrual
Source	* List - Text Spreadsheet
Accounting Date	* List - Date 11/30/2020
Group ID	Number 29090
Batch Name	Text PG-SRF
Journal Name	Text J701-0100-1120
Journal Description	Text Power Generation Accrual
Reverse Journal	List - Text Yes
Reversal Period/Date	List - Text DEC-2020

Upl	Company	Product	Org	Exp Org	Account	IC	Exp Type	Loc	Debit	Credit	Stat Amount	Line Description	Line DFF (Project.Task)
									* Number	* Number	Number	Text	List - Text
									* List - Text				
	0100	111	002401	002401	107001	0000	0455	0241	40,714.39			Incorp (INCORP Duplicate) Capital 159966 - MC4 Waterwall Panels Month	Yes.159966.7909045
	0100	112	002401	002401	512055	0000	0301	0241	72,535.00			Incorp (INCORP- Scaffold) PM-Outage - Unit 4, Absorber Vessel, Inspecti	Yes.MC4F20FGD.7924851
	0100	112	002401	002401	512100	0000	0303	0231	6,865.40			Branham corp Expansion joint materials Month of November	Yes.MC3F20FGD.7936379
	0100	111	002401	002401	107001	0000	0375	0241	8,673.33			Hydrocarbon engineering Recycle pump parts Month of November	Yes.163763.7957942
	0100	112	002401	002401	513100	0000	0301	0241	27,928.00			Projectile tube cleaning MC4 tube cleaning Month of November	Yes.MC4F20TUR.7907698
	0100	112	002401	002401	513100	0000	0301	0231	16,879.00			Projectile tube cleaning MC3 tube cleaning Month of November	Yes.MC3F20TUR.7907695
	0100	112	002401	002401	512100	0000	0303	0241	22,500.00			Niemco Fabricators, Inc. Burner Shrouds for MC4 Month of November	Yes.MC4F20BL.7871080
	0100	112	002401	002401	512100	0000	0301	0241	223,000.00			OIC MC4 Boiler Inspection Month of November	Yes.MC4F20BL.7871087
	0100	112	002401	002401	512100	0000	0301	0231	7,000.00			Integrity Refractory MC3 Refractory Work Month of November	Yes.MC3F20BL.7873500
	0100	112	002401	002401	512100	0000	0301	0241	67,000.00			Integrity Refractory MC4 Refractory Work Month of November	Yes.MC4F20BL.7871080
	0100	112	002401	002401	512100	0000	0303	0241	36,000.00			TEI MC4 Boiler Material Month of November	Yes.MC4F20BL.7871093
	0100	112	002401	002401	512055	0000	0301	0241	21,000.00			Thompson Industrial MC4 Industrial Cleaning PB Month of November	Yes.MC4F20FGD.7814557
	0100	112	002401	002401	512100	0000	0301	0241	12,190.50			JY Legner MC4 outage support RW Month of November	Yes.MC4F20PB.7815842
	0100	111	002401	002401	512100	0000	0301	0201	26,000.00			GE Dedicated Engineer Month of June	Yes.MCBL.6693069
	0100	112	002401	002401	512100	0000	0301	0241	50,000.00			Precision Services Inc MC4 Boiler Safety Valve repairs Month of November	Yes.MC4F20BL.7824437
	0100	112	002401	002401	512100	0000	0301	0241	30,000.00			Precision Services Inc MC4 Aux Safety Valve repairs Month of November	Yes.MC3F20BL.7873500
	0100	112	002401	002401	513100	0000	0301	0241	7,000.00			TEAM MC4 NDE (for permit required weld repairs) Month of November	Yes.MC4F20PB.7824428
	0100	111	002401	002401	512100	0000	0303	0211		23,674.80		MC Warehouse Return 8 coal mill exhauster blades to inventory (IIN 0098	Yes.MC4F20PB.7815223
	0100	112	002401	002401	512100	0000	0301	0241	25,073.00			OIC Ductwork Inspection Month of November	Yes.MC4F20PB.7896484
	0100	111	002401	002401	107001	0000	0375	0241	256,000.00			Petrochem MC4 Boiler Scaffold Month of November	Yes.156753.7313370
	0100	111	002401	002401	107001	0000	0375	0241	11,000.00			OIC MC4 Outage QA/QC Month of November	Yes.156753.7313370
	0100	111	002401	002330	107001	0000	0375	0241	6,700.00			OIC MC4 Outage QA/QC Month of November	Yes.159966.7769292
	0100	111	002401	002330	107001	0000	0375	0241	50,000.00			TEAM MC4 SSHO NDE Month of November	Yes.156753.7313370
	0100	111	002401	002330	107001	0000	0375	0241	8,000.00			TEAM MC4 SSSH NDE Month of November	Yes.159966.7769292
	0100	111	002401	002401	107001	0000	0375	0241	26,750.00			JY Legner Contract Coordinator Time Month of November	Yes.156753.7313370
	0100	111	002401	002401	107001	0000	0375	0241	30,000.00			IGS MC4 Boiler Thermal Spray Mobilization Month of November	Yes.159966.7769292
	0100	111	002401	002401	506100	0000	0304	0201	10,391.61			JY Legner Clerical and Administration Services Month of November	Yes.MCADMIN.6790110
	0100	111	002401	002401	514100	0000	0301	0201	9,795.00			DAS Vibration Monitoring Month of November	Yes.MCEQUIP.7771274
	0100	111	002401	002401	514100	0000	0301	0201	5,100.00			DAS Tuning Gear Vibration Analysis and Dynamic Vibration Absorber Mon	Yes.MCEQUIP.7771274
	0100	111	002401	002401	502011	0000	0699	0201		35,340.00		Su4R-Plus MC Pellet Plant Subsidy Invoice Month of November	Yes.MCGYPHAND.PELLET
	0100	111	002401	002401	502011	0000	0699	0201		14,057.10		Kosmos Cement Gypsum Supply Agreement Month of November	Yes.MCGYPHAND.ECCRUSE
	0100	111	002401	002401	501253	0000	0699	0201		88,885.00		Kosmos Cement Fly Ash Supply Agreement Month of November	Yes.MCASHECR.KOSMOS
	0100	111	002401	002401	501253	0000	0699	0201		135,486.25		Boral Fly Ash Market Subsidy Month of November	Yes.MCASHECR.PROCEEDS
	0100	111	002401	002401	501203	0000	0304	0201		6,962.68		Holcim Bottom Ash Subsidy Month of November	Yes.MCASHECR.BOTTOMASHECR
	0100	111	002401	002401	502001	0000	0303	0201	3,900.00			Charah Inc. Beneficial Use Truck loading Month of November	Yes.MCBYPROD.TRUCKLOAD
	0100	111	002401	002401	502001	0000	0304	0201	1,300.00			Charah Inc. Beneficial Use Truck loading Month of November	Yes.MCBYPROD.TRUCKLOAD
	0100	111	002401	002401	502001	0000	0304	0201	9,860.00			Charah Inc. Charah Gypsum barge loading Month of November	Yes.MCGYPHAND.BARGELOAD
	0100	111	002401	002401	502001	0000	0304	0201	37,282.50			Charah Inc. Charah Base contract payment for Gypsum Hauling to Landfil	Yes.MCGYPHAND.BASE
	0100	111	002401	002401	501200	0000	0303	0201	4,000.00			Charah Inc. Daily Fly Ash activities Month of November	Yes.MCLAND.ACCRUAL
	0100	111	002401	002401	501200	0000	0304	0201	1,000.00			Charah Inc. Daily Fly Ash activities Month of November	Yes.MCLAND.ACCRUAL
	0100	111	002401	002401	502012	0000	0303	0201	33,000.00			Charah Inc. Daily Fly Ash activities Month of November	Yes.MCLAND.ACCRUAL502
	0100	111	002401	002401	502012	0000	0304	0201	11,000.00			Charah Inc. Daily Fly Ash activities Month of November	Yes.MCLAND.ACCRUAL502
	0100	111	002401	002401	108901	0000	0375	0201	35,000.00			Stantec Landfill Toe Drain QA/QC Engineering Month of November	Yes.162328.7940775
	0100	111	002401	002401	108901	0000	0375	0201	280,000.00			Charah Inc. Landfill Toe Drain Installation Month of November	Yes.162328.7940775
	0100	111	002401	002401	107001	0000	0375	0201	265,000.00			IA Mechanical B Baghouse Installation Month of November	Yes.154325.7829857
	0100	111	002401	002401	107001	0000	0375	0201	30,000.00			Meiner's Electric B Baghouse Installation Electrical Month of November	Yes.154325.7829857
	0100	111	002401	002401	107001	0000	0375	0201	40,000.00			Air Pro B Baghouse Installation Equipment Month of November	Yes.154325.7829857
	0100	111	002401	002401	512100	0000	0301	0201	12,000.00			Associated Railroad S/R track repairs Month of November	Yes.MCCHG.7945590
	0100	111	002401	002401	107001	0000	0375	0241	16,000.00			Citywide Waste removal SCR Catalyst disposal Month of November	Yes.143595.7615497
	0100	111	002401	002401	107001	0000	0375	0241	11,558.00			Thompson Industrial cleaning MC4 SCR Month of November	Yes.143595.7615497
	0100	111	002401	002401	107001	0000	0375	0241	10,854.00			Cormetech MC4 SCR Catalyst testing Month of November	Yes.143595.7615497
	0100	111	002401	002401	107001	0000	0375	0241	233,000.00			A&D MC4 SCR catalyst changeout Month of November	Yes.143595.7615497
	0100	111	002401	002401	107001	0000	0375	0201	110,000.00			East and Westbrook Warehouse Dock Canaopy Month of November	Yes.162604.7917600
	0100	111	002401	002401	107001	0000	0375	0241	96,000.00			Republic landfill charges for Catalyst disposal Month of November	Yes.143595.7615497
	0100	111	002401	002401	107001	0000	0375	0241	7,000.00				

Case No. 2020-00350

Attachment to Response to AC KIUC-2 Question No. 22(b)

Page 79 of 86

Garrett

Database ORAOBSPROD.OEBSPROD
 Data Access Set LGE ENERGY LLC
 Ledger LGE ENERGY LLC
 Chart Of Accounts Accounting Flexfield
 Currency USD

Category	* List - Text Accrual
Source	* List - Text Spreadsheet
Accounting Date	* List - Date 11/30/2020
Group ID	Number 29090
Batch Name	Text PG-SRF
Journal Name	Text J701-0100-1120
Journal Description	Text Power Generation Accrual
Reverse Journal	List - Text Yes
Reversal Period/Date	List - Text DEC-2020

Upl	Company	Product	Org	Exp Org	Account	IC	Exp Type	Loc	Debit	Credit	Stat Amount	Line Description	Line DFF (Project.Task)
					* List - Text				* Number	* Number	Number	Text	List - Text
0100	111	002401	002401	002401	107001	0000	0301	0221	25,507.99			Jasper Electric 2A BCP Motor Rewind Month of November	Yes.164100.8012001
0100	111	002401	002401	002401	512100	0000	0301	0211	10,102.00			Provecta Engineering Boiler Tuning Month of November	Yes.MCBC.7746148
0100	111	002401	002401	002401	513100	0000	0301	0231	11,163.50			Schneider Electric/Gutor AQCS UPS Repair Month of November	Yes.MCCAE.8007019
0100	112	002401	002401	002401	512100	0000	0301	0241	17,330.00			Mohler Motors 4kV Motor Clean and Refurbish Month of November	Yes.MC4F20PB.7815838
0100	112	002401	002401	002401	512100	0000	0301	0241	19,604.00			Jasper Electric 4kV Motor Clean and Refurbish Month of November	Yes.MC4F20PB.7815838
0100	112	002401	002401	002401	512100	0000	0301	0241	11,332.81			Hibbs Electromechanical 4kV Motor Clean and Refurbish Month of November	Yes.MC4F20PB.7815838
0100	111	002401	002401	002401	512100	0000	0301	0201	45,400.00			Brown Sprinkler A/B Pit Valve Replacement Month of November	Yes.MCFIREPRO.7970961
0100	111	002401	002401	002401	512100	0000	0455	0221		119,660.00		S & J Lighting MC LED Lighting COD Month of November	Yes.MCLIGHT.7867034
0100	111	002401	002401	002401	512100	0000	0455	0221		92,254.00		S & J Lighting MC LED Lighting COD Month of November	Yes.MCLIGHT.7867034
0100	111	002401	002401	002401	512100	0000	0455	0241		30,198.60		S & J Lighting MC LED Lighting COD Month of November	Yes.MCLIGHT.7881384
0100	111	002401	002401	002401	107001	0000	0455	0241	119,660.00			S & J Lighting MC LED Lighting COD Month of November	Yes.154397.7966455
0100	111	002401	002401	002401	107001	0000	0455	0241	92,254.00			S & J Lighting MC LED Lighting COD Month of November	Yes.154397.7966455
0100	111	002401	002401	002401	107001	0000	0455	0221	30,198.60			S & J Lighting MC LED Lighting COD Month of November	Yes.154397.7966456
0100	111	002401	002401	002401	512100	0000	0303	0201	108,636.24			S & J Lighting MC Coal Handling Lighting Month of November	Yes.MCCHG.7979801
0100	111	002401	002401	002401	512100	0000	0455	0241		5,298.51		S & J Lighting MC LED Lighting COD Month of November	Yes.MCLIGHT.7881384
0100	111	002401	002401	002401	512100	0000	0455	0221		366,893.00		S & J Lighting MC LED Lighting COD Month of November	Yes.MCLIGHT.7867034
0100	111	002401	002401	002401	107001	0000	0375	0211	142,000.51			S & J Lighting MC LED Lighting COD Month of November	Yes.154390.7867032
0100	111	002401	002401	002401	107001	0000	0375	0221	180,000.00			S & J Lighting MC LED Lighting COD Month of November	Yes.154392.7966456
0100	111	002401	002401	002401	107001	0000	0375	0231	50,191.00			S & J Lighting MC LED Lighting COD Month of November	Yes.154394.7867037
0100	111	002401	002401	002401	512055	0000	0301	0201	19,950.00			UGS Clearwell Pond platform Month of November	Yes.MCWFGD.7835308
0100	111	002401	002401	002401	107001	0000	0375	0231	102,000.00			Riley Power Inc MC3 Lower Slope - Material Milestone Month of November	Yes.147060.7941723
0100	112	002401	002401	002401	512100	0000	0301	0241		12,419.00		Various COD from Outage to MCBL Pending Month of November	Yes.MC4F20BL.7871695
0100	111	002401	002401	002401	512100	0000	0301	0221	12,419.00			Various COD from Outage to MCBL Pending Month of November	Yes.MCBL.8007720
0100	111	002401	002401	002401	107001	0000	0304	0201	6,629.80			INCORP Labor in TRAC Month of November	Yes.163498.7977061
0100	112	002401	002401	002401	512100	0000	0304	0241	20,095.92			INCORP Labor in TRAC Month of November	Yes.MC4F20BL.7998959
0100	112	002401	002401	002401	512101	0000	0304	0241	16,437.42			INCORP Labor in TRAC Month of November	Yes.MC4F20PB.7891994
0100	111	002401	002401	002401	107001	0000	0304	0241	12,398.28			PIC Labor in TRAC Month of November	Yes.154344.8007048
0100	112	002401	002401	002401	513100	0000	0304	0221	5,358.55			PIC Labor in TRAC Month of November	Yes.MC2S20TUR.7774908
0100	112	002401	002401	002401	512100	0000	0304	0241	21,891.80			PIC Labor in TRAC Month of November	Yes.MC4F20BL.7882633
0100	112	002401	002401	002401	512100	0000	0304	0241	16,799.71			PIC Labor in TRAC Month of November	Yes.MC4F20PB.7930038
0100	111	002401	002401	002401	511100	0000	0304	0201	8,111.63			PIC Labor in TRAC Month of November	Yes.MCADMIN.7746074
0100	111	002401	002401	002401	512100	0000	0304	0221	16,936.37			PIC Labor in TRAC Month of November	Yes.MCBL.8007720
0100	111	002401	002401	002401	502004	0000	0304	0201	25,821.44			PIC Labor in TRAC Month of November	Yes.MCBYPROD.7828400
0100	111	002401	002401	002401	512100	0000	0304	0201	5,541.10			PIC Labor in TRAC Month of November	Yes.MCCHG.8007028
0100	111	002401	002401	002401	513100	0000	0304	0211	5,179.17			PIC Labor in TRAC Month of November	Yes.MCCW.7964490
0100	111	002401	002401	002401	501090	0000	0304	0201	104,412.80			PIC Labor in TRAC Month of November	Yes.MCFUELUNL.7702746
0100	111	002401	002401	002401	502004	0000	0304	0201	26,211.63			PIC Labor in TRAC Month of November	Yes.MCLIMEOPS.7702734
0100	111	002401	002401	002401	512100	0000	0304	0241	63,025.15			PIC Labor in TRAC Month of November	Yes.MCPFC.7884117
0100	111	002401	002401	002401	502100	0000	0304	0201	19,512.68			PIC Labor in TRAC Month of November	Yes.MCPWSOPS.7746092
0100	112	002401	002401	002401	512100	0000	0304	0241	267,856.11			TEI Labor in TRAC Month of November	Yes.MC4F20BL.7871087
0100	112	002401	002401	002401	512100	0000	0304	0241	10,000.00			TEI Labor in TRAC Month of November	Yes.MC4F20BL.7871091
0100	112	002401	002401	002401	512100	0000	0304	0241	6,395.32			TEI Labor in TRAC Month of November	Yes.MC4F20PB.8007638
0100	111	002130	002130	002130	186074	0000	0375	0172	29,546.87			CR7 LTPC Variable Fee CT1 Service (LGE) Siemens - Q4	Yes.CR7LTPC.LTPC186
0100	111	002130	002130	002130	186074	0000	0475	0172	72,338.89			CR7 LTPC Variable Fee CT1 Matt (LGE) Siemens - Q4	Yes.CR7LTPC.LTPC186
0100	111	002130	002130	002130	186074	0000	0375	0172	29,765.63			CR7 LTPC Variable Fee CT2 Service (LGE) Siemens - Q4	Yes.CR7LTPC.LTPC186
0100	111	002130	002130	002130	186074	0000	0475	0172	72,874.48			CR7 LTPC Variable Fee CT2 Matt (LGE) Siemens - Q4	Yes.CR7LTPC.LTPC186
0100	141	006250	006250	006250	232031	0000	0699	0000		12,386,104.55			

Case No. 2020-00350

Question No. 22(b)

Page 80 of 86

Garrett

Attachment to Response to AG-KIUC-2

Database ORAOEBSPROD.OEBSPROD
 Data Access Set LGE ENERGY LLC
 Ledger LGE ENERGY LLC
 Chart Of Accounts Accounting Flexfield
 Currency USD

Category	* List - Text Accrual
Source	* List - Text Spreadsheet
Accounting Date	* List - Date 11/30/2020
Group ID	Number 29090
Batch Name	Text PG-SRF
Journal Name	Text J701-0100-1120
Journal Description	Text Power Generation Accrual
Reverse Journal	List - Text Yes
Reversal Period/Date	List - Text DEC-2020

Upl	Company	Product	Org	Exp Org	Account	IC	Exp Type	Loc	Debit	Credit	Stat Amount	Line Description	Line DFF (Project.Task)
					* List - Text				* Number	* Number	Number	Text	List - Text
	0100	141	006250	006250	232032	0000	0699	0000		878,931.84			Yes.102893.232032
	0100	141	006250	006250	232033	0000	0699	0000		-			Yes.102893.232033
	0100	141	006250	006250	143053	0000	0699	0000					Yes.102893.143053
	0100	141	006250	006250	143012	0000	0699	0000	555,790.70			Power Generation Monthly Accrual - Beneficial ReUse	Yes.102893.143012
	0100	111	006250	006250	232001	0000	0699	0000		3,273,051.34		Power Generation Monthly Accrual	Yes.102893.PPD
	0100	141	006250	006250	163016	0000	0455	0000	23,674.80			Power Generation Inventory Adjustment	
Totals:									17,940,563.71	17,940,563.71			

Description: Power Generation Monthly Accrual

Prepared by: S Farrell

Approved by: Stacy Ritchey

Posted by: Sarah Farrell

Upload/Concurrent ID: 54987712

Posted/Concurrent ID: 54988240

Reverse/Concurrent ID: 55048146

Reversal Posted/Concurrent ID: 55048160

Case No. 2020-00350
Attachment to Response to AG-KIUC-2 Question No. 22(b)
Page 81 of 86
Garrett

Database ORAOBSPROD.OEBSPROD
 Data Access Set LGE ENERGY LLC
 Ledger LGE ENERGY LLC
 Chart Of Accounts Accounting Flexfield
 Currency USD

Category	* List - Text Accrual
Source	* List - Text Spreadsheet
Accounting Date	* List - Date 31-Dec-2020
Group ID	Number 29090
Batch Name	Text PG-SRF
Journal Name	Text J701-0100-1220
Journal Description	Text Power Generation Accrual
Reverse Journal	List - Text Yes
Reversal Period/Date	List - Text JAN-2021

Upl	Company	Product	Org	Exp Org	Account	IC	Exp Type	Loc	Debit	Credit	Stat Amount	Line Description	Line DFF (Project.Task)
				* List - Text					* Number	* Number	Number	Text	List - Text
	0100	111	002120	002120	544100	0000	0301	0450	5,800.00			OF Schardein Mechanical Dec 2020 Inv# 182184	Yes.OFTA.8030879
	0100	111	002120	002120	544100	0000	0303	0450	4,200.00			OF Schardein Mechanical Dec 2020 Inv# 182184	Yes.OFTA.8030879
	0100	111	002120	002120	535100	0000	0301	0450	1,607.30			OF JY Legner Dec 2020 Inv# 107821	Yes.OFADMIN.SLABOR
	0100	111	002120	002120	542100	0000	0301	0450	2,065.00			OF Hoist & Crane Dec 2020 Inv# 2700839	Yes.OFSTBSCH.7992341
	0100	111	002120	002120	544100	0000	0301	0450	1,651.50			OF Air systems Dec 2020 Inv# 40130	Yes.OFCA.7763055
	0100	111	002120	002120	544100	0000	0301	0450	619.50			OF Early Environmental Dec 2020 Inv# EEC14418	Yes.OFTA.8028919
	0100	111	002120	002120	544100	0000	0301	0450	683.25			OF Early Environmental Dec 2020 Inv# EEC14419	Yes.OFTA.8028919
	0100	111	002120	002120	544100	0000	0301	0450	3,462.05			OF Early Environmental Dec 2020 Inv# EEC14425	Yes.OFTA.8028919
	0100	111	002120	002120	539100	0000	0304	0450	814.24			OF FPG December 2020 Accrual Estimate	Yes.OFOPSSITE.7837282
	0100	111	002140	002140	549100	0000	0304	0432	395.43			Paddys Run FPG Dec 2020 Accrual Estimate	Yes.PROPSITE.7835391
	0100	111	002140	002140	553010	0000	0304	0432	1,198.56			Paddys Run Service Shop PIC Dec 2020 Accrual Estimate	Yes.CTPR13.8031413
	0100	111	002140	002140	553010	0000	0301	0431	2,580.00			PR12 Varitech Nov 2020 Accrual Estimate	Yes.CTPR12.7768580
	0100	111	002140	002140	553010	0000	0303	0431	4,340.00			PR12 Varitech Nov 2020 Accrual Estimate	Yes.CTPR12.7768580
	0100	111	002130	002130	554100	0000	0301	0172	10,006.00			CR7 Air Systems Dec 2020 Accrual Estimate	Yes.CRCAS.PLANTMISC554
	0100	111	002130	002130	554100	0000	0301	0172	2,958.00			CR7 Bains Landfill work Dec 2020 Accrual Estimates	Yes.CRLDF.PLANTMISC554
	0100	111	002130	002130	549100	0000	0419	0172	17,459.00			CR7 Brenntag Dec 2020 Accrual Estimate	Yes.CRCHM.BRENTTAG549
	0100	111	002130	002130	549100	0000	0301	0172	1,517.00			CR7 Early Environmental Dec 2020 Accrual Estimate	Yes.CROPSITE.EARLY549
	0100	111	002130	002130	552100	0000	0301	0172	22,625.00			CR7 East & Westbrook Dec 2020 Accrual Estimate	Yes.CRSB.PLANTMISC552
	0100	111	002130	002130	549100	0000	0301	0172	9,655.00			CR7 FPG COVID Cleaning Dec 2020 Accrual Estimate	Yes.CRADM.COVID19
	0100	111	002130	002130	549100	0000	0304	0172	1,210.00			CR7 FPG Dec 2020 Accrual Estimate	Yes.CROPSITE.JANITOR549
	0100	111	002130	002130	554100	0000	0455	0172	282.00			CR7 Ferguson Dec 2020 Inv# 12010381	Yes.CRRW.PLANTMISC554
	0100	111	002130	002130	552100	0000	0301	0172	4,000.00			CR7 Hoist & Crane Nov 2020 Accrual Estimate	Yes.CRSB.PLANTMISC552
	0100	111	002130	002130	552100	0000	0301	0172	2,250.00			CR7 Incorp Dec 2020 Accrual Estimate	Yes.CRSB.PLANTMISC552
	0100	111	002130	002130	552100	0000	0301	0172	29,000.00			CR7 MAC paving Dec 2020 Accrual Estimate	Yes.CRSB.PLANTMISC552
	0100	111	002130	002130	549100	0000	0301	0172	199.00			CR7 Microbac Dec 2020 inv # EA0L00996	Yes.CRLABS.PLANTMISC549
	0100	111	002130	002130	554100	0000	0301	0172	2,875.00			CR7 Mohler Dec 2020 inv# SVI70896	Yes.CRCWT.PLANTMISC554
	0100	111	002130	002130	552100	0000	0455	0172	3,772.00			CR7 Niemco Dec 2020 Accrual Estimate	Yes.CRSB.PLANTMISC552
	0100	111	002130	002130	554100	0000	0304	0172	603.08			CR7 PIC SUPS Dec 2020 Accrual Estimate	Yes.CRCWT.PLANTMISC554
	0100	111	002130	002130	549100	0000	0304	0172	906.72			CR7 PIC SUPS Dec 2020 Accrual Estimate	Yes.CRGEQ.PLANTMISC549
	0100	111	002130	002130	554100	0000	0304	0172	3,068.52			CR7 PIC SUPS Dec 2020 Accrual Estimate	Yes.CRRW.PLANTMISC554
	0100	111	002130	002130	552100	0000	0304	0172	8,438.26			CR7 PIC SUPS Dec 2020 Accrual Estimate	Yes.CRSB.PLANTMISC552
	0100	111	002130	002130	554100	0000	0304	0172	204.42			CR7 PIC SUPS Dec 2020 Accrual Estimate	Yes.CRSWT.PLANTMISC554
	0100	111	002130	002130	554100	0000	0304	0172	151.12			CR7 PIC SUPS Dec 2020 Accrual Estimate	Yes.CRRW.PLANTMISC554
	0100	111	002130	002130	554100	0000	0301	0172	434.04			CR7 Service Shop PIC Dec 2020 Accrual Estimate	Yes.CRRW.7953688
	0100	111	002130	002130	552100	0000	0301	0172	241.50			CR7 Service Shop PIC Dec 2020 Accrual Estimate	Yes.CRSB.7964874
	0100	111	002130	002130	552100	0000	0301	0172	273.04			CR7 Service Shop PIC Dec 2020 Accrual Estimate	Yes.CRSB.7990912
	0100	111	002130	002130	552100	0000	0301	0172	465.58			CR7 Service Shop PIC Dec 2020 Accrual Estimate	Yes.CRSB.8012375
	0100	111	002130	002130	554100	0000	0301	0172	40,739.00			CR7 RER Dec 2020 Accrual Estimate	Yes.CRRW.PLANTMISC554
	0100	111	002130	002130	554100	0000	0301	0172	2,730.00			CR& Sentry Dec 2020 Accrual Estimate	Yes.CRWAT.AQUATIPRO554
	0100	111	002130	002130	553010	0000	0301	0172	27,000.00			CR7 Siemens Sep 2020 Accrual Estimate	Yes.CRST.7963791
	0100	111	002130	002130	107001	0000	0301	0172	26,575.00			CR7 Turning Gear Assembly Siemens Dec 2020 Accrual Estimate	Yes.162610.7802320
	0100	111	002130	002130	107001	0000	0303	0172	32,121.00			CR7 Turning Gear Assembly Siemens Dec 2020 Accrual Estimate	Yes.162610.7802320
	0100	111	002130	002130	107001	0000	0301	0172	4,222.00			CR7 Bldg Improvements E&W Base Scope Dec 2020 Accrual Estimate	Yes.163746.7961409
	0100	111	002130	002130	107001	0000	0303	0172	2,351.66			CR7 Bldg Improvements E&W Base Scope Dec 2020 Accrual Estimate	Yes.163746.7961409
	0100	111	002130	002130	107001	0000	0301	0172	12,230.40			CR7 Bldg Improvements E&W Doors Install Dec 2020 Accrual Estimate	Yes.163746.7978134
	0100	111	002130	002130	107001	0000	0303	0172	16,449.00			CR7 Bldg Improvements E&W Doors Install Dec 2020 Accrual Estimate	Yes.163746.7978134
	0100	111	002130	002130	108901	0000	0301	0172	5,241.00			CR7 Bldg Improvements E&W Doors Removal Dec 2020 Accrual Estimate	Yes.163746.7978135
	0100	111	002130	002130	107001	0000	0301	0172	8,200.00			CR7 ISS Housing Siemens Dec 2020 Accrual Estimate	Yes.162688.ISSH
	0100	111	002130	002130	107001	0000	0303	0172	78,600.00			CR7 ISS Housing Siemens Dec 2020 Accrual Estimate	Yes.162688.ISSH
	0100	111	002130	002130	107001	0000	0301	0172	7,980.00			CR7 RER LP Econ Rebuild Dec 2020 Accrual Estimate	Yes.163846.7983768
	0100	111	002130	002130	107001	0000	0303	0172	7,249.00			CR7 RER LP Econ Rebuild Dec 2020 Accrual Estimate	Yes.163846.7983768
	0100	111	002130	002130	107001	0000	0301	0172	6,706.80			CR7 RER LP Econ Rebuild Dec 2020 Accrual Estimate	Yes.163846.7983778
	0100	111	002130	002130	107001	0000	0303	0172	6,524.10			CR7 RER LP Econ Rebuild Dec 2020 Accrual Estimate	Yes.163846.7983778
	0100	111	002120	002120	107001	0000	0301	0450	5,341.00			OF Delta Services Dec 2020 Inv# 96862	Yes.163982.7986871
	0100	111	002120	002120	107001	0000	0303	0450	3,560.91			OF Delta Services Dec 2020 Inv# 96862	Yes.163982.7986871
	0100	111	002120	002120	107001	0000	0301	0450	2,389.00			OF Delta Services Dec 2020 Inv# 96862	Yes.163982.7986871
	0100	111	002120	002120	107001	0000	0303	0450	4,211.59			OF Delta Services Dec 2020 Inv# 96862	Yes.163982.7986871

Attachment to Response to AG-KIUC-2 Question No. 22(b)
 Case No. 20-00350
 Page 82 of 86
 Garrett

Database ORAOEBSPROD.OEBSPROD
 Data Access Set LGE ENERGY LLC
 Ledger LGE ENERGY LLC
 Chart Of Accounts Accounting Flexfield
 Currency USD

Category	* List - Text Accrual
Source	* List - Text Spreadsheet
Accounting Date	* List - Date 31-Dec-2020
Group ID	Number 29090
Batch Name	Text PG-SRF
Journal Name	Text J701-0100-1220
Journal Description	Text Power Generation Accrual
Reverse Journal	List - Text Yes
Reversal Period/Date	List - Text JAN-2021

Upl	Company	Product	Org	Exp Org	Account	IC	Exp Type	Loc	Debit * Number	Credit * Number	Stat Amount Number	Line Description	Line DFF (Project.Task)
												Text	List - Text
	0100	111	002130	002130	107001	0000	0301	0172	1,289,786.84			CR7 L-0 Blades Siemens Nov 2017 Accrual Estimate	Yes.156027.6945081
	0100	111	002130	002130	107001	0000	0303	0172	1,480,029.84			CR7 L-0 Blades Siemens Nov 2017 Accrual Estimate	Yes.156027.6945081
	0100	111	002130	002130	108901	0000	0301	0172	551,183.00			CR7 L-0 Blades Siemens Nov 2017 Accrual Estimate	Yes.156027.6945080
	0100	111	002650	002650	507100	0000	0301	0311	675.00			DEC Unbilled Tank Rental	Yes.TC-GA-RENTAL
	0100	111	002655	002650	550100	0000	0301	0472	625.00			DEC Unbilled Tank Rental	Yes.TCALLCT.RENTAL
	0100	111	002650	002650	512100	0000	0304	0301	112,623.01			TRAC UNAPPROVED/ATLANTIC	Yes.TC000PLT.ACCRUAL
	0100	111	002650	002650	502100	0000	0304	0301	21,711.75			TRAC UNAPPROVED/ATLANTIC/Process Water Syst	Yes.TC-PWOPS.7640833
	0100	111	002650	002650	512017	0000	0301	0301	21,325.26			INV#78882/ CHARAH	Yes.TCPOND.ASHPOND
	0100	112	002650	002650	512100	0000	0301	0321	70,199.70			10% Outage acceptance schedule- MD&/ INV# 744547	Yes.TC2S2OOUT.7728253
	0100	112	002650	002650	513100	0000	0301	0321	34,663.30			Per K.Sims email/ remaining unbilled /MD&A	Yes.TC2S2OOUT.7728250
	0100	112	002655	002655	553010	0000	0301	0474	40,487.00			PO 1053478/ Adance Turbine Support	Yes.TC7OUTAGE.7763803
	0100	111	002655	002655	107001	0000	0301	0476	200,938.22			INV# PP1B41743/ Final TC9 report/ GE	Yes.132003.INSTALL
	0100	111	002650	002650	107001	0000	0301	0321	10,000.00			INV# 1627125	Yes.153080LGE.INV153080
	0100	111	002650	002650	107001	0000	0301	0321	113,925.97			INV# KE24541 / PO 1066430 /KEPS inc.	Yes.162677LGE.INV162677
	0100	111	002655	002650	107001	0000	0301	0470	41,341.01			Per M. Smith email/ work complete waiting on invoice/Alpine	Yes.153070LGE.INVESTMENT
	0100	111	002650	002650	107001	0000	0301	0321	32,031.88			INV# 829487	Yes.161650LGE.INV161650
	0100	111	002650	002650	107001	0000	0301	0321	18,560.00			INV# 353124	Yes.153047LGE.INVESTMENT
	0100	111	002650	002650	107001	0000	0301	0321	161,743.21			INV# SIP110872	Yes.161273LGE.INV161273
	0100	111	002655	002650	107001	0000	0301	0475	7,154.60			TRAC UNAPPROVED/ATLANTIC	Yes.163273LGE.7941814
	0100	111	002650	002650	107001	0000	0301	0301	37,904.90			INV# 49830/ EAST & WEST	Yes.161507LGE.7996806
	0100	111	002650	002650	107001	0000	0301	0321	192,826.00			PO 1074165/GE- uninvoiced	Yes.161650LGE.INV161650
	0100	111	002650	002650	107001	0000	0301	0311	48,039.20			PO 1074602/GE- uninvoiced	Yes.156978.INV156978
	0100	111	002650	002650	107001	0000	0301	0311	133,404.00			INV# 95307653/ THE ATLANTIC GROUP	Yes.156486.8016855
	0100	111	002650	002650	107001	0000	0455	0311	97,095.00			INV# 0616602/ accrue Milestone due since order Placed/BTA	Yes.154707.INV154707
	0100	111	002650	002650	107001	0000	0301	0311	114,169.20			Per E. Sapp email/ Substantial completion milestone met/ Abell Elev.	Yes.159936.INV159936
	0100	111	002650	002650	107001	0000	0301	0321	118,485.33			Per M.Kirk email/ Substantial completion milestone met/ East & Westbrook	Yes.156848LGE.INV156848
	0100	111	002650	002650	502011	0000	0699	0301		234,587.80		DEC Gypsum Sales (23,458.78 tons x \$10/ton) -United States Gypsum	Yes.TCGYPSUM.SALES
	0100	111	002650	002650	502011	0000	0699	0301		38,858.50		DEC Gypsum Sales (3,885.85 tons x \$10/ton) -CertainTeed	Yes.TCGYPSUM.SALES
	0100	111	002650	002650	501253	0000	0699	0301		151,253.37		DEC Fly ash Sales (16,805.93 tons x \$9/ton) - HOLLICIM	Yes.TCFASALES.FASALES
	0100	111	002650	002650	512100	0000	0304	0301	2,983.50			TRAC UNAPPROVED/ATLANTIC GYPSUM- ATLANTIC	Yes.TCGYPSUM.7418429
	0100	111	002650	002650	502013	0000	0304	0301	36,535.20			TRAC UNAPPROVED/ATLANTIC CCRT- ATLANTIC	Yes.TC-CCRPS.7778715
	0100	111	002401	002401	107001	0000	0375	0241	263,000.00			TEI MC4 SH Outlet - Milestones 5 & 6 Month of December	Yes.156753.7313370
	0100	111	002401	002401	107001	0000	0375	0241	128,000.00			Petrochem MC4 Boiler Scaffold - Final Milestone Month of December	Yes.156753.7313370
	0100	111	002401	002401	107001	0000	0375	0221	159,000.00			Graycor MC2 Lower Slope Month of April	Yes.147056.7466525
	0100	111	002401	002401	107001	0000	0375	0231	102,000.00			Riley Power MC3 Lower Slope - Drawing Milestone Month of December	Yes.147060.7941723
	0100	111	002401	002401	107001	0000	0375	0241	82,000.00			TEI MC4 WW Panels - Milestones 5 & 6 Month of December	Yes.159966.7769292
	0100	111	002401	002401	512100	0000	0301	0201	26,000.00			GE Dedicated Engineer Month of June	Yes.MCBL.6693069
	0100	111	002401	002401	107001	0000	0375	0201	118,000.00			East and Westbrook Warehouse Dock Canopy Month of December	Yes.162604.7917600
	0100	111	002401	002401	107001	0000	0375	0211	97,500.00			A&D MC1 turbine room roof drains Month of December	Yes.154463.7960466
	0100	111	002401	002401	107001	0000	0375	0211	20,000.00			A&D MC1 turbine room roof drains Month of December	Yes.154463.8003058
	0100	111	002401	002401	502011	0000	0699	0201		30,000.00		Sui4R-Plus MC Pellet Plant Subsidy Invoice Month of December	Yes.MCGYPHAND.PELLET
	0100	111	002401	002401	502011	0000	0699	0201		9,126.00		Gypsum Supply Agreement (tonnage through 12/15 per contract) Month of December	Yes.MCGYPHAND.ECRREUSE
	0100	111	002401	002401	501253	0000	0699	0201		92,000.00		Kosmos Cement Fly Ash Supply Agreement Month of December	Yes.MCASHCCR.KOSMOS
	0100	111	002401	002401	501253	0000	0699	0201		142,500.00		Boral Fly Ash Market Subsidy Month of December	Yes.MCASHCCR.PROCEEDS
	0100	111	002401	002401	501253	0000	0699	0201		225,000.00		Boral Fly Ash Market Shortfall Month of December	Yes.MCASHCCR.PROCEEDS
	0100	111	002401	002401	501203	0000	0304	0201		6,800.00		Hollcim Bottom Ash Shortfall Month of December	Yes.MCASHCCR.BOTTOMASHECCR
	0100	111	002401	002401	502001	0000	0303	0201	5,625.00			Charah Inc. Beneficial Use Truck loading Month of December	Yes.MCXPAND.TRUCKLOAD
	0100	111	002401	002401	502001	0000	0304	0201	1,875.00			Charah Inc. Beneficial Use Truck loading Month of December	Yes.MCXPAND.TRUCKLOAD
	0100	111	002401	002401	502001	0000	0304	0201	10,710.00			Charah Inc. Gypsum Hauling - From Epad to Primary Pad Month of December	Yes.MCXPAND.GYPHAUL
	0100	111	002401	002401	502001	0000	0304	0201	19,975.00			Charah Inc. Charah Gypsum barge loading Month of December	Yes.MCXPAND.BARGELOAD
	0100	111	002401	002401	502001	0000	0304	0201	37,282.50			Charah Inc. Charah contract payment for Gypsum Hauling to Landfill (50% of \$74,565) Month of Dec	Yes.MCXPAND.BASE
	0100	111	002401	002401	501200	0000	0303	0201	7,000.00			Charah Inc. Daily Fly Ash activities Month of December	Yes.MCLAND.ACCRUAL
	0100	111	002401	002401	501200	0000	0304	0201	2,000.00			Charah Inc. Daily Fly Ash activities Month of December	Yes.MCLAND.ACCRUAL
	0100	111	002401	002401	502012	0000	0303	0201	50,000.00			Charah Inc. Daily Fly Ash activities Month of December	Yes.MCLAND.ACCRUAL502
	0100	111	002401	002401	502012	0000	0304	0201	17,000.00			Charah Inc. Daily Fly Ash activities Month of December	Yes.MCLAND.ACCRUAL502
	0100	111	002401	002401	502011	0000	0699	0201		70,000.00		Charah Inc. Daily Fly Ash activities Month of December	Yes.MCLAND.ACCRUAL502
	0100	111	002401	002401	107001	0000	0375	0201	128,974.00			Essroc Bottom Ash Shortfall (2:1 Gypsum Ratio) Month of December	Yes.MCXPAND.ESSROC
	0100	111	002401	002401	107001	0000	0375	0201	90,400.00			Associated Railroad MC Railroad Track Capital Project Month of December	Yes.147056.8005932
	0100	111	002401	002401	108901	0000	0375	0201	90,400.00			Stantec 2021 Landfill Sediment Pond Engineering Month of December	Yes.163743.8005932
	0100	111	002401	002401	107001	0000	0375	0221	94,000.00			TEAM MC4 SH Outlet NDE Dec 2020	Yes.156753.7313370
	0100	111	002401	002401	107001	0000	0375	0241	69,000.00			TEAM MC4 SH Outlet NDE Month of November	Yes.156753.7313370

Case No. 0120-00350

Attachment to Response to AUC/KIUC-2 Question No. 22(b)

Page 83 of 86

Garrett

Database ORAOEBSPROD.OEBSPROD
 Data Access Set LGE ENERGY LLC
 Ledger LGE ENERGY LLC
 Chart Of Accounts Accounting Flexfield
 Currency USD

Category	* List - Text Accrual
Source	* List - Text Spreadsheet
Accounting Date	* List - Date 31-Dec-2020
Group ID	Number 29090
Batch Name	Text PG-SRF
Journal Name	Text J701-0100-1220
Journal Description	Text Power Generation Accrual
Reverse Journal	List - Text Yes
Reversal Period/Date	List - Text JAN-2021

Upl	Company	Product	Org	Exp Org	Account	IC	Exp Type	Loc	Debit	Credit	Stat Amount	Line Description	Line DFF (Project.Task)
					* List - Text				* Number	* Number	Number	Text	List - Text
	0100	111	002401	002401	107001	0000	0375	0241	10,000.00			TEAM MC4 WW Panels NDE Month of November	Yes.159966.7769292
	0100	111	002401	002401	107001	0000	0375	0241	28,000.00			Petrochem Boiler Scaffold Repairs Month of November	Yes.156753.7313370
	0100	111	002401	002401	107001	0000	0375	0241		28,000.00		TEI Boiler Scaffold Repairs Month of November	Yes.156753.7313370
	0100	111	002401	002401	512055	0000	0301	0241	31,000.00			Babcock Power Services MC4 WFGD System Inspection - outage Month of November	Yes.MCWFGD.7992385
	0100	111	002401	002401	107001	0000	0375	0221	19,963.49			Alpha Mechanical Service MC2 CT Service Building HVAC installation Month of December	Yes.162608.7988367
	0100	112	002401	002401	512100	0000	0301	0241	50,000.00			Precision Services Inc MC4 Boiler Safety Valve repairs Month of November	Yes.MC4F20BL.7824437
	0100	112	002401	002401	512100	0000	0301	0241	30,000.00			Precision Services Inc MC4 Aux Safety Valve repairs Month of November	Yes.MC4F20PB.7824428
	0100	111	002401	002401	107001	0000	0375	0231	87,900.00			B&W MC3 WW Panels 2021 - Material Milestone Month of December	Yes.159972.7972370
	0100	111	002401	002401	107001	0000	0375	0241	22,000.00			READY ELECTRIC MC4 LED Lighting Fixes Month of December	Yes.154397.7966455
	0100	111	002401	002401	107001	0000	0375	0231	253,744.32			Midwest Switchgear MC3 Relay Upgrades Month of December	Yes.132996.7921883
	0100	111	002401	002401	426501	0000	0643	0201	774.05			United Catering Plant Christmas Luncheon/Dinner Month of December	Yes.MCBTL.EMPREC-D
	0100	111	002401	002401	506100	0000	0643	0201	5,635.13			United Catering Plant Christmas Luncheon/Dinner Month of December	Yes.MCSAFETY.FOOD
	0100	111	002401	002401	426501	0000	0643	0201	950.40			Mark's Christmas meals for A & B Watch, GPP/Limestone, PWS & Guards Month of December	Yes.MCBTL.EMPREC-D
	0100	111	002401	002401	426501	0000	0643	0201	635.97			Mark's Retirement lunch for Schwinn/Ray/Little Month of December	Yes.MCBTL.RETIRE-D
	0100	111	002401	002401	426501	0000	0643	0201	69.03			Chick Fil A Kathleen's lunch Month of December	Yes.MCBTL.RETIRE-D
	0100	111	002401	002401	107001	0000	0375	0241		51,775.00		Basler MC4 Voltage Regulator Month of December	Yes.147084.7814648
	0100	111	002401	002401	107001	0000	0375	0201	13,812.00			Sun Belt Rentals MC Single Man Lift Month of December	Yes.164195.8035275
	0100	111	002401	002401	107001	0000	0375	0231	18,000.00			READY ELECTRIC MC3 LED Lighting Month of December	Yes.154394.7867037
	0100	111	002401	002401	512100	0000	0303	0201	14,000.00			A&D Constructors CH Barge Unloader Grating Replacement Month of December	Yes.MCCHG.7962501
	0100	111	002401	002401	512100	0000	0301	0201	7,000.00			A&D Constructors CH Barge Unloader Grating Replacement Month of December	Yes.MCCHG.7962501
	0100	111	002401	002401	511100	0000	0304	0201	5,999.17			FPG Labor in TRAC Month of December	Yes.MCJANIT.7746075
	0100	111	002401	002401	512152	0000	0304	0211	10,002.81			FPG Labor in TRAC Month of December	Yes.MCSORBINJ.7733932
	0100	111	002401	002401	107001	0000	0304	0241	9,719.87			INCORP Labor in TRAC Month of December	Yes.159966.7909045
	0100	112	002401	002401	512101	0000	0304	0241	6,333.25			INCORP Labor in TRAC Month of December	Yes.MC4F20FGD.8027730
	0100	112	002401	002401	512101	0000	0304	0241	8,136.58			INCORP Labor in TRAC Month of December	Yes.MC4F20PB.7912683
	0100	111	002401	002401	512100	0000	0304	0241	7,691.12			INCORP Labor in TRAC Month of December	Yes.MCBL.8020987
	0100	111	002401	002401	512100	0000	0304	0241	5,975.15			INCORP Labor in TRAC Month of December	Yes.MCFW.8028926
	0100	111	002401	002401	511100	0000	0304	0201	7,098.05			INCORP Labor in TRAC Month of December	Yes.MCSTB.7769229
	0100	111	002401	002401	512100	0000	0304	0241	9,582.79			INCORP Labor in TRAC Month of December	Yes.MCSUMPS.8018644
	0100	111	002401	002401	107001	0000	0304	0221	6,635.70			PIC Labor in TRAC Month of December	Yes.163776.8016840
	0100	111	002401	002401	512100	0000	0304	0241	7,060.58			PIC Labor in TRAC Month of December	Yes.MCBL.8020986
	0100	111	002401	002401	502004	0000	0304	0201	6,859.20			PIC Labor in TRAC Month of December	Yes.MCBL.8020986
	0100	111	002401	002401	512100	0000	0304	0201	11,233.78			PIC Labor in TRAC Month of December	Yes.MCBL.8020986
	0100	111	002401	002401	501090	0000	0304	0201	20,210.20			PIC Labor in TRAC Month of December	Yes.MCCHG.7961446
	0100	111	002401	002401	512017	0000	0304	0201	10,605.84			PIC Labor in TRAC Month of December	Yes.MCFUELUNL.7702746
	0100	111	002401	002401	512005	0000	0304	0201	5,983.32			PIC Labor in TRAC Month of December	Yes.MCGPPMAIN.7986916
	0100	111	002401	002401	502004	0000	0304	0201	7,787.64			PIC Labor in TRAC Month of December	Yes.MCLIMEGR.8032926
	0100	111	002401	002401	512100	0000	0304	0231	6,410.15			PIC Labor in TRAC Month of December	Yes.MCLIMEOPS.7702734
	0100	111	002401	002401	502100	0000	0304	0201	21,487.58			PIC Labor in TRAC Month of December	Yes.MCPFC.8024917
	0100	111	002401	002401	511100	0000	0304	0201	9,103.92			PIC Labor in TRAC Month of December	Yes.MCPWOPS.7746092
	0100	111	002401	002401	107001	0000	0304	0241	13,066.49			PIC Labor in TRAC Month of December	Yes.MCSTB.7769229
	0100	111	002401	002401	107001	0000	0304	0241	13,066.49			READY Labor in TRAC Month of December	Yes.154397.7966455
	0100	111	002130	002130	186074	0000	0375	0172	48,979.76			CR7 LTPC Variable Fee CT1 Service (LGE) Siemens - Q4	Yes.CR7LTPC.LTPC186
	0100	111	002130	002130	186074	0000	0475	0172	119,915.96			CR7 LTPC Variable Fee CT1 Matl (LGE) Siemens - Q4	Yes.CR7LTPC.LTPC186
	0100	111	002130	002130	186074	0000	0375	0172	49,497.61			CR7 LTPC Variable Fee CT2 Service (LGE) Siemens - Q4	Yes.CR7LTPC.LTPC186
	0100	111	002130	002130	186074	0000	0475	0172	121,183.81			CR7 LTPC Variable Fee CT2 Matl (LGE) Siemens - Q4	Yes.CR7LTPC.LTPC186
	0100	141	006250	006250	232031	0000	0699	0000		5,986,687.53			Yes.102893.232031
	0100	141	006250	006250	232032	0000	0699	0000		646,824.00			Yes.102893.232032
	0100	141	006250	006250	232033	0000	0699	0000		-			Yes.102893.232033
	0100	141	006250	006250	143053	0000	0699	0000					Yes.102893.232033
	0100	141	006250	006250	143012	0000	0699	0000	1,000,125.67			Power Generation Monthly Accrual - Beneficial ReUse	Yes.102893.PPD
	0100	111	006250	006250	232001	0000	0699	0000		1,440,754.18			Yes.102893.PPD
	0100	141	006250	006250	163016	0000	0455	0000	51,775.00			Power Generation Monthly Adjustment	Yes.102893.PPD

Attachment to Response to AG-KIUC-2 Question No. 22(b)

Case No. 19-000350

Database ORAOEBSPROD.OEBSPROD
Data Access Set LGE ENERGY LLC
Ledger LGE ENERGY LLC
Chart Of Accounts Accounting Flexfield
Currency USD

Category	* List - Text Accrual
Source	* List - Text Spreadsheet
Accounting Date	* List - Date 31-Dec-2020
Group ID	Number 29090
Batch Name	Text PG-SRF
Journal Name	Text J701-0100-1220
Journal Description	Text Power Generation Accrual
Reverse Journal	List - Text Yes
Reversal Period/Date	List - Text JAN-2021

Upl	Company	Product	Org	Exp Org	Account	IC	Exp Type	Loc	Debit	Credit	Stat Amount	Line Description	Line DFF (Project.Task)
					* List - Text				* Number	* Number	Number	Text	List - Text
									9,154,166.38	9,154,166.38			
Totals:									9,154,166.38	9,154,166.38			

Description: Power Generation Accrual

Prepared by: Sarah Farrell

Approved by: Stacy Ritchey

Posted by: Sarah Farrell

Upload/Concurrent ID: 55398099

Posted/Concurrent ID: 55399613

Rev Upload ID: 55440948

Rev Posted/Concurrent ID: 55440966

company	0100
account	186074

month_number	je_header_name	vendor_name	Sum of amount	
	202001	JAN-2020 Purchase Invoices USD	KENTUCKY STATE TREASURER	18,512.22
	202001	JAN-2020 Purchase Invoices USD	SIEMENS ENERGY INC	434,559.27
202001 Total			453,071.49	
	202004	APR-2020 Purchase Invoices USD	KENTUCKY STATE TREASURER	9,123.16
	202004	APR-2020 Purchase Invoices USD	SIEMENS ENERGY INC	214,158.60
202004 Total			223,281.76	
	202007	JUL-2020 Purchase Invoices USD	KENTUCKY STATE TREASURER	15,098.86
	202007	JUL-2020 Purchase Invoices USD	SIEMENS ENERGY INC	354,433.30
202007 Total			369,532.16	
	202010	OCT-2020 Purchase Invoices USD	KENTUCKY STATE TREASURER	17,263.79
	202010	OCT-2020 Purchase Invoices USD	SIEMENS ENERGY INC	405,253.16
202010 Total			422,516.95	

LG&E
Balance Sheet Account Balances
(\$000s)

	Jan-20	Feb-20	Mar-20	Apr-20	May-20	Jun-20	Jul-20	Aug-20	Sep-20	Oct-20	Nov-20	Dec-20	Jan-21	Feb-21	Mar-21	Apr-21	May-21	Jun-21	Jul-21	Aug-21	Sep-21	Oct-21	Nov-21	Dec-21	Jan-22	Feb-22	Mar-22	Apr-22	May-22	Jun-22
186.6 - Misc Def Debits LTPC - Corrected	8,428	8,523	3,364	3,480	3,632	3,816	4,059	4,251	4,404	4,564	4,714	8,284	8,513	8,647	8,799	8,900	9,017	9,185	9,390	9,599	9,782	6,214	3,728	3,880	4,115	4,254	2,199	2,357	2,511	2,677
186.6 - Misc Def Debits LTPC - As Filed	8,428	8,523	3,364	3,480	3,632	3,816	4,059	4,251	4,404	4,564	4,714	8,284	8,433	8,576	8,728	8,887	9,039	9,295	9,487	9,696	9,844	6,442	4,124	4,276	4,429	4,576	4,739	4,896	5,051	5,307
Variance	-	-	-	-	-	-	-	-	(0)	(0)	(0)	(0)	80	71	71	13	(22)	(110)	(97)	(97)	(61)	(228)	(395)	(395)	(313)	(322)	(2,540)	(2,539)	(2,539)	(2,630)

The attachment is being provided in a separate file in Excel format.

The entire attachment is
Confidential and
provided separately
under seal.

Louisville Gas & Electric
186075 E.W. Brown 6&7 LTFC Asset
Account Reconciliation
Risk Level: Medium
As of December 31, 2020

	<u>LG&E</u>
Beg Balance \$	2,647,601.26
JAN-2020	19,032.33
FEB-2020	15,117.08
MAR-2020	34,556.60
APR-2020	16,036.72
MAY-2020	20,350.86
JUN-2020	53,376.48
JUL-2020	89,986.08
AUG-2020	55,505.26
SEP-2020	26,095.83
OCT-2020	32,303.47
NOV-2020	54,934.50
DEC-2020	<u>3,440,377.89</u>
End Balance \$	<u><u>6,505,274.37</u></u>
GL Balance \$	<u><u>6,505,274.37</u></u>
Variance	-

Effective Period	Journal Name	Line Description	Sum of NET \$
20200001	J701-0110-0120 Accrual USD	BRCT LTSA Fixed/EOH Fee for CT6 Service (LGE) GE International - 2020 Q1	7,503.75
20200001	J701-0110-0120 Accrual USD	BRCT LTSA Fixed/EOH Fee for CT7 Service (LGE) GE International - 2020 Q1	11,528.55
20200001	JAN-2020 Purchase Invoices USD	Journal Import Created	144,561.20
20200001	Reverses "J701-0110-1219 Accrual USD"08-JAN-2020 14:22:19	BRCT LTSA Fixed/EOH Fee for CT6 Service (LGE) GE International - 2019 Q4	(60,609.34)
20200001	Reverses "J701-0110-1219 Accrual USD"08-JAN-2020 14:22:19	BRCT LTSA Fixed/EOH Fee for CT7 Service (LGE) GE International - 2019 Q4	(83,951.83)
20200001 Total			19,032.33
20200002	J701-0110-0220 Accrual USD	BRCT LTSA Fixed/EOH Fee for CT6 Service (LGE) GE International - 2020 Q1	16,279.47
20200002	J701-0110-0220 Accrual USD	BRCT LTSA Fixed/EOH Fee for CT7 Service (LGE) GE International - 2020 Q1	17,869.91
20200002	Reverses "J701-0110-0120 Accrual USD"10-FEB-2020 05:36:05	BRCT LTSA Fixed/EOH Fee for CT6 Service (LGE) GE International - 2020 Q1	(7,503.75)
20200002	Reverses "J701-0110-0120 Accrual USD"10-FEB-2020 05:36:05	BRCT LTSA Fixed/EOH Fee for CT7 Service (LGE) GE International - 2020 Q1	(11,528.55)
20200002 Total			15,117.08
20200003	J701-0110-0320 Accrual USD	BRCT LTSA Fixed/EOH Fee for CT6 Service (LGE) GE International - 2020 Q1	33,548.38
20200003	J701-0110-0320 Accrual USD	BRCT LTSA Fixed/EOH Fee for CT7 Service (LGE) GE International - 2020 Q1	35,157.60
20200003	Reverses "J701-0110-0220 Accrual USD"06-MAR-2020 06:00:20	BRCT LTSA Fixed/EOH Fee for CT6 Service (LGE) GE International - 2020 Q1	(16,279.47)
20200003	Reverses "J701-0110-0220 Accrual USD"06-MAR-2020 06:00:20	BRCT LTSA Fixed/EOH Fee for CT7 Service (LGE) GE International - 2020 Q1	(17,869.91)
20200003 Total			34,556.60
20200004	APR-2020 Purchase Invoices USD	Journal Import Created	68,705.98
20200004	J701-0110-0420 Accrual USD	BRCT LTSA Fixed/EOH Fee for CT6 Service (LGE) GE International - 2020 Q2	9,695.36
20200004	J701-0110-0420 Accrual USD	BRCT LTSA Fixed/EOH Fee for CT7 Service (LGE) GE International - 2020 Q2	6,341.36
20200004	Reverses "J701-0110-0320 Accrual USD"07-APR-2020 06:03:41	BRCT LTSA Fixed/EOH Fee for CT6 Service (LGE) GE International - 2020 Q1	(33,548.38)
20200004	Reverses "J701-0110-0320 Accrual USD"07-APR-2020 06:03:41	BRCT LTSA Fixed/EOH Fee for CT7 Service (LGE) GE International - 2020 Q1	(35,157.60)
20200004 Total			16,036.72
20200005	J701-0110-0520 Accrual USD	BRCT LTSA Fixed/EOH Fee for CT6 Service (LGE) GE International - 2020 Q2	18,308.79
20200005	J701-0110-0520 Accrual USD	BRCT LTSA Fixed/EOH Fee for CT7 Service (LGE) GE International - 2020 Q2	18,078.80
20200005	Reverses "J701-0110-0420 Accrual USD"07-MAY-2020 08:31:10	BRCT LTSA Fixed/EOH Fee for CT6 Service (LGE) GE International - 2020 Q2	(9,695.36)
20200005	Reverses "J701-0110-0420 Accrual USD"07-MAY-2020 08:31:10	BRCT LTSA Fixed/EOH Fee for CT7 Service (LGE) GE International - 2020 Q2	(6,341.36)
20200005 Total			20,350.87
20200006	J701-0110-0620 Accrual USD	BRCT LTSA Fixed/EOH Fee for CT6 Service (LGE) GE International - 2020 Q2	27,571.38
20200006	J701-0110-0620 Accrual USD	BRCT LTSA Fixed/EOH Fee for CT7 Service (LGE) GE International - 2020 Q2	62,192.69
20200006	Reverses "J701-0110-0520 Accrual USD"05-JUN-2020 07:01:07	BRCT LTSA Fixed/EOH Fee for CT6 Service (LGE) GE International - 2020 Q2	(18,308.79)
20200006	Reverses "J701-0110-0520 Accrual USD"05-JUN-2020 07:01:07	BRCT LTSA Fixed/EOH Fee for CT7 Service (LGE) GE International - 2020 Q2	(18,078.80)
20200006 Total			53,376.48

20200007	J701-0110-0720 Accrual USD	BRCT LTSA Fixed/EOH Fee for CT6 Service (LGE) GE International - 2020 Q3	18,891.82
20200007	J701-0110-0720 Accrual USD	BRCT LTSA Fixed/EOH Fee for CT7 Service (LGE) GE International - 2020 Q3	71,094.27
20200007	JUL-2020 Purchase Invoices USD	Journal Import Created	89,764.06
20200007	Reverses "J701-0110-0620 Accrual USD"08-JUL-2020 08:54:42	BRCT LTSA Fixed/EOH Fee for CT6 Service (LGE) GE International - 2020 Q2	(27,571.38)
20200007	Reverses "J701-0110-0620 Accrual USD"08-JUL-2020 08:54:42	BRCT LTSA Fixed/EOH Fee for CT7 Service (LGE) GE International - 2020 Q2	(62,192.69)
20200007 Total			89,986.08
20200008	J701-0110-0820 Accrual USD	BRCT LTSA Fixed/EOH Fee for CT6 Service (LGE) GE International - 2020 Q3	34,754.22
20200008	J701-0110-0820 Accrual USD	BRCT LTSA Fixed/EOH Fee for CT7 Service (LGE) GE International - 2020 Q3	110,737.13
20200008	Reverses "J701-0110-0720 Accrual USD"07-AUG-2020 08:02:58	BRCT LTSA Fixed/EOH Fee for CT6 Service (LGE) GE International - 2020 Q3	(18,891.82)
20200008	Reverses "J701-0110-0720 Accrual USD"07-AUG-2020 08:02:58	BRCT LTSA Fixed/EOH Fee for CT7 Service (LGE) GE International - 2020 Q3	(71,094.27)
20200008 Total			55,505.26
20200009	J701-0110-0920 Accrual USD	BRCT LTSA Fixed/EOH Fee for CT6 Service (LGE) GE International - 2020 Q3	41,095.58
20200009	J701-0110-0920 Accrual USD	BRCT LTSA Fixed/EOH Fee for CT7 Service (LGE) GE International - 2020 Q3	130,491.60
20200009	Reverses "J701-0110-0820 Accrual USD"08-SEP-2020 10:54:34	BRCT LTSA Fixed/EOH Fee for CT6 Service (LGE) GE International - 2020 Q3	(34,754.22)
20200009	Reverses "J701-0110-0820 Accrual USD"08-SEP-2020 10:54:34	BRCT LTSA Fixed/EOH Fee for CT7 Service (LGE) GE International - 2020 Q3	(110,737.13)
20200009 Total			26,095.83
20200010	J701-0110-1020 Accrual USD	BRCT LTSA Fixed/EOH Fee for CT6 Service (LGE) GE International - 2020 Q3	16,403.37
20200010	J701-0110-1020 Accrual USD	BRCT LTSA Fixed/EOH Fee for CT7 Service (LGE) GE International - 2020 Q3	15,900.12
20200010	OCT-2020 Purchase Invoices USD	Journal Import Created	171,587.16
20200010	Reverses "J701-0110-0920 Accrual USD"07-OCT-2020 09:15:49	BRCT LTSA Fixed/EOH Fee for CT6 Service (LGE) GE International - 2020 Q3	(41,095.58)
20200010	Reverses "J701-0110-0920 Accrual USD"07-OCT-2020 09:15:49	BRCT LTSA Fixed/EOH Fee for CT7 Service (LGE) GE International - 2020 Q3	(130,491.60)
20200010 Total			32,303.47
20200011	J701-0110-1120 Accrual USD	BRCT LTSA Fixed/EOH Fee for CT6 Service (LGE) GE International - 2020 Q3	29,074.06
20200011	J701-0110-1120 Accrual USD	BRCT LTSA Fixed/EOH Fee for CT7 Service (LGE) GE International - 2020 Q3	58,163.93
20200011	Reverses "J701-0110-1020 Accrual USD"06-NOV-2020 07:35:33	BRCT LTSA Fixed/EOH Fee for CT6 Service (LGE) GE International - 2020 Q3	(16,403.37)
20200011	Reverses "J701-0110-1020 Accrual USD"06-NOV-2020 07:35:33	BRCT LTSA Fixed/EOH Fee for CT7 Service (LGE) GE International - 2020 Q3	(15,900.12)
20200011 Total			54,934.50
20200012	DEC-2020 Purchase Invoices USD	Journal Import Created	3,420,000.00
20200012	J701-0110-1220 Accrual USD	BRCT LTSA Fixed/EOH Fee for CT6 Service (LGE) GE International - 2020 Q3	36,172.77
20200012	J701-0110-1220 Accrual USD	BRCT LTSA Fixed/EOH Fee for CT7 Service (LGE) GE International - 2020 Q3	71,443.11
20200012	Reverses "J701-0110-1120 Accrual USD"07-DEC-2020 09:32:13	BRCT LTSA Fixed/EOH Fee for CT6 Service (LGE) GE International - 2020 Q3	(29,074.06)
20200012	Reverses "J701-0110-1120 Accrual USD"07-DEC-2020 09:32:13	BRCT LTSA Fixed/EOH Fee for CT7 Service (LGE) GE International - 2020 Q3	(58,163.93)
20200012 Total			3,440,377.89
Grand Total			3,857,673.11

Database ORAOEBSPROD.OEBSPROD
 Data Access Set LGE ENERGY LLC
 Ledger LGE ENERGY LLC
 Chart Of Accounts Accounting Flexfield
 Currency USD

Category * List - Text Accrual
 Source * List - Text Spreadsheet
 Accounting Date * List - Date 1/31/2020
 Group ID Number 12046
 Batch Name Text PG-SML
 Journal Name Text J701-0110-0120
 Journal Description Text Power Generation Accrual
 Reverse Journal List - Text Yes
 Reversal Period/Date List - Text FEB-2020

Upl	Company	Product	Org	Exp Org	Account	IC	Exp Type	Loc.	Debit	Credit	Stat Amount	Line Description	Line DFF (Project.Task)
					* List - Text				* Number	* Number	Number	Text	List - Text
	0110	111	016220	016220	512011	0000	0301	5625	10,000.00			Accrual-PO 672243-OHIO LUMEX CO INC	Yes.124619.7560897
	0110	111	016220	016220	512100	0000	0452	5623	26,774.00			Accrual-PO 673884-PRECISION COOLING	Yes.BR3AUXF19.5623
	0110	111	016220	016220	512100	0000	0301	5623	110,191.00			Accrual-PO 673884-PRECISION COOLING	Yes.BR3AUXF19.5623
	0110	111	016220	016220	512100	0000	0301	5623	5,000.00			Accrual-PO 682002-MISTRAS GROUP INC	Yes.BR3AUXF19.5623
	0110	111	016220	016220	512100	0000	0301	5623	5,000.00			Accrual-PO 682756-MISTRAS GROUP INC	Yes.BR3AUXF19.5623
	0110	111	016220	016220	512100	0000	0301	5623	47,853.36			Accrual-PO 682765-MECHANICAL CONS	Yes.BR3AUXF19.5623
	0110	111	016220	016220	513100	0000	0301	5623	(73,271.00)			Accrual-PO-MECHANICAL DYNAMICS AN	Yes.BR3TURS19.5623
	0110	111	016220	016220	513100	0000	0301	5623	(9,312.00)			Accrual-PO-MECHANICAL DYNAMICS AN	Yes.BR3TURS19.5623
	0110	111	016220	016220	513100	0000	0301	5623	527,680.00			Accrual-PO-MECHANICAL DYNAMICS AN	Yes.BR3TURS19.5623
	0110	111	016220	016220	513100	0000	0301	5623	29,000.00			Accrual-PO-MECHANICAL DYNAMICS AN	Yes.BR3TURS19.5623
	0110	111	016220	016220	513100	0000	0301	5623	7,000.00			Accrual-PO-MECHANICAL DYNAMICS AN	Yes.BR3TURS19.5623
	0110	111	016220	016220	513100	0000	0301	5623	50,408.00			Accrual-PO-MECHANICAL DYNAMICS AN	Yes.BR3TURS19.5623
	0110	111	016220	016220	513100	0000	0301	5623	75,000.00			Accrual-PO-MECHANICAL DYNAMICS AN	Yes.BR3TURS19.5623
	0110	111	016220	016220	426501	0000	0301	5623	2,815.36			Accrual-PO-10TH PLANET-KU PULLOVE	Yes.BRADMIN.EMPREC-D
	0110	111	016220	016220	512011	0000	0301	5623	1,110.00			Accrual-PO 669934-ENVIRONMENTAL ST	Yes.BRAQCOTH.7519743
	0110	111	016220	016220	512107	0000	0301	5620	8,000.00			Accrual-PO 679510-UNITED CONVEYOR	Yes.BRCCRBOT.5620
	0110	111	016220	016220	514100	0000	0301	5620	8,313.79			Accrual-PO 682028-EQUIPMENT DEPOT	Yes.BRMISCEQ.5620
	0110	111	016220	016220	514100	0000	0301	5620	1,238.40			Accrual-PO 685247-J Y LEGNER ASSOC	Yes.BRMISCEQ.5620
	0110	111	016220	016220	514100	0000	0301	5620	400.00			Accrual-PO 685424-ABELL ELEVATOR IN	Yes.BRMISCEQ.5620
	0110	111	016220	016220	513100	0000	0301	5623	100.00			Accrual-PO 685425-ABELL ELEVATOR IN	Yes.BRMISCEQ.7084967
	0110	111	016220	016220	506100	0000	0301	5620	754.68			Accrual-PO 683437-PROLIFT INDUSTRIA	Yes.BRMISCEXP.5620
	0110	111	016220	016220	511100	0000	0452	5620	720.92			Accrual-PO 683436-MERCER STONE CO	Yes.BRSTRGR.5620
	0110	111	016220	016220	511100	0000	0301	5620	2,416.42			Accrual-PO 684295-PROCESS PUMP AN	Yes.BRSTRGR.5620
	0110	111	016220	016220	511100	0000	0301	5622	14,800.00			Accrual-PO 671849-R AND P INDUSTRIA	Yes.BSTACKRPR.5622
	0110	111	016220	016220	512100	0000	0301	5625	6,270.00			Accrual-PO 671849-R AND P INDUSTRIA	Yes.BSTACKRPR.7550733
	0110	111	016220	016220	512100	0000	0301	5625	1,900.00			Accrual-PO 671849-R AND P INDUSTRIA	Yes.BSTACKRPR.7550733
	0110	111	016220	016220	511100	0000	0301	5622	5,702.00			Accrual-PO 671849-R AND P INDUSTRIA	Yes.BSTACKRPR.5622
	0110	111	016300	016300	553010	0000	0301	5642	16,000.00			Accrual-PO 676581-MIDWEST SWITCHG	Yes.BRCTAEE.7064865
	0110	111	016300	016300	553010	0000	0301	5635	2,282.00			Accrual-PO 684494-ATLAS MACHINE AN	Yes.BRCTCWS.7722987
	0110	111	016300	016300	554100	0000	0301	5645	2,500.00			Accrual-PO 683456-ENSITE USA INC-LA	Yes.BRCTGLW.5645
	0110	111	016300	016300	553010	0000	0301	5646	8,500.00			Accrual-PO 678087-ALIMAK GROUP USA	Yes.BRCTICEPL.5646
	0110	111	016300	016300	554100	0000	0452	5642	6,713.70			Accrual-PO 680101-KONECRANES INC-N	Yes.BRCTMPE.7657231
	0110	111	016300	016300	554100	0000	0452	5642	1,786.30			Accrual-PO 680101-KONECRANES INC-U	Yes.BRCTMPE.7657231
	0110	111	016910	016910	542100	0000	0301	5691	6,739.87			Accrual-PO 678955-MECHANICAL CONS	Yes.DXSTRGR.5691
	0110	111	016220	016220	107001	0000	0301	5623	117,442.00			Accrual-PO 658336-SCHNEIDER ELECTRI	Yes.120004.107001
	0110	111	016220	016220	107001	0000	0301	5630	3,250.00			Accrual-PO 625222-READY ELECTRIC EL	Yes.155091.107001
	0110	111	016220	016220	107001	0000	0301	5623	4,000.00			Accrual-PO 668001-THERMALTECH ENGE	Yes.157306.107001

Attachment to Response to AG-KTU-2 Question 22(h)
 Case No: 2020-00350

Database ORAOEBSPROD.OEBSPROD
 Data Access Set LGE ENERGY LLC
 Ledger LGE ENERGY LLC
 Chart Of Accounts Accounting:Flexfield
 Currency USD

Category * List - Text Accrual
 Source * List - Text Spreadsheet
 Accounting Date * List - Date 1/31/2020
 Group ID Number 12046
 Batch Name Text PG-SML
 Journal Name Text J701-0110-0120
 Journal Description Text Power Generation Accrual
 Reverse Journal List - Text Yes
 Reversal Period/Date List - Text FEB-2020

Upl	Company	Product	Org	Exp Org	Account	IC	Exp Type	Loc	Debit	Credit	Stat Amount	Line Description	Line DFF (Project.Task)
									* Number	* Number	Number	Text	List - Text
	0110	111	016220	016220	107001	0000	0301	5623	209,000.00			Accrual-PO 660159-KSB INC-INSPECTIO	Yes.158721.107001
	0110	111	016220	016220	107001	0000	0301	5623	206,000.00			Accrual-PO 666017-KSB INC-INSPECTIO	Yes.158723.107001
	0110	111	016220	016220	108901	0000	0301	5624	13,475.31			Accrual-PO 680993-MECHANICAL CONS	Yes.159046.108901
	0110	111	016220	016220	108901	0000	0301	5624	20,444.99			Accrual-PO 680995-MECHANICAL CONS	Yes.159046.108901
	0110	111	016220	016220	107001	0000	0301	5623	18,000.00			Accrual-PO 682257-WEG ELECTRIC COP	Yes.159154.107001
	0110	111	016220	016220	107001	0000	0301	5623	25,028.00			Accrual-PO 673884-PRECISION COOLIN	Yes.160648.107001
	0110	111	016220	016220	107001	0000	0452	5623	17,389.00			Accrual-PO 673884-PRECISION COOLIN	Yes.160648.107001
	0110	111	016220	016220	107001	0000	0452	5623	14,779.77			Accrual-PO 675693-PROCESS PUMP AN	Yes.160685.107001
	0110	111	016220	016220	107001	0000	0452	5623	633.00			Accrual-PO 684038-PROCESS PUMP AN	Yes.160685.107001
	0110	111	016220	016220	107001	0000	0301	5623	2,000.00			Accrual-PO 684724-MISTRAS GROUP IN	Yes.160685.107001
	0110	111	016300	016300	107001	0000	0301	5645	4,000.00			Accrual-PO 625222-READY ELECTRIC-E	Yes.144541.107001
	0110	111	016300	016300	107001	0000	0452	5636	49,548.50			Accrual-PO 683609-ABB INC-45% OF CO	Yes.157261.107001-CT6
	0110	111	016300	016300	107001	0000	0301	5636	95,393.50			Accrual-PO 683609-ABB INC-45% OF CO	Yes.157261.107001-CT6
	0110	111	016300	016300	107001	0000	0452	5637	49,548.50			Accrual-PO 683609-ABB INC-45% OF CO	Yes.157261.107001-CT7
	0110	111	016300	016300	107001	0000	0301	5637	95,393.50			Accrual-PO 683609-ABB INC-45% OF CO	Yes.157261.107001-CT7
	0110	111	016220	016300	107001	0000	0301	5620	19,936.07			Accrual-PO 679433-READY ELECTRIC-E	Yes.160975.107001
	0110	111	016910	016910	107001	0000	0301	5691	5,410.00			Accrual-PO 682588-MECHANICAL CONS	Yes.161271.107001
	0110	111	016300	016300	549100	0000	0301	5636	900.00			Accrual-PO 635044-Airgas-Mid America-C	Yes.BRCTMEXP.CT6GAS
	0110	111	016300	016300	549100	0000	0301	5637	900.00			Accrual-PO 635044-Airgas-Mid America-C	Yes.BRCTMEXP.CT7GAS
	0110	111	016220	016220	505100	0000	0301	5620	950.00			Accrual-PO 543337-Airgas-Mid America-B	Yes.BRHYDCRBN.5620
	0110	111	016220	016220	502002	0000	0413	5620	1,000.00			Accrual-PO 580526-Brenntag MidSouth-BR	Yes.BRWTCHEM.5620
	0110	111	016220	016220	511100	0000	0303	5620	3,000.00			Accrual-PO -Day & Zimmerman-Cleaning S	Yes.BRSTRGR.5620
	0110	111	016220	016220	514100	0000	0301	5620	7,000.00			Accrual-PO 637541-Black and Veatch Cor	Yes.BRSFWLIC.RPM
	0110	111	016220	016220	502013	0000	0304	5620	60,913.00			Accrual-PO -SAILA-Landfill Operation	Yes.BRLANDFIL.502013
	0110	111	016300	016220	549100	0000	0663	5642	1,000.00			Accrual-PO 659558-Lake Village-Water	Yes.BRCTWTUSE.5642
	0110	111	016220	016220	506100	0000	0663	5620	1,000.00			Accrual-PO 659558-Lake Village-Water	Yes.BRWTRUSE.5620
	0110	111	016220	016220	513100	0000	0304	5620	67.30			Accrual-PO-DAY & ZIMMERMAN (ATLAN	Yes.BRAEEOH.7702872
	0110	111	016220	016220	512017	0000	0304	5623	326.62			Accrual-PO-PIC-TRAC SERVICES	Yes.BRASHHAND.7702230
	0110	111	016220	016220	512017	0000	0304	5620	269.20			Accrual-PO-DAY & ZIMMERMAN (ATLAN	Yes.BRASHHAND.7696398
	0110	111	016220	016220	512017	0000	0304	5620	269.20			Accrual-PO-DAY & ZIMMERMAN (ATLAN	Yes.BRASHHAND.7697245
	0110	111	016220	016220	512017	0000	0304	5620	269.20			Accrual-PO-DAY & ZIMMERMAN (ATLAN	Yes.BRASHHAND.7697801
	0110	111	016220	016220	512017	0000	0304	5620	269.20			Accrual-PO-DAY & ZIMMERMAN (ATLAN	Yes.BRASHHAND.7698665
	0110	111	016220	016220	512017	0000	0304	5620	168.25			Accrual-PO-DAY & ZIMMERMAN (ATLAN	Yes.BRASHHAND.7700018
	0110	111	016220	016220	512017	0000	0304	5620	313.49			Accrual-PO-DAY & ZIMMERMAN (ATLAN	Yes.BRASHHAND.7701664
	0110	111	016220	016220	512017	0000	0304	5620	313.49			Accrual-PO-DAY & ZIMMERMAN (ATLAN	Yes.BRASHHAND.7702487
	0110	111	016220	016220	512017	0000	0304	5620	313.49			Accrual-PO-DAY & ZIMMERMAN (ATLAN	Yes.BRASHHAND.7702849
	0110	111	016220	016220	512017	0000	0304	5620	335.64			Accrual-PO-DAY & ZIMMERMAN (ATLAN	Yes.BRASHHAND.7709589
	0110	111	016300	016220	552100	0000	0304	5642	18.31			Accrual-PO-DAY & ZIMMERMAN (ATLAN	Yes.BRCTSG.7699600

Attachment to Response to AG-RFC-2 Question 22(h)
 Case No. 2020-00350
 Page 5 of 166
 Garrett

Database ORAOEBSPROD.OEBSPROD
 Data Access Set LGE ENERGY LLC
 Ledger LGE ENERGY LLC
 Chart Of Accounts Accounting Flexfield
 Currency USD

Category * List - Text Accrual
 Source * List - Text Spreadsheet
 Accounting Date * List - Date 1/31/2020
 Group ID Number 12046
 Batch Name Text PG-SML
 Journal Name Text J701-0110-0120
 Journal Description Text Power Generation Accrual
 Reverse Journal List - Text Yes
 Reversal Period/Date List - Text FEB-2020

Upl	Company	Product	Org	Exp Org	Account	IC	Exp Type	Loc	Debit	Credit	Stat Amount	Line Description	Line DFF (Project.Task)
									* Number	* Number	Number	Text	List - Text
	0110	111	016300	016220	552100	0000	0304	5642	512.68			Accrual-PO-DAY & ZIMMERMAN (ATLAN	Yes.BRCTSG.7730953
	0110	111	016300	016220	552100	0000	0304	5642	73.24			Accrual-PO-DAY & ZIMMERMAN (ATLAN	Yes.BRCTSG.7008040
	0110	111	016300	016220	552100	0000	0304	5642	36.62			Accrual-PO-DAY & ZIMMERMAN (ATLAN	Yes.BRCTSG.7700423
	0110	111	016220	016220	512005	0000	0304	5630	122.70			Accrual-PO-DAY & ZIMMERMAN (ATLAN	Yes.BRFGDLHD.7695176
	0110	111	016220	016220	512005	0000	0304	5630	122.70			Accrual-PO-DAY & ZIMMERMAN (ATLAN	Yes.BRFGDLHD.7699859
	0110	111	016220	016220	512005	0000	0304	5630	76.66			Accrual-PO-DAY & ZIMMERMAN (ATLAN	Yes.BRFGDLHD.7694310
	0110	111	016220	016220	512005	0000	0304	5630	38.33			Accrual-PO-DAY & ZIMMERMAN (ATLAN	Yes.BRFGDLHD.7712934
	0110	111	016220	016220	512005	0000	0304	5630	74.38			Accrual-PO-DAY & ZIMMERMAN (ATLAN	Yes.BRFGDLHD.7699454
	0110	111	016220	016220	512005	0000	0304	5630	402.82			Accrual-PO-DAY & ZIMMERMAN (ATLAN	Yes.BRFGDLHD.7712949
	0110	111	016220	016220	512100	0000	0304	5620	122.70			Accrual-PO-DAY & ZIMMERMAN (ATLAN	Yes.BRFUELHAN.7690898
	0110	111	016220	016220	512100	0000	0304	5620	955.07			Accrual-PO-DAY & ZIMMERMAN (ATLAN	Yes.BRFUELHAN.7691778
	0110	111	016220	016220	512100	0000	0304	5624	122.70			Accrual-PO-DAY & ZIMMERMAN (ATLAN	Yes.BRFUELHAN.7691543
	0110	111	016220	016220	512100	0000	0304	5620	866.36			Accrual-PO-DAY & ZIMMERMAN (ATLAN	Yes.BRFUELHAN.7692306
	0110	111	016220	016220	512100	0000	0304	5620	718.51			Accrual-PO-DAY & ZIMMERMAN (ATLAN	Yes.BRFUELHAN.7695808
	0110	111	016220	016220	512100	0000	0304	5620	1,232.79			Accrual-PO-DAY & ZIMMERMAN (ATLAN	Yes.BRFUELHAN.7696024
	0110	111	016220	016220	512100	0000	0304	5620	240.98			Accrual-PO-DAY & ZIMMERMAN (ATLAN	Yes.BRFUELHAN.7696260
	0110	111	016220	016220	512100	0000	0304	5620	836.79			Accrual-PO-DAY & ZIMMERMAN (ATLAN	Yes.BRFUELHAN.7696404
	0110	111	016220	016220	512100	0000	0304	5620	900.35			Accrual-PO-DAY & ZIMMERMAN (ATLAN	Yes.BRFUELHAN.7698671
	0110	111	016220	016220	512100	0000	0304	5620	783.35			Accrual-PO-DAY & ZIMMERMAN (ATLAN	Yes.BRFUELHAN.7700023
	0110	111	016220	016220	512100	0000	0304	5620	2,235.95			Accrual-PO-DAY & ZIMMERMAN (ATLAN	Yes.BRFUELHAN.7702497
	0110	111	016220	016220	512100	0000	0304	5620	122.70			Accrual-PO-DAY & ZIMMERMAN (ATLAN	Yes.BRFUELHAN.7701221
	0110	111	016220	016220	512100	0000	0304	5620	2,167.98			Accrual-PO-DAY & ZIMMERMAN (ATLAN	Yes.BRFUELHAN.7702968
	0110	111	016220	016220	512100	0000	0304	5623	224.85			Accrual-PO-DAY & ZIMMERMAN (ATLAN	Yes.BRFUELHAN.7731270
	0110	111	016220	016220	512100	0000	0304	5620	1,401.93			Accrual-PO-DAY & ZIMMERMAN (ATLAN	Yes.BRFUELHAN.7701671
	0110	111	016220	016220	512100	0000	0304	5620	1,372.36			Accrual-PO-DAY & ZIMMERMAN (ATLAN	Yes.BRFUELHAN.7709595
	0110	111	016220	016220	512100	0000	0304	5620	236.56			Accrual-PO-DAY & ZIMMERMAN (ATLAN	Yes.BRFUELHAN.7695691
	0110	111	016220	016220	512100	0000	0304	5620	30.67			Accrual-PO-DAY & ZIMMERMAN (ATLAN	Yes.BRFUELHAN.7659806
	0110	111	016220	016220	512100	0000	0304	5620	570.66			Accrual-PO-DAY & ZIMMERMAN (ATLAN	Yes.BRFUELHAN.7691043
	0110	111	016220	016220	512100	0000	0304	5620	30.67			Accrual-PO-DAY & ZIMMERMAN (ATLAN	Yes.BRFUELHAN.7695114
	0110	111	016220	016220	512100	0000	0304	5620	30.67			Accrual-PO-DAY & ZIMMERMAN (ATLAN	Yes.BRFUELHAN.7722914
	0110	111	016220	016220	512100	0000	0304	5620	30.67			Accrual-PO-DAY & ZIMMERMAN (ATLAN	Yes.BRFUELHAN.7692216
	0110	111	016220	016220	512100	0000	0304	5620	692.25			Accrual-PO-DAY & ZIMMERMAN (ATLAN	Yes.BRFUELHAN.7693891
	0110	111	016220	016220	512100	0000	0304	5620	30.67			Accrual-PO-DAY & ZIMMERMAN (ATLAN	Yes.BRFUELHAN.7693586
	0110	111	016220	016220	512100	0000	0304	5620	692.25			Accrual-PO-DAY & ZIMMERMAN (ATLAN	Yes.BRFUELHAN.7695250
	0110	111	016220	016220	512100	0000	0304	5620	426.12			Accrual-PO-DAY & ZIMMERMAN (ATLAN	Yes.BRFUELHAN.7697253
	0110	111	016220	016220	512100	0000	0304	5620	60.24			Accrual-PO-DAY & ZIMMERMAN (ATLAN	Yes.BRFUELHAN.7697229
	0110	111	016220	016220	512100	0000	0304	5620	692.25			Accrual-PO-DAY & ZIMMERMAN (ATLAN	Yes.BRFUELHAN.7697915
	0110	111	016220	016220	512100	0000	0304	5620	30.67			Accrual-PO-DAY & ZIMMERMAN (ATLAN	Yes.BRFUELHAN.7698521

Attachment to Response to AG-RFC-2 Question 22(h)
 Case No. 2020-00350
 Page 6 of 166
 Garrett

Database ORAOEBSPROD.OEBSPROD
 Data Access Set LGE ENERGY LLC
 Ledger LGE ENERGY LLC
 Chart Of Accounts Accounting:Flexfield
 Currency USD

Category	* List - Text Accrual
Source	* List - Text Spreadsheet
Accounting Date	* List - Date 1/31/2020
Group ID	Number 12046
Batch Name	Text PG-SML
Journal Name	Text J701-0110-0120
Journal Description	Text Power Generation Accrual
Reverse Journal	List - Text Yes
Reversal/Period/Date	List - Text FEB-2020

Upl	Company	Product	Org	Exp Org	Account	IC	Exp Type	Loc	Debit	Credit	Stat Amount	Line Description	Line DFF (Project.Task)
					* List - Text				* Number	* Number	Number	Text	List - Text
	0110	111	016220	016220	512100	0000	0304	5620	722.93			Accrual-PO-DAY & ZIMMERMAN (ATLAN	Yes.BRFUELHAN.7700564
	0110	111	016220	016220	512100	0000	0304	5620	826.91			Accrual-PO-DAY & ZIMMERMAN (ATLAN	Yes.BRFUELHAN.7700889
	0110	111	016220	016220	512100	0000	0304	5620	30.67			Accrual-PO-DAY & ZIMMERMAN (ATLAN	Yes.BRFUELHAN.7702406
	0110	111	016220	016220	512100	0000	0304	5620	60.24			Accrual-PO-DAY & ZIMMERMAN (ATLAN	Yes.BRFUELHAN.7702914
	0110	111	016220	016220	512100	0000	0304	5620	16.82			Accrual-PO-DAY & ZIMMERMAN (ATLAN	Yes.BRFUELHAN.7721436
	0110	111	016220	016220	512100	0000	0304	5620	100.95			Accrual-PO-DAY & ZIMMERMAN (ATLAN	Yes.BRFUELHAN.7695761
	0110	111	016220	016220	512100	0000	0304	5620	134.60			Accrual-PO-DAY & ZIMMERMAN (ATLAN	Yes.BRFUELHAN.7897748
	0110	111	016220	016220	512100	0000	0304	5620	67.30			Accrual-PO-DAY & ZIMMERMAN (ATLAN	Yes.BRFUELHAN.7713882
	0110	111	016220	016220	512100	0000	0304	5620	67.30			Accrual-PO-DAY & ZIMMERMAN (ATLAN	Yes.BRFUELHAN.7702156
	0110	111	016220	016220	512100	0000	0304	5620	134.60			Accrual-PO-DAY & ZIMMERMAN (ATLAN	Yes.BRFUELHAN.7700890
	0110	111	016220	016220	512100	0000	0304	5620	29.57			Accrual-PO-DAY & ZIMMERMAN (ATLAN	Yes.BRFUELHAN.7711402
	0110	111	016220	016220	512100	0000	0304	5623	88.71			Accrual-PO-DAY & ZIMMERMAN (ATLAN	Yes.BRFUELHAN.7691514
	0110	111	016220	016220	512100	0000	0304	5623	88.71			Accrual-PO-DAY & ZIMMERMAN (ATLAN	Yes.BRFUELHAN.7696839
	0110	111	016220	016220	512100	0000	0304	5624	88.71			Accrual-PO-DAY & ZIMMERMAN (ATLAN	Yes.BRFUELHAN.7696868
	0110	111	016220	016220	512100	0000	0304	5623	88.71			Accrual-PO-DAY & ZIMMERMAN (ATLAN	Yes.BRFUELHAN.7702082
	0110	111	016220	016220	512100	0000	0304	5624	88.71			Accrual-PO-DAY & ZIMMERMAN (ATLAN	Yes.BRFUELHAN.7702146
	0110	111	016220	016220	512100	0000	0304	5620	73.24			Accrual-PO-DAY & ZIMMERMAN (ATLAN	Yes.BRFUELHAN.7715327
	0110	111	016220	016220	511100	0000	0304	5620	37.47			Accrual-PO-DAY & ZIMMERMAN (ATLAN	Yes.BRMISCEQ.7696327
	0110	111	016220	016220	514100	0000	0304	5620	114.99			Accrual-PO-DAY & ZIMMERMAN (ATLAN	Yes.BRMISCEQ.7701264
	0110	111	016220	016220	513100	0000	0304	5620	153.32			Accrual-PO-DAY & ZIMMERMAN (ATLAN	Yes.BRMISCEQ.7702111
	0110	111	016220	016220	511100	0000	0304	5623	4,688.58			Accrual-PO-DAY & ZIMMERMAN (ATLAN	Yes.BRMISCEQ.7726156
	0110	111	016220	016220	514100	0000	0304	5620	84.12			Accrual-PO-DAY & ZIMMERMAN (ATLAN	Yes.BRMISCEQ.7695621
	0110	111	016220	016220	514100	0000	0304	5620	67.30			Accrual-PO-DAY & ZIMMERMAN (ATLAN	Yes.BRMISCEQ.7695641
	0110	111	016220	016220	514100	0000	0304	5620	67.30			Accrual-PO-DAY & ZIMMERMAN (ATLAN	Yes.BRMISCEQ.7695646
	0110	111	016220	016220	514100	0000	0304	5620	33.65			Accrual-PO-DAY & ZIMMERMAN (ATLAN	Yes.BRMISCEQ.7733061
	0110	111	016220	016220	514100	0000	0304	5620	33.65			Accrual-PO-DAY & ZIMMERMAN (ATLAN	Yes.BRMISCEQ.7698454
	0110	111	016220	016220	514100	0000	0304	5620	67.30			Accrual-PO-DAY & ZIMMERMAN (ATLAN	Yes.BRMISCEQ.7695651
	0110	111	016220	016220	514100	0000	0304	5620	67.30			Accrual-PO-DAY & ZIMMERMAN (ATLAN	Yes.BRMISCEQ.7695767
	0110	111	016220	016220	514100	0000	0304	5620	67.30			Accrual-PO-DAY & ZIMMERMAN (ATLAN	Yes.BRMISCEQ.7695777
	0110	111	016220	016220	514100	0000	0304	5620	33.65			Accrual-PO-DAY & ZIMMERMAN (ATLAN	Yes.BRMISCEQ.7716279
	0110	111	016220	016220	514100	0000	0304	5620	67.30			Accrual-PO-DAY & ZIMMERMAN (ATLAN	Yes.BRMISCEQ.7709488
	0110	111	016220	016220	514100	0000	0304	5620	67.30			Accrual-PO-DAY & ZIMMERMAN (ATLAN	Yes.BRMISCEQ.7702295
	0110	111	016220	016220	514100	0000	0304	5620	67.30			Accrual-PO-DAY & ZIMMERMAN (ATLAN	Yes.BRMISCEQ.7738416
	0110	111	016220	016220	514100	0000	0304	5620	50.48			Accrual-PO-DAY & ZIMMERMAN (ATLAN	Yes.BRMISCEQ.7711349
	0110	111	016220	016220	514100	0000	0304	5620	117.78			Accrual-PO-DAY & ZIMMERMAN (ATLAN	Yes.BRMISCEQ.7713039
	0110	111	016220	016220	514100	0000	0304	5620	33.65			Accrual-PO-DAY & ZIMMERMAN (ATLAN	Yes.BRMISCEQ.7702000
	0110	111	016220	016220	511100	0000	0304	5620	8,779.50			Accrual-PO-DAY & ZIMMERMAN (ATLAN	Yes.BRSTRGR.7084280
	0110	111	016220	016220	511100	0000	0304	5620	446.28			Accrual-PO-DAY & ZIMMERMAN (ATLAN	Yes.BRSTRGR.7698869

Attachment to Response to AG-KRUC-2 Question 22(h)
 Case No 2020-00350
 Garrett

Database ORAOEBSPROD.OEBSPROD
 Data Access Set LGE ENERGY LLC
 Ledger LGE ENERGY LLC
 Chart Of Accounts Accounting Flexfield
 Currency USD

Category	*List - Text	Accrual
Source	*List - Text	Spreadsheet
Accounting Date	*List - Date	1/31/2020
Group ID	Number	12046
Batch Name	Text	PG-SML
Journal Name	Text	J701-0110-0120
Journal Description	Text	Power Generation Accrual
Reverse Journal	List - Text	Yes
Reversal Period/Date	List - Text	FEB-2020

Upl	Company	Product	Org	Exp Org	Account	IC	Exp Type	Loc	Debit	Credit	Stat Amount	Line Description	Line DFF (Project.Task)
									* Number	* Number	Number	Text	List - Text
	0110	111	016220	016220	511100	0000	0304	5620	87.96			Accrual-PO-PIC-TRAC SERVICES	Yes.BRSTRGR.7713122
	0110	111	016220	016220	511100	0000	0304	5620	567.44			Accrual-PO-PIC-TRAC SERVICES	Yes.BRSTRGR.7702970
	0110	111	016220	016220	511100	0000	0304	5620	262.33			Accrual-PO-DAY & ZIMMERMAN (ATLAN	Yes.BRSTRGR.7696400
	0110	111	016220	016220	511100	0000	0304	5620	223.14			Accrual-PO-DAY & ZIMMERMAN (ATLAN	Yes.BRSTRGR.7010934
	0110	111	016220	016220	511100	0000	0304	5620	191.65			Accrual-PO-DAY & ZIMMERMAN (ATLAN	Yes.BRSTRGR.7618799
	0110	111	016220	016220	511100	0000	0304	5620	111.57			Accrual-PO-DAY & ZIMMERMAN (ATLAN	Yes.BRSTRGR.7698660
	0110	111	016220	016220	511100	0000	0304	5620	111.57			Accrual-PO-DAY & ZIMMERMAN (ATLAN	Yes.BRSTRGR.7709584
	0110	111	016220	016220	511100	0000	0304	5620	321.28			Accrual-PO-DAY & ZIMMERMAN (ATLAN	Yes.BRSTRGR.7696403
	0110	111	016220	016220	511100	0000	0304	5620	321.28			Accrual-PO-DAY & ZIMMERMAN (ATLAN	Yes.BRSTRGR.7697814
	0110	111	016220	016220	511100	0000	0304	5620	321.28			Accrual-PO-DAY & ZIMMERMAN (ATLAN	Yes.BRSTRGR.7698670
	0110	111	016220	016220	511100	0000	0304	5620	916.32			Accrual-PO-DAY & ZIMMERMAN (ATLAN	Yes.BRSTRGR.7700022
	0110	111	016220	016220	511100	0000	0304	5620	309.12			Accrual-PO-DAY & ZIMMERMAN (ATLAN	Yes.BRSTRGR.7701670
	0110	111	016220	016220	511100	0000	0304	5620	169.68			Accrual-PO-DAY & ZIMMERMAN (ATLAN	Yes.BRSTRGR.7702496
	0110	111	016220	016220	511100	0000	0304	5620	217.06			Accrual-PO-DAY & ZIMMERMAN (ATLAN	Yes.BRSTRGR.7702967
	0110	111	016220	016220	511100	0000	0304	5620	169.68			Accrual-PO-DAY & ZIMMERMAN (ATLAN	Yes.BRSTRGR.7709594
	0110	111	016220	016220	511100	0000	0304	5620	30.67			Accrual-PO-DAY & ZIMMERMAN (ATLAN	Yes.BRSTRGR.7633119
	0110	111	016220	016220	511100	0000	0304	5620	147.28			Accrual-PO-DAY & ZIMMERMAN (ATLAN	Yes.BRSTRGR.7729869
	0110	111	016220	016220	511100	0000	0304	5620	746.64			Accrual-PO-DAY & ZIMMERMAN (ATLAN	Yes.BRSTRGR.7697252
	0110	111	016220	016220	511100	0000	0304	5620	148.76			Accrual-PO-DAY & ZIMMERMAN (ATLAN	Yes.BRSTRGR.7697832
	0110	111	016220	016220	511100	0000	0304	5620	595.04			Accrual-PO-DAY & ZIMMERMAN (ATLAN	Yes.BRSTRGR.7661863
	0110	111	016220	016220	511100	0000	0304	5620	1,849.31			Accrual-PO-DAY & ZIMMERMAN (ATLAN	Yes.BRSTRGR.7724149
	0110	111	016220	016220	511100	0000	0304	5620	67.30			Accrual-PO-DAY & ZIMMERMAN (ATLAN	Yes.BRSTRGR.7699387
	0110	111	016220	016220	511100	0000	0304	5620	73.24			Accrual-PO-DAY & ZIMMERMAN (ATLAN	Yes.BRSTRGR.7701667
	0110	111	016220	016220	511100	0000	0304	5620	73.24			Accrual-PO-DAY & ZIMMERMAN (ATLAN	Yes.BRSTRGR.7702494
	0110	111	016220	016220	511100	0000	0304	5620	73.24			Accrual-PO-DAY & ZIMMERMAN (ATLAN	Yes.BRSTRGR.7702965
	0110	111	016220	016220	511100	0000	0304	5620	73.24			Accrual-PO-DAY & ZIMMERMAN (ATLAN	Yes.BRSTRGR.7709592
	0110	111	016910	016220	544100	0000	0304	5691	67.30			Accrual-PO-DAY & ZIMMERMAN (ATLAN	Yes.DXAE.7702891
	0110	111	016910	016220	545100	0000	0304	5691	76.66			Accrual-PO-DAY & ZIMMERMAN (ATLAN	Yes.DXMPE.7699430
	0110	111	016910	016220	545100	0000	0304	5691	38.33			Accrual-PO-DAY & ZIMMERMAN (ATLAN	Yes.DXMPE.7699440
	0110	111	016910	016220	544100	0000	0304	5691	76.66			Accrual-PO-DAY & ZIMMERMAN (ATLAN	Yes.DXMPE.7700726
	0110	111	016910	016220	545100	0000	0304	5691	73.24			Accrual-PO-DAY & ZIMMERMAN (ATLAN	Yes.DXMPE.7700788
	0110	111	016910	016220	542100	0000	0304	5691	74.95			Accrual-PO-DAY & ZIMMERMAN (ATLAN	Yes.DXSTRGR.7696386
	0110	111	016910	016220	542100	0000	0304	5691	74.95			Accrual-PO-DAY & ZIMMERMAN (ATLAN	Yes.DXSTRGR.7697796
	0110	111	016910	016220	542100	0000	0304	5691	76.66			Accrual-PO-DAY & ZIMMERMAN (ATLAN	Yes.DXSTRGR.7698466
	0110	111	016910	016220	542100	0000	0304	5691	76.09			Accrual-PO-DAY & ZIMMERMAN (ATLAN	Yes.DXSTRGR.7700013
	0110	111	016910	016220	542100	0000	0304	5691	299.80			Accrual-PO-DAY & ZIMMERMAN (ATLAN	Yes.DXSTRGR.7702492
	0110	111	016910	016220	542100	0000	0304	5691	74.38			Accrual-PO-DAY & ZIMMERMAN (ATLAN	Yes.DXSTRGR.7697240
	0110	111	016910	016220	542100	0000	0304	5691	73.24			Accrual-PO-DAY & ZIMMERMAN (ATLAN	Yes.DXSTRGR.7698658

Attachment to Response to AG-RTU C-2 Question 22(h)
 Case No 2020-00350
 Page 8 of 166
 Garrett

Database ORAOEBSPROD.OEBSPROD
 Data Access Set LGE ENERGY LLC
 Ledger LGE ENERGY LLC
 Chart Of Accounts Accounting Flexfield
 Currency USD

Category	* List - Text Accrual
Source	* List - Text Spreadsheet
Accounting Date	* List - Date 1/31/2020
Group ID	Number 12046
Batch Name	Text PG-SML
Journal Name	Text J701-0110-0120
Journal Description	Text Power Generation Accrual
Reverse Journal	List - Text Yes
Reversal Period/Date	List - Text FEB-2020

Upl	Company	Product	Org	Exp Org	Account	IC	Exp Type	Loc	Debit	Credit	Stat Amount	Line Description	Line DFF (Project.Task)
					* List - Text				* Number	* Number	Number	Text	List - Text
	0110	111	016910	016220	542100	0000	0304	5691	36.62			Accrual-PO-DAY & ZIMMERMAN (ATLAN	Yes:DXSTRGR.7701651
	0110	111	016910	016220	542100	0000	0304	5691	36.62			Accrual-PO-DAY & ZIMMERMAN (ATLAN	Yes:DXSTRGR.7702478
	0110	111	016910	016220	542100	0000	0304	5691	36.62			Accrual-PO-DAY & ZIMMERMAN (ATLAN	Yes:DXSTRGR.7702953
	0110	111	016910	016220	542100	0000	0304	5691	36.62			Accrual-PO-DAY & ZIMMERMAN (ATLAN	Yes:DXSTRGR.7709582
	0110	111	016910	016220	542100	0000	0304	5691	36.62			Accrual-PO-DAY & ZIMMERMAN (ATLAN	Yes:DXSTRGR.7700447
	0110	111	016300	016220	554100	0000	0304	5633	109.86			Accrual-PO-DAY & ZIMMERMAN (ATLAN	Yes:BRCTSTOR.7696999
	0110	111	016220	016220	512100	0000	0304	5623	43.98			Accrual-PO-PIC-TRAC SERVICES	Yes:BRPULV.7734752
	0110	111	016220	016220	513100	0000	0304	5623	1,201.92			Accrual-PO-PIC-TRAC SERVICES	Yes:BRCIRCWAT.7735903
	0110	111	016220	016220	513100	0000	0304	5623	867.91			Accrual-PO-DAY & ZIMMERMAN (ATLAN	Yes:BRSRVWAT.7686983
	0110	111	016220	016220	512005	0000	0304	5630	73.24			Accrual-PO-DAY & ZIMMERMAN (ATLAN	Yes:BRFGDABS.7734029
	0110	111	016220	016220	512100	0000	0304	5623	725.12			Accrual-PO-PIC-TRAC SERVICES	Yes:BRBOILDR.7741610
	0110	111	016220	016220	502013	0000	0304	5620	3,837.50			Accrual-PO-DAY & ZIMMERMAN (ATLAN	Yes:BRCCROPS.7322092
	0110	111	016220	016220	512107	0000	0304	5620	148.76			Accrual-PO-DAY & ZIMMERMAN (ATLAN	Yes:BRCCRMPE.7699986
	0110	111	016300	016220	554100	0000	0304	5642	36.62			Accrual-PO-DAY & ZIMMERMAN (ATLAN	Yes:BRCTMPE.7696980
	0110	111	016300	016220	554100	0000	0304	5642	73.24			Accrual-PO-DAY & ZIMMERMAN (ATLAN	Yes:BRCTMPE.7697650
	0110	111	016300	016220	554100	0000	0304	5642	73.24			Accrual-PO-DAY & ZIMMERMAN (ATLAN	Yes:BRCTMPE.7697672
	0110	111	016300	016220	554100	0000	0304	5642	274.65			Accrual-PO-DAY & ZIMMERMAN (ATLAN	Yes:BRCTMPE.7697086
	0110	111	016300	016220	554100	0000	0304	5642	73.24			Accrual-PO-DAY & ZIMMERMAN (ATLAN	Yes:BRCTMPE.7690671
	0110	111	016220	016220	512005	0000	0304	5630	307.86			Accrual-PO-PIC-TRAC SERVICES	Yes:BRFGDIMS.7730911
	0110	111	016220	016220	512152	0000	0304	5623	186.64			Accrual-PO-PIC-TRAC SERVICES	Yes:BRACQOTH.7731269
	0110	111	016220	016220	512156	0000	0304	5623	186.64			Accrual-PO-PIC-TRAC SERVICES	Yes:BR3FFASH.7734756
	0110	111	016220	016220	512107	0000	0304	5620	153.32			Accrual-PO-DAY & ZIMMERMAN (ATLAN	Yes:BRCCRWTR.7735911
	0110	111	016910	016220	545100	0000	0304	5691	38.33			Accrual-PO-DAY & ZIMMERMAN (ATLAN	Yes:DXCOMPAIR.7700771
	0110	111	016910	016220	544100	0000	0304	5691	113.28			Accrual-PO-DAY & ZIMMERMAN (ATLAN	Yes:DXBEARWAT.7735836
	0110	111	016910	016220	544100	0000	0304	5691	38.33			Accrual-PO-DAY & ZIMMERMAN (ATLAN	Yes:DXTURGEN.7701074
	0110	111	016910	016220	544100	0000	0304	5691	36.62			Accrual-PO-DAY & ZIMMERMAN (ATLAN	Yes:DXTURGEN.7701094
	0110	111	016220	016220	512005	0000	0304	5630	1,030.96			Accrual-PO-DAY & ZIMMERMAN (ATLAN	Yes:BRFGDMPE.7732335
	0110	111	016220	016220	512107	0000	0304	5620	297.52			Accrual-PO-DAY & ZIMMERMAN (ATLAN	Yes:BRCCRGYP.7726860
	0110	111	016220	016220	512107	0000	0304	5620	109.86			Accrual-PO-DAY & ZIMMERMAN (ATLAN	Yes:BRCCRBOT.7738410
	0110	111	016300	016220	554100	0000	0304	5639	183.10			Accrual-PO-DAY & ZIMMERMAN (ATLAN	Yes:BRCTNOE.7735818
	0110	111	016220	016220	512107	0000	0304	5620	73.24			Accrual-PO-DAY & ZIMMERMAN (ATLAN	Yes:BRCCRAIR.7648494
	0110	111	016220	016220	511100	0000	0301	5620	3,000.00			Accrual-PO 685331-DOSS AND HORKY I	Yes:BRSTRGR.5620
	0110	111	016520	016520	107001	0000	0301	5652	68,754.00			OVERHAUL 2-1 BFP	Yes.152770.7544989
	0110	111	016520	016520	107001	0000	0301	5653	68,956.00			OVERHAUL 3-2 BFP	Yes.152770.7544989
	0110	112	016520	016520	511100	0000	0301	5651	1,080.00			U-1 BOILER WASH DOWN INCORP	Yes.152770.7544989

Attachment for Response to AG-1110-2020-00350 Question 22(h)
 Case No. 2020-00350

Database ORAOEBSPROD.OEBSPROD
 Data Access Set LGE ENERGY LLC
 Ledger LGE ENERGY LLC
 Chart Of Accounts Accounting Flexfield
 Currency USD

Category	* List - Text Accrual
Source	* List - Text Spreadsheet
Accounting Date	* List - Date 1/31/2020
Group ID	Number 12046
Batch Name	Text PG-SML
Journal Name	Text J701-0110-0120
Journal Description	Text Power Generation Accrual
Reverse Journal	List - Text Yes
Reversal Period/Date	List - Text FEB-2020

Upl	Company	Product	Org	Exp Org	Account	IC	Exp Type	Loc	Debit * Number	Credit * Number	Stat Amount Number	Line Description Text	Line DFF (Project.Task) List - Text
	0110	111	016520	016520	512100	0000	0304	5657	1,140.00			TRANSFER HOUSE 4 DUST COLLECTOR INSU. WORK	Yes.GHFUELHDL.7735883
	0110	111	016520	016520	107001	0000	0301	5651	1,440.00			U-1 HVAC CONDENSER INSULATION	Yes.156593.7724226
	0110	111	016520	016520	511100	0000	0304	5656	240.00			3/4 CONTROL ROOM EXHAUST FAN SCAFFOLD	Yes.GHSTRGRND.7738499
	0110	111	016520	016520	512107	0000	0304	5654	240.00			U-4 INERT FINES DRAIN SCAFFOLD DEMO U-3 HYDROCYCLONE SCAFFOLD	Yes.GHCCRGYP.7738383
	0110	111	016520	016520	512107	0000	0304	5653	240.00			2-1 AUX SUMP DISCH. GAUGE FROZEN INSU. GAUGE	Yes.GHCCRGYP.7674433
	0110	111	016520	016520	511100	0000	0304	5652	300.00			ALTER SCAFFOLD U-1 4TH FLOOR: B CORNER FOR CABLE	Yes.GHMISCP.7734620
	0110	111	016520	016520	512100	0000	0304	5651	360.00			REPAIR INSULATION AT 1/2 FA AIR COMPRESSOR	Yes.GHPULCOAL.7728812
	0110	111	016520	016520	512107	0000	0304	5655	360.00			SCAFFOLD FOR U-4 BFPT NOZZLE INSPECTION	Yes.GHCCRASH.7738487
	0110	111	016520	016520	512100	0000	0304	5654	450.00			WATER WALL SAMPLES FOR PROJECT UNIT 1	Yes.GHFDWTR.7738461
	0110	111	016520	016520	108901	0000	0304	5651	270.00			INCORP SUPERVISOR TRACKING	Yes.154989.7721678
	0110	111	016520	016520	512100	0000	0304	5651	2,280.00			2020 CCR SYSTEM AIR COMPRESSOR PM (AIR SYSTEMS)	Yes.GHBOILER.7710048
	0110	111	016520	016520	512107	0000	0301	5657	5,577.00			(2020) PLANT SYSTEM AIR COMPRESSORS PM (AIR SYSTEMS)	Yes.GHCCRGYP.7726126
	0110	111	016520	016520	513100	0000	0301	5651	3,909.00			(2020) PJFF SYSTEM AIR COMPRESSORS PM (AIR SYSTEMS)	Yes.GHCOMPAIR.7726127
	0110	111	016520	016520	512156	0000	0301	5651	3,898.00			(2020) SO3 SYSTEM AIR COMPRESSORS PM (AIR SYSTEMS)	Yes.GHPJFF.7726129
	0110	111	016520	016520	512152	0000	0301	5651	2,653.00			(2020) FPG CONSUMABLES	Yes.GHSO3MNT.7726131
	0110	111	016520	016520	511100	0000	0301	5657	10,300.00			GH4 PJFF BAG REPLACEMENT - INVESTMENT	Yes.GHSTRGRND.7710144
	0110	111	016520	016520	107001	0000	0301	5654	74,648.00			GH4 PJFF BAG REPLACEMENT - RETIREMENT	Yes.135284.7294520
	0110	111	016520	016520	108901	0000	0301	5654	155,484.00			30% Milestone Payment based on delivery	Yes.135284.7294523
	0110	111	016520	016520	107001	0000	0452	5654	370,912.50			Change order #1 - Added Scope (WSL-4)	Yes.155017.7325710
	0110	111	016520	016520	107001	0000	0452	5654	2,625.00			Monthly Landfill Fee	Yes.137474.7324764
	0110	111	016520	016520	502013	0000	0304	5657	56,400.00			Gypsum Sales - ECR	Yes.GHCROPS.CCROPS
	0110	111	016520	016520	502011	0000	0699	5657		135,217.33		Gypsum Sales - Non ECR	Yes.GHGYPSAL.GYP SALES ECR
	0110	111	016520	016520	502001	0000	0699	5657		36,666.67		Gypsum Sales - ECR - Premium	Yes.GHGYPSALE.GYPSUM SALES
	0110	111	016520	016520	502011	0000	0699	5657		22,892.00		Ash Sales	Yes.GHGYPSAL.GYP SALES ECR
	0110	111	016520	016520	501253	0000	0699	5654		8,306.40		Auxiliary Labor - The Atlantic Group	Yes.146669.U.7387074
	0110	111	018834	016520	163012	0000	0301	5657	2,666.16			Auxiliary Labor - The Atlantic Group	Yes.158956.7692183
	0110	111	016520	016520	107001	0000	0301	5651	3,848.96				

Attachment to Response to AG-KrUC-2 Question 22(h)
 Case No. 2020-00350
 Page 10 of 166
 Garrett

Database ORAOEBSPROD.OEBSPROD
 Data Access Set LGE:ENERGY LLC
 Ledger LGE ENERGY LLC
 Chart Of Accounts Accounting Flexfield
 Currency USD

Category *List - Text Accrual
 Source *List - Text Spreadsheet
 Accounting Date *List - Date 1/31/2020
 Group ID Number 12046
 Batch Name Text PG-SML
 Journal Name Text J701-0110-0120
 Journal Description Text Power Generation Accrual
 Reverse Journal List - Text Yes
 Reversal Period/Date List - Text FEB-2020

Upl	Company	Product	Org	Exp Org	Account	IC	Exp Type	Loc	Debit	Credit	Stat Amount	Line Description	Line DFF (Project.Task)
									* Number	* Number	Number	Text	List - Text
	0110	111	016520	016520	512100	0000	0301	5651	2,373.60			Auxiliary Labor - The Atlantic Group	Yes.GH1S20.7706631
	0110	111	016520	016520	512100	0000	0301	5651	928.64			Auxiliary Labor - The Atlantic Group	Yes.GH1S20.7733931
	0110	111	016520	016520	512100	0000	0301	5653	182.16			Auxiliary Labor - The Atlantic Group	Yes.GH3F20.7692093
	0110	111	016520	016520	512017	0000	0301	5657	3,230.08			Auxiliary Labor - The Atlantic Group	Yes.GHASHHDL.7721635
	0110	111	016520	016520	512107	0000	0301	5657	2,926.63			Auxiliary Labor - The Atlantic Group	Yes.GHCCRASH.7310396
	0110	111	016520	016520	513100	0000	0301	5655	464.32			Auxiliary Labor - The Atlantic Group	Yes.GHCIRCWTR.7633816
	0110	111	016520	016520	513100	0000	0301	5653	2,857.68			Auxiliary Labor - The Atlantic Group	Yes.GHCIRCWTR.7700314
	0110	111	016520	016520	512005	0000	0301	5654	96.60			Auxiliary Labor - The Atlantic Group	Yes.GHFGD.7666941
	0110	111	016520	016520	502003	0000	0301	5657	300.00			Auxiliary Labor - The Atlantic Group	Yes.GHFGDOPS.7345607
	0110	111	016520	016520	512100	0000	0301	5657	3,386.86			Auxiliary Labor - The Atlantic Group	Yes.GHFUELHDL.7545069
	0110	111	016520	016520	512100	0000	0301	5651	282.16			Auxiliary Labor - The Atlantic Group	Yes.GHFUELHDL.7684483
	0110	111	016520	016520	512100	0000	0301	5656	6,854.40			Auxiliary Labor - The Atlantic Group	Yes.GHFUELHDL.7726071
	0110	111	016520	016520	512100	0000	0301	5657	327.70			Auxiliary Labor - The Atlantic Group	Yes.GHFUELHDL.7733137
	0110	111	016520	016520	512100	0000	0301	5657	282.16			Auxiliary Labor - The Atlantic Group	Yes.GHFUELHDL.7740613
	0110	111	016520	016520	512100	0000	0301	5657	182.16			Auxiliary Labor - The Atlantic Group	Yes.GHFUELHDL.7740615
	0110	111	016520	016520	512100	0000	0301	5657	182.16			Auxiliary Labor - The Atlantic Group	Yes.GHFUELHDL.7740620
	0110	111	016520	016520	512152	0000	0301	5652	464.32			Auxiliary Labor - The Atlantic Group	Yes.GHSO3MNT.7737006
	0110	111	016520	016520	511100	0000	0301	5657	5,941.48			Auxiliary Labor - The Atlantic Group	Yes.GHSTRGRND.7733004
	0110	111	016520	016520	513100	0000	0301	5652	1,923.52			Auxiliary Labor - The Atlantic Group	Yes.GHTURBGEN.7728157
	0110	111	018834	016520	163012	0000	0304	5657	5,035.92			Supplemental Labor - The Atlantic Group	Yes.146660KU.7387074
	0110	111	015730	016520	107001	0000	0304	5657	17,769.32			Supplemental Labor - The Atlantic Group	Yes.152379.7439785
	0110	111	016520	016520	108901	0000	0304	5657	13,061.93			Supplemental Labor - The Atlantic Group	Yes.161218.7679708
	0110	111	016520	016520	108901	0000	0304	5652	534.99			Supplemental Labor - The Atlantic Group	Yes.161457.7631065
	0110	111	016520	016520	512100	0000	0304	5653	416.55			Supplemental Labor - The Atlantic Group	Yes.GH3F20.7692093
	0110	112	016520	016520	512100	0000	0304	5654	614.22			Supplemental Labor - The Atlantic Group	Yes.GH4F20.7646580
	0110	111	016520	016520	513100	0000	0304	5654	509.07			Supplemental Labor - The Atlantic Group	Yes.GHAEEOH.7622672
	0110	111	016520	016520	512017	0000	0304	5652	40.36			Supplemental Labor - The Atlantic Group	Yes.GHASHHDL.7702852
	0110	111	016520	016520	512017	0000	0304	5652	40.36			Supplemental Labor - The Atlantic Group	Yes.GHASHHDL.7702856
	0110	111	016520	016520	512017	0000	0304	5651	87.84			Supplemental Labor - The Atlantic Group	Yes.GHASHHDL.7709148
	0110	111	016520	016520	512017	0000	0304	5654	175.68			Supplemental Labor - The Atlantic Group	Yes.GHASHHDL.7712070

Attachment to Response to AG-RFOC-2 Question 22(h)
 Case No. 2020-00350
 Page 11 of 166
 Garrett

Database ORAOEBSPROD.OEBSPROD
 Data Access Set LGE ENERGY LLC
 Ledger LGE ENERGY LLC
 Chart Of Accounts Accounting Flexfield
 Currency USD

Category	* List - Text Accrual
Source	* List - Text Spreadsheet
Accounting Date	* List - Date 1/31/2020
Group ID	Number 12046
Batch Name	Text PG-SML
Journal Name	Text J701-0110-0120
Journal Description	Text Power Generation Accrual
Reverse Journal	List - Text Yes
Reversal Period/Date	List - Text FEB-2020

Upl	Company	Product	Org	Exp Org	Account	IC	Exp Type	Loc	Debit * Number	Credit * Number	Stat Amount Number	Line Description Text	Line DFF (Project.Task) List - Text
	0110	111	016520	016520	512017	0000	0304	5657	6,815.19			Supplemental Labor - The Atlantic Group	Yes.GHASHHDL.7721635
	0110	111	016520	016520	512017	0000	0304	5653	43.92			Supplemental Labor - The Atlantic Group	Yes.GHASHHDL.7733362
	0110	111	016520	016520	512017	0000	0304	5654	43.92			Supplemental Labor - The Atlantic Group	Yes.GHASHHDL.7733363
	0110	111	016520	016520	512017	0000	0304	5653	931.04			Supplemental Labor - The Atlantic Group	Yes.GHASHHDL.7735846
	0110	111	016520	016520	512100	0000	0304	5651	87.84			Supplemental Labor - The Atlantic Group	Yes.GHBLRDFT.7727536
	0110	111	016520	016520	512100	0000	0304	5652	966.24			Supplemental Labor - The Atlantic Group	Yes.GHBOILER.7684828
	0110	111	016520	016520	512100	0000	0304	5651	40.36			Supplemental Labor - The Atlantic Group	Yes.GHBOILER.7691448
	0110	111	016520	016520	512100	0000	0304	5653	80.72			Supplemental Labor - The Atlantic Group	Yes.GHBRGWTR.7701073
	0110	111	016520	016520	512100	0000	0304	5653	60.54			Supplemental Labor - The Atlantic Group	Yes.GHBRGWTR.7701675
	0110	111	016520	016520	512107	0000	0304	5657	34,110.86			Supplemental Labor - The Atlantic Group	Yes.GHCCRASH.7310396
	0110	111	016520	016520	512107	0000	0304	5657	2,290.92			Supplemental Labor - The Atlantic Group	Yes.GHCCRASH.7684140
	0110	111	016520	016520	512107	0000	0304	5657	410.50			Supplemental Labor - The Atlantic Group	Yes.GHCCRASH.7691044
	0110	111	016520	016520	512107	0000	0304	5657	375.06			Supplemental Labor - The Atlantic Group	Yes.GHCCRASH.7696405
	0110	111	016520	016520	512107	0000	0304	5657	181.64			Supplemental Labor - The Atlantic Group	Yes.GHCCRASH.7698672
	0110	111	016520	016520	512107	0000	0304	5657	237.40			Supplemental Labor - The Atlantic Group	Yes.GHCCRASH.7698674
	0110	111	016520	016520	512107	0000	0304	5657	3,240.38			Supplemental Labor - The Atlantic Group	Yes.GHCCRASH.7698872
	0110	111	016520	016520	512107	0000	0304	5657	606.50			Supplemental Labor - The Atlantic Group	Yes.GHCCRASH.7701672
	0110	111	016520	016520	512107	0000	0304	5657	1,145.46			Supplemental Labor - The Atlantic Group	Yes.GHCCRASH.7722331
	0110	111	016520	016520	512107	0000	0304	5657	123.30			Supplemental Labor - The Atlantic Group	Yes.GHCCRASH.7722876
	0110	111	016520	016520	512107	0000	0304	5657	864.98			Supplemental Labor - The Atlantic Group	Yes.GHCCRASH.7739281
	0110	111	016520	016520	512107	0000	0304	5657	3,840.60			Supplemental Labor - The Atlantic Group	Yes.GHCCRGYP.7440504
	0110	111	016520	016520	512107	0000	0304	5657	199.36			Supplemental Labor - The Atlantic Group	Yes.GHCCRGYP.7701958
	0110	111	016520	016520	512107	0000	0304	5657	269.48			Supplemental Labor - The Atlantic Group	Yes.GHCCRGYP.7713147

Attachment to Response to AG-KIUC-2 Question 22(h)
 Case No. 2020-00350
 Page 12 of 166

Database ORAOBSPROD.OEBSPROD
 Data Access Set LGE ENERGY LLC
 Ledger LGE ENERGY LLC
 Chart Of Accounts Accounting Flexfield
 Currency USD

Category	* List - Text Accrual
Source	* List - Text Spreadsheet
Accounting Date	* List - Date 1/31/2020
Group ID	Number 12046
Batch Name	Text PG-SML
Journal Name	Text J701-0110-0120
Journal Description	Text Power Generation Accrual
Reverse Journal	List - Text Yes
Reversal Period/Date	List - Text FEB-2020

Upl	Company	Product	Org	Exp Org	Account	IC	Exp Type	Loc	Debit	Credit	Stat Amount	Line Description	Line DFF (Project.Task)
					* List - Text				* Number	* Number	Number	Text	List - Text
	0110	111	016520	016520	512107	0000	0304	5657	404.22			Supplemental Labor - The Atlantic Group	Yes.GHCCRGYP.7730930
	0110	111	016520	016520	512107	0000	0304	5657	269.48			Supplemental Labor - The Atlantic Group	Yes.GHCCRGYP.7730931
	0110	111	016520	016520	512107	0000	0304	5657	337.02			Supplemental Labor - The Atlantic Group	Yes.GHCCRGYP.7741620
	0110	111	016520	016520	513100	0000	0304	5653	4,598.25			Supplemental Labor - The Atlantic Group	Yes.GHCIRCWTR.7700314
	0110	111	016520	016520	513100	0000	0304	5651	161.44			Supplemental Labor - The Atlantic Group	Yes.GHCOMPAIR.7693200
	0110	111	016520	016520	513100	0000	0304	5653	60.54			Supplemental Labor - The Atlantic Group	Yes.GHCOMPAIR.7702483
	0110	111	016520	016520	513100	0000	0304	5653	60.54			Supplemental Labor - The Atlantic Group	Yes.GHCOMPAIR.7709151
	0110	111	016520	016520	512100	0000	0304	5653	43.92			Supplemental Labor - The Atlantic Group	Yes.GHCOND.7696133
	0110	111	016520	016520	512100	0000	0304	5653	43.92			Supplemental Labor - The Atlantic Group	Yes.GHCOND.7696134
	0110	111	016520	016520	512100	0000	0304	5651	87.84			Supplemental Labor - The Atlantic Group	Yes.GHCOND.7702071
	0110	111	016520	016520	512100	0000	0304	5651	60.54			Supplemental Labor - The Atlantic Group	Yes.GHCOND.7709407
	0110	111	016520	016520	512100	0000	0304	5653	87.84			Supplemental Labor - The Atlantic Group	Yes.GHCOND.7709408
	0110	111	016520	016520	512100	0000	0304	5653	87.84			Supplemental Labor - The Atlantic Group	Yes.GHCOND.7709409
	0110	111	016520	016520	512100	0000	0304	5653	43.92			Supplemental Labor - The Atlantic Group	Yes.GHCOND.7710577
	0110	111	016520	016520	512100	0000	0304	5653	43.92			Supplemental Labor - The Atlantic Group	Yes.GHCOND.7710578
	0110	111	016520	016520	512100	0000	0304	5652	519.24			Supplemental Labor - The Atlantic Group	Yes.GHCOND.7727419
	0110	111	016520	016520	512100	0000	0304	5651	87.84			Supplemental Labor - The Atlantic Group	Yes.GHFDWTR.7733132
	0110	111	016520	016520	512005	0000	0304	5654	243.12			Supplemental Labor - The Atlantic Group	Yes.GHFGD.7666941
	0110	111	016520	016520	512005	0000	0304	5652	1,082.98			Supplemental Labor - The Atlantic Group	Yes.GHFGD.7668911
	0110	111	016520	016520	512005	0000	0304	5652	1,539.36			Supplemental Labor - The Atlantic Group	Yes.GHFGD.7732325
	0110	111	016520	016520	502003	0000	0304	5657	7,650.30			Supplemental Labor - The Atlantic Group	Yes.GHFGDOPS.7345607
	0110	111	016520	016520	512100	0000	0304	5657	1,157.68			Supplemental Labor - The Atlantic Group	Yes.GHFUELHDL.7616626
	0110	111	016520	016520	512100	0000	0304	5657	312.26			Supplemental Labor - The Atlantic Group	Yes.GHFUELHDL.7616626

Attachment to Response to AG-KIUC-2 Question 22(h)
 Case No. 2020-00350
 Yes.GHFUELHDL.7616626

Database ORAOBSPROD.OEBSPROD
 Data Access Set LGE ENERGY LLC
 Ledger LGE ENERGY LLC
 Chart Of Accounts Accounting Flexfield
 Currency USD

Category	* List - Text	Accrual
Source	* List - Text	Spreadsheet
Accounting Date	* List - Date	1/31/2020
Group ID	Number	12046
Batch Name	Text	PG-SML
Journal Name	Text	J701-0110-0120
Journal Description	Text	Power Generation Accrual
Reverse Journal	List - Text	Yes
Reversal Period/Date	List - Text	FEB-2020

Upl	Company	Product	Org	Exp Org	Account	IC	Exp Type	Loc	Debit * Number	Credit * Number	Stat Amount Number	Line Description Text	Line DFF (Project/Task) List - Text
	0110	111	016520	016520	512100	0000	0304	5656	43.92			Supplemental Labor - The Atlantic Group	Yes.GHFUELHDL.7662938
	0110	111	016520	016520	512100	0000	0304	5651	161.44			Supplemental Labor - The Atlantic Group	Yes.GHFUELHDL.7684483
	0110	111	016520	016520	512100	0000	0304	5657	1,698.92			Supplemental Labor - The Atlantic Group	Yes.GHFUELHDL.7693199
	0110	111	016520	016520	512100	0000	0304	5657	175.68			Supplemental Labor - The Atlantic Group	Yes.GHFUELHDL.7693203
	0110	111	016520	016520	512100	0000	0304	5657	87.84			Supplemental Labor - The Atlantic Group	Yes.GHFUELHDL.7693220
	0110	111	016520	016520	512100	0000	0304	5657	87.84			Supplemental Labor - The Atlantic Group	Yes.GHFUELHDL.7694606
	0110	111	016520	016520	512100	0000	0304	5657	366.04			Supplemental Labor - The Atlantic Group	Yes.GHFUELHDL.7696129
	0110	111	016520	016520	512100	0000	0304	5657	263.52			Supplemental Labor - The Atlantic Group	Yes.GHFUELHDL.7696130
	0110	111	016520	016520	512100	0000	0304	5657	366.04			Supplemental Labor - The Atlantic Group	Yes.GHFUELHDL.7696296
	0110	111	016520	016520	512100	0000	0304	5657	888.24			Supplemental Labor - The Atlantic Group	Yes.GHFUELHDL.7698315
	0110	111	016520	016520	512100	0000	0304	5657	95.52			Supplemental Labor - The Atlantic Group	Yes.GHFUELHDL.7698465
	0110	111	016520	016520	512100	0000	0304	5651	87.84			Supplemental Labor - The Atlantic Group	Yes.GHFUELHDL.7699272
	0110	111	016520	016520	512100	0000	0304	5651	87.84			Supplemental Labor - The Atlantic Group	Yes.GHFUELHDL.7699285
	0110	111	016520	016520	512100	0000	0304	5657	222.51			Supplemental Labor - The Atlantic Group	Yes.GHFUELHDL.7700111
	0110	111	016520	016520	512100	0000	0304	5657	80.72			Supplemental Labor - The Atlantic Group	Yes.GHFUELHDL.7701052
	0110	111	016520	016520	512100	0000	0304	5657	161.44			Supplemental Labor - The Atlantic Group	Yes.GHFUELHDL.7701271
	0110	111	016520	016520	512100	0000	0304	5651	87.84			Supplemental Labor - The Atlantic Group	Yes.GHFUELHDL.7702860
	0110	111	016520	016520	512100	0000	0304	5657	95.52			Supplemental Labor - The Atlantic Group	Yes.GHFUELHDL.7709421
	0110	111	016520	016520	512100	0000	0304	5654	87.84			Supplemental Labor - The Atlantic Group	Yes.GHFUELHDL.7710509
	0110	111	016520	016520	512100	0000	0304	5654	87.84			Supplemental Labor - The Atlantic Group	Yes.GHFUELHDL.7710522
	0110	111	016520	016520	512100	0000	0304	5654	87.84			Supplemental Labor - The Atlantic Group	Yes.GHFUELHDL.7710535
	0110	111	016520	016520	512100	0000	0304	5657	126.99			Supplemental Labor - The Atlantic Group	Yes.GHFUELHDL.7710989
	0110	111	016520	016520	512100	0000	0304	5657	80.72			Supplemental Labor - The Atlantic Group	Yes.GHFUELHDL.7714705

Attachment to Response to AG-KIUC-2 Question 22(h)
 Case No. 2020-00350
 Page 14 of 166
 Garrett

Database ORAOEBSPROD.OEBSPROD
 Data Access Set LGE ENERGY LLC
 Ledger LGE ENERGY LLC
 Chart Of Accounts Accounting Flexfield
 Currency USD

Category	* List - Text Accrual
Source	* List - Text Spreadsheet
Accounting Date	* List - Date 1/31/2020
Group ID	Number 12046
Batch Name	Text PG-SML
Journal Name	Text J701-0110-0120
Journal Description	Text Power Generation Accrual
Reverse Journal	List - Text Yes
Reversal Period/Date	List - Text FEB-2020

Upl	Company	Product	Org	Exp Org	Account	IC	Exp Type	Loc	Debit * Number	Credit * Number	Stat Amount Number	Line Description Text	Line DFF (Project.Task) List - Text
	0110	111	016520	016520	512100	0000	0304	5656	543.52			Supplemental Labor - The Atlantic Group	Yes.GHFUELHDL.7724139
	0110	111	016520	016520	512100	0000	0304	5656	2,625.88			Supplemental Labor - The Atlantic Group	Yes.GHFUELHDL.7726071
	0110	111	016520	016520	512100	0000	0304	5651	1,396.43			Supplemental Labor - The Atlantic Group	Yes.GHFUELHDL.7726881
	0110	111	016520	016520	512100	0000	0304	5651	1,011.36			Supplemental Labor - The Atlantic Group	Yes.GHFUELHDL.7728405
	0110	111	016520	016520	512100	0000	0304	5657	318.03			Supplemental Labor - The Atlantic Group	Yes.GHFUELHDL.7728760
	0110	111	016520	016520	512100	0000	0304	5657	774.61			Supplemental Labor - The Atlantic Group	Yes.GHFUELHDL.7729882
	0110	111	016520	016520	512100	0000	0304	5657	158.13			Supplemental Labor - The Atlantic Group	Yes.GHFUELHDL.7729884
	0110	111	016520	016520	512100	0000	0304	5652	263.55			Supplemental Labor - The Atlantic Group	Yes.GHFUELHDL.7731277
	0110	111	016520	016520	512100	0000	0304	5657	95.52			Supplemental Labor - The Atlantic Group	Yes.GHFUELHDL.7732614
	0110	111	016520	016520	512100	0000	0304	5657	265.20			Supplemental Labor - The Atlantic Group	Yes.GHFUELHDL.7733137
	0110	111	016520	016520	512100	0000	0304	5657	138.10			Supplemental Labor - The Atlantic Group	Yes.GHFUELHDL.7733909
	0110	111	016520	016520	512100	0000	0304	5657	677.82			Supplemental Labor - The Atlantic Group	Yes.GHFUELHDL.7737377
	0110	111	016520	016520	512100	0000	0304	5657	168.56			Supplemental Labor - The Atlantic Group	Yes.GHFUELHDL.7737395
	0110	111	016520	016520	512100	0000	0304	5657	57.38			Supplemental Labor - The Atlantic Group	Yes.GHFUELHDL.7737396
	0110	111	016520	016520	512100	0000	0304	5657	2,293.84			Supplemental Labor - The Atlantic Group	Yes.GHFUELHDL.7738519
	0110	111	016520	016520	512100	0000	0304	5656	72.06			Supplemental Labor - The Atlantic Group	Yes.GHFUELHDL.7739198
	0110	111	016520	016520	512100	0000	0304	5657	413.55			Supplemental Labor - The Atlantic Group	Yes.GHFUELHDL.7739271
	0110	111	016520	016520	512100	0000	0304	5657	365.79			Supplemental Labor - The Atlantic Group	Yes.GHFUELHDL.7740582
	0110	111	016520	016520	512100	0000	0304	5657	161.44			Supplemental Labor - The Atlantic Group	Yes.GHFUELHDL.7740613
	0110	111	016520	016520	512100	0000	0304	5657	161.44			Supplemental Labor - The Atlantic Group	Yes.GHFUELHDL.7740615
	0110	111	016520	016520	512100	0000	0304	5657	161.44			Supplemental Labor - The Atlantic Group	Yes.GHFUELHDL.7740620
	0110	111	016520	016520	512100	0000	0304	5657	322.88			Supplemental Labor - The Atlantic Group	Yes.GHFUELHDL.7741361
	0110	111	016520	016520	512100	0000	0304	5652	382.08			Supplemental Labor - The Atlantic Group	Yes.GHFUELHDL.7741761

Attachment to Response to AG-KIUC-2 Question 22(h)
 Case No. 2020-00350
 Page 15 of 166

Database ORAOBSPROD.OEBSPROD
 Data Access Set LGE ENERGY LLC
 Ledger LGE ENERGY LLC
 Chart Of Accounts Accounting Flexfield
 Currency USD

Category	* List - Text Accrual
Source	* List - Text Spreadsheet
Accounting Date	* List - Date 1/31/2020
Group ID	Number 12046
Batch Name	Text PG-SML
Journal Name	Text J701-0110-0120
Journal Description	Text Power Generation Accrual
Reverse Journal	List - Text Yes
Reversal Period/Date	List - Text FEB-2020

Upl	Company	Product	Org	Exp Org	Account	IC	Exp Type	Loc	Debit	Credit	Stat Amount	Line Description	Line DFF (Project.Task)
				* List - Text					* Number	* Number	Number	Text	List - Text
	0110	111	016520	016520	512100	0000	0304	5656	405.20			Supplemental Labor - The Atlantic Group	Yes.GHFUELHDL.7741779
	0110	111	016520	016520	501090	0000	0304	5657	34,281.86			Supplemental Labor - The Atlantic Group	Yes.GHFUELOPS.6812084
	0110	111	016520	016520	511100	0000	0304	5657	105.42			Supplemental Labor - The Atlantic Group	Yes.GHMISCP.LT.7585427
	0110	111	016520	016520	513100	0000	0304	5657	322.88			Supplemental Labor - The Atlantic Group	Yes.GHMISCP.LT.7695589
	0110	111	016520	016520	514100	0000	0304	5657	80.76			Supplemental Labor - The Atlantic Group	Yes.GHMISCP.LT.7696239
	0110	111	016520	016520	514100	0000	0304	5657	95.52			Supplemental Labor - The Atlantic Group	Yes.GHMISCP.LT.7696834
	0110	111	016520	016520	513100	0000	0304	5657	131.76			Supplemental Labor - The Atlantic Group	Yes.GHMISCP.LT.7697567
	0110	111	016520	016520	513100	0000	0304	5657	131.76			Supplemental Labor - The Atlantic Group	Yes.GHMISCP.LT.7697671
	0110	111	016520	016520	511100	0000	0304	5651	43.92			Supplemental Labor - The Atlantic Group	Yes.GHMISCP.LT.7700416
	0110	111	016520	016520	514100	0000	0304	5657	95.52			Supplemental Labor - The Atlantic Group	Yes.GHMISCP.LT.7702075
	0110	111	016520	016520	513100	0000	0304	5651	337.12			Supplemental Labor - The Atlantic Group	Yes.GHMISCP.LT.7709155
	0110	111	016520	016520	514100	0000	0304	5657	80.72			Supplemental Labor - The Atlantic Group	Yes.GHMISCP.LT.7714790
	0110	111	016520	016520	514100	0000	0304	5657	62.94			Supplemental Labor - The Atlantic Group	Yes.GHMISCP.LT.7726049
	0110	111	016520	016520	514100	0000	0304	5657	47.76			Supplemental Labor - The Atlantic Group	Yes.GHMISCP.LT.7740053
	0110	111	016520	016520	512100	0000	0304	5654	656.64			Supplemental Labor - The Atlantic Group	Yes.GHPULCOAL.7465383
	0110	111	016520	016520	512100	0000	0304	5654	201.80			Supplemental Labor - The Atlantic Group	Yes.GHPULCOAL.7682315
	0110	111	016520	016520	512100	0000	0304	5654	121.08			Supplemental Labor - The Atlantic Group	Yes.GHPULCOAL.7692153
	0110	111	016520	016520	512100	0000	0304	5652	87.84			Supplemental Labor - The Atlantic Group	Yes.GHPULCOAL.7696131
	0110	111	016520	016520	512100	0000	0304	5652	21.96			Supplemental Labor - The Atlantic Group	Yes.GHPULCOAL.7709153
	0110	111	016520	016520	512100	0000	0304	5654	515.16			Supplemental Labor - The Atlantic Group	Yes.GHPULCOAL.7722605
	0110	111	016520	016520	512100	0000	0304	5654	567.84			Supplemental Labor - The Atlantic Group	Yes.GHPULCOAL.7722659
	0110	111	016520	016520	512100	0000	0304	5654	936.59			Supplemental Labor - The Atlantic Group	Yes.GHPULCOAL.7722715
	0110	111	016520	016520	512100	0000	0304	5653	1,950.59			Supplemental Labor - The Atlantic Group	Yes.GHPULCOAL.7724178

Attachment to Response to AG-KIUC-2 Question 22(h)
 Case No. 2020-00350
 Page 16 of 166
 Garrett

Database ORAOEBSPROD.OEBSPROD
 Data Access Set LGE ENERGY LLC
 Ledger LGE ENERGY LLC
 Chart Of Accounts Accounting Flexfield
 Currency USD

Category	* List - Text Accrual
Source	* List - Text Spreadsheet
Accounting Date	* List - Date 1/31/2020
Group ID	Number 12046
Batch Name	Text PG-SML
Journal Name	Text J701-0110-0120
Journal Description	Text Power Generation Accrual
Reverse Journal	List - Text Yes
Reversal Period/Date	List - Text FEB-2020

Upl	Company	Product	Org	Exp Org	Account	IC	Exp Type	Loc	Debit * Number	Credit * Number	Stat Amount Number	Line Description Text	Line DFF (Project.Task) List - Text
	0110	111	016520	016520	512100	0000	0304	5652	263.52			Supplemental Labor - The Atlantic Group	Yes.GHPULCOAL.7729303
	0110	111	016520	016520	512100	0000	0304	5653	1,615.44			Supplemental Labor - The Atlantic Group	Yes.GHPULCOAL.7734044
	0110	111	016520	016520	512100	0000	0304	5653	1,124.98			Supplemental Labor - The Atlantic Group	Yes.GHPULCOAL.7741614
	0110	111	016520	016520	512101	0000	0304	5653	337.12			Supplemental Labor - The Atlantic Group	Yes.GHSCR.7696135
	0110	111	016520	016520	512152	0000	0304	5652	1,412.10			Supplemental Labor - The Atlantic Group	Yes.GHSO3MNT.7737006
	0110	111	016520	016520	512100	0000	0304	5652	1,163.74			Supplemental Labor - The Atlantic Group	Yes.GHSOOTBLR.7614647
	0110	111	016520	016520	512100	0000	0304	5653	3,942.90			Supplemental Labor - The Atlantic Group	Yes.GHSOOTBLR.7614656
	0110	111	016520	016520	512100	0000	0304	5651	66.60			Supplemental Labor - The Atlantic Group	Yes.GHSOOTBLR.7664801
	0110	111	016520	016520	512100	0000	0304	5654	4,232.80			Supplemental Labor - The Atlantic Group	Yes.GHSOOTBLR.7665990
	0110	111	016520	016520	512100	0000	0304	5651	133.20			Supplemental Labor - The Atlantic Group	Yes.GHSOOTBLR.7681171
	0110	111	016520	016520	512100	0000	0304	5651	133.20			Supplemental Labor - The Atlantic Group	Yes.GHSOOTBLR.7682208
	0110	111	016520	016520	512100	0000	0304	5654	807.20			Supplemental Labor - The Atlantic Group	Yes.GHSOOTBLR.7690372
	0110	111	016520	016520	512100	0000	0304	5651	36.60			Supplemental Labor - The Atlantic Group	Yes.GHSOOTBLR.7690971
	0110	111	016520	016520	512100	0000	0304	5653	101.26			Supplemental Labor - The Atlantic Group	Yes.GHSOOTBLR.7690998
	0110	111	016520	016520	512100	0000	0304	5651	36.60			Supplemental Labor - The Atlantic Group	Yes.GHSOOTBLR.7696321
	0110	111	016520	016520	512100	0000	0304	5653	109.88			Supplemental Labor - The Atlantic Group	Yes.GHSOOTBLR.7696340
	0110	111	016520	016520	512100	0000	0304	5651	66.60			Supplemental Labor - The Atlantic Group	Yes.GHSOOTBLR.7701591
	0110	111	016520	016520	512100	0000	0304	5653	205.20			Supplemental Labor - The Atlantic Group	Yes.GHSOOTBLR.7701620
	0110	111	016520	016520	512100	0000	0304	5651	174.54			Supplemental Labor - The Atlantic Group	Yes.GHSOOTBLR.7726855
	0110	111	016520	016520	512100	0000	0304	5651	266.40			Supplemental Labor - The Atlantic Group	Yes.GHSOOTBLR.7726883
	0110	111	016520	016520	512100	0000	0304	5651	266.40			Supplemental Labor - The Atlantic Group	Yes.GHSOOTBLR.7727371
	0110	111	016520	016520	512100	0000	0304	5651	133.20			Supplemental Labor - The Atlantic Group	Yes.GHSOOTBLR.7727373
	0110	111	016520	016520	512100	0000	0304	5651	36.60			Supplemental Labor - The Atlantic Group	Yes.GHSOOTBLR.7727374

Attachment to Response to AG-KIUC-2 Question 22(h)
 Case No. 2020-00350
 Page 17 of 166

Database ORAOEBSPROD.OEBSPROD
 Data Access.Set LGE ENERGY LLC
 Ledger LGE ENERGY LLC
 Chart Of Accounts Accounting Flexfield
 Currency USD

Category * List - Text Accrual
 Source * List - Text Spreadsheet
 Accounting Date * List - Date 1/31/2020
 Group ID Number 12046
 Batch Name Text PG-SML
 Journal Name Text J701-0110-0120
 Journal Description Text Power Generation Accrual
 Reverse Journal List - Text Yes
 Reversal Period/Date List - Text FEB-2020

Upl	Company	Product	Org	Exp Org	Account	IC	Exp Type	Loc	Debit	Credit	Stat Amount	Line Description	Line DFF (Project.Task)
				* List - Text					* Number	* Number	Number	Text	List - Text
	0110	111	016520	016520	512100	0000	0304	5651	174.54			Supplemental Labor - The Atlantic Group	Yes.GHSOOTBLR.7731013
	0110	111	016520	016520	512100	0000	0304	5651	174.54			Supplemental Labor - The Atlantic Group	Yes.GHSOOTBLR.7733871
	0110	111	016520	016520	512100	0000	0304	5652	87.27			Supplemental Labor - The Atlantic Group	Yes.GHSOOTBLR.7738404
	0110	111	016520	016520	512100	0000	0304	5652	728.82			Supplemental Labor - The Atlantic Group	Yes.GHSOOTBLR.7738515
	0110	111	016520	016520	512100	0000	0304	5654	529.98			Supplemental Labor - The Atlantic Group	Yes.GHSOOTBLR.7739215
	0110	111	016520	016520	512100	0000	0304	5654	349.08			Supplemental Labor - The Atlantic Group	Yes.GHSOOTBLR.7739217
	0110	111	016520	016520	512100	0000	0304	5652	133.20			Supplemental Labor - The Atlantic Group	Yes.GHSOOTBLR.7739243
	0110	111	016520	016520	512100	0000	0304	5652	133.20			Supplemental Labor - The Atlantic Group	Yes.GHSOOTBLR.7739244
	0110	111	016520	016520	512100	0000	0304	5652	133.20			Supplemental Labor - The Atlantic Group	Yes.GHSOOTBLR.7739246
	0110	111	016520	016520	512100	0000	0304	5651	799.20			Supplemental Labor - The Atlantic Group	Yes.GHSOOTBLR.7740029
	0110	111	016520	016520	512100	0000	0304	5652	137.90			Supplemental Labor - The Atlantic Group	Yes.GHSOOTBLR.7740806
	0110	111	016520	016520	512100	0000	0304	5652	261.81			Supplemental Labor - The Atlantic Group	Yes.GHSOOTBLR.7740733
	0110	111	016520	016520	512100	0000	0304	5654	1,055.22			Supplemental Labor - The Atlantic Group	Yes.GHSOOTBLR.7743224
	0110	111	016520	016520	511100	0000	0304	5657	1,877.72			Supplemental Labor - The Atlantic Group	Yes.GHSTRGRND.7381791
	0110	111	016520	016520	511100	0000	0304	5657	4,060.80			Supplemental Labor - The Atlantic Group	Yes.GHSTRGRND.7428173
	0110	111	016520	016520	511100	0000	0304	5657	4,420.80			Supplemental Labor - The Atlantic Group	Yes.GHSTRGRND.7428176
	0110	111	016520	016520	511100	0000	0304	5657	9,326.38			Supplemental Labor - The Atlantic Group	Yes.GHSTRGRND.7428180
	0110	111	016520	016520	511100	0000	0304	5657	413.55			Supplemental Labor - The Atlantic Group	Yes.GHSTRGRND.7636480
	0110	111	016520	016520	511100	0000	0304	5657	941.38			Supplemental Labor - The Atlantic Group	Yes.GHSTRGRND.7701256
	0110	111	016520	016520	511100	0000	0304	5656	60.54			Supplemental Labor - The Atlantic Group	Yes.GHSTRGRND.7709154
	0110	111	016520	016520	511100	0000	0304	5657	322.88			Supplemental Labor - The Atlantic Group	Yes.GHSTRGRND.7714895
	0110	111	016520	016520	511100	0000	0304	5657	158.13			Supplemental Labor - The Atlantic Group	Yes.GHSTRGRND.7732952
	0110	111	016520	016520	511100	0000	0304	5657	8,930.00			Supplemental Labor - The Atlantic Group	Yes.GHSTRGRND.7733004

Attachment to Response to AG-KIUC-2 Question 22(h)
 Case No. 2020-00350
 Page 18 of 166
 Garrett

Database ORAOEBSPROD.OEBSPROD
 Data Access Set LGE.ENERGY LLC
 Ledger LGE.ENERGY LLC
 Chart Of Accounts Accounting Flexfield
 Currency USD

Category * List - Text Accrual
 Source * List - Text Spreadsheet
 Accounting Date * List - Date 1/31/2020
 Group ID Number 12048
 Batch Name Text PG-SML
 Journal Name Text J701-0110-0120
 Journal Description Text Power Generation Accrual
 Reverse Journal List - Text Yes
 Reversal Period/Date List - Text FEB-2020

Upl	Company	Product	Org	Exp Org	Account	IC	Exp Type	Loc	Debit * Number	Credit * Number	Stat Amount Number	Line Description Text	Line DFF (Project.Task) List - Text
	0110	111	016520	016520	513100	0000	0304	5652	87.84			Supplemental Labor - The Atlantic Group	Yes.GHSVCWTR.7694732
	0110	111	016520	016520	513100	0000	0304	5653	87.84			Supplemental Labor - The Atlantic Group	Yes.GHSVCWTR.7699312
	0110	111	016520	016520	512100	0000	0304	5653	43.92			Supplemental Labor - The Atlantic Group	Yes.GHSVCWTR.7710507
	0110	111	016520	016520	512100	0000	0304	5654	43.92			Supplemental Labor - The Atlantic Group	Yes.GHSVCWTR.7710508
	0110	111	016520	016520	512100	0000	0304	5654	43.92			Supplemental Labor - The Atlantic Group	Yes.GHSVCWTR.7710592
	0110	111	016520	016520	512100	0000	0304	5653	43.92			Supplemental Labor - The Atlantic Group	Yes.GHSVCWTR.7710991
	0110	111	016520	016520	513100	0000	0304	5652	60.54			Supplemental Labor - The Atlantic Group	Yes.GHSVCWTR.7735835
	0110	111	016520	016520	513100	0000	0304	5652	7,005.76			Supplemental Labor - The Atlantic Group	Yes.GHTURBGEN.7668911
	0110	111	016520	016520	513100	0000	0304	5651	43.92			Supplemental Labor - The Atlantic Group	Yes.GHTURBGEN.7694802
	0110	111	016520	016520	513100	0000	0304	5652	43.92			Supplemental Labor - The Atlantic Group	Yes.GHTURBGEN.7695198
	0110	111	016520	016520	513100	0000	0304	5654	40.36			Supplemental Labor - The Atlantic Group	Yes.GHTURBGEN.7699127
	0110	111	016520	016520	513100	0000	0304	5652	43.92			Supplemental Labor - The Atlantic Group	Yes.GHTURBGEN.7699128
	0110	111	016520	016520	513100	0000	0304	5652	43.92			Supplemental Labor - The Atlantic Group	Yes.GHTURBGEN.7699267
	0110	111	016520	016520	513100	0000	0304	5652	43.92			Supplemental Labor - The Atlantic Group	Yes.GHTURBGEN.7699288
	0110	111	016520	016520	513100	0000	0304	5654	40.36			Supplemental Labor - The Atlantic Group	Yes.GHTURBGEN.7700411
	0110	111	016520	016520	513100	0000	0304	5654	40.36			Supplemental Labor - The Atlantic Group	Yes.GHTURBGEN.7700412
	0110	111	016520	016520	513100	0000	0304	5652	121.08			Supplemental Labor - The Atlantic Group	Yes.GHTURBGEN.7700414
	0110	111	016520	016520	513100	0000	0304	5652	60.54			Supplemental Labor - The Atlantic Group	Yes.GHTURBGEN.7701677
	0110	111	016520	016520	513100	0000	0304	5653	87.84			Supplemental Labor - The Atlantic Group	Yes.GHTURBGEN.7709146
	0110	111	016520	016520	513100	0000	0304	5653	21.96			Supplemental Labor - The Atlantic Group	Yes.GHTURBGEN.7710506
	0110	111	016520	016520	513100	0000	0304	5653	21.96			Supplemental Labor - The Atlantic Group	Yes.GHTURBGEN.7710992
	0110	111	016520	016520	513100	0000	0304	5652	4,357.90			Supplemental Labor - The Atlantic Group	Yes.GHTURBGEN.7728167
	0110	111	016520	016520	513100	0000	0304	5652	1,386.12			Supplemental Labor - The Atlantic Group	Yes.GHTURBGEN.7728188

Attachment to Response to AG-KIUC-2 Question 22(h)
 Case No. 2020-00350
 Page 19 of 166
 Garrett

Database ORAOEBSPROD.OEBSPROD
 Data Access Set LGE ENERGY LLC
 Ledger LGE ENERGY LLC
 Chart Of Accounts Accounting Flexfield
 Currency USD

Category	* List - Text Accrual
Source	* List - Text Spreadsheet
Accounting Date	* List - Date 1/31/2020
Group ID	Number 12046
Batch Name	Text PG-SML
Journal Name	Text J701-0110-0120
Journal Description	Text Power Generation Accrual
Reverse Journal	List - Text Yes
Reversal Period/Date	List - Text FEB-2020

Upl	Company	Product	Org	Exp Org	Account	IC	Exp Type	Loc	Debit	Credit	Stat Amount	Line Description	Line DFF (Project/Task)
				* List - Text					* Number	* Number	Number	Text	List - Text
	0110	111	016520	016520	513100	0000	0304	5652	87.84			Supplemental Labor - The Atlantic Group	Yes.GHTURBGEN.7735791
	0110	111	016520	016520	513100	0000	0304	5656	1,124.96			Supplemental Labor - The Atlantic Group	Yes.GHTWTRS.7709156
	0110	111	016520	016520	513100	0000	0304	5656	1,124.96			Supplemental Labor - The Atlantic Group	Yes.GHTWTRS.7709200
	0110	111	016520	016520	513100	0000	0304	5656	953.52			Supplemental Labor - The Atlantic Group	Yes.GHTWTRS.7735194
	0110	111	016520	016520	511100	0000	0304	5657	322.88			Supplemental Labor - The Atlantic Group	Yes.GHWTRTRM.7636987
	0110	111	016520	016520	512100	0000	0304	5656	40.36			Supplemental Labor - The Atlantic Group	Yes.GHWTRTRM.7700421
	0110	111	016520	016520	512100	0000	0304	5652	60.54			Supplemental Labor - The Atlantic Group	Yes.GHWTRTRM.7710575
	0110	111	016520	016520	512100	0000	0304	5652	21.96			Supplemental Labor - The Atlantic Group	Yes.GHWTRTRM.7710576
	0110	111	016520	016520	506159	0000	0304	5653	2,031.29			Supplemental Labor - Facilities Performance Group	Yes.GHSO3OPS.7676212
	0110	111	016520	016520	506159	0000	0304	5654	2,041.41			Supplemental Labor - Facilities Performance Group	Yes.GHSO3OPS.7676235
	0110	111	016520	016520	506159	0000	0304	5652	2,031.29			Supplemental Labor - Facilities Performance Group	Yes.GHSO3OPS.7676236
	0110	111	016520	016520	506159	0000	0304	5651	2,031.29			Supplemental Labor - Facilities Performance Group	Yes.GHSO3OPS.7680882
	0110	111	016520	016520	511100	0000	0304	5657	2,027.28			Supplemental Labor - Facilities Performance Group	Yes.GHSTRGRND.7446129
	0110	111	016520	016520	511100	0000	0304	5657	6,113.20			Supplemental Labor - Facilities Performance Group	Yes.GHSTRGRND.7674730
	0110	111	016520	016520	511100	0000	0304	5651	4,006.85			Supplemental Labor - Facilities Performance Group	Yes.GHSTRGRND.7675256
	0110	111	016520	016520	511100	0000	0304	5657	2,156.24			Supplemental Labor - Facilities Performance Group	Yes.GHSTRGRND.7676245
	0110	111	016520	016520	511100	0000	0304	5657	3,796.91			Supplemental Labor - Facilities Performance Group	Yes.GHSTRGRND.7676250
	0110	111	016520	016520	511100	0000	0304	5657	3,061.74			Supplemental Labor - Facilities Performance Group	Yes.GHSTRGRND.7692027
	0110	111	016520	016520	511100	0000	0304	5657	2,927.46			Supplemental Labor - Facilities Performance Group	Yes.GHSTRGRND.7710027
	0110	111	016520	016520	511100	0000	0304	5651	3,677.71			Supplemental Labor - Facilities Performance Group	Yes.GHSTRGRND.7675256
	0110	111	016520	016520	511100	0000	0304	5657	3,879.39			Supplemental Labor - Facilities Performance Group	Yes.GHSTRGRND.7676250
	0110	111	016520	016520	511100	0000	0304	5657	3,145.13			Supplemental Labor - Facilities Performance Group	Yes.GHSTRGRND.7692027
	0110	111	016520	016520	511100	0000	0304	5657	1,593.36			Supplemental Labor - Facilities Performance Group	Yes.GHMISCPLET.7693201

Attachment to Response to AG-KIUC-2 Question 22(h)
 Case No. 2020-00350
 Page 20 of 166
 Garrett

Database ORAOEBSPROD.OEBSPROD
 Data Access Set LGE ENERGY LLC
 Ledger LGE ENERGY LLC
 Chart Of Accounts Accounting Flexfield
 Currency USD

Category * List - Text Accrual
 Source * List - Text Spreadsheet
 Accounting Date * List - Date 1/31/2020
 Group ID Number 12046
 Batch Name Text PG-SML
 Journal Name Text J701-0110-0120
 Journal Description Text Power Generation Accrual
 Reverse Journal List - Text Yes
 Reversal Period/Date List - Text FEB-2020

Upl	Company	Product	Org	Exp Org	Account	IC	Exp Type	Loc	Debit	Credit	Stat Amount	Line Description	Line DFF (Project.Task)
				* List - Text					* Number	* Number	Number	Text	List - Text
	0110	111	016520	016520	511100	0000	0304	5657	2,763.68			Supplemental Labor - Facilities Performance Group	Yes.GHSTRGRND.7710027
	0110	111	016520	016520	511100	0000	0304	5651	531.12			Supplemental Labor - Facilities Performance Group	Yes.GHMISCLPT.7733123
	0110	111	015730	016520	107001	0000	0304	5654	213.96			Supplemental Labor - Facilities Performance Group	Yes.152379.CLEANING
	0110	111	016520	016520	506159	0000	0304	5653	2,356.08			Supplemental Labor - Facilities Performance Group	Yes.GHSO3OPS.7676212
	0110	111	016520	016520	506159	0000	0304	5654	2,356.08			Supplemental Labor - Facilities Performance Group	Yes.GHSO3OPS.7676235
	0110	111	016520	016520	506159	0000	0304	5652	2,356.08			Supplemental Labor - Facilities Performance Group	Yes.GHSO3OPS.7676236
	0110	111	016520	016520	506159	0000	0304	5651	2,356.08			Supplemental Labor - Facilities Performance Group	Yes.GHSO3OPS.7680882
	0110	111	016520	016520	502004	0000	0452	5657	238.16			FISHER SCIENTIFIC COMPANY LLC - Inv#3235831	Yes.GHWTRLAB.WTR.LAB
	0110	111	016520	016520	502004	0000	0452	5657	233.83			FISHER SCIENTIFIC COMPANY LLC - Inv#3235831	Yes.GHWTRLAB.WTR.LAB
	0110	111	016520	016520	502004	0000	0452	5657	347.24			FISHER SCIENTIFIC COMPANY LLC - Inv#3235831	Yes.GHWTRLAB.WTR.LAB
	0110	111	016520	016520	502004	0000	0452	5657	588.16			FISHER SCIENTIFIC COMPANY LLC - Inv#3235831	Yes.GHWTRLAB.WTR.LAB
	0110	111	016520	016520	502004	0000	0452	5657	270.24			FISHER SCIENTIFIC COMPANY LLC - Inv#3235831	Yes.GHWTRLAB.WTR.LAB
	0110	111	016520	016520	502004	0000	0452	5657	354.37			FISHER SCIENTIFIC COMPANY LLC - Inv#3235831	Yes.GHWTRLAB.WTR.LAB
	0110	111	016520	016520	502004	0000	0452	5657	484.81			FISHER SCIENTIFIC COMPANY LLC - Inv#3235831	Yes.GHWTRLAB.WTR.LAB
	0110	111	016520	016520	502004	0000	0452	5657	157.22			FISHER SCIENTIFIC COMPANY LLC - Inv#3235831	Yes.GHWTRLAB.WTR.LAB
	0110	111	016520	016520	502004	0000	0452	5657	133.15			FISHER SCIENTIFIC COMPANY LLC - Inv#3235831	Yes.GHWTRLAB.WTR.LAB
	0110	111	016520	016520	502004	0000	0452	5657	117.52			FISHER SCIENTIFIC COMPANY LLC - Inv#3235831	Yes.GHWTRLAB.WTR.LAB
	0110	111	016520	016520	502004	0000	0452	5657	391.52			FISHER SCIENTIFIC COMPANY LLC - Inv#3235831	Yes.GHWTRLAB.WTR.LAB
	0110	111	016520	016520	502004	0000	0452	5657	45.15			FISHER SCIENTIFIC COMPANY LLC - Inv#3235831	Yes.GHWTRLAB.WTR.LAB
	0110	111	016520	016520	502004	0000	0452	5657	123.36			FISHER SCIENTIFIC COMPANY LLC - Inv#3235831	Yes.GHWTRLAB.WTR.LAB
	0110	111	016520	016520	502004	0000	0452	5657	5.55			FISHER SCIENTIFIC COMPANY LLC - Inv#3235831	Yes.GHWTRLAB.WTR.LAB
	0110	111	016520	016520	502004	0000	0452	5657	72.63			FISHER SCIENTIFIC COMPANY LLC - Inv#3235831	Yes.GHWTRLAB.WTR.LAB
	0110	111	016520	016520	502004	0000	0653	5657	47.24			FISHER SCIENTIFIC COMPANY LLC - Inv#3235831	Yes.GHWTRLAB.WTR.LAB

Attachment B Response to AG-KIUC-2 Question 22(h)
 Case No. 2020-00350
 Page 21 of 166

Database ORAOEBSPROD.OEBSPROD
 Data Access Set LGE ENERGY LLC
 Ledger LGE ENERGY LLC
 Chart Of Accounts Accounting Flexfield
 Currency USD

Category * List - Text Accrual
 Source * List - Text Spreadsheet
 Accounting Date * List - Date 1/31/2020
 Group ID Number 12046
 Batch Name Text PG-SML
 Journal Name Text J701-0110-0120
 Journal Description Text Power Generation Accrual
 Reverse Journal List - Text Yes
 Reversal Period/Date List - Text FEB-2020

Upl	Company	Product	Org	Exp Org	Account	IC	Exp Type	Loc	Debit * Number	Credit * Number	Stat Amount Number	Line Description Text	Line DFF (Project.Task) List - Text
	0110	111	016220	016300	186075	0000	0375	5636	12,242.97			BRCT LTSA Fixed/EOH Fee for CT6 Serv	Yes.156327KU:BRCT6
	0110	111	016220	016300	186075	0000	0375	5637	18,809.75			BRCT LTSA Fixed/EOH Fee for CT7 Serv	Yes.156327KU:BRCT7
	0100	111	002040	016300	186075	0110	0375	0460	7,503.75			BRCT LTSA Fixed/EOH Fee for CT6 Serv	Yes.156327LGE:BRCT6
	0100	111	002040	016300	186075	0110	0375	0461	11,528.55			BRCT LTSA Fixed/EOH Fee for CT7 Serv	Yes.156327LGE:BRCT7
	0110	111	016710	002130	186074	0100	0375	0172	69,591.76			CR7 LTPC Variable Fee CT1 Service (KU) Siemens - Q1	Yes.CR7LTPCKU:LTPC186
	0110	111	016710	002130	186074	0100	0475	0172	170,379.83			CR7 LTPC Variable Fee CT1 Matl (KU) Siemens - Q1	Yes.CR7LTPCKU:LTPC186
	0110	111	016710	002130	186074	0100	0375	0172	66,370.96			CR7 LTPC Variable Fee CT2 Service (KU) Siemens - Q1	Yes.CR7LTPCKU:LTPC186
	0110	111	016710	002130	186074	0100	0475	0172	162,494.42			CR7 LTPC Variable Fee CT2 Matl (KU) Siemens - Q1	Yes.CR7LTPCKU:LTPC186
	0110	105	015590	015590	232031	0000	0699	0000		1,543,919.58			Yes.112958.232031
	0110	105	015590	015590	232032	0000	0699	0000		203,271.22			Yes.112958.232032
	0110	105	015590	015590	232033	0000	0699	0000					Yes.112958.232033
	0110	111	015590	006250	232001	0100	0699	0000		487,869.27		Power Generation Monthly Accrual	Yes.112958.PPD
	0110	111	015590	015590	232001	0000	0699	0000		1,479,017.60		Power Generation Monthly Accrual	Yes.112958.PPD
	0110	111	015590	015590	143012	0000	0699	0000	203,082.40			Power Generation Monthly Accrual- Beneficial ReUse	Yes.112958.143012
	0110	111	015590	015590	143012	0000	0699	0000				Power Generation Inventory	Yes.112958.143012
Totals:									3,917,160.07	3,917,160.07			

Description: Power Generation Accrual

Prepared by: S Laster

Approved by:  Stacy Ritchey

Attachment to Response to  Case No. 2020-00350
 Posted by:  Question 22(h)

Database ORAOEBSPROD.OEBSPROD
 Data Access Set LGE ENERGY LLC
 Ledger LGE ENERGY LLC
 Chart Of Accounts Accounting Flexfield
 Currency USD

Category	* List - Text Accrual
Source	* List - Text Spreadsheet
Accounting Date	* List - Date 12/31/2019
Group ID	Number 12046
Batch Name	Text PG-SML
Journal Name	Text J701-0110-1219
Journal Description	Text Power Generation Accrual
Reverse Journal	List - Text Yes
Reversal Period/Date	List - Text JAN-2020

Upl	Company	Product	Org	Exp Org	Account	IC	Exp Type	Loc	Debit	Credit	Stat Amount	Line Description	Line DFF (Project.Task)
				* List - Text					* Number	* Number	Number	Text	List - Text
	0110	111	016520	016520	107001	0000	0301	5654	74,648.00			GH4 PJFF Bag Replacement - Investment	Yes.135284.7294520
	0110	111	016520	016520	108901	0000	0301	5654	155,484.00			GH4 PJFF Bag Replacement - Retirement	Yes.135284.7294523
	0110	111	016520	016560	512101	0000	0301	5653	35,000.00			GH3 SCR-Catalyst Testing	Yes.GHSCR.7611032
	0110	111	016520	016520	513100	0000	0301	5652	196,681.00			Turbine OPEX	Yes.GH2TOS19.7517135
	0110	111	016520	016520	108901	0000	0301	5652	5,500.00			Retire HP Inlet Snout Ring Repl	Yes.140218.7540099
	0110	111	016520	016520	107001	0000	0301	5652	21,557.00			Invest HP Inlet Snout Ring Repl	Yes.140218.7540100
	0110	111	016520	016520	108901	0000	0301	5652	8,500.00			Retire HP-IP Bucket Repl	Yes.140216.7539026
	0110	111	016520	016520	107001	0000	0301	5652	36,458.00			Invest HP-IP Bucket Repl	Yes.140216.7539027
	0110	111	016520	016520	108901	0000	0301	5652	750.00			Retire LPA Bucket Repl	Yes.159163.7540138
	0110	111	016520	016520	107001	0000	0301	5652	18,082.00			Invest LPA Bucket Repl	Yes.159163.7540766
	0110	111	016520	016520	107001	0000	0301	5652	15,500.00			Retire Turbine Packing Repl	Yes.140217.7539031
	0110	111	016520	016520	108901	0000	0301	5652	44,192.00			Invest Turbine Packing Repl	Yes.140217.7539029
	0110	111	016520	016520	108901	0000	0301	5652	10,500.00			Retire HP-IP Outer Stud Repl	Yes.159164.7540767
	0110	111	016520	016520	107001	0000	0301	5652	6,174.00			Invest HP-IP Outer Stud Repl	Yes.159164.7540768
	0110	111	016520	016520	107001	0000	0301	5652	4,630.00			Retire Cross Over Expansion Joint Repl	Yes.159165.7473296
	0110	111	016520	016520	107001	0000	0301	5652	4,630.00			Invest Cross Over Expansion Joint Repl	Yes.159165.7473295
	0110	111	016520	016520	107001	0000	0452	5657	214,125.75			Gypsum Dewatering Vacuum Drive Belt	Yes.160729.7606608
	0110	111	016520	016520	107001	0000	0301	5651	15,594.92			GH1 East Coal Room Vacuum System Install	Yes.160733.7661835
	0110	111	016520	016520	107001	0000	0301	5651	15,594.92			GH1 West Coal Room Vacuum System Install	Yes.160734.7661837
	0110	111	016520	016520	107001	0000	0301	5652	30,820.92			GH2 Coal Room Vacuum System Install	Yes.160735.7661843
	0110	111	016520	016520	107001	0000	0301	5656	61,640.92			GH3/4 Coal Room Vacuum System Install	Yes.160730.7661839
	0110	111	016520	016520	512100	0000	0304	5651	440.00			SITE SUPERINTENDENT	Yes.GHBOILER.7562137
	0110	111	016520	016520	512100	0000	0301	5654	480.00			DEMO INSU. 4G HP HEATER/LEAK	Yes.GHFDWTR.7696798
	0110	111	016520	016520	511100	0000	0301	5656	720.00			INSU. NEW AUX SUMP FLANGE	Yes.GHMISCP.LT.7687017
	0110	111	016520	016520	512100	0000	0301	5651	800.00			ABATE DRAIN LINE GOING INTO MAIN COND. FOR LEAK	Yes.GHCOND.7698858
	0110	111	016520	016520	107001	0000	0301	5652	49,169.80			REBUILD 2-1 SPARE BFP ELEMENT	Yes.152770.7544989
	0110	111	016520	016520	107001	0000	0301	5653	50,074.80			REBUILD 3-2 SPARE BFP ELEMENT	Yes.152779.7585324
	0110	111	016520	016520	107001	0000	0301	5651	1,186.70			Auxiliary Labor - Incorp Industries LLC	Yes.160734.7661842
	0110	111	016520	016520	513100	0000	0301	5652	1,484.80			Auxiliary Labor - Incorp Industries LLC	Yes.GH2TOS19.7674438

Attachment to Response to AG-KIUC-2 Question 22(h)
 Case No. 2020-00350
 Page 23 of 166
 Garrett

Database ORAOEBSPROD.OEBSPROD
 Data Access Set LGE ENERGY LLC
 Ledger LGE ENERGY LLC
 Chart Of Accounts Accounting Flexfield
 Currency USD

Category	* List - Text Accrual
Source	* List - Text Spreadsheet
Accounting Date	* List - Date 12/31/2019
Group ID	Number 12046
Batch Name	Text PG-SML
Journal Name	Text J701-0110-1219
Journal Description	Text Power Generation Accrual
Reverse Journal	List - Text Yes
Reversal Period/Date	List - Text JAN-2020

Upl	Company	Product	Org	Exp Org	Account	IC	Exp Type	Loc	Debit	Credit	Stat Amount	Line Description	Line DFF (Project.Task)
					* List - Text				* Number	* Number	Number	Text	List - Text
	0110	111	016520	016520	513100	0000	0301	5652	146.80			Auxiliary Labor - Incorp Industries LLC	Yes.GH2TOS19.7694275
	0110	111	016520	016520	513100	0000	0301	5653	3,116.40			Auxiliary Labor - Incorp Industries LLC	Yes.GH3F19.7674439
	0110	111	016520	016520	513100	0000	0301	5653	2,542.20			Auxiliary Labor - Incorp Industries LLC	Yes.GH3F19.7674440
	0110	111	016520	016520	512100	0000	0301	5653	293.60			Auxiliary Labor - Incorp Industries LLC	Yes.GH3F19.7694278
	0110	111	016520	016520	512107	0000	0301	5653	293.60			Auxiliary Labor - Incorp Industries LLC	Yes.GHCRCRGP.7694281
	0110	111	016520	016520	512005	0000	0301	5653	146.80			Auxiliary Labor - Incorp Industries LLC	Yes.GHFGD.7691363
	0110	111	016520	016520	512100	0000	0301	5657	293.60			Auxiliary Labor - Incorp Industries LLC	Yes.GHFUELHDL.7687015
	0110	111	016520	016520	511100	0000	0301	5657	440.40			Auxiliary Labor - Incorp Industries LLC	Yes.GHSTRGRND.7692078
	0110	111	016520	016520	513100	0000	0301	5653	2,097.84			Auxiliary Labor - PIC Group Inc	Yes.GH3F19.7566195
	0110	111	016520	016520	107001	0000	0301	5654	1,391.04			Auxiliary Labor - The Atlantic Group	Yes.152899.7180309
	0110	111	016520	016520	513100	0000	0301	5653	244.90			Auxiliary Labor - The Atlantic Group	Yes.GHAEEOH.7636466
	0110	111	016520	016520	512100	0000	0301	5651	707.15			Auxiliary Labor - The Atlantic Group	Yes.GHBLRDF.7592109
	0110	111	016520	016520	512100	0000	0301	5654	120.75			Auxiliary Labor - The Atlantic Group	Yes.GHBOILER.7620239
	0110	111	016520	016520	512107	0000	0301	5657	2,099.87			Auxiliary Labor - The Atlantic Group	Yes.GHCRCRASH.7310396
	0110	111	016520	016520	513100	0000	0301	5653	1,069.40			Auxiliary Labor - The Atlantic Group	Yes.GHCIRCWTR.7700314
	0110	111	016520	016520	512100	0000	0301	5651	241.50			Auxiliary Labor - The Atlantic Group	Yes.GHCOND.7701942
	0110	111	016520	016520	512100	0000	0301	5654	4,045.66			Auxiliary Labor - The Atlantic Group	Yes.GHFDWTR.7646580
	0110	111	016520	016520	512005	0000	0301	5651	365.65			Auxiliary Labor - The Atlantic Group	Yes.GHFGD.7645313
	0110	111	016520	016520	512100	0000	0301	5657	464.32			Auxiliary Labor - The Atlantic Group	Yes.GHFUELHDL.7697547
	0110	111	016520	016520	512005	0000	0301	5657	464.32			Auxiliary Labor - The Atlantic Group	Yes.GHLSHDL.7593623
	0110	111	016520	016520	511100	0000	0301	5657	1,028.64			Auxiliary Labor - The Atlantic Group	Yes.GHMISCPLT.7574886
	0110	111	016520	016520	107001	0000	0304	5651	660.76			Supplemental Labor - Incorp Industries LLC	Yes.160734.7695542
	0110	111	016520	016520	513100	0000	0304	5652	134.96			Supplemental Labor - Incorp Industries LLC	Yes.GH2TOS19.7674438
	0110	111	016520	016520	513100	0000	0304	5652	134.96			Supplemental Labor - Incorp Industries LLC	Yes.GH2TOS19.7694275
	0110	111	016520	016520	512100	0000	0304	5653	134.96			Supplemental Labor - Incorp Industries LLC	Yes.GH3F19.7694278
	0110	111	016520	016520	512100	0000	0304	5651	1,242.80			Supplemental Labor - Incorp Industries LLC	Yes.GHBOILER.7562137
	0110	111	016520	016520	512100	0000	0304	5654	134.96			Supplemental Labor - Incorp Industries LLC	Yes.GHFDWTR.7696798
	0110	111	016520	016520	512005	0000	0304	5653	134.96			Supplemental Labor - Incorp Industries LLC	Yes.GHFGD.7691363

Attachment to Response to AG-KIUC-2 Question 22(h)
 Case No. 2020-00350
 Yes.GHFDWTR.7696798
 Yes.GHFGD.7691363

Database ORAOEBSPROD.OEBSPROD
 Data Access Set LGE ENERGY LLC
 Ledger LGE ENERGY LLC
 Chart Of Accounts Accounting Flexfield
 Currency USD

Category	* List - Text Accrual
Source	* List - Text Spreadsheet
Accounting Date	* List - Date 12/31/2019
Group ID	Number 12046
Batch Name	Text PG-SML
Journal Name	Text J701-0110-1219
Journal Description	Text Power Generation Accrual
Reverse Journal	List - Text Yes
Reversal Period/Date	List - Text JAN-2020

Upl	Company	Product	Org	Exp Org	Account	IC	Exp Type	Loc	Debit	Credit	Stat Amount	Line Description	Line DFF (Project.Task)
					* List - Text				* Number	* Number	Number	Text	List - Text
	0110	111	016520	016520	511100	0000	0304	5657	539.84			Supplemental Labor - Incorp Industries LLC	Yes.GHSTRGRND.7692078
	0110	111	018834	016520	163012	0000	0304	5657	1,529.88			Supplemental Labor - The Atlantic Group	Yes.146660KU.7387074
	0110	111	015730	016520	107001	0000	0304	5657	11,853.08			Supplemental Labor - The Atlantic Group	Yes.152379.7439785
	0110	111	016520	016520	107001	0000	0304	5654	1,409.00			Supplemental Labor - The Atlantic Group	Yes.156829.7685655
	0110	111	016520	016520	108901	0000	0304	5657	356.91			Supplemental Labor - The Atlantic Group	Yes.161218.7695546
	0110	111	016520	016520	108901	0000	0304	5657	291.03			Supplemental Labor - The Atlantic Group	Yes.161218.7695555
	0110	111	016520	016520	107001	0000	0304	5657	1,078.04			Supplemental Labor - The Atlantic Group	Yes.161275.7692003
	0110	111	016520	016520	513100	0000	0304	5653	673.91			Supplemental Labor - The Atlantic Group	Yes.GHAEEOH.7636466
	0110	111	016520	016520	513100	0000	0304	5652	46.60			Supplemental Labor - The Atlantic Group	Yes.GHAEEOH.7698721
	0110	111	016520	016520	512017	0000	0304	5651	85.50			Supplemental Labor - The Atlantic Group	Yes.GHASHHDL.7671757
	0110	111	016520	016520	512017	0000	0304	5651	106.88			Supplemental Labor - The Atlantic Group	Yes.GHASHHDL.7671758
	0110	111	016520	016520	512100	0000	0304	5651	1,927.89			Supplemental Labor - The Atlantic Group	Yes.GHBLRDFT.7592109
	0110	111	016520	016520	512100	0000	0304	5653	116.32			Supplemental Labor - The Atlantic Group	Yes.GHBLRDFT.7686953
	0110	111	016520	016520	512100	0000	0304	5654	954.69			Supplemental Labor - The Atlantic Group	Yes.GHBOILER.7620239
	0110	111	016520	016520	512100	0000	0304	5653	775.84			Supplemental Labor - The Atlantic Group	Yes.GHBOILER.7668384
	0110	111	016520	016520	512100	0000	0304	5653	1,259.91			Supplemental Labor - The Atlantic Group	Yes.GHBOILER.7700308
	0110	111	016520	016520	512107	0000	0304	5657	16,909.40			Supplemental Labor - The Atlantic Group	Yes.GHCCRASH.7310396
	0110	111	016520	016520	512107	0000	0304	5657	524.52			Supplemental Labor - The Atlantic Group	Yes.GHCCRASH.7669022
	0110	111	016520	016520	512107	0000	0304	5657	1,049.04			Supplemental Labor - The Atlantic Group	Yes.GHCCRASH.7692038
	0110	111	016520	016520	512107	0000	0304	5657	434.08			Supplemental Labor - The Atlantic Group	Yes.GHCCRGYP.7685677
	0110	111	016520	016520	512107	0000	0304	5657	194.02			Supplemental Labor - The Atlantic Group	Yes.GHCCRGYP.7701936
	0110	111	016520	016520	512107	0000	0304	5657	2,044.16			Supplemental Labor - The Atlantic Group	Yes.GHCCRMNTC.7648400
	0110	111	016520	016520	513100	0000	0304	5654	678.74			Supplemental Labor - The Atlantic Group	Yes.GHCRCWTR.7653621

Attachment to Response to AG Case No. 2020-00350
 KIUC-2 Question 22(h)
 Page 25 of 166
 Garrett

Database ORAOEBSPROD.OEBSPROD
 Data Access Set LGE ENERGY LLC
 Ledger LGE ENERGY LLC
 Chart Of Accounts Accounting Flexfield
 Currency USD

Category * List - Text Accrual
 Source * List - Text Spreadsheet
 Accounting Date * List - Date 12/31/2019
 Group ID Number 12046
 Batch Name Text PG-SML
 Journal Name Text J701-0110-1219
 Journal Description Text Power Generation Accrual
 Reverse Journal List - Text Yes
 Reversal Period/Date List - Text JAN-2020

Upl	Company	Product	Org	Exp Org	Account	IC	Exp Type	Loc	Debit	Credit	Stat Amount	Line Description	Line DFF (Project.Task)
					* List - Text				* Number	* Number	Number	Text	List - Text
	0110	111	016520	016520	513100	0000	0304	5653	171.00			Supplemental Labor - The Atlantic Group	Yes.GHCIRCWTR.7673062
	0110	111	016520	016520	513100	0000	0304	5653	908.84			Supplemental Labor - The Atlantic Group	Yes.GHCIRCWTR.7700314
	0110	111	016520	016520	512100	0000	0304	5654	979.26			Supplemental Labor - The Atlantic Group	Yes.GHCOND.7700666
	0110	111	016520	016520	512100	0000	0304	5651	1,057.15			Supplemental Labor - The Atlantic Group	Yes.GHCOND.7701942
	0110	111	016520	016520	512100	0000	0304	5654	602.43			Supplemental Labor - The Atlantic Group	Yes.GHFDWTR.7646580
	0110	111	016520	016520	512005	0000	0304	5651	1,381.86			Supplemental Labor - The Atlantic Group	Yes.GHFGD.7645313
	0110	111	016520	016520	502003	0000	0304	5657	3,906.95			Supplemental Labor - The Atlantic Group	Yes.GHFGDOPS.7345607
	0110	111	016520	016520	512100	0000	0304	5657	1,914.00			Supplemental Labor - The Atlantic Group	Yes.GHFUELHDL.7586684
	0110	111	016520	016520	512100	0000	0304	5657	139.80			Supplemental Labor - The Atlantic Group	Yes.GHFUELHDL.7671210
	0110	111	016520	016520	512100	0000	0304	5654	42.75			Supplemental Labor - The Atlantic Group	Yes.GHFUELHDL.7672809
	0110	111	016520	016520	512100	0000	0304	5654	21.38			Supplemental Labor - The Atlantic Group	Yes.GHFUELHDL.7672810
	0110	111	016520	016520	512100	0000	0304	5654	21.38			Supplemental Labor - The Atlantic Group	Yes.GHFUELHDL.7672811
	0110	111	016520	016520	512100	0000	0304	5656	85.50			Supplemental Labor - The Atlantic Group	Yes.GHFUELHDL.7672812
	0110	111	016520	016520	512100	0000	0304	5657	630.16			Supplemental Labor - The Atlantic Group	Yes.GHFUELHDL.7673320
	0110	111	016520	016520	512100	0000	0304	5657	315.12			Supplemental Labor - The Atlantic Group	Yes.GHFUELHDL.7676639
	0110	111	016520	016520	512100	0000	0304	5657	93.20			Supplemental Labor - The Atlantic Group	Yes.GHFUELHDL.7678762
	0110	111	016520	016520	512100	0000	0304	5657	403.51			Supplemental Labor - The Atlantic Group	Yes.GHFUELHDL.7683568
	0110	111	016520	016520	512100	0000	0304	5657	403.51			Supplemental Labor - The Atlantic Group	Yes.GHFUELHDL.7692696
	0110	111	016520	016520	512100	0000	0304	5657	799.60			Supplemental Labor - The Atlantic Group	Yes.GHFUELHDL.7697545
	0110	111	016520	016520	512100	0000	0304	5657	342.00			Supplemental Labor - The Atlantic Group	Yes.GHFUELHDL.7697547
	0110	111	016520	016520	512100	0000	0304	5657	93.20			Supplemental Labor - The Atlantic Group	Yes.GHFUELHDL.7700320
	0110	111	016520	016520	512100	0000	0304	5657	93.20			Supplemental Labor - The Atlantic Group	Yes.GHFUELHDL.7700676
	0110	111	016520	016520	512100	0000	0304	5657	793.03			Supplemental Labor - The Atlantic Group	Yes.GHFUELHDL.7700709

Attachment to Response to AG Case No. 2020-00350
 KIUC-2 Question 22(h)
 Page 26 of 166
 Garrett

Database ORAOEBSPROD.OEBSPROD
 Data Access Set LGE ENERGY LLC
 Ledger LGE ENERGY LLC
 Chart Of Accounts Accounting Flexfield
 Currency USD

Category	* List - Text Accrual
Source	* List - Text Spreadsheet
Accounting Date	* List - Date 12/31/2019
Group ID	Number 12046
Batch Name	Text PG-SML
Journal Name	Text J701-0110-1219
Journal Description	Text Power Generation Accrual
Reverse Journal	List - Text Yes
Reversal Period/Date	List - Text JAN-2020

Upl	Company	Product	Org	Exp Org	Account	IC	Exp Type	Loc	Debit	Credit	Stat Amount	Line Description	Line DFF (Project.Task)
					* List - Text				* Number	* Number	Number	Text	List - Text
	0110	111	016520	016520	512100	0000	0304	5657	123.91			Supplemental Labor - The Atlantic Group	Yes.GHFUELHDL.7701056
	0110	111	016520	016520	501090	0000	0304	5657	28,698.41			Supplemental Labor - The Atlantic Group	Yes.GHFUELOPS.8812084
	0110	111	016520	016520	512005	0000	0304	5657	999.04			Supplemental Labor - The Atlantic Group	Yes.GHLSHDL.7593623
	0110	111	016520	016520	512005	0000	0304	5657	657.04			Supplemental Labor - The Atlantic Group	Yes.GHLSHDL.7672373
	0110	111	016520	016520	511100	0000	0304	5657	538.80			Supplemental Labor - The Atlantic Group	Yes.GHMISCP.LT.7574886
	0110	111	016520	016520	514100	0000	0304	5657	186.40			Supplemental Labor - The Atlantic Group	Yes.GHMISCP.LT.7696681
	0110	111	016520	016520	512100	0000	0304	5651	1,127.20			Supplemental Labor - The Atlantic Group	Yes.GHPULCOAL.7617591
	0110	111	016520	016520	512100	0000	0304	5653	1,041.92			Supplemental Labor - The Atlantic Group	Yes.GHPULCOAL.7633080
	0110	111	016520	016520	512100	0000	0304	5653	688.48			Supplemental Labor - The Atlantic Group	Yes.GHPULCOAL.7663712
	0110	111	016520	016520	512100	0000	0304	5652	2,597.90			Supplemental Labor - The Atlantic Group	Yes.GHPULCOAL.7665988
	0110	111	016520	016520	512100	0000	0304	5652	85.50			Supplemental Labor - The Atlantic Group	Yes.GHPULCOAL.7670145
	0110	111	016520	016520	512100	0000	0304	5651	85.50			Supplemental Labor - The Atlantic Group	Yes.GHPULCOAL.7670205
	0110	111	016520	016520	512100	0000	0304	5654	85.50			Supplemental Labor - The Atlantic Group	Yes.GHPULCOAL.7670209
	0110	111	016520	016520	512100	0000	0304	5653	85.50			Supplemental Labor - The Atlantic Group	Yes.GHPULCOAL.7673357
	0110	111	016520	016520	512100	0000	0304	5653	1,009.13			Supplemental Labor - The Atlantic Group	Yes.GHPULCOAL.7686157
	0110	111	016520	016520	512100	0000	0304	5653	1,404.35			Supplemental Labor - The Atlantic Group	Yes.GHPULCOAL.7686376
	0110	111	016520	016520	512100	0000	0304	5652	387.92			Supplemental Labor - The Atlantic Group	Yes.GHPULCOAL.7687121
	0110	111	016520	016520	512100	0000	0304	5652	581.36			Supplemental Labor - The Atlantic Group	Yes.GHPULCOAL.7687144
	0110	111	016520	016520	512100	0000	0304	5651	595.28			Supplemental Labor - The Atlantic Group	Yes.GHSOOTBLR.7668912
	0110	111	016520	016520	512100	0000	0304	5653	368.16			Supplemental Labor - The Atlantic Group	Yes.GHSOOTBLR.7668952
	0110	111	016520	016520	512100	0000	0304	5651	285.36			Supplemental Labor - The Atlantic Group	Yes.GHSOOTBLR.7673325
	0110	111	016520	016520	512100	0000	0304	5653	424.24			Supplemental Labor - The Atlantic Group	Yes.GHSOOTBLR.7673342
	0110	111	016520	016520	512100	0000	0304	5652	71.34			Supplemental Labor - The Atlantic Group	Yes.GHSOOTBLR.7678215

Attachment to Response to AG-KIUC-2 Question 22(h)
 Case No. 2020-00350
 Page 27 of 166
 Garrett

Database ORAOEBSPROD.OEBSPROD
 Data Access Set LGE ENERGY LLC
 Ledger LGE ENERGY LLC
 Chart Of Accounts Accounting Flexfield
 Currency USD

Category	* List - Text Accrual
Source	* List - Text Spreadsheet
Accounting Date	* List - Date 12/31/2019
Group ID	Number 12046
Batch Name	Text PG-SML
Journal Name	Text J701-0110-1219
Journal Description	Text Power Generation Accrual
Reverse Journal	List - Text Yes
Reversal Period/Date	List - Text JAN-2020

Upl	Company	Product	Org	Exp Org	Account	IC	Exp Type	Loc	Debit	Credit	Stat Amount	Line Description	Line DFF (Project.Task)
					* List - Text				* Number	* Number	Number	Text	List - Text
	0110	111	016520	016520	512100	0000	0304	5652	184.08			Supplemental Labor - The Atlantic Group	Yes.GHSOOTBLR.7678216
	0110	111	016520	016520	512100	0000	0304	5652	71.34			Supplemental Labor - The Atlantic Group	Yes.GHSOOTBLR.7678217
	0110	111	016520	016520	512100	0000	0304	5651	1,160.56			Supplemental Labor - The Atlantic Group	Yes.GHSOOTBLR.7685642
	0110	111	016520	016520	512100	0000	0304	5652	368.16			Supplemental Labor - The Atlantic Group	Yes.GHSOOTBLR.7690204
	0110	111	016520	016520	512100	0000	0304	5652	71.34			Supplemental Labor - The Atlantic Group	Yes.GHSOOTBLR.7690205
	0110	111	016520	016520	512100	0000	0304	5652	148.82			Supplemental Labor - The Atlantic Group	Yes.GHSOOTBLR.7690477
	0110	111	016520	016520	512100	0000	0304	5652	214.00			Supplemental Labor - The Atlantic Group	Yes.GHSOOTBLR.7690515
	0110	111	016520	016520	512100	0000	0304	5652	148.82			Supplemental Labor - The Atlantic Group	Yes.GHSOOTBLR.7690516
	0110	111	016520	016520	512100	0000	0304	5652	148.82			Supplemental Labor - The Atlantic Group	Yes.GHSOOTBLR.7690520
	0110	111	016520	016520	512100	0000	0304	5652	71.34			Supplemental Labor - The Atlantic Group	Yes.GHSOOTBLR.7691432
	0110	111	016520	016520	512100	0000	0304	5652	148.82			Supplemental Labor - The Atlantic Group	Yes.GHSOOTBLR.7692110
	0110	111	016520	016520	512100	0000	0304	5653	398.08			Supplemental Labor - The Atlantic Group	Yes.GHSOOTBLR.7696121
	0110	111	016520	016520	511100	0000	0304	5657	1,918.60			Supplemental Labor - The Atlantic Group	Yes.GHSTRGRND.7381791
	0110	111	016520	016520	511100	0000	0304	5657	1,386.28			Supplemental Labor - The Atlantic Group	Yes.GHSTRGRND.7426173
	0110	111	016520	016520	511100	0000	0304	5657	859.92			Supplemental Labor - The Atlantic Group	Yes.GHSTRGRND.7426176
	0110	111	016520	016520	511100	0000	0304	5657	4,245.98			Supplemental Labor - The Atlantic Group	Yes.GHSTRGRND.7426180
	0110	111	016520	016520	511100	0000	0304	5657	315.12			Supplemental Labor - The Atlantic Group	Yes.GHSTRGRND.7636480
	0110	111	016520	016520	511100	0000	0304	5657	630.16			Supplemental Labor - The Atlantic Group	Yes.GHSTRGRND.7673297
	0110	111	016520	016520	512100	0000	0304	5651	1,099.05			Supplemental Labor - The Atlantic Group	Yes.GHTURBGEN.7663677
	0110	111	016520	016520	513100	0000	0304	5654	64.12			Supplemental Labor - The Atlantic Group	Yes.GHTURBGEN.7690774
	0110	111	016520	016520	512100	0000	0304	5656	128.25			Supplemental Labor - The Atlantic Group	Yes.GHWTRTRM.7671782
	0110	111	016520	016520	506159	0000	0304	5651	3,539.60			Supplemental Labor - Facilities Performance Group	Yes.GHSO3OPS.7347545
	0110	111	016520	016520	506159	0000	0304	5653	3,536.33			Supplemental Labor - Facilities Performance Group	Yes.GHSO3OPS.7347552

Attachment Response to AG-KIUC-2 Question 22(h)
 Case No. 2020-00350
 Page 28 of 166

Database ORAOEBSPROD.OEBSPROD
 Data Access Set LGE ENERGY LLC
 Ledger LGE ENERGY LLC
 Chart Of Accounts Accounting Flexfield
 Currency USD

Category	* List - Text Accrual
Source	* List - Text Spreadsheet
Accounting Date	* List - Date 12/31/2019
Group ID	Number 12046
Batch Name	Text PG-SML
Journal Name	Text J701-0110-1219
Journal Description	Text Power Generation Accrual
Reverse Journal	List - Text Yes
Reversal Period/Date	List - Text JAN-2020

Upl	Company	Product	Org	Exp Org	Account	IC	Exp Type	Loc	Debit	Credit	Stat Amount	Line Description	Line DFF (Project.Task)
					* List - Text				* Number	* Number	Number	Text	List - Text
	0110	111	016520	016520	506159	0000	0304	5654	3,547.09			Supplemental Labor - Facilities Performance Group	Yes.GHSO3OPS.7347576
	0110	111	016520	016520	506159	0000	0304	5652	3,538.33			Supplemental Labor - Facilities Performance Group	Yes.GHSO3OPS.7347577
	0110	111	016520	016520	511100	0000	0304	5657	3,437.08			Supplemental Labor - Facilities Performance Group	Yes.GHSTRGRND.7349263
	0110	111	016520	016520	511100	0000	0304	5657	5,787.19			Supplemental Labor - Facilities Performance Group	Yes.GHSTRGRND.7371575
	0110	111	016520	016520	511100	0000	0304	5657	2,013.37			Supplemental Labor - Facilities Performance Group	Yes.GHSTRGRND.7446129
	0110	111	016520	016520	511100	0000	0304	5651	4,187.39			Supplemental Labor - Facilities Performance Group	Yes.GHSTRGRND.7491876
	0110	111	016520	016520	511100	0000	0304	5657	2,069.33			Supplemental Labor - Facilities Performance Group	Yes.GHSTRGRND.7491878
	0110	111	016520	016520	511100	0000	0304	5657	3,951.27			Supplemental Labor - Facilities Performance Group	Yes.GHSTRGRND.7491879
	0110	111	016520	016520	502011	0000	0699	5657		28,740.56		Gypsum Premium, 3rd qtr, 2019	Yes.GH-GYPSAL.GYP SALES ECR
	0110	111	016520	016520	502011	0000	0699	5657		12,084.11		Gypsum Premium, Dec, 2019	Yes.GH-GYPSAL.GYP SALES ECR
	0110	111	016520	016520	502011	0000	0699	5657		142,255.19		Gypsum Sales, ECR, Dec, 2019	Yes.GH-GYPSAL.GYP SALES ECR
	0110	111	016520	016520	502001	0000	0699	5657		38,666.67		Gypsum Sales, Non ECR, Dec, 2019	Yes.GHGYPSCALE.GYPSUM SALES
	0110	111	016520	016520	501253	0000	0699	5654		39,292.00		Ash Sales, Dec, 2019	Yes.GHASHSALE.SALES
	0110	111	016520	016520	502013	0000	0301	5657	56,400.00			Monthly Landfill Fee	Yes.GHCCROPS.CCROPS
	0110	111	016520	016520	512100	0000	0452	5657		45,557.00		Correction to Warehouse	Yes.GHFUELHDL.7609489
	0110	111	015590	015590	163016	0000	0452	0000	45,557.00			Correction to Warehouse	
	0110	111	016220	016220	512100	0000	0301	5623	45,000.00			Accrual-PO 673816-OPTIMAL INSPECTIO	Yes.157856.7403972
	0110	111	016220	016220	512151	0000	0301	5623	23,213.90			Accrual-PO 675639-THOMPSON INDUST	Yes.B3SCRDUCT.512151
	0110	111	016220	016220	512151	0000	0301	5623	15,689.68			Accrual-PO 678196-MECHANICAL CONS	Yes.B3SCRDUCT.512151
	0110	111	016220	016220	512100	0000	0452	5623	26,774.00			Accrual-PO 673884-PRECISION COOLING	Yes.BR3AUXF19.5623
	0110	111	016220	016220	512100	0000	0301	5623	110,191.00			Accrual-PO 673884-PRECISION COOLING	Yes.BR3AUXF19.5623
	0110	111	016220	016220	512100	0000	0301	5623	11,735.85			Accrual-PO 675639-THOMPSON INDUST	Yes.BR3AUXF19.5623
	0110	111	016220	016220	512100	0000	0301	5623	33,482.87			Accrual-PO 680067-MECHANICAL CONS	Yes.BR3AUXF19.5623
	0110	111	016220	016220	512100	0000	0301	5623	22,700.00			Accrual-PO 682001-MECHANICAL CONS	Yes.BR3AUXF19.5623
	0110	111	016220	016220	512100	0000	0301	5623	5,000.00			Accrual-PO 682002-MISTRAS GROUP IN	Yes.BR3AUXF19.5623
	0110	111	016220	016220	512100	0000	0301	5623	5,000.00			Accrual-PO 682756-MISTRAS GROUP IN	Yes.BR3AUXF19.5623
	0110	111	016220	016220	512100	0000	0301	5623	1,500.00			Accrual-PO 682758-ACUREN INSPECTIO	Yes.BR3AUXF19.5623
	0110	111	016220	016220	512100	0000	0301	5623	60,000.00			Accrual-PO 682765-MECHANICAL CONS	Yes.BR3AUXF19.5623
	0110	111	016220	016220	512100	0000	0301	5623	454,362.41			Accrual-PO 683307-MECHANICAL CONS	Yes.BR3AUXF19.5623
	0110	111	016220	016220	512100	0000	0301	5623	33,479.00			Accrual-PO 667881-CLASSIC INDUSTRIAL	Yes.BR3AUXF19.5623
	0110	111	016220	016220	513100	0000	0301	5623	2,100.00			Accrual-PO-MECHANICAL DYNAMICS AT	Yes.BR3TURS19.5623
	0110	111	016220	016220	513100	0000	0301	5623	(73,271.00)			Accrual-PO-MECHANICAL DYNAMICS AT	Yes.BR3TURS19.5623
	0110	111	016220	016220	513100	0000	0301	5623	8,400.00			Accrual-PO-MECHANICAL DYNAMICS AT	Yes.BR3TURS19.5623

Attachment to Responses to AGC Public Question 22(h)
 Case No. 2020-00350
 Page 29 of 166
 Garrett

Database ORAOEBSPROD.OEBSPROD
 Data Access Set LGE ENERGY LLC
 Ledger LGE ENERGY LLC
 Chart Of Accounts Accounting Flexfield
 Currency USD

Category	* List - Text Accrual
Source	* List - Text Spreadsheet
Accounting Date	* List - Date 12/31/2019
Group ID	Number 12046
Batch Name	Text PG-SML
Journal Name	Text J701-0110-1219
Journal Description	Text Power Generation Accrual
Reverse Journal	List - Text Yes
Reversal Period/Date	List - Text JAN-2020

Upl	Company	Product	Org	Exp Org	Account	IC	Exp Type	Loc	Debit	Credit	Stat Amount	Line Description	Line DFF (Project.Task)
					* List - Text				* Number	* Number	Number	Text	List - Text
	0110	111	016220	016220	513100	0000	0301	5623	(9,312.00)			Accrual-PO-MECHANICAL DYNAMICS AN	Yes.BR3TURS19.5623
	0110	111	016220	016220	513100	0000	0301	5623	527,680.00			Accrual-PO-MECHANICAL DYNAMICS AN	Yes.BR3TURS19.5623
	0110	111	016220	016220	513100	0000	0301	5623	29,000.00			Accrual-PO-MECHANICAL DYNAMICS AN	Yes.BR3TURS19.5623
	0110	111	016220	016220	513100	0000	0301	5623	7,000.00			Accrual-PO-MECHANICAL DYNAMICS AN	Yes.BR3TURS19.5623
	0110	111	016220	016220	513100	0000	0301	5623	50,408.00			Accrual-PO-MECHANICAL DYNAMICS AN	Yes.BR3TURS19.5623
	0110	111	016220	016220	513100	0000	0301	5623	75,000.00			Accrual-PO-MECHANICAL DYNAMICS AN	Yes.BR3TURS19.5623
	0110	111	016220	016220	513100	0000	0301	5623	261,728.70			Accrual-PO 675499-MECHANICAL DYNA	Yes.BR3TURS19.5623
	0110	111	016220	016220	513100	0000	0301	5623	4,920.00			Accrual-PO 682738-BENTLY NEVADA LL	Yes.BR3TURS19.5623
	0110	111	016220	016220	426501	0000	0301	5623	2,815.36			Accrual-PO-10TH PLANET-KU/PULLOVE	Yes.BRADMIN:EMPREC-D
	0110	111	016220	016220	426501	0000	0301	5623	8,000.00			Accrual-PO-HILTON:HOLIDAY:PARTY DC	Yes.BRADMIN:HOLIDAY-D
	0110	111	016220	016220	512011	0000	0301	5623	1,110.00			Accrual-PO 669934-ENVIRONMENTAL S	Yes.BRAQCOTH.7519743
	0110	111	016220	016220	512100	0000	0452	5623	5,100.00			Accrual-PO 682762-GE STEAM POWER	Yes.BRBOILERS.5623
	0110	111	016220	016220	512107	0000	0301	5620	8,000.00			Accrual-PO 679510-UNITED CONVEYOR	Yes.BRCCRBT.5620
	0110	111	016220	016220	512005	0000	0301	5630	4,339.40			Accrual-PO 678600-RPS COMPOSITES C	Yes.BRFGDABS.5630
	0110	111	016220	016220	512005	0000	0452	5630	1,742.99			Accrual-PO 678600-RPS COMPOSITES C	Yes.BRFGDABS.5630
	0110	111	016220	016220	512005	0000	0452	5630	2,064.76			Accrual-PO 681550-MECHANICAL CONS	Yes.BRFGDABS.5630
	0110	111	016220	016220	512005	0000	0301	5630	461.25			Accrual-PO 683365-ABELL ELEVATOR IN	Yes.BRFGDMPE.5630
	0110	111	016220	016220	512100	0000	0301	5620	2,000.00			Accrual-PO 679817-MPW INDUSTRIAL S	Yes.BRFUELHAN.5620
	0110	111	016220	016220	514100	0000	0301	5620	3,250.00			Accrual-PO 681144-ABELL ELEVATOR IN	Yes.BRMISCEQ.5620
	0110	111	016220	016220	501090	0000	0301	5620	983.45			Accrual-PO 682328-SOUTHERN PETROL	Yes.BROPMBLEQ.5620
	0110	111	016220	016220	513100	0000	0301	5620	3,000.00			Accrual-PO 682760-PRECISION SERVICE	Yes.BRSRVWAT.5620
	0110	111	016220	016220	511100	0000	0301	5620	1,400.00			Accrual-PO 625222-READY ELECTRIC-E	Yes.BRSTRGR.5620
	0110	111	016220	016220	511100	0000	0301	5620	8,300.00			Accrual-PO 625222-READY ELECTRIC-E	Yes.BRSTRGR.5620
	0110	111	016220	016220	511100	0000	0301	5620	1,000.00			Accrual-PO 680601-OVERHEAD DOOR C	Yes.BRSTRGR.5620
	0110	111	016220	016220	506100	0000	0452	5620	773.88			Accrual-PO 682328-SOUTHERN PETROL	Yes.BRTRANVEH.5620
	0110	111	016220	016220	511100	0000	0301	5622	14,800.00			Accrual-PO 671849-R AND P INDUSTRIA	Yes.BSTACKRPR.5622
	0110	111	016220	016220	512100	0000	0301	5625	6,270.00			Accrual-PO 671849-R AND P INDUSTRIA	Yes.BSTACKRPR.7550733
	0110	111	016220	016220	512100	0000	0301	5625	1,900.00			Accrual-PO 671849-R AND P INDUSTRIA	Yes.BSTACKRPR.7550733
	0110	111	016220	016220	511100	0000	0301	5622	5,702.00			Accrual-PO 671849-R AND P INDUSTRIA	Yes.BSTACKRPR.5622
	0110	111	016300	016300	553010	0000	0301	5642	16,000.00			Accrual-PO 676581-Midwest Switchgear-Int	Yes.BRCTAEE.5642
	0110	111	016300	016300	553010	0000	0301	5646	6,000.00			Accrual-PO 678087-ALIMAK GROUP USA	Yes.BRCTICEPL.5646
	0110	111	016300	016300	554100	0000	0301	5642	5,725.48			Accrual-PO 681807-EQUIPMENT DEPOT	Yes.BRCTMPE.5642
	0110	111	016300	016300	554100	0000	0301	5642	8,000.00			Accrual-PO 682591-SUPERIOR ENVIRON	Yes.BRCTMPE.5642
	0110	111	016910	016910	544100	0000	0301	5691	2,744.00			Accrual-PO 682706-SWIFT INDUSTRIAL	Yes.DXAEE.7702891
	0110	111	016910	016910	541100	0000	0301	5691	9,500.00			Accrual-PO 681092-HDR ENGINEERING	Yes.DXMTNCSE.5691
	0110	111	016910	016910	542100	0000	0301	5691	65,716.23			Accrual-PO 678955-MECHANICAL CONS	Yes.DXSTRGR.5691
	0110	111	016220	016220	107001	0000	0301	5623	97,000.00			Accrual-PO 675664-READY ELECTRIC C	Yes.133964.107001
	0110	111	016220	016220	107001	0000	0301	5623	3,917.00			Accrual-PO 675664-READY ELECTRIC C	Yes.133964.107001

Attachment to Response to ECR 133964-2020-00350
 Question 22(h)
 Page 30 of 166
 Garrett

Database ORAOEBSPROD.OEBSPROD
 Data Access Set LGE ENERGY LLC
 Ledger LGE ENERGY LLC
 Chart Of Accounts Accounting Flexfield
 Currency USD

Category * List - Text Accrual
 Source * List - Text Spreadsheet
 Accounting Date * List - Date 12/31/2019
 Group ID Number 12046
 Batch Name Text PG-SML
 Journal Name Text J701-0110-1219
 Journal Description Text Power Generation Accrual
 Reverse Journal List - Text Yes
 Reversal Period/Date List - Text JAN-2020

Upl	Company	Product	Org	Exp Org	Account	IC	Exp Type	Loc	Debit	Credit	Stat Amount	Line Description	Line DFF (Project.Task)
					* List - Text				* Number	* Number	Number	Text	List - Text
	0110	111	016220	016220	107001	0000	0301	5623	18,523.12			Accrual-PO 674862-ACCUMETRICS INC-	Yes.137165.107001
	0110	111	016220	016220	107001	0000	0301	5620	110,997.07			Accrual-PO 673408-MECHANICAL CONS	Yes.144456.107001
	0110	111	016220	016220	107001	0000	0301	5623	65,727.00			Accrual-PO 675250-MECHANICAL DYNA	Yes.144722.107001
	0110	111	016220	016220	107001	0000	0301	5623	25,230.00			Accrual-PO 675252-MECHANICAL DYNA	Yes.144725.107001
	0110	111	016220	016220	107001	0000	0301	5623	28,041.00			Accrual-PO 675281-MECHANICAL DYNA	Yes.144727.107001
	0110	111	016220	016220	107001	0000	0301	5623	34,980.00			Accrual-PO 680060-GARDNER DENVER	Yes.147993.107001-U3
	0110	111	016220	016220	107001	0000	0452	5623	1,081.00			Accrual-PO 682900-CDW DIRECT LLC-15	Yes.155070.107001
	0110	111	016220	016220	107001	0000	0301	5620	9,000.00			Accrual-PO 625222-READY ELECTRIC-E	Yes.155090.107001
	0110	111	016220	016220	107001	0000	0301	5630	6,250.00			Accrual-PO 625222-READY ELECTRIC-E	Yes.155091.107001
	0110	111	016220	016220	107001	0000	0301	5623	33,539.99			Accrual-PO 664886-ALSTOM POWER INC	Yes.155094.107001
	0110	111	016220	016220	107001	0000	0452	5623	147,380.00			Accrual-PO 676229-MECHANICAL DYNA	Yes.157251.107001
	0110	111	016220	016220	107001	0000	0301	5623	5,000.00			Accrual-PO 677476-MECHANICAL CONSTRUCT	Yes.157252.107001
	0110	111	016220	016220	107001	0000	0301	5623	1,227.40			Accrual-PO 681294-HIBBS ELECTROME	Yes.157252.107001
	0110	111	016220	016220	107001	0000	0301	5623	179,597.35			Accrual-PO 676417-WHAYNE SUPPLY C	Yes.157305.107001
	0110	111	016220	016220	107001	0000	0452	5623	419,059.00			Accrual-PO 676417-WHAYNE SUPPLY C	Yes.157305.107001
	0110	111	016220	016220	107001	0000	0301	5623	15,000.00			Accrual-PO 668001-THERMALTECH ENG	Yes.157308.107001
	0110	111	016220	016220	107001	0000	0301	5623	209,000.00			Accrual-PO 660159-KSB INC-INSPECTIO	Yes.158721.107001
	0110	111	016220	016220	107001	0000	0301	5623	206,000.00			Accrual-PO 666017-KSB INC-INSPECTIO	Yes.158723.107001
	0110	111	016220	016220	108901	0000	0301	5624	3,300.00			Accrual-PO 679712-PECCO INC-HYDROS	Yes.159046.108901
	0110	111	016220	016220	108901	0000	0301	5624	20,166.31			Accrual-PO 680993-MECHANICAL CONS	Yes.159046.108901
	0110	111	016220	016220	108901	0000	0301	5624	39,699.99			Accrual-PO 680995-MECHANICAL CONS	Yes.159046.108901
	0110	111	016220	016220	107001	0000	0301	5623	600.00			Accrual-PO 681294-HIBBS ELECTROME	Yes.159154.107001
	0110	111	016220	016220	107001	0000	0301	5623	18,000.00			Accrual-PO 682257-WEG ELECTRIC CO	Yes.159154.107001
	0110	111	016220	016220	107001	0000	0301	5623	26,986.00			Accrual-PO 675248-MECHANICAL DYNA	Yes.159617.107001
	0110	111	016220	016220	107001	0000	0301	5623	1,227.40			Accrual-PO 681294-HIBBS ELECTROME	Yes.159618.107001
	0110	111	016220	016220	107001	0000	0301	5623	25,028.00			Accrual-PO 673884-PRECISION COOLING	Yes.160648.107001
	0110	111	016220	016220	107001	0000	0452	5623	17,389.00			Accrual-PO 673884-PRECISION COOLING	Yes.160648.107001
	0110	111	016220	016220	107001	0000	0301	5623	2,214.26			Accrual-PO 678096-MECHANICAL CONS	Yes.160808.107001
	0110	111	016300	016300	107001	0000	0301	5645	1,500.00			Accrual-PO 625222-READY ELECTRIC-E	Yes.144541.107001
	0110	111	016300	016300	107001	0000	0452	5641	598,877.00			Accrual-PO 682891-General Electric-BRC	Yes.147950.107001
	0110	111	016300	016300	107001	0000	0301	5636	17,050.00			Accrual-PO 677837-General Electric -Flux	Yes.160820.107001
	0110	111	016300	016300	107001	0000	0452	5636	26,144.00			Accrual-PO 677837-General Electric -Flux	Yes.160820.107001
	0110	111	016220	016300	107001	0000	0301	5620	27,744.20			Accrual-PO 679433-READY ELECTRIC-E	Yes.160975.107001
	0110	111	016910	016910	107001	0000	0301	5691	14,935.00			Accrual-PO 682588-MECHANICAL CONS	Yes.161271.107001
	0110	111	016300	016300	549100	0000	0301	5636	850.00			Accrual-PO 635044-Airgas-Mid America-C	Yes.BRCTMEXP.CT6GAS
	0110	111	016300	016300	549100	0000	0301	5637	850.00			Accrual-PO 635044-Airgas-Mid America-C	Yes.BRCTMEXP.CT7GAS
	0110	111	016220	016220	505100	0000	0301	5620	950.00			Accrual-PO 580526-Brenntag MidSouth-BR	Yes.BRWTCHEM.5620
	0110	111	016220	016220	502002	0000	0413	5620	4,000.00			Accrual-PO 580526-Brenntag MidSouth-BR	Yes.BRWTCHEM.5620

Attachment to Response to A.G. KHIC 2 Question 22(h)
 Case No. 2020-00350
 Page 31 of 166
 Garrett

Database ORAOEBSPROD.OEBSPROD
 Data Access Set LGE ENERGY LLC
 Ledger LGE ENERGY LLC
 Chart Of Accounts Accounting Flexfield
 Currency USD

Category * List - Text Accrual
 Source * List - Text Spreadsheet
 Accounting Date * List - Date 12/31/2019
 Group ID Number 12046
 Batch Name Text PG-SML
 Journal Name Text J701-0110-1219
 Journal Description Text Power Generation Accrual
 Reverse Journal List - Text Yes
 Reversal Period/Date List - Text JAN-2020

Upl	Company	Product	Org	Exp Org	Account	IC	Exp Type	Loc	Debit	Credit	Stat Amount	Line Description	Line DFF (Project.Task)
					* List - Text				* Number	* Number	Number	Text	List - Text
	0110	111	016220	016220	511100	0000	0303	5620	3,000.00			Accrual-PO -Day & Zimmerman-Clearing S	Yes.BRSTRGR.5620
	0110	111	016220	016220	514100	0000	0301	5620	7,000.00			Accrual-PO 637541-Black and Veatch Cor	Yes.BRSFWLIC.RPM
	0110	111	016220	016220	502013	0000	0304	5620	60,913.00			Accrual-PO -SAILA-Landfill Operation	Yes.BRLANDFIL.502013
	0110	111	016300	016220	549100	0000	0663	5642	1,000.00			Accrual-PO 659558-Lake Village-Water	Yes.BRCTWTUSE.5642
	0110	111	016220	016220	506100	0000	0663	5620	1,000.00			Accrual-PO 659558-Lake Village-Water	Yes.BRWTRUSE.5620
	0110	111	016220	016220	512017	0000	0301	5623	487.79			Accrual-PO-PIC-AUX-TRAC SERVICES	Yes.BRASHHAND.7669590
	0110	111	016220	016220	512017	0000	0304	5620	1,506.89			Accrual-PO-DAY & ZIMMERMAN (ATLAN	Yes.BRASHHAND.7669778
	0110	111	016220	016220	512017	0000	0304	5620	285.12			Accrual-PO-DAY & ZIMMERMAN (ATLAN	Yes.BRASHHAND.7671305
	0110	111	016220	016220	512017	0000	0304	5620	178.20			Accrual-PO-DAY & ZIMMERMAN (ATLAN	Yes.BRASHHAND.7672102
	0110	111	016220	016220	512017	0000	0304	5620	285.12			Accrual-PO-DAY & ZIMMERMAN (ATLAN	Yes.BRASHHAND.7673382
	0110	111	016300	016220	552100	0000	0304	5642	178.20			Accrual-PO-DAY & ZIMMERMAN (ATLAN	Yes.BRCTSG.7668978
	0110	111	016300	016220	552100	0000	0304	5642	35.64			Accrual-PO-DAY & ZIMMERMAN (ATLAN	Yes.BRCTSG.7670230
	0110	111	016300	016220	552100	0000	0304	5642	516.78			Accrual-PO-DAY & ZIMMERMAN (ATLAN	Yes.BRCTSG.7008044
	0110	111	016220	016220	512005	0000	0304	5630	17.82			Accrual-PO-DAY & ZIMMERMAN (ATLAN	Yes.BRCTSG.7671957
	0110	111	016220	016220	512005	0000	0304	5630	546.22			Accrual-PO-DAY & ZIMMERMAN (ATLAN	Yes.BRFGLDHD.7663132
	0110	111	016220	016220	512005	0000	0304	5630	398.68			Accrual-PO-DAY & ZIMMERMAN (ATLAN	Yes.BRFGLDHD.7664180
	0110	111	016220	016220	512005	0000	0304	5630	108.58			Accrual-PO-DAY & ZIMMERMAN (ATLAN	Yes.BRFGLDHD.7678804
	0110	111	016220	016220	512005	0000	0304	5630	105.21			Accrual-PO-DAY & ZIMMERMAN (ATLAN	Yes.BRFGLDHD.7672024
	0110	111	016220	016220	512005	0000	0304	5630	70.14			Accrual-PO-DAY & ZIMMERMAN (ATLAN	Yes.BRFGLDHD.7672525
	0110	111	016220	016220	512005	0000	0304	5630	72.42			Accrual-PO-DAY & ZIMMERMAN (ATLAN	Yes.BRFGLDHD.7669547
	0110	111	016220	016220	512005	0000	0304	5630	253.46			Accrual-PO-DAY & ZIMMERMAN (ATLAN	Yes.BRFGLDHD.7691324
	0110	111	016220	016220	512005	0000	0304	5630	142.56			Accrual-PO-DAY & ZIMMERMAN (ATLAN	Yes.BRFGLDHD.7670414
	0110	111	016220	016220	512100	0000	0304	5620	119.48			Accrual-PO-DAY & ZIMMERMAN (ATLAN	Yes.BRFUELHAN.7659282
	0110	111	016220	016220	512100	0000	0304	5620	929.33			Accrual-PO-DAY & ZIMMERMAN (ATLAN	Yes.BRFUELHAN.7659428
	0110	111	016220	016220	512100	0000	0304	5624	89.61			Accrual-PO-DAY & ZIMMERMAN (ATLAN	Yes.BRFUELHAN.7659880
	0110	111	016220	016220	512100	0000	0304	5620	872.89			Accrual-PO-DAY & ZIMMERMAN (ATLAN	Yes.BRFUELHAN.7661577
	0110	111	016220	016220	512100	0000	0304	5620	119.48			Accrual-PO-DAY & ZIMMERMAN (ATLAN	Yes.BRFUELHAN.7664043
	0110	111	016220	016220	512100	0000	0304	5620	929.33			Accrual-PO-DAY & ZIMMERMAN (ATLAN	Yes.BRFUELHAN.7665139
	0110	111	016220	016220	512100	0000	0304	5624	89.61			Accrual-PO-DAY & ZIMMERMAN (ATLAN	Yes.BRFUELHAN.7664929
	0110	111	016220	016220	512100	0000	0304	5620	872.89			Accrual-PO-DAY & ZIMMERMAN (ATLAN	Yes.BRFUELHAN.7665799
	0110	111	016220	016220	512100	0000	0304	5620	1,048.81			Accrual-PO-DAY & ZIMMERMAN (ATLAN	Yes.BRFUELHAN.7668258
	0110	111	016220	016220	512100	0000	0304	5620	1,201.94			Accrual-PO-DAY & ZIMMERMAN (ATLAN	Yes.BRFUELHAN.7668521
	0110	111	016220	016220	512100	0000	0304	5620	234.56			Accrual-PO-DAY & ZIMMERMAN (ATLAN	Yes.BRFUELHAN.7668872
	0110	111	016220	016220	512100	0000	0304	5620	1,489.27			Accrual-PO-DAY & ZIMMERMAN (ATLAN	Yes.BRFUELHAN.7669021
	0110	111	016220	016220	512100	0000	0304	5623	59.74			Accrual-PO-DAY & ZIMMERMAN (ATLAN	Yes.BRFUELHAN.7669478
	0110	111	016220	016220	512100	0000	0304	5624	59.74			Accrual-PO-DAY & ZIMMERMAN (ATLAN	Yes.BRFUELHAN.7669507
	0110	111	016220	016220	512100	0000	0304	5620	2,176.37			Accrual-PO-DAY & ZIMMERMAN (ATLAN	Yes.BRFUELHAN.7672102
	0110	111	016220	016220	512100	0000	0304	5620	2,671.37			Accrual-PO-DAY & ZIMMERMAN (ATLAN	Yes.BRFUELHAN.7672102

Attachment to Response to AIG K&H Q2 Question 22(h)
 Case No. 2020-00350
 Page 32 of 166
 Garrett

Database ORAOEBSPROD.OEBSPROD
 Data Access Set LGE ENERGY LLC
 Ledger LGE ENERGY LLC
 Chart Of Accounts Accounting Flexfield
 Currency USD

Category * List - Text Accrual
 Source * List - Text Spreadsheet
 Accounting Date * List - Date 12/31/2019
 Group ID Number 12046
 Batch Name Text PG-SML
 Journal Name Text J701-0110-1219
 Journal Description Text Power Generation Accrual
 Reverse Journal List - Text Yes
 Reversal Period/Date List - Text JAN-2020

Upl	Company	Product	Org	Exp Org	Account	IC	Exp Type	Loc	Debit	Credit	Stat Amount	Line Description	Line DFF (Project.Task)
					* List - Text				* Number	* Number	Number	Text	List - Text
	0110	111	016220	016220	512100	0000	0304	5620	1,755.27			Accrual-PO-DAY & ZIMMERMAN (ATLAN	Yes.BRFUELHAN.7672645
	0110	111	016220	016220	512100	0000	0304	5620	72.84			Accrual-PO-DAY & ZIMMERMAN (ATLAN	Yes.BRFUELHAN.7679074
	0110	111	016220	016220	512100	0000	0304	5620	217.16			Accrual-PO-DAY & ZIMMERMAN (ATLAN	Yes.BRFUELHAN.7701006
	0110	111	016220	016220	512100	0000	0304	5620	1,394.17			Accrual-PO-DAY & ZIMMERMAN (ATLAN	Yes.BRFUELHAN.7669788
	0110	111	016220	016220	512100	0000	0304	5620	1,540.16			Accrual-PO-DAY & ZIMMERMAN (ATLAN	Yes.BRFUELHAN.7670495
	0110	111	016220	016220	512100	0000	0304	5620	1,540.16			Accrual-PO-DAY & ZIMMERMAN (ATLAN	Yes.BRFUELHAN.7672958
	0110	111	016220	016220	512100	0000	0304	5620	1,733.30			Accrual-PO-DAY & ZIMMERMAN (ATLAN	Yes.BRFUELHAN.7673388
	0110	111	016220	016220	512100	0000	0304	5620	703.57			Accrual-PO-DAY & ZIMMERMAN (ATLAN	Yes.BRFUELHAN.7662677
	0110	111	016220	016220	512100	0000	0304	5620	674.92			Accrual-PO-DAY & ZIMMERMAN (ATLAN	Yes.BRFUELHAN.7660109
	0110	111	016220	016220	512100	0000	0304	5620	674.92			Accrual-PO-DAY & ZIMMERMAN (ATLAN	Yes.BRFUELHAN.7660711
	0110	111	016220	016220	512100	0000	0304	5620	674.92			Accrual-PO-DAY & ZIMMERMAN (ATLAN	Yes.BRFUELHAN.7663254
	0110	111	016220	016220	512100	0000	0304	5620	806.42			Accrual-PO-DAY & ZIMMERMAN (ATLAN	Yes.BRFUELHAN.7663546
	0110	111	016220	016220	512100	0000	0304	5620	645.05			Accrual-PO-DAY & ZIMMERMAN (ATLAN	Yes.BRFUELHAN.7664415
	0110	111	016220	016220	512100	0000	0304	5620	29.87			Accrual-PO-DAY & ZIMMERMAN (ATLAN	Yes.BRFUELHAN.7666600
	0110	111	016220	016220	512100	0000	0304	5620	56.64			Accrual-PO-DAY & ZIMMERMAN (ATLAN	Yes.BRFUELHAN.7665698
	0110	111	016220	016220	512100	0000	0304	5620	645.05			Accrual-PO-DAY & ZIMMERMAN (ATLAN	Yes.BRFUELHAN.7666687
	0110	111	016220	016220	512100	0000	0304	5620	674.92			Accrual-PO-DAY & ZIMMERMAN (ATLAN	Yes.BRFUELHAN.7667667
	0110	111	016220	016220	512100	0000	0304	5620	29.87			Accrual-PO-DAY & ZIMMERMAN (ATLAN	Yes.BRFUELHAN.7671246
	0110	111	016220	016220	512100	0000	0304	5620	29.87			Accrual-PO-DAY & ZIMMERMAN (ATLAN	Yes.BRFUELHAN.7671959
	0110	111	016220	016220	512100	0000	0304	5620	178.20			Accrual-PO-DAY & ZIMMERMAN (ATLAN	Yes.BRFUELHAN.7664769
	0110	111	016220	016220	512100	0000	0304	5620	178.20			Accrual-PO-DAY & ZIMMERMAN (ATLAN	Yes.BRFUELHAN.7671795
	0110	111	016220	016220	512100	0000	0304	5620	106.92			Accrual-PO-DAY & ZIMMERMAN (ATLAN	Yes.BRFUELHAN.7672434
	0110	111	016220	016220	512100	0000	0304	5620	71.28			Accrual-PO-DAY & ZIMMERMAN (ATLAN	Yes.BRFUELHAN.7682164
	0110	111	016220	016220	512100	0000	0304	5620	57.54			Accrual-PO-DAY & ZIMMERMAN (ATLAN	Yes.BRFUELHAN.7670430
	0110	111	016220	016220	512100	0000	0304	5620	57.54			Accrual-PO-DAY & ZIMMERMAN (ATLAN	Yes.BRFUELHAN.7672588
	0110	111	016220	016220	512100	0000	0304	5620	28.77			Accrual-PO-DAY & ZIMMERMAN (ATLAN	Yes.BRFUELHAN.7660014
	0110	111	016220	016220	512100	0000	0304	5620	28.77			Accrual-PO-DAY & ZIMMERMAN (ATLAN	Yes.BRFUELHAN.7661469
	0110	111	016220	016220	512100	0000	0304	5620	28.77			Accrual-PO-DAY & ZIMMERMAN (ATLAN	Yes.BRFUELHAN.7665548
	0110	111	016220	016220	512100	0000	0304	5623	86.31			Accrual-PO-DAY & ZIMMERMAN (ATLAN	Yes.BRFUELHAN.7659845
	0110	111	016220	016220	512100	0000	0304	5623	86.31			Accrual-PO-DAY & ZIMMERMAN (ATLAN	Yes.BRFUELHAN.7664900
	0110	111	016220	016220	513100	0000	0304	5620	149.20			Accrual-PO-DAY & ZIMMERMAN (ATLAN	Yes.BRMISCEQ.7672399
	0110	111	016220	016220	511100	0000	0304	5620	29.87			Accrual-PO-DAY & ZIMMERMAN (ATLAN	Yes.BRMISCEQ.7676258
	0110	111	016220	016220	514100	0000	0304	5620	71.28			Accrual-PO-DAY & ZIMMERMAN (ATLAN	Yes.BRMISCEQ.7674296
	0110	111	016220	016220	514100	0000	0304	5620	106.92			Accrual-PO-DAY & ZIMMERMAN (ATLAN	Yes.BRMISCEQ.7672544
	0110	111	016220	016220	513100	0000	0304	5620	35.64			Accrual-PO-DAY & ZIMMERMAN (ATLAN	Yes.BRMISCEQ.7670221
	0110	111	016220	016220	514100	0000	0304	5620	106.92			Accrual-PO-DAY & ZIMMERMAN (ATLAN	Yes.BRMISCEQ.7672638
	0110	111	016220	016220	514100	0000	0304	5620	35.64			Accrual-PO-DAY & ZIMMERMAN (ATLAN	Yes.BRMISCEQ.7669319
	0110	111	016220	016220	511100	0000	0304	5620	36.21			Accrual-PO-DAY & ZIMMERMAN (ATLAN	Yes.BRMISCEQ.7669319

Case No 2020-00350
 Attachment to Response to AG KHG 2 Question 22(h)
 Page 33 of 166

Database ORAOEBSPROD.OEBSPROD
 Data Access Set LGE:ENERGY LLC
 Ledger LGE ENERGY LLC
 Chart Of Accounts Accounting Flexfield
 Currency USD

Category	* List - Text Accrual
Source	* List - Text Spreadsheet
Accounting Date	* List - Date 12/31/2019
Group ID	Number 12046
Batch Name	Text PG-SML
Journal Name	Text J701-0110-1219
Journal Description	Text Power Generation Accrual
Reverse Journal	List - Text Yes
Reversal Period/Date	List - Text JAN-2020

Upl	Company	Product	Org	Exp Org	Account	IC	Exp Type	Loc	Debit	Credit	Stat Amount	Line Description	Line DFF (Project.Task)
					* List - Text				* Number	* Number	Number	Text	List - Text
0110	111	016220	016220	514100	0000	0304	5620		217.25			Accrual-PO-DAY & ZIMMERMAN (ATLAN	Yes.BRMISCEQ.7671849
0110	111	016220	016220	514100	0000	0304	5620		28.77			Accrual-PO-DAY & ZIMMERMAN (ATLAN	Yes.BRMISCEQ.7659431
0110	111	016220	016220	514100	0000	0304	5620		28.77			Accrual-PO-DAY & ZIMMERMAN (ATLAN	Yes.BRMISCEQ.7664419
0110	111	016220	016220	511100	0000	0304	5620		35.64			Accrual-PO-DAY & ZIMMERMAN (ATLAN	Yes.BRMISCEQ.7671958
0110	111	016220	016220	511100	0000	0304	5620		3,756.67			Accrual-PO-DAY & ZIMMERMAN (ATLAN	Yes.BRSTRGR.7084290
0110	111	016220	016220	511100	0000	0304	5620		128.91			Accrual-PO-PIC-TRAC SERVICES	Yes.BRSTRGR.7672634
0110	111	016220	016220	511100	0000	0301	5620		487.79			Accrual-PO-PIC-AUX-TRAC SERVICES	Yes.BRSTRGR.7672634
0110	111	016220	016220	511100	0000	0304	5620		42.97			Accrual-PO-PIC-TRAC SERVICES	Yes.BRSTRGR.7670518
0110	111	016220	016220	511100	0000	0301	5620		161.91			Accrual-PO-PIC-AUX-TRAC SERVICES	Yes.BRSTRGR.7670518
0110	111	016220	016220	511100	0000	0304	5620		108.58			Accrual-PO-DAY & ZIMMERMAN (ATLAN	Yes.BRSTRGR.7671300
0110	111	016220	016220	511100	0000	0304	5620		1,460.48			Accrual-PO-DAY & ZIMMERMAN (ATLAN	Yes.BRSTRGR.7669020
0110	111	016220	016220	511100	0000	0304	5620		312.40			Accrual-PO-DAY & ZIMMERMAN (ATLAN	Yes.BRSTRGR.7669787
0110	111	016220	016220	511100	0000	0304	5620		746.91			Accrual-PO-DAY & ZIMMERMAN (ATLAN	Yes.BRSTRGR.7671309
0110	111	016220	016220	511100	0000	0304	5620		597.52			Accrual-PO-DAY & ZIMMERMAN (ATLAN	Yes.BRSTRGR.7672106
0110	111	016220	016220	511100	0000	0304	5620		312.40			Accrual-PO-DAY & ZIMMERMAN (ATLAN	Yes.BRSTRGR.7673387
0110	111	016220	016220	511100	0000	0304	5620		144.84			Accrual-PO-DAY & ZIMMERMAN (ATLAN	Yes.BRSTRGR.7681617
0110	111	016220	016220	511100	0000	0304	5620		53.46			Accrual-PO-DAY & ZIMMERMAN (ATLAN	Yes.BRSTRGR.7671196
0110	111	016220	016220	511100	0000	0304	5620		144.84			Accrual-PO-DAY & ZIMMERMAN (ATLAN	Yes.BRSTRGR.7669785
0110	111	016220	016220	511100	0000	0304	5620		106.92			Accrual-PO-DAY & ZIMMERMAN (ATLAN	Yes.BRSTRGR.7671799
0110	111	016220	016220	511100	0000	0304	5620		862.96			Accrual-PO-DAY & ZIMMERMAN (ATLAN	Yes.BRSTRGR.7698869
0110	111	016910	016220	544100	0000	0304	5691		53.46			Accrual-PO-DAY & ZIMMERMAN (ATLAN	Yes.DXAE.7671146
0110	111	016910	016220	545100	0000	0304	5691		74.60			Accrual-PO-DAY & ZIMMERMAN (ATLAN	Yes.DXMPE.7669523
0110	111	016910	016220	545100	0000	0304	5691		37.30			Accrual-PO-DAY & ZIMMERMAN (ATLAN	Yes.DXMPE.7669533
0110	111	016910	016220	545100	0000	0304	5691		71.28			Accrual-PO-DAY & ZIMMERMAN (ATLAN	Yes.DXMPE.7672398
0110	111	016910	016220	545100	0000	0304	5691		35.64			Accrual-PO-DAY & ZIMMERMAN (ATLAN	Yes.DXMPE.7672471
0110	111	016910	016220	544100	0000	0304	5691		144.84			Accrual-PO-DAY & ZIMMERMAN (ATLAN	Yes.DXMPE.7664081
0110	111	016910	016220	544100	0000	0304	5691		35.64			Accrual-PO-DAY & ZIMMERMAN (ATLAN	Yes.DXMPE.7671153
0110	111	016910	016220	542100	0000	0304	5691		72.42			Accrual-PO-DAY & ZIMMERMAN (ATLAN	Yes.DXSTRGR.7669004
0110	111	016910	016220	542100	0000	0304	5691		72.42			Accrual-PO-DAY & ZIMMERMAN (ATLAN	Yes.DXSTRGR.7669771
0110	111	016910	016220	542100	0000	0304	5691		71.28			Accrual-PO-DAY & ZIMMERMAN (ATLAN	Yes.DXSTRGR.7670242
0110	111	016910	016220	542100	0000	0304	5691		142.56			Accrual-PO-DAY & ZIMMERMAN (ATLAN	Yes.DXSTRGR.7670497
0110	111	016910	016220	542100	0000	0304	5691		178.20			Accrual-PO-DAY & ZIMMERMAN (ATLAN	Yes.DXSTRGR.7671211
0110	111	016910	016220	542100	0000	0304	5691		71.28			Accrual-PO-DAY & ZIMMERMAN (ATLAN	Yes.DXSTRGR.7671298
0110	111	016910	016220	542100	0000	0304	5691		71.28			Accrual-PO-DAY & ZIMMERMAN (ATLAN	Yes.DXSTRGR.7672097
0110	111	016910	016220	542100	0000	0304	5691		71.28			Accrual-PO-DAY & ZIMMERMAN (ATLAN	Yes.DXSTRGR.7673372
0110	111	016300	016220	553010	0000	0304	5633		35.64			Accrual-PO-DAY & ZIMMERMAN (ATLAN	Yes.BRC13FOR.7672609
0110	111	016220	016220	512100	0000	0301	5623		261.04			Accrual-PO-PIC-AUX-TRAC SERVICES	Yes.BRCIRCWAT.7695541
0110	111	016220	016220	513100	0000	0301	5623		53.97			Accrual-PO-PIC-AUX-TRAC SERVICES	Yes.BRCIRCWAT.7695541

Attachment to Response to G-KHIC2 Question 22(h)
 Case No. 2020-00350
 Page 34 of 166

Database ORAOEBSPROD.OEBSPROD
 Data Access Set LGE ENERGY LLC
 Ledger LGE ENERGY LLC
 Chart Of Accounts Accounting Flexfield
 Currency USD

Category	* List - Text Accrual
Source	* List - Text Spreadsheet
Accounting Date	* List - Date 12/31/2019
Group ID	Number 12046
Batch Name	Text PG-SML
Journal Name	Text J701-0110-1219
Journal Description	Text Power Generation Accrual
Reverse Journal	List - Text Yes
Reversal Period/Date	List - Text JAN-2020

Upl	Company	Product	Org	Exp Org	Account	IC	Exp Type	Loc	Debit	Credit	Stat Amount	Line Description	Line DFF (Project.Task)
					* List - Text				* Number	* Number	Number	Text	List - Text
	0110	111	016220	016220	513100	0000	0304	5620	171.88			Accrual-PO-PIC-TRAC SERVICES	Yes.BRSRVWAT.7667977
	0110	111	016220	016220	513100	0000	0301	5620	325.88			Accrual-PO-PIC-AUX-TRAC SERVICES	Yes.BRSRVWAT.7667977
	0110	111	016220	016220	513100	0000	0304	5623	820.56			Accrual-PO-PIC-TRAC SERVICES	Yes.BRTURGEN.7695471
	0110	111	016220	016220	513100	0000	0301	5623	1,344.56			Accrual-PO-PIC-AUX-TRAC SERVICES	Yes.BRTURGEN.7695471
	0110	111	016220	016220	513100	0000	0301	5623	379.85			Accrual-PO-PIC-AUX-TRAC SERVICES	Yes.BRTURGEN.7698853
	0110	111	016220	016220	512005	0000	0304	5630	85.94			Accrual-PO-PIC-TRAC SERVICES	Yes.BRFGDABS:7663504
	0110	111	016220	016220	512005	0000	0301	5630	107.94			Accrual-PO-PIC-AUX-TRAC SERVICES	Yes.BRFGDABS:7663504
	0110	111	016220	016220	512005	0000	0304	5630	214.85			Accrual-PO-PIC-TRAC SERVICES	Yes.BRFGDABS:7659322
	0110	111	016220	016220	512005	0000	0301	5630	379.85			Accrual-PO-PIC-AUX-TRAC SERVICES	Yes.BRFGDABS:7659322
	0110	111	016220	016220	512151	0000	0304	5623	42.97			Accrual-PO-PIC-TRAC SERVICES	Yes.BR3SBOAH1.7672075
	0110	111	016220	016220	512151	0000	0301	5623	53.97			Accrual-PO-PIC-AUX-TRAC SERVICES	Yes.BR3SBOAH1.7672075
	0110	111	016220	016220	512005	0000	0301	5630	649.70			Accrual-PO-PIC-AUX-TRAC SERVICES	Yes.BRFGDLPR.7665603
	0110	111	016220	016220	512100	0000	0301	5623	325.88			Accrual-PO-PIC-AUX-TRAC SERVICES	Yes.BRBOILDR.7698844
	0110	111	016220	016220	512100	0000	0301	5623	107.94			Accrual-PO-PIC-AUX-TRAC SERVICES	Yes.BRCONDEN.7698852
	0110	111	016220	016220	512100	0000	0301	5623	107.94			Accrual-PO-PIC-AUX-TRAC SERVICES	Yes.BRFEEDWAT.7697506
	0110	111	016220	016220	502013	0000	0304	5620	7,270.30			Accrual-PO-DAY & ZIMMERMAN (ATLAN	Yes.BRCCROPS.7322092
	0110	111	016220	016220	512151	0000	0304	5623	859.16			Accrual-PO-DAY & ZIMMERMAN (ATLAN	Yes.B3SCRTUS.7692780
	0110	111	016220	016220	512107	0000	0304	5620	144.84			Accrual-PO-DAY & ZIMMERMAN (ATLAN	Yes.BRCCRMPE.7669746
	0110	111	016220	016220	512107	0000	0304	5620	122.06			Accrual-PO-DAY & ZIMMERMAN (ATLAN	Yes.BRCCRFY.7700352
	0110	111	016300	016220	554100	0000	0304	5642	35.64			Accrual-PO-DAY & ZIMMERMAN (ATLAN	Yes.BRCTMPE.7672476
	0110	111	016300	016220	553010	0000	0304	5639	35.64			Accrual-PO-DAY & ZIMMERMAN (ATLAN	Yes.BRCTAEE.7663553
	0110	111	016300	016220	553010	0000	0304	5638	35.64			Accrual-PO-DAY & ZIMMERMAN (ATLAN	Yes.BRCTAEE.7663554
	0110	111	016300	016220	553010	0000	0304	5636	35.64			Accrual-PO-DAY & ZIMMERMAN (ATLAN	Yes.BRCTAEE.7663556
	0110	111	016300	016220	553010	0000	0304	5636	35.64			Accrual-PO-DAY & ZIMMERMAN (ATLAN	Yes.BRCTAEE.7663557
	0110	111	016300	016220	553010	0000	0304	5635	53.46			Accrual-PO-DAY & ZIMMERMAN (ATLAN	Yes.BRCTAEE.7663558
	0110	111	016300	016220	553010	0000	0304	5641	53.46			Accrual-PO-DAY & ZIMMERMAN (ATLAN	Yes.BRCTAEE.7663563
	0110	111	016300	016220	553010	0000	0304	5640	35.64			Accrual-PO-DAY & ZIMMERMAN (ATLAN	Yes.BRCTAEE.7663565
	0110	111	016220	016300	186075	0000	0375	5636	98,888.93			BRCT LTSA Fixed/EOH Fee for CT6 Serv	Yes.156327KU.BRCT6
	0110	111	016220	016300	186075	0000	0375	5637	136,974.07			BRCT LTSA Fixed/EOH Fee for CT7 Serv	Yes.156327KU.BRCT7
	0100	111	002040	016300	186075	0110	0375	0460	60,609.34			BRCT LTSA Fixed/EOH Fee for CT6 Serv	Yes.156327LGE.BRCT6
	0100	111	002040	016300	186075	0110	0375	0461	83,951.83			BRCT LTSA Fixed/EOH Fee for CT6 Serv	Yes.156327LGE.BRCT6

Attachment to Response to AG's Interrogatory Question 22(h)
 Case No. 2020-00350
 Page 12 of 20


Database ORAOEBSPROD.OEBSPROD
 Data Access Set LGE ENERGY LLC
 Ledger LGE ENERGY LLC
 Chart Of Accounts Accounting Flexfield
 Currency USD

Category * List - Text Accrual
 Source * List - Text Spreadsheet
 Accounting Date * List - Date 12/31/2019
 Group ID Number 12046
 Batch Name Text PG-SML
 Journal Name Text J701-0110-1219
 Journal Description Text Power Generation Accrual
 Reverse Journal List - Text Yes
 Reversal Period/Date List - Text JAN-2020

Upi	Company	Product	Org	Exp Org	Account	IC	Exp Type	Loc	Debit * Number	Credit * Number	Stat Amount Number	Line Description Text	Line DFF (Project.Task) List - Text
	0110	111	016710	002130	186074	0100	0375	0172	183,986.91			CR7 LTPC Variable Fee CT1 Service (KU) Siemens - Q4	Yes.CR7LTPCCKU.LTPC186
	0110	111	016710	002130	186074	0100	0475	0172	450,450.70			CR7 LTPC Variable Fee CT1 Matl (KU) Siemens - Q4	Yes.CR7LTPCCKU.LTPC186
	0110	111	016710	002130	186074	0100	0375	0172	185,839.07			CR7 LTPC Variable Fee CT2:Service (KU) Siemens - Q4	Yes.CR7LTPCCKU.LTPC186
	0110	111	016710	002130	186074	0100	0475	0172	454,985.32			CR7 LTPC Variable Fee CT2 Matl (KU) Siemens - Q4	Yes.CR7LTPCCKU.LTPC186
	0110	105	015590	015590	232031	0000	0699	0000		3,030,504.44			Yes.112958.232031
	0110	105	015590	015590	232032	0000	0699	0000		288,760.24			Yes.112958.232032
	0110	105	015590	015590	232033	0000	0699	0000					Yes.112958.232033
	0110	111	015590	006250	232001	0100	0699	0000		1,419,823.17		Power Generation Monthly Accrual	Yes.112958.PPD
	0110	111	015590	015590	232001	0000	0699	0000		2,753,262.41		Power Generation Monthly Accrual	Yes.112958.PPD
	0110	111	015590	015590	143012	0000	0699	0000	259,038.53			Power Generation Monthly Accrual-Beneficial ReUse	Yes.112958.143012
	0110	111	015590	015590	143012	0000	0699	0000				Power Generation Inventory	Yes.112958.143012
Totals:									7,796,945.79	7,796,945.79			

Description: Power Generation Accrual

Prepared by: S Laster

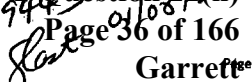
Approved by:  Stacy Ritchey

Posted by:  01/03/2020

Upload/Concurrent ID: 51116588

Posted/Concurrent ID: 51116867

Case No. 2020-00350
 Attachment to Response to AG-KUUC-20 Question 2012

51169443

 Page 36 of 166
 Garrett

Database ORAOEBSPROD.OEBSPROD
 Data Access Set LGE ENERGY LLC
 Ledger LGE ENERGY LLC
 Chart Of Accounts Accounting Flexfield
 Currency USD

Category	* List - Text Accrual
Source	* List - Text Spreadsheet
Accounting Date	* List - Date 2/29/2020
Group ID	Number 12046
Batch Name	Text PG-SML
Journal Name	Text J701-0110-0220
Journal Description	Text Power Generation Accrual
Reverse Journal	List - Text Yes
Reversal Period/Date	List - Text MAR-2020

Upl	Company	Product	Org	Exp Org	Account	IC	Exp Type	Loc	Debit	Credit	Stat Amount	Line Description	Line DFF (Project.Task)
				* List - Text					* Number	* Number	Number	Text	List - Text
	0110	111	016220	016220	512100	0000	0301	5623	5,000.00			Accrual-PO 682002-MISTRAS GROUP IN	Yes.BR3AUXF.19.5623
	0110	111	016220	016220	512100	0000	0301	5623	5,000.00			Accrual-PO 682756-MISTRAS GROUP IN	Yes.BR3AUXF.19.5623
	0110	111	016220	016220	512156	0000	0301	5623	4,200.00			Accrual-PO 678200-BWF ENVIRONMENT	Yes.BR3FFBAGS.7636483
	0110	111	016220	016220	513100	0000	0301	5623	527,600.49			Accrual-PO-MECHANICAL DYNAMICS AN	Yes.BR3TURS19.5623
	0110	111	016220	016220	426501	0000	0301	5623	2,815.36			Accrual-PO-10TH PLANET-KU PULLOVE	Yes.BRADMIN.EMPREC-D
	0110	111	016220	016220	512011	0000	0301	5623	1,110.00			Accrual-PO 669934-ENVIRONMENTAL S	Yes.BRAQCOTH.7519743
	0110	111	016220	016220	512107	0000	0301	5620	1,500.00			Accrual-PO 686953-MISTRAS GROUP IN	Yes.BRCCRAIR.7648494
	0110	111	016220	016220	512005	0000	0301	5630	2,200.00			Accrual-PO -INCORP-FGD SCAFFOLDIN	Yes.BRFGDABS.5630
	0110	111	016220	016220	506100	0000	0301	5630	29,926.48			Accrual-PO 685847-MPW INDUSTRIAL S	Yes.BRFGDABS.7748178
	0110	111	016220	016220	511100	0000	0301	5620	2,900.00			Accrual-PO 686954-MPW INDUSTRIAL S	Yes.BRMISCEQ.7760066
	0110	111	016220	016220	511100	0000	0301	5623	56,600.00			Accrual-PO 680626-WARE-EW Brown Au	Yes.BRSTRGR.7660367
	0110	111	016220	016220	511100	0000	0301	5620	436.51			Accrual-PO 683436-MERCER STONE CO	Yes.BRSTRGR.5620
	0110	111	016220	016220	511100	0000	0301	5620	800.00			Accrual-PO 684726-TREADMILL MEDIC I	Yes.BRSTRGR.7726244
	0110	111	016220	016220	506100	0000	0301	5620	512.00			Accrual-PO 684179-INSIGHT SERVICES	Yes.BRSUPPEXP.5620
	0110	111	016910	016220	542100	0000	0301	5691	10,042.40			Accrual-PO 684420-LEWIS METAL WOR	Yes.DXSTRGR.7729796
	0110	111	016300	016300	553010	0000	0301	5646	5,000.00			Accrual-PO 678087-ALIMAK GROUP USA	Yes.BRCTICEPL.5646
	0110	111	016300	016300	554100	0000	0452	5642	3,143.00			Accrual-PO 680101-KONECRANES INC-N	Yes.BRCTMPE.7657231
	0110	111	016220	016220	107001	0000	0301	5623	20,208.55			Accrual-PO 658336-SCHNEIDER ELECTR	Yes.133964.107001
	0110	111	016220	016220	107001	0000	0301	5623	10,300.00			Accrual-PO 687383-CORMETECH INC-C	Yes.151992.107001
	0110	111	016220	016220	107001	0000	0301	5623	1,500.00			Accrual-PO 668001-THERMALTECH ENG	Yes.157306.107001
	0110	111	016220	016220	107001	0000	0301	5623	4,705.00			Accrual-PO 674277-THERMAL ENGINEE	Yes.157942.107001
	0110	111	016220	016220	107001	0000	0301	5623	213,842.00			Accrual-PO 660159-KSB INC-INSPECTIO	Yes.158721.107001
	0110	111	016220	016220	107001	0000	0301	5623	206,000.00			Accrual-PO 666017-KSB INC-INSPECTIO	Yes.158723.107001
	0110	111	016220	016220	108901	0000	0301	5624	12,009.03			Accrual-PO 680993-MECHANICAL CONS	Yes.159046.108901
	0110	111	016220	016220	108901	0000	0301	5624	24,694.63			Accrual-PO 680995-MECHANICAL CONS	Yes.159046.108901
	0110	111	016220	016220	107001	0000	0301	5623	18,000.00			Accrual-PO 682257-WEG ELECTRIC COR	Yes.159154.107001
	0110	111	016220	016220	107001	0000	0452	5623	633.00			Accrual-PO 684038-PROCESS PUMP AN	Yes.160685.107001
	0110	111	016300	016300	107001	0000	0452	5636	22,021.60			Accrual-PO 683609-ABB INC-45% OF CO	Yes.157261.107001-CT6
	0110	111	016300	016300	107001	0000	0301	5636	40,897.00			Accrual-PO 683609-ABB INC-45% OF CO	Yes.157261.107001-CT6
	0110	111	016300	016300	107001	0000	0452	5637	22,021.60			Accrual-PO 683609-ABB INC-45% OF CO	Yes.157261.107001-CT7
	0110	111	016300	016300	107001	0000	0301	5637	40,897.00			Accrual-PO 683609-ABB INC-45% OF CO	Yes.157261.107001-CT7
	0110	111	016300	016300	549100	0000	0301	5636	900.00			Accrual-PO 635044-Airgas-Mid America-C	Yes.BRCTMEXP.CT6GAS
	0110	111	016300	016300	549100	0000	0301	5637	900.00			Accrual-PO 635044-Airgas-Mid America-C	Yes.BRCTMEXP.CT7GAS
	0110	111	016220	016220	505100	0000	0301	5620	950.00			Accrual-PO 543337-Airgas-Mid America-B	Yes.BRHYDCRBN.5620
	0110	111	016220	016220	502002	0000	0413	5620	11,000.00			Accrual-PO 620784-NALCO-BR Water Tre	Yes.BRWTCHEM.5620
	0110	111	016220	016220	502002	0000	0413	5620	1,500.00			Accrual-PO 580526-Brenntag MidSouth-B	Yes.BRWTCHEM.5620
	0110	111	016220	016220	511100	0000	0303	5620	3,000.00			Accrual-PO 580526-Brenntag MidSouth-B	Yes.BRSTRGR.5620

Attachment to Response to AGC-KUIC-2020-00350 Question 22(h)

Database ORAOEBSPROD.OEBSPROD
 Data Access Set LGE ENERGY LLC
 Ledger LGE ENERGY LLC
 Chart Of Accounts Accounting Flexfield
 Currency USD

Category	* List - Text Accrual
Source	* List - Text Spreadsheet
Accounting Date	* List - Date 2/29/2020
Group ID	Number 12046
Batch Name	Text PG-SML
Journal Name	Text J701-0110-0220
Journal Description	Text Power Generation Accrual
Reverse Journal	List - Text Yes
Reversal Period/Date	List - Text MAR-2020

Upl	Company	Product	Org	Exp Org	Account	IC	Exp Type	Loc	Debit	Credit	Stat Amount	Line Description	Line DFF (Project.Task)
									* Number	* Number			
	0110	111	016220	016220	514100	0000	0301	5620	7,000.00			Accrual-PO 637541-Black and Veatch Cor	Yes.BRSFWLIC.RPM
	0110	111	016220	016220	502013	0000	0304	5620	61,000.00			Accrual-PO -SAIIA-Landfill Operation	Yes.BRLANDFIL.502013
	0110	111	016300	016220	549100	0000	0663	5642	1,000.00			Accrual-PO 659558-Lake Village-Water	Yes.BRCTWTUSE.5642
	0110	111	016220	016220	506100	0000	0663	5620	1,000.00			Accrual-PO 659558-Lake Village-Water	Yes.BRWTRUSE.5620
	0110	111	016220	016220	513100	0000	0304	5620	33.65			Accrual-PO-DAY & ZIMMERMAN (ATLAN	Yes.BRAEEOH.7740065
	0110	111	016220	016220	512017	0000	0304	5623	175.92			Accrual-PO-PIC-TRAC SERVICES	Yes.BRASHHAND.7738726
	0110	111	016220	016220	512017	0000	0304	5620	536.98			Accrual-PO-DAY & ZIMMERMAN (ATLAN	Yes.BRASHHAND.7613160
	0110	111	016220	016220	512017	0000	0304	5620	269.20			Accrual-PO-DAY & ZIMMERMAN (ATLAN	Yes.BRASHHAND.7732612
	0110	111	016220	016220	512017	0000	0304	5620	269.20			Accrual-PO-DAY & ZIMMERMAN (ATLAN	Yes.BRASHHAND.7733653
	0110	111	016220	016220	512017	0000	0304	5620	269.20			Accrual-PO-DAY & ZIMMERMAN (ATLAN	Yes.BRASHHAND.7734440
	0110	111	016220	016220	512017	0000	0304	5620	269.20			Accrual-PO-DAY & ZIMMERMAN (ATLAN	Yes.BRASHHAND.7735443
	0110	111	016220	016220	512017	0000	0304	5620	168.25			Accrual-PO-DAY & ZIMMERMAN (ATLAN	Yes.BRASHHAND.7736734
	0110	111	016220	016220	512017	0000	0304	5620	269.20			Accrual-PO-DAY & ZIMMERMAN (ATLAN	Yes.BRASHHAND.7738094
	0110	111	016220	016220	512017	0000	0304	5620	269.20			Accrual-PO-DAY & ZIMMERMAN (ATLAN	Yes.BRASHHAND.7738962
	0110	111	016220	016220	512017	0000	0304	5620	235.55			Accrual-PO-DAY & ZIMMERMAN (ATLAN	Yes.BRASHHAND.7740251
	0110	111	016220	016220	512017	0000	0304	5620	269.20			Accrual-PO-DAY & ZIMMERMAN (ATLAN	Yes.BRASHHAND.7741403
	0110	111	016300	016220	552100	0000	0304	5642	585.92			Accrual-PO-DAY & ZIMMERMAN (ATLAN	Yes.BRCTSG.7008040
	0110	111	016300	016220	552100	0000	0304	5642	292.96			Accrual-PO-DAY & ZIMMERMAN (ATLAN	Yes.BRCTSG.7730629
	0110	111	016300	016220	552100	0000	0304	5642	36.62			Accrual-PO-DAY & ZIMMERMAN (ATLAN	Yes.BRCTSG.7728436
	0110	111	016300	016220	552100	0000	0304	5642	36.62			Accrual-PO-DAY & ZIMMERMAN (ATLAN	Yes.BRCTSG.7737511
	0110	111	016300	016220	552100	0000	0304	5642	201.41			Accrual-PO-DAY & ZIMMERMAN (ATLAN	Yes.BRCTSG.7736272
	0110	111	016300	016220	552100	0000	0304	5642	91.55			Accrual-PO-DAY & ZIMMERMAN (ATLAN	Yes.BRCTSG.7737612
	0110	111	016300	016220	552100	0000	0304	5642	73.24			Accrual-PO-DAY & ZIMMERMAN (ATLAN	Yes.BRCTSG.7633174
	0110	111	016300	016220	552100	0000	0304	5642	36.62			Accrual-PO-DAY & ZIMMERMAN (ATLAN	Yes.BRCTSG.7738673
	0110	111	016300	016220	552100	0000	0304	5642	18.31			Accrual-PO-DAY & ZIMMERMAN (ATLAN	Yes.BRCTSG.7742469
	0110	111	016220	016220	512005	0000	0304	5630	184.04			Accrual-PO-DAY & ZIMMERMAN (ATLAN	Yes.BRFGDLHD.7736674
	0110	111	016220	016220	512005	0000	0304	5630	73.24			Accrual-PO-DAY & ZIMMERMAN (ATLAN	Yes.BRFGDLHD.7732338
	0110	111	016220	016220	512100	0000	0304	5620	122.70			Accrual-PO-DAY & ZIMMERMAN (ATLAN	Yes.BRFUELHAN.7732500
	0110	111	016220	016220	512100	0000	0304	5620	2,235.95			Accrual-PO-DAY & ZIMMERMAN (ATLAN	Yes.BRFUELHAN.7732629
	0110	111	016220	016220	512100	0000	0304	5623	122.70			Accrual-PO-DAY & ZIMMERMAN (ATLAN	Yes.BRFUELHAN.7733217
	0110	111	016220	016220	512100	0000	0304	5624	122.70			Accrual-PO-DAY & ZIMMERMAN (ATLAN	Yes.BRFUELHAN.7733266
	0110	111	016220	016220	512100	0000	0304	5620	2,012.00			Accrual-PO-DAY & ZIMMERMAN (ATLAN	Yes.BRFUELHAN.7736741
	0110	111	016220	016220	512100	0000	0304	5620	257.96			Accrual-PO-DAY & ZIMMERMAN (ATLAN	Yes.BRFUELHAN.7733318
	0110	111	016220	016220	512100	0000	0304	5620	231.10			Accrual-PO-DAY & ZIMMERMAN (ATLAN	Yes.BRFUELHAN.7737876
	0110	111	016220	016220	512100	0000	0304	5620	1,684.93			Accrual-PO-DAY & ZIMMERMAN (ATLAN	Yes.BRFUELHAN.7738980
	0110	111	016220	016220	512100	0000	0304	5623	92.02			Accrual-PO-DAY & ZIMMERMAN (ATLAN	Yes.BRFUELHAN.7739291
	0110	111	016220	016220	512100	0000	0304	5624	122.70			Accrual-PO-DAY & ZIMMERMAN (ATLAN	Yes.BRFUELHAN.7738662
	0110	111	016220	016220	512100	0000	0304	5620	2,629.94			Accrual-PO-DAY & ZIMMERMAN (ATLAN	Yes.BRFUELHAN.7740229

Attachment to Response to AG KILIC 2 Question 22(h)
 Case No. 2020-00350

Database ORAOEBSPROD.OEBSPROD
 Data Access Set LGE ENERGY LLC
 Ledger LGE ENERGY LLC
 Chart Of Accounts Accounting Flexfield
 Currency USD

Category	* List - Text Accrual
Source	* List - Text Spreadsheet
Accounting Date	* List - Date 2/29/2020
Group ID	Number 12046
Batch Name	Text PG-SML
Journal Name	Text J701-0110-0220
Journal Description	Text Power Generation Accrual
Reverse Journal	List - Text Yes
Reversal Period/Date	List - Text MAR-2020

Upl	Company	Product	Org	Exp Org	Account	IC	Exp Type	Loc	Debit	Credit	Stat Amount	Line Description	Line DFF (Project.Task)
									* Number	* Number		Number	Text
	0110	111	016220	016220	512100	0000	0304	5620	2,161.95			Accrual-PO-DAY & ZIMMERMAN (ATLAN	Yes.BRFUELHAN.7741408
	0110	111	016220	016220	512100	0000	0304	5620	1,685.05			Accrual-PO-DAY & ZIMMERMAN (ATLAN	Yes.BRFUELHAN.7735449
	0110	111	016220	016220	512100	0000	0304	5620	268.31			Accrual-PO-DAY & ZIMMERMAN (ATLAN	Yes.BRFUELHAN.7754655
	0110	111	016220	016220	512100	0000	0304	5620	224.85			Accrual-PO-DAY & ZIMMERMAN (ATLAN	Yes.BRFUELHAN.7737566
	0110	111	016220	016220	512100	0000	0304	5620	236.56			Accrual-PO-DAY & ZIMMERMAN (ATLAN	Yes.BRFUELHAN.7733660
	0110	111	016220	016220	512100	0000	0304	5620	147.85			Accrual-PO-DAY & ZIMMERMAN (ATLAN	Yes.BRFUELHAN.7736616
	0110	111	016220	016220	512100	0000	0304	5620	1,047.09			Accrual-PO-DAY & ZIMMERMAN (ATLAN	Yes.BRFUELHAN.7734453
	0110	111	016220	016220	512100	0000	0304	5620	1,372.36			Accrual-PO-DAY & ZIMMERMAN (ATLAN	Yes.BRFUELHAN.7737271
	0110	111	016220	016220	512100	0000	0304	5620	1,585.73			Accrual-PO-DAY & ZIMMERMAN (ATLAN	Yes.BRFUELHAN.7737633
	0110	111	016220	016220	512100	0000	0304	5620	1,697.63			Accrual-PO-DAY & ZIMMERMAN (ATLAN	Yes.BRFUELHAN.7738100
	0110	111	016220	016220	512100	0000	0304	5620	60.24			Accrual-PO-DAY & ZIMMERMAN (ATLAN	Yes.BRFUELHAN.7740191
	0110	111	016220	016220	512100	0000	0304	5620	30.67			Accrual-PO-DAY & ZIMMERMAN (ATLAN	Yes.BRFUELHAN.7741353
	0110	111	016220	016220	512100	0000	0304	5620	100.95			Accrual-PO-DAY & ZIMMERMAN (ATLAN	Yes.BRFUELHAN.7727030
	0110	111	016220	016220	512100	0000	0304	5620	100.95			Accrual-PO-DAY & ZIMMERMAN (ATLAN	Yes.BRFUELHAN.7728446
	0110	111	016220	016220	512100	0000	0304	5620	100.95			Accrual-PO-DAY & ZIMMERMAN (ATLAN	Yes.BRFUELHAN.7755824
	0110	111	016220	016220	512100	0000	0304	5620	67.30			Accrual-PO-DAY & ZIMMERMAN (ATLAN	Yes.BRFUELHAN.7729480
	0110	111	016220	016220	512100	0000	0304	5620	100.95			Accrual-PO-DAY & ZIMMERMAN (ATLAN	Yes.BRFUELHAN.7732070
	0110	111	016220	016220	512100	0000	0304	5620	67.30			Accrual-PO-DAY & ZIMMERMAN (ATLAN	Yes.BRFUELHAN.7735394
	0110	111	016220	016220	512100	0000	0304	5620	100.95			Accrual-PO-DAY & ZIMMERMAN (ATLAN	Yes.BRFUELHAN.7725874
	0110	111	016220	016220	512100	0000	0304	5620	759.18			Accrual-PO-DAY & ZIMMERMAN (ATLAN	Yes.BRFUELHAN.7734368
	0110	111	016220	016220	512100	0000	0304	5620	29.57			Accrual-PO-DAY & ZIMMERMAN (ATLAN	Yes.BRFUELHAN.7742470
	0110	111	016220	016220	512100	0000	0304	5620	30.67			Accrual-PO-DAY & ZIMMERMAN (ATLAN	Yes.BRFUELHAN.7735362
	0110	111	016220	016220	514100	0000	0304	5620	76.66			Accrual-PO-DAY & ZIMMERMAN (ATLAN	Yes.BRMISCEQ.7758032
	0110	111	016220	016220	511100	0000	0304	5620	1,150.61			Accrual-PO-DAY & ZIMMERMAN (ATLAN	Yes.BRMISCEQ.7760066
	0110	111	016220	016220	514100	0000	0304	5620	67.30			Accrual-PO-DAY & ZIMMERMAN (ATLAN	Yes.BRMISCEQ.7726717
	0110	111	016220	016220	514100	0000	0304	5620	33.65			Accrual-PO-DAY & ZIMMERMAN (ATLAN	Yes.BRMISCEQ.7727054
	0110	111	016220	016220	514100	0000	0304	5620	33.65			Accrual-PO-DAY & ZIMMERMAN (ATLAN	Yes.BRMISCEQ.7727078
	0110	111	016220	016220	514100	0000	0304	5620	33.65			Accrual-PO-DAY & ZIMMERMAN (ATLAN	Yes.BRMISCEQ.7727085
	0110	111	016220	016220	513100	0000	0304	5620	16.82			Accrual-PO-DAY & ZIMMERMAN (ATLAN	Yes.BRMISCEQ.7734260
	0110	111	016220	016220	514100	0000	0304	5620	67.30			Accrual-PO-DAY & ZIMMERMAN (ATLAN	Yes.BRMISCEQ.7729508
	0110	111	016220	016220	514100	0000	0304	5620	33.65			Accrual-PO-DAY & ZIMMERMAN (ATLAN	Yes.BRMISCEQ.7692778
	0110	111	016220	016220	514100	0000	0304	5620	33.65			Accrual-PO-DAY & ZIMMERMAN (ATLAN	Yes.BRMISCEQ.7726197
	0110	111	016220	016220	514100	0000	0304	5620	33.65			Accrual-PO-DAY & ZIMMERMAN (ATLAN	Yes.BRMISCEQ.7729501
	0110	111	016220	016220	514100	0000	0304	5620	33.65			Accrual-PO-DAY & ZIMMERMAN (ATLAN	Yes.BRMISCEQ.7737070
	0110	111	016220	016220	514100	0000	0304	5620	33.65			Accrual-PO-DAY & ZIMMERMAN (ATLAN	Yes.BRMISCEQ.7747282
	0110	111	016220	016220	514100	0000	0304	5620	134.60			Accrual-PO-DAY & ZIMMERMAN (ATLAN	Yes.BRMISCEQ.7728979
	0110	111	016220	016220	514100	0000	0304	5620	67.30			Accrual-PO-DAY & ZIMMERMAN (ATLAN	Yes.BRMISCEQ.7733578
	0110	111	016220	016220	514100	0000	0304	5620	84.12			Accrual-PO-DAY & ZIMMERMAN (ATLAN	Yes.BRMISCEQ.7733277

Attachment to Response to AG KILIC Question 22(h)
 Case No: 2020-00350

Database ORAOEBSPROD.OEBSPROD
 Data Access Set LGE ENERGY LLC
 Ledger LGE ENERGY LLC
 Chart Of Accounts Accounting Flexfield
 Currency USD

Category	* List - Text Accrual
Source	* List - Text Spreadsheet
Accounting Date	* List - Date 2/29/2020
Group ID	Number 12046
Batch Name	Text PG-SML
Journal Name	Text J701-0110-0220
Journal Description	Text Power Generation Accrual
Reverse Journal	List - Text Yes
Reversal Period/Date	List - Text MAR-2020

Upl	Company	Product	Org	Exp Org	Account	IC	Exp Type	Loc	Debit	Credit	Stat Amount	Line Description	Line DFF (Project.Task)
				* List - Text					* Number	* Number	Number	Text	List - Text
	0110	111	016220	016220	514100	0000	0304	5620	84.12			Accrual-PO-DAY & ZIMMERMAN (ATLAN	Yes.BRMISCEQ.7733600
	0110	111	016220	016220	514100	0000	0304	5620	201.90			Accrual-PO-DAY & ZIMMERMAN (ATLAN	Yes.BRMISCEQ.7652527
	0110	111	016220	016220	514100	0000	0304	5620	67.30			Accrual-PO-DAY & ZIMMERMAN (ATLAN	Yes.BRMISCEQ.7725301
	0110	111	016220	016220	514100	0000	0304	5620	67.30			Accrual-PO-DAY & ZIMMERMAN (ATLAN	Yes.BRMISCEQ.7737490
	0110	111	016220	016220	514100	0000	0304	5620	134.60			Accrual-PO-DAY & ZIMMERMAN (ATLAN	Yes.BRMISCEQ.7735289
	0110	111	016220	016220	514100	0000	0301	5620	33.65			Accrual-PO-DAY & ZIMMERMAN (ATLAN	Yes.BRMISCEQ.7737483
	0110	111	016220	016220	514100	0000	0304	5620	134.60			Accrual-PO-DAY & ZIMMERMAN (ATLAN	Yes.BRMISCEQ.7731094
	0110	111	016220	016220	514100	0000	0301	5620	134.60			Accrual-PO-DAY & ZIMMERMAN (ATLAN	Yes.BRMISCEQ.7733639
	0110	111	016220	016220	511100	0000	0304	5620	36.62			Accrual-PO-DAY & ZIMMERMAN (ATLAN	Yes.BRMISCEQ.7732559
	0110	111	016220	016220	511100	0000	0304	5620	36.62			Accrual-PO-DAY & ZIMMERMAN (ATLAN	Yes.BRMISCEQ.7733323
	0110	111	016220	016220	514100	0000	0304	5620	109.86			Accrual-PO-DAY & ZIMMERMAN (ATLAN	Yes.BRMISCEQ.7741189
	0110	111	016220	016220	514100	0000	0304	5620	954.55			Accrual-PO-DAY & ZIMMERMAN (ATLAN	Yes.BRMISCEQ.7759344
	0110	111	016220	016220	511100	0000	0304	5620	11,252.71			Accrual-PO-DAY & ZIMMERMAN (ATLAN	Yes.BRSTRGR.7084290
	0110	111	016220	016220	511100	0000	0304	5620	90.64			Accrual-PO-PIC-TRAC SERVICES	Yes.BRSTRGR.7740261
	0110	111	016220	016220	511100	0000	0304	5620	259.76			Accrual-PO-DAY & ZIMMERMAN (ATLAN	Yes.BRSTRGR.7732625
	0110	111	016220	016220	511100	0000	0304	5620	1,034.18			Accrual-PO-DAY & ZIMMERMAN (ATLAN	Yes.BRSTRGR.7733659
	0110	111	016220	016220	511100	0000	0304	5620	306.64			Accrual-PO-DAY & ZIMMERMAN (ATLAN	Yes.BRSTRGR.7737522
	0110	111	016220	016220	511100	0000	0304	5620	111.57			Accrual-PO-DAY & ZIMMERMAN (ATLAN	Yes.BRSTRGR.7735438
	0110	111	016220	016220	511100	0000	0304	5620	113.28			Accrual-PO-DAY & ZIMMERMAN (ATLAN	Yes.BRSTRGR.7736738
	0110	111	016220	016220	511100	0000	0304	5620	149.90			Accrual-PO-DAY & ZIMMERMAN (ATLAN	Yes.BRSTRGR.7738096
	0110	111	016220	016220	511100	0000	0304	5620	149.90			Accrual-PO-DAY & ZIMMERMAN (ATLAN	Yes.BRSTRGR.7738977
	0110	111	016220	016220	511100	0000	0304	5620	149.90			Accrual-PO-DAY & ZIMMERMAN (ATLAN	Yes.BRSTRGR.7740256
	0110	111	016220	016220	511100	0000	0304	5620	111.57			Accrual-PO-DAY & ZIMMERMAN (ATLAN	Yes.BRSTRGR.7741398
	0110	111	016220	016220	511100	0000	0304	5620	76.66			Accrual-PO-DAY & ZIMMERMAN (ATLAN	Yes.BRSTRGR.7741405
	0110	111	016220	016220	511100	0000	0304	5620	1,049.84			Accrual-PO-DAY & ZIMMERMAN (ATLAN	Yes.BRSTRGR.7732628
	0110	111	016220	016220	511100	0000	0304	5620	460.72			Accrual-PO-DAY & ZIMMERMAN (ATLAN	Yes.BRSTRGR.7734452
	0110	111	016220	016220	511100	0000	0304	5620	460.72			Accrual-PO-DAY & ZIMMERMAN (ATLAN	Yes.BRSTRGR.7735448
	0110	111	016220	016220	511100	0000	0304	5620	1,638.96			Accrual-PO-DAY & ZIMMERMAN (ATLAN	Yes.BRSTRGR.7736740
	0110	111	016220	016220	511100	0000	0304	5620	1,638.96			Accrual-PO-DAY & ZIMMERMAN (ATLAN	Yes.BRSTRGR.7738099
	0110	111	016220	016220	511100	0000	0304	5620	1,638.96			Accrual-PO-DAY & ZIMMERMAN (ATLAN	Yes.BRSTRGR.7738979
	0110	111	016220	016220	511100	0000	0304	5620	1,346.00			Accrual-PO-DAY & ZIMMERMAN (ATLAN	Yes.BRSTRGR.7741407
	0110	111	016220	016220	511100	0000	0304	5620	1,428.69			Accrual-PO-DAY & ZIMMERMAN (ATLAN	Yes.BRSTRGR.7740258
	0110	111	016220	016220	511100	0000	0304	5620	487.20			Accrual-PO-DAY & ZIMMERMAN (ATLAN	Yes.BRSTRGR.7597805
	0110	111	016220	016220	511100	0000	0304	5620	154.15			Accrual-PO-DAY & ZIMMERMAN (ATLAN	Yes.BRSTRGR.7740264
	0110	111	016220	016220	511100	0000	0304	5620	16.82			Accrual-PO-DAY & ZIMMERMAN (ATLAN	Yes.BRSTRGR.7728432
	0110	111	016220	016220	511100	0000	0304	5620	109.86			Accrual-PO-DAY & ZIMMERMAN (ATLAN	Yes.BRSTRGR.7737100
	0110	111	016220	016220	511100	0000	0304	5620	146.48			Accrual-PO-DAY & ZIMMERMAN (ATLAN	Yes.BRSTRGR.7734450
	0110	111	016220	016220	511100	0000	0304	5620	347.89			Accrual-PO-DAY & ZIMMERMAN (ATLAN	Yes.BRSTRGR.7739134

Attachment to Response to AGC NLIC 2 Question 22(h)
 Case No. 2020-00350

Database ORAOEBSPROD.OEBSPROD
 Data Access Set LGE ENERGY LLC
 Ledger LGE ENERGY LLC
 Chart Of Accounts Accounting Flexfield
 Currency USD

Category * List - Text Accrual
 Source * List - Text Spreadsheet
 Accounting Date * List - Date 2/29/2020
 Group ID Number 12046
 Batch Name Text PG-SML
 Journal Name Text J701-0110-0220
 Journal Description Text Power Generation Accrual
 Reverse Journal List - Text Yes
 Reversal Period/Date List - Text MAR-2020

Upl	Company	Product	Org	Exp Org	Account	IC	Exp Type	Loc	Debit	Credit	Stat Amount	Line Description	Line DFF (Project.Task)
				* List - Text					* Number	* Number	Number	Text	List - Text
	0110	111	016220	016220	511100	0000	0304	5620	100.95			Accrual-PO-DAY & ZIMMERMAN (ATLAN	Yes.BRSTRGR.7736318
	0110	111	016220	016220	511100	0000	0304	5620	73.24			Accrual-PO-DAY & ZIMMERMAN (ATLAN	Yes.BRSTRGR.7734471
	0110	111	016220	016220	511100	0000	0304	5620	36.62			Accrual-PO-DAY & ZIMMERMAN (ATLAN	Yes.BRSTRGR.7763037
	0110	111	016910	016220	544100	0000	0304	5691	33.65			Accrual-PO-DAY & ZIMMERMAN (ATLAN	Yes.DXAE.7728458
	0110	111	016910	016220	544100	0000	0304	5691	33.65			Accrual-PO-DAY & ZIMMERMAN (ATLAN	Yes.DXAE.7740072
	0110	111	016910	016220	545100	0000	0304	5691	76.66			Accrual-PO-DAY & ZIMMERMAN (ATLAN	Yes.DXMPE.7737912
	0110	111	016910	016220	542100	0000	0304	5691	594.47			Accrual-PO-DAY & ZIMMERMAN (ATLAN	Yes.DXSTRGR.7741101
	0110	111	016910	016220	542100	0000	0304	5691	73.24			Accrual-PO-DAY & ZIMMERMAN (ATLAN	Yes.DXSTRGR.7732602
	0110	111	016910	016220	542100	0000	0304	5691	73.24			Accrual-PO-DAY & ZIMMERMAN (ATLAN	Yes.DXSTRGR.7733637
	0110	111	016910	016220	542100	0000	0304	5691	73.24			Accrual-PO-DAY & ZIMMERMAN (ATLAN	Yes.DXSTRGR.7734433
	0110	111	016910	016220	542100	0000	0304	5691	36.62			Accrual-PO-DAY & ZIMMERMAN (ATLAN	Yes.DXSTRGR.7733364
	0110	111	016910	016220	542100	0000	0304	5691	73.24			Accrual-PO-DAY & ZIMMERMAN (ATLAN	Yes.DXSTRGR.7735435
	0110	111	016910	016220	542100	0000	0304	5691	109.86			Accrual-PO-DAY & ZIMMERMAN (ATLAN	Yes.DXSTRGR.7736729
	0110	111	016910	016220	542100	0000	0304	5691	73.24			Accrual-PO-DAY & ZIMMERMAN (ATLAN	Yes.DXSTRGR.7740246
	0110	111	016910	016220	542100	0000	0304	5691	73.24			Accrual-PO-DAY & ZIMMERMAN (ATLAN	Yes.DXSTRGR.7741396
	0110	111	016910	016220	542100	0000	0304	5691	256.34			Accrual-PO-DAY & ZIMMERMAN (ATLAN	Yes.DXSTRGR.7735299
	0110	111	016300	016220	554100	0000	0304	5633	109.86			Accrual-PO-DAY & ZIMMERMAN (ATLAN	Yes.BRCTSTOR.7736461
	0110	111	016220	016220	513100	0000	0304	5623	446.28			Accrual-PO-DAY & ZIMMERMAN (ATLAN	Yes.BRSRVWAT.7686983
	0110	111	016220	016220	512005	0000	0304	5630	933.20			Accrual-PO-PIC-TRAC SERVICES	Yes.BRFGDABS.7740654
	0110	111	016220	016220	512100	0000	0304	5622	703.68			Accrual-PO-PIC-TRAC SERVICES	Yes.BRBOILDR.7692121
	0110	111	016220	016220	502013	0000	0304	5620	9,377.30			Accrual-PO-DAY & ZIMMERMAN (ATLAN	Yes.BRCRCROPS.7322092
	0110	111	016300	016220	554100	0000	0304	5642	33.65			Accrual-PO-DAY & ZIMMERMAN (ATLAN	Yes.BRCTMPE.7727066
	0110	111	016300	016220	554100	0000	0304	5642	67.30			Accrual-PO-DAY & ZIMMERMAN (ATLAN	Yes.BRCTMPE.7737943
	0110	111	016300	016220	554100	0000	0304	5642	73.24			Accrual-PO-DAY & ZIMMERMAN (ATLAN	Yes.BRCTMPE.7743296
	0110	111	016300	016220	554100	0000	0304	5642	91.55			Accrual-PO-DAY & ZIMMERMAN (ATLAN	Yes.BRCTMPE.7728574
	0110	111	016300	016220	554100	0000	0304	5642	18.31			Accrual-PO-DAY & ZIMMERMAN (ATLAN	Yes.BRCTMPE.7736455
	0110	111	016300	016220	554100	0000	0304	5642	219.72			Accrual-PO-DAY & ZIMMERMAN (ATLAN	Yes.BRCTMPE.7736668
	0110	111	016300	016220	554100	0000	0304	5642	73.24			Accrual-PO-DAY & ZIMMERMAN (ATLAN	Yes.BRCTMPE.7737185
	0110	111	016300	016220	554100	0000	0304	5642	73.24			Accrual-PO-DAY & ZIMMERMAN (ATLAN	Yes.BRCTMPE.7742333
	0110	111	016300	016220	554100	0000	0304	5642	146.48			Accrual-PO-DAY & ZIMMERMAN (ATLAN	Yes.BRCTMPE.7737844
	0110	111	016300	016220	554100	0000	0304	5636	146.48			Accrual-PO-DAY & ZIMMERMAN (ATLAN	Yes.BRCTMPE.7743790
	0110	111	016300	016220	554100	0000	0304	5642	183.10			Accrual-PO-DAY & ZIMMERMAN (ATLAN	Yes.BRCTNOE.7726594
	0110	111	016220	016220	512151	0000	0304	5623	131.94			Accrual-PO-PIC-TRAC SERVICES	Yes.B3SCRDUCT.7760085
	0110	111	016220	016220	512107	0000	0304	5620	240.98			Accrual-PO-DAY & ZIMMERMAN (ATLAN	Yes.BRCRCFLY.7758532
	0110	111	016220	016220	512107	0000	0304	5620	118.28			Accrual-PO-DAY & ZIMMERMAN (ATLAN	Yes.BRCRCFLY.7758533
	0110	111	016220	016220	512107	0000	0304	5620	449.70			Accrual-PO-DAY & ZIMMERMAN (ATLAN	Yes.BRCRCFLY.7758532
	0110	111	016220	016220	512107	0000	0304	5620	300.12			Accrual-PO-DAY & ZIMMERMAN (ATLAN	Yes.BRCRCFLY.7758531
	0110	111	016220	016220	512107	0000	0304	5620	59.14			Accrual-PO-DAY & ZIMMERMAN (ATLAN	Yes.BRCRCFLY.7758534

Attachment to Response to A-G KILIC 2 Question 22(h)
 Case No 2020-00350

Database ORAOEBSPROD.OEBSPROD
 Data Access Set LGE ENERGY LLC
 Ledger LGE ENERGY LLC
 Chart Of Accounts Accounting Flexfield
 Currency USD

Category	* List - Text Accrual
Source	* List - Text Spreadsheet
Accounting Date	* List - Date 2/29/2020
Group ID	Number 12046
Batch Name	Text PG-SML
Journal Name	Text J701-0110-0220
Journal Description	Text Power Generation Accrual
Reverse Journal	List - Text Yes
Reversal Period/Date	List - Text MAR-2020

Upl	Company	Product	Org	Exp Org	Account	IC	Exp Type	Loc	Debit	Credit	Stat Amount	Line Description	Line DFF (Project.Task)
				* List - Text					* Number	* Number	Number	Text	List - Text
	0110	111	016220	016220	512005	0000	0304	5630	2,506.16			Accrual-PO-DAY & ZIMMERMAN (ATLAN	Yes.BRFGDS-G.7628052
	0110	111	016300	016220	553010	0000	0304	5635	695.78			Accrual-PO-DAY & ZIMMERMAN (ATLAN	Yes.BRCTCWS.7645265
	0110	111	016300	016220	553010	0000	0304	5635	109.86			Accrual-PO-DAY & ZIMMERMAN (ATLAN	Yes.BRCTCWS.7722987
	0110	111	016300	016220	553010	0000	0304	5638	292.96			Accrual-PO-DAY & ZIMMERMAN (ATLAN	Yes.BRCTTB.7726913
	0110	111	016300	016220	553010	0000	0304	5635	36.62			Accrual-PO-DAY & ZIMMERMAN (ATLAN	Yes.BRCTTB.7727017
	0110	111	016300	016220	553010	0000	0304	5638	36.62			Accrual-PO-DAY & ZIMMERMAN (ATLAN	Yes.BRCTIGSYS.7730300
	0110	111	016300	016220	553010	0000	0304	5638	36.62			Accrual-PO-DAY & ZIMMERMAN (ATLAN	Yes.BRCTAUXBL.7726605
	0110	111	016300	016220	553010	0000	0304	5639	54.93			Accrual-PO-DAY & ZIMMERMAN (ATLAN	Yes.BRCTAUXBL.7737203
	0110	111	016300	016220	553010	0000	0304	5640	54.93			Accrual-PO-DAY & ZIMMERMAN (ATLAN	Yes.BRCTAUXBL.7737210
	0110	111	016300	016220	553010	0000	0304	5641	54.93			Accrual-PO-DAY & ZIMMERMAN (ATLAN	Yes.BRCTAUXBL.7737217
	0110	111	016300	016220	553010	0000	0304	5638	54.93			Accrual-PO-DAY & ZIMMERMAN (ATLAN	Yes.BRCTAUXBL.7751688
	0110	111	016300	016220	553010	0000	0304	5642	164.79			Accrual-PO-DAY & ZIMMERMAN (ATLAN	Yes.BRCTAEE.7743627
	0110	111	016520	016520	107001	0000	0301	5654	74,648.00			GH4 PJFF BAG REPLACEMENT - INVESTMENT	Yes.135284.7294520
	0110	111	016520	016520	108901	0000	0301	5654	155,484.00			GH4 PJFF BAG REPLACEMENT - RETIREMENT	Yes.135284.7294523
	0110	111	016520	016520	513100	0000	0301	5651	6,585.00			(GH HOIST) REPAIRS FOLLOWING INSPECTION - 1-2 MILL CRANE	Yes.GHMISCPLT.7738415
	0110	111	016520	016520	511100	0000	0301	5657	4,050.00			INSPECT / REPAIR 1-2 WELL WATER PUMP PACKING BOX	Yes.GHWTRTRM.7743333
	0110	111	016520	016520	512100	0000	0452	5651	9,000.00			UNIT 1 OUTAGE CHUTE REPAIR MATERIAL	Yes.GH1S20.7733931
	0110	111	016520	016520	512100	0000	0452	5653	10,000.00			TRANSFER HOUSE # 5 DRAIN HEADER INSTALL - MATERIAL	Yes.GHFUELHDL.7562127
	0110	111	016520	016520	512100	0000	0301	5653	1,000.00			LEAD ABATEMENT - TRANSFER HOUSE #5 HEADER INSTALL	Yes.GHFUELHDL.7760068
	0110	111	016520	016520	107001	0000	0301	5652	68,754.00			OVERHAUL 2-1 BFP	Yes.152770.7544989
	0110	111	016520	016520	107001	0000	0301	5653	66,956.00			OVERHAUL 3-2 BFP	Yes.152779.7585324
	0110	111	016520	016520	502004	0000	0413	5657	62,244.00			Chemicals	Yes.GHENVCHEM.ENV CHEM
	0110	111	016520	016520	505100	0000	0413	5657	5,366.00			Chemicals	Yes.GHCWCHEM.CW CHEM
	0110	111	016520	016520	512100	0000	0304	5651	3,180.00			Supervisor Time Tracking	Yes.GHBOILER.7710048
	0110	111	016520	016520	512100	0000	0301	5651	17,898.00			U-1 Outage Support	Yes.GH1S20.7710116
	0110	111	016520	016520	512005	0000	0301	5651	720.00			U-1 Outage Absorber Inlet	Yes.GH1S20.7711943
	0110	112	016520	016520	512100	0000	0301	5651	240.00			U-1 OUTAGE APHC REMOVE INSU. FROM VALVE	Yes.GH1S20.7763009
	0110	112	016520	016520	512100	0000	0301	5654	6,840.00			U-4 OUTAGE APHC EXP. JOINT	Yes.GH4F20.7710115
	0110	111	016520	016520	107001	0000	0301	5651	5,760.00			U-1 WATERWALL PROJECT	Yes.154989.7724199
	0110	111	016520	016520	107001	0000	0301	5654	1,824.00			U-4 WATERWALL PROJECT	Yes.140199.7724197
	0110	111	016520	016520	513100	0000	0301	5653	720.00			MOVE SCAFFOLD TO 3-1 SAC COOLER	Yes.GHCOMPFAIR.7760155
	0110	111	016520	016520	512100	0000	0301	5653	480.00			HOUSE #5	Yes.GHFUELHDL.7760068

Attachment to Response to AG-KIUC-2 Question 22(h)
 Case No. 2020-00350
 Yes.GHCOMPFAIR.7760155
 Yes.GHFUELHDL.7760068

Database ORAOEBSPROD.OEBSPROD
 Data Access Set LGE ENERGY LLC
 Ledger LGE ENERGY LLC
 Chart Of Accounts Accounting Flexfield
 Currency USD

Category	* List - Text Accrual
Source	* List - Text Spreadsheet
Accounting Date	* List - Date 2/29/2020
Group ID	Number 12046
Batch Name	Text PG-SML
Journal Name	Text J701-0110-0220
Journal Description	Text Power Generation Accrual
Reverse Journal	List - Text Yes
Reversal Period/Date	List - Text MAR-2020

Upl	Company	Product	Org	Exp Org	Account	IC	Exp Type	Loc	Debit	Credit	Stat Amount	Line Description	Line DFF (Project.Task)
				* List - Text					* Number	* Number	Number	Text	List - Text
	0110	111	016520	016520	511100	0000	0301	5657	720.00			1-2 WELL WATER PUMP TEMP. SHELTER	Yes.GHWTRTRM.7749245
	0110	111	016520	016520	512100	0000	0301	5654	180.00			U-4 BOILER EAST SIDE REMOVE INSU. FOR LEAK	Yes.GHBOILER.7755880
	0110	111	016520	016520	511100	0000	0301	5657	540.00			U-3 DEMO SCAFFOLD FOR SEWAGE LINE REPAIR	Yes.GHSTRGRND.7758746
	0110	111	016520	016520	107001	0000	0301	5654	12,500.00			U-4 SCR EXPNSION JOINT SCAFFOLD	Yes.157416.7649069
	0110	111	016520	016520	107001	0000	0303	5654	2,000.00			U-4 SCR EXPNSION JOINT SCAFFOLD	Yes.157416.7649069
	0110	111	016520	016520	512100	0000	0301	5657	17,300.00			GHENT BOILER TUNING FOR ALL UNIT ASSIST PROVECTA	Yes.GHDCS.7696730
	0110	111	016520	016520	511100	0000	0452	5657	10,300.00			FPG CONSUMABLES	Yes.GHSTRGRND.7710144
	0110	111	016520	016520	108901	0000	0301	5657	25,000.00			DTLS Building Structural Inspection	Yes.161436.7692068
	0110	111	016520	016520	108901	0000	0301	5657	22,000.00			DTLS Building Cleanup	Yes.161436.7758800
	0110	112	016520	016520	512005	0000	0301	5651	29,213.00			U1 Chimney Inspection	Yes.GH1S20.7755879
	0110	111	015730	015730	107001	0000	0413	5654	49,130.77			Chemicals	Yes.152379.CHEMICALS
	0110	111	016520	016520	502013	0000	0304	5657	56,400.00			Monthly Landfill Fee	Yes.GHCCROPS.CCROPS
	0110	111	016520	016520	502011	0000	0699	5657		149,876.20		Gypsum Sales - ECR	Yes.GH-GYPSAL.GYP SALES ECR
	0110	111	016520	016520	502001	0000	0699	5657		36,666.67		Gypsum Sales - Non ECR	Yes.GHGYPSALE.GYPSUM SALES
	0110	111	016520	016520	502011	0000	0699	5657		24,844.31		Gypsum Sales - ECR - Premium	Yes.GH-GYPSAL.GYP SALES ECR
	0110	111	016520	016520	501253	0000	0699	5654		12,925.20		Ash Sales	Yes.GHASHSALE.SALES
	0110	111	016520	016520	107001	0000	0301	5651	26,417.25			Incorp Industries LLC - Auxiliary Labor	Yes.154989.7724199
	0110	111	016520	016520	108901	0000	0301	5657	6,006.45			Incorp Industries LLC - Auxiliary Labor	Yes.161436.7755856
	0110	111	016520	016520	512100	0000	0301	5651	26,124.55			Incorp Industries LLC - Auxiliary Labor	Yes.GH1S20.7710116
	0110	111	016520	016520	513100	0000	0301	5651	6,255.60			Incorp Industries LLC - Auxiliary Labor	Yes.GH1S20.7710153
	0110	112	016520	016520	512100	0000	0301	5651	1,131.60			Incorp Industries LLC - Auxiliary Labor	Yes.GH1S20.7761807
	0110	111	016520	016520	512100	0000	0301	5653	754.40			Incorp Industries LLC - Auxiliary Labor	Yes.GHBLRDFT.7761285
	0110	111	016520	016520	512101	0000	0301	5651	1,590.70			Incorp Industries LLC - Auxiliary Labor	Yes.GHSCR.7700373
	0110	111	016520	016520	511100	0000	0301	5652	367.00			Incorp Industries LLC - Auxiliary Labor	Yes.GHSTRGRND.7592796
	0110	111	016520	016520	511100	0000	0301	5656	367.00			Incorp Industries LLC - Auxiliary Labor	Yes.GHSTRGRND.7740679
	0110	111	016520	016520	511100	0000	0301	5654	1,027.60			Incorp Industries LLC - Auxiliary Labor	Yes.GHSTRGRND.7740679
	0110	111	016520	016520	511100	0000	0301	5657	293.60			Incorp Industries LLC - Auxiliary Labor	Yes.GHSTRGRND.7758746

Case No. 2020-00350
 Attachment to Response to AG-KIUC-2 Question 22(h)

Database ORAOEBSPROD.OEBSPROD
 Data Access Set LGE ENERGY LLC
 Ledger LGE ENERGY LLC
 Chart Of Accounts Accounting Flexfield
 Currency USD

Category	* List - Text Accrual
Source	* List - Text Spreadsheet
Accounting Date	* List - Date 2/29/2020
Group ID	Number 12046
Batch Name	Text PG-SML
Journal Name	Text J701-0110-0220
Journal Description	Text Power Generation Accrual
Reverse Journal	List - Text Yes
Reversal Period/Date	List - Text MAR-2020

Upl	Company	Product	Org	Exp Org	Account	IC	Exp Type	Loc	Debit	Credit	Stat Amount	Line Description	Line DFF (Project.Task)
					* List - Text				* Number	* Number	Number	Text	List - Text
	0110	111	016520	016520	511100	0000	0301	5651	293.60			Incorp Industries LLC - Auxiliary Labor	Yes.GHSTRGRND.7760150
	0110	111	016520	016520	513100	0000	0301	5651	456.20			PIC Group Inc - Auxiliary Labor	Yes.GH1S20.7711307
	0110	112	016520	016520	513100	0000	0301	5654	123.16			PIC Group Inc - Auxiliary Labor	Yes.GH4TOF20.7711334
	0110	111	018834	016520	163012	0000	0301	5657	3,644.24			The Atlantic Group - Auxiliary Labor	Yes.146660KU.7387074
	0110	111	016520	016520	107001	0000	0301	5651	3,608.40			The Atlantic Group - Auxiliary Labor	Yes.158956.7592183
	0110	111	016520	016520	107001	0000	0301	5654	7,945.11			The Atlantic Group - Auxiliary Labor	Yes.160730.7722890
	0110	111	016520	016520	107001	0000	0301	5651	7,298.32			The Atlantic Group - Auxiliary Labor	Yes.160734.7722900
	0110	111	016520	016520	107001	0000	0301	5652	2,055.45			The Atlantic Group - Auxiliary Labor	Yes.160735.7722895
	0110	112	016520	016520	512100	0000	0301	5651	7,979.92			The Atlantic Group - Auxiliary Labor	Yes.GH1S20.7710202
	0110	111	016520	016520	512100	0000	0301	5651	1,449.80			The Atlantic Group - Auxiliary Labor	Yes.GH1S20.7729799
	0110	112	016520	016520	511100	0000	0301	5651	13,330.80			The Atlantic Group - Auxiliary Labor	Yes.GH1S20.7747380
	0110	112	016520	016520	512100	0000	0301	5651	11,768.16			The Atlantic Group - Auxiliary Labor	Yes.GH1S20.7754722
	0110	112	016520	016520	512005	0000	0301	5651	3,566.20			The Atlantic Group - Auxiliary Labor	Yes.GH1S20.7761252
	0110	112	016520	016520	511100	0000	0301	5654	5,742.02			The Atlantic Group - Auxiliary Labor	Yes.GH4F20.7735826
	0110	111	016520	016520	512100	0000	0301	5652	10,705.19			The Atlantic Group - Auxiliary Labor	Yes.GHBOILER.7765271
	0110	111	016520	016520	512100	0000	0301	5653	2,506.56			The Atlantic Group - Auxiliary Labor	Yes.GHBRGWTR.7691998
	0110	111	016520	016520	512100	0000	0301	5654	771.80			The Atlantic Group - Auxiliary Labor	Yes.GHBRGWTR.7691999
	0110	111	016520	016520	512107	0000	0301	5657	2,492.62			The Atlantic Group - Auxiliary Labor	Yes.GHCCRASH.7310396
	0110	111	016520	016520	512005	0000	0301	5654	4,339.52			The Atlantic Group - Auxiliary Labor	Yes.GHFGD.7666941
	0110	111	016520	016520	512100	0000	0301	5657	1,068.56			The Atlantic Group - Auxiliary Labor	Yes.GHFUELHDL.7545068
	0110	111	016520	016520	512100	0000	0301	5657	534.28			The Atlantic Group - Auxiliary Labor	Yes.GHFUELHDL.7658768
	0110	111	016520	016520	512100	0000	0301	5657	217.52			The Atlantic Group - Auxiliary Labor	Yes.GHFUELHDL.7732365
	0110	111	016520	016520	512100	0000	0301	5657	92.52			The Atlantic Group - Auxiliary Labor	Yes.GHFUELHDL.7732544
	0110	111	016520	016520	512100	0000	0301	5657	92.52			The Atlantic Group - Auxiliary Labor	Yes.GHFUELHDL.7737777
	0110	111	016520	016520	512100	0000	0301	5657	495.08			The Atlantic Group - Auxiliary Labor	Yes.GHFUELHDL.7740648
	0110	111	016520	016520	512100	0000	0301	5655	227.32			The Atlantic Group - Auxiliary Labor	Yes.GHFUELHDL.7743569
	0110	111	016520	016520	512100	0000	0301	5657	102.32			The Atlantic Group - Auxiliary Labor	Yes.GHFUELHDL.7743573
	0110	111	016520	016520	512100	0000	0301	5655	204.64			The Atlantic Group - Auxiliary Labor	Yes.GHFUELHDL.7749230
	0110	111	016520	016520	512100	0000	0301	5656	92.52			The Atlantic Group - Auxiliary Labor	Yes.GHFUELHDL.7749232
	0110	111	016520	016520	512100	0000	0301	5656	534.28			The Atlantic Group - Auxiliary Labor	Yes.GHFUELHDL.7749233
	0110	111	016520	016520	512100	0000	0301	5657	185.04			The Atlantic Group - Auxiliary Labor	Yes.GHFUELHDL.7753669
	0110	111	016520	016520	512100	0000	0301	5657	278.48			The Atlantic Group - Auxiliary Labor	Yes.GHFUELHDL.7753672
	0110	111	016520	016520	512100	0000	0301	5657	636.60			The Atlantic Group - Auxiliary Labor	Yes.GHFUELHDL.7756287
	0110	111	016520	016520	512100	0000	0301	5657	1,324.36			The Atlantic Group - Auxiliary Labor	Yes.GHFUELHDL.7756574
	0110	111	016520	016520	512100	0000	0301	5657	310.04			The Atlantic Group - Auxiliary Labor	Yes.GHFUELHDL.7756575
	0110	111	016520	016520	512100	0000	0301	5657	356.30			The Atlantic Group - Auxiliary Labor	Yes.GHFUELHDL.7761234
	0110	111	016520	016520	512100	0000	0301	5651	51.16			The Atlantic Group - Auxiliary Labor	Yes.GHFUELHDL.7761795
	0110	111	016520	016520	512100	0000	0301	5651	550.96			The Atlantic Group - Auxiliary Labor	Yes.GHFUELHDL.7761795

Attachment to Response to AG-Case No. 2020-00350
 KLEUC-2-Question 22(h)
 Page 44 of 166
 Garrett

Database ORAOEBSPROD.OEBSPROD
 Data Access Set LGE ENERGY LLC
 Ledger LGE ENERGY LLC
 Chart Of Accounts Accounting Flexfield
 Currency USD

Category	* List - Text Accrual
Source	* List - Text Spreadsheet
Accounting Date	* List - Date 2/29/2020
Group ID	Number 12046
Batch Name	Text PG-SML
Journal Name	Text J701-0110-0220
Journal Description	Text Power Generation Accrual
Reverse Journal	List - Text Yes
Reversal Period/Date	List - Text MAR-2020

Upl	Company	Product	Org	Exp Org	Account	IC	Exp Type	Loc	Debit	Credit	Stat Amount	Line Description	Line DFF (Project.Task)
				* List - Text					* Number	* Number	Number	Text	List - Text
	0110	111	016520	016520	512100	0000	0301	5651	675.96			The Atlantic Group - Auxiliary Labor	Yes.GHFUELHDL.7761796
	0110	111	016520	016520	512100	0000	0301	5657	425.96			The Atlantic Group - Auxiliary Labor	Yes.GHFUELHDL.7761797
	0110	111	016520	016520	512100	0000	0301	5655	102.32			The Atlantic Group - Auxiliary Labor	Yes.GHFUELHDL.7763751
	0110	111	016520	016520	512100	0000	0301	5655	102.32			The Atlantic Group - Auxiliary Labor	Yes.GHFUELHDL.7763752
	0110	111	016520	016520	512100	0000	0301	5651	4,267.98			The Atlantic Group - Auxiliary Labor	Yes.GHPULCOAL.7710157
	0110	111	016520	016520	512100	0000	0301	5651	1,175.20			The Atlantic Group - Auxiliary Labor	Yes.GHPULCOAL.7753700
	0110	111	016520	016520	512100	0000	0301	5652	403.74			The Atlantic Group - Auxiliary Labor	Yes.GHPULCOAL.7768554
	0110	111	016520	016520	511100	0000	0301	5657	922.90			The Atlantic Group - Auxiliary Labor	Yes.GHSTRGRND.7387050
	0110	111	016520	016520	511100	0000	0301	5657	534.28			The Atlantic Group - Auxiliary Labor	Yes.GHSTRGRND.7737911
	0110	111	016520	016520	513100	0000	0301	5655	51.16			The Atlantic Group - Auxiliary Labor	Yes.GHTWTRS.7763024
	0110	111	016520	016520	511100	0000	0301	5657	495.08			The Atlantic Group - Auxiliary Labor	Yes.GHWTRTRM.7743555
	0110	111	016520	016520	107001	0000	0304	5651	416.52			Incorp Industries LLC - Supplemental Labor	Yes.154989.7724199
	0110	111	016520	016520	512100	0000	0304	5651	92.56			Incorp Industries LLC - Supplemental Labor	Yes.GH1S20.7710116
	0110	111	016520	016520	512100	0000	0304	5653	370.24			Incorp Industries LLC - Supplemental Labor	Yes.GHBLRDFT.7761285
	0110	111	016520	016520	512100	0000	0304	5651	370.24			Incorp Industries LLC - Supplemental Labor	Yes.GHBOILER.7587473
	0110	111	016520	016520	512100	0000	0304	5651	4,017.20			Incorp Industries LLC - Supplemental Labor	Yes.GHBOILER.7710048
	0110	111	016520	016520	512101	0000	0304	5651	269.92			Incorp Industries LLC - Supplemental Labor	Yes.GHSCR.7700373
	0110	111	016520	016520	511100	0000	0304	5652	168.70			Incorp Industries LLC - Supplemental Labor	Yes.GHSTRGRND.7592796
	0110	111	016520	016520	511100	0000	0304	5656	168.70			Incorp Industries LLC - Supplemental Labor	Yes.GHSTRGRND.7740679
	0110	111	016520	016520	511100	0000	0304	5654	472.36			Incorp Industries LLC - Supplemental Labor	Yes.GHSTRGRND.7754587
	0110	111	016520	016520	511100	0000	0304	5657	134.96			Incorp Industries LLC - Supplemental Labor	Yes.GHSTRGRND.7758727
	0110	111	016520	016520	511100	0000	0304	5651	134.96			Incorp Industries LLC - Supplemental Labor	Yes.GHSTRGRND.7760150
	0110	111	016520	016520	108901	0000	0304	5654	202.52			The Atlantic Group - Supplemental Labor	Yes.140199.7692070
	0110	111	016520	016520	107001	0000	0304	5654	1,393.54			The Atlantic Group - Supplemental Labor	Yes.140199.7692071
	0110	111	018834	016520	163012	0000	0304	5657	4,883.06			The Atlantic Group - Supplemental Labor	Yes.146660KU.7387074
	0110	111	015730	016520	107001	0000	0304	5657	21,547.34			The Atlantic Group - Supplemental Labor	Yes.152379.7439785
	0110	111	016520	016520	108901	0000	0304	5651	968.82			The Atlantic Group - Supplemental Labor	Yes.154989.7692071

Attachment to Response to AG-KIUC-2 Question 22(h)
 Case No. 2020-00350
 Page 45 of 166
 Garrett

Database ORAOEBSPROD.OEBSPROD
 Data Access Set LGE ENERGY LLC
 Ledger LGE ENERGY LLC
 Chart Of Accounts Accounting Flexfield
 Currency USD

Category	* List - Text Accrual
Source	* List - Text Spreadsheet
Accounting Date	* List - Date 2/29/2020
Group ID	Number 12046
Batch Name	Text PG-SML
Journal Name	Text J701-0110-0220
Journal Description	Text Power Generation Accrual
Reverse Journal	List - Text Yes
Reversal Period/Date	List - Text MAR-2020

Upl	Company	Product	Org	Exp Org	Account	IC	Exp Type	Loc	Debit	Credit	Stat Amount	Line Description	Line DFF (Project.Task)
				* List - Text					* Number	* Number	Number	Text	List - Text
	0110	111	016520	016520	107001	0000	0304	5654	2,315.81			The Atlantic Group - Supplemental Labor	Yes.160730.7722890
	0110	111	016520	016520	107001	0000	0304	5651	1,413.51			The Atlantic Group - Supplemental Labor	Yes.160734.7722900
	0110	111	016520	016520	107001	0000	0304	5652	1,973.14			The Atlantic Group - Supplemental Labor	Yes.160735.7722895
	0110	112	016520	016520	512100	0000	0304	5651	1,131.98			The Atlantic Group - Supplemental Labor	Yes.GH1S20.7496843
	0110	111	016520	016520	512100	0000	0304	5651	558.32			The Atlantic Group - Supplemental Labor	Yes.GH1S20.7684327
	0110	111	016520	016520	512100	0000	0304	5651	512.80			The Atlantic Group - Supplemental Labor	Yes.GH1S20.7707470
	0110	111	016520	016520	512100	0000	0304	5651	161.44			The Atlantic Group - Supplemental Labor	Yes.GH1S20.7707496
	0110	111	016520	016520	512100	0000	0304	5651	351.36			The Atlantic Group - Supplemental Labor	Yes.GH1S20.7707547
	0110	111	016520	016520	512100	0000	0304	5651	351.36			The Atlantic Group - Supplemental Labor	Yes.GH1S20.7707553
	0110	111	016520	016520	512100	0000	0304	5651	351.36			The Atlantic Group - Supplemental Labor	Yes.GH1S20.7707555
	0110	112	016520	016520	513100	0000	0304	5651	657.36			The Atlantic Group - Supplemental Labor	Yes.GH1S20.7710132
	0110	112	016520	016520	512100	0000	0304	5651	10,979.83			The Atlantic Group - Supplemental Labor	Yes.GH1S20.7710202
	0110	111	016520	016520	512100	0000	0304	5651	7,334.83			The Atlantic Group - Supplemental Labor	Yes.GH1S20.7729799
	0110	112	016520	016520	512100	0000	0304	5651	10,781.53			The Atlantic Group - Supplemental Labor	Yes.GH1S20.7754722
	0110	112	016520	016520	512005	0000	0304	5651	8,930.91			The Atlantic Group - Supplemental Labor	Yes.GH1S20.7761252
	0110	112	016520	016520	511100	0000	0304	5651	9,032.88			The Atlantic Group - Supplemental Labor	Yes.GH1S20.7761834
	0110	112	016520	016520	511100	0000	0304	5654	5,436.16			The Atlantic Group - Supplemental Labor	Yes.GH4F20.7735826
	0110	111	016520	016520	512017	0000	0304	5652	109.80			The Atlantic Group - Supplemental Labor	Yes.GHASHHDL.7736223
	0110	111	016520	016520	512017	0000	0304	5653	43.92			The Atlantic Group - Supplemental Labor	Yes.GHASHHDL.7754333
	0110	111	016520	016520	512017	0000	0304	5654	43.92			The Atlantic Group - Supplemental Labor	Yes.GHASHHDL.7754334
	0110	111	016520	016520	512100	0000	0304	5651	65.88			The Atlantic Group - Supplemental Labor	Yes.GHBLRDFT.7756625
	0110	111	016520	016520	512100	0000	0304	5651	40.36			The Atlantic Group - Supplemental Labor	Yes.GHCEM.7755200
	0110	111	016520	016520	512100	0000	0304	5651	40.36			The Atlantic Group - Supplemental Labor	Yes.GHCHBLER.7755599

Attachment to Response to AG-KIUC 2 Question 22(h)
 Case No. 2020-00350

Database ORAOEBSPROD.OEBSPROD
 Data Access Set LGE ENERGY LLC
 Ledger LGE ENERGY LLC
 Chart Of Accounts Accounting Flexfield
 Currency USD

Category	* List - Text Accrual
Source	* List - Text Spreadsheet
Accounting Date	* List - Date 2/29/2020
Group ID	Number 12046
Batch Name	Text PG-SML
Journal Name	Text J701-0110-0220
Journal Description	Text Power Generation Accrual
Reverse Journal	List - Text Yes
Reversal Period/Date	List - Text MAR-2020

Upl	Company	Product	Org	Exp Org	Account	IC	Exp Type	Loc	Debit	Credit	Stat Amount	Line Description	Line DFF (Project.Task)
				* List - Text					* Number	* Number	Number	Text	List - Text
	0110	111	016520	016520	512100	0000	0304	5652	3,651.57			The Atlantic Group - Supplemental Labor	Yes.GHBOILER.7765271
	0110	111	016520	016520	512100	0000	0304	5654	1,234.32			The Atlantic Group - Supplemental Labor	Yes.GHBRGWTR.7691999
	0110	111	016520	016520	512100	0000	0304	5651	43.92			The Atlantic Group - Supplemental Labor	Yes.GHBRGWTR.7737818
	0110	111	016520	016520	512100	0000	0304	5651	43.92			The Atlantic Group - Supplemental Labor	Yes.GHBRGWTR.7738014
	0110	111	016520	016520	512107	0000	0304	5657	33,976.62			The Atlantic Group - Supplemental Labor	Yes.GHCCRASH.7310396
	0110	111	016520	016520	512107	0000	0304	5657	157.96			The Atlantic Group - Supplemental Labor	Yes.GHCCRASH.7732630
	0110	111	016520	016520	512107	0000	0304	5657	7,544.36			The Atlantic Group - Supplemental Labor	Yes.GHCCRASH.7735900
	0110	111	016520	016520	512107	0000	0304	5657	427.44			The Atlantic Group - Supplemental Labor	Yes.GHCCRASH.7738101
	0110	111	016520	016520	512107	0000	0304	5657	1,145.46			The Atlantic Group - Supplemental Labor	Yes.GHCCRASH.7754746
	0110	111	016520	016520	512107	0000	0304	5657	237.40			The Atlantic Group - Supplemental Labor	Yes.GHCCRASH.7759394
	0110	111	016520	016520	512107	0000	0304	5657	254.15			The Atlantic Group - Supplemental Labor	Yes.GHCCRASH.7763040
	0110	111	016520	016520	512107	0000	0304	5657	236.94			The Atlantic Group - Supplemental Labor	Yes.GHCCRGYP.7732163
	0110	111	016520	016520	512107	0000	0304	5657	236.94			The Atlantic Group - Supplemental Labor	Yes.GHCCRGYP.7737270
	0110	111	016520	016520	512107	0000	0304	5657	538.96			The Atlantic Group - Supplemental Labor	Yes.GHCCRGYP.7758014
	0110	111	016520	016520	512107	0000	0304	5657	606.50			The Atlantic Group - Supplemental Labor	Yes.GHCCRGYP.7758015
	0110	111	016520	016520	513100	0000	0304	5656	425.28			The Atlantic Group - Supplemental Labor	Yes.GHCIRCWTR.7727502
	0110	111	016520	016520	512100	0000	0304	5654	87.84			The Atlantic Group - Supplemental Labor	Yes.GHCOND.7726900
	0110	111	016520	016520	512100	0000	0304	5651	43.92			The Atlantic Group - Supplemental Labor	Yes.GHCOND.7740212
	0110	111	016520	016520	512100	0000	0304	5652	43.92			The Atlantic Group - Supplemental Labor	Yes.GHCOND.7741383
	0110	111	016520	016520	512100	0000	0304	5652	322.88			The Atlantic Group - Supplemental Labor	Yes.GHFDWTR.7692289
	0110	111	016520	016520	512100	0000	0304	5652	282.52			The Atlantic Group - Supplemental Labor	Yes.GHFDWTR.7692311
	0110	111	016520	016520	512100	0000	0304	5654	43.92			The Atlantic Group - Supplemental Labor	Yes.GHFDWTR.7692341
	0110	111	016520	016520	512005	0000	0304	5654	6,414.86			The Atlantic Group - Supplemental Labor	Yes.GHFDWTR.7692341

Attachment to Response to AG-KIUC-2 Question 22(h)
 Case No. 2020-00350

Database ORAOEBSPROD.OEBSPROD
 Data Access Set LGE ENERGY LLC
 Ledger LGE ENERGY LLC
 Chart Of Accounts Accounting Flexfield
 Currency USD

Category	* List - Text Accrual
Source	* List - Text Spreadsheet
Accounting Date	* List - Date 2/29/2020
Group ID	Number 12046
Batch Name	Text PG-SML
Journal Name	Text J701-0110-0220
Journal Description	Text Power Generation Accrual
Reverse Journal	List - Text Yes
Reversal Period/Date	List - Text MAR-2020

Upl	Company	Product	Org	Exp Org	Account	IC	Exp Type	Loc	Debit	Credit	Stat Amount	Line Description	Line DFF (Project.Task)
					* List - Text				* Number	* Number	Number	Text	List - Text
	0110	111	016520	016520	502003	0000	0304	5657	6,557.59			The Atlantic Group - Supplemental Labor	Yes.GHFGDOPS.7345607
	0110	111	016520	016520	512100	0000	0304	5657	607.46			The Atlantic Group - Supplemental Labor	Yes.GHFUELHDL.7658768
	0110	111	016520	016520	512100	0000	0304	5653	87.84			The Atlantic Group - Supplemental Labor	Yes.GHFUELHDL.7721056
	0110	111	016520	016520	512100	0000	0304	5657	1,372.64			The Atlantic Group - Supplemental Labor	Yes.GHFUELHDL.7729292
	0110	111	016520	016520	512100	0000	0304	5657	80.72			The Atlantic Group - Supplemental Labor	Yes.GHFUELHDL.7732365
	0110	111	016520	016520	512100	0000	0304	5657	80.72			The Atlantic Group - Supplemental Labor	Yes.GHFUELHDL.7732544
	0110	111	016520	016520	512100	0000	0304	5657	2,361.56			The Atlantic Group - Supplemental Labor	Yes.GHFUELHDL.7735108
	0110	111	016520	016520	512100	0000	0304	5657	95.52			The Atlantic Group - Supplemental Labor	Yes.GHFUELHDL.7735298
	0110	111	016520	016520	512100	0000	0304	5657	175.80			The Atlantic Group - Supplemental Labor	Yes.GHFUELHDL.7736827
	0110	111	016520	016520	512100	0000	0304	5657	175.68			The Atlantic Group - Supplemental Labor	Yes.GHFUELHDL.7737760
	0110	111	016520	016520	512100	0000	0304	5657	80.72			The Atlantic Group - Supplemental Labor	Yes.GHFUELHDL.7737777
	0110	111	016520	016520	512100	0000	0304	5657	175.68			The Atlantic Group - Supplemental Labor	Yes.GHFUELHDL.7737970
	0110	111	016520	016520	512100	0000	0304	5657	413.55			The Atlantic Group - Supplemental Labor	Yes.GHFUELHDL.7740648
	0110	111	016520	016520	512100	0000	0304	5657	95.52			The Atlantic Group - Supplemental Labor	Yes.GHFUELHDL.7741100
	0110	111	016520	016520	512100	0000	0304	5657	286.56			The Atlantic Group - Supplemental Labor	Yes.GHFUELHDL.7742832
	0110	111	016520	016520	512100	0000	0304	5655	48.04			The Atlantic Group - Supplemental Labor	Yes.GHFUELHDL.7743569
	0110	111	016520	016520	512100	0000	0304	5657	48.04			The Atlantic Group - Supplemental Labor	Yes.GHFUELHDL.7743573
	0110	111	016520	016520	512100	0000	0304	5657	106.32			The Atlantic Group - Supplemental Labor	Yes.GHFUELHDL.7745005
	0110	111	016520	016520	512100	0000	0304	5655	96.08			The Atlantic Group - Supplemental Labor	Yes.GHFUELHDL.7749230
	0110	111	016520	016520	512100	0000	0304	5656	80.72			The Atlantic Group - Supplemental Labor	Yes.GHFUELHDL.7749232
	0110	111	016520	016520	512100	0000	0304	5656	815.28			The Atlantic Group - Supplemental Labor	Yes.GHFUELHDL.7749233
	0110	111	016520	016520	512100	0000	0304	5657	302.79			The Atlantic Group - Supplemental Labor	Yes.GHFUELHDL.7752002
	0110	111	016520	016520	512100	0000	0304	5657	175.68			The Atlantic Group - Supplemental Labor	Yes.GHFUELHDL.7753555

Attachment to Response to AG-KIUC 2 Question 22(h)
 Case No. 2020-00350
 Page 48 of 166
 Garrett

Database ORAOEBSPROD.OEBSPROD
 Data Access Set LGE ENERGY LLC
 Ledger LGE ENERGY LLC
 Chart Of Accounts Accounting Flexfield
 Currency USD

Category	* List - Text Accrual
Source	* List - Text Spreadsheet
Accounting Date	* List - Date 2/29/2020
Group ID	Number 12046
Batch Name	Text PG-SML
Journal Name	Text J701-0110-0220
Journal Description	Text Power Generation Accrual
Reverse Journal	List - Text Yes
Reversal Period/Date	List - Text MAR-2020

Upl	Company	Product	Org	Exp Org	Account	IC	Exp Type	Loc	Debit	Credit	Stat Amount	Line Description	Line DFF (Project.Task)
				* List - Text					* Number	* Number	Number	Text	List - Text
	0110	111	016520	016520	512100	0000	0304	5657	121.08			The Atlantic Group - Supplemental Labor	Yes.GHFUELHDL.7753675
	0110	111	016520	016520	512100	0000	0304	5657	679.84			The Atlantic Group - Supplemental Labor	Yes.GHFUELHDL.7756287
	0110	111	016520	016520	512100	0000	0304	5657	552.40			The Atlantic Group - Supplemental Labor	Yes.GHFUELHDL.7756571
	0110	111	016520	016520	512100	0000	0304	5657	938.23			The Atlantic Group - Supplemental Labor	Yes.GHFUELHDL.7756574
	0110	111	016520	016520	512100	0000	0304	5657	175.68			The Atlantic Group - Supplemental Labor	Yes.GHFUELHDL.7756575
	0110	111	016520	016520	512100	0000	0304	5657	1,064.44			The Atlantic Group - Supplemental Labor	Yes.GHFUELHDL.7756579
	0110	111	016520	016520	512100	0000	0304	5657	605.71			The Atlantic Group - Supplemental Labor	Yes.GHFUELHDL.7761234
	0110	111	016520	016520	512100	0000	0304	5657	539.43			The Atlantic Group - Supplemental Labor	Yes.GHFUELHDL.7761321
	0110	111	016520	016520	512100	0000	0304	5651	903.72			The Atlantic Group - Supplemental Labor	Yes.GHFUELHDL.7761794
	0110	111	016520	016520	512100	0000	0304	5651	96.08			The Atlantic Group - Supplemental Labor	Yes.GHFUELHDL.7761795
	0110	111	016520	016520	512100	0000	0304	5651	521.60			The Atlantic Group - Supplemental Labor	Yes.GHFUELHDL.7761796
	0110	111	016520	016520	512100	0000	0304	5657	534.99			The Atlantic Group - Supplemental Labor	Yes.GHFUELHDL.7761797
	0110	111	016520	016520	512100	0000	0304	5657	271.76			The Atlantic Group - Supplemental Labor	Yes.GHFUELHDL.7762933
	0110	111	016520	016520	512100	0000	0304	5657	170.46			The Atlantic Group - Supplemental Labor	Yes.GHFUELHDL.7762934
	0110	111	016520	016520	512100	0000	0304	5657	271.76			The Atlantic Group - Supplemental Labor	Yes.GHFUELHDL.7762935
	0110	111	016520	016520	512100	0000	0304	5655	457.68			The Atlantic Group - Supplemental Labor	Yes.GHFUELHDL.7763751
	0110	111	016520	016520	512100	0000	0304	5655	87.84			The Atlantic Group - Supplemental Labor	Yes.GHFUELHDL.7763752
	0110	111	016520	016520	512100	0000	0304	5656	792.30			The Atlantic Group - Supplemental Labor	Yes.GHFUELHDL.7763807
	0110	111	016520	016520	512100	0000	0304	5656	286.56			The Atlantic Group - Supplemental Labor	Yes.GHFUELHDL.7763852
	0110	111	016520	016520	512100	0000	0304	5657	361.08			The Atlantic Group - Supplemental Labor	Yes.GHFUELHDL.7765221
	0110	111	016520	016520	512100	0000	0304	5657	165.78			The Atlantic Group - Supplemental Labor	Yes.GHFUELHDL.7766593
	0110	111	016520	016520	501090	0000	0304	5657	44,012.75			The Atlantic Group - Supplemental Labor	Yes.GHFUELHDL.7766593
	0110	111	016520	016520	512005	0000	0304	5657	95.52			The Atlantic Group - Supplemental Labor	Yes.GHFUELHDL.7766593

Attachment to Response to AG-KIUC 2 Question 22(h)
 Case No. 2020-00350
 Page 49 of 166
 Garrett

Database ORAOEBSPROD.OEBSPROD
 Data Access Set LGE ENERGY LLC
 Ledger LGE ENERGY LLC
 Chart Of Accounts Accounting Flexfield
 Currency USD

Category	* List - Text Accrual
Source	* List - Text Spreadsheet
Accounting Date	* List - Date 2/29/2020
Group ID	Number 12046
Batch Name	Text PG-SML
Journal Name	Text J701-0110-0220
Journal Description	Text Power Generation Accrual
Reverse Journal	List - Text Yes
Reversal Period/Date	List - Text MAR-2020

Upl	Company	Product	Org	Exp Org	Account	IC	Exp Type	Loc	Debit	Credit	Stat Amount	Line Description	Line DFF (Project.Task)
					* List - Text				* Number	* Number	Number	Text	List - Text
	0110	111	016520	016520	512005	0000	0304	5657	103.52			The Atlantic Group - Supplemental Labor	Yes.GHLSHDL.7746234
	0110	111	016520	016520	512005	0000	0304	5657	1,579.94			The Atlantic Group - Supplemental Labor	Yes.GHLSHDL.7761275
	0110	111	016520	016520	514100	0000	0304	5657	79.23			The Atlantic Group - Supplemental Labor	Yes.GHMISCPLT.7293167
	0110	111	016520	016520	513100	0000	0304	5655	878.40			The Atlantic Group - Supplemental Labor	Yes.GHMISCPLT.7733164
	0110	111	016520	016520	514100	0000	0304	5657	95.52			The Atlantic Group - Supplemental Labor	Yes.GHMISCPLT.7733181
	0110	111	016520	016520	514100	0000	0304	5657	80.76			The Atlantic Group - Supplemental Labor	Yes.GHMISCPLT.7737855
	0110	111	016520	016520	514100	0000	0304	5657	157.35			The Atlantic Group - Supplemental Labor	Yes.GHMISCPLT.7738617
	0110	111	016520	016520	511100	0000	0304	5656	43.92			The Atlantic Group - Supplemental Labor	Yes.GHMISCPLT.7738619
	0110	111	016520	016520	514100	0000	0304	5657	106.38			The Atlantic Group - Supplemental Labor	Yes.GHMISCPLT.7745259
	0110	111	016520	016520	512100	0000	0304	5651	6,406.97			The Atlantic Group - Supplemental Labor	Yes.GHPULCOAL.7710157
	0110	111	016520	016520	512100	0000	0304	5652	80.72			The Atlantic Group - Supplemental Labor	Yes.GHPULCOAL.7741079
	0110	111	016520	016520	512100	0000	0304	5651	80.72			The Atlantic Group - Supplemental Labor	Yes.GHPULCOAL.7741083
	0110	111	016520	016520	512100	0000	0304	5651	80.72			The Atlantic Group - Supplemental Labor	Yes.GHPULCOAL.7741086
	0110	111	016520	016520	512100	0000	0304	5654	80.72			The Atlantic Group - Supplemental Labor	Yes.GHPULCOAL.7741089
	0110	111	016520	016520	512100	0000	0304	5653	80.72			The Atlantic Group - Supplemental Labor	Yes.GHPULCOAL.7745428
	0110	111	016520	016520	512100	0000	0304	5651	1,970.10			The Atlantic Group - Supplemental Labor	Yes.GHPULCOAL.7749081
	0110	111	016520	016520	512100	0000	0304	5651	756.33			The Atlantic Group - Supplemental Labor	Yes.GHPULCOAL.7753700
	0110	111	016520	016520	512100	0000	0304	5652	414.52			The Atlantic Group - Supplemental Labor	Yes.GHPULCOAL.7759386
	0110	111	016520	016520	512100	0000	0304	5652	493.84			The Atlantic Group - Supplemental Labor	Yes.GHPULCOAL.7768554
	0110	111	016520	016520	512100	0000	0304	5652	293.00			The Atlantic Group - Supplemental Labor	Yes.GHSOOTBLR.7696112
	0110	111	016520	016520	512100	0000	0304	5654	266.56			The Atlantic Group - Supplemental Labor	Yes.GHSOOTBLR.7696716
	0110	111	016520	016520	512100	0000	0304	5652	219.72			The Atlantic Group - Supplemental Labor	Yes.GHSOOTBLR.7721620
	0110	111	016520	016520	512100	0000	0304	5654	379.74			The Atlantic Group - Supplemental Labor	Yes.GHSOOTBLR.7721620

Attachment to Response to AG-KIUC-2 Question 22(h)
 Case No. 2020-00350

Database ORAOEBSPROD.OEBSPROD
 Data Access Set LGE ENERGY LLC
 Ledger LGE ENERGY LLC
 Chart Of Accounts Accounting Flexfield
 Currency USD

Category	* List - Text Accrual
Source	* List - Text Spreadsheet
Accounting Date	* List - Date 2/29/2020
Group ID	Number 12046
Batch Name	Text PG-SML
Journal Name	Text J701-0110-0220
Journal Description	Text Power Generation Accrual
Reverse Journal	List - Text Yes
Reversal Period/Date	List - Text MAR-2020

Upl	Company	Product	Org	Exp Org	Account	IC	Exp Type	Loc	Debit	Credit	Stat Amount	Line Description	Line DFF (Project.Task)
				* List - Text					* Number	* Number	Number	Text	List - Text
	0110	111	016520	016520	512100	0000	0304	5651	161.26			The Atlantic Group - Supplemental Labor	Yes.GHSOOTBLR.7732552
	0110	111	016520	016520	512100	0000	0304	5653	353.18			The Atlantic Group - Supplemental Labor	Yes.GHSOOTBLR.7732572
	0110	111	016520	016520	512100	0000	0304	5651	185.04			The Atlantic Group - Supplemental Labor	Yes.GHSOOTBLR.7737994
	0110	111	016520	016520	512100	0000	0304	5653	226.88			The Atlantic Group - Supplemental Labor	Yes.GHSOOTBLR.7738018
	0110	111	016520	016520	512100	0000	0304	5654	322.52			The Atlantic Group - Supplemental Labor	Yes.GHSOOTBLR.7739230
	0110	111	016520	016520	512100	0000	0304	5654	1,159.48			The Atlantic Group - Supplemental Labor	Yes.GHSOOTBLR.7739996
	0110	111	016520	016520	512100	0000	0304	5654	353.18			The Atlantic Group - Supplemental Labor	Yes.GHSOOTBLR.7747396
	0110	111	016520	016520	512100	0000	0304	5654	322.52			The Atlantic Group - Supplemental Labor	Yes.GHSOOTBLR.7761793
	0110	111	016520	016520	512100	0000	0304	5653	833.94			The Atlantic Group - Supplemental Labor	Yes.GHSOOTBLR.7762206
	0110	111	016520	016520	511100	0000	0304	5657	1,137.64			The Atlantic Group - Supplemental Labor	Yes.GHSTRGRND.7381791
	0110	111	016520	016520	511100	0000	0304	5657	3,677.22			The Atlantic Group - Supplemental Labor	Yes.GHSTRGRND.7426173
	0110	111	016520	016520	511100	0000	0304	5657	4,362.81			The Atlantic Group - Supplemental Labor	Yes.GHSTRGRND.7426176
	0110	111	016520	016520	511100	0000	0304	5657	7,039.62			The Atlantic Group - Supplemental Labor	Yes.GHSTRGRND.7426180
	0110	111	016520	016520	511100	0000	0304	5657	633.88			The Atlantic Group - Supplemental Labor	Yes.GHSTRGRND.7654082
	0110	111	016520	016520	511100	0000	0304	5656	40.36			The Atlantic Group - Supplemental Labor	Yes.GHSTRGRND.7725054
	0110	111	016520	016520	511100	0000	0304	5652	40.36			The Atlantic Group - Supplemental Labor	Yes.GHSTRGRND.7736686
	0110	111	016520	016520	511100	0000	0304	5657	1,226.80			The Atlantic Group - Supplemental Labor	Yes.GHSTRGRND.7737911
	0110	111	016520	016520	511100	0000	0304	5657	43.92			The Atlantic Group - Supplemental Labor	Yes.GHSTRGRND.7740090
	0110	111	016520	016520	511100	0000	0304	5656	20.18			The Atlantic Group - Supplemental Labor	Yes.GHSTRGRND.7741082
	0110	111	016520	016520	511100	0000	0304	5657	40.36			The Atlantic Group - Supplemental Labor	Yes.GHSTRGRND.7741085
	0110	111	016520	016520	511100	0000	0304	5657	1,330.70			The Atlantic Group - Supplemental Labor	Yes.GHSTRGRND.7745322
	0110	111	016520	016520	513100	0000	0304	5653	43.92			The Atlantic Group - Supplemental Labor	Yes.GHSTRGRND.7747287
	0110	111	016520	016520	513100	0000	0304	5652	60.54			The Atlantic Group - Supplemental Labor	Yes.GHSTRGRND.7747414

Attachment to Response to AG-KIUC 2 Question 22(h)
 Case No. 2020-00350

Database ORAOEBSPROD.OEBSPROD
 Data Access Set LGE ENERGY LLC
 Ledger LGE ENERGY LLC
 Chart Of Accounts Accounting Flexfield
 Currency USD

Category	* List - Text Accrual
Source	* List - Text Spreadsheet
Accounting Date	* List - Date 2/29/2020
Group ID	Number 12046
Batch Name	Text PG-SML
Journal Name	Text J701-0110-0220
Journal Description	Text Power Generation Accrual
Reverse Journal	List - Text Yes
Reversal Period/Date	List - Text MAR-2020

Upl	Company	Product	Org	Exp Org	Account	IC	Exp Type	Loc	Debit	Credit	Stat Amount	Line Description	Line DFF (Project.Task)
					* List - Text				* Number	* Number	Number	Text	List - Text
	0110	111	016520	016520	513100	0000	0304	5651	43.92			The Atlantic Group - Supplemental Labor	Yes.GHTURBGEN.7741954
	0110	111	016520	016520	513100	0000	0304	5651	43.92			The Atlantic Group - Supplemental Labor	Yes.GHTURBGEN.7741955
	0110	111	016520	016520	513100	0000	0304	5654	5,797.54			The Atlantic Group - Supplemental Labor	Yes.GHTURBGEN.7754602
	0110	111	016520	016520	513100	0000	0304	5655	161.48			The Atlantic Group - Supplemental Labor	Yes.GHTWTRS.7758791
	0110	111	016520	016520	513100	0000	0304	5655	53.16			The Atlantic Group - Supplemental Labor	Yes.GHTWTRS.7763024
	0110	111	016520	016520	512100	0000	0304	5656	40.36			The Atlantic Group - Supplemental Labor	Yes.GHWTRTRM.7737816
	0110	111	016520	016520	511100	0000	0304	5657	322.88			The Atlantic Group - Supplemental Labor	Yes.GHWTRTRM.7743555
	0110	111	016520	016520	506159	0000	0304	5653	2,466.04			Facilities Performance Group - Supplemental Labor	Yes.GHSO3OPS.7676212
	0110	111	016520	016520	506159	0000	0304	5654	2,484.21			Facilities Performance Group - Supplemental Labor	Yes.GHSO3OPS.7676235
	0110	111	016520	016520	506159	0000	0304	5652	2,466.04			Facilities Performance Group - Supplemental Labor	Yes.GHSO3OPS.7676236
	0110	111	016520	016520	506159	0000	0304	5651	2,457.01			Facilities Performance Group - Supplemental Labor	Yes.GHSO3OPS.7680882
	0110	111	016520	016520	511100	0000	0304	5657	2,133.60			Facilities Performance Group - Supplemental Labor	Yes.GHSTRGRND.7446129
	0110	111	016520	016520	511100	0000	0304	5657	5,610.68			Facilities Performance Group - Supplemental Labor	Yes.GHSTRGRND.7674730
	0110	111	016520	016520	511100	0000	0304	5651	4,760.98			Facilities Performance Group - Supplemental Labor	Yes.GHSTRGRND.7675256
	0110	111	016520	016520	511100	0000	0304	5657	2,132.52			Facilities Performance Group - Supplemental Labor	Yes.GHSTRGRND.7676245
	0110	111	016520	016520	511100	0000	0304	5657	4,838.70			Facilities Performance Group - Supplemental Labor	Yes.GHSTRGRND.7676250
	0110	111	016520	016520	511100	0000	0304	5657	3,012.03			Facilities Performance Group - Supplemental Labor	Yes.GHSTRGRND.7710027
	0110	111	016520	016520	513100	0000	0301	5654	303.94			PIC Group Inc - Auxiliary Labor Inv#500057101A	Yes.GH4TOF20.7711322
	0110	112	016520	016520	513100	0000	0301	5654	365.52			PIC Group Inc - Auxiliary Labor Inv#500057101A	Yes.GH4TOF20.7711334
	0110	111	016520	016520	506100	0000	0417	5657	853.55			SOUTHERN PETROLEUM INC- Inv # 2014875	Yes.GHVEHFUEL.FUEL
	0110	111	016520	016520	502004	0000	0452	5657	140.67			FISHER SCIENTIFIC COMPANY LLC- Inv # 3235831	Yes.GHWTRLAB.WTR LAB
	0110	111	016520	016520	502004	0000	0653	5657	47.24			FISHER SCIENTIFIC COMPANY LLC- Inv # 3235831	Yes.GHCCRSYS.7726125
	0110	111	016520	016520	512107	0000	0452	5657	9,154.23			AIR SYSTEMS LLC- Inv # 35232	Yes.GHCCRSYS.7726125
	0110	111	016520	016520	512156	0000	0452	5651	2,609.65			AIR SYSTEMS LLC- Inv # 35232	Yes.GHCCRSYS.7726125

Attachment to Response to AG-KTUC-2 Question 22(h)
 Case No. 2020-00350
 Garrett

Database ORAOEBSPROD.OEBSPROD
 Data Access Set LGE ENERGY LLC
 Ledger LGE ENERGY LLC
 Chart Of Accounts Accounting Flexfield
 Currency USD

Category	* List - Text Accrual
Source	* List - Text Spreadsheet
Accounting Date	* List - Date 2/29/2020
Group ID	Number 12046
Batch Name	Text PG-SML
Journal Name	Text J701-0110-0220
Journal Description	Text Power Generation Accrual
Reverse Journal	List - Text Yes
Reversal Period/Date	List - Text MAR-2020

Upl	Company	Product	Org	Exp Org	Account	IC	Exp Type	Loc	Debit	Credit	Stat Amount	Line Description	Line DFF (Project.Task)	
									* Number	* Number			Number	Text
	0110	111	016520	016520	512152	0000	0452	5651	1,777.51			AIR SYSTEMS LLC- Inv # 35232	Yes.GHSO3MNT.7726131	
	0110	111	016520	016520	501090	0000	0304	5657	855.86			The Atlantic Group - Supplemental Labor	Yes.GHFUELOPS.6812084	
	0110	111	016220	016300	186075	0000	0375	5636	26,561.24			BRCT LTSA Fixed/EOH Fee for CT6 Serv	Yes.156327KU.BRCT6	
	0110	111	016220	016300	186075	0000	0375	5637	29,156.18			BRCT LTSA Fixed/EOH Fee for CT7 Serv	Yes.156327KU.BRCT7	
	0100	111	002040	016300	186075	0110	0375	0460	16,279.47			BRCT LTSA Fixed/EOH Fee for CT6 Serv	Yes.156327LGE.BRCT6	
	0100	111	002040	016300	186075	0110	0375	0461	17,869.91			BRCT LTSA Fixed/EOH Fee for CT7 Serv	Yes.156327LGE.BRCT7	
	0110	111	016710	002130	186074	0100	0375	0172	115,532.83			CR7 LTPC Variable Fee CT1 Service (KU) Siemens - Q1	Yes.CR7LTPCKU.LTPC186	
	0110	111	016710	002130	186074	0100	0475	0172	282,856.23			CR7 LTPC Variable Fee CT1 Matl (KU) Siemens - Q1	Yes.CR7LTPCKU.LTPC186	
	0110	111	016710	002130	186074	0100	0375	0172	103,221.90			CR7 LTPC Variable Fee CT2 Service (KU) Siemens - Q1	Yes.CR7LTPCKU.LTPC186	
	0110	111	016710	002130	186074	0100	0475	0172	252,715.69			CR7 LTPC Variable Fee CT2 Matl (KU) Siemens - Q1	Yes.CR7LTPCKU.LTPC186	
	0110	105	015590	015590	232031	0000	0699	0000		958,982.91				Yes.112958.232031
	0110	105	015590	015590	232032	0000	0699	0000		246,365.45				Yes.112958.232032
	0110	105	015590	015590	232033	0000	0699	0000		-				Yes.112958.232033
	0110	111	015590	006250	232001	0100	0699	0000		788,476.03			Power Generation Monthly Accrual	Yes.112958.PPD
	0110	111	015590	015590	232001	0000	0699	0000		1,531,455.96			Power Generation Monthly Accrual	Yes.112958.PPD
	0110	111	015590	015590	143012	0000	0699	0000	224,312.38			Power Generation Monthly Accrual- Beneficial ReUse	Yes.112958.143012	
	0110	111	015590	015590	143012	0000	0699	0000				Power Generation Inventory	Yes.112958.143012	
Totals:									3,749,592.73	3,749,592.73				

Description: Power Generation Accrual

Case No. 2020-00350

Attachment to Response to AG-KIUC-2 Question 22(h)

Page 53 of 166

Garrett

Database ORAOEBSPROD.OEBSPROD
 Data Access Set LGE ENERGY LLC
 Ledger LGE ENERGY LLC
 Chart Of Accounts Accounting Flexfield
 Currency USD

Category	* List - Text Accrual
Source	* List - Text Spreadsheet
Accounting Date	* List - Date 2/29/2020
Group ID	Number 12046
Batch Name	Text PG-SML
Journal Name	Text J701-0110-0220
Journal Description	Text Power Generation Accrual
Reverse Journal	List - Text Yes
Reversal Period/Date	List - Text MAR-2020

Upl	Company	Product	Org	Exp Org	Account	IC	Exp Type	Loc	Debit	Credit	Stat Amount	Line Description	Line DFF (Project.Task)
					* List - Text				* Number	* Number	Number	Text	List - Text

Prepared by: S Laster

Approved by: Stacy Ritchey

Posted by: *[Signature]* 3/3/2020

Upload/Concurrent ID: 51726782

3-3-20

Posted/Concurrent ID: 5172 7663

*New
51758095
[Signature] 3/6/2020*

Case No. 2020-00350
 Attachment to Response to AG-KIUC-2 Question 22(h)

Page 54 of 166

Garrett

Database ORAOEBSPROD.OEBSPROD
 Data Access Set LGE ENERGY LLC
 Ledger LGE ENERGY LLC
 Chart Of Accounts Accounting Flexfield
 Currency USD

Category * List - Text Accrual
 Source * List - Text Spreadsheet
 Accounting Date * List - Date 3/31/2020
 Group ID Number 12046
 Batch Name Text PG-SML
 Journal Name Text J701-0110-0320
 Journal Description Text Power Generation Accrual
 Reverse Journal List - Text Yes
 Reversal Period/Date List - Text APR-2020

Upi	Company	Product	Org	Exp Org	Account	IC	Exp Type	Loc	Debit	Credit	Stat Amount	Line Description	Line DFF (Project.Task)
				* List - Text					* Number	* Number	Number	Text	List - Text
	0110	111	016220	016220	512156	0000	0301	5623	4,200.00			Accrual-PO 678200-BWF ENVIRONMENT	Yes.BR3FFBAGS.7636483
	0110	111	016220	016220	512005	0000	0301	5630	2,915.85			Accrual-PO 686916-PROCESS PUMP AND	Yes.BRFGDLMS.7730911
	0110	111	016220	016220	511100	0000	0301	5620	2,900.00			Accrual-PO 686954-MPW INDUSTRIAL SE	Yes.BRMISCEQ.7760066
	0110	111	016220	016220	506100	0000	0301	5620	230.00			Accrual-PO 689011-LADYFINGERS FINE	Yes.BRMISCEXP.COVID19
	0110	111	016220	016220	554100	0000	0301	5648	525.00			Accrual-PO 688041-PINPOINT UTILITY PP	Yes.BRSOLARMT.7772602
	0110	111	016220	016220	511100	0000	0301	5623	45,000.00			Accrual-PO 680626-WARE-EW Brown Aux	Yes.BRSTRGR.7660367
	0110	111	016220	016220	511100	0000	0301	5620	800.00			Accrual-PO 684726-TREAMMILL MEDIC IN	Yes.BRSTRGR.7726244
	0110	111	016220	016220	511100	0000	0301	5620	500.00			Accrual-PO 685422-ABELL ELEVATOR IN	Yes.BRSTRGR.5620
	0110	111	016220	016220	511100	0000	0301	5623	1,500.00			Accrual-PO 688534-MISTRAS GROUP INC	Yes.BRSTRGR.7765299
	0110	111	016300	016300	553010	0000	0301	5642	59,969.00			Accrual-PO 685108-TECHCORR USA MAN	Yes.BRCTFH.7681791
	0110	111	016220	016220	107001	0000	0301	5623	10,740.00			Accrual-PO 687383-CORMETECH INC-CA	Yes.151992.107001
	0110	111	016220	016220	107001	0000	0301	5623	4,705.00			Accrual-PO 674277-THERMAL ENGINEER	Yes.157942.107001
	0110	111	016220	016220	107001	0000	0301	5623	206,000.00			Accrual-PO 666017-KSB INC-INSPECTIO	Yes.158723.107001
	0110	111	016220	016220	108901	0000	0301	5624	19,254.63			Accrual-PO 680995-MECHANICAL CONST	Yes.159046.108901
	0110	111	016220	016220	107001	0000	0301	5623	18,000.00			Accrual-PO 682257-WEG ELECTRIC COR	Yes.159154.107001
	0110	111	016300	016300	107001	0000	0301	5645	90,000.00			Accrual-PO 654114-MICHELS CORPORAT	Yes.144541.107001
	0110	111	016300	016300	107001	0000	0301	5636	5,200.00			Accrual-PO 625222-READY ELECTRIC-G	Yes.155110.107001
	0110	111	016300	016300	549100	0000	0301	5636	900.00			Accrual-PO 635044-Airgas-Mid America-C	Yes.BRCTMEXP.CT6GAS
	0110	111	016300	016300	549100	0000	0301	5637	900.00			Accrual-PO 635044-Airgas-Mid America-C	Yes.BRCTMEXP.CT7GAS
	0110	111	016220	016220	505100	0000	0301	5620	950.00			Accrual-PO 543337-Airgas-Mid America-B	Yes.BRHYDCRBN.5620
	0110	111	016220	016220	502002	0000	0413	5620	1,000.00			Accrual-PO 580526-Brenntag MidSouth-BR	Yes.BRWTCHEM.5620
	0110	111	016220	016220	511100	0000	0303	5620	3,000.00			Accrual-PO -Day & Zimmerman-Cleaning S	Yes.BRSTRGR.5620
	0110	111	016220	016220	514100	0000	0301	5620	7,000.00			Accrual-PO 637541-Black and Veatch Corp	Yes.BRSFWLIC.RPM
	0110	111	016220	016220	502013	0000	0304	5620	61,000.00			Accrual-PO -SAlIA-Landfill Operation	Yes.BRLANDFIL.502013
	0110	111	016300	016220	549100	0000	0663	5642	1,000.00			Accrual-PO 659558-Lake Village-Water	Yes.BRCTWTUSE.5642
	0110	111	016220	016220	506100	0000	0663	5620	1,000.00			Accrual-PO 659558-Lake Village-Water	Yes.BRWTRUSE.5620
	0110	111	016220	016220	513100	0000	0304	5620	67.30			Accrual-PO-DAY & ZIMMERMAN (ATLANT	Yes.BRAEEOH.7763953
	0110	111	016220	016220	512017	0000	0304	5620	269.20			Accrual-PO-DAY & ZIMMERMAN (ATLANT	Yes.BRASHHAND.7762640
	0110	111	016220	016220	512017	0000	0304	5620	269.20			Accrual-PO-DAY & ZIMMERMAN (ATLANT	Yes.BRASHHAND.7763528
	0110	111	016220	016220	512017	0000	0304	5620	269.20			Accrual-PO-DAY & ZIMMERMAN (ATLANT	Yes.BRASHHAND.7764107
	0110	111	016220	016220	512017	0000	0304	5620	269.20			Accrual-PO-DAY & ZIMMERMAN (ATLANT	Yes.BRASHHAND.7765032
	0110	111	016220	016220	512017	0000	0304	5620	168.25			Accrual-PO-DAY & ZIMMERMAN (ATLANT	Yes.BRASHHAND.7766269
	0110	111	016220	016220	512005	0000	0304	5630	29.57			Accrual-PO-DAY & ZIMMERMAN (ATLANT	Yes.BRFGDLHD.7766207
	0110	111	016220	016220	512005	0000	0304	5630	29.57			Accrual-PO-DAY & ZIMMERMAN (ATLANT	Yes.BRFGDLHD.7766837
	0110	111	016220	016220	512005	0000	0304	5630	38.33			Accrual-PO-DAY & ZIMMERMAN (ATLANT	Yes.BRFGDLHD.7766166
	0110	111	016220	016220	512005	0000	0304	5630	229.98			Accrual-PO-DAY & ZIMMERMAN (ATLANT	Yes.BRFGDLHD.7754655
	0110	111	016220	016220	512100	0000	0304	5620	210.82			Accrual-PO-DAY & ZIMMERMAN (ATLANT	Yes.BRFUELHAN.7754655

Attachment to Response to AGK HFC 2 Question 22(h)
 Case No. 2020-00350
 Page 55 of 166
 Garrett

Database ORAOEBSPROD.OEBSPROD
 Data Access Set LGE ENERGY LLC
 Ledger LGE ENERGY LLC
 Chart Of Accounts Accounting Flexfield
 Currency USD

Category * List - Text Accrual
 Source * List - Text Spreadsheet
 Accounting Date * List - Date 3/31/2020
 Group ID Number 12046
 Batch Name Text PG-SML
 Journal Name Text J701-0110-0320
 Journal Description Text Power Generation Accrual
 Reverse Journal List - Text Yes
 Reversal Period/Date List - Text APR-2020

Upl	Company	Product	Org	Exp Org	Account	IC	Exp Type	Loc	Debit	Credit	Stat Amount	Line Description	Line DFF (Project.Task)
				* List - Text					* Number	* Number	Number	Text	List - Text
	0110	111	016220	016220	512100	0000	0304	5620	325.20			Accrual-PO-DAY & ZIMMERMAN (ATLANT	Yes.BRFUELHAN.7745466
	0110	111	016220	016220	512100	0000	0304	5620	325.20			Accrual-PO-DAY & ZIMMERMAN (ATLANT	Yes.BRFUELHAN.7748861
	0110	111	016220	016220	512100	0000	0304	5620	1,565.40			Accrual-PO-DAY & ZIMMERMAN (ATLANT	Yes.BRFUELHAN.7346139
	0110	111	016220	016220	512100	0000	0304	5620	57.50			Accrual-PO-DAY & ZIMMERMAN (ATLANT	Yes.BRFUELHAN.7779132
	0110	111	016220	016220	512100	0000	0304	5620	334.71			Accrual-PO-DAY & ZIMMERMAN (ATLANT	Yes.BRFUELHAN.7772894
	0110	111	016220	016220	512100	0000	0304	5620	631.09			Accrual-PO-DAY & ZIMMERMAN (ATLANT	Yes.BRFUELHAN.7759876
	0110	111	016220	016220	512100	0000	0304	5624	60.24			Accrual-PO-DAY & ZIMMERMAN (ATLANT	Yes.BRFUELHAN.7763116
	0110	111	016220	016220	512100	0000	0304	5620	30.67			Accrual-PO-DAY & ZIMMERMAN (ATLANT	Yes.BRFUELHAN.7766140
	0110	111	016220	016220	512100	0000	0304	5620	30.67			Accrual-PO-DAY & ZIMMERMAN (ATLANT	Yes.BRFUELHAN.7762407
	0110	111	016220	016220	512100	0000	0304	5620	60.24			Accrual-PO-DAY & ZIMMERMAN (ATLANT	Yes.BRFUELHAN.7764062
	0110	111	016220	016220	512100	0000	0304	5620	60.24			Accrual-PO-DAY & ZIMMERMAN (ATLANT	Yes.BRFUELHAN.7766903
	0110	111	016220	016220	512100	0000	0304	5620	30.67			Accrual-PO-DAY & ZIMMERMAN (ATLANT	Yes.BRFUELHAN.7764890
	0110	111	016220	016220	512100	0000	0304	5620	16.82			Accrual-PO-DAY & ZIMMERMAN (ATLANT	Yes.BRFUELHAN.7762653
	0110	111	016220	016220	512100	0000	0304	5620	33.65			Accrual-PO-DAY & ZIMMERMAN (ATLANT	Yes.BRFUELHAN.7762056
	0110	111	016220	016220	512100	0000	0304	5620	67.30			Accrual-PO-DAY & ZIMMERMAN (ATLANT	Yes.BRFUELHAN.7766732
	0110	111	016220	016220	512100	0000	0304	5620	219.72			Accrual-PO-DAY & ZIMMERMAN (ATLANT	Yes.BRFUELHAN.7755840
	0110	111	016220	016220	512100	0000	0304	5620	29.57			Accrual-PO-DAY & ZIMMERMAN (ATLANT	Yes.BRFUELHAN.7766684
	0110	111	016220	016220	512100	0000	0304	5620	59.14			Accrual-PO-DAY & ZIMMERMAN (ATLANT	Yes.BRFUELHAN.7761909
	0110	111	016220	016220	512100	0000	0304	5623	29.57			Accrual-PO-DAY & ZIMMERMAN (ATLANT	Yes.BRFUELHAN.7763086
	0110	111	016220	016220	511100	0000	0304	5620	585.92			Accrual-PO-DAY & ZIMMERMAN (ATLANT	Yes.BRMISCEQ.7760075
	0110	111	016220	016220	514100	0000	0304	5620	33.65			Accrual-PO-DAY & ZIMMERMAN (ATLANT	Yes.BRMISCEQ.7780545
	0110	111	016220	016220	514100	0000	0304	5620	33.65			Accrual-PO-DAY & ZIMMERMAN (ATLANT	Yes.BRMISCEQ.7780546
	0110	111	016220	016220	514100	0000	0304	5620	33.65			Accrual-PO-DAY & ZIMMERMAN (ATLANT	Yes.BRMISCEQ.7735857
	0110	111	016220	016220	514100	0000	0304	5620	33.65			Accrual-PO-DAY & ZIMMERMAN (ATLANT	Yes.BRMISCEQ.7754682
	0110	111	016220	016220	514100	0000	0304	5620	67.30			Accrual-PO-DAY & ZIMMERMAN (ATLANT	Yes.BRMISCEQ.7762375
	0110	111	016220	016220	514100	0000	0304	5620	67.30			Accrual-PO-DAY & ZIMMERMAN (ATLANT	Yes.BRMISCEQ.7762517
	0110	111	016220	016220	514100	0000	0304	5620	67.30			Accrual-PO-DAY & ZIMMERMAN (ATLANT	Yes.BRMISCEQ.7763361
	0110	111	016220	016220	514100	0000	0304	5620	33.65			Accrual-PO-DAY & ZIMMERMAN (ATLANT	Yes.BRMISCEQ.7762368
	0110	111	016220	016220	514100	0000	0304	5620	67.30			Accrual-PO-DAY & ZIMMERMAN (ATLANT	Yes.BRMISCEQ.7766856
	0110	111	016220	016220	514100	0000	0304	5620	134.60			Accrual-PO-DAY & ZIMMERMAN (ATLANTIC GR	Yes.BRMISCEQ.7767742
	0110	111	016220	016220	514100	0000	0304	5620	29.57			Accrual-PO-DAY & ZIMMERMAN (ATLANT	Yes.BRMISCEQ.7767638
	0110	111	016220	016220	511100	0000	0304	5620	5,654.72			Accrual-PO-DAY & ZIMMERMAN (ATLANT	Yes.BRSTRGR.7084290
	0110	111	016220	016220	511100	0000	0304	5620	923.58			Accrual-PO-PIC-TRAC SERVICES	Yes.BRSTRGR.7766958
	0110	111	016220	016220	511100	0000	0304	5620	111.57			Accrual-PO-DAY & ZIMMERMAN (ATLANT	Yes.BRSTRGR.7765027
	0110	111	016220	016220	511100	0000	0304	5620	6,560.98			Accrual-PO-DAY & ZIMMERMAN (ATLANT	Yes.BRSTRGR.7769448
	0110	111	016220	016220	511100	0000	0304	5620	292.96			Accrual-PO-DAY & ZIMMERMAN (ATLANT	Yes.BRSTRGR.7785194
	0110	111	016220	016220	511100	0000	0304	5620	292.96			Accrual-PO-DAY & ZIMMERMAN (ATLANT	Yes.BRSTRGR.7764157
	0110	111	016220	016220	511100	0000	0304	5620	146.48			Accrual-PO-DAY & ZIMMERMAN (ATLANT	Yes.BRSTRGR.7764157

Attachment to Response to AG KUCs 2 Question 22(h)
 Case No. 2020-00350
 Page 56 of 166
 Garrett

Database ORAOEBSPROD.OEBSPROD
 Data Access Set LGE ENERGY LLC
 Ledger LGE ENERGY LLC
 Chart Of Accounts Accounting Flexfield
 Currency USD

Category * List - Text Accrual
 Source * List - Text Spreadsheet
 Accounting Date * List - Date 3/31/2020
 Group ID Number 12046
 Batch Name Text PG-SML
 Journal Name Text J701-0110-0320
 Journal Description Text Power Generation Accrual
 Reverse Journal List - Text Yes
 Reversal Period/Date List - Text APR-2020

Upl	Company	Product	Org	Exp Org	Account	IC	Exp Type	Loc	Debit	Credit	Stat Amount	Line Description	Line DFF (Project.Task)
				* List - Text					* Number	* Number	Number	Text	List - Text
	0110	111	016220	016220	511100	0000	0304	5620	67.30			Accrual-PO-DAY & ZIMMERMAN (ATLANT	Yes.BRSTRGR.7764822
	0110	111	016220	016220	511100	0000	0304	5620	73.24			Accrual-PO-DAY & ZIMMERMAN (ATLANT	Yes.BRSTRGR.7762642
	0110	111	016220	016220	511100	0000	0304	5620	100.95			Accrual-PO-DAY & ZIMMERMAN (ATLANT	Yes.BRSTRGR.7765947
	0110	111	016220	016220	511100	0000	0304	5620	73.24			Accrual-PO-DAY & ZIMMERMAN (ATLANT	Yes.BRSTRGR.7763531
	0110	111	016220	016220	511100	0000	0304	5620	73.24			Accrual-PO-DAY & ZIMMERMAN (ATLANT	Yes.BRSTRGR.7764112
	0110	111	016220	016220	511100	0000	0304	5620	73.24			Accrual-PO-DAY & ZIMMERMAN (ATLANT	Yes.BRSTRGR.7765035
	0110	111	016220	016220	511100	0000	0304	5620	73.24			Accrual-PO-DAY & ZIMMERMAN (ATLANT	Yes.BRSTRGR.7766271
	0110	111	016910	016220	544100	0000	0304	5691	33.65			Accrual-PO-DAY & ZIMMERMAN (ATLANT	Yes.DXAE.7764023
	0110	111	016910	016220	544100	0000	0304	5691	50.48			Accrual-PO-DAY & ZIMMERMAN (ATLANT	Yes.DXAE.7764772
	0110	111	016910	016220	545100	0000	0304	5691	33.65			Accrual-PO-DAY & ZIMMERMAN (ATLANT	Yes.DXMP.7766769
	0110	111	016910	016220	545100	0000	0304	5691	67.30			Accrual-PO-DAY & ZIMMERMAN (ATLANT	Yes.DXMP.7766696
	0110	111	016910	016220	542100	0000	0304	5691	38.33			Accrual-PO-DAY & ZIMMERMAN (ATLANT	Yes.DXSTRGR.7762630
	0110	111	016910	016220	542100	0000	0304	5691	36.62			Accrual-PO-DAY & ZIMMERMAN (ATLANT	Yes.DXSTRGR.7763523
	0110	111	016910	016220	542100	0000	0304	5691	36.62			Accrual-PO-DAY & ZIMMERMAN (ATLANT	Yes.DXSTRGR.7764102
	0110	111	016910	016220	542100	0000	0304	5691	219.72			Accrual-PO-DAY & ZIMMERMAN (ATLANT	Yes.DXSTRGR.7764846
	0110	111	016910	016220	542100	0000	0304	5691	36.62			Accrual-PO-DAY & ZIMMERMAN (ATLANT	Yes.DXSTRGR.7765025
	0110	111	016910	016220	542100	0000	0304	5691	36.62			Accrual-PO-DAY & ZIMMERMAN (ATLANT	Yes.DXSTRGR.7766264
	0110	111	016220	016220	512005	0000	0304	5630	428.02			Accrual-PO-PIC-TRAC SERVICES	Yes.BRFGDABS.7740654
	0110	111	016220	016220	502013	0000	0304	5620	1,164.39			Accrual-PO-DAY & ZIMMERMAN (ATLANT	Yes.BRCCROPS.7322092
	0110	111	016300	016220	554100	0000	0304	5642	67.30			Accrual-PO-DAY & ZIMMERMAN (ATLANT	Yes.BRCTMPE.7763184
	0110	111	016220	016220	512107	0000	0304	5620	29.57			Accrual-PO-DAY & ZIMMERMAN (ATLANT	Yes.BRCCFLY.7765048
	0110	111	016220	016220	512005	0000	0304	5630	1,180.48			Accrual-PO-PIC-TRAC SERVICES	Yes.BRFGDGYS.7782771
	0110	111	016220	016220	512005	0000	0304	5630	131.94			Accrual-PO-PIC-TRAC SERVICES	Yes.BRFGDMPE.7766247
	0110	111	016220	016220	512005	0000	0304	5630	93.32			Accrual-PO-PIC-TRAC SERVICES	Yes.BRFGDMPE.7762486
	0110	111	016220	016220	512152	0000	0304	5623	856.04			Accrual-PO-PIC-TRAC SERVICES	Yes.BRAQCOTH.7767767
	0110	111	016220	016220	512005	0000	0304	5630	762.72			Accrual-PO-PIC-TRAC SERVICES	Yes.BRFGDLP.7760159
	0110	111	016220	016220	501090	0000	0304	5620	24,321.05			Accrual-PO-DAY & ZIMMERMAN (ATLANT	Yes.BROPSFH.5620
	0110	111	016220	016220	511100	0000	0304	5620	66.44			Accrual-PO-DAY & ZIMMERMAN (ATLANT	Yes.BRWATTR.7790740
	0110	111	016300	016220	553010	0000	0304	5640	292.96			Accrual-PO-DAY & ZIMMERMAN (ATLANT	Yes.BRCTSS.7632213
	0110	111	016300	016220	553010	0000	0304	5638	292.96			Accrual-PO-DAY & ZIMMERMAN (ATLANT	Yes.BRCTSS.7725671
	0110	111	016300	016220	553010	0000	0304	5639	585.92			Accrual-PO-DAY & ZIMMERMAN (ATLANT	Yes.BRCTSS.7622749
	0110	111	016220	016220	107001	0000	0301	5623	3,002.32			Accrual-PO-READY-TRAC SERVICES	Yes.159641.7178642
	0110	111	016520	016520	512100	0000	0301	5657	4,500.00			COAL HANDLING CONVEYOR SCALE	
	0110	111	016520	016520	512100	0000	0301	5657	4,500.00			CALIBRATIONS	Yes.GHFUELHDL.7771180
	0110	111	016520	016520	512100	0000	0301	5651	28,710.00			U-1 OUTAGE SUPPORT	Yes.GH1S20.7710116
	0110	112	016520	016520	512100	0000	0301	5654	32,130.00			U-4 OUTAGE SUPPORT	Yes.GH1S20.7710116
	0110	112	016520	016520	513100	0000	0301	5654	36,990.00			U-4 TURBINE OUTAGE SUPPORT	Yes.GH1S20.7710116
	0110	111	016520	016520	512100	0000	0304	5651	3,780.00			SUPERVISOR TIME TRACKING	Yes.GHBOILER.7710048

Attachment to Response to AG-KU-C-2 Question 22(h)
 Case No. 2020-00350
 Page 57 of 166
 Garrett

Database ORAOEBSPROD.OEBSPROD
 Data Access Set LGE ENERGY LLC
 Ledger LGE ENERGY LLC
 Chart Of Accounts Accounting Flexfield
 Currency USD

Category	* List - Text Accrual
Source	* List - Text Spreadsheet
Accounting Date	* List - Date 3/31/2020
Group ID	Number 12046
Batch Name	Text PG-SML
Journal Name	Text J701-0110-0320
Journal Description	Text Power Generation Accrual
Reverse Journal	List - Text Yes
Reversal Period/Date	List - Text APR-2020

Upl	Company	Product	Org	Exp Org	Account	IC	Exp Type	Loc	Debit	Credit	Stat Amount	Line Description	Line DFF (Project.Task)
				* List - Text					* Number	* Number	Number	Text	List - Text
	0110	111	016520	016520	107001	0000	0301	5651	3,240.00			GH1 WATERWALL PROJECT	Yes.154989.7724199
	0110	111	016520	016520	107001	0000	0301	5654	2,700.00			GH4 WATERWALL PROJECT	Yes.140199.7724197
	0110	111	016520	016520	512100	0000	0301	5651	2,520.00			U-1 AUX STEAM LINE INSU. DAMAGED ABOVE D HEATER	Yes.GHTURBGEN.7785261
	0110	112	016520	016520	512100	0000	0301	5651	8,100.00			U-1 INSTALL APHC LAGGING AND INSU.	Yes.GH1S20.7761809
	0110	111	016520	016520	512101	0000	0301	5654	3,780.00			U-4 SCR SCAFFOLD FOR DILUTION AIR PIPE	Yes.GHSCR.7700379
	0110	111	016520	016520	512101	0000	0301	5654	4,275.00			U-4 SCR REMOVE AND INSTALL INSULATION FOR REPAIRS	Yes.GHSCR.7700378
	0110	111	016520	016520	512100	0000	0304	5656	3,870.00			BUILD AND DEMO 3/4 COAL ROOM SCAFFOLD	Yes.GHFUELHDL.7726067
	0110	112	016520	016520	512152	0000	0301	5654	4,320.00			U-4 SO3 INJ. REMOVE LAGGING AROUND PORTS FOR REPAIR	Yes.GH4F20.7722887
	0110	112	016520	016520	512100	0000	0301	5651	4,500.00			U-1 APHC DEMO SCAFFOLD FOR ACCESS TO VALVES	Yes.GH1S20.7766627
	0110	112	016520	016520	512100	0000	0301	5651	720.00			1-2 BFP STEAM SEAL LEAK DEMO SCAFFOLD	Yes.GH1S20.7758690
	0110	111	016520	016520	513100	0000	0304	5651	1,350.00			SCAFFOLD U-1 TURB. OIL COOLER TOP WEST SIDE	Yes.GHTURBGEN.7787846
	0110	112	016520	016520	512005	0000	0301	5654	3,240.00			DEMO SCAFFOLD TO ACCESS EXPANSION JOINT U-4 TOWER	Yes.GH4F20.7772594
	0110	111	016520	016520	512100	0000	0304	5653	405.00			DEMO INSU. U-3 APHC LEAKING ON OUTLET	Yes.GHBLRDFT.7777118
	0110	111	016520	016520	512100	0000	0301	5657	2,160.00			LEAD ABATEMENT TRANS. HOUSE 3	Yes.GHFUELHDL.7788335
	0110	111	016520	016520	512101	0000	0304	5654	2,520.00			DEMO INSU. FOR HT REPAIR 4/2	Yes.GHSCR.7695468
	0110	111	016520	016520	512100	0000	0304	5654	1,890.00			DEMO INSU. 4C LP HEATER VENT LINE	Yes.GHCOND.7726059
	0110	112	016520	016520	512100	0000	0301	5654	2,160.00			SCAFFOLD INSU. AND BLASTING REHEAT OUTLET HEADER	Yes.GH4F20.7739948
	0110	111	016520	016520	511100	0000	0304	5651	450.00			U-1 BOILER WALL REPAIR HOLE IN WALL ABOVE MAN DOOR	Yes.GHSTRGRND.7300852
	0110	111	016520	016520	108901	0000	0301	5654	19,000.00			COLD AIR DAMPERS	Yes.151439.7642102
	0110	111	016520	016520	107001	0000	0301	5654	40,000.00			U4 ELECTROMATIC BALL VALVES	Yes.161249.7674361
	0110	111	016520	016520	511100	0000	0303	5657	10,300.00			(2020) FPG CONSUMABLES	Yes.GHSTRGRND.7710144
	0110	111	016520	016520	107001	0000	0301	5654	12,500.00			U-4 SCR EXPNSION JOINT SCAFFOLD	Yes.157416.7649069
	0110	111	016520	016520	107001	0000	0303	5654	2,000.00			U-4 SCR EXPNSION JOINT SCAFFOLD	Yes.157416.7649069
	0110	111	016520	016520	107001	0000	0301	5654	72,500.00			U-4 SCR EXPNSION JOINT	Yes.157416.7649069
	0110	111	016520	016520	108901	0000	0301	5654	72,500.00			U-4 SCR EXPNSION JOINT	Yes.157416.7649069
	0110	111	016520	016520	513100	0000	0301	5653	1,920.00			U-4 CROSSOVER REPAIR AND SUPPORT	Yes.GHTURBGEN.7793004

Attachment to Response to AG-KIUC-2 Question 22(h)
Case No. 2020-00350
Page 58 of 166
Garrett

Database ORAOEBSPROD.OEBSPROD
 Data Access Set LGE ENERGY LLC
 Ledger LGE ENERGY LLC
 Chart Of Accounts Accounting Flexfield
 Currency USD

Category * List - Text Accrual
 Source * List - Text Spreadsheet
 Accounting Date * List - Date 3/31/2020
 Group ID Number 12046
 Batch Name Text PG-SML
 Journal Name Text J701-0110-0320
 Journal Description Text Power Generation Accrual
 Reverse Journal List - Text Yes
 Reversal Period/Date List - Text APR-2020

Upl	Company	Product	Org	Exp Org	Account	IC	Exp Type	Loc	Debit	Credit	Stat Amount	Line Description	Line DFF (Project.Task)
				* List - Text					* Number	* Number	Number	Text	List - Text
	0110	111	016520	016520	107001	0000	0301	5651	12.00			GH1 PARTIAL BOILER INSULATE	Yes.161660.7759379
	0110	111	016520	016520	107001	0000	0301	5651	25.00			GH1 BOILER PART ASBESTOS ABATE	Yes.161663.7759380
	0110	111	016520	016520	107001	0000	0301	5654	28,000.00			AIR HEATER REP	Yes.156629.7782745
	0110	111	016520	016520	107001	0000	0301	5651	358,812.00			GH1 Final SH Inlet Leg DMW Labor	Yes.154982.7643623
	0110	111	016520	016520	107001	0000	0301	5651	507,844.00			GH1 Final SH Inlet Leg DMW Labor	Yes.154982.7643617
	0110	111	016520	016520	107001	0000	0301	5654	99,140.53			GH4 AIR HEATER REPAIRS	Yes.156629.7782745
	0110	111	016520	016520	108901	0000	0301	5654	9,000.00			GH4 7,8,9 Stg DiaphragmBladRpl	Yes.161743.7760060
	0110	111	016520	016520	107001	0000	0301	5654	58,800.00			GH4 7,8,9 Stg DiaphragmBladRpl	Yes.161743.7760063
	0110	111	016520	016520	108901	0000	0301	5654	22,000.00			GH4 Turb Packing Repl20	Yes.161451.7737086
	0110	111	016520	016520	107001	0000	0301	5654	106,000.00			GH4 Turb Packing Repl20	Yes.161451.7737090
	0110	111	016520	016520	108901	0000	0301	5654	4,000.00			GH4 HP-IP Blade Repl 20	Yes.160894.7721654
	0110	111	016520	016520	107001	0000	0301	5654	86,800.00			GH4 HP-IP Blade Repl 20	Yes.160894.7721657
	0110	111	016520	016520	108901	0000	0301	5654	9,000.00			GH4 Turb Snout Ring Repl 20	Yes.161302.7721651
	0110	111	016520	016520	107001	0000	0301	5654	67,484.00			GH4 Turb Snout Ring Repl 20	Yes.161302.7721653
	0110	111	016520	016520	511100	0000	0301	5657	9,040.00			KU Ghent Potable Water System Design	Yes.GHWTRTRM.6944510
	0110	111	016520	016520	512100	0000	0452	5651	9,000.00			UNIT 1 OUTAGE CHUTE REPAIR	
	0110	111	016520	016520	107001	0000	0301	5652	68,754.00			MATERIAL	Yes.GH1S20.7733931
	0110	111	016520	016520	108901	0000	0301	5654	20,000.00			OVERHAUL 2-1 BFP	Yes.152770.7544989
	0110	111	016520	016520	107001	0000	0301	5654	60,000.00			GH4 Air Heatter Expansion Joint	Yes.126302.7753273
	0110	111	016520	016520	107001	0000	0301	5654	60,000.00			GH4 Air Heatter Expansion Joint	Yes.126302.7753274
	0110	111	016520	016520	502013	0000	0304	5657	56,400.00			Monthly Landfill Fee	Yes.GHCCROPS.CCROPS
	0110	111	016520	016520	502011	0000	0699	5657		128,240.08		Gypsum Sales - ECR	Yes.GH-GYPSAL.GYP SALES ECR
	0110	111	016520	016520	502001	0000	0699	5657		36,666.67		Gypsum Sales - Non ECR	Yes.GHGYPAL.GYPSUM SALES
	0110	111	016520	016520	502011	0000	0699	5657		11,167.50		Gypsum Sales - ECR - Premium	Yes.GH-GYPSAL.GYP SALES ECR
	0110	111	016520	016520	501253	0000	0699	5654		14,124.24		Ash Sales	Yes.GHASHSALE.SALES
	0110	111	016520	016520	512107	0000	0304	5657	17,542.07			THE ATLANTIC GROUP INC -	
												Supplemental Labor	Yes.GHCCRASH.7310396
	0110	111	016520	016520	512107	0000	0304	5657	140.24			THE ATLANTIC GROUP INC -	
												Supplemental Labor	Yes.GHCCRASH.7665373
	0110	111	016520	016520	512107	0000	0304	5657	140.24			THE ATLANTIC GROUP INC -	
												Supplemental Labor	Yes.GHCCRASH.7665374
	0110	111	016520	016520	512107	0000	0304	5657	350.60			THE ATLANTIC GROUP INC -	
												Supplemental Labor	Yes.GHCCRGYP.7730933
	0110	111	016520	016520	512107	0000	0304	5657	140.24			THE ATLANTIC GROUP INC -	
												Supplemental Labor	Yes.GHCCRASH.7745467
	0110	111	016520	016520	512107	0000	0304	5657	70.12			THE ATLANTIC GROUP INC -	
												Supplemental Labor	Yes.GHCCRGYP.7731266
	0110	111	016520	016520	512107	0000	0304	5657	280.48			THE ATLANTIC GROUP INC -	
												Supplemental Labor	Yes.GHCCRASH.7764321

Attachment to Response to AG-KIUC-2 Question 22(h)
 Case No. 2020-00350
 Yes.GHCCRASH.7764321

Database ORAOEBSPROD.OEBSPROD
 Data Access Set LGE ENERGY LLC
 Ledger LGE ENERGY LLC
 Chart Of Accounts Accounting Flexfield
 Currency USD

Category	* List - Text Accrual
Source	* List - Text Spreadsheet
Accounting Date	* List - Date 3/31/2020
Group ID	Number 12046
Batch Name	Text PG-SML
Journal Name	Text J701-0110-0320
Journal Description	Text Power Generation Accrual
Reverse Journal	List - Text Yes
Reversal Period/Date	List - Text APR-2020

Upl	Company	Product	Org	Exp Org	Account	IC	Exp Type	Loc	Debit	Credit	Stat Amount	Line Description	Line DFF (Project.Task)
					* List - Text				* Number	* Number	Number	Text	List - Text
	0110	111	016520	016520	512107	0000	0304	5657	16,472.30			THE ATLANTIC GROUP INC - Supplemental Labor	Yes.GHCCRASH.7310396
	0110	111	016520	016520	512107	0000	0304	5657	140.24			THE ATLANTIC GROUP INC - Supplemental Labor	Yes.GHCCRASH.7751975
	0110	111	016520	016520	512107	0000	0304	5657	876.50			THE ATLANTIC GROUP INC - Supplemental Labor	Yes.GHCCRMNTC.7766550
	0110	111	016520	016520	512107	0000	0304	5657	105.18			THE ATLANTIC GROUP INC - Supplemental Labor	Yes.GHCCRASH.7778702
	0110	111	016520	016520	512100	0000	0301	5651	871.22			READY ELECTRIC CO INC - Auxiliary Labor	Yes.GHPULCOAL.7785153
	0110	111	015730	016520	107001	0000	0304	5657	1,550.16			THE ATLANTIC GROUP INC - Supplemental Labor	Yes.152379.7439785
	0110	111	016520	016520	512107	0000	0301	5657	1,519.03			THE ATLANTIC GROUP INC - Auxiliary Labor	Yes.GHCCRASH.7310396
	0110	111	016520	016520	513100	0000	0301	5653	1,091.16			READY ELECTRIC CO INC - Auxiliary Labor	Yes.GHCOMPAIR.7660923
	0110	111	016520	016520	512017	0000	0301	5654	1,114.56			READY ELECTRIC CO INC - Auxiliary Labor	Yes.GH4F20.7662904
	0110	111	016520	016520	511100	0000	0301	5654	1,183.32			READY ELECTRIC CO INC - Auxiliary Labor	Yes.GH4F20.7717431
	0110	111	016520	016520	513100	0000	0301	5654	3,247.28			READY ELECTRIC CO INC - Auxiliary Labor	Yes.GH4F20.7717801
	0110	111	016520	016520	512100	0000	0301	5654	1,091.16			READY ELECTRIC CO INC - Auxiliary Labor	Yes.GH4F20.7720099
	0110	111	016520	016520	108901	0000	0301	5654	880.64			READY ELECTRIC CO INC - Auxiliary Labor	Yes.161665.7753683
	0110	112	016520	016520	512100	0000	0301	5654	1,091.16			READY ELECTRIC CO INC - Auxiliary Labor	Yes.GH4F20.7777528
	0110	111	016520	016520	512100	0000	0301	5654	591.66			READY ELECTRIC CO INC - Auxiliary Labor	Yes.GHBLRDFT.7782817
	0110	111	016520	016520	512100	0000	0301	5653	1,183.32			READY ELECTRIC CO INC - Auxiliary Labor	Yes.GHPULCOAL.7784071
	0110	111	016520	016520	512100	0000	0301	5651	499.50			READY ELECTRIC CO INC - Auxiliary Labor	Yes.GHBLRDFT.7786000
	0110	111	016520	016520	512107	0000	0301	5657	1,091.16			READY ELECTRIC CO INC - Auxiliary Labor	Yes.GHCCRMNTC.7788447
	0110	111	015730	016520	107001	0000	0304	5657	9,865.74			THE ATLANTIC GROUP INC - Supplemental Labor	Yes.152379.7439785
	0110	111	015730	016520	107001	0000	0304	5657	9,954.40			THE ATLANTIC GROUP INC - Supplemental Labor	Yes.152379.7439785
	0110	111	015730	016520	107001	0000	0304	5657	8,387.80			THE ATLANTIC GROUP INC - Supplemental Labor	Yes.152379.7439785
	0110	111	016520	016520	512107	0000	0301	5657	668.61			THE ATLANTIC GROUP INC - Auxiliary Labor	Yes.GHCCRASH.7310396
	0110	111	016520	016520	511100	0000	0304	5651	4,951.76			LLC - Supplemental Labor	Yes.GHSTRGRND.7675256

Attachment to Response to AG-KIUC-2 Question 22(h)
Case No. 2020-00350
Page 60 of 166
Garrett

Database ORAOEBSPROD.OEBSPROD
 Data Access Set LGE ENERGY LLC
 Ledger LGE ENERGY LLC
 Chart Of Accounts Accounting Flexfield
 Currency USD

Category	* List - Text Accrual
Source	* List - Text Spreadsheet
Accounting Date	* List - Date 3/31/2020
Group ID	Number 12046
Batch Name	Text PG-SML
Journal Name	Text J701-0110-0320
Journal Description	Text Power Generation Accrual
Reverse Journal	List - Text Yes
Reversal Period/Date	List - Text APR-2020

Upl	Company	Product	Org	Exp Org	Account	IC	Exp Type	Loc	Debit	Credit	Stat Amount	Line Description	Line DFF (Project.Task)
				* List - Text					* Number	* Number	Number	Text	List - Text
	0110	111	016520	016520	511100	0000	0304	5657	3,742.71			FACILITIES PERFORMANCE GROUP LLC - Supplemental Labor	Yes.GHSTRGRND.7676250
	0110	112	016520	016520	512100	0000	0304	5654	1,678.34			FACILITIES PERFORMANCE GROUP LLC - Supplemental Labor	Yes.GH4F20.7694727
	0110	111	016520	016520	511100	0000	0304	5657	3,069.18			FACILITIES PERFORMANCE GROUP LLC - Supplemental Labor	Yes.GHSTRGRND.7710027
	0110	112	016520	016520	512100	0000	0304	5654	948.72			FACILITIES PERFORMANCE GROUP LLC - Supplemental Labor	Yes.GH4F20.7711345
	0110	111	016520	016520	513100	0000	0304	5654	71.68			FACILITIES PERFORMANCE GROUP LLC - Supplemental Labor	Yes.GH4F20.7716449
	0110	111	016520	016520	512107	0000	0304	5651	869.01			FACILITIES PERFORMANCE GROUP LLC - Supplemental Labor	Yes.GHCCRASH.7777561
	0110	111	016520	016520	513100	0000	0304	5654	336.97			FACILITIES PERFORMANCE GROUP LLC - Supplemental Labor	Yes.GHTURBGEN.7784042
	0110	111	016520	016520	512100	0000	0304	5651	518.95			FACILITIES PERFORMANCE GROUP LLC - Supplemental Labor	Yes.GHPULCOAL.7784052
	0110	111	016520	016520	512005	0000	0304	5657	1,079.67			FACILITIES PERFORMANCE GROUP LLC - Supplemental Labor	Yes.GHLSHDL.7785159
	0110	111	016520	016520	511100	0000	0304	5657	48.16			FACILITIES PERFORMANCE GROUP LLC - Supplemental Labor	Yes.GHSTRGRND.7785227
	0110	111	016520	016520	511100	0000	0452	5657	106.26			WESCO DISTRIBUTION INC- Inv #171642	Yes.GHSTASUP.VMI-LUBEGLUE
	0110	111	016520	016520	511100	0000	0452	5657	6.96			WESCO DISTRIBUTION INC- Inv #171643	Yes.GHSTASUP.VMI-LUBEGLUE
	0110	111	016520	016520	511100	0000	0452	5657	456.67			WESCO DISTRIBUTION INC- Inv #171648	Yes.GHSTASUP.VMI-LUBEGLUE
	0110	111	016520	016520	511100	0000	0452	5657	690.28			WESCO DISTRIBUTION INC- Inv #171650	Yes.GHSTASUP.VMI-LUBEGLUE
	0110	111	016520	016520	511100	0000	0452	5657	98.40			WESCO DISTRIBUTION INC- Inv #171651	Yes.GHSTASUP.VMI-LUBEGLUE
	0110	111	016520	016520	506100	0000	0452	5657	680.27			WESCO DISTRIBUTION INC- Inv #174046	Yes.GHTOOLS.TOOLS
	0110	111	016520	016520	513100	0000	0452	5654	20.35			TEMCO INC- Inv #182151	Yes.GHSVCWTR.7782110
	0110	111	016520	016520	512107	0000	0452	5657	20.29			TEMCO INC- Inv #182163	Yes.GHCCRGYP.7782664
	0110	112	016520	016520	512100	0000	0301	5654	51,033.00			Inspection U4 Reheart Outlet Header	Yes.GH4F20.7724158
	0110	112	016520	016520	512100	0000	0301	5654	3,382.00			RT Pipe Work	Yes.GH4F20.7703142
	0110	112	016520	016520	512011	0000	0452	5654	1,400.00			1-5/9 X 7/8" 12GA UNISTRUT	Yes.GH4F20.7710122
	0110	112	016520	016520	512005	0000	0452	5654	4,319.00			PENNGUARD MATERIAL TO U4 INLET DUCT	Yes.GH4F20.7782663
	0110	112	016520	016520	512100	0000	0301	5654	6,375.00			PERFORM REMOTE VISUAL BORESCOPE INSPECTIONS	Yes.GH4F20.7722913
	0110	112	016520	016520	513100	0000	0452	5654	122,865.00			MATERIAL FOR GH4 CIRCULATING WATER PIPING COATING	Yes.GH4F20.7735817

Case No. 2020-00350
Attachment to Response to AG-KIUC-2 Question 22(h)
Page 61 of 166
Garrett

Database ORAOEBSPROD.OEBSPROD
 Data Access Set LGE ENERGY LLC
 Ledger LGE ENERGY LLC
 Chart Of Accounts Accounting Flexfield
 Currency USD

Category	* List - Text Accrual
Source	* List - Text Spreadsheet
Accounting Date	* List - Date 3/31/2020
Group ID	Number 12046
Batch Name	Text PG-SML
Journal Name	Text J701-0110-0320
Journal Description	Text Power Generation Accrual
Reverse Journal	List - Text Yes
Reversal Period/Date	List - Text APR-2020

Upl	Company	Product	Org	Exp Org	Account	IC	Exp Type	Loc	Debit	Credit	Stat Amount	Line Description	Line DFF (Project.Task)
				* List - Text					* Number	* Number	Number	Text	List - Text
	0110	112	016520	016520	513100	0000	0301	5654	25,400.00			REVERSING HEADS UNIT #4 MAIN VACUUM PUMP CONDENSER WATERBOXES CARBON STEEL	Yes.GH4F20.7610869
	0110	112	016520	016520	513100	0000	0452	5654	7,828.00			CO-2H1101N STYLE 265C195A05, WESTINGHOUSE RELAY	Yes.GH4F20.7787161
	0110	112	016520	016520	513100	0000	0301	5654	7,828.00			FABRICATE 30INCH DIA PIPE SPOOLS	Yes.GH4F20.7771211
	0110	111	016520	016520	512100	0000	0301	5654	3,045.00			PRETEST UNIT 4 BOILER SAFETIES	Yes.GH4F20.7720891
	0110	111	016520	016520	512100	0000	0301	5654	9,000.00			OPEN AND INSPECT MISCELLANEOUS ATWOOD MORRIL CHECK VALVES EQUIPMENT/MATERIAL FOR GHENT UNIT 4 SCR MODULE CATALYST CLEAN/VACUUM CATALYST AND DUCT.	Yes.GH4F20.7720896
	0110	111	016520	016520	512101	0000	0301	5654	67,000.00				Yes.GH4F20.7720927
	0110	112	016520	016520	512005	0000	0301	5654	35,000.00			LABOR FOR GHENT 4 ABSORBER TOWER, SUMPS, AND SLURRY TANK	Yes.GH4F20.7735808
	0110	112	016520	016520	512100	0000	0301	5654	4,600.00			LABOR REQUIREMENTS TO DISASSEMBLE, INSPECT AND REASSEMBLE BABCOCK & WILCOX DRAG VALVE	Yes.GH4F20.7733952
	0110	112	016520	016520	512100	0000	0301	5654	7,392.00			PERFORM THREE 1" 8 TPI GAMMA PLUG INSTALLATIONS	Yes.GH4F20.7722913
	0110	112	016520	016520	512100	0000	0301	5654	300,000.00			UNIT 4 T&M WORK	Yes.GH4F20.7724190
	0110	112	016520	016520	512100	0000	0301	5654	119,000.00			GH4 Sponge blasting spring 2020 material	Yes.GH4F20.7735859
	0110	112	016520	016520	512011	0000	0301	5654	52,500.00			PROVIDE SUPPORT FOR GHENT 4 PRECIPITATOR WORK	Yes.GH4F20.7710122
	0110	112	016520	016520	512011	0000	0301	5654	21,600.00			HOPPER LEVEL DETECTORS WITH 2 LEVEL DETECTORS PER HOPPER	Yes.GH4F20.7710122
	0110	112	016520	016520	513100	0000	0452	5654	293.00			22 GA 304/304L #4 FIN 48 X 120 LASER FILM ONE SIDE 1. Alro Part: 14811275	Yes.GH4TOF20.7711331
	0110	112	016520	016520	513100	0000	0452	5654	223.00			1-1/2 RD 4140 HT TG&P 1. Alro Part: 32712000 2. Saw Cutting 3. Cut Tolerance: +1/8 / -0	Yes.GH4TOF20.7711331
	0110	112	016520	016520	513100	0000	0301	5654	13,838.00			Repairs to Buffalo Forge Pump Model:VCRE S/N:305043-001, New 4140 Shaft Option	Yes.GH4TOF20.7711330
	0110	111	016520	016520	513100	0000	0301	5654	573,347.00			O&M CONTRACT	Yes.GH4TOF20.7711321

Case No. 2020-00350

Attachment to Response to AG-KIUC-2 Question 22(h)

Page 62 of 166

Garrett

Database ORAOEBSPROD.OEBSPROD
 Data Access Set LGE ENERGY LLC
 Ledger LGE ENERGY LLC
 Chart Of Accounts Accounting Flexfield
 Currency USD

Category	* List - Text Accrual
Source	* List - Text Spreadsheet
Accounting Date	* List - Date 3/31/2020
Group ID	Number 12046
Batch Name	Text PG-SML
Journal Name	Text J701-0110-0320
Journal Description	Text Power Generation Accrual
Reverse Journal	List - Text Yes
Reversal Period/Date	List - Text APR-2020

Upl	Company	Product	Org	Exp Org	Account	IC	Exp Type	Loc	Debit	Credit	Stat Amount	Line Description	Line DFF (Project.Task)
					* List - Text				* Number	* Number	Number	Text	List - Text
	0110	112	016520	016520	513100	0000	0301	5654	2,000.00			GE GH4 CO-10 REMOVAL OF 2 MUSHROOM STUDS IN HP INNER SHELL AND STUCK MSA HARDWARE	Yes.GH4TOF20.7711324
	0110	112	016520	016520	513100	0000	0301	5654	7,714.00			GE GH4 CO-11 POWER ROLLING OF JOURNAL OF HP/RH ROTOR	Yes.GH4TOF20.7711324
	0110	112	016520	016520	513100	0000	0301	5654	9,450.00			GE GH4 CO-14 PREP LH OUTER CASING, SANDBLAST JOINT AND FITS LABOR TO Grind (1) seal face minimum cleanup	Yes.GH4TOF20.7711324
	0110	112	016520	016520	513100	0000	0301	5654	550.00				Yes.GH4TOF20.7711330
	0110	111	016520	016520	513100	0000	0301	5654	73,870.00			U736S127P0302 SHIM, U615X000P0226 NUT-SLTD, 182A1261P0001 SUPPORT PLATE + 17 OTHER ITEMS	Yes.GH4TOF20.7711322
	0110	112	016520	016520	513100	0000	0301	5654	165,137.00			Ghent CO-1 MD&A STEAM PATH REPAIR	Yes.GH4TOF20.7711324
	0110	112	016520	016520	513100	0000	0301	5654	19,400.00			Ghent CO-2 MD&A MACHINE REPAIR T3 JOURNAL	Yes.GH4TOF20.7711327
	0110	112	016520	016520	513100	0000	0301	5654	37,500.00			Ghent CO-3 MD&A MACHINE REPAIR T7 JOURNAL	Yes.GH4TOF20.7711331
	0110	112	016520	016520	513100	0000	0452	5654	3,277.00			ITEM NO: 00073708 310 R STEEL BRG	Yes.GH4TOF20.7711330
	0110	112	016520	016520	513100	0000	0452	5654	802.00			ITEM NO: 99999999 FOOTE-JONES 821SLRBLD BEARING, SEAL & SHIM KIT PARTS FOR 102CF006 821SL-6.02	Yes.GH4TOF20.7711330
	0110	112	016520	016520	513100	0000	0452	5654	681.00			ITEM NO: 02703414 5411 W MBR BRG(OLD 5411)	Yes.GH4TOF20.7711330
	0110	112	016520	016520	513100	0000	0452	5654	1,719.00			ITEM NO: 99999999 851941 ITEM 4 LS PINION FOOTE-JONES	Yes.GH4TOF20.7711330
	0110	112	016520	016520	513100	0000	0452	5654	7,107.00			ITEM NO: 01067090 PH87 DISC ASSY 2517 011307 SCWP NORTH & SOUTH MOTOR SIDE + 38 OTHER ITEMS	Yes.GH4TOF20.7711330
	0110	112	016520	016520	513100	0000	0452	5654	1,295.00			3000-032 GARLOCK 3000 BLUEGARD 1/32"TH X 60" X 60"	Yes.GH4TOF20.7711331
	0110	112	016520	016520	513100	0000	0452	5654	4,314.00			3220/161RA IMO MINOR KIT FOR EG3DHS-312 PUMP	Yes.GH4TOF20.7711330
	0110	112	016520	016520	512100	0000	0303	5651	12,389.00			EQUIPMENT & MATERIAL TO PERFORM PHASED ARRAY INSPECTION ON (1) 20" GIRTH WELD AT GHENT POWER PLANT	Yes.GH4S20.7726225

Case No. 2020-00350

Attachment to Response to AG-KIUC-2 Question 22(h)

Page 63 of 166

Garrett

Database ORAOEBSPROD.OEBSPROD
 Data Access Set LGE ENERGY LLC
 Ledger LGE ENERGY LLC
 Chart Of Accounts Accounting Flexfield
 Currency USD

Category * List - Text Accrual
 Source * List - Text Spreadsheet
 Accounting Date * List - Date 3/31/2020
 Group ID Number 12046
 Batch Name Text PG-SML
 Journal Name Text J701-0110-0320
 Journal Description Text Power Generation Accrual
 Reverse Journal List - Text Yes
 Reversal Period/Date List - Text APR-2020

Upl	Company	Product	Org	Exp Org	Account	IC	Exp Type	Loc	Debit	Credit	Stat Amount	Line Description	Line DFF (Project.Task)
					* List - Text				* Number	* Number	Number	Text	List - Text
	0110	111	016520	016520	512100	0000	0301	5651	21,824.00			INSPECTION, IDENTIFY ISSUES AND LIST REPAIR COMPONENTS AS NEEDED, PROVIDE BOMS, REPAIRS AS NEEDED	Yes.GH1S20.7678230
	0110	112	016520	016520	512100	0000	0301	5651	4,500.00			CREATE ANANLYSIS RECORD FOR WELD IN QUESTION	Yes.GH1S20.7726225
	0110	111	016520	016520	512005	0000	0303	5651	30,000.00			EQUIPMENT/MATERIAL FOR GHENT 1 ABSORBER BLDG SUMP PIT, INERT FINES TANKS AND DUCT CLEANING	Yes.GH1S20.7708667
	0110	111	016520	016520	512101	0000	0301	5651	67,000.00			LABOR FOR GHENT UNIT 1 SCR MODULE CATALYST CLEAN/VACUUM CATALYST AND DUCT.	Yes.GH1S20.7708804
	0110	112	016520	016520	513100	0000	0301	5651	23,510.00			GHENT UNIT 1 COOLING TOWER BASIN CLEANING	Yes.GH1S20.7710066
	0110	112	016520	016520	512100	0000	0303	5651	28,081.00			PIN GROOVE, CAGE, ACTUATOR KIT X2 VALVES	Yes.GH1S20.7451345
	0110	112	016520	016520	512100	0000	0301	5651	10,000.00			BOILER PUNCHLIST REPAIRS	Yes.GH1S20.7724209
	0110	112	016520	016520	512100	0000	0301	5651	20,000.00			LABOR FOR GHENT UNIT 1 AIR PREHEATING COILS, SEAL TROUGH, FANS AND SUMPS WASH AND VACUUM PENTHOUSE	Yes.GH1S20.7708148
	0110	111	016520	016520	513100	0000	0301	5651	2,120.00			TESTING OF (4) GHENT 1500 KVA TRANSFORMERS	Yes.GH1S20.7705625
	0110	112	016520	016520	513100	0000	0301	5651	2,120.00			TESTING OF (4) GHENT 1500 KVA TRANSFORMERS	Yes.GH1S20.7768647
	0110	112	016520	016520	513100	0000	0301	5651	2,120.00			TESTING OF (4) GHENT 1500 KVA TRANSFORMERS	Yes.GH1S20.7768648
	0110	112	016520	016520	513100	0000	0301	5651	2,120.00			TESTING OF (4) GHENT 1500 KVA TRANSFORMERS	Yes.GH1S20.7772527
	0110	112	016520	016520	513100	0000	0301	5651	162,795.00			CO-7 MD&A	Yes.GH1S20.7711310
	0110	112	016520	016520	512100	0000	0304	5654	1,348.60			THE ATLANTIC GROUP INC - Supplemental Labor	Yes.GH4F20.7400739
	0110	111	016520	016520	511100	0000	0304	5657	3,477.93			THE ATLANTIC GROUP INC - Supplemental Labor	Yes.GHSTRGRND.7426173
	0110	111	016520	016520	511100	0000	0304	5657	2,147.70			THE ATLANTIC GROUP INC - Supplemental Labor	Yes.GHSTRGRND.7426176
	0110	111	016520	016520	511100	0000	0304	5657	5,907.24			THE ATLANTIC GROUP INC - Supplemental Labor	Yes.GHSTRGRND.7426180
	0110	111	016520	016520	512100	0000	0304	5651	1,508.20			THE ATLANTIC GROUP INC - Supplemental Labor	Yes.GHPULCOAL.7617491
	0110	112	016520	016520	512100	0000	0304	5654	174.54			THE ATLANTIC GROUP INC - Supplemental Labor	Yes.GH4F20.7639064
	0110	111	016520	016520	512017	0000	0304	5653	40.36			THE ATLANTIC GROUP INC - Supplemental Labor	Yes.GHASHHD.7642157

Attachment to Response to AG-KIUC-2 Question 22(h)
 Case No. 2020-00350
 Page 64 of 166
 Garrett

Database ORAOEBSPROD.OEBSPROD
 Data Access Set LGE ENERGY LLC
 Ledger LGE ENERGY LLC
 Chart Of Accounts Accounting Flexfield
 Currency USD

Category	* List - Text Accrual
Source	* List - Text Spreadsheet
Accounting Date	* List - Date 3/31/2020
Group ID	Number 12046
Batch Name	Text PG-SML
Journal Name	Text J701-0110-0320
Journal Description	Text Power Generation Accrual
Reverse Journal	List - Text Yes
Reversal Period/Date	List - Text APR-2020

Upl	Company	Product	Org	Exp Org	Account	IC	Exp Type	Loc	Debit	Credit	Stat Amount	Line Description	Line DFF (Project.Task)
					* List - Text				* Number	* Number	Number	Text	List - Text
	0110	111	016520	016520	512107	0000	0304	5657	398.72			THE ATLANTIC GROUP INC - Supplemental Labor	Yes.GHCCRASH.7665373
	0110	111	016520	016520	512107	0000	0304	5657	466.26			THE ATLANTIC GROUP INC - Supplemental Labor	Yes.GHCCRASH.7665374
	0110	111	016520	016520	512100	0000	0304	5651	131.76			THE ATLANTIC GROUP INC - Supplemental Labor	Yes.GH1S20.7707496
	0110	111	016520	016520	512100	0000	0304	5651	252.84			THE ATLANTIC GROUP INC - Supplemental Labor	Yes.GH1S20.7707523
	0110	111	016520	016520	512100	0000	0304	5651	252.84			THE ATLANTIC GROUP INC - Supplemental Labor	Yes.GH1S20.7707524
	0110	111	016520	016520	512100	0000	0304	5651	87.84			THE ATLANTIC GROUP INC - Supplemental Labor	Yes.GH1S20.7707525
	0110	112	016520	016520	512100	0000	0304	5651	87.84			THE ATLANTIC GROUP INC - Supplemental Labor	Yes.GH1S20.7707526
	0110	111	016520	016520	512100	0000	0304	5651	1,221.79			THE ATLANTIC GROUP INC - Supplemental Labor	Yes.GHPULCOAL.7710157
	0110	112	016520	016520	512100	0000	0304	5651	4,353.21			THE ATLANTIC GROUP INC - Supplemental Labor	Yes.GH1S20.7710202
	0110	112	016520	016520	512100	0000	0304	5651	1,160.59			THE ATLANTIC GROUP INC - Supplemental Labor	Yes.GH1S20.7716194
	0110	111	016520	016520	512100	0000	0304	5654	639.04			THE ATLANTIC GROUP INC - Supplemental Labor	Yes.GH4F20.7720184
	0110	111	016520	016520	512100	0000	0304	5654	535.96			THE ATLANTIC GROUP INC - Supplemental Labor	Yes.GH4F20.7720188
	0110	111	016520	016520	512100	0000	0304	5654	122.62			THE ATLANTIC GROUP INC - Supplemental Labor	Yes.GH4F20.7720189
	0110	111	016520	016520	512100	0000	0304	5654	122.62			THE ATLANTIC GROUP INC - Supplemental Labor	Yes.GH4F20.7720205
	0110	111	016520	016520	512100	0000	0304	5654	153.28			THE ATLANTIC GROUP INC - Supplemental Labor	Yes.GH4F20.7720221
	0110	111	016520	016520	512100	0000	0304	5654	88.66			THE ATLANTIC GROUP INC - Supplemental Labor	Yes.GH4F20.7720222
	0110	111	016520	016520	512100	0000	0304	5654	88.66			THE ATLANTIC GROUP INC - Supplemental Labor	Yes.GH4F20.7720658
	0110	111	016520	016520	512100	0000	0304	5654	177.32			THE ATLANTIC GROUP INC - Supplemental Labor	Yes.GH4F20.7720659
	0110	111	016520	016520	512100	0000	0304	5654	153.28			THE ATLANTIC GROUP INC - Supplemental Labor	Yes.GH4F20.7720660
	0110	111	016520	016520	512100	0000	0304	5654	214.58			THE ATLANTIC GROUP INC - Supplemental Labor	Yes.GH4F20.7720664
	0110	111	016520	016520	512100	0000	0304	5654	429.17			THE ATLANTIC GROUP INC - Supplemental Labor	Yes.GH4F20.7720665
	0110	111	016520	016520	512017	0000	0304	5654	366.20			THE ATLANTIC GROUP INC - Supplemental Labor	Yes.GH4F20.7720668
	0110	111	016520	016520	512100	0000	0304	5654	303.78			THE ATLANTIC GROUP INC - Supplemental Labor	Yes.GH4F20.7720813

Case No. 2020-00350
Attachment to Response to AG-KIUC-2 Question 22(h)
Page 65 of 166
Garrett

Database ORAOEBSPROD.OEBSPROD
 Data Access Set LGE ENERGY LLC
 Ledger LGE ENERGY LLC
 Chart Of Accounts Accounting Flexfield
 Currency USD

Category	* List - Text Accrual
Source	* List - Text Spreadsheet
Accounting Date	* List - Date 3/31/2020
Group ID	Number 12046
Batch Name	Text PG-SML
Journal Name	Text J701-0110-0320
Journal Description	Text Power Generation Accrual
Reverse Journal	List - Text Yes
Reversal Period/Date	List - Text APR-2020

Upl	Company	Product	Org	Exp Org	Account	IC	Exp Type	Loc	Debit	Credit	Stat Amount	Line Description	Line DFF (Project.Task)
				* List - Text					* Number	* Number	Number	Text	List - Text
	0110	111	016520	016520	512100	0000	0304	5654	240.00			THE ATLANTIC GROUP INC - Supplemental Labor	Yes.GH4F20.7720814
	0110	111	016520	016520	513100	0000	0304	5654	326.82			THE ATLANTIC GROUP INC - Supplemental Labor	Yes.GH4F20.7720815
	0110	111	016520	016520	512017	0000	0304	5651	1,842.36			THE ATLANTIC GROUP INC - Supplemental Labor	Yes.GHASHHDL.7721640
	0110	111	016520	016520	512100	0000	0304	5657	2,179.36			THE ATLANTIC GROUP INC - Supplemental Labor	Yes.GHFUELHDL.7721648
	0110	111	016520	016520	512100	0000	0304	5651	822.75			THE ATLANTIC GROUP INC - Supplemental Labor	Yes.GHPULCOAL.7721821
	0110	112	016520	016520	512100	0000	0304	5651	1,055.86			THE ATLANTIC GROUP INC - Supplemental Labor	Yes.GH1S20.7727485
	0110	111	016520	016520	512107	0000	0304	5657	1,598.26			THE ATLANTIC GROUP INC - Supplemental Labor	Yes.GHCCRGYP.7730933
	0110	111	016520	016520	512100	0000	0304	5654	4,203.03			THE ATLANTIC GROUP INC - Supplemental Labor	Yes.GHPULCOAL.7733011
	0110	111	016520	016520	513100	0000	0304	5653	21.96			THE ATLANTIC GROUP INC - Supplemental Labor	Yes.GHTURBGEN.7733160
	0110	111	016520	016520	513100	0000	0304	5653	21.96			THE ATLANTIC GROUP INC - Supplemental Labor	Yes.GHTURBGEN.7733161
	0110	111	016520	016520	513100	0000	0304	5653	242.16			THE ATLANTIC GROUP INC - Supplemental Labor	Yes.GHCOMPAIR.7733162
	0110	112	016520	016520	511100	0000	0304	5654	3,996.22			THE ATLANTIC GROUP INC - Supplemental Labor	Yes.GH4F20.7735826
	0110	111	016520	016520	513100	0000	0304	5653	40.36			THE ATLANTIC GROUP INC - Supplemental Labor	Yes.GHSVCWTR.7737759
	0110	111	016520	016520	513100	0000	0304	5653	65.88			THE ATLANTIC GROUP INC - Supplemental Labor	Yes.GHTURBGEN.7744999
	0110	111	016520	016520	512100	0000	0304	5651	276.85			THE ATLANTIC GROUP INC - Supplemental Labor	Yes.GHSOOTBLR.7745347
	0110	111	016520	016520	512107	0000	0304	5657	298.98			THE ATLANTIC GROUP INC - Supplemental Labor	Yes.GHCCRASH.7745467
	0110	111	016520	016520	513100	0000	0304	5654	65.88			THE ATLANTIC GROUP INC - Supplemental Labor	Yes.GHTURBGEN.7746216
	0110	111	016520	016520	511100	0000	0304	5657	698.90			THE ATLANTIC GROUP INC - Supplemental Labor	Yes.GHSTRGRND.7747332
	0110	111	016520	016520	512107	0000	0304	5657	398.72			THE ATLANTIC GROUP INC - Supplemental Labor	Yes.GHCCRASH.7747964
	0110	111	016520	016520	512100	0000	0304	5652	322.88			THE ATLANTIC GROUP INC - Supplemental Labor	Yes.GHPULCOAL.7748782
	0110	111	016520	016520	513100	0000	0304	5651	43.92			THE ATLANTIC GROUP INC - Supplemental Labor	Yes.GHSVCWTR.7748826
	0110	111	016520	016520	512017	0000	0304	5653	92.52			THE ATLANTIC GROUP INC - Supplemental Labor	Yes.GHASHHDL.7748839
	0110	111	016520	016520	513100	0000	0304	5654	61.31			THE ATLANTIC GROUP INC - Supplemental Labor	Yes.GHCRCWTR.7748842

Attachment to Response to AG-KIUC-2 Question 22(h)
Case No. 2020-00350
 Page 66 of 166
Garrett

Database ORAOEBSPROD.OEBSPROD
 Data Access Set LGE ENERGY LLC
 Ledger LGE ENERGY LLC
 Chart Of Accounts Accounting Flexfield
 Currency USD

Category	* List - Text Accrual
Source	* List - Text Spreadsheet
Accounting Date	* List - Date 3/31/2020
Group ID	Number 12046
Batch Name	Text PG-SML
Journal Name	Text J701-0110-0320
Journal Description	Text Power Generation Accrual
Reverse Journal	List - Text Yes
Reversal Period/Date	List - Text APR-2020

Upl	Company	Product	Org	Exp Org	Account	IC	Exp Type	Loc	Debit	Credit	Stat Amount	Line Description	Line DFF (Project.Task)
					* List - Text				* Number	* Number	Number	Text	List - Text
	0110	111	016520	016520	513100	0000	0304	5651	43.92			THE ATLANTIC GROUP INC - Supplemental Labor	Yes.GHSVCWTR.7748879
	0110	111	016520	016520	512100	0000	0304	5651	43.92			THE ATLANTIC GROUP INC - Supplemental Labor	Yes.GHFDWTR.7749406
	0110	111	016520	016520	512100	0000	0304	5651	43.92			THE ATLANTIC GROUP INC - Supplemental Labor	Yes.GHFDWTR.7750068
	0110	111	016520	016520	512107	0000	0304	5657	87.84			THE ATLANTIC GROUP INC - Supplemental Labor	Yes.GHCCRGYP.7751264
	0110	111	016520	016520	512100	0000	0304	5654	174.86			THE ATLANTIC GROUP INC - Supplemental Labor	Yes.GHPULCOAL.7754131
	0110	112	016520	016520	512005	0000	0304	5651	5,729.43			THE ATLANTIC GROUP INC - Supplemental Labor	Yes.GH1S20.7761252
	0110	112	016520	016520	512100	0000	0304	5651	349.45			THE ATLANTIC GROUP INC - Supplemental Labor	Yes.GH1S20.7761828
	0110	112	016520	016520	512100	0000	0304	5651	81.25			THE ATLANTIC GROUP INC - Supplemental Labor	Yes.GH1S20.7761829
	0110	112	016520	016520	511100	0000	0304	5651	1,777.95			THE ATLANTIC GROUP INC - Supplemental Labor	Yes.GH1S20.7761834
	0110	111	016520	016520	512107	0000	0304	5657	864.98			THE ATLANTIC GROUP INC - Supplemental Labor	Yes.GHCCRASH.7764321
	0110	111	016520	016520	512100	0000	0304	5652	531.11			THE ATLANTIC GROUP INC - Supplemental Labor	Yes.GHBOILER.7765271
	0110	111	016520	016520	512100	0000	0304	5651	388.16			THE ATLANTIC GROUP INC - Supplemental Labor	Yes.GHBOILER.7765647
	0110	111	016520	016520	513100	0000	0304	5653	483.78			THE ATLANTIC GROUP INC - Supplemental Labor	Yes.GHCIRCWTR.7768525
	0110	112	016520	016520	512100	0000	0304	5651	1,230.96			THE ATLANTIC GROUP INC - Supplemental Labor	Yes.GH1S20.7768604
	0110	111	016520	016520	512100	0000	0304	5654	3,838.73			THE ATLANTIC GROUP INC - Supplemental Labor	Yes.GHBOILER.7768622
	0110	111	016520	016520	512100	0000	0304	5652	640.80			THE ATLANTIC GROUP INC - Supplemental Labor	Yes.GHPULCOAL.7768653
	0110	111	016520	016520	513100	0000	0304	5654	146.48			THE ATLANTIC GROUP INC - Supplemental Labor	Yes.GHCOMPAIR.7769355
	0110	111	016520	016520	107001	0000	0304	5651	1,610.39			THE ATLANTIC GROUP INC - Supplemental Labor	Yes.161760.7771186
	0110	111	016520	016520	108901	0000	0304	5651	1,634.17			THE ATLANTIC GROUP INC - Supplemental Labor	Yes.161760.7771187
	0110	111	016520	016520	512107	0000	0304	5657	211.14			THE ATLANTIC GROUP INC - Supplemental Labor	Yes.GHCCRASH.7771200
	0110	112	016520	016520	512100	0000	0304	5654	596.04			THE ATLANTIC GROUP INC - Supplemental Labor	Yes.GH4F20.7771282
	0110	111	016520	016520	512100	0000	0304	5653	175.68			THE ATLANTIC GROUP INC - Supplemental Labor	Yes.GHPULCOAL.7772470
	0110	111	016520	016520	512100	0000	0304	5653	1,571.12			THE ATLANTIC GROUP INC - Supplemental Labor	Yes.GHPULCOAL.7772479

Attachment to Response to AG-KIUC-2 Question 22(h)
Case No. 2020-00350
Page 67 of 166
Garrett

Database ORAOEBSPROD.OEBSPROD
 Data Access Set LGE ENERGY LLC
 Ledger LGE ENERGY LLC
 Chart Of Accounts Accounting Flexfield
 Currency USD

Category * List - Text Accrual
 Source * List - Text Spreadsheet
 Accounting Date * List - Date 3/31/2020
 Group ID Number 12046
 Batch Name Text PG-SML
 Journal Name Text J701-0110-0320
 Journal Description Text Power Generation Accrual
 Reverse Journal List - Text Yes
 Reversal Period/Date List - Text APR-2020

Upl	Company	Product	Org	Exp Org	Account	IC	Exp Type	Loc	Debit	Credit	Stat Amount	Line Description	Line DFF (Project.Task)
					* List - Text				* Number	* Number	Number	Text	List - Text
	0110	112	016520	016520	512100	0000	0304	5654	1,121.94			THE ATLANTIC GROUP INC - Supplemental Labor	Yes.GH4F20.7774245
	0110	111	016520	016520	511100	0000	0304	5653	88.66			THE ATLANTIC GROUP INC - Supplemental Labor	Yes.GHSTRGRND.7774856
	0110	111	016520	016520	512100	0000	0304	5652	72.36			THE ATLANTIC GROUP INC - Supplemental Labor	Yes.GHPULCOAL.7774871
	0110	111	016520	016520	107001	0000	0301	5651	27,848.20			Incorp Industries LLC - Auxiliary Labor	Yes.154989.7724199
	0110	111	016520	016520	107001	0000	0301	5654	4,092.00			Incorp Industries LLC - Auxiliary Labor	Yes.159750.7733041
	0110	111	016520	016520	512100	0000	0301	5651	33,943.60			Incorp Industries LLC - Auxiliary Labor	Yes.GH1S20.7710116
	0110	111	016520	016520	512005	0000	0301	5651	1,024.80			Incorp Industries LLC - Auxiliary Labor	Yes.GH1S20.7710145
	0110	112	016520	016520	512100	0000	0301	5651	946.80			Incorp Industries LLC - Auxiliary Labor	Yes.GH1S20.7739972
	0110	112	016520	016520	512100	0000	0301	5654	5,070.30			Incorp Industries LLC - Auxiliary Labor	Yes.GH4F20.7710115
	0110	111	016520	016520	512100	0000	0301	5654	2,447.40			Incorp Industries LLC - Auxiliary Labor	Yes.GH4F20.7720896
	0110	111	016520	016520	512005	0000	0301	5654	2,887.80			Incorp Industries LLC - Auxiliary Labor	Yes.GH4F20.7721734
	0110	112	016520	016520	512100	0000	0301	5654	12,349.20			Incorp Industries LLC - Auxiliary Labor	Yes.GH4F20.7739948
	0110	112	016520	016520	512005	0000	0301	5654	8,358.60			Incorp Industries LLC - Auxiliary Labor	Yes.GH4F20.7776320
	0110	112	016520	016520	513100	0000	0301	5654	38,914.70			Incorp Industries LLC - Auxiliary Labor	Yes.GH4TOF20.7710113
	0110	111	016520	016520	512005	0000	0301	5657	815.80			Incorp Industries LLC - Auxiliary Labor	Yes.GHLSHDL.7768571
	0110	111	016520	016520	512005	0000	0301	5657	1,563.90			Incorp Industries LLC - Auxiliary Labor	Yes.GHLSHDL.7768592
	0110	111	016520	016520	511100	0000	0301	5657	512.40			Incorp Industries LLC - Auxiliary Labor	Yes.GHSTRGRND.7746143
	0110	111	016520	016520	513100	0000	0301	5656	946.80			Incorp Industries LLC - Auxiliary Labor	Yes.GHSVCWTR.7781395
	0110	111	016520	016520	107001	0000	0304	5651	138.84			Incorp Industries LLC - Supplemental Labor	Yes.154989.7724199
	0110	111	016520	016520	512100	0000	0304	5651	1,110.72			Incorp Industries LLC - Supplemental Labor	Yes.GH1S20.7710116
	0110	112	016520	016520	512100	0000	0304	5654	185.12			Incorp Industries LLC - Supplemental Labor	Yes.GH4F20.7710115
	0110	111	016520	016520	512100	0000	0304	5651	3,587.00			Incorp Industries LLC - Supplemental Labor	Yes.GHBOILER.7710048
	0110	111	016520	016520	512005	0000	0304	5657	269.92			Incorp Industries LLC - Supplemental Labor	Yes.GHLSHDL.7768571

Attachment to Response to AG-KIUC-2 Question 22(h)
Case No. 2020-00350
Page 68 of 166
Garrett

Database ORAOEBSPROD.OEBSPROD
 Data Access Set LGE ENERGY LLC
 Ledger LGE ENERGY LLC
 Chart Of Accounts Accounting Flexfield
 Currency USD

Category	* List - Text Accrual
Source	* List - Text Spreadsheet
Accounting Date	* List - Date 3/31/2020
Group ID	Number 12046
Batch Name	Text PG-SML
Journal Name	Text J701-0110-0320
Journal Description	Text Power Generation Accrual
Reverse Journal	List - Text Yes
Reversal Period/Date	List - Text APR-2020

Upl	Company	Product	Org	Exp Org	Account	IC	Exp Type	Loc	Debit	Credit	Stat Amount	Line Description	Line DFF (Project.Task)
					* List - Text				* Number	* Number	Number	Text	List - Text
	0110	111	016520	016520	512005	0000	0304	5657	269.92			Incorp Industries LLC - Supplemental Labor	Yes.GHLSHDL.7768592
	0110	111	016520	016520	511100	0000	0304	5657	370.24			Incorp Industries LLC - Supplemental Labor	Yes.GHSTRGRND.7746143
	0110	111	016520	016520	511100	0000	0304	5654	269.92			Incorp Industries LLC - Supplemental Labor	Yes.GHSTRGRND.7782178
	0110	111	016520	016520	513100	0000	0304	5656	635.84			Incorp Industries LLC - Supplemental Labor	Yes.GHSVCWTR.7781395
	0110	112	016520	016520	513100	0000	0301	5654	10,529.77			PIC Group Inc - Auxiliary Labor	Yes.GH4TOF20.7711330
	0110	112	016520	016520	513100	0000	0301	5654	1,776.09			PIC Group Inc - Auxiliary Labor	Yes.GH4TOF20.7711331
	0110	111	018834	016520	163012	0000	0301	5657	1,586.65			The Atlantic Group - Auxiliary Labor	Yes.146660KU.7387074
	0110	111	016520	016520	107001	0000	0301	5651	6,203.40			The Atlantic Group - Auxiliary Labor	Yes.161760.7771186
	0110	111	016520	016520	108901	0000	0301	5651	3,951.24			The Atlantic Group - Auxiliary Labor	Yes.161760.7771187
	0110	111	016520	016520	513100	0000	0301	5651	1,002.16			The Atlantic Group - Auxiliary Labor	Yes.GH1S19.7396141
	0110	112	016520	016520	512017	0000	0301	5651	1,294.90			The Atlantic Group - Auxiliary Labor	Yes.GH1S20.7571696
	0110	112	016520	016520	512100	0000	0301	5651	6,631.24			The Atlantic Group - Auxiliary Labor	Yes.GH1S20.7710202
	0110	112	016520	016520	512100	0000	0301	5651	566.60			The Atlantic Group - Auxiliary Labor	Yes.GH1S20.7716194
	0110	112	016520	016520	512100	0000	0301	5651	2,649.28			The Atlantic Group - Auxiliary Labor	Yes.GH1S20.7724083
	0110	112	016520	016520	512100	0000	0301	5651	441.60			The Atlantic Group - Auxiliary Labor	Yes.GH1S20.7727485
	0110	112	016520	016520	511100	0000	0301	5651	29,007.60			The Atlantic Group - Auxiliary Labor	Yes.GH1S20.7747380
	0110	112	016520	016520	512005	0000	0301	5651	8,272.63			The Atlantic Group - Auxiliary Labor	Yes.GH1S20.7761252
	0110	112	016520	016520	512017	0000	0301	5651	4,326.45			The Atlantic Group - Auxiliary Labor	Yes.GH1S20.7761287
	0110	112	016520	016520	512100	0000	0301	5651	4,404.62			The Atlantic Group - Auxiliary Labor	Yes.GH1S20.7761828
	0110	112	016520	016520	512100	0000	0301	5651	4,059.18			The Atlantic Group - Auxiliary Labor	Yes.GH1S20.7761829
	0110	112	016520	016520	514100	0000	0301	5651	5,465.76			The Atlantic Group - Auxiliary Labor	Yes.GH1S20.7781406
	0110	111	016520	016520	512101	0000	0301	5654	1,741.80			The Atlantic Group - Auxiliary Labor	Yes.GH4F20.7700381
	0110	111	016520	016520	512100	0000	0301	5654	3,095.80			The Atlantic Group - Auxiliary Labor	Yes.GH4F20.7720896
	0110	112	016520	016520	512100	0000	0301	5654	4,613.24			The Atlantic Group - Auxiliary Labor	Yes.GH4F20.7729863
	0110	112	016520	016520	512100	0000	0301	5654	10,613.88			The Atlantic Group - Auxiliary Labor	Yes.GH4F20.7729865
	0110	112	016520	016520	512100	0000	0301	5654	14,243.16			The Atlantic Group - Auxiliary Labor	Yes.GH4F20.7733939
	0110	112	016520	016520	512100	0000	0301	5654	5,378.77			The Atlantic Group - Auxiliary Labor	Yes.GH4F20.7734030
	0110	112	016520	016520	511100	0000	0301	5654	22,368.78			The Atlantic Group - Auxiliary Labor	Yes.GH4F20.7735826
	0110	112	016520	016520	511100	0000	0301	5654	32,540.40			The Atlantic Group - Auxiliary Labor	Yes.GH4F20.7747378
	0110	112	016520	016520	512005	0000	0301	5654	14,175.27			The Atlantic Group - Auxiliary Labor	Yes.GH4F20.7769317
	0110	112	016520	016520	512156	0000	0301	5654	7,858.58			The Atlantic Group - Auxiliary Labor	Yes.GH4F20.7782742
	0110	111	016520	016520	512017	0000	0301	5654	263.78			The Atlantic Group - Auxiliary Labor	Yes.GHASHDL.7542667
	0110	111	016520	016520	512017	0000	0301	5653	1,175.20			The Atlantic Group - Auxiliary Labor	Yes.GHASHDL.7552802
	0110	111	016520	016520	512017	0000	0301	5651	12,038.19			The Atlantic Group - Auxiliary Labor	Yes.GHASHDL.7721640
	0110	111	016520	016520	512100	0000	0301	5652	1,926.16			The Atlantic Group - Auxiliary Labor	Yes.GHBOILER.7765271

Attachment to Response to AG-KU C2 Question 22(h)
 Case No. 2020-00350
 Page 69 of 166
 Garrett

Database ORAOEBSPROD.OEBSPROD
 Data Access Set LGE ENERGY LLC
 Ledger LGE ENERGY LLC
 Chart Of Accounts Accounting Flexfield
 Currency USD

Category * List - Text Accrual
 Source * List - Text Spreadsheet
 Accounting Date * List - Date 3/31/2020
 Group ID Number 12046
 Batch Name Text PG-SML
 Journal Name Text J701-0110-0320
 Journal Description Text Power Generation Accrual
 Reverse Journal List - Text Yes
 Reversal Period/Date List - Text APR-2020

Upl	Company	Product	Org	Exp Org	Account	IC	Exp Type	Loc	Debit	Credit	Stat Amount	Line Description	Line DFF (Project.Task)
				* List - Text					* Number	* Number	Number	Text	List - Text
	0110	111	016520	016520	512100	0000	0301	5654	10,577.92			The Atlantic Group - Auxiliary Labor	Yes.GHBOILER.7768622
	0110	111	016520	016520	512107	0000	0301	5657	1,348.95			The Atlantic Group - Auxiliary Labor	Yes.GHCCRASH.7310396
	0110	111	016520	016520	513100	0000	0301	5653	220.80			The Atlantic Group - Auxiliary Labor	Yes.GHCOMPAIR.7622630
	0110	111	016520	016520	512100	0000	0301	5654	138.78			The Atlantic Group - Auxiliary Labor	Yes.GHFDWTR.7737130
	0110	111	016520	016520	514100	0000	0301	5657	185.04			The Atlantic Group - Auxiliary Labor	Yes.GHFIREPRO.7788488
	0110	111	016520	016520	512100	0000	0301	5657	1,309.84			The Atlantic Group - Auxiliary Labor	Yes.GHFUELHDL.7721648
	0110	111	016520	016520	512100	0000	0301	5657	92.52			The Atlantic Group - Auxiliary Labor	Yes.GHFUELHDL.7774755
	0110	111	016520	016520	512100	0000	0301	5657	4,000.24			The Atlantic Group - Auxiliary Labor	Yes.GHFUELHDL.7776998
	0110	111	016520	016520	512100	0000	0301	5657	495.08			The Atlantic Group - Auxiliary Labor	Yes.GHFUELHDL.7784080
	0110	111	016520	016520	512100	0000	0301	5657	323.82			The Atlantic Group - Auxiliary Labor	Yes.GHFUELHDL.7785622
	0110	111	016520	016520	512100	0000	0301	5657	310.04			The Atlantic Group - Auxiliary Labor	Yes.GHFUELHDL.7788456
	0110	111	016520	016520	512005	0000	0301	5657	495.08			The Atlantic Group - Auxiliary Labor	Yes.GHLSHDL.7787815
	0110	111	016520	016520	512100	0000	0301	5654	1,606.30			The Atlantic Group - Auxiliary Labor	Yes.GHPULCOAL.7615528
	0110	111	016520	016520	512100	0000	0301	5651	797.90			The Atlantic Group - Auxiliary Labor	Yes.GHPULCOAL.7710157
	0110	111	016520	016520	512100	0000	0301	5651	5,477.51			The Atlantic Group - Auxiliary Labor	Yes.GHPULCOAL.7721821
	0110	111	016520	016520	512100	0000	0301	5651	999.34			The Atlantic Group - Auxiliary Labor	Yes.GHPULCOAL.7726542
	0110	111	016520	016520	512100	0000	0301	5654	14,140.09			The Atlantic Group - Auxiliary Labor	Yes.GHPULCOAL.7733011
	0110	111	016520	016520	512100	0000	0301	5654	1,044.88			The Atlantic Group - Auxiliary Labor	Yes.GHPULCOAL.7740002
	0110	111	016520	016520	512100	0000	0301	5654	88.32			The Atlantic Group - Auxiliary Labor	Yes.GHPULCOAL.7740714
	0110	111	016520	016520	512100	0000	0301	5651	20,152.34			The Atlantic Group - Auxiliary Labor	Yes.GHPULCOAL.7753700
	0110	111	016520	016520	512100	0000	0301	5651	721.16			The Atlantic Group - Auxiliary Labor	Yes.GHPULCOAL.7760123
	0110	111	016520	016520	512100	0000	0301	5653	566.60			The Atlantic Group - Auxiliary Labor	Yes.GHPULCOAL.7772479
	0110	111	016520	016520	512100	0000	0301	5652	277.56			The Atlantic Group - Auxiliary Labor	Yes.GHPULCOAL.7790723
	0110	111	016520	016520	511100	0000	0301	5657	1,452.76			The Atlantic Group - Auxiliary Labor	Yes.GHSTRGRND.7624162
	0110	111	016520	016520	511100	0000	0301	5651	4,299.07			The Atlantic Group - Auxiliary Labor	Yes.GHSTRGRND.7701955
	0110	111	016520	016520	511100	0000	0301	5657	4,993.82			The Atlantic Group - Auxiliary Labor	Yes.GHSTRGRND.7747332
	0110	111	016520	016520	511100	0000	0301	5657	310.04			The Atlantic Group - Auxiliary Labor	Yes.GHSTRGRND.7788415
	0110	111	018834	016520	163012	0000	0304	5657	3,511.74			The Atlantic Group - Supplemental Labor	Yes.146660KU.7387074
	0110	111	015730	016520	107001	0000	0304	5657	14,421.04			The Atlantic Group - Supplemental Labor	Yes.152379.7439785
	0110	111	016520	016520	107001	0000	0304	5651	800.01			The Atlantic Group - Supplemental Labor	Yes.154989.7692073
	0110	111	016520	016520	107001	0000	0304	5651	6,282.08			The Atlantic Group - Supplemental Labor	Yes.161760.7771186
	0110	111	016520	016520	108901	0000	0304	5651	3,219.07			The Atlantic Group - Supplemental Labor	Yes.161760.7771187
	0110	111	016520	016520	513100	0000	0304	5651	268.20			The Atlantic Group - Supplemental Labor	Yes.161760.7771188

Attachment to Response to AG-KUIC Question 22(h)
Case No. 2020-00350
Page 70 of 166
Garrett

Database ORAOEBSPROD.OEBSPROD
 Data Access Set LGE ENERGY LLC
 Ledger LGE ENERGY LLC
 Chart Of Accounts Accounting Flexfield
 Currency USD

Category * List - Text Accrual
 Source * List - Text Spreadsheet
 Accounting Date * List - Date 3/31/2020
 Group ID Number 12046
 Batch Name Text PG-SML
 Journal Name Text J701-0110-0320
 Journal Description Text Power Generation Accrual
 Reverse Journal List - Text Yes
 Reversal Period/Date List - Text APR-2020

Upl	Company	Product	Org	Exp Org	Account	IC	Exp Type	Loc	Debit	Credit	Stat Amount	Line Description	Line DFF (Project.Task)
					* List - Text				* Number	* Number	Number	Text	List - Text
	0110	111	016520	016520	512100	0000	0304	5651	238.92			The Atlantic Group - Supplemental Labor	Yes.GH1S20.7521355
	0110	112	016520	016520	512017	0000	0304	5651	203.12			The Atlantic Group - Supplemental Labor	Yes.GH1S20.7571696
	0110	111	016520	016520	512100	0000	0304	5651	131.76			The Atlantic Group - Supplemental Labor	Yes.GH1S20.7707545
	0110	111	016520	016520	512100	0000	0304	5651	131.76			The Atlantic Group - Supplemental Labor	Yes.GH1S20.7707547
	0110	111	016520	016520	512100	0000	0304	5651	131.76			The Atlantic Group - Supplemental Labor	Yes.GH1S20.7707549
	0110	111	016520	016520	512100	0000	0304	5651	87.84			The Atlantic Group - Supplemental Labor	Yes.GH1S20.7707551
	0110	111	016520	016520	512100	0000	0304	5651	131.76			The Atlantic Group - Supplemental Labor	Yes.GH1S20.7707553
	0110	111	016520	016520	512100	0000	0304	5651	109.80			The Atlantic Group - Supplemental Labor	Yes.GH1S20.7707555
	0110	112	016520	016520	512100	0000	0304	5651	2,721.82			The Atlantic Group - Supplemental Labor	Yes.GH1S20.7710202
	0110	112	016520	016520	512100	0000	0304	5651	649.77			The Atlantic Group - Supplemental Labor	Yes.GH1S20.7724083
	0110	112	016520	016520	512005	0000	0304	5651	12,211.14			The Atlantic Group - Supplemental Labor	Yes.GH1S20.7761252
	0110	112	016520	016520	512017	0000	0304	5651	739.52			The Atlantic Group - Supplemental Labor	Yes.GH1S20.7761287
	0110	112	016520	016520	512100	0000	0304	5651	538.58			The Atlantic Group - Supplemental Labor	Yes.GH1S20.7761828
	0110	112	016520	016520	512100	0000	0304	5651	846.57			The Atlantic Group - Supplemental Labor	Yes.GH1S20.7761829
	0110	112	016520	016520	512100	0000	0304	5651	1,827.02			The Atlantic Group - Supplemental Labor	Yes.GH1S20.7772515
	0110	112	016520	016520	514100	0000	0304	5651	771.13			The Atlantic Group - Supplemental Labor	Yes.GH1S20.7781406
	0110	111	016520	016520	512017	0000	0304	5654	516.80			The Atlantic Group - Supplemental Labor	Yes.GH4F20.7131186
	0110	111	016520	016520	512017	0000	0304	5654	1,355.70			The Atlantic Group - Supplemental Labor	Yes.GH4F20.7131187
	0110	111	016520	016520	512017	0000	0304	5654	941.74			The Atlantic Group - Supplemental Labor	Yes.GH4F20.7131188
	0110	112	016520	016520	512100	0000	0304	5654	1,071.98			The Atlantic Group - Supplemental Labor	Yes.GH4F20.7400739
	0110	112	016520	016520	513100	0000	0304	5654	87.84			The Atlantic Group - Supplemental Labor	Yes.GH4F20.7588505
	0110	112	016520	016520	512100	0000	0304	5654	219.72			The Atlantic Group - Supplemental Labor	Yes.GH4F20.7600970
	0110	112	016520	016520	512100	0000	0304	5654	379.58			The Atlantic Group - Supplemental Labor	Yes.GH4F20.7639064

Attachment to Response to AG-KIUC-2 Question 22(h)
Case No. 2020-00350
Page 71 of 166
Garrett

Database ORAOEBSPROD.OEBSPROD
 Data Access Set LGE ENERGY LLC
 Ledger LGE ENERGY LLC
 Chart Of Accounts Accounting Flexfield
 Currency USD

Category * List - Text Accrual
 Source * List - Text Spreadsheet
 Accounting Date * List - Date 3/31/2020
 Group ID Number 12046
 Batch Name Text PG-SML
 Journal Name Text J701-0110-0320
 Journal Description Text Power Generation Accrual
 Reverse Journal List - Text Yes
 Reversal Period/Date List - Text APR-2020

Upl	Company	Product	Org	Exp Org	Account	IC	Exp Type	Loc	Debit	Credit	Stat Amount	Line Description	Line DFF (Project.Task)
					* List - Text				* Number	* Number	Number	Text	List - Text
	0110	111	016520	016520	512101	0000	0304	5654	764.11			The Atlantic Group - Supplemental Labor	Yes.GH4F20.7700381
	0110	112	016520	016520	512100	0000	0304	5654	96.38			The Atlantic Group - Supplemental Labor	Yes.GH4F20.7701028
	0110	111	016520	016520	512100	0000	0304	5654	594.96			The Atlantic Group - Supplemental Labor	Yes.GH4F20.7720337
	0110	111	016520	016520	512100	0000	0304	5654	163.60			The Atlantic Group - Supplemental Labor	Yes.GH4F20.7720350
	0110	111	016520	016520	513100	0000	0304	5654	122.62			The Atlantic Group - Supplemental Labor	Yes.GH4F20.7720363
	0110	111	016520	016520	512100	0000	0304	5654	389.18			The Atlantic Group - Supplemental Labor	Yes.GH4F20.7720662
	0110	111	016520	016520	512100	0000	0304	5654	381.78			The Atlantic Group - Supplemental Labor	Yes.GH4F20.7720663
	0110	111	016520	016520	512100	0000	0304	5654	379.74			The Atlantic Group - Supplemental Labor	Yes.GH4F20.7720664
	0110	111	016520	016520	512100	0000	0304	5654	349.08			The Atlantic Group - Supplemental Labor	Yes.GH4F20.7720665
	0110	111	016520	016520	512017	0000	0304	5654	366.20			The Atlantic Group - Supplemental Labor	Yes.GH4F20.7720666
	0110	111	016520	016520	512100	0000	0304	5654	219.84			The Atlantic Group - Supplemental Labor	Yes.GH4F20.7720667
	0110	111	016520	016520	512100	0000	0304	5654	219.84			The Atlantic Group - Supplemental Labor	Yes.GH4F20.7720671
	0110	111	016520	016520	513100	0000	0304	5654	778.36			The Atlantic Group - Supplemental Labor	Yes.GH4F20.7720673
	0110	111	016520	016520	513100	0000	0304	5654	101.26			The Atlantic Group - Supplemental Labor	Yes.GH4F20.7720695
	0110	111	016520	016520	512100	0000	0304	5654	871.92			The Atlantic Group - Supplemental Labor	Yes.GH4F20.7720811
	0110	111	016520	016520	512100	0000	0304	5654	211.28			The Atlantic Group - Supplemental Labor	Yes.GH4F20.7720812
	0110	111	016520	016520	513100	0000	0304	5654	73.28			The Atlantic Group - Supplemental Labor	Yes.GH4F20.7720818
	0110	111	016520	016520	513100	0000	0304	5654	88.66			The Atlantic Group - Supplemental Labor	Yes.GH4F20.7720819
	0110	111	016520	016520	512100	0000	0304	5654	2,312.88			The Atlantic Group - Supplemental Labor	Yes.GH4F20.7720820
	0110	111	016520	016520	512100	0000	0304	5654	3,984.16			The Atlantic Group - Supplemental Labor	Yes.GH4F20.7720896
	0110	111	016520	016520	512100	0000	0304	5654	43.92			The Atlantic Group - Supplemental Labor	Yes.GH4F20.7721014
	0110	111	016520	016520	512100	0000	0304	5654	43.92			The Atlantic Group - Supplemental Labor	Yes.GH4F20.7721015
	0110	112	016520	016520	513100	0000	0304	5654	87.84			The Atlantic Group - Supplemental Labor	Yes.GH4F20.7721622

Attachment to Response to AG-KIUC-2 Question 22(h)
Case No. 2020-00350
Page 72 of 166
Garrett

Database ORAOEBSPROD.OEBSPROD
 Data Access Set LGE ENERGY LLC
 Ledger LGE ENERGY LLC
 Chart Of Accounts Accounting Flexfield
 Currency USD

Category	* List - Text Accrual
Source	* List - Text Spreadsheet
Accounting Date	* List - Date 3/31/2020
Group ID	Number 12046
Batch Name	Text PG-SML
Journal Name	Text J701-0110-0320
Journal Description	Text Power Generation Accrual
Reverse Journal	List - Text Yes
Reversal Period/Date	List - Text APR-2020

Upl	Company	Product	Org	Exp Org	Account	IC	Exp Type	Loc	Debit	Credit	Stat Amount	Line Description	Line DFF (Project.Task)
					* List - Text				* Number	* Number	Number	Text	List - Text
	0110	112	016520	016520	512100	0000	0304	5654	3,120.47			The Atlantic Group - Supplemental Labor	Yes.GH4F20.7723005
	0110	112	016520	016520	512100	0000	0304	5654	780.15			The Atlantic Group - Supplemental Labor	Yes.GH4F20.7729863
	0110	112	016520	016520	512100	0000	0304	5654	1,564.25			The Atlantic Group - Supplemental Labor	Yes.GH4F20.7729865
	0110	112	016520	016520	512100	0000	0304	5654	11,209.49			The Atlantic Group - Supplemental Labor	Yes.GH4F20.7733939
	0110	112	016520	016520	512100	0000	0304	5654	4,537.96			The Atlantic Group - Supplemental Labor	Yes.GH4F20.7734030
	0110	112	016520	016520	512100	0000	0304	5654	4,720.56			The Atlantic Group - Supplemental Labor	Yes.GH4F20.7734722
	0110	112	016520	016520	511100	0000	0304	5654	4,614.37			The Atlantic Group - Supplemental Labor	Yes.GH4F20.7735826
	0110	112	016520	016520	512005	0000	0304	5654	7,645.08			The Atlantic Group - Supplemental Labor	Yes.GH4F20.7769317
	0110	112	016520	016520	513100	0000	0304	5654	322.88			The Atlantic Group - Supplemental Labor	Yes.GH4F20.7772600
	0110	112	016520	016520	512100	0000	0304	5654	2,198.28			The Atlantic Group - Supplemental Labor	Yes.GH4F20.7777108
	0110	112	016520	016520	512156	0000	0304	5654	3,496.46			The Atlantic Group - Supplemental Labor	Yes.GH4F20.7782742
	0110	112	016520	016520	512100	0000	0304	5654	752.87			The Atlantic Group - Supplemental Labor	Yes.GH4F20.7784124
	0110	112	016520	016520	512100	0000	0304	5654	174.46			The Atlantic Group - Supplemental Labor	Yes.GH4F20.7787908
	0110	112	016520	016520	512100	0000	0304	5654	174.46			The Atlantic Group - Supplemental Labor	Yes.GH4F20.7787910
	0110	112	016520	016520	512005	0000	0304	5654	1,783.79			The Atlantic Group - Supplemental Labor	Yes.GH4F20.7789400
	0110	111	016520	016520	513100	0000	0304	5651	566.46			The Atlantic Group - Supplemental Labor	Yes.GHAEETH.7764342
	0110	111	016520	016520	512017	0000	0304	5654	263.52			The Atlantic Group - Supplemental Labor	Yes.GHASHHDL.7542667
	0110	111	016520	016520	512017	0000	0304	5653	457.68			The Atlantic Group - Supplemental Labor	Yes.GHASHHDL.7559805
	0110	111	016520	016520	512017	0000	0304	5651	759.94			The Atlantic Group - Supplemental Labor	Yes.GHASHHDL.7721640
	0110	111	016520	016520	512017	0000	0304	5656	43.92			The Atlantic Group - Supplemental Labor	Yes.GHASHHDL.7751674
	0110	111	016520	016520	512017	0000	0304	5653	88.66			The Atlantic Group - Supplemental Labor	Yes.GHASHHDL.7754395
	0110	111	016520	016520	512017	0000	0304	5653	40.36			The Atlantic Group - Supplemental Labor	Yes.GHASHHDL.7754890
	0110	111	016520	016520	512017	0000	0304	5654	40.36			The Atlantic Group - Supplemental Labor	Yes.GHASHHDL.7754894

Case No. 2020-00350
Attachment to Response to AG-KIUC-2 Question 22(h)
Page 73 of 166
Garrett

Database ORAOEBSPROD.OEBSPROD
 Data Access Set LGE ENERGY LLC
 Ledger LGE ENERGY LLC
 Chart Of Accounts Accounting Flexfield
 Currency USD

Category * List - Text Accrual
 Source * List - Text Spreadsheet
 Accounting Date * List - Date 3/31/2020
 Group ID Number 12046
 Batch Name Text PG-SML
 Journal Name Text J701-0110-0320
 Journal Description Text Power Generation Accrual
 Reverse Journal List - Text Yes
 Reversal Period/Date List - Text APR-2020

Upl	Company	Product	Org	Exp Org	Account	IC	Exp Type	Loc	Debit	Credit	Stat Amount	Line Description	Line DFF (Project.Task)
					* List - Text				* Number	* Number	Number	Text	List - Text
	0110	111	016520	016520	512017	0000	0304	5651	40.36			The Atlantic Group - Supplemental Labor	Yes.GHASHHDL.7754892
	0110	111	016520	016520	512017	0000	0304	5652	40.36			The Atlantic Group - Supplemental Labor	Yes.GHASHHDL.7754893
	0110	111	016520	016520	512017	0000	0304	5654	43.92			The Atlantic Group - Supplemental Labor	Yes.GHASHHDL.7760840
	0110	111	016520	016520	512017	0000	0304	5653	43.92			The Atlantic Group - Supplemental Labor	Yes.GHASHHDL.7760841
	0110	111	016520	016520	512017	0000	0304	5653	21.96			The Atlantic Group - Supplemental Labor	Yes.GHASHHDL.7773284
	0110	111	016520	016520	512017	0000	0304	5654	21.96			The Atlantic Group - Supplemental Labor	Yes.GHASHHDL.7773285
	0110	111	016520	016520	512017	0000	0304	5653	43.92			The Atlantic Group - Supplemental Labor	Yes.GHASHHDL.7784830
	0110	111	016520	016520	512017	0000	0304	5654	43.92			The Atlantic Group - Supplemental Labor	Yes.GHASHHDL.7784831
	0110	111	016520	016520	512100	0000	0304	5654	60.54			The Atlantic Group - Supplemental Labor	Yes.GHBLRDFT.7741075
	0110	111	016520	016520	512100	0000	0304	5654	60.54			The Atlantic Group - Supplemental Labor	Yes.GHBLRDFT.7741076
	0110	111	016520	016520	512100	0000	0304	5654	43.92			The Atlantic Group - Supplemental Labor	Yes.GHBLRDFT.7755065
	0110	111	016520	016520	512100	0000	0304	5651	87.84			The Atlantic Group - Supplemental Labor	Yes.GHBLRDFT.7791475
	0110	111	016520	016520	512100	0000	0304	5651	351.36			The Atlantic Group - Supplemental Labor	Yes.GHBOILER.7765647
	0110	111	016520	016520	512107	0000	0304	5657	41,211.82			The Atlantic Group - Supplemental Labor	Yes.GHCCRASH.7310396
	0110	111	016520	016520	512107	0000	0304	5657	7,421.04			The Atlantic Group - Supplemental Labor	Yes.GHCCRASH.7657284
	0110	111	016520	016520	512107	0000	0304	5657	290.58			The Atlantic Group - Supplemental Labor	Yes.GHCCRASH.7734707
	0110	111	016520	016520	512107	0000	0304	5657	2,000.34			The Atlantic Group - Supplemental Labor	Yes.GHCCRASH.7734708
	0110	111	016520	016520	512107	0000	0304	5657	243.22			The Atlantic Group - Supplemental Labor	Yes.GHCCRASH.7751975
	0110	111	016520	016520	512107	0000	0304	5657	606.50			The Atlantic Group - Supplemental Labor	Yes.GHCCRASH.7757523
	0110	111	016520	016520	512107	0000	0304	5657	315.92			The Atlantic Group - Supplemental Labor	Yes.GHCCRASH.7762647
	0110	111	016520	016520	512107	0000	0304	5657	538.96			The Atlantic Group - Supplemental Labor	Yes.GHCCRASH.7768030
	0110	111	016520	016520	512107	0000	0304	5657	299.04			The Atlantic Group - Supplemental Labor	Yes.GHCCRASH.7776872
	0110	111	016520	016520	512107	0000	0304	5657	281.26			The Atlantic Group - Supplemental Labor	Yes.GHCCRASH.7789503

Case No. 2020-00350
Attachment to Response to AG-KIUC-2 Question 22(h)
Page 74 of 166
Garrett

Database ORAOEBSPROD.OEBSPROD
 Data Access Set LGE ENERGY LLC
 Ledger LGE ENERGY LLC
 Chart Of Accounts Accounting Flexfield
 Currency USD

Category	* List - Text Accrual
Source	* List - Text Spreadsheet
Accounting Date	* List - Date 3/31/2020
Group ID	Number 12046
Batch Name	Text PG-SML
Journal Name	Text J701-0110-0320
Journal Description	Text Power Generation Accrual
Reverse Journal	List - Text Yes
Reversal Period/Date	List - Text APR-2020

Upl	Company	Product	Org	Exp Org	Account	IC	Exp Type	Loc	Debit	Credit	Stat Amount	Line Description	Line DFF (Project.Task)
					* List - Text				* Number	* Number	Number	Text	List - Text
	0110	111	016520	016520	512107	0000	0304	5657	606.50			The Atlantic Group - Supplemental Labor	Yes.GHCCRGYP.7768615
	0110	111	016520	016520	512107	0000	0304	5657	864.98			The Atlantic Group - Supplemental Labor	Yes.GHCCRGYP.7771243
	0110	111	016520	016520	512107	0000	0304	5657	538.96			The Atlantic Group - Supplemental Labor	Yes.GHCCRGYP.7777522
	0110	111	016520	016520	512107	0000	0304	5657	2,917.66			The Atlantic Group - Supplemental Labor	Yes.GHCCRMNTC.7766550
	0110	111	016520	016520	512107	0000	0304	5657	1,145.46			The Atlantic Group - Supplemental Labor	Yes.GHCCRMNTC.7777594
	0110	111	016520	016520	513100	0000	0304	5651	1,104.06			The Atlantic Group - Supplemental Labor	Yes.GHCIRCWTR.7744959
	0110	111	016520	016520	513100	0000	0304	5654	73.28			The Atlantic Group - Supplemental Labor	Yes.GHCIRCWTR.7754399
	0110	111	016520	016520	513100	0000	0304	5653	788.75			The Atlantic Group - Supplemental Labor	Yes.GHCOMPAIR.7622630
	0110	111	016520	016520	513100	0000	0304	5653	43.92			The Atlantic Group - Supplemental Labor	Yes.GHCOMPAIR.7733162
	0110	111	016520	016520	513100	0000	0304	5651	43.92			The Atlantic Group - Supplemental Labor	Yes.GHCOMPAIR.7759721
	0110	111	016520	016520	513100	0000	0304	5653	43.92			The Atlantic Group - Supplemental Labor	Yes.GHCOMPAIR.7779772
	0110	111	016520	016520	512100	0000	0304	5654	892.36			The Atlantic Group - Supplemental Labor	Yes.GHFDWTR.7737130
	0110	111	016520	016520	512100	0000	0304	5651	161.44			The Atlantic Group - Supplemental Labor	Yes.GHFDWTR.7790746
	0110	111	016520	016520	502003	0000	0304	5657	3,801.72			The Atlantic Group - Supplemental Labor	Yes.GHFGDOPS.7345607
	0110	111	016520	016520	514100	0000	0304	5657	175.68			The Atlantic Group - Supplemental Labor	Yes.GHFIREPRO.7788488
	0110	111	016520	016520	512100	0000	0304	5654	332.72			The Atlantic Group - Supplemental Labor	Yes.GHFUELHDL.7749231
	0110	111	016520	016520	512100	0000	0304	5657	307.44			The Atlantic Group - Supplemental Labor	Yes.GHFUELHDL.7756314
	0110	111	016520	016520	512100	0000	0304	5657	351.36			The Atlantic Group - Supplemental Labor	Yes.GHFUELHDL.7758850
	0110	111	016520	016520	512100	0000	0304	5657	1,129.04			The Atlantic Group - Supplemental Labor	Yes.GHFUELHDL.7759719
	0110	111	016520	016520	512100	0000	0304	5654	161.44			The Atlantic Group - Supplemental Labor	Yes.GHFUELHDL.7759808
	0110	111	016520	016520	512100	0000	0304	5657	128.28			The Atlantic Group - Supplemental Labor	Yes.GHFUELHDL.7762273
	0110	111	016520	016520	512100	0000	0304	5657	131.76			The Atlantic Group - Supplemental Labor	Yes.GHFUELHDL.7762443
	0110	111	016520	016520	512100	0000	0304	5657	53.19			The Atlantic Group - Supplemental Labor	Yes.GHFUELHDL.7764767

Attachment to Response to AG-KIUC-2 Question 22(h)
Case No. 2020-00350
Page 75 of 166
Garrett

Database ORAOEBSPROD.OEBSPROD
 Data Access Set LGE ENERGY LLC
 Ledger LGE ENERGY LLC
 Chart Of Accounts Accounting Flexfield
 Currency USD

Category	* List - Text Accrual
Source	* List - Text Spreadsheet
Accounting Date	* List - Date 3/31/2020
Group ID	Number 12046
Batch Name	Text PG-SML
Journal Name	Text J701-0110-0320
Journal Description	Text Power Generation Accrual
Reverse Journal	List - Text Yes
Reversal Period/Date	List - Text APR-2020

Upl	Company	Product	Org	Exp Org	Account	IC	Exp Type	Loc	Debit	Credit	Stat Amount	Line Description	Line DFF (Project.Task)
					* List - Text				* Number	* Number	Number	Text	List - Text
	0110	111	016520	016520	512100	0000	0304	5657	95.52			The Atlantic Group - Supplemental Labor	Yes.GHFUELHDL.7764836
	0110	111	016520	016520	512100	0000	0304	5657	95.52			The Atlantic Group - Supplemental Labor	Yes.GHFUELHDL.7766360
	0110	111	016520	016520	512100	0000	0304	5655	332.72			The Atlantic Group - Supplemental Labor	Yes.GHFUELHDL.7767318
	0110	111	016520	016520	512100	0000	0304	5657	238.08			The Atlantic Group - Supplemental Labor	Yes.GHFUELHDL.7767855
	0110	111	016520	016520	512100	0000	0304	5657	95.52			The Atlantic Group - Supplemental Labor	Yes.GHFUELHDL.7771869
	0110	111	016520	016520	512100	0000	0304	5657	95.52			The Atlantic Group - Supplemental Labor	Yes.GHFUELHDL.7773540
	0110	111	016520	016520	512100	0000	0304	5657	188.82			The Atlantic Group - Supplemental Labor	Yes.GHFUELHDL.7774755
	0110	111	016520	016520	512100	0000	0304	5657	2,464.96			The Atlantic Group - Supplemental Labor	Yes.GHFUELHDL.7776998
	0110	111	016520	016520	512100	0000	0304	5656	109.80			The Atlantic Group - Supplemental Labor	Yes.GHFUELHDL.7785154
	0110	111	016520	016520	512100	0000	0304	5657	257.88			The Atlantic Group - Supplemental Labor	Yes.GHFUELHDL.7785623
	0110	111	016520	016520	512100	0000	0304	5656	170.04			The Atlantic Group - Supplemental Labor	Yes.GHFUELHDL.7786002
	0110	111	016520	016520	512100	0000	0304	5657	175.68			The Atlantic Group - Supplemental Labor	Yes.GHFUELHDL.7788456
	0110	111	016520	016520	512100	0000	0304	5653	331.20			The Atlantic Group - Supplemental Labor	Yes.GHFUELHDL.7790729
	0110	111	016520	016520	512100	0000	0304	5657	362.88			The Atlantic Group - Supplemental Labor	Yes.GHFUELHDL.7791080
	0110	111	016520	016520	512100	0000	0304	5656	43.92			The Atlantic Group - Supplemental Labor	Yes.GHFUELHDL.7791124
	0110	111	016520	016520	512100	0000	0304	5656	43.92			The Atlantic Group - Supplemental Labor	Yes.GHFUELHDL.7791125
	0110	111	016520	016520	512100	0000	0304	5656	43.92			The Atlantic Group - Supplemental Labor	Yes.GHFUELHDL.7791126
	0110	111	016520	016520	512100	0000	0304	5654	43.92			The Atlantic Group - Supplemental Labor	Yes.GHFUELHDL.7791127
	0110	111	016520	016520	512100	0000	0304	5657	87.84			The Atlantic Group - Supplemental Labor	Yes.GHFUELHDL.7791469
	0110	111	016520	016520	512100	0000	0304	5657	106.32			The Atlantic Group - Supplemental Labor	Yes.GHFUELHDL.7791487
	0110	111	016520	016520	501090	0000	0304	5657	27,131.81			The Atlantic Group - Supplemental Labor	Yes.GHFUELOPS.6812084
	0110	111	016520	016520	512005	0000	0304	5657	95.52			The Atlantic Group - Supplemental Labor	Yes.GHLSHDL.7758225
	0110	111	016520	016520	512005	0000	0304	5657	106.38			The Atlantic Group - Supplemental Labor	Yes.GHLSHDL.7763084

Attachment to Response to AG-KIUC-2 Question 22(h)
Case No. 2020-00350
Page 76 of 166
Garrett

Database ORAOEBSPROD.OEBSPROD
 Data Access Set LGE ENERGY LLC
 Ledger LGE ENERGY LLC
 Chart Of Accounts Accounting Flexfield
 Currency USD

Category	* List - Text Accrual
Source	* List - Text Spreadsheet
Accounting Date	* List - Date 3/31/2020
Group ID	Number 12046
Batch Name	Text PG-SML
Journal Name	Text J701-0110-0320
Journal Description	Text Power Generation Accrual
Reverse Journal	List - Text Yes
Reversal Period/Date	List - Text APR-2020

Upl	Company	Product	Org	Exp Org	Account	IC	Exp Type	Loc	Debit	Credit	Stat Amount	Line Description	Line DFF (Project.Task)
					* List - Text				* Number	* Number	Number	Text	List - Text
	0110	111	016520	016520	512005	0000	0304	5657	95.52			The Atlantic Group - Supplemental Labor	Yes.GHLSHDL.7787815
	0110	111	016520	016520	512005	0000	0304	5657	745.65			The Atlantic Group - Supplemental Labor	Yes.GHLSHDL.7787932
	0110	111	016520	016520	512005	0000	0304	5657	191.04			The Atlantic Group - Supplemental Labor	Yes.GHLSHDL.7787946
	0110	111	016520	016520	511100	0000	0304	5651	21.96			The Atlantic Group - Supplemental Labor	Yes.GHMISCPLT.7753349
	0110	111	016520	016520	511100	0000	0304	5652	21.96			The Atlantic Group - Supplemental Labor	Yes.GHMISCPLT.7755037
	0110	111	016520	016520	514100	0000	0304	5657	95.52			The Atlantic Group - Supplemental Labor	Yes.GHMISCPLT.7763079
	0110	111	016520	016520	514100	0000	0304	5657	43.92			The Atlantic Group - Supplemental Labor	Yes.GHMISCPLT.7767356
	0110	111	016520	016520	514100	0000	0304	5657	106.38			The Atlantic Group - Supplemental Labor	Yes.GHMISCPLT.7767793
	0110	111	016520	016520	514100	0000	0304	5657	95.52			The Atlantic Group - Supplemental Labor	Yes.GHMISCPLT.7768676
	0110	111	016520	016520	514100	0000	0304	5657	53.19			The Atlantic Group - Supplemental Labor	Yes.GHMISCPLT.7775511
	0110	111	016520	016520	514100	0000	0304	5657	87.84			The Atlantic Group - Supplemental Labor	Yes.GHMISCPLT.7780620
	0110	111	016520	016520	514100	0000	0304	5657	191.04			The Atlantic Group - Supplemental Labor	Yes.GHMISCPLT.7787903
	0110	111	016520	016520	514100	0000	0304	5657	427.62			The Atlantic Group - Supplemental Labor	Yes.GHMISCPLT.7788329
	0110	111	016520	016520	512100	0000	0304	5654	929.58			The Atlantic Group - Supplemental Labor	Yes.GHPULCOAL.7615528
	0110	111	016520	016520	512100	0000	0304	5651	107.67			The Atlantic Group - Supplemental Labor	Yes.GHPULCOAL.7721821
	0110	111	016520	016520	512100	0000	0304	5651	134.10			The Atlantic Group - Supplemental Labor	Yes.GHPULCOAL.7726542
	0110	111	016520	016520	512100	0000	0304	5654	13,256.72			The Atlantic Group - Supplemental Labor	Yes.GHPULCOAL.7733011
	0110	111	016520	016520	512100	0000	0304	5654	161.44			The Atlantic Group - Supplemental Labor	Yes.GHPULCOAL.7737826
	0110	111	016520	016520	512100	0000	0304	5654	2,445.29			The Atlantic Group - Supplemental Labor	Yes.GHPULCOAL.7740002
	0110	111	016520	016520	512100	0000	0304	5654	207.26			The Atlantic Group - Supplemental Labor	Yes.GHPULCOAL.7740714
	0110	111	016520	016520	512100	0000	0304	5654	3,253.22			The Atlantic Group - Supplemental Labor	Yes.GHPULCOAL.7746131
	0110	111	016520	016520	512100	0000	0304	5654	252.84			The Atlantic Group - Supplemental Labor	Yes.GHPULCOAL.7747450
	0110	111	016520	016520	512100	0000	0304	5654	175.68			The Atlantic Group - Supplemental Labor	Yes.GHPULCOAL.7747452

Attachment to Response to AG-KIUC-2 Question 22(h)
Case No. 2020-00350
Page 77 of 166
Garrett

Database ORAOEBSPROD.OEBSPROD
 Data Access Set LGE ENERGY LLC
 Ledger LGE ENERGY LLC
 Chart Of Accounts Accounting Flexfield
 Currency USD

Category	* List - Text	Accrual
Source	* List - Text	Spreadsheet
Accounting Date	* List - Date	3/31/2020
Group ID	Number	12046
Batch Name	Text	PG-SML
Journal Name	Text	J701-0110-0320
Journal Description	Text	Power Generation Accrual
Reverse Journal	List - Text	Yes
Reversal Period/Date	List - Text	APR-2020

Upl	Company	Product	Org	Exp Org	Account	IC	Exp Type	Loc	Debit	Credit	Stat Amount	Line Description	Line DFF (Project.Task)
					* List - Text				* Number	* Number	Number	Text	List - Text
	0110	111	016520	016520	512100	0000	0304	5654	208.92			The Atlantic Group - Supplemental Labor	Yes.GHPULCOAL.7747802
	0110	111	016520	016520	512100	0000	0304	5654	212.48			The Atlantic Group - Supplemental Labor	Yes.GHPULCOAL.7747951
	0110	111	016520	016520	512100	0000	0304	5654	175.68			The Atlantic Group - Supplemental Labor	Yes.GHPULCOAL.7748610
	0110	111	016520	016520	512100	0000	0304	5651	80.72			The Atlantic Group - Supplemental Labor	Yes.GHPULCOAL.7753351
	0110	111	016520	016520	512100	0000	0304	5651	16,272.72			The Atlantic Group - Supplemental Labor	Yes.GHPULCOAL.7753700
	0110	111	016520	016520	512100	0000	0304	5654	351.36			The Atlantic Group - Supplemental Labor	Yes.GHPULCOAL.7756659
	0110	111	016520	016520	512100	0000	0304	5654	175.68			The Atlantic Group - Supplemental Labor	Yes.GHPULCOAL.7756675
	0110	111	016520	016520	512100	0000	0304	5651	1,788.98			The Atlantic Group - Supplemental Labor	Yes.GHPULCOAL.7760123
	0110	111	016520	016520	512100	0000	0304	5653	161.44			The Atlantic Group - Supplemental Labor	Yes.GHPULCOAL.7760932
	0110	111	016520	016520	512100	0000	0304	5652	80.72			The Atlantic Group - Supplemental Labor	Yes.GHPULCOAL.7765913
	0110	111	016520	016520	512100	0000	0304	5651	43.92			The Atlantic Group - Supplemental Labor	Yes.GHPULCOAL.7765916
	0110	111	016520	016520	512100	0000	0304	5651	80.72			The Atlantic Group - Supplemental Labor	Yes.GHPULCOAL.7765928
	0110	111	016520	016520	512100	0000	0304	5654	80.72			The Atlantic Group - Supplemental Labor	Yes.GHPULCOAL.7765943
	0110	111	016520	016520	512100	0000	0304	5653	80.72			The Atlantic Group - Supplemental Labor	Yes.GHPULCOAL.7771984
	0110	111	016520	016520	512100	0000	0304	5653	73.60			The Atlantic Group - Supplemental Labor	Yes.GHPULCOAL.7777083
	0110	111	016520	016520	512100	0000	0304	5653	60.00			The Atlantic Group - Supplemental Labor	Yes.GHPULCOAL.7777084
	0110	111	016520	016520	512100	0000	0304	5653	60.00			The Atlantic Group - Supplemental Labor	Yes.GHPULCOAL.7777085
	0110	111	016520	016520	512100	0000	0304	5653	322.88			The Atlantic Group - Supplemental Labor	Yes.GHPULCOAL.7779025
	0110	111	016520	016520	512100	0000	0304	5653	322.88			The Atlantic Group - Supplemental Labor	Yes.GHPULCOAL.7779600
	0110	111	016520	016520	512100	0000	0304	5652	414.52			The Atlantic Group - Supplemental Labor	Yes.GHPULCOAL.7780561
	0110	111	016520	016520	512100	0000	0304	5651	175.68			The Atlantic Group - Supplemental Labor	Yes.GHPULCOAL.7784111
	0110	111	016520	016520	512100	0000	0304	5652	557.56			The Atlantic Group - Supplemental Labor	Yes.GHPULCOAL.7784111
	0110	111	016520	016520	512100	0000	0304	5652	36.60			The Atlantic Group - Supplemental Labor	Yes.GHPULCOAL.7784111

Case No. 2020-00350
Attachment to Response to AG-KIUC 2 Question 22(h)
Page 78 of 166
Garrett

Database ORAOEBSPROD.OEBSPROD
 Data Access Set LGE ENERGY LLC
 Ledger LGE ENERGY LLC
 Chart Of Accounts Accounting Flexfield
 Currency USD

Category * List - Text Accrual
 Source * List - Text Spreadsheet
 Accounting Date * List - Date 3/31/2020
 Group ID Number 12046
 Batch Name Text PG-SML
 Journal Name Text J701-0110-0320
 Journal Description Text Power Generation Accrual
 Reverse Journal List - Text Yes
 Reversal Period/Date List - Text APR-2020

Upl	Company	Product	Org	Exp Org	Account	IC	Exp Type	Loc	Debit	Credit	Stat Amount	Line Description	Line DFF (Project.Task)
					* List - Text				* Number	* Number	Number	Text	List - Text
	0110	111	016520	016520	512100	0000	0304	5651	84.99			The Atlantic Group - Supplemental Labor	Yes.GHSOOTBLR.7751878
	0110	111	016520	016520	512100	0000	0304	5653	84.99			The Atlantic Group - Supplemental Labor	Yes.GHSOOTBLR.7751905
	0110	111	016520	016520	512100	0000	0304	5651	40.36			The Atlantic Group - Supplemental Labor	Yes.GHSOOTBLR.7752610
	0110	111	016520	016520	512100	0000	0304	5651	40.36			The Atlantic Group - Supplemental Labor	Yes.GHSOOTBLR.7752671
	0110	111	016520	016520	512100	0000	0304	5651	40.36			The Atlantic Group - Supplemental Labor	Yes.GHSOOTBLR.7752712
	0110	111	016520	016520	512100	0000	0304	5651	92.52			The Atlantic Group - Supplemental Labor	Yes.GHSOOTBLR.7757277
	0110	111	016520	016520	512100	0000	0304	5653	92.52			The Atlantic Group - Supplemental Labor	Yes.GHSOOTBLR.7757393
	0110	111	016520	016520	512100	0000	0304	5652	43.62			The Atlantic Group - Supplemental Labor	Yes.GHSOOTBLR.7762232
	0110	111	016520	016520	512100	0000	0304	5651	98.11			The Atlantic Group - Supplemental Labor	Yes.GHSOOTBLR.7762484
	0110	111	016520	016520	512100	0000	0304	5653	98.11			The Atlantic Group - Supplemental Labor	Yes.GHSOOTBLR.7762600
	0110	111	016520	016520	512100	0000	0304	5651	73.20			The Atlantic Group - Supplemental Labor	Yes.GHSOOTBLR.7767886
	0110	111	016520	016520	512100	0000	0304	5653	81.29			The Atlantic Group - Supplemental Labor	Yes.GHSOOTBLR.7767983
	0110	111	016520	016520	512100	0000	0304	5652	54.76			The Atlantic Group - Supplemental Labor	Yes.GHSOOTBLR.7771201
	0110	111	016520	016520	512100	0000	0304	5652	43.62			The Atlantic Group - Supplemental Labor	Yes.GHSOOTBLR.7774914
	0110	111	016520	016520	512100	0000	0304	5652	43.62			The Atlantic Group - Supplemental Labor	Yes.GHSOOTBLR.7774923
	0110	111	016520	016520	512100	0000	0304	5652	50.63			The Atlantic Group - Supplemental Labor	Yes.GHSOOTBLR.7778716
	0110	111	016520	016520	512100	0000	0304	5651	98.11			The Atlantic Group - Supplemental Labor	Yes.GHSOOTBLR.7785258
	0110	111	016520	016520	512100	0000	0304	5651	98.11			The Atlantic Group - Supplemental Labor	Yes.GHSOOTBLR.7785259
	0110	111	016520	016520	512100	0000	0304	5651	43.62			The Atlantic Group - Supplemental Labor	Yes.GHSOOTBLR.7787148
	0110	111	016520	016520	512100	0000	0304	5651	54.76			The Atlantic Group - Supplemental Labor	Yes.GHSOOTBLR.7787164
	0110	111	016520	016520	512100	0000	0304	5651	43.62			The Atlantic Group - Supplemental Labor	Yes.GHSOOTBLR.7787817
	0110	111	016520	016520	512100	0000	0304	5651	36.60			The Atlantic Group - Supplemental Labor	Yes.GHSOOTBLR.7787840
	0110	111	016520	016520	512100	0000	0304	5651	50.63			The Atlantic Group - Supplemental Labor	Yes.GHSOOTBLR.7787841

Attachment to Response to AG-KIUC-2 Question 22(h)
Case No. 2020-00350
 Page 79 of 166
 Garrett

Database ORAOEBSPROD.OEBSPROD
 Data Access Set LGE ENERGY LLC
 Ledger LGE ENERGY LLC
 Chart Of Accounts Accounting Flexfield
 Currency USD

Category * List - Text Accrual
 Source * List - Text Spreadsheet
 Accounting Date * List - Date 3/31/2020
 Group ID Number 12046
 Batch Name Text PG-SML
 Journal Name Text J701-0110-0320
 Journal Description Text Power Generation Accrual
 Reverse Journal List - Text Yes
 Reversal Period/Date List - Text APR-2020

Upl	Company	Product	Org	Exp Org	Account	IC	Exp Type	Loc	Debit	Credit	Stat Amount	Line Description	Line DFF (Project.Task)
					* List - Text				* Number	* Number	Number	Text	List - Text
	0110	111	016520	016520	512100	0000	0304	5651	50.63			The Atlantic Group - Supplemental Labor	Yes.GHSOOTBLR.7787869
	0110	111	016520	016520	512100	0000	0304	5651	43.62			The Atlantic Group - Supplemental Labor	Yes.GHSOOTBLR.7788341
	0110	111	016520	016520	512100	0000	0304	5652	43.62			The Atlantic Group - Supplemental Labor	Yes.GHSOOTBLR.7788394
	0110	111	016520	016520	512100	0000	0304	5651	43.62			The Atlantic Group - Supplemental Labor	Yes.GHSOOTBLR.7791113
	0110	111	016520	016520	512100	0000	0304	5652	109.50			The Atlantic Group - Supplemental Labor	Yes.GHSOOTBLR.7791478
	0110	111	016520	016520	511100	0000	0304	5657	1,402.86			The Atlantic Group - Supplemental Labor	Yes.GHSTRGRND.7381791
	0110	111	016520	016520	511100	0000	0304	5657	11,213.94			The Atlantic Group - Supplemental Labor	Yes.GHSTRGRND.7426173
	0110	111	016520	016520	511100	0000	0304	5657	6,807.84			The Atlantic Group - Supplemental Labor	Yes.GHSTRGRND.7426176
	0110	111	016520	016520	511100	0000	0304	5657	17,904.16			The Atlantic Group - Supplemental Labor	Yes.GHSTRGRND.7426180
	0110	111	016520	016520	511100	0000	0304	5657	457.68			The Atlantic Group - Supplemental Labor	Yes.GHSTRGRND.7624162
	0110	111	016520	016520	511100	0000	0304	5651	1,023.89			The Atlantic Group - Supplemental Labor	Yes.GHSTRGRND.7701955
	0110	111	016520	016520	511100	0000	0304	5657	134.10			The Atlantic Group - Supplemental Labor	Yes.GHSTRGRND.7747332
	0110	111	016520	016520	511100	0000	0304	5651	43.92			The Atlantic Group - Supplemental Labor	Yes.GHSTRGRND.7758849
	0110	111	016520	016520	511100	0000	0304	5655	43.92			The Atlantic Group - Supplemental Labor	Yes.GHSTRGRND.7767784
	0110	111	016520	016520	511100	0000	0304	5657	414.08			The Atlantic Group - Supplemental Labor	Yes.GHSTRGRND.7767849
	0110	111	016520	016520	511100	0000	0304	5656	43.92			The Atlantic Group - Supplemental Labor	Yes.GHSTRGRND.7772941
	0110	111	016520	016520	511100	0000	0304	5657	157.35			The Atlantic Group - Supplemental Labor	Yes.GHSTRGRND.7782121
	0110	111	016520	016520	511100	0000	0304	5657	175.68			The Atlantic Group - Supplemental Labor	Yes.GHSTRGRND.7788415
	0110	111	016520	016520	511100	0000	0304	5657	1,150.24			The Atlantic Group - Supplemental Labor	Yes.GHSTRGRND.7792131
	0110	111	016520	016520	512100	0000	0304	5651	161.44			The Atlantic Group - Supplemental Labor	Yes.GHSVCWTR.7772902
	0110	111	016520	016520	513100	0000	0304	5656	43.92			The Atlantic Group - Supplemental Labor	Yes.GHSVCWTR.7790758
	0110	111	016520	016520	513100	0000	0304	5651	322.88			The Atlantic Group - Supplemental Labor	Yes.GHSVCWTR.7790758
	0110	111	016520	016520	513100	0000	0304	5652	43.92			The Atlantic Group - Supplemental Labor	Yes.GHSVCWTR.7790758

Case No. 2020-00350
Attachment to Response to AG-KIUC 2 Question 22(h)
Page 80 of 166
Garrett

Database ORAOEBSPROD.OEBSPROD
 Data Access Set LGE ENERGY LLC
 Ledger LGE ENERGY LLC
 Chart Of Accounts Accounting Flexfield
 Currency USD

Category	* List - Text Accrual
Source	* List - Text Spreadsheet
Accounting Date	* List - Date 3/31/2020
Group ID	Number 12046
Batch Name	Text PG-SML
Journal Name	Text J701-0110-0320
Journal Description	Text Power Generation Accrual
Reverse Journal	List - Text Yes
Reversal Period/Date	List - Text APR-2020

Upl	Company	Product	Org	Exp Org	Account	IC	Exp Type	Loc	Debit	Credit	Stat Amount	Line Description	Line DFF (Project.Task)
					* List - Text				* Number	* Number	Number	Text	List - Text
	0110	111	016520	016520	513100	0000	0304	5653	43.92			The Atlantic Group - Supplemental Labor	Yes.GHTURBGEN.7755031
	0110	111	016520	016520	513100	0000	0304	5654	21.96			The Atlantic Group - Supplemental Labor	Yes.GHTURBGEN.7755032
	0110	111	016520	016520	513100	0000	0304	5651	21.96			The Atlantic Group - Supplemental Labor	Yes.GHTURBGEN.7755139
	0110	111	016520	016520	513100	0000	0304	5652	43.92			The Atlantic Group - Supplemental Labor	Yes.GHTURBGEN.7755494
	0110	111	016520	016520	513100	0000	0304	5652	65.88			The Atlantic Group - Supplemental Labor	Yes.GHTURBGEN.7759397
	0110	111	016520	016520	513100	0000	0304	5652	87.84			The Atlantic Group - Supplemental Labor	Yes.GHTURBGEN.7766362
	0110	111	016520	016520	513100	0000	0304	5653	43.92			The Atlantic Group - Supplemental Labor	Yes.GHTURBGEN.7772897
	0110	111	016520	016520	513100	0000	0304	5653	43.92			The Atlantic Group - Supplemental Labor	Yes.GHTURBGEN.7772901
	0110	111	016520	016520	513100	0000	0304	5653	43.92			The Atlantic Group - Supplemental Labor	Yes.GHTURBGEN.7773120
	0110	111	016520	016520	513100	0000	0304	5651	43.92			The Atlantic Group - Supplemental Labor	Yes.GHTURBGEN.7787891
	0110	111	016520	016520	513100	0000	0304	5656	43.92			The Atlantic Group - Supplemental Labor	Yes.GHTWTRS.7755062
	0110	111	016520	016520	513100	0000	0304	5656	43.92			The Atlantic Group - Supplemental Labor	Yes.GHTWTRS.7768672
	0110	111	016520	016520	506159	0000	0304	5653	3,580.74			Facilities Performance Group LLC - Supplemental Labor	Yes.GHSO3OPS.7676212
	0110	111	016520	016520	506159	0000	0304	5654	3,671.63			Facilities Performance Group LLC - Supplemental Labor	Yes.GHSO3OPS.7676235
	0110	111	016520	016520	506159	0000	0304	5652	3,575.23			Facilities Performance Group LLC - Supplemental Labor	Yes.GHSO3OPS.7676236
	0110	111	016520	016520	506159	0000	0304	5651	3,570.30			Facilities Performance Group LLC - Supplemental Labor	Yes.GHSO3OPS.7680882
	0110	111	016520	016520	511100	0000	0304	5657	1,883.62			Facilities Performance Group LLC - Supplemental Labor	Yes.GHSTRGRND.7446129
	0110	111	016520	016520	511100	0000	0304	5657	8,447.47			Facilities Performance Group LLC - Supplemental Labor	Yes.GHSTRGRND.7674730
	0110	111	016520	016520	511100	0000	0304	5651	5,774.58			Facilities Performance Group LLC - Supplemental Labor	Yes.GHSTRGRND.7675256
	0110	111	016520	016520	511100	0000	0304	5657	3,148.18			Facilities Performance Group LLC - Supplemental Labor	Yes.GHSTRGRND.7676245
	0110	111	016520	016520	511100	0000	0304	5657	4,921.73			Facilities Performance Group LLC - Supplemental Labor	Yes.GHSTRGRND.7676250
	0110	111	016520	016520	511100	0000	0304	5657	4,306.58			Facilities Performance Group LLC - Supplemental Labor	Yes.GHSTRGRND.7710029

Case No. 2020-00350
Attachment to Response to AG-KIUC-2 Question 22(h)
Page 81 of 166
Garrett

Database ORAOEBSPROD.OEBSPROD
 Data Access Set LGE ENERGY LLC
 Ledger LGE ENERGY LLC
 Chart Of Accounts Accounting Flexfield
 Currency USD

Category	* List - Text	Accrual
Source	* List - Text	Spreadsheet
Accounting Date	* List - Date	3/31/2020
Group ID	Number	12046
Batch Name	Text	PG-SML
Journal Name	Text	J701-0110-0320
Journal Description	Text	Power Generation Accrual
Reverse Journal	List - Text	Yes
Reversal Period/Date	List - Text	APR-2020

Up	Company	Product	Org	Exp Org	Account	IC	Exp Type	Loc	Debit	Credit	Stat Amount	Line Description	Line DFF (Project.Task)
					* List - Text				* Number	* Number	Number	Text	List - Text
	0110	111	016220	016300	186075	0000	0375	5636	54,736.84			BRCT LTSA Fixed/EOH Fee for CT6 Service	Yes.156327KU.BRCT6
	0110	111	016220	016300	186075	0000	0375	5637	57,362.40			BRCT LTSA Fixed/EOH Fee for CT7 Service	Yes.156327KU.BRCT7
	0100	111	002040	016300	186075	0110	0375	0460	33,548.38			BRCT LTSA Fixed/EOH Fee for CT6 Service	Yes.156327LGE.BRCT6
	0100	111	002040	016300	186075	0110	0375	0461	35,157.60			BRCT LTSA Fixed/EOH Fee for CT7 Service	Yes.156327LGE.BRCT7
	0110	111	016710	002130	186074	0100	0375	0172	116,300.23			CR7 LTPC Variable Fee CT1 Service (KU)	Yes.CR7LTPCKU.LTPC186
	0110	111	016710	002130	186074	0100	0475	0172	284,735.06			Siemens - Q1	Yes.CR7LTPCKU.LTPC186
	0110	111	016710	002130	186074	0100	0375	0172	103,907.54			CR7 LTPC Variable Fee CT2 Service (KU)	Yes.CR7LTPCKU.LTPC186
	0110	111	016710	002130	186074	0100	0475	0172	254,394.31			Siemens - Q1	Yes.CR7LTPCKU.LTPC186
	0110	105	015590	015590	232031	0000	0699	0000		2,003,412.91			Yes.112958.232031
	0110	105	015590	015590	232032	0000	0699	0000		184,439.75			Yes.112958.232032
	0110	105	015590	015590	232033	0000	0699	0000		-			Yes.112958.232033
	0110	111	015590	006250	232001	0100	0699	0000		828,043.12		Power Generation Monthly Accrual	Yes.112958.PPD
	0110	111	015590	015590	232001	0000	0699	0000		3,629,072.52		Power Generation Monthly Accrual	Yes.112958.PPD
	0110	111	015590	015590	143012	0000	0699	0000	190,198.49			Power Generation Monthly Accrual- Beneficial ReUse	Yes.112958.143012
	0110	111	015590	015590	143012	0000	0699	0000				Power Generation Inventory	Yes.112958.143012

Case No. 2020-00350
Attachment to Response to AG-KIUC-2 Question 22(h)
Page 82 of 166
Garrett

Database ORAOEBSPROD.OEBSPROD
 Data Access Set LGE ENERGY LLC
 Ledger LGE ENERGY LLC
 Chart Of Accounts Accounting Flexfield
 Currency USD

Category	* List - Text Accrual
Source	* List - Text Spreadsheet
Accounting Date	* List - Date 3/31/2020
Group ID	Number 12046
Batch Name	Text PG-SML
Journal Name	Text J701-0110-0320
Journal Description	Text Power Generation Accrual
Reverse Journal	List - Text Yes
Reversal Period/Date	List - Text APR-2020

Upl	Company	Product	Org	Exp Org	Account	IC	Exp Type	Loc	Debit	Credit	Stat Amount	Line Description	Line DFF (Project.Task)
					* List - Text				* Number	* Number	Number	Text	List - Text
									6,835,166.79	6,835,166.79			
Totals:									6,835,166.79	6,835,166.79			

Description: Power Generation Accrual

Prepared by: S Laster Approved by: Stacy Ritchey Posted by: S Laster

t ID: 52042526 Posted/Concurrent ID: 54022743
 Reversed by: S. Laster Approved by: S Ritchey Rev Posted by: S. Laster
 Rev Upload/Concurrent ID: 52088553 Rev Posted/Concurrent ID: 52088555

Category	* List - Text Accrual
Source	* List - Text Spreadsheet
Accounting Date	* List - Date 4/30/2020
Group ID	Number 12046
Batch Name	Text PG-SML
Journal Name	Text J701-0110-0420
Journal Description	Text Power Generation Accrual
Reverse Journal	List - Text Yes
Reversal Period/Date	List - Text MAY-2020

Upl	Company	Product	Org	Exp Org	Account	IC	Exp Type	Loc	Debit	Credit	Stat Amt	Line Description	Line DFF (Project.Task)	Messages
					* List - Text				* Number	* Number	Number	Text	List - Text	
R	0110	111	016520	016520	511100	0000	0301	5654	512.00			U-4 HOUSE HEATER INSU. LOW POINT DRAIN	Yes.GHSTRGRND.7805305	
R	0110	111	016520	016520	107001	0000	0301	5654	6,200.00			GH4 WATERWALL PROJECT INCORP SUPPORT	Yes.140199.7724197	
R	0110	112	016520	016520	512100	0000	0301	5654	4,440.00			4-2 FLUE DUCT WEST SIDE MISSING INSULATION	Yes.GH4F20.7599801	
R	0110	111	016520	016520	512101	0000	0301	5654	1,536.00			SCAFFOLD FOR DILUTION AIR PIPING GH 4	Yes.GHSCR.7700379	
R	0110	111	016520	016520	512100	0000	0301	5653	960.00			U-3 AIR HEATER BUILD SCAFFOLD FOR THOMPSON ACCESS	Yes.GHBLDRFT.7824353	
R	0110	112	016520	016520	512100	0000	0301	5654	576.00			U-4 MAIN COND. VENT LINES SCAFFOLD FOR WELD REPAIRS	Yes.GH4F20.7806038	
R	0110	111	016520	016520	512005	0000	0301	5653	1,536.00			U-3 ABS REPLACE INSU. BLANKETS FOR EQ PIPING	Yes.GHFGD.7805306	
R	0110	111	016520	016520	512100	0000	0301	5653	1,152.00			U-3 BUILD SCAFFOLD AT 3 1/2 TO ACCESS PORTS ON DUCT	Yes.GHBLDRFT.7824355	
R	0110	111	016520	016520	513100	0000	0301	5651	832.00			U-1 BATTERY ROOM EXHAUST FAN SCAFFOLD FOR ACCESS	Yes.GHAEOTH.7814637	
R	0110	111	016520	016520	512100	0000	0301	5653	1,024.00			U-3 FLUE GAS DUCT WORK LAGGING REPAIRS	Yes.GHBLDRFT.7791110	
R	0110	112	016520	016520	512005	0000	0301	5654	3,264.00			U-4 CHEVRON REPAIR SCAFFOLD SUPPORT	Yes.GH4F20.7776320	
R	0110	112	016520	016520	512005	0000	0301	5654	960.00			U-4 AUX TRANSFORMER SCAFFOLD DEMO AIB	Yes.GH4F20.7806043	
R	0110	112	016520	016520	512152	0000	0301	5654	1,024.00			U-4 S03 INJECTION REMOVE LAGGING AND INSTALL FOR REPAIRS	Yes.GH4F20.7722887	
R	0110	111	016520	016520	107001	0000	0301	5654	28,800.00			GH4 Pri SH Repl- Field Tech Svcs	Yes.137474.7324764	
R	0110	111	016520	016520	107001	0000	0452	5654	117,416.80			GH4 Pri SH Repl- Material Supply	Yes.137474.7324764	
R	0110	111	016520	016520	107001	0000	0301	5654	14,300.00			GH4 Upper Econ Repl - Field Tech Svcs	Yes.137244.7324771	
R	0110	111	016520	016520	107001	0000	0452	5654	77,412.10			GH4 Upper Econ Repl - Material Supply	Yes.137244.7324771	
R	0110	111	016520	016520	107001	0000	0452	5654	142,000.00			GH4 Vertical RH - Final payment to GE	Yes.155017.7325710	
R	0110	111	016520	016520	107001	0000	0301	5654	15,000.00			GH4 Waterwall Project - 3rd party QC	Yes.140199.7459584	
R	0110	111	016520	016520	107001	0000	0301	5654	10,000.00			GH4 Vertical RH - 3rd party QC	Yes.155017.7325710	
R	0110	111	016520	016520	107001	0000	0301	5654	42,877.82			GH4 SH Attenuator Repl	Yes.162533.7806049	
R	0110	112	016520	016520	512100	0000	0301	5654	38,000.00			GH4 INCORP OUTAGE SUPPORT WORK ORDER	Yes.GH4F20.7710115	
R	0110	112	016520	016520	513100	0000	0301	5654	56,080.00			GH4 TURBINE OUTAGE SUPPORT WORK ORDER INCORP	Yes.GH4TOF20.7710113	
R	0110	112	016520	016520	512100	0000	0301	5654	15,531.00			GH4 Boiler Inspection	Yes.GH4F20.7724190	
R	0110	111	016520	016520	107001	0000	0301	5654	6,050.00			GH4 Primary SH - 3rd party QC	Yes.137474.7324764	
R	0110	111	016520	016520	107001	0000	0301	5654	6,050.00			GH4 Upper Economizer - 3rd party QC	Yes.137244.7324771	
R	0110	111	016520	016520	512100	0000	0301	5653	10,000.00			GH3 DESLAG	Yes.GHBOILER.7825885	
R	0110	111	016520	016520	512100	0000	0301	5653	20,000.00			GH3 VACUUM DUCT WORK	Yes.GHBLDRFT.7828464	
R	0110	111	016520	016520	512100	0000	0301	5653	95,000.00			GH3 AIR HEATER WASH COOLING TOWER BYPASS LINE FABRICATION	Yes.GHBLDRFT.7825491	
R	0110	112	016520	016520	513100	0000	0301	5654	15,272.00			GH4 TURBINE OUTAGE SUPPORT WORK ORDER INCORP	Yes.GH4F20.7789438	
R	0110	111	016520	016520	512005	0000	0301	5654	19,739.00			4-1 Oxidation Air Blower Inspection	Yes.GHFGD.7792938	
R	0110	111	016520	016520	108901	0000	0301	5657	18,215.00			DTLS Structural Steel Inspection	Yes.161436.7679711	
R	0110	112	016520	016520	512005	0000	0301	5654	10,000.00			U4 FGD Floor and Inlet Repairs	Yes.GH4F20.7779848	
R	0110	111	016520	016520	107001	0000	0301	5654	190,000.00			Furnace scaffold	Yes.140199.7459584	
R	0110	112	016520	016520	512100	0000	0301	5654	110,627.75			Furnace scaffold	Yes.GH4F20.7724190	
R	0110	112	016520	016520	512100	0000	0301	5654	108,759.82			T&M Punchlist work	Yes.GH4F20.7724190	
R	0110	111	016520	016520	512100	0000	0301	5653	4,000.00			U-3 AIR HEATER INSULATION AND LAGGING SUPPORT FOR CRACK	Yes.GHBLDRFT.7831766	
R	0110	111	016520	016520	512100	0000	0301	5653	1,000.00			U-3 AIR HEATER SCAFFOLD SUPPORT FOR THOMPSON ACCESS	Yes.GHBLDRFT.7824354	
R	0110	111	016520	016520	107001	0000	0301	5654	297,242.00			U4 COOLING TOWER COMPLETION INSTALL LABOR	Yes.220GH.7614595	
R	0110	111	016520	016520	108901	0000	0301	5654	61,011.00			U4 COOLING TOWER COMPLETION DEMO LABOR	Yes.220GH.7614596	
R	0110	111	016520	016520	107001	0000	0303	5654	360,768.00			U4 COOLING TOWER COMPLETION CONTRACTOR MATERIAL	Yes.220GH.7614595	
R	0110	111	016520	016520	505100	0000	0413	5656	3,211.00			Chemicals	Yes.GHCWCHEM.GH384	
R	0110	111	016520	016520	511100	0000	0301	5657	15,000.00			Rockwall	Yes.GHSTRGRND.7792997	
R	0110	111	016520	016520	511100	0000	0301	5657	9,000.00			Card Readers - Warehouse	Yes.GHSTRGRND.7793771	
R	0110	111	016520	016520	506100	0000	0643	5657	21,729.82			Meals - COVID19	Yes.GHSAFETY.COVID19	
R	0110	111	016520	016520	502013	0000	0301	5657	56,400.00			Monthly Landfill Fee	Yes.GHCROPS.CCROPS	
R	0110	111	016520	016520	502011	0000	0699	5657		81,288.66		Gypsum Sales - ECR	Yes.GH-GYPSAL.GYP SALES ECR	
R	0110	111	016520	016520	502001	0000	0699	5657		36,666.67		Gypsum Sales - Non ECR	Yes.GHGYP.SALE.GYPSUM SALES	
R	0110	111	016520	016520	502011	0000	0699	5657		15,709.83		Gypsum Sales - ECR - Premium	Yes.GH-GYPSAL.GYP SALES ECR	
R	0110	112	016520	016520	501253	0000	0699	5654		111,980.16		Iron Sales	Yes.GHASHSALE.SALES	
R	0110	112	016520	016520	513100	0000	0301	5654	238.40			PIC Group Inc - Auxiliary Labor	Yes.GH4TOF20.7711324	
R	0110	112	016520	016520	513100	0000	0301	5654	238.40			PIC Group Inc - Auxiliary Labor	Yes.GH4TOF20.7711330	
R	0110	112	016520	016520	513100	0000	0301	5654	119.20			PIC Group Inc - Auxiliary Labor	Yes.GH4TOF20.7711331	
R	0110	111	016520	016520	513100	0000	0304	5654	1,250.68			PIC Group Inc - Supplemental Labor	Yes.GH4TOF20.7711321	
R	0110	112	016520	016520	513100	0000	0304	5654	4,648.05			PIC Group Inc - Supplemental Labor	Yes.GH4TOF20.7711324	
R	0110	112	016520	016520	513100	0000	0304	5654	452.15			PIC Group Inc - Supplemental Labor	Yes.GH4TOF20.7711327	
R	0110	112	016520	016520	513100	0000	0304	5654	1,314.51			PIC Group Inc - Supplemental Labor	Yes.GH4TOF20.7711330	
R	0110	112	016520	016520	513100	0000	0304	5654	1,531.07			PIC Group Inc - Supplemental Labor	Yes.GH4TOF20.7711331	
R	0110	111	016520	016520	511100	0000	0452	5657	106.26			WESCO DISTRIBUTION INC - Materials	Yes.GHSTASUP.VMI-LUBEGLUE	
R	0110	111	016520	016520	511100	0000	0452	5657	6.96			WESCO DISTRIBUTION INC - Materials	Yes.GHSTASUP.VMI-LUBEGLUE	
R	0110	111	016520	016520	511100	0000	0452	5657	456.67			WESCO DISTRIBUTION INC - Materials	Yes.GHSTASUP.VMI-LUBEGLUE	

Case No. 2020-00350

Attachment to Response to AG-KIUC-2 Question 22(h)

Page 86 of 166

Garrett

Category	* List - Text Accrual
Source	* List - Text Spreadsheet
Accounting Date	* List - Date 4/30/2020
Group ID	Number 12046
Batch Name	Text PG-SML
Journal Name	Text J701-0110-0420
Journal Description	Text Power Generation Accrual
Reverse Journal	List - Text Yes
Reversal Period/Date	List - Text MAY-2020

Upl	Company	Product	Org	Exp Org	Account	IC	Exp Type	Loc	Debit	Credit	Stat Amount	Line Description	Line DFF (Project.Task)	Messages
									* Number	* Number	Number	Text	List - Text	
R	0110	111	016520	016520	511100	0000	0452	5657	690.28			WESCO DISTRIBUTION INC - Materials	Yes.GHSTASUP.VM-LUBEGLUE	
R	0110	111	016520	016520	511100	0000	0452	5657	98.40			WESCO DISTRIBUTION INC - Materials	Yes.GHSTASUP.VM-LUBEGLUE	
R	0110	112	016520	016520	512100	0000	0452	5654	154.66			MRC GLOBAL (US) INC. - Materials	Yes.GH4F20.7814676	
R	0110	111	016520	016520	502004	0000	0452	5657	137.40			FISHER SCIENTIFIC COMPANY LLC - Materials	Yes.GHWTRLAB.WTR LAB	
R	0110	111	016520	016520	511100	0000	0452	5657	511.69			FORBERG SCIENTIFIC INC - Materials	Yes.GHSTASUP.VM-INSTGAGE	
R	0110	111	016520	016520	511100	0000	0653	5657	14.68			FORBERG SCIENTIFIC INC - Freight	Yes.GHSTASUP.VM-INSTGAGE	
R	0110	111	016520	016520	511100	0000	0452	5657	746.15			FORBERG SCIENTIFIC INC - Materials	Yes.GHSTASUP.VM-INSTFIT	
R	0110	111	016520	016520	511100	0000	0452	5657	511.69			FORBERG SCIENTIFIC INC - Materials	Yes.GHSTASUP.VM-INSTGAGE	
R	0110	111	016520	016520	511100	0000	0653	5657	23.15			FORBERG SCIENTIFIC INC - Freight	Yes.GHSTASUP.VM-INSTGAGE	
R	0110	111	016520	016520	502100	0000	0452	5657	1,482.06			FISHER SCIENTIFIC COMPANY LLC - Materials	Yes.GHPWSOPS.SUPPLIES	
R	0110	111	016520	016520	502100	0000	0653	5657	77.50			FISHER SCIENTIFIC COMPANY LLC - Freight	Yes.GHPWSOPS.SUPPLIES	
R	0110	111	016520	016520	502004	0000	0452	5657	932.40			FISHER SCIENTIFIC COMPANY LLC - Materials	Yes.GHWTRLAB.WTR LAB	
R	0110	112	016520	016520	513100	0000	0301	5654	1,144.00			774B470A12, TYPE: AR, IEEE: 94X94Y,94Z, CATEGORY: AUXILIARY, TECHNOLOGY: ELECTRO-MECHANICAL	Yes.GH4F20.7792226	
R	0110	111	016520	016520	512100	0000	0452	5654	1,090.00			F-201-01-06-20-20-16.5-PTS	Yes.GH4F20.7291084	
R	0110	112	016520	016520	512100	0000	0452	5654	11,768.00			ORDER 102090 TOOLROOM REPLENISHMENT	Yes.GH4F20.7460397	
R	0110	112	016520	016520	512005	0000	0452	5654	3,673.00			MATERIAL TO REPAIR SIEMENS RGZVESD 125 HP, 44TCV MOTOR	Yes.GH4F20.7786648	
R	0110	112	016520	016520	513100	0000	0301	5654	4,929.00			2 STATOR COOLANT PUMP SUCTION VALVES, PREP OF PIPE AND WELD IN NEW VALVES	Yes.GH4F20.7788472	
R	0110	112	016520	016520	513100	0000	0452	5654	3,078.00			Puro-lite MB-3710	Yes.GH4F20.7624359	
R	0110	112	016520	016520	512100	0000	0452	5654	6,752.00			MATERIAL TO FABRICATE (8) 24" DIA O.D. CYLINDERS OF 1/4" THICK S316L SS PLATE, CYLINDERS TO BE 4" WIDE	Yes.GH4F20.7734030	
R	0110	112	016520	016520	513100	0000	0301	5654	4,467.00			PANT UNIT 4 MAIN CONDENSER VACUUM PUMP AND STATOR COOLER	Yes.GH4F20.7814517	
R	0110	112	016520	016520	512100	0000	0301	5654	1,520.00			UNIT 4 JOB#HCF1078	Yes.GH4F20.7722913	
R	0110	112	016520	016520	512100	0000	0301	5654	4,800.00			INSTALLATION OF TWELVE (12) ISOLATION GATE VALVES	Yes.GH4F20.7814676	
R	0110	111	016520	016520	512100	0000	0303	5654	15,531.00			MATERIAL/EQUIPMENT FOR GHENT UNIT 4 FULL BOILER INSPECTION AND FOLLOW-UP MT AND PT	Yes.GH4F20.7720887	
R	0110	112	016520	016520	513100	0000	0301	5654	13,838.00			Repairs to Buffalo Forge Pump Model:VCRE S/N:305043-001, New 4140 Shaft Option	Yes.GH4TOF20.7711330	
R	0110	111	016520	016520	513100	0000	0301	5654	93,000.00			GE GH4 CO-4 REMOVE AND INSTALL ACTUATORS	Yes.GH4TOF20.7711321	
R	0110	112	016520	016520	513100	0000	0301	5654	46,000.00			GE GH4 CO-5 SCREEN CHANGE OUT ON CRV AND MSV	Yes.GH4TOF20.7711334	
R	0110	112	016520	016520	513100	0000	0301	5654	166,312.00			GE GH4 CO-8 LPA ROTOR REPAIRS	Yes.GH4TOF20.7711327	
R	0110	112	016520	016520	513100	0000	0301	5654	6,200.00			GE GH4 CO-9 REMOVAL OF CROSSOVER BELLOW SHIELDS	Yes.GH4TOF20.7711327	
R	0110	112	016520	016520	513100	0000	0301	5654	2,000.00			GE GH4 CO-10 REMOVAL OF 2 MUSHROOM STUDS IN HP INNER SHELL AND STUCK MSA HARDWARE	Yes.GH4TOF20.7711324	
R	0110	112	016520	016520	513100	0000	0301	5654	7,714.00			GE GH4 CO-11 POWER ROLLING OF JOURNAL OF HP/RH ROTOR	Yes.GH4TOF20.7711324	
R	0110	112	016520	016520	513100	0000	0301	5654	8,870.00			GE GH4 CO-12 MACHINE 10TH STAGE DIAPHRAGM SEAL FACE	Yes.GH4TOF20.7711324	
R	0110	112	016520	016520	513100	0000	0301	5654	5,301.00			GE GH4 CO-13 CHANGE RUBBER SEALS ON ALTERREX DOG HOUSE AND LUBE TANK DOORS	Yes.GH4TOF20.7711330	
R	0110	112	016520	016520	513100	0000	0301	5654	9,450.00			GE GH4 CO-14 PREP LH OUTER CASING, SANDBLAST JOINT AND FITS	Yes.GH4TOF20.7711324	
R	0110	112	016520	016520	513100	0000	0301	5654	12,520.00			GE GH4 CO-15 DRILL AND TAP 2 BROKER HP INNER SHELL BOLTS AND 1 CROSSOVER LOCKING BOLT	Yes.GH4TOF20.7711324	
R	0110	112	016520	016520	513100	0000	0301	5654	42,500.00			GE GH4 CO-16 HP ROTOR REPAIRS OUTSIDE CONTRACT	Yes.GH4TOF20.7711324	
R	0110	112	016520	016520	513100	0000	0301	5654	47,886.00			GE GH4 CO-17 REPAIR HP CASE JOINT AND BOLT REMOVAL	Yes.GH4TOF20.7711324	
R	0110	112	016520	016520	513100	0000	0301	5654	42,500.00			GE GH4 CO-19 HP/RH ROTOR REPAIR OFF SITE	Yes.GH4TOF20.7711324	
R	0110	112	016520	016520	513100	0000	0301	5654	9,940.00			GE GH4 CO-21 EWA23 FITS FOR RH INNER SHELL AND HP NOZZLE	Yes.GH4TOF20.7711324	
R	0110	111	016520	016520	513100	0000	0452	5654	2,924.00			PART# 341A2968P0045 GASKET	Yes.GH4TOF20.7711322	
R	0110	112	016520	016520	513100	0000	0452	5654	9,380.00			SPRAL WOUND NON ASBESTOS 234A4132G0001 COLL TERMINAL	Yes.GH4TOF20.7711331	
R	0110	112	016520	016520	513100	0000	0452	5654	56,413.00			GE#48D6456G0001 OIL DEFLECTOR (ALTERREX)	Yes.GH4TOF20.7711331	
R	0110	112	016520	016520	513100	0000	0301	5654	3,080.00			BALANCE BRONZE MILL CREEK TGOPEBOP IMPELLERS	Yes.GH4TOF20.7711330	
R	0110	112	016520	016520	513100	0000	0452	5654	3,277.00			ITEM NO: 00073708 310 R STEEL BRG	Yes.GH4TOF20.7711330	
R	0110	112	016520	016520	513100	0000	0452	5654	5,295.00			P/N 09517970 6X12 SURFACE GRINDER	Yes.GH4TOF20.7711324	
R	0110	112	016520	016520	513100	0000	0452	5651	19,926.00			CARBON STEEL WATER BOX HEAD SET	Yes.GH1S20.7799293	

Database ORAOBSPROD.QEBSPROD
 Data Access Set LGE ENERGY LLC
 Ledger LGE ENERGY LLC
 Chart Of Accounts Accounting Flexfield
 Currency USD

Category	* List - Text Accrual
Source	* List - Text Spreadsheet
Accounting Date	* List - Date 4/30/2020
Group ID	Number 12046
Batch Name	Text PG-SML
Journal Name	Text J701-0110-0420
Journal Description	Text Power Generation Accrual
Reverse Journal	List - Text Yes
Reversal Period/Date	List - Text MAY-2020

Upl	Company	Product	Org	Exp Org	Account	IC	Exp Type	Loc	Debit * Number	Credit * Number	Stat Amount Number	Line Description Text	Line DFF (Project.Task) List - Text	Messages
R	0110	112	016520	016520	512100	0000	0301	5651	4,500.00			CREATE ANALYSIS RECORD FOR WELD IN QUESTION	Yes.GH1S20.7726225	
R	0110	111	016520	016520	513100	0000	0301	5651	2,120.00			TESTING OF (4) GHENT 1500 KVA TRANSFORMERS	Yes.GH1S20.7705625	
R	0110	112	016520	016520	513100	0000	0301	5651	2,120.00			TESTING OF (4) GHENT 1500 KVA TRANSFORMERS	Yes.GH1S20.7768647	
R	0110	112	016520	016520	513100	0000	0301	5651	2,120.00			TESTING OF (4) GHENT 1500 KVA TRANSFORMERS	Yes.GH1S20.7768648	
R	0110	112	016520	016520	513100	0000	0301	5651	2,120.00			TESTING OF (4) GHENT 1500 KVA TRANSFORMERS	Yes.GH1S20.7772527	
R	0110	111	016520	016520	513100	0000	0301	5651	39,721.00			GE GH4 CO-18 COMPLETE SCREEN OUTAGE GHENT UNIT 1	Yes.GH1S20.7711307	
R	0110	111	016520	016520	511100	0000	0304	5657	8,545.67			Facilities Performance Group - Supplemental Labor	Yes.GHSTRGRND.7674730	
R	0110	111	016520	016520	107001	0000	0301	5654	16,540.60			Incorp Industries LLC - Auxiliary Labor	Yes.140199.7724197	
R	0110	111	016520	016520	107001	0000	0301	5654	2,411.60			Incorp Industries LLC - Auxiliary Labor	Yes.159750.7733041	
R	0110	111	016520	016520	107001	0000	0301	5654	5,013.85			Incorp Industries LLC - Auxiliary Labor	Yes.161249.7747300	
R	0110	112	016520	016520	512100	0000	0301	5651	5,610.40			Incorp Industries LLC - Auxiliary Labor	Yes.GH1S20.7739972	
R	0110	112	016520	016520	512100	0000	0301	5654	23,397.50			Incorp Industries LLC - Auxiliary Labor	Yes.GH4F20.7710115	
R	0110	111	016520	016520	512005	0000	0301	5654	3,152.45			Incorp Industries LLC - Auxiliary Labor	Yes.GH4F20.7721734	
R	0110	112	016520	016520	512100	0000	0301	5654	2,638.40			Incorp Industries LLC - Auxiliary Labor	Yes.GH4F20.7722992	
R	0110	112	016520	016520	512100	0000	0301	5654	5,695.80			Incorp Industries LLC - Auxiliary Labor	Yes.GH4F20.7739948	
R	0110	112	016520	016520	512100	0000	0301	5654	3,983.55			Incorp Industries LLC - Auxiliary Labor	Yes.GH4F20.7805381	
R	0110	112	016520	016520	512005	0000	0301	5654	1,591.80			Incorp Industries LLC - Auxiliary Labor	Yes.GH4F20.7806042	
R	0110	112	016520	016520	513100	0000	0301	5654	39,109.45			Incorp Industries LLC - Auxiliary Labor	Yes.GH4TOP20.7710113	
R	0110	112	016520	016520	513100	0000	0301	5654	1,495.90			Incorp Industries LLC - Auxiliary Labor	Yes.GH4TOP20.7733021	
R	0110	111	016520	016520	512005	0000	0301	5652	288.60			Incorp Industries LLC - Auxiliary Labor	Yes.GHF6D.7799970	
R	0110	111	016520	016520	513100	0000	0301	5653	1,404.00			Incorp Industries LLC - Auxiliary Labor	Yes.GHMISCP1T.7621595	
R	0110	111	016520	016520	512100	0000	0301	5651	432.90			Incorp Industries LLC - Auxiliary Labor	Yes.GHPULCOAL.7782177	
R	0110	111	016520	016520	512101	0000	0301	5654	1,443.00			Incorp Industries LLC - Auxiliary Labor	Yes.GHSCR.7695468	
R	0110	111	016520	016520	513100	0000	0301	5655	734.80			Incorp Industries LLC - Auxiliary Labor	Yes.GHSVCWTR.7804788	
R	0110	111	016520	016520	513100	0000	0301	5651	1,578.45			Incorp Industries LLC - Auxiliary Labor	Yes.GHTURBGEN.7805964	
R	0110	111	016520	016520	107001	0000	0304	5654	269.92			Incorp Industries LLC - Supplemental Labor	Yes.161249.7747300	
R	0110	112	016520	016520	512100	0000	0304	5654	1,434.68			Incorp Industries LLC - Supplemental Labor	Yes.GH4F20.7710115	
R	0110	111	016520	016520	512100	0000	0304	5651	3,634.80			Incorp Industries LLC - Supplemental Labor	Yes.GHBOILER.7710048	
R	0110	111	016520	016520	512005	0000	0304	5652	269.92			Incorp Industries LLC - Supplemental Labor	Yes.GHF6D.7799970	
R	0110	111	016520	016520	513100	0000	0304	5653	269.92			Incorp Industries LLC - Supplemental Labor	Yes.GHMISCP1T.7621595	
R	0110	111	016520	016520	512100	0000	0304	5651	269.92			Incorp Industries LLC - Supplemental Labor	Yes.GHPULCOAL.7782177	
R	0110	111	016520	016520	513100	0000	0304	5651	640.16			Incorp Industries LLC - Supplemental Labor	Yes.GHTURBGEN.7805964	
R	0110	111	018834	016520	163012	0000	0301	5657	2,434.32			The Atlantic Group - Auxiliary Labor	Yes.146660KU.7387074	
R	0110	111	016520	016520	107001	0000	0301	5651	962.24			The Atlantic Group - Auxiliary Labor	Yes.158956.7592183	
R	0110	111	016520	016520	107001	0000	0301	5654	969.16			The Atlantic Group - Auxiliary Labor	Yes.160983.7642112	
R	0110	112	016520	016520	511100	0000	0301	5651	1,324.80			The Atlantic Group - Auxiliary Labor	Yes.GH1S20.7747380	
R	0110	111	016520	016520	512017	0000	0301	5654	21,013.66			The Atlantic Group - Auxiliary Labor	Yes.GH4F20.7696789	
R	0110	112	016520	016520	512100	0000	0301	5654	185.04			The Atlantic Group - Auxiliary Labor	Yes.GH4F20.7711370	
R	0110	112	016520	016520	512100	0000	0301	5654	1,628.94			The Atlantic Group - Auxiliary Labor	Yes.GH4F20.7733939	
R	0110	112	016520	016520	511100	0000	0301	5654	3,862.35			The Atlantic Group - Auxiliary Labor	Yes.GH4F20.7735826	
R	0110	112	016520	016520	512005	0000	0301	5654	1,154.20			The Atlantic Group - Auxiliary Labor	Yes.GH4F20.7789400	
R	0110	112	016520	016520	512101	0000	0301	5654	3,600.20			The Atlantic Group - Auxiliary Labor	Yes.GH4F20.7806904	
R	0110	112	016520	016520	512156	0000	0301	5654	587.60			The Atlantic Group - Auxiliary Labor	Yes.GH4F20.7824347	
R	0110	112	016520	016520	512101	0000	0301	5654	5,431.96			The Atlantic Group - Auxiliary Labor	Yes.GH4F20.7827214	
R	0110	111	016520	016520	512107	0000	0301	5657	1,219.92			The Atlantic Group - Auxiliary Labor	Yes.GHCCRASH.7310396	
R	0110	111	016520	016520	512107	0000	0301	5657	1,694.18			The Atlantic Group - Auxiliary Labor	Yes.GHCCRASH.7310396	
R	0110	111	016520	016520	512100	0000	0301	5656	990.16			The Atlantic Group - Auxiliary Labor	Yes.GHPCRASH.7788439	
R	0110	111	016520	016520	512100	0000	0301	5657	263.78			The Atlantic Group - Auxiliary Labor	Yes.GHPULHDL.7786449	
R	0110	111	016520	016520	512100	0000	0301	5657	567.80			The Atlantic Group - Auxiliary Labor	Yes.GHPULHDL.7784826	
R	0110	111	016520	016520	512100	0000	0301	5657	567.80			The Atlantic Group - Auxiliary Labor	Yes.GHPULHDL.7814510	
R	0110	111	016520	016520	512100	0000	0301	5657	980.16			The Atlantic Group - Auxiliary Labor	Yes.GHPULHDL.7823278	
R	0110	111	016520	016520	512100	0000	0301	5656	1,980.32			The Atlantic Group - Auxiliary Labor	Yes.GHPULHDL.7825504	
R	0110	111	016520	016520	512005	0000	0301	5657	486.08			The Atlantic Group - Auxiliary Labor	Yes.GHLSPREP.7695903	
R	0110	111	016520	016520	512100	0000	0301	5654	11,276.12			The Atlantic Group - Auxiliary Labor	Yes.GHPULCOAL.7733011	
R	0110	111	016520	016520	512100	0000	0301	5654	1,809.12			The Atlantic Group - Auxiliary Labor	Yes.GHPULCOAL.7746131	
R	0110	111	016520	016520	512100	0000	0301	5654	702.10			The Atlantic Group - Auxiliary Labor	Yes.GHPULCOAL.7787930	
R	0110	111	016520	016520	512100	0000	0301	5654	452.10			The Atlantic Group - Auxiliary Labor	Yes.GHPULCOAL.7792862	
R	0110	111	016520	016520	512101	0000	0301	5654	3,672.60			The Atlantic Group - Auxiliary Labor	Yes.GHSCR.7794722	
R	0110	111	016520	016520	511100	0000	0301	5657	185.04			The Atlantic Group - Auxiliary Labor	Yes.GHSTRGRND.7812384	
R	0110	111	016520	016520	511100	0000	0301	5657	310.04			The Atlantic Group - Auxiliary Labor	Yes.GHSTRGRND.7813218	
R	0110	111	018834	016520	163012	0000	0304	5657	5,175.75			The Atlantic Group - Supplemental Labor	Yes.146660KU.7387074	

Case No. 2020-00350
Attachment to Response to AG-KIUC-2 Question 22(h)
Page 88 of 166
Garrett

Database ORAOBSPROD.QEBSPROD
 Data Access Set LGE ENERGY LLC
 Ledger LGE ENERGY LLC
 Chart Of Accounts Accounting Flexfield
 Currency USD

Category	* List - Text Accrual
Source	* List - Text Spreadsheet
Accounting Date	* List - Date 4/30/2020
Group ID	Number 12046
Batch Name	Text PG-SML
Journal Name	Text J701-0110-0420
Journal Description	Text Power Generation Accrual
Reverse Journal	List - Text Yes
Reversal Period/Date	List - Text MAY-2020

Upl	Company	Product	Org	Exp Org	Account	IC	Exp Type	Loc	Debit	Credit	Stat Amount	Line Description	Line DFF (Project.Task)	Messages
					* List - Text				* Number	* Number	Number	Text	List - Text	
R	0110	111	016520	016520	107001	0000	0304	5654	132.98			The Atlantic Group - Supplemental Labor	Yes.156629.7716196	
R	0110	111	016520	016520	107001	0000	0304	5654	3,352.18			The Atlantic Group - Supplemental Labor	Yes.160983.7642112	
R	0110	112	016520	016520	512100	0000	0304	5651	163.53			The Atlantic Group - Supplemental Labor	Yes.GH1S20.7724083	
R	0110	112	016520	016520	512100	0000	0304	5651	272.54			The Atlantic Group - Supplemental Labor	Yes.GH1S20.7761829	
R	0110	111	016520	016520	512100	0000	0304	5654	1,637.78			The Atlantic Group - Supplemental Labor	Yes.GH4F20.7291084	
R	0110	111	016520	016520	512100	0000	0304	5654	12,299.44			The Atlantic Group - Supplemental Labor	Yes.GH4F20.7670078	
R	0110	112	016520	016520	512100	0000	0304	5654	463.60			The Atlantic Group - Supplemental Labor	Yes.GH4F20.7696727	
R	0110	111	016520	016520	512017	0000	0304	5654	548.73			The Atlantic Group - Supplemental Labor	Yes.GH4F20.7696789	
R	0110	112	016520	016520	512100	0000	0304	5654	348.40			The Atlantic Group - Supplemental Labor	Yes.GH4F20.7711370	
R	0110	111	016520	016520	512100	0000	0304	5654	313.60			The Atlantic Group - Supplemental Labor	Yes.GH4F20.7720820	
R	0110	111	016520	016520	512100	0000	0304	5654	762.08			The Atlantic Group - Supplemental Labor	Yes.GH4F20.7720933	
R	0110	111	016520	016520	512100	0000	0304	5654	660.00			The Atlantic Group - Supplemental Labor	Yes.GH4F20.7720959	
R	0110	111	016520	016520	512100	0000	0304	5654	40.36			The Atlantic Group - Supplemental Labor	Yes.GH4F20.7721012	
R	0110	111	016520	016520	512100	0000	0304	5654	40.36			The Atlantic Group - Supplemental Labor	Yes.GH4F20.7721013	
R	0110	111	016520	016520	512100	0000	0304	5654	80.72			The Atlantic Group - Supplemental Labor	Yes.GH4F20.7721016	
R	0110	112	016520	016520	512100	0000	0304	5654	4,693.86			The Atlantic Group - Supplemental Labor	Yes.GH4F20.7733939	
R	0110	112	016520	016520	511100	0000	0304	5654	739.52			The Atlantic Group - Supplemental Labor	Yes.GH4F20.7735826	
R	0110	112	016520	016520	512100	0000	0304	5654	2,125.03			The Atlantic Group - Supplemental Labor	Yes.GH4F20.7771282	
R	0110	112	016520	016520	512017	0000	0304	5654	921.60			The Atlantic Group - Supplemental Labor	Yes.GH4F20.7774258	
R	0110	112	016520	016520	512005	0000	0304	5654	2,853.14			The Atlantic Group - Supplemental Labor	Yes.GH4F20.7789400	
R	0110	112	016520	016520	513100	0000	0304	5654	183.00			The Atlantic Group - Supplemental Labor	Yes.GH4F20.7806890	
R	0110	112	016520	016520	512017	0000	0304	5654	1,363.99			The Atlantic Group - Supplemental Labor	Yes.GH4F20.7806898	
R	0110	112	016520	016520	512101	0000	0304	5654	3,097.08			The Atlantic Group - Supplemental Labor	Yes.GH4F20.7806904	
R	0110	112	016520	016520	512100	0000	0304	5654	2,731.64			The Atlantic Group - Supplemental Labor	Yes.GH4F20.7806988	
R	0110	112	016520	016520	512156	0000	0304	5654	988.44			The Atlantic Group - Supplemental Labor	Yes.GH4F20.7824347	
R	0110	111	016520	016520	513100	0000	0304	5654	890.04			The Atlantic Group - Supplemental Labor	Yes.GHAEETH.7776363	
R	0110	111	016520	016520	512017	0000	0304	5653	272.55			The Atlantic Group - Supplemental Labor	Yes.GHASHHDL.7769338	
R	0110	111	016520	016520	512017	0000	0304	5653	241.89			The Atlantic Group - Supplemental Labor	Yes.GHASHHDL.7769340	
R	0110	111	016520	016520	512017	0000	0304	5653	161.26			The Atlantic Group - Supplemental Labor	Yes.GHASHHDL.7769341	
R	0110	111	016520	016520	512017	0000	0304	5652	65.88			The Atlantic Group - Supplemental Labor	Yes.GHASHHDL.7793113	
R	0110	111	016520	016520	512017	0000	0304	5652	65.88			The Atlantic Group - Supplemental Labor	Yes.GHASHHDL.7793114	
R	0110	111	016520	016520	512017	0000	0304	5652	65.88			The Atlantic Group - Supplemental Labor	Yes.GHASHHDL.7793117	
R	0110	111	016520	016520	512017	0000	0304	5652	65.88			The Atlantic Group - Supplemental Labor	Yes.GHASHHDL.7793118	
R	0110	111	016520	016520	512017	0000	0304	5653	43.92			The Atlantic Group - Supplemental Labor	Yes.GHASHHDL.7804921	
R	0110	111	016520	016520	512017	0000	0304	5654	43.92			The Atlantic Group - Supplemental Labor	Yes.GHASHHDL.7804922	
R	0110	111	016520	016520	512017	0000	0304	5653	292.80			The Atlantic Group - Supplemental Labor	Yes.GHASHHDL.7813628	
R	0110	111	016520	016520	512100	0000	0304	5651	121.08			The Atlantic Group - Supplemental Labor	Yes.GHBLRDFT.7814719	
R	0110	111	016520	016520	512100	0000	0304	5653	775.36			The Atlantic Group - Supplemental Labor	Yes.GHBLRDFT.7815240	
R	0110	111	016520	016520	512100	0000	0304	5653	532.80			The Atlantic Group - Supplemental Labor	Yes.GHBLRDFT.7825491	
R	0110	111	016520	016520	512100	0000	0304	5654	65.88			The Atlantic Group - Supplemental Labor	Yes.GHBRGWTR.7785278	
R	0110	111	016520	016520	512100	0000	0304	5654	65.88			The Atlantic Group - Supplemental Labor	Yes.GHBRGWTR.7785279	
R	0110	111	016520	016520	512107	0000	0304	5657	29,345.43			The Atlantic Group - Supplemental Labor	Yes.GHCCRASH.7310396	
R	0110	111	016520	016520	512107	0000	0304	5657	9,232.58			The Atlantic Group - Supplemental Labor	Yes.GHCCRASH.7657284	
R	0110	111	016520	016520	512107	0000	0304	5657	538.96			The Atlantic Group - Supplemental Labor	Yes.GHCCRASH.7786281	
R	0110	111	016520	016520	512107	0000	0304	5657	269.48			The Atlantic Group - Supplemental Labor	Yes.GHCCRGYP.7805334	
R	0110	111	016520	016520	512107	0000	0304	5657	269.48			The Atlantic Group - Supplemental Labor	Yes.GHCCRGYP.7815806	
R	0110	111	016520	016520	512107	0000	0304	5657	269.48			The Atlantic Group - Supplemental Labor	Yes.GHCCRGYP.7815807	
R	0110	111	016520	016520	512107	0000	0304	5657	269.48			The Atlantic Group - Supplemental Labor	Yes.GHCCRGYP.7815823	
R	0110	111	016520	016520	512107	0000	0304	5657	135.08			The Atlantic Group - Supplemental Labor	Yes.GHCCRGYP.7815825	

Case No. 2020-00350
 Attachment to Response to AG-KIUC-2 Question 22(h)
 Page 89 of 166
 Garrett

Database ORAOBSPROD.OEBSPROD
 Data Access Set LGE ENERGY LLC
 Ledger LGE ENERGY LLC
 Chart Of Accounts Accounting Flexfield
 Currency USD

Category	* List - Text Accrual
Source	* List - Text Spreadsheet
Accounting Date	* List - Date 4/30/2020
Group ID	Number 12046
Batch Name	Text PG-SML
Journal Name	Text J701-0110-0420
Journal Description	Text Power Generation Accrual
Reverse Journal	List - Text Yes
Reversal Period/Date	List - Text MAY-2020

Upl	Company	Product	Org	Exp Org	Account	IC	Exp Type	Loc	Debit	Credit	Stat Amt	Line Description	Line DFF (Project.Task)	Messages
					* List - Text				* Number	* Number	Number	Text	List - Text	
R	0110	111	016520	016520	513100	0000	0304	5652	439.20			The Atlantic Group - Supplemental Labor	Yes.GHCRCWTR.7778678	
R	0110	111	016520	016520	513100	0000	0304	5654	133.60			The Atlantic Group - Supplemental Labor	Yes.GHCRCWTR.7789104	
R	0110	111	016520	016520	513100	0000	0304	5654	351.36			The Atlantic Group - Supplemental Labor	Yes.GHCRCWTR.7827948	
R	0110	111	016520	016520	513100	0000	0304	5654	263.52			The Atlantic Group - Supplemental Labor	Yes.GHCRCWTR.7827949	
R	0110	111	016520	016520	512100	0000	0304	5653	293.12			The Atlantic Group - Supplemental Labor	Yes.GHCOND.7776307	
R	0110	111	016520	016520	512100	0000	0304	5653	65.88			The Atlantic Group - Supplemental Labor	Yes.GHCOND.7791529	
R	0110	111	016520	016520	512100	0000	0304	5653	121.08			The Atlantic Group - Supplemental Labor	Yes.GHCOND.7800099	
R	0110	111	016520	016520	512100	0000	0304	5653	80.72			The Atlantic Group - Supplemental Labor	Yes.GHCOND.7801239	
R	0110	111	016520	016520	512100	0000	0304	5653	121.08			The Atlantic Group - Supplemental Labor	Yes.GHCOND.7801655	
R	0110	111	016520	016520	512100	0000	0304	5653	163.60			The Atlantic Group - Supplemental Labor	Yes.GHCOND.7815335	
R	0110	111	016520	016520	512100	0000	0304	5653	146.40			The Atlantic Group - Supplemental Labor	Yes.GHCOND.7827887	
R	0110	111	016520	016520	512100	0000	0304	5651	87.84			The Atlantic Group - Supplemental Labor	Yes.GHFDWTR.7826456	
R	0110	111	016520	016520	512100	0000	0304	5657	2,040.72			The Atlantic Group - Supplemental Labor	Yes.GHFUELHDL.7743235	
R	0110	111	016520	016520	512100	0000	0304	5657	646.08			The Atlantic Group - Supplemental Labor	Yes.GHFUELHDL.7783166	
R	0110	111	016520	016520	512100	0000	0304	5657	107.30			The Atlantic Group - Supplemental Labor	Yes.GHFUELHDL.7785518	
R	0110	111	016520	016520	512100	0000	0304	5657	121.08			The Atlantic Group - Supplemental Labor	Yes.GHFUELHDL.7786180	
R	0110	111	016520	016520	512100	0000	0304	5656	645.76			The Atlantic Group - Supplemental Labor	Yes.GHFUELHDL.7786649	
R	0110	111	016520	016520	512100	0000	0304	5657	565.32			The Atlantic Group - Supplemental Labor	Yes.GHFUELHDL.7788814	
R	0110	111	016520	016520	512100	0000	0304	5657	95.52			The Atlantic Group - Supplemental Labor	Yes.GHFUELHDL.7788935	
R	0110	111	016520	016520	512100	0000	0304	5657	212.55			The Atlantic Group - Supplemental Labor	Yes.GHFUELHDL.7790435	
R	0110	111	016520	016520	512100	0000	0304	5657	121.08			The Atlantic Group - Supplemental Labor	Yes.GHFUELHDL.7791531	
R	0110	111	016520	016520	512100	0000	0304	5657	87.84			The Atlantic Group - Supplemental Labor	Yes.GHFUELHDL.7791535	
R	0110	111	016520	016520	512100	0000	0304	5657	87.84			The Atlantic Group - Supplemental Labor	Yes.GHFUELHDL.7791695	
R	0110	111	016520	016520	512100	0000	0304	5657	143.28			The Atlantic Group - Supplemental Labor	Yes.GHFUELHDL.7794256	
R	0110	111	016520	016520	512100	0000	0304	5657	121.08			The Atlantic Group - Supplemental Labor	Yes.GHFUELHDL.7794826	
R	0110	111	016520	016520	512100	0000	0304	5657	175.80			The Atlantic Group - Supplemental Labor	Yes.GHFUELHDL.7796182	
R	0110	111	016520	016520	512100	0000	0304	5657	87.84			The Atlantic Group - Supplemental Labor	Yes.GHFUELHDL.7797820	
R	0110	111	016520	016520	512100	0000	0304	5657	183.42			The Atlantic Group - Supplemental Labor	Yes.GHFUELHDL.7799982	
R	0110	111	016520	016520	512100	0000	0304	5657	691.68			The Atlantic Group - Supplemental Labor	Yes.GHFUELHDL.7799983	
R	0110	111	016520	016520	512100	0000	0304	5657	365.79			The Atlantic Group - Supplemental Labor	Yes.GHFUELHDL.7801602	
R	0110	111	016520	016520	512100	0000	0304	5655	271.76			The Atlantic Group - Supplemental Labor	Yes.GHFUELHDL.7802370	
R	0110	111	016520	016520	512100	0000	0304	5657	403.60			The Atlantic Group - Supplemental Labor	Yes.GHFUELHDL.7814510	
R	0110	111	016520	016520	512100	0000	0304	5657	1,291.52			The Atlantic Group - Supplemental Labor	Yes.GHFUELHDL.7823278	
R	0110	111	016520	016520	512100	0000	0304	5656	340.08			The Atlantic Group - Supplemental Labor	Yes.GHFUELHDL.7824388	
R	0110	111	016520	016520	512100	0000	0304	5656	3,800.96			The Atlantic Group - Supplemental Labor	Yes.GHFUELHDL.7825504	
R	0110	111	016520	016520	512100	0000	0304	5657	271.76			The Atlantic Group - Supplemental Labor	Yes.GHFUELHDL.7826492	
R	0110	111	016520	016520	512100	0000	0304	5657	645.76			The Atlantic Group - Supplemental Labor	Yes.GHFUELHDL.7827238	
R	0110	111	016520	016520	512100	0000	0304	5657	246.30			The Atlantic Group - Supplemental Labor	Yes.GHFUELHDL.7828430	
R	0110	111	016520	016520	501090	0000	0304	5657	35,871.12			The Atlantic Group - Supplemental Labor	Yes.GHFUELOPS.6812084	
R	0110	111	016520	016520	512005	0000	0304	5657	2,011.00			The Atlantic Group - Supplemental Labor	Yes.GHLSHDL.7674474	
R	0110	111	016520	016520	512005	0000	0304	5657	63.76			The Atlantic Group - Supplemental Labor	Yes.GHLSHDL.7781586	
R	0110	111	016520	016520	512005	0000	0304	5657	87.90			The Atlantic Group - Supplemental Labor	Yes.GHLSHDL.7787203	
R	0110	111	016520	016520	512005	0000	0304	5657	323.04			The Atlantic Group - Supplemental Labor	Yes.GHLSPREP.7695903	
R	0110	111	016520	016520	514100	0000	0304	5657	286.56			The Atlantic Group - Supplemental Labor	Yes.GHMISPLT.7787199	
R	0110	111	016520	016520	514100	0000	0304	5657	63.76			The Atlantic Group - Supplemental Labor	Yes.GHMISPLT.7791588	
R	0110	111	016520	016520	514100	0000	0304	5657	206.22			The Atlantic Group - Supplemental Labor	Yes.GHMISPLT.7792323	
R	0110	111	016520	016520	514100	0000	0304	5657	80.76			The Atlantic Group - Supplemental Labor	Yes.GHMISPLT.7797976	
R	0110	111	016520	016520	511100	0000	0304	5657	582.24			The Atlantic Group - Supplemental Labor	Yes.GHMISPLT.7804772	
R	0110	111	016520	016520	514100	0000	0304	5657	674.40			The Atlantic Group - Supplemental Labor	Yes.GHMISPLT.7807894	

Case No. 2020-00350
 Attachment to Response to AG-KIUC-2 Question 22(h)
 Page 90 of 166
 Garrett

Category	* List - Text Accrual
Source	* List - Text Spreadsheet
Accounting Date	* List - Date 4/30/2020
Group ID	Number 12046
Batch Name	Text PG-SML
Journal Name	Text J701-0110-0420
Journal Description	Text Power Generation Accrual
Reverse Journal	List - Text Yes
Reversal Period/Date	List - Text MAY-2020

Upl	Company	Product	Org	Exp Org	Account	IC	Exp Type	Loc	Debit	Credit	Stat Amt	Line Description	Line DFF (Project.Task)	Messages
					* List - Text				* Number	* Number	Number	Text	List - Text	
R		0110	111	016520	016520	514100	0000	0304	5657			The Atlantic Group - Supplemental Labor	Yes.GHMISCPLT.7823347	
R		0110	111	016520	016520	511100	0000	0304	5657	351.36		The Atlantic Group - Supplemental Labor	Yes.GHMISCPLT.7827198	
R		0110	111	016520	016520	512100	0000	0304	5651	241.56		The Atlantic Group - Supplemental Labor	Yes.GHPULCOAL.7716163	
R		0110	111	016520	016520	512100	0000	0304	5654	13,147.20		The Atlantic Group - Supplemental Labor	Yes.GHPULCOAL.7733011	
R		0110	111	016520	016520	512100	0000	0304	5654	3,008.44		The Atlantic Group - Supplemental Labor	Yes.GHPULCOAL.7746131	
R		0110	111	016520	016520	512100	0000	0304	5653	80.72		The Atlantic Group - Supplemental Labor	Yes.GHPULCOAL.7783202	
R		0110	111	016520	016520	512100	0000	0304	5653	80.72		The Atlantic Group - Supplemental Labor	Yes.GHPULCOAL.7789869	
R		0110	111	016520	016520	512100	0000	0304	5652	80.72		The Atlantic Group - Supplemental Labor	Yes.GHPULCOAL.7791532	
R		0110	111	016520	016520	512100	0000	0304	5651	43.92		The Atlantic Group - Supplemental Labor	Yes.GHPULCOAL.7791536	
R		0110	111	016520	016520	512100	0000	0304	5651	80.72		The Atlantic Group - Supplemental Labor	Yes.GHPULCOAL.7791537	
R		0110	111	016520	016520	512100	0000	0304	5654	80.72		The Atlantic Group - Supplemental Labor	Yes.GHPULCOAL.7791586	
R		0110	111	016520	016520	512100	0000	0304	5653	80.72		The Atlantic Group - Supplemental Labor	Yes.GHPULCOAL.7798246	
R		0110	111	016520	016520	512100	0000	0304	5654	702.72		The Atlantic Group - Supplemental Labor	Yes.GHPULCOAL.7815216	
R		0110	111	016520	016520	502100	0000	0304	5657	15,742.24		The Atlantic Group - Supplemental Labor	Yes.GHPWOPPS.7814534	
R		0110	111	016520	016520	512101	0000	0304	5654	1,727.96		The Atlantic Group - Supplemental Labor	Yes.GHSCR.7794722	
R		0110	111	016520	016520	512100	0000	0304	5653	272.55		The Atlantic Group - Supplemental Labor	Yes.GHSOOTBLR.7568955	
R		0110	111	016520	016520	512100	0000	0304	5651	92.52		The Atlantic Group - Supplemental Labor	Yes.GHSOOTBLR.7786215	
R		0110	111	016520	016520	512100	0000	0304	5653	92.52		The Atlantic Group - Supplemental Labor	Yes.GHSOOTBLR.7786225	
R		0110	111	016520	016520	512100	0000	0304	5651	80.63		The Atlantic Group - Supplemental Labor	Yes.GHSOOTBLR.7791765	
R		0110	111	016520	016520	512100	0000	0304	5653	80.63		The Atlantic Group - Supplemental Labor	Yes.GHSOOTBLR.7791796	
R		0110	111	016520	016520	512100	0000	0304	5653	241.89		The Atlantic Group - Supplemental Labor	Yes.GHSOOTBLR.7799304	
R		0110	111	016520	016520	512100	0000	0304	5653	773.15		The Atlantic Group - Supplemental Labor	Yes.GHSOOTBLR.7829809	
R		0110	111	016520	016520	511100	0000	0304	5657	1,316.39		The Atlantic Group - Supplemental Labor	Yes.GHSTRGRND.7381791	
R		0110	111	016520	016520	511100	0000	0304	5657	2,443.98		The Atlantic Group - Supplemental Labor	Yes.GHSTRGRND.7426173	
R		0110	111	016520	016520	511100	0000	0304	5657	2,787.30		The Atlantic Group - Supplemental Labor	Yes.GHSTRGRND.7426176	
R		0110	111	016520	016520	511100	0000	0304	5657	5,223.09		The Atlantic Group - Supplemental Labor	Yes.GHSTRGRND.7426180	
R		0110	111	016520	016520	511100	0000	0304	5657	445.02		The Atlantic Group - Supplemental Labor	Yes.GHSTRGRND.7791644	
R		0110	111	016520	016520	511100	0000	0304	5657	351.36		The Atlantic Group - Supplemental Labor	Yes.GHSTRGRND.7798032	
R		0110	111	016520	016520	511100	0000	0304	5657	161.52		The Atlantic Group - Supplemental Labor	Yes.GHSTRGRND.7812384	
R		0110	111	016520	016520	511100	0000	0304	5657	161.52		The Atlantic Group - Supplemental Labor	Yes.GHSTRGRND.7813218	
R		0110	111	016520	016520	511100	0000	0304	5653	181.88		The Atlantic Group - Supplemental Labor	Yes.GHSTRGRND.7827964	
R		0110	111	016520	016520	511100	0000	0304	5657	87.84		The Atlantic Group - Supplemental Labor	Yes.GHSTRGRND.7828488	
R		0110	111	016520	016520	513100	0000	0304	5656	80.72		The Atlantic Group - Supplemental Labor	Yes.GHSVCWTR.7813205	
R		0110	111	016520	016520	513100	0000	0304	5654	43.92		The Atlantic Group - Supplemental Labor	Yes.GHTURBGEN.7767779	
R		0110	111	016520	016520	513100	0000	0304	5654	65.88		The Atlantic Group - Supplemental Labor	Yes.GHTURBGEN.7772760	
R		0110	111	016520	016520	513100	0000	0304	5654	21.96		The Atlantic Group - Supplemental Labor	Yes.GHTURBGEN.7788812	
R		0110	111	016520	016520	513100	0000	0304	5654	21.96		The Atlantic Group - Supplemental Labor	Yes.GHTURBGEN.7788813	
R		0110	111	016520	016520	513100	0000	0304	5654	43.92		The Atlantic Group - Supplemental Labor	Yes.GHTURBGEN.7789675	
R		0110	111	016520	016520	513100	0000	0304	5652	21.96		The Atlantic Group - Supplemental Labor	Yes.GHTURBGEN.7789676	
R		0110	111	016520	016520	513100	0000	0304	5652	21.96		The Atlantic Group - Supplemental Labor	Yes.GHTURBGEN.7789845	
R		0110	111	016520	016520	513100	0000	0304	5652	21.96		The Atlantic Group - Supplemental Labor	Yes.GHTURBGEN.7789846	
R		0110	111	016520	016520	513100	0000	0304	5653	43.92		The Atlantic Group - Supplemental Labor	Yes.GHTURBGEN.7791518	
R		0110	111	016520	016520	513100	0000	0304	5653	43.92		The Atlantic Group - Supplemental Labor	Yes.GHTURBGEN.7791519	
R		0110	111	016520	016520	513100	0000	0304	5653	131.76		The Atlantic Group - Supplemental Labor	Yes.GHTURBGEN.7791520	
R		0110	111	016520	016520	512100	0000	0304	5656	40.36		The Atlantic Group - Supplemental Labor	Yes.GHWTRTRM.7787201	
R		0110	111	016520	016520	506159	0000	0304	5653	1,534.25		Facilities Performance Group - Supplemental Labor	Yes.GHSO3OPS.7676212	
R		0110	111	016520	016520	506159	0000	0304	5654	1,567.94		Facilities Performance Group - Supplemental Labor	Yes.GHSO3OPS.7676235	
R		0110	111	016520	016520	506159	0000	0304	5652	1,543.88		Facilities Performance Group - Supplemental Labor	Yes.GHSO3OPS.7676236	
R		0110	111	016520	016520	506159	0000	0304	5651	1,546.09		Facilities Performance Group - Supplemental Labor	Yes.GHSO3OPS.7680882	

Database ORAOBSPROD.QEBSPROD
 Data Access Set LGE ENERGY LLC
 Ledger LGE ENERGY LLC
 Chart Of Accounts Accounting Flexfield
 Currency USD

Category	* List - Text Accrual
Source	* List - Text Spreadsheet
Accounting Date	* List - Date 4/30/2020
Group ID	Number 12046
Batch Name	Text PG-SML
Journal Name	Text J701-0110-0420
Journal Description	Text Power Generation Accrual
Reverse Journal	List - Text Yes
Reversal Period/Date	List - Text MAY-2020

Upl	Company	Product	Org	Exp Org	Account	IC	Exp Type	Loc	Debit	Credit	Stat Amount	Line Description	Line DFF (Project.Task)	Messages
				* List - Text					* Number	* Number	Number	Text	List - Text	
R	0110	111	016520	016520	511100	0000	0304	5657	4,077.10			Facilities Performance Group - Supplemental Labor	Yes.GHSTRGRND.7674730	
R	0110	111	016520	016520	511100	0000	0304	5651	3,211.42			Facilities Performance Group - Supplemental Labor	Yes.GHSTRGRND.7675256	
R	0110	111	016520	016520	511100	0000	0304	5657	1,697.24			Facilities Performance Group - Supplemental Labor	Yes.GHSTRGRND.7676245	
R	0110	111	016520	016520	511100	0000	0304	5657	3,821.24			Facilities Performance Group - Supplemental Labor	Yes.GHSTRGRND.7676250	
R	0110	111	016520	016520	511100	0000	0304	5657	2,615.36			Facilities Performance Group - Supplemental Labor	Yes.GHSTRGRND.7710027	
R	0110	111	016220	016300	186075	0000	0375	5636	15,818.75			BRCT LTSA Fixed/EQH Fee for CT6 Serv	Yes.156327KU.BRCT6	
R	0110	111	016220	016300	186075	0000	0375	5637	10,346.43			BRCT LTSA Fixed/EQH Fee for CT7 Serv	Yes.156327KU.BRCT7	
R	0100	111	002040	016300	186075	0110	0375	0460	9,895.38			BRCT LTSA Fixed/EQH Fee for CT6 Serv	Yes.156327LGE.BRCT6	
R	0100	111	002040	016300	186075	0110	0375	0461	6,341.38			BRCT LTSA Fixed/EQH Fee for CT7 Serv	Yes.156327LGE.BRCT7	
R	0110	111	016710	002130	186074	0100	0375	0172	43,301.19			CR7 LTPC Variable Fee CT1 Service (KU) Siemens - Q2	Yes.CR7LTPCKU.LTPC186	
R	0110	111	016710	002130	186074	0100	0475	0172	106,013.26			CR7 LTPC Variable Fee CT1 Matl (KU) Siemens - Q2	Yes.CR7LTPCKU.LTPC186	
R	0110	111	016710	002130	186074	0100	0375	0172	49,716.59			CR7 LTPC Variable Fee CT2 Service (KU) Siemens - Q2	Yes.CR7LTPCKU.LTPC186	
R	0110	111	016710	002130	186074	0100	0475	0172	121,719.92			CR7 LTPC Variable Fee CT2 Matl (KU) Siemens - Q2	Yes.CR7LTPCKU.LTPC186	
R	0110	105	015590	015590	232031	0000	0699	0000		1,744,559.13				Yes.112958.232031
R	0110	105	015590	015590	232032	0000	0699	0000		79,228.00				Yes.112958.232032
R	0110	105	015590	015590	232033	0000	0699	0000		-				Yes.112958.232033
R	0110	111	015590	006250	232001	0100	0699	0000		336,787.68			Power Generation Monthly Accrual	Yes.112958.PPD
R	0110	111	015590	015590	232001	0000	0699	0000		1,961,530.30			Power Generation Monthly Accrual	Yes.112958.PPD
R	0110	111	015590	015590	143012	0000	0699	0000	245,645.12			Power Generation Monthly Accrual-Beneficial ReUse	Yes.112958.143012	
R	0110	111	015590	015590	143012	0000	0699	0000				Power Generation Inventory	Yes.112958.143012	
Totals:									4,375,848.23	4,375,848.23				

Description: Power Generation Accrual

Prepared by: S Laster Approved by: Stacy Ritchey Posted by: S Laster

Upload/Concurrent ID: 52363323 Posted/Concurrent ID: 52363844

Reverse Concurrent ID: 52395783 Reversal Posted/Concurrent ID: 52395786

Database ORAOBSPROD.OEBSPROD
 Data Access Set LGE ENERGY LLC
 Ledger LGE ENERGY LLC
 Chart Of Accounts Accounting Flexfield
 Currency USD

Category * List - Text Accrual
 Source * List - Text Spreadsheet
 Accounting Date * List - Date 5/31/2020
 Group ID Number 12046
 Batch Name Text PG-SML
 Journal Name Text J701-0110-0520
 Journal Description Text Power Generation Accrual
 Reverse Journal List - Text Yes
 Reversal Period/Date List - Text JUN-2020

Upl	Company	Product	Org	Exp Org	Account	IC	Exp Type	Loc	Debit	Credit	Stat Amount	Line Description	Line DFF (Project.Task)	Messages
					* List - Text				* Number	* Number	Number	Text	List - Text	
		0110	111	016520	016520	513100	0000	0301	5654			JYL, Inv 106776	Yes.GH4TOF20.7711321	
		0110	111	016520	016520	107001	0000	0301	5654	20,536.80		JYL, Inv 106776	Yes.162409.7799927	
		0110	111	016520	016520	107001	0000	0301	5654	2,322.00		JYL, Inv 106776	Yes.161302.7721653	
		0110	111	016520	016520	107001	0000	0301	5654	619.20		JYL, Inv 106776	Yes.160894.7721657	
		0110	111	016520	016520	107001	0000	0301	5654	928.80		JYL, Inv 106776	Yes.161451.7737090	
		0110	111	016520	016520	107001	0000	0301	5654	928.80		JYL, Inv 106776	Yes.161743.7760063	
		0110	111	016520	016520	107001	0000	0301	5654	2,373.60		JYL, Inv 106776	Yes.162410.7805355	
		0110	111	016220	016220	512005	0000	0452	5630	88,736.00		Accrual-PO 693460-ATLAS COPCO COM	Yes.155481.7842257	
		0110	111	016220	016220	512005	0000	0452	5630	88,736.00		Accrual-PO 693460-ATLAS COPCO COM	Yes.155482.7842258	
		0110	111	016220	016220	426501	0000	0301	5623	1,839.80		Accrual-PO 683452-RUMPKE OF KENTU	Yes.BRADMIN.HERLAKE	
		0110	111	016220	016220	513100	0000	0301	5623	13,000.00		Accrual-PO 685839-AMETEK SOLIDSTAT	Yes.BRAEOTH.7748201	
		0110	111	016220	016220	512107	0000	0301	5620	6,450.00		Accrual-PO 692710-DOSS AND HORKY I	Yes.BRCCRFY.7846036	
		0110	111	016220	016220	513100	0000	0301	5623	5,000.00		Accrual-PO 689754-INTERNATIONAL CO	Yes.BRCIRCWAT.5623	
		0110	111	016220	016220	513100	0000	0301	5623	5,000.00		Accrual-PO 693311-LEBANON POWER A	Yes.BRCIRCWAT.7852198	
		0110	111	016220	016220	514100	0000	0452	5620	2,499.00		Accrual-PO 691696-PROCESS PUMP AN	Yes.BRMISCEQ.5620	
		0110	111	016220	016220	514100	0000	0301	5620	1,500.00		Accrual-PO 691933-WILSON EQUIPME	Yes.BRMISCEQ.7793788	
		0110	111	016220	016220	513100	0000	0301	5623	5,000.00		Accrual-PO 691987-MURPHY ELEVATOR	Yes.BRMISCEQ.7084967	
		0110	111	016220	016220	513100	0000	0301	5623	631.00		Accrual-PO 692394-ABELL ELEVATOR IN	Yes.BRMISCEQ.7084967	
		0110	111	016220	016220	506100	0000	0301	5620	3,948.17		Accrual-PO 693437-MPW INDUSTRIAL S	Yes.BRMISCEXP.COVID19	
		0110	111	016220	016220	511100	0000	0301	5620	3,000.00		Accrual-PO 619111-INCORP INDUSTRIES	Yes.BRSTRGR.5620	
		0110	111	016220	016220	511100	0000	0301	5620	2,264.40		Accrual-PO 690118-FALLS CITY FENCE C	Yes.BRSTRGR.7789500	
		0110	111	016220	016220	511100	0000	0301	5620	2,890.00		Accrual-PO 692479-BAIN LAWN & LANDS	Yes.BRSTRGR.7789500	
		0110	111	016220	016220	511100	0000	0301	5624	700.00		Accrual-PO 693309-CSS MECHANICAL-V	Yes.BRSTRGR.7852163	
		0110	111	016220	016220	511100	0000	0301	5620	500.00		Accrual-PO 693310-CSS MECHANICAL-V	Yes.BRSTRGR.7852127	
		0110	111	016220	016220	513100	0000	0301	5623	9,500.00		Accrual-PO 692171-BASLER ELECTRIC-V	Yes.BRTURGEN.7838537	
		0110	111	016220	016220	512100	0000	0301	5620	14,646.00		Accrual-PO 688535-HACH COMPANY-SE	Yes.BRWATTRT.5620	
		0110	111	016300	016300	554100	0000	0452	5633	5,549.21		Accrual-PO 690170-DONALDSON COMP	Yes.BRCTPRFLT.5633	
		0110	111	016220	016220	107001	0000	0301	5623	31,120.00		Accrual-PO -ETSI-QAQC for PJFF Bag Re	Yes.135102.107001	
		0110	111	016220	016220	107001	0000	0301	5623	31,435.00		Accrual-PO -CC&E -SCR TUNING	Yes.151992.107001	
		0110	111	016220	016220	107001	0000	0301	5623	206,000.00		Accrual-PO 666017-KSB INC-INSPECTIO	Yes.158723.107001	
		0110	111	016220	016220	107001	0000	0301	5623	18,000.00		Accrual-PO 682257-WEG ELECTRIC COR	Yes.159154.107001	
		0110	111	016220	016220	107001	0000	0301	5623	15,000.00		Accrual-PO 625222-READY ELECTRIC C	Yes.159641.7178642	
		0110	111	016220	016220	107001	0000	0452	5623	12,637.65		Accrual-PO 690866-AIR TECHNOLOGIES	Yes.162618.107001	
		0110	111	016220	016220	108901	0000	0301	5623	2,248.00		Accrual-PO 690866-AIR TECHNOLOGIES	Yes.162618.108901	
		0110	111	016300	016300	107001	0000	0301	5645	53,953.28		Accrual-PO 654114-MICHELS CORPORA	Yes.144541.107001	
		0110	111	016300	016300	107001	0000	0452	5645	18,000.00		Accrual-PO 687434-LEWIS METAL WOR	Yes.144541.107001	
		0110	111	016300	016300	107001	0000	0301	5645	28,730.00		Accrual-PO 687434-LEWIS METAL WOR	Yes.144541.107001	
		0110	111	016300	016300	107001	0000	0301	5642	15,952.20		Accrual-PO 692467-EN ENGINEERING-G	Yes.157267.107001	
		0110	111	016300	016300	549100	0000	0301	5636	900.00		Accrual-PO 635044-Airgas-Mid America-C	Yes.BRCTMEXP.CT6GAS	
		0110	111	016300	016300	549100	0000	0301	5637	900.00		Accrual-PO 635044-Airgas-Mid America-C	Yes.BRCTMEXP.CT7GAS	
		0110	111	016220	016220	505100	0000	0301	5620	950.00		Accrual-PO 543337-Airgas-Mid America-B	Yes.BRHYDCRBN.5620	
		0110	111	016220	016220	502002	0000	0413	5620	5,000.00		Accrual-PO 580526-Brenntag MidSouth-BR	Yes.BRWTCHEM.5620	
		0110	111	016220	016220	511100	0000	0303	5620	3,000.00		Accrual-PO -Day & Zimmerman-Cleaning S	Yes.BRSTRGR.5620	
		0110	111	016220	016220	514100	0000	0301	5620	7,000.00		Accrual-PO 637541-Black and Veatch Con	Yes.BRSFWLIC.RPM	
		0110	111	016220	016220	502013	0000	0304	5620	61,000.00		Accrual-PO -SAILA-Landfill Operation	Yes.BRLANDFIL.502013	
		0110	111	016380	016220	554100	0000	0301	6001	3,570.00		Accrual-PO 639730-BAIN'S LAWN & LAN	Yes.SLRSHRMT.C.MOWING	
		0110	111	016220	016020	514100	0000	0301	5605	3,784.29		Accrual-PO 639730-BAIN'S LAWN & LAN	Yes.TYMISCEXP.MOWING	
		0110	111	016220	016220	506100	0000	0301	5620	12,514.28		Accrual-PO 639730-BAIN'S LAWN & LAN	Yes.BRMISCEXP.MOWING	
		0110	111	016300	016300	549100	0000	0301	5642	2,502.86		Accrual-PO 639730-BAIN'S LAWN & LAN	Yes.BRCTMEXP.MOWING	
		0110	111	016910	016220	539100	0000	0301	5691	1,668.57		Accrual-PO 639730-BAIN'S LAWN & LAN	Yes.DXMISCEXP.MOWING	
		0110	111	016300	016220	549100	0000	0663	5642	1,000.00		Accrual-PO 659558-Lake Village-Water	Yes.BRCTWTUSE.5642	
		0110	111	016220	016220	506100	0000	0663	5620	1,000.00		Accrual-PO 659558-Lake Village-Water	Yes.BRWTRUSE.5620	
		0110	111	016220	016220	512017	0000	0304	5620	269.20		Accrual-PO-DAY & ZIMMERMAN (ATLAN	Yes.BRASHHAND.7827653	
		0110	111	016220	016220	512017	0000	0304	5620	269.20		Accrual-PO-DAY & ZIMMERMAN (ATLAN	Yes.BRASHHAND.7828136	
		0110	111	016220	016220	512017	0000	0304	5620	269.20		Accrual-PO-DAY & ZIMMERMAN (ATLAN	Yes.BRASHHAND.7828136	
		0110	111	016220	016220	512005	0000	0304	5630	74.38		Accrual-PO-DAY & ZIMMERMAN (ATLAN	Yes.BRFGLDHD.7826242	

Case No. 2020-00350

Attachment to Response to AG-KIUC-2 Question 22(h)

Page 93 of 166

Garrett

Database ORAOEBSPROD.OEBSPROD
 Data Access Set LGE ENERGY LLC
 Ledger LGE ENERGY LLC
 Chart Of Accounts Accounting Flexfield
 Currency USD

Category * List - Text Accrual
 Source * List - Text Spreadsheet
 Accounting Date * List - Date 5/31/2020
 Group ID Number 12046
 Batch Name Text PG-SML
 Journal Name Text J701-0110-0520
 Journal Description Text Power Generation Accrual
 Reverse Journal List - Text Yes
 Reversal Period/Date List - Text JUN-2020

Upl	Company	Product	Org	Exp Org	Account	IC	Exp Type	Loc	Debit	Credit	Stat Amount	Line Description	Line DFF (Project.Task)	Messages
					* List - Text				* Number	* Number	Number	Text	List - Text	
		0110	111	016220	016220	512100	0000	0304	5620			Accrual-PO-DAY & ZIMMERMAN (ATLAN	Yes.BRFUELHAN.7823968	J
		0110	111	016220	016220	512100	0000	0304	5620	120.49		Accrual-PO-DAY & ZIMMERMAN (ATLAN	Yes.BRFUELHAN.7813821	J
		0110	111	016220	016220	512100	0000	0304	5620	30.67		Accrual-PO-DAY & ZIMMERMAN (ATLAN	Yes.BRFUELHAN.7829108	J
		0110	111	016220	016220	512100	0000	0304	5620	33.65		Accrual-PO-DAY & ZIMMERMAN (ATLAN	Yes.BRFUELHAN.7826889	J
		0110	111	016220	016220	512100	0000	0304	5620	29.57		Accrual-PO-DAY & ZIMMERMAN (ATLAN	Yes.BRFUELHAN.7825166	J
		0110	111	016220	016220	512100	0000	0304	5620	29.57		Accrual-PO-DAY & ZIMMERMAN (ATLAN	Yes.BRFUELHAN.7830562	J
		0110	111	016220	016220	512100	0000	0304	5620	256.34		Accrual-PO-DAY & ZIMMERMAN (ATLAN	Yes.BRFUELHAN.7851504	J
		0110	111	016220	016220	514100	0000	0304	5620	292.96		Accrual-PO-DAY & ZIMMERMAN (ATLAN	Yes.BRMISCEQ.7850724	J
		0110	111	016220	016220	514100	0000	0304	5620	117.78		Accrual-PO-DAY & ZIMMERMAN (ATLAN	Yes.BRMISCEQ.7831957	J
		0110	111	016220	016220	514100	0000	0304	5620	151.42		Accrual-PO-DAY & ZIMMERMAN (ATLAN	Yes.BRMISCEQ.7830720	J
		0110	111	016220	016220	514100	0000	0304	5620	100.95		Accrual-PO-DAY & ZIMMERMAN (ATLAN	Yes.BRMISCEQ.7832592	J
		0110	111	016220	016220	513100	0000	0304	5620	16.82		Accrual-PO-DAY & ZIMMERMAN (ATLAN	Yes.BRMISCEQ.7828015	J
		0110	111	016220	016220	514100	0000	0304	5620	84.12		Accrual-PO-DAY & ZIMMERMAN (ATLAN	Yes.BRMISCEQ.7834647	J
		0110	111	016220	016220	514100	0000	0304	5620	100.95		Accrual-PO-DAY & ZIMMERMAN (ATLAN	Yes.BRMISCEQ.7844093	J
		0110	111	016220	016220	514100	0000	0304	5620	84.12		Accrual-PO-DAY & ZIMMERMAN (ATLAN	Yes.BRMISCEQ.7829225	J
		0110	111	016220	016220	511100	0000	0304	5620	2,522.12		Accrual-PO-DAY & ZIMMERMAN (ATLAN	Yes.BRSTRGR.7084290	J
		0110	111	016220	016220	511100	0000	0304	5620	4,339.73		Accrual-PO-DAY & ZIMMERMAN (ATLAN	Yes.BRSTRGR.7769243	J
		0110	111	016220	016220	511100	0000	0304	5623	87.96		Accrual-PO-PIC-TRAC SERVICES	Yes.BRSTRGR.7837258	J
		0110	111	016220	016220	511100	0000	0304	5620	1,092.52		Accrual-PO-PIC-TRAC SERVICES	Yes.BRSTRGR.7844111	J
		0110	111	016220	016220	511100	0000	0304	5620	111.57		Accrual-PO-DAY & ZIMMERMAN (ATLAN	Yes.BRSTRGR.7829350	J
		0110	111	016220	016220	511100	0000	0304	5620	292.96		Accrual-PO-DAY & ZIMMERMAN (ATLAN	Yes.BRSTRGR.7850722	J
		0110	111	016220	016220	511100	0000	0304	5620	50.48		Accrual-PO-DAY & ZIMMERMAN (ATLAN	Yes.BRSTRGR.7827408	J
		0110	111	016220	016220	511100	0000	0304	5620	148.76		Accrual-PO-DAY & ZIMMERMAN (ATLAN	Yes.BRSTRGR.7827657	J
		0110	111	016220	016220	511100	0000	0304	5620	73.24		Accrual-PO-DAY & ZIMMERMAN (ATLAN	Yes.BRSTRGR.7828147	J
		0110	111	016220	016220	511100	0000	0304	5620	73.24		Accrual-PO-DAY & ZIMMERMAN (ATLAN	Yes.BRSTRGR.7828169	J
		0110	111	016910	016220	544100	0000	0304	5691	67.30		Accrual-PO-DAY & ZIMMERMAN (ATLAN	Yes.DXAE.7827330	J
		0110	111	016910	016220	545100	0000	0304	5691	678.54		Accrual-PO-DAY & ZIMMERMAN (ATLAN	Yes.DXMPE.7793790	J
		0110	111	016910	016220	542100	0000	0304	5691	229.98		Accrual-PO-DAY & ZIMMERMAN (ATLAN	Yes.DXSTRGR.7828980	J
		0110	111	016910	016220	542100	0000	0304	5691	38.33		Accrual-PO-DAY & ZIMMERMAN (ATLAN	Yes.DXSTRGR.7829348	J
		0110	111	016220	016220	512005	0000	0304	5630	669.40		Accrual-PO-PIC-TRAC SERVICES	Yes.BRFGDABS.7849905	J
		0110	111	016220	016220	512005	0000	0304	5630	186.64		Accrual-PO-PIC-TRAC SERVICES	Yes.BRFGDABS.7852248	J
		0110	111	016220	016220	502013	0000	0304	5620	2,768.43		Accrual-PO-DAY & ZIMMERMAN (ATLAN	Yes.BRCROPS.7322092	J
		0110	111	016300	016220	554100	0000	0304	5642	36.62		Accrual-PO-DAY & ZIMMERMAN (ATLAN	Yes.BRCTMPE.7829047	J
		0110	111	016220	016220	501090	0000	0304	5620	13,906.89		Accrual-PO-DAY & ZIMMERMAN (ATLAN	Yes.BROPSFH.7794658	J
		0110	111	016910	016220	544100	0000	0304	5691	73.24		Accrual-PO-DAY & ZIMMERMAN (ATLAN	Yes.DXTURGEN.7842100	J
		0110	111	016220	016220	512107	0000	0304	5620	73.24		Accrual-PO-DAY & ZIMMERMAN (ATLAN	Yes.BRCRCBOT.7826453	J
		0110	111	016300	016220	552100	0000	0304	5633	183.10		Accrual-PO-DAY & ZIMMERMAN (ATLAN	Yes.BRCTSTOR.7847246	J
		0110	111	016300	016220	552100	0000	0304	5642	36.62		Accrual-PO-DAY & ZIMMERMAN (ATLAN	Yes.BRCTSG.7826644	J
		0110	111	016300	016220	552100	0000	0304	5642	36.62		Accrual-PO-DAY & ZIMMERMAN (ATLAN	Yes.BRCTSG.7828965	J
		0110	111	016220	016220	108901	0000	0304	5620	146.48		Accrual-PO-DAY & ZIMMERMAN (ATLAN	Yes.148002.7849856	J
		0110	111	016300	016220	553010	0000	0304	5639	146.48		Accrual-PO-DAY & ZIMMERMAN (ATLAN	Yes.BRCTAUXBL.7825069	J
		0110	111	016300	016220	553010	0000	0304	5641	146.48		Accrual-PO-DAY & ZIMMERMAN (ATLAN	Yes.BRCTAUXBL.7825083	J
		0110	111	016220	016220	511100	0000	0303	5620	750.70		Accrual-PO-PIC-TRAC SERVICES	Yes.BRSTRGR.7432018	J
		0110	111	016520	016520	512100	0000	0304	5651	1,920.00		SUPERINTENDENT TIME TRACKING	Yes.GHBOILER.7710048	J
		0110	111	016520	016520	511100	0000	0304	5654	630.00		INCORP	Yes.GHSTRGRND.7844962	J
		0110	112	016520	016520	512005	0000	0301	5652	6,540.00		U-4 BOILER LAGGING HOLE NEEDS		J
		0110	112	016520	016520	512100	0000	0301	5654	2,250.00		REPAIRED	Yes.GH2S20.7827849	J
		0110	111	016520	016520	512101	0000	0304	5657	270.00		2-3 ABS INLET DUCT NEEDS ROOF		J
		0110	111	016520	016520	512100	0000	0301	5653	800.00		REPAIRED	Yes.GH4F20.7710115	J
		0110	111	016520	016520	512100	0000	0301	5653	800.00		U-4 SPRING OUTAGE SUPPORT		J
		0110	111	016520	016520	512100	0000	0301	5653	800.00		CLEAN UP	Yes.GH4F20.7710115	J
		0110	111	016520	016520	512100	0000	0301	5653	800.00		AMMONIA FARM EYE WASH		J
		0110	111	016520	016520	512100	0000	0301	5653	800.00		SHWR.INSULATE	Yes.GHSCR.7829961	J
		0110	111	016520	016520	512100	0000	0301	5653	800.00		U-3 SCAFOOLD BUILD FOR AH STEAM		J
		0110	111	016520	016520	512100	0000	0301	5654	2,610.00		DRAIN LINE	Yes.GHSOOTBLR.7831812	J
		0110	111	016520	016520	512100	0000	0301	5654	2,610.00		U-4 SCAFOOLD BUILD FOR AH STEAM		J
		0110	111	016520	016520	513100	0000	0304	5652	860.00		DRAIN LINE	Yes.GHSOOTBLR.7831804	J
		0110	111	016520	016520	512107	0000	0304	5662	400.00		U-2 MSSV DRAIN LINE REINSULATE		J
		0110	111	016520	016520	512107	0000	0304	5662	400.00		U-2 SUMP PMP.INERT FINES BLDG.		J
		0110	111	016520	016520	512107	0000	0304	5662	400.00		INSULATE DISCHG.LINE	Yes.GHCCRGYP.7829811	J

Case No. 2020-00350

Attachment to Response to AG-KIUC-2 Question 22(h)

Page 94 of 166

Garrett

Database ORAOBSPROD.OEBSPROD
 Data Access Set LGE ENERGY LLC
 Ledger LGE ENERGY LLC
 Chart Of Accounts Accounting Flexfield
 Currency USD

Category	* List - Text Accrual
Source	* List - Text Spreadsheet
Accounting Date	* List - Date 5/31/2020
Group ID	Number 12046
Batch Name	Text PG-SML
Journal Name	Text J701-0110-0520
Journal Description	Text Power Generation Accrual
Reverse Journal	List - Text Yes
Reversal Period/Date	List - Text JUN-2020

Upl	Company	Product	Org	Exp Org	Account	IC	Exp Type	Loc	Debit	Credit	Stat Amount	Line Description	Line DFF (Project.Task)	Messages
					* List - Text				* Number	* Number	Number	Text	List - Text	
	0110	111	016520	016520	108901	0000	0304	5654	21,000.00			4-4 MILL GEARBOX CHANGEOUT	Yes.162737.7848666	J
	0110	111	016520	016520	107001	0000	0452	5651	52,000.00			U-1 BURNER REPLACEMENT PROJECT	Yes.161760.7843049	J
	0110	111	016520	016520	511100	0000	0452	5657	10,300.00			FPG CONSUMABLES	Yes.GHSTRGRND.7710144	J
	0110	111	016520	016520	512107	0000	0304	5655	2,500.00			1/2 FLY ASH BUILDING VENT REPAIR	Yes.GHCCRASH.7806969	J
	0110	111	016520	016520	512107	0000	0304	5656	2,500.00			3/4 FLY ASH BUILDING VENT REPAIR	Yes.GHCCRASH.7806962	J
	0110	111	016520	016520	512100	0000	0304	5653	2,000.00			U-3 MILL JOURNAL REBUILD	Yes.GHPULCOAL.7774734	J
	0110	111	016520	016520	511100	0000	0301	5657	3,500.00			CCR/ATB1- Piezometers PZ-7C-D & PZ-7C-S missing caps & casing & currently co	Yes.GHSTRGRND.7796785	J
	0110	111	016520	016520	511100	0000	0301	5657	3,500.00			CCR/ATB1- PIEZO PZ-5C ON NORTH EMBANKMENT CREST BURIED 5" BELOW CREST ROAD.	Yes.GHSTRGRND.7796787	J
	0110	111	016520	016520	511100	0000	0301	5657	3,500.00			CCR/ATB2-DWNSTRM & CREST INSTR HAS CRACKED PADS,MISSING CAPS & BENT/BRKN CO	Yes.GHSTRGRND.7796820	J
	0110	111	016520	016520	107001	0000	0452	5657	233,182.44			MILESTONE PAYMENTS 1,2,&3 FOR DTL CHUTE PROJECT	Yes.161436.7799252	J
	0110	111	016520	016520	107001	0000	0301	5654	508,680.00			Invoice to be processed	Yes.162410.7805355	J
	0110	112	016520	016520	513100	0000	0301	5654	166,312.00			Invoice to be processed	Yes.GH4TOF20.7711327	J
	0110	111	016520	016520	107001	0000	0301	5651	11,385.00			Invoice to be processed	Yes.158956.7592183	J
	0110	111	016520	016520	502013	0000	0301	5657	56,400.00			Monthly Landfill Fee	Yes.GHCCROPS.CCROPS	J
	0110	111	016520	016520	502011	0000	0699	5657		107,445.66		Gypsum Sales - ECR	Yes.GH-GYPSAL.GYP SALES ECR	J
	0110	111	016520	016520	502001	0000	0699	5657		36,666.67		Gypsum Sales - Non ECR	Yes.GHGYPSALE.GYPSUM SALES	J
	0110	111	016520	016520	501253	0000	0699	5654		149,803.44		Ash Sales	Yes.GHASHSALE.SALES	J
	0110	112	016520	016520	512005	0000	0301	5654	10,000.00			U4 FGD Floor and Inlet Repairs	Yes.GH4F20.7779848	J
	0110	112	016520	016520	512100	0000	0452	5654	6,752.00			MATERIAL TO FABRICATE (8) 24" DIA O.D. CYLINDERS OF 1/4" THICK S316L SS PLATE	Yes.GH4F20.7734030	J
	0110	112	016520	016520	513100	0000	0452	5654	3,184.00			ITEM NO: 00073708 310 R STEEL BRG	Yes.GH4TOF20.7711330	J
	0110	111	016520	016520	511100	0000	0452	5657	106.26			WESCO DISTRIBUTION INC - Materials	Yes.GHSTASUP.VM-LUBEGLUE	J
	0110	111	016520	016520	511100	0000	0452	5657	6.96			WESCO DISTRIBUTION INC - Materials	Yes.GHSTASUP.VM-LUBEGLUE	J
	0110	111	016520	016520	511100	0000	0452	5657	456.67			WESCO DISTRIBUTION INC - Materials	Yes.GHSTASUP.VM-LUBEGLUE	J
	0110	111	016520	016520	511100	0000	0452	5657	690.28			WESCO DISTRIBUTION INC - Materials	Yes.GHSTASUP.VM-LUBEGLUE	J
	0110	111	016520	016520	511100	0000	0452	5657	98.40			WESCO DISTRIBUTION INC - Materials	Yes.GHSTASUP.VM-LUBEGLUE	J
	0110	111	016520	016520	502100	0000	0452	5657	1,482.06			FISHER SCIENTIFIC COMPANY LLC - Materials	Yes.GHPWSOPS.SUPPLIES	J
	0110	111	016520	016520	502100	0000	0653	5657	77.50			FISHER SCIENTIFIC COMPANY LLC - Freight	Yes.GHPWSOPS.SUPPLIES	J
	0110	111	016520	016520	502004	0000	0452	5657	932.40			FISHER SCIENTIFIC COMPANY LLC - Materials	Yes.GHWTRLAB.WTR LAB	J
	0110	112	016520	016520	512100	0000	0301	5654	20,000.00			BOILER CHEMICAL CLEAN / WASTE REMOVAL TO LANDFILL	Yes.GH4F20.7734716	J
	0110	112	016520	016520	512005	0000	0301	5652	6,931.60			Incorp Industries LLC - Auxiliary Labor	Yes.GH2S20.7827849	J
	0110	112	016520	016520	512100	0000	0301	5654	2,342.60			Incorp Industries LLC - Auxiliary Labor	Yes.GH4F20.7710115	J
	0110	111	016520	016520	512107	0000	0301	5662	413.40			Incorp Industries LLC - Auxiliary Labor	Yes.GHCCRGYP.7829811	J
	0110	111	016520	016520	512100	0000	0301	5652	432.90			Incorp Industries LLC - Auxiliary Labor	Yes.GHFDWTR.7848708	J
	0110	111	016520	016520	512100	0000	0301	5654	2,384.70			Incorp Industries LLC - Auxiliary Labor	Yes.GHSOOTBLR.7831804	J
	0110	111	016520	016520	512100	0000	0301	5653	551.20			Incorp Industries LLC - Auxiliary Labor	Yes.GHSOOTBLR.7831812	J
	0110	111	016520	016520	511100	0000	0301	5654	413.40			Incorp Industries LLC - Auxiliary Labor	Yes.GHSTRGRND.7844962	J

Case No. 2020-00350
 Attachment to Response to AG-KIUC-2 Question 22(h)
 Page 95 of 166
 Garrett

Database ORAOEBSPROD.OEBSPROD
 Data Access Set LGE ENERGY LLC
 Ledger LGE ENERGY LLC
 Chart Of Accounts Accounting Flexfield
 Currency USD

Category	* List - Text Accrual
Source	* List - Text Spreadsheet
Accounting Date	* List - Date 5/31/2020
Group ID	Number 12046
Batch Name	Text PG-SML
Journal Name	Text J701-0110-0520
Journal Description	Text Power Generation Accrual
Reverse Journal	List - Text Yes
Reversal Period/Date	List - Text JUN-2020

Upl	Company	Product	Org	Exp Org	Account	IC	Exp Type	Loc	Debit	Credit	Stat Amount	Line Description	Line DFF (Project.Task)	Messages
					* List - Text				* Number	* Number	Number	Text	List - Text	
		0110	111	016520	016520	513100	0000	0301	5652	891.80		Incorp Industries LLC - Auxiliary Labor	Yes.GHTURBGEN.7848714	J
		0110	111	016520	016520	512100	0000	0304	5651	2,296.40		Incorp Industries LLC - Supplemental Labor	Yes.GHBOILER.7710048	J
		0110	111	016520	016520	512101	0000	0304	5657	269.92		Incorp Industries LLC - Supplemental Labor	Yes.GHSCR.7829961	J
		0110	111	016520	016520	512100	0000	0304	5654	438.62		Incorp Industries LLC - Supplemental Labor	Yes.GHSOOTBLR.7831804	J
		0110	111	016520	016520	512100	0000	0304	5653	269.92		Incorp Industries LLC - Supplemental Labor	Yes.GHSOOTBLR.7831812	J
		0110	111	016520	016520	511100	0000	0304	5654	236.18		Incorp Industries LLC - Supplemental Labor	Yes.GHSTRGRND.7844962	J
		0110	111	016520	016520	107001	0000	0301	5657	9,262.72		Ready Electric Co Inc - Auxiliary Labor	Yes.161103.7765233	J
		0110	111	016520	016520	108901	0000	0301	5657	4,009.44		Ready Electric Co Inc - Auxiliary Labor	Yes.161436.7852216	J
		0110	111	016520	016520	107001	0000	0301	5654	3,280.00		Ready Electric Co Inc - Auxiliary Labor	Yes.220GH.7827184	J
		0110	112	016520	016520	512100	0000	0301	5652	1,183.32		Ready Electric Co Inc - Auxiliary Labor	Yes.GH2S20.7808966	J
		0110	112	016520	016520	513100	0000	0301	5652	1,091.16		Ready Electric Co Inc - Auxiliary Labor	Yes.GH2S20.7809028	J
		0110	112	016520	016520	512100	0000	0301	5654	2,173.80		Ready Electric Co Inc - Auxiliary Labor	Yes.GH4F20.7734035	J
		0110	111	016520	016520	512107	0000	0301	5657	598.40		Ready Electric Co Inc - Auxiliary Labor	Yes.GHCCRASH.7792991	J
		0110	111	016520	016520	512100	0000	0301	5654	440.32		Ready Electric Co Inc - Auxiliary Labor	Yes.GHCOND.7850730	J
		0110	111	016520	016520	512005	0000	0301	5652	4,733.28		Ready Electric Co Inc - Auxiliary Labor	Yes.GHFGD.7211439	J
		0110	111	016520	016520	512005	0000	0301	5652	299.20		Ready Electric Co Inc - Auxiliary Labor	Yes.GHFGD.7626808	J
		0110	111	016520	016520	512005	0000	0301	5652	375.04		Ready Electric Co Inc - Auxiliary Labor	Yes.GHFGD.7813929	J
		0110	111	016520	016520	512100	0000	0301	5652	375.04		Ready Electric Co Inc - Auxiliary Labor	Yes.GHFUELHDL.7771233	J
		0110	111	016520	016520	512100	0000	0301	5657	1,761.28		Ready Electric Co Inc - Auxiliary Labor	Yes.GHFUELHDL.7826493	J
		0110	111	016520	016520	512156	0000	0301	5652	815.36		Ready Electric Co Inc - Auxiliary Labor	Yes.GHPJFF.7828174	J
		0110	111	016520	016520	512100	0000	0301	5652	2,182.32		Ready Electric Co Inc - Auxiliary Labor	Yes.GHPULCOAL.7619390	J
		0110	111	016520	016520	512101	0000	0301	5657	815.36		Ready Electric Co Inc - Auxiliary Labor	Yes.GHSCR.7794810	J
		0110	111	016520	016520	511100	0000	0301	5652	4,907.04		Ready Electric Co Inc - Auxiliary Labor	Yes.GHSTRGRND.7585767	J
		0110	111	016520	016520	511100	0000	0301	5653	1,114.56		Ready Electric Co Inc - Auxiliary Labor	Yes.GHSTRGRND.7746109	J
		0110	111	016520	016520	511100	0000	0301	5657	440.32		Ready Electric Co Inc - Auxiliary Labor	Yes.GHSTRGRND.7784503	J
		0110	111	016520	016520	511100	0000	0301	5651	1,761.28		Ready Electric Co Inc - Auxiliary Labor	Yes.GHSTRGRND.7853705	J
		0110	111	016520	016520	513100	0000	0301	5652	4,399.36		Ready Electric Co Inc - Auxiliary Labor	Yes.GHTURBGEN.7728316	J
		0110	111	016520	016520	513100	0000	0301	5654	440.32		Ready Electric Co Inc - Auxiliary Labor	Yes.GHTURBGEN.7847744	J
		0110	111	016520	016520	513100	0000	0301	5655	499.50		Ready Electric Co Inc - Auxiliary Labor	Yes.GHTWTRS.7852174	J
		0110	111	018834	016520	163012	0000	0301	5657	927.36		The Atlantic Group - Auxiliary Labor	Yes.146660KU.7387074	J
		0110	111	016520	016520	107001	0000	0301	5651	1,443.36		The Atlantic Group - Auxiliary Labor	Yes.158956.7592183	J
		0110	111	016520	016520	108901	0000	0301	5657	1,854.72		The Atlantic Group - Auxiliary Labor	Yes.161436.7755856	J
		0110	111	016520	016520	512107	0000	0301	5657	387.09		The Atlantic Group - Auxiliary Labor	Yes.GHCCRASH.7788439	J
		0110	111	016520	016520	512107	0000	0301	5656	2,221.60		The Atlantic Group - Auxiliary Labor	Yes.GHCCRASH.7806962	J
		0110	111	016520	016520	512107	0000	0301	5655	1,156.34		The Atlantic Group - Auxiliary Labor	Yes.GHCCRASH.7806969	J
		0110	111	016520	016520	512100	0000	0301	5657	1,512.28		The Atlantic Group - Auxiliary Labor	Yes.GHFUELHDL.7847692	J
		0110	111	016520	016520	511100	0000	0301	5656	1,028.64		The Atlantic Group - Auxiliary Labor	Yes.146660KU.7387074	J
		0110	111	018834	016520	163012	0000	0304	5657	2,157.44		The Atlantic Group - Supplemental Labor	Yes.146660KU.7387074	J

Attachment to Response to AG-KIUC-2 Question 22(h)

Case No. 2020-00350

Page 96 of 166

Garrett

Database ORAOEBSPROD.OEBSPROD
 Data Access Set LGE ENERGY LLC
 Ledger LGE ENERGY LLC
 Chart Of Accounts Accounting Flexfield
 Currency USD

Category * List - Text Accrual
 Source * List - Text Spreadsheet
 Accounting Date * List - Date 5/31/2020
 Group ID Number 12046
 Batch Name Text PG-SML
 Journal Name Text J701-0110-0520
 Journal Description Text Power Generation Accrual
 Reverse Journal List - Text Yes
 Reversal Period/Date List - Text JUN-2020

Upl	Company	Product	Org	Exp Org	Account	IC	Exp Type	Loc	Debit	Credit	Stat Amount	Line Description	Line DFF (Project.Task)	Messages
					* List - Text				* Number	* Number	Number	Text	List - Text	
	0110	111	016520	016520	107001	0000	0304	5653	1,214.34			The Atlantic Group - Supplemental Labor	Yes.160982.7642110	J
	0110	111	016520	016520	108901	0000	0304	5653	1,030.48			The Atlantic Group - Supplemental Labor	Yes.160982.7642111	J
	0110	111	016520	016520	512100	0000	0304	5654	109.02			The Atlantic Group - Supplemental Labor	Yes.GH4F20.7711955	J
	0110	112	016520	016520	512100	0000	0304	5654	109.02			The Atlantic Group - Supplemental Labor	Yes.GH4F20.7761808	J
	0110	112	016520	016520	512100	0000	0304	5654	109.02			The Atlantic Group - Supplemental Labor	Yes.GH4F20.7792134	J
	0110	111	016520	016520	512100	0000	0304	5651	109.02			The Atlantic Group - Supplemental Labor	Yes.GHBOILER.7794701	J
	0110	111	016520	016520	512107	0000	0304	5657	34,562.53			The Atlantic Group - Supplemental Labor	Yes.GHCCRASH.7310396	J
	0110	111	016520	016520	512107	0000	0304	5656	2,641.08			The Atlantic Group - Supplemental Labor	Yes.GHCCRASH.7806962	J
	0110	111	016520	016520	512107	0000	0304	5655	1,011.72			The Atlantic Group - Supplemental Labor	Yes.GHCCRASH.7806969	J
	0110	111	016520	016520	512107	0000	0304	5657	538.96			The Atlantic Group - Supplemental Labor	Yes.GHCCRASH.7826865	J
	0110	111	016520	016520	512107	0000	0304	5657	3,529.26			The Atlantic Group - Supplemental Labor	Yes.GHCCRASH.7849909	J
	0110	111	016520	016520	512100	0000	0304	5653	121.08			The Atlantic Group - Supplemental Labor	Yes.GHCOND.7852861	J
	0110	111	016520	016520	512100	0000	0304	5657	565.32			The Atlantic Group - Supplemental Labor	Yes.GHFUELHDL.7823672	J
	0110	111	016520	016520	512100	0000	0304	5655	201.80			The Atlantic Group - Supplemental Labor	Yes.GHFUELHDL.7826579	J
	0110	111	016520	016520	512100	0000	0304	5657	84.28			The Atlantic Group - Supplemental Labor	Yes.GHFUELHDL.7826720	J
	0110	111	016520	016520	512100	0000	0304	5657	95.52			The Atlantic Group - Supplemental Labor	Yes.GHFUELHDL.7828943	J
	0110	111	016520	016520	512100	0000	0304	5657	351.60			The Atlantic Group - Supplemental Labor	Yes.GHFUELHDL.7830892	J
	0110	111	016520	016520	512100	0000	0304	5657	3,708.15			The Atlantic Group - Supplemental Labor	Yes.GHFUELHDL.7847692	J
	0110	111	016520	016520	512100	0000	0304	5656	337.12			The Atlantic Group - Supplemental Labor	Yes.GHFUELHDL.7849813	J
	0110	111	016520	016520	512100	0000	0304	5654	1,238.40			The Atlantic Group - Supplemental Labor	Yes.GHFUELHDL.7850273	J
	0110	111	016520	016520	512100	0000	0304	5657	366.84			The Atlantic Group - Supplemental Labor	Yes.GHFUELHDL.7852196	J
	0110	111	016520	016520	512100	0000	0304	5652	84.28			The Atlantic Group - Supplemental Labor	Yes.GHFUELHDL.7852783	J
	0110	111	016520	016520	512100	0000	0304	5652	591.30			The Atlantic Group - Supplemental Labor	Yes.GHFUELHDL.7852784	J
	0110	111	016520	016520	512100	0000	0304	5656	351.68			The Atlantic Group - Supplemental Labor	Yes.GHFUELHDL.7852824	J
	0110	111	016520	016520	512100	0000	0304	5657	881.28			The Atlantic Group - Supplemental Labor	Yes.GHFUELHDL.7852888	J
	0110	111	016520	016520	512100	0000	0304	5657	337.24			The Atlantic Group - Supplemental Labor	Yes.GHFUELHDL.7853819	J
	0110	111	016520	016520	512100	0000	0304	5652	212.64			The Atlantic Group - Supplemental Labor	Yes.GHFUELHDL.7855043	J
	0110	111	016520	016520	501090	0000	0304	5657	21,428.87			The Atlantic Group - Supplemental Labor	Yes.GHFUELOPS.6812084	J
	0110	111	016520	016520	512005	0000	0304	5657	1,567.36			The Atlantic Group - Supplemental Labor	Yes.GHLSHDL.7674474	J
	0110	111	016520	016520	512005	0000	0304	5657	40.36			The Atlantic Group - Supplemental Labor	Yes.GHLSHDL.7814732	J
	0110	111	016520	016520	512005	0000	0304	5657	337.24			The Atlantic Group - Supplemental Labor	Yes.GHLSHDL.7854649	J
	0110	111	016520	016520	514100	0000	0304	5657	349.50			The Atlantic Group - Supplemental Labor	Yes.GHMISCLPT.7827326	J
	0110	111	016520	016520	511100	0000	0304	5657	1,101.54			The Atlantic Group - Supplemental Labor	Yes.GHMISCLPT.7828003	J
	0110	111	016520	016520	514100	0000	0304	5657	80.76			The Atlantic Group - Supplemental Labor	Yes.GHMISCLPT.7828239	J

Case No. 2020-00350
 Attachment to Response to AG-KIUC-2 Question 22(h)
 Page 97 of 166
 Garrett

Database ORAOBSPROD.OEBSPROD
 Data Access Set LGE ENERGY LLC
 Ledger LGE ENERGY LLC
 Chart Of Accounts Accounting Flexfield
 Currency USD

Category * List - Text Accrual
 Source * List - Text Spreadsheet
 Accounting Date * List - Date 5/31/2020
 Group ID Number 12046
 Batch Name Text PG-SML
 Journal Name Text J701-0110-0520
 Journal Description Text Power Generation Accrual
 Reverse Journal List - Text Yes
 Reversal Period/Date List - Text JUN-2020

Upl	Company	Product	Org	Exp Org	Account	IC	Exp Type	Loc	Debit	Credit	Stat Amount	Line Description	Line DFF (Project.Task)	Messages
									* Number	* Number	Number	Text	List - Text	
		0110	111	016520	016520	512100	0000	0304	5653	7,437.18		The Atlantic Group - Supplemental Labor	Yes.GHPULCOAL.7774734	J
		0110	111	016520	016520	512100	0000	0304	5652	80.72		The Atlantic Group - Supplemental Labor	Yes.GHPULCOAL.7828006	J
		0110	111	016520	016520	512100	0000	0304	5651	80.72		The Atlantic Group - Supplemental Labor	Yes.GHPULCOAL.7828011	J
		0110	111	016520	016520	512100	0000	0304	5654	80.72		The Atlantic Group - Supplemental Labor	Yes.GHPULCOAL.7828012	J
		0110	111	016520	016520	512100	0000	0304	5653	80.72		The Atlantic Group - Supplemental Labor	Yes.GHPULCOAL.7836231	J
		0110	111	016520	016520	512100	0000	0304	5652	352.72		The Atlantic Group - Supplemental Labor	Yes.GHPULCOAL.7855460	J
		0110	111	016520	016520	502100	0000	0304	5657	10,329.24		The Atlantic Group - Supplemental Labor	Yes.GHPWSOPS.7814534	J
		0110	111	016520	016520	512100	0000	0304	5654	174.54		The Atlantic Group - Supplemental Labor	Yes.GHSOOTBLR.7501053	J
		0110	111	016520	016520	512100	0000	0304	5653	123.91		The Atlantic Group - Supplemental Labor	Yes.GHSOOTBLR.7674286	J
		0110	111	016520	016520	512100	0000	0304	5652	50.63		The Atlantic Group - Supplemental Labor	Yes.GHSOOTBLR.7711110	J
		0110	111	016520	016520	512100	0000	0304	5653	81.29		The Atlantic Group - Supplemental Labor	Yes.GHSOOTBLR.7723022	J
		0110	111	016520	016520	512100	0000	0304	5653	174.54		The Atlantic Group - Supplemental Labor	Yes.GHSOOTBLR.7763765	J
		0110	111	016520	016520	512100	0000	0304	5653	101.26		The Atlantic Group - Supplemental Labor	Yes.GHSOOTBLR.7763768	J
		0110	111	016520	016520	512100	0000	0304	5653	66.60		The Atlantic Group - Supplemental Labor	Yes.GHSOOTBLR.7763769	J
		0110	111	016520	016520	512100	0000	0304	5653	174.54		The Atlantic Group - Supplemental Labor	Yes.GHSOOTBLR.7763771	J
		0110	111	016520	016520	512100	0000	0304	5654	221.92		The Atlantic Group - Supplemental Labor	Yes.GHSOOTBLR.7763836	J
		0110	111	016520	016520	512100	0000	0304	5654	211.06		The Atlantic Group - Supplemental Labor	Yes.GHSOOTBLR.7763846	J
		0110	111	016520	016520	512100	0000	0304	5653	36.64		The Atlantic Group - Supplemental Labor	Yes.GHSOOTBLR.7775273	J
		0110	111	016520	016520	512100	0000	0304	5653	36.64		The Atlantic Group - Supplemental Labor	Yes.GHSOOTBLR.7775274	J
		0110	111	016520	016520	512100	0000	0304	5653	50.63		The Atlantic Group - Supplemental Labor	Yes.GHSOOTBLR.7775275	J
		0110	111	016520	016520	512100	0000	0304	5651	101.26		The Atlantic Group - Supplemental Labor	Yes.GHSOOTBLR.7788341	J
		0110	111	016520	016520	512100	0000	0304	5653	81.29		The Atlantic Group - Supplemental Labor	Yes.GHSOOTBLR.7814714	J
		0110	111	016520	016520	512100	0000	0304	5651	219.68		The Atlantic Group - Supplemental Labor	Yes.GHSOOTBLR.7826732	J
		0110	111	016520	016520	512100	0000	0304	5653	322.52		The Atlantic Group - Supplemental Labor	Yes.GHSOOTBLR.7826812	J
		0110	111	016520	016520	512100	0000	0304	5653	50.63		The Atlantic Group - Supplemental Labor	Yes.GHSOOTBLR.7846008	J
		0110	111	016520	016520	512100	0000	0304	5653	1,212.66		The Atlantic Group - Supplemental Labor	Yes.GHSOOTBLR.7852807	J
		0110	111	016520	016520	511100	0000	0304	5657	2,021.92		The Atlantic Group - Supplemental Labor	Yes.GHSTRGRND.7381791	J
		0110	111	016520	016520	511100	0000	0304	5657	4,329.60		The Atlantic Group - Supplemental Labor	Yes.GHSTRGRND.7426173	J
		0110	111	016520	016520	511100	0000	0304	5657	1,178.88		The Atlantic Group - Supplemental Labor	Yes.GHSTRGRND.7426176	J
		0110	111	016520	016520	511100	0000	0304	5657	1,560.16		The Atlantic Group - Supplemental Labor	Yes.GHSTRGRND.7426180	J
		0110	111	016520	016520	511100	0000	0304	5656	743.52		The Atlantic Group - Supplemental Labor	Yes.GHSTRGRND.7761789	J
		0110	111	016520	016520	511100	0000	0304	5657	282.52		The Atlantic Group - Supplemental Labor	Yes.GHSTRGRND.7781392	J
		0110	111	016520	016520	513100	0000	0304	5655	175.68		The Atlantic Group - Supplemental Labor	Yes.GHTWTRS.7852925	J
		0110	111	016520	016520	506159	0000	0304	5653	2,792.15		Facilities Performance Group - Supplemental Labor	Yes.GHSTRGRND.7761782	J

Case No. 2020-00350
Attachment to Response to AG-KIUC-2 Question 22(h)
Page 98 of 166
Garrett

Database ORAOEBSPROD.OEBSPROD
 Data Access Set LGE ENERGY LLC
 Ledger LGE ENERGY LLC
 Chart Of Accounts Accounting Flexfield
 Currency USD

Category	* List - Text Accrual
Source	* List - Text Spreadsheet
Accounting Date	* List - Date 5/31/2020
Group ID	Number 12046
Batch Name	Text PG-SML
Journal Name	Text J701-0110-0520
Journal Description	Text Power Generation Accrual
Reverse Journal	List - Text Yes
Reverse Period/Date	List - Text JUN-2020

Upl	Company	Product	Org	Exp Org	Account	IC	Exp Type	Loc	Debit	Credit	Stat Amount	Line Description	Line DFF (Project.Task)	Messages
					* List - Text				* Number	* Number	Number	Text	List - Text	
	0110	111	016520	016520	506159	0000	0304	5654	2,792.15			Facilities Performance Group - Supplemental Labor	Yes.GHSO3OPS.7676235	J
	0110	111	016520	016520	506159	0000	0304	5652	2,792.15			Facilities Performance Group - Supplemental Labor	Yes.GHSO3OPS.7676236	J
	0110	111	016520	016520	506159	0000	0304	5651	2,792.15			Facilities Performance Group - Supplemental Labor	Yes.GHSO3OPS.7680882	J
	0110	111	016520	016520	511100	0000	0304	5657	4,663.58			Facilities Performance Group - Supplemental Labor	Yes.GHSTRGRND.7674730	J
	0110	111	016520	016520	511100	0000	0304	5651	3,876.49			Facilities Performance Group - Supplemental Labor	Yes.GHSTRGRND.7675256	J
	0110	111	016520	016520	511100	0000	0304	5657	1,747.81			Facilities Performance Group - Supplemental Labor	Yes.GHSTRGRND.7676245	J
	0110	111	016520	016520	511100	0000	0304	5657	3,964.24			Facilities Performance Group - Supplemental Labor	Yes.GHSTRGRND.7676250	J
	0110	111	016520	016520	511100	0000	0304	5657	2,226.73			Facilities Performance Group - Supplemental Labor	Yes.GHSTRGRND.7710027	J
	0110	111	016520	016520	512100	0000	0304	5654	1,079.46			THE ATLANTIC GROUP INC - Supplemental Labor	Yes.GH4F20.7291084	J
	0110	111	016520	016520	511100	0000	0304	5657	256.20			THE ATLANTIC GROUP INC - Supplemental Labor	Yes.GHSTRGRND.7381791	J
	0110	111	016520	016520	511100	0000	0304	5657	2,443.98			THE ATLANTIC GROUP INC - Supplemental Labor	Yes.GHSTRGRND.7426173	J
	0110	111	016520	016520	511100	0000	0304	5657	1,563.48			THE ATLANTIC GROUP INC - Supplemental Labor	Yes.GHSTRGRND.7426176	J
	0110	111	016520	016520	511100	0000	0304	5657	5,223.09			THE ATLANTIC GROUP INC - Supplemental Labor	Yes.GHSTRGRND.7426180	J
	0110	111	016520	016520	107001	0000	0304	5654	3,352.18			THE ATLANTIC GROUP INC - Supplemental Labor	Yes.160983.7642112	J
	0110	111	016520	016520	512107	0000	0304	5657	3,926.18			THE ATLANTIC GROUP INC - Supplemental Labor	Yes.GHCCRASH.7657284	J
	0110	111	016520	016520	512100	0000	0304	5654	8,843.52			THE ATLANTIC GROUP INC - Supplemental Labor	Yes.GH4F20.7670078	J
	0110	112	016520	016520	512100	0000	0304	5654	463.60			THE ATLANTIC GROUP INC - Supplemental Labor	Yes.GH4F20.7696727	J
	0110	111	016520	016520	512017	0000	0304	5654	548.73			THE ATLANTIC GROUP INC - Supplemental Labor	Yes.GH4F20.7696789	J
	0110	112	016520	016520	512100	0000	0304	5654	348.40			THE ATLANTIC GROUP INC - Supplemental Labor	Yes.GH4F20.7711370	J
	0110	111	016520	016520	512100	0000	0304	5651	241.56			THE ATLANTIC GROUP INC - Supplemental Labor	Yes.GHPULCOAL.7716163	J
	0110	111	016520	016520	107001	0000	0304	5654	132.98			THE ATLANTIC GROUP INC - Supplemental Labor	Yes.156629.7716196	J
	0110	111	016520	016520	512100	0000	0304	5654	313.60			THE ATLANTIC GROUP INC - Supplemental Labor	Yes.GH4F20.7720820	J
	0110	112	016520	016520	512100	0000	0304	5651	163.53			THE ATLANTIC GROUP INC - Supplemental Labor	Yes.GH1S20.7724083	J
	0110	111	016520	016520	512100	0000	0304	5654	2,694.76			THE ATLANTIC GROUP INC - Supplemental Labor	Yes.GHPULCOAL.7733011	J
	0110	111	016520	016520	512100	0000	0304	5654	3,008.44			THE ATLANTIC GROUP INC - Supplemental Labor	Yes.GHPULCOAL.7746131	J
	0110	112	016520	016520	512100	0000	0304	5651	272.54			THE ATLANTIC GROUP INC - Supplemental Labor	Yes.GH1S20.7761829	J
	0110	111	016520	016520	513100	0000	0304	5654	43.92			THE ATLANTIC GROUP INC - Supplemental Labor	Yes.GHTURBGEN.7767779	J
	0110	112	016520	016520	512100	0000	0304	5654	1,831.91			THE ATLANTIC GROUP INC - Supplemental Labor	Yes.GH4F20.7771282	J
	0110	111	016520	016520	513100	0000	0304	5654	65.88			THE ATLANTIC GROUP INC - Supplemental Labor	Yes.GHTURBGEN.7772760	J
	0110	112	016520	016520	512017	0000	0304	5654	608.00			THE ATLANTIC GROUP INC - Supplemental Labor	Yes.GH4F20.7774258	J
	0110	111	016520	016520	512100	0000	0304	5653	80.72			THE ATLANTIC GROUP INC - Supplemental Labor	Yes.GHPULCOAL.7783202	J
	0110	111	016520	016520	512100	0000	0304	5654	65.88			THE ATLANTIC GROUP INC - Supplemental Labor	Yes.GHBRGWTR.7785278	J
	0110	111	016520	016520	512100	0000	0304	5654	65.88			THE ATLANTIC GROUP INC - Supplemental Labor	Yes.GHBRGWTR.7785279	J
	0110	111	016520	016520	512100	0000	0304	5651	92.52			THE ATLANTIC GROUP INC - Supplemental Labor	Yes.GH4F20.7786119	J

Attachment to Response to AG-KIUC-2 Question 22(h)

Case No. 2020-00350

Database ORAOEBSPROD.OEBSPROD
 Data Access Set LGE ENERGY LLC
 Ledger LGE ENERGY LLC
 Chart Of Accounts Accounting Flexfield
 Currency USD

Category	* List - Text Accrual
Source	* List - Text Spreadsheet
Accounting Date	* List - Date 5/31/2020
Group ID	Number 12046
Batch Name	Text PG-SML
Journal Name	Text J701-0110-0520
Journal Description	Text Power Generation Accrual
Reverse Journal	List - Text Yes
Reversal Period/Date	List - Text JUN-2020

Upl	Company	Product	Org	Exp Org	Account	IC	Exp Type	Loc	Debit	Credit	Stat Amount	Line Description	Line DFF (Project.Task)	Messages
					* List - Text				* Number	* Number	Number	Text	List - Text	
		0110	111	016520	016520	512100	0000	0304	5653	92.52		THE ATLANTIC GROUP INC - Supplemental Labor	Yes.GHSOOTBLR.7786225	J
		0110	111	016520	016520	512107	0000	0304	5657	398.72		THE ATLANTIC GROUP INC - Supplemental Labor	Yes.GHCCRASH.7786281	J
		0110	111	016520	016520	512100	0000	0304	5656	40.36		THE ATLANTIC GROUP INC - Supplemental Labor	Yes.GHWTRTRM.7787201	J
		0110	111	016520	016520	513100	0000	0304	5654	21.96		THE ATLANTIC GROUP INC - Supplemental Labor	Yes.GHTURBGEN.7788812	J
		0110	111	016520	016520	513100	0000	0304	5654	21.96		THE ATLANTIC GROUP INC - Supplemental Labor	Yes.GHTURBGEN.7788813	J
		0110	111	016520	016520	513100	0000	0304	5654	133.60		THE ATLANTIC GROUP INC - Supplemental Labor	Yes.GHCIRCWTR.7789104	J
		0110	112	016520	016520	512005	0000	0304	5654	2,853.14		THE ATLANTIC GROUP INC - Supplemental Labor	Yes.GH4F20.7789400	J
		0110	111	016520	016520	513100	0000	0304	5654	43.92		THE ATLANTIC GROUP INC - Supplemental Labor	Yes.GHTURBGEN.7789675	J
		0110	111	016520	016520	513100	0000	0304	5652	21.96		THE ATLANTIC GROUP INC - Supplemental Labor	Yes.GHTURBGEN.7789676	J
		0110	111	016520	016520	513100	0000	0304	5652	21.96		THE ATLANTIC GROUP INC - Supplemental Labor	Yes.GHTURBGEN.7789845	J
		0110	111	016520	016520	513100	0000	0304	5652	21.96		THE ATLANTIC GROUP INC - Supplemental Labor	Yes.GHTURBGEN.7789846	J
		0110	111	016520	016520	512100	0000	0304	5653	80.72		THE ATLANTIC GROUP INC - Supplemental Labor	Yes.GHPULCOAL.7789869	J
		0110	111	016520	016520	513100	0000	0304	5653	43.92		THE ATLANTIC GROUP INC - Supplemental Labor	Yes.GHTURBGEN.7791518	J
		0110	111	016520	016520	513100	0000	0304	5653	43.92		THE ATLANTIC GROUP INC - Supplemental Labor	Yes.GHTURBGEN.7791519	J
		0110	111	016520	016520	513100	0000	0304	5653	131.76		THE ATLANTIC GROUP INC - Supplemental Labor	Yes.GHTURBGEN.7791520	J
		0110	111	016520	016520	512100	0000	0304	5653	65.88		THE ATLANTIC GROUP INC - Supplemental Labor	Yes.GHCOND.7791529	J
		0110	111	016520	016520	512100	0000	0304	5652	80.72		THE ATLANTIC GROUP INC - Supplemental Labor	Yes.GHPULCOAL.7791532	J
		0110	111	016520	016520	512100	0000	0304	5651	43.92		THE ATLANTIC GROUP INC - Supplemental Labor	Yes.GHPULCOAL.7791536	J
		0110	111	016520	016520	512100	0000	0304	5651	80.72		THE ATLANTIC GROUP INC - Supplemental Labor	Yes.GHPULCOAL.7791537	J
		0110	111	016520	016520	512100	0000	0304	5654	80.72		THE ATLANTIC GROUP INC - Supplemental Labor	Yes.GHPULCOAL.7791586	J
		0110	111	016520	016520	512017	0000	0304	5652	65.88		THE ATLANTIC GROUP INC - Supplemental Labor	Yes.GHASHHDL.7793113	J
		0110	111	016520	016520	512017	0000	0304	5652	65.88		THE ATLANTIC GROUP INC - Supplemental Labor	Yes.GHASHHDL.7793114	J
		0110	111	016520	016520	512017	0000	0304	5652	65.88		THE ATLANTIC GROUP INC - Supplemental Labor	Yes.GHASHHDL.7793117	J
		0110	111	016520	016520	512017	0000	0304	5652	65.88		THE ATLANTIC GROUP INC - Supplemental Labor	Yes.GHASHHDL.7793118	J
		0110	111	016520	016520	512100	0000	0304	5653	80.72		THE ATLANTIC GROUP INC - Supplemental Labor	Yes.GHPULCOAL.7798246	J
		0110	111	016520	016520	512100	0000	0304	5653	121.08		THE ATLANTIC GROUP INC - Supplemental Labor	Yes.GHCOND.7800099	J
		0110	111	016520	016520	512100	0000	0304	5653	80.72		THE ATLANTIC GROUP INC - Supplemental Labor	Yes.GHCOND.7801239	J
		0110	111	016520	016520	512100	0000	0304	5653	121.08		THE ATLANTIC GROUP INC - Supplemental Labor	Yes.GHCOND.7801655	J
		0110	111	016520	016520	512017	0000	0304	5653	43.92		THE ATLANTIC GROUP INC - Supplemental Labor	Yes.GHASHHDL.7804921	J
		0110	111	016520	016520	512017	0000	0304	5654	43.92		THE ATLANTIC GROUP INC - Supplemental Labor	Yes.GHASHHDL.7804922	J
		0110	112	016520	016520	513100	0000	0304	5654	183.00		THE ATLANTIC GROUP INC - Supplemental Labor	Yes.GH4F20.7806890	J
		0110	112	016520	016520	512017	0000	0304	5654	153.83		THE ATLANTIC GROUP INC - Supplemental Labor	Yes.GH4F20.7806898	J
		0110	112	016520	016520	512101	0000	0304	5654	3,097.08		THE ATLANTIC GROUP INC - Supplemental Labor	Yes.GH4F20.7806904	J
		0110	112	016520	016520	512100	0000	0304	5654	2,731.64		THE ATLANTIC GROUP INC - Supplemental Labor	Yes.GH4F20.7806906	J

Attachment to Response to AG-KIUC-2 Question 22(h)

Case No. 2020-00350

Database ORAOEBSPROD.OEBSPROD
 Data Access Set LGE ENERGY LLC
 Ledger LGE ENERGY LLC
 Chart Of Accounts Accounting Flexfield
 Currency USD

Category	* List - Text Accrual
Source	* List - Text Spreadsheet
Accounting Date	* List - Date 5/31/2020
Group ID	Number 12046
Batch Name	Text PG-SML
Journal Name	Text J701-0110-0520
Journal Description	Text Power Generation Accrual
Reverse Journal	List - Text Yes
Reversal Period/Date	List - Text JUN-2020

Upl	Company	Product	Org	Exp Org	Account	IC	Exp Type	Loc	Debit	Credit	Stat Amount	Line Description	Line DFF (Project.Task)	Messages
					* List - Text				* Number	* Number	Number	Text	List - Text	
		0110	111	016520	016520	512017	0000	0304	5653	292.80		THE ATLANTIC GROUP INC - Supplemental Labor	Yes.GHASHHDL.7813628	J
		0110	111	016520	016520	512100	0000	0304	5651	121.08		THE ATLANTIC GROUP INC - Supplemental Labor	Yes.GHBLRDFT.7814719	J
		0110	111	016520	016520	512100	0000	0304	5654	351.36		THE ATLANTIC GROUP INC - Supplemental Labor	Yes.GHPULCOAL.7815216	J
		0110	111	016520	016520	512100	0000	0304	5653	775.36		THE ATLANTIC GROUP INC - Supplemental Labor	Yes.GHBLRDFT.7815240	J
		0110	111	016520	016520	512100	0000	0304	5653	163.60		THE ATLANTIC GROUP INC - Supplemental Labor	Yes.GHCOND.7815335	J
		0110	111	016520	016520	107001	0000	0301	5654	969.16		THE ATLANTIC GROUP INC - Auxiliary Labor	Yes.160983.7642112	J
		0110	111	016520	016520	512017	0000	0301	5654	21,013.66		THE ATLANTIC GROUP INC - Auxiliary Labor	Yes.GH4F20.7696789	J
		0110	112	016520	016520	512100	0000	0301	5654	185.04		THE ATLANTIC GROUP INC - Auxiliary Labor	Yes.GH4F20.7711370	J
		0110	111	016520	016520	512100	0000	0301	5654	3,489.24		THE ATLANTIC GROUP INC - Auxiliary Labor	Yes.GHPULCOAL.7733011	J
		0110	112	016520	016520	512100	0000	0301	5654	883.86		THE ATLANTIC GROUP INC - Auxiliary Labor	Yes.GH4F20.7733939	J
		0110	112	016520	016520	511100	0000	0301	5654	1,845.75		THE ATLANTIC GROUP INC - Auxiliary Labor	Yes.GH4F20.7735826	J
		0110	111	016520	016520	512100	0000	0301	5654	1,809.12		THE ATLANTIC GROUP INC - Auxiliary Labor	Yes.GHPULCOAL.7746131	J
		0110	112	016520	016520	511100	0000	0301	5651	1,324.80		THE ATLANTIC GROUP INC - Auxiliary Labor	Yes.GH1S20.7747380	J
		0110	111	016520	016520	512100	0000	0301	5654	702.10		THE ATLANTIC GROUP INC - Auxiliary Labor	Yes.GHPULCOAL.7787930	J
		0110	112	016520	016520	512005	0000	0301	5654	1,154.20		THE ATLANTIC GROUP INC - Auxiliary Labor	Yes.GH4F20.7789400	J
		0110	111	016520	016520	512100	0000	0301	5654	452.10		THE ATLANTIC GROUP INC - Auxiliary Labor	Yes.GHPULCOAL.7792262	J
		0110	111	016520	016520	512100	0000	0301	5657	263.78		THE ATLANTIC GROUP INC - Auxiliary Labor	Yes.GHFUELHDL.7794826	J
		0110	112	016520	016520	512101	0000	0301	5654	3,600.20		THE ATLANTIC GROUP INC - Auxiliary Labor	Yes.GH4F20.7806904	J
		0110	111	016520	016520	512100	0000	0301	5657	587.60		THE ATLANTIC GROUP INC - Auxiliary Labor	Yes.GHFUELHDL.7814510	J
		0110	111	016520	016520	512100	0000	0301	5657	990.16		THE ATLANTIC GROUP INC - Auxiliary Labor	Yes.GHFUELHDL.7823278	J
		0110	111	016520	016520	512100	0000	0304	5654	558.32		THE ATLANTIC GROUP INC - Supplemental Labor	Yes.GH4F20.7291084	J
		0110	111	016520	016520	511100	0000	0304	5657	2,057.64		THE ATLANTIC GROUP INC - Supplemental Labor	Yes.GHSTRGRND.7426173	J
		0110	111	016520	016520	511100	0000	0304	5657	1,518.54		THE ATLANTIC GROUP INC - Supplemental Labor	Yes.GHSTRGRND.7426176	J
		0110	111	016520	016520	511100	0000	0304	5657	4,721.38		THE ATLANTIC GROUP INC - Supplemental Labor	Yes.GHSTRGRND.7426180	J
		0110	111	016520	016520	512100	0000	0304	5653	272.55		THE ATLANTIC GROUP INC - Supplemental Labor	Yes.GHSOOTBLR.7568955	J
		0110	111	016520	016520	512107	0000	0304	5657	4,448.80		THE ATLANTIC GROUP INC - Supplemental Labor	Yes.GHCCRASH.7657284	J
		0110	111	016520	016520	512100	0000	0304	5654	3,455.92		THE ATLANTIC GROUP INC - Supplemental Labor	Yes.GH4F20.7670078	J
		0110	111	016520	016520	512100	0000	0304	5654	937.76		THE ATLANTIC GROUP INC - Supplemental Labor	Yes.GH4F20.7720933	J
		0110	111	016520	016520	512100	0000	0304	5654	660.00		THE ATLANTIC GROUP INC - Supplemental Labor	Yes.GH4F20.7720959	J
		0110	111	016520	016520	512100	0000	0304	5654	40.36		THE ATLANTIC GROUP INC - Supplemental Labor	Yes.GH4F20.7721012	J
		0110	111	016520	016520	512100	0000	0304	5654	40.36		THE ATLANTIC GROUP INC - Supplemental Labor	Yes.GH4F20.7721013	J
		0110	111	016520	016520	512100	0000	0304	5654	80.72		THE ATLANTIC GROUP INC - Supplemental Labor	Yes.GH4F20.7721016	J
		0110	111	016520	016520	512100	0000	0304	5654	13,111.02		THE ATLANTIC GROUP INC - Supplemental Labor	Yes.GHPULCOAL.7733011	J
		0110	112	016520	016520	511100	0000	0304	5654	1,675.68		THE ATLANTIC GROUP INC - Supplemental Labor	Yes.GH4F20.7733016	J

Attachment to Response to AG-KIUC-2 Question 22(h)

Case No. 2020-00350

Page 101 of 166

Garrett

Database ORAOEBSPROD.OEBSPROD
 Data Access Set LGE ENERGY LLC
 Ledger LGE ENERGY LLC
 Chart Of Accounts Accounting Flexfield
 Currency USD

Category	* List - Text Accrual
Source	* List - Text Spreadsheet
Accounting Date	* List - Date 5/31/2020
Group ID	Number 12046
Batch Name	Text PG-SML
Journal Name	Text J701-0110-0520
Journal Description	Text Power Generation Accrual
Reverse Journal	List - Text Yes
Reversal Period/Date	List - Text JUN-2020

Upl	Company	Product	Org	Exp Org	Account	IC	Exp Type	Loc	Debit	Credit	Stat Amount	Line Description	Line DFF (Project.Task)	Messages
					* List - Text				* Number	* Number	Number	Text	List - Text	
		0110	111	016520	016520	512100	0000	0304	5653	81.76		THE ATLANTIC GROUP INC - Supplemental Labor	Yes.GHSOOTBLR.7750824	J
		0110	112	016520	016520	512100	0000	0304	5654	109.02		THE ATLANTIC GROUP INC - Supplemental Labor	Yes.GH4F20.7761808	J
		0110	111	016520	016520	512100	0000	0304	5652	349.08		THE ATLANTIC GROUP INC - Supplemental Labor	Yes.GHSOOTBLR.7763019	J
		0110	111	016520	016520	512100	0000	0304	5654	109.80		THE ATLANTIC GROUP INC - Supplemental Labor	Yes.GHBLRDFT.7766683	J
		0110	111	016520	016520	512017	0000	0304	5653	272.55		THE ATLANTIC GROUP INC - Supplemental Labor	Yes.GHASHHDL.7769338	J
		0110	111	016520	016520	512017	0000	0304	5653	241.89		THE ATLANTIC GROUP INC - Supplemental Labor	Yes.GHASHHDL.7769340	J
		0110	111	016520	016520	512017	0000	0304	5653	161.26		THE ATLANTIC GROUP INC - Supplemental Labor	Yes.GHASHHDL.7769341	J
		0110	112	016520	016520	512100	0000	0304	5654	293.12		THE ATLANTIC GROUP INC - Supplemental Labor	Yes.GH4F20.7771282	J
		0110	112	016520	016520	512017	0000	0304	5654	313.60		THE ATLANTIC GROUP INC - Supplemental Labor	Yes.GH4F20.7774258	J
		0110	111	016520	016520	512100	0000	0304	5653	293.12		THE ATLANTIC GROUP INC - Supplemental Labor	Yes.GHCOND.7776307	J
		0110	111	016520	016520	512107	0000	0304	5657	404.22		THE ATLANTIC GROUP INC - Supplemental Labor	Yes.GHCCRGYP.7787854	J
		0110	111	016520	016520	512107	0000	0304	5657	308.82		THE ATLANTIC GROUP INC - Supplemental Labor	Yes.GHCCRASH.7788439	J
		0110	111	016520	016520	512100	0000	0304	5651	80.63		THE ATLANTIC GROUP INC - Supplemental Labor	Yes.GHSOOTBLR.7791765	J
		0110	111	016520	016520	512100	0000	0304	5653	80.63		THE ATLANTIC GROUP INC - Supplemental Labor	Yes.GHSOOTBLR.7791796	J
		0110	111	016520	016520	512107	0000	0304	5657	404.22		THE ATLANTIC GROUP INC - Supplemental Labor	Yes.GHCCRASH.7791841	J
		0110	112	016520	016520	512100	0000	0304	5654	163.53		THE ATLANTIC GROUP INC - Supplemental Labor	Yes.GH4F20.7792134	J
		0110	112	016520	016520	512100	0000	0304	5654	81.76		THE ATLANTIC GROUP INC - Supplemental Labor	Yes.GH4F20.7793694	J
		0110	111	016520	016520	512101	0000	0304	5654	1,727.96		THE ATLANTIC GROUP INC - Supplemental Labor	Yes.GHSCR.7794722	J
		0110	111	016520	016520	512100	0000	0304	5653	241.89		THE ATLANTIC GROUP INC - Supplemental Labor	Yes.GHSOOTBLR.7799304	J
		0110	111	016520	016520	511100	0000	0304	5656	21.96		THE ATLANTIC GROUP INC - Supplemental Labor	Yes.GHMISCP.7799408	J
		0110	111	016520	016520	511100	0000	0304	5656	21.96		THE ATLANTIC GROUP INC - Supplemental Labor	Yes.GHMISCP.7799409	J
		0110	111	016520	016520	511100	0000	0304	5652	21.96		THE ATLANTIC GROUP INC - Supplemental Labor	Yes.GHMISCP.7799413	J
		0110	111	016520	016520	512107	0000	0304	5657	269.48		THE ATLANTIC GROUP INC - Supplemental Labor	Yes.GHCCRGYP.7805334	J
		0110	112	016520	016520	512017	0000	0304	5654	1,210.16		THE ATLANTIC GROUP INC - Supplemental Labor	Yes.GH4F20.7806898	J
		0110	112	016520	016520	512100	0000	0304	5654	81.76		THE ATLANTIC GROUP INC - Supplemental Labor	Yes.GH4F20.7806901	J
		0110	111	016520	016520	512100	0000	0304	5654	351.36		THE ATLANTIC GROUP INC - Supplemental Labor	Yes.GHPULCOAL.7815216	J
		0110	111	016520	016520	512107	0000	0304	5657	269.48		THE ATLANTIC GROUP INC - Supplemental Labor	Yes.GHCCRGYP.7815806	J
		0110	111	016520	016520	512107	0000	0304	5657	269.48		THE ATLANTIC GROUP INC - Supplemental Labor	Yes.GHCCRGYP.7815807	J
		0110	111	016520	016520	512107	0000	0304	5657	269.48		THE ATLANTIC GROUP INC - Supplemental Labor	Yes.GHCCRGYP.7815823	J
		0110	111	016520	016520	512107	0000	0304	5657	135.08		THE ATLANTIC GROUP INC - Supplemental Labor	Yes.GHCCRGYP.7815825	J
		0110	112	016520	016520	512156	0000	0304	5654	988.44		THE ATLANTIC GROUP INC - Supplemental Labor	Yes.GH4F20.7824347	J
		0110	111	016520	016520	512100	0000	0304	5653	532.80		THE ATLANTIC GROUP INC - Supplemental Labor	Yes.GHBLRDFT.7825491	J
		0110	111	016520	016520	512100	0000	0304	5651	87.84		THE ATLANTIC GROUP INC - Supplemental Labor	Yes.GHFDWTR.7826456	J
		0110	111	016520	016520	512100	0000	0304	5653	146.40		THE ATLANTIC GROUP INC - Supplemental Labor	Yes.GH4F20.7826671	J

Attachment to Response to AG-KIUC-2 Question 22(h)

Case No. 2020-00350

Database ORAOEBSPROD.OEBSPROD
 Data Access Set LGE ENERGY LLC
 Ledger LGE ENERGY LLC
 Chart Of Accounts Accounting Flexfield
 Currency USD

Category	* List - Text Accrual
Source	* List - Text Spreadsheet
Accounting Date	* List - Date 5/31/2020
Group ID	Number 12046
Batch Name	Text PG-SML
Journal Name	Text J701-0110-0520
Journal Description	Text Power Generation Accrual
Reverse Journal	List - Text Yes
Reversal Period/Date	List - Text JUN-2020

Upl	Company	Product	Org	Exp Org	Account	IC	Exp Type	Loc	Debit	Credit	Stat Amount	Line Description	Line DFF (Project.Task)	Messages
					* List - Text				* Number	* Number	Number	Text	List - Text	
		0110	111	016520	016520	512100	0000	0304	5652	349.08		THE ATLANTIC GROUP INC - Supplemental Labor	Yes.GHSOOTBLR.7827895	J
		0110	111	016520	016520	511100	0000	0304	5653	181.88		THE ATLANTIC GROUP INC - Supplemental Labor	Yes.GHSTRGRND.7827964	J
		0110	111	016520	016520	512100	0000	0304	5653	773.15		THE ATLANTIC GROUP INC - Supplemental Labor	Yes.GHSOOTBLR.7829809	J
		0110	111	016520	016520	512100	0000	0304	5652	266.40		THE ATLANTIC GROUP INC - Supplemental Labor	Yes.GHSOOTBLR.7829925	J
		0110	111	016520	016520	512100	0000	0304	5652	266.40		THE ATLANTIC GROUP INC - Supplemental Labor	Yes.GHSOOTBLR.7829932	J
		0110	111	016520	016520	512107	0000	0304	5657	482.80		THE ATLANTIC GROUP INC - Supplemental Labor	Yes.GHCCRGYP.7833505	J
		0110	111	016520	016520	512100	0000	0301	5654	9,733.60		THE ATLANTIC GROUP INC - Auxiliary Labor	Yes.GHPULCOAL.7733011	J
		0110	112	016520	016520	511100	0000	0301	5654	3,371.98		THE ATLANTIC GROUP INC - Auxiliary Labor	Yes.GH4F20.7735826	J
		0110	111	016520	016520	512107	0000	0301	5657	4,930.41		THE ATLANTIC GROUP INC - Auxiliary Labor	Yes.GHCCRASH.7788439	J
		0110	111	016520	016520	512101	0000	0301	5654	3,672.60		THE ATLANTIC GROUP INC - Auxiliary Labor	Yes.GHSCR.7794722	J
		0110	112	016520	016520	512156	0000	0301	5654	587.60		THE ATLANTIC GROUP INC - Auxiliary Labor	Yes.GH4F20.7824347	J
		0110	111	016520	016520	512100	0000	0301	5656	1,735.24		THE ATLANTIC GROUP INC - Auxiliary Labor	Yes.GHFUELHDL.7825504	J
		0110	112	016520	016520	512101	0000	0301	5654	5,431.96		THE ATLANTIC GROUP INC - Auxiliary Labor	Yes.GH4F20.7827214	J
		0110	111	016520	016520	512107	0000	0304	5657	1,262.16		THE ATLANTIC GROUP INC - Supplemental Labor	Yes.GHCCRASH.7657284	J
		0110	111	016520	016520	512107	0000	0304	5657	140.24		THE ATLANTIC GROUP INC - Supplemental Labor	Yes.GHCCRASH.7786281	J
		0110	111	016520	016520	511100	0000	0304	5657	2,030.40		THE ATLANTIC GROUP INC - Supplemental Labor	Yes.GHSTRGRND.7426173	J
		0110	111	016520	016520	511100	0000	0304	5657	1,178.88		THE ATLANTIC GROUP INC - Supplemental Labor	Yes.GHSTRGRND.7426176	J
		0110	111	016520	016520	511100	0000	0304	5657	3,850.08		THE ATLANTIC GROUP INC - Supplemental Labor	Yes.GHSTRGRND.7426180	J
		0110	111	016520	016520	512107	0000	0304	5657	1,145.46		THE ATLANTIC GROUP INC - Supplemental Labor	Yes.GHCCRASH.7440509	J
		0110	111	016520	016520	512100	0000	0304	5654	109.02		THE ATLANTIC GROUP INC - Supplemental Labor	Yes.GH4F20.7535853	J
		0110	111	016520	016520	512100	0000	0304	5654	218.04		THE ATLANTIC GROUP INC - Supplemental Labor	Yes.GH4F20.7535870	J
		0110	111	016520	016520	512100	0000	0304	5653	109.02		THE ATLANTIC GROUP INC - Supplemental Labor	Yes.GHSOOTBLR.7568955	J
		0110	111	016520	016520	512100	0000	0304	5654	87.84		THE ATLANTIC GROUP INC - Supplemental Labor	Yes.GHPULCOAL.7683906	J
		0110	111	016520	016520	512100	0000	0304	5654	109.02		THE ATLANTIC GROUP INC - Supplemental Labor	Yes.GH4F20.7711955	J
		0110	111	016520	016520	512100	0000	0304	5654	1,452.24		THE ATLANTIC GROUP INC - Supplemental Labor	Yes.GH4F20.7720820	J
		0110	111	016520	016520	513100	0000	0304	5654	43.92		THE ATLANTIC GROUP INC - Supplemental Labor	Yes.GH4F20.7721017	J
		0110	111	016520	016520	513100	0000	0304	5654	43.92		THE ATLANTIC GROUP INC - Supplemental Labor	Yes.GH4F20.7721019	J
		0110	111	016520	016520	513100	0000	0304	5654	43.92		THE ATLANTIC GROUP INC - Supplemental Labor	Yes.GH4F20.7721021	J
		0110	111	016520	016520	513100	0000	0304	5654	43.92		THE ATLANTIC GROUP INC - Supplemental Labor	Yes.GH4F20.7721023	J
		0110	111	016520	016520	512100	0000	0304	5652	283.62		THE ATLANTIC GROUP INC - Supplemental Labor	Yes.GHPULCOAL.7730892	J
		0110	111	016520	016520	512100	0000	0304	5654	4,768.00		THE ATLANTIC GROUP INC - Supplemental Labor	Yes.GHPULCOAL.7733011	J
		0110	112	016520	016520	511100	0000	0304	5654	639.96		THE ATLANTIC GROUP INC - Supplemental Labor	Yes.GH4F20.7735826	J
		0110	111	016520	016520	512100	0000	0304	5652	782.44		THE ATLANTIC GROUP INC - Supplemental Labor	Yes.GHBLRDFI.7738508	J
		0110	111	016520	016520	512100	0000	0304	5653	87.23		THE ATLANTIC GROUP INC - Supplemental Labor	Yes.GH4F20.7735826	J

Attachment to Response to AG-KIUC-2 Question 22(h)

Case No. 2020-00350

Database ORAOEBSPROD.OEBSPROD
 Data Access Set LGE ENERGY LLC
 Ledger LGE ENERGY LLC
 Chart Of Accounts Accounting Flexfield
 Currency USD

Category	* List - Text Accrual
Source	* List - Text Spreadsheet
Accounting Date	* List - Date 5/31/2020
Group ID	Number 12046
Batch Name	Text PG-SML
Journal Name	Text J701-0110-0520
Journal Description	Text Power Generation Accrual
Reverse Journal	List - Text Yes
Reversal Period/Date	List - Text JUN-2020

Upl	Company	Product	Org	Exp Org	Account	IC	Exp Type	Loc	Debit	Credit	Stat Amount	Line Description	Line DFF (Project.Task)	Messages
									* Number	* Number	Number	Text	List - Text	
		0110	111	016520	016520	513100	0000	0304	200.50			THE ATLANTIC GROUP INC - Supplemental Labor	Yes.GHTWTRS.7755038	J
		0110	111	016520	016520	513100	0000	0304	155.88			THE ATLANTIC GROUP INC - Supplemental Labor	Yes.GHTWTRS.7755066	J
		0110	111	016520	016520	512100	0000	0304	593.49			THE ATLANTIC GROUP INC - Supplemental Labor	Yes.GHBOILER.7758758	J
		0110	112	016520	016520	512100	0000	0304	66.03			THE ATLANTIC GROUP INC - Supplemental Labor	Yes.GH4F20.7761808	J
		0110	111	016520	016520	512100	0000	0304	1,794.69			THE ATLANTIC GROUP INC - Supplemental Labor	Yes.GHSOOTBLR.7769275	J
		0110	111	016520	016520	513100	0000	0304	420.21			THE ATLANTIC GROUP INC - Supplemental Labor	Yes.GHCIRCWTR.7778701	J
		0110	111	016520	016520	512100	0000	0304	161.44			THE ATLANTIC GROUP INC - Supplemental Labor	Yes.GHBLRDF.7779510	J
		0110	111	016520	016520	512107	0000	0304	954.09			THE ATLANTIC GROUP INC - Supplemental Labor	Yes.GHCCRASH.7788439	J
		0110	111	016520	016520	511100	0000	0304	161.44			THE ATLANTIC GROUP INC - Supplemental Labor	Yes.GHSTRGRND.7791823	J
		0110	112	016520	016520	512100	0000	0304	54.51			THE ATLANTIC GROUP INC - Supplemental Labor	Yes.GH4F20.7792134	J
		0110	111	016520	016520	513100	0000	0304	480.06			THE ATLANTIC GROUP INC - Supplemental Labor	Yes.GHTWTRS.7794139	J
		0110	111	016520	016520	513100	0000	0304	480.06			THE ATLANTIC GROUP INC - Supplemental Labor	Yes.GHTWTRS.7794163	J
		0110	111	016520	016520	512100	0000	0304	54.51			THE ATLANTIC GROUP INC - Supplemental Labor	Yes.GHBOILER.7794701	J
		0110	111	016520	016520	513100	0000	0304	80.72			THE ATLANTIC GROUP INC - Supplemental Labor	Yes.GHTURBGEN.7797813	J
		0110	111	016520	016520	513100	0000	0304	43.92			THE ATLANTIC GROUP INC - Supplemental Labor	Yes.GHTURBGEN.7797814	J
		0110	111	016520	016520	512100	0000	0304	43.92			THE ATLANTIC GROUP INC - Supplemental Labor	Yes.GHSVCWTR.7797816	J
		0110	111	016520	016520	512100	0000	0304	43.92			THE ATLANTIC GROUP INC - Supplemental Labor	Yes.GHSVCWTR.7797817	J
		0110	111	016520	016520	512100	0000	0304	21.96			THE ATLANTIC GROUP INC - Supplemental Labor	Yes.GHWTRTRM.7797818	J
		0110	111	016520	016520	512100	0000	0304	21.96			THE ATLANTIC GROUP INC - Supplemental Labor	Yes.GHWTRTRM.7797823	J
		0110	111	016520	016520	512100	0000	0304	43.92			THE ATLANTIC GROUP INC - Supplemental Labor	Yes.GHSVCWTR.7797908	J
		0110	111	016520	016520	512100	0000	0304	73.24			THE ATLANTIC GROUP INC - Supplemental Labor	Yes.GHSOOTBLR.7798195	J
		0110	111	016520	016520	512100	0000	0304	80.63			THE ATLANTIC GROUP INC - Supplemental Labor	Yes.GHSOOTBLR.7798218	J
		0110	111	016520	016520	512107	0000	0304	427.44			THE ATLANTIC GROUP INC - Supplemental Labor	Yes.GHCCRASH.7798288	J
		0110	111	016520	016520	512100	0000	0304	43.92			THE ATLANTIC GROUP INC - Supplemental Labor	Yes.GHSVCWTR.7798291	J
		0110	111	016520	016520	512100	0000	0304	40.36			THE ATLANTIC GROUP INC - Supplemental Labor	Yes.GHSOOTBLR.7799415	J
		0110	111	016520	016520	512100	0000	0304	40.36			THE ATLANTIC GROUP INC - Supplemental Labor	Yes.GHSOOTBLR.7799416	J
		0110	111	016520	016520	512100	0000	0304	40.36			THE ATLANTIC GROUP INC - Supplemental Labor	Yes.GHSOOTBLR.7799417	J
		0110	111	016520	016520	512100	0000	0304	40.36			THE ATLANTIC GROUP INC - Supplemental Labor	Yes.GHSOOTBLR.7799418	J
		0110	111	016520	016520	512100	0000	0304	43.92			THE ATLANTIC GROUP INC - Supplemental Labor	Yes.GHBLRDF.7800183	J
		0110	111	016520	016520	513100	0000	0304	21.96			THE ATLANTIC GROUP INC - Supplemental Labor	Yes.GHSVCWTR.7800253	J
		0110	111	016520	016520	513100	0000	0304	21.96			THE ATLANTIC GROUP INC - Supplemental Labor	Yes.GHSVCWTR.7800329	J
		0110	111	016520	016520	512017	0000	0304	131.76			THE ATLANTIC GROUP INC - Supplemental Labor	Yes.GHASHHDL.7801222	J
		0110	111	016520	016520	512017	0000	0304	131.76			THE ATLANTIC GROUP INC - Supplemental Labor	Yes.GHASHHDL.7801223	J
		0110	111	016520	016520	513100	0000	0304	87.84			THE ATLANTIC GROUP INC - Supplemental Labor	Yes.GHSHHDL.7801224	J

Attachment to Response to AG-KIUC-2 Question 22(h)

Case No. 2020-00350

Page 104 of 166

Garrett

Database ORAOEBSPROD.OEBSPROD
 Data Access Set LGE ENERGY LLC
 Ledger LGE ENERGY LLC
 Chart Of Accounts Accounting Flexfield
 Currency USD

Category	* List - Text Accrual
Source	* List - Text Spreadsheet
Accounting Date	* List - Date 5/31/2020
Group ID	Number 12046
Batch Name	Text PG-SML
Journal Name	Text J701-0110-0520
Journal Description	Text Power Generation Accrual
Reverse Journal	List - Text Yes
Reversal Period/Date	List - Text JUN-2020

Upl	Company	Product	Org	Exp Org	Account	IC	Exp Type	Loc	Debit	Credit	Stat Amount	Line Description	Line DFF (Project.Task)	Messages
									* Number	* Number	Number	Text	List - Text	
		0110	111	016520	016520	512107	0000	0304	5657			THE ATLANTIC GROUP INC - Supplemental Labor	Yes.GHCCRGYP.7801636	J
		0110	111	016520	016520	512107	0000	0304	5657	67.54		THE ATLANTIC GROUP INC - Supplemental Labor	Yes.GHCCRGYP.7801644	J
		0110	111	016520	016520	512100	0000	0304	5654	87.84		THE ATLANTIC GROUP INC - Supplemental Labor	Yes.GHPULCOAL.7803127	J
		0110	111	016520	016520	512100	0000	0304	5657	175.68		THE ATLANTIC GROUP INC - Supplemental Labor	Yes.GHFUELHDL.7803842	J
		0110	111	016520	016520	512100	0000	0304	5657	175.68		THE ATLANTIC GROUP INC - Supplemental Labor	Yes.GHFUELHDL.7803985	J
		0110	111	016520	016520	513100	0000	0304	5656	348.32		THE ATLANTIC GROUP INC - Supplemental Labor	Yes.GHTWTRS.7815361	J
		0110	111	016520	016520	512100	0000	0304	5654	80.72		THE ATLANTIC GROUP INC - Supplemental Labor	Yes.GHCOND.7824755	J
		0110	111	016520	016520	512100	0000	0304	5654	161.44		THE ATLANTIC GROUP INC - Supplemental Labor	Yes.GHCOND.7824756	J
		0110	111	016520	016520	512100	0000	0304	5654	161.44		THE ATLANTIC GROUP INC - Supplemental Labor	Yes.GHCOND.7824757	J
		0110	111	016520	016520	513100	0000	0304	5655	184.16		THE ATLANTIC GROUP INC - Supplemental Labor	Yes.GHTWTRS.7829252	J
		0110	111	016520	016520	512100	0000	0304	5652	379.74		THE ATLANTIC GROUP INC - Supplemental Labor	Yes.GHSOOTBLR.7829937	J
		0110	111	016520	016520	512100	0000	0304	5652	73.24		THE ATLANTIC GROUP INC - Supplemental Labor	Yes.GHSOOTBLR.7829938	J
		0110	111	016520	016520	512100	0000	0304	5652	80.63		THE ATLANTIC GROUP INC - Supplemental Labor	Yes.GHSOOTBLR.7829939	J
		0110	111	016520	016520	512100	0000	0304	5652	50.63		THE ATLANTIC GROUP INC - Supplemental Labor	Yes.GHSOOTBLR.7829940	J
		0110	111	016520	016520	512100	0000	0304	5651	266.40		THE ATLANTIC GROUP INC - Supplemental Labor	Yes.GHSOOTBLR.7829975	J
		0110	111	016520	016520	512100	0000	0304	5652	30.00		THE ATLANTIC GROUP INC - Supplemental Labor	Yes.GHSOOTBLR.7829991	J
		0110	111	016520	016520	512100	0000	0304	5652	60.00		THE ATLANTIC GROUP INC - Supplemental Labor	Yes.GHSOOTBLR.7829993	J
		0110	111	016520	016520	512100	0000	0304	5652	50.63		THE ATLANTIC GROUP INC - Supplemental Labor	Yes.GHSOOTBLR.7829994	J
		0110	111	016520	016520	512100	0000	0304	5652	36.60		THE ATLANTIC GROUP INC - Supplemental Labor	Yes.GHSOOTBLR.7829995	J
		0110	111	016520	016520	512100	0000	0304	5652	266.40		THE ATLANTIC GROUP INC - Supplemental Labor	Yes.GHSOOTBLR.7829998	J
		0110	111	016520	016520	512100	0000	0304	5652	272.55		THE ATLANTIC GROUP INC - Supplemental Labor	Yes.GHSOOTBLR.7830000	J
		0110	111	016520	016520	512100	0000	0304	5652	36.60		THE ATLANTIC GROUP INC - Supplemental Labor	Yes.GHSOOTBLR.7830001	J
		0110	111	016520	016520	512100	0000	0304	5652	36.64		THE ATLANTIC GROUP INC - Supplemental Labor	Yes.GHSOOTBLR.7830002	J
		0110	111	016520	016520	512100	0000	0304	5652	36.64		THE ATLANTIC GROUP INC - Supplemental Labor	Yes.GHSOOTBLR.7830003	J
		0110	111	016520	016520	512100	0000	0304	5652	73.24		THE ATLANTIC GROUP INC - Supplemental Labor	Yes.GHSOOTBLR.7830005	J
		0110	111	016520	016520	512100	0000	0304	5654	3,270.14		THE ATLANTIC GROUP INC - Supplemental Labor	Yes.GHPULCOAL.7831781	J
		0110	111	016520	016520	512100	0000	0304	5652	402.92		THE ATLANTIC GROUP INC - Supplemental Labor	Yes.GHSOOTBLR.7832039	J
		0110	111	016520	016520	512100	0000	0304	5652	555.70		THE ATLANTIC GROUP INC - Supplemental Labor	Yes.GHSOOTBLR.7832040	J
		0110	111	016520	016520	512100	0000	0304	5654	680.58		THE ATLANTIC GROUP INC - Supplemental Labor	Yes.GHBOILER.7832063	J
		0110	111	016520	016520	512107	0000	0304	5657	2,885.64		THE ATLANTIC GROUP INC - Supplemental Labor	Yes.GHCCRGYP.7833505	J
		0110	111	016520	016520	512100	0000	0304	5651	183.12		THE ATLANTIC GROUP INC - Supplemental Labor	Yes.GHSOOTBLR.7833522	J
		0110	111	016520	016520	512100	0000	0304	5652	266.40		THE ATLANTIC GROUP INC - Supplemental Labor	Yes.GHSOOTBLR.7833716	J
		0110	111	016520	016520	512100	0000	0304	5652	349.08		THE ATLANTIC GROUP INC - Supplemental Labor	Yes.GHSOOTBLR.7834419	J
		0110	111	016520	016520	512100	0000	0304	5652	311.76		THE ATLANTIC GROUP INC - Supplemental Labor	Yes.GHPULCOAL.7834433	J
		0110	111	016520	016520	512100	0000	0304	5652	1,068.33		THE ATLANTIC GROUP INC - Supplemental Labor	Yes.GHPULCOAL.7834433	J

Attachment to Response to AG-KIUC-2 Question 22(h)

Case No. 2020-00350

Page 105 of 166

Garrett

Database ORAOEBSPROD.OEBSPROD
 Data Access Set LGE ENERGY LLC
 Ledger LGE ENERGY LLC
 Chart Of Accounts Accounting Flexfield
 Currency USD

Category	* List - Text Accrual
Source	* List - Text Spreadsheet
Accounting Date	* List - Date 5/31/2020
Group ID	Number 12046
Batch Name	Text PG-SML
Journal Name	Text J701-0110-0520
Journal Description	Text Power Generation Accrual
Reverse Journal	List - Text Yes
Reversal Period/Date	List - Text JUN-2020

Upl	Company	Product	Org	Exp Org	Account	IC	Exp Type	Loc	Debit	Credit	Stat Amount	Line Description	Line DFF (Project.Task)	Messages	
					* List - Text				* Number	* Number	Number	Text	List - Text		
	0110	112	016520	016520	511100	0000	0301	5654	276.00			THE ATLANTIC GROUP INC - Auxiliary Labor	Yes.GH4F20.7735826	J	
	0110	111	016520	016520	512100	0000	0301	5652	509.86			THE ATLANTIC GROUP INC - Auxiliary Labor	Yes.GHBLRDF7.7738508	J	
	0110	111	016520	016520	512100	0000	0301	5652	318.78			THE ATLANTIC GROUP INC - Auxiliary Labor	Yes.GHBOILER.7758758	J	
	0110	111	016520	016520	512100	0000	0301	5652	1,247.42			THE ATLANTIC GROUP INC - Auxiliary Labor	Yes.GHSOOTBLR.7769275	J	
	0110	111	016520	016520	512107	0000	0301	5657	600.94			THE ATLANTIC GROUP INC - Auxiliary Labor	Yes.GHCCRASH.7788439	J	
	0110	111	016520	016520	512100	0000	0301	5657	442.24			THE ATLANTIC GROUP INC - Auxiliary Labor	Yes.GHFUELHDL.7828426	J	
	0110	111	016520	016520	512100	0000	0301	5654	728.64			THE ATLANTIC GROUP INC - Auxiliary Labor	Yes.GHBOILER.7832063	J	
	0110	111	016520	016520	512100	0000	0301	5657	442.24			THE ATLANTIC GROUP INC - Auxiliary Labor	Yes.GHFUELHDL.7833687	J	
	0110	111	016520	016520	511100	0000	0304	5657	2,030.40			THE ATLANTIC GROUP INC - Supplemental Labor	Yes.GHSTRGRND.7426173	J	
	0110	111	016220	016300	186075	0000	0375	5636	29,872.23			BRCT LTSA Fixed/EOH Fee for CT6 Servi	Yes.156327KU.BRCT6	J	
	0110	111	016220	016300	186075	0000	0375	5637	29,496.98			BRCT LTSA Fixed/EOH Fee for CT7 Servi	Yes.156327KU.BRCT7	J	
	0100	111	002040	016300	186075	0110	0375	0460	18,308.79			BRCT LTSA Fixed/EOH Fee for CT6 Servi	Yes.156327LGE.BRCT6	J	
	0100	111	002040	016300	186075	0110	0375	0461	18,078.80			BRCT LTSA Fixed/EOH Fee for CT7 Servi	Yes.156327LGE.BRCT7	J	
	0110	111	016710	002130	186074	0100	0375	0172	111,679.74			CR7 LTPC Variable Fee CT1 Service (KU) Siemens - Q2	Yes.CR7LTPCKU.LTPC186	J	
	0110	111	016710	002130	186074	0100	0475	0172	273,422.82			CR7 LTPC Variable Fee CT1 Matl (KU) Siemens - Q2	Yes.CR7LTPCKU.LTPC186	J	
	0110	111	016710	002130	186074	0100	0375	0172	116,800.14			CR7 LTPC Variable Fee CT2 Service (KU) Siemens - Q2	Yes.CR7LTPCKU.LTPC186	J	
	0110	111	016710	002130	186074	0100	0475	0172	285,958.97			CR7 LTPC Variable Fee CT2 Matl (KU) Siemens - Q2	Yes.CR7LTPCKU.LTPC186	J	
	0110	105	015590	015590	232031	0000	0699	0000		1,283,439.51				Yes.112958.232031	C
	0110	105	015590	015590	232032	0000	0699	0000		30,289.12				Yes.112958.232032	C
	0110	105	015590	015590	232033	0000	0699	0000		-				Yes.112958.232033	C
	0110	111	015590	006250	232001	0100	0699	0000		824,249.26		Power Generation Monthly Accrual	Yes.112958.PPD	C	
	0110	111	015590	015590	232001	0000	0699	0000		1,180,732.63		Power Generation Monthly Accrual	Yes.112958.PPD	C	
	0110	111	015590	015590	143012	0000	0699	0000	293,915.77			Power Generation Monthly Accrual-Beneficial ReUse	Yes.112958.143012	C	
	0110	111	015590	015590	143012	0000	0699	0000				Power Generation Inventory	Yes.112958.143012	C	
Totals:									3,612,626.29	3,612,626.29					

Description: Power Generation Accrual

Prepared by: S Laster Approved by: Stacy Ritchey Posted by: S Laster

Upload/Concurrent ID: 52737854 Posted/Concurrent ID: 52737854
 Reverse Concurrent ID: 52775598 Reversal Posted/Concurrent ID: 52775598

Case No. 2020-00350

Attachment to Response to AG-KIUC-2 Question 22(h)

Page 106 of 166

Garrett

Database ORAOEBSPROD.OEBSPROD
 Data Access Set LGE ENERGY LLC
 Ledger LGE ENERGY LLC
 Chart Of Accounts Accounting Flexfield
 Currency USD

Category	* List - Text Accrual
Source	* List - Text Spreadsheet
Accounting Date	* List - Date 6/30/2020
Group ID	Number 28701
Batch Name	Text PG-SML
Journal Name	Text J701-0110-0620
Journal Description	Text Power Generation Accrual
Reverse Journal	List - Text Yes
Reversal Period/Date	List - Text JUL-2020

Upl	Company	Product	Org	Exp Org	Account	IC	Exp Type	Loc	Debit	Credit	Stat Amount	Line Description	Line DFF (Project.Task)	Messages
					* List - Text				* Number	* Number	Number	Text	List - Text	
		0110	111	16520	016520	107001	0000	0304	5651			GH1 PJFF Insulation Blankets	Yes.135277.7238562	
		0110	111	16520	016520	107001	0000	0301	5654	12,100.00		4-4 MILL GEAR BOX INSPECTION	Yes.162737.7848667	
		0110	111	16520	016520	511100	0000	0452	5657	10,300.00		FPG CONSUMABLES	Yes.GHSTRGRND.7710144	
		0110	111	16520	016520	107001	0000	0304	5651	5,000.00		INVESTMENT U-1 BURNER REPLACEMENT ASSEMBLY	Yes.161760.7879854	
		0110	111	16520	016520	512101	0000	0301	5651	1,000.00		BUILD PLATFORMS TO ACCESS SONIC AIR HORNS U-1	Yes.GHSCR.7772538	
		0110	111	16520	016520	107001	0000	0301	5654	54,895.50		Investment HP Inlet Snout Ring Repl	Yes.161302.7721653	
		0110	111	16520	016520	107001	0000	0301	5654	51,895.50		Invest HP-IP Bucket Repl	Yes.160894.7721657	
		0110	111	016520	016520	107001	0000	0301	5654	43,000.00		Investment 7, 8, 9th Stg Diaphragms Repl	Yes.161743.7760063	
		0110	111	016520	016520	513100	0000	0301	5654	191,117.00		TURBINE OPEX	Yes.GH4TOF20.7711321	
		0110	111	016520	016520	107001	0000	0175	5657	1,134.82		Elec Shop Install for Barge Unloader Bucket Motor Replacement Spare	Yes.162812.7856215	
		0110	111	016520	016520	108901	0000	0175	5657	1,134.82		GH12 Elec Shop Remove for Barge Unloader Bucket Motor Replacement Spare	Yes.162812.7882635	
		0110	111	016520	016520	107001	0000	0301	5657	1,350.71		DnZ Install Barge Unloader Bucket Motor Replacement Spare	Yes.162812.7856215	
		0110	111	016520	016520	108901	0000	0301	5657	1,350.71		DnZ Removal Work for Barge Unloader Bucket Motor Replacement Spare	Yes.162812.7882635	
		0110	111	016520	016520	107001	0000	0175	5657	348.59		KU GHPDM Work for Barge Unloader Bucket Motor Replacement Spare	Yes.162812.7856215	
		0110	111	016520	016520	512100	0000	0301	5657		1,716.00	DnZ Install Barge Unloader Bucket Motor Replacement Spare	Yes.GHFUELHDL.7784080	
		0110	111	016520	016520	512100	0000	0175	5657		985.00	Elec Shop Install for Barge Unloader Bucket Motor Replacement Spare	Yes.GHFUELHDL.7784080	
		0110	111	016520	016520	512100	0000	0175	5657		349.00	Elec Shop Install for Barge Unloader Bucket Motor Replacement Spare	Yes.GHFUELHDL.7785160	
		0110	111	016520	016520	512100	0000	0175	5657		2,270.00	Elec Shop Install for Barge Unloader Bucket Motor Replacement Spare	Yes.GHFUELHDL.7784036	
		0110	111	016520	016520	513100	0000	0303	5651	3,750.00		AIR COMPRESSOR RENTAL	Yes.GHCOMP.7779781	
		0110	111	016520	016520	502013	0000	0301	5657	56,400.00		Monthly Landfill Fee	Yes.GHCROPS.CCROPS	
		0110	111	016520	016520	502011	0000	0699	5657		226,247.05	Gypsum Sales - ECR	Yes.GH-GYPSAL.GYP SALES ECR	
		0110	111	016520	016520	502001	0000	0699	5657		36,666.67	Gypsum Sales - Non ECR	Yes.GHGYP.7779781	
		0110	111	016520	016520	502011	0000	0699	5657		35,015.32	Gypsum Sales - ECR - Premium	Yes.GH-GYPSAL.GYP SALES ECR	
		0110	111	016520	016520	501253	0000	0699	5654		163,256.88	Ash Sales	Yes.GHASHSALE.SALES	
		0110	111	016520	016520	512005	0000	0452	5657	5,251.76		AIR HYDRO POWER INC - Inv#10411842	Yes.GHLSPREP.7803832	
		0110	111	016520	016520	512005	0000	0452	5657	1,644.75		AIR HYDRO POWER INC - Inv#10411842	Yes.GHLSPREP.7803832	
		0110	111	016520	016520	512005	0000	0653	5657	332.51		AIR HYDRO POWER INC - Inv#10411842	Yes.GHLSPREP.7803832	
		0110	111	016520	016520	505100	0000	0413	5655	4,234.50		CHEMICAL RESOURCES INC - Inv#127778	Yes.GHCWCHEM.GH1&2	
		0110	111	016520	016520	505100	0000	0413	5655	4,252.78		CHEMICAL RESOURCES INC - Inv#127778	Yes.GHCWCHEM.GH1&2	
		0110	111	016520	016520	511100	0000	0452	5657	7,008.60		FASTENAL CO - Inv#KYCAR103359	Yes.GHSTASUP.VMI-FSTNRS	
		0110	111	016520	016520	511100	0000	0452	5652	301.76		FASTENAL CO - Inv#KYCAR103359	Yes.GHMISPLT.7727443	
		0110	111	016520	016520	511100	0000	0452	5657	74.50		FASTENAL CO - Inv#KYCAR103359	Yes.GHSTRGRND.7711375	
		0110	111	016520	016520	511100	0000	0653	5652	440.57		FASTENAL CO - Inv#KYCAR103359	Yes.GHMISPLT.7727443	
		0110	111	016520	016520	502100	0000	0452	5657	111.04		FISHER SCIENTIFIC COMPANY LLC - Inv#6875399	Yes.GHPWSOPS.SUPPLIES	
		0110	111	016520	016520	502100	0000	0452	5657	1,059.44		FISHER SCIENTIFIC COMPANY LLC - Inv#6875399	Yes.GHPWSOPS.SUPPLIES	
		0110	111	016520	016520	502100	0000	0452	5657	311.58		FISHER SCIENTIFIC COMPANY LLC - Inv#6875399	Yes.GHPWSOPS.SUPPLIES	
		0110	111	016520	016520	502004	0000	0452	5657	932.40		FISHER SCIENTIFIC COMPANY LLC - Inv#6875399	Yes.GHWTRLAB.WTR LAB	
		0110	111	016520	016520	502004	0000	0452	5657	40.38		FISHER SCIENTIFIC COMPANY LLC - Inv#6875399	Yes.GHWTRLAB.WTR LAB	
		0110	111	016520	016520	502100	0000	0653	5657	77.50		FISHER SCIENTIFIC COMPANY LLC - Inv#6875399	Yes.GHPWSOPS.SUPPLIES	
		0110	112	016520	016520	512100	0000	0452	5654	18,410.00		WOOD GROUP USA INC - Inv#PN20641801	Yes.GH4F20.7695470	
		0110	112	016520	016520	512100	0000	0452	5654	8,470.00		WOOD GROUP USA INC - Inv#PN20641801	Yes.GH4F20.7695470	
		0110	112	016520	016520	512100	0000	0653	5654	374.05		WOOD GROUP USA INC - Inv#PN20641801	Yes.GH4F20.7695470	
		0110	111	016520	016520	107001	0000	0301	5657	1,126.00		Incorp Industries LLC - Auxiliary Labor	Yes.156599.7852148	
		0110	111	016520	016520	108901	0000	0301	5657	437.00		Incorp Industries LLC - Auxiliary Labor	Yes.161436.7881357	
		0110	111	016520	016520	107001	0000	0301	5654	6,236.10		Incorp Industries LLC - Auxiliary Labor	Yes.161665.7880426	
		0110	112	016520	016520	513100	0000	0301	5654	1,128.40		Incorp Industries LLC - Auxiliary Labor	Yes.GH4TOF20.7847720	
		0110	111	016520	016520	512017	0000	0301	5653	1,128.40		Incorp Industries LLC - Auxiliary Labor	Yes.GHASHDDL.7840515	
		0110	111	016520	016520	512100	0000	0301	5653	275.60		Incorp Industries LLC - Auxiliary Labor	Yes.GHLSPREP.7803832	
		0110	111	016520	016520	514100	0000	0301	5657	852.80		Incorp Industries LLC - Auxiliary Labor	Yes.GHMISPLT.7879847	

Attachment to Response to AG-KIUC-2 Question 22(h)

Case No. 2020-00350

Database ORAOEBSPROD.OEBSPROD
 Data Access Set LGE ENERGY LLC
 Ledger LGE ENERGY LLC
 Chart Of Accounts Accounting Flexfield
 Currency USD

Category * List - Text Accrual
 Source * List - Text Spreadsheet
 Accounting Date * List - Date 6/30/2020
 Group ID Number 28701
 Batch Name Text PG-SML
 Journal Name Text J701-0110-0620
 Journal Description Text Power Generation Accrual
 Reverse Journal List - Text Yes
 Reversal Period/Date List - Text JUL-2020

Upl	Company	Product	Org	Exp Org	Account	IC	Exp Type	Loc	Debit	Credit	Stat Amount	Line Description	Line DFF (Project.Task)	Messages
					List - Text				* Number	* Number	Number	Text	List - Text	
	0110	111	016520	016520	512100	0000	0301	5651	1,981.20			Incorp Industries LLC - Auxiliary Labor	Yes.GHPULCOAL.7871717	
	0110	112	016520	016520	513100	0000	0304	5654	269.92			Incorp Industries LLC - Supplemental Labor	Yes.GH4TOF20.7847720	
	0110	111	016520	016520	512017	0000	0304	5653	269.92			Incorp Industries LLC - Supplemental Labor	Yes.GHASHHDL.7840515	
	0110	111	016520	016520	512100	0000	0304	5651	2,248.60			Incorp Industries LLC - Supplemental Labor	Yes.GHBOILER.7710048	
	0110	111	016520	016520	514100	0000	0304	5657	269.92			Incorp Industries LLC - Supplemental Labor	Yes.GHMISCP.LT.7879847	
	0110	111	016520	016520	512100	0000	0304	5651	539.84			Incorp Industries LLC - Supplemental Labor	Yes.GHPULCOAL.7871717	
	0110	111	018834	016520	163012	0000	0301	5657	1,709.82			The Atlantic Group - Auxiliary Labor	Yes.146660KU.7387074	
	0110	111	016520	016520	108901	0000	0301	5657	4,999.44			The Atlantic Group - Auxiliary Labor	Yes.161436.7755856	
	0110	111	016520	016520	107001	0000	0301	5651	4,097.66			The Atlantic Group - Auxiliary Labor	Yes.161719.7766616	
	0110	112	016520	016520	511100	0000	0301	5654	1,475.12			The Atlantic Group - Auxiliary Labor	Yes.GH4F20.7735826	
	0110	112	016520	016520	512100	0000	0301	5654	828.64			The Atlantic Group - Auxiliary Labor	Yes.GH4F20.7871105	
	0110	111	016520	016520	512100	0000	0301	5654	2,075.12			The Atlantic Group - Auxiliary Labor	Yes.GHPULCOAL.7861608	
	0110	111	016520	016520	512100	0000	0301	5654	464.32			The Atlantic Group - Auxiliary Labor	Yes.GHPULCOAL.7864357	
	0110	111	016520	016520	512100	0000	0301	5657	1,392.96			The Atlantic Group - Auxiliary Labor	Yes.GHPWSMNTC.7827196	
	0110	111	016520	016520	512100	0000	0301	5657	464.32			The Atlantic Group - Auxiliary Labor	Yes.GHPWSMNTC.7875948	
	0110	111	016520	016520	512101	0000	0301	5651	2,367.14			The Atlantic Group - Auxiliary Labor	Yes.GHSCR.7772538	
	0110	111	016520	016520	511100	0000	0301	5657	481.12			The Atlantic Group - Auxiliary Labor	Yes.GHSTRGRND.7381791	
	0110	111	016520	016520	513100	0000	0301	5651	864.32			The Atlantic Group - Auxiliary Labor	Yes.GHSVCWTR.7761827	
	0110	111	016520	016520	513100	0000	0301	5654	273.24			The Atlantic Group - Auxiliary Labor	Yes.GHTURBGEN.7847751	
	0110	111	018834	016520	163012	0000	0304	5657	3,545.64			The Atlantic Group - Supplemental Labor	Yes.146660KU.7387074	
	0110	111	016520	016520	107001	0000	0304	5651	957.20			The Atlantic Group - Supplemental Labor	Yes.158956.7592183	
	0110	111	016520	016520	107001	0000	0304	5657	606.50			The Atlantic Group - Supplemental Labor	Yes.161436.7871789	
	0110	111	016520	016520	107001	0000	0304	5651	1,133.84			The Atlantic Group - Supplemental Labor	Yes.161719.7766616	
	0110	111	016520	016520	107001	0000	0304	5651	5,419.46			The Atlantic Group - Supplemental Labor	Yes.161760.7879854	
	0110	111	016520	016520	107001	0000	0304	5652	1,830.39			The Atlantic Group - Supplemental Labor	Yes.163147.7884984	
	0110	111	016520	016520	512100	0000	0304	5654	436.08			The Atlantic Group - Supplemental Labor	Yes.GH4F20.7535870	
	0110	111	016520	016520	512100	0000	0304	5654	54.51			The Atlantic Group - Supplemental Labor	Yes.GH4F20.7631657	
	0110	112	016520	016520	512100	0000	0304	5654	54.51			The Atlantic Group - Supplemental Labor	Yes.GH4F20.7702696	
	0110	112	016520	016520	511100	0000	0304	5654	2,165.76			The Atlantic Group - Supplemental Labor	Yes.GH4F20.7735826	
	0110	112	016520	016520	512100	0000	0304	5654	54.51			The Atlantic Group - Supplemental Labor	Yes.GH4F20.7782740	
	0110	112	016520	016520	512100	0000	0304	5654	2,298.92			The Atlantic Group - Supplemental Labor	Yes.GH4F20.7860430	
	0110	112	016520	016520	512100	0000	0304	5654	1,579.60			The Atlantic Group - Supplemental Labor	Yes.GH4F20.7870405	
	0110	112	016520	016520	513100	0000	0304	5654	905.30			The Atlantic Group - Supplemental Labor	Yes.GH4F20.7870987	
	0110	112	016520	016520	512100	0000	0304	5654	649.77			The Atlantic Group - Supplemental Labor	Yes.GH4F20.7871105	
	0110	111	016520	016520	512017	0000	0304	5651	20.18			The Atlantic Group - Supplemental Labor	Yes.GHASHHDL.7844574	
	0110	111	016520	016520	512017	0000	0304	5654	80.72			The Atlantic Group - Supplemental Labor	Yes.GHASHHDL.7850074	
	0110	111	016520	016520	512017	0000	0304	5654	161.44			The Atlantic Group - Supplemental Labor	Yes.GHASHHDL.7851787	
	0110	111	016520	016520	512017	0000	0304	5651	40.36			The Atlantic Group - Supplemental Labor	Yes.GHASHHDL.7854093	
	0110	111	016520	016520	512017	0000	0304	5651	40.36			The Atlantic Group - Supplemental Labor	Yes.GHASHHDL.7854094	
	0110	111	016520	016520	512017	0000	0304	5654	317.19			The Atlantic Group - Supplemental Labor	Yes.GHASHHDL.7860520	
	0110	111	016520	016520	512017	0000	0304	5654	40.36			The Atlantic Group - Supplemental Labor	Yes.GHASHHDL.7870617	
	0110	111	016520	016520	512100	0000	0304	5652	20.18			The Atlantic Group - Supplemental Labor	Yes.GHBLRDFT.7847373	
	0110	111	016520	016520	512100	0000	0304	5654	20.18			The Atlantic Group - Supplemental Labor	Yes.GHBLRDFT.7855067	
	0110	111	016520	016520	512100	0000	0304	5654	161.26			The Atlantic Group - Supplemental Labor	Yes.GHBOILER.7839526	
	0110	111	016520	016520	512100	0000	0304	5653	544.86			The Atlantic Group - Supplemental Labor	Yes.GHBOILER.7844990	
	0110	111	016520	016520	512100	0000	0304	5653	20.18			The Atlantic Group - Supplemental Labor	Yes.GHBRGWTR.7847353	
	0110	111	016520	016520	512100	0000	0304	5652	40.36			The Atlantic Group - Supplemental Labor	Yes.GHBRGWTR.7849068	
	0110	111	016520	016520	512100	0000	0304	5652	40.36			The Atlantic Group - Supplemental Labor	Yes.GHBRGWTR.7849069	
	0110	111	016520	016520	512107	0000	0304	5657	43,695.25			The Atlantic Group - Supplemental Labor	Yes.GHBRGWTR.7849069	
	0110	111	016520	016520	512107	0000	0304	5657	3,692.39			The Atlantic Group - Supplemental Labor	Yes.GHCRASH.7440512	

Case No. 2020-00350
 Attachment to Response to AG-KIUC-2 Question 22(h)
 Page 108 of 166
 Garrett

Database ORAOEBSPROD.OEBSPROD
 Data Access Set LGE ENERGY LLC
 Ledger LGE ENERGY LLC
 Chart Of Accounts Accounting Flexfield
 Currency USD

Category * List - Text Accrual
 Source * List - Text Spreadsheet
 Accounting Date * List - Date 6/30/2020
 Group ID Number 28701
 Batch Name Text PG-SML
 Journal Name Text J701-0110-0620
 Journal Description Text Power Generation Accrual
 Reverse Journal List - Text Yes
 Reversal Period/Date List - Text JUL-2020

Upl	Company	Product	Org	Exp Org	Account	IC	Exp Type	Loc	Debit	Credit	Stat Amount	Line Description	Line DFF (Project.Task)	Messages
					* List - Text				* Number	* Number	Number	Text	List - Text	
	0110	111	016520	016520	512107	0000	0304	5657	538.96			The Atlantic Group - Supplemental Labor	Yes.GHCCRASH.7698872	
	0110	111	016520	016520	512107	0000	0304	5657	1,145.46			The Atlantic Group - Supplemental Labor	Yes.GHCCRASH.7787917	
	0110	111	016520	016520	512107	0000	0304	5657	606.50			The Atlantic Group - Supplemental Labor	Yes.GHCCRASH.7834907	
	0110	111	016520	016520	512107	0000	0304	5657	363.28			The Atlantic Group - Supplemental Labor	Yes.GHCCRASH.7845571	
	0110	111	016520	016520	512107	0000	0304	5657	538.96			The Atlantic Group - Supplemental Labor	Yes.GHCCRASH.7851062	
	0110	111	016520	016520	512107	0000	0304	5657	392.78			The Atlantic Group - Supplemental Labor	Yes.GHCCRASH.7855871	
	0110	111	016520	016520	512107	0000	0304	5655	879.86			The Atlantic Group - Supplemental Labor	Yes.GHCCRASH.7875205	
	0110	111	016520	016520	512107	0000	0304	5657	483.20			The Atlantic Group - Supplemental Labor	Yes.GHCCRASH.7883994	
	0110	111	016520	016520	512107	0000	0304	5657	111.52			The Atlantic Group - Supplemental Labor	Yes.GHCCRGYP.7871032	
	0110	111	016520	016520	512107	0000	0304	5657	1,751.96			The Atlantic Group - Supplemental Labor	Yes.GHCCRGYP.7873377	
	0110	111	016520	016520	512107	0000	0304	5657	269.48			The Atlantic Group - Supplemental Labor	Yes.GHCCRGYP.7879802	
	0110	111	016520	016520	512107	0000	0304	5657	404.22			The Atlantic Group - Supplemental Labor	Yes.GHCCRGYP.7879803	
	0110	111	016520	016520	512107	0000	0304	5657	404.22			The Atlantic Group - Supplemental Labor	Yes.GHCCRGYP.7879805	
	0110	111	016520	016520	512107	0000	0304	5657	269.48			The Atlantic Group - Supplemental Labor	Yes.GHCCRGYP.7879806	
	0110	111	016520	016520	512107	0000	0304	5657	337.02			The Atlantic Group - Supplemental Labor	Yes.GHCCRGYP.7880390	
	0110	111	016520	016520	512107	0000	0304	5657	337.02			The Atlantic Group - Supplemental Labor	Yes.GHCCRGYP.7882579	
	0110	111	016520	016520	512107	0000	0304	5657	538.96			The Atlantic Group - Supplemental Labor	Yes.GHCCRGYP.7883990	
	0110	111	016520	016520	512107	0000	0304	5657	430.82			The Atlantic Group - Supplemental Labor	Yes.GHCCRMNTC.7865112	
	0110	111	016520	016520	513100	0000	0304	5656	764.91			The Atlantic Group - Supplemental Labor	Yes.GHCIRCWTR.7685639	
	0110	111	016520	016520	513100	0000	0304	5654	585.92			The Atlantic Group - Supplemental Labor	Yes.GHCIRCWTR.7868521	
	0110	111	016520	016520	513100	0000	0304	5651	242.16			The Atlantic Group - Supplemental Labor	Yes.GHCOMP AIR.7847355	
	0110	111	016520	016520	513100	0000	0304	5657	95.52			The Atlantic Group - Supplemental Labor	Yes.GHCOMP AIR.7850977	
	0110	111	016520	016520	513100	0000	0304	5657	79.23			The Atlantic Group - Supplemental Labor	Yes.GHCOMP AIR.7850978	
	0110	111	016520	016520	512100	0000	0304	5654	20.18			The Atlantic Group - Supplemental Labor	Yes.GHCOND.7860837	
	0110	111	016520	016520	512100	0000	0304	5654	40.36			The Atlantic Group - Supplemental Labor	Yes.GHCOND.7860838	
	0110	111	016520	016520	512100	0000	0304	5654	439.52			The Atlantic Group - Supplemental Labor	Yes.GHCOND.7868420	
	0110	111	016520	016520	512100	0000	0304	5654	202.52			The Atlantic Group - Supplemental Labor	Yes.GHCOND.7868421	
	0110	111	016520	016520	512100	0000	0304	5654	473.18			The Atlantic Group - Supplemental Labor	Yes.GHCOND.7868423	
	0110	111	016520	016520	512100	0000	0304	5654	146.40			The Atlantic Group - Supplemental Labor	Yes.GHCOND.7868424	
	0110	111	016520	016520	512100	0000	0304	5654	353.18			The Atlantic Group - Supplemental Labor	Yes.GHCOND.7868425	
	0110	111	016520	016520	512100	0000	0304	5654	534.85			The Atlantic Group - Supplemental Labor	Yes.GHCOND.7871114	
	0110	111	016520	016520	512100	0000	0304	5654	1,137.54			The Atlantic Group - Supplemental Labor	Yes.GHFDWTR.7848787	
	0110	111	016520	016520	512100	0000	0304	5651	40.36			The Atlantic Group - Supplemental Labor	Yes.GHFDWTR.7849118	
	0110	111	016520	016520	512100	0000	0304	5654	334.44			The Atlantic Group - Supplemental Labor	Yes.GHFDWTR.7868509	
	0110	111	016520	016520	514100	0000	0304	5657	1,686.20			The Atlantic Group - Supplemental Labor	Yes.GHFIREPRO.7871030	
	0110	111	016520	016520	512100	0000	0304	5657	365.79			The Atlantic Group - Supplemental Labor	Yes.GHFUELHDL.7777291	
	0110	111	016520	016520	512100	0000	0304	5657	804.15			The Atlantic Group - Supplemental Labor	Yes.GHFUELHDL.7823280	
	0110	111	016520	016520	512100	0000	0304	5657	214.44			The Atlantic Group - Supplemental Labor	Yes.GHFUELHDL.7823282	
	0110	111	016520	016520	512100	0000	0304	5655	513.36			The Atlantic Group - Supplemental Labor	Yes.GHFUELHDL.7824386	
	0110	111	016520	016520	512100	0000	0304	5651	252.84			The Atlantic Group - Supplemental Labor	Yes.GHFUELHDL.7828485	
	0110	111	016520	016520	512100	0000	0304	5657	175.68			The Atlantic Group - Supplemental Labor	Yes.GHFUELHDL.7832046	
	0110	111	016520	016520	512100	0000	0304	5657	80.72			The Atlantic Group - Supplemental Labor	Yes.GHFUELHDL.7839589	
	0110	111	016520	016520	512100	0000	0304	5657	26.59			The Atlantic Group - Supplemental Labor	Yes.GHFUELHDL.7839734	
	0110	111	016520	016520	512100	0000	0304	5657	212.55			The Atlantic Group - Supplemental Labor	Yes.GHFUELHDL.7841838	
	0110	111	016520	016520	512100	0000	0304	5657	323.04			The Atlantic Group - Supplemental Labor	Yes.GHFUELHDL.7842633	
	0110	111	016520	016520	512100	0000	0304	5657	696.93			The Atlantic Group - Supplemental Labor	Yes.GHFUELHDL.7843082	
	0110	111	016520	016520	512100	0000	0304	5657	1,348.48			The Atlantic Group - Supplemental Labor	Yes.GHFUELHDL.7844097	
	0110	111	016520	016520	512100	0000	0304	5657	80.72			The Atlantic Group - Supplemental Labor	Yes.GHFUELHDL.7845195	
	0110	111	016520	016520	512100	0000	0304	5657	40.36			The Atlantic Group - Supplemental Labor	Yes.GHFUELHDL.7846118	
	0110	111	016520	016520	512100	0000	0304	5657	418.08			The Atlantic Group - Supplemental Labor	Yes.GHFUELHDL.7848127	

Case No. 2020-00350
 Attachment to Response to AG-KIUC-2 Question 22(h)
 Page 109 of 166
 Garrett

Database ORAOEBSPROD.OEBSPROD
 Data Access Set LGE ENERGY LLC
 Ledger LGE ENERGY LLC
 Chart Of Accounts Accounting Flexfield
 Currency USD

Category * List - Text Accrual
 Source * List - Text Spreadsheet
 Accounting Date * List - Date 6/30/2020
 Group ID Number 28701
 Batch Name Text PG-SML
 Journal Name Text J701-0110-0620
 Journal Description Text Power Generation Accrual
 Reverse Journal List - Text Yes
 Reversal Period/Date List - Text JUL-2020

Upl	Company	Product	Org	Exp Org	Account	IC	Exp Type	Loc	Debit	Credit	Stat Amount	Line Description	Line DFF (Project.Task)	Messages
					* List - Text				* Number	* Number	Number	Text	List - Text	
	0110	111	016520	016520	512100	0000	0304	5657	340.08			The Atlantic Group - Supplemental Labor	Yes.GHFUELHDL.7849654	
	0110	111	016520	016520	512100	0000	0304	5655	638.16			The Atlantic Group - Supplemental Labor	Yes.GHFUELHDL.7849822	
	0110	111	016520	016520	512100	0000	0304	5657	53.18			The Atlantic Group - Supplemental Labor	Yes.GHFUELHDL.7850781	
	0110	111	016520	016520	512100	0000	0304	5657	79.77			The Atlantic Group - Supplemental Labor	Yes.GHFUELHDL.7850806	
	0110	111	016520	016520	512100	0000	0304	5657	161.44			The Atlantic Group - Supplemental Labor	Yes.GHFUELHDL.7850950	
	0110	111	016520	016520	512100	0000	0304	5657	242.16			The Atlantic Group - Supplemental Labor	Yes.GHFUELHDL.7853263	
	0110	111	016520	016520	512100	0000	0304	5657	126.99			The Atlantic Group - Supplemental Labor	Yes.GHFUELHDL.7853352	
	0110	111	016520	016520	512100	0000	0304	5657	126.99			The Atlantic Group - Supplemental Labor	Yes.GHFUELHDL.7854528	
	0110	111	016520	016520	512100	0000	0304	5657	87.84			The Atlantic Group - Supplemental Labor	Yes.GHFUELHDL.7855476	
	0110	111	016520	016520	512100	0000	0304	5657	175.68			The Atlantic Group - Supplemental Labor	Yes.GHFUELHDL.7855800	
	0110	111	016520	016520	512100	0000	0304	5657	322.96			The Atlantic Group - Supplemental Labor	Yes.GHFUELHDL.7855801	
	0110	111	016520	016520	512100	0000	0304	5657	122.06			The Atlantic Group - Supplemental Labor	Yes.GHFUELHDL.7856143	
	0110	111	016520	016520	512100	0000	0304	5657	161.48			The Atlantic Group - Supplemental Labor	Yes.GHFUELHDL.7859265	
	0110	111	016520	016520	512100	0000	0304	5657	160.83			The Atlantic Group - Supplemental Labor	Yes.GHFUELHDL.7859266	
	0110	111	016520	016520	512100	0000	0304	5657	95.52			The Atlantic Group - Supplemental Labor	Yes.GHFUELHDL.7859816	
	0110	111	016520	016520	512100	0000	0304	5657	87.84			The Atlantic Group - Supplemental Labor	Yes.GHFUELHDL.7859888	
	0110	111	016520	016520	512100	0000	0304	5657	702.72			The Atlantic Group - Supplemental Labor	Yes.GHFUELHDL.7860413	
	0110	111	016520	016520	512100	0000	0304	5657	1,158.96			The Atlantic Group - Supplemental Labor	Yes.GHFUELHDL.7860415	
	0110	111	016520	016520	512100	0000	0304	5655	827.85			The Atlantic Group - Supplemental Labor	Yes.GHFUELHDL.7860453	
	0110	111	016520	016520	512100	0000	0304	5652	337.12			The Atlantic Group - Supplemental Labor	Yes.GHFUELHDL.7860455	
	0110	111	016520	016520	512100	0000	0304	5657	174.75			The Atlantic Group - Supplemental Labor	Yes.GHFUELHDL.7861334	
	0110	111	016520	016520	512100	0000	0304	5651	53.18			The Atlantic Group - Supplemental Labor	Yes.GHFUELHDL.7861585	
	0110	111	016520	016520	512100	0000	0304	5657	175.68			The Atlantic Group - Supplemental Labor	Yes.GHFUELHDL.7862812	
	0110	111	016520	016520	512100	0000	0304	5657	161.44			The Atlantic Group - Supplemental Labor	Yes.GHFUELHDL.7862814	
	0110	111	016520	016520	512100	0000	0304	5657	183.09			The Atlantic Group - Supplemental Labor	Yes.GHFUELHDL.7865118	
	0110	111	016520	016520	512100	0000	0304	5657	592.92			The Atlantic Group - Supplemental Labor	Yes.GHFUELHDL.7865143	
	0110	111	016520	016520	512100	0000	0304	5657	183.09			The Atlantic Group - Supplemental Labor	Yes.GHFUELHDL.7865950	
	0110	111	016520	016520	512100	0000	0304	5657	216.16			The Atlantic Group - Supplemental Labor	Yes.GHFUELHDL.7867004	
	0110	111	016520	016520	512100	0000	0304	5657	560.19			The Atlantic Group - Supplemental Labor	Yes.GHFUELHDL.7867116	
	0110	111	016520	016520	512100	0000	0304	5655	2,244.80			The Atlantic Group - Supplemental Labor	Yes.GHFUELHDL.7868405	
	0110	111	016520	016520	512100	0000	0304	5657	1,850.72			The Atlantic Group - Supplemental Labor	Yes.GHFUELHDL.7868407	
	0110	111	016520	016520	512100	0000	0304	5653	264.36			The Atlantic Group - Supplemental Labor	Yes.GHFUELHDL.7868502	
	0110	111	016520	016520	512100	0000	0304	5657	421.40			The Atlantic Group - Supplemental Labor	Yes.GHFUELHDL.7869472	
	0110	111	016520	016520	512100	0000	0304	5657	47.76			The Atlantic Group - Supplemental Labor	Yes.GHFUELHDL.7869707	
	0110	111	016520	016520	512100	0000	0304	5657	107.22			The Atlantic Group - Supplemental Labor	Yes.GHFUELHDL.7871040	
	0110	111	016520	016520	512100	0000	0304	5657	674.24			The Atlantic Group - Supplemental Labor	Yes.GHFUELHDL.7871054	
	0110	111	016520	016520	512100	0000	0304	5652	337.12			The Atlantic Group - Supplemental Labor	Yes.GHFUELHDL.7871827	
	0110	111	016520	016520	512100	0000	0304	5657	95.52			The Atlantic Group - Supplemental Labor	Yes.GHFUELHDL.7872468	
	0110	111	016520	016520	512100	0000	0304	5657	269.52			The Atlantic Group - Supplemental Labor	Yes.GHFUELHDL.7873499	
	0110	111	016520	016520	512100	0000	0304	5657	269.52			The Atlantic Group - Supplemental Labor	Yes.GHFUELHDL.7873503	
	0110	111	016520	016520	512100	0000	0304	5657	410.64			The Atlantic Group - Supplemental Labor	Yes.GHFUELHDL.7874579	
	0110	111	016520	016520	512100	0000	0304	5655	160.83			The Atlantic Group - Supplemental Labor	Yes.GHFUELHDL.7874933	
	0110	111	016520	016520	512100	0000	0304	5652	1,011.36			The Atlantic Group - Supplemental Labor	Yes.GHFUELHDL.7874938	
	0110	111	016520	016520	512100	0000	0304	5657	175.68			The Atlantic Group - Supplemental Labor	Yes.GHFUELHDL.7875903	
	0110	111	016520	016520	512100	0000	0304	5657	191.04			The Atlantic Group - Supplemental Labor	Yes.GHFUELHDL.7879735	
	0110	111	016520	016520	512100	0000	0304	5657	168.56			The Atlantic Group - Supplemental Labor	Yes.GHFUELHDL.7883986	
	0110	111	016520	016520	512100	0000	0304	5657	168.56			The Atlantic Group - Supplemental Labor	Yes.GHFUELHDL.7883987	
	0110	111	016520	016520	512100	0000	0304	5657	160.83			The Atlantic Group - Supplemental Labor	Yes.GHFUELHDL.7884009	
	0110	111	016520	016520	512100	0000	0304	5657	337.12			The Atlantic Group - Supplemental Labor	Yes.GHFUELHDL.7884009	
	0110	111	016520	016520	512100	0000	0304	5657	268.05			The Atlantic Group - Supplemental Labor	Yes.GHFUELHDL.7884089	

Attachment to Response to AG-KIUC-2 Question 22(h)
 Case No. 2020-00350
 Page 110 of 166
 Garrett

Database ORAOEBSPROD.OEBSPROD
 Data Access Set LGE ENERGY LLC
 Ledger LGE ENERGY LLC
 Chart Of Accounts Accounting Flexfield
 Currency USD

Category	* List - Text Accrual
Source	* List - Text Spreadsheet
Accounting Date	* List - Date 6/30/2020
Group ID	Number 28701
Batch Name	Text PG-SML
Journal Name	Text J701-0110-0620
Journal Description	Text Power Generation Accrual
Reverse Journal	List - Text Yes
Reversal Period/Date	List - Text JUL-2020

Upl	Company	Product	Org	Exp Org	Account	IC	Exp Type	Loc	Debit	Credit	Stat Amount	Line Description	Line DFF (Project.Task)	Messages
					* List - Text				* Number	* Number	Number	Text	List - Text	
	0110	111	016520	016520	512100	0000	0304	5657	214.44			The Atlantic Group - Supplemental Labor	Yes.GHFUELHDL.7884808	
	0110	111	016520	016520	512100	0000	0304	5657	160.83			The Atlantic Group - Supplemental Labor	Yes.GHFUELHDL.7884896	
	0110	111	016520	016520	512100	0000	0304	5657	161.48			The Atlantic Group - Supplemental Labor	Yes.GHFUELHDL.7884936	
	0110	111	016520	016520	501090	0000	0304	5657	56,471.23			The Atlantic Group - Supplemental Labor	Yes.GHFUELOPS.6812084	
	0110	111	016520	016520	512005	0000	0304	5657	5,651.76			The Atlantic Group - Supplemental Labor	Yes.GHLSHDL.7674474	
	0110	111	016520	016520	512005	0000	0304	5657	95.52			The Atlantic Group - Supplemental Labor	Yes.GHLSHDL.7846188	
	0110	111	016520	016520	512005	0000	0304	5657	351.60			The Atlantic Group - Supplemental Labor	Yes.GHLSHDL.7856261	
	0110	111	016520	016520	512005	0000	0304	5657	53.61			The Atlantic Group - Supplemental Labor	Yes.GHLSHDL.7861597	
	0110	111	016520	016520	512005	0000	0304	5657	95.52			The Atlantic Group - Supplemental Labor	Yes.GHLSHDL.7864461	
	0110	111	016520	016520	512005	0000	0304	5657	95.52			The Atlantic Group - Supplemental Labor	Yes.GHLSHDL.7870507	
	0110	111	016520	016520	512005	0000	0304	5657	275.04			The Atlantic Group - Supplemental Labor	Yes.GHLSHDL.7880456	
	0110	111	016520	016520	514100	0000	0304	5657	222.51			The Atlantic Group - Supplemental Labor	Yes.GHMISCPLT.7785874	
	0110	111	016520	016520	511100	0000	0304	5655	20.18			The Atlantic Group - Supplemental Labor	Yes.GHMISCPLT.7844576	
	0110	111	016520	016520	514100	0000	0304	5657	143.28			The Atlantic Group - Supplemental Labor	Yes.GHMISCPLT.7845289	
	0110	111	016520	016520	514100	0000	0304	5657	95.52			The Atlantic Group - Supplemental Labor	Yes.GHMISCPLT.7846091	
	0110	111	016520	016520	514100	0000	0304	5657	95.52			The Atlantic Group - Supplemental Labor	Yes.GHMISCPLT.7851572	
	0110	111	016520	016520	514100	0000	0304	5657	47.76			The Atlantic Group - Supplemental Labor	Yes.GHMISCPLT.7855481	
	0110	111	016520	016520	514100	0000	0304	5657	80.72			The Atlantic Group - Supplemental Labor	Yes.GHMISCPLT.7855743	
	0110	111	016520	016520	514100	0000	0304	5657	42.51			The Atlantic Group - Supplemental Labor	Yes.GHMISCPLT.7856255	
	0110	111	016520	016520	514100	0000	0304	5657	80.76			The Atlantic Group - Supplemental Labor	Yes.GHMISCPLT.7863006	
	0110	111	016520	016520	511100	0000	0304	5656	20.18			The Atlantic Group - Supplemental Labor	Yes.GHMISCPLT.7867459	
	0110	111	016520	016520	511100	0000	0304	5656	20.18			The Atlantic Group - Supplemental Labor	Yes.GHMISCPLT.7867460	
	0110	111	016520	016520	514100	0000	0304	5657	42.51			The Atlantic Group - Supplemental Labor	Yes.GHMISCPLT.7869749	
	0110	111	016520	016520	514100	0000	0304	5657	47.76			The Atlantic Group - Supplemental Labor	Yes.GHMISCPLT.7871684	
	0110	111	016520	016520	514100	0000	0304	5657	428.88			The Atlantic Group - Supplemental Labor	Yes.GHMISCPLT.7874592	
	0110	111	016520	016520	514100	0000	0304	5657	42.51			The Atlantic Group - Supplemental Labor	Yes.GHMISCPLT.7883238	
	0110	111	016520	016520	512011	0000	0304	5654	293.12			The Atlantic Group - Supplemental Labor	Yes.GHPRECIP.7790749	
	0110	111	016520	016520	512011	0000	0304	5653	2,270.40			The Atlantic Group - Supplemental Labor	Yes.GHPRECIP.7874609	
	0110	111	016520	016520	512100	0000	0304	5654	1,488.90			The Atlantic Group - Supplemental Labor	Yes.GHPULCOAL.7831781	
	0110	111	016520	016520	512100	0000	0304	5651	20.18			The Atlantic Group - Supplemental Labor	Yes.GHPULCOAL.7844737	
	0110	111	016520	016520	512100	0000	0304	5652	80.72			The Atlantic Group - Supplemental Labor	Yes.GHPULCOAL.7855478	
	0110	111	016520	016520	512100	0000	0304	5651	80.72			The Atlantic Group - Supplemental Labor	Yes.GHPULCOAL.7855564	
	0110	111	016520	016520	512100	0000	0304	5654	80.72			The Atlantic Group - Supplemental Labor	Yes.GHPULCOAL.7855573	
	0110	111	016520	016520	512100	0000	0304	5651	4,614.30			The Atlantic Group - Supplemental Labor	Yes.GHPULCOAL.7856177	
	0110	111	016520	016520	512100	0000	0304	5653	1,107.28			The Atlantic Group - Supplemental Labor	Yes.GHPULCOAL.7859330	
	0110	111	016520	016520	512100	0000	0304	5652	322.88			The Atlantic Group - Supplemental Labor	Yes.GHPULCOAL.7861186	
	0110	111	016520	016520	512100	0000	0304	5654	168.58			The Atlantic Group - Supplemental Labor	Yes.GHPULCOAL.7861483	
	0110	111	016520	016520	512100	0000	0304	5654	1,669.98			The Atlantic Group - Supplemental Labor	Yes.GHPULCOAL.7861608	
	0110	111	016520	016520	512100	0000	0304	5653	80.72			The Atlantic Group - Supplemental Labor	Yes.GHPULCOAL.7863211	
	0110	111	016520	016520	512100	0000	0304	5654	268.20			The Atlantic Group - Supplemental Labor	Yes.GHPULCOAL.7864357	
	0110	111	016520	016520	512100	0000	0304	5653	957.20			The Atlantic Group - Supplemental Labor	Yes.GHPULCOAL.7867550	
	0110	111	016520	016520	512100	0000	0304	5654	1,502.14			The Atlantic Group - Supplemental Labor	Yes.GHPULCOAL.7869660	
	0110	111	016520	016520	512100	0000	0304	5652	193.40			The Atlantic Group - Supplemental Labor	Yes.GHPULCOAL.7870290	
	0110	111	016520	016520	512100	0000	0304	5651	3,942.94			The Atlantic Group - Supplemental Labor	Yes.GHPULCOAL.7870414	
	0110	111	016520	016520	512100	0000	0304	5653	73.28			The Atlantic Group - Supplemental Labor	Yes.GHPULCOAL.7879054	
	0110	111	016520	016520	512100	0000	0304	5653	80.72			The Atlantic Group - Supplemental Labor	Yes.GHPULCOAL.7879829	
	0110	111	016520	016520	512100	0000	0304	5652	293.66			The Atlantic Group - Supplemental Labor	Yes.GHPULCOAL.7881486	
	0110	111	016520	016520	512100	0000	0304	5654	689.34			The Atlantic Group - Supplemental Labor	Yes.GHPULCOAL.7884098	
	0110	111	016520	016520	512100	0000	0304	5654	168.58			The Atlantic Group - Supplemental Labor	Yes.GHPULCOAL.7884098	
	0110	111	016520	016520	512100	0000	0304	5657	2,530.04			The Atlantic Group - Supplemental Labor	Yes.GHPWSMNTC.7827196	

Case No. 2020-00350
Attachment to Response to AG-KIUC-2 Question 22(h)
Page 111 of 166
Garrett

Database ORAOEBSPROD.OEBSPROD
 Data Access Set LGE ENERGY LLC
 Ledger LGE ENERGY LLC
 Chart Of Accounts Accounting Flexfield
 Currency USD

Category	* List - Text Accrual
Source	* List - Text Spreadsheet
Accounting Date	* List - Date 6/30/2020
Group ID	Number 28701
Batch Name	Text PG-SML
Journal Name	Text J701-0110-0620
Journal Description	Text Power Generation Accrual
Reverse Journal	List - Text Yes
Reversal Period/Date	List - Text JUL-2020

Upl	Company	Product	Org	Exp Org	Account	IC	Exp Type	Loc	Debit	Credit	Stat Amount	Line Description	Line DFF (Project.Task)	Messages
					* List - Text				* Number	* Number	Number	Text	List - Text	
	0110	111	016520	016520	512100	0000	0304	5657	1,450.90			The Atlantic Group - Supplemental Labor	Yes.GHPWSMNTC.7875948	
	0110	111	016520	016520	502100	0000	0304	5657	12,980.68			The Atlantic Group - Supplemental Labor	Yes.GHPWSOPS.7814534	
	0110	111	016520	016520	512101	0000	0304	5651	5,274.80			The Atlantic Group - Supplemental Labor	Yes.GHSCR.7772538	
	0110	111	016520	016520	512100	0000	0304	5653	844.90			The Atlantic Group - Supplemental Labor	Yes.GHSOOTBLR.7568955	
	0110	111	016520	016520	512100	0000	0304	5651	133.20			The Atlantic Group - Supplemental Labor	Yes.GHSOOTBLR.7845473	
	0110	111	016520	016520	512100	0000	0304	5653	73.28			The Atlantic Group - Supplemental Labor	Yes.GHSOOTBLR.7845513	
	0110	111	016520	016520	512100	0000	0304	5653	322.52			The Atlantic Group - Supplemental Labor	Yes.GHSOOTBLR.7845976	
	0110	111	016520	016520	512100	0000	0304	5653	353.18			The Atlantic Group - Supplemental Labor	Yes.GHSOOTBLR.7845979	
	0110	111	016520	016520	512100	0000	0304	5653	233.18			The Atlantic Group - Supplemental Labor	Yes.GHSOOTBLR.7845980	
	0110	111	016520	016520	512100	0000	0304	5653	120.00			The Atlantic Group - Supplemental Labor	Yes.GHSOOTBLR.7845988	
	0110	111	016520	016520	512100	0000	0304	5654	80.63			The Atlantic Group - Supplemental Labor	Yes.GHSOOTBLR.7845989	
	0110	111	016520	016520	512100	0000	0304	5654	80.63			The Atlantic Group - Supplemental Labor	Yes.GHSOOTBLR.7846004	
	0110	111	016520	016520	512100	0000	0304	5654	111.29			The Atlantic Group - Supplemental Labor	Yes.GHSOOTBLR.7846006	
	0110	111	016520	016520	512100	0000	0304	5651	80.63			The Atlantic Group - Supplemental Labor	Yes.GHSOOTBLR.7850975	
	0110	111	016520	016520	512100	0000	0304	5653	80.63			The Atlantic Group - Supplemental Labor	Yes.GHSOOTBLR.7851013	
	0110	111	016520	016520	512100	0000	0304	5651	161.26			The Atlantic Group - Supplemental Labor	Yes.GHSOOTBLR.7855807	
	0110	111	016520	016520	512100	0000	0304	5653	161.26			The Atlantic Group - Supplemental Labor	Yes.GHSOOTBLR.7855825	
	0110	111	016520	016520	512100	0000	0304	5654	643.54			The Atlantic Group - Supplemental Labor	Yes.GHSOOTBLR.7856898	
	0110	111	016520	016520	512100	0000	0304	5654	322.52			The Atlantic Group - Supplemental Labor	Yes.GHSOOTBLR.7866012	
	0110	111	016520	016520	512100	0000	0304	5654	353.18			The Atlantic Group - Supplemental Labor	Yes.GHSOOTBLR.7866014	
	0110	111	016520	016520	512100	0000	0304	5652	161.26			The Atlantic Group - Supplemental Labor	Yes.GHSOOTBLR.7866042	
	0110	111	016520	016520	512100	0000	0304	5652	161.26			The Atlantic Group - Supplemental Labor	Yes.GHSOOTBLR.7866056	
	0110	111	016520	016520	512100	0000	0304	5651	161.26			The Atlantic Group - Supplemental Labor	Yes.GHSOOTBLR.7868406	
	0110	111	016520	016520	512100	0000	0304	5651	191.92			The Atlantic Group - Supplemental Labor	Yes.GHSOOTBLR.7868441	
	0110	111	016520	016520	512100	0000	0304	5653	161.26			The Atlantic Group - Supplemental Labor	Yes.GHSOOTBLR.7869477	
	0110	111	016520	016520	512100	0000	0304	5651	564.41			The Atlantic Group - Supplemental Labor	Yes.GHSOOTBLR.7870330	
	0110	111	016520	016520	512100	0000	0304	5653	191.92			The Atlantic Group - Supplemental Labor	Yes.GHSOOTBLR.7870434	
	0110	111	016520	016520	512100	0000	0304	5652	80.63			The Atlantic Group - Supplemental Labor	Yes.GHSOOTBLR.7875207	
	0110	111	016520	016520	512100	0000	0304	5654	191.92			The Atlantic Group - Supplemental Labor	Yes.GHSOOTBLR.7881385	
	0110	111	016520	016520	511100	0000	0304	5657	285.68			The Atlantic Group - Supplemental Labor	Yes.GHSTRGRND.7381791	
	0110	111	016520	016520	511100	0000	0304	5657	4,060.80			The Atlantic Group - Supplemental Labor	Yes.GHSTRGRND.7426173	
	0110	111	016520	016520	511100	0000	0304	5657	2,947.20			The Atlantic Group - Supplemental Labor	Yes.GHSTRGRND.7426176	
	0110	111	016520	016520	511100	0000	0304	5657	8,530.56			The Atlantic Group - Supplemental Labor	Yes.GHSTRGRND.7426180	
	0110	111	016520	016520	511100	0000	0304	5657	1,631.92			The Atlantic Group - Supplemental Labor	Yes.GHSTRGRND.7664827	
	0110	111	016520	016520	511100	0000	0304	5653	146.40			The Atlantic Group - Supplemental Labor	Yes.GHSTRGRND.7828503	
	0110	111	016520	016520	511100	0000	0304	5653	439.36			The Atlantic Group - Supplemental Labor	Yes.GHSTRGRND.7828828	
	0110	111	016520	016520	511100	0000	0304	5654	146.56			The Atlantic Group - Supplemental Labor	Yes.GHSTRGRND.7828833	
	0110	111	016520	016520	511100	0000	0304	5654	146.40			The Atlantic Group - Supplemental Labor	Yes.GHSTRGRND.7828834	
	0110	111	016520	016520	511100	0000	0304	5657	219.60			The Atlantic Group - Supplemental Labor	Yes.GHSTRGRND.7845345	
	0110	111	016520	016520	511100	0000	0304	5657	47.76			The Atlantic Group - Supplemental Labor	Yes.GHSTRGRND.7850976	
	0110	111	016520	016520	511100	0000	0304	5657	175.68			The Atlantic Group - Supplemental Labor	Yes.GHSTRGRND.7855799	
	0110	111	016520	016520	511100	0000	0304	5654	615.48			The Atlantic Group - Supplemental Labor	Yes.GHSTRGRND.7871796	
	0110	111	016520	016520	513100	0000	0304	5651	680.58			The Atlantic Group - Supplemental Labor	Yes.GHSVCWTR.7761827	
	0110	111	016520	016520	513100	0000	0304	5656	530.64			The Atlantic Group - Supplemental Labor	Yes.GHSVCWTR.7792149	
	0110	111	016520	016520	513100	0000	0304	5654	514.44			The Atlantic Group - Supplemental Labor	Yes.GHSVCWTR.7799301	
	0110	111	016520	016520	513100	0000	0304	5654	161.26			The Atlantic Group - Supplemental Labor	Yes.GHTURBGEN.7846047	
	0110	111	016520	016520	513100	0000	0304	5654	20.18			The Atlantic Group - Supplemental Labor	Yes.GHTURBGEN.7847354	
	0110	111	016520	016520	513100	0000	0304	5654	547.02			The Atlantic Group - Supplemental Labor	Yes.GHTURBGEN.7847751	
	0110	111	016520	016520	513100	0000	0304	5653	20.18			The Atlantic Group - Supplemental Labor	Yes.GHTURBGEN.7848928	
	0110	111	016520	016520	513100	0000	0304	5652	40.36			The Atlantic Group - Supplemental Labor	Yes.GHTURBGEN.7848928	

Case No. 2020-00350
 Attachment to Response to AG-KIUC-2 Question 22(h)
 Page 112 of 166
 Garrett

Database ORAOEBSPROD.OEBSPROD
 Data Access Set LGE ENERGY LLC
 Ledger LGE ENERGY LLC
 Chart Of Accounts Accounting Flexfield
 Currency USD

Category	* List - Text	Accrual
Source	* List - Text	Spreadsheet
Accounting Date	* List - Date	6/30/2020
Group ID	Number	28701
Batch Name	Text	PG-SML
Journal Name	Text	J701-0110-0620
Journal Description	Text	Power Generation Accrual
Reverse Journal	List - Text	Yes
Reversal Period/Date	List - Text	JUL-2020

Upl	Company	Product	Org	Exp Org	Account	IC	Exp Type	Loc	Debit	Credit	Stat Amount	Line Description	Line DFF (Project.Task)	Messages
					* List - Text				* Number	* Number	Number	Text	List - Text	
0110	111	016520	016520	513100	0000	0304	5651		20.18			The Atlantic Group - Supplemental Labor	Yes.GHTURBGEN.7855062	
0110	111	016520	016520	513100	0000	0304	5651		20.18			The Atlantic Group - Supplemental Labor	Yes.GHTURBGEN.7855472	
0110	111	016520	016520	513100	0000	0304	5653		20.18			The Atlantic Group - Supplemental Labor	Yes.GHTURBGEN.7860794	
0110	111	016520	016520	513100	0000	0304	5653		40.36			The Atlantic Group - Supplemental Labor	Yes.GHTURBGEN.7861029	
0110	111	016520	016520	513100	0000	0304	5654		317.19			The Atlantic Group - Supplemental Labor	Yes.GHTURBGEN.7868414	
0110	111	016520	016520	513100	0000	0304	5652		80.72			The Atlantic Group - Supplemental Labor	Yes.GHTURBGEN.7874587	
0110	111	016520	016520	513100	0000	0304	5655		40.36			The Atlantic Group - Supplemental Labor	Yes.GHTWTRS.7855475	
0110	111	016520	016520	513100	0000	0304	5656		802.00			The Atlantic Group - Supplemental Labor	Yes.GHTWTRS.7869705	
0110	111	016520	016520	513100	0000	0304	5656		40.36			The Atlantic Group - Supplemental Labor	Yes.GHTWTRS.7879058	
0110	111	016520	016520	512100	0000	0304	5656		20.18			The Atlantic Group - Supplemental Labor	Yes.GHWTRTRM.7859697	
0110	111	016520	016520	506159	0000	0304	5653		3,415.51			Facilities Performance Group - Supplemental Labor	Yes.GHSO3OPS.7676212	
0110	111	016520	016520	506159	0000	0304	5654		3,450.20			Facilities Performance Group - Supplemental Labor	Yes.GHSO3OPS.7676235	
0110	111	016520	016520	506159	0000	0304	5652		3,415.51			Facilities Performance Group - Supplemental Labor	Yes.GHSO3OPS.7676236	
0110	111	016520	016520	506159	0000	0304	5651		3,415.51			Facilities Performance Group - Supplemental Labor	Yes.GHSO3OPS.7680882	
0110	111	016520	016520	511100	0000	0304	5657		7,855.23			Facilities Performance Group - Supplemental Labor	Yes.GHSTRGRND.7674730	
0110	111	016520	016520	511100	0000	0304	5657		4,087.65			Facilities Performance Group - Supplemental Labor	Yes.GHSTRGRND.7710027	
0110	111	016520	016520	511100	0000	0304	5651		6,287.81			Facilities Performance Group - Supplemental Labor	Yes.GHSTRGRND.7841646	
0110	111	016520	016520	511100	0000	0304	5657		3,012.85			Facilities Performance Group - Supplemental Labor	Yes.GHSTRGRND.7841648	
0110	111	016520	016520	511100	0000	0304	5657		5,588.90			Facilities Performance Group - Supplemental Labor	Yes.GHSTRGRND.7841649	
0110	111	016220	016300	186075	0000	0375	5636		44,984.87			BRCT LTSA Fixed/EOH Fee for CT6 Service (KU) GE International - 2020 Q2	Yes.156327KU.BRCT6	
0110	111	016220	016300	186075	0000	0375	5637		101,472.28			BRCT LTSA Fixed/EOH Fee for CT7 Service (KU) GE International - 2020 Q2	Yes.156327KU.BRCT7	
0100	111	002040	016300	186075	0110	0375	0460		27,571.38			BRCT LTSA Fixed/EOH Fee for CT6 Service (LGE) GE International - 2020 Q2	Yes.156327LGE.BRCT6	
0100	111	002040	016300	186075	0110	0375	0461		62,192.69			BRCT LTSA Fixed/EOH Fee for CT7 Service (LGE) GE International - 2020 Q2	Yes.156327LGE.BRCT7	
0110	111	016220	016220	512005	0000	0452	5630		88,736.00			Accrual-PO 693460-ATLAS COPCO COMPTEC LLC-50% Upon Purchase Order	Yes.155481.7842257	
0110	111	016220	016220	512005	0000	0452	5630		88,736.00			Accrual-PO 693460-ATLAS COPCO COMPTEC LLC-50% Upon Purchase Order	Yes.155482.7842258	
0110	112	016220	016220	513100	0000	0301	5623		5,400.00			Accrual-PO 619111-INCORP INDUSTRIES LLC-SCAFFOLDING AND INSULATION	Yes.BR3TURS20.7764322	
0110	111	016220	016220	513100	0000	0301	5623		3,808.00			Accrual-PO 685839-AMETEK SOLIDSTATE CONTROLS INC-WO# 7748201 - S	Yes.BRAEETH.7748201	
0110	111	016220	016220	512100	0000	0301	5623		7,000.00			Accrual-PO 619111-INCORP INDUSTRIES LLC-SCAFFOLDING AND INSULATION	Yes.BRBOILERS.7874972	
0110	111	016220	016220	513100	0000	0301	5623		5,000.00			Accrual-PO 689754-INTERNATIONAL COOLING TOWER USA INC-UNIT 3 - LE	Yes.BRCIRCWAT.5623	
0110	111	016220	016220	512005	0000	0301	5620		6,217.50			Accrual-PO 694104-DOSS AND HORKY INC-BUILD CONCRETE BERMS AROUND	Yes.BRFGDABS.7861500	
0110	111	016220	016220	514100	0000	0301	5620		1,500.00			Accrual-PO 691933-WILSON EQUIPMENT CO LLC-WO# 580 SUPERN BACKH	Yes.BRMISCEQ.7793788	
0110	111	016220	016220	514100	0000	0301	5623		23,350.00			Accrual-PO 693755-JOHNSON CONTROLS FIRE PROTECTION LP-MAIN PLAT	Yes.BRMISCEQ.7827631	
0110	111	016220	016220	506100	0000	0453	5620		896.45			Accrual-PO 695556-THE BOOT STORE-SAFETY BOOTS FOR EW BROWN EM	Yes.BRSAFETY.5620	
0110	111	016220	016220	511100	0000	0301	5624		700.00			Accrual-PO 693309-CSS MECHANICAL-WO# 7852163 - REPAIR MAIN LOCKE	Yes.BRSTRGR.7852163	
0110	111	016220	016220	511100	0000	0301	5620		500.00			Accrual-PO 693310-CSS MECHANICAL-WO# 7852127 - REPAIR TRAINING BU	Yes.BRSTRGR.7852127	
0110	111	016220	016220	511100	0000	0301	5620		3,440.50			Accrual-PO 694103-DOSS AND HORKY INC-MAINTENANCE OFFICE EXPANS	Yes.BRSTRGR.7861499	
0110	111	016300	016300	554100	0000	0301	5642		16,750.00			Accrual-PO 692478-Fire Equipment Company-Annual Unit Fire System Checks	Yes.BRCTMPE.5642	
0110	111	016220	016220	107001	0000	0301	5623		52,128.00			Accrual-PO -ETSI-OAQC for PJFF Bag Repl	Yes.135102.107001	
0110	111	016220	016220	108901	0000	0452	5623		3,000.00			Accrual-PO 619111-INCORP INDUSTRIES LLC-SCAFFOLDING AND INSULATION	Yes.158721.7349934	
0110	111	016220	016220	107001	0000	0301	5623		3,500.00			Accrual-PO 694729-LIFTING GEAR HIRE CORP-RENTAL OF EQUIPMENT PER	Yes.158721.7349950	
0110	111	016220	016220	107001	0000	0301	5623		15,000.00			Accrual-PO 694897-KSB INC-TFA SUPPORT FOR 3-1 HWRS INSTALLATION	Yes.158721.7349950	
0110	111	016220	016220	107001	0000	0301	5623		206,000.00			Accrual-PO 666017-KSB INC-INSPECTION & REPAIR OF LUVAC PUMP	Yes.158723.107001	
0110	111	016300	016300	107001	0000	0452	5645		21,270.00			Accrual-PO 687434-LEWIS METAL WORKS INC-Platforms for Gas Valves at La	Yes.144541.107001	
0110	111	016300	016300	107001	0000	0301	5645		28,730.00			Accrual-PO 687434-LEWIS METAL WORKS INC-Platforms for Gas Valves at La	Yes.144541.107001	
0110	111	016300	016300	107001	0000	0301	5637		134,977.80			Accrual-PO 684563-GE INTERNATIONAL INC-GT24 3D SINGLE LAYER INSUL	Yes.155150.107001	
0110	111	016300	016300	107001	0000	0301	5642		15,952.20			Accrual-PO 692467-EN ENGINEERING-GAS PIPELINE CONTROLS UPGRADE	Yes.157267.107001	
0110	111	016300	016300	549100	0000	0301	5636		900.00			Accrual-PO 635044-Airgas-Mid America-CT6 Nitrogen Tube Trailer Rental	Yes.BRCTMEXP.CT6GAS	
0110	111	016300	016300	549100	0000	0301	5637		900.00			Accrual-PO 635044-Airgas-Mid America-CT7 Nitrogen Tube Trailer Rental	Yes.BRCTMEXP.CT7GAS	
0110	111	016220	016220	505100	0000	0301	5620		950.00			Accrual-PO 543337-Airgas-Mid America-BR Steam Hydrogen Tube Trailer Rental	Yes.BRHYDCRBN.5620	
0110	111	016220	016220	502002	0000	0413	5620		5,000.00			Accrual-PO 580526-Brenntag MidSouth-BR Water Treatment Chemicals	Yes.BRWTCHEM.5620	
0110	111	016220	016220	511100	0000	0303	5620		3,000.00			Accrual-PO -Day & Zimmerman-Cleaning Supplies	Yes.BRSTRGR.5620	
0110	111	016220	016220	514100	0000	0301	5620		7,000.00			Accrual-PO 637541-Black and Veatch Corp-Remote Performance Monitoring	Yes.BRSFWLIC.RPM	
0110	111	016220	016220	502013	0000	0304	5620		61,000.00			Accrual-PO -SAILA-Landfill Operation	Yes.BRLANDFIL.502013	
0110	111	016380	016220	554100	0000	0301	6001		3,570.00			Accrual-PO 639730-BAIN'S LAWN & LANDSCAPING LLC-Simpsonville Solar Sh	Yes.SLRSHRMT.C.MOWING	
0110	111	016220	016020	514100	0000	0301	5605		3,784.29			Accrual-PO 639730-BAIN'S LAWN & LANDSCAPING LLC-Tyrone Mowing	Yes.TYMISCEXP.MOWING	
0110	111	016220	016220	506100	0000	0301	5620		12,514.28			Accrual-PO 639730-BAIN'S LAWN & LANDSCAPING LLC-Brown Steam Mowing	Yes.BRMISCEXP.MOWING	
0110	111	016300	016300	549100	0000	0301	5642		2,502.86			Accrual-PO 639730-BAIN'S LAWN & LANDSCAPING LLC-Columbia Mowing	Yes.COLMISCEXP.MOWING	
0110	111	016910	016220	539100	0000	0301	5691		1,668.57			Accrual-PO 639730-BAIN'S LAWN & LANDSCAPING LLC-Dix Dam Mowing	Yes.DXMISCEXP.MOWING	

Case No. 2020-00350

Attachment to Response to AG-KIUC-2 Question 22(h)

Page 113 of 166

Garrett

Database ORAOEBSPROD.OEBSPROD
 Data Access Set LGE ENERGY LLC
 Ledger LGE ENERGY LLC
 Chart Of Accounts Accounting Flexfield
 Currency USD

Category * List - Text Accrual
 Source * List - Text Spreadsheet
 Accounting Date * List - Date 6/30/2020
 Group ID Number 28701
 Batch Name Text PG-SML
 Journal Name Text J701-0110-0620
 Journal Description Text Power Generation Accrual
 Reverse Journal List - Text Yes
 Reversal Period/Date List - Text JUL-2020

Upl	Company	Product	Org	Exp Org	Account	IC	Exp Type	Loc	Debit	Credit	Stat Amount	Line Description	Line DFF (Project.Task)	Messages	
				* List - Text						* Number	* Number	Number	Text	List - Text	
0110	111	016390	016220	016220	554100	0000	0301	5648	3,000.00			Accrual-PO 639730-BAIN'S LAWN & LANDSCAPING LLC-Brown Solar Mowing	Yes.BRSLRMT.C.MOWING		
0110	111	016300	016220	016220	549100	0000	0663	5642	500.00			Accrual-PO 659558-Lake Village-Water	Yes.BRCTWTUSE.5642		
0110	111	016220	016220	016220	506100	0000	0663	5620	500.00			Accrual-PO 659558-Lake Village-Water	Yes.BRWTRUSE.5620		
0110	111	016220	016220	016220	512017	0000	0304	5623	45.34			Accrual-PO-DAY & ZIMMERMAN (ATLANTIC GROUP)-TRAC SERVICES	Yes.BRASHHAND.7845198		
0110	111	016220	016220	016220	512017	0000	0304	5620	80.48			Accrual-PO-DAY & ZIMMERMAN (ATLANTIC GROUP)-TRAC SERVICES	Yes.BRASHHAND.7845935		
0110	111	016220	016220	016220	512017	0000	0304	5623	355.72			Accrual-PO-DAY & ZIMMERMAN (ATLANTIC GROUP)-TRAC SERVICES	Yes.BRASHHAND.7855427		
0110	111	016220	016220	016220	512017	0000	0304	5623	321.92			Accrual-PO-DAY & ZIMMERMAN (ATLANTIC GROUP)-TRAC SERVICES	Yes.BRASHHAND.7879901		
0110	111	016220	016220	016220	512017	0000	0304	5620	269.20			Accrual-PO-DAY & ZIMMERMAN (ATLANTIC GROUP)-TRAC SERVICES	Yes.BRASHHAND.7851868		
0110	111	016220	016220	016220	512017	0000	0304	5620	269.20			Accrual-PO-DAY & ZIMMERMAN (ATLANTIC GROUP)-TRAC SERVICES	Yes.BRASHHAND.7851054		
0110	111	016220	016220	016220	512017	0000	0304	5620	269.20			Accrual-PO-DAY & ZIMMERMAN (ATLANTIC GROUP)-TRAC SERVICES	Yes.BRASHHAND.7852597		
0110	111	016220	016220	016220	512017	0000	0304	5620	269.20			Accrual-PO-DAY & ZIMMERMAN (ATLANTIC GROUP)-TRAC SERVICES	Yes.BRASHHAND.7853490		
0110	111	016220	016220	016220	512017	0000	0304	5620	168.25			Accrual-PO-DAY & ZIMMERMAN (ATLANTIC GROUP)-TRAC SERVICES	Yes.BRASHHAND.7854438		
0110	111	016220	016220	016220	512017	0000	0304	5620	269.20			Accrual-PO-DAY & ZIMMERMAN (ATLANTIC GROUP)-TRAC SERVICES	Yes.BRASHHAND.7855866		
0110	111	016220	016220	016220	512017	0000	0304	5620	29.57			Accrual-PO-DAY & ZIMMERMAN (ATLANTIC GROUP)-TRAC SERVICES	Yes.BRASHHAND.7864382		
0110	111	016220	016220	016220	512017	0000	0304	5623	159.15			Accrual-PO-DAY & ZIMMERMAN (ATLANTIC GROUP)-TRAC SERVICES	Yes.BRASHHAND.7850255		
0110	111	016220	016220	016220	512005	0000	0304	5630	45.34			Accrual-PO-DAY & ZIMMERMAN (ATLANTIC GROUP)-TRAC SERVICES	Yes.BRFGLDLD.7838779		
0110	111	016220	016220	016220	512100	0000	0304	5620	90.68			Accrual-PO-DAY & ZIMMERMAN (ATLANTIC GROUP)-TRAC SERVICES	Yes.BRFUELHAN.7828865		
0110	111	016220	016220	016220	512100	0000	0304	5620	30.67			Accrual-PO-DAY & ZIMMERMAN (ATLANTIC GROUP)-TRAC SERVICES	Yes.BRFUELHAN.7849438		
0110	111	016220	016220	016220	512100	0000	0304	5620	30.67			Accrual-PO-DAY & ZIMMERMAN (ATLANTIC GROUP)-TRAC SERVICES	Yes.BRFUELHAN.7848343		
0110	111	016220	016220	016220	512100	0000	0304	5620	30.67			Accrual-PO-DAY & ZIMMERMAN (ATLANTIC GROUP)-TRAC SERVICES	Yes.BRFUELHAN.7854318		
0110	111	016220	016220	016220	512100	0000	0304	5620	60.24			Accrual-PO-DAY & ZIMMERMAN (ATLANTIC GROUP)-TRAC SERVICES	Yes.BRFUELHAN.7852527		
0110	111	016220	016220	016220	512100	0000	0304	5620	30.67			Accrual-PO-DAY & ZIMMERMAN (ATLANTIC GROUP)-TRAC SERVICES	Yes.BRFUELHAN.7853419		
0110	111	016220	016220	016220	512100	0000	0304	5620	100.95			Accrual-PO-DAY & ZIMMERMAN (ATLANTIC GROUP)-TRAC SERVICES	Yes.BRFUELHAN.7842745		
0110	111	016220	016220	016220	512100	0000	0304	5620	16.82			Accrual-PO-DAY & ZIMMERMAN (ATLANTIC GROUP)-TRAC SERVICES	Yes.BRFUELHAN.7851067		
0110	111	016220	016220	016220	512100	0000	0304	5620	84.12			Accrual-PO-DAY & ZIMMERMAN (ATLANTIC GROUP)-TRAC SERVICES	Yes.BRFUELHAN.7855104		
0110	111	016220	016220	016220	512100	0000	0304	5620	29.57			Accrual-PO-DAY & ZIMMERMAN (ATLANTIC GROUP)-TRAC SERVICES	Yes.BRFUELHAN.7847459		
0110	111	016220	016220	016220	512100	0000	0304	5620	29.57			Accrual-PO-DAY & ZIMMERMAN (ATLANTIC GROUP)-TRAC SERVICES	Yes.BRFUELHAN.7848299		
0110	111	016220	016220	016220	512100	0000	0304	5620	402.40			Accrual-PO-DAY & ZIMMERMAN (ATLANTIC GROUP)-TRAC SERVICES	Yes.BRFUELHAN.7841564		
0110	111	016220	016220	016220	513100	0000	0304	5623	45.34			Accrual-PO-DAY & ZIMMERMAN (ATLANTIC GROUP)-TRAC SERVICES	Yes.BRMISCEQ.7830893		
0110	111	016220	016220	016220	514100	0000	0304	5620	45.34			Accrual-PO-DAY & ZIMMERMAN (ATLANTIC GROUP)-TRAC SERVICES	Yes.BRMISCEQ.7845504		
0110	111	016220	016220	016220	514100	0000	0304	5620	67.30			Accrual-PO-DAY & ZIMMERMAN (ATLANTIC GROUP)-TRAC SERVICES	Yes.BRMISCEQ.7844322		
0110	111	016220	016220	016220	514100	0000	0304	5620	67.30			Accrual-PO-DAY & ZIMMERMAN (ATLANTIC GROUP)-TRAC SERVICES	Yes.BRMISCEQ.7850513		
0110	111	016220	016220	016220	513100	0000	0304	5620	16.82			Accrual-PO-DAY & ZIMMERMAN (ATLANTIC GROUP)-TRAC SERVICES	Yes.BRMISCEQ.7852285		
0110	111	016220	016220	016220	514100	0000	0304	5620	67.30			Accrual-PO-DAY & ZIMMERMAN (ATLANTIC GROUP)-TRAC SERVICES	Yes.BRMISCEQ.7852497		
0110	111	016220	016220	016220	514100	0000	0304	5620	33.65			Accrual-PO-DAY & ZIMMERMAN (ATLANTIC GROUP)-TRAC SERVICES	Yes.BRMISCEQ.7851581		
0110	111	016220	016220	016220	514100	0000	0304	5620	67.30			Accrual-PO-DAY & ZIMMERMAN (ATLANTIC GROUP)-TRAC SERVICES	Yes.BRMISCEQ.7851635		
0110	111	016220	016220	016220	514100	0000	0304	5620	67.30			Accrual-PO-DAY & ZIMMERMAN (ATLANTIC GROUP)-TRAC SERVICES	Yes.BRMISCEQ.7851793		
0110	111	016220	016220	016220	514100	0000	0304	5620	84.12			Accrual-PO-DAY & ZIMMERMAN (ATLANTIC GROUP)-TRAC SERVICES	Yes.BRMISCEQ.7855609		
0110	111	016220	016220	016220	514100	0000	0304	5620	67.30			Accrual-PO-DAY & ZIMMERMAN (ATLANTIC GROUP)-TRAC SERVICES	Yes.BRMISCEQ.7855190		
0110	111	016220	016220	016220	514100	0000	0304	5620	100.95			Accrual-PO-DAY & ZIMMERMAN (ATLANTIC GROUP)-TRAC SERVICES	Yes.BRMISCEQ.7857670		
0110	111	016220	016220	016220	511100	0000	0304	5623	80.48			Accrual-PO-DAY & ZIMMERMAN (ATLANTIC GROUP)-TRAC SERVICES	Yes.BRMISCEQ.7847678		
0110	111	016220	016220	016220	511100	0000	0304	5623	106.10			Accrual-PO-DAY & ZIMMERMAN (ATLANTIC GROUP)-TRAC SERVICES	Yes.BRMISCEQ.7850017		
0110	111	016220	016220	016220	511100	0000	0304	5620	7,380.67			Accrual-PO-DAY & ZIMMERMAN (ATLANTIC GROUP)-TRAC SERVICES	Yes.BRSTRGR.7084290		
0110	111	016220	016220	016220	511100	0000	0304	5620	7,499.52			Accrual-PO-DAY & ZIMMERMAN (ATLANTIC GROUP)-TRAC SERVICES	Yes.BRSTRGR.7769243		
0110	111	016220	016220	016220	511100	0000	0304	5620	90.68			Accrual-PO-DAY & ZIMMERMAN (ATLANTIC GROUP)-TRAC SERVICES	Yes.BRSTRGR.7843934		
0110	111	016220	016220	016220	511100	0000	0304	5620	45.34			Accrual-PO-DAY & ZIMMERMAN (ATLANTIC GROUP)-TRAC SERVICES	Yes.BRSTRGR.7848191		
0110	111	016220	016220	016220	511100	0000	0304	5623	45.34			Accrual-PO-DAY & ZIMMERMAN (ATLANTIC GROUP)-TRAC SERVICES	Yes.BRSTRGR.7848227		
0110	111	016220	016220	016220	511100	0000	0304	5620	171.16			Accrual-PO-DAY & ZIMMERMAN (ATLANTIC GROUP)-TRAC SERVICES	Yes.BRSTRGR.7851059		
0110	111	016220	016220	016220	511100	0000	0304	5620	171.16			Accrual-PO-DAY & ZIMMERMAN (ATLANTIC GROUP)-TRAC SERVICES	Yes.BRSTRGR.7851671		
0110	111	016220	016220	016220	511100	0000	0304	5620	171.16			Accrual-PO-DAY & ZIMMERMAN (ATLANTIC GROUP)-TRAC SERVICES	Yes.BRSTRGR.7852607		
0110	111	016220	016220	016220	511100	0000	0304	5620	171.16			Accrual-PO-DAY & ZIMMERMAN (ATLANTIC GROUP)-TRAC SERVICES	Yes.BRSTRGR.7853492		
0110	111	016220	016220	016220	511100	0000	0304	5620	171.16			Accrual-PO-DAY & ZIMMERMAN (ATLANTIC GROUP)-TRAC SERVICES	Yes.BRSTRGR.7854440		
0110	111	016220	016220	016220	511100	0000	0304	5620	563.12			Accrual-PO-DAY & ZIMMERMAN (ATLANTIC GROUP)-TRAC SERVICES	Yes.BRSTRGR.7871726		
0110	111	016220	016220	016220	511100	0000	0304	5620	30.67			Accrual-PO-DAY & ZIMMERMAN (ATLANTIC GROUP)-TRAC SERVICES	Yes.BRSTRGR.7871799		
0110	111	016220	016220	016220	511100	0000	0304	5620	50.48			Accrual-PO-DAY & ZIMMERMAN (ATLANTIC GROUP)-TRAC SERVICES	Yes.BRSTRGR.7854175		
0110	111	016220	016220	016220	511100	0000	0304	5620	321.92			Accrual-PO-DAY & ZIMMERMAN (ATLANTIC GROUP)-TRAC SERVICES	Yes.BRSTRGR.7865992		
0110	111	016220	016220	016220	511100	0000	0304	5620	50.48			Accrual-PO-DAY & ZIMMERMAN (ATLANTIC GROUP)-TRAC SERVICES	Yes.BRSTRGR.7854181		
0110	111	016220	016220	016220	511100	0000	0304	5620	792.60			Accrual-PO-DAY & ZIMMERMAN (ATLANTIC GROUP)-TRAC SERVICES	Yes.BRSTRGR.7861499		
0110	111	016220	016220	016220	511100	0000	0304	5620	158.52			Accrual-PO-DAY & ZIMMERMAN (ATLANTIC GROUP)-TRAC SERVICES	Yes.BRSTRGR.7854696		
0110	111	016220	016220	016220	511100	0000	0304	5620	318.30			Accrual-PO-DAY & ZIMMERMAN (ATLANTIC GROUP)-TRAC SERVICES	Yes.BRSTRGR.7850102		
0110	111	016910	016220	016220	544100	0000	0304	5691	50.48			Accrual-PO-DAY & ZIMMERMAN (ATLANTIC GROUP)-TRAC SERVICES	Yes.DXAE.7854111		
0110	111	016910	016220	016220	544100	0000	0304	5691	33.65			Accrual-PO-DAY & ZIMMERMAN (ATLANTIC GROUP)-TRAC SERVICES	Yes.DXAE.7857295		
0110	111	016910	016220	016220	545100	0000	0304	5691	67.30			Accrual-PO-DAY & ZIMMERMAN (ATLANTIC GROUP)-TRAC SERVICES	Yes.DXAE.7859999		
0110	111	016910	016220	016220	545100	0000	0304	5691	67.30			Accrual-PO-DAY & ZIMMERMAN (ATLANTIC GROUP)-TRAC SERVICES	Yes.DXMP.E.7855068		
0110	111	016910	016220	016220	545100	0000	0304	5691	67.30			Accrual-PO-DAY & ZIMMERMAN (ATLANTIC GROUP)-TRAC SERVICES	Yes.DXMP.E.7855129		

Attachment to Response to AG-KIUC-2 Question 22(h)

Case No. 2020-00350

Page 114 of 166

Garrett

Database ORAOEBSPROD.OEBSPROD
 Data Access Set LGE ENERGY LLC
 Ledger LGE ENERGY LLC
 Chart Of Accounts Accounting Flexfield
 Currency USD

Category * List - Text Accrual
 Source * List - Text Spreadsheet
 Accounting Date * List - Date 6/30/2020
 Group ID Number 28701
 Batch Name Text PG-SML
 Journal Name Text J701-0110-0620
 Journal Description Text Power Generation Accrual
 Reverse Journal List - Text Yes
 Reversal Period/Date List - Text JUL-2020

Upl	Company	Product	Org	Exp Org	Account	IC	Exp Type	Loc	Debit	Credit	Stat Amount	Line Description	Line DFF (Project.Task)	Messages
					* List - Text				* Number	* Number	Number	Text	List - Text	
		0110	111	016910	016220	542100	0000	0304	5691	85.58		Accrual-PO-DAY & ZIMMERMAN (ATLANTIC GROUP)-TRAC SERVICES	Yes.DXSTRGR.7851044	
		0110	111	016910	016220	542100	0000	0304	5691	85.58		Accrual-PO-DAY & ZIMMERMAN (ATLANTIC GROUP)-TRAC SERVICES	Yes.DXSTRGR.7851863	
		0110	111	016910	016220	542100	0000	0304	5691	85.58		Accrual-PO-DAY & ZIMMERMAN (ATLANTIC GROUP)-TRAC SERVICES	Yes.DXSTRGR.7852592	
		0110	111	016910	016220	542100	0000	0304	5691	337.22		Accrual-PO-DAY & ZIMMERMAN (ATLANTIC GROUP)-TRAC SERVICES	Yes.DXSTRGR.7853353	
		0110	111	016910	016220	542100	0000	0304	5691	85.58		Accrual-PO-DAY & ZIMMERMAN (ATLANTIC GROUP)-TRAC SERVICES	Yes.DXSTRGR.7853483	
		0110	111	016910	016220	542100	0000	0304	5691	85.58		Accrual-PO-DAY & ZIMMERMAN (ATLANTIC GROUP)-TRAC SERVICES	Yes.DXSTRGR.7854433	
		0110	111	016220	016220	512005	0000	0304	5630	158.52		Accrual-PO-DAY & ZIMMERMAN (ATLANTIC GROUP)-TRAC SERVICES	Yes.BRFGDABS.7852248	
		0110	111	016220	016220	512005	0000	0304	5630	45.34		Accrual-PO-DAY & ZIMMERMAN (ATLANTIC GROUP)-TRAC SERVICES	Yes.BRFGDABS.7849500	
		0110	111	016220	016220	506100	0000	0304	5630	321.92		Accrual-PO-DAY & ZIMMERMAN (ATLANTIC GROUP)-TRAC SERVICES	Yes.BRFGDABS.7865106	
		0110	111	016220	016220	512005	0000	0304	5630	160.96		Accrual-PO-DAY & ZIMMERMAN (ATLANTIC GROUP)-TRAC SERVICES	Yes.BRFGDABS.7875911	
		0110	111	016220	016220	512005	0000	0304	5630	160.96		Accrual-PO-DAY & ZIMMERMAN (ATLANTIC GROUP)-TRAC SERVICES	Yes.BRFGDABS.7875913	
		0110	111	016220	016220	512005	0000	0304	5630	321.92		Accrual-PO-DAY & ZIMMERMAN (ATLANTIC GROUP)-TRAC SERVICES	Yes.BRFGDABS.7865102	
		0110	111	016220	016220	502013	0000	0304	5620	2,923.41		Accrual-PO-DAY & ZIMMERMAN (ATLANTIC GROUP)-TRAC SERVICES	Yes.BRCCROPS.7322092	
		0110	111	016300	016220	554100	0000	0304	5642	84.12		Accrual-PO-DAY & ZIMMERMAN (ATLANTIC GROUP)-TRAC SERVICES	Yes.BRCTMPE.7852419	
		0110	111	016300	016220	554100	0000	0304	5642	185.08		Accrual-PO-DAY & ZIMMERMAN (ATLANTIC GROUP)-TRAC SERVICES	Yes.BRCTMPE.7874520	
		0110	111	016300	016220	554100	0000	0304	5642	36.62		Accrual-PO-DAY & ZIMMERMAN (ATLANTIC GROUP)-TRAC SERVICES	Yes.BRCTMPE.7850932	
		0110	111	016220	016220	501090	0000	0304	5620	20,348.38		Accrual-PO-DAY & ZIMMERMAN (ATLANTIC GROUP)-TRAC SERVICES	Yes.BROPSFH.7794658	
		0110	111	016910	016220	544100	0000	0304	5691	559.09		Accrual-PO-DAY & ZIMMERMAN (ATLANTIC GROUP)-TRAC SERVICES	Yes.DXTURGEN.7846024	
		0110	111	016220	016220	512107	0000	0304	5620	45.34		Accrual-PO-DAY & ZIMMERMAN (ATLANTIC GROUP)-TRAC SERVICES	Yes.BRCCRBOT.7841799	
		0110	111	016220	016220	512107	0000	0304	5620	90.68		Accrual-PO-DAY & ZIMMERMAN (ATLANTIC GROUP)-TRAC SERVICES	Yes.BRCCRBOT.7841806	
		0110	111	016220	016220	512107	0000	0304	5620	45.34		Accrual-PO-DAY & ZIMMERMAN (ATLANTIC GROUP)-TRAC SERVICES	Yes.BRCCRBOT.7859276	
		0110	111	016220	016220	512107	0000	0304	5620	45.34		Accrual-PO-DAY & ZIMMERMAN (ATLANTIC GROUP)-TRAC SERVICES	Yes.BRCCRBOT.7855257	
		0110	111	016220	016220	512107	0000	0304	5620	1,126.72		Accrual-PO-DAY & ZIMMERMAN (ATLANTIC GROUP)-TRAC SERVICES	Yes.BRCCRBOT.7848736	
		0110	111	016300	016220	553010	0000	0304	5633	292.96		Accrual-PO-DAY & ZIMMERMAN (ATLANTIC GROUP)-TRAC SERVICES	Yes.BRCTSTOR.7158747	
		0110	111	016300	016220	552100	0000	0304	5642	18.31		Accrual-PO-DAY & ZIMMERMAN (ATLANTIC GROUP)-TRAC SERVICES	Yes.BRCTSG.7854317	
		0110	111	016300	016220	552100	0000	0304	5635	73.24		Accrual-PO-DAY & ZIMMERMAN (ATLANTIC GROUP)-TRAC SERVICES	Yes.BRCTSG.7881408	
		0110	111	016300	016220	552100	0000	0304	5640	36.62		Accrual-PO-DAY & ZIMMERMAN (ATLANTIC GROUP)-TRAC SERVICES	Yes.BRCTSG.7882725	
		0110	111	016300	016220	553010	0000	0304	5640	73.24		Accrual-PO-DAY & ZIMMERMAN (ATLANTIC GROUP)-TRAC SERVICES	Yes.BRCTAUXBL.7853809	
		0110	111	016300	016220	553010	0000	0304	5638	36.62		Accrual-PO-DAY & ZIMMERMAN (ATLANTIC GROUP)-TRAC SERVICES	Yes.BRCTAUXBL.7840751	
		0110	111	016300	016220	553010	0000	0304	5640	36.62		Accrual-PO-DAY & ZIMMERMAN (ATLANTIC GROUP)-TRAC SERVICES	Yes.BRCTAUXBL.7850958	
		0110	111	016300	016220	553010	0000	0304	5641	36.62		Accrual-PO-DAY & ZIMMERMAN (ATLANTIC GROUP)-TRAC SERVICES	Yes.BRCTAUXBL.7850965	
		0110	111	016300	016220	553010	0000	0304	5640	36.62		Accrual-PO-DAY & ZIMMERMAN (ATLANTIC GROUP)-TRAC SERVICES	Yes.BRCTAUXBL.7880063	
		0110	111	016220	016220	512107	0000	0304	5620	90.68		Accrual-PO-DAY & ZIMMERMAN (ATLANTIC GROUP)-TRAC SERVICES	Yes.BRCCRWTR.7839369	
		0110	111	016220	016220	512107	0000	0304	5620	181.36		Accrual-PO-DAY & ZIMMERMAN (ATLANTIC GROUP)-TRAC SERVICES	Yes.BRCCRGYP.7841827	
		0110	111	016220	016220	512107	0000	0304	5620	90.68		Accrual-PO-DAY & ZIMMERMAN (ATLANTIC GROUP)-TRAC SERVICES	Yes.BRCCRGYP.7834861	
		0110	111	016220	016220	512107	0000	0304	5620	45.34		Accrual-PO-DAY & ZIMMERMAN (ATLANTIC GROUP)-TRAC SERVICES	Yes.BRCCRGYP.7839362	
		0110	111	016220	016220	512107	0000	0304	5620	90.68		Accrual-PO-DAY & ZIMMERMAN (ATLANTIC GROUP)-TRAC SERVICES	Yes.BRCCRGYP.7829304	
		0110	111	016220	016220	512107	0000	0304	5620	90.68		Accrual-PO-DAY & ZIMMERMAN (ATLANTIC GROUP)-TRAC SERVICES	Yes.BRCCRGYP.7844836	
		0110	111	016220	016220	512107	0000	0304	5620	90.68		Accrual-PO-DAY & ZIMMERMAN (ATLANTIC GROUP)-TRAC SERVICES	Yes.BRCCRGYP.7832599	
		0110	111	016220	016220	512107	0000	0304	5620	90.68		Accrual-PO-DAY & ZIMMERMAN (ATLANTIC GROUP)-TRAC SERVICES	Yes.BRCCRGYP.7852599	
		0110	111	016220	016220	512107	0000	0304	5620	45.34		Accrual-PO-DAY & ZIMMERMAN (ATLANTIC GROUP)-TRAC SERVICES	Yes.BRCCRGYP.7855282	
		0110	111	016220	016220	512107	0000	0304	5620	321.92		Accrual-PO-DAY & ZIMMERMAN (ATLANTIC GROUP)-TRAC SERVICES	Yes.BRCCRGYP.7780551	
		0110	111	016220	016220	512107	0000	0304	5620	79.87		Accrual-PO-DAY & ZIMMERMAN (ATLANTIC GROUP)-TRAC SERVICES	Yes.BRCCRGYP.7852611	
		0110	111	016220	016220	512107	0000	0304	5620	45.34		Accrual-PO-DAY & ZIMMERMAN (ATLANTIC GROUP)-TRAC SERVICES	Yes.BRCCRSTRC.7807568	
		0110	111	016220	016220	512107	0000	0304	5620	90.68		Accrual-PO-DAY & ZIMMERMAN (ATLANTIC GROUP)-TRAC SERVICES	Yes.BRCCRSTRC.7807576	
		0110	111	016220	016220	512107	0000	0304	5620	45.34		Accrual-PO-DAY & ZIMMERMAN (ATLANTIC GROUP)-TRAC SERVICES	Yes.BRCCRSTRC.7862540	
		0110	111	016220	016220	512107	0000	0304	5620	45.34		Accrual-PO-DAY & ZIMMERMAN (ATLANTIC GROUP)-TRAC SERVICES	Yes.BRCCRSTRC.7862565	
		0110	111	016220	016220	512107	0000	0304	5620	643.84		Accrual-PO-DAY & ZIMMERMAN (ATLANTIC GROUP)-TRAC SERVICES	Yes.BRCCRSTRC.7841582	
		0110	111	016220	016220	512107	0000	0304	5620	45.34		Accrual-PO-DAY & ZIMMERMAN (ATLANTIC GROUP)-TRAC SERVICES	Yes.BRCCRFly.7841050	
		0110	111	016220	016220	512107	0000	0304	5620	90.68		Accrual-PO-DAY & ZIMMERMAN (ATLANTIC GROUP)-TRAC SERVICES	Yes.BRCCRFly.7838147	
		0110	111	016220	016220	512107	0000	0304	5620	45.34		Accrual-PO-DAY & ZIMMERMAN (ATLANTIC GROUP)-TRAC SERVICES	Yes.BRCCRFly.7851005	
		0110	111	016220	016220	512107	0000	0304	5620	45.34		Accrual-PO-DAY & ZIMMERMAN (ATLANTIC GROUP)-TRAC SERVICES	Yes.BRCCRFly.7852617	
		0110	111	016220	016220	512107	0000	0304	5620	45.34		Accrual-PO-DAY & ZIMMERMAN (ATLANTIC GROUP)-TRAC SERVICES	Yes.BRCCRFly.7855249	
		0110	111	016220	016220	512107	0000	0304	5620	45.34		Accrual-PO-DAY & ZIMMERMAN (ATLANTIC GROUP)-TRAC SERVICES	Yes.BRCCRFly.7861217	
		0110	111	016220	016220	512107	0000	0304	5620	45.34		Accrual-PO-DAY & ZIMMERMAN (ATLANTIC GROUP)-TRAC SERVICES	Yes.BRCCRFly.7861218	
		0110	111	016220	016220	512107	0000	0304	5620	160.96		Accrual-PO-DAY & ZIMMERMAN (ATLANTIC GROUP)-TRAC SERVICES	Yes.BRCCRFly.7856917	
		0110	111	016220	016220	512107	0000	0304	5620	80.48		Accrual-PO-DAY & ZIMMERMAN (ATLANTIC GROUP)-TRAC SERVICES	Yes.BRCCRFly.7839828	
		0110	111	016910	016220	544100	0000	0304	5691	90.68		Accrual-PO-DAY & ZIMMERMAN (ATLANTIC GROUP)-TRAC SERVICES	Yes.DXCOMPAIR.7839063	
		0110	111	016910	016220	545100	0000	0304	5691	90.68		Accrual-PO-DAY & ZIMMERMAN (ATLANTIC GROUP)-TRAC SERVICES	Yes.DXCOMPAIR.7839082	
		0110	111	016220	016220	512100	0000	0304	5623	45.34		Accrual-PO-DAY & ZIMMERMAN (ATLANTIC GROUP)-TRAC SERVICES	Yes.BRBOILERS.7843460	
		0110	111	016220	016220	512100	0000	0304	5623	45.34		Accrual-PO-DAY & ZIMMERMAN (ATLANTIC GROUP)-TRAC SERVICES	Yes.BRBOILERS.7849103	
		0110	111	016220	016220	512100	0000	0304	5623	39.63		Accrual-PO-DAY & ZIMMERMAN (ATLANTIC GROUP)-TRAC SERVICES	Yes.BRBOILERS.7834548	
		0110	111	016220	016220	512100	0000	0304	5623	39.63		Accrual-PO-DAY & ZIMMERMAN (ATLANTIC GROUP)-TRAC SERVICES	Yes.BRBOILERS.7847751	
		0110	111	016220	016220	512100	0000	0304	5623	39.63		Accrual-PO-DAY & ZIMMERMAN (ATLANTIC GROUP)-TRAC SERVICES	Yes.BRBOILERS.7848732	

Case No. 2020-00350

Attachment to Response to AG-KIUC-2 Question 22(h)

Database ORAOEBSPROD.OEBSPROD
 Data Access Set LGE ENERGY LLC
 Ledger LGE ENERGY LLC
 Chart Of Accounts Accounting Flexfield
 Currency USD

Category * List - Text Accrual
 Source * List - Text Spreadsheet
 Accounting Date * List - Date 6/30/2020
 Group ID Number 28701
 Batch Name Text PG-SML
 Journal Name Text J701-0110-0620
 Journal Description Text Power Generation Accrual
 Reverse Journal List - Text Yes
 Reversal Period/Date List - Text JUL-2020

Upl	Company	Product	Org	Exp Org	Account	IC	Exp Type	Loc	Debit	Credit	Stat Amount	Line Description	Line DFF (Project.Task)	Messages
					* List - Text				* Number	* Number	Number	Text	List - Text	
0110	111	016220	016220	513100	0000	0304	5623		136.02			Accrual-PO-DAY & ZIMMERMAN (ATLANTIC GROUP)-TRAC SERVICES	Yes.BRCOMPAIR.7843828	
0110	111	016220	016220	513100	0000	0304	5623		136.02			Accrual-PO-DAY & ZIMMERMAN (ATLANTIC GROUP)-TRAC SERVICES	Yes.BRCOMPAIR.7849554	
0110	111	016220	016220	513100	0000	0304	5623		45.34			Accrual-PO-DAY & ZIMMERMAN (ATLANTIC GROUP)-TRAC SERVICES	Yes.BRTURGEN.7844315	
0110	111	016220	016220	513100	0000	0304	5623		45.34			Accrual-PO-DAY & ZIMMERMAN (ATLANTIC GROUP)-TRAC SERVICES	Yes.BRTURGEN.7846500	
0110	111	016220	016220	512100	0000	0304	5623		90.68			Accrual-PO-DAY & ZIMMERMAN (ATLANTIC GROUP)-TRAC SERVICES	Yes.BRTURGEN.7847388	
0110	111	016220	016220	512100	0000	0304	5623		181.36			Accrual-PO-DAY & ZIMMERMAN (ATLANTIC GROUP)-TRAC SERVICES	Yes.BRSOOTBL.7838679	
0110	111	016220	016220	513100	0000	0304	5623		90.68			Accrual-PO-DAY & ZIMMERMAN (ATLANTIC GROUP)-TRAC SERVICES	Yes.BRCIRCWAT.7845537	
0110	111	016220	016220	513100	0000	0304	5623		136.02			Accrual-PO-DAY & ZIMMERMAN (ATLANTIC GROUP)-TRAC SERVICES	Yes.BRCIRCWAT.7848454	
0110	111	016220	016220	513100	0000	0304	5623		427.90			Accrual-PO-DAY & ZIMMERMAN (ATLANTIC GROUP)-TRAC SERVICES	Yes.BRCIRCWAT.7829861	
0110	111	016220	016220	513100	0000	0304	5623		414.32			Accrual-PO-DAY & ZIMMERMAN (ATLANTIC GROUP)-TRAC SERVICES	Yes.BRCIRCWAT.7829881	
0110	111	016220	016220	513100	0000	0304	5623		90.68			Accrual-PO-DAY & ZIMMERMAN (ATLANTIC GROUP)-TRAC SERVICES	Yes.BRCIRCWAT.7855849	
0110	111	016220	016220	513100	0000	0304	5623		965.76			Accrual-PO-DAY & ZIMMERMAN (ATLANTIC GROUP)-TRAC SERVICES	Yes.BRCIRCWAT.7854704	
0110	111	016220	016220	513100	0000	0304	5623		45.34			Accrual-PO-DAY & ZIMMERMAN (ATLANTIC GROUP)-TRAC SERVICES	Yes.BRSRVWAT.7845540	
0110	111	016220	016220	513100	0000	0304	5623		45.34			Accrual-PO-DAY & ZIMMERMAN (ATLANTIC GROUP)-TRAC SERVICES	Yes.BRSRVWAT.7848458	
0110	111	016220	016220	513100	0000	0304	5620		45.34			Accrual-PO-DAY & ZIMMERMAN (ATLANTIC GROUP)-TRAC SERVICES	Yes.BRSRVWAT.7849982	
0110	111	016220	016220	512100	0000	0304	5623		45.34			Accrual-PO-DAY & ZIMMERMAN (ATLANTIC GROUP)-TRAC SERVICES	Yes.BRFEEDWAT.7846230	
0110	111	016220	016220	512100	0000	0304	5623		45.34			Accrual-PO-DAY & ZIMMERMAN (ATLANTIC GROUP)-TRAC SERVICES	Yes.BRFEEDWAT.7846974	
0110	111	016220	016220	512100	0000	0304	5623		194.76			Accrual-PO-DAY & ZIMMERMAN (ATLANTIC GROUP)-TRAC SERVICES	Yes.BRFEEDWAT.7847722	
0110	111	016220	016220	512005	0000	0304	5630		45.34			Accrual-PO-DAY & ZIMMERMAN (ATLANTIC GROUP)-TRAC SERVICES	Yes.BRFGDMPE.7847446	
0110	111	016220	016220	512005	0000	0304	5630		136.02			Accrual-PO-DAY & ZIMMERMAN (ATLANTIC GROUP)-TRAC SERVICES	Yes.BRFGDMPE.7849568	
0110	111	016220	016220	512005	0000	0304	5630		160.96			Accrual-PO-DAY & ZIMMERMAN (ATLANTIC GROUP)-TRAC SERVICES	Yes.BRFGDMPE.7867152	
0110	111	016220	016220	512100	0000	0304	5623		45.34			Accrual-PO-DAY & ZIMMERMAN (ATLANTIC GROUP)-TRAC SERVICES	Yes.BRBOILDR.7848798	
0110	111	016220	016220	512100	0000	0304	5623		767.02			Accrual-PO-DAY & ZIMMERMAN (ATLANTIC GROUP)-TRAC SERVICES	Yes.BRBOILDR.7879018	
0110	111	016220	016220	512100	0000	0304	5623		842.22			Accrual-PO-DAY & ZIMMERMAN (ATLANTIC GROUP)-TRAC SERVICES	Yes.BRPULV.7825505	
0110	111	016220	016220	512100	0000	0304	5623		355.58			Accrual-PO-DAY & ZIMMERMAN (ATLANTIC GROUP)-TRAC SERVICES	Yes.BRPULV.7825575	
0110	111	016220	016220	512100	0000	0304	5623		90.68			Accrual-PO-DAY & ZIMMERMAN (ATLANTIC GROUP)-TRAC SERVICES	Yes.BRPULV.7859250	
0110	111	016220	016220	512100	0000	0304	5623		120.72			Accrual-PO-DAY & ZIMMERMAN (ATLANTIC GROUP)-TRAC SERVICES	Yes.BRPULV.7846380	
0110	111	016220	016220	512100	0000	0304	5623		120.72			Accrual-PO-DAY & ZIMMERMAN (ATLANTIC GROUP)-TRAC SERVICES	Yes.BRPULV.7846434	
0110	111	016220	016220	512100	0000	0304	5623		80.48			Accrual-PO-DAY & ZIMMERMAN (ATLANTIC GROUP)-TRAC SERVICES	Yes.BRPULV.7846781	
0110	111	016220	016220	512100	0000	0304	5623		516.68			Accrual-PO-DAY & ZIMMERMAN (ATLANTIC GROUP)-TRAC SERVICES	Yes.BRPULV.7829844	
0110	111	016220	016220	512100	0000	0304	5623		516.68			Accrual-PO-DAY & ZIMMERMAN (ATLANTIC GROUP)-TRAC SERVICES	Yes.BRPULV.7825645	
0110	111	016220	016220	512100	0000	0304	5623		160.96			Accrual-PO-DAY & ZIMMERMAN (ATLANTIC GROUP)-TRAC SERVICES	Yes.BRPULV.7825716	
0110	111	016220	016220	107001	0000	0304	5623		4,238.42			Accrual-PO-DAY & ZIMMERMAN (ATLANTIC GROUP)-TRAC SERVICES	Yes.158721.7349950	
0110	111	016220	016220	108901	0000	0304	5623		160.96			Accrual-PO-DAY & ZIMMERMAN (ATLANTIC GROUP)-TRAC SERVICES	Yes.158721.7349934	
0110	111	016220	016220	512151	0000	0304	5623		427.90			Accrual-PO-DAY & ZIMMERMAN (ATLANTIC GROUP)-TRAC SERVICES	Yes.BR3SBOAH1.7854398	
0110	111	016220	016220	512100	0000	0304	5623		181.36			Accrual-PO-DAY & ZIMMERMAN (ATLANTIC GROUP)-TRAC SERVICES	Yes.BRCONDEN.7861959	
0110	111	016220	016220	513100	0000	0304	5623		2,925.12			Accrual-PO-DAY & ZIMMERMAN (ATLANTIC GROUP)-TRAC SERVICES	Yes.BRCTBDOWS.7769490	
0110	111	016220	016220	513100	0000	0304	5620		67.30			Accrual-PO-DAY & ZIMMERMAN (ATLANTIC GROUP)-TRAC SERVICES	Yes.BRAEEOH.7857081	
0110	111	016220	016220	512156	0000	0304	5623		80.48			Accrual-PO-DAY & ZIMMERMAN (ATLANTIC GROUP)-TRAC SERVICES	Yes.BR3FFBAGS.7842759	
0110	111	016220	016220	512156	0000	0304	5623		241.44			Accrual-PO-DAY & ZIMMERMAN (ATLANTIC GROUP)-TRAC SERVICES	Yes.BR3FFBLD.7808377	
0110	111	016220	016220	512005	0000	0304	5630		321.92			Accrual-PO-DAY & ZIMMERMAN (ATLANTIC GROUP)-TRAC SERVICES	Yes.BRFGDLPR.7870396	
0110	111	016220	016220	512005	0000	0304	5630		158.52			Accrual-PO-DAY & ZIMMERMAN (ATLANTIC GROUP)-TRAC SERVICES	Yes.BRFGDLPR.7871693	
0110	111	016300	016220	553010	0000	0304	5636		219.72			Accrual-PO-DAY & ZIMMERMAN (ATLANTIC GROUP)-TRAC SERVICES	Yes.BRCTGEN.7691990	
0110	111	016300	016220	553010	0000	0304	5635		146.48			Accrual-PO-DAY & ZIMMERMAN (ATLANTIC GROUP)-TRAC SERVICES	Yes.BRCTCWS.7844344	
0110	111	016300	016220	553010	0000	0304	5637		567.61			Accrual-PO-DAY & ZIMMERMAN (ATLANTIC GROUP)-TRAC SERVICES	Yes.BRCTCWS.7641689	
0110	111	016300	016220	553010	0000	0304	5636		36.62			Accrual-PO-DAY & ZIMMERMAN (ATLANTIC GROUP)-TRAC SERVICES	Yes.BRCTFH.7852353	
0110	111	016300	016220	553010	0000	0304	5637		36.62			Accrual-PO-DAY & ZIMMERMAN (ATLANTIC GROUP)-TRAC SERVICES	Yes.BRCTFH.7852375	
0110	111	016300	016220	553010	0000	0304	5642		160.96			Accrual-PO-DAY & ZIMMERMAN (ATLANTIC GROUP)-TRAC SERVICES	Yes.BRCTFH.7861578	
0110	111	016300	016220	554100	0000	0304	5636		36.62			Accrual-PO-DAY & ZIMMERMAN (ATLANTIC GROUP)-TRAC SERVICES	Yes.BRCTNOE.7852364	
0110	111	016300	016220	554100	0000	0304	5637		36.62			Accrual-PO-DAY & ZIMMERMAN (ATLANTIC GROUP)-TRAC SERVICES	Yes.BRCTNOE.7852386	
0110	112	016220	016220	512100	0000	0304	5623		384.14			Accrual-PO-DAY & ZIMMERMAN (ATLANTIC GROUP)-TRAC SERVICES	Yes.BR3AUXS20.7829859	
0110	112	016220	016220	512100	0000	0304	5623		79.26			Accrual-PO-DAY & ZIMMERMAN (ATLANTIC GROUP)-TRAC SERVICES	Yes.BR3AUXS20.7829902	
0110	111	016220	016220	512005	0000	0304	5630		925.54			Accrual-PO-DAY & ZIMMERMAN (ATLANTIC GROUP)-TRAC SERVICES	Yes.BRFGDGY5.7840483	
0110	111	016710	002130	186074	0100	0375	0172		178,876.79			CR7 LTPC Variable Fee CT1 Service (KU) Siemens - Q2	Yes.CR7LTPCU.LTPC186	
0110	111	016710	002130	186074	0100	0475	0172		437,939.74			CR7 LTPC Variable Fee CT1 Matl (KU) Siemens - Q2	Yes.CR7LTPCU.LTPC186	
0110	111	016710	002130	186074	0100	0375	0172		183,997.29			CR7 LTPC Variable Fee CT2 Service (KU) Siemens - Q2	Yes.CR7LTPCU.LTPC186	
0110	111	016710	002130	186074	0100	0475	0172		450,476.13			CR7 LTPC Variable Fee CT2 Matl (KU) Siemens - Q2	Yes.CR7LTPCU.LTPC186	
0110	105	015590	015590	232031	0000	0699	0000			694,788.69				Yes.112958.232031
0110	105	015590	015590	232032	0000	0699	0000			11,082.93				Yes.112958.232032
0110	105	015590	015590	232033	0000	0699	0000							Yes.112958.232033
0110	111	015590	006250	232001	0100	0699	0000			1,341,054.02				Yes.112958.PPD
0110	111	015590	015590	232001	0000	0699	0000			1,184,198.20				Yes.112958.PPD
0110	111	015590	015590	143012	0000	0699	0000		461,185.92					Yes.112958.143012
0110	111	015590	015590	143012	0000	0699	0000							Yes.112958.143012

Attachment to Response to G-KIUC-2 Question 22(h)

Case No. 2020-00350

Page 116 of 166

Garrett

Database ORAOEBSPROD.OEBSPROD
 Data Access Set LGE ENERGY LLC
 Ledger LGE ENERGY LLC
 Chart Of Accounts Accounting Flexfield
 Currency USD

Category	* List - Text Accrual
Source	* List - Text Spreadsheet
Accounting Date	* List - Date 6/30/2020
Group ID	Number 28701
Batch Name	Text PG-SML
Journal Name	Text J701-0110-0620
Journal Description	Text Power Generation Accrual
Reverse Journal	List - Text Yes
Reverse Period/Date	List - Text JUL-2020

Upl	Company	Product	Org	Exp Org	Account	IC	Exp Type	Loc	Debit	Credit	Stat Amount	Line Description	Line DFF (Project.Task)	Messages
					* List - Text				* Number	* Number	Number	Text	List - Text	
									3,697,629.76	3,697,629.76				
Totals:									3,697,629.76	3,697,629.76				

Description: Power Generation Accrual

Prepared by: J Vincent Approved by: Stacy Ritchey Posted by: J Vincent

Upload/Concurrent ID: 53142148 Posted/Concurrent ID: 53142339
 Reverse Concurrent ID: 53221012 Reversal Posted/Concurrent ID: 53221019

Database ORAOESPROD.OESBSPROD
 Data Access Set LGE ENERGY LLC
 Ledger LGE ENERGY LLC
 Chart Of Accounts Accounting Flexfield
 Currency USD

Category	* List - Text Accrual
Source	* List - Text Spreadsheet
Accounting Date	* List - Date 7/31/2020
Group ID	Number 12046
Batch Name	Text PG-SML
Journal Name	Text J701-0110-0720
Journal Description	Text Power Generation Accrual
Reverse Journal	List - Text Yes
Reversal Period/Date	List - Text AUG-2020

Upl	Company	Product	Org	Exp Org	Account	IC	Exp Type	Loc	Debit	Credit	Stat Amount	Line Description	Line DFF (Project.Task)	Messages
					* List - Text				* Number	* Number	Number	Text	List - Text	
0110	111	016220	016300	186075	0000	0375	5636	30,823.49				BRCT LTSA Fixed/EOH Fee for CT6 Service (KU) GE International - 2020 Q3	Yes.156327KU.BRCT6	
0110	111	016220	016300	186075	0000	0375	5637	115,995.92				BRCT LTSA Fixed/EOH Fee for CT7 Service (KU) GE International - 2020 Q3	Yes.156327KU.BRCT7	
0100	111	002040	016300	186075	0110	0375	0460	18,891.82				BRCT LTSA Fixed/EOH Fee for CT6 Service (LGE) GE International - 2020 Q3	Yes.156327LGE.BRCT6	
0100	111	002040	016300	186075	0110	0375	0461	71,094.27				BRCT LTSA Fixed/EOH Fee for CT7 Service (LGE) GE International - 2020 Q3	Yes.156327LGE.BRCT7	
0110	111	016220	016220	513100	0000	0301	5623	2,580.00				Accrual-PO 697366-MIDWEST SWITCHGEAR SERVICES LLC-REPAIR, CLEANING	Yes.BRAEESWG.7892647	
0110	111	016220	016220	512107	0000	0301	5620	6,200.00				Accrual-PO 697023-MPW INDUSTRIAL SERVICES INC-VACUUM OUT 0-2 SU	Yes.BRCCRBOT.7738048	
0110	111	016220	016220	512107	0000	0301	5620	500.00				Accrual-PO 697491-ABELL ELEVATOR INTL-SERVICE CALL 07/30/20 TO REF	Yes.BRCCRMPE.7914144	
0110	111	016300	016220	554100	0000	0452	5642	3,967.00				Accrual-PO 695247-WILSON EQUIPMENT CO LLC-MATERIAL TO REPAIR HYDRA	Yes.BRCTMPE.7874520	
0110	111	016300	016220	553010	0000	0452	5633	(5,162.28)				Accrual-PO 694268-AARDCO-BLOCK & BLEED VALVE MANIFOLD KITS	Yes.BRCTSTOR.7560622	
0110	111	016300	016220	553010	0000	0452	5633	(38,533.88)				Accrual-PO 694268-AARDCO-VISSION 2020 RETROFIT FOR VRS-2700 SCRE	Yes.BRCTSTOR.7560622	
0110	111	016220	016220	512005	0000	0301	5630	8,290.00				Accrual-PO 694104-DOSS AND HORKY INC-BUILD CONCRETE BERMS AROUND	Yes.BRFGDABS.7861500	
0110	111	016220	016220	512100	0000	0301	5620	585.00				Accrual-PO 683451-ROAD AND RAIL SERVICES INC-MONTHLY RAIL TRACK	Yes.BRFUELHAN.5620	
0110	111	016220	016220	514100	0000	0301	5620	494.00				Accrual-PO 696642-TRANSCAT INC-CALIBRATION WITH DATA - AMETEK/JUL	Yes.BRMISCEQ.7128791	
0110	111	016220	016220	513100	0000	0301	5623	500.00				Accrual-PO 697354-ABELL ELEVATOR INTL-SERVICE CALL 07/28/20 TO REF	Yes.BRMISCEQ.7084967	
0110	111	016220	016220	514100	0000	0301	5620	30,833.50				Accrual-PO 629265-SCHNEIDER ELECTRIC SYSTEMS USA INC--Brown DCS	Yes.BRSFWLIC.5620	
0110	111	016300	016300	554100	0000	0301	5642	5,275.00				Accrual-PO 695247-WILSON EQUIPMENT CO LLC-LABOR TO REPAIR HYDRA	Yes.BRCTMPE.7874520	
0110	111	016220	016220	107001	0000	0301	5623	52,128.00				Accrual-PO -ETSJ-QAQC for PUFF Bag Repl	Yes.135102.107001	
0110	111	016220	016220	107001	0000	0301	5623	15,000.00				Accrual-PO 694897-KSB INC-TFA SUPPORT FOR 3-1 HWRS INSTALLATION	Yes.158721.7349950	
0110	111	016220	016220	107001	0000	0301	5623	206,000.00				Accrual-PO 666017-KSB INC-INSPECTION & REPAIR OF LUVAC PUMP	Yes.158723.107001	
0110	111	016300	016300	107001	0000	0452	5642	5,162.28				Accrual-PO 694268-AARDCO-BLOCK & BLEED VALVE MANIFOLD KITS	Yes.162300.107001	
0110	111	016300	016300	107001	0000	0301	5646	11,653.00				Accrual-PO 695190-ZENAR SERVICE GROUP LLC-LABOR - CRANE REFURB	Yes.159665.107001	
0110	111	016300	016300	107001	0000	0452	5646	28,215.00				Accrual-PO 695190-ZENAR SERVICE GROUP LLC-MATERIAL - CRANE REFL	Yes.159665.107001	
0110	111	016300	016300	107001	0000	0452	5642	38,533.88				Accrual-PO 694268-AARDCO-VISSION 2020 RETROFIT FOR VRS-2700 SCRE	Yes.162300.107001	
0110	111	016300	016300	549100	0000	0301	5636	900.00				Accrual-PO 635044-Airgas-Mid America-CT6 Nitrogen Tube Trailer Rental	Yes.BRCTMEXP.CT6GAS	
0110	111	016300	016300	549100	0000	0301	5637	900.00				Accrual-PO 635044-Airgas-Mid America-CT7 Nitrogen Tube Trailer Rental	Yes.BRCTMEXP.CT7GAS	
0110	111	016220	016220	505100	0000	0301	5620	950.00				Accrual-PO 543337-Airgas-Mid America-BR Steam Hydrogen Tube Trailer Rental	Yes.BRHYDCRBN.5620	
0110	111	016220	016220	502002	0000	0413	5620	6,000.00				Accrual-PO 580526-Brenntag MidSouth-BR Water Treatment Chemicals	Yes.BRWTCHEM.5620	
0110	111	016220	016220	511100	0000	0303	5620	5,600.00				Accrual-PO -Day & Zimmerman-Cleaning Supplies	Yes.BRSTRGR.5620	
0110	111	016220	016220	514100	0000	0301	5620	7,000.00				Accrual-PO 637541-Black and Veatch Corp-Remote Performance Monitoring	Yes.BRSFWLIC.RPM	
0110	111	016220	016220	502013	0000	0304	5620	61,000.00				Accrual-PO -SAILA-Landfill Operation	Yes.BRLANDLIF.502013	
0110	111	016380	016220	554100	0000	0301	6001	3,570.00				Accrual-PO 639730-BAIN'S LAWN & LANDSCAPING LLC-Simpsonville Solar Sh	Yes.SLRSHRMT.C.MOWING	
0110	111	016220	016020	514100	0000	0301	5605	3,784.29				Accrual-PO 639730-BAIN'S LAWN & LANDSCAPING LLC-Tyrone Mowing	Yes.TYMISCEXP.MOWING	
0110	111	016220	016220	506100	0000	0301	5620	12,514.28				Accrual-PO 639730-BAIN'S LAWN & LANDSCAPING LLC-Brown Steam Mowing	Yes.BRMISCEXP.MOWING	
0110	111	016300	016300	549100	0000	0301	5642	2,502.86				Accrual-PO 639730-BAIN'S LAWN & LANDSCAPING LLC-Combustion Turbine	Yes.BRCTMEXP.MOWING	
0110	111	016910	016220	539100	0000	0301	5691	1,668.57				Accrual-PO 639730-BAIN'S LAWN & LANDSCAPING LLC-Dix Dam Mowing	Yes.DXMISCEXP.MOWING	
0110	111	016390	016220	554100	0000	0301	5648	4,095.00				Accrual-PO 639730-BAIN'S LAWN & LANDSCAPING LLC-Brown Solar Mowing	Yes.BRSLRMT.C.MOWING	
0110	111	016220	016220	512017	0000	0304	5620	317.04				Accrual-PO-DAY & ZIMMERMAN (ATLANTIC GROUP)-TRAC SERVICES	Yes.BRASHHAND.7845935	
0110	111	016220	016220	512017	0000	0304	5620	269.20				Accrual-PO-DAY & ZIMMERMAN (ATLANTIC GROUP)-TRAC SERVICES	Yes.BRASHHAND.7883568	
0110	111	016220	016220	512017	0000	0304	5620	269.20				Accrual-PO-DAY & ZIMMERMAN (ATLANTIC GROUP)-TRAC SERVICES	Yes.BRASHHAND.7884587	
0110	111	016220	016220	512017	0000	0304	5620	269.20				Accrual-PO-DAY & ZIMMERMAN (ATLANTIC GROUP)-TRAC SERVICES	Yes.BRASHHAND.7885243	
0110	111	016220	016220	512017	0000	0304	5623	158.52				Accrual-PO-DAY & ZIMMERMAN (ATLANTIC GROUP)-TRAC SERVICES	Yes.BRASHHAND.7912601	
0110	111	016220	016220	512005	0000	0304	5630	40.24				Accrual-PO-DAY & ZIMMERMAN (ATLANTIC GROUP)-TRAC SERVICES	Yes.BRFGDLHD.7891017	
0110	111	016220	016220	512100	0000	0304	5620	59.14				Accrual-PO-DAY & ZIMMERMAN (ATLANTIC GROUP)-TRAC SERVICES	Yes.BRFUELHAN.7880099	
0110	111	016220	016220	512100	0000	0304	5620	118.28				Accrual-PO-DAY & ZIMMERMAN (ATLANTIC GROUP)-TRAC SERVICES	Yes.BRFUELHAN.7884500	
0110	111	016220	016220	512100	0000	0304	5620	30.67				Accrual-PO-DAY & ZIMMERMAN (ATLANTIC GROUP)-TRAC SERVICES	Yes.BRFUELHAN.7883371	
0110	111	016220	016220	512100	0000	0304	5620	33.65				Accrual-PO-DAY & ZIMMERMAN (ATLANTIC GROUP)-TRAC SERVICES	Yes.BRFUELHAN.7908992	
0110	111	016220	016220	512100	0000	0304	5620	16.82				Accrual-PO-DAY & ZIMMERMAN (ATLANTIC GROUP)-TRAC SERVICES	Yes.BRFUELHAN.7883576	
0110	111	016220	016220	512100	0000	0304	5620	67.30				Accrual-PO-DAY & ZIMMERMAN (ATLANTIC GROUP)-TRAC SERVICES	Yes.BRFUELHAN.7908994	
0110	111	016220	016220	512100	0000	0304	5623	29.57				Accrual-PO-DAY & ZIMMERMAN (ATLANTIC GROUP)-TRAC SERVICES	Yes.BRFUELHAN.7879065	
0110	111	016220	016220	511100	0000	0304	5621	90.68				Accrual-PO-DAY & ZIMMERMAN (ATLANTIC GROUP)-TRAC SERVICES	Yes.BRMISCEQ.7889437	
0110	111	016220	016220	511100	0000	0304	5621	90.68				Accrual-PO-DAY & ZIMMERMAN (ATLANTIC GROUP)-TRAC SERVICES	Yes.BRMISCEQ.7908953	

Case No. 2020-00350

Attachment to Response to AG-KIUC-2 Question 22(h)

Page 118 of 166

Garrett

Database ORAOBSPROD.OBESPROD
 Data Access Set LGE ENERGY LLC
 Ledger LGE ENERGY LLC
 Chart Of Accounts Accounting Flexfield
 Currency USD

Category	* List - Text Accrual
Source	* List - Text Spreadsheet
Accounting Date	* List - Date 7/31/2020
Group ID	Number 12046
Batch Name	Text PG-SML
Journal Name	Text J701-0110-0720
Journal Description	Text Power Generation Accrual
Reverse Journal	List - Text Yes
Reversal Period/Date	List - Text AUG-2020

Upl	Company	Product	Org	Exp Org	Account	IC	Exp Type	Loc	Debit	Credit	Stat Amount	Line Description	Line DFF (Project.Task)	Messages
0110	111	016220	016220	514100	0000	0304	5620	67.30				Accrual-PO-DAY & ZIMMERMAN (ATLANTIC GROUP)-TRAC SERVICES	Yes.BRMISCEQ.7892120	J
0110	111	016220	016220	514100	0000	0304	5620	33.65				Accrual-PO-DAY & ZIMMERMAN (ATLANTIC GROUP)-TRAC SERVICES	Yes.BRMISCEQ.7884388	J
0110	111	016220	016220	514100	0000	0304	5620	100.95				Accrual-PO-DAY & ZIMMERMAN (ATLANTIC GROUP)-TRAC SERVICES	Yes.BRMISCEQ.7886134	J
0110	111	016220	016220	514100	0000	0304	5620	100.95				Accrual-PO-DAY & ZIMMERMAN (ATLANTIC GROUP)-TRAC SERVICES	Yes.BRMISCEQ.7886190	J
0110	111	016220	016220	514100	0000	0304	5620	29.57				Accrual-PO-DAY & ZIMMERMAN (ATLANTIC GROUP)-TRAC SERVICES	Yes.BRMISCEQ.7883146	J
0110	111	016220	016220	511100	0000	0304	5620	3,334.93				Accrual-PO-DAY & ZIMMERMAN (ATLANTIC GROUP)-TRAC SERVICES	Yes.BRSTRGR.7084290	J
0110	111	016220	016220	511100	0000	0304	5620	5,494.60				Accrual-PO-DAY & ZIMMERMAN (ATLANTIC GROUP)-TRAC SERVICES	Yes.BRSTRGR.7769243	J
0110	111	016220	016220	511100	0000	0304	5620	758.36				Accrual-PO-DAY & ZIMMERMAN (ATLANTIC GROUP)-TRAC SERVICES	Yes.BRSTRGR.7871726	J
0110	111	016220	016220	511100	0000	0304	5621	90.68				Accrual-PO-DAY & ZIMMERMAN (ATLANTIC GROUP)-TRAC SERVICES	Yes.BRSTRGR.7886834	J
0110	111	016220	016220	511100	0000	0304	5620	67.30				Accrual-PO-DAY & ZIMMERMAN (ATLANTIC GROUP)-TRAC SERVICES	Yes.BRSTRGR.7883019	J
0110	111	016220	016220	511100	0000	0304	5620	80.48				Accrual-PO-DAY & ZIMMERMAN (ATLANTIC GROUP)-TRAC SERVICES	Yes.BRSTRGR.7883570	J
0110	111	016220	016220	511100	0000	0304	5620	80.48				Accrual-PO-DAY & ZIMMERMAN (ATLANTIC GROUP)-TRAC SERVICES	Yes.BRSTRGR.7884352	J
0110	111	016910	016220	544100	0000	0304	5691	33.65				Accrual-PO-DAY & ZIMMERMAN (ATLANTIC GROUP)-TRAC SERVICES	Yes.DXAE.7885150	J
0110	111	016910	016220	545100	0000	0304	5691	33.65				Accrual-PO-DAY & ZIMMERMAN (ATLANTIC GROUP)-TRAC SERVICES	Yes.DXMP.7884288	J
0110	111	016910	016220	545100	0000	0304	5691	67.30				Accrual-PO-DAY & ZIMMERMAN (ATLANTIC GROUP)-TRAC SERVICES	Yes.DXMP.7884149	J
0110	111	016910	016220	542100	0000	0304	5691	40.24				Accrual-PO-DAY & ZIMMERMAN (ATLANTIC GROUP)-TRAC SERVICES	Yes.DXSTRGR.7883558	J
0110	111	016910	016220	542100	0000	0304	5691	643.84				Accrual-PO-DAY & ZIMMERMAN (ATLANTIC GROUP)-TRAC SERVICES	Yes.DXSTRGR.7899429	J
0110	111	016220	016220	502013	0000	0304	5620	846.24				Accrual-PO-DAY & ZIMMERMAN (ATLANTIC GROUP)-TRAC SERVICES	Yes.BRCRCROPS.7322092	J
0110	111	016300	016220	554100	0000	0304	5642	33.65				Accrual-PO-DAY & ZIMMERMAN (ATLANTIC GROUP)-TRAC SERVICES	Yes.BRCTMPE.7912577	J
0110	111	016300	016220	554100	0000	0304	5642	36.62				Accrual-PO-DAY & ZIMMERMAN (ATLANTIC GROUP)-TRAC SERVICES	Yes.BRCTMPE.7884314	J
0110	111	016220	016220	501090	0000	0304	5620	12,890.61				Accrual-PO-DAY & ZIMMERMAN (ATLANTIC GROUP)-TRAC SERVICES	Yes.BROPSFH.7794658	J
0110	111	016220	016220	512107	0000	0304	5620	45.34				Accrual-PO-DAY & ZIMMERMAN (ATLANTIC GROUP)-TRAC SERVICES	Yes.BRCRCBOT.7884528	J
0110	111	016220	016220	512107	0000	0304	5620	45.34				Accrual-PO-DAY & ZIMMERMAN (ATLANTIC GROUP)-TRAC SERVICES	Yes.BRCRCBOT.7884546	J
0110	111	016220	016220	512107	0000	0304	5620	40.24				Accrual-PO-DAY & ZIMMERMAN (ATLANTIC GROUP)-TRAC SERVICES	Yes.BRCRCBOT.7898369	J
0110	111	016220	016220	512107	0000	0304	5620	317.04				Accrual-PO-DAY & ZIMMERMAN (ATLANTIC GROUP)-TRAC SERVICES	Yes.BRCRCBOT.7738048	J
0110	111	016300	016220	552100	0000	0304	5642	18.31				Accrual-PO-DAY & ZIMMERMAN (ATLANTIC GROUP)-TRAC SERVICES	Yes.BRCTSG.7886995	J
0110	111	016300	016220	552100	0000	0304	5642	183.10				Accrual-PO-DAY & ZIMMERMAN (ATLANTIC GROUP)-TRAC SERVICES	Yes.BRCTSG.7913899	J
0110	111	016300	016220	553010	0000	0304	5638	183.10				Accrual-PO-DAY & ZIMMERMAN (ATLANTIC GROUP)-TRAC SERVICES	Yes.BRCTAUXBL.7886845	J
0110	111	016220	016220	512107	0000	0304	5620	45.34				Accrual-PO-DAY & ZIMMERMAN (ATLANTIC GROUP)-TRAC SERVICES	Yes.BRCRCGYP.7884554	J
0110	111	016220	016220	512107	0000	0304	5620	45.34				Accrual-PO-DAY & ZIMMERMAN (ATLANTIC GROUP)-TRAC SERVICES	Yes.BRCRCGYP.7884547	J
0110	111	016220	016220	512107	0000	0304	5620	45.34				Accrual-PO-DAY & ZIMMERMAN (ATLANTIC GROUP)-TRAC SERVICES	Yes.BRCRCFLY.7884511	J
0110	111	016220	016220	512107	0000	0304	5620	136.02				Accrual-PO-DAY & ZIMMERMAN (ATLANTIC GROUP)-TRAC SERVICES	Yes.BRCRCFLY.7884520	J
0110	111	016220	016220	512107	0000	0304	5620	40.24				Accrual-PO-DAY & ZIMMERMAN (ATLANTIC GROUP)-TRAC SERVICES	Yes.BRCRCFLY.7883524	J
0110	111	016220	016220	513100	0000	0304	5623	90.68				Accrual-PO-DAY & ZIMMERMAN (ATLANTIC GROUP)-TRAC SERVICES	Yes.BRCRCWAT.7883553	J
0110	111	016220	016220	513100	0000	0304	5623	45.34				Accrual-PO-DAY & ZIMMERMAN (ATLANTIC GROUP)-TRAC SERVICES	Yes.BRSRVWAT.7883556	J
0110	111	016220	016220	512005	0000	0304	5630	181.36				Accrual-PO-DAY & ZIMMERMAN (ATLANTIC GROUP)-TRAC SERVICES	Yes.BRFQDMPE.7885161	J
0110	111	016220	016220	512005	0000	0304	5630	33.65				Accrual-PO-DAY & ZIMMERMAN (ATLANTIC GROUP)-TRAC SERVICES	Yes.BRFQDMPE.7912644	J
0110	111	016220	016220	513100	0000	0304	5620	67.30				Accrual-PO-DAY & ZIMMERMAN (ATLANTIC GROUP)-TRAC SERVICES	Yes.BRAEEOH.7885137	J
0110	111	016220	016220	512005	0000	0304	5630	181.36				Accrual-PO-DAY & ZIMMERMAN (ATLANTIC GROUP)-TRAC SERVICES	Yes.BRFQDLPR.7907938	J
0110	111	016220	016220	512005	0000	0304	5630	367.26				Accrual-PO-DAY & ZIMMERMAN (ATLANTIC GROUP)-TRAC SERVICES	Yes.BRFQDLPR.7842120	J
0110	111	016220	016220	512005	0000	0304	5630	45.34				Accrual-PO-DAY & ZIMMERMAN (ATLANTIC GROUP)-TRAC SERVICES	Yes.BRFQDLPR.7883102	J
0110	111	016220	016220	512005	0000	0304	5630	90.68				Accrual-PO-DAY & ZIMMERMAN (ATLANTIC GROUP)-TRAC SERVICES	Yes.BRFQDLPR.7883115	J
0110	111	016220	016220	512005	0000	0304	5630	45.34				Accrual-PO-DAY & ZIMMERMAN (ATLANTIC GROUP)-TRAC SERVICES	Yes.BRFQDLPR.7883121	J
0110	111	016220	016220	512005	0000	0304	5630	120.72				Accrual-PO-DAY & ZIMMERMAN (ATLANTIC GROUP)-TRAC SERVICES	Yes.BRFQDLPR.7881492	J
0110	111	016300	016220	553010	0000	0304	5638	91.55				Accrual-PO-DAY & ZIMMERMAN (ATLANTIC GROUP)-TRAC SERVICES	Yes.BRCTCWS.7886903	J
0110	111	016300	016220	553010	0000	0304	5642	73.24				Accrual-PO-DAY & ZIMMERMAN (ATLANTIC GROUP)-TRAC SERVICES	Yes.BRCTFH.7874753	J
0110	111	016220	016220	512005	0000	0304	5630	158.52				Accrual-PO-DAY & ZIMMERMAN (ATLANTIC GROUP)-TRAC SERVICES	Yes.BRFQDWTA.7909063	J
0110	111	016300	016300	107001	0000	0301	5642	31,900.00				Accrual-PO 692467-EN ENGINEERING LLC-(LUMP SUM) ENGINEERING/PRO	Yes.157267.107001	J
0110	111	016520	016520	512100	0000	0304	5651	1,980.00				SUPERINTENDENT TIME TRACKING	Yes.GHBOILER.7710048	J
0110	111	016520	016520	511100	0000	0304	5657	990.00				SCAFFOLD INSTA U34 TURNSTILE7 DRIVE GATE	Yes.157267.107001	J
0110	111	016520	016520	512152	0000	0301	5651	3,170.00				U-1 03 MANUAL TRANSFER SWITCH SCAFFOLDING	Yes.GHSO3MNT.7911125	J

Attachment to Response to AG-KIUC-2 Question 22(h)

Case No. 2020-00350

\\geenergy\int\share\Group1\Forecast\123307A2\Energy Services\Reporting\2020 Reporting\07 July 2020\Power Generation\Sarah\0110-0110-0720 July 01 Accruals.xlsx JE Data

Database ORAOESPROD.OEBSPROD
 Data Access Set LGE ENERGY LLC
 Ledger LGE ENERGY LLC
 Chart Of Accounts Accounting Flexfield
 Currency USD

Category	* List - Text Accrual
Source	* List - Text Spreadsheet
Accounting Date	* List - Date 7/31/2020
Group ID	Number 1204E
Batch Name	Text PG-SML
Journal Name	Text J701-0110-0720
Journal Description	Text Power Generation Accrual
Reverse Journal	List - Text Yes
Reversal Period/Date	List - Text AUG-2020

Upl	Company	Product	Org	Exp Org	Account	IC	Exp Type	Loc	Debit	Credit	Stat Amount	Line Description	Line DFF (Project.Task)	Messages
				* List - Text					* Number	* Number	Number	Text	List - Text	
0110	111	016520	016520	512100	0000	0304	5654		100.00			4-184-2 AH EXP JT LEAK	Yes.GHBLRDFT.7912657	
0110	111	016520	016520	512100	0000	0304	5654		100.00			U-4 G HTR .EMERGENCY DRAIN PIPE LEAK	Yes.GHFDWTR.7913328	
0110	111	016520	016520	514100	0000	0304	5657		300.00			1H & 2H FIRE PROT LINE LEAK SCAFFOLDING	Yes.GHFIREPRO.7911055	
0110	111	016520	016520	514100	0000	0304	5652		300.00			2-3 MILL FIRE PROT LINE LEAK	Yes.GHFIREPRO.7891943	
0110	111	016520	016520	513100	0000	0304	5651		165.00			U-1 BATTERY RM.EXHAUST FAN SCAFFOLD	Yes.GHAEETH.7814641	
0110	111	016520	016520	512107	0000	0301	5657		4,752.00			CCR INSTALL 4" LINE SCAFFOLD	Yes.GHCRCRGP.7912649	
0110	111	016520	016520	512100	0000	0304	5654		300.00			U-4 G HTR.HIGH ALARM LINE LEAK	Yes.GHFDWTR.7914153	
0110	111	016520	016520	512100	0000	0304	5655		900.00			1K & 2K COVEYOR ROOF REPAIR	Yes.GHFUELHDL.7884797	
0110	111	016520	016520	511100	0000	0452	5657		10,300.00			FPG CONSUMABLES	Yes.GHSTRGRND.7710144	
0110	111	016520	016520	511100	0000	0301	5657		60,000.00			4-1 & 4-2 SO3 COATINGS DUE TO CORROSION	Yes.GHSTRGRND.7896398	
0110	111	016520	016520	513100	0000	0301	5651		21,220.00			ANNUAL CATHODIC PROTECTION SYSTEMS SURVEY	Yes.GHMISCP.7799258	
0110	111	016520	016520	108901	0000	0301	5657		137,689.00			DTLS - DEMO INSTALL MILESTONE-Removal of all DTLS conveyor (MH1110Z, MH111ZA, MH111ZB, MH113) accessories (r	Yes.161436.7782760	
0110	111	016520	016520	108901	0000	0301	5657		137,689.00			DTLS - DEMO INSTSALL MILESTONE - Removal of all DTLS conveyor chutes,skirt boxes.	Yes.161436.7782760	
0110	111	016520	016520	107001	0000	0301	5657		1,200.00			DTLS - FLY ASH SILO CLEANING DUE TO DTLS	Yes.161436.7879030	
0110	111	016520	016520	107001	0000	0301	5657		4,800.00			H1&2 CONVEYOR LED LIGHTING UPGRADE	Yes.156599.7852142	
0110	111	016520	016520	502013	0000	0301	5657		28,900.00			Tetra Tech - July Monthly Landfill Fee	Yes.GHCROPS.CCROPS	
0110	111	016520	016520	502011	0000	0699	5657			286,980.27		CertainTeed - July Gypsum Sales - ECR	Yes.GH-GYPSAL.GYP SALES ECR	
0110	111	016520	016520	502001	0000	0699	5657			36,666.67		CertainTeed - July Gypsum Sales - Non ECR	Yes.GHGYPSALE.GYPSUM SALES	
0110	111	016520	016520	502011	0000	0699	5657			43,104.22		CertainTeed - July Gypsum Sales - ECR - Premium	Yes.GH-GYPSAL.GYP SALES ECR	
0110	111	016520	016520	501253	0000	0699	5654			57,087.12		Boral Resources - July Ash Sales	Yes.GHASHSALE.SALES	
0110	111	016520	016520	506100	0000	0653	5657		19.55			INSIGHT DIRECT USA INC / On Hold / Inv#917091064	Yes.GHADMIN.ADMIN	
0110	112	016520	016520	513100	0000	0452	5653		71.80			GE STEAM POWER INC / On Hold / 99415499	Yes.GH3F20.7892633	
0110	111	016520	016520	108901	0000	0301	5657		7,295.60			INCORP INDUSTRIES LLC - Auxiliary Labor	Yes.156599.7852161	
0110	111	016520	016520	512017	0000	0301	5652		68.90			INCORP INDUSTRIES LLC - Auxiliary Labor	Yes.GHASHHDL.7891939	
0110	111	016520	016520	512101	0000	0301	5657		68.90			INCORP INDUSTRIES LLC - Auxiliary Labor	Yes.GHSCR.7898175	
0110	111	016520	016520	512101	0000	0301	5651		1,102.40			INCORP INDUSTRIES LLC - Auxiliary Labor	Yes.GHSCR.7909066	
0110	111	016520	016520	511100	0000	0301	5657		1,102.40			INCORP INDUSTRIES LLC - Auxiliary Labor	Yes.GHSTRGRND.7746143	
0110	111	016520	016520	511100	0000	0301	5657		413.40			INCORP INDUSTRIES LLC - Auxiliary Labor	Yes.GHSTRGRND.7908473	
0110	111	016520	016520	512017	0000	0304	5652		33.74			INCORP INDUSTRIES LLC - Supplemental Labor	Yes.GHASHHDL.7891939	
0110	111	016520	016520	512100	0000	0304	5651		2,153.00			INCORP INDUSTRIES LLC - Supplemental Labor	Yes.GHBOILER.7710048	
0110	111	016520	016520	512101	0000	0304	5657		33.74			INCORP INDUSTRIES LLC - Supplemental Labor	Yes.GHSCR.7898175	
0110	111	016520	016520	512101	0000	0304	5651		539.84			INCORP INDUSTRIES LLC - Supplemental Labor	Yes.GHSCR.7909066	
0110	111	016520	016520	511100	0000	0304	5657		539.84			INCORP INDUSTRIES LLC - Supplemental Labor	Yes.GHSTRGRND.7746143	
0110	111	016520	016520	511100	0000	0304	5657		202.44			INCORP INDUSTRIES LLC - Supplemental Labor	Yes.GHSTRGRND.7908473	
0110	111	018834	016520	163012	0000	0301	5657		1,159.20			THE ATLANTIC GROUP INC - Auxiliary Labor	Yes.146660KU.7387074	
0110	111	016520	016520	107001	0000	0301	5651		2,405.60			THE ATLANTIC GROUP INC - Auxiliary Labor	Yes.158956.7592183	
0110	111	016520	016520	108901	0000	0301	5657		5,651.10			THE ATLANTIC GROUP INC - Auxiliary Labor	Yes.161436.7755856	
0110	111	016520	016520	512100	0000	0301	5654		2,118.15			THE ATLANTIC GROUP INC - Auxiliary Labor	Yes.GHBOILER.7914131	
0110	111	016520	016520	514100	0000	0301	5657		1,392.96			THE ATLANTIC GROUP INC - Auxiliary Labor	Yes.GHFIREPRO.7789519	
0110	111	016520	016520	512101	0000	0301	5651		5,821.37			THE ATLANTIC GROUP INC - Auxiliary Labor	Yes.GHSCR.7772538	
0110	111	016520	016520	511100	0000	0301	5657		182.16			THE ATLANTIC GROUP INC - Auxiliary Labor	Yes.GHSTRGRND.7871009	
0110	111	016520	016520	107001	0000	0304	5657		4,830.32			THE ATLANTIC GROUP INC - Supplemental Labor	Yes.140170.7908514	
0110	111	018834	016520	163012	0000	0304	5657		2,157.44			THE ATLANTIC GROUP INC - Supplemental Labor	Yes.146660KU.7387074	
0110	112	016520	016520	513100	0000	0304	5654		740.56			THE ATLANTIC GROUP INC - Supplemental Labor	Yes.GH4TOF20.7899437	
0110	111	016520	016520	512017	0000	0304	5654		20.18			THE ATLANTIC GROUP INC - Supplemental Labor	Yes.GHASHHDL.7879926	
0110	111	016520	016520	512017	0000	0304	5652		40.36			THE ATLANTIC GROUP INC - Supplemental Labor	Yes.GHASHHDL.7881512	
0110	111	016520	016520	512017	0000	0304	5652		40.36			THE ATLANTIC GROUP INC - Supplemental Labor	Yes.GHASHHDL.7881782	
0110	111	016520	016520	512017	0000	0304	5651		40.36			THE ATLANTIC GROUP INC - Supplemental Labor	Yes.GHASHHDL.7885910	
0110	111	016520	016520	512017	0000	0304	5653		20.18			THE ATLANTIC GROUP INC - Supplemental Labor	Yes.GHASHHDL.7905776	
0110	111	016520	016520	512017	0000	0304	5654		20.18			THE ATLANTIC GROUP INC - Supplemental Labor	Yes.GHASHHDL.7912551	
0110	111	016520	016520	512017	0000	0304	5653		266.56			THE ATLANTIC GROUP INC - Supplemental Labor	Yes.GHASHHDL.7912551	

Database ORAOBSPROD.OEBSPROD
 Data Access Set LGE ENERGY LLC
 Ledger LGE ENERGY LLC
 Chart Of Accounts Accounting Flexfield
 Currency USD

Category * List - Text Accrual
 Source * List - Text Spreadsheet
 Accounting Date * List - Date 7/31/2020
 Group ID Number 12046
 Batch Name Text PG-SML
 Journal Name Text J701-0110-0720
 Journal Description Text Power Generation Accrual
 Reverse Journal List - Text Yes
 Reversal Period/Date List - Text AUG-2020

Upl	Company	Product	Org	Exp Org	Account	IC	Exp Type	Loc	Debit	Credit	Stat Amount	Line Description	Line DFF (Project.Task)	Messages
				* List - Text					* Number	* Number	Number	Text	List - Text	
0110	111	016520	016520	512017	0000	0304	5653	266.56				THE ATLANTIC GROUP INC - Supplemental Labor	Yes.GHASHDDL.7913303	
0110	111	016520	016520	512017	0000	0304	5654	367.82				THE ATLANTIC GROUP INC - Supplemental Labor	Yes.GHASHDDL.7916427	
0110	111	016520	016520	512100	0000	0304	5654	5,071.06				THE ATLANTIC GROUP INC - Supplemental Labor	Yes.GHBOILER.7914131	
0110	111	016520	016520	512107	0000	0304	5657	15,773.88				THE ATLANTIC GROUP INC - Supplemental Labor	Yes.GHCCRASH.7310396	
0110	111	016520	016520	512107	0000	0304	5657	538.96				THE ATLANTIC GROUP INC - Supplemental Labor	Yes.GHCCRASH.7875587	
0110	111	016520	016520	512107	0000	0304	5657	1,111.69				THE ATLANTIC GROUP INC - Supplemental Labor	Yes.GHCCRASH.7880179	
0110	111	016520	016520	512107	0000	0304	5657	398.72				THE ATLANTIC GROUP INC - Supplemental Labor	Yes.GHCCRASH.7883573	
0110	111	016520	016520	512107	0000	0304	5657	505.86				THE ATLANTIC GROUP INC - Supplemental Labor	Yes.GHCCRASH.7908507	
0110	111	016520	016520	512107	0000	0304	5657	7,048.31				THE ATLANTIC GROUP INC - Supplemental Labor	Yes.GHCCRASH.7908540	
0110	111	016520	016520	512107	0000	0304	5657	606.50				THE ATLANTIC GROUP INC - Supplemental Labor	Yes.GHCCRGYP.7886455	
0110	111	016520	016520	512107	0000	0304	5657	509.07				THE ATLANTIC GROUP INC - Supplemental Labor	Yes.GHCCRMNTC.7879844	
0110	111	016520	016520	513100	0000	0304	5651	501.60				THE ATLANTIC GROUP INC - Supplemental Labor	Yes.GHCIRCWTR.7871097	
0110	111	016520	016520	512100	0000	0304	5654	20.18				THE ATLANTIC GROUP INC - Supplemental Labor	Yes.GHCOND.7879934	
0110	111	016520	016520	512100	0000	0304	5652	322.88				THE ATLANTIC GROUP INC - Supplemental Labor	Yes.GHFDWTR.7871331	
0110	111	016520	016520	512100	0000	0304	5654	176.88				THE ATLANTIC GROUP INC - Supplemental Labor	Yes.GHFDWTR.7912699	
0110	111	016520	016520	512100	0000	0304	5654	929.54				THE ATLANTIC GROUP INC - Supplemental Labor	Yes.GHFDWTR.7912713	
0110	111	016520	016520	514100	0000	0304	5657	2,251.76				THE ATLANTIC GROUP INC - Supplemental Labor	Yes.GHFIREPRO.7789519	
0110	111	016520	016520	512100	0000	0304	5657	1,480.24				THE ATLANTIC GROUP INC - Supplemental Labor	Yes.GHFUELHDL.7870322	
0110	111	016520	016520	512100	0000	0304	5657	1,389.96				THE ATLANTIC GROUP INC - Supplemental Labor	Yes.GHFUELHDL.7880794	
0110	111	016520	016520	512100	0000	0304	5656	121.08				THE ATLANTIC GROUP INC - Supplemental Labor	Yes.GHFUELHDL.7885954	
0110	111	016520	016520	512100	0000	0304	5656	121.08				THE ATLANTIC GROUP INC - Supplemental Labor	Yes.GHFUELHDL.7885967	
0110	111	016520	016520	512100	0000	0304	5657	95.52				THE ATLANTIC GROUP INC - Supplemental Labor	Yes.GHFUELHDL.7886074	
0110	111	016520	016520	512100	0000	0304	5656	80.72				THE ATLANTIC GROUP INC - Supplemental Labor	Yes.GHFUELHDL.7886109	
0110	111	016520	016520	512100	0000	0304	5657	189.93				THE ATLANTIC GROUP INC - Supplemental Labor	Yes.GHFUELHDL.7887195	
0110	111	016520	016520	512100	0000	0304	5657	337.12				THE ATLANTIC GROUP INC - Supplemental Labor	Yes.GHFUELHDL.7890618	
0110	111	016520	016520	512100	0000	0304	5657	43.92				THE ATLANTIC GROUP INC - Supplemental Labor	Yes.GHFUELHDL.7891220	
0110	111	016520	016520	512100	0000	0304	5657	269.52				THE ATLANTIC GROUP INC - Supplemental Labor	Yes.GHFUELHDL.7891223	
0110	111	016520	016520	512100	0000	0304	5657	202.14				THE ATLANTIC GROUP INC - Supplemental Labor	Yes.GHFUELHDL.7891438	
0110	111	016520	016520	512100	0000	0304	5657	287.10				THE ATLANTIC GROUP INC - Supplemental Labor	Yes.GHFUELHDL.7905666	
0110	111	016520	016520	512100	0000	0304	5657	2,149.00				THE ATLANTIC GROUP INC - Supplemental Labor	Yes.GHFUELHDL.7906841	
0110	111	016520	016520	512100	0000	0304	5657	67.38				THE ATLANTIC GROUP INC - Supplemental Labor	Yes.GHFUELHDL.7909062	
0110	111	016520	016520	512100	0000	0304	5657	674.24				THE ATLANTIC GROUP INC - Supplemental Labor	Yes.GHFUELHDL.7911121	
0110	111	016520	016520	512100	0000	0304	5657	826.54				THE ATLANTIC GROUP INC - Supplemental Labor	Yes.GHFUELHDL.7912518	
0110	111	016520	016520	512100	0000	0304	5656	134.76				THE ATLANTIC GROUP INC - Supplemental Labor	Yes.GHFUELHDL.7913308	
0110	111	016520	016520	512100	0000	0304	5651	674.24				THE ATLANTIC GROUP INC - Supplemental Labor	Yes.GHFUELHDL.7913457	
0110	111	016520	016520	512100	0000	0304	5657	95.52				THE ATLANTIC GROUP INC - Supplemental Labor	Yes.GHFUELHDL.7914167	
0110	111	016520	016520	512100	0000	0304	5657	95.52				THE ATLANTIC GROUP INC - Supplemental Labor	Yes.GHFUELHDL.7914168	
0110	111	016520	016520	501090	0000	0304	5657	16,923.12				THE ATLANTIC GROUP INC - Supplemental Labor	Yes.GHFUELOPS.6812084	
0110	111	016520	016520	512005	0000	0304	5657	2,023.95				THE ATLANTIC GROUP INC - Supplemental Labor	Yes.GHLSHDL.7674474	
0110	111	016520	016520	512005	0000	0304	5657	391.84				THE ATLANTIC GROUP INC - Supplemental Labor	Yes.GHLSHDL.7799498	
0110	111	016520	016520	512005	0000	0304	5657	943.32				THE ATLANTIC GROUP INC - Supplemental Labor	Yes.GHLSHDL.7828389	
0110	111	016520	016520	512005	0000	0304	5657	340.08				THE ATLANTIC GROUP INC - Supplemental Labor	Yes.GHLSHDL.7882617	
0110	111	016520	016520	512005	0000	0304	5657	95.52				THE ATLANTIC GROUP INC - Supplemental Labor	Yes.GHLSHDL.7892065	
0110	111	016520	016520	511100	0000	0304	5657	1,429.44				THE ATLANTIC GROUP INC - Supplemental Labor	Yes.GHMISCLPT.7807909	
0110	111	016520	016520	513100	0000	0304	5657	121.08				THE ATLANTIC GROUP INC - Supplemental Labor	Yes.GHMISCLPT.7879929	
0110	111	016520	016520	514100	0000	0304	5657	80.72				THE ATLANTIC GROUP INC - Supplemental Labor	Yes.GHMISCLPT.7881787	
0110	111	016520	016520	514100	0000	0304	5657	80.76				THE ATLANTIC GROUP INC - Supplemental Labor	Yes.GHMISCLPT.7891332	
0110	111	016520	016520	514100	0000	0304	5657	95.52				THE ATLANTIC GROUP INC - Supplemental Labor	Yes.GHMISCLPT.7892061	
0110	111	016520	016520	511100	0000	0304	5657	496.58				THE ATLANTIC GROUP INC - Supplemental Labor	Yes.GHMISCLPT.7896875	
0110	111	016520	016520	514100	0000	0304	5657	413.55				THE ATLANTIC GROUP INC - Supplemental Labor	Yes.GHMISCLPT.7914668	
0110	111	016520	016520	511100	0000	0304	5657	425.28				THE ATLANTIC GROUP INC - Supplemental Labor	Yes.GHMISCLPT.7916408	

Database ORAOBSPROD.OEBSPROD
 Data Access Set LGE ENERGY LLC
 Ledger LGE ENERGY LLC
 Chart Of Accounts Accounting Flexfield
 Currency USD

Category	* List - Text Accrual
Source	* List - Text Spreadsheet
Accounting Date	* List - Date 7/31/2020
Group ID	Number 12046
Batch Name	Text PG-SML
Journal Name	Text J701-0110-0720
Journal Description	Text Power Generation Accrual
Reverse Journal	List - Text Yes
Reversal Period/Date	List - Text AUG-2020

Upl	Company	Product	Org	Exp Org	Account	IC	Exp Type	Loc	Debit	Credit	Stat Amount	Line Description	Line DFF (Project.Task)	Messages
				* List - Text					* Number	* Number	Number	Text	List - Text	
0110	111	016520	016520	512100	0000	0304	5652	5,721.68				THE ATLANTIC GROUP INC - Supplemental Labor	Yes.GHPULCOAL.7852175	
0110	111	016520	016520	512100	0000	0304	5652	80.72				THE ATLANTIC GROUP INC - Supplemental Labor	Yes.GHPULCOAL.7885048	
0110	111	016520	016520	512100	0000	0304	5651	40.36				THE ATLANTIC GROUP INC - Supplemental Labor	Yes.GHPULCOAL.7885050	
0110	111	016520	016520	512100	0000	0304	5651	80.72				THE ATLANTIC GROUP INC - Supplemental Labor	Yes.GHPULCOAL.7885134	
0110	111	016520	016520	512100	0000	0304	5654	80.72				THE ATLANTIC GROUP INC - Supplemental Labor	Yes.GHPULCOAL.7885145	
0110	111	016520	016520	512100	0000	0304	5651	887.86				THE ATLANTIC GROUP INC - Supplemental Labor	Yes.GHPULCOAL.7892626	
0110	111	016520	016520	512100	0000	0304	5653	80.72				THE ATLANTIC GROUP INC - Supplemental Labor	Yes.GHPULCOAL.7894155	
0110	111	016520	016520	512100	0000	0304	5652	4,080.68				THE ATLANTIC GROUP INC - Supplemental Labor	Yes.GHPULCOAL.7899433	
0110	111	016520	016520	512100	0000	0304	5654	4,758.48				THE ATLANTIC GROUP INC - Supplemental Labor	Yes.GHPULCOAL.7899435	
0110	111	016520	016520	512100	0000	0304	5653	718.14				THE ATLANTIC GROUP INC - Supplemental Labor	Yes.GHPULCOAL.7907665	
0110	111	016520	016520	512100	0000	0304	5653	818.00				THE ATLANTIC GROUP INC - Supplemental Labor	Yes.GHPULCOAL.7911063	
0110	111	016520	016520	512100	0000	0304	5654	1,039.98				THE ATLANTIC GROUP INC - Supplemental Labor	Yes.GHPULCOAL.7913331	
0110	111	016520	016520	512100	0000	0304	5657	465.96				THE ATLANTIC GROUP INC - Supplemental Labor	Yes.GHPWSMNTC.7847673	
0110	111	016520	016520	512100	0000	0304	5657	323.04				THE ATLANTIC GROUP INC - Supplemental Labor	Yes.GHPWSMNTC.7909938	
0110	111	016520	016520	502100	0000	0304	5657	7,489.52				THE ATLANTIC GROUP INC - Supplemental Labor	Yes.GHPWSOPS.7814534	
0110	111	016520	016520	512101	0000	0304	5651	10,378.48				THE ATLANTIC GROUP INC - Supplemental Labor	Yes.GHSCR.7772538	
0110	111	016520	016520	512100	0000	0304	5654	133.20				THE ATLANTIC GROUP INC - Supplemental Labor	Yes.GHSOOTBLR.7582364	
0110	111	016520	016520	512100	0000	0304	5652	73.28				THE ATLANTIC GROUP INC - Supplemental Labor	Yes.GHSOOTBLR.7862776	
0110	111	016520	016520	512100	0000	0304	5654	5,183.92				THE ATLANTIC GROUP INC - Supplemental Labor	Yes.GHSOOTBLR.7867053	
0110	111	016520	016520	512100	0000	0304	5654	1,524.96				THE ATLANTIC GROUP INC - Supplemental Labor	Yes.GHSOOTBLR.7875222	
0110	111	016520	016520	512100	0000	0304	5651	133.20				THE ATLANTIC GROUP INC - Supplemental Labor	Yes.GHSOOTBLR.7875505	
0110	111	016520	016520	512100	0000	0304	5653	174.54				THE ATLANTIC GROUP INC - Supplemental Labor	Yes.GHSOOTBLR.7875523	
0110	111	016520	016520	512100	0000	0304	5652	174.54				THE ATLANTIC GROUP INC - Supplemental Labor	Yes.GHSOOTBLR.7882647	
0110	111	016520	016520	512100	0000	0304	5651	349.08				THE ATLANTIC GROUP INC - Supplemental Labor	Yes.GHSOOTBLR.7883458	
0110	111	016520	016520	512100	0000	0304	5653	353.18				THE ATLANTIC GROUP INC - Supplemental Labor	Yes.GHSOOTBLR.7883522	
0110	111	016520	016520	512100	0000	0304	5653	161.26				THE ATLANTIC GROUP INC - Supplemental Labor	Yes.GHSOOTBLR.7912588	
0110	111	016520	016520	512100	0000	0304	5652	353.12				THE ATLANTIC GROUP INC - Supplemental Labor	Yes.GHSOOTBLR.7912633	
0110	111	016520	016520	512100	0000	0304	5652	857.64				THE ATLANTIC GROUP INC - Supplemental Labor	Yes.GHSOOTBLR.7914917	
0110	111	016520	016520	512100	0000	0304	5654	467.72				THE ATLANTIC GROUP INC - Supplemental Labor	Yes.GHSOOTBLR.7916447	
0110	111	016520	016520	512100	0000	0304	5654	133.28				THE ATLANTIC GROUP INC - Supplemental Labor	Yes.GHSOOTBLR.7916448	
0110	111	016520	016520	511100	0000	0304	5657	206.48				THE ATLANTIC GROUP INC - Supplemental Labor	Yes.GHSTRGRND.7381791	
0110	111	016520	016520	511100	0000	0304	5657	3,654.72				THE ATLANTIC GROUP INC - Supplemental Labor	Yes.GHSTRGRND.7426173	
0110	111	016520	016520	511100	0000	0304	5657	2,947.20				THE ATLANTIC GROUP INC - Supplemental Labor	Yes.GHSTRGRND.7426176	
0110	111	016520	016520	511100	0000	0304	5657	8,870.28				THE ATLANTIC GROUP INC - Supplemental Labor	Yes.GHSTRGRND.7426180	
0110	111	016520	016520	511100	0000	0304	5651	1,524.00				THE ATLANTIC GROUP INC - Supplemental Labor	Yes.GHSTRGRND.7804792	
0110	111	016520	016520	511100	0000	0304	5657	268.20				THE ATLANTIC GROUP INC - Supplemental Labor	Yes.GHSTRGRND.7871009	
0110	111	016520	016520	511100	0000	0304	5657	106.36				THE ATLANTIC GROUP INC - Supplemental Labor	Yes.GHSTRGRND.7883370	
0110	111	016520	016520	513100	0000	0304	5653	242.16				THE ATLANTIC GROUP INC - Supplemental Labor	Yes.GHTURBGEN.7868116	
0110	111	016520	016520	513100	0000	0304	5654	40.36				THE ATLANTIC GROUP INC - Supplemental Labor	Yes.GHTURBGEN.7879056	
0110	111	016520	016520	513100	0000	0304	5654	40.36				THE ATLANTIC GROUP INC - Supplemental Labor	Yes.GHTURBGEN.7879057	
0110	111	016520	016520	513100	0000	0304	5654	40.36				THE ATLANTIC GROUP INC - Supplemental Labor	Yes.GHTURBGEN.7881642	
0110	111	016520	016520	513100	0000	0304	5652	40.36				THE ATLANTIC GROUP INC - Supplemental Labor	Yes.GHTURBGEN.7883255	
0110	111	016520	016520	513100	0000	0304	5654	40.36				THE ATLANTIC GROUP INC - Supplemental Labor	Yes.GHTURBGEN.7885911	
0110	111	016520	016520	513100	0000	0304	5654	40.36				THE ATLANTIC GROUP INC - Supplemental Labor	Yes.GHTURBGEN.7893790	
0110	111	016520	016520	513100	0000	0304	5656	515.24				THE ATLANTIC GROUP INC - Supplemental Labor	Yes.GHTWTRS.7909434	
0110	111	016520	016520	512100	0000	0304	5656	40.36				THE ATLANTIC GROUP INC - Supplemental Labor	Yes.GHWTRTRM.7879933	
0110	111	016520	016520	506159	0000	0304	5653	2,050.68				FACILITIES PERFORMANCE GROUP LLC - Supplemental Labor	Yes.GHSO3OPS.7676212	
0110	111	016520	016520	506159	0000	0304	5654	2,054.63				FACILITIES PERFORMANCE GROUP LLC - Supplemental Labor	Yes.GHSO3OPS.7676235	
0110	111	016520	016520	506159	0000	0304	5652	2,050.68				FACILITIES PERFORMANCE GROUP LLC - Supplemental Labor	Yes.GHSO3OPS.7676236	
0110	111	016520	016520	506159	0000	0304	5651	2,050.68				FACILITIES PERFORMANCE GROUP LLC - Supplemental Labor	Yes.GHSO3OPS.7676237	
0110	111	016520	016520	511100	0000	0304	5657	5,057.25				FACILITIES PERFORMANCE GROUP LLC - Supplemental Labor	Yes.GHSTRGRND.7674730	

Case No. 2020-00350

Attachment to Response to AG-KIUC-2 Question 22(h)

Page 122 of 166

Garrett

Database: ORAOBSPROD.OEBSPROD
 Data Access Set: LGE ENERGY LLC
 Ledger: LGE ENERGY LLC
 Chart Of Accounts: Accounting Flexfield
 Currency: USD

Category	* List - Text Accrual
Source	* List - Text Spreadsheet
Accounting Date	* List - Date 7/31/2020
Group ID	Number 12046
Batch Name	Text PG-SML
Journal Name	Text J701-0110-0720
Journal Description	Text Power Generation Accrual
Reverse Journal	List - Text Yes
Reversal Period/Date	List - Text AUG-2020

Upl	Company	Product	Org	Exp Org	Account	IC	Exp Type	Loc	Debit	Credit	Stat Amount	Line Description	Line DFF (Project.Task)	Messages
					* List - Text				* Number	* Number	Number	Text	List - Text	
	0110	111	016520	016520	511100	0000	0304	5657	3,084.28			FACILITIES PERFORMANCE GROUP LLC - Supplemental Labor	Yes.GHSTRGRND.7710027	
	0110	111	016520	016520	511100	0000	0304	5651	4,722.06			FACILITIES PERFORMANCE GROUP LLC - Supplemental Labor	Yes.GHSTRGRND.7841646	
	0110	111	016520	016520	511100	0000	0304	5657	2,156.14			FACILITIES PERFORMANCE GROUP LLC - Supplemental Labor	Yes.GHSTRGRND.7841648	
	0110	111	016520	016520	511100	0000	0304	5657	4,839.91			FACILITIES PERFORMANCE GROUP LLC - Supplemental Labor	Yes.GHSTRGRND.7841649	
	0110	111	016710	002130	186074	0100	0375	0172	69,814.63			CR7 LTPC Variable Fee CT1 Service (KU) Siemens - Q3	Yes.CR7LTPCKU.LTPC186	
	0110	111	016710	002130	186074	0100	0475	0172	170,925.47			CR7 LTPC Variable Fee CT1 Matl (KU) Siemens - Q3	Yes.CR7LTPCKU.LTPC186	
	0110	111	016710	002130	186074	0100	0375	0172	69,814.63			CR7 LTPC Variable Fee CT2 Service (KU) Siemens - Q3	Yes.CR7LTPCKU.LTPC186	
	0110	111	016710	002130	186074	0100	0475	0172	170,925.47			CR7 LTPC Variable Fee CT2 Matl (KU) Siemens - Q3	Yes.CR7LTPCKU.LTPC186	
	0110	105	015590	015590	232031	0000	0699	0000		401,828.08		Power Generation Monthly Accrual	Yes.112958.232031	
	0110	105	015590	015590	232032	0000	0699	0000		288,324.70		Power Generation Monthly Accrual	Yes.112958.232032	
	0110	105	015590	015590	232033	0000	0699	0000		-		Power Generation Monthly Accrual	Yes.112958.232033	
	0110	111	015590	006250	232001	0100	0699	0000		571,466.29		Power Generation Monthly Accrual-Beneficial ReUse	Yes.112958.PPD	
	0110	111	015590	015590	232001	0000	0699	0000		619,500.86		Power Generation Inventory	Yes.112958.PPD	
	0110	111	015590	015590	143012	0000	0699	0000	423,838.28			Power Generation Monthly Accrual-Beneficial ReUse	Yes.112958.143012	
	0110	111	015590	015590	143012	0000	0699	0000				Power Generation Inventory	Yes.112958.143012	
Totals:									2,304,958.21	2,304,958.21				

Description: Power Generation Accrual

Prepared by: S Farrell

Approved by: Stacy Ritchey

Posted by: S Laster

Upload/Concurrent ID: 53546055

Posted/Concurrent ID: 53546132

Reverse Concurrent ID: 53582661

Reversal Posted/Concurrent ID: 53582664 08/07/2020

Database ORAOESPROD.OESBSPROD
Data Access Set LGE ENERGY LLC
Ledger LGE ENERGY LLC
Chart Of Accounts Accounting Flexfield
Currency USD

Category	* List - Text	Accrual
Source	* List - Text	Spreadsheet
Accounting Date	* List - Date	8/31/2020
Group ID	Number	23090
Batch Name	Text	PG-SRF
Journal Name	Text	J701-0110-0820
Journal Description	Text	Power Generation Accrual
Reverse Journal	List - Text	Yes
Reversal Period/Date	List - Text	SEP-2020

Upl	Company	Product	Org	Exp Org	Account	IC	Exp Type	Loc	Debit	Credit	Stat Amount	Line Description	Line DFF (Project.Task)	Messages
					* List - Text				* Number	* Number	Number	Text	List - Text	
	0110	111	016220	016300	186075	0000	0375	5636	56,704.24			BRCT LTSA Fixed/EOH Fee for CT6 Service (KU) GE International - 2020 Q3	Yes.156327KU.BRCT6	
	0110	111	016220	016300	186075	0000	0375	5637	180,676.37			BRCT LTSA Fixed/EOH Fee for CT7 Service (KU) GE International - 2020 Q3	Yes.156327KU.BRCT7	
	0100	111	002040	016300	186075	0110	0375	0460	34,754.22			BRCT LTSA Fixed/EOH Fee for CT6 Service (LGE) GE International - 2020 Q3	Yes.156327LGE.BRCT6	
	0100	111	002040	016300	186075	0110	0375	0461	110,737.19			BRCT LTSA Fixed/EOH Fee for CT7 Service (LGE) GE International - 2020 Q3	Yes.156327LGE.BRCT7	
	0110	111	016220	016220	512005	0000	0301	5630	5,500.00			Accrual-PO 697858-MPW INDUSTRIAL SERVICES INC-CLEAN OUT 0-1 & 0-2	Yes.BRFGLDMS.7878974	
	0110	111	016220	016220	512005	0000	0301	5630	400.00			Accrual-PO -ABELL ELEVATOR INTL-FGD ELEVATOR REPAIR	Yes.BRFGLDMP.5630	
	0110	111	016220	016220	514100	0000	0301	5620	1,500.00			Accrual-PO 688395-JOHNSON CONTROLS FIRE PROTECTION LP-SHED FIRE	Yes.BRMISCEQ.7777549	
	0110	111	016220	016220	514100	0000	0301	5620	1,250.00			Accrual-PO 698905-EQUIPMENT DEPOT OHIO INC-REPAIR THE RIGHT TILT	Yes.BRMISCEQ.7932743	
	0110	111	016220	016220	512100	0000	0301	5623	2,000.00			Accrual-PO -INCCORP -SCAFFOLDING	Yes.BRPULV.5623	
	0110	111	016220	016220	511100	0000	0301	5620	5,850.00			Accrual-PO 696638-BAIN LAWN & LANDSCAPING-REMOVE TREES ON LATE	Yes.BRSTRGR.7898141	
	0110	111	016220	016220	511100	0000	0301	5620	3,500.00			Accrual-PO 698215-CSS MECHANICAL-LABOR & MATERIAL TO REPLACE C	Yes.BRSTRGR.7925615	
	0110	111	016300	016300	553010	0000	0301	5642	18,400.00			Accrual-PO 696479-BURNS AND MCDONNELL-EW BROWN GAS PIPELINE P	Yes.BRCTFH.7905646	
	0110	111	016910	016910	542100	0000	0301	5691	1,500.00			Accrual-PO 698173-IRVING MATERIALS INC-CONCRETE FOR SPILL GATES	Yes.DXSTRGR.7914149	
	0110	111	016220	016220	107001	0000	0301	5623	52,128.00			Accrual-PO -ETSI-QAQC for PJFF Bag Repl	Yes.135102.107001	
	0110	111	016220	016220	107001	0000	0301	5623	206,000.00			Accrual-PO 686017-KSB INC-INSPECTION & REPAIR OF LUVAC PUMP	Yes.158723.107001	
	0110	111	016220	016220	107001	0000	0301	5630	147,028.68			Accrual-PO 697561-MECHANICAL CONSTRUCTION SERVICES INC-LABOR S	Yes.159633.107001	
	0110	111	016220	016220	107001	0000	0452	5630	10,055.82			Accrual-PO 697561-MECHANICAL CONSTRUCTION SERVICES INC-MATERI	Yes.159633.107001	
	0110	111	016300	016300	107001	0000	0301	5642	31,904.40			Accrual-PO 692467-EN ENGINEERING LLC-(LUMP SUM) ENGINEERING/PRO	Yes.157267.107001	
	0110	111	016220	016220	107001	0000	0301	5623	35,550.00			Accrual-PO 696964-MECHANICAL CONSTRUCTION SERVICES INC-MOBILIZ	Yes.157379.107001	
	0110	111	016300	016300	549100	0000	0301	5636	900.00			Accrual-PO 635044-Airgas-Mid America-CT6 Nitrogen Tube Trailer Rental	Yes.BRCTMEXP.CTGAS	
	0110	111	016300	016300	549100	0000	0301	5637	900.00			Accrual-PO 635044-Airgas-Mid America-CT7 Nitrogen Tube Trailer Rental	Yes.BRCTMEXP.CTGAS	
	0110	111	016220	016220	505100	0000	0301	5620	950.00			Accrual-PO 543337-Airgas-Mid America-BR Steam Hydrogen Tube Trailer Rental	Yes.BRHYDCRBN.5620	
	0110	111	016220	016220	502002	0000	0413	5620	13,000.00			Accrual-PO 620784-NALCO-BR Water Treatment Chemicals	Yes.BRWTCHEM.5620	
	0110	111	016220	016220	502002	0000	0413	5620	3,000.00			Accrual-PO 580526-Brenntag MidSouth-BR Water Treatment Chemicals	Yes.BRWTCHEM.5620	
	0110	111	016220	016220	511100	0000	0303	5620	7,000.00			Accrual-PO -Day & Zimmerman-Cleaning Supplies	Yes.BRSTRGR.5620	
	0110	111	016220	016220	502013	0000	0304	5620	61,000.00			Accrual-PO -SAILA-Landfill Operation	Yes.BRLANDFIL.502013	
	0110	111	016380	016220	554100	0000	0301	6001	3,750.00			Accrual-PO 639730-BAIN'S LAWN & LANDSCAPING LLC-Simpsonville Solar Sh	Yes.SLRSHRMT.C.MOWING	
	0110	111	016220	016020	514100	0000	0301	5605	3,785.00			Accrual-PO 639730-BAIN'S LAWN & LANDSCAPING LLC-Tyrene Mowing	Yes.TYMISCEXP.MOWING	
	0110	111	016220	016220	506100	0000	0301	5620	13,034.00			Accrual-PO 639730-BAIN'S LAWN & LANDSCAPING LLC-Brown Steam Mowing	Yes.BRMISCEXP.MOWING	
	0110	111	016300	016300	549100	0000	0301	5642	2,502.75			Accrual-PO 639730-BAIN'S LAWN & LANDSCAPING LLC-Combustion Turbine	Yes.BRCTMEXP.MOWING	
	0110	111	016910	016220	539100	0000	0301	5691	1,668.57			Accrual-PO 639730-BAIN'S LAWN & LANDSCAPING LLC-Dix Dam Mowing	Yes.DXMISCEXP.MOWING	
	0110	111	016390	016220	554100	0000	0301	5648	2,082.00			Accrual-PO 639730-BAIN'S LAWN & LANDSCAPING LLC-Brown Solar Mowing	Yes.BRSLRMT.C.MOWING	
	0110	111	016220	016220	512017	0000	0304	5620	269.20			Accrual-PO-DAY & ZIMMERMAN (ATLANTIC GROUP)-TRAC SERVICES	Yes.BRASHHAND.7913067	
	0110	111	016220	016220	512017	0000	0304	5620	269.20			Accrual-PO-DAY & ZIMMERMAN (ATLANTIC GROUP)-TRAC SERVICES	Yes.BRASHHAND.7913715	
	0110	111	016220	016220	512017	0000	0304	5620	269.20			Accrual-PO-DAY & ZIMMERMAN (ATLANTIC GROUP)-TRAC SERVICES	Yes.BRASHHAND.7914653	
	0110	111	016220	016220	512017	0000	0304	5620	269.20			Accrual-PO-DAY & ZIMMERMAN (ATLANTIC GROUP)-TRAC SERVICES	Yes.BRASHHAND.7915945	
	0110	111	016220	016220	512005	0000	0304	5630	45.34			Accrual-PO-DAY & ZIMMERMAN (ATLANTIC GROUP)-TRAC SERVICES	Yes.BRFGLDHD.7912061	
	0110	111	016220	016220	512005	0000	0304	5630	88.71			Accrual-PO-DAY & ZIMMERMAN (ATLANTIC GROUP)-TRAC SERVICES	Yes.BRFGLDHD.7915760	
	0110	111	016220	016220	512005	0000	0304	5630	177.42			Accrual-PO-DAY & ZIMMERMAN (ATLANTIC GROUP)-TRAC SERVICES	Yes.BRFGLDHD.7915780	
	0110	111	016220	016220	512100	0000	0304	5620	216.80			Accrual-PO-DAY & ZIMMERMAN (ATLANTIC GROUP)-TRAC SERVICES	Yes.BRFUELHAN.7914598	
	0110	111	016220	016220	512100	0000	0304	5620	90.68			Accrual-PO-DAY & ZIMMERMAN (ATLANTIC GROUP)-TRAC SERVICES	Yes.BRFUELHAN.7934422	
	0110	111	016220	016220	512100	0000	0304	5620	90.68			Accrual-PO-DAY & ZIMMERMAN (ATLANTIC GROUP)-TRAC SERVICES	Yes.BRFUELHAN.7935192	
	0110	111	016220	016220	512100	0000	0304	5620	88.71			Accrual-PO-DAY & ZIMMERMAN (ATLANTIC GROUP)-TRAC SERVICES	Yes.BRFUELHAN.7915691	
	0110	111	016220	016220	512100	0000	0304	5620	120.49			Accrual-PO-DAY & ZIMMERMAN (ATLANTIC GROUP)-TRAC SERVICES	Yes.BRFUELHAN.7913644	
	0110	111	016220	016220	512100	0000	0304	5620	481.95			Accrual-PO-DAY & ZIMMERMAN (ATLANTIC GROUP)-TRAC SERVICES	Yes.BRFUELHAN.7915807	
	0110	111	016220	016220	512100	0000	0304	5620	33.65			Accrual-PO-DAY & ZIMMERMAN (ATLANTIC GROUP)-TRAC SERVICES	Yes.BRFUELHAN.7930016	
	0110	111	016220	016220	512100	0000	0304	5620	33.65			Accrual-PO-DAY & ZIMMERMAN (ATLANTIC GROUP)-TRAC SERVICES	Yes.BRFUELHAN.7912237	
	0110	111	016220	016220	512100	0000	0304	5620	67.30			Accrual-PO-DAY & ZIMMERMAN (ATLANTIC GROUP)-TRAC SERVICES	Yes.BRFUELHAN.7915428	
	0110	111	016220	016220	512100	0000	0304	5620	100.95			Accrual-PO-DAY & ZIMMERMAN (ATLANTIC GROUP)-TRAC SERVICES	Yes.BRFUELHAN.7916229	
	0110	111	016220	016220	514100	0000	0304	5620	134.60			Accrual-PO-DAY & ZIMMERMAN (ATLANTIC GROUP)-TRAC SERVICES	Yes.BRMISCEQ.7932743	
	0110	111	016220	016220	514100	0000	0304	5620				Accrual-PO-DAY & ZIMMERMAN (ATLANTIC GROUP)-TRAC SERVICES	Yes.BRMISCEQ.7912111	

Case No. 2020-00350

Attachment to Response to AG-KIUC-2 Question 22(h)

Page 124 of 166

Garrett

Database ORAOBSPROD.OBESPROD
 Data Access Set LGE ENERGY LLC
 Ledger LGE ENERGY LLC
 Chart Of Accounts Accounting Flexfield
 Currency USD

Category	* List - Text Accrual
Source	* List - Text Spreadsheet
Accounting Date	* List - Date 8/31/2020
Group ID	Number 23090
Batch Name	Text PG-SRF
Journal Name	Text J701-0110-0820
Journal Description	Text Power Generation Accrual
Reverse Journal	List - Text Yes
Reversal Period/Date	List - Text SEP-2020

Upl	Company	Product	Org	Exp Org	Account	IC	Exp Type	Loc	Debit * Number	Credit * Number	Stat Amount Number	Line Description Text	Line DFF (Project.Task) List - Text	Messages
0110	111	016220	016220	514100	0000	0304	5620	84.12				Accrual-PO-DAY & ZIMMERMAN (ATLANTIC GROUP)-TRAC SERVICES	Yes.BRMISCEQ.7934239	J
0110	111	016220	016220	514100	0000	0304	5620	100.95				Accrual-PO-DAY & ZIMMERMAN (ATLANTIC GROUP)-TRAC SERVICES	Yes.BRMISCEQ.7911636	J
0110	111	016220	016220	514100	0000	0304	5620	50.48				Accrual-PO-DAY & ZIMMERMAN (ATLANTIC GROUP)-TRAC SERVICES	Yes.BRMISCEQ.7911670	J
0110	111	016220	016220	514100	0000	0304	5620	33.65				Accrual-PO-DAY & ZIMMERMAN (ATLANTIC GROUP)-TRAC SERVICES	Yes.BRMISCEQ.7924214	J
0110	111	016220	016220	514100	0000	0304	5620	67.30				Accrual-PO-DAY & ZIMMERMAN (ATLANTIC GROUP)-TRAC SERVICES	Yes.BRMISCEQ.7911625	J
0110	111	016220	016220	514100	0000	0304	5620	67.30				Accrual-PO-DAY & ZIMMERMAN (ATLANTIC GROUP)-TRAC SERVICES	Yes.BRMISCEQ.7915791	J
0110	111	016220	016220	511100	0000	0304	5623	39.63				Accrual-PO-DAY & ZIMMERMAN (ATLANTIC GROUP)-TRAC SERVICES	Yes.BRMISCEQ.7916599	J
0110	111	016220	016220	511100	0000	0304	5620	5,811.87				Accrual-PO-DAY & ZIMMERMAN (ATLANTIC GROUP)-TRAC SERVICES	Yes.BRSTRGR.7084290	J
0110	111	016220	016220	511100	0000	0304	5620	6,793.74				Accrual-PO-DAY & ZIMMERMAN (ATLANTIC GROUP)-TRAC SERVICES	Yes.BRSTRGR.7769243	J
0110	111	016220	016220	511100	0000	0304	5620	726.12				Accrual-PO-DAY & ZIMMERMAN (ATLANTIC GROUP)-TRAC SERVICES	Yes.BRSTRGR.7871726	J
0110	111	016220	016220	511100	0000	0304	5620	136.02				Accrual-PO-DAY & ZIMMERMAN (ATLANTIC GROUP)-TRAC SERVICES	Yes.BRSTRGR.7912205	J
0110	111	016220	016220	511100	0000	0304	5620	90.68				Accrual-PO-DAY & ZIMMERMAN (ATLANTIC GROUP)-TRAC SERVICES	Yes.BRSTRGR.7913086	J
0110	111	016220	016220	511100	0000	0304	5620	90.68				Accrual-PO-DAY & ZIMMERMAN (ATLANTIC GROUP)-TRAC SERVICES	Yes.BRSTRGR.7913721	J
0110	111	016220	016220	511100	0000	0304	5620	45.34				Accrual-PO-DAY & ZIMMERMAN (ATLANTIC GROUP)-TRAC SERVICES	Yes.BRSTRGR.7914655	J
0110	111	016220	016220	511100	0000	0304	5620	90.68				Accrual-PO-DAY & ZIMMERMAN (ATLANTIC GROUP)-TRAC SERVICES	Yes.BRSTRGR.7915948	J
0110	111	016220	016220	511100	0000	0304	5620	90.68				Accrual-PO-DAY & ZIMMERMAN (ATLANTIC GROUP)-TRAC SERVICES	Yes.BRSTRGR.7915722	J
0110	111	016220	016220	511100	0000	0304	5620	80.48				Accrual-PO-DAY & ZIMMERMAN (ATLANTIC GROUP)-TRAC SERVICES	Yes.BRSTRGR.7932749	J
0110	111	016220	016220	511100	0000	0304	5620	120.72				Accrual-PO-DAY & ZIMMERMAN (ATLANTIC GROUP)-TRAC SERVICES	Yes.BRSTRGR.7937890	J
0110	111	016910	016220	545100	0000	0304	5691	67.30				Accrual-PO-DAY & ZIMMERMAN (ATLANTIC GROUP)-TRAC SERVICES	Yes.DXMPE.7915369	J
0110	111	016910	016220	545100	0000	0304	5691	33.65				Accrual-PO-DAY & ZIMMERMAN (ATLANTIC GROUP)-TRAC SERVICES	Yes.DXMPE.7915527	J
0110	111	016910	016220	542100	0000	0304	5691	136.02				Accrual-PO-DAY & ZIMMERMAN (ATLANTIC GROUP)-TRAC SERVICES	Yes.DXSTRGR.7912193	J
0110	111	016910	016220	542100	0000	0304	5691	90.68				Accrual-PO-DAY & ZIMMERMAN (ATLANTIC GROUP)-TRAC SERVICES	Yes.DXSTRGR.7913058	J
0110	111	016910	016220	542100	0000	0304	5691	90.68				Accrual-PO-DAY & ZIMMERMAN (ATLANTIC GROUP)-TRAC SERVICES	Yes.DXSTRGR.7913088	J
0110	111	016910	016220	542100	0000	0304	5691	90.68				Accrual-PO-DAY & ZIMMERMAN (ATLANTIC GROUP)-TRAC SERVICES	Yes.DXSTRGR.7913709	J
0110	111	016910	016220	542100	0000	0304	5691	45.34				Accrual-PO-DAY & ZIMMERMAN (ATLANTIC GROUP)-TRAC SERVICES	Yes.DXSTRGR.7914648	J
0110	111	016910	016220	542100	0000	0304	5691	136.02				Accrual-PO-DAY & ZIMMERMAN (ATLANTIC GROUP)-TRAC SERVICES	Yes.DXSTRGR.7914537	J
0110	111	016910	016220	542100	0000	0304	5691	45.34				Accrual-PO-DAY & ZIMMERMAN (ATLANTIC GROUP)-TRAC SERVICES	Yes.DXSTRGR.7915940	J
0110	111	016910	016220	542100	0000	0304	5691	281.68				Accrual-PO-DAY & ZIMMERMAN (ATLANTIC GROUP)-TRAC SERVICES	Yes.DXSTRGR.7925540	J
0110	111	016910	016220	542100	0000	0304	5691	321.92				Accrual-PO-DAY & ZIMMERMAN (ATLANTIC GROUP)-TRAC SERVICES	Yes.DXSTRGR.7914149	J
0110	111	016910	016220	542100	0000	0304	5691	362.16				Accrual-PO-DAY & ZIMMERMAN (ATLANTIC GROUP)-TRAC SERVICES	Yes.DXSTRGR.7925536	J
0110	111	016910	016220	542100	0000	0304	5691	638.96				Accrual-PO-DAY & ZIMMERMAN (ATLANTIC GROUP)-TRAC SERVICES	Yes.DXSTRGR.7928575	J
0110	111	016220	016220	502013	0000	0304	5620	3,869.20				Accrual-PO-DAY & ZIMMERMAN (ATLANTIC GROUP)-TRAC SERVICES	Yes.BRCCROPS.7322092	J
0110	111	016300	016220	554100	0000	0304	5642	84.12				Accrual-PO-DAY & ZIMMERMAN (ATLANTIC GROUP)-TRAC SERVICES	Yes.BRCTMPE.7912081	J
0110	111	016300	016220	554100	0000	0304	5642	18.31				Accrual-PO-DAY & ZIMMERMAN (ATLANTIC GROUP)-TRAC SERVICES	Yes.BRCTMPE.7915553	J
0110	111	016220	016220	501090	0000	0304	5620	10,269.38				Accrual-PO-DAY & ZIMMERMAN (ATLANTIC GROUP)-TRAC SERVICES	Yes.BROPSFH.7794658	J
0110	111	016220	016220	501090	0000	0304	5620	2,090.16				Accrual-PO-DAY & ZIMMERMAN (ATLANTIC GROUP)-TRAC SERVICES	Yes.BROPSFH.7794658	J
0110	111	016300	016220	552100	0000	0304	5642	366.20				Accrual-PO-DAY & ZIMMERMAN (ATLANTIC GROUP)-TRAC SERVICES	Yes.BRCTSG.7911450	J
0110	111	016300	016220	552100	0000	0304	5642	109.86				Accrual-PO-DAY & ZIMMERMAN (ATLANTIC GROUP)-TRAC SERVICES	Yes.BRCTSG.7911691	J
0110	111	016300	016220	552100	0000	0304	5642	36.62				Accrual-PO-DAY & ZIMMERMAN (ATLANTIC GROUP)-TRAC SERVICES	Yes.BRCTSG.7912780	J
0110	111	016300	016220	552100	0000	0304	5637	36.62				Accrual-PO-DAY & ZIMMERMAN (ATLANTIC GROUP)-TRAC SERVICES	Yes.BRCTSG.7911101	J
0110	111	016300	016220	552100	0000	0304	5642	36.62				Accrual-PO-DAY & ZIMMERMAN (ATLANTIC GROUP)-TRAC SERVICES	Yes.BRCTSG.7915438	J
0110	111	016300	016220	552100	0000	0304	5642	18.31				Accrual-PO-DAY & ZIMMERMAN (ATLANTIC GROUP)-TRAC SERVICES	Yes.BRCTSG.7915690	J
0110	111	016300	016220	552100	0000	0304	5642	54.93				Accrual-PO-DAY & ZIMMERMAN (ATLANTIC GROUP)-TRAC SERVICES	Yes.BRCTSG.7921814	J
0110	111	016300	016220	553010	0000	0304	5639	18.31				Accrual-PO-DAY & ZIMMERMAN (ATLANTIC GROUP)-TRAC SERVICES	Yes.BRCTAUXBL.7911429	J
0110	111	016300	016220	553010	0000	0304	5641	18.31				Accrual-PO-DAY & ZIMMERMAN (ATLANTIC GROUP)-TRAC SERVICES	Yes.BRCTAUXBL.7911443	J
0110	111	016220	016220	512107	0000	0304	5620	80.48				Accrual-PO-DAY & ZIMMERMAN (ATLANTIC GROUP)-TRAC SERVICES	Yes.BRCCRGYP.7916038	J
0110	111	016220	016220	512107	0000	0304	5620	40.24				Accrual-PO-DAY & ZIMMERMAN (ATLANTIC GROUP)-TRAC SERVICES	Yes.BRCCRGYP.7916048	J
0110	111	016220	016220	512107	0000	0304	5620	90.68				Accrual-PO-DAY & ZIMMERMAN (ATLANTIC GROUP)-TRAC SERVICES	Yes.BRCCFLY.7912142	J
0110	111	016220	016220	512005	0000	0304	5630	33.65				Accrual-PO-DAY & ZIMMERMAN (ATLANTIC GROUP)-TRAC SERVICES	Yes.BRFGDMPE.7927492	J
0110	111	016220	016220	512005	0000	0304	5630	80.48				Accrual-PO-DAY & ZIMMERMAN (ATLANTIC GROUP)-TRAC SERVICES	Yes.BRFGDMPE.7927492	J
0110	111	016220	016220	512005	0000	0304	5630	158.52				Accrual-PO-DAY & ZIMMERMAN (ATLANTIC GROUP)-TRAC SERVICES	Yes.BRFGDLP.7938963	J

Database ORAOBSPROD.OBESPROD
 Data Access Set LGE ENERGY LLC
 Ledger LGE ENERGY LLC
 Chart Of Accounts Accounting Flexfield
 Currency USD

Category	* List - Text Accrual
Source	* List - Text Spreadsheet
Accounting Date	* List - Date 8/31/2020
Group ID	Number 23090
Batch Name	Text PG-SRF
Journal Name	Text J701-0110-0820
Journal Description	Text Power Generation Accrual
Reverse Journal	List - Text Yes
Reversal Period/Date	List - Text SEP-2020

Upl	Company	Product	Org	Exp Org	Account	IC	Exp Type	Loc	Debit	Credit	Stat Amount	Line Description	Line DFF (Project.Task)	Messages
				* List - Text					* Number	* Number	Number	Text	List - Text	
0110	111	016220	016220	512005	0000	0304	5630		39.63			Accrual-PO-DAY & ZIMMERMAN (ATLANTIC GROUP)-TRAC SERVICES	Yes.BRFGDLPR.7907988	
0110	111	016220	016220	512005	0000	0304	5630		39.63			Accrual-PO-DAY & ZIMMERMAN (ATLANTIC GROUP)-TRAC SERVICES	Yes.BRFGDLPR.7907972	
0110	111	016220	016220	512100	0000	0304	5623		181.36			Accrual-PO-DAY & ZIMMERMAN (ATLANTIC GROUP)-TRAC SERVICES	Yes.BRBOILDR.7932696	
0110	111	016910	016220	544100	0000	0304	5691		45.34			Accrual-PO-DAY & ZIMMERMAN (ATLANTIC GROUP)-TRAC SERVICES	Yes.DXTURGEN.7922021	
0110	111	016910	016220	544100	0000	0304	5691		45.34			Accrual-PO-DAY & ZIMMERMAN (ATLANTIC GROUP)-TRAC SERVICES	Yes.DXTURGEN.7922031	
0110	111	016910	016220	544100	0000	0304	5691		45.34			Accrual-PO-DAY & ZIMMERMAN (ATLANTIC GROUP)-TRAC SERVICES	Yes.DXTURGEN.7922041	
0110	111	016220	016220	512005	0000	0304	5630		1,514.48			Accrual-PO-DAY & ZIMMERMAN (ATLANTIC GROUP)-TRAC SERVICES	Yes.BRFGDMS.7862503	
0110	111	016220	016220	512100	0000	0304	5623		563.36			Accrual-PO-DAY & ZIMMERMAN (ATLANTIC GROUP)-TRAC SERVICES	Yes.BRPULV.7931827	
0110	111	016220	016220	512100	0000	0304	5623		39.63			Accrual-PO-DAY & ZIMMERMAN (ATLANTIC GROUP)-TRAC SERVICES	Yes.BRPULV.7915545	
0110	111	016220	016220	107001	0000	0304	5623		321.92			Accrual-PO-DAY & ZIMMERMAN (ATLANTIC GROUP)-TRAC SERVICES	Yes.163671.7937923	
0110	111	016220	016220	511100	0000	0303	5620		3,500.00			Accrual-PO - Day & Zimmerman-Cleaning Supplies	Yes.BRSTRGR.5620	
0110	111	016520	016520	512107	0000	0301	5657		5,000.00			LABOR IN SUPPORT OF LINING TEMP AND SOUTH ESSWM PONDS	Yes.GHCCRMNTC.7749138	
0110	111	016520	016520	511100	0000	0303	5657		10,300.00			FPG Consumables	Yes.GHSTRGRND.7710144	
0110	111	016520	016520	511100	0000	0301	5657		75,000.00			Site Paving	Yes.GHSTRGRND.7722927	
0110	111	016520	016520	511100	0000	0301	5657		15,000.00			Turnstile & Gate U3 Parking Lot	Yes.GHSTRGRND.7805364	
0110	111	016520	016520	107001	0000	0303	5657		65,000.00			CY Equipment Bldg Materials	Yes.161762.7844058	
0110	111	016520	016520	502013	0000	0301	5657		28,900.00			Tetra Tech - Monthly Landfill Fee	Yes.GHCCROPS.CCROPS	
0110	111	016520	016520	502011	0000	0699	5657			245,409.15		CertainTeed - Gypsum Sales - ECR	Yes.GH-GYPSAL.GYP SALES ECR	
0110	111	016520	016520	502001	0000	0699	5657			36,666.67		CertainTeed - Gypsum Sales - Non ECR	Yes.GHGYPSALE.GYPSUM SALES	
0110	111	016520	016520	502011	0000	0699	5657			37,567.66		CertainTeed - Gypsum Sales - ECR - August Premium	Yes.GH-GYPSAL.GYP SALES ECR	
0110	111	016520	016520	502011	0000	0699	5657			41,206.78		CertainTeed - Gypsum Sales - ECR - July Premium	Yes.GH-GYPSAL.GYP SALES ECR	
0110	111	016520	016520	501253	0000	0699	5654			28,235.76		Boral Resources - Ash Sales	Yes.GHASHSALE.SALES	
0110	111	016520	016520	506100	0000	0653	5657		19.55			INSIGHT DIRECT USA INC Inv# 917446211 ON HOLD RPT	Yes.GHADMIN.ADMIN	
0110	112	016520	016520	513100	0000	0452	5651		445.13			FASTENAL CO Inv# KYCAR105288 ON HOLD RPT	Yes.GH1S20.7932698	
0110	112	016520	016520	513100	0000	0452	5652		445.13			FASTENAL CO Inv# KYCAR105288 ON HOLD RPT	Yes.GH2S20.7932701	
0110	112	016520	016520	513100	0000	0452	5651		158.04			FASTENAL CO Inv# KYCAR105288 ON HOLD RPT	Yes.GH1S20.7932698	
0110	112	016520	016520	513100	0000	0452	5652		158.04			FASTENAL CO Inv# KYCAR105288 ON HOLD RPT	Yes.GH2S20.7932701	
0110	112	016520	016520	513100	0000	0452	5651		237.18			FASTENAL CO Inv# KYCAR105288 ON HOLD RPT	Yes.GH1S20.7932698	
0110	112	016520	016520	513100	0000	0452	5652		237.18			FASTENAL CO Inv# KYCAR105288 ON HOLD RPT	Yes.GH2S20.7932701	
0110	112	016520	016520	513100	0000	0653	5652		84.05			FASTENAL CO Inv# KYCAR105288 ON HOLD RPT	Yes.GH2S20.7932701	
0110	112	016520	016520	513100	0000	0452	5651		44.70			FASTENAL CO Inv# KYCAR105318 ON HOLD RPT	Yes.GH1S20.7932698	
0110	112	016520	016520	513100	0000	0452	5652		44.70			FASTENAL CO Inv# KYCAR105318 ON HOLD RPT	Yes.GH2S20.7932701	
0110	112	016520	016520	513100	0000	0452	5651		295.00			FASTENAL CO Inv# KYCAR105318 ON HOLD RPT	Yes.GH1S20.7932698	
0110	112	016520	016520	513100	0000	0452	5652		295.00			FASTENAL CO Inv# KYCAR105318 ON HOLD RPT	Yes.GH2S20.7932701	
0110	112	016520	016520	513100	0000	0653	5651		58.97			FASTENAL CO Inv# KYCAR105318 ON HOLD RPT	Yes.GH1S20.7932698	
0110	112	016520	016520	512100	0000	0301	5653		3,961.75			INCORP INDUSTRIES LLC - Auxillary Labor	Yes.GH3F20.7906566	
0110	112	016520	016520	511100	0000	0301	5653		103.35			INCORP INDUSTRIES LLC - Auxillary Labor	Yes.GH3F20.7921888	
0110	112	016520	016520	512100	0000	0301	5653		310.05			INCORP INDUSTRIES LLC - Auxillary Labor	Yes.GH3F20.7921912	
0110	112	016520	016520	512100	0000	0301	5653		206.70			INCORP INDUSTRIES LLC - Auxillary Labor	Yes.GH3F20.7924150	
0110	112	016520	016520	513100	0000	0301	5653		551.20			INCORP INDUSTRIES LLC - Auxillary Labor	Yes.GH3F20.7927445	
0110	111	016520	016520	512100	0000	0301	5653		137.80			INCORP INDUSTRIES LLC - Auxillary Labor	Yes.GHBLRDF.7515314	
0110	111	016520	016520	512100	0000	0301	5651		585.65			INCORP INDUSTRIES LLC - Auxillary Labor	Yes.GHBLRDF.7871777	
0110	111	016520	016520	512100	0000	0301	5654		723.45			INCORP INDUSTRIES LLC - Auxillary Labor	Yes.GHBLRDF.7871793	
0110	111	016520	016520	512100	0000	0301	5653		137.80			INCORP INDUSTRIES LLC - Auxillary Labor	Yes.GHBLRDF.7879842	
0110	111	016520	016520	512100	0000	0301	5654		206.70			INCORP INDUSTRIES LLC - Auxillary Labor	Yes.GHBLRDF.7913402	
0110	111	016520	016520	512107	0000	0301	5657		206.70			INCORP INDUSTRIES LLC - Auxillary Labor	Yes.GHCCRGYP.7854753	
0110	111	016520	016520	512107	0000	0301	5657		826.80			INCORP INDUSTRIES LLC - Auxillary Labor	Yes.GHCCRGYP.7884028	
0110	111	016520	016520	513100	0000	0301	5654		103.35			INCORP INDUSTRIES LLC - Auxillary Labor	Yes.GHCIRCWTR.7914139	
0110	111	016520	016520	513100	0000	0301	5653		137.80			INCORP INDUSTRIES LLC - Auxillary Labor	Yes.GHCOMPAIR.7885496	
0110	111	016520	016520	512005	0000	0301	5654		137.80			INCORP INDUSTRIES LLC - Auxillary Labor	Yes.GHFGD.7873468	
0110	111	016520	016520	512005	0000	0301	5652		137.80			INCORP INDUSTRIES LLC - Auxillary Labor	Yes.GHFGD.7873468	

Database ORAOEBSPROD.OEBSPROD
 Data Access Set LGE ENERGY LLC
 Ledger LGE ENERGY LLC
 Chart Of Accounts Accounting Flexfield
 Currency USD

Category	* List - Text Accrual
Source	* List - Text Spreadsheet
Accounting Date	* List - Date 8/31/2020
Group ID	Number 23090
Batch Name	Text PG-SRF
Journal Name	Text J701-0110-0820
Journal Description	Text Power Generation Accrual
Reverse Journal	List - Text Yes
Reversal Period/Date	List - Text SEP-2020

Upl	Company	Product	Org	Exp Org	Account	IC	Exp Type	Loc	Debit	Credit	Stat Amount	Line Description	Line DFF (Project.Task)	Messages
				* List - Text					* Number	* Number	Number	Text	List - Text	
0110	111	016520	016520	512100	0000	0301	5651		413.40			INCORP INDUSTRIES LLC - Auxiliary Labor	Yes.GHFUELHDL.7919510	
0110	111	016520	016520	512100	0000	0301	5653		620.10			INCORP INDUSTRIES LLC - Auxiliary Labor	Yes.GHFUELHDL.7919989	
0110	111	016520	016520	512100	0000	0301	5652		620.10			INCORP INDUSTRIES LLC - Auxiliary Labor	Yes.GHFUELHDL.7919992	
0110	111	016520	016520	512100	0000	0301	5651		413.40			INCORP INDUSTRIES LLC - Auxiliary Labor	Yes.GHFUELHDL.7919995	
0110	111	016520	016520	512100	0000	0301	5657		964.60			INCORP INDUSTRIES LLC - Auxiliary Labor	Yes.GHFUELHDL.7933900	
0110	111	016520	016520	512100	0000	0301	5657		310.05			INCORP INDUSTRIES LLC - Auxiliary Labor	Yes.GHFUELHDL.7936150	
0110	111	016520	016520	514100	0000	0301	5657		310.05			INCORP INDUSTRIES LLC - Auxiliary Labor	Yes.GHMISCP.LT.7880352	
0110	111	016520	016520	512011	0000	0301	5653		275.60			INCORP INDUSTRIES LLC - Auxiliary Labor	Yes.GHPRECIP.7899483	
0110	111	016520	016520	512011	0000	0301	5653		275.60			INCORP INDUSTRIES LLC - Auxiliary Labor	Yes.GHPRECIP.7899487	
0110	111	016520	016520	512101	0000	0301	5651		206.70			INCORP INDUSTRIES LLC - Auxiliary Labor	Yes.GHSCR.7909067	
0110	111	016520	016520	511100	0000	0301	5657		723.45			INCORP INDUSTRIES LLC - Auxiliary Labor	Yes.GHSTRGRND.7898147	
0110	111	016520	016520	511100	0000	0301	5654		137.80			INCORP INDUSTRIES LLC - Auxiliary Labor	Yes.GHSTRGRND.7914150	
0110	111	016520	016520	511100	0000	0301	5651		809.00			INCORP INDUSTRIES LLC - Auxiliary Labor	Yes.GHSTRGRND.7914158	
0110	111	016520	016520	511100	0000	0301	5651		344.50			INCORP INDUSTRIES LLC - Auxiliary Labor	Yes.GHSTRGRND.7917615	
0110	111	016520	016520	511100	0000	0301	5653		206.70			INCORP INDUSTRIES LLC - Auxiliary Labor	Yes.GHSTRGRND.7919413	
0110	111	016520	016520	511100	0000	0301	5656		206.70			INCORP INDUSTRIES LLC - Auxiliary Labor	Yes.GHSTRGRND.7919414	
0110	111	016520	016520	511100	0000	0301	5653		310.05			INCORP INDUSTRIES LLC - Auxiliary Labor	Yes.GHSTRGRND.7919956	
0110	111	016520	016520	511100	0000	0301	5656		206.70			INCORP INDUSTRIES LLC - Auxiliary Labor	Yes.GHSTRGRND.7920031	
0110	111	016520	016520	511100	0000	0301	5652		551.20			INCORP INDUSTRIES LLC - Auxiliary Labor	Yes.GHSTRGRND.7925579	
0110	111	016520	016520	511100	0000	0301	5652		310.05			INCORP INDUSTRIES LLC - Auxiliary Labor	Yes.GHSTRGRND.7925581	
0110	111	016520	016520	513100	0000	0301	5651		206.70			INCORP INDUSTRIES LLC - Auxiliary Labor	Yes.GHTURBGEN.7912666	
0110	111	016520	016520	513100	0000	0301	5653		310.05			INCORP INDUSTRIES LLC - Auxiliary Labor	Yes.GHTURBGEN.7924145	
0110	112	016520	016520	512100	0000	0304	5653		910.98			INCORP INDUSTRIES LLC - Supplemental Labor	Yes.GH3F20.7908566	
0110	112	016520	016520	512100	0000	0304	5653		134.96			INCORP INDUSTRIES LLC - Supplemental Labor	Yes.GH3F20.7921912	
0110	112	016520	016520	512100	0000	0304	5653		67.48			INCORP INDUSTRIES LLC - Supplemental Labor	Yes.GH3F20.7924150	
0110	112	016520	016520	513100	0000	0304	5653		269.92			INCORP INDUSTRIES LLC - Supplemental Labor	Yes.GH3F20.7927445	
0110	111	016520	016520	512100	0000	0304	5653		67.48			INCORP INDUSTRIES LLC - Supplemental Labor	Yes.GHBLRDF.T.7515314	
0110	111	016520	016520	512100	0000	0304	5651		101.22			INCORP INDUSTRIES LLC - Supplemental Labor	Yes.GHBLRDF.T.7871777	
0110	111	016520	016520	512100	0000	0304	5654		269.92			INCORP INDUSTRIES LLC - Supplemental Labor	Yes.GHBLRDF.T.7871793	
0110	111	016520	016520	512100	0000	0304	5653		67.48			INCORP INDUSTRIES LLC - Supplemental Labor	Yes.GHBLRDF.T.7879842	
0110	111	016520	016520	512100	0000	0304	5654		101.22			INCORP INDUSTRIES LLC - Supplemental Labor	Yes.GHBLRDF.T.7913402	
0110	111	016520	016520	512100	0000	0304	5651		7,296.40			INCORP INDUSTRIES LLC - Supplemental Labor	Yes.GHBOILER.7710048	
0110	111	016520	016520	512107	0000	0304	5657		101.22			INCORP INDUSTRIES LLC - Supplemental Labor	Yes.GHCCRGYP.7854753	
0110	111	016520	016520	513100	0000	0304	5653		67.48			INCORP INDUSTRIES LLC - Supplemental Labor	Yes.GHCOMPAIR.7885496	
0110	111	016520	016520	512100	0000	0304	5651		134.96			INCORP INDUSTRIES LLC - Supplemental Labor	Yes.GHFUELHDL.7919510	
0110	111	016520	016520	512100	0000	0304	5653		202.44			INCORP INDUSTRIES LLC - Supplemental Labor	Yes.GHFUELHDL.7919989	
0110	111	016520	016520	512100	0000	0304	5652		236.18			INCORP INDUSTRIES LLC - Supplemental Labor	Yes.GHFUELHDL.7919992	
0110	111	016520	016520	512100	0000	0304	5651		134.96			INCORP INDUSTRIES LLC - Supplemental Labor	Yes.GHFUELHDL.7919995	
0110	111	016520	016520	512100	0000	0304	5657		101.22			INCORP INDUSTRIES LLC - Supplemental Labor	Yes.GHFUELHDL.7936150	
0110	111	016520	016520	514100	0000	0304	5657		101.22			INCORP INDUSTRIES LLC - Supplemental Labor	Yes.GHMISCP.LT.7880352	
0110	111	016520	016520	512011	0000	0304	5653		134.96			INCORP INDUSTRIES LLC - Supplemental Labor	Yes.GHPRECIP.7899483	
0110	111	016520	016520	512011	0000	0304	5653		134.96			INCORP INDUSTRIES LLC - Supplemental Labor	Yes.GHPRECIP.7899487	
0110	111	016520	016520	512101	0000	0304	5651		101.22			INCORP INDUSTRIES LLC - Supplemental Labor	Yes.GHSCR.7909067	
0110	111	016520	016520	511100	0000	0304	5657		236.18			INCORP INDUSTRIES LLC - Supplemental Labor	Yes.GHSTRGRND.7898147	
0110	111	016520	016520	511100	0000	0304	5654		67.48			INCORP INDUSTRIES LLC - Supplemental Labor	Yes.GHSTRGRND.7914150	
0110	111	016520	016520	511100	0000	0304	5651		168.70			INCORP INDUSTRIES LLC - Supplemental Labor	Yes.GHSTRGRND.7917615	
0110	111	016520	016520	511100	0000	0304	5653		101.22			INCORP INDUSTRIES LLC - Supplemental Labor	Yes.GHSTRGRND.7919413	
0110	111	016520	016520	511100	0000	0304	5656		101.22			INCORP INDUSTRIES LLC - Supplemental Labor	Yes.GHSTRGRND.7919414	
0110	111	016520	016520	511100	0000	0304	5653		101.22			INCORP INDUSTRIES LLC - Supplemental Labor	Yes.GHSTRGRND.7919956	
0110	111	016520	016520	511100	0000	0304	5656		67.48			INCORP INDUSTRIES LLC - Supplemental Labor	Yes.GHSTRGRND.7920031	
0110	111	016520	016520	511100	0000	0304	5652		269.92			INCORP INDUSTRIES LLC - Supplemental Labor	Yes.GHSTRGRND.7925579	

Database ORAOESPROD.OESBSPROD
 Data Access Set LGE ENERGY LLC
 Ledger LGE ENERGY LLC
 Chart Of Accounts Accounting Flexfield
 Currency USD

Category	* List - Text Accrual
Source	* List - Text Spreadsheet
Accounting Date	* List - Date 8/31/2020
Group ID	Number 23090
Batch Name	Text PG-SRF
Journal Name	Text J701-0110-0820
Journal Description	Text Power Generation Accrual
Reverse Journal	List - Text Yes
Reversal Period/Date	List - Text SEP-2020

Upl	Company	Product	Org	Exp Org	Account	IC	Exp Type	Loc	Debit	Credit	Stat Amount	Line Description	Line DFF (Project.Task)	Messages
				* List - Text					* Number	* Number	Number	Text	List - Text	
0110	111	016520	016520	511100	0000	0304	5652	101.22				INCRP INDUSTRIES LLC - Supplemental Labor	Yes.GHSTRGRND.7925581	
0110	111	016520	016520	513100	0000	0304	5651	101.22				INCRP INDUSTRIES LLC - Supplemental Labor	Yes.GHTURBGEN.7912666	
0110	111	016520	016520	513100	0000	0304	5653	101.22				INCRP INDUSTRIES LLC - Supplemental Labor	Yes.GHTURBGEN.7924145	
0110	111	018834	016520	163012	0000	0301	5657	1,159.20				THE ATLANTIC GROUP INC - Auxiliary Labor	Yes.146660KU.7387074	
0110	111	016520	016520	107001	0000	0301	5657	271.12				THE ATLANTIC GROUP INC - Auxiliary Labor	Yes.159419.7920845	
0110	111	016520	016520	108901	0000	0301	5657	7,331.94				THE ATLANTIC GROUP INC - Auxiliary Labor	Yes.161436.7755856	
0110	111	016520	016520	512100	0000	0301	5654	1,771.13				THE ATLANTIC GROUP INC - Auxiliary Labor	Yes.GHBOILER.7914131	
0110	111	016520	016520	512107	0000	0301	5657	1,202.32				THE ATLANTIC GROUP INC - Auxiliary Labor	Yes.GHCCRASH.7310396	
0110	111	016520	016520	512107	0000	0301	5657	3,010.66				THE ATLANTIC GROUP INC - Auxiliary Labor	Yes.GHCCRASH.7698872	
0110	111	016520	016520	512107	0000	0301	5657	171.12				THE ATLANTIC GROUP INC - Auxiliary Labor	Yes.GHCCRASH.7907252	
0110	111	016520	016520	512107	0000	0301	5657	271.12				THE ATLANTIC GROUP INC - Auxiliary Labor	Yes.GHCCRASH.7912208	
0110	111	016520	016520	512107	0000	0301	5657	171.12				THE ATLANTIC GROUP INC - Auxiliary Labor	Yes.GHCCRASH.7921673	
0110	111	016520	016520	512107	0000	0301	5657	85.56				THE ATLANTIC GROUP INC - Auxiliary Labor	Yes.GHCCRGYP.7931808	
0110	111	016520	016520	512107	0000	0301	5657	185.56				THE ATLANTIC GROUP INC - Auxiliary Labor	Yes.GHCCRGYP.7931809	
0110	111	016520	016520	512107	0000	0301	5657	85.56				THE ATLANTIC GROUP INC - Auxiliary Labor	Yes.GHCCRGYP.7931811	
0110	111	016520	016520	512107	0000	0301	5657	442.24				THE ATLANTIC GROUP INC - Auxiliary Labor	Yes.GHCCRMNTC.7912555	
0110	111	016520	016520	512107	0000	0301	5657	128.34				THE ATLANTIC GROUP INC - Auxiliary Labor	Yes.GHCCRMNTC.7925564	
0110	111	016520	016520	512100	0000	0301	5657	28,601.20				THE ATLANTIC GROUP INC - Auxiliary Labor	Yes.GHFUELHDL.7892818	
0110	111	016520	016520	512005	0000	0301	5657	6,432.17				THE ATLANTIC GROUP INC - Auxiliary Labor	Yes.GHGYPUSUM.7759303	
0110	111	016520	016520	512100	0000	0301	5651	8,432.38				THE ATLANTIC GROUP INC - Auxiliary Labor	Yes.GHPULCOAL.7937939	
0110	111	016520	016520	512101	0000	0301	5651	2,657.28				THE ATLANTIC GROUP INC - Auxiliary Labor	Yes.GHSCR.7772538	
0110	111	018834	016520	163012	0000	0304	5657	3,458.96				THE ATLANTIC GROUP INC - Supplemental Labor	Yes.146660KU.7387074	
0110	111	016520	016520	107001	0000	0304	5657	466.26				THE ATLANTIC GROUP INC - Supplemental Labor	Yes.159419.7920845	
0110	112	016520	016520	512100	0000	0304	5653	133.20				THE ATLANTIC GROUP INC - Supplemental Labor	Yes.GH3F20.7921877	
0110	111	016520	016520	512017	0000	0304	5653	38.10				THE ATLANTIC GROUP INC - Supplemental Labor	Yes.GHASHHDL.7930360	
0110	111	016520	016520	512017	0000	0304	5654	38.10				THE ATLANTIC GROUP INC - Supplemental Labor	Yes.GHASHHDL.7930361	
0110	111	016520	016520	512100	0000	0304	5651	40.36				THE ATLANTIC GROUP INC - Supplemental Labor	Yes.GHBLRDF.7911856	
0110	111	016520	016520	512100	0000	0304	5654	545.10				THE ATLANTIC GROUP INC - Supplemental Labor	Yes.GHBOILER.7914131	
0110	111	016520	016520	512100	0000	0304	5651	20.18				THE ATLANTIC GROUP INC - Supplemental Labor	Yes.GHBRGWTR.7911881	
0110	111	016520	016520	512100	0000	0304	5651	20.18				THE ATLANTIC GROUP INC - Supplemental Labor	Yes.GHBRGWTR.7912125	
0110	111	016520	016520	512107	0000	0304	5657	20,475.49				THE ATLANTIC GROUP INC - Supplemental Labor	Yes.GHCCRASH.7310396	
0110	111	016520	016520	512107	0000	0304	5657	4,553.02				THE ATLANTIC GROUP INC - Supplemental Labor	Yes.GHCCRASH.7698872	
0110	111	016520	016520	512107	0000	0304	5657	398.72				THE ATLANTIC GROUP INC - Supplemental Labor	Yes.GHCCRASH.7907252	
0110	111	016520	016520	512107	0000	0304	5657	398.72				THE ATLANTIC GROUP INC - Supplemental Labor	Yes.GHCCRASH.7912208	
0110	111	016520	016520	512107	0000	0304	5657	175.68				THE ATLANTIC GROUP INC - Supplemental Labor	Yes.GHCCRASH.7921673	
0110	111	016520	016520	512107	0000	0304	5657	199.36				THE ATLANTIC GROUP INC - Supplemental Labor	Yes.GHCCRGYP.7931808	
0110	111	016520	016520	512107	0000	0304	5657	199.36				THE ATLANTIC GROUP INC - Supplemental Labor	Yes.GHCCRGYP.7931809	
0110	111	016520	016520	512107	0000	0304	5657	67.54				THE ATLANTIC GROUP INC - Supplemental Labor	Yes.GHCCRGYP.7931810	
0110	111	016520	016520	512107	0000	0304	5657	211.14				THE ATLANTIC GROUP INC - Supplemental Labor	Yes.GHCCRGYP.7931811	
0110	111	016520	016520	512107	0000	0304	5657	1,139.10				THE ATLANTIC GROUP INC - Supplemental Labor	Yes.GHCCRMNTC.7749138	
0110	111	016520	016520	512107	0000	0304	5657	864.98				THE ATLANTIC GROUP INC - Supplemental Labor	Yes.GHCCRMNTC.7912555	
0110	111	016520	016520	512107	0000	0304	5657	299.04				THE ATLANTIC GROUP INC - Supplemental Labor	Yes.GHCCRMNTC.7925564	
0110	111	016520	016520	513100	0000	0304	5655	80.72				THE ATLANTIC GROUP INC - Supplemental Labor	Yes.GHCIRCWTR.7912155	
0110	111	016520	016520	513100	0000	0304	5655	1,595.95				THE ATLANTIC GROUP INC - Supplemental Labor	Yes.GHCIRCWTR.7930793	
0110	111	016520	016520	512100	0000	0304	5654	40.36				THE ATLANTIC GROUP INC - Supplemental Labor	Yes.GHCOND.7907746	
0110	111	016520	016520	512100	0000	0304	5652	121.08				THE ATLANTIC GROUP INC - Supplemental Labor	Yes.GHCOND.7935179	
0110	111	016520	016520	512100	0000	0304	5652	345.16				THE ATLANTIC GROUP INC - Supplemental Labor	Yes.GHFDWTR.7911855	
0110	111	016520	016520	512100	0000	0304	5654	38.10				THE ATLANTIC GROUP INC - Supplemental Labor	Yes.GHFDWTR.7913516	
0110	111	016520	016520	512100	0000	0304	5654	38.10				THE ATLANTIC GROUP INC - Supplemental Labor	Yes.GHFDWTR.7913707	
0110	111	016520	016520	512100	0000	0304	5657	2,342.32				THE ATLANTIC GROUP INC - Supplemental Labor	Yes.GHFUELHDL.7860415	
0110	111	016520	016520	512100	0000	0304	5657	2,473.76				THE ATLANTIC GROUP INC - Supplemental Labor		

Database ORAOESPROD.OEBSPROD
 Data Access Set LGE ENERGY LLC
 Ledger LGE ENERGY LLC
 Chart Of Accounts Accounting Flexfield
 Currency USD

Category	* List - Text Accrual
Source	* List - Text Spreadsheet
Accounting Date	* List - Date 8/31/2020
Group ID	Number 23090
Batch Name	Text PG-SRF
Journal Name	Text J701-0110-0820
Journal Description	Text Power Generation Accrual
Reverse Journal	List - Text Yes
Reversal Period/Date	List - Text SEP-2020

Upl	Company	Product	Org	Exp Org	Account	IC	Exp Type	Loc	Debit	Credit	Stat Amount	Line Description	Line DFF (Project.Task)	Messages
				* List - Text					* Number	* Number	Number	Text	List - Text	
0110	111	016520	016520	512100	0000	0304	5657		539.04			THE ATLANTIC GROUP INC - Supplemental Labor	Yes.GHFUELHDL.7882601	
0110	111	016520	016520	512100	0000	0304	5657		6,375.92			THE ATLANTIC GROUP INC - Supplemental Labor	Yes.GHFUELHDL.7892818	
0110	111	016520	016520	512100	0000	0304	5657		106.08			THE ATLANTIC GROUP INC - Supplemental Labor	Yes.GHFUELHDL.7893300	
0110	111	016520	016520	512100	0000	0304	5654		38.10			THE ATLANTIC GROUP INC - Supplemental Labor	Yes.GHFUELHDL.7906065	
0110	111	016520	016520	512100	0000	0304	5656		40.36			THE ATLANTIC GROUP INC - Supplemental Labor	Yes.GHFUELHDL.7906067	
0110	111	016520	016520	512100	0000	0304	5654		38.10			THE ATLANTIC GROUP INC - Supplemental Labor	Yes.GHFUELHDL.7906912	
0110	111	016520	016520	512100	0000	0304	5654		38.10			THE ATLANTIC GROUP INC - Supplemental Labor	Yes.GHFUELHDL.7906913	
0110	111	016520	016520	512100	0000	0304	5657		510.16			THE ATLANTIC GROUP INC - Supplemental Labor	Yes.GHFUELHDL.7906938	
0110	111	016520	016520	512100	0000	0304	5656		40.36			THE ATLANTIC GROUP INC - Supplemental Labor	Yes.GHFUELHDL.7907018	
0110	111	016520	016520	512100	0000	0304	5656		60.54			THE ATLANTIC GROUP INC - Supplemental Labor	Yes.GHFUELHDL.7907019	
0110	111	016520	016520	512100	0000	0304	5657		1,245.02			THE ATLANTIC GROUP INC - Supplemental Labor	Yes.GHFUELHDL.7909423	
0110	111	016520	016520	512100	0000	0304	5657		40.36			THE ATLANTIC GROUP INC - Supplemental Labor	Yes.GHFUELHDL.7909427	
0110	111	016520	016520	512100	0000	0304	5656		131.76			THE ATLANTIC GROUP INC - Supplemental Labor	Yes.GHFUELHDL.7909428	
0110	111	016520	016520	512100	0000	0304	5656		131.76			THE ATLANTIC GROUP INC - Supplemental Labor	Yes.GHFUELHDL.7909433	
0110	111	016520	016520	512100	0000	0304	5657		43.92			THE ATLANTIC GROUP INC - Supplemental Labor	Yes.GHFUELHDL.7909517	
0110	111	016520	016520	512100	0000	0304	5657		43.92			THE ATLANTIC GROUP INC - Supplemental Labor	Yes.GHFUELHDL.7915319	
0110	111	016520	016520	512100	0000	0304	5657		87.84			THE ATLANTIC GROUP INC - Supplemental Labor	Yes.GHFUELHDL.7915320	
0110	111	016520	016520	512100	0000	0304	5657		87.84			THE ATLANTIC GROUP INC - Supplemental Labor	Yes.GHFUELHDL.7915321	
0110	111	016520	016520	512100	0000	0304	5657		43.92			THE ATLANTIC GROUP INC - Supplemental Labor	Yes.GHFUELHDL.7915322	
0110	111	016520	016520	512100	0000	0304	5657		87.84			THE ATLANTIC GROUP INC - Supplemental Labor	Yes.GHFUELHDL.7915323	
0110	111	016520	016520	512100	0000	0304	5657		38.10			THE ATLANTIC GROUP INC - Supplemental Labor	Yes.GHFUELHDL.7915324	
0110	111	016520	016520	512100	0000	0304	5657		131.76			THE ATLANTIC GROUP INC - Supplemental Labor	Yes.GHFUELHDL.7915325	
0110	111	016520	016520	512100	0000	0304	5657		131.76			THE ATLANTIC GROUP INC - Supplemental Labor	Yes.GHFUELHDL.7915327	
0110	111	016520	016520	512100	0000	0304	5657		270.27			THE ATLANTIC GROUP INC - Supplemental Labor	Yes.GHFUELHDL.7916036	
0110	111	016520	016520	512100	0000	0304	5657		1,724.96			THE ATLANTIC GROUP INC - Supplemental Labor	Yes.GHFUELHDL.7916792	
0110	111	016520	016520	512100	0000	0304	5656		60.54			THE ATLANTIC GROUP INC - Supplemental Labor	Yes.GHFUELHDL.7916825	
0110	111	016520	016520	512100	0000	0304	5656		40.36			THE ATLANTIC GROUP INC - Supplemental Labor	Yes.GHFUELHDL.7916826	
0110	111	016520	016520	512100	0000	0304	5656		40.36			THE ATLANTIC GROUP INC - Supplemental Labor	Yes.GHFUELHDL.7916827	
0110	111	016520	016520	512100	0000	0304	5654		57.15			THE ATLANTIC GROUP INC - Supplemental Labor	Yes.GHFUELHDL.7916828	
0110	111	016520	016520	512100	0000	0304	5654		76.20			THE ATLANTIC GROUP INC - Supplemental Labor	Yes.GHFUELHDL.7916829	
0110	111	016520	016520	512100	0000	0304	5654		57.15			THE ATLANTIC GROUP INC - Supplemental Labor	Yes.GHFUELHDL.7916830	
0110	111	016520	016520	512100	0000	0304	5657		40.38			THE ATLANTIC GROUP INC - Supplemental Labor	Yes.GHFUELHDL.7916960	
0110	111	016520	016520	512100	0000	0304	5657		253.08			THE ATLANTIC GROUP INC - Supplemental Labor	Yes.GHFUELHDL.7916967	
0110	111	016520	016520	512100	0000	0304	5657		109.80			THE ATLANTIC GROUP INC - Supplemental Labor	Yes.GHFUELHDL.7916976	
0110	111	016520	016520	512100	0000	0304	5657		131.76			THE ATLANTIC GROUP INC - Supplemental Labor	Yes.GHFUELHDL.7917062	
0110	111	016520	016520	512100	0000	0304	5657		87.84			THE ATLANTIC GROUP INC - Supplemental Labor	Yes.GHFUELHDL.7919986	
0110	111	016520	016520	512100	0000	0304	5657		95.52			THE ATLANTIC GROUP INC - Supplemental Labor	Yes.GHFUELHDL.7920474	
0110	111	016520	016520	512100	0000	0304	5657		849.30			THE ATLANTIC GROUP INC - Supplemental Labor	Yes.GHFUELHDL.7922688	
0110	111	016520	016520	512100	0000	0304	5657		108.08			THE ATLANTIC GROUP INC - Supplemental Labor	Yes.GHFUELHDL.7927394	
0110	111	016520	016520	512100	0000	0304	5657		54.04			THE ATLANTIC GROUP INC - Supplemental Labor	Yes.GHFUELHDL.7927395	
0110	111	016520	016520	512100	0000	0304	5656		134.76			THE ATLANTIC GROUP INC - Supplemental Labor	Yes.GHFUELHDL.7933909	
0110	111	016520	016520	512100	0000	0304	5652		81.06			THE ATLANTIC GROUP INC - Supplemental Labor	Yes.GHFUELHDL.7933953	
0110	111	016520	016520	512100	0000	0304	5652		27.02			THE ATLANTIC GROUP INC - Supplemental Labor	Yes.GHFUELHDL.7934229	
0110	111	016520	016520	512100	0000	0304	5657		143.28			THE ATLANTIC GROUP INC - Supplemental Labor	Yes.GHFUELHDL.7934232	
0110	111	016520	016520	512100	0000	0304	5657		365.92			THE ATLANTIC GROUP INC - Supplemental Labor	Yes.GHFUELHDL.7935154	
0110	111	016520	016520	512100	0000	0304	5657		80.72			THE ATLANTIC GROUP INC - Supplemental Labor	Yes.GHFUELHDL.7936922	
0110	111	016520	016520	512100	0000	0304	5657		1,177.04			THE ATLANTIC GROUP INC - Supplemental Labor	Yes.GHFUELHDL.7936954	
0110	111	016520	016520	512100	0000	0304	5657		124.32			THE ATLANTIC GROUP INC - Supplemental Labor	Yes.GHFUELHDL.7937852	
0110	111	016520	016520	512100	0000	0304	5657		216.88			THE ATLANTIC GROUP INC - Supplemental Labor	Yes.GHFUELHDL.7937875	
0110	111	016520	016520	512100	0000	0304	5657		216.88			THE ATLANTIC GROUP INC - Supplemental Labor	Yes.GHFUELHDL.7937875	
0110	111	016520	016520	512100	0000	0304	5657		108.08			THE ATLANTIC GROUP INC - Supplemental Labor	Yes.GHFUELHDL.7937878	

Database ORAOEBSPROD.OEBSPROD
 Data Access Set LGE ENERGY LLC
 Ledger LGE ENERGY LLC
 Chart Of Accounts Accounting Flexfield
 Currency USD

Category	* List - Text Accrual
Source	* List - Text Spreadsheet
Accounting Date	* List - Date 8/31/2020
Group ID	Number 23090
Batch Name	Text PG-SRF
Journal Name	Text J701-0110-0820
Journal Description	Text Power Generation Accrual
Reverse Journal	List - Text Yes
Reversal Period/Date	List - Text SEP-2020

Upl	Company	Product	Org	Exp Org	Account	IC	Exp Type	Loc	Debit	Credit	Stat Amount	Line Description	Line DFF (Project.Task)	Messages
0110	111	016520	016520	512100	0000	0304	5657	106.08				THE ATLANTIC GROUP INC - Supplemental Labor	Yes.GHFUELHDL.7937881	
0110	111	016520	016520	512100	0000	0304	5657	106.08				THE ATLANTIC GROUP INC - Supplemental Labor	Yes.GHFUELHDL.7937882	
0110	111	016520	016520	501090	0000	0304	5657	24,795.26				THE ATLANTIC GROUP INC - Supplemental Labor	Yes.GHFUELOPS.6812084	
0110	111	016520	016520	512005	0000	0304	5657	10,390.07				THE ATLANTIC GROUP INC - Supplemental Labor	Yes.GHGYPSPUM.7759303	
0110	111	016520	016520	512005	0000	0304	5657	3,181.39				THE ATLANTIC GROUP INC - Supplemental Labor	Yes.GHLSHDL.7674474	
0110	111	016520	016520	512005	0000	0304	5657	380.97				THE ATLANTIC GROUP INC - Supplemental Labor	Yes.GHLSHDL.7893381	
0110	111	016520	016520	512005	0000	0304	5657	272.08				THE ATLANTIC GROUP INC - Supplemental Labor	Yes.GHLSHDL.7924235	
0110	111	016520	016520	512005	0000	0304	5657	794.03				THE ATLANTIC GROUP INC - Supplemental Labor	Yes.GHLSHDL.7928975	
0110	111	016520	016520	511100	0000	0304	5657	404.28				THE ATLANTIC GROUP INC - Supplemental Labor	Yes.GHMISCP.7807909	
0110	111	016520	016520	513100	0000	0304	5656	979.04				THE ATLANTIC GROUP INC - Supplemental Labor	Yes.GHMISCP.7897369	
0110	111	016520	016520	511100	0000	0304	5651	38.10				THE ATLANTIC GROUP INC - Supplemental Labor	Yes.GHMISCP.7908615	
0110	111	016520	016520	511100	0000	0304	5651	38.10				THE ATLANTIC GROUP INC - Supplemental Labor	Yes.GHMISCP.7913518	
0110	111	016520	016520	511100	0000	0304	5652	19.05				THE ATLANTIC GROUP INC - Supplemental Labor	Yes.GHMISCP.7915318	
0110	111	016520	016520	511100	0000	0304	5657	21.96				THE ATLANTIC GROUP INC - Supplemental Labor	Yes.GHMISCP.7919527	
0110	111	016520	016520	514100	0000	0304	5657	191.04				THE ATLANTIC GROUP INC - Supplemental Labor	Yes.GHMISCP.7936401	
0110	111	016520	016520	514100	0000	0304	5657	79.23				THE ATLANTIC GROUP INC - Supplemental Labor	Yes.GHMISCP.7937951	
0110	111	016520	016520	511100	0000	0304	5657	303.39				THE ATLANTIC GROUP INC - Supplemental Labor	Yes.GHMISCP.7939090	
0110	111	016520	016520	512100	0000	0304	5651	3,841.22				THE ATLANTIC GROUP INC - Supplemental Labor	Yes.GHPULCOAL.7892626	
0110	111	016520	016520	512100	0000	0304	5654	5,795.88				THE ATLANTIC GROUP INC - Supplemental Labor	Yes.GHPULCOAL.7899435	
0110	111	016520	016520	512100	0000	0304	5653	40.36				THE ATLANTIC GROUP INC - Supplemental Labor	Yes.GHPULCOAL.7907020	
0110	111	016520	016520	512100	0000	0304	5652	76.20				THE ATLANTIC GROUP INC - Supplemental Labor	Yes.GHPULCOAL.7916977	
0110	111	016520	016520	512100	0000	0304	5651	76.20				THE ATLANTIC GROUP INC - Supplemental Labor	Yes.GHPULCOAL.7916980	
0110	111	016520	016520	512100	0000	0304	5654	76.20				THE ATLANTIC GROUP INC - Supplemental Labor	Yes.GHPULCOAL.7916988	
0110	111	016520	016520	512100	0000	0304	5653	76.20				THE ATLANTIC GROUP INC - Supplemental Labor	Yes.GHPULCOAL.7923139	
0110	111	016520	016520	512100	0000	0304	5654	821.76				THE ATLANTIC GROUP INC - Supplemental Labor	Yes.GHPULCOAL.7929340	
0110	111	016520	016520	512100	0000	0304	5653	821.76				THE ATLANTIC GROUP INC - Supplemental Labor	Yes.GHPULCOAL.7930003	
0110	111	016520	016520	512100	0000	0304	5651	5,444.58				THE ATLANTIC GROUP INC - Supplemental Labor	Yes.GHPULCOAL.7932671	
0110	111	016520	016520	512100	0000	0304	5651	425.28				THE ATLANTIC GROUP INC - Supplemental Labor	Yes.GHPULCOAL.7934250	
0110	111	016520	016520	512100	0000	0304	5654	257.62				THE ATLANTIC GROUP INC - Supplemental Labor	Yes.GHPULCOAL.7935185	
0110	111	016520	016520	512100	0000	0304	5651	7,600.54				THE ATLANTIC GROUP INC - Supplemental Labor	Yes.GHPULCOAL.7937939	
0110	111	016520	016520	502100	0000	0304	5657	20,608.43				THE ATLANTIC GROUP INC - Supplemental Labor	Yes.GHPWSOPS.7814534	
0110	111	016520	016520	512101	0000	0304	5651	4,015.22				THE ATLANTIC GROUP INC - Supplemental Labor	Yes.GHSCR.7772538	
0110	111	016520	016520	512100	0000	0304	5651	33.30				THE ATLANTIC GROUP INC - Supplemental Labor	Yes.GHSOOTBLR.7787902	
0110	111	016520	016520	512100	0000	0304	5652	73.20				THE ATLANTIC GROUP INC - Supplemental Labor	Yes.GHSOOTBLR.7837719	
0110	111	016520	016520	512100	0000	0304	5651	33.30				THE ATLANTIC GROUP INC - Supplemental Labor	Yes.GHSOOTBLR.7838525	
0110	111	016520	016520	512100	0000	0304	5651	73.28				THE ATLANTIC GROUP INC - Supplemental Labor	Yes.GHSOOTBLR.7845968	
0110	111	016520	016520	512100	0000	0304	5651	73.20				THE ATLANTIC GROUP INC - Supplemental Labor	Yes.GHSOOTBLR.7845969	
0110	111	016520	016520	512100	0000	0304	5651	60.00				THE ATLANTIC GROUP INC - Supplemental Labor	Yes.GHSOOTBLR.7845970	
0110	111	016520	016520	512100	0000	0304	5653	615.48				THE ATLANTIC GROUP INC - Supplemental Labor	Yes.GHSOOTBLR.7846010	
0110	111	016520	016520	512100	0000	0304	5651	146.48				THE ATLANTIC GROUP INC - Supplemental Labor	Yes.GHSOOTBLR.7859341	
0110	111	016520	016520	512100	0000	0304	5651	133.28				THE ATLANTIC GROUP INC - Supplemental Labor	Yes.GHSOOTBLR.7859343	
0110	111	016520	016520	512100	0000	0304	5654	133.28				THE ATLANTIC GROUP INC - Supplemental Labor	Yes.GHSOOTBLR.7890465	
0110	111	016520	016520	512100	0000	0304	5654	66.64				THE ATLANTIC GROUP INC - Supplemental Labor	Yes.GHSOOTBLR.7881388	
0110	111	016520	016520	512100	0000	0304	5652	36.60				THE ATLANTIC GROUP INC - Supplemental Labor	Yes.GHSOOTBLR.7892383	
0110	111	016520	016520	512100	0000	0304	5654	66.64				THE ATLANTIC GROUP INC - Supplemental Labor	Yes.GHSOOTBLR.7897277	
0110	111	016520	016520	512100	0000	0304	5651	304.80				THE ATLANTIC GROUP INC - Supplemental Labor	Yes.GHSOOTBLR.7906933	
0110	111	016520	016520	512100	0000	0304	5651	266.40				THE ATLANTIC GROUP INC - Supplemental Labor	Yes.GHSOOTBLR.7907182	
0110	111	016520	016520	512100	0000	0304	5653	349.08				THE ATLANTIC GROUP INC - Supplemental Labor	Yes.GHSOOTBLR.7907207	
0110	111	016520	016520	512100	0000	0304	5654	66.64				THE ATLANTIC GROUP INC - Supplemental Labor	Yes.GHSOOTBLR.7907638	
0110	111	016520	016520	512100	0000	0304	5654	321.10				THE ATLANTIC GROUP INC - Supplemental Labor	Yes.GHSOOTBLR.7907641	
0110	111	016520	016520	512100	0000	0304	5654	66.64				THE ATLANTIC GROUP INC - Supplemental Labor	Yes.GHSOOTBLR.7907642	
0110	111	016520	016520	512100	0000	0304	5654	66.60				THE ATLANTIC GROUP INC - Supplemental Labor	Yes.GHSOOTBLR.7911827	
0110	111	016520	016520	512100	0000	0304	5651	219.68				THE ATLANTIC GROUP INC - Supplemental Labor	Yes.GHSOOTBLR.7912119	
0110	111	016520	016520	512100	0000	0304	5653	338.46				THE ATLANTIC GROUP INC - Supplemental Labor	Yes.GHSOOTBLR.7912140	
0110	111	016520	016520	512100	0000	0304	5653	394.38				THE ATLANTIC GROUP INC - Supplemental Labor	Yes.GHSOOTBLR.7912584	
0110	111	016520	016520	512100	0000	0304	5652	133.28				THE ATLANTIC GROUP INC - Supplemental Labor	Yes.GHSOOTBLR.7914130	
0110	111	016520	016520	512100	0000	0304	5652	36.60				THE ATLANTIC GROUP INC - Supplemental Labor	Yes.GHSOOTBLR.7919410	
0110	111	016520	016520	512100	0000	0304	5652	36.60				THE ATLANTIC GROUP INC - Supplemental Labor	Yes.GHSOOTBLR.7919411	
0110	111	016520	016520	512100	0000	0304	5652	36.60				THE ATLANTIC GROUP INC - Supplemental Labor	Yes.GHSOOTBLR.7919520	
0110	111	016520	016520	512100	0000	0304	5653	646.14				THE ATLANTIC GROUP INC - Supplemental Labor	Yes.GHSOOTBLR.7921837	
0110	111	016520	016520	512100	0000	0304	5653	879.48				THE ATLANTIC GROUP INC - Supplemental Labor	Yes.GHSOOTBLR.7921993	
0110	111	016520	016520	512100	0000	0304	5653	133.28				THE ATLANTIC GROUP INC - Supplemental Labor	Yes.GHSOOTBLR.7921900	
0110	111	016520	016520	512100	0000	0304	5654	818.16				THE ATLANTIC GROUP INC - Supplemental Labor	Yes.GHSOOTBLR.7924846	
0110	111	016520	016520	512100	0000	0304	5651	199.80				THE ATLANTIC GROUP INC - Supplemental Labor	Yes.GHSOOTBLR.7925567	
0110	111	016520	016520	512100	0000	0304	5651	66.60				THE ATLANTIC GROUP INC - Supplemental Labor	Yes.GHSOOTBLR.7925667	
0110	111	016520	016520	512100	0000	0304	5652	473.18				THE ATLANTIC GROUP INC - Supplemental Labor	Yes.GHSOOTBLR.7925600	

Case No. 2020-00350

Attachment to Response to AG-KIUC-2 Question 22(h)

Page 130 of 166

Garrett

Database ORAOBSPROD.OBSPROD
 Data Access Set LGE ENERGY LLC
 Ledger LGE ENERGY LLC
 Chart Of Accounts Accounting Flexfield
 Currency USD

Category	* List - Text Accrual
Source	* List - Text Spreadsheet
Accounting Date	* List - Date 8/31/2020
Group ID	Number 23090
Batch Name	Text PG-SRF
Journal Name	Text J701-0110-0820
Journal Description	Text Power Generation Accrual
Reverse Journal	List - Text Yes
Reversal Period/Date	List - Text SEP-2020

Upl	Company	Product	Org	Exp Org	Account	IC	Exp Type	Loc	Debit	Credit	Stat Amount	Line Description	Line DFF (Project.Task)	Messages
					* List - Text				* Number	* Number	Number	Text	List - Text	
	0110	111	016520	016520	512100	0000	0304	5652	156.16			THE ATLANTIC GROUP INC - Supplemental Labor	Yes.GHSOOTBLR.7925602	
	0110	111	016520	016520	512100	0000	0304	5654	379.74			THE ATLANTIC GROUP INC - Supplemental Labor	Yes.GHSOOTBLR.7928957	
	0110	111	016520	016520	512100	0000	0304	5653	174.54			THE ATLANTIC GROUP INC - Supplemental Labor	Yes.GHSOOTBLR.7930023	
	0110	111	016520	016520	512100	0000	0304	5654	2,255.38			THE ATLANTIC GROUP INC - Supplemental Labor	Yes.GHSOOTBLR.7930058	
	0110	111	016520	016520	512100	0000	0304	5653	233.18			THE ATLANTIC GROUP INC - Supplemental Labor	Yes.GHSOOTBLR.7930098	
	0110	111	016520	016520	512100	0000	0304	5654	281.26			THE ATLANTIC GROUP INC - Supplemental Labor	Yes.GHSOOTBLR.7930102	
	0110	111	016520	016520	512100	0000	0304	5651	66.60			THE ATLANTIC GROUP INC - Supplemental Labor	Yes.GHSOOTBLR.7930118	
	0110	111	016520	016520	512100	0000	0304	5651	133.20			THE ATLANTIC GROUP INC - Supplemental Labor	Yes.GHSOOTBLR.7937869	
	0110	111	016520	016520	511100	0000	0304	5657	864.64			THE ATLANTIC GROUP INC - Supplemental Labor	Yes.GHSTRGRND.7381791	
	0110	111	016520	016520	511100	0000	0304	5657	3,756.24			THE ATLANTIC GROUP INC - Supplemental Labor	Yes.GHSTRGRND.7426173	
	0110	111	016520	016520	511100	0000	0304	5657	2,947.20			THE ATLANTIC GROUP INC - Supplemental Labor	Yes.GHSTRGRND.7426176	
	0110	111	016520	016520	511100	0000	0304	5657	8,832.54			THE ATLANTIC GROUP INC - Supplemental Labor	Yes.GHSTRGRND.7426180	
	0110	111	016520	016520	511100	0000	0304	5652	40.36			THE ATLANTIC GROUP INC - Supplemental Labor	Yes.GHSTRGRND.7908720	
	0110	111	016520	016520	511100	0000	0304	5656	20.18			THE ATLANTIC GROUP INC - Supplemental Labor	Yes.GHSTRGRND.7912725	
	0110	111	016520	016520	511100	0000	0304	5657	20.18			THE ATLANTIC GROUP INC - Supplemental Labor	Yes.GHSTRGRND.7912727	
	0110	111	016520	016520	511100	0000	0304	5657	34.44			THE ATLANTIC GROUP INC - Supplemental Labor	Yes.GHSTRGRND.7917061	
	0110	111	016520	016520	513100	0000	0304	5651	40.36			THE ATLANTIC GROUP INC - Supplemental Labor	Yes.GHTURBGEN.7908612	
	0110	111	016520	016520	513100	0000	0304	5653	19.05			THE ATLANTIC GROUP INC - Supplemental Labor	Yes.GHTURBGEN.7910278	
	0110	111	016520	016520	513100	0000	0304	5654	19.05			THE ATLANTIC GROUP INC - Supplemental Labor	Yes.GHTURBGEN.7910279	
	0110	111	016520	016520	513100	0000	0304	5651	19.05			THE ATLANTIC GROUP INC - Supplemental Labor	Yes.GHTURBGEN.7910307	
	0110	111	016520	016520	513100	0000	0304	5652	19.05			THE ATLANTIC GROUP INC - Supplemental Labor	Yes.GHTURBGEN.7910742	
	0110	111	016520	016520	513100	0000	0304	5653	76.20			THE ATLANTIC GROUP INC - Supplemental Labor	Yes.GHTURBGEN.7914518	
	0110	111	016520	016520	513100	0000	0304	5653	38.10			THE ATLANTIC GROUP INC - Supplemental Labor	Yes.GHTURBGEN.7915303	
	0110	111	016520	016520	513100	0000	0304	5654	19.05			THE ATLANTIC GROUP INC - Supplemental Labor	Yes.GHTURBGEN.7915304	
	0110	111	016520	016520	513100	0000	0304	5651	38.10			THE ATLANTIC GROUP INC - Supplemental Labor	Yes.GHTURBGEN.7915368	
	0110	111	016520	016520	513100	0000	0304	5652	38.10			THE ATLANTIC GROUP INC - Supplemental Labor	Yes.GHTURBGEN.7915812	
	0110	111	016520	016520	513100	0000	0304	5652	87.84			THE ATLANTIC GROUP INC - Supplemental Labor	Yes.GHTURBGEN.7917134	
	0110	111	016520	016520	513100	0000	0304	5654	405.04			THE ATLANTIC GROUP INC - Supplemental Labor	Yes.GHTURBGEN.7932791	
	0110	111	016520	016520	513100	0000	0304	5656	21.96			THE ATLANTIC GROUP INC - Supplemental Labor	Yes.GHTWTRS.7916513	
	0110	111	016520	016520	513100	0000	0304	5655	54.04			THE ATLANTIC GROUP INC - Supplemental Labor	Yes.GHTWTRS.7929348	
	0110	111	016520	016520	513100	0000	0304	5655	108.08			THE ATLANTIC GROUP INC - Supplemental Labor	Yes.GHTWTRS.7935173	
	0110	111	016520	016520	512100	0000	0304	5656	40.36			THE ATLANTIC GROUP INC - Supplemental Labor	Yes.GHTWTRTRM.7912724	
	0110	111	016520	016520	506159	0000	0304	5653	3,134.59			FACILITIES PERFORMANCE GROUP LLC - Supplemental Labor	Yes.GHSO3OPS.7676212	
	0110	111	016520	016520	506159	0000	0304	5654	3,182.55			FACILITIES PERFORMANCE GROUP LLC - Supplemental Labor	Yes.GHSO3OPS.7676235	
	0110	111	016520	016520	506159	0000	0304	5652	3,134.59			FACILITIES PERFORMANCE GROUP LLC - Supplemental Labor	Yes.GHSO3OPS.7676236	
	0110	111	016520	016520	506159	0000	0304	5651	3,134.59			FACILITIES PERFORMANCE GROUP LLC - Supplemental Labor	Yes.GHSO3OPS.7680882	
	0110	111	016520	016520	511100	0000	0304	5657	4,871.72			FACILITIES PERFORMANCE GROUP LLC - Supplemental Labor	Yes.GHSTRGRND.7674730	
	0110	111	016520	016520	511100	0000	0304	5657	4,618.08			FACILITIES PERFORMANCE GROUP LLC - Supplemental Labor	Yes.GHSTRGRND.7710027	
	0110	111	016520	016520	511100	0000	0304	5651	5,863.57			FACILITIES PERFORMANCE GROUP LLC - Supplemental Labor	Yes.GHSTRGRND.7841646	
	0110	111	016520	016520	511100	0000	0304	5657	2,593.84			FACILITIES PERFORMANCE GROUP LLC - Supplemental Labor	Yes.GHSTRGRND.7841648	
	0110	111	016520	016520	511100	0000	0304	5657	6,440.99			FACILITIES PERFORMANCE GROUP LLC - Supplemental Labor	Yes.GHSTRGRND.7841649	
	0110	111	016710	002130	186074	0100	0375	0172	140,335.49			CR7 LTPC Variable Fee CT1 Service (KU) Siemens - Q3	Yes.CR7LTPCKULTPC186	
	0110	111	016710	002130	186074	0100	0475	0172	343,579.99			CR7 LTPC Variable Fee CT1 Matl (KU) Siemens - Q3	Yes.CR7LTPCKULTPC186	
	0110	111	016710	002130	186074	0100	0375	0172	140,335.49			CR7 LTPC Variable Fee CT2 Service (KU) Siemens - Q3	Yes.CR7LTPCKULTPC186	
	0110	111	016710	002130	186074	0100	0475	0172	343,579.99			CR7 LTPC Variable Fee CT2 Matl (KU) Siemens - Q3	Yes.CR7LTPCKULTPC186	
	0110	105	015590	015590	232031	0000	0699	0000		548,726.20				Yes.112958.232031
	0110	105	015590	015590	232032	0000	0699	0000		7,331.94				Yes.112958.232032
	0110	105	015590	015590	232033	0000	0699	0000						Yes.112958.232033
	0110	111	015590	006250	232001	0100	0699	0000		1,113,322.31		Power Generation Monthly Accrual		Yes.112958.PPD
	0110	111	015590	015590	232001	0000	0699	0000		869,867.31		Power Generation Monthly Accrual		Yes.112958.PPD
	0110	111	015590	015590	143012	0000	0699	0000	389,086.02			Power Generation Monthly Accrual-Beneficial ReUse		Yes.112958.143012
	0110	111	015590	015590	143012	0000	0699	0000				Power Generation Inventory		Yes.112958.143012
Totals:									2,928,333.78	2,928,333.78				

Description: Power Generation Accrual

Prepared by: S Farrell Approved by: Stacy Ritchey Posted by: S Farrell

Upload/Concurrent ID: 53898565 Reversal Concurrent ID: 53975904
 Posted/Concurrent ID: 53901178 Reversal Posted/Concurrent ID: 53975915

Case No. 2020-00350
 Attachment to Response to AG-KIUC-2 Question 22(h)
 Page 131 of 166
 Garrett

Database ORAOEBSPROD.OEBSPROD
 Data Access Set LGE ENERGY LLC
 Ledger LGE ENERGY LLC
 Chart Of Accounts Accounting Flexfield
 Currency USD

Category	* List - Text Accrual
Source	* List - Text Spreadsheet
Accounting Date	* List - Date 9/30/2020
Group ID	Number 29090
Batch Name	Text PG-SRF
Journal Name	Text J701-0110-0920
Journal Description	Text Power Generation Accrual
Reverse Journal	List - Text Yes
Reversal Period/Date	List - Text OCT-2020

Upl	Company	Product	Org	Exp Org	Account	IC	Exp Type	Loc	Debit	Credit	Stat Amount	Line Description	Line DFF (Project/Task)	Messages
					* List - Text				* Number	* Number	Number	Text	List - Text	
	0110	111	016220	016300	186075	0000	0375	5636	67,050.68			BRCT LTSA Fixed/EOH Fee for CT6 Service (KU) GE International - 2020 Q3	Yes.156327KU.BRCT6	
	0110	111	016220	016300	186075	0000	0375	5637	212,907.34			BRCT LTSA Fixed/EOH Fee for CT7 Service (KU) GE International - 2020 Q3	Yes.156327KU.BRCT7	
	0100	111	002040	016300	186075	0110	0375	0460	41,095.58			BRCT LTSA Fixed/EOH Fee for CT6 Service (LGE) GE International - 2020 Q3	Yes.156327LGE.BRCT6	
	0100	111	002040	016300	186075	0110	0375	0461	130,491.60			BRCT LTSA Fixed/EOH Fee for CT7 Service (LGE) GE International - 2020 Q3	Yes.156327LGE.BRCT7	
	0110	111	016220	016220	514100	0000	0301	5620	1,500.00			Accrual-PO 688395-JOHNSON CONTROLS FIRE PROTECTION LP-SHED FIRE	Yes.BRMISCEQ.7777549	
	0110	111	016220	016220	512100	0000	0301	5620	16,862.50			Accrual-PO 700585-ROAD AND RAIL SERVICES INC-RAILROAD REPAIRS AS	Yes.BRFUELHAN.5620	
	0110	111	016220	016220	502013	0000	0301	5620	2,500.00			Accrual-PO -SALIA CONSTRUCTION COMPANY LLC-GRAVEL	Yes.BRLANDFIL.502013	
	0110	111	016220	016220	506100	0000	0301	5620	11,000.00			Accrual-PO 701081-INDUSTRIAL SAFETY AND TRAINING SERVICES-HAZ-WO	Yes.BRSAFETY.5620	
	0110	111	016300	016300	553010	0000	0301	5640	801.00			Accrual-PO 698300-KAESER COMPRESSORS INC-REPAIR OMEGA 220 BLO	Yes.BRCTCOMB.7927443	
	0110	111	016300	016300	552100	0000	0301	5640	6,500.00			Accrual-PO 698349-BAKER BOHNERT LLC-LABOR & EQUIPMENT TO REMO	Yes.BRCTEXSYS.7930070	
	0110	111	016300	016300	552100	0000	0301	5642	4,100.00			Accrual-PO 699496-UNITED RENTALS INC-RENTAL OF SPOT COOLER	Yes.BRCTSG.5642	
	0110	111	016300	016300	553010	0000	0301	5633	8,000.00			Accrual-PO 694268-AARDCO-(Not to exceed) 2 men x 5 days x 8 hours per day	Yes.BRCTSTOR.7560622	
	0110	111	016300	016300	554100	0000	0301	5633	4,633.20			Accrual-PO 696093-ALIMAK GROUP USA INC-LABOR TO REPLACE CPU ON	Yes.BRCTSTOR.7593632	
	0110	111	016300	016300	553010	0000	0301	5633	1,500.00			Accrual-PO 700877-MISTRAS GROUP INC-NDE SUPPORT OF AMMONIA COM	Yes.BRCTSTOR.7560622	
	0110	111	016910	016910	542100	0000	0301	5691	54,197.50			Accrual-PO 696394-GLENN INDUSTRIAL GROUP INC-INSPECT INTAKE TUNN	Yes.DXSTRGR.5691	
	0110	111	016220	016220	107001	0000	0301	5620	2,515.27			Accrual-PO 699279-KEPS INC-LABOR TO REBUILD PUMP PER QUOTE KRC	Yes.148002.107001	
	0110	111	016220	016220	107001	0000	0452	5620	17,890.11			Accrual-PO 699279-KEPS INC-MATERIAL TO REBUILD PUMP PER QUOTE K	Yes.148002.107001	
	0110	111	016220	016220	107001	0000	0301	5623	123,313.93			Accrual-PO 696964-MECHANICAL CONSTRUCTION SERVICES INC-95% OF V	Yes.157379.107001	
	0110	111	016220	016220	107001	0000	0301	5623	206,000.00			Accrual-PO 666017-KSB INC-INSPECTION & REPAIR OF LUVAC PUMP	Yes.158723.107001	
	0110	111	016220	016220	107001	0000	0301	5630	381,490.93			Accrual-PO 697561-MECHANICAL CONSTRUCTION SERVICES INC-LABOR &	Yes.159633.107001	
	0110	111	016220	016220	107001	0000	0452	5623	67,000.00			Accrual-PO 673866-KSB INC-CYCLONE SEPARATOR SYSTEM FOR BROWN	Yes.159642.107001	
	0110	111	016220	016220	107001	0000	0301	5630	5,945.00			Accrual-PO 697515-DUECHTING PUMPS NORTH AMERICA LP-DEUECHTING	Yes.160686.107001	
	0110	111	016220	016220	107001	0000	0301	5623	41,909.00			Accrual-PO 699062-GE STEAM POWER INC-LABOR TO REBUILD 3-3 GEARB	Yes.163671.107001	
	0110	111	016300	016300	107001	0000	0301	5645	2,000.00			Accrual-PO 635342-AGE ENGINEERING SERVICES INC--CONDUCT ADDITIO	Yes.144541.107001	
	0110	111	016300	016300	107001	0000	0301	5645	7,704.00			Accrual-PO 699065-DOSS AND HORKY INC-BUILD A SHELTER	Yes.156176.107001	
	0110	111	016300	016300	107001	0000	0301	5642	48,756.60			Accrual-PO 692467-EN ENGINEERING LLC-COMPLETION OF PANEL FABRIC	Yes.157267.107001	
	0110	111	016300	016300	107001	0000	0301	5642	13,211.00			Accrual-PO 697846-READY ELECTRIC CO INC-REDUCING STATION CONTR	Yes.157267.107001	
	0110	111	016300	016300	107001	0000	0301	5642	1,689.00			Accrual-PO 697846-READY ELECTRIC CO INC-CONDUIT INSTALL LABOR	Yes.157274.107001	
	0110	111	016300	016300	107001	0000	0301	5635	16,268.00			Accrual-PO 699763-IEECO-BATTERIES ARRIVED	Yes.159657.107001	
	0110	111	016300	016300	107001	0000	0301	5636	16,268.00			Accrual-PO 699763-IEECO-BATTERIES ARRIVED	Yes.159659.107001	
	0110	111	016300	016300	107001	0000	0301	5637	16,268.00			Accrual-PO 699763-IEECO-BATTERIES ARRIVED	Yes.159662.107001	
	0110	111	016910	016910	107001	0000	0301	5691	30,000.00			Accrual-PO -HDR-DESIGN MEMORANDUM #1	Yes.146434.107001	
	0110	111	016300	016300	549100	0000	0301	5636	900.00			Accrual-PO 635044-Airgas-Mid America-CT6 Nitrogen Tube Trailer Rental	Yes.BRCTMEXP.CT6GAS	
	0110	111	016300	016300	549100	0000	0301	5637	900.00			Accrual-PO 635044-Airgas-Mid America-CT7 Nitrogen Tube Trailer Rental	Yes.BRCTMEXP.CT7GAS	
	0110	111	016220	016220	505100	0000	0301	5620	950.00			Accrual-PO 543337-Airgas-Mid America-BR Steam Hydrogen Tube Trailer Rental	Yes.BRHYDCRBN.5620	
	0110	111	016220	016220	502002	0000	0413	5620	3,000.00			Accrual-PO 580526-Brenntag MidSouth-BR Water Treatment Chemicals	Yes.BRWTCHEM.5620	
	0110	111	016220	016220	511100	0000	0303	5620	3,500.00			Accrual-PO -Day & Zimmerman-Cleaning Supplies	Yes.BRSTRGR.5620	
	0110	111	016220	016220	514100	0000	0301	5620	7,000.00			Accrual-PO 637541-Black and Veatch Corp-Remote Performance Monitoring	Yes.BRSFWLIC.RPM	
	0110	111	016220	016220	502013	0000	0304	5620	61,000.00			Accrual-PO -SALIA-Landfill Operation	Yes.BRLANDFIL.502013	
	0110	111	016380	016220	554100	0000	0301	6001	3,750.00			Accrual-PO 639730-BAIN'S LAWN & LANDSCAPING LLC-Simpsonville Solar Sh	Yes.SLRSHRMT.C.MOWING	
	0110	111	016220	016020	514100	0000	0301	5605	3,785.00			Accrual-PO 639730-BAIN'S LAWN & LANDSCAPING LLC-Tyrone Mowing	Yes.TYMISCEXP.MOWING	
	0110	111	016220	016220	506100	0000	0301	5620	13,034.00			Accrual-PO 639730-BAIN'S LAWN & LANDSCAPING LLC-Brown Steam Mowing	Yes.BRMISCEXP.MOWING	
	0110	111	016300	016300	549100	0000	0301	5642	2,502.75			Accrual-PO 639730-BAIN'S LAWN & LANDSCAPING LLC-Combustion Turbine M	Yes.BRCTMEXP.MOWING	
	0110	111	016910	016220	539100	0000	0301	5691	1,668.57			Accrual-PO 639730-BAIN'S LAWN & LANDSCAPING LLC-Dix Dam Mowing	Yes.DXMISCEXP.MOWING	
	0110	111	016390	016220	554100	0000	0301	5648	2,082.00			Accrual-PO 639730-BAIN'S LAWN & LANDSCAPING LLC-Brown Solar Mowing	Yes.BRSLRMT.C.MOWING	
	0110	111	016300	016220	549100	0000	0663	5642	1,000.00			Accrual-PO 659558-Lake Village-Water	Yes.BRCTWTRUSE.5642	
	0110	111	016220	016220	506100	0000	0663	5620	1,000.00			Accrual-PO 659558-Lake Village-Water	Yes.BRWTRUSE.5620	

Case No. 2020-00350
 Attachment to Response to AG-KIUC-2 Question 22(h)
 Page 132 of 166
 Garrett

Database ORAOEBSPROD.OEBSPROD
 Data Access Set LGE ENERGY LLC
 Ledger LGE ENERGY LLC
 Chart Of Accounts Accounting Flexfield
 Currency USD

Category	* List - Text	Accrual
Source	* List - Text	Spreadsheet
Accounting Date	* List - Date	9/30/2020
Group ID	Number	29090
Batch Name	Text	PG-SRF
Journal Name	Text	J701-0110-0920
Journal Description	Text	Power Generation Accrual
Reverse Journal	List - Text	Yes
Reversal Period/Date	List - Text	OCT-2020

Upi	Company	Product	Org	Exp Org	Account	IC	Exp Type	Loc	Debit	Credit	Stat Amount	Line Description	Line DFF (Project/Task)	Messages
					* List - Text				* Number	* Number	Number	Text	List - Text	
	0110	111	016220	016220	512017	0000	0304	5623	90.68			Accrual-PO-DAY & ZIMMERMAN (ATLANTIC GROUP)-TRAC SERVICES	Yes.BRASHHAND.7934330	
	0110	111	016220	016220	512017	0000	0304	5623	45.34			Accrual-PO-DAY & ZIMMERMAN (ATLANTIC GROUP)-TRAC SERVICES	Yes.BRASHHAND.7934481	
	0110	111	016220	016220	512017	0000	0304	5623	45.34			Accrual-PO-DAY & ZIMMERMAN (ATLANTIC GROUP)-TRAC SERVICES	Yes.BRASHHAND.7934311	
	0110	111	016220	016220	512017	0000	0304	5620	235.55			Accrual-PO-DAY & ZIMMERMAN (ATLANTIC GROUP)-TRAC SERVICES	Yes.BRASHHAND.7934862	
	0110	111	016220	016220	512017	0000	0304	5620	168.25			Accrual-PO-DAY & ZIMMERMAN (ATLANTIC GROUP)-TRAC SERVICES	Yes.BRASHHAND.7935921	
	0110	111	016220	016220	512017	0000	0304	5620	269.20			Accrual-PO-DAY & ZIMMERMAN (ATLANTIC GROUP)-TRAC SERVICES	Yes.BRASHHAND.7936688	
	0110	111	016220	016220	512017	0000	0304	5620	269.20			Accrual-PO-DAY & ZIMMERMAN (ATLANTIC GROUP)-TRAC SERVICES	Yes.BRASHHAND.7937570	
	0110	111	016220	016220	512017	0000	0304	5620	168.25			Accrual-PO-DAY & ZIMMERMAN (ATLANTIC GROUP)-TRAC SERVICES	Yes.BRASHHAND.7938683	
	0110	111	016220	016220	512017	0000	0304	5620	235.55			Accrual-PO-DAY & ZIMMERMAN (ATLANTIC GROUP)-TRAC SERVICES	Yes.BRASHHAND.7940227	
	0110	111	016220	016220	512017	0000	0304	5620	269.20			Accrual-PO-DAY & ZIMMERMAN (ATLANTIC GROUP)-TRAC SERVICES	Yes.BRASHHAND.7941369	
	0110	111	016220	016220	512017	0000	0304	5623	80.48			Accrual-PO-DAY & ZIMMERMAN (ATLANTIC GROUP)-TRAC SERVICES	Yes.BRASHHAND.7935578	
	0110	111	016220	016220	512017	0000	0304	5623	40.24			Accrual-PO-DAY & ZIMMERMAN (ATLANTIC GROUP)-TRAC SERVICES	Yes.BRASHHAND.7951852	
	0110	111	016220	016220	512017	0000	0304	5623	40.24			Accrual-PO-DAY & ZIMMERMAN (ATLANTIC GROUP)-TRAC SERVICES	Yes.BRASHHAND.7951858	
	0110	111	016220	016220	512005	0000	0304	5630	80.48			Accrual-PO-DAY & ZIMMERMAN (ATLANTIC GROUP)-TRAC SERVICES	Yes.BRFGDLHD.7937463	
	0110	111	016220	016220	512100	0000	0304	5620	16.82			Accrual-PO-DAY & ZIMMERMAN (ATLANTIC GROUP)-TRAC SERVICES	Yes.BRFUELHAN.7940281	
	0110	111	016220	016220	512100	0000	0304	5620	100.95			Accrual-PO-DAY & ZIMMERMAN (ATLANTIC GROUP)-TRAC SERVICES	Yes.BRFUELHAN.7935700	
	0110	111	016220	016220	512100	0000	0304	5623	40.24			Accrual-PO-DAY & ZIMMERMAN (ATLANTIC GROUP)-TRAC SERVICES	Yes.BRFUELHAN.7962471	
	0110	111	016220	016220	513100	0000	0304	5623	317.38			Accrual-PO-DAY & ZIMMERMAN (ATLANTIC GROUP)-TRAC SERVICES	Yes.BRMISCEQ.7943024	
	0110	111	016220	016220	511100	0000	0304	5621	45.34			Accrual-PO-DAY & ZIMMERMAN (ATLANTIC GROUP)-TRAC SERVICES	Yes.BRMISCEQ.7943448	
	0110	111	016220	016220	514100	0000	0304	5620	33.65			Accrual-PO-DAY & ZIMMERMAN (ATLANTIC GROUP)-TRAC SERVICES	Yes.BRMISCEQ.7936453	
	0110	111	016220	016220	514100	0000	0304	5620	67.30			Accrual-PO-DAY & ZIMMERMAN (ATLANTIC GROUP)-TRAC SERVICES	Yes.BRMISCEQ.7934772	
	0110	111	016220	016220	514100	0000	0304	5620	50.48			Accrual-PO-DAY & ZIMMERMAN (ATLANTIC GROUP)-TRAC SERVICES	Yes.BRMISCEQ.7943147	
	0110	111	016220	016220	514100	0000	0304	5620	50.48			Accrual-PO-DAY & ZIMMERMAN (ATLANTIC GROUP)-TRAC SERVICES	Yes.BRMISCEQ.7943502	
	0110	111	016220	016220	514100	0000	0304	5620	67.30			Accrual-PO-DAY & ZIMMERMAN (ATLANTIC GROUP)-TRAC SERVICES	Yes.BRMISCEQ.7936461	
	0110	111	016220	016220	511100	0000	0304	5620	7,329.31			Accrual-PO-DAY & ZIMMERMAN (ATLANTIC GROUP)-TRAC SERVICES	Yes.BRSTRGR.7084290	
	0110	111	016220	016220	511100	0000	0304	5620	11,512.34			Accrual-PO-DAY & ZIMMERMAN (ATLANTIC GROUP)-TRAC SERVICES	Yes.BRSTRGR.7769243	
	0110	111	016220	016220	511100	0000	0304	5620	645.17			Accrual-PO-DAY & ZIMMERMAN (ATLANTIC GROUP)-TRAC SERVICES	Yes.BRSTRGR.7871726	
	0110	111	016220	016220	511100	0000	0304	5620	40.24			Accrual-PO-DAY & ZIMMERMAN (ATLANTIC GROUP)-TRAC SERVICES	Yes.BRSTRGR.7937572	
	0110	111	016220	016220	511100	0000	0304	5620	148.40			Accrual-PO-DAY & ZIMMERMAN (ATLANTIC GROUP)-TRAC SERVICES	Yes.BRSTRGR.7936715	
	0110	111	016220	016220	511100	0000	0304	5620	67.30			Accrual-PO-DAY & ZIMMERMAN (ATLANTIC GROUP)-TRAC SERVICES	Yes.BRSTRGR.7915443	
	0110	111	016220	016220	511100	0000	0304	5620	100.95			Accrual-PO-DAY & ZIMMERMAN (ATLANTIC GROUP)-TRAC SERVICES	Yes.BRSTRGR.7938373	
	0110	111	016220	016220	511100	0000	0304	5620	80.48			Accrual-PO-DAY & ZIMMERMAN (ATLANTIC GROUP)-TRAC SERVICES	Yes.BRSTRGR.7935926	
	0110	111	016220	016220	511100	0000	0304	5620	80.48			Accrual-PO-DAY & ZIMMERMAN (ATLANTIC GROUP)-TRAC SERVICES	Yes.BRSTRGR.7940235	
	0110	111	016220	016220	511100	0000	0304	5620	80.48			Accrual-PO-DAY & ZIMMERMAN (ATLANTIC GROUP)-TRAC SERVICES	Yes.BRSTRGR.7940056	
	0110	111	016220	016220	511100	0000	0304	5620	80.48			Accrual-PO-DAY & ZIMMERMAN (ATLANTIC GROUP)-TRAC SERVICES	Yes.BRSTRGR.7941375	
	0110	111	016220	016220	511100	0000	0304	5620	317.04			Accrual-PO-DAY & ZIMMERMAN (ATLANTIC GROUP)-TRAC SERVICES	Yes.BRSTRGR.7942456	
	0110	111	016910	016220	545100	0000	0304	5691	67.30			Accrual-PO-DAY & ZIMMERMAN (ATLANTIC GROUP)-TRAC SERVICES	Yes.DXMPE.7939941	
	0110	111	016910	016220	545100	0000	0304	5691	33.65			Accrual-PO-DAY & ZIMMERMAN (ATLANTIC GROUP)-TRAC SERVICES	Yes.DXMPE.7940024	
	0110	111	016910	016220	542100	0000	0304	5691	40.24			Accrual-PO-DAY & ZIMMERMAN (ATLANTIC GROUP)-TRAC SERVICES	Yes.DXSTRGR.7937405	
	0110	111	016910	016220	542100	0000	0304	5691	80.48			Accrual-PO-DAY & ZIMMERMAN (ATLANTIC GROUP)-TRAC SERVICES	Yes.DXSTRGR.7937562	
	0110	111	016910	016220	542100	0000	0304	5691	80.48			Accrual-PO-DAY & ZIMMERMAN (ATLANTIC GROUP)-TRAC SERVICES	Yes.DXSTRGR.7935915	
	0110	111	016910	016220	542100	0000	0304	5691	40.24			Accrual-PO-DAY & ZIMMERMAN (ATLANTIC GROUP)-TRAC SERVICES	Yes.DXSTRGR.7940217	
	0110	111	016910	016220	542100	0000	0304	5691	80.48			Accrual-PO-DAY & ZIMMERMAN (ATLANTIC GROUP)-TRAC SERVICES	Yes.DXSTRGR.7937481	
	0110	111	016910	016220	542100	0000	0304	5691	80.48			Accrual-PO-DAY & ZIMMERMAN (ATLANTIC GROUP)-TRAC SERVICES	Yes.DXSTRGR.7938687	
	0110	111	016910	016220	542100	0000	0304	5691	80.48			Accrual-PO-DAY & ZIMMERMAN (ATLANTIC GROUP)-TRAC SERVICES	Yes.DXSTRGR.7941362	
	0110	111	016220	016220	502013	0000	0304	5620	3,869.20			Accrual-PO-DAY & ZIMMERMAN (ATLANTIC GROUP)-TRAC SERVICES	Yes.BRCCROPS.7322092	
	0110	111	016300	016220	554100	0000	0304	5642	50.48			Accrual-PO-DAY & ZIMMERMAN (ATLANTIC GROUP)-TRAC SERVICES	Yes.BRCCROPS.7322092	
	0110	111	016220	016220	501090	0000	0304	5620	20,093.32			Accrual-PO-DAY & ZIMMERMAN (ATLANTIC GROUP)-TRAC SERVICES	Yes.BROPSFH.7794658	

Attachment to Response to AG-KIUC-2 Question 22(h)
 Case No. 2020-00350
 Page 133 of 166
 Garrett

Database ORAOEBSPROD.OEBSPROD
 Data Access Set LGE ENERGY LLC
 Ledger LGE ENERGY LLC
 Chart Of Accounts Accounting Flexfield
 Currency USD

Category	* List - Text Accrual
Source	* List - Text Spreadsheet
Accounting Date	* List - Date 9/30/2020
Group ID	Number 29090
Batch Name	Text PG-SRF
Journal Name	Text J701-0110-0920
Journal Description	Text Power Generation Accrual
Reverse Journal	List - Text Yes
Reversal Period/Date	List - Text OCT-2020

Upl	Company	Product	Org	Exp Org	Account	IC	Exp Type	Loc	Debit	Credit	Stat Amount	Line Description	Line DFF (Project/Task)	Messages
					* List - Text				* Number	* Number	Number	Text	List - Text	
	0110	111	016220	016220	512107	0000	0304	5620	45.34			Accrual-PO-DAY & ZIMMERMAN (ATLANTIC GROUP)-TRAC SERVICES	Yes.BRCCRGYP.7937577	
	0110	111	016220	016220	512107	0000	0304	5620	638.96			Accrual-PO-DAY & ZIMMERMAN (ATLANTIC GROUP)-TRAC SERVICES	Yes.BRCCRGYP.7925497	
	0110	111	016220	016220	512107	0000	0304	5620	321.92			Accrual-PO-DAY & ZIMMERMAN (ATLANTIC GROUP)-TRAC SERVICES	Yes.BRCCRGYP.7938794	
	0110	111	016220	016220	512107	0000	0304	5620	321.92			Accrual-PO-DAY & ZIMMERMAN (ATLANTIC GROUP)-TRAC SERVICES	Yes.BRCCRGYP.7954402	
	0110	111	016220	016220	512107	0000	0304	5620	45.34			Accrual-PO-DAY & ZIMMERMAN (ATLANTIC GROUP)-TRAC SERVICES	Yes.BRCCRFY.7935840	
	0110	111	016220	016220	512107	0000	0304	5620	45.34			Accrual-PO-DAY & ZIMMERMAN (ATLANTIC GROUP)-TRAC SERVICES	Yes.BRCCRFY.7935849	
	0110	111	016220	016220	512107	0000	0304	5620	226.70			Accrual-PO-DAY & ZIMMERMAN (ATLANTIC GROUP)-TRAC SERVICES	Yes.BRCCRFY.7916058	
	0110	111	016220	016220	512107	0000	0304	5620	45.34			Accrual-PO-DAY & ZIMMERMAN (ATLANTIC GROUP)-TRAC SERVICES	Yes.BRCCRFY.7934790	
	0110	111	016220	016220	512107	0000	0304	5620	45.34			Accrual-PO-DAY & ZIMMERMAN (ATLANTIC GROUP)-TRAC SERVICES	Yes.BRCCRFY.7940161	
	0110	111	016220	016220	512107	0000	0304	5620	80.48			Accrual-PO-DAY & ZIMMERMAN (ATLANTIC GROUP)-TRAC SERVICES	Yes.BRCCRFY.7935892	
	0110	111	016220	016220	512107	0000	0304	5620	80.48			Accrual-PO-DAY & ZIMMERMAN (ATLANTIC GROUP)-TRAC SERVICES	Yes.BRCCRFY.7935874	
	0110	111	016220	016220	512107	0000	0304	5620	80.48			Accrual-PO-DAY & ZIMMERMAN (ATLANTIC GROUP)-TRAC SERVICES	Yes.BRCCRFY.7935857	
	0110	111	016220	016220	512107	0000	0304	5620	80.48			Accrual-PO-DAY & ZIMMERMAN (ATLANTIC GROUP)-TRAC SERVICES	Yes.BRCCRFY.7935823	
	0110	111	016220	016220	512107	0000	0304	5620	80.48			Accrual-PO-DAY & ZIMMERMAN (ATLANTIC GROUP)-TRAC SERVICES	Yes.BRCCRFY.7940189	
	0110	111	016220	016220	512005	0000	0304	5630	90.68			Accrual-PO-DAY & ZIMMERMAN (ATLANTIC GROUP)-TRAC SERVICES	Yes.BRFGDMPE.7934119	
	0110	111	016220	016220	512005	0000	0304	5630	90.68			Accrual-PO-DAY & ZIMMERMAN (ATLANTIC GROUP)-TRAC SERVICES	Yes.BRFGDMPE.7936483	
	0110	111	016220	016220	512005	0000	0304	5630	73.04			Accrual-PO-DAY & ZIMMERMAN (ATLANTIC GROUP)-TRAC SERVICES	Yes.BRFGDMPE.7959712	
	0110	111	016220	016220	512005	0000	0304	5630	120.72			Accrual-PO-DAY & ZIMMERMAN (ATLANTIC GROUP)-TRAC SERVICES	Yes.BRFGDMPE.7936496	
	0110	111	016220	016220	512005	0000	0304	5630	45.34			Accrual-PO-DAY & ZIMMERMAN (ATLANTIC GROUP)-TRAC SERVICES	Yes.BRFGDLPR.7939312	
	0110	111	016220	016220	512005	0000	0304	5630	45.34			Accrual-PO-DAY & ZIMMERMAN (ATLANTIC GROUP)-TRAC SERVICES	Yes.BRFGDLPR.7939375	
	0110	111	016910	016220	544100	0000	0304	5691	90.68			Accrual-PO-DAY & ZIMMERMAN (ATLANTIC GROUP)-TRAC SERVICES	Yes.DXTURGEN.7928622	
	0110	111	016220	016220	512005	0000	0304	5630	90.68			Accrual-PO-DAY & ZIMMERMAN (ATLANTIC GROUP)-TRAC SERVICES	Yes.BRFGDLMS.7940103	
	0110	111	016220	016220	512100	0000	0304	5623	482.88			Accrual-PO-DAY & ZIMMERMAN (ATLANTIC GROUP)-TRAC SERVICES	Yes.BRPULV.7961505	
	0110	111	016220	016220	512100	0000	0304	5623	40.24			Accrual-PO-DAY & ZIMMERMAN (ATLANTIC GROUP)-TRAC SERVICES	Yes.BRPULV.7959720	
	0110	111	016220	016220	512107	0000	0304	5620	90.68			Accrual-PO-DAY & ZIMMERMAN (ATLANTIC GROUP)-TRAC SERVICES	Yes.BRCCRBOT.7936559	
	0110	111	016220	016220	512107	0000	0304	5620	45.34			Accrual-PO-DAY & ZIMMERMAN (ATLANTIC GROUP)-TRAC SERVICES	Yes.BRCCRBOT.7940187	
	0110	111	016220	016220	512107	0000	0304	5620	45.34			Accrual-PO-DAY & ZIMMERMAN (ATLANTIC GROUP)-TRAC SERVICES	Yes.BRCCRBOT.7940169	
	0110	111	016220	016220	513100	0000	0304	5620	90.68			Accrual-PO-DAY & ZIMMERMAN (ATLANTIC GROUP)-TRAC SERVICES	Yes.BRSRVWAT.7934251	
	0110	111	016220	016220	513100	0000	0304	5623	45.34			Accrual-PO-DAY & ZIMMERMAN (ATLANTIC GROUP)-TRAC SERVICES	Yes.BRSRVWAT.7937560	
	0110	111	016220	016220	513100	0000	0304	5623	45.34			Accrual-PO-DAY & ZIMMERMAN (ATLANTIC GROUP)-TRAC SERVICES	Yes.BRSRVWAT.7940215	
	0110	111	016220	016220	513100	0000	0304	5623	181.36			Accrual-PO-DAY & ZIMMERMAN (ATLANTIC GROUP)-TRAC SERVICES	Yes.BRCIRCWAT.7933332	
	0110	111	016220	016220	513100	0000	0304	5623	90.68			Accrual-PO-DAY & ZIMMERMAN (ATLANTIC GROUP)-TRAC SERVICES	Yes.BRCIRCWAT.7937557	
	0110	111	016220	016220	513100	0000	0304	5623	136.02			Accrual-PO-DAY & ZIMMERMAN (ATLANTIC GROUP)-TRAC SERVICES	Yes.BRCIRCWAT.7940212	
	0110	111	016220	016220	512100	0000	0304	5623	45.34			Accrual-PO-DAY & ZIMMERMAN (ATLANTIC GROUP)-TRAC SERVICES	Yes.BRBOILERS.7938314	
	0110	111	016220	016220	512100	0000	0304	5623	90.68			Accrual-PO-DAY & ZIMMERMAN (ATLANTIC GROUP)-TRAC SERVICES	Yes.BRFEEDWAT.7941394	
	0110	111	016220	016220	512100	0000	0304	5623	90.68			Accrual-PO-DAY & ZIMMERMAN (ATLANTIC GROUP)-TRAC SERVICES	Yes.BRFEEDWAT.7941038	
	0110	111	016220	016220	513100	0000	0304	5623	90.68			Accrual-PO-DAY & ZIMMERMAN (ATLANTIC GROUP)-TRAC SERVICES	Yes.BRTURGEN.7941168	
	0110	111	016220	016220	108901	0000	0304	5620	319.48			Accrual-PO-DAY & ZIMMERMAN (ATLANTIC GROUP)-TRAC SERVICES	Yes.147992.7917622	
	0110	111	016220	016220	108901	0000	0304	5620	958.44			Accrual-PO-DAY & ZIMMERMAN (ATLANTIC GROUP)-TRAC SERVICES	Yes.147992.7917624	
	0110	111	016220	016220	512107	0000	0304	5620	80.48			Accrual-PO-DAY & ZIMMERMAN (ATLANTIC GROUP)-TRAC SERVICES	Yes.BRCCRMPE.7937534	
	0110	111	016220	016220	512152	0000	0304	5623	160.96			Accrual-PO-DAY & ZIMMERMAN (ATLANTIC GROUP)-TRAC SERVICES	Yes.BRAQCOTH.7963853	
	0110	111	016220	016220	512152	0000	0304	5623	80.48			Accrual-PO-DAY & ZIMMERMAN (ATLANTIC GROUP)-TRAC SERVICES	Yes.BRAQCOTH.7958921	
	0110	111	016020	016220	511100	0000	0304	5605	638.96			Accrual-PO-DAY & ZIMMERMAN (ATLANTIC GROUP)-TRAC SERVICES	Yes.TYWATTRT.7927375	
	0110	111	016220	016220	512005	0000	0304	5630	80.48			Accrual-PO-DAY & ZIMMERMAN (ATLANTIC GROUP)-TRAC SERVICES	Yes.BRFGDGYS.7952140	
	0110	111	016220	016220	512100	0000	0304	5623	160.96			Accrual-PO-DAY & ZIMMERMAN (ATLANTIC GROUP)-TRAC SERVICES	Yes.BRWATTRT.7953732	
	0110	111	016220	016220	512005	0000	0304	5630	634.08			Accrual-PO-DAY & ZIMMERMAN (ATLANTIC GROUP)-TRAC SERVICES	Yes.BRFGDABS.7936161	
	0110	111	016520	016520	107001	0000	0452	5651	31,674.04			GH1 PJFF Cages	Yes.GHSTRGRND.7928513	
	0110	111	016520	016520	511100	0000	0301	5657	25,000.00			(COATINGS) U1 FUEL OIL PIPING , CONTAINMENT AREA&TANKS		

Attachment to Response to AG-KIUC-2 Question 22(h)

Case No. 2020-00350

Page 134 of 166

Garrett

Database ORAOEBSPROD.OEBSPROD
 Data Access Set LGE ENERGY LLC
 Ledger LGE ENERGY LLC
 Chart Of Accounts Accounting Flexfield
 Currency USD

Category	* List - Text Accrual
Source	* List - Text Spreadsheet
Accounting Date	* List - Date 9/30/2020
Group ID	Number 29090
Batch Name	Text PG-SRF
Journal Name	Text J701-0110-0920
Journal Description	Text Power Generation Accrual
Reverse Journal	List - Text Yes
Reversal Period/Date	List - Text OCT-2020

Upl	Company	Product	Org	Exp Org	Account	IC	Exp Type	Loc	Debit	Credit	Stat Amount	Line Description	Line DFF (Project/Task)	Messages
									* Number	* Number	Number	Text	List - Text	
	0110	112	016520	016520	512100	0000	0452	5652	22,000.00			U-2 REPLACEMENT BURNER LINES	Yes.GH2S20.7893354	
	0110	111	016520	016520	512100	0000	0452	5653	70,000.00			U-3 PURCHASE ROLLS TO REPLACE OLD CERAMIC ROLLS	Yes.GHPULCOAL.7880421	
	0110	111	016520	016520	107001	0000	0452	5653	28,000.00			(INVESTMENT) U-3 DUCT WORK PROJECT	Yes.159841.7930804	
	0110	111	016520	016520	107001	0000	0452	5654	65,112.80			GH4 coal nozzlez	Yes.161933.107001	
	0110	111	016520	016520	511100	0000	0303	5657	10,300.00			FPG Consumables	Yes.GHSTRGRND.7710144	
	0110	112	016520	016520	512100	0000	0301	5652	16,985.00			For eddy current testing of 10% of Unit 2 Main Condenser	Yes.GH2S20.7892640	
	0110	111	016520	016520	512107	0000	0301	5657	135,158.00			For repairs to Landfill Temporary ESSWM Pond	Yes.GHCRCRNTC.7835309	
	0110	111	016520	016520	512107	0000	0301	5657	152,533.00			For repairs to Landfill South ESSWM Pond	Yes.GHCRCRNTC.7749138	
	0110	111	016520	016520	512107	0000	0301	5657	6,400.00			For engineering and QAQC at Landfill Temporary ESSWM Pond	Yes.GHCRCRNTC.7835309	
	0110	111	016520	016520	512107	0000	0301	5657	6,400.00			For engineering and QAQC at Landfill South ESSWM Pond	Yes.GHCRCRNTC.7749138	
	0110	111	016520	016520	511100	0000	0301	5657	144,124.00			Site Paving	Yes.GHSTRGRND.7722927	
	0110	111	016520	016520	511100	0000	0301	5657	15,000.00			Turnstile & Gate U3 Parking Lot	Yes.GHSTRGRND.7805364	
	0110	111	016520	016520	107001	0000	0301	5657	175,000.00			CY Equipment Bldg Construction	Yes.161762.7844058	
	0110	111	016520	016520	107001	0000	0301	5657	25,000.00			Guard House preliminary work	Yes.144182.7909872	
	0110	111	016520	016520	502013	0000	0301	5657	28,900.00			Tetra Tech - Monthly Landfill Fee	Yes.GHCRCROPS.CCROPS	
	0110	111	016520	016520	502011	0000	0699	5657		193,194.61		CertainTeed - Gypsum Sales - ECR	Yes.GH-GYPSAL.GYP SALES ECR	
	0110	111	016520	016520	502001	0000	0699	5657		36,666.67		CertainTeed - Gypsum Sales - Non ECR	Yes.GHGYPSALE.GYPSUM SALES	
	0110	111	016520	016520	502011	0000	0699	5657		30,613.58		CertainTeed - Gypsum Sales - ECR - September Premium	Yes.GH-GYPSAL.GYP SALES ECR	
	0110	111	016520	016520	502011	0000	0699	5657		37,567.66		CertainTeed - Gypsum Sales - ECR - August Premium	Yes.GH-GYPSAL.GYP SALES ECR	
	0110	111	016520	016520	502011	0000	0699	5657		41,206.78		CertainTeed - Gypsum Sales - ECR - July Premium	Yes.GH-GYPSAL.GYP SALES ECR	
	0110	111	016520	016520	501253	0000	0699	5654		13,394.66		Boral Resources - Ash Sales	Yes.GHASHSALE.SALES	
	0110	111	016520	016520	506100	0000	0452	5657	1,476.00			On Hold Report - HERITAGE PETROLEUM LLC - Inv# 472264	Yes.GHLUBE.PLANT	
	0110	111	016520	016520	506100	0000	0452	5657	467.50			On Hold Report - HERITAGE PETROLEUM LLC - Inv# 472264	Yes.GHLUBE.PLANT	
	0110	111	016520	016520	506100	0000	0452	5657	1,281.50			On Hold Report - HERITAGE PETROLEUM LLC - Inv# 472264	Yes.GHLUBE.PLANT	
	0110	111	016520	016520	506100	0000	0452	5657	1,283.15			On Hold Report - HERITAGE PETROLEUM LLC - Inv# 472264	Yes.GHLUBE.PLANT	
	0110	111	016520	016520	506100	0000	0452	5657	185.60			On Hold Report - HERITAGE PETROLEUM LLC - Inv# 472264	Yes.GHLUBE.PLANT	
	0110	111	016520	016520	506100	0000	0452	5657	204.00			On Hold Report - HERITAGE PETROLEUM LLC - Inv# 472264	Yes.GHLUBE.PLANT	
	0110	111	016520	016520	506100	0000	0452	5657	1,283.15			On Hold Report - HERITAGE PETROLEUM LLC - Inv# 472724BO1	Yes.GHLUBE.PLANT	
	0110	111	016520	016520	506100	0000	0452	5657	273.60			On Hold Report - HERITAGE PETROLEUM LLC - Inv# 472724BO1	Yes.GHLUBE.PLANT	
	0110	112	016520	016520	513100	0000	0452	5651	445.13			On Hold Report - FASTENAL CO - Inv# KYCAR105288	Yes.GH1S20.7932698	
	0110	112	016520	016520	513100	0000	0452	5652	445.13			On Hold Report - FASTENAL CO - Inv# KYCAR105288	Yes.GH2S20.7932701	
	0110	112	016520	016520	513100	0000	0452	5651	158.05			On Hold Report - FASTENAL CO - Inv# KYCAR105288	Yes.GH1S20.7932698	
	0110	112	016520	016520	513100	0000	0452	5652	158.05			On Hold Report - FASTENAL CO - Inv# KYCAR105288	Yes.GH2S20.7932701	
	0110	112	016520	016520	513100	0000	0452	5651	237.18			On Hold Report - FASTENAL CO - Inv# KYCAR105288	Yes.GH1S20.7932698	
	0110	112	016520	016520	513100	0000	0452	5652	237.18			On Hold Report - FASTENAL CO - Inv# KYCAR105288	Yes.GH2S20.7932701	
	0110	112	016520	016520	513100	0000	0653	5652	84.05			On Hold Report - FASTENAL CO - Inv# KYCAR105288	Yes.GH2S20.7932701	
	0110	112	016520	016520	513100	0000	0452	5651	44.71			On Hold Report - FASTENAL CO - Inv# KYCAR105318	Yes.GH1S20.7932698	
	0110	112	016520	016520	513100	0000	0452	5652	44.70			On Hold Report - FASTENAL CO - Inv# KYCAR105318	Yes.GH2S20.7932701	
	0110	112	016520	016520	513100	0000	0452	5651	295.00			On Hold Report - FASTENAL CO - Inv# KYCAR105318	Yes.GH1S20.7932698	
	0110	112	016520	016520	513100	0000	0452	5652	295.00			On Hold Report - FASTENAL CO - Inv# KYCAR105318	Yes.GH2S20.7932701	
	0110	112	016520	016520	513100	0000	0653	5651	58.97			On Hold Report - FASTENAL CO - Inv# KYCAR105318	Yes.GH1S20.7932698	
	0110	112	016520	016520	513100	0000	0452	5652	2,550.00			On Hold Report - TEMCO INC - Inv# 184227	Yes.GH2S20.7893344	
	0110	112	016520	016520	511100	0000	0301	5654	7,250.00			Outage charges	Yes.GH4F20.7787878	
	0110	112	016520	016520	513100	0000	0301	5654	17,000.00			Outage charges	Yes.GH4TOP20.7905615	
	0110	112	016520	016520	512100	0000	0301	5653	28,000.00			Outage charges	Yes.GH3F20.7904211	
	0110	112	016520	016520	512100	0000	0301	5652	3,300.00			Outage charges	Yes.GH2S20.7914903	
	0110	112	016520	016520	512005	0000	0301	5652	5,000.00			Outage charges	Yes.GH1S20.7911611	
	0110	112	016520	016520	512100	0000	0304	5652	1,680.96			Facilities Performance Group LLC - Supplemental Labor	Yes.GH2S20.7869136	

Case No. 2020-00350
Attachment to Response to AG-KIUC-2 Question 22(h)
Page 135 of 166
Garrett

Database ORAOEBSPROD.OEBSPROD
 Data Access Set LGE ENERGY LLC
 Ledger LGE ENERGY LLC
 Chart Of Accounts Accounting Flexfield
 Currency USD

Category	* List - Text Accrual
Source	* List - Text Spreadsheet
Accounting Date	* List - Date 9/30/2020
Group ID	Number 29090
Batch Name	Text PG-SRF
Journal Name	Text J701-0110-0920
Journal Description	Text Power Generation Accrual
Reverse Journal	List - Text Yes
Reversal Period/Date	List - Text OCT-2020

Upl	Company	Product	Org	Exp Org	Account	IC	Exp Type	Loc	Debit	Credit	Stat Amount	Line Description	Line DFF (Project/Task)	Messages
					* List - Text				* Number	* Number	Number	Text	List - Text	
	0110	111	016520	016520	511100	0000	0304	5657	2,100.36			Facilities Performance Group LLC - Supplemental Labor	Yes.GHMISCLT.7930896	
	0110	111	016520	016520	506159	0000	0304	5653	2,777.34			Facilities Performance Group LLC - Supplemental Labor	Yes.GHSO3OPS.7676212	
	0110	111	016520	016520	506159	0000	0304	5654	2,800.57			Facilities Performance Group LLC - Supplemental Labor	Yes.GHSO3OPS.7676235	
	0110	111	016520	016520	506159	0000	0304	5652	2,765.52			Facilities Performance Group LLC - Supplemental Labor	Yes.GHSO3OPS.7676236	
	0110	111	016520	016520	506159	0000	0304	5651	2,771.32			Facilities Performance Group LLC - Supplemental Labor	Yes.GHSO3OPS.7680882	
	0110	111	016520	016520	511100	0000	0304	5657	7,586.26			Facilities Performance Group LLC - Supplemental Labor	Yes.GHSTRGRND.7674730	
	0110	111	016520	016520	511100	0000	0304	5657	3,543.36			Facilities Performance Group LLC - Supplemental Labor	Yes.GHSTRGRND.7710027	
	0110	111	016520	016520	511100	0000	0304	5651	5,031.04			Facilities Performance Group LLC - Supplemental Labor	Yes.GHSTRGRND.7841646	
	0110	111	016520	016520	511100	0000	0304	5657	2,129.20			Facilities Performance Group LLC - Supplemental Labor	Yes.GHSTRGRND.7841648	
	0110	111	016520	016520	511100	0000	0304	5657	5,149.75			Facilities Performance Group LLC - Supplemental Labor	Yes.GHSTRGRND.7841649	
	0110	111	016520	016520	107001	0000	0301	5651	18,755.96			Ready Electric Co Inc - Auxiliary Labor	Yes.121GH.7924866	
	0110	111	018825	016520	107001	0000	0301	5651	5,430.44			Ready Electric Co Inc - Auxiliary Labor	Yes.155124KU.7937847	
	0110	111	016520	016520	107001	0000	0301	5657	1,915.60			Ready Electric Co Inc - Auxiliary Labor	Yes.161762.7931823	
	0110	111	016520	016520	107001	0000	0301	5657	957.80			Ready Electric Co Inc - Auxiliary Labor	Yes.163405.7930787	
	0110	112	016520	016520	513100	0000	0301	5652	2,867.52			Ready Electric Co Inc - Auxiliary Labor	Yes.GH2S20.7810585	
	0110	112	016520	016520	511100	0000	0301	5652	4,777.76			Ready Electric Co Inc - Auxiliary Labor	Yes.GH2S20.7810851	
	0110	112	016520	016520	512100	0000	0301	5652	6,904.02			Ready Electric Co Inc - Auxiliary Labor	Yes.GH2S20.7908560	
	0110	112	016520	016520	513100	0000	0301	5652	1,088.00			Ready Electric Co Inc - Auxiliary Labor	Yes.GH2S20.7908572	
	0110	112	016520	016520	513100	0000	0301	5652	4,921.02			Ready Electric Co Inc - Auxiliary Labor	Yes.GH2S20.7909023	
	0110	112	016520	016520	512100	0000	0301	5652	4,061.96			Ready Electric Co Inc - Auxiliary Labor	Yes.GH2S20.7939047	
	0110	112	016520	016520	513100	0000	0301	5652	1,194.44			Ready Electric Co Inc - Auxiliary Labor	Yes.GH2S20.7957616	
	0110	112	016520	016520	512017	0000	0301	5653	2,583.30			Ready Electric Co Inc - Auxiliary Labor	Yes.GH3F20.7848698	
	0110	112	016520	016520	513100	0000	0301	5653	2,907.72			Ready Electric Co Inc - Auxiliary Labor	Yes.GH3F20.7908575	
	0110	112	016520	016520	513100	0000	0301	5653	1,637.18			Ready Electric Co Inc - Auxiliary Labor	Yes.GH3F20.7909026	
	0110	112	016520	016520	513100	0000	0301	5653	3,280.70			Ready Electric Co Inc - Auxiliary Labor	Yes.GH3F20.7935241	
	0110	112	016520	016520	513100	0000	0301	5653	4,043.20			Ready Electric Co Inc - Auxiliary Labor	Yes.GH3F20.7936158	
	0110	111	016520	016520	513100	0000	0301	5652	1,194.44			Ready Electric Co Inc - Auxiliary Labor	Yes.GHAEESWG.7810451	
	0110	111	016520	016520	512100	0000	0301	5654	2,207.50			Ready Electric Co Inc - Auxiliary Labor	Yes.GHBLRDFT.7951804	
	0110	111	016520	016520	512100	0000	0301	5657	1,194.44			Ready Electric Co Inc - Auxiliary Labor	Yes.GHFUELHDL.7868660	
	0110	111	016520	016520	512100	0000	0301	5657	2,388.88			Ready Electric Co Inc - Auxiliary Labor	Yes.GHFUELHDL.7919960	
	0110	111	016520	016520	512152	0000	0301	5651	7,768.56			Ready Electric Co Inc - Auxiliary Labor	Yes.GHSO3MNT.7908567	
	0110	111	016520	016520	511100	0000	0301	5657	11,866.07			Ready Electric Co Inc - Auxiliary Labor	Yes.GHSTRGRND.7899430	
	0110	111	016520	016520	511100	0000	0301	5657	4,465.56			Ready Electric Co Inc - Auxiliary Labor	Yes.GHSTRGRND.7936395	
	0110	111	018834	016520	163012	0000	0301	5657	4,071.69			The Atlantic Group Inc - Auxiliary Labor	Yes.146660KU.7387074	
	0110	111	016520	016520	107001	0000	0301	5653	9,851.58			The Atlantic Group Inc - Auxiliary Labor	Yes.159841.7930804	
	0110	111	016520	016520	108901	0000	0301	5657	4,144.14			The Atlantic Group Inc - Auxiliary Labor	Yes.161436.7755856	
	0110	111	016520	016520	107001	0000	0301	5652	529.92			The Atlantic Group Inc - Auxiliary Labor	Yes.163618.7932750	
	0110	111	016520	016520	108901	0000	0301	5652	839.04			The Atlantic Group Inc - Auxiliary Labor	Yes.163618.7932752	
	0110	112	016520	016520	512100	0000	0301	5652	12,615.76			The Atlantic Group Inc - Auxiliary Labor	Yes.GH2S20.7747358	
	0110	112	016520	016520	512100	0000	0301	5652	1,047.90			The Atlantic Group Inc - Auxiliary Labor	Yes.GH2S20.7774871	
	0110	112	016520	016520	512100	0000	0301	5652	672.90			The Atlantic Group Inc - Auxiliary Labor	Yes.GH2S20.7881486	
	0110	112	016520	016520	512156	0000	0301	5652	34,497.53			The Atlantic Group Inc - Auxiliary Labor	Yes.GH2S20.7887062	
	0110	112	016520	016520	512100	0000	0301	5652	70,428.29			The Atlantic Group Inc - Auxiliary Labor	Yes.GH2S20.7913433	
	0110	112	016520	016520	512100	0000	0301	5652	1,313.98			The Atlantic Group Inc - Auxiliary Labor	Yes.GH2S20.7920807	
	0110	112	016520	016520	512100	0000	0301	5652	807.48			The Atlantic Group Inc - Auxiliary Labor	Yes.GH2S20.7932693	
	0110	112	016520	016520	513100	0000	0301	5652	7,277.36			The Atlantic Group Inc - Auxiliary Labor	Yes.GH2S20.7932701	
	0110	112	016520	016520	512100	0000	0301	5652	7,798.32			The Atlantic Group Inc - Auxiliary Labor	Yes.GH2S20.7932702	
	0110	112	016520	016520	512005	0000	0301	5652	6,881.90			The Atlantic Group Inc - Auxiliary Labor	Yes.GH2S20.7954936	

Case No. 2020-00350
Attachment to Response to AG-KIUC-2 Question 22(h)
Page 136 of 166
Garrett

Database ORAOEBSPROD.OEBSPROD
 Data Access Set LGE ENERGY LLC
 Ledger LGE ENERGY LLC
 Chart Of Accounts Accounting Flexfield
 Currency USD

Category	* List - Text Accrual
Source	* List - Text Spreadsheet
Accounting Date	* List - Date 9/30/2020
Group ID	Number 29090
Batch Name	Text PG-SRF
Journal Name	Text J701-0110-0920
Journal Description	Text Power Generation Accrual
Reverse Journal	List - Text Yes
Reversal Period/Date	List - Text OCT-2020

Upl	Company	Product	Org	Exp Org	Account	IC	Exp Type	Loc	Debit	Credit	Stat Amount	Line Description	Line DFF (Project/Task)	Messages
					* List - Text				* Number	* Number	Number	Text	List - Text	
	0110	112	016520	016520	512100	0000	0301	5652	3,534.12			The Atlantic Group Inc - Auxiliary Labor	Yes.GH2S20.7955051	
	0110	112	016520	016520	512100	0000	0301	5652	5,398.30			The Atlantic Group Inc - Auxiliary Labor	Yes.GH2S20.7956088	
	0110	112	016520	016520	512017	0000	0301	5652	4,574.77			The Atlantic Group Inc - Auxiliary Labor	Yes.GH2S20.7956101	
	0110	112	016520	016520	512017	0000	0301	5652	1,575.60			The Atlantic Group Inc - Auxiliary Labor	Yes.GH2S20.7956102	
	0110	112	016520	016520	512100	0000	0301	5652	13,916.90			The Atlantic Group Inc - Auxiliary Labor	Yes.GH2S20.7958970	
	0110	112	016520	016520	512100	0000	0301	5652	8,420.00			The Atlantic Group Inc - Auxiliary Labor	Yes.GH2S20.7958996	
	0110	112	016520	016520	512100	0000	0301	5652	471.95			The Atlantic Group Inc - Auxiliary Labor	Yes.GH2S20.7962523	
	0110	112	016520	016520	512100	0000	0301	5653	4,606.86			The Atlantic Group Inc - Auxiliary Labor	Yes.GH3F20.7913438	
	0110	112	016520	016520	512100	0000	0301	5653	1,175.20			The Atlantic Group Inc - Auxiliary Labor	Yes.GH3F20.7938971	
	0110	112	016520	016520	512100	0000	0301	5653	495.08			The Atlantic Group Inc - Auxiliary Labor	Yes.GH3F20.7950522	
	0110	112	016520	016520	512100	0000	0301	5653	1,113.32			The Atlantic Group Inc - Auxiliary Labor	Yes.GH3F20.7961429	
	0110	112	016520	016520	512100	0000	0301	5654	213.32			The Atlantic Group Inc - Auxiliary Labor	Yes.GH4F20.7962800	
	0110	111	016520	016520	512017	0000	0301	5653	277.56			The Atlantic Group Inc - Auxiliary Labor	Yes.GHASHHDL.7937531	
	0110	111	016520	016520	512107	0000	0301	5657	2,615.79			The Atlantic Group Inc - Auxiliary Labor	Yes.GHCCRASH.7310396	
	0110	111	016520	016520	512107	0000	0301	5657	1,283.40			The Atlantic Group Inc - Auxiliary Labor	Yes.GHCCRASH.7925563	
	0110	111	016520	016520	512107	0000	0301	5657	171.12			The Atlantic Group Inc - Auxiliary Labor	Yes.GHCCRASH.7929724	
	0110	111	016520	016520	512107	0000	0301	5657	128.34			The Atlantic Group Inc - Auxiliary Labor	Yes.GHCCRASH.7934867	
	0110	111	016520	016520	512107	0000	0301	5657	171.12			The Atlantic Group Inc - Auxiliary Labor	Yes.GHCCRASH.7940238	
	0110	111	016520	016520	512107	0000	0301	5657	85.56			The Atlantic Group Inc - Auxiliary Labor	Yes.GHCCRASH.7955103	
	0110	111	016520	016520	512107	0000	0301	5657	171.12			The Atlantic Group Inc - Auxiliary Labor	Yes.GHCCRGYP.7886455	
	0110	111	016520	016520	512107	0000	0301	5657	5,364.35			The Atlantic Group Inc - Auxiliary Labor	Yes.GHCCRGYP.7937936	
	0110	111	016520	016520	512107	0000	0301	5657	2,096.22			The Atlantic Group Inc - Auxiliary Labor	Yes.GHCCRMNTC.7956137	
	0110	111	016520	016520	513100	0000	0301	5653	566.60			The Atlantic Group Inc - Auxiliary Labor	Yes.GHCIRCWTR.7942626	
	0110	111	016520	016520	512100	0000	0301	5652	1,443.36			The Atlantic Group Inc - Auxiliary Labor	Yes.GHDCS.7958944	
	0110	111	016520	016520	512100	0000	0301	5657	1,133.20			The Atlantic Group Inc - Auxiliary Labor	Yes.GHFUELHDL.7843082	
	0110	111	016520	016520	512100	0000	0301	5657	527.80			The Atlantic Group Inc - Auxiliary Labor	Yes.GHFUELHDL.7860415	
	0110	111	016520	016520	512100	0000	0301	5657	50,341.74			The Atlantic Group Inc - Auxiliary Labor	Yes.GHFUELHDL.7892818	
	0110	111	016520	016520	512100	0000	0301	5657	213.90			The Atlantic Group Inc - Auxiliary Labor	Yes.GHFUELHDL.7905331	
	0110	111	016520	016520	512100	0000	0301	5657	313.90			The Atlantic Group Inc - Auxiliary Labor	Yes.GHFUELHDL.7913124	
	0110	111	016520	016520	512100	0000	0301	5657	522.44			The Atlantic Group Inc - Auxiliary Labor	Yes.GHFUELHDL.7953748	
	0110	111	016520	016520	512100	0000	0301	5657	138.78			The Atlantic Group Inc - Auxiliary Labor	Yes.GHFUELHDL.7955081	
	0110	111	016520	016520	512100	0000	0301	5657	527.80			The Atlantic Group Inc - Auxiliary Labor	Yes.GHFUELHDL.7955082	
	0110	111	016520	016520	512100	0000	0301	5657	495.08			The Atlantic Group Inc - Auxiliary Labor	Yes.GHFUELHDL.7958945	
	0110	111	016520	016520	512100	0000	0301	5657	217.52			The Atlantic Group Inc - Auxiliary Labor	Yes.GHFUELHDL.7958988	
	0110	111	016520	016520	512100	0000	0301	5657	231.30			The Atlantic Group Inc - Auxiliary Labor	Yes.GHFUELHDL.7958990	
	0110	111	016520	016520	512100	0000	0301	5657	1,050.24			The Atlantic Group Inc - Auxiliary Labor	Yes.GHFUELHDL.7960398	
	0110	111	016520	016520	512100	0000	0301	5657	3,453.84			The Atlantic Group Inc - Auxiliary Labor	Yes.GHFUELHDL.7962392	
	0110	111	016520	016520	512100	0000	0301	5657	2,797.40			The Atlantic Group Inc - Auxiliary Labor	Yes.GHFUELHDL.7963657	
	0110	111	016520	016520	512100	0000	0301	5657	3,768.88			The Atlantic Group Inc - Auxiliary Labor	Yes.GHFUELHDL.7964516	
	0110	111	016520	016520	512100	0000	0301	5652	831.56			The Atlantic Group Inc - Auxiliary Labor	Yes.GHPULCOAL.7899433	
	0110	111	016520	016520	512100	0000	0301	5651	176.64			The Atlantic Group Inc - Auxiliary Labor	Yes.GHPULCOAL.7959046	
	0110	111	016520	016520	512100	0000	0301	5651	158.76			The Atlantic Group Inc - Auxiliary Labor	Yes.GHPULCOAL.7959599	
	0110	111	016520	016520	512100	0000	0301	5651	305.84			The Atlantic Group Inc - Auxiliary Labor	Yes.GHPULCOAL.7959698	
	0110	111	016520	016520	512101	0000	0301	5651	11,927.20			The Atlantic Group Inc - Auxiliary Labor	Yes.GHSCR.7772538	
	0110	111	016520	016520	512101	0000	0301	5657	566.60			The Atlantic Group Inc - Auxiliary Labor	Yes.GHSCR.7962790	
	0110	111	016520	016520	512100	0000	0301	5652	2,620.56			The Atlantic Group Inc - Auxiliary Labor	Yes.GHSOOTBLR.7683196	
	0110	111	016520	016520	512100	0000	0301	5651	277.56			The Atlantic Group Inc - Auxiliary Labor	Yes.GHSOOTBLR.7934801	
	0110	111	016520	016520	512100	0000	0301	5653	185.04			The Atlantic Group Inc - Auxiliary Labor	Yes.GHSOOTBLR.7934801	

Attachment to Response to AG-KIUC-2 Question 22(h)
 Case No. 2020-00350
 Page 137 of 166
 Garrett

Database ORAOEBSPROD.OEBSPROD
 Data Access Set LGE ENERGY LLC
 Ledger LGE ENERGY LLC
 Chart Of Accounts Accounting Flexfield
 Currency USD

Category	* List - Text Accrual
Source	* List - Text Spreadsheet
Accounting Date	* List - Date 9/30/2020
Group ID	Number 29090
Batch Name	Text PG-SRF
Journal Name	Text J701-0110-0920
Journal Description	Text Power Generation Accrual
Reverse Journal	List - Text Yes
Reversal Period/Date	List - Text OCT-2020

Upl	Company	Product	Org	Exp Org	Account	IC	Exp Type	Loc	Debit	Credit	Stat Amount	Line Description	Line DFF (Project,Task)	Messages
					* List - Text				* Number	* Number	Number	Text	List - Text	
	0110	111	016520	016520	512100	0000	0301	5653	310.04			The Atlantic Group Inc - Auxiliary Labor	Yes.GHSOOTBLR.7940186	
	0110	111	016520	016520	512100	0000	0301	5653	185.04			The Atlantic Group Inc - Auxiliary Labor	Yes.GHSOOTBLR.7960335	
	0110	111	016520	016520	511100	0000	0301	5657	534.24			The Atlantic Group Inc - Auxiliary Labor	Yes.GHSTRGRND.7940023	
	0110	111	016520	016520	511100	0000	0301	5657	566.60			The Atlantic Group Inc - Auxiliary Labor	Yes.GHSTRGRND.7946793	
	0110	111	016520	016520	511100	0000	0301	5657	680.12			The Atlantic Group Inc - Auxiliary Labor	Yes.GHSTRGRND.7952211	
	0110	111	016520	016520	513100	0000	0301	5655	759.24			The Atlantic Group Inc - Auxiliary Labor	Yes.GHTWTRS.7961462	
	0110	111	018834	016520	163012	0000	0304	5657	4,604.70			The Atlantic Group Inc - Supplemental Labor	Yes.146660KU.7387074	
	0110	111	016520	016520	107001	0000	0304	5652	3,719.12			The Atlantic Group Inc - Supplemental Labor	Yes.163618.7932750	
	0110	111	016520	016520	108901	0000	0304	5652	4,913.00			The Atlantic Group Inc - Supplemental Labor	Yes.163618.7932752	
	0110	112	016520	016520	512100	0000	0304	5652	398.05			The Atlantic Group Inc - Supplemental Labor	Yes.GH2S20.7774871	
	0110	112	016520	016520	512100	0000	0304	5652	78.46			The Atlantic Group Inc - Supplemental Labor	Yes.GH2S20.7812262	
	0110	112	016520	016520	512100	0000	0304	5652	423.62			The Atlantic Group Inc - Supplemental Labor	Yes.GH2S20.7812263	
	0110	112	016520	016520	512100	0000	0304	5652	661.20			The Atlantic Group Inc - Supplemental Labor	Yes.GH2S20.7812264	
	0110	112	016520	016520	512100	0000	0304	5652	46.08			The Atlantic Group Inc - Supplemental Labor	Yes.GH2S20.7812265	
	0110	112	016520	016520	512100	0000	0304	5652	397.44			The Atlantic Group Inc - Supplemental Labor	Yes.GH2S20.7812291	
	0110	112	016520	016520	512100	0000	0304	5652	114.30			The Atlantic Group Inc - Supplemental Labor	Yes.GH2S20.7812321	
	0110	112	016520	016520	512100	0000	0304	5652	76.20			The Atlantic Group Inc - Supplemental Labor	Yes.GH2S20.7812328	
	0110	112	016520	016520	512100	0000	0304	5652	76.20			The Atlantic Group Inc - Supplemental Labor	Yes.GH2S20.7812330	
	0110	112	016520	016520	512100	0000	0304	5652	76.20			The Atlantic Group Inc - Supplemental Labor	Yes.GH2S20.7812332	
	0110	112	016520	016520	512100	0000	0304	5652	60.54			The Atlantic Group Inc - Supplemental Labor	Yes.GH2S20.7812333	
	0110	112	016520	016520	512100	0000	0304	5652	60.54			The Atlantic Group Inc - Supplemental Labor	Yes.GH2S20.7812336	
	0110	112	016520	016520	512100	0000	0304	5652	60.54			The Atlantic Group Inc - Supplemental Labor	Yes.GH2S20.7812338	
	0110	112	016520	016520	512100	0000	0304	5652	329.40			The Atlantic Group Inc - Supplemental Labor	Yes.GH2S20.7812344	
	0110	112	016520	016520	512100	0000	0304	5652	87.84			The Atlantic Group Inc - Supplemental Labor	Yes.GH2S20.7812347	
	0110	112	016520	016520	512100	0000	0304	5652	104.36			The Atlantic Group Inc - Supplemental Labor	Yes.GH2S20.7812348	
	0110	112	016520	016520	513100	0000	0304	5652	76.20			The Atlantic Group Inc - Supplemental Labor	Yes.GH2S20.7812349	
	0110	112	016520	016520	512100	0000	0304	5652	38.10			The Atlantic Group Inc - Supplemental Labor	Yes.GH2S20.7812351	
	0110	112	016520	016520	512100	0000	0304	5652	40.36			The Atlantic Group Inc - Supplemental Labor	Yes.GH2S20.7812352	
	0110	112	016520	016520	513100	0000	0304	5652	19.05			The Atlantic Group Inc - Supplemental Labor	Yes.GH2S20.7812353	
	0110	112	016520	016520	513100	0000	0304	5652	19.05			The Atlantic Group Inc - Supplemental Labor	Yes.GH2S20.7812354	
	0110	112	016520	016520	513100	0000	0304	5652	20.18			The Atlantic Group Inc - Supplemental Labor	Yes.GH2S20.7812355	
	0110	112	016520	016520	512100	0000	0304	5652	87.84			The Atlantic Group Inc - Supplemental Labor	Yes.GH2S20.7812356	
	0110	112	016520	016520	512100	0000	0304	5652	233.65			The Atlantic Group Inc - Supplemental Labor	Yes.GH2S20.7881486	
	0110	112	016520	016520	512156	0000	0304	5652	402.30			The Atlantic Group Inc - Supplemental Labor	Yes.GH2S20.7887062	
	0110	112	016520	016520	512100	0000	0304	5652	10,247.30			The Atlantic Group Inc - Supplemental Labor	Yes.GH2S20.7913433	
	0110	112	016520	016520	512100	0000	0304	5652	944.77			The Atlantic Group Inc - Supplemental Labor	Yes.GH2S20.7920807	
	0110	112	016520	016520	512100	0000	0304	5652	283.76			The Atlantic Group Inc - Supplemental Labor	Yes.GH2S20.7930852	
	0110	112	016520	016520	512100	0000	0304	5652	794.40			The Atlantic Group Inc - Supplemental Labor	Yes.GH2S20.7932693	
	0110	112	016520	016520	513100	0000	0304	5652	87.84			The Atlantic Group Inc - Supplemental Labor	Yes.GH2S20.7938990	
	0110	112	016520	016520	512100	0000	0304	5652	9,398.28			The Atlantic Group Inc - Supplemental Labor	Yes.GH2S20.7953721	
	0110	112	016520	016520	512100	0000	0304	5652	2,796.72			The Atlantic Group Inc - Supplemental Labor	Yes.GH2S20.7955051	
	0110	112	016520	016520	512100	0000	0304	5652	6,532.54			The Atlantic Group Inc - Supplemental Labor	Yes.GH2S20.7956088	
	0110	112	016520	016520	513100	0000	0304	5652	313.60			The Atlantic Group Inc - Supplemental Labor	Yes.GH2S20.7958385	
	0110	112	016520	016520	513100	0000	0304	5652	87.84			The Atlantic Group Inc - Supplemental Labor	Yes.GH2S20.7959656	
	0110	112	016520	016520	512100	0000	0304	5652	1,399.78			The Atlantic Group Inc - Supplemental Labor	Yes.GH2S20.7962523	
	0110	112	016520	016520	512100	0000	0304	5653	293.12			The Atlantic Group Inc - Supplemental Labor	Yes.GH3F20.7903118	
	0110	112	016520	016520	513100	0000	0304	5653	240.00			The Atlantic Group Inc - Supplemental Labor	Yes.GH3F20.7904025	
	0110	112	016520	016520	512100	0000	0304	5653	1,062.55			The Atlantic Group Inc - Supplemental Labor	Yes.GH3F20.7913438	
	0110	112	016520	016520	512100	0000	0304	5653	435.70			The Atlantic Group Inc - Supplemental Labor	Yes.GH3F20.7950522	
	0110	112	016520	016520	512100	0000	0304	5653	2,446.22			The Atlantic Group Inc - Supplemental Labor	Yes.GH3F20.7961429	
	0110	112	016520	016520	512100	0000	0304	5654	174.20			The Atlantic Group Inc - Supplemental Labor	Yes.GH4F20.7962800	
	0110	111	016520	016520	513100	0000	0304	5652	47.76			The Atlantic Group Inc - Supplemental Labor	Yes.GHAEEOH.7957975	
	0110	111	016520	016520	512017	0000	0304	5653	202.52			The Atlantic Group Inc - Supplemental Labor	Yes.GHSHDDL.7953995	
	0110	111	016520	016520	512017	0000	0304	5653	38.10			The Atlantic Group Inc - Supplemental Labor	Yes.GHSHDDL.7953995	

Case No. 2020-00350

Attachment to Response to AG-KIUC-2 Question 22(h)

Page 138 of 166

Garrett

Database ORAOEBSPROD.OEBSPROD
 Data Access Set LGE ENERGY LLC
 Ledger LGE ENERGY LLC
 Chart Of Accounts Accounting Flexfield
 Currency USD

Category	* List - Text Accrual
Source	* List - Text Spreadsheet
Accounting Date	* List - Date 9/30/2020
Group ID	Number 29090
Batch Name	Text PG-SRF
Journal Name	Text J701-0110-0920
Journal Description	Text Power Generation Accrual
Reverse Journal	List - Text Yes
Reversal Period/Date	List - Text OCT-2020

Upl	Company	Product	Org	Exp Org	Account	IC	Exp Type	Loc	Debit	Credit	Stat Amount	Line Description	Line DFF (Project/Task)	Messages
					* List - Text				* Number	* Number	Number	Text	List - Text	
0110	111	016520	016520	512017	0000	0304	5654		38.10			The Atlantic Group Inc - Supplemental Labor	Yes.GHASHDDL.7953996	
0110	111	016520	016520	512100	0000	0304	5651		20.18			The Atlantic Group Inc - Supplemental Labor	Yes.GHBLRDFT.7955466	
0110	111	016520	016520	512100	0000	0304	5651		87.84			The Atlantic Group Inc - Supplemental Labor	Yes.GHBLRDFT.7959027	
0110	111	016520	016520	512100	0000	0304	5652		40.36			The Atlantic Group Inc - Supplemental Labor	Yes.GHBOILER.7957654	
0110	111	016520	016520	512107	0000	0304	5657		40,857.77			The Atlantic Group Inc - Supplemental Labor	Yes.GHCCRASH.7310396	
0110	111	016520	016520	512107	0000	0304	5657		366.58			The Atlantic Group Inc - Supplemental Labor	Yes.GHCCRASH.7934867	
0110	111	016520	016520	512107	0000	0304	5657		398.72			The Atlantic Group Inc - Supplemental Labor	Yes.GHCCRASH.7940238	
0110	111	016520	016520	512107	0000	0304	5657		770.32			The Atlantic Group Inc - Supplemental Labor	Yes.GHCCRGYP.7937936	
0110	111	016520	016520	512107	0000	0304	5657		5,068.30			The Atlantic Group Inc - Supplemental Labor	Yes.GHCCRMNTC.7956137	
0110	111	016520	016520	513100	0000	0304	5653		351.36			The Atlantic Group Inc - Supplemental Labor	Yes.GHCIRCWTR.7942626	
0110	111	016520	016520	513100	0000	0304	5654		402.68			The Atlantic Group Inc - Supplemental Labor	Yes.GHCIRCWTR.7957589	
0110	111	016520	016520	513100	0000	0304	5651		38.10			The Atlantic Group Inc - Supplemental Labor	Yes.GHCOMPAPR.7936429	
0110	111	016520	016520	512100	0000	0304	5652		114.30			The Atlantic Group Inc - Supplemental Labor	Yes.GHCOND.7957659	
0110	111	016520	016520	512100	0000	0304	5652		121.08			The Atlantic Group Inc - Supplemental Labor	Yes.GHCOND.7957660	
0110	111	016520	016520	512100	0000	0304	5652		241.20			The Atlantic Group Inc - Supplemental Labor	Yes.GHDCS.7958944	
0110	111	016520	016520	512100	0000	0304	5652		587.32			The Atlantic Group Inc - Supplemental Labor	Yes.GHFDWTR.7955647	
0110	111	016520	016520	512100	0000	0304	5657		699.20			The Atlantic Group Inc - Supplemental Labor	Yes.GHFUELHDL.7843082	
0110	111	016520	016520	512100	0000	0304	5657		242.28			The Atlantic Group Inc - Supplemental Labor	Yes.GHFUELHDL.7860415	
0110	111	016520	016520	512100	0000	0304	5657		191.04			The Atlantic Group Inc - Supplemental Labor	Yes.GHFUELHDL.7905331	
0110	111	016520	016520	512100	0000	0304	5657		348.39			The Atlantic Group Inc - Supplemental Labor	Yes.GHFUELHDL.7925235	
0110	111	016520	016520	512100	0000	0304	5657		328.08			The Atlantic Group Inc - Supplemental Labor	Yes.GHFUELHDL.7929364	
0110	111	016520	016520	512100	0000	0304	5657		87.84			The Atlantic Group Inc - Supplemental Labor	Yes.GHFUELHDL.7929431	
0110	111	016520	016520	512100	0000	0304	5657		328.08			The Atlantic Group Inc - Supplemental Labor	Yes.GHFUELHDL.7932264	
0110	111	016520	016520	512100	0000	0304	5657		1,536.86			The Atlantic Group Inc - Supplemental Labor	Yes.GHFUELHDL.7932669	
0110	111	016520	016520	512100	0000	0304	5657		567.52			The Atlantic Group Inc - Supplemental Labor	Yes.GHFUELHDL.7932672	
0110	111	016520	016520	512100	0000	0304	5657		176.68			The Atlantic Group Inc - Supplemental Labor	Yes.GHFUELHDL.7933113	
0110	111	016520	016520	512100	0000	0304	5657		131.76			The Atlantic Group Inc - Supplemental Labor	Yes.GHFUELHDL.7934461	
0110	111	016520	016520	512100	0000	0304	5653		19.05			The Atlantic Group Inc - Supplemental Labor	Yes.GHFUELHDL.7935316	
0110	111	016520	016520	512100	0000	0304	5657		95.52			The Atlantic Group Inc - Supplemental Labor	Yes.GHFUELHDL.7937404	
0110	111	016520	016520	512100	0000	0304	5657		188.54			The Atlantic Group Inc - Supplemental Labor	Yes.GHFUELHDL.7938792	
0110	111	016520	016520	512100	0000	0304	5657		205.11			The Atlantic Group Inc - Supplemental Labor	Yes.GHFUELHDL.7939833	
0110	111	016520	016520	512100	0000	0304	5652		20.18			The Atlantic Group Inc - Supplemental Labor	Yes.GHFUELHDL.7941848	
0110	111	016520	016520	512100	0000	0304	5652		20.18			The Atlantic Group Inc - Supplemental Labor	Yes.GHFUELHDL.7941849	
0110	111	016520	016520	512100	0000	0304	5652		40.36			The Atlantic Group Inc - Supplemental Labor	Yes.GHFUELHDL.7941850	
0110	111	016520	016520	512100	0000	0304	5652		80.72			The Atlantic Group Inc - Supplemental Labor	Yes.GHFUELHDL.7941851	
0110	111	016520	016520	512100	0000	0304	5657		175.68			The Atlantic Group Inc - Supplemental Labor	Yes.GHFUELHDL.7941854	
0110	111	016520	016520	512100	0000	0304	5652		40.36			The Atlantic Group Inc - Supplemental Labor	Yes.GHFUELHDL.7941860	
0110	111	016520	016520	512100	0000	0304	5657		80.76			The Atlantic Group Inc - Supplemental Labor	Yes.GHFUELHDL.7943018	
0110	111	016520	016520	512100	0000	0304	5657		253.98			The Atlantic Group Inc - Supplemental Labor	Yes.GHFUELHDL.7945389	
0110	111	016520	016520	512100	0000	0304	5652		40.36			The Atlantic Group Inc - Supplemental Labor	Yes.GHFUELHDL.7946045	
0110	111	016520	016520	512100	0000	0304	5657		163.20			The Atlantic Group Inc - Supplemental Labor	Yes.GHFUELHDL.7946808	
0110	111	016520	016520	512100	0000	0304	5657		792.84			The Atlantic Group Inc - Supplemental Labor	Yes.GHFUELHDL.7950039	
0110	111	016520	016520	512100	0000	0304	5657		95.52			The Atlantic Group Inc - Supplemental Labor	Yes.GHFUELHDL.7950095	
0110	111	016520	016520	512100	0000	0304	5651		162.12			The Atlantic Group Inc - Supplemental Labor	Yes.GHFUELHDL.7952218	
0110	111	016520	016520	512100	0000	0304	5655		54.04			The Atlantic Group Inc - Supplemental Labor	Yes.GHFUELHDL.7952220	
0110	111	016520	016520	512100	0000	0304	5656		108.80			The Atlantic Group Inc - Supplemental Labor	Yes.GHFUELHDL.7952562	
0110	111	016520	016520	512100	0000	0304	5657		322.88			The Atlantic Group Inc - Supplemental Labor	Yes.GHFUELHDL.7953748	
0110	111	016520	016520	512100	0000	0304	5657		54.04			The Atlantic Group Inc - Supplemental Labor	Yes.GHFUELHDL.7954921	
0110	111	016520	016520	512100	0000	0304	5657		142.68			The Atlantic Group Inc - Supplemental Labor	Yes.GHFUELHDL.7955081	
0110	111	016520	016520	512100	0000	0304	5657		1,106.67			The Atlantic Group Inc - Supplemental Labor	Yes.GHFUELHDL.7955083	
0110	111	016520	016520	512100	0000	0304	5655		2,632.54			The Atlantic Group Inc - Supplemental Labor	Yes.GHFUELHDL.7955119	
0110	111	016520	016520	512100	0000	0304	5656		269.52			The Atlantic Group Inc - Supplemental Labor	Yes.GHFUELHDL.7956194	
0110	111	016520	016520	512100	0000	0304	5657		833.72			The Atlantic Group Inc - Supplemental Labor	Yes.GHFUELHDL.7957932	
0110	111	016520	016520	512100	0000	0304	5657		191.04			The Atlantic Group Inc - Supplemental Labor	Yes.GHFUELHDL.7957934	
0110	111	016520	016520	512100	0000	0304	5657		361.08			The Atlantic Group Inc - Supplemental Labor	Yes.GHFUELHDL.7957944	
0110	111	016520	016520	512100	0000	0304	5657		216.16			The Atlantic Group Inc - Supplemental Labor	Yes.GHFUELHDL.7957962	
0110	111	016520	016520	512100	0000	0304	5656		108.08			The Atlantic Group Inc - Supplemental Labor	Yes.GHFUELHDL.7958365	
0110	111	016520	016520	512100	0000	0304	5657		351.36			The Atlantic Group Inc - Supplemental Labor	Yes.GHFUELHDL.7958945	
0110	111	016520	016520	512100	0000	0304	5657		93.12			The Atlantic Group Inc - Supplemental Labor	Yes.GHFUELHDL.7958988	
0110	111	016520	016520	512100	0000	0304	5657		237.80			The Atlantic Group Inc - Supplemental Labor	Yes.GHFUELHDL.7958990	
0110	111	016520	016520	512100	0000	0304	5657		361.80			The Atlantic Group Inc - Supplemental Labor	Yes.GHFUELHDL.7958992	
0110	111	016520	016520	512100	0000	0304	5657		361.80			The Atlantic Group Inc - Supplemental Labor	Yes.GHFUELHDL.7958995	
0110	111	016520	016520	512100	0000	0304	5657		283.76			The Atlantic Group Inc - Supplemental Labor	Yes.GHFUELHDL.7959191	
0110	111	016520	016520	512100	0000	0304	5657		177.82			The Atlantic Group Inc - Supplemental Labor	Yes.GHFUELHDL.7959591	

Case No. 2020-00350

Attachment to Response to AG-KIUC-2 Question 22(h)

Page 139 of 166

Garrett

Database ORAOEBSPROD.OEBSPROD
 Data Access Set LGE ENERGY LLC
 Ledger LGE ENERGY LLC
 Chart Of Accounts Accounting Flexfield
 Currency USD

Category	* List - Text Accrual
Source	* List - Text Spreadsheet
Accounting Date	* List - Date 9/30/2020
Group ID	Number 29090
Batch Name	Text PG-SRF
Journal Name	Text J701-0110-0920
Journal Description	Text Power Generation Accrual
Reverse Journal	List - Text Yes
Reversal Period/Date	List - Text OCT-2020

Upl	Company	Product	Org	Exp Org	Account	IC	Exp Type	Loc	Debit	Credit	Stat Amount	Line Description	Line DFF (Project/Task)	Messages
					* List - Text				* Number	* Number	Number	Text	List - Text	
0110	111	016520	016520	512100	0000	0304	5657		727.40			The Atlantic Group Inc - Supplemental Labor	Yes.GHFUELHDL.7960398	
0110	111	016520	016520	512100	0000	0304	5657		90.15			The Atlantic Group Inc - Supplemental Labor	Yes.GHFUELHDL.7963096	
0110	111	016520	016520	512100	0000	0304	5656		108.80			The Atlantic Group Inc - Supplemental Labor	Yes.GHFUELHDL.7963098	
0110	111	016520	016520	512100	0000	0304	5654		70.94			The Atlantic Group Inc - Supplemental Labor	Yes.GHFUELHDL.7963100	
0110	111	016520	016520	512100	0000	0304	5654		425.64			The Atlantic Group Inc - Supplemental Labor	Yes.GHFUELHDL.7963101	
0110	111	016520	016520	512100	0000	0304	5657		334.32			The Atlantic Group Inc - Supplemental Labor	Yes.GHFUELHDL.7963719	
0110	111	016520	016520	512100	0000	0304	5656		674.24			The Atlantic Group Inc - Supplemental Labor	Yes.GHFUELHDL.7964415	
0110	111	016520	016520	501090	0000	0304	5657		29,103.60			The Atlantic Group Inc - Supplemental Labor	Yes.GHFUELOPS.6812084	
0110	111	016520	016520	512005	0000	0304	5657		5,684.01			The Atlantic Group Inc - Supplemental Labor	Yes.GHLSHDL.7674474	
0110	111	016520	016520	512005	0000	0304	5657		85.02			The Atlantic Group Inc - Supplemental Labor	Yes.GHLSHDL.7935318	
0110	111	016520	016520	512005	0000	0304	5657		47.76			The Atlantic Group Inc - Supplemental Labor	Yes.GHLSHDL.7947478	
0110	111	016520	016520	512005	0000	0304	5657		269.52			The Atlantic Group Inc - Supplemental Labor	Yes.GHLSHDL.7955095	
0110	111	016520	016520	512005	0000	0304	5657		269.52			The Atlantic Group Inc - Supplemental Labor	Yes.GHLSHDL.7963073	
0110	111	016520	016520	514100	0000	0304	5657		47.76			The Atlantic Group Inc - Supplemental Labor	Yes.GHMISCP.L.7935314	
0110	111	016520	016520	511100	0000	0304	5651		38.10			The Atlantic Group Inc - Supplemental Labor	Yes.GHMISCP.L.7936426	
0110	111	016520	016520	511100	0000	0304	5652		19.05			The Atlantic Group Inc - Supplemental Labor	Yes.GHMISCP.L.7938269	
0110	111	016520	016520	514100	0000	0304	5657		40.38			The Atlantic Group Inc - Supplemental Labor	Yes.GHMISCP.L.7939951	
0110	111	016520	016520	514100	0000	0304	5657		47.76			The Atlantic Group Inc - Supplemental Labor	Yes.GHMISCP.L.7947433	
0110	111	016520	016520	512100	0000	0304	5652		1,070.53			The Atlantic Group Inc - Supplemental Labor	Yes.GHPULCOAL.7899433	
0110	111	016520	016520	512100	0000	0304	5653		61.31			The Atlantic Group Inc - Supplemental Labor	Yes.GHPULCOAL.7937387	
0110	111	016520	016520	512100	0000	0304	5651		60.54			The Atlantic Group Inc - Supplemental Labor	Yes.GHPULCOAL.7941861	
0110	111	016520	016520	512100	0000	0304	5651		141.42			The Atlantic Group Inc - Supplemental Labor	Yes.GHPULCOAL.7959046	
0110	111	016520	016520	512100	0000	0304	5651		358.50			The Atlantic Group Inc - Supplemental Labor	Yes.GHPULCOAL.7959599	
0110	111	016520	016520	512100	0000	0304	5651		212.92			The Atlantic Group Inc - Supplemental Labor	Yes.GHPULCOAL.7959698	
0110	111	016520	016520	502100	0000	0304	5657		16,759.35			The Atlantic Group Inc - Supplemental Labor	Yes.GHPWOPS.7814534	
0110	111	016520	016520	512101	0000	0304	5651		2,489.42			The Atlantic Group Inc - Supplemental Labor	Yes.GHSCR.7772538	
0110	111	016520	016520	512101	0000	0304	5657		943.52			The Atlantic Group Inc - Supplemental Labor	Yes.GHSCR.7962790	
0110	111	016520	016520	512100	0000	0304	5652		1,239.26			The Atlantic Group Inc - Supplemental Labor	Yes.GHSOOTBLR.7683196	
0110	111	016520	016520	512100	0000	0304	5651		334.44			The Atlantic Group Inc - Supplemental Labor	Yes.GHSOOTBLR.7934758	
0110	111	016520	016520	512100	0000	0304	5653		223.88			The Atlantic Group Inc - Supplemental Labor	Yes.GHSOOTBLR.7934801	
0110	111	016520	016520	512100	0000	0304	5651		266.56			The Atlantic Group Inc - Supplemental Labor	Yes.GHSOOTBLR.7940072	
0110	111	016520	016520	512100	0000	0304	5653		233.18			The Atlantic Group Inc - Supplemental Labor	Yes.GHSOOTBLR.7940186	
0110	111	016520	016520	512100	0000	0304	5653		133.28			The Atlantic Group Inc - Supplemental Labor	Yes.GHSOOTBLR.7960334	
0110	111	016520	016520	512100	0000	0304	5653		202.52			The Atlantic Group Inc - Supplemental Labor	Yes.GHSOOTBLR.7960335	
0110	111	016520	016520	512100	0000	0304	5653		133.28			The Atlantic Group Inc - Supplemental Labor	Yes.GHSOOTBLR.7963786	
0110	111	016520	016520	511100	0000	0304	5657		2,719.70			The Atlantic Group Inc - Supplemental Labor	Yes.GHSTRGRND.7426173	
0110	111	016520	016520	511100	0000	0304	5657		3,211.62			The Atlantic Group Inc - Supplemental Labor	Yes.GHSTRGRND.7426176	
0110	111	016520	016520	511100	0000	0304	5657		7,549.20			The Atlantic Group Inc - Supplemental Labor	Yes.GHSTRGRND.7426180	
0110	111	016520	016520	511100	0000	0304	5657		191.04			The Atlantic Group Inc - Supplemental Labor	Yes.GHSTRGRND.7940023	
0110	111	016520	016520	511100	0000	0304	5655		20.18			The Atlantic Group Inc - Supplemental Labor	Yes.GHSTRGRND.7941862	
0110	111	016520	016520	511100	0000	0304	5657		157.35			The Atlantic Group Inc - Supplemental Labor	Yes.GHSTRGRND.7946793	
0110	111	016520	016520	511100	0000	0304	5657		1,835.02			The Atlantic Group Inc - Supplemental Labor	Yes.GHSTRGRND.7952211	
0110	111	016520	016520	513100	0000	0304	5655		175.68			The Atlantic Group Inc - Supplemental Labor	Yes.GHSVCWTR.7928621	
0110	111	016520	016520	513100	0000	0304	5655		76.20			The Atlantic Group Inc - Supplemental Labor	Yes.GHSVCWTR.7932314	
0110	111	016520	016520	513100	0000	0304	5652		40.36			The Atlantic Group Inc - Supplemental Labor	Yes.GHTURBGEN.7933972	
0110	111	016520	016520	513100	0000	0304	5653		38.10			The Atlantic Group Inc - Supplemental Labor	Yes.GHTURBGEN.7938267	
0110	111	016520	016520	513100	0000	0304	5654		19.05			The Atlantic Group Inc - Supplemental Labor	Yes.GHTURBGEN.7938268	
0110	111	016520	016520	513100	0000	0304	5651		19.05			The Atlantic Group Inc - Supplemental Labor	Yes.GHTURBGEN.7938327	
0110	111	016520	016520	513100	0000	0304	5652		19.05			The Atlantic Group Inc - Supplemental Labor	Yes.GHTURBGEN.7938657	
0110	111	016520	016520	513100	0000	0304	5652		40.36			The Atlantic Group Inc - Supplemental Labor	Yes.GHTURBGEN.7941998	
0110	111	016520	016520	513100	0000	0304	5656		43.92			The Atlantic Group Inc - Supplemental Labor	Yes.GHTWTRS.7935313	
0110	111	016520	016520	513100	0000	0304	5656		19.05			The Atlantic Group Inc - Supplemental Labor	Yes.GHTWTRS.7936427	
0110	111	016520	016520	513100	0000	0304	5656		21.96			The Atlantic Group Inc - Supplemental Labor	Yes.GHTWTRS.7953795	
0110	111	016520	016520	513100	0000	0304	5655		222.51			The Atlantic Group Inc - Supplemental Labor	Yes.GHTWTRS.7961462	
0110	111	016520	016520	511100	0000	0304	5657		38.10			The Atlantic Group Inc - Supplemental Labor	Yes.GHTWTRTRM.7936472	
0110	111	016520	016520	506159	0000	0304	5653		1,260.95			FACILITIES PERFORMANCE GROUP LLC - Supplemental Labor	Yes.GHSO3OPS.7676212	
0110	111	016520	016520	506159	0000	0304	5654		1,263.20			FACILITIES PERFORMANCE GROUP LLC - Supplemental Labor	Yes.GHSO3OPS.7676235	
0110	111	016520	016520	506159	0000	0304	5652		1,254.34			FACILITIES PERFORMANCE GROUP LLC - Supplemental Labor	Yes.GHSO3OPS.7676236	
0110	111	016520	016520	506159	0000	0304	5651		1,254.69			FACILITIES PERFORMANCE GROUP LLC - Supplemental Labor	Yes.GHSO3OPS.7680882	
0110	111	016520	016520	511100	0000	0304	5657		4,153.56			FACILITIES PERFORMANCE GROUP LLC - Supplemental Labor	Yes.GHSTRGRND.7674730	
0110	111	016520	016520	511100	0000	0304	5657		2,263.73			FACILITIES PERFORMANCE GROUP LLC - Supplemental Labor	Yes.GHSTRGRND.7710027	
0110	111	016520	016520	511100	0000	0304	5651		2,871.19			FACILITIES PERFORMANCE GROUP LLC - Supplemental Labor	Yes.GHSTRGRND.7941646	
0110	111	016520	016520	511100	0000	0304	5657		2,680.81			FACILITIES PERFORMANCE GROUP LLC - Supplemental Labor	Yes.GHSTRGRND.7941646	

Case No. 2020-00350

Attachment to Response to AG-KIUC-2 Question 22(h)

Page 140 of 166

Garrett

Database ORAOEBSPROD.OEBSPROD
 Data Access Set LGE ENERGY LLC
 Ledger LGE ENERGY LLC
 Chart Of Accounts Accounting Flexfield
 Currency USD

Category	* List - Text Accrual
Source	* List - Text Spreadsheet
Accounting Date	* List - Date 9/30/2020
Group ID	Number 29090
Batch Name	Text PG-SRF
Journal Name	Text J701-0110-0920
Journal Description	Text Power Generation Accrual
Reverse Journal	List - Text Yes
Reversal Period/Date	List - Text OCT-2020

Upl	Company	Product	Org	Exp Org	Account	IC	Exp Type	Loc	Debit	Credit	Stat Amount	Line Description	Line DFF (Project.Task)	Messages
					* List - Text				* Number	* Number	Number	Text	List - Text	
	0110	111	016710	002130	186074	0100	0375	0172	208,896.34			CR7 LTPC Variable Fee CT1 Service (KU) Siemens - Q3	Yes.CR7LTPCKU.LTPC186	
	0110	111	016710	002130	186074	0100	0475	0172	511,435.86			CR7 LTPC Variable Fee CT1 Matl (KU) Siemens - Q3	Yes.CR7LTPCKU.LTPC186	
	0110	111	016710	002130	186074	0100	0375	0172	207,224.41			CR7 LTPC Variable Fee CT2 Service (KU) Siemens - Q3	Yes.CR7LTPCKU.LTPC186	
	0110	111	016710	002130	186074	0100	0475	0172	507,342.53			CR7 LTPC Variable Fee CT2 Matl (KU) Siemens - Q3	Yes.CR7LTPCKU.LTPC186	
	0110	105	015590	015590	232031	0000	0699	0000		1,364,176.10			Yes.112958.232031	
	0110	105	015590	015590	232032	0000	0699	0000		11,174.10			Yes.112958.232032	
	0110	105	015590	015590	232033	0000	0699	0000		-			Yes.112958.232033	
	0110	111	015590	006250	232001	0100	0699	0000		1,606,486.32		Power Generation Monthly Accrual	Yes.112958.PPD	
	0110	111	015590	015590	232001	0000	0699	0000		1,867,125.33		Power Generation Monthly Accrual	Yes.112958.PPD	
	0110	111	015590	015590	143012	0000	0699	0000	352,643.96			Power Generation Monthly Accrual-Beneficial ReUse	Yes.112958.143012	
	0110	111	015590	015590	143012	0000	0699	0000				Power Generation Inventory	Yes.112958.143012	
Totals:									5,201,605.81	5,201,605.81				

Description: Power Generation Accrual

Prepared by: S Farrell Approved by: Stacy Ritchey Posted by: S Farrell

Upload/Concurrent ID: 54257212 Posted/Concurrent ID: 54258118
 Reverse Concurrent ID: 54315823 Reversal Posted/Concurrent ID: 54315832

Database ORAOEBSPROD.OEBSPROD
 Data Access Set LGE ENERGY LLC
 Ledger LGE ENERGY LLC
 Chart Of Accounts Accounting Flexfield
 Currency USD

Category	* List - Text Accrual
Source	* List - Text Spreadsheet
Accounting Date	* List - Date 10/31/2020
Group ID	Number 29090
Batch Name	Text PG-SRF
Journal Name	Text J701-0110-1020
Journal Description	Text Power Generation Accrual
Reverse Journal	List - Text Yes
Reversal Period/Date	List - Text NOV-2020

Upl	Company	Product	Org	Exp Org	Account	IC	Exp Type	Loc	Debit	Credit	Stat Amount	Line Description	Line DFF (Project/Task)	Messages
					* List - Text				* Number	* Number	Number	Text	List - Text	
	0110	111	016220	016300	186075	0000	0375	5636	26,763.39			BRCT LTSA Fixed/EOH Fee for CT6 Service (KU) GE International - 2020 Q3	Yes.156327KU.BRCT6	
	0110	111	016220	016300	186075	0000	0375	5637	25,942.31			BRCT LTSA Fixed/EOH Fee for CT7 Service (KU) GE International - 2020 Q3	Yes.156327KU.BRCT7	
	0100	111	002040	016300	186075	0110	0375	0460	16,403.37			BRCT LTSA Fixed/EOH Fee for CT6 Service (LGE) GE International - 2020 Q3	Yes.156327LGE.BRCT6	
	0100	111	002040	016300	186075	0110	0375	0461	15,900.12			BRCT LTSA Fixed/EOH Fee for CT7 Service (LGE) GE International - 2020 Q3	Yes.156327LGE.BRCT7	
	0110	111	016220	016220	107001	0000	0301	5623	750.00			Accrual-PO 619111-INCORP INDUSTRIES LLC-SCAFFOLDING AND INSULATI	Yes.163376.7892024	
	0110	111	016220	016220	512151	0000	0301	5623	12,000.00			Accrual-PO 701132-PRECISION SERVICES-AIR FILTER FOR 30" SHAFER AC	Yes.B3SCRAFP.7889569	
	0110	111	016220	016220	512151	0000	0301	5623	2,800.00			Accrual-PO 700720-TEAM INDUSTRIAL SERVICES INC-EXTERNAL VISUAL A	Yes.B3SCRTUS.7957999	
	0110	112	016220	016220	512100	0000	0301	5623	1,000.00			Accrual-PO 619111-INCORP INDUSTRIES LLC-SCAFFOLDING AND INSULATI	Yes.BR3AUXF20.7794693	
	0110	111	016220	016220	512151	0000	0301	5623	1,100.00			Accrual-PO 619111-INCORP INDUSTRIES LLC-SCAFFOLDING AND INSULATI	Yes.BR3SBOAH1.7953684	
	0110	111	016220	016220	426501	0000	0301	5623	1,531.40			Accrual-PO 683452-RUMPKE-HERRINGTON LAKE DUMPSTERS	Yes.BRADMIN.HERLAKE	
	0110	111	016220	016220	512100	0000	0301	5623	2,100.00			Accrual-PO 619111-INCORP INDUSTRIES LLC-SCAFFOLDING AND INSULATI	Yes.BRBOILDR.7956153	
	0110	111	016220	016220	512100	0000	0301	5623	850.00			Accrual-PO 703250-FLOSOURCE INC-LESLIE EVALUATION FEE	Yes.BRBOILERS.5623	
	0110	111	016220	016220	512100	0000	0301	5623	1,700.00			Accrual-PO 619111-INCORP INDUSTRIES LLC-SCAFFOLDING AND INSULATI	Yes.BRBOILDR.7963758	
	0110	111	016220	016220	512107	0000	0301	5620	16,905.03			Accrual-PO 699835-MPW INDUSTRIAL SERVICES INC-INDUSTRIAL CLEANIN	Yes.BRCRFLY.7950558	
	0110	111	016220	016220	512005	0000	0301	5630	24,920.00			Accrual-PO 701155-INCORP INDUSTRIES LLC-FGD INLET DUCT TXTERNAL	Yes.BRFGDABS.7965059	
	0110	111	016220	016220	502013	0000	0301	5620	2,500.00			Accrual-PO -SAIA CONSTRUCTION COMPANY LLC-GRAVEL	Yes.BRLANDFIL.502013	
	0110	111	016220	016220	514100	0000	0301	5620	1,500.00			Accrual-PO 688395-JOHNSON CONTROLS FIRE PROTECTION LP-SHED FIR	Yes.BRMISCEQ.7777549	
	0110	111	016220	016220	513100	0000	0301	5623	1,750.00			Accrual-PO 701948-ABELL ELEVATOR-FGD PEGA Elevator Drop Test Cord	Yes.BRMISCEQ.7084967	
	0110	111	016220	016220	513100	0000	0301	5623	630.00			Accrual-PO 702686-ABELL ELEVATOR-Service Call on 10/22/20 for CCRT Elev	Yes.BRMISCEQ.7084967	
	0110	111	016220	016220	511100	0000	0301	5620	21,600.00			Accrual-PO 701685-THOROUGHbred CONTRACTORS LLC-REPAIR UNIT 1,	Yes.BRROOFRPS.7972411	
	0110	111	016910	016220	544100	0000	0301	5691	5,000.00			Accrual-PO 699816-DOSS AND HORKY INC-DON STOCKTON - EVALUATING	Yes.DXMPE.5691	
	0110	111	016910	016220	542100	0000	0301	5691	27,678.40			Accrual-PO 701636-R AND P INDUSTRIAL CHIMNEY CO INC-BE ON SITE WE	Yes.DXSTRGR.5691	
	0110	111	016300	016300	553010	0000	0301	5636	15,987.36			Accrual-PO 687282-GE INTERNATIONAL INC-DISASSEMBLY & REASSEMBLY	Yes.BRCT6AINS.5636	
	0110	111	016300	016300	553010	0000	0301	5637	15,987.36			Accrual-PO 687282-GE INTERNATIONAL INC-DISASSEMBLY & REASSEMBLY	Yes.BRCT7AINS.5637	
	0110	111	016300	016300	553010	0000	0301	5642	2,000.00			Accrual-PO 702631-IEECO-PERFORM BI-MONTHLY AND ANNUAL PRC-005 C	Yes.BRCTAEE.5642	
	0110	111	016300	016300	552100	0000	0301	5636	3,444.70			Accrual-PO 698349-BAKER BOHNERT LLC-LABOR & EQUIPMENT TO REMO	Yes.BRCTEXSYS.7984832	
	0110	111	016300	016300	553010	0000	0301	5646	2,500.00			Accrual-PO 701844-SUNBELT RENTALS INC-AIR COMPRESSOR RENTAL TO	Yes.BRCTSTOR.5646	
	0110	111	016300	016300	553010	0000	0301	5646	7,929.39			Accrual-PO 702524-AARDCO-ISOLATOR/CONVERTER ASSY RS485/RS422	Yes.BRCTSTOR.5646	
	0110	111	016220	016220	107001	0000	0301	5623	1,500.00			Accrual-PO 619111-INCORP INDUSTRIES LLC-SCAFFOLDING AND INSULATI	Yes.157942.7977056	
	0110	111	016220	016220	107001	0000	0301	5623	10,014.14			Accrual-PO 696052-MECHANICAL CONSTRUCTION SERVICES INC-Change C	Yes.157942.107001	
	0110	111	016220	016220	107001	0000	0301	5623	206,000.00			Accrual-PO 666017-KSB INC-INSPECTION & REPAIR OF LUVAC PUMP	Yes.158723.107001	
	0110	111	016220	016220	107001	0000	0301	5630	493,693.86			Accrual-PO 697561-MECHANICAL CONSTRUCTION SERVICES INC-LABOR &	Yes.159633.107001	
	0110	111	016220	016220	107001	0000	0301	5630	587.00			Accrual-PO 701468-LIFTING GEAR HIRE CORP-(1-WEEK RENTAL) 5T AIR CH	Yes.160686.107001	
	0110	111	016300	016300	107001	0000	0301	5645	9,000.00			Accrual-PO 635342-AGE ENGINEERING SERVICES INC--CONDUCT ADDITIO	Yes.144541.107001	
	0110	111	016300	016300	107001	0000	0301	5645	23,882.00			Accrual-PO 663238-MISTRAS GROUP INC-Non-Destructible Testing / Non-Dest	Yes.144541.107001	
	0110	111	016300	016300	107001	0000	0301	5645	13,127.20			Accrual-PO 667539-JAN X RAY SERVICES INC-Provide Level III Technician for a	Yes.144541.107001	
	0110	111	016300	016300	107001	0000	0301	5645	2,640.00			Accrual-PO 701734-ARTS RENTAL EQUIPMENT INC-RENTAL OF MINI ALL TE	Yes.144541.107001	
	0110	111	016300	016300	107001	0000	0301	5645	7,704.00			Accrual-PO 699065-DOSS AND HORKY INC-BUILD A SHELTER	Yes.156176.107001	
	0110	111	016300	016300	107001	0000	0301	5636	14,925.00			Accrual-PO 701253-ABB INC-MOD-26 TESTING OF BR6 AVR	Yes.157263.107001	
	0110	111	016300	016300	107001	0000	0301	5642	30,282.00			Accrual-PO 692467-EN ENGINEERING LLC-30% Software Acceptance Test Mil	Yes.157267.107001	
	0110	111	016300	016300	107001	0000	0452	5642	17,574.60			Accrual-PO 692467-EN ENGINEERING LLC-30% Software Acceptance Test Mil	Yes.157267.107001	
	0110	111	016300	016300	107001	0000	0301	5642	35,000.00			Accrual-PO 692467-EN ENGINEERING LLC-COMMISSIONING SUPPORT	Yes.157267.107001	
	0110	111	016300	016300	107001	0000	0301	5642	27,161.32			Accrual-PO 697846-READY ELECTRIC CO INC-REDUCING STATION CONTR	Yes.157267.107001	
	0110	111	016300	016300	107001	0000	0301	5642	1,500.00			Accrual-PO 700877-MISTRAS GROUP INC-NDE SUPPORT OF AMMONIA COM	Yes.157267.107001	
	0110	111	016300	016300	107001	0000	0301	5642	3,000.00			Accrual-PO 697846-READY ELECTRIC CO INC-CONDUIT INSTALL LABOR	Yes.157274.107001	
	0110	111	016300	016300	107001	0000	0301	5635	43,372.00			Accrual-PO 699763-IEECO-BATTERIES ARRIVED/INSTALLED	Yes.159659.107001	
	0110	111	016300	016300	107001	0000	0301	5636	43,372.00			Accrual-PO 699763-IEECO-BATTERIES ARRIVED/INSTALLED	Yes.159659.107001	

Case No. 2020-00350

Attachment to Response to AG-KIUC-2 Question 22(h)

Page 142 of 166

Garrett

Database ORAOEBSPROD.OEBSPROD
 Data Access Set LGE ENERGY LLC
 Ledger LGE ENERGY LLC
 Chart Of Accounts Accounting Flexfield
 Currency USD

Category	* List - Text	Accrual
Source	* List - Text	Spreadsheet
Accounting Date	* List - Date	10/31/2020
Group ID	Number	29090
Batch Name	Text	PG-SRF
Journal Name	Text	J701-0110-1020
Journal Description	Text	Power Generation Accrual
Reverse Journal	List - Text	Yes
Reversal Period/Date	List - Text	NOV-2020

Upl	Company	Product	Org	Exp Org	Account	IC	Exp Type	Loc	Debit	Credit	Stat Amount	Line Description	Line DFF (Project/Task)	Messages
					* List - Text				* Number	* Number	Number	Text	List - Text	
	0110	111	016300	016300	107001	0000	0301	5637	43,372.00			Accrual-PO 699763-IEECO-BATTERIES ARRIVED/INSTALLED	Yes.159662.107001	
	0110	111	016300	016300	107001	0000	0301	5646	46,612.00			Accrual-PO 695190-ZENAR SERVICE GROUP LLC-Labor	Yes.159665.107001	
	0110	111	016300	016300	107001	0000	0452	5646	34,485.00			Accrual-PO 695190-ZENAR SERVICE GROUP LLC-Material	Yes.159665.107001	
	0110	111	016300	016300	107001	0000	0301	5642	14,000.00			Accrual-PO 694268-AARDCO-(Not to exceed) 2 men x 5 days x 8 hours per day	Yes.162300.107001	
	0110	111	016910	016910	107001	0000	0301	5691	60,000.00			Accrual-PO -HDR-DESIGN MEMORANDUM #1/DESIGN MEMORANDUM #2	Yes.146434.107001	
	0110	111	016300	016300	549100	0000	0301	5636	900.00			Accrual-PO 635044-Airgas-Mid America-CT6 Nitrogen Tube Trailer Rental	Yes.BRCTMEXP.CT6GAS	
	0110	111	016300	016300	549100	0000	0301	5637	900.00			Accrual-PO 635044-Airgas-Mid America-CT7 Nitrogen Tube Trailer Rental	Yes.BRCTMEXP.CT7GAS	
	0110	111	016220	016220	505100	0000	0301	5620	950.00			Accrual-PO 543337-Airgas-Mid America-BR Steam Hydrogen Tube Trailer Rental	Yes.BRHYDCRBN.5620	
	0110	111	016220	016220	502002	0000	0413	5620	2,500.00			Accrual-PO 580526-Brenntag MidSouth-BR Water Treatment Chemicals	Yes.BRWTCHEM.5620	
	0110	111	016220	016220	511100	0000	0303	5620	3,500.00			Accrual-PO -Day & Zimmerman-Cleaning Supplies	Yes.BRSTRGR.5620	
	0110	111	016220	016220	514100	0000	0301	5620	7,000.00			Accrual-PO 637541-Black and Veatch Corp-Remote Performance Monitoring	Yes.BRSFWLIC.RPM	
	0110	111	016220	016220	502013	0000	0304	5620	61,000.00			Accrual-PO -SAIIA-Landfill Operation	Yes.BRLANDFIL.502013	
	0110	111	016380	016220	554100	0000	0301	6001	3,750.00			Accrual-PO 639730-BAIN'S LAWN & LANDSCAPING LLC-Simpsonville Solar Sh	Yes.SLRSHRMT.C.MOWING	
	0110	111	016220	016220	514100	0000	0301	5605	3,785.00			Accrual-PO 639730-BAIN'S LAWN & LANDSCAPING LLC-Tyrone Mowing	Yes.TYMISCEXP.MOWING	
	0110	111	016220	016220	506100	0000	0301	5620	13,034.00			Accrual-PO 639730-BAIN'S LAWN & LANDSCAPING LLC-Brown Steam Mowing	Yes.BRMISCEXP.MOWING	
	0110	111	016300	016220	549100	0000	0301	5642	2,502.75			Accrual-PO 639730-BAIN'S LAWN & LANDSCAPING LLC-Combustion Turbine M	Yes.BRCTMEXP.MOWING	
	0110	111	016910	016220	539100	0000	0301	5691	1,668.57			Accrual-PO 639730-BAIN'S LAWN & LANDSCAPING LLC-Dix Dam Mowing	Yes.DXMISCEXP.MOWING	
	0110	111	016390	016220	554100	0000	0301	5648	2,082.00			Accrual-PO 639730-BAIN'S LAWN & LANDSCAPING LLC-Brown Solar Mowing	Yes.BRSLRMT.C.MOWING	
	0110	111	016220	016220	512017	0000	0304	5623	45.34			Accrual-PO-DAY & ZIMMERMAN (ATLANTIC GROUP)-TRAC SERVICES	Yes.BRASHHAND.7963132	
	0110	111	016220	016220	512017	0000	0304	5620	269.20			Accrual-PO-DAY & ZIMMERMAN (ATLANTIC GROUP)-TRAC SERVICES	Yes.BRASHHAND.7963348	
	0110	111	016220	016220	512017	0000	0304	5620	269.20			Accrual-PO-DAY & ZIMMERMAN (ATLANTIC GROUP)-TRAC SERVICES	Yes.BRASHHAND.7964219	
	0110	111	016220	016220	512017	0000	0304	5620	269.20			Accrual-PO-DAY & ZIMMERMAN (ATLANTIC GROUP)-TRAC SERVICES	Yes.BRASHHAND.7964783	
	0110	111	016220	016220	512100	0000	0304	5620	45.34			Accrual-PO-DAY & ZIMMERMAN (ATLANTIC GROUP)-TRAC SERVICES	Yes.BRFUELHAN.7962592	
	0110	111	016220	016220	512100	0000	0304	5623	136.02			Accrual-PO-DAY & ZIMMERMAN (ATLANTIC GROUP)-TRAC SERVICES	Yes.BRFUELHAN.7986884	
	0110	111	016220	016220	512100	0000	0304	5620	104.82			Accrual-PO-DAY & ZIMMERMAN (ATLANTIC GROUP)-TRAC SERVICES	Yes.BRFUELHAN.7986181	
	0110	111	016220	016220	512100	0000	0304	5620	33.65			Accrual-PO-DAY & ZIMMERMAN (ATLANTIC GROUP)-TRAC SERVICES	Yes.BRFUELHAN.7963356	
	0110	111	016220	016220	512100	0000	0304	5620	33.65			Accrual-PO-DAY & ZIMMERMAN (ATLANTIC GROUP)-TRAC SERVICES	Yes.BRFUELHAN.7981036	
	0110	111	016220	016220	512100	0000	0304	5620	33.65			Accrual-PO-DAY & ZIMMERMAN (ATLANTIC GROUP)-TRAC SERVICES	Yes.BRFUELHAN.7978165	
	0110	111	016220	016220	512100	0000	0304	5620	67.30			Accrual-PO-DAY & ZIMMERMAN (ATLANTIC GROUP)-TRAC SERVICES	Yes.BRFUELHAN.7981034	
	0110	111	016220	016220	512100	0000	0304	5620	50.48			Accrual-PO-DAY & ZIMMERMAN (ATLANTIC GROUP)-TRAC SERVICES	Yes.BRFUELHAN.7964563	
	0110	111	016220	016220	512100	0000	0304	5620	438.30			Accrual-PO-DAY & ZIMMERMAN (ATLANTIC GROUP)-TRAC SERVICES	Yes.BRFUELHAN.7966443	
	0110	111	016220	016220	512100	0000	0304	5620	87.66			Accrual-PO-DAY & ZIMMERMAN (ATLANTIC GROUP)-TRAC SERVICES	Yes.BRFUELHAN.7898917	
	0110	111	016220	016220	514100	0000	0304	5620	80.48			Accrual-PO-DAY & ZIMMERMAN (ATLANTIC GROUP)-TRAC SERVICES	Yes.BRMISCEQ.7853788	
	0110	111	016220	016220	514100	0000	0304	5620	235.55			Accrual-PO-DAY & ZIMMERMAN (ATLANTIC GROUP)-TRAC SERVICES	Yes.BRMISCEQ.7960038	
	0110	111	016220	016220	513100	0000	0304	5620	16.82			Accrual-PO-DAY & ZIMMERMAN (ATLANTIC GROUP)-TRAC SERVICES	Yes.BRMISCEQ.7964554	
	0110	111	016220	016220	514100	0000	0304	5620	33.65			Accrual-PO-DAY & ZIMMERMAN (ATLANTIC GROUP)-TRAC SERVICES	Yes.BRMISCEQ.7964672	
	0110	111	016220	016220	511100	0000	0304	5620	3,447.53			Accrual-PO-DAY & ZIMMERMAN (ATLANTIC GROUP)-TRAC SERVICES	Yes.BRSTRGR.7084290	
	0110	111	016220	016220	511100	0000	0304	5620	2,696.62			Accrual-PO-DAY & ZIMMERMAN (ATLANTIC GROUP)-TRAC SERVICES	Yes.BRSTRGR.7769243	
	0110	111	016220	016220	511100	0000	0304	5620	1,327.95			Accrual-PO-DAY & ZIMMERMAN (ATLANTIC GROUP)-TRAC SERVICES	Yes.BRSTRGR.7769243	
	0110	111	016220	016220	511100	0000	0304	5623	90.68			Accrual-PO-DAY & ZIMMERMAN (ATLANTIC GROUP)-TRAC SERVICES	Yes.BRSTRGR.7965566	
	0110	111	016220	016220	511100	0000	0304	5623	90.68			Accrual-PO-DAY & ZIMMERMAN (ATLANTIC GROUP)-TRAC SERVICES	Yes.BRSTRGR.7976722	
	0110	111	016220	016220	511100	0000	0304	5620	80.48			Accrual-PO-DAY & ZIMMERMAN (ATLANTIC GROUP)-TRAC SERVICES	Yes.BRSTRGR.7986168	
	0110	111	016220	016220	511100	0000	0304	5620	67.30			Accrual-PO-DAY & ZIMMERMAN (ATLANTIC GROUP)-TRAC SERVICES	Yes.BRSTRGR.7983734	
	0110	111	016220	016220	511100	0000	0304	5620	33.65			Accrual-PO-DAY & ZIMMERMAN (ATLANTIC GROUP)-TRAC SERVICES	Yes.BRSTRGR.7963188	
	0110	111	016220	016220	511100	0000	0304	5620	148.40			Accrual-PO-DAY & ZIMMERMAN (ATLANTIC GROUP)-TRAC SERVICES	Yes.BRSTRGR.7964792	
	0110	111	016910	016220	544100	0000	0304	5691	226.70			Accrual-PO-DAY & ZIMMERMAN (ATLANTIC GROUP)-TRAC SERVICES	Yes.DXMPE.7976728	
	0110	111	016910	016220	545100	0000	0304	5691	33.65			Accrual-PO-DAY & ZIMMERMAN (ATLANTIC GROUP)-TRAC SERVICES	Yes.DXMPE.7964548	
	0110	111	016910	016220	545100	0000	0304	5691	33.65			Accrual-PO-DAY & ZIMMERMAN (ATLANTIC GROUP)-TRAC SERVICES	Yes.DXMPE.7964588	

Case No. 2020-00350

Attachment to Response to AG-KIUC-2 Question 22(h)

Page 143 of 166

Garrett

Database ORAOEBSPROD.OEBSPROD
 Data Access Set LGE ENERGY LLC
 Ledger LGE ENERGY LLC
 Chart Of Accounts Accounting Flexfield
 Currency USD

Category	* List - Text	Accrual
Source	* List - Text	Spreadsheet
Accounting Date	* List - Date	10/31/2020
Group ID	Number	29090
Batch Name	Text	PG-SRF
Journal Name	Text	J701-0110-1020
Journal Description	Text	Power Generation Accrual
Reverse Journal	List - Text	Yes
Reversal Period/Date	List - Text	NOV-2020

Upl	Company	Product	Org	Exp Org	Account	IC	Exp Type	Loc	Debit	Credit	Stat Amount	Line Description	Line DFF (Project/Task)	Messages
					* List - Text				* Number	* Number	Number	Text	List - Text	
	0110	111	016220	016220	502013	0000	0304	5620	1,692.48			Accrual-PO-DAY & ZIMMERMAN (ATLANTIC GROUP)-TRAC SERVICES	Yes.BRCCROPS.7322092	
	0110	111	016300	016220	554100	0000	0304	5642	67.30			Accrual-PO-DAY & ZIMMERMAN (ATLANTIC GROUP)-TRAC SERVICES	Yes.BRCTMPE.7986231	
	0110	111	016220	016220	501090	0000	0304	5620	4,724.88			Accrual-PO-DAY & ZIMMERMAN (ATLANTIC GROUP)-TRAC SERVICES	Yes.BROPSFH.7794658	
	0110	111	016220	016220	512107	0000	0304	5620	160.96			Accrual-PO-DAY & ZIMMERMAN (ATLANTIC GROUP)-TRAC SERVICES	Yes.BRCCRFY.7987369	
	0110	111	016220	016220	512005	0000	0304	5630	136.02			Accrual-PO-DAY & ZIMMERMAN (ATLANTIC GROUP)-TRAC SERVICES	Yes.BRFGDLPR.7958518	
	0110	111	016910	016220	544100	0000	0304	5691	136.02			Accrual-PO-DAY & ZIMMERMAN (ATLANTIC GROUP)-TRAC SERVICES	Yes.DXTURGEN.7966830	
	0110	111	016220	016220	512100	0000	0304	5623	120.72			Accrual-PO-DAY & ZIMMERMAN (ATLANTIC GROUP)-TRAC SERVICES	Yes.BRPULV.7986241	
	0110	111	016220	016220	512107	0000	0304	5620	350.64			Accrual-PO-DAY & ZIMMERMAN (ATLANTIC GROUP)-TRAC SERVICES	Yes.BRCCRBOT.7966451	
	0110	111	016220	016220	513100	0000	0304	5623	45.34			Accrual-PO-DAY & ZIMMERMAN (ATLANTIC GROUP)-TRAC SERVICES	Yes.BRSRVWAT.7963336	
	0110	111	016220	016220	513100	0000	0304	5623	136.02			Accrual-PO-DAY & ZIMMERMAN (ATLANTIC GROUP)-TRAC SERVICES	Yes.BRCRCWAT.7963333	
	0110	111	016220	016220	512100	0000	0304	5623	175.32			Accrual-PO-DAY & ZIMMERMAN (ATLANTIC GROUP)-TRAC SERVICES	Yes.BRBOILERS.7976022	
	0110	111	016220	016220	512005	0000	0304	5630	80.48			Accrual-PO-DAY & ZIMMERMAN (ATLANTIC GROUP)-TRAC SERVICES	Yes.BRFGDABS.7976161	
	0110	111	016220	016220	506100	0000	0304	5620	763.26			Accrual-PO-DAY & ZIMMERMAN (ATLANTIC GROUP)-TRAC SERVICES	Yes.BRMISCEXP.BRDISINFECT	
	0110	111	016220	016220	506100	0000	0304	5620	138.54			Accrual-PO-DAY & ZIMMERMAN (ATLANTIC GROUP)-TRAC SERVICES	Yes.BRMISCEXP.BRDISINFECT	
	0110	111	016300	016220	554100	0000	0304	5642	321.92			Accrual-PO-DAY & ZIMMERMAN (ATLANTIC GROUP)-TRAC SERVICES	Yes.BRCTDEMIN.7978181	
	0110	112	016220	016220	512151	0000	0304	5623	40.24			Accrual-PO-DAY & ZIMMERMAN (ATLANTIC GROUP)-TRAC SERVICES	Yes.BR3AUXF20.7979437	
	0110	111	016910	016220	544100	0000	0304	5691	67.30			Accrual-PO-DAY & ZIMMERMAN (ATLANTIC GROUP)-TRAC SERVICES	Yes.DXAE.7963139	
	0110	111	016300	016300	107001	0000	0301	5641	168,864.00			Accrual-PO-GE-Upon Receipt of Order	Yes.147950.107001	
	0110	111	016520	016520	107001	0000	0301	5657	28,000.00			GH DTLS Access Improvement	Yes.163402.7909945	
	0110	111	016520	016520	107001	0000	0452	5652	207,471.96			GH 2-2 FGD Header Replacement	Yes.151399.7896421	
	0110	111	016520	016520	107001	0000	0375	5657	76,894.00			SFCC Platforms	Yes.159419.7415868	
	0110	111	016520	016520	108901	0000	0375	5657	9,400.00			SFCC Platforms	Yes.159419.7868505	
	0110	111	016520	016520	512107	0000	0301	5657	3,397.50			ONSITE QAQC AND FINAL REPORT	Yes.GHCCRMNTC.7835309	
	0110	111	016520	016520	512107	0000	0301	5657	3,397.50			ONSITE QAQC AND FINAL REPORT	Yes.GHCCRMNTC.7749138	
	0110	111	016520	016520	107001	0000	0301	5653	125,670.00			GH3 PJFF Bag Replacement - Investment	Yes.135282.7662944	
	0110	111	016520	016520	108901	0000	0301	5653	196,518.00			GH3 PJFF Bag Replacement - Retirement	Yes.135282.7662950	
	0110	111	016520	016520	107001	0000	0303	5651	49,428.60			GH1 PJFF Hoist Upgrade	Yes.162740.7848754	
	0110	111	016520	016520	511100	0000	0452	5657	10,300.00			FPG CONSUMABLES	Yes.GHSTRGRND.7710144	
	0110	112	016520	016520	512100	0000	0303	5652	24,200.00			U-2 REPLACEMENT BURNER LINES	Yes.GH2S20.7893354	
	0110	112	016520	016520	512100	0000	0303	5653	13,300.00			U-3 BOILER CHEMICAL CLEAN SPOOL PIECES	Yes.GH3F20.7920825	
	0110	111	016520	016520	108901	0000	0301	5653	68,295.60			3-2 AH Hot End Basket Replacement	Yes.162774.7870317	
	0110	111	016520	016520	107001	0000	0301	5653	159,356.40			3-2 AH Hot End Basket Replacement	Yes.162774.7859203	
	0110	112	016520	016520	512100	0000	0301	5653	139,253.00			3-1 AH Hot End "E" Basket Replacement	Yes.GH3F20.7856925	
	0110	111	016520	016520	107001	0000	0452	5654	65,112.80			GH4 coal nozzles	Yes.161933.107001	
	0110	111	016520	016520	512100	0000	0304	5651	1,683.00			SUPERINTENDENT TIME TRACKING	Yes.GHBOILER.7710048	
	0110	112	016520	016520	512100	0000	0304	5653	2,013.00			U-3 OUTAGE SCAFFOLDING&INSULATION	Yes.GH3F20.7913467	
	0110	112	016520	016520	512100	0000	0301	5653	23,034.00			U-3 OUTAGE SCAFFOLDING&INSULATION	Yes.GH3F20.7913467	
	0110	112	016520	016520	512100	0000	0301	5653	1,881.00			INSUL-3-1&3-2 AH GUIDE BRG.	Yes.GH3F20.7949651	
	0110	112	016520	016520	512100	0000	0301	5653	594.00			SCAFFOLDING SENSING LINE FOR D&Z	Yes.GH3F20.7979792	
	0110	112	016520	016520	512100	0000	0301	5653	396.00			SCAFFOLDING U-3 PM FURNANCE TAPS	Yes.GH3F20.7975919	
	0110	111	016520	016520	512100	0000	0301	5653	990.00			3 D LP HEATER LINE LEAK TO COND.	Yes.GHCOND.7967762	
	0110	112	016520	016520	513100	0000	0301	5653	1,881.00			U-3 MAIN STEAM VLV.INSPECTION SUPPORT	Yes.GH3F20.7924824	
	0110	111	016520	016520	512100	0000	0301	5653	264.00			U-3 G HTR.EMER.DRAIN LINE LEAK	Yes.GHFDWTR.7752466	
	0110	111	016520	016520	512017	0000	0301	5651	2,508.00			REMOVE U-1&2 HYDROVEYORS	Yes.GHASHHDL.7989292	
	0110	111	016520	016520	512100	0000	0301	5657	2,772.00			SCAFFOLD 10K FEEDER INSPECTION	Yes.GHFUELHDL.7986837	
	0110	111	016520	016520	511100	0000	0301	5657	25,343.61			10 K SILO 5 YEAR INSPECTION	Yes.GHSTRGRND.7624162	
	0110	111	016520	016520	107001	0000	0301	5653	9,300.00			ACVP FOUNDATION WORK	Yes.GH3F20.7884817	
	0110	112	016520	016520	512100	0000	0301	5653	15,041.10			Ghent Unit 3 Boiler Inspection	Yes.GH3F20.7884817	

Attachment to Response to AG-KIUC-2 Question 22(h)

Case No. 2020-00350

Page 144 of 166

Garrett

Database ORAOEBSPROD.OEBSPROD
 Data Access Set LGE ENERGY LLC
 Ledger LGE ENERGY LLC
 Chart Of Accounts Accounting Flexfield
 Currency USD

Category	* List - Text Accrual
Source	* List - Text Spreadsheet
Accounting Date	* List - Date 10/31/2020
Group ID	Number 29090
Batch Name	Text PG-SRF
Journal Name	Text J701-0110-1020
Journal Description	Text Power Generation Accrual
Reverse Journal	List - Text Yes
Reversal Period/Date	List - Text NOV-2020

Upl	Company	Product	Org	Exp Org	Account	IC	Exp Type	Loc	Debit	Credit	Stat Amount	Line Description	Line DFF (Project,Task)	Messages
					* List - Text				* Number	* Number	Number	Text	List - Text	
	0110	111	016520	016520	502013	0000	0301	5657	28,900.00			Tetra Tech - Monthly Landfill Fee	Yes.GHCCROPS.CCROPS	
	0110	111	016520	016520	502011	0000	0699	5657		178,870.55		CertainTeed - Gypsum Sales - ECR	Yes.GH-GYPSAL.GYP SALES ECR	
	0110	111	016520	016520	502001	0000	0699	5657	36,666.67			CertainTeed - Gypsum Sales - Non ECR	Yes.GHGYPYSALE.GYPSUM SALES	
	0110	111	016520	016520	502011	0000	0699	5657	43,302.06			CertainTeed - Gypsum Sales - ECR - October Premium	Yes.GH-GYPSAL.GYP SALES ECR	
	0110	111	016520	016520	501253	0000	0699	5654		46,703.66		Boral Resources - Ash Sales	Yes.GHASHSALE.SALES	
	0110	112	016520	016520	513100	0000	0452	5654	1,047.95			On Hold Report - F&M Matco Inc	Yes.GH4TOF20.7905615	
	0110	111	016520	016520	511100	0000	0304	5657	7,466.17			FACILITIES PERFORMANCE GROUP LLC - Supplemental Labor	Yes.GHSTRGRND.7674730	
	0110	111	016520	016520	512011	0000	0301	5654	564.20			INCORP INDUSTRIES LLC - Auxiliary Labor	Yes.GHPRECIP.7981994	
	0110	111	016520	016520	512100	0000	0301	5653	360.75			INCORP INDUSTRIES LLC - Auxiliary Labor	Yes.GHSOOTBLR.7924149	
	0110	111	016520	016520	511100	0000	0301	5654	1,066.00			INCORP INDUSTRIES LLC - Auxiliary Labor	Yes.GHSTRGRND.7977168	
	0110	111	016520	016520	513100	0000	0301	5651	639.60			INCORP INDUSTRIES LLC - Auxiliary Labor	Yes.GHTURBGEN.7982038	
	0110	111	016520	016520	511100	0000	0301	5657	813.30			INCORP INDUSTRIES LLC - Auxiliary Labor	Yes.GHWTRTRM.7977167	
	0110	111	016520	016520	512100	0000	0304	5651	4,160.60			INCORP INDUSTRIES LLC - Supplemental Labor	Yes.GHBOILER.7710048	
	0110	111	016520	016520	512011	0000	0304	5654	134.96			INCORP INDUSTRIES LLC - Supplemental Labor	Yes.GHPRECIP.7981994	
	0110	111	016520	016520	512100	0000	0304	5653	134.96			INCORP INDUSTRIES LLC - Supplemental Labor	Yes.GHSOOTBLR.7924149	
	0110	111	016520	016520	511100	0000	0304	5654	269.92			INCORP INDUSTRIES LLC - Supplemental Labor	Yes.GHSTRGRND.7977168	
	0110	111	016520	016520	512100	0000	0301	5652	2,405.60			THE ATLANTIC GROUP INC - Auxiliary Labor	Yes.GHDCS.7958944	
	0110	111	016520	016520	512005	0000	0301	5651	10,731.78			THE ATLANTIC GROUP INC - Auxiliary Labor	Yes.GHFCD.7986881	
	0110	111	016520	016520	512100	0000	0301	5657	587.60			THE ATLANTIC GROUP INC - Auxiliary Labor	Yes.GHFUELHDL.7965088	
	0110	111	016520	016520	512100	0000	0301	5657	1,637.80			THE ATLANTIC GROUP INC - Auxiliary Labor	Yes.GHFUELHDL.7966375	
	0110	111	016520	016520	512100	0000	0301	5657	22,490.11			THE ATLANTIC GROUP INC - Auxiliary Labor	Yes.GHFUELHDL.7970070	
	0110	111	016520	016520	512100	0000	0301	5657	4,298.24			THE ATLANTIC GROUP INC - Auxiliary Labor	Yes.GHFUELHDL.7971523	
	0110	111	016520	016520	512100	0000	0301	5656	231.30			THE ATLANTIC GROUP INC - Auxiliary Labor	Yes.GHFUELHDL.7986819	
	0110	111	016520	016520	512100	0000	0301	5657	1,082.68			THE ATLANTIC GROUP INC - Auxiliary Labor	Yes.GHFUELHDL.7986873	
	0110	111	016520	016520	512005	0000	0301	5657	2,536.46			THE ATLANTIC GROUP INC - Auxiliary Labor	Yes.GHGYPSUM.7981047	
	0110	111	016520	016520	511100	0000	0301	5657	4,626.86			THE ATLANTIC GROUP INC - Auxiliary Labor	Yes.GHMISCP.L.7986856	
	0110	111	016520	016520	512100	0000	0301	5653	495.08			THE ATLANTIC GROUP INC - Auxiliary Labor	Yes.GHPULCOAL.7953702	
	0110	111	016520	016520	512100	0000	0301	5654	353.28			THE ATLANTIC GROUP INC - Auxiliary Labor	Yes.GHPULCOAL.7955039	
	0110	111	016520	016520	512100	0000	0301	5653	5,932.28			THE ATLANTIC GROUP INC - Auxiliary Labor	Yes.GHPULCOAL.7961428	
	0110	111	016520	016520	512100	0000	0301	5652	220.80			THE ATLANTIC GROUP INC - Auxiliary Labor	Yes.GHPULCOAL.7987502	
	0110	111	016520	016520	512100	0000	0301	5653	1,154.20			THE ATLANTIC GROUP INC - Auxiliary Labor	Yes.GHPULCOAL.7991100	
	0110	111	016520	016520	512101	0000	0301	5651	2,851.13			THE ATLANTIC GROUP INC - Auxiliary Labor	Yes.GHSCR.7772538	
	0110	111	016520	016520	512100	0000	0301	5653	310.04			THE ATLANTIC GROUP INC - Auxiliary Labor	Yes.GHSOOTBLR.7921900	
	0110	111	016520	016520	512100	0000	0301	5653	185.04			THE ATLANTIC GROUP INC - Auxiliary Labor	Yes.GHSOOTBLR.7931902	
	0110	111	016520	016520	512100	0000	0301	5653	217.52			THE ATLANTIC GROUP INC - Auxiliary Labor	Yes.GHSOOTBLR.7942407	
	0110	111	016520	016520	512100	0000	0301	5651	92.52			THE ATLANTIC GROUP INC - Auxiliary Labor	Yes.GHSOOTBLR.7947424	
	0110	111	016520	016520	512100	0000	0301	5653	92.52			THE ATLANTIC GROUP INC - Auxiliary Labor	Yes.GHSOOTBLR.7959585	
	0110	111	016520	016520	512100	0000	0301	5651	46.26			THE ATLANTIC GROUP INC - Auxiliary Labor	Yes.GHSOOTBLR.7963272	
	0110	111	016520	016520	512100	0000	0301	5653	46.26			THE ATLANTIC GROUP INC - Auxiliary Labor	Yes.GHSOOTBLR.7963309	
	0110	111	016520	016520	512100	0000	0301	5654	680.12			THE ATLANTIC GROUP INC - Auxiliary Labor	Yes.GHSOOTBLR.7963695	
	0110	111	016520	016520	512100	0000	0301	5651	92.52			THE ATLANTIC GROUP INC - Auxiliary Labor	Yes.GHSOOTBLR.7966343	
	0110	111	016520	016520	512100	0000	0301	5654	138.78			THE ATLANTIC GROUP INC - Auxiliary Labor	Yes.GHSOOTBLR.7974195	
	0110	111	016520	016520	512100	0000	0301	5654	758.86			THE ATLANTIC GROUP INC - Auxiliary Labor	Yes.GHSOOTBLR.7979789	
	0110	111	016520	016520	512100	0000	0301	5651	92.52			THE ATLANTIC GROUP INC - Auxiliary Labor	Yes.GHSOOTBLR.7979979	
	0110	111	016520	016520	512100	0000	0301	5651	310.04			THE ATLANTIC GROUP INC - Auxiliary Labor	Yes.GHSOOTBLR.7981064	
	0110	111	016520	016520	512100	0000	0301	5651	587.60			THE ATLANTIC GROUP INC - Auxiliary Labor	Yes.GHSOOTBLR.7981068	
	0110	111	016520	016520	512100	0000	0301	5654	138.78			THE ATLANTIC GROUP INC - Auxiliary Labor	Yes.GHSOOTBLR.7983746	
	0110	111	016520	016520	512100	0000	0301	5654	138.78			THE ATLANTIC GROUP INC - Auxiliary Labor	Yes.GHSOOTBLR.7983746	

Case No. 2020-00350

Attachment to Response to AG-KIUC-2 Question 22(h)

Page 145 of 166

Garrett

Database ORAOEBSPROD.OEBSPROD
 Data Access Set LGE ENERGY LLC
 Ledger LGE ENERGY LLC
 Chart Of Accounts Accounting Flexfield
 Currency USD

Category	* List - Text Accrual
Source	* List - Text Spreadsheet
Accounting Date	* List - Date 10/31/2020
Group ID	Number 29090
Batch Name	Text PG-SRF
Journal Name	Text J701-0110-1020
Journal Description	Text Power Generation Accrual
Reverse Journal	List - Text Yes
Reversal Period/Date	List - Text NOV-2020

Upl	Company	Product	Org	Exp Org	Account	IC	Exp Type	Loc	Debit	Credit	Stat Amount	Line Description	Line DFF (Project,Task)	Messages
					* List - Text				* Number	* Number	Number	Text	List - Text	
	0110	111	016520	016520	511100	0000	0301	5652	185.04			THE ATLANTIC GROUP INC - Auxiliary Labor	Yes.GHSTRGRND.7953785	
	0110	111	016520	016520	511100	0000	0301	5657	990.16			THE ATLANTIC GROUP INC - Auxiliary Labor	Yes.GHSTRGRND.7963248	
	0110	111	016520	016520	511100	0000	0301	5657	1,175.20			THE ATLANTIC GROUP INC - Auxiliary Labor	Yes.GHSTRGRND.7969551	
	0110	111	016520	016520	511100	0000	0301	5657	865.16			THE ATLANTIC GROUP INC - Auxiliary Labor	Yes.GHSTRGRND.7978122	
	0110	111	016520	016520	513100	0000	0301	5653	495.08			THE ATLANTIC GROUP INC - Auxiliary Labor	Yes.GHTURBGEN.7979808	
	0110	111	016520	016520	513100	0000	0301	5655	356.30			THE ATLANTIC GROUP INC - Auxiliary Labor	Yes.GHTWTRS.7986251	
	0110	111	016520	016520	512017	0000	0304	5652	60.54			THE ATLANTIC GROUP INC - Supplemental Labor	Yes.GHASHHDL.7963102	
	0110	111	016520	016520	512017	0000	0304	5652	60.54			THE ATLANTIC GROUP INC - Supplemental Labor	Yes.GHASHHDL.7963104	
	0110	111	016520	016520	512017	0000	0304	5652	20.18			THE ATLANTIC GROUP INC - Supplemental Labor	Yes.GHASHHDL.7964539	
	0110	111	016520	016520	512017	0000	0304	5652	40.36			THE ATLANTIC GROUP INC - Supplemental Labor	Yes.GHASHHDL.7964542	
	0110	111	016520	016520	512017	0000	0304	5653	38.10			THE ATLANTIC GROUP INC - Supplemental Labor	Yes.GHASHHDL.7976137	
	0110	111	016520	016520	512017	0000	0304	5654	38.10			THE ATLANTIC GROUP INC - Supplemental Labor	Yes.GHASHHDL.7976138	
	0110	111	016520	016520	512017	0000	0304	5654	73.60			THE ATLANTIC GROUP INC - Supplemental Labor	Yes.GHASHHDL.7983741	
	0110	111	016520	016520	512100	0000	0304	5653	76.20			THE ATLANTIC GROUP INC - Supplemental Labor	Yes.GHBLRDF.7972888	
	0110	111	016520	016520	512100	0000	0304	5652	40.36			THE ATLANTIC GROUP INC - Supplemental Labor	Yes.GHBOILER.7957822	
	0110	111	016520	016520	512100	0000	0304	5654	38.10			THE ATLANTIC GROUP INC - Supplemental Labor	Yes.GHBRGWTR.7959739	
	0110	111	016520	016520	512100	0000	0304	5654	38.10			THE ATLANTIC GROUP INC - Supplemental Labor	Yes.GHBRGWTR.7959740	
	0110	111	016520	016520	512100	0000	0304	5653	40.36			THE ATLANTIC GROUP INC - Supplemental Labor	Yes.GHBRGWTR.7972712	
	0110	111	016520	016520	512100	0000	0304	5653	38.10			THE ATLANTIC GROUP INC - Supplemental Labor	Yes.GHBRGWTR.7972756	
	0110	111	016520	016520	513100	0000	0304	5653	20.18			THE ATLANTIC GROUP INC - Supplemental Labor	Yes.GHCIRCWTR.7896482	
	0110	111	016520	016520	513100	0000	0304	5656	1,276.92			THE ATLANTIC GROUP INC - Supplemental Labor	Yes.GHCIRCWTR.7962476	
	0110	111	016520	016520	513100	0000	0304	5653	1,208.57			THE ATLANTIC GROUP INC - Supplemental Labor	Yes.GHCIRCWTR.7983636	
	0110	111	016520	016520	513100	0000	0304	5654	120.00			THE ATLANTIC GROUP INC - Supplemental Labor	Yes.GHCIRCWTR.7986866	
	0110	111	016520	016520	513100	0000	0304	5651	152.40			THE ATLANTIC GROUP INC - Supplemental Labor	Yes.GHCOMPAIR.7958409	
	0110	111	016520	016520	513100	0000	0304	5652	410.10			THE ATLANTIC GROUP INC - Supplemental Labor	Yes.GHCOMPAIR.7982756	
	0110	111	016520	016520	512100	0000	0304	5654	40.36			THE ATLANTIC GROUP INC - Supplemental Labor	Yes.GHCOND.7957674	
	0110	111	016520	016520	512100	0000	0304	5652	80.72			THE ATLANTIC GROUP INC - Supplemental Labor	Yes.GHCOND.7962837	
	0110	111	016520	016520	512100	0000	0304	5653	65.88			THE ATLANTIC GROUP INC - Supplemental Labor	Yes.GHCOND.7972715	
	0110	111	016520	016520	512100	0000	0304	5653	38.10			THE ATLANTIC GROUP INC - Supplemental Labor	Yes.GHCOND.7972716	
	0110	111	016520	016520	512100	0000	0304	5653	43.92			THE ATLANTIC GROUP INC - Supplemental Labor	Yes.GHCOND.7972878	
	0110	111	016520	016520	512100	0000	0304	5652	40.36			THE ATLANTIC GROUP INC - Supplemental Labor	Yes.GHFDWTR.7962893	
	0110	111	016520	016520	512100	0000	0304	5657	351.36			THE ATLANTIC GROUP INC - Supplemental Labor	Yes.GHFUELHDL.7934462	
	0110	111	016520	016520	512100	0000	0304	5657	95.52			THE ATLANTIC GROUP INC - Supplemental Labor	Yes.GHFUELHDL.7959693	
	0110	111	016520	016520	512100	0000	0304	5657	87.84			THE ATLANTIC GROUP INC - Supplemental Labor	Yes.GHFUELHDL.7959737	
	0110	111	016520	016520	512100	0000	0304	5657	535.59			THE ATLANTIC GROUP INC - Supplemental Labor	Yes.GHFUELHDL.7960806	
	0110	111	016520	016520	512100	0000	0304	5657	95.52			THE ATLANTIC GROUP INC - Supplemental Labor	Yes.GHFUELHDL.7960822	
	0110	111	016520	016520	512100	0000	0304	5655	87.84			THE ATLANTIC GROUP INC - Supplemental Labor	Yes.GHFUELHDL.7961780	
	0110	111	016520	016520	512100	0000	0304	5655	76.20			THE ATLANTIC GROUP INC - Supplemental Labor	Yes.GHFUELHDL.7961781	
	0110	111	016520	016520	512100	0000	0304	5651	43.92			THE ATLANTIC GROUP INC - Supplemental Labor	Yes.GHFUELHDL.7961783	
	0110	111	016520	016520	512100	0000	0304	5657	157.35			THE ATLANTIC GROUP INC - Supplemental Labor	Yes.GHFUELHDL.7962236	
	0110	111	016520	016520	512100	0000	0304	5657	87.84			THE ATLANTIC GROUP INC - Supplemental Labor	Yes.GHFUELHDL.7963105	
	0110	111	016520	016520	512100	0000	0304	5657	328.08			THE ATLANTIC GROUP INC - Supplemental Labor	Yes.GHFUELHDL.7963106	
	0110	111	016520	016520	512100	0000	0304	5657	54.04			THE ATLANTIC GROUP INC - Supplemental Labor	Yes.GHFUELHDL.7963130	
	0110	111	016520	016520	512100	0000	0304	5657	87.84			THE ATLANTIC GROUP INC - Supplemental Labor	Yes.GHFUELHDL.7963249	
	0110	111	016520	016520	512100	0000	0304	5657	20.18			THE ATLANTIC GROUP INC - Supplemental Labor	Yes.GHFUELHDL.7964548	
	0110	111	016520	016520	512100	0000	0304	5657	43.92			THE ATLANTIC GROUP INC - Supplemental Labor	Yes.GHFUELHDL.7964550	
	0110	111	016520	016520	512100	0000	0304	5657	3,829.40			THE ATLANTIC GROUP INC - Supplemental Labor	Yes.GHFUELHDL.7964551	
	0110	111	016520	016520	512100	0000	0304	5657	323.04			THE ATLANTIC GROUP INC - Supplemental Labor	Yes.GHFUELHDL.7965423	

Attachment to Response to AG-KIUC-2 Question 22(h)

Case No. 2020-00350

Page 146 of 166

Garrett

Database ORAOEBSPROD.OEBSPROD
 Data Access Set LGE ENERGY LLC
 Ledger LGE ENERGY LLC
 Chart Of Accounts Accounting Flexfield
 Currency USD

Category	* List - Text	Accrual
Source	* List - Text	Spreadsheet
Accounting Date	* List - Date	10/31/2020
Group ID	Number	29090
Batch Name	Text	PG-SRF
Journal Name	Text	J701-0110-1020
Journal Description	Text	Power Generation Accrual
Reverse Journal	List - Text	Yes
Reversal Period/Date	List - Text	NOV-2020

Upl	Company	Product	Org	Exp Org	Account	IC	Exp Type	Loc	Debit	Credit	Stat Amount	Line Description	Line DFF (Project/Task)	Messages
					* List - Text				* Number	* Number	Number	Text	List - Text	
	0110	111	016520	016520	512100	0000	0304	5657	2,620.96			THE ATLANTIC GROUP INC - Supplemental Labor	Yes.GHFUELHDL.7966375	
	0110	111	016520	016520	512100	0000	0304	5657	191.04			THE ATLANTIC GROUP INC - Supplemental Labor	Yes.GHFUELHDL.7967385	
	0110	111	016520	016520	512100	0000	0304	5657	228.36			THE ATLANTIC GROUP INC - Supplemental Labor	Yes.GHFUELHDL.7969200	
	0110	111	016520	016520	512100	0000	0304	5657	263.52			THE ATLANTIC GROUP INC - Supplemental Labor	Yes.GHFUELHDL.7969612	
	0110	111	016520	016520	512100	0000	0304	5657	3,207.62			THE ATLANTIC GROUP INC - Supplemental Labor	Yes.GHFUELHDL.7970070	
	0110	111	016520	016520	512100	0000	0304	5657	1,679.86			THE ATLANTIC GROUP INC - Supplemental Labor	Yes.GHFUELHDL.7970991	
	0110	111	016520	016520	512100	0000	0304	5657	10,604.46			THE ATLANTIC GROUP INC - Supplemental Labor	Yes.GHFUELHDL.7971523	
	0110	111	016520	016520	512100	0000	0304	5657	157.35			THE ATLANTIC GROUP INC - Supplemental Labor	Yes.GHFUELHDL.7971995	
	0110	111	016520	016520	512100	0000	0304	5657	880.07			THE ATLANTIC GROUP INC - Supplemental Labor	Yes.GHFUELHDL.7979554	
	0110	111	016520	016520	512100	0000	0304	5657	212.55			THE ATLANTIC GROUP INC - Supplemental Labor	Yes.GHFUELHDL.7981019	
	0110	111	016520	016520	512100	0000	0304	5657	413.55			THE ATLANTIC GROUP INC - Supplemental Labor	Yes.GHFUELHDL.7982591	
	0110	111	016520	016520	512100	0000	0304	5657	212.82			THE ATLANTIC GROUP INC - Supplemental Labor	Yes.GHFUELHDL.7982758	
	0110	111	016520	016520	512100	0000	0304	5657	198.64			THE ATLANTIC GROUP INC - Supplemental Labor	Yes.GHFUELHDL.7982759	
	0110	111	016520	016520	512100	0000	0304	5657	337.32			THE ATLANTIC GROUP INC - Supplemental Labor	Yes.GHFUELHDL.7982760	
	0110	111	016520	016520	512100	0000	0304	5657	283.76			THE ATLANTIC GROUP INC - Supplemental Labor	Yes.GHFUELHDL.7983685	
	0110	111	016520	016520	512100	0000	0304	5657	876.14			THE ATLANTIC GROUP INC - Supplemental Labor	Yes.GHFUELHDL.7985576	
	0110	111	016520	016520	512100	0000	0304	5657	47.76			THE ATLANTIC GROUP INC - Supplemental Labor	Yes.GHFUELHDL.7986789	
	0110	111	016520	016520	512100	0000	0304	5656	265.20			THE ATLANTIC GROUP INC - Supplemental Labor	Yes.GHFUELHDL.7986819	
	0110	111	016520	016520	512100	0000	0304	5657	752.08			THE ATLANTIC GROUP INC - Supplemental Labor	Yes.GHFUELHDL.7986873	
	0110	111	016520	016520	501090	0000	0304	5657	39,396.15			THE ATLANTIC GROUP INC - Supplemental Labor	Yes.GHFUELOPS.6812084	
	0110	111	016520	016520	512005	0000	0304	5657	358.12			THE ATLANTIC GROUP INC - Supplemental Labor	Yes.GHGYPUSUM.7981047	
	0110	111	016520	016520	512005	0000	0304	5657	4,165.54			THE ATLANTIC GROUP INC - Supplemental Labor	Yes.GHLSHDL.7674474	
	0110	111	016520	016520	512005	0000	0304	5657	95.52			THE ATLANTIC GROUP INC - Supplemental Labor	Yes.GHLSHDL.7963868	
	0110	111	016520	016520	512005	0000	0304	5657	95.52			THE ATLANTIC GROUP INC - Supplemental Labor	Yes.GHLSHDL.7970141	
	0110	111	016520	016520	512005	0000	0304	5657	337.32			THE ATLANTIC GROUP INC - Supplemental Labor	Yes.GHLSHDL.7988265	
	0110	111	016520	016520	514100	0000	0304	5657	47.76			THE ATLANTIC GROUP INC - Supplemental Labor	Yes.GHMISCLPT.7936921	
	0110	111	016520	016520	511100	0000	0304	5656	21.96			THE ATLANTIC GROUP INC - Supplemental Labor	Yes.GHMISCLPT.7959731	
	0110	111	016520	016520	511100	0000	0304	5651	38.10			THE ATLANTIC GROUP INC - Supplemental Labor	Yes.GHMISCLPT.7959732	
	0110	111	016520	016520	511100	0000	0304	5652	38.10			THE ATLANTIC GROUP INC - Supplemental Labor	Yes.GHMISCLPT.7961782	
	0110	111	016520	016520	514100	0000	0304	5657	157.35			THE ATLANTIC GROUP INC - Supplemental Labor	Yes.GHMISCLPT.7963192	
	0110	111	016520	016520	514100	0000	0304	5657	95.52			THE ATLANTIC GROUP INC - Supplemental Labor	Yes.GHMISCLPT.7963863	
	0110	111	016520	016520	514100	0000	0304	5657	106.38			THE ATLANTIC GROUP INC - Supplemental Labor	Yes.GHMISCLPT.7969488	
	0110	111	016520	016520	514100	0000	0304	5657	95.52			THE ATLANTIC GROUP INC - Supplemental Labor	Yes.GHMISCLPT.7970117	
	0110	111	016520	016520	514100	0000	0304	5657	157.35			THE ATLANTIC GROUP INC - Supplemental Labor	Yes.GHMISCLPT.7978563	
	0110	111	016520	016520	511100	0000	0304	5657	1,785.02			THE ATLANTIC GROUP INC - Supplemental Labor	Yes.GHMISCLPT.7981043	
	0110	111	016520	016520	511100	0000	0304	5657	1,536.27			THE ATLANTIC GROUP INC - Supplemental Labor	Yes.GHMISCLPT.7981045	
	0110	111	016520	016520	511100	0000	0304	5657	354.70			THE ATLANTIC GROUP INC - Supplemental Labor	Yes.GHMISCLPT.7981046	
	0110	111	016520	016520	514100	0000	0304	5657	95.52			THE ATLANTIC GROUP INC - Supplemental Labor	Yes.GHMISCLPT.7984766	
	0110	111	016520	016520	512100	0000	0304	5654	758.68			THE ATLANTIC GROUP INC - Supplemental Labor	Yes.GHPULCOAL.7955039	
	0110	111	016520	016520	512100	0000	0304	5653	9,900.23			THE ATLANTIC GROUP INC - Supplemental Labor	Yes.GHPULCOAL.7961428	
	0110	111	016520	016520	512100	0000	0304	5652	87.84			THE ATLANTIC GROUP INC - Supplemental Labor	Yes.GHPULCOAL.7966778	
	0110	111	016520	016520	512100	0000	0304	5651	60.54			THE ATLANTIC GROUP INC - Supplemental Labor	Yes.GHPULCOAL.7966780	
	0110	111	016520	016520	512100	0000	0304	5651	87.84			THE ATLANTIC GROUP INC - Supplemental Labor	Yes.GHPULCOAL.7966792	
	0110	111	016520	016520	512100	0000	0304	5654	87.84			THE ATLANTIC GROUP INC - Supplemental Labor	Yes.GHPULCOAL.7966842	
	0110	111	016520	016520	512100	0000	0304	5653	87.84			THE ATLANTIC GROUP INC - Supplemental Labor	Yes.GHPULCOAL.7974663	
	0110	111	016520	016520	512100	0000	0304	5654	60.54			THE ATLANTIC GROUP INC - Supplemental Labor	Yes.GHPULCOAL.7974707	
	0110	111	016520	016520	512100	0000	0304	5654	480.00			THE ATLANTIC GROUP INC - Supplemental Labor	Yes.GHPULCOAL.7974707	
	0110	111	016520	016520	512100	0000	0304	5654	225.78			THE ATLANTIC GROUP INC - Supplemental Labor	Yes.GHPULCOAL.7979794	

Attachment to Response to AG-KIUC-2 Question 22(h)

Case No. 2020-00350

Page 147 of 166

Garrett

Database ORAOEBSPROD.OEBSPROD
 Data Access Set LGE ENERGY LLC
 Ledger LGE ENERGY LLC
 Chart Of Accounts Accounting Flexfield
 Currency USD

Category	* List - Text Accrual
Source	* List - Text Spreadsheet
Accounting Date	* List - Date 10/31/2020
Group ID	Number 29090
Batch Name	Text PG-SRF
Journal Name	Text J701-0110-1020
Journal Description	Text Power Generation Accrual
Reverse Journal	List - Text Yes
Reversal Period/Date	List - Text NOV-2020

Upl	Company	Product	Org	Exp Org	Account	IC	Exp Type	Loc	Debit	Credit	Stat Amount	Line Description	Line DFF (Project/Task)	Messages
					* List - Text				* Number	* Number	Number	Text	List - Text	
	0110	111	016520	016520	512100	0000	0304	5654	156.79			THE ATLANTIC GROUP INC - Supplemental Labor	Yes.GHPULCOAL.7982852	
	0110	111	016520	016520	512100	0000	0304	5652	799.69			THE ATLANTIC GROUP INC - Supplemental Labor	Yes.GHPULCOAL.7987502	
	0110	111	016520	016520	512100	0000	0304	5653	2,050.58			THE ATLANTIC GROUP INC - Supplemental Labor	Yes.GHPULCOAL.7991100	
	0110	111	016520	016520	502100	0000	0304	5657	18,605.91			THE ATLANTIC GROUP INC - Supplemental Labor	Yes.GHPWSOPS.7814534	
	0110	111	016520	016520	512101	0000	0304	5651	494.22			THE ATLANTIC GROUP INC - Supplemental Labor	Yes.GHSCR.7772538	
	0110	111	016520	016520	512100	0000	0304	5651	120.00			THE ATLANTIC GROUP INC - Supplemental Labor	Yes.GHSOOTBLR.7740039	
	0110	111	016520	016520	512100	0000	0304	5653	73.28			THE ATLANTIC GROUP INC - Supplemental Labor	Yes.GHSOOTBLR.7921900	
	0110	111	016520	016520	512100	0000	0304	5653	101.26			THE ATLANTIC GROUP INC - Supplemental Labor	Yes.GHSOOTBLR.7931902	
	0110	111	016520	016520	512100	0000	0304	5652	322.88			THE ATLANTIC GROUP INC - Supplemental Labor	Yes.GHSOOTBLR.7944863	
	0110	111	016520	016520	512100	0000	0304	5651	122.62			THE ATLANTIC GROUP INC - Supplemental Labor	Yes.GHSOOTBLR.7947424	
	0110	111	016520	016520	512100	0000	0304	5651	91.60			THE ATLANTIC GROUP INC - Supplemental Labor	Yes.GHSOOTBLR.7957619	
	0110	111	016520	016520	512100	0000	0304	5651	91.60			THE ATLANTIC GROUP INC - Supplemental Labor	Yes.GHSOOTBLR.7957620	
	0110	111	016520	016520	512100	0000	0304	5651	91.60			THE ATLANTIC GROUP INC - Supplemental Labor	Yes.GHSOOTBLR.7958375	
	0110	111	016520	016520	512100	0000	0304	5653	101.26			THE ATLANTIC GROUP INC - Supplemental Labor	Yes.GHSOOTBLR.7959585	
	0110	111	016520	016520	512100	0000	0304	5653	131.76			THE ATLANTIC GROUP INC - Supplemental Labor	Yes.GHSOOTBLR.7959734	
	0110	111	016520	016520	512100	0000	0304	5654	245.24			THE ATLANTIC GROUP INC - Supplemental Labor	Yes.GHSOOTBLR.7960378	
	0110	111	016520	016520	512100	0000	0304	5654	177.32			THE ATLANTIC GROUP INC - Supplemental Labor	Yes.GHSOOTBLR.7960380	
	0110	111	016520	016520	512100	0000	0304	5654	177.32			THE ATLANTIC GROUP INC - Supplemental Labor	Yes.GHSOOTBLR.7960381	
	0110	111	016520	016520	512100	0000	0304	5653	278.48			THE ATLANTIC GROUP INC - Supplemental Labor	Yes.GHSOOTBLR.7962386	
	0110	111	016520	016520	512100	0000	0304	5651	73.28			THE ATLANTIC GROUP INC - Supplemental Labor	Yes.GHSOOTBLR.7963272	
	0110	111	016520	016520	512100	0000	0304	5653	101.26			THE ATLANTIC GROUP INC - Supplemental Labor	Yes.GHSOOTBLR.7963309	
	0110	111	016520	016520	512100	0000	0304	5653	247.82			THE ATLANTIC GROUP INC - Supplemental Labor	Yes.GHSOOTBLR.7963690	
	0110	111	016520	016520	512100	0000	0304	5651	101.26			THE ATLANTIC GROUP INC - Supplemental Labor	Yes.GHSOOTBLR.7966343	
	0110	111	016520	016520	512100	0000	0304	5654	275.90			THE ATLANTIC GROUP INC - Supplemental Labor	Yes.GHSOOTBLR.7970851	
	0110	111	016520	016520	512100	0000	0304	5651	106.98			THE ATLANTIC GROUP INC - Supplemental Labor	Yes.GHSOOTBLR.7971593	
	0110	111	016520	016520	512100	0000	0304	5654	122.62			THE ATLANTIC GROUP INC - Supplemental Labor	Yes.GHSOOTBLR.7974195	
	0110	111	016520	016520	512100	0000	0304	5651	73.60			THE ATLANTIC GROUP INC - Supplemental Labor	Yes.GHSOOTBLR.7978235	
	0110	111	016520	016520	512100	0000	0304	5651	120.00			THE ATLANTIC GROUP INC - Supplemental Labor	Yes.GHSOOTBLR.7979359	
	0110	111	016520	016520	512100	0000	0304	5654	952.70			THE ATLANTIC GROUP INC - Supplemental Labor	Yes.GHSOOTBLR.7979789	
	0110	111	016520	016520	512100	0000	0304	5651	101.26			THE ATLANTIC GROUP INC - Supplemental Labor	Yes.GHSOOTBLR.7979979	
	0110	111	016520	016520	512100	0000	0304	5651	233.18			THE ATLANTIC GROUP INC - Supplemental Labor	Yes.GHSOOTBLR.7981064	
	0110	111	016520	016520	512100	0000	0304	5651	871.92			THE ATLANTIC GROUP INC - Supplemental Labor	Yes.GHSOOTBLR.7981068	
	0110	111	016520	016520	512100	0000	0304	5654	88.66			THE ATLANTIC GROUP INC - Supplemental Labor	Yes.GHSOOTBLR.7983742	
	0110	111	016520	016520	512100	0000	0304	5654	256.61			THE ATLANTIC GROUP INC - Supplemental Labor	Yes.GHSOOTBLR.7983745	
	0110	111	016520	016520	512100	0000	0304	5654	286.27			THE ATLANTIC GROUP INC - Supplemental Labor	Yes.GHSOOTBLR.7983746	
	0110	111	016520	016520	511100	0000	0304	5657	4,477.41			THE ATLANTIC GROUP INC - Supplemental Labor	Yes.GHSTRGRND.7426173	
	0110	111	016520	016520	511100	0000	0304	5657	4,205.52			THE ATLANTIC GROUP INC - Supplemental Labor	Yes.GHSTRGRND.7426176	
	0110	111	016520	016520	511100	0000	0304	5657	8,689.45			THE ATLANTIC GROUP INC - Supplemental Labor	Yes.GHSTRGRND.7426180	
	0110	111	016520	016520	511100	0000	0304	5657	818.18			THE ATLANTIC GROUP INC - Supplemental Labor	Yes.GHSTRGRND.7933077	
	0110	111	016520	016520	511100	0000	0304	5652	349.08			THE ATLANTIC GROUP INC - Supplemental Labor	Yes.GHSTRGRND.7953785	
	0110	111	016520	016520	511100	0000	0304	5657	769.50			THE ATLANTIC GROUP INC - Supplemental Labor	Yes.GHSTRGRND.7963248	
	0110	111	016520	016520	511100	0000	0304	5657	1,364.61			THE ATLANTIC GROUP INC - Supplemental Labor	Yes.GHSTRGRND.7969551	
	0110	111	016520	016520	511100	0000	0304	5657	1,200.32			THE ATLANTIC GROUP INC - Supplemental Labor	Yes.GHSTRGRND.7978122	
	0110	111	016520	016520	512100	0000	0304	5653	198.58			THE ATLANTIC GROUP INC - Supplemental Labor	Yes.GHSVCWTR.7948052	
	0110	111	016520	016520	512100	0000	0304	5653	215.20			THE ATLANTIC GROUP INC - Supplemental Labor	Yes.GHSVCWTR.7958410	
	0110	111	016520	016520	513100	0000	0304	5656	207.96			THE ATLANTIC GROUP INC - Supplemental Labor	Yes.GHSVCWTR.7960807	
	0110	111	016520	016520	512100	0000	0304	5653	78.46			THE ATLANTIC GROUP INC - Supplemental Labor	Yes.GHSVCWTR.7975945	
	0110	111	016520	016520	513100	0000	0304	5653	43.92			THE ATLANTIC GROUP INC - Supplemental Labor	Yes.GHTURBGEN.7946551	
	0110	111	016520	016520	513100	0000	0304	5654	40.36			THE ATLANTIC GROUP INC - Supplemental Labor	Yes.GHTURBGEN.7948156	
	0110	111	016520	016520	513100	0000	0304	5652	19.05			THE ATLANTIC GROUP INC - Supplemental Labor	Yes.GHTURBGEN.7948435	
	0110	111	016520	016520	513100	0000	0304	5654	40.36			THE ATLANTIC GROUP INC - Supplemental Labor	Yes.GHTURBGEN.7959726	
	0110	111	016520	016520	513100	0000	0304	5654	20.18			THE ATLANTIC GROUP INC - Supplemental Labor	Yes.GHTURBGEN.7959727	
	0110	111	016520	016520	513100	0000	0304	5653	19.05			THE ATLANTIC GROUP INC - Supplemental Labor	Yes.GHTURBGEN.7961640	
	0110	111	016520	016520	513100	0000	0304	5653	19.05			THE ATLANTIC GROUP INC - Supplemental Labor	Yes.GHTURBGEN.7961640	

Case No. 2020-00350

Attachment to Response to AG-KIUC-2 Question 22(h)

Page 148 of 166

Garrett

Database ORAOEBSPROD.OEBSPROD
 Data Access Set LGE ENERGY LLC
 Ledger LGE ENERGY LLC
 Chart Of Accounts Accounting Flexfield
 Currency USD

Category	* List - Text Accrual
Source	* List - Text Spreadsheet
Accounting Date	* List - Date 10/31/2020
Group ID	Number 29090
Batch Name	Text PG-SRF
Journal Name	Text J701-0110-1020
Journal Description	Text Power Generation Accrual
Reverse Journal	List - Text Yes
Reversal Period/Date	List - Text NOV-2020

Upi	Company	Product	Org	Exp Org	Account	IC	Exp Type	Loc	Debit	Credit	Stat Amount	Line Description	Line DFF (Project/Task)	Messages	
									* Number	* Number	Number	Text	List - Text		
0110	111	016520	016520	513100	0000	0304	5653		38.10			THE ATLANTIC GROUP INC - Supplemental Labor	Yes.GHTURBGEN.7961778	J	
0110	111	016520	016520	513100	0000	0304	5654		38.10			THE ATLANTIC GROUP INC - Supplemental Labor	Yes.GHTURBGEN.7961779	J	
0110	111	016520	016520	513100	0000	0304	5651		38.10			THE ATLANTIC GROUP INC - Supplemental Labor	Yes.GHTURBGEN.7961812	J	
0110	111	016520	016520	513100	0000	0304	5652		38.10			THE ATLANTIC GROUP INC - Supplemental Labor	Yes.GHTURBGEN.7962070	J	
0110	111	016520	016520	513100	0000	0304	5654		40.36			THE ATLANTIC GROUP INC - Supplemental Labor	Yes.GHTURBGEN.7962529	J	
0110	111	016520	016520	513100	0000	0304	5652		43.92			THE ATLANTIC GROUP INC - Supplemental Labor	Yes.GHTURBGEN.7962530	J	
0110	111	016520	016520	513100	0000	0304	5652		21.96			THE ATLANTIC GROUP INC - Supplemental Labor	Yes.GHTURBGEN.7962558	J	
0110	111	016520	016520	513100	0000	0304	5652		43.92			THE ATLANTIC GROUP INC - Supplemental Labor	Yes.GHTURBGEN.7962559	J	
0110	111	016520	016520	513100	0000	0304	5651		20.18			THE ATLANTIC GROUP INC - Supplemental Labor	Yes.GHTURBGEN.7964541	J	
0110	111	016520	016520	513100	0000	0304	5651		20.18			THE ATLANTIC GROUP INC - Supplemental Labor	Yes.GHTURBGEN.7965422	J	
0110	111	016520	016520	513100	0000	0304	5653		60.54			THE ATLANTIC GROUP INC - Supplemental Labor	Yes.GHTURBGEN.7965427	J	
0110	111	016520	016520	513100	0000	0304	5651		95.25			THE ATLANTIC GROUP INC - Supplemental Labor	Yes.GHTURBGEN.7981013	J	
0110	111	016520	016520	513100	0000	0304	5651		114.30			THE ATLANTIC GROUP INC - Supplemental Labor	Yes.GHTURBGEN.7988245	J	
0110	111	016520	016520	513100	0000	0304	5655		21.96			THE ATLANTIC GROUP INC - Supplemental Labor	Yes.GHTWTRS.7959733	J	
0110	111	016520	016520	513100	0000	0304	5655		65.88			THE ATLANTIC GROUP INC - Supplemental Labor	Yes.GHTWTRS.7961785	J	
0110	111	016520	016520	513100	0000	0304	5656		19.05			THE ATLANTIC GROUP INC - Supplemental Labor	Yes.GHTWTRS.7962560	J	
0110	111	016520	016520	513100	0000	0304	5656		65.88			THE ATLANTIC GROUP INC - Supplemental Labor	Yes.GHTWTRS.7962561	J	
0110	111	016520	016520	513100	0000	0304	5655		136.00			THE ATLANTIC GROUP INC - Supplemental Labor	Yes.GHTWTRS.7986172	J	
0110	111	016520	016520	513100	0000	0304	5655		265.20			THE ATLANTIC GROUP INC - Supplemental Labor	Yes.GHTWTRS.7986251	J	
0110	111	016520	016520	511100	0000	0304	5657		20.18			THE ATLANTIC GROUP INC - Supplemental Labor	Yes.GHWTRTRM.7958407	J	
0110	111	016520	016520	511100	0000	0304	5657		20.18			THE ATLANTIC GROUP INC - Supplemental Labor	Yes.GHWTRTRM.7958417	J	
0110	111	016520	016520	512100	0000	0304	5656		19.05			THE ATLANTIC GROUP INC - Supplemental Labor	Yes.GHWTRTRM.7959736	J	
0110	111	016520	016520	506159	0000	0304	5653		2,417.36			FACILITIES PERFORMANCE GROUP LLC - Supplemental Labor	Yes.GHSO3OPS.7676212	J	
0110	111	016520	016520	506159	0000	0304	5654		2,440.97			FACILITIES PERFORMANCE GROUP LLC - Supplemental Labor	Yes.GHSO3OPS.7676235	J	
0110	111	016520	016520	506159	0000	0304	5652		2,419.89			FACILITIES PERFORMANCE GROUP LLC - Supplemental Labor	Yes.GHSO3OPS.7676236	J	
0110	111	016520	016520	506159	0000	0304	5651		2,413.11			FACILITIES PERFORMANCE GROUP LLC - Supplemental Labor	Yes.GHSO3OPS.7680882	J	
0110	111	016520	016520	511100	0000	0304	5657		6,841.95			FACILITIES PERFORMANCE GROUP LLC - Supplemental Labor	Yes.GHSTRGRND.7674730	J	
0110	111	016520	016520	511100	0000	0304	5657		3,711.72			FACILITIES PERFORMANCE GROUP LLC - Supplemental Labor	Yes.GHSTRGRND.7710027	J	
0110	111	016520	016520	511100	0000	0304	5651		4,620.37			FACILITIES PERFORMANCE GROUP LLC - Supplemental Labor	Yes.GHSTRGRND.7841646	J	
0110	111	016520	016520	511100	0000	0304	5657		2,101.25			FACILITIES PERFORMANCE GROUP LLC - Supplemental Labor	Yes.GHSTRGRND.7841648	J	
0110	111	016520	016520	511100	0000	0304	5657		4,747.37			FACILITIES PERFORMANCE GROUP LLC - Supplemental Labor	Yes.GHSTRGRND.7841649	J	
0110	111	016520	016520	512100	0000	0301	5657			33,524.05		THE ATLANTIC GROUP INC - Auxiliary Labor Correction	Yes.GHFUELHDL.7892818	J	
0110	111	016520	016520	512100	0000	0301	5657		33,524.00			THE ATLANTIC GROUP INC - Auxiliary Labor Correction	Yes.GHFUELHDL.7970070	J	
0110	111	016520	016520	512005	0000	0280	5653		58,800.00			Warehouse Materials Correction	Yes.GHFGD.7884101	J	
0110	111	016710	002130	186074	0100	0375	0172		67,782.43			CR7 LTPC Variable Fee CT1 Service (KU) Siemens - Q4	Yes.CR7LTPCKU.LTPC186	J	
0110	111	016710	002130	186074	0100	0475	0172		165,950.09			CR7 LTPC Variable Fee CT1 Matl (KU) Siemens - Q4	Yes.CR7LTPCKU.LTPC186	J	
0110	111	016710	002130	186074	0100	0375	0172		68,306.40			CR7 LTPC Variable Fee CT2 Service (KU) Siemens - Q4	Yes.CR7LTPCKU.LTPC186	J	
0110	111	016710	002130	186074	0100	0475	0172		167,232.91			CR7 LTPC Variable Fee CT2 Matl (KU) Siemens - Q4	Yes.CR7LTPCKU.LTPC186	J	
0110	105	015590	015590	232031	0000	0699	0000			2,073,651.88				Yes.112958.232031	G
0110	105	015590	015590	232032	0000	0699	0000			274,213.60				Yes.112958.232032	G
0110	105	015590	015590	232033	0000	0699	0000			-				Yes.112958.232033	G
0110	111	015590	006250	232001	0100	0699	0000			501,575.32		Power Generation Monthly Accrual		Yes.112958.PPD	G
0110	111	015590	015590	232001	0000	0699	0000			974,249.96		Power Generation Monthly Accrual		Yes.112958.PPD	G
0110	111	015590	015590	143012	0000	0699	0000		305,542.94			Power Generation Monthly Accrual-Beneficial ReUse		Yes.112958.143012	G
0110	111	015590	015590	143012	0000	0699	0000					Power Generation Inventory		Yes.112958.143012	G
Totals:									4,162,757.75	4,162,757.75					

Description: Power Generation Accrual

Prepared by: S Laster Approved by: Stacy Ritchey Posted by: S Laster

Upload/Concurrent ID: 54633411 Posted/Concurrent ID: 54633997
 Reverse Concurrent ID: 54669690 Reversal Posted/Concurrent ID: 54669726

Case No. 2020-00350
 Attachment to Response to AG-KIUC-2 Question 22(h)
 Page 149 of 166
 Garrett

Database ORAOEBSPROD.OEBSPROD
 Data Access Set LGE ENERGY LLC
 Ledger LGE ENERGY LLC
 Chart Of Accounts Accounting Flexfield
 Currency USD

Category	* List - Text Accrual
Source	* List - Text Spreadsheet
Accounting Date	* List - Date 11/30/2020
Group ID	Number 29090
Batch Name	Text PG-SRF
Journal Name	Text J701-0110-1120
Journal Description	Text Power Generation Accrual
Reverse Journal	List - Text Yes
Reversal Period/Date	List - Text DEC-2020

Upl	Company	Product	Org	Exp Org	Account	IC	Exp Type	Loc	Debit	Credit	Stat Amount	Line Description	Line DFF (Project/Task)	Messages
					* List - Text				* Number	* Number	Number	Text	List - Text	
	0110	111	016220	016300	186075	0000	0375	5636	47,436.62			BRCT LTSA Fixed/EOH Fee for CT6 Service (KU) GE International - 2020 Q3	Yes.156327KU.BRCT6	
	0110	111	016220	016300	186075	0000	0375	5637	94,899.05			BRCT LTSA Fixed/EOH Fee for CT7 Service (KU) GE International - 2020 Q3	Yes.156327KU.BRCT7	
	0100	111	002040	016300	186075	0110	0375	0460	29,074.06			BRCT LTSA Fixed/EOH Fee for CT6 Service (LGE) GE International - 2020 Q3	Yes.156327LGE.BRCT6	
	0100	111	002040	016300	186075	0110	0375	0461	58,163.93			BRCT LTSA Fixed/EOH Fee for CT7 Service (LGE) GE International - 2020 Q3	Yes.156327LGE.BRCT7	
	0110	111	016220	016220	512005	0000	0301	5630	29,302.10			Accrual-PO 397521-ATLAS COPCO COMPTREC LLC-TFA - 10 HR / SHIFT, 6 DA	Yes.155481.7842257	
	0110	111	016220	016220	512005	0000	0301	5630	29,302.10			Accrual-PO 397521-ATLAS COPCO COMPTREC LLC-TFA - 10 HR / SHIFT, 6 DA	Yes.155482.7842258	
	0110	111	016220	016220	514100	0000	0301	5623	4,639.52			Accrual-PO 703256-MPW INDUSTRIAL SERVICES INC-UNIT H CONVEYOR B	Yes.157827.5623	
	0110	111	016220	016220	514100	0000	0301	5623	160,799.85			Accrual-PO 703421-A AND D CONSTRUCTORS LLC-REPLACE BELLY PANS	Yes.157827.5623	
	0110	111	016220	016220	512151	0000	0301	5623	35,066.00			Accrual-PO 701132-PRECISION SERVICES-AIR FILTER FOR 30" SHAFER AC	Yes.B3SCRAFP.7889569	
	0110	111	016220	016220	512151	0000	0301	5623	23,779.00			Accrual-PO 619111-INCORP INDUSTRIES LLC-SCAFFOLDING AND INSULAT	Yes.B3SCRDUCT.7975973	
	0110	111	016220	016220	512151	0000	0301	5623	35,297.87			Accrual-PO 701917-MECHANICAL CONSTRUCTION SERVICES INC-LABOR	Yes.B3SCRDUCT.7975973	
	0110	112	016220	016220	512005	0000	0301	5630	8,764.91			Accrual-PO-MPW INDUSTRIAL SERVICES INC-INDUSTRIAL CLEANING OF A	Yes.BFGDOUT20.7962493	
	0110	112	016220	016220	512005	0000	0301	5623	900.00			Accrual-PO 619111-INCORP INDUSTRIES LLC-SCAFFOLDING AND INSULAT	Yes.BFGDOUT20.512005	
	0110	112	016220	016220	512005	0000	0301	5623	5,900.00			Accrual-PO 698895-SVI-TFA FOR FGD ABSORBER VESSEL INSPECTION	Yes.BFGDOUT20.512005	
	0110	112	016220	016220	512005	0000	0301	5630	2,650.00			Accrual-PO 700088-HIBBS ELECTROMECHANICAL INC-OFFLINE MOTOR TES	Yes.BFGDOUT20.7948073	
	0110	112	016220	016220	512005	0000	0301	5630	32,616.88			Accrual-PO 702940-RPS COMPOSITES OHIO INC-WO# 7986870 & 7986874 -	Yes.BFGDOUT20.7986870	
	0110	111	016220	016220	513100	0000	0301	5623	600.00			Accrual-PO 619111-INCORP INDUSTRIES LLC-SCAFFOLDING AND INSULAT	Yes.BRAEEOH.5623	
	0110	112	016220	016220	512100	0000	0301	5623	8,964.20			Accrual-PO-MPW INDUSTRIAL SERVICES INC-INDUSTRIAL CLEANING OF BR	Yes.BR3AUXF20.7962493	
	0110	112	016220	016220	512151	0000	0301	5623	78,529.04			Accrual-PO-MPW INDUSTRIAL SERVICES INC-INDUSTRIAL CLEANING OF S	Yes.BR3AUXF20.7962491	
	0110	112	016220	016220	511100	0000	0301	5620	36,472.84			Accrual-PO-MPW INDUSTRIAL SERVICES INC-MPW INDUSTRIAL CLEANING	Yes.BR3AUXF20.7962495	
	0110	112	016220	016220	512100	0000	0301	5623	7,500.00			Accrual-PO 619111-INCORP INDUSTRIES LLC-SCAFFOLDING AND INSULAT	Yes.BR3AUXF20.7974693	
	0110	112	016220	016220	512100	0000	0301	5623	2,650.00			Accrual-PO 700088-HIBBS ELECTROMECHANICAL INC-OFFLINE MOTOR TES	Yes.BR3AUXF20.7948076	
	0110	112	016220	016220	512151	0000	0301	5623	32,027.00			Accrual-PO 700721-TANNER INDUSTRIES INC-PUMP OUT FEE OF TWO SCR	Yes.BR3AUXF20.6871173	
	0110	112	016220	016220	512100	0000	0301	5623	18,000.00			Accrual-PO 701022-PRECISION SERVICES INC-INSPECT, REPAIR AND SET	Yes.BR3AUXF20.7963819	
	0110	112	016220	016220	512100	0000	0301	5623	3,875.00			Accrual-PO 703869-GE STEAM POWER INC-INTERNAL CORROSION INSPEC	Yes.BR3AUXF20.7889210	
	0110	112	016220	016220	512100	0000	0301	5623	3,042.35			Accrual-PO 704450-MPW INDUSTRIAL SERVICES INC-MPW BOILER WASH	Yes.BR3AUXF20.8005863	
	0110	112	016220	016220	512100	0000	0301	5623	8,073.10			Accrual-PO 704450-MPW INDUSTRIAL SERVICES INC-MPW ECONOMIZER V	Yes.BR3AUXF20.8005864	
	0110	112	016220	016220	512100	0000	0301	5620	15,424.24			Accrual-PO 704450-MPW INDUSTRIAL SERVICES INC-MPW CLEANING OF P	Yes.BR3AUXF20.8005867	
	0110	112	016220	016220	512100	0000	0301	5623	100,000.00			Accrual-PO -MECHANICAL CONSTRUCTION SERVICES INC-Boiler T&M	Yes.BR3AUXS20.7825715	
	0110	112	016220	016220	512100	0000	0301	5623	14,000.00			Accrual-PO 691270-OPTIMAL INSPECTION AND CONSULTING LLC-WO# 782	Yes.BR3AUXS20.7825715	
	0110	112	016220	016220	512100	0000	0301	5623	31,500.00			Accrual-PO 690568-GE STEAM POWER INC-PROVIDE 1 SENIOR FIELD ENG	Yes.BR3BLRS20.7804761	
	0110	112	016220	016220	512100	0000	0301	5623	10,150.69			Accrual-PO 696016-QUEST INTEGRITY USA LLC-REMOTE VISUAL INSPECTI	Yes.BR3BLRS20.7804761	
	0110	111	016220	016220	512156	0000	0301	5623	37,004.98			Accrual-PO 702290-MECHANICAL CONSTRUCTION SERVICES INC-LABOR &	Yes.BR3FFBAGS.7981117	
	0110	111	016220	016220	512107	0000	0301	5620	1,425.60			Accrual-PO 699477-PCI SKANSKA INC-TROUBLESHOOTING AND MAINTENA	Yes.BRCCRMPE.7936152	
	0110	111	016220	016220	513100	0000	0301	5623	1,500.00			Accrual-PO -RUMPKE-DUMPSTERS FOR FILL	Yes.BR3CIRCWAT.7962425	
	0110	111	016220	016220	513100	0000	0301	5623	179,000.00			Accrual-PO 701994-PRECISION COOLING TOWERS INC-REPAIR FILL	Yes.BR3CIRCWAT.7962425	
	0110	111	016220	016220	512005	0000	0301	5630	341.86			Accrual-PO 701090-CRANE 1 SERVICES INC-MATERIAL FOR RECYCLE PUM	Yes.BRFGDMPPE.5630	
	0110	111	016220	016220	512005	0000	0452	5630	341.86			Accrual-PO 701090-CRANE 1 SERVICES INC-MATERIAL FOR RECYCLE PUM	Yes.BRFGDMPPE.7963814	
	0110	111	016220	016220	512100	0000	0301	5620	1,985.50			Accrual-PO 704253-WHAYNE SUPPLY COMPANY DBA BOYD COMPANY-LAB	Yes.BRFUELHAN.7981037	
	0110	111	016220	016220	512100	0000	0452	5620	654.55			Accrual-PO 704253-WHAYNE SUPPLY COMPANY DBA BOYD COMPANY-MAT	Yes.BRFUELHAN.7981037	
	0110	111	016220	016220	512100	0000	0301	5620	1,875.40			Accrual-PO 704254-WHAYNE SUPPLY COMPANY DBA BOYD COMPANY-LAB	Yes.BRFUELHAN.7981034	
	0110	111	016220	016220	512100	0000	0452	5620	294.82			Accrual-PO 704254-WHAYNE SUPPLY COMPANY DBA BOYD COMPANY-MAT	Yes.BRFUELHAN.7981034	
	0110	111	016220	016220	502013	0000	0301	5620	3,000.00			Accrual-PO 685974-WOOD ENVIRONMENT AND INFRASTRUCTURE SOLUTIO	Yes.BRLANDFIL.502013	
	0110	111	016220	016220	513100	0000	0301	5620	24,741.77			Accrual-PO 702049-MECHANICAL CONSTRUCTION SERVICES INC-LABOR &	Yes.BRMISCEQ.7886481	
	0110	111	016220	016220	513100	0000	0301	5623	1,700.00			Accrual-PO 704376-ABELL ELEVATOR INTL-SERVICE CALL 11/20/20 TO REP	Yes.BRMISCEQ.7084967	
	0110	111	016220	016220	506100	0000	0301	5620	2,425.00			Accrual-PO 683434-CAMPBELLS SANITATION-SANITARY FACILITIES	Yes.BRMISCEXP.5620	
	0110	111	016220	016220	512100	0000	0301	5623	4,000.00			Accrual-PO 619111-INCORP INDUSTRIES LLC-SCAFFOLDING AND INSULAT	Yes.BRPULV.5623	
	0110	111	016220	016220	511100	0000	0301	5620	2,325.00			Accrual-PO 625222-READY ELECTRIC-Power Feed for Bandsaw	Yes.BRSTRGR.5620	
	0110	111	016220	016220	511100	0000	0301	5623	23,286.78			Accrual-PO 701121-DOSS AND HORKY INC-REMOVE EXISTING VCT AND INS	Yes.BRSTRGR.7959000	
	0110	111	016220	016220	511100	0000	0452	5620	9,508.00			Accrual-PO 701935-SALIA CONSTRUCTION COMPANY LLC-ROCK HAULING	Yes.BRSTRGR.5620	
	0110	111	016220	016220	511100	0000	0301	5621	25,981.53			Accrual-PO 702687-DOSS AND HORKY INC-LABOR & MATERIAL TO RENOV	Yes.BRSTRGR.7979427	
	0110	111	016220	016220	511100	0000	0301	5623	7,794.12			Accrual-PO 703794-DOSS AND HORKY INC-PAINT UNIT 3 CONTROL ROOM V	Yes.BRSTRGR.7959000	
	0110	111	016220	016220	511100	0000	0301	5623	500.00			Accrual-PO 704269-CSS MECHANICAL-LABOR & MATERIAL TO REPAIR SHIF	Yes.BRSTRGR.8002942	
	0110	111	016220	016220	513100	0000	0301	5623	19,299.00			Accrual-PO 702062-BENTLY NEVADA LLC-SYSTEM 1 EVO SERVER SOFTWARE	Yes.BRTURGEN.7976639	
	0110	111	016220	016220	511100	0000	0301	5630	17,860.00			Accrual-PO 699260-R AND P INDUSTRIAL CHIMNEY CO INC-ANNULUS & INT	Yes.BSTACKRPR.FGD	
	0110	111	016910	016220	544100	0000	0301	5691	5,000.00			Accrual-PO 699816-DOSS AND HORKY INC-DON STOCKTON - EVALUATING	Yes.DXMPE.5691	
	0110	111	016300	016300	553010	0000	0301	5637	250.00			Accrual-PO 683434-CAMPBELLS SANITATION-SANITARY FACILITIES	Yes.BRCT7AINS.5637	
	0110	111	016300	016300	553010	0000	0301	5642	2,000.00			Accrual-PO 702631-IEECO-PERFORM BI-MONTHLY AND ANNUAL PRC-005 C	Yes.BRCTAE.5642	
	0110	111	016300	016300	553010	0000	0301	5637	3,000.00			Accrual-PO 704608-WHAYNE SUPPLY COMPANY DBA BOYD COMPANY-TRC	Yes.BRCTAE.8007061	
	0110	111	016300	016300	549100	0000	0301	5642	1,645.00			Accrual-PO 683434-CAMPBELLS SANITATION-SANITARY FACILITIES	Yes.BRCTMEXP.5642	
	0110	111	016300	016300	554100	0000	0301	5637	4,000.00			Accrual-PO 619111-INCORP INDUSTRIES LLC-SCAFFOLDING AND INSULAT	Yes.BRCTNOE.5637	
	0110	111	016300	016300	552100	0000	0301	5642	13,000.00			Accrual-PO 625222-READY ELECTRIC-ELECTRICAL WORK	Yes.BRCTNOE.5642	
	0110	111	016910	016910	539100	0000	0301	5691	150.00			Accrual-PO 683434-CAMPBELLS SANITATION-SANITARY FACILITIES	Yes.DXMISCEXP.5691	
	0110	111	016910	016910	542100	0000	0301	5691	5,700.00			Accrual-PO 696394-GLENN INDUSTRIAL GROUP INC-REPORT RECEIVED	Yes.DXSTRGR.5691	

Database ORAOEBSPROD.OEBSPROD
 Data Access Set LGE ENERGY LLC
 Ledger LGE ENERGY LLC
 Chart Of Accounts Accounting Flexfield
 Currency USD

Category	* List - Text Accrual
Source	* List - Text Spreadsheet
Accounting Date	* List - Date 11/30/2020
Group ID	Number 29090
Batch Name	Text PG-SRF
Journal Name	Text J701-0110-1120
Journal Description	Text Power Generation Accrual
Reverse Journal	List - Text Yes
Reversal Period/Date	List - Text DEC-2020

Upl	Company	Product	Org	Exp Org	Account	IC	Exp Type	Loc	Debit	Credit	Stat Amount	Line Description	Line DFF (Project/Task)	Messages
									* Number	* Number	Number	Text	List - Text	
		0110	111	016220	016220	107001	0000	0301	5623			Accrual-PO-NFM-Labor to install bags and labr to clean pulse pipes and replace p	Yes.135102.107001	
		0110	111	016220	016220	108901	0000	0301	5623			Accrual-PO-NFM-Labor to remove bags and labr to clean pulse pipes and replac	Yes.135102.108901	
		0110	111	016220	016220	107001	0000	0301	5623			Accrual-PO 697925-TECHNICAL ENVIRONMENTAL SOLUTIONS LLC-TFA ON	Yes.135102.107001	
		0110	111	016220	016220	107001	0000	0301	5620			Accrual-PO 701998-SIEMENS ENERGY INC-Labor - Technical Field Assistance	Yes.148006.107001	
		0110	111	016220	016220	107001	0000	0301	5620			Accrual-PO 703943-MECHANICAL CONSTRUCTION SERVICES INC-LABOR T	Yes.148006.107001	
		0110	111	016220	016220	107001	0000	0301	5630			Accrual-PO 697351-EKATO CORP-TFA FOR FGD AGITATOR BLADE REPLAC	Yes.151997.107001	
		0110	111	016220	016220	107001	0000	0301	5623			Accrual-PO 694237-AIR SYSTEMS LLC-Labor to install remanufactured Centac	Yes.157255.107001	
		0110	111	016220	016220	108901	0000	0301	5623			Accrual-PO 694237-AIR SYSTEMS LLC-Labor to remove remanufactured Centac	Yes.157255.108901	
		0110	111	016220	016220	107001	0000	0301	5623			Accrual-PO 696964-MECHANICAL CONSTRUCTION SERVICES INC-CHANGE	Yes.157379.107001	
		0110	111	016220	016220	107001	0000	0301	5623			Accrual-PO 619111-INCORP INDUSTRIES LLC-SCAFFOLDING AND INSULAT	Yes.157942.107001	
		0110	111	016220	016220	107001	0000	0301	5623			Accrual-PO 696052-MECHANICAL CONSTRUCTION SERVICES INC-REPLAC	Yes.157942.107001	
		0110	111	016220	016220	107001	0000	0301	5623			Accrual-PO 666017-KSB INC-INSPECTION & REPAIR OF LUVAC PUMP	Yes.158723.107001	
		0110	111	016220	016220	107001	0000	0301	5623			Accrual-PO 697482-ARVOS LJUNGSTROM LLC-Ljungstrom TFA - 10 hr/shift, 6	Yes.161445.107001	
		0110	111	016220	016220	107001	0000	0301	5620			Accrual-PO 693547-MESA ASSOCIATES INC-Add two (2) meters, one (1) for BR	Yes.162217.107001	
		0110	111	016220	016220	107001	0000	0452	5623			Accrual-PO 701254-CED-CCRT Computer Upgr Parts	Yes.163817.107001	
		0110	111	016300	016300	107001	0000	0301	5645			Accrual-PO 635342-AGE ENGINEERING-Engineering Support	Yes.144541.107001	
		0110	111	016300	016300	107001	0000	0301	5645			Accrual-PO 654114-MICHELS CORPORATION-Final Completion as defined in S	Yes.144541.107001	
		0110	111	016300	016300	107001	0000	0301	5645			Accrual-PO 667539-JAN X RAY SERVICES INC-Provide Level III Technician for	Yes.144541.107001	
		0110	111	016300	016300	107001	0000	0301	5636			Accrual-PO 625222-READY ELECTRIC-ELECTRICAL WORK	Yes.155110.107001	
		0110	111	016300	016300	107001	0000	0301	5645			Accrual-PO 699065-DOSS AND HORKY INC-BUILD A SHELTER	Yes.156176.107001	
		0110	111	016300	016300	107001	0000	0452	5636			Accrual-PO-ABB INC-Completion of Commissioning	Yes.157261.107001-CT6	
		0110	111	016300	016300	107001	0000	0452	5637			Accrual-PO-ABB INC-Completion of Commissioning	Yes.157261.107001-CT7	
		0110	111	016300	016300	107001	0000	0301	5636			Accrual-PO-ABB INC-Completion of Commissioning	Yes.157261.107001-CT6	
		0110	111	016300	016300	107001	0000	0301	5637			Accrual-PO-ABB INC-Completion of Commissioning	Yes.157261.107001-CT7	
		0110	111	016300	016300	107001	0000	0452	5636			Accrual-PO 671125-ABB INC-Material: 15% upon completion of commissioning	Yes.157263.107001	
		0110	111	016300	016300	107001	0000	0301	5636			Accrual-PO 671125-ABB INC-Labor: 15% upon completion of commissioning	Yes.157263.107001	
		0110	111	016300	016300	107001	0000	0301	5636			Accrual-PO 701253-ABB INC-MOD-26 TESTING OF BR6 AVR	Yes.157263.107001	
		0110	111	016300	016300	107001	0000	0452	5637			Accrual-PO 671125-ABB INC-Material: 15% upon completion of commissioning	Yes.157265.107001	
		0110	111	016300	016300	107001	0000	0301	5637			Accrual-PO 671125-ABB INC-Labor: 15% upon completion of commissioning	Yes.157265.107001	
		0110	111	016300	016300	107001	0000	0301	5642			Accrual-PO 692467-EN ENGINEERING LLC-Final Milestone	Yes.157267.107001	
		0110	111	016300	016300	107001	0000	0301	5642			Accrual-PO 692467-EN ENGINEERING LLC-COMMISSIONING SUPPORT	Yes.157267.107001	
		0110	111	016300	016300	107001	0000	0301	5642			Accrual-PO 700877-MISTRAS GROUP INC-NDE SUPPORT OF AMMONIA COM	Yes.157267.107001	
		0110	111	016300	016300	107001	0000	0301	5646			Accrual-PO 695190-ZENAR SERVICE GROUP LLC-Labor	Yes.159665.107001	
		0110	111	016300	016300	107001	0000	0452	5646			Accrual-PO 695190-ZENAR SERVICE GROUP LLC-Material	Yes.159665.107001	
		0110	111	016300	016300	107001	0000	0301	5642			Accrual-PO 694268-AARDCO-(Not to exceed) 2 men x 5 days x 8 hours per day	Yes.162300.107001	
		0110	111	016910	016910	107001	0000	0301	5691			Accrual-PO-HDR ENGINEERING INC-PARAPET WALL ENGINEERING - 60% C	Yes.146434.107001	
		0110	111	016910	016910	107001	0000	0301	5691			Accrual-PO 702515-HDR ENGINEERING INC-ENGINEERING CONSULTING W	Yes.162305.107001	
		0110	111	016910	016910	107001	0000	0301	5691			Accrual-PO 702515-HDR ENGINEERING INC-ENGINEERING CONSULTING W	Yes.162307.107001	
		0110	111	016910	016910	107001	0000	0301	5691			Accrual-PO 702515-HDR ENGINEERING INC-ENGINEERING CONSULTING W	Yes.162308.107001	
		0110	111	016910	016910	107001	0000	0301	5691			Accrual-PO 701355-MARINE SOLUTIONS INC-LAKE HERRINGTON BUOY RE	Yes.163408.107001	
		0110	111	016390	016910	107001	0000	0301	5648			Accrual-PO 169530-DELTA SERVICES LLC-CAMERAS	Yes.163749.107001	
		0110	111	016300	016300	549100	0000	0301	5636			Accrual-PO 635044-Airgas-Mid America-CT6 Nitrogen Tube Trailer Rental	Yes.BRCTMEXP.CT6GAS	
		0110	111	016300	016300	549100	0000	0301	5637			Accrual-PO 635044-Airgas-Mid America-CT7 Nitrogen Tube Trailer Rental	Yes.BRCTMEXP.CT7GAS	
		0110	111	016220	016220	505100	0000	0301	5620			Accrual-PO 543337-Airgas-Mid America-BR Steam Hydrogen Tube Trailer Renta	Yes.BRHYDCRBN.5620	
		0110	111	016220	016220	502002	0000	0413	5620			Accrual-PO 580526-Brenntag MidSouth-BR Water Treatment Chemicals	Yes.BRWTCHEM.5620	
		0110	111	016220	016220	511100	0000	0303	5620			Accrual-PO -Day & Zimmerman-Cleaning Supplies	Yes.BRSTRGR.5620	
		0110	111	016220	016220	514100	0000	0301	5620			Accrual-PO 637541-Black and Veatch Corp-Remote Performance Monitoring	Yes.BRSFWLIC.RPM	
		0110	111	016220	016220	502013	0000	0304	5620			Accrual-PO -SAIA-Landfill Operation	Yes.BRLANDFIL.502013	
		0110	111	016300	016220	549100	0000	0663	5642			Accrual-PO 659558-Lake Village-Water	Yes.BRCTWTUSE.5642	
		0110	111	016220	016220	506100	0000	0663	5620			Accrual-PO 659558-Lake Village-Water	Yes.BRWTRUSE.5620	
		0110	111	016220	016220	512017	0000	0304	5623			Accrual-PO-DAY & ZIMMERMAN (ATLANTIC GROUP)-TRAC SERVICES	Yes.BRASHHAND.8004689	
		0110	111	016220	016220	512017	0000	0304	5623			Accrual-PO-DAY & ZIMMERMAN (ATLANTIC GROUP)-TRAC SERVICES	Yes.BRASHHAND.8007114	
		0110	111	016220	016220	512017	0000	0304	5620			Accrual-PO-DAY & ZIMMERMAN (ATLANTIC GROUP)-TRAC SERVICES	Yes.BRASHHAND.7985817	
		0110	111	016220	016220	512017	0000	0304	5620			Accrual-PO-DAY & ZIMMERMAN (ATLANTIC GROUP)-TRAC SERVICES	Yes.BRASHHAND.7986553	
		0110	111	016220	016220	512017	0000	0304	5620			Accrual-PO-DAY & ZIMMERMAN (ATLANTIC GROUP)-TRAC SERVICES	Yes.BRASHHAND.7987155	
		0110	111	016220	016220	512100	0000	0304	5620			Accrual-PO-DAY & ZIMMERMAN (ATLANTIC GROUP)-TRAC SERVICES	Yes.BRFUELHAN.7985830	
		0110	111	016220	016220	512100	0000	0304	5620			Accrual-PO-DAY & ZIMMERMAN (ATLANTIC GROUP)-TRAC SERVICES	Yes.BRFUELHAN.7985923	
		0110	111	016220	016220	512100	0000	0304	5620			Accrual-PO-DAY & ZIMMERMAN (ATLANTIC GROUP)-TRAC SERVICES	Yes.BRFUELHAN.8001257	
		0110	111	016220	016220	513100	0000	0304	5620			Accrual-PO-DAY & ZIMMERMAN (ATLANTIC GROUP)-TRAC SERVICES	Yes.BRMISCEQ.7977579	
		0110	111	016220	016220	514100	0000	0304	5620			Accrual-PO-DAY & ZIMMERMAN (ATLANTIC GROUP)-TRAC SERVICES	Yes.BRMISCEQ.7985627	
		0110	111	016220	016220	514100	0000	0304	5620			Accrual-PO-DAY & ZIMMERMAN (ATLANTIC GROUP)-TRAC SERVICES	Yes.BRMISCEQ.7985750	
		0110	111	016220	016220	514100	0000	0304	5620			Accrual-PO-DAY & ZIMMERMAN (ATLANTIC GROUP)-TRAC SERVICES	Yes.BRMISCEQ.7977566	
		0110	111	016220	016220	514100	0000	0304	5620			Accrual-PO-DAY & ZIMMERMAN (ATLANTIC GROUP)-TRAC SERVICES	Yes.BRMISCEQ.7977579	
		0110	111	016220	016220	514100	0000	0304	5620			Accrual-PO-DAY & ZIMMERMAN (ATLANTIC GROUP)-TRAC SERVICES	Yes.BRMISCEQ.7985660	

Case No. 2020-00350

Attachment to Response to AG-KIUC-2 Question 22(h)

Page 151 of 166

Garrett

Database ORAOEBSPROD.OEBSPROD
 Data Access Set LGE ENERGY LLC
 Ledger LGE ENERGY LLC
 Chart Of Accounts Accounting Flexfield
 Currency USD

Category	* List - Text	Accrual
Source	* List - Text	Spreadsheet
Accounting Date	* List - Date	11/30/2020
Group ID	Number	29090
Batch Name	Text	PG-SRF
Journal Name	Text	J701-0110-1120
Journal Description	Text	Power Generation Accrual
Reverse Journal	List - Text	Yes
Reversal Period/Date	List - Text	DEC-2020

Upl	Company	Product	Org	Exp Org	Account	IC	Exp Type	Loc	Debit	Credit	Stat Amount	Line Description	Line DFF (Project/Task)	Messages
					* List - Text				* Number	* Number	Number	Text	List - Text	
0110	111	016220	016220	514100	0000	0304	5620	50.48				Accrual-PO-DAY & ZIMMERMAN (ATLANTIC GROUP)-TRAC SERVICES	Yes.BRMISCEQ.7986371	
0110	111	016220	016220	514100	0000	0304	5620	50.48				Accrual-PO-DAY & ZIMMERMAN (ATLANTIC GROUP)-TRAC SERVICES	Yes.BRMISCEQ.7989695	
0110	111	016220	016220	513100	0000	0304	5620	16.82				Accrual-PO-DAY & ZIMMERMAN (ATLANTIC GROUP)-TRAC SERVICES	Yes.BRMISCEQ.7986988	
0110	111	016220	016220	514100	0000	0304	5620	33.65				Accrual-PO-DAY & ZIMMERMAN (ATLANTIC GROUP)-TRAC SERVICES	Yes.BRMISCEQ.8005835	
0110	111	016220	016220	511100	0000	0304	5620	3,545.65				Accrual-PO-DAY & ZIMMERMAN (ATLANTIC GROUP)-TRAC SERVICES	Yes.BRSTRGR.7084290	
0110	111	016220	016220	511100	0000	0304	5620	2,929.56				Accrual-PO-DAY & ZIMMERMAN (ATLANTIC GROUP)-TRAC SERVICES	Yes.BRSTRGR.7769243	
0110	111	016220	016220	511100	0000	0304	5620	1,184.64				Accrual-PO-DAY & ZIMMERMAN (ATLANTIC GROUP)-TRAC SERVICES	Yes.BRSTRGR.7769243	
0110	111	016220	016220	511100	0000	0304	5620	16.82				Accrual-PO-DAY & ZIMMERMAN (ATLANTIC GROUP)-TRAC SERVICES	Yes.BRSTRGR.7977563	
0110	111	016220	016220	511100	0000	0304	5620	33.65				Accrual-PO-DAY & ZIMMERMAN (ATLANTIC GROUP)-TRAC SERVICES	Yes.BRSTRGR.7987892	
0110	111	016220	016220	511100	0000	0304	5620	148.40				Accrual-PO-DAY & ZIMMERMAN (ATLANTIC GROUP)-TRAC SERVICES	Yes.BRSTRGR.7987186	
0110	111	016220	016220	511100	0000	0304	5620	148.40				Accrual-PO-DAY & ZIMMERMAN (ATLANTIC GROUP)-TRAC SERVICES	Yes.BRSTRGR.8007730	
0110	111	016220	016220	511100	0000	0304	5620	100.95				Accrual-PO-DAY & ZIMMERMAN (ATLANTIC GROUP)-TRAC SERVICES	Yes.BRSTRGR.7988682	
0110	111	016910	016220	545100	0000	0304	5691	33.65				Accrual-PO-DAY & ZIMMERMAN (ATLANTIC GROUP)-TRAC SERVICES	Yes.DXMPF.7989564	
0110	111	016910	016220	545100	0000	0304	5691	67.30				Accrual-PO-DAY & ZIMMERMAN (ATLANTIC GROUP)-TRAC SERVICES	Yes.DXMPF.7989478	
0110	111	016220	016220	502013	0000	0304	5620	3,004.16				Accrual-PO-DAY & ZIMMERMAN (ATLANTIC GROUP)-TRAC SERVICES	Yes.BRCCROPS.7322092	
0110	111	016300	016220	554100	0000	0304	5642	50.48				Accrual-PO-DAY & ZIMMERMAN (ATLANTIC GROUP)-TRAC SERVICES	Yes.BRCTMPE.7986331	
0110	111	016220	016220	501090	0000	0304	5620	11,827.58				Accrual-PO-DAY & ZIMMERMAN (ATLANTIC GROUP)-TRAC SERVICES	Yes.BROPSFH.7794658	
0110	111	016220	016220	501090	0000	0304	5620	1,157.80				Accrual-PO-DAY & ZIMMERMAN (ATLANTIC GROUP)-TRAC SERVICES	Yes.BROPSFH.7794658	
0110	111	016220	016220	512107	0000	0304	5620	212.20				Accrual-PO-DAY & ZIMMERMAN (ATLANTIC GROUP)-TRAC SERVICES	Yes.BRCCRFY.7984842	
0110	111	016910	016220	544100	0000	0304	5691	87.66				Accrual-PO-DAY & ZIMMERMAN (ATLANTIC GROUP)-TRAC SERVICES	Yes.DXTURGEN.8004753	
0110	111	016220	016220	512100	0000	0304	5623	2,583.40				Accrual-PO-DAY & ZIMMERMAN (ATLANTIC GROUP)-TRAC SERVICES	Yes.BRPULV.7986821	
0110	111	016220	016220	512100	0000	0304	5623	779.04				Accrual-PO-DAY & ZIMMERMAN (ATLANTIC GROUP)-TRAC SERVICES	Yes.BRPULV.7908493	
0110	111	016220	016220	513100	0000	0304	5623	424.40				Accrual-PO-DAY & ZIMMERMAN (ATLANTIC GROUP)-TRAC SERVICES	Yes.BRTURGEN.7919962	
0110	111	016220	016220	512005	0000	0304	5630	329.34				Accrual-PO-DAY & ZIMMERMAN (ATLANTIC GROUP)-TRAC SERVICES	Yes.BRFGDABS.7992377	
0110	111	016220	016220	506100	0000	0304	5620	1,825.51				Accrual-PO-DAY & ZIMMERMAN (ATLANTIC GROUP)-TRAC SERVICES	Yes.BRMISCEXP.BRDISINFECT	
0110	111	016220	016220	506100	0000	0304	5620	554.16				Accrual-PO-DAY & ZIMMERMAN (ATLANTIC GROUP)-TRAC SERVICES	Yes.BRMISCEXP.BRDISINFECT	
0110	112	016220	016220	512100	0000	0304	5623	7,984.36				Accrual-PO-DAY & ZIMMERMAN (ATLANTIC GROUP)-TRAC SERVICES	Yes.BR3AUXF20.8002321	
0110	112	016220	016220	512156	0000	0304	5623	582.28				Accrual-PO-DAY & ZIMMERMAN (ATLANTIC GROUP)-TRAC SERVICES	Yes.BR3AUXF20.7889596	
0110	112	016220	016220	512151	0000	0304	5623	713.57				Accrual-PO-DAY & ZIMMERMAN (ATLANTIC GROUP)-TRAC SERVICES	Yes.BR3AUXF20.7970913	
0110	112	016220	016220	512152	0000	0304	5623	658.68				Accrual-PO-DAY & ZIMMERMAN (ATLANTIC GROUP)-TRAC SERVICES	Yes.BR3AUXF20.8000913	
0110	112	016220	016220	512151	0000	0304	5623	329.34				Accrual-PO-DAY & ZIMMERMAN (ATLANTIC GROUP)-TRAC SERVICES	Yes.BR3AUXF20.7889574	
0110	112	016220	016220	512017	0000	0304	5623	2,718.60				Accrual-PO-DAY & ZIMMERMAN (ATLANTIC GROUP)-TRAC SERVICES	Yes.BR3AUXF20.8004689	
0110	112	016220	016220	512017	0000	0304	5623	584.28				Accrual-PO-DAY & ZIMMERMAN (ATLANTIC GROUP)-TRAC SERVICES	Yes.BR3AUXF20.7909898	
0110	112	016220	016220	513100	0000	0304	5623	296.80				Accrual-PO-DAY & ZIMMERMAN (ATLANTIC GROUP)-TRAC SERVICES	Yes.BR3AUXF20.7943229	
0110	112	016220	016220	513100	0000	0304	5623	296.16				Accrual-PO-DAY & ZIMMERMAN (ATLANTIC GROUP)-TRAC SERVICES	Yes.BR3AUXF20.7943229	
0110	112	016220	016220	512100	0000	0304	5620	1,038.02				Accrual-PO-DAY & ZIMMERMAN (ATLANTIC GROUP)-TRAC SERVICES	Yes.BR3AUXF20.7889313	
0110	112	016220	016220	512100	0000	0304	5620	557.72				Accrual-PO-DAY & ZIMMERMAN (ATLANTIC GROUP)-TRAC SERVICES	Yes.BR3AUXF20.7889313	
0110	112	016220	016220	512100	0000	0304	5623	1,644.55				Accrual-PO-DAY & ZIMMERMAN (ATLANTIC GROUP)-TRAC SERVICES	Yes.BR3AUXF20.7882575	
0110	112	016220	016220	512100	0000	0304	5623	318.30				Accrual-PO-DAY & ZIMMERMAN (ATLANTIC GROUP)-TRAC SERVICES	Yes.BR3AUXF20.7912572	
0110	112	016220	016220	512100	0000	0304	5620	2,011.36				Accrual-PO-DAY & ZIMMERMAN (ATLANTIC GROUP)-TRAC SERVICES	Yes.BR3AUXF20.7983691	
0110	112	016220	016220	512100	0000	0304	5620	1,114.05				Accrual-PO-DAY & ZIMMERMAN (ATLANTIC GROUP)-TRAC SERVICES	Yes.BR3AUXF20.7889259	
0110	112	016220	016220	512100	0000	0304	5623	87.66				Accrual-PO-DAY & ZIMMERMAN (ATLANTIC GROUP)-TRAC SERVICES	Yes.BR3AUXF20.7888514	
0110	112	016220	016220	512100	0000	0304	5623	254.90				Accrual-PO-DAY & ZIMMERMAN (ATLANTIC GROUP)-TRAC SERVICES	Yes.BR3AUXF20.7888537	
0110	112	016220	016220	512100	0000	0304	5620	299.86				Accrual-PO-DAY & ZIMMERMAN (ATLANTIC GROUP)-TRAC SERVICES	Yes.BR3AUXF20.7889331	
0110	112	016220	016220	512100	0000	0304	5620	350.64				Accrual-PO-DAY & ZIMMERMAN (ATLANTIC GROUP)-TRAC SERVICES	Yes.BR3AUXF20.7889145	
0110	112	016220	016220	512100	0000	0304	5623	212.20				Accrual-PO-DAY & ZIMMERMAN (ATLANTIC GROUP)-TRAC SERVICES	Yes.BR3AUXF20.7889375	
0110	112	016220	016220	512100	0000	0304	5620	173.32				Accrual-PO-DAY & ZIMMERMAN (ATLANTIC GROUP)-TRAC SERVICES	Yes.BR3AUXF20.7888759	
0110	112	016220	016220	512100	0000	0304	5620	387.52				Accrual-PO-DAY & ZIMMERMAN (ATLANTIC GROUP)-TRAC SERVICES	Yes.BR3AUXF20.7889032	
0110	112	016220	016220	512100	0000	0304	5620	212.20				Accrual-PO-DAY & ZIMMERMAN (ATLANTIC GROUP)-TRAC SERVICES	Yes.BR3AUXF20.7889343	
0110	111	016910	016220	544100	0000	0304	5691	33.65				Accrual-PO-DAY & ZIMMERMAN (ATLANTIC GROUP)-TRAC SERVICES	Yes.DXAEF.7987842	
0110	111	016220	016220	108901	0000	0304	5630	945.00				Accrual-PO-DAY & ZIMMERMAN (ATLANTIC GROUP)-TRAC SERVICES	Yes.151997.7912606	
0110	111	016220	016220	107001	0000	0304	5630	2,625.08				Accrual-PO-DAY & ZIMMERMAN (ATLANTIC GROUP)-TRAC SERVICES	Yes.151997.7911070	
0110	112	016220	016220	512005	0000	0304	5630	219.56				Accrual-PO-DAY & ZIMMERMAN (ATLANTIC GROUP)-TRAC SERVICES	Yes.BFGDOUT20.7889174	
0110	112	016220	016220	512005	0000	0304	5630	439.12				Accrual-PO-DAY & ZIMMERMAN (ATLANTIC GROUP)-TRAC SERVICES	Yes.BFGDOUT20.7889407	
0110	112	016220	016220	512005	0000	0304	5630	582.28				Accrual-PO-DAY & ZIMMERMAN (ATLANTIC GROUP)-TRAC SERVICES	Yes.BFGDOUT20.7889228	
0110	112	016220	016220	512005	0000	0304	5630	582.28				Accrual-PO-DAY & ZIMMERMAN (ATLANTIC GROUP)-TRAC SERVICES	Yes.BFGDOUT20.7888683	
0110	111	016220	016220	512151	0000	0304	5623	658.68				Accrual-PO-DAY & ZIMMERMAN (ATLANTIC GROUP)-TRAC SERVICES	Yes.B3SCRAMM.7993983	
0110	111	016220	016220	513100	0000	0304	5623	296.80				Accrual-PO-DAY & ZIMMERMAN (ATLANTIC GROUP)-TRAC SERVICES	Yes.BRCTBDOWS.7881369	
0110	111	016220	016220	513100	0000	0304	5623	296.16				Accrual-PO-DAY & ZIMMERMAN (ATLANTIC GROUP)-TRAC SERVICES	Yes.BRCTBDOWS.7881369	
0110	111	016220	016220	108901	0000	0304	5630	345.52				Accrual-PO-DAY & ZIMMERMAN (ATLANTIC GROUP)-TRAC SERVICES	Yes.159634.7912611	
0110	111	016220	016220	108901	0000	0304	5630	562.84				Accrual-PO-DAY & ZIMMERMAN (ATLANTIC GROUP)-TRAC SERVICES	Yes.159634.7912615	
0110	111	016220	016220	108901	0000	0304	5630	4,572.58				Accrual-PO-DAY & ZIMMERMAN (ATLANTIC GROUP)-TRAC SERVICES	Yes.159634.7912615	
0110	111	016220	016220	512005	0000	0304	5630	259.14				Accrual-PO-DAY & ZIMMERMAN (ATLANTIC GROUP)-TRAC SERVICES	Yes.159634.7912615	

Case No. 2020-00350

Attachment to Response to AG-KIUC-2 Question 22(h)

Page 152 of 166

Garrett

Database ORAOEBSPROD.OEBSPROD
 Data Access Set LGE ENERGY LLC
 Ledger LGE ENERGY LLC
 Chart Of Accounts Accounting Flexfield
 Currency USD

Category	* List - Text Accrual
Source	* List - Text Spreadsheet
Accounting Date	* List - Date 11/30/2020
Group ID	Number 29090
Batch Name	Text PG-SRF
Journal Name	Text J701-0110-1120
Journal Description	Text Power Generation Accrual
Reverse Journal	List - Text Yes
Reversal Period/Date	List - Text DEC-2020

Upl	Company	Product	Org	Exp Org	Account	IC	Exp Type	Loc	Debit	Credit	Stat Amount	Line Description	Line DFF (Project/Task)	Messages
									* Number	* Number	Number	Text	List - Text	
		0110	111	016520	016520	107001	0000	0301	5653			GH3 PJFF Bag Testing	Yes.135282.7662944	
		0110	111	016520	016520	107001	0000	0452	5651	21,427.84		GH1 PJFF Cages - Material	Yes.135277.7743288	
		0110	111	016520	016520	107001	0000	0301	5651	2,550.00		GH1 PJFF Cages - Freight	Yes.135277.7743288	
		0110	111	016520	016520	512100	0000	0304	5651	960.00		2020 INCORP SITE SUPERINTENDENT	Yes.GHBOILER.7710048	
		0110	111	016520	016520	511100	0000	0304	5651	1,100.00		U-1 HOUSE HEAT LINE LEAK	Yes.GHSTRGRND.8002332	
		0110	111	016520	016520	511100	0000	0304	5657	270.00		1-1 OIL SEPERATOR CHECK VLV INSULATE	Yes.GHMISCPLT.7973948	
		0110	111	016520	016520	512100	0000	0304	5653	400.00		U-3 IK WEST DRAIN LINE LEAK	Yes.GHSOOTBLR.8003682	
		0110	111	016520	016520	512100	0000	0304	5653	400.00		3-2 PA FAN OB BRG.WATER LINE INSULATE	Yes.GHPULCOAL.8002976	
		0110	111	016520	016520	513100	0000	0304	5654	400.00		U-4 COOLING TWR.CHEMICAL LINE INSULTE	Yes.GHCIRCWTR.7992982	
		0110	111	016520	016520	512107	0000	0304	5657	70.00		CCR FIRE PROTECTION LINE INSULATE	Yes.GHCRCRMNTC.7886448	
		0110	111	016520	016520	514100	0000	0304	5657	200.00		1H/2H INULATE FIRE PROTECTION LINE INSULATE	Yes.GHFIREFRO.7912557	
		0110	111	016520	016520	511100	0000	0304	5657	100.00		CRUSER HSE 2 ROOF LEAK	Yes.GHSTRGRND.8008333	
		0110	111	016520	016520	512017	0000	0304	5651	100.00		U-1 SLUICE WTR.LINE LEAK SCAFFOLD	Yes.GHASHHDL.8007734	
		0110	111	016520	016520	513100	0000	0301	5653	3,000.00		U-3 & U-4 SAC AIR RECIEVER TANKS NEED REPLACED	Yes.GHCOMPAIR.7849815	
		0110	112	016520	016520	513100	0000	0304	5653	2,500.00		U-3 DZ SUPPORT CLEANING UP TURBINE BARN AND COVER	Yes.GH3F20.8007104	
		0110	111	016520	016520	512100	0000	0304	5653	3,000.00		U-3 PULVERIZERS REBUILD JOURNALS	Yes.GHPULCOAL.7991100	
		0110	111	016520	016520	512100	0000	0304	5652	1,000.00		U-2 GRINDING SECTION HAD BUILD UP ON CONE	Yes.GHPULCOAL.8011136	
		0110	111	016520	016520	513100	0000	0304	5652	1,500.00		2-1 CIRC WATER PUMP MOTOR ASSIST WITH INSTALL	Yes.GHCIRCWTR.8011138	
		0110	111	016520	016520	108901	0000	0301	5652	15,000.00		2-2 FGD Tower Spray Header Installation	Yes.151399.7896424	
		0110	111	016520	016520	107001	0000	0301	5652	80,000.00		2-2 FGD Tower Spray Header Installation	Yes.151399.7896421	
		0110	111	016520	016520	107001	0000	0303	5652	5,000.00		2-2 FGD Tower Spray Header Installation	Yes.151399.7896421	
		0110	111	016520	016520	107001	0000	0452	5651	472,797.00		U1 COOLING TOWER SWITCHGEAR	Yes.121GH.7936397	
		0110	111	016520	016520	107001	0000	0301	5657	73,000.00		(INVESTMENT) CCR / DTLs READY ELECT. REWIRE	Yes.161436.7852225	
		0110	111	016520	016520	511100	0000	0301	5654	14,265.74		U4 DISCONNECT	Yes.GHSTRGRND.7973425	
		0110	111	016520	016520	512100	0000	0301	5657	21,790.00		PWT POWER	Yes.GHPWSMNTC.7972394	
		0110	111	016520	016520	107001	0000	0301	5657	17,401.12		DEW POINT MOINITOR	Yes.47GH.7988955	
		0110	111	016520	016520	512005	0000	0301	5652	2,788.86		U2 FGD ELEVATOR	Yes.GHFGD.7992920	
		0110	111	016520	016520	512107	0000	0301	5657	7,668.06		CCR VIBRATORS	Yes.GHCRCRGP.7973429	
		0110	111	016520	016520	107001	0000	0301	5651	3,691.94		U1 COOLING TOWER SWITCHGEAR	Yes.121GH.7976679	
		0110	111	016520	016520	512100	0000	0301	5657	2,708.24		3G GROUND	Yes.GHFUELHDL.7945565	
		0110	112	016520	016520	512100	0000	0301	5652	2,708.24		U2 BOILER	Yes.GH2S20.7908558	
		0110	111	016520	016520	107001	0000	0301	5657	2,552.14		SIMULATOR	Yes.158956.7940797	
		0110	111	016520	016520	511100	0000	0301	5657	2,766.56		KO BOX HEAT TRACE	Yes.GHSTRGRND.7983774	
		0110	111	016520	016520	107001	0000	0301	5657	24,675.00		Preliminary Work	Yes.144365.7200642	
		0110	111	016520	016520	511100	0000	0452	5657	10,300.00		FPG CONSUMABLES	Yes.GHSTRGRND.7710144	
		0110	111	016520	016520	512005	0000	0301	5652	11,735.00		U 2 FGD BLDG. E. FIRE SENSOR HAS INTERMITTENT FAULT	Yes.GHFGD.7916425	
		0110	111	016520	016520	107001	0000	0452	5654	32,556.40		GH4 COAL NOZZLES	Yes.161933.107001	
		0110	111	016520	016520	107001	0000	0301	5657	106,400.00		GH Potable Water Upgrade	Yes.163643.7935285	
		0110	111	016520	016520	514100	0000	0301	5652	15,000.00		U 2 FGD BLDG. FIRE SENSOR HAS INTERMITTENT FAULT	Yes.GHFIREFRO.7996798	
		0110	111	016520	016520	512100	0000	0301	5657	15,000.00		GHEHT BOILER TUNING FOR ALL UNIT ASSIST PROVECTA DON PARKER FOR	Yes.GHDSCS.7696730	
		0110	111	016520	016520	512107	0000	0301	5657	140,000.00		COAT CCR GYPSUM FEED, RETURN, SUMP PIPELINES	Yes.GHCRCRGP.7970988	
		0110	111	016520	016520	512005	0000	0301	5653	19,739.00		3-2 OX AIR BLOWER 36K HOUR SERVICE	Yes.GHFGD.7950557	
		0110	111	016520	016520	512005	0000	0301	5651	19,389.00		1-2 OX AIR BLOWER 36K HOUR SERVICE	Yes.GHFGD.7982790	
		0110	112	016520	016520	512107	0000	0452	5654	195,850.00		12-PLACE GMAX6-3326 FLSMIDTH KREBS RADIA MANIFOLD SYSTEM	Yes.GH4F20.7908465	
		0110	111	016520	016520	502013	0000	0301	5657	28,900.00		Tetra Tech - Monthly Landfill Fee	Yes.GHCRCRPS.CCROPS	
		0110	111	016520	016520	502011	0000	0699	5657		249,161.36	CertainTeed - Gypsum Sales - ECR	Yes.GH-GYPSAL.GYP SALES ECR	
		0110	111	016520	016520	502001	0000	0699	5657		36,666.67	CertainTeed - Gypsum Sales - Non ECR	Yes.GHGYPSALE.GYPSUM SALES	
		0110	111	016520	016520	502011	0000	0699	5657		38,067.39	CertainTeed - Gypsum Sales - ECR - November Premium	Yes.GH-GYPSAL.GYP SALES ECR	
		0110	111	016520	016520	502011	0000	0699	5657		43,302.06	CertainTeed - Gypsum Sales - ECR - October Premium	Yes.GH-GYPSAL.GYP SALES ECR	
		0110	111	016520	016520	501253	0000	0699	5654		66,523.02	Boral Resources - Ash Sales	Yes.GHASHSALE.SALES	
		0110	111	016520	016520	512005	0000	0452	5653		5,904.00	On Hold Report -S AND J LIGHTING LENSE SUPPLY - 599502	Yes.GHFGD.7942426	
		0110	111	016520	016520	107001	0000	0452	5657		13,566.10	On Hold Report -GRAYBAR ELECTRIC CO INC - 9318754102	Yes.161436.7852225	
		0110	111	016520	016520	107001	0000	0653	5657		33.45	On Hold Report -INSIGHT DIRECT USA INC - 918007442	Yes.161436.7755857	
		0110	111	016520	016520	107001	0000	0301	5651		2,957.83	READY ELECTRIC CO INC - Auxiliary Labor	Yes.121GH.7976679	
		0110	111	016520	016520	107001	0000	0301	5657		1,875.05	READY ELECTRIC CO INC - Auxiliary Labor	Yes.158956.7940797	
		0110	111	016520	016520	107001	0000	0301	5657		13,025.96	READY ELECTRIC CO INC - Auxiliary Labor	Yes.161436.7852225	
		0110	111	016520	016520	512107	0000	0301	5657		3,094.00	READY ELECTRIC CO INC - Auxiliary Labor	Yes.GHCRCRGP.7973429	
		0110	111	016520	016520	512005	0000	0301	5652		1,244.02	READY ELECTRIC CO INC - Auxiliary Labor	Yes.GHFGD.7992920	
		0110	111	016520	016520	512100	0000	0301	5657		1,571.79	READY ELECTRIC CO INC - Auxiliary Labor	Yes.GHFUELHDL.7945565	
		0110	111	016520	016520	512100	0000	0301	5657		4,868.09	READY ELECTRIC CO INC - Auxiliary Labor	Yes.GHPWSMNTC.7972394	
		0110	111	016520	016520	511100	0000	0301	5657		726.77	READY ELECTRIC CO INC - Auxiliary Labor	Yes.GHSTRGRND.7966433	
		0110	111	016520	016520	511100	0000	0301	5654		1,933.68	READY ELECTRIC CO INC - Auxiliary Labor	Yes.GHSTRGRND.7973425	
		0110	111	016520	016520	511100	0000	0301	5657		1,664.23	READY ELECTRIC CO INC - Auxiliary Labor	Yes.GHSTRGRND.7973425	
		0110	111	018834	016520	163012	0000	0301	5657		1,391.04	THE ATLANTIC GROUP INC - Auxiliary Labor	Yes.146660KU.7387074	

Case No. 2020-00350

Attachment to Response to AG-KIUC-2 Question 22(h)

Page 153 of 166

Garrett

Database ORAOEBSPROD.OEBSPROD
 Data Access Set LGE ENERGY LLC
 Ledger LGE ENERGY LLC
 Chart Of Accounts Accounting Flexfield
 Currency USD

Category	* List - Text Accrual
Source	* List - Text Spreadsheet
Accounting Date	* List - Date 11/30/2020
Group ID	Number 29090
Batch Name	Text PG-SRF
Journal Name	Text J701-0110-1120
Journal Description	Text Power Generation Accrual
Reverse Journal	List - Text Yes
Reversal Period/Date	List - Text DEC-2020

Upl	Company	Product	Org	Exp Org	Account	IC	Exp Type	Loc	Debit	Credit	Stat Amount	Line Description	Line DFF (Project/Task)	Messages
									* Number	* Number	Number	Text	List - Text	
0110	111	016520	016520	108901	0000	0301	5657		1,796.76			THE ATLANTIC GROUP INC - Auxiliary Labor	Yes.161436.775856	
0110	112	016520	016520	513100	0000	0301	5653		684.48			THE ATLANTIC GROUP INC - Auxiliary Labor	Yes.GH3F20.8007104	
0110	111	016520	016520	512107	0000	0301	5657		1,970.64			THE ATLANTIC GROUP INC - Auxiliary Labor	Yes.GHCCCRASH.7310396	
0110	111	016520	016520	512107	0000	0301	5657		884.48			THE ATLANTIC GROUP INC - Auxiliary Labor	Yes.GHCCCRASH.7698871	
0110	111	016520	016520	512107	0000	0301	5657		6,864.10			THE ATLANTIC GROUP INC - Auxiliary Labor	Yes.GHCCCRASH.7949598	
0110	111	016520	016520	512107	0000	0301	5657		171.12			THE ATLANTIC GROUP INC - Auxiliary Labor	Yes.GHCCCRASH.7985822	
0110	111	016520	016520	513100	0000	0301	5653		3,891.54			THE ATLANTIC GROUP INC - Auxiliary Labor	Yes.GHCOMPAIR.7849815	
0110	111	016520	016520	512100	0000	0301	5657		159.39			THE ATLANTIC GROUP INC - Auxiliary Labor	Yes.GHFUELHDL.8007706	
0110	111	016520	016520	511100	0000	0301	5657		3,966.80			THE ATLANTIC GROUP INC - Auxiliary Labor	Yes.GHSTRGRND.7989294	
0110	111	016520	016520	511100	0000	0301	5657		4,516.48			THE ATLANTIC GROUP INC - Auxiliary Labor	Yes.GHSTRGRND.8003924	
0110	111	016520	016520	511100	0000	0301	5657		464.32			THE ATLANTIC GROUP INC - Auxiliary Labor	Yes.GHSTRGRND.8003926	
0110	111	018834	016520	163012	0000	0304	5657		1,599.26			THE ATLANTIC GROUP INC - Supplemental Labor	Yes.146660KU.7387074	
0110	112	016520	016520	513100	0000	0304	5653		3,780.08			THE ATLANTIC GROUP INC - Supplemental Labor	Yes.GH3F20.8007104	
0110	111	016520	016520	512017	0000	0304	5654		19.05			THE ATLANTIC GROUP INC - Supplemental Labor	Yes.GHASHHDL.7989661	
0110	111	016520	016520	512017	0000	0304	5652		531.60			THE ATLANTIC GROUP INC - Supplemental Labor	Yes.GHASHHDL.8009128	
0110	111	016520	016520	512100	0000	0304	5652		78.46			THE ATLANTIC GROUP INC - Supplemental Labor	Yes.GHBLRDFT.7985707	
0110	111	016520	016520	512100	0000	0304	5652		78.46			THE ATLANTIC GROUP INC - Supplemental Labor	Yes.GHBLRDFT.7985731	
0110	111	016520	016520	512107	0000	0304	5657		35,069.00			THE ATLANTIC GROUP INC - Supplemental Labor	Yes.GHCCCRASH.7310396	
0110	111	016520	016520	512107	0000	0304	5657		1,116.66			THE ATLANTIC GROUP INC - Supplemental Labor	Yes.GHCCCRASH.7698871	
0110	111	016520	016520	512107	0000	0304	5657		1,384.87			THE ATLANTIC GROUP INC - Supplemental Labor	Yes.GHCCCRASH.7949598	
0110	111	016520	016520	512107	0000	0304	5657		422.28			THE ATLANTIC GROUP INC - Supplemental Labor	Yes.GHCCCRASH.7985822	
0110	111	016520	016520	513100	0000	0304	5653		2,350.01			THE ATLANTIC GROUP INC - Supplemental Labor	Yes.GHCOMPAIR.7849815	
0110	111	016520	016520	512100	0000	0304	5654		78.46			THE ATLANTIC GROUP INC - Supplemental Labor	Yes.GHCOND.7989476	
0110	111	016520	016520	512100	0000	0304	5651		337.12			THE ATLANTIC GROUP INC - Supplemental Labor	Yes.GHFUELHDL.7908610	
0110	111	016520	016520	512100	0000	0304	5651		84.28			THE ATLANTIC GROUP INC - Supplemental Labor	Yes.GHFUELHDL.7908787	
0110	111	016520	016520	512100	0000	0304	5657		260.08			THE ATLANTIC GROUP INC - Supplemental Labor	Yes.GHFUELHDL.7927371	
0110	111	016520	016520	512100	0000	0304	5657		318.03			THE ATLANTIC GROUP INC - Supplemental Labor	Yes.GHFUELHDL.7982575	
0110	111	016520	016520	512100	0000	0304	5657		565.32			THE ATLANTIC GROUP INC - Supplemental Labor	Yes.GHFUELHDL.7983206	
0110	111	016520	016520	512100	0000	0304	5657		222.51			THE ATLANTIC GROUP INC - Supplemental Labor	Yes.GHFUELHDL.7983224	
0110	111	016520	016520	512100	0000	0304	5657		322.88			THE ATLANTIC GROUP INC - Supplemental Labor	Yes.GHFUELHDL.7984531	
0110	111	016520	016520	512100	0000	0304	5657		81.06			THE ATLANTIC GROUP INC - Supplemental Labor	Yes.GHFUELHDL.7985606	
0110	111	016520	016520	512100	0000	0304	5657		131.76			THE ATLANTIC GROUP INC - Supplemental Labor	Yes.GHFUELHDL.7985607	
0110	111	016520	016520	512100	0000	0304	5657		108.08			THE ATLANTIC GROUP INC - Supplemental Labor	Yes.GHFUELHDL.7985706	
0110	111	016520	016520	512100	0000	0304	5657		627.68			THE ATLANTIC GROUP INC - Supplemental Labor	Yes.GHFUELHDL.7986937	
0110	111	016520	016520	512100	0000	0304	5657		1,591.32			THE ATLANTIC GROUP INC - Supplemental Labor	Yes.GHFUELHDL.7987838	
0110	111	016520	016520	512100	0000	0304	5657		95.52			THE ATLANTIC GROUP INC - Supplemental Labor	Yes.GHFUELHDL.7987906	
0110	111	016520	016520	512100	0000	0304	5657		222.51			THE ATLANTIC GROUP INC - Supplemental Labor	Yes.GHFUELHDL.7989047	
0110	111	016520	016520	512100	0000	0304	5657		131.76			THE ATLANTIC GROUP INC - Supplemental Labor	Yes.GHFUELHDL.7990633	
0110	111	016520	016520	512100	0000	0304	5657		131.76			THE ATLANTIC GROUP INC - Supplemental Labor	Yes.GHFUELHDL.7990720	
0110	111	016520	016520	512100	0000	0304	5657		134.76			THE ATLANTIC GROUP INC - Supplemental Labor	Yes.GHFUELHDL.7992406	
0110	111	016520	016520	512100	0000	0304	5657		191.04			THE ATLANTIC GROUP INC - Supplemental Labor	Yes.GHFUELHDL.7998953	
0110	111	016520	016520	512100	0000	0304	5657		255.06			THE ATLANTIC GROUP INC - Supplemental Labor	Yes.GHFUELHDL.7998954	
0110	111	016520	016520	512100	0000	0304	5655		134.76			THE ATLANTIC GROUP INC - Supplemental Labor	Yes.GHFUELHDL.7999032	
0110	111	016520	016520	512100	0000	0304	5651		1,410.67			THE ATLANTIC GROUP INC - Supplemental Labor	Yes.GHFUELHDL.7999033	
0110	111	016520	016520	512100	0000	0304	5657		270.20			THE ATLANTIC GROUP INC - Supplemental Labor	Yes.GHFUELHDL.7999668	
0110	111	016520	016520	512100	0000	0304	5657		43.92			THE ATLANTIC GROUP INC - Supplemental Labor	Yes.GHFUELHDL.8000897	
0110	111	016520	016520	512100	0000	0304	5657		263.52			THE ATLANTIC GROUP INC - Supplemental Labor	Yes.GHFUELHDL.8000930	
0110	111	016520	016520	512100	0000	0304	5651		269.52			THE ATLANTIC GROUP INC - Supplemental Labor	Yes.GHFUELHDL.8001275	
0110	111	016520	016520	512100	0000	0304	5651		134.76			THE ATLANTIC GROUP INC - Supplemental Labor	Yes.GHFUELHDL.8001278	
0110	111	016520	016520	512100	0000	0304	5657		484.44			THE ATLANTIC GROUP INC - Supplemental Labor	Yes.GHFUELHDL.8002326	
0110	111	016520	016520	512100	0000	0304	5657		80.74			THE ATLANTIC GROUP INC - Supplemental Labor	Yes.GHFUELHDL.8002327	
0110	111	016520	016520	512100	0000	0304	5657		299.12			THE ATLANTIC GROUP INC - Supplemental Labor	Yes.GHFUELHDL.8002329	
0110	111	016520	016520	512100	0000	0304	5657		322.96			THE ATLANTIC GROUP INC - Supplemental Labor	Yes.GHFUELHDL.8002330	
0110	111	016520	016520	512100	0000	0304	5657		1,185.48			THE ATLANTIC GROUP INC - Supplemental Labor	Yes.GHFUELHDL.8002331	
0110	111	016520	016520	512100	0000	0304	5657		505.68			THE ATLANTIC GROUP INC - Supplemental Labor	Yes.GHFUELHDL.8002343	
0110	111	016520	016520	512100	0000	0304	5657		80.74			THE ATLANTIC GROUP INC - Supplemental Labor	Yes.GHFUELHDL.8002359	
0110	111	016520	016520	512100	0000	0304	5657		842.28			THE ATLANTIC GROUP INC - Supplemental Labor	Yes.GHFUELHDL.8002361	
0110	111	016520	016520	512100	0000	0304	5657		322.96			THE ATLANTIC GROUP INC - Supplemental Labor	Yes.GHFUELHDL.8003859	
0110	111	016520	016520	512100	0000	0304	5656		337.12			THE ATLANTIC GROUP INC - Supplemental Labor	Yes.GHFUELHDL.8003921	
0110	111	016520	016520	512100	0000	0304	5657		330.59			THE ATLANTIC GROUP INC - Supplemental Labor	Yes.GHFUELHDL.8006243	
0110	111	016520	016520	512100	0000	0304	5657		916.98			THE ATLANTIC GROUP INC - Supplemental Labor	Yes.GHFUELHDL.8007010	
0110	111	016520	016520	512100	0000	0304	5656		337.12			THE ATLANTIC GROUP INC - Supplemental Labor	Yes.GHFUELHDL.8007113	
0110	111	016520	016520	512100	0000	0304	5657		589.96			THE ATLANTIC GROUP INC - Supplemental Labor	Yes.GHFUELHDL.8007120	
0110	111	016520	016520	512100	0000	0304	5657		1,078.08			THE ATLANTIC GROUP INC - Supplemental Labor	Yes.GHFUELHDL.8007120	

Case No. 2020-00350

Attachment to Response to AG-KIUC-2 Question 22(h)

Page 154 of 166

Garrett

Database ORAOEBSPROD.OEBSPROD
 Data Access Set LGE ENERGY LLC
 Ledger LGE ENERGY LLC
 Chart Of Accounts Accounting Flexfield
 Currency USD

Category	* List - Text Accrual
Source	* List - Text Spreadsheet
Accounting Date	* List - Date 11/30/2020
Group ID	Number 29090
Batch Name	Text PG-SRF
Journal Name	Text J701-0110-1120
Journal Description	Text Power Generation Accrual
Reverse Journal	List - Text Yes
Reversal Period/Date	List - Text DEC-2020

Upl	Company	Product	Org	Exp Org	Account	IC	Exp Type	Loc	Debit	Credit	Stat Amount	Line Description	Line DFF (Project/Task)	Messages
									* Number	* Number	Number	Text	List - Text	
		0110	111	016520	016520	512100	0000	0304	5657	216.16		THE ATLANTIC GROUP INC - Supplemental Labor	Yes.GHFUELHDL.8007706	
		0110	111	016520	016520	512100	0000	0304	5657	212.64		THE ATLANTIC GROUP INC - Supplemental Labor	Yes.GHFUELHDL.8010056	
		0110	111	016520	016520	501090	0000	0304	5657	45,056.24		THE ATLANTIC GROUP INC - Supplemental Labor	Yes.GHFUELOPS.6812084	
		0110	111	016520	016520	512005	0000	0304	5657	5,451.66		THE ATLANTIC GROUP INC - Supplemental Labor	Yes.GHLSHDL.7674474	
		0110	111	016520	016520	512005	0000	0304	5657	85.02		THE ATLANTIC GROUP INC - Supplemental Labor	Yes.GHLSHDL.7986258	
		0110	111	016520	016520	512005	0000	0304	5657	95.52		THE ATLANTIC GROUP INC - Supplemental Labor	Yes.GHLSHDL.7991271	
		0110	111	016520	016520	514100	0000	0304	5657	80.76		THE ATLANTIC GROUP INC - Supplemental Labor	Yes.GHMISCLT.7985638	
		0110	111	016520	016520	514100	0000	0304	5657	95.52		THE ATLANTIC GROUP INC - Supplemental Labor	Yes.GHMISCLT.7986255	
		0110	111	016520	016520	511100	0000	0304	5651	19.05		THE ATLANTIC GROUP INC - Supplemental Labor	Yes.GHMISCLT.7986936	
		0110	111	016520	016520	514100	0000	0304	5657	80.76		THE ATLANTIC GROUP INC - Supplemental Labor	Yes.GHMISCLT.7990663	
		0110	111	016520	016520	514100	0000	0304	5657	87.84		THE ATLANTIC GROUP INC - Supplemental Labor	Yes.GHMISCLT.7991267	
		0110	111	016520	016520	511100	0000	0304	5652	19.05		THE ATLANTIC GROUP INC - Supplemental Labor	Yes.GHMISCLT.7991269	
		0110	111	016520	016520	512100	0000	0304	5653	3,956.04		THE ATLANTIC GROUP INC - Supplemental Labor	Yes.GHPULCOAL.7991100	
		0110	111	016520	016520	512100	0000	0304	5654	2,123.44		THE ATLANTIC GROUP INC - Supplemental Labor	Yes.GHPULCOAL.7997412	
		0110	111	016520	016520	512100	0000	0304	5652	414.52		THE ATLANTIC GROUP INC - Supplemental Labor	Yes.GHPULCOAL.8011136	
		0110	111	016520	016520	502100	0000	0304	5657	21,021.87		THE ATLANTIC GROUP INC - Supplemental Labor	Yes.GHPWSOPS.7814534	
		0110	111	016520	016520	512100	0000	0304	5654	2,925.70		THE ATLANTIC GROUP INC - Supplemental Labor	Yes.GHSOOTBLR.7867053	
		0110	111	016520	016520	512100	0000	0304	5652	123.00		THE ATLANTIC GROUP INC - Supplemental Labor	Yes.GHSOOTBLR.7935298	
		0110	111	016520	016520	512100	0000	0304	5653	54.40		THE ATLANTIC GROUP INC - Supplemental Labor	Yes.GHSOOTBLR.7942407	
		0110	111	016520	016520	512100	0000	0304	5654	54.40		THE ATLANTIC GROUP INC - Supplemental Labor	Yes.GHSOOTBLR.7949654	
		0110	111	016520	016520	512100	0000	0304	5654	54.40		THE ATLANTIC GROUP INC - Supplemental Labor	Yes.GHSOOTBLR.7949662	
		0110	111	016520	016520	512100	0000	0304	5653	54.40		THE ATLANTIC GROUP INC - Supplemental Labor	Yes.GHSOOTBLR.7980703	
		0110	111	016520	016520	512100	0000	0304	5652	127.68		THE ATLANTIC GROUP INC - Supplemental Labor	Yes.GHSOOTBLR.7981104	
		0110	111	016520	016520	512100	0000	0304	5652	174.54		THE ATLANTIC GROUP INC - Supplemental Labor	Yes.GHSOOTBLR.7981106	
		0110	111	016520	016520	512100	0000	0304	5651	246.00		THE ATLANTIC GROUP INC - Supplemental Labor	Yes.GHSOOTBLR.7985734	
		0110	111	016520	016520	512100	0000	0304	5653	255.36		THE ATLANTIC GROUP INC - Supplemental Labor	Yes.GHSOOTBLR.7985774	
		0110	111	016520	016520	512100	0000	0304	5652	123.00		THE ATLANTIC GROUP INC - Supplemental Labor	Yes.GHSOOTBLR.7996764	
		0110	111	016520	016520	512100	0000	0304	5651	155.66		THE ATLANTIC GROUP INC - Supplemental Labor	Yes.GHSOOTBLR.7997411	
		0110	111	016520	016520	512100	0000	0304	5651	54.40		THE ATLANTIC GROUP INC - Supplemental Labor	Yes.GHSOOTBLR.8000931	
		0110	111	016520	016520	512100	0000	0304	5651	108.80		THE ATLANTIC GROUP INC - Supplemental Labor	Yes.GHSOOTBLR.8000932	
		0110	111	016520	016520	512100	0000	0304	5652	108.80		THE ATLANTIC GROUP INC - Supplemental Labor	Yes.GHSOOTBLR.8001272	
		0110	111	016520	016520	512100	0000	0304	5652	54.40		THE ATLANTIC GROUP INC - Supplemental Labor	Yes.GHSOOTBLR.8002298	
		0110	111	016520	016520	512100	0000	0304	5651	217.60		THE ATLANTIC GROUP INC - Supplemental Labor	Yes.GHSOOTBLR.8003943	
		0110	111	016520	016520	512100	0000	0304	5651	217.60		THE ATLANTIC GROUP INC - Supplemental Labor	Yes.GHSOOTBLR.8004764	
		0110	111	016520	016520	511100	0000	0304	5657	1,218.24		THE ATLANTIC GROUP INC - Supplemental Labor	Yes.GHSTRGRND.7426173	
		0110	111	016520	016520	511100	0000	0304	5657	884.16		THE ATLANTIC GROUP INC - Supplemental Labor	Yes.GHSTRGRND.7426176	
		0110	111	016520	016520	511100	0000	0304	5657	3,434.88		THE ATLANTIC GROUP INC - Supplemental Labor	Yes.GHSTRGRND.7426180	
		0110	111	016520	016520	511100	0000	0304	5651	438.08		THE ATLANTIC GROUP INC - Supplemental Labor	Yes.GHSTRGRND.7934439	
		0110	111	016520	016520	511100	0000	0304	5657	770.22		THE ATLANTIC GROUP INC - Supplemental Labor	Yes.GHSTRGRND.7979403	
		0110	111	016520	016520	511100	0000	0304	5657	1,467.63		THE ATLANTIC GROUP INC - Supplemental Labor	Yes.GHSTRGRND.7985705	
		0110	111	016520	016520	511100	0000	0304	5657	688.48		THE ATLANTIC GROUP INC - Supplemental Labor	Yes.GHSTRGRND.7990719	
		0110	111	016520	016520	512100	0000	0304	5654	156.92		THE ATLANTIC GROUP INC - Supplemental Labor	Yes.GHSVCWTR.7985601	
		0110	111	016520	016520	512100	0000	0304	5654	156.92		THE ATLANTIC GROUP INC - Supplemental Labor	Yes.GHSVCWTR.7985602	
		0110	111	016520	016520	513100	0000	0304	5652	78.46		THE ATLANTIC GROUP INC - Supplemental Labor	Yes.GHTURBGEN.7985584	
		0110	111	016520	016520	513100	0000	0304	5653	19.05		THE ATLANTIC GROUP INC - Supplemental Labor	Yes.GHTURBGEN.7988647	
		0110	111	016520	016520	513100	0000	0304	5654	19.05		THE ATLANTIC GROUP INC - Supplemental Labor	Yes.GHTURBGEN.7988648	
		0110	111	016520	016520	513100	0000	0304	5651	19.05		THE ATLANTIC GROUP INC - Supplemental Labor	Yes.GHTURBGEN.7988676	
		0110	111	016520	016520	513100	0000	0304	5652	19.05		THE ATLANTIC GROUP INC - Supplemental Labor	Yes.GHTURBGEN.7988929	
		0110	111	016520	016520	513100	0000	0304	5655	292.73		THE ATLANTIC GROUP INC - Supplemental Labor	Yes.GHTWTRS.8002954	
		0110	111	016520	016520	513100	0000	0304	5655	261.26		THE ATLANTIC GROUP INC - Supplemental Labor	Yes.GHTWTRS.8004688	
		0110	111	016520	016520	513100	0000	0304	5655	134.76		THE ATLANTIC GROUP INC - Supplemental Labor	Yes.GHTWTRS.8006230	
		0110	111	016520	016520	506159	0000	0304	5653	3,247.61		FACILITIES PERFORMANCE GROUP LLC - Supplemental Labor	Yes.GHSO3OPS.7676212	
		0110	111	016520	016520	506159	0000	0304	5654	3,302.63		FACILITIES PERFORMANCE GROUP LLC - Supplemental Labor	Yes.GHSO3OPS.7676235	
		0110	111	016520	016520	506159	0000	0304	5652	3,243.31		FACILITIES PERFORMANCE GROUP LLC - Supplemental Labor	Yes.GHSO3OPS.7676236	
		0110	111	016520	016520	506159	0000	0304	5651	3,234.72		FACILITIES PERFORMANCE GROUP LLC - Supplemental Labor	Yes.GHSO3OPS.7680882	
		0110	111	016520	016520	511100	0000	0304	5657	4,424.04		FACILITIES PERFORMANCE GROUP LLC - Supplemental Labor	Yes.GHSTRGRND.7674730	
		0110	111	016520	016520	511100	0000	0304	5657	2,617.54		FACILITIES PERFORMANCE GROUP LLC - Supplemental Labor	Yes.GHSTRGRND.7710027	
		0110	111	016520	016520	511100	0000	0304	5651	4,193.05		FACILITIES PERFORMANCE GROUP LLC - Supplemental Labor	Yes.GHSTRGRND.7841646	
		0110	111	016520	016520	511100	0000	0304	5657	1,758.07		FACILITIES PERFORMANCE GROUP LLC - Supplemental Labor	Yes.GHSTRGRND.7841648	
		0110	111	016520	016520	511100	0000	0304	5657	3,982.62		FACILITIES PERFORMANCE GROUP LLC - Supplemental Labor	Yes.GHSTRGRND.7841649	
		0110	111	016520	016520	512107	0000	0304	5657	318.96		THE ATLANTIC GROUP INC - Supplemental Labor	Yes.GHCCRASH.7310396	
		0110	111	016520	016520	511100	0000	0304	5657	2,030.40		THE ATLANTIC GROUP INC - Supplemental Labor	Yes.GHSTRGRND.7426173	
		0110	111	016520	016520	511100	0000	0304	5657	1,743.24		THE ATLANTIC GROUP INC - Supplemental Labor	Yes.GHSTRGRND.7426176	
		0110	111	016520	016520	511100	0000	0304	5657	6,272.12		THE ATLANTIC GROUP INC - Supplemental Labor	Yes.GHSTRGRND.7426180	

Case No. 2020-00350

Attachment to Response to AG-KIUC-2 Question 22(h)

Page 155 of 166

Garrett

Database ORAOEBSPROD.OEBSPROD
 Data Access Set LGE ENERGY LLC
 Ledger LGE ENERGY LLC
 Chart Of Accounts Accounting Flexfield
 Currency USD

Category	* List - Text Accrual
Source	* List - Text Spreadsheet
Accounting Date	* List - Date 11/30/2020
Group ID	Number 29090
Batch Name	Text PG-SRF
Journal Name	Text J701-0110-1120
Journal Description	Text Power Generation Accrual
Reverse Journal	List - Text Yes
Reversal Period/Date	List - Text DEC-2020

Upl	Company	Product	Org	Exp Org	Account	IC	Exp Type	Loc	Debit	Credit	Stat Amount	Line Description	Line DFF (Project/Task)	Messages
					* List - Text				* Number	* Number	Number	Text	List - Text	
0110	111	016520	016520	512005	0000	0304	5657		2,284.16			THE ATLANTIC GROUP INC - Supplemental Labor	Yes.GHLSPREP.7645230	
0110	111	016520	016520	512107	0000	0304	5657		1,623.46			THE ATLANTIC GROUP INC - Supplemental Labor	Yes.GHCCRASH.7988871	
0110	111	016520	016520	511100	0000	0304	5651		95.25			THE ATLANTIC GROUP INC - Supplemental Labor	Yes.GHSTRGRND.7804792	
0110	111	016520	016520	513100	0000	0304	5653		398.56			THE ATLANTIC GROUP INC - Supplemental Labor	Yes.GHCOMPAPR.7849815	
0110	111	016520	016520	512100	0000	0304	5654		748.74			THE ATLANTIC GROUP INC - Supplemental Labor	Yes.GHSOOTBLR.7867053	
0110	112	016520	016520	512100	0000	0304	5653		436.08			THE ATLANTIC GROUP INC - Supplemental Labor	Yes.GH3F20.7913438	
0110	111	016520	016520	512100	0000	0304	5653		359.18			THE ATLANTIC GROUP INC - Supplemental Labor	Yes.GHSOOTBLR.7930023	
0110	111	016520	016520	512100	0000	0304	5653		96.64			THE ATLANTIC GROUP INC - Supplemental Labor	Yes.GHSOOTBLR.7942407	
0110	111	016520	016520	512100	0000	0304	5653		164.26			THE ATLANTIC GROUP INC - Supplemental Labor	Yes.GHSOOTBLR.7949649	
0110	111	016520	016520	512100	0000	0304	5654		174.54			THE ATLANTIC GROUP INC - Supplemental Labor	Yes.GHSOOTBLR.7949654	
0110	111	016520	016520	512100	0000	0304	5654		123.00			THE ATLANTIC GROUP INC - Supplemental Labor	Yes.GHSOOTBLR.7949659	
0110	111	016520	016520	512100	0000	0304	5654		174.54			THE ATLANTIC GROUP INC - Supplemental Labor	Yes.GHSOOTBLR.7949662	
0110	112	016520	016520	513100	0000	0304	5653		436.08			THE ATLANTIC GROUP INC - Supplemental Labor	Yes.GH3F20.7960441	
0110	111	016520	016520	512107	0000	0304	5657		202.26			THE ATLANTIC GROUP INC - Supplemental Labor	Yes.GHCCRGYP.7968590	
0110	111	016520	016520	512107	0000	0304	5657		65.88			THE ATLANTIC GROUP INC - Supplemental Labor	Yes.GHCCRGYP.7969772	
0110	111	016520	016520	512017	0000	0304	5651		8,125.62			THE ATLANTIC GROUP INC - Supplemental Labor	Yes.GHASHHDL.7973418	
0110	111	016520	016520	512017	0000	0304	5653		40.36			THE ATLANTIC GROUP INC - Supplemental Labor	Yes.GHASHHDL.7980009	
0110	111	016520	016520	512017	0000	0304	5654		80.72			THE ATLANTIC GROUP INC - Supplemental Labor	Yes.GHASHHDL.7980011	
0110	111	016520	016520	512017	0000	0304	5651		20.18			THE ATLANTIC GROUP INC - Supplemental Labor	Yes.GHASHHDL.7980012	
0110	111	016520	016520	512017	0000	0304	5652		40.36			THE ATLANTIC GROUP INC - Supplemental Labor	Yes.GHASHHDL.7980012	
0110	111	016520	016520	512100	0000	0304	5651		164.26			THE ATLANTIC GROUP INC - Supplemental Labor	Yes.GHSOOTBLR.7980585	
0110	111	016520	016520	512100	0000	0304	5653		133.28			THE ATLANTIC GROUP INC - Supplemental Labor	Yes.GHSOOTBLR.7980703	
0110	111	016520	016520	512107	0000	0304	5657		243.22			THE ATLANTIC GROUP INC - Supplemental Labor	Yes.GHCCRASH.7980753	
0110	111	016520	016520	513100	0000	0304	5651		20.18			THE ATLANTIC GROUP INC - Supplemental Labor	Yes.GHTURBGEN.7982100	
0110	111	016520	016520	512100	0000	0304	5654		1,070.06			THE ATLANTIC GROUP INC - Supplemental Labor	Yes.GHBOILER.7982101	
0110	111	016520	016520	511100	0000	0304	5651		38.10			THE ATLANTIC GROUP INC - Supplemental Labor	Yes.GHMISCP.LT.7982277	
0110	111	016520	016520	512100	0000	0304	5656		20.18			THE ATLANTIC GROUP INC - Supplemental Labor	Yes.GHWTRTRM.7982279	
0110	111	016520	016520	511100	0000	0304	5652		87.84			THE ATLANTIC GROUP INC - Supplemental Labor	Yes.GHSTRGRND.7982499	
0110	111	016520	016520	511100	0000	0304	5657		20.18			THE ATLANTIC GROUP INC - Supplemental Labor	Yes.GHWTRTRM.7983210	
0110	111	016520	016520	511100	0000	0304	5657		770.32			THE ATLANTIC GROUP INC - Supplemental Labor	Yes.GHSTRGRND.7983772	
0110	111	016520	016520	513100	0000	0304	5653		19.05			THE ATLANTIC GROUP INC - Supplemental Labor	Yes.GHTURBGEN.7984079	
0110	111	016520	016520	513100	0000	0304	5654		19.05			THE ATLANTIC GROUP INC - Supplemental Labor	Yes.GHTURBGEN.7984080	
0110	111	016520	016520	513100	0000	0304	5656		38.10			THE ATLANTIC GROUP INC - Supplemental Labor	Yes.GHTWTRS.7984081	
0110	111	016520	016520	511100	0000	0304	5652		19.05			THE ATLANTIC GROUP INC - Supplemental Labor	Yes.GHMISCP.LT.7984082	
0110	111	016520	016520	512100	0000	0304	5657		266.70			THE ATLANTIC GROUP INC - Supplemental Labor	Yes.GHFUELHDL.7984083	
0110	111	016520	016520	513100	0000	0304	5651		19.05			THE ATLANTIC GROUP INC - Supplemental Labor	Yes.GHTURBGEN.7984133	
0110	111	016520	016520	513100	0000	0304	5652		19.05			THE ATLANTIC GROUP INC - Supplemental Labor	Yes.GHTURBGEN.7984388	
0110	111	016520	016520	512100	0000	0304	5656		87.84			THE ATLANTIC GROUP INC - Supplemental Labor	Yes.GHFUELHDL.7984851	
0110	111	016520	016520	512100	0000	0304	5656		87.84			THE ATLANTIC GROUP INC - Supplemental Labor	Yes.GHFUELHDL.7984852	
0110	111	016520	016520	511100	0000	0304	5652		87.84			THE ATLANTIC GROUP INC - Supplemental Labor	Yes.GHSTRGRND.7984853	
0110	111	016520	016520	513100	0000	0304	5656		131.76			THE ATLANTIC GROUP INC - Supplemental Labor	Yes.GHTWTRS.7985603	
0110	111	016520	016520	513100	0000	0304	5656		109.80			THE ATLANTIC GROUP INC - Supplemental Labor	Yes.GHTWTRS.7985604	
0110	111	016520	016520	513100	0000	0304	5656		205.05			THE ATLANTIC GROUP INC - Supplemental Labor	Yes.GHTWTRS.7985605	
0110	111	016520	016520	512107	0000	0304	5657		65.88			THE ATLANTIC GROUP INC - Supplemental Labor	Yes.GHCCRGYP.7986190	
0110	111	016520	016520	512107	0000	0304	5655		613.36			THE ATLANTIC GROUP INC - Supplemental Labor	Yes.GHCCRASH.7986907	
0110	111	016520	016520	512107	0000	0304	5654		290.58			THE ATLANTIC GROUP INC - Supplemental Labor	Yes.GHCCRASH.7986912	
0110	111	016520	016520	107001	0000	0304	5657		2,705.00			THE ATLANTIC GROUP INC - Supplemental Labor	Yes.161436.7987491	
0110	111	016520	016520	512017	0000	0304	5653		38.10			THE ATLANTIC GROUP INC - Supplemental Labor	Yes.GHASHHDL.7989657	
0110	111	016520	016520	512017	0000	0304	5654		38.10			THE ATLANTIC GROUP INC - Supplemental Labor	Yes.GHASHHDL.7989660	
0110	111	016520	016520	512107	0000	0304	5657		65.88			THE ATLANTIC GROUP INC - Supplemental Labor	Yes.GHCCRGYP.7990464	
0110	111	016520	016520	512100	0000	0304	5653		1,107.28			THE ATLANTIC GROUP INC - Supplemental Labor	Yes.GHPULCOAL.7991100	
0110	111	016520	016520	512100	0000	0304	5654		40.36			THE ATLANTIC GROUP INC - Supplemental Labor	Yes.GHPULCOAL.7995755	
0110	111	016520	016520	512100	0000	0304	5653		40.36			THE ATLANTIC GROUP INC - Supplemental Labor	Yes.GHPULCOAL.7996309	
0110	111	016520	016520	513100	0000	0304	5654		87.84			THE ATLANTIC GROUP INC - Supplemental Labor	Yes.GHCIRCWTR.7996322	
0110	111	016520	016520	512100	0000	0304	5654		4,111.62			THE ATLANTIC GROUP INC - Supplemental Labor	Yes.GHPULCOAL.7997412	
0110	111	016520	016520	513100	0000	0304	5652		84.18			THE ATLANTIC GROUP INC - Supplemental Labor	Yes.GHCIRCWTR.8000647	
0110	111	016520	016520	512100	0000	0304	5652		164.26			THE ATLANTIC GROUP INC - Supplemental Labor	Yes.GHSOOTBLR.8000700	
0110	111	016520	016520	512100	0000	0304	5651		96.64			THE ATLANTIC GROUP INC - Supplemental Labor	Yes.GHSOOTBLR.8000931	
0110	111	016520	016520	512100	0000	0304	5651		211.60			THE ATLANTIC GROUP INC - Supplemental Labor	Yes.GHSOOTBLR.8000932	
0110	111	016520	016520	513100	0000	0304	5655		529.12			THE ATLANTIC GROUP INC - Supplemental Labor	Yes.GHTWTRS.8000940	
0110	111	016520	016520	513100	0000	0304	5655		529.12			THE ATLANTIC GROUP INC - Supplemental Labor	Yes.GHTWTRS.8000964	
0110	111	016520	016520	512100	0000	0304	5652		349.08			THE ATLANTIC GROUP INC - Supplemental Labor	Yes.GHSOOTBLR.8001272	
0110	111	016520	016520	512100	0000	0304	5652		205.20			THE ATLANTIC GROUP INC - Supplemental Labor	Yes.GHSOOTBLR.8001273	
0110	111	016520	016520	512100	0000	0304	5652		309.00			THE ATLANTIC GROUP INC - Supplemental Labor	Yes.GHSOOTBLR.8002295	

Attachment to Response to AG-KIUC-2 Question 22(h)

Case No. 2020-00350

Database ORAOEBSPROD.OEBSPROD
 Data Access Set LGE ENERGY LLC
 Ledger LGE ENERGY LLC
 Chart Of Accounts Accounting Flexfield
 Currency USD

Category	* List - Text	Accrual
Source	* List - Text	Spreadsheet
Accounting Date	* List - Date	11/30/2020
Group ID	Number	29090
Batch Name	Text	PG-SRF
Journal Name	Text	J701-0110-1120
Journal Description	Text	Power Generation Accrual
Reverse Journal	List - Text	Yes
Reversal Period/Date	List - Text	DEC-2020

Upi	Company	Product	Org	Exp Org	Account	IC	Exp Type	Loc	Debit	Credit	Stat Amount	Line Description	Line DFF (Project/Task)	Messages
									* Number	* Number	Number	Text	List - Text	
	0110	111	016520	016520	513100	0000	0304	5652	87.84			THE ATLANTIC GROUP INC - Supplemental Labor	Yes.GHTURBGEN.8002322	
	0110	111	016520	016520	512107	0000	0304	5657	43.92			THE ATLANTIC GROUP INC - Supplemental Labor	Yes.GHCCRGYP.8002961	
	0110	111	016520	016520	512107	0000	0304	5657	65.88			THE ATLANTIC GROUP INC - Supplemental Labor	Yes.GHCCRGYP.8002962	
	0110	111	016520	016520	511100	0000	0304	5653	770.32			THE ATLANTIC GROUP INC - Supplemental Labor	Yes.GHSTRGRND.8003861	
	0110	111	016520	016520	512107	0000	0304	5653	743.52			THE ATLANTIC GROUP INC - Supplemental Labor	Yes.GHCCRASH.8003862	
	0110	111	016520	016520	512100	0000	0304	5654	240.00			THE ATLANTIC GROUP INC - Supplemental Labor	Yes.GHSOOTBLR.8003932	
	0110	111	016520	016520	512100	0000	0304	5651	687.70			THE ATLANTIC GROUP INC - Supplemental Labor	Yes.GHSOOTBLR.8003943	
	0110	111	016520	016520	512100	0000	0304	5651	785.12			THE ATLANTIC GROUP INC - Supplemental Labor	Yes.GHSOOTBLR.8003945	
	0110	111	016520	016520	514100	0000	0304	5657	743.52			THE ATLANTIC GROUP INC - Supplemental Labor	Yes.GHFIREPRO.8004675	
	0110	111	016520	016520	512100	0000	0304	5651	728.82			THE ATLANTIC GROUP INC - Supplemental Labor	Yes.GHSOOTBLR.8004764	
	0110	111	016520	016520	512107	0000	0304	5657	70.50			THE ATLANTIC GROUP INC - Supplemental Labor	Yes.GHCCRGYP.8004814	
	0110	111	016520	016520	512100	0000	0304	5653	187.94			THE ATLANTIC GROUP INC - Supplemental Labor	Yes.GHPULCOAL.8004815	
	0110	111	016520	016520	512100	0000	0304	5653	600.00			THE ATLANTIC GROUP INC - Supplemental Labor	Yes.GHPULCOAL.8005807	
	0110	111	016520	016520	107001	0000	0301	5653	9,300.00			ACVP FOUNDATION WORK	Yes.159604.7751364	
	0110	111	016520	016520	107001	0000	0452	5653	7,130.00			3-2 Aux Cond Vac Pump	Yes.159604.7751364	
	0110	111	016520	016520	511100	0000	0452	5657	35,065.00			PURCHASE 10K GALLON POLYMER TANK FOR KNOCKOUT BOX	Yes.GHSTRGRND.7964455	
	0110	111	016710	002130	186074	0100	0375	0172	104,757.08			CR7 LTPC Variable Fee CT1 Service (KU) Siemens - Q4	Yes.CR7LTPCKU.LTPC186	
	0110	111	016710	002130	186074	0100	0475	0172	256,474.23			CR7 LTPC Variable Fee CT1 Matl (KU) Siemens - Q4	Yes.CR7LTPCKU.LTPC186	
	0110	111	016710	002130	186074	0100	0375	0172	105,532.70			CR7 LTPC Variable Fee CT2 Service (KU) Siemens - Q4	Yes.CR7LTPCKU.LTPC186	
	0110	111	016710	002130	186074	0100	0475	0172	258,373.15			CR7 LTPC Variable Fee CT2 Matl (KU) Siemens - Q4	Yes.CR7LTPCKU.LTPC186	
	0110	105	015590	015590	232031	0000	0699	0000		3,731,573.62			Yes.112958.232031	
	0110	105	015590	015590	232032	0000	0699	0000		75,622.70			Yes.112958.232032	
	0110	105	015590	015590	232033	0000	0699	0000		-			Yes.112958.232033	
	0110	111	015590	006250	232001	0100	0699	0000		812,375.15		Power Generation Monthly Accrual	Yes.112958.PPD	
	0110	111	015590	015590	232001	0000	0699	0000		2,258,532.62		Power Generation Monthly Accrual	Yes.112958.PPD	
	0110	111	015590	015590	143012	0000	0699	0000	433,720.50			Power Generation Monthly Accrual-Beneficial ReUse	Yes.112958.143012	
	0110	111	015590	015590	143012	0000	0699	0000				Power Generation Inventory	Yes.112958.143012	
Totals:									7,311,824.59	7,311,824.59				

Description: Power Generation Accrual

Prepared by: S Farrell Approved by: Stacy Ritchey Posted by: Sarah Farrell

Upload/Concurrent ID: 54987017 Reverse Concurrent ID: 55048215 Posted/Concurrent ID: 54987331 Reversal Posted/Concurrent ID: 55048228

Database ORAOBSPROD.OEBSPROD
 Data Access Set LGE ENERGY LLC
 Ledger LGE ENERGY LLC
 Chart Of Accounts Accounting Flexfield
 Currency USD

Category	* List - Text Accrual
Source	* List - Text Spreadsheet
Accounting Date	* List - Date 31-Dec-2020
Group ID	Number 29090
Batch Name	Text PG-SRF
Journal Name	Text J701-0110-1220
Journal Description	Text Power Generation Accrual
Reverse Journal	List - Text Yes
Reversal Period/Date	List - Text JAN-2021

Upi	Company	Product	Org	Exp Org	Account	IC	Exp Type	Loc	Debit	Credit	Stat Amount	Line Description	Line DFF (Project.Task)
				* List - Text					* Number	* Number	Number	Text	List - Text
0110	111	016220	016300	016300	186075	0000	0375	5636	59,018.73			BRCT LTSA Fixed/EOH Fee for CT6 Service (KU) GE International	Yes.156327KU.BRCT6
0110	111	016220	016300	016300	186075	0000	0375	5637	116,565.07			BRCT LTSA Fixed/EOH Fee for CT7 Service (KU) GE International	Yes.156327KU.BRCT7
0100	111	002040	016300	016300	186075	0110	0375	0460	36,172.77			BRCT LTSA Fixed/EOH Fee for CT6 Service (LGE) GE International	Yes.156327LGE.BRCT6
0100	111	002040	016300	016300	186075	0110	0375	0461	71,443.11			BRCT LTSA Fixed/EOH Fee for CT7 Service (LGE) GE International	Yes.156327LGE.BRCT7
0110	111	016220	016220	016220	512005	0000	0301	5630	29,302.10			Accrual-PO 397521-ATLAS COPCO COMPTEC LLC-TFA - 10 HR /	Yes.155481.7842257
0110	111	016220	016220	016220	512005	0000	0301	5630	29,302.10			Accrual-PO 397521-ATLAS COPCO COMPTEC LLC-TFA - 10 HR /	Yes.155482.7842258
0110	112	016220	016220	016220	512005	0000	0301	5630	2,650.00			Accrual-PO 700088-HIBBS ELECTROMECHANICAL INC-OFFLINE	Yes.BFGDOUT20.7948073
0110	112	016220	016220	016220	512100	0000	0301	5623	2,650.00			Accrual-PO 700088-HIBBS ELECTROMECHANICAL INC-OFFLINE	Yes.BR3AUXF20.7948076
0110	112	016220	016220	016220	512151	0000	0301	5623	32,027.00			Accrual-PO 700721-TANNER INDUSTRIES INC-PUMP OUT FEE C	Yes.BR3AUXF20.6871173
0110	112	016220	016220	016220	512151	0000	0301	5623	30,000.00			Accrual-PO 701485-CORMETECH INC-WO# 7970913 - TESTING C	Yes.BR3AUXF20.7970913
0110	111	016220	016220	016220	512005	0000	0301	5630	14,667.00			Accrual-PO 705106-WELTRANS INC-GEARBOX REPAIR	Yes.BRFGDABS.8012644
0110	111	016220	016220	016220	512005	0000	0301	5630	10,743.95			Accrual-PO 705803-FUELLGRAF CHIMNEY AND TOWER INC-STA	Yes.BRFGDABS.8007722
0110	111	016220	016220	016220	512100	0000	0301	5620	2,055.00			Accrual-PO-READY-CABLE FOR CAR THAW HEATER	Yes.BRFUELHAN.8011236
0110	111	016220	016220	016220	513100	0000	0301	5623	1,237.40			Accrual-PO 701948-ABELL ELEVATOR INTL-FGD PEGA ELEVATO	Yes.BRMISCEQ.7084967
0110	111	016220	016220	016220	514100	0000	0301	5620	4,657.15			Accrual-PO 702585-ENERFLEX ENERGY SYSTEMS-EXPEDITING	Yes.BRMISCEQ.5620
0110	111	016220	016220	016220	513100	0000	0301	5623	1,625.00			Accrual-PO 706398-ABELL ELEVATOR INTL-WO# 7084967 - SER	Yes.BRMISCEQ.7084967
0110	111	016220	016220	016220	511100	0000	0301	5620	6,000.00			Accrual-PO 619111-INCORP-HEATING BOILER INSULATION	Yes.BRSTRGR.5620
0110	111	016300	016300	016300	552100	0000	0301	5642	600.00			Accrual-PO 700491-READY-BR READY TRAC SERVICE ELECTRI	Yes.BRCTSG.5642
0110	111	016910	016910	016910	542100	0000	0301	5691	5,700.00			Accrual-PO 696394-GLENN INDUSTRIAL GROUP INC-REPORT R	Yes.DXSTRGR.5691
0110	111	016220	016220	016220	107001	0000	0301	5620	57,000.00			Accrual-PO 701998-SIEMENS ENERGY INC-Labor - Technical Fie	Yes.148006.107001
0110	111	016220	016220	016220	107001	0000	0301	5623	206,000.00			Accrual-PO 666017-KSB INC-INSPECTION & REPAIR OF LUVAC	Yes.158723.107001
0110	111	016220	016220	016220	107001	0000	0301	5623	546,945.60			Accrual-PO 697779-MECHANICAL CONSTRUCTION SERVICES IN	Yes.161445.107001
0110	111	016220	016220	016220	107001	0000	0301	5623	10,161.81			Accrual-PO 697792-A AND D CONSTRUCTORS LLC-LABOR	Yes.162247.107001
0110	111	016300	016300	016300	107001	0000	0301	5646	46,612.00			Accrual-PO 695190-ZENAR SERVICE GROUP LLC-Labor	Yes.159665.107001
0110	111	016300	016300	016300	107001	0000	0452	5646	34,485.00			Accrual-PO 695190-ZENAR SERVICE GROUP LLC-Material	Yes.159665.107001
0110	111	016910	016910	016910	107001	0000	0301	5691	3,093.42			Accrual-PO 702515-HDR ENGINEERING INC-ENGINEERING CON	Yes.162305.107001
0110	111	016910	016910	016910	107001	0000	0301	5691	3,093.42			Accrual-PO 702515-HDR ENGINEERING INC-ENGINEERING CON	Yes.162307.107001
0110	111	016910	016910	016910	107001	0000	0301	5691	3,093.42			Accrual-PO 702515-HDR ENGINEERING INC-ENGINEERING CON	Yes.162308.107001
0110	111	016910	016910	016910	108901	0000	0301	5691	1,000.00			Accrual-PO-RUMPKE-DUMPSTERS FOR OLD BOUYS	Yes.163408.108901
0110	111	016220	016220	016220	107001	0000	0452	5620	41,672.49			Accrual-PO-BILL COLLINS FORD INC-INCORRECT CAPITAL PRO	Yes.160339.107001
0110	111	016220	016220	016220	107001	0000	0452	5620	(41,672.49)			Accrual-PO-BILL COLLINS FORD INC-INCORRECT CAPITAL PRO	Yes.163750.107001
0110	111	016300	016300	016300	549100	0000	0301	5636	900.00			Accrual-PO 635044-Airgas-Mid America-CT6 Nitrogen Tube Trailer F	Yes.BRCTMEXP.CT6GAS
0110	111	016300	016300	016300	549100	0000	0301	5637	900.00			Accrual-PO 635044-Airgas-Mid America-CT7 Nitrogen Tube Trailer F	Yes.BRCTMEXP.CT7GAS
0110	111	016220	016220	016220	505100	0000	0301	5620	950.00			Accrual-PO 543337-Airgas-Mid America-BR Steam Hydrogen Tube T	Yes.BRHYDCRBN.5620
0110	111	016220	016220	016220	502002	0000	0413	5620	1,000.00			Accrual-PO 580526-Brenntag MidSouth-BR Water Treatment Chemi	Yes.BRWTCHEM.5620
0110	111	016220	016220	016220	511100	0000	0303	5620	3,500.00			Accrual-PO -Day & Zimmerman-Cleaning Supplies	Yes.BRSTRGR.5620
0110	111	016220	016220	016220	514100	0000	0301	5620	7,000.00			Accrual-PO 637541-Black and Veatch Corp-Remote Performance M	Yes.BRSFWLIC.RPM
0110	111	016220	016220	016220	502013	0000	0304	5620	61,000.00			Accrual-PO -SAlIA-Landfill Operation	Yes.BRLANDFIL.502013
0110	111	016300	016220	016220	549100	0000	0663	5642	1,000.00			Accrual-PO 659558-Lake Village-Water	Yes.BRCTWTUSE.5642
0110	111	016220	016220	016220	506100	0000	0663	5620	1,000.00			Accrual-PO 659558-Lake Village-Water	Yes.BRWTRUSE.5620
0110	111	016220	016220	016220	512017	0000	0304	5623	90.68			Accrual-PO-DAY & ZIMMERMAN (ATLANTIC GROUP)-TRAC SER	Yes.BRASHHAND.8010525
0110	111	016220	016220	016220	512017	0000	0304	5620	269.20			Accrual-PO-DAY & ZIMMERMAN (ATLANTIC GROUP)-TRAC SER	Yes.BRASHHAND.8006668
0110	111	016220	016220	016220	512017	0000	0304	5620	269.20			Accrual-PO-DAY & ZIMMERMAN (ATLANTIC GROUP)-TRAC SER	Yes.BRASHHAND.8007456
0110	111	016220	016220	016220	512017	0000	0304	5620	269.20			Accrual-PO-DAY & ZIMMERMAN (ATLANTIC GROUP)-TRAC SER	Yes.BRASHHAND.8008088
0110	111	016220	016220	016220	512017	0000	0304	5620	317.20			Accrual-PO-DAY & ZIMMERMAN (ATLANTIC GROUP)-TRAC SER	Yes.BRASHHAND.8013125
0110	111	016220	016220	016220	512017	0000	0304	5623	317.20			Accrual-PO-DAY & ZIMMERMAN (ATLANTIC GROUP)-TRAC SER	Yes.BRASHHAND.7990411
0110	111	016220	016220	016220	512017	0000	0304	5620	36.62			Accrual-PO-DAY & ZIMMERMAN (ATLANTIC GROUP)-TRAC SER	Yes.BRASHHAND.8011706
0110	111	016220	016220	016220	512017	0000	0304	5620	36.62			Accrual-PO-DAY & ZIMMERMAN (ATLANTIC GROUP)-TRAC SER	Yes.BRASHHAND.8012163
0110	111	016220	016220	016220	512100	0000	0304	5620	100.95			Accrual-PO-DAY & ZIMMERMAN (ATLANTIC GROUP)-TRAC SER	Yes.BRASHHAND.8012162
0110	111	016220	016220	016220	512100	0000	0304	5620	33.65			Accrual-PO-DAY & ZIMMERMAN (ATLANTIC GROUP)-TRAC SER	Yes.BRASHHAND.8006685
0110	111	016220	016220	016220	512100	0000	0304	5620	67.30			Accrual-PO-DAY & ZIMMERMAN (ATLANTIC GROUP)-TRAC SER	Yes.BRASHHAND.8010813
0110	111	016220	016220	016220	512100	0000	0304	5620	16.82			Accrual-PO-DAY & ZIMMERMAN (ATLANTIC GROUP)-TRAC SER	Yes.BRASHHAND.8010813

Attachment to Response to Request for Question 22(h)
 Case No. 2020-00350

Database ORAOEBSPROD.OEBSPROD
 Data Access Set LGE ENERGY LLC
 Ledger LGE ENERGY LLC
 Chart Of Accounts Accounting Flexfield
 Currency USD

Category	* List - Text	Accrual
Source	* List - Text	Spreadsheet
Accounting Date	* List - Date	31-Dec-2020
Group ID	Number	29090
Batch Name	Text	PG-SRF
Journal Name	Text	J701-0110-1220
Journal Description	Text	Power Generation Accrual
Reverse Journal	List - Text	Yes
Reversal Period/Date	List - Text	JAN-2021

Upi	Company	Product	Org	Exp Org	Account	IC	Exp Type	Loc	Debit	Credit	Stat Amount	Line Description	Line DFF (Project.Task)
				* List - Text					* Number	* Number	Number	Text	List - Text
0110	111	016220	016220	512100	0000	0304	5620	689.24				Accrual-PO-DAY & ZIMMERMAN (ATLANTIC GROUP)-TRAC SER	Yes.BRFUELHAN.7959592
0110	111	016220	016220	512100	0000	0304	5620	350.64				Accrual-PO-DAY & ZIMMERMAN (ATLANTIC GROUP)-TRAC SER	Yes.BRFUELHAN.8007021
0110	111	016220	016220	512100	0000	0304	5620	317.20				Accrual-PO-DAY & ZIMMERMAN (ATLANTIC GROUP)-TRAC SER	Yes.BRFUELHAN.8007021
0110	111	016220	016220	512100	0000	0304	5620	87.66				Accrual-PO-DAY & ZIMMERMAN (ATLANTIC GROUP)-TRAC SER	Yes.BRFUELHAN.7988339
0110	111	016220	016220	512100	0000	0304	5620	262.98				Accrual-PO-DAY & ZIMMERMAN (ATLANTIC GROUP)-TRAC SER	Yes.BRFUELHAN.8002276
0110	111	016220	016220	512100	0000	0304	5620	219.15				Accrual-PO-DAY & ZIMMERMAN (ATLANTIC GROUP)-TRAC SER	Yes.BRFUELHAN.8034585
0110	111	016220	016220	513100	0000	0304	5620	165.52				Accrual-PO-DAY & ZIMMERMAN (ATLANTIC GROUP)-TRAC SER	Yes.BRMISCEQ.7989488
0110	111	016220	016220	511100	0000	0304	5623	82.76				Accrual-PO-DAY & ZIMMERMAN (ATLANTIC GROUP)-TRAC SER	Yes.BRMISCEQ.8009537
0110	111	016220	016220	513100	0000	0304	5620	82.76				Accrual-PO-DAY & ZIMMERMAN (ATLANTIC GROUP)-TRAC SER	Yes.BRMISCEQ.8003124
0110	111	016220	016220	514100	0000	0304	5620	67.30				Accrual-PO-DAY & ZIMMERMAN (ATLANTIC GROUP)-TRAC SER	Yes.BRMISCEQ.8008021
0110	111	016220	016220	513100	0000	0304	5620	16.82				Accrual-PO-DAY & ZIMMERMAN (ATLANTIC GROUP)-TRAC SER	Yes.BRMISCEQ.8007830
0110	111	016220	016220	514100	0000	0304	5620	50.48				Accrual-PO-DAY & ZIMMERMAN (ATLANTIC GROUP)-TRAC SER	Yes.BRMISCEQ.8006584
0110	111	016220	016220	514100	0000	0304	5620	67.30				Accrual-PO-DAY & ZIMMERMAN (ATLANTIC GROUP)-TRAC SER	Yes.BRMISCEQ.8026466
0110	111	016220	016220	514100	0000	0304	5620	67.30				Accrual-PO-DAY & ZIMMERMAN (ATLANTIC GROUP)-TRAC SER	Yes.BRMISCEQ.8022825
0110	111	016220	016220	514100	0000	0304	5620	67.30				Accrual-PO-DAY & ZIMMERMAN (ATLANTIC GROUP)-TRAC SER	Yes.BRMISCEQ.8006988
0110	111	016220	016220	514100	0000	0304	5620	67.30				Accrual-PO-DAY & ZIMMERMAN (ATLANTIC GROUP)-TRAC SER	Yes.BRMISCEQ.8007822
0110	111	016220	016220	514100	0000	0304	5620	33.65				Accrual-PO-DAY & ZIMMERMAN (ATLANTIC GROUP)-TRAC SER	Yes.BRMISCEQ.8008842
0110	111	016220	016220	514100	0000	0304	5620	84.12				Accrual-PO-DAY & ZIMMERMAN (ATLANTIC GROUP)-TRAC SER	Yes.BRMISCEQ.8011420
0110	111	016220	016220	514100	0000	0304	5620	67.30				Accrual-PO-DAY & ZIMMERMAN (ATLANTIC GROUP)-TRAC SER	Yes.BRMISCEQ.8010681
0110	111	016220	016220	514100	0000	0304	5620	100.95				Accrual-PO-DAY & ZIMMERMAN (ATLANTIC GROUP)-TRAC SER	Yes.BRMISCEQ.8014787
0110	111	016220	016220	514100	0000	0304	5620	134.60				Accrual-PO-DAY & ZIMMERMAN (ATLANTIC GROUP)-TRAC SER	Yes.BRMISCEQ.8017158
0110	111	016220	016220	514100	0000	0304	5620	100.95				Accrual-PO-DAY & ZIMMERMAN (ATLANTIC GROUP)-TRAC SER	Yes.BRMISCEQ.8019024
0110	111	016220	016220	511100	0000	0304	5620	317.20				Accrual-PO-DAY & ZIMMERMAN (ATLANTIC GROUP)-TRAC SER	Yes.BRMISCEQ.8006093
0110	111	016220	016220	514100	0000	0304	5620	317.20				Accrual-PO-DAY & ZIMMERMAN (ATLANTIC GROUP)-TRAC SER	Yes.BRMISCEQ.8031390
0110	111	016220	016220	511100	0000	0304	5620	43.83				Accrual-PO-DAY & ZIMMERMAN (ATLANTIC GROUP)-TRAC SER	Yes.BRMISCEQ.8006575
0110	111	016220	016220	514100	0000	0304	5620	350.64				Accrual-PO-DAY & ZIMMERMAN (ATLANTIC GROUP)-TRAC SER	Yes.BRMISCEQ.8026463
0110	111	016220	016220	511100	0000	0304	5620	6,151.81				Accrual-PO-DAY & ZIMMERMAN (ATLANTIC GROUP)-TRAC SER	Yes.BRSTRGR.7084290
0110	111	016220	016220	511100	0000	0304	5620	3,590.50				Accrual-PO-DAY & ZIMMERMAN (ATLANTIC GROUP)-TRAC SER	Yes.BRSTRGR.7769243
0110	111	016220	016220	511100	0000	0304	5620	3,479.88				Accrual-PO-DAY & ZIMMERMAN (ATLANTIC GROUP)-TRAC SER	Yes.BRSTRGR.7769243
0110	111	016220	016220	511100	0000	0304	5623	321.92				Accrual-PO-DAY & ZIMMERMAN (ATLANTIC GROUP)-TRAC SER	Yes.BRSTRGR.7996808
0110	111	016220	016220	511100	0000	0304	5620	160.96				Accrual-PO-DAY & ZIMMERMAN (ATLANTIC GROUP)-TRAC SER	Yes.BRSTRGR.8034595
0110	111	016220	016220	511100	0000	0304	5620	67.30				Accrual-PO-DAY & ZIMMERMAN (ATLANTIC GROUP)-TRAC SER	Yes.BRSTRGR.8010122
0110	111	016220	016220	511100	0000	0304	5623	148.40				Accrual-PO-DAY & ZIMMERMAN (ATLANTIC GROUP)-TRAC SER	Yes.BRSTRGR.8034569
0110	111	016220	016220	511100	0000	0304	5623	148.40				Accrual-PO-DAY & ZIMMERMAN (ATLANTIC GROUP)-TRAC SER	Yes.BRSTRGR.8034568
0110	111	016220	016220	511100	0000	0304	5620	556.98				Accrual-PO-DAY & ZIMMERMAN (ATLANTIC GROUP)-TRAC SER	Yes.BRSTRGR.8027748
0110	111	016220	016220	511100	0000	0304	5620	148.40				Accrual-PO-DAY & ZIMMERMAN (ATLANTIC GROUP)-TRAC SER	Yes.BRSTRGR.8012178
0110	111	016220	016220	511100	0000	0304	5620	148.08				Accrual-PO-DAY & ZIMMERMAN (ATLANTIC GROUP)-TRAC SER	Yes.BRSTRGR.8008097
0110	111	016220	016220	511100	0000	0304	5620	1,146.36				Accrual-PO-DAY & ZIMMERMAN (ATLANTIC GROUP)-TRAC SER	Yes.BRSTRGR.8013425
0110	111	016220	016220	511100	0000	0304	5620	79.30				Accrual-PO-DAY & ZIMMERMAN (ATLANTIC GROUP)-TRAC SER	Yes.BRSTRGR.8006670
0110	111	016220	016220	511100	0000	0304	5620	79.30				Accrual-PO-DAY & ZIMMERMAN (ATLANTIC GROUP)-TRAC SER	Yes.BRSTRGR.8010807
0110	111	016220	016220	511100	0000	0304	5620	79.30				Accrual-PO-DAY & ZIMMERMAN (ATLANTIC GROUP)-TRAC SER	Yes.BRSTRGR.8010643
0110	111	016220	016220	511100	0000	0304	5620	79.30				Accrual-PO-DAY & ZIMMERMAN (ATLANTIC GROUP)-TRAC SER	Yes.BRSTRGR.8012168
0110	111	016220	016220	511100	0000	0304	5620	87.66				Accrual-PO-DAY & ZIMMERMAN (ATLANTIC GROUP)-TRAC SER	Yes.BRSTRGR.8008093
0110	111	016220	016220	511100	0000	0304	5620	43.83				Accrual-PO-DAY & ZIMMERMAN (ATLANTIC GROUP)-TRAC SER	Yes.BRSTRGR.8034587
0110	111	016910	016220	544100	0000	0304	5691	80.48				Accrual-PO-DAY & ZIMMERMAN (ATLANTIC GROUP)-TRAC SER	Yes.DXMPE.8003366
0110	111	016910	016220	545100	0000	0304	5691	67.30				Accrual-PO-DAY & ZIMMERMAN (ATLANTIC GROUP)-TRAC SER	Yes.DXMPE.8010533
0110	111	016910	016220	545100	0000	0304	5691	67.30				Accrual-PO-DAY & ZIMMERMAN (ATLANTIC GROUP)-TRAC SER	Yes.DXMPE.8010616
0110	111	016910	016220	545100	0000	0304	5691	43.83				Accrual-PO-DAY & ZIMMERMAN (ATLANTIC GROUP)-TRAC SER	Yes.DXMPE.8008785
0110	111	016220	016220	502013	0000	0304	5620	1,269.36				Accrual-PO-DAY & ZIMMERMAN (ATLANTIC GROUP)-TRAC SER	Yes.BRCCROPS.7322092
0110	111	016300	016220	554100	0000	0304	5642	67.30				Accrual-PO-DAY & ZIMMERMAN (ATLANTIC GROUP)-TRAC SER	Yes.BRCTMPE.8008806
0110	111	016220	016220	501090	0000	0304	5620	6,075.60				Accrual-PO-DAY & ZIMMERMAN (ATLANTIC GROUP)-TRAC SER	Yes.BRCCROPS.729920
0110	111	016220	016220	501090	0000	0304	5620	1771.02				Accrual-PO-DAY & ZIMMERMAN (ATLANTIC GROUP)-TRAC SER	Yes.BROPSFH.7794658
0110	111	016220	016220	512107	0000	0304	5620	45.34				Accrual-PO-DAY & ZIMMERMAN (ATLANTIC GROUP)-TRAC SER	Yes.BRCCROPS.8011677
0110	111	016220	016220	512107	0000	0304	5620	90.68				Accrual-PO-DAY & ZIMMERMAN (ATLANTIC GROUP)-TRAC SER	Yes.BRCCRFY.8011677

Case No. 2020-00350

Attachment to Response to A-Check Case Question 22(h)

Database ORAOBSPROD.OEBSPROD
 Data Access Set LGE ENERGY LLC
 Ledger LGE ENERGY LLC
 Chart Of Accounts Accounting Flexfield
 Currency USD

Category	* List - Text	Accrual
Source	* List - Text	Spreadsheet
Accounting Date	* List - Date	31-Dec-2020
Group ID	Number	29090
Batch Name	Text	PG-SRF
Journal Name	Text	J701-0110-1220
Journal Description	Text	Power Generation Accrual
Reverse Journal	List - Text	Yes
Reversal Period/Date	List - Text	JAN-2021

Upi	Company	Product	Org	Exp Org	Account	IC	Exp Type	Loc	Debit	Credit	Stat Amount	Line Description	Line DFF (Project.Task)
				* List - Text					* Number	* Number	Number	Text	List - Text
0110	111	016220	016220	512107	0000	0304	5620	79.30				Accrual-PO-DAY & ZIMMERMAN (ATLANTIC GROUP)-TRAC SER	Yes.BRCCRFly.8006614
0110	111	016220	016220	512107	0000	0304	5620	158.60				Accrual-PO-DAY & ZIMMERMAN (ATLANTIC GROUP)-TRAC SER	Yes.BRCCRFly.8031419
0110	111	016220	016220	512100	0000	0304	5623	160.96				Accrual-PO-DAY & ZIMMERMAN (ATLANTIC GROUP)-TRAC SER	Yes.BRPULV.8035921
0110	111	016220	016220	513100	0000	0304	5623	45.34				Accrual-PO-DAY & ZIMMERMAN (ATLANTIC GROUP)-TRAC SER	Yes.BRTURGEN.8011543
0110	111	016220	016220	512100	0000	0304	5623	43.83				Accrual-PO-DAY & ZIMMERMAN (ATLANTIC GROUP)-TRAC SER	Yes.BRTURGEN.7997891
0110	111	016220	016220	512005	0000	0304	5630	160.96				Accrual-PO-DAY & ZIMMERMAN (ATLANTIC GROUP)-TRAC SER	Yes.BRFGDABS.7996349
0110	111	016220	016220	512005	0000	0304	5630	87.66				Accrual-PO-DAY & ZIMMERMAN (ATLANTIC GROUP)-TRAC SER	Yes.BRFGDABS.8004819
0110	111	016220	016220	506100	0000	0304	5620	1,164.04				Accrual-PO-DAY & ZIMMERMAN (ATLANTIC GROUP)-TRAC SER	Yes.BRMISCEXP.BRDISINFECT
0110	112	016220	016220	512100	0000	0304	5623	956.29				Accrual-PO-DAY & ZIMMERMAN (ATLANTIC GROUP)-TRAC SER	Yes.BR3AUXF20.7882575
0110	111	016910	016220	544100	0000	0304	5691	67.30				Accrual-PO-DAY & ZIMMERMAN (ATLANTIC GROUP)-TRAC SER	Yes.DXAEE.8010072
0110	111	016910	016220	544100	0000	0304	5691	67.30				Accrual-PO-DAY & ZIMMERMAN (ATLANTIC GROUP)-TRAC SER	Yes.DXAEE.8012087
0110	111	016220	016220	513100	0000	0304	5623	90.68				Accrual-PO-DAY & ZIMMERMAN (ATLANTIC GROUP)-TRAC SER	Yes.BRCRCWAT.8010789
0110	111	016220	016220	513100	0000	0304	5623	90.68				Accrual-PO-DAY & ZIMMERMAN (ATLANTIC GROUP)-TRAC SER	Yes.BRSRVWAT.8010792
0110	111	016220	016220	512107	0000	0304	5620	90.68				Accrual-PO-DAY & ZIMMERMAN (ATLANTIC GROUP)-TRAC SER	Yes.BRCCRGYP.8021975
0110	111	016220	016220	512107	0000	0304	5620	90.68				Accrual-PO-DAY & ZIMMERMAN (ATLANTIC GROUP)-TRAC SER	Yes.BRCCRGYP.8027271
0110	111	016220	016220	512107	0000	0304	5620	79.30				Accrual-PO-DAY & ZIMMERMAN (ATLANTIC GROUP)-TRAC SER	Yes.BRCCRGYP.7990763
0110	111	016220	016220	512107	0000	0304	5620	79.30				Accrual-PO-DAY & ZIMMERMAN (ATLANTIC GROUP)-TRAC SER	Yes.BRCCRGYP.8027678
0110	111	016220	016220	512107	0000	0304	5620	237.90				Accrual-PO-DAY & ZIMMERMAN (ATLANTIC GROUP)-TRAC SER	Yes.BRCCRGYP.8028970
0110	111	016220	016220	512107	0000	0304	5620	158.60				Accrual-PO-DAY & ZIMMERMAN (ATLANTIC GROUP)-TRAC SER	Yes.BRCCRGYP.8031510
0110	111	016220	016220	512107	0000	0304	5620	87.66				Accrual-PO-DAY & ZIMMERMAN (ATLANTIC GROUP)-TRAC SER	Yes.BRCCRGYP.8028951
0110	111	016220	016220	512100	0000	0304	5623	45.34				Accrual-PO-DAY & ZIMMERMAN (ATLANTIC GROUP)-TRAC SER	Yes.BRFEEDWAT.8011734
0110	111	016220	016220	512100	0000	0304	5623	45.34				Accrual-PO-DAY & ZIMMERMAN (ATLANTIC GROUP)-TRAC SER	Yes.BRFEEDWAT.8011401
0110	111	016220	016220	512100	0000	0304	5623	45.34				Accrual-PO-DAY & ZIMMERMAN (ATLANTIC GROUP)-TRAC SER	Yes.BRBOILDR.8035937
0110	111	016220	016220	512005	0000	0304	5630	45.34				Accrual-PO-DAY & ZIMMERMAN (ATLANTIC GROUP)-TRAC SER	Yes.BRFGDS-G.8007402
0110	111	016220	016220	512005	0000	0304	5630	90.68				Accrual-PO-DAY & ZIMMERMAN (ATLANTIC GROUP)-TRAC SER	Yes.BRFGDMPE.8012097
0110	111	016220	016220	512005	0000	0304	5630	134.60				Accrual-PO-DAY & ZIMMERMAN (ATLANTIC GROUP)-TRAC SER	Yes.BRFGDMPE.8035212
0110	111	016220	016220	512005	0000	0304	5630	87.66				Accrual-PO-DAY & ZIMMERMAN (ATLANTIC GROUP)-TRAC SER	Yes.BRFGDMPE.8005541
0110	111	016220	016220	512100	0000	0304	5623	45.34				Accrual-PO-DAY & ZIMMERMAN (ATLANTIC GROUP)-TRAC SER	Yes.BRBOILERS.8013776
0110	111	016220	016220	512100	0000	0304	5623	1,048.26				Accrual-PO-DAY & ZIMMERMAN (ATLANTIC GROUP)-TRAC SER	Yes.BRBOILERS.7989323
0110	111	016220	016220	512100	0000	0304	5623	340.83				Accrual-PO-DAY & ZIMMERMAN (ATLANTIC GROUP)-TRAC SER	Yes.BRBOILERS.8020930
0110	111	016220	016220	512100	0000	0304	5623	530.04				Accrual-PO-DAY & ZIMMERMAN (ATLANTIC GROUP)-TRAC SER	Yes.BRBOILERS.8025275
0110	111	016220	016220	512107	0000	0304	5620	45.34				Accrual-PO-DAY & ZIMMERMAN (ATLANTIC GROUP)-TRAC SER	Yes.BRCCRBOT.8012138
0110	111	016220	016220	512107	0000	0304	5620	90.68				Accrual-PO-DAY & ZIMMERMAN (ATLANTIC GROUP)-TRAC SER	Yes.BRCCRBOT.8012145
0110	111	016220	016220	512005	0000	0304	5630	82.76				Accrual-PO-DAY & ZIMMERMAN (ATLANTIC GROUP)-TRAC SER	Yes.BRFGDLHD.8003967
0110	111	016220	016220	512005	0000	0304	5630	79.30				Accrual-PO-DAY & ZIMMERMAN (ATLANTIC GROUP)-TRAC SER	Yes.BRFGDLHD.8029642
0110	111	016220	016220	512005	0000	0304	5630	43.83				Accrual-PO-DAY & ZIMMERMAN (ATLANTIC GROUP)-TRAC SER	Yes.BRFGDLHD.8008799
0110	111	016220	016220	512005	0000	0304	5630	87.66				Accrual-PO-DAY & ZIMMERMAN (ATLANTIC GROUP)-TRAC SER	Yes.BRFGDLHD.8009725
0110	111	016220	016220	512156	0000	0304	5623	331.04				Accrual-PO-DAY & ZIMMERMAN (ATLANTIC GROUP)-TRAC SER	Yes.BR3FFASH.8007269
0110	111	016220	016220	512107	0000	0304	5620	165.52				Accrual-PO-DAY & ZIMMERMAN (ATLANTIC GROUP)-TRAC SER	Yes.BRCCSTRC.8022824
0110	111	016220	016220	512107	0000	0304	5620	79.30				Accrual-PO-DAY & ZIMMERMAN (ATLANTIC GROUP)-TRAC SER	Yes.BRCCSTRC.8029616
0110	111	016220	016220	512156	0000	0304	5623	160.96				Accrual-PO-DAY & ZIMMERMAN (ATLANTIC GROUP)-TRAC SER	Yes.BR3FFBLO.7960448
0110	111	016220	016220	513100	0000	0304	5620	67.30				Accrual-PO-DAY & ZIMMERMAN (ATLANTIC GROUP)-TRAC SER	Yes.BRAEEOH.8012049
0110	111	016220	016220	108901	0000	0304	5623	79.30				Accrual-PO-DAY & ZIMMERMAN (ATLANTIC GROUP)-TRAC SER	Yes.157942.8006083
0110	111	016910	016220	542100	0000	0304	5691	79.30				Accrual-PO-DAY & ZIMMERMAN (ATLANTIC GROUP)-TRAC SER	Yes.DXSTRGR.8006658
0110	111	016910	016220	542100	0000	0304	5691	79.30				Accrual-PO-DAY & ZIMMERMAN (ATLANTIC GROUP)-TRAC SER	Yes.DXSTRGR.8009775
0110	111	016910	016220	542100	0000	0304	5691	39.65				Accrual-PO-DAY & ZIMMERMAN (ATLANTIC GROUP)-TRAC SER	Yes.DXSTRGR.8009549
0110	111	016910	016220	542100	0000	0304	5691	39.65				Accrual-PO-DAY & ZIMMERMAN (ATLANTIC GROUP)-TRAC SER	Yes.DXSTRGR.8010794
0110	111	016910	016220	542100	0000	0304	5691	79.30				Accrual-PO-DAY & ZIMMERMAN (ATLANTIC GROUP)-TRAC SER	Yes.DXSTRGR.8012158
0110	111	016910	016220	542100	0000	0304	5691	87.66				Accrual-PO-DAY & ZIMMERMAN (ATLANTIC GROUP)-TRAC SER	Yes.DXSTRGR.8008083
0110	111	016220	016220	512005	0000	0304	5630	87.66				Accrual-PO-DAY & ZIMMERMAN (ATLANTIC GROUP)-TRAC SER	Yes.BRFGDLPR.8005488
0110	111	016220	016220	107001	0000	0452	5623	34,144.00				Accrual-PO 701590-ENGINEERED COIL COMPANY-***HOLD FOR	Case No. 2020-00350
0110	111	016520	016520	107001	0000	0452	5655	43,000.00				GH1 Res Aux Xfmr 4kV Trans	Yes.156GH.7957530
0110	111	016520	016520	107001	0000	0303	5651	2,930.91				GH1 Res Aux Xfmr 4kV Trans	Yes.156GH.7957530
0110	111	016520	016520	501090	0000	0414	5657	8,596.59				Diesel Fuel for the Coal Yard	Yes.GHMBLEQ.MBLEOP.FUEL

Attachment to Response to AG-KIC-2-Question 22(h)
 Page 160 of 166

Database ORAOEBSPROD.OEBSPROD
 Data Access Set LGE ENERGY LLC
 Ledger LGE ENERGY LLC
 Chart Of Accounts Accounting Flexfield
 Currency USD

Category	* List - Text	Accrual
Source	* List - Text	Spreadsheet
Accounting Date	* List - Date	31-Dec-2020
Group ID	Number	29090
Batch Name	Text	PG-SRF
Journal Name	Text	J701-0110-1220
Journal Description	Text	Power Generation Accrual
Reverse Journal	List - Text	Yes
Reversal Period/Date	List - Text	JAN-2021

Upi	Company	Product	Org	Exp Org	Account	IC	Exp Type	Loc	Debit	Credit	Stat Amount	Line Description	Line DFF (Project.Task)
				* List - Text					* Number	* Number	Number	Text	List - Text
		0110	111	016520	016520	512100	0000	0452	5657	3,501.84		Radio and Associated Equipment	Yes.GHFUELHDL.7873493
		0110	111	016520	016520	502011	0000	0699	5657		266,704.16	CertainTeed - Gypsum Sales - ECR	Yes.GH-GYPSAL.GYP SALES ECR
		0110	111	016520	016520	502001	0000	0699	5657		36,666.67	CertainTeed - Gypsum Sales - Non ECR	Yes.GHGYPSALE.GYPSUM SALES
		0110	111	016520	016520	502011	0000	0699	5657		40,403.79	CertainTeed - Gypsum Sales - ECR - December Premium	Yes.GH-GYPSAL.GYP SALES ECR
		0110	111	016520	016520	502011	0000	0699	5657		38,067.39	CertainTeed - Gypsum Sales - ECR - November Premium	Yes.GH-GYPSAL.GYP SALES ECR
		0110	111	016520	016520	502011	0000	0699	5657		43,302.06	CertainTeed - Gypsum Sales - ECR - October Premium	Yes.GH-GYPSAL.GYP SALES ECR
		0110	111	016520	016520	501253	0000	0699	5654		29,991.07	Boral Resources - Ash Sales	Yes.GHASHSALE.SALES
		0110	111	016520	016520	513100	0000	0301	5652		140.38	CSS MECHANICAL - Auxiliary Labor	Yes.GHAEETH.8011708
		0110	111	016520	016520	512107	0000	0301	5656		1,123.04	CSS MECHANICAL - Auxiliary Labor	Yes.GHCCRASH.8017225
		0110	111	016520	016520	512107	0000	0301	5657		561.52	CSS MECHANICAL - Auxiliary Labor	Yes.GHCCRMNTC.8012154
		0110	111	016520	016520	512107	0000	0301	5657		280.76	CSS MECHANICAL - Auxiliary Labor	Yes.GHCCRMNTC.8018213
		0110	111	016520	016520	512005	0000	0301	5652		982.66	CSS MECHANICAL - Auxiliary Labor	Yes.GHFVGD.8012024
		0110	111	016520	016520	511100	0000	0301	5657		280.76	CSS MECHANICAL - Auxiliary Labor	Yes.GHSTRGRND.8013933
		0110	111	016520	016520	512107	0000	0301	5657		1,722.50	INCORP INDUSTRIES LLC - Auxiliary Labor	Yes.GHCCRGYP.7999698
		0110	111	016520	016520	514100	0000	0301	5651		206.70	INCORP INDUSTRIES LLC - Auxiliary Labor	Yes.GHFIREPRO.8035279
		0110	111	016520	016520	512101	0000	0301	5653		2,893.80	INCORP INDUSTRIES LLC - Auxiliary Labor	Yes.GHSCR.7977129
		0110	111	016520	016520	511100	0000	0301	5651		344.50	INCORP INDUSTRIES LLC - Auxiliary Labor	Yes.GHSTRGRND.7992923
		0110	111	016520	016520	511100	0000	0301	5652		344.50	INCORP INDUSTRIES LLC - Auxiliary Labor	Yes.GHSTRGRND.8002278
		0110	111	016520	016520	512100	0000	0304	5651		1,292.40	INCORP INDUSTRIES LLC - Supplemental Labor	Yes.GHBOILER.7710048
		0110	111	016520	016520	512107	0000	0304	5657		843.50	INCORP INDUSTRIES LLC - Supplemental Labor	Yes.GHCCRGYP.7999698
		0110	111	016520	016520	514100	0000	0304	5651		101.22	INCORP INDUSTRIES LLC - Supplemental Labor	Yes.GHFIREPRO.8035279
		0110	111	016520	016520	512101	0000	0304	5653		67.48	INCORP INDUSTRIES LLC - Supplemental Labor	Yes.GHSCR.7977129
		0110	111	016520	016520	511100	0000	0304	5651		168.70	INCORP INDUSTRIES LLC - Supplemental Labor	Yes.GHSTRGRND.7992923
		0110	111	016520	016520	511100	0000	0304	5652		168.70	INCORP INDUSTRIES LLC - Supplemental Labor	Yes.GHSTRGRND.8002278
		0110	111	016520	016520	107001	0000	0301	5657		1,572.08	READY ELECTRIC CO INC - Auxiliary Labor	Yes.158956.7940797
		0110	111	016520	016520	107001	0000	0301	5657		17,227.86	READY ELECTRIC CO INC - Auxiliary Labor	Yes.161436.7852225
		0110	112	016520	016520	511100	0000	0301	5651		2,648.40	READY ELECTRIC CO INC - Auxiliary Labor	Yes.GH1S21.8027747
		0110	111	016520	016520	512100	0000	0301	5651		1,517.44	READY ELECTRIC CO INC - Auxiliary Labor	Yes.GHBLRDF.7898944
		0110	111	016520	016520	512107	0000	0301	5657		1,517.44	READY ELECTRIC CO INC - Auxiliary Labor	Yes.GHCCRGYP.7973429
		0110	111	016520	016520	512100	0000	0301	5653		5,167.92	READY ELECTRIC CO INC - Auxiliary Labor	Yes.GHCOND.8031479
		0110	111	016520	016520	511100	0000	0301	5657		4,268.88	READY ELECTRIC CO INC - Auxiliary Labor	Yes.GHSTRGRND.8029629
		0110	111	018834	016520	163012	0000	0301	5657		695.52	THE ATLANTIC GROUP INC - Auxiliary Labor	Yes.146660KU.7387074
		0110	111	016520	016520	108901	0000	0301	5657		4,231.08	THE ATLANTIC GROUP INC - Auxiliary Labor	Yes.161436.7755856
		0110	111	016520	016520	107001	0000	0301	5657		1,398.92	THE ATLANTIC GROUP INC - Auxiliary Labor	Yes.161436.8020969
		0110	111	016520	016520	512107	0000	0301	5657		3,601.11	THE ATLANTIC GROUP INC - Auxiliary Labor	Yes.GHCCRASH.7310396
		0110	111	016520	016520	512107	0000	0301	5657		5,892.64	THE ATLANTIC GROUP INC - Auxiliary Labor	Yes.GHCCRASH.7949598
		0110	111	016520	016520	512107	0000	0301	5657		228.34	THE ATLANTIC GROUP INC - Auxiliary Labor	Yes.GHCCRASH.8006673
		0110	111	016520	016520	512107	0000	0301	5657		171.12	THE ATLANTIC GROUP INC - Auxiliary Labor	Yes.GHCCRASH.8010810
		0110	111	016520	016520	512107	0000	0301	5657		171.12	THE ATLANTIC GROUP INC - Auxiliary Labor	Yes.GHCCRASH.8029636
		0110	111	016520	016520	512107	0000	0301	5655		356.68	THE ATLANTIC GROUP INC - Auxiliary Labor	Yes.GHCCRASH.8031402
		0110	111	016520	016520	512107	0000	0301	5657		382.16	THE ATLANTIC GROUP INC - Auxiliary Labor	Yes.GHCCRASH.8034640
		0110	111	016520	016520	512107	0000	0301	5657		6,411.52	THE ATLANTIC GROUP INC - Auxiliary Labor	Yes.GHCCRGYP.7986908
		0110	111	016520	016520	512107	0000	0301	5657		213.90	THE ATLANTIC GROUP INC - Auxiliary Labor	Yes.GHCCRGYP.8029629
		0110	111	016520	016520	512005	0000	0301	5652		9,472.70	THE ATLANTIC GROUP INC - Auxiliary Labor	Yes.GHFVGD.7929351
		0110	111	016520	016520	514100	0000	0301	5657		45.54	THE ATLANTIC GROUP INC - Auxiliary Labor	Yes.GHFIREPRO.8031438
		0110	111	016520	016520	512100	0000	0301	5657		282.16	THE ATLANTIC GROUP INC - Auxiliary Labor	Yes.GHFUELHDL.7982758
		0110	111	016520	016520	512100	0000	0301	5657		464.32	THE ATLANTIC GROUP INC - Auxiliary Labor	Yes.GHFUELHDL.8014964
		0110	111	016520	016520	512100	0000	0301	5657		182.16	THE ATLANTIC GROUP INC - Auxiliary Labor	Yes.GHFUELHDL.8025209
		0110	111	016520	016520	512100	0000	0301	5657		7,905.76	THE ATLANTIC GROUP INC - Auxiliary Labor	Yes.GHFUELHDL.8027806
		0110	111	016520	016520	512100	0000	0301	5657		91.08	THE ATLANTIC GROUP INC - Auxiliary Labor	Yes.GHFUELHDL.8034606
		0110	111	016520	016520	512100	0000	0301	5654		91.08	THE ATLANTIC GROUP INC - Auxiliary Labor	Yes.GHFUELHDL.8034607
		0110	111	016520	016520	511100	0000	0301	5657		373.24	THE ATLANTIC GROUP INC - Auxiliary Labor	Yes.GHSTRGRND.8010615
		0110	111	016520	016520	513100	0000	0301	5652		191.08	THE ATLANTIC GROUP INC - Auxiliary Labor	Yes.GHSTRGRND.8010615
		0110	111	016520	016520	513100	0000	0301	5655		282.16	THE ATLANTIC GROUP INC - Auxiliary Labor	Yes.GHTWTRS.8031379

Attachment to Response to AG-KI Case Question 22(h)
 Case No. 2020-00350
 Page 161 of 166

Database ORAOEBSPROD.OEBSPROD
 Data Access Set LGE ENERGY LLC
 Ledger LGE ENERGY LLC
 Chart Of Accounts Accounting Flexfield
 Currency USD

Category	* List - Text	Accrual
Source	* List - Text	Spreadsheet
Accounting Date	* List - Date	31-Dec-2020
Group ID	Number	29090
Batch Name	Text	PG-SRF
Journal Name	Text	J701-0110-1220
Journal Description	Text	Power Generation Accrual
Reverse Journal	List - Text	Yes
Reversal Period/Date	List - Text	JAN-2021

Upi	Company	Product	Org	Exp Org	Account	IC	Exp Type	Loc	Debit	Credit	Stat Amount	Line Description		Line DFF (Project.Task)
												Text	List - Text	
				* List - Text					* Number	* Number	Number			
0110	111	016520	016520	513100	0000	0301	5655		45.54			THE ATLANTIC GROUP INC - Auxiliary Labor	Yes.GHTWTRS.8032012	
0110	111	018834	016520	163012	0000	0304	5657		2,157.44			THE ATLANTIC GROUP INC - Supplemental Labor	Yes.146660KU.7387074	
0110	111	016520	016520	107001	0000	0304	5657		7,483.40			THE ATLANTIC GROUP INC - Supplemental Labor	Yes.161436.7987491	
0110	111	016520	016520	107001	0000	0304	5657		633.36			THE ATLANTIC GROUP INC - Supplemental Labor	Yes.161436.8020969	
0110	112	016520	016520	512100	0000	0304	5651		463.33			THE ATLANTIC GROUP INC - Supplemental Labor	Yes.GH1S21.8027762	
0110	112	016520	016520	513100	0000	0304	5653		1,116.18			THE ATLANTIC GROUP INC - Supplemental Labor	Yes.GH3F20.8007104	
0110	111	016520	016520	512017	0000	0304	5654		43.92			THE ATLANTIC GROUP INC - Supplemental Labor	Yes.GHASHHDL.8006142	
0110	111	016520	016520	512017	0000	0304	5653		43.92			THE ATLANTIC GROUP INC - Supplemental Labor	Yes.GHASHHDL.8006542	
0110	111	016520	016520	512017	0000	0304	5654		43.92			THE ATLANTIC GROUP INC - Supplemental Labor	Yes.GHASHHDL.8006543	
0110	111	016520	016520	512017	0000	0304	5653		43.92			THE ATLANTIC GROUP INC - Supplemental Labor	Yes.GHASHHDL.8006567	
0110	111	016520	016520	512017	0000	0304	5654		274.61			THE ATLANTIC GROUP INC - Supplemental Labor	Yes.GHASHHDL.8008019	
0110	111	016520	016520	512017	0000	0304	5653		274.61			THE ATLANTIC GROUP INC - Supplemental Labor	Yes.GHASHHDL.8008851	
0110	111	016520	016520	512017	0000	0304	5653		38.10			THE ATLANTIC GROUP INC - Supplemental Labor	Yes.GHASHHDL.8010655	
0110	111	016520	016520	512017	0000	0304	5654		38.10			THE ATLANTIC GROUP INC - Supplemental Labor	Yes.GHASHHDL.8010656	
0110	111	016520	016520	512100	0000	0304	5654		87.84			THE ATLANTIC GROUP INC - Supplemental Labor	Yes.GHBLRDF.8010521	
0110	111	016520	016520	512107	0000	0304	5657		27,969.61			THE ATLANTIC GROUP INC - Supplemental Labor	Yes.GHCCRASH.7310396	
0110	111	016520	016520	512107	0000	0304	5657		1,485.18			THE ATLANTIC GROUP INC - Supplemental Labor	Yes.GHCCRASH.7949598	
0110	111	016520	016520	512107	0000	0304	5657		131.76			THE ATLANTIC GROUP INC - Supplemental Labor	Yes.GHCCRASH.8006673	
0110	111	016520	016520	512107	0000	0304	5657		175.68			THE ATLANTIC GROUP INC - Supplemental Labor	Yes.GHCCRASH.8010810	
0110	111	016520	016520	512107	0000	0304	5657		175.68			THE ATLANTIC GROUP INC - Supplemental Labor	Yes.GHCCRASH.8029636	
0110	111	016520	016520	512107	0000	0304	5655		371.76			THE ATLANTIC GROUP INC - Supplemental Labor	Yes.GHCCRASH.8031402	
0110	111	016520	016520	512107	0000	0304	5657		175.68			THE ATLANTIC GROUP INC - Supplemental Labor	Yes.GHCCRGYP.7986908	
0110	111	016520	016520	512107	0000	0304	5657		246.18			THE ATLANTIC GROUP INC - Supplemental Labor	Yes.GHCCRGYP.8029629	
0110	111	016520	016520	512107	0000	0304	5657		770.32			THE ATLANTIC GROUP INC - Supplemental Labor	Yes.GHCCRMNTC.7997458	
0110	111	016520	016520	513100	0000	0304	5651		43.92			THE ATLANTIC GROUP INC - Supplemental Labor	Yes.GHCIRCWTR.8022603	
0110	111	016520	016520	513100	0000	0304	5651		21.96			THE ATLANTIC GROUP INC - Supplemental Labor	Yes.GHCOMPAIR.8009412	
0110	111	016520	016520	512005	0000	0304	5652		9,956.54			THE ATLANTIC GROUP INC - Supplemental Labor	Yes.GHFGD.7929351	
0110	111	016520	016520	514100	0000	0304	5657		106.08			THE ATLANTIC GROUP INC - Supplemental Labor	Yes.GHFIREPRO.8031438	
0110	111	016520	016520	512100	0000	0304	5657		204.72			THE ATLANTIC GROUP INC - Supplemental Labor	Yes.GHFUELHDL.7982758	
0110	111	016520	016520	512100	0000	0304	5657		246.06			THE ATLANTIC GROUP INC - Supplemental Labor	Yes.GHFUELHDL.7986937	
0110	111	016520	016520	512100	0000	0304	5657		738.18			THE ATLANTIC GROUP INC - Supplemental Labor	Yes.GHFUELHDL.8005100	
0110	111	016520	016520	512100	0000	0304	5657		78.46			THE ATLANTIC GROUP INC - Supplemental Labor	Yes.GHFUELHDL.8007782	
0110	111	016520	016520	512100	0000	0304	5657		164.04			THE ATLANTIC GROUP INC - Supplemental Labor	Yes.GHFUELHDL.8007818	
0110	111	016520	016520	512100	0000	0304	5657		777.48			THE ATLANTIC GROUP INC - Supplemental Labor	Yes.GHFUELHDL.8008721	
0110	111	016520	016520	512100	0000	0304	5657		222.51			THE ATLANTIC GROUP INC - Supplemental Labor	Yes.GHFUELHDL.8008740	
0110	111	016520	016520	512100	0000	0304	5653		21.96			THE ATLANTIC GROUP INC - Supplemental Labor	Yes.GHFUELHDL.8009413	
0110	111	016520	016520	512100	0000	0304	5657		131.85			THE ATLANTIC GROUP INC - Supplemental Labor	Yes.GHFUELHDL.8009880	
0110	111	016520	016520	512100	0000	0304	5657		216.16			THE ATLANTIC GROUP INC - Supplemental Labor	Yes.GHFUELHDL.8010520	
0110	111	016520	016520	512100	0000	0304	5652		43.92			THE ATLANTIC GROUP INC - Supplemental Labor	Yes.GHFUELHDL.8011271	
0110	111	016520	016520	512100	0000	0304	5652		43.92			THE ATLANTIC GROUP INC - Supplemental Labor	Yes.GHFUELHDL.8012029	
0110	111	016520	016520	512100	0000	0304	5652		43.92			THE ATLANTIC GROUP INC - Supplemental Labor	Yes.GHFUELHDL.8012030	
0110	111	016520	016520	512100	0000	0304	5652		43.92			THE ATLANTIC GROUP INC - Supplemental Labor	Yes.GHFUELHDL.8012031	
0110	111	016520	016520	512100	0000	0304	5652		43.92			THE ATLANTIC GROUP INC - Supplemental Labor	Yes.GHFUELHDL.8012032	
0110	111	016520	016520	512100	0000	0304	5657		646.08			THE ATLANTIC GROUP INC - Supplemental Labor	Yes.GHFUELHDL.8013015	
0110	111	016520	016520	512100	0000	0304	5657		43.92			THE ATLANTIC GROUP INC - Supplemental Labor	Yes.GHFUELHDL.8013016	
0110	111	016520	016520	512100	0000	0304	5657		65.88			THE ATLANTIC GROUP INC - Supplemental Labor	Yes.GHFUELHDL.8013017	
0110	111	016520	016520	512100	0000	0304	5657		65.88			THE ATLANTIC GROUP INC - Supplemental Labor	Yes.GHFUELHDL.8013018	
0110	111	016520	016520	512100	0000	0304	5657		43.92			THE ATLANTIC GROUP INC - Supplemental Labor	Yes.GHFUELHDL.8013019	
0110	111	016520	016520	512100	0000	0304	5657		95.52			THE ATLANTIC GROUP INC - Supplemental Labor	Yes.GHFUELHDL.8013043	
0110	111	016520	016520	512100	0000	0304	5652		43.92			THE ATLANTIC GROUP INC - Supplemental Labor	Yes.GHFUELHDL.8017683	
0110	111	016520	016520	512100	0000	0304	5657		108.08			THE ATLANTIC GROUP INC - Supplemental Labor	Yes.GHFUELHDL.8020220	
0110	111	016520	016520	512100	0000	0304	5657		81.06			THE ATLANTIC GROUP INC - Supplemental Labor	Yes.GHFUELHDL.8017686	
0110	111	016520	016520	512100	0000	0304	5652		43.92			THE ATLANTIC GROUP INC - Supplemental Labor	Yes.GHFUELHDL.8017953	
0110	111	016520	016520	512100	0000	0304	5657		108.08			THE ATLANTIC GROUP INC - Supplemental Labor	Yes.GHFUELHDL.8017953	

Attachment to Response to AG-KIUC Question 22(h)
 Case No. 2020-00350
 Page 162 of 166
 Garrett

Database ORAOEBSPROD.OEBSPROD
 Data Access Set LGE ENERGY LLC
 Ledger LGE ENERGY LLC
 Chart Of Accounts Accounting Flexfield
 Currency USD

Category	* List - Text	Accrual
Source	* List - Text	Spreadsheet
Accounting Date	* List - Date	31-Dec-2020
Group ID	Number	29090
Batch Name	Text	PG-SRF
Journal Name	Text	J701-0110-1220
Journal Description	Text	Power Generation Accrual
Reverse Journal	List - Text	Yes
Reversal Period/Date	List - Text	JAN-2021

Upi	Company	Product	Org	Exp Org	Account	IC	Exp Type	Loc	Debit	Credit	Stat Amount	Line Description	Line DFF (Project.Task)
				* List - Text					* Number	* Number	Number	Text	List - Text
0110	111	016520	016520	512100	0000	0304	5657		95.52			THE ATLANTIC GROUP INC - Supplemental Labor	Yes.GHFUELHDL.8020976
0110	111	016520	016520	512100	0000	0304	5657		108.08			THE ATLANTIC GROUP INC - Supplemental Labor	Yes.GHFUELHDL.8025209
0110	111	016520	016520	512100	0000	0304	5656		540.40			THE ATLANTIC GROUP INC - Supplemental Labor	Yes.GHFUELHDL.8025933
0110	111	016520	016520	512100	0000	0304	5655		890.40			THE ATLANTIC GROUP INC - Supplemental Labor	Yes.GHFUELHDL.8025936
0110	111	016520	016520	512100	0000	0304	5657		161.44			THE ATLANTIC GROUP INC - Supplemental Labor	Yes.GHFUELHDL.8026452
0110	111	016520	016520	512100	0000	0304	5651		322.88			THE ATLANTIC GROUP INC - Supplemental Labor	Yes.GHFUELHDL.8026454
0110	111	016520	016520	512100	0000	0304	5657		674.24			THE ATLANTIC GROUP INC - Supplemental Labor	Yes.GHFUELHDL.8026500
0110	111	016520	016520	512100	0000	0304	5657		106.32			THE ATLANTIC GROUP INC - Supplemental Labor	Yes.GHFUELHDL.8027742
0110	111	016520	016520	512100	0000	0304	5657		413.55			THE ATLANTIC GROUP INC - Supplemental Labor	Yes.GHFUELHDL.8027758
0110	111	016520	016520	512100	0000	0304	5657		324.24			THE ATLANTIC GROUP INC - Supplemental Labor	Yes.GHFUELHDL.8029570
0110	111	016520	016520	512100	0000	0304	5657		1,780.80			THE ATLANTIC GROUP INC - Supplemental Labor	Yes.GHFUELHDL.8030835
0110	111	016520	016520	512100	0000	0304	5657		222.51			THE ATLANTIC GROUP INC - Supplemental Labor	Yes.GHFUELHDL.8031507
0110	111	016520	016520	512100	0000	0304	5657		753.63			THE ATLANTIC GROUP INC - Supplemental Labor	Yes.GHFUELHDL.8032064
0110	111	016520	016520	512100	0000	0304	5657		106.08			THE ATLANTIC GROUP INC - Supplemental Labor	Yes.GHFUELHDL.8034603
0110	111	016520	016520	512100	0000	0304	5657		102.36			THE ATLANTIC GROUP INC - Supplemental Labor	Yes.GHFUELHDL.8034606
0110	111	016520	016520	512100	0000	0304	5654		102.36			THE ATLANTIC GROUP INC - Supplemental Labor	Yes.GHFUELHDL.8034627
0110	111	016520	016520	512100	0000	0304	5657		521.10			THE ATLANTIC GROUP INC - Supplemental Labor	Yes.GHFUELHDL.8036356
0110	111	016520	016520	512100	0000	0304	5652		956.24			THE ATLANTIC GROUP INC - Supplemental Labor	Yes.GHFUELHDL.8036413
0110	111	016520	016520	512100	0000	0304	5657		212.16			THE ATLANTIC GROUP INC - Supplemental Labor	Yes.GHFUELHDL.8036428
0110	111	016520	016520	512100	0000	0304	5657		281.76			THE ATLANTIC GROUP INC - Supplemental Labor	Yes.GHFUELHDL.8038068
0110	111	016520	016520	501090	0000	0304	5657		34,757.03			THE ATLANTIC GROUP INC - Supplemental Labor	Yes.GHFUELOPS.6812084
0110	111	016520	016520	512005	0000	0304	5657		3,363.33			THE ATLANTIC GROUP INC - Supplemental Labor	Yes.GHLSHDL.7674474
0110	111	016520	016520	512005	0000	0304	5657		87.90			THE ATLANTIC GROUP INC - Supplemental Labor	Yes.GHLSHDL.8011356
0110	111	016520	016520	512005	0000	0304	5657		312.66			THE ATLANTIC GROUP INC - Supplemental Labor	Yes.GHLSHDL.8026483
0110	111	016520	016520	512005	0000	0304	5657		191.04			THE ATLANTIC GROUP INC - Supplemental Labor	Yes.GHLSHDL.8030881
0110	111	016520	016520	511100	0000	0304	5657		484.32			THE ATLANTIC GROUP INC - Supplemental Labor	Yes.GHMISCLPT.7995026
0110	111	016520	016520	514100	0000	0304	5657		95.52			THE ATLANTIC GROUP INC - Supplemental Labor	Yes.GHMISCLPT.8007140
0110	111	016520	016520	511100	0000	0304	5651		21.96			THE ATLANTIC GROUP INC - Supplemental Labor	Yes.GHMISCLPT.8007749
0110	111	016520	016520	514100	0000	0304	5657		80.76			THE ATLANTIC GROUP INC - Supplemental Labor	Yes.GHMISCLPT.8010543
0110	111	016520	016520	514100	0000	0304	5657		95.52			THE ATLANTIC GROUP INC - Supplemental Labor	Yes.GHMISCLPT.8011268
0110	111	016520	016520	511100	0000	0304	5652		21.96			THE ATLANTIC GROUP INC - Supplemental Labor	Yes.GHMISCLPT.8011270
0110	111	016520	016520	511100	0000	0304	5651		38.10			THE ATLANTIC GROUP INC - Supplemental Labor	Yes.GHMISCLPT.8012034
0110	111	016520	016520	513100	0000	0304	5657		43.92			THE ATLANTIC GROUP INC - Supplemental Labor	Yes.GHMISCLPT.8013030
0110	111	016520	016520	511100	0000	0304	5652		19.05			THE ATLANTIC GROUP INC - Supplemental Labor	Yes.GHMISCLPT.8013747
0110	111	016520	016520	511100	0000	0304	5656		19.05			THE ATLANTIC GROUP INC - Supplemental Labor	Yes.GHMISCLPT.8018734
0110	111	016520	016520	511100	0000	0304	5656		19.05			THE ATLANTIC GROUP INC - Supplemental Labor	Yes.GHMISCLPT.8018735
0110	111	016520	016520	514100	0000	0304	5657		131.85			THE ATLANTIC GROUP INC - Supplemental Labor	Yes.GHMISCLPT.8026075
0110	111	016520	016520	514100	0000	0304	5657		413.55			THE ATLANTIC GROUP INC - Supplemental Labor	Yes.GHMISCLPT.8031488
0110	111	016520	016520	514100	0000	0304	5657		413.55			THE ATLANTIC GROUP INC - Supplemental Labor	Yes.GHMISCLPT.8036412
0110	111	016520	016520	512100	0000	0304	5653		1,332.60			THE ATLANTIC GROUP INC - Supplemental Labor	Yes.GHPULCOAL.7991100
0110	111	016520	016520	512100	0000	0304	5654		878.46			THE ATLANTIC GROUP INC - Supplemental Labor	Yes.GHPULCOAL.8021303
0110	111	016520	016520	512100	0000	0304	5654		865.38			THE ATLANTIC GROUP INC - Supplemental Labor	Yes.GHPULCOAL.8021357
0110	111	016520	016520	512100	0000	0304	5653		878.46			THE ATLANTIC GROUP INC - Supplemental Labor	Yes.GHPULCOAL.8023101
0110	111	016520	016520	512100	0000	0304	5653		1,517.69			THE ATLANTIC GROUP INC - Supplemental Labor	Yes.GHPULCOAL.8023133
0110	111	016520	016520	512100	0000	0304	5653		1,379.96			THE ATLANTIC GROUP INC - Supplemental Labor	Yes.GHPULCOAL.8023165
0110	111	016520	016520	512100	0000	0304	5653		965.68			THE ATLANTIC GROUP INC - Supplemental Labor	Yes.GHPULCOAL.8023197
0110	111	016520	016520	512100	0000	0304	5654		164.04			THE ATLANTIC GROUP INC - Supplemental Labor	Yes.GHPULCOAL.8029662
0110	111	016520	016520	512100	0000	0304	5654		336.78			THE ATLANTIC GROUP INC - Supplemental Labor	Yes.GHPULCOAL.8031515
0110	111	016520	016520	512100	0000	0304	5654		333.03			THE ATLANTIC GROUP INC - Supplemental Labor	Yes.GHPULCOAL.8033929
0110	111	016520	016520	512100	0000	0304	5657		838.04			THE ATLANTIC GROUP INC - Supplemental Labor	Yes.GHPWSMINT.8031435
0110	111	016520	016520	502100	0000	0304	5657		16,429.92			THE ATLANTIC GROUP INC - Supplemental Labor	Yes.GHSOOTBLR.7867053
0110	111	016520	016520	512100	0000	0304	5654		1,007.22			THE ATLANTIC GROUP INC - Supplemental Labor	Yes.GHSOOTBLR.8006611
0110	111	016520	016520	512100	0000	0304	5651		545.12			THE ATLANTIC GROUP INC - Supplemental Labor	Yes.GHSOOTBLR.8006611
0110	111	016520	016520	512100	0000	0304	5653		653.30			THE ATLANTIC GROUP INC - Supplemental Labor	Yes.GHSOOTBLR.8006611

Attachment to Response to AG-KIL Case Question 22(h)
 Case No. 2020-00350
 Page 163 of 166
 Garrett

Database ORAOEBSPROD.OEBSPROD
 Data Access Set LGE ENERGY LLC
 Ledger LGE ENERGY LLC
 Chart Of Accounts Accounting Flexfield
 Currency USD

Category	* List - Text	Accrual
Source	* List - Text	Spreadsheet
Accounting Date	* List - Date	31-Dec-2020
Group ID	Number	29090
Batch Name	Text	PG-SRF
Journal Name	Text	J701-0110-1220
Journal Description	Text	Power Generation Accrual
Reverse Journal	List - Text	Yes
Reversal Period/Date	List - Text	JAN-2021

Upi	Company	Product	Org	Exp Org	Account	IC	Exp Type	Loc	Debit	Credit	Stat Amount	Line Description	Line DFF (Project.Task)
				* List - Text					* Number	* Number	Number	Text	List - Text
0110	111	016520	016520	512100	0000	0304	5651	156.92				THE ATLANTIC GROUP INC - Supplemental Labor	Yes.GHSOOTBLR.8010071
0110	111	016520	016520	512100	0000	0304	5651	156.92				THE ATLANTIC GROUP INC - Supplemental Labor	Yes.GHSOOTBLR.8010523
0110	111	016520	016520	512100	0000	0304	5651	156.92				THE ATLANTIC GROUP INC - Supplemental Labor	Yes.GHSOOTBLR.8010524
0110	111	016520	016520	512100	0000	0304	5651	254.24				THE ATLANTIC GROUP INC - Supplemental Labor	Yes.GHSOOTBLR.8010661
0110	111	016520	016520	512100	0000	0304	5653	311.32				THE ATLANTIC GROUP INC - Supplemental Labor	Yes.GHSOOTBLR.8010763
0110	111	016520	016520	512100	0000	0304	5653	925.85				THE ATLANTIC GROUP INC - Supplemental Labor	Yes.GHSOOTBLR.8018596
0110	111	016520	016520	512100	0000	0304	5654	1,802.24				THE ATLANTIC GROUP INC - Supplemental Labor	Yes.GHSOOTBLR.8022845
0110	111	016520	016520	512100	0000	0304	5653	1,033.02				THE ATLANTIC GROUP INC - Supplemental Labor	Yes.GHSOOTBLR.8028911
0110	111	016520	016520	512100	0000	0304	5654	77.83				THE ATLANTIC GROUP INC - Supplemental Labor	Yes.GHSOOTBLR.8030867
0110	111	016520	016520	512100	0000	0304	5654	501.10				THE ATLANTIC GROUP INC - Supplemental Labor	Yes.GHSOOTBLR.8035195
0110	111	016520	016520	512100	0000	0304	5654	136.28				THE ATLANTIC GROUP INC - Supplemental Labor	Yes.GHSOOTBLR.8035293
0110	111	016520	016520	512100	0000	0304	5651	272.56				THE ATLANTIC GROUP INC - Supplemental Labor	Yes.GHSOOTBLR.8035905
0110	111	016520	016520	512100	0000	0304	5651	272.56				THE ATLANTIC GROUP INC - Supplemental Labor	Yes.GHSOOTBLR.8035906
0110	111	016520	016520	511100	0000	0304	5657	1,624.32				THE ATLANTIC GROUP INC - Supplemental Labor	Yes.GHSTRGRND.7426173
0110	111	016520	016520	511100	0000	0304	5657	2,357.76				THE ATLANTIC GROUP INC - Supplemental Labor	Yes.GHSTRGRND.7426176
0110	111	016520	016520	511100	0000	0304	5657	5,293.86				THE ATLANTIC GROUP INC - Supplemental Labor	Yes.GHSTRGRND.7426180
0110	111	016520	016520	511100	0000	0304	5651	304.80				THE ATLANTIC GROUP INC - Supplemental Labor	Yes.GHSTRGRND.7804792
0110	111	016520	016520	511100	0000	0304	5657	407.20				THE ATLANTIC GROUP INC - Supplemental Labor	Yes.GHSTRGRND.8010615
0110	111	016520	016520	511100	0000	0304	5657	567.42				THE ATLANTIC GROUP INC - Supplemental Labor	Yes.GHSTRGRND.8017918
0110	111	016520	016520	513100	0000	0304	5651	2,000.88				THE ATLANTIC GROUP INC - Supplemental Labor	Yes.GHSVCWTR.8007724
0110	111	016520	016520	513100	0000	0304	5651	3,098.56				THE ATLANTIC GROUP INC - Supplemental Labor	Yes.GHSVCWTR.8020943
0110	111	016520	016520	513100	0000	0304	5652	2,894.75				THE ATLANTIC GROUP INC - Supplemental Labor	Yes.GHSVCWTR.8035898
0110	111	016520	016520	513100	0000	0304	5653	21.96				THE ATLANTIC GROUP INC - Supplemental Labor	Yes.GHTURBGEN.8009407
0110	111	016520	016520	513100	0000	0304	5654	21.96				THE ATLANTIC GROUP INC - Supplemental Labor	Yes.GHTURBGEN.8009408
0110	111	016520	016520	513100	0000	0304	5651	21.96				THE ATLANTIC GROUP INC - Supplemental Labor	Yes.GHTURBGEN.8009469
0110	111	016520	016520	513100	0000	0304	5652	21.96				THE ATLANTIC GROUP INC - Supplemental Labor	Yes.GHTURBGEN.8009742
0110	111	016520	016520	513100	0000	0304	5653	156.92				THE ATLANTIC GROUP INC - Supplemental Labor	Yes.GHTURBGEN.8010515
0110	111	016520	016520	513100	0000	0304	5653	38.10				THE ATLANTIC GROUP INC - Supplemental Labor	Yes.GHTURBGEN.8013745
0110	111	016520	016520	513100	0000	0304	5654	38.10				THE ATLANTIC GROUP INC - Supplemental Labor	Yes.GHTURBGEN.8013746
0110	111	016520	016520	513100	0000	0304	5651	19.05				THE ATLANTIC GROUP INC - Supplemental Labor	Yes.GHTURBGEN.8013789
0110	111	016520	016520	513100	0000	0304	5652	38.10				THE ATLANTIC GROUP INC - Supplemental Labor	Yes.GHTURBGEN.8014781
0110	111	016520	016520	513100	0000	0304	5652	673.76				THE ATLANTIC GROUP INC - Supplemental Labor	Yes.GHTURBGEN.8021986
0110	111	016520	016520	513100	0000	0304	5651	490.58				THE ATLANTIC GROUP INC - Supplemental Labor	Yes.GHTURBGEN.8025960
0110	111	016520	016520	513100	0000	0304	5654	43.92				THE ATLANTIC GROUP INC - Supplemental Labor	Yes.GHTURBGEN.8026065
0110	111	016520	016520	513100	0000	0304	5653	43.92				THE ATLANTIC GROUP INC - Supplemental Labor	Yes.GHTURBGEN.8026919
0110	111	016520	016520	513100	0000	0304	5653	43.92				THE ATLANTIC GROUP INC - Supplemental Labor	Yes.GHTURBGEN.8026921
0110	111	016520	016520	513100	0000	0304	5653	65.88				THE ATLANTIC GROUP INC - Supplemental Labor	Yes.GHTURBGEN.8026922
0110	111	016520	016520	513100	0000	0304	5656	65.88				THE ATLANTIC GROUP INC - Supplemental Labor	Yes.GHTWTRS.8030935
0110	111	016520	016520	513100	0000	0304	5655	108.08				THE ATLANTIC GROUP INC - Supplemental Labor	Yes.GHTWTRS.8031379
0110	111	016520	016520	513100	0000	0304	5655	106.08				THE ATLANTIC GROUP INC - Supplemental Labor	Yes.GHTWTRS.8032012
0110	111	016520	016520	511100	0000	0304	5657	463.84				FACILITIES PERFORMANCE GROUP LLC - Supplemental Labor	Yes.GHMISCP.LT.8034621
0110	111	016520	016520	512156	0000	0304	5653	830.32				FACILITIES PERFORMANCE GROUP LLC - Supplemental Labor	Yes.GHPJFF.7994970
0110	111	016520	016520	512100	0000	0304	5657	2,565.14				FACILITIES PERFORMANCE GROUP LLC - Supplemental Labor	Yes.GHPWSMNTC.8018602
0110	111	016520	016520	506159	0000	0304	5653	1,694.51				FACILITIES PERFORMANCE GROUP LLC - Supplemental Labor	Yes.GHSO3OPS.7676212
0110	111	016520	016520	506159	0000	0304	5654	1,705.65				FACILITIES PERFORMANCE GROUP LLC - Supplemental Labor	Yes.GHSO3OPS.7676235
0110	111	016520	016520	506159	0000	0304	5652	1,694.51				FACILITIES PERFORMANCE GROUP LLC - Supplemental Labor	Yes.GHSO3OPS.7676236
0110	111	016520	016520	506159	0000	0304	5651	1,694.51				FACILITIES PERFORMANCE GROUP LLC - Supplemental Labor	Yes.GHSO3OPS.7680882
0110	111	016520	016520	511100	0000	0304	5657	5,975.76				FACILITIES PERFORMANCE GROUP LLC - Supplemental Labor	Yes.GHSTRGRND.7674730
0110	111	016520	016520	511100	0000	0304	5657	3,113.13				FACILITIES PERFORMANCE GROUP LLC - Supplemental Labor	Yes.GHSTRGRND.7710027
0110	111	016520	016520	511100	0000	0304	5651	3,770.55				FACILITIES PERFORMANCE GROUP LLC - Supplemental Labor	Yes.GHSTRGRND.7841646
0110	111	016520	016520	511100	0000	0304	5657	1,290.83				FACILITIES PERFORMANCE GROUP LLC - Supplemental Labor	Yes.GHSTRGRND.7841647
0110	111	016520	016520	511100	0000	0304	5657	3,962.29				FACILITIES PERFORMANCE GROUP LLC - Supplemental Labor	Yes.GHSTRGRND.7841649

Attachment to Response to AG-KU-2 Question 22(h)
 Case No. 2020-00350

Database ORAOEBSPROD.OEBSPROD
 Data Access Set LGE ENERGY LLC
 Ledger LGE ENERGY LLC
 Chart Of Accounts Accounting Flexfield
 Currency USD

Category	* List - Text Accrual
Source	* List - Text Spreadsheet
Accounting Date	* List - Date 31-Dec-2020
Group ID	Number 29090
Batch Name	Text PG-SRF
Journal Name	Text J701-0110-1220
Journal Description	Text Power Generation Accrual
Reverse Journal	List - Text Yes
Reversal Period/Date	List - Text JAN-2021

Upi	Company	Product	Org	Exp Org	Account	IC	Exp Type	Loc	Debit	Credit	Stat Amount	Line Description	Line DFF (Project.Task)
				* List - Text					* Number	* Number	Number	Text	List - Text
	0110	111	016710	002130	186074	0100	0375	0172	173,655.50			CR7 LTPC Variable Fee CT1 Service (KU) Siemens - Q4	Yes.CR7LTPC KU.LTPC186
	0110	111	016710	002130	186074	0100	0475	0172	425,156.57			CR7 LTPC Variable Fee CT1 Matl (KU) Siemens - Q4	Yes.CR7LTPC KU.LTPC186
	0110	111	016710	002130	186074	0100	0375	0172	175,491.53			CR7 LTPC Variable Fee CT2 Service (KU) Siemens - Q4	Yes.CR7LTPC KU.LTPC186
	0110	111	016710	002130	186074	0100	0475	0172	429,651.68			CR7 LTPC Variable Fee CT2 Matl (KU) Siemens - Q4	Yes.CR7LTPC KU.LTPC186
	0110	105	015590	015590	232031	0000	0699	0000		1,018,875.20			Yes.112958.232031
	0110	105	015590	015590	232032	0000	0699	0000		5,310.38			Yes.112958.232032
	0110	105	015590	015590	232033	0000	0699	0000		-			Yes.112958.232033
	0110	111	015590	006250	232001	0100	0699	0000		1,311,571.16		Power Generation Monthly Accrual	Yes.112958.PPD
	0110	111	015590	015590	232001	0000	0699	0000		725,081.65		Power Generation Monthly Accrual	Yes.112958.PPD
	0110	111	015590	015590	143012	0000	0699	0000	455,135.14			Power Generation Monthly Accrual-Beneficial ReUse	Yes.112958.143012
	0110	111	015590	015590	143012	0000	0699	0000				Power Generation Inventory	Yes.112958.143012
Totals:									3,515,973.53	3,515,973.53			

Description: Power Generation Accrual

Prepared by: Sarah Farrell

Approved by: Stacy Ritchey

Posted by: Sarah Farrell

Upload/Concurrent ID: 55397483

Posted/Concurrent ID: 55399601

Rev Upload ID: 55440992

Rev Posted/Concurrent ID: 55441027

company	0100
account	186075

month_number	je_header_name	vendor_name	Sum of amount
202001	JAN-2020 Purchase Invoices USD	GE INTERNATIONAL INC	144,561.20
202004	APR-2020 Purchase Invoices USD	GE INTERNATIONAL INC	68,705.98
202007	JUL-2020 Purchase Invoices USD	GE INTERNATIONAL INC	89,764.06
202010	OCT-2020 Purchase Invoices USD	GE INTERNATIONAL INC	171,587.16
202012	DEC-2020 Purchase Invoices USD	GE INTERNATIONAL INC	3,420,000.00

The attachment is being provided in a separate file in Excel format.

LOUISVILLE GAS AND ELECTRIC COMPANY

**Response to Joint Supplemental Data Requests of the Attorney General and KIUC
Dated February 5, 2021**

Case No. 2020-00350

Question No. 23

Responding Witness: Daniel K. Arbough

- Q-23. Refer to the attachment to the response to AG-KIUC DR 1-48 and further to the base year and test year amounts for capacity-related purchased power amounts from OVEC.
- a. Explain why the capacity-related purchased power amounts from OVEC are projected to increase from \$21.666 million in the base year to \$23.057 million in the test year.
 - b. Provide copies of source budget information provided by OVEC that justifies the increase projected for the test year compared to the base year.
- A-23.
- a. LG&E's share of OVEC's demand charges are expected to increase in the test year primarily due to increased debt costs related to repaying maturing debt and capital improvement costs, which are partially offset by savings from OVEC ceasing the advance billing of debt service.
 - b. See attached. Certain information requested is confidential and proprietary and is being provided under seal pursuant to a petition for confidential protection.

Ohio Valley Electric Corporation
 Projected Inter-Company Power Agreement (ICPA) Billable Cost Summary
 Calendar Year 2020
 in thousands of dollars

	Org Projection 2020	Updated Projected 2020	Actuals Jan	Actuals Feb	Actuals Mar	Actuals Apr	Actuals May	Actuals Jun	Actuals Jul	Actuals Aug	Actuals Sep	Actuals Oct	Actuals Nov	Actuals Dec
Generation Sales														
Estimated Delivered Power Sales from OVEC Generation (MWhr)														
Generation Costs (Energy and Generation Operating Costs)														
Energy Charge														
Projected Coal Cost (delivered)														
Projected Allowance Cost (based on projected weighted average inventory)														
Projected Other Fuel-Related Costs (reagents, fuel oil & coal handling less byproduct sales)														
Total Projected Energy Costs														
Projected Energy Costs - \$/MWhr														
Generation Operating Costs (Demand Charge)														
Projected Annual Capital Improvement Costs (ICPA Component A)														
Projected Operation and Maintenance Costs (ICPA Component B)														
Projected Administration and General Costs (ICPA Component B)														
Projected Taxes (ICPA Component C)														
Projected ROE Costs (ICPA Component D)														
Total Projected Generation Operating Costs (ICPA Components A, B, C, & D)														
Projected Generation Operating Costs (Demand Charge) - \$/MWhr														
Projected Total Generation Costs (Energy and Operating Costs) - \$/MWhr														
Transmission Costs														
Transmission Operating Costs (Demand Charge)														
Projected Annual Capital Improvement Costs (ICPA Component A) - Transmission														
Projected Transmission and Dispatch Costs (ICPA Component B)														
Projected Administration and General Costs (ICPA Component B) - Transmission														
Projected Total Transmission Costs														
Projected Transmission Costs - \$/MWhr														
Non-Operating Costs (Debt and Obligations)														
Non-Operating Cost (Demand Charge)														
Projected Debt Expense and Short-Term Debt Costs (ICPA Component A)														
Projected Long-Term Debt Costs (ICPA Component A)														
Projected Advance Billing of Debt Service - Debt Reserve (ICPA Component A)														
Projected Postretirement Benefit Obligation (ICPA Component E)														
Projected Decommissioning and Demolition Obligation (ICPA Component F)														
Total Projected Non-Production Demand Costs (ICPA Components A, E, & F)														
Projected Non-Operating Costs - \$/MWhr														
Total Billable Costs (Energy and Demand Charge)														
Summary of ICPA Billable Power Costs														
Grand Total Projected Energy Costs														
Grand Total Projected Demand Costs														
Grand Total Projected ICPA Billable Costs														
Projected Billable Costs (Energy and Demand) - \$/MWhr														

Ohio Valley Electric Corporation
 Projected Inter-Company Power Agreement (ICPA) Billable Cost Summary
 Calendar Year 2021
 in thousands of dollars

	Budget 2021	Projected 2021	Jan	Feb	Mar	Apr	May	Jun	Jul	Aug	Sep	Oct	Nov	Dec
Generation Sales														
Estimated Delivered Power Sales from OVEC Generation (MWhr)														
Generation Costs (Energy and Generation Operating Costs)														
Energy Charge														
Projected Coal Cost (delivered)														
Projected Allowance Cost (based on projected weighted average inventory)														
Projected Other Fuel-Related Costs (reagents, fuel oil & coal handling less byproduct sales)														
Total Projected Energy Costs														
Projected Energy Costs - \$/MWhr														
Generation Operating Costs (Demand Charge)														
Projected Annual Capital Improvement Costs (ICPA Component A)														
Projected Operation and Maintenance Costs (ICPA Component B)														
Projected Administration and General Costs (ICPA Component B)														
Projected Taxes (ICPA Component C)														
Projected ROE Costs (ICPA Component D)														
Total Projected Generation Operating Costs (ICPA Components A, B, C, & D)														
Projected Generation Operating Costs (Demand Charge) - \$/MWhr														
Projected Total Generation Costs (Energy and Operating Costs) - \$/MWhr														
Transmission Costs														
Transmission Operating Costs (Demand Charge)														
Projected Annual Capital Improvement Costs (ICPA Component A) - Transmission														
Projected Transmission and Dispatch Costs (ICPA Component B)														
Projected Administration and General Costs (ICPA Component B) - Transmission														
Projected Total Transmission Costs														
Projected Transmission Costs - \$/MWhr														
Non-Operating Costs (Debt and Obligations)														
Non-Operating Cost (Demand Charge)														
Projected Debt Expense and Short-Term Debt Costs (ICPA Component A)														
Projected Long-Term Debt Costs (ICPA Component A)														
Projected Postretirement Benefit Obligation (ICPA Component E)														
Projected Decommissioning and Demolition Obligation (ICPA Component F)														
Total Projected Non-Production Demand Costs (ICPA Components A, E, & F)														
Projected Non-Operating Costs - \$/MWhr														
Total Billable Costs (Energy and Demand Charge)														
Summary of ICPA Billable Power Costs														
Grand Total Projected Energy Costs														
Grand Total Projected Demand Costs														
Grand Total Projected ICPA Billable Costs														
Projected Billable Costs (Energy and Demand) - \$/MWhr														

Ohio Valley Electric Corporation
 Projected Inter-Company Power Agreement (ICPA) Billable Cost Summary
 Calendar Year 2022
 in thousands of dollars

	Budget 2022	Projected 2022	Jan	Feb	Mar	Apr	May	Jun	Jul	Aug	Sep	Oct	Nov	Dec
Generation Sales														
Estimated Delivered Power Sales from OVEC Generation (MWhr)														
Generation Costs (Energy and Generation Operating Costs)														
Energy Charge														
Projected Coal Cost (delivered)														
Projected Allowance Cost (based on projected weighted average inventory)														
Projected Other Fuel-Related Costs (reagents, fuel oil & coal handling less byproduct sales)														
Total Projected Energy Costs														
Projected Energy Costs - \$/MWhr														
Generation Operating Costs (Demand Charge)														
Projected Annual Capital Improvement Costs (ICPA Component A)														
Projected Operation and Maintenance Costs (ICPA Component B)														
Projected Administration and General Costs (ICPA Component B)														
Projected Taxes (ICPA Component C)														
Projected ROE Costs (ICPA Component D)														
Total Projected Generation Operating Costs (ICPA Components A, B, C, & D)														
Projected Generation Operating Costs (Demand Charge) - \$/MWhr														
Projected Total Generation Costs (Energy and Operating Costs) - \$/MWhr														
Transmission Costs														
Transmission Operating Costs (Demand Charge)														
Projected Annual Capital Improvement Costs (ICPA Component A) - Transmission														
Projected Transmission and Dispatch Costs (ICPA Component B)														
Projected Administration and General Costs (ICPA Component B) - Transmission														
Projected Total Transmission Costs														
Projected Transmission Costs - \$/MWhr														
Non-Operating Costs (Debt and Obligations)														
Non-Operating Cost (Demand Charge)														
Projected Debt Expense and Short-Term Debt Costs (ICPA Component A)														
Projected Long-Term Debt Costs (ICPA Component A)														
Projected Postretirement Benefit Obligation (ICPA Component E)														
Projected Decommissioning and Demolition Obligation (ICPA Component F)														
Total Projected Non-Production Demand Costs (ICPA Components A, E, & F)														
Projected Non-Operating Costs - \$/MWhr														
Total Billable Costs (Energy and Demand Charge)														
Summary of ICPA Billable Power Costs														
Grand Total Projected Energy Costs														
Grand Total Projected Demand Costs														
Grand Total Projected ICPA Billable Costs														
Projected Billable Costs (Energy and Demand) - \$/MWhr														

LOUISVILLE GAS AND ELECTRIC COMPANY

**Response to Joint Supplemental Data Requests of the Attorney General and KIUC
Dated February 5, 2021**

Case No. 2020-00350

Question No. 24

Responding Witness: Daniel K. Arbough

- Q-24. Refer to LG&E's response to AG-KIUC DR 1-108, part b.
- a. The Company's response in part b. noted: "RRA Regulatory Focus has not yet published comparable data for 2020." Provide the comparable data from RRA Regulatory Focus for 2020 when it becomes available.
 - b. The Company referred to PSC DR 2-69(b) for the October 20, 2020 edition of RRA Regulatory Focus. Provide the most recent edition of RRA Regulatory Focus with Commission allowed ROEs.
- A-24.
- a. See the supplemental response to PSC 2-69(b) filed on February 9, 2021.
 - b. See the response to part a.

LOUISVILLE GAS AND ELECTRIC COMPANY

**Response to Joint Supplemental Data Requests of the Attorney General and KIUC
Dated February 5, 2021**

Case No. 2020-00350

Question No. 25

Responding Witness: Daniel K. Arbough / Christopher M. Garrett

- Q-25. Refer to the breakdown of payroll dollars provided in response to AG-KIUC DR 1-42, which appears to combine the costs for LG&E's electric and gas operations. In the same format, provide a breakdown of payroll dollars between O&M expense, capital, and all other by department and in total separately for LG&E's electric and gas operations for each of the years 2015-2019, the forecasted base year and the forecasted test year.
- A-25. See attached.

Louisville Gas and Electric Company
Breakdown of Payroll Dollars

Expenditure Org	Expenditure Org Description	Below the Line					Capitalized	Other B/S	Total
		Operating	Mechanism	Line	Other I/S				
2015 Payroll Costs - Electric									
000020	LG&E AND KU SERVICES COMPANY CORPORATE	74,310	-	-	-	-	-	74,310	
001075	TECH. AND SAFETY TRAINING DIST - LGE	29,294	-	-	-	-	-	29,294	
001220	BUSINESS OFFICES - LGE	200,845	-	-	-	-	-	200,845	
001280	METER READING - LGE	196,247	-	-	-	-	-	196,247	
001295	FIELD SERVICE - LGE	1,547,331	-	1,689	-	166	-	1,549,186	
001320	REVENUE PROTECTION - LGE	33,797	-	-	-	-	-	33,797	
001345	METER SHOP LGE	492,485	-	1,606	-	184,940	-	679,031	
002020	GENERATION SUPPORT - LGE	-	-	-	-	(3,767)	(9,740)	(13,507)	
002041	LGE - CANE RUN 7 ALLOCATIONS	(1,695,106)	-	-	-	-	-	(1,695,106)	
002042	LGE - PADDYS RUN 13 ALLOCATIONS	(135,649)	-	-	-	-	-	(135,649)	
002043	LGE - TRIMBLE COUNTY CTS ALLOCATIONS	(447,816)	-	-	-	-	-	(447,816)	
002044	LGE - TRIMBLE COUNTY STEAM ALLOCATIONS	(6,562,427)	(28,443)	-	-	-	-	(6,590,869)	
002060	CENT ENG/CONST MGMT	195,790	-	-	-	18,799	-	214,589	
002120	OHIO FALLS	522,690	-	-	-	46,286	-	568,975	
002130	CANE RUN CCGT - LGE	2,447,894	-	3,866	-	394,787	-	2,846,547	
002320	MC-COMMON PLANT	8,119,872	(9,310)	1,088	-	304,676	-	8,416,326	
002330	MC ENGINEERING AND TECHNICAL SERVICES	5,000	-	-	-	-	-	5,000	
002340	MC COMMERCIAL OPERATIONS	172,079	-	212	-	-	332,057	504,348	
002350	MC-LABORATORY	830,332	-	306	-	-	-	830,638	
002401	GEN. MGR. MILL CREEK STATION	805,058	16,084	-	-	358	-	821,500	
002480	MGR. MILL CREEK MAINTENANCE	1,659,310	649	-	-	31,949	-	1,691,908	
002481	MILL CREEK MECHANICAL MAINTENANCE	2,306,725	147,761	644	-	16,645	-	2,471,775	
002482	MILL CREEK I/E MAINTENANCE	2,105,043	113,229	1,810	-	141,906	572	2,362,560	
002530	CR COMMERCIAL OPERATIONS	235,685	-	-	-	-	60,317	296,002	
002603	FINC & BUDGTNG-POWER PROD LG&E	272,108	-	-	-	-	-	272,108	
002650	GENERAL MANAGER - TC	357,341	4,897	-	-	84,453	-	446,691	
002670	TRIMBLE COUNTY - COMMERCIAL OPERATIONS	110,655	-	-	-	-	131,182	241,837	
002680	TC ENGINEERING AND TECHNICAL SERVICES	867,556	-	-	-	60,874	-	928,430	
002710	TC-LABORATORY	552,971	-	-	-	-	-	552,971	
002720	TC OPERATIONS	672,827	-	-	-	27,293	-	700,120	
002730	TC OPER-A WATCH	1,086,883	-	1,469	-	50,140	-	1,138,491	
002740	TC OPER-B WATCH	1,027,258	-	505	-	18,354	-	1,046,116	
002750	TC OPER-C WATCH	1,126,780	-	369	-	4,028	-	1,131,177	
002760	TC OPER-D WATCH	1,197,578	-	360	-	10,937	-	1,208,876	
002770	TC-MAINTENANCE SVCS	1,218,124	-	-	-	2,583	-	1,220,707	
002780	TC-MAINTENANCE I/E	2,641,177	19,401	3,718	-	49,693	-	2,713,989	
002790	TC-MTCE MECHANICAL	1,888,723	41,603	1,648	-	5,362	-	1,937,335	
002820	MC-MATERIAL HANDLING	1,156,191	324	-	-	-	-	1,156,515	
002840	TC-MATERIAL HANDLING	483,938	-	-	-	2,198	-	486,136	
003030	SUBSTATION OPS.	720,274	-	234	-	15,324	-	735,833	
003060	TRANSMISSION SUBSTATION ENGINEERING - LG&E	-	-	-	-	(8,759)	-	(8,759)	
003110	TRANSFORMERS SERVICES	281,478	-	-	-	136,904	8,957	427,339	
003160	SC M LOUISVILLE	1,139,504	-	157	-	762,462	159,699	2,061,822	
003165	TRANSMISSION SUBSTATION CONSTRUCTION - LGE	(3,646)	-	-	-	15,268	-	11,622	
003210	FORESTRY	136,983	-	-	-	277	-	137,260	
003300	ELECTRIC CONSTRUCTION CREWS-ESC	1,860,809	-	2,364	-	1,597,328	234,490	3,694,991	
003320	STREET LIGHTING-LGE	83	-	-	-	(83)	-	-	
003385	LINE LOCATING	24,215	-	-	-	-	-	24,215	
003400	ELECTRIC CONSTRUCTION CREWS-AOC	1,631,338	-	9,808	-	2,375,931	277,151	4,294,229	
003410	JOINT TRENCH ENHANCE AND CONNECT NETWORK	23,617	-	-	-	338,666	-	362,283	
003430	NETWORK OPS. 3PH COMMERCIAL	420,484	-	1,518	-	1,767,898	24,318	2,212,218	
003450	MANAGER ELECTRIC DISTRIBUTION	152,320	-	-	-	61,922	360,543	574,785	
003470	PERFORMANCE METRICS	1,340	-	-	-	-	270,137	271,477	
004010	MANAGER DISTRIBUTION DESIGN	745	-	-	-	293,844	80,560	375,148	
004040	DISTRIBUTION DESIGN	102,122	-	-	-	670,874	515,063	1,288,056	
004060	GAS DIST. CONTRACT CONSTRUCTION	21,433	-	-	-	64,452	-	85,886	
004140	MANAGER, GAS CONSTRUCTION	-	-	-	-	-	4,695	4,695	
004190	GAS DIST OPRS-REPAIR AND MAINTAIN	17,552	-	718	-	1,840	13,906	34,016	
004210	SVC DEL-MULDRAUGH	961	-	-	-	1,023	-	1,984	
004280	GAS TROUBLE	35	-	-	-	-	-	35	
004290	METER SHOP	996	-	216	-	-	-	1,212	
004370	ASSET INFORMATION LGE	74,775	-	-	-	-	329,272	404,047	
004380	GAS-ENGINEERS	-	-	-	-	-	420,724	420,724	
004385	TRANSMISSION INTEGRITY & COMPLIANCE	1,306	-	-	-	-	-	1,306	
004450	CORROSION CONTROL	6,439	-	-	-	4,110	-	10,549	
004470	MULDRAUGH STORAGE	4,002	-	1,567	-	249	-	5,818	
004480	MAGNOLIA STORAGE	8,950	-	898	-	-	-	9,848	
004485	MAGNOLIA DISTRIBUTION, FIELD AND TRANSMISSION	7,298	-	228	-	123	-	7,649	
004510	SYSTEM REGULATION OPERATION	225	-	640	-	(1,102)	-	(237)	
004560	GAS PROCUREMENT	-	-	-	-	13,479	-	13,479	
004600	GAS REGULATORY SERVICES	20,054	-	-	-	8,530	-	28,584	
005310	FACILITIES MTCE	133,680	-	-	-	553	-	134,234	
006250	CORPORATE	(1,947,849)	-	(14,438)	-	(2,590)	2,018,835	53,958	
006264	TC IMEA/IMPA PARTNER ALLOCATION	(2,368,642)	(9,409)	-	-	-	2,264,388	(113,663)	
006630	LGE - TELECOMMUNICATIONS	195,673	112	318	-	290,437	1,975	488,515	
008820	LGE GENERATION CHARGES	(0)	-	-	-	-	-	(0)	
008825	LGE GENERATION SERVICES CHARGES	(0)	-	-	-	2,143	-	2,143	
008826	LGE FUELS CHARGES	(0)	-	-	-	-	-	(0)	
008827	LGE PROJECT ENGINEERING CHARGES	0	-	-	-	-	-	0	
008890	LGE OPERATING SERVICES CHARGES	-	-	-	-	338	-	338	
008910	LGE IT CHARGES	(3,188)	-	-	-	25,467	-	22,279	
010603	FINC & BUDGTNG-POWER PROD KU	6,066	-	-	-	-	-	6,066	
011018	VEGETATION MANAGEMENT - KU	-	-	-	-	256	-	256	
011050	EARLINGTON METER DEPT	-	-	-	-	587	-	587	
011061	AREA 1	200	-	-	-	144	-	344	
011062	AREA 2	93	-	-	-	-	-	93	
011063	AREA 3	68	-	-	-	-	-	68	
011064	AREA 4	148	-	-	-	-	-	148	
011065	AREA 5	44	-	-	-	248	-	292	
011066	AREA 6	21	-	-	-	-	-	21	
011067	AREA 7	31	-	-	-	100	-	131	
011068	AREA 8	33	-	-	-	364	-	397	
011069	AREA 9	116	-	-	-	-	-	116	
011071	AREA 11	10,596	-	-	-	-	-	10,596	
011072	AREA 12	131	-	-	-	-	-	131	
011090	SC AND M EARLINGTON	-	-	-	-	739	-	739	
011560	EARLINGTON OPERATIONS CENTER	12,460	-	-	-	1,153	-	13,613	
012050	SC AND M DANVILLE	-	-	-	-	2,000	-	2,000	
012160	DANVILLE OPERATIONS CENTER	1,710	-	-	-	5,349	-	7,059	
012360	RICHMOND OPERATIONS CENTER	-	-	-	-	467	-	467	

Expenditure Org	Expenditure Org Description	Below the					Capitalized	Other B/S	Total
		Operating	Mechanism	Line	Other I/S				
012460	ELIZABETHTOWN OPERATIONS CENTER	2,096	-	-	-	467	-	2,562	
012560	SHELBYVILLE OPERATIONS CENTER	860	-	-	-	-	-	860	
013040	SC AND M LEXINGTON	993	-	-	-	192	-	1,186	
013150	LEXINGTON OPERATIONS CENTER	4,358	-	-	-	-	4,358	8,715	
013660	MAYSVILLE OPERATIONS CENTER	-	-	-	-	2,314	-	2,314	
013910	CLOSED 06/20 - MANAGER - LEXINGTON OPERATIONS CENTER	16,010	-	-	-	14,238	-	30,248	
014160	PINEVILLE OPERATIONS CENTER	39	-	-	-	397	-	436	
014260	LONDON OPERATIONS CENTER	-	-	-	-	466	-	466	
015730	GENERATION SUPPORT - KU	-	-	-	-	(13,707)	(388)	(14,095)	
015865	TRANSMISSION SUBSTATION CONSTRUCTION - KU	-	-	-	-	(74)	-	(74)	
015970	KU - TELECOMMUNICATIONS	237,075	-	-	-	26,103	24	263,202	
016230	EWB OPER / RESULTS	-	-	-	-	8,469	-	8,469	
016300	EWB COMBUSTION TURBINE	-	-	-	-	387	-	387	
016520	GHENT - SUPERINTENDENT	297	-	-	-	-	-	297	
016680	GHENT - COAL COMBUSTION RESIDUALS	38	-	-	-	-	-	38	
016720	KU - BRCT JOINT OWNERSHIP ALLOCATIONS	308,073	-	-	-	-	-	308,073	
017660	NORTON OPERATIONS CENTER	-	-	-	-	588	-	588	
018825	KU GENERATION SERVICES CHARGES	-	-	-	-	3,327	-	3,327	
018910	KU IT CHARGES	4,664	-	-	-	(868)	-	3,796	
021000	CHAIRMAN AND CEO	279,430	-	-	-	-	-	279,430	
021015	01 DIRECTOR SYSTEMS, OPS AND PLANNING	67,476	-	-	-	-	93,809	161,284	
021020	DIRECTOR KU OPERATIONS	3,782	-	-	-	-	-	3,782	
021035	VP CUSTOMER SERVICES - SERVCO	82,931	-	-	-	-	-	82,931	
021055	VP ELECTRIC DISTRIBUTION - LKS	125,733	-	-	-	-	-	125,733	
021070	DIRECTOR - ASSET MANAGEMENT	24,692	-	-	-	-	25,148	49,840	
021071	SYSTEM ANALYSIS AND PLANNING - DIST	138,309	-	-	-	-	152,029	290,338	
021072	ELECTRICAL ENGINEERING AND PLANNING GROUP - LKS	137,161	-	-	-	-	148,443	285,604	
021073	DIST SYSTEMS, COMPLIANCE AND EMER PREP	3,370	-	-	-	3,101	168,798	175,269	
021075	ELECTRIC CODES AND STANDARDS	73,307	-	-	-	3,926	58,062	135,295	
021076	ASSET INFORMATION-LKS	7,943	-	-	-	-	23,620	31,563	
021080	DISTRIBUTION SYSTEM ADMINISTRATION	122,139	-	-	-	27,116	52,860	202,116	
021204	CCS RETAIL SUPPORT	259,996	-	-	-	15,370	-	275,366	
021205	RESIDENTIAL SERVICE CENTER	1,567,013	-	-	-	1,631	-	1,568,643	
021220	BUSINESS OFFICES	105,559	-	-	-	-	-	105,559	
021225	BUSINESS SERVICE CENTER	306,692	-	-	-	-	-	306,692	
021250	DIRECTOR CUSTOMER SERVICE AND MARKETING	73,805	-	-	-	-	-	73,805	
021251	COMPLAINTS AND INQUIRY	82,250	-	46	-	-	-	82,296	
021280	MANAGER - METER READING	91,956	-	-	-	-	-	91,956	
021315	MANAGER, FIELD SERVICE OPERATIONS	311,059	-	-	-	-	-	311,059	
021320	MANAGER - METER ASSET MANAGEMENT - LKS	194,412	-	-	-	-	-	194,412	
021325	DIRECTOR REVENUE COLLECTION	34,747	-	-	-	-	-	34,747	
021326	BUSINESS PROCESS MANAGEMENT & OPERATIONAL PERFORMANCE	207,692	-	-	-	8,144	-	215,836	
021330	MANAGER REMITTANCE AND COLLECTION	297,956	-	-	-	-	-	297,956	
021331	REVENUE ASSURANCE	74,288	-	-	-	-	-	74,288	
021335	FEDERAL REGULATION & POLICY	133,099	-	3,439	-	-	-	136,538	
021360	MANAGER BUSINESS SERVICES	319,913	-	3,038	-	-	-	322,951	
021370	DIRECTOR, SAP UPGRADE PROJECT	29,109	-	-	-	-	-	29,109	
021390	MANAGER MARKETING	128,780	-	-	-	-	-	128,780	
021410	DIRECTOR BUSINESS & ECONOMIC DEVELOPMENT AND ENERGY EFFICIENCY	76,808	-	-	-	-	-	76,808	
021415	MANAGER, SMART GRID STRATEGY	40,629	-	35,971	-	-	-	76,601	
021420	ENERGY EFFICIENCY OPERATIONS	-	295,150	-	-	-	-	295,150	
021440	VP STATE REGULATION AND RATES	497,669	-	-	-	-	-	497,669	
021500	DIRECTOR SAFETY AND TECHNICAL TRAINING	66,234	-	-	-	-	-	66,234	
021520	ENERGY EFFICIENCY OPERATIONS - NON DSM	11,774	115,725	-	-	-	-	127,498	
021900	PRESIDENT AND COO	178,888	-	-	-	-	-	178,888	
022025	GENERATION TURBINE GENERATOR SPECIALIST	259,920	-	-	-	27,068	-	286,988	
022060	DIRECTOR - GENERATION SERVICES	86,415	-	-	-	-	-	86,415	
022065	MANAGER - SYSTEM LAB AND ENV. COMPL.	270,373	-	-	-	-	-	270,373	
022070	RESEARCH AND DEVELOPMENT	129,503	-	-	-	-	-	129,503	
022080	MANAGER, COMPLIANCE AND DOCUMENT MANAGEMENT	214,496	-	-	-	-	-	214,496	
022100	VP - TRANSMISSION AND GENERATION SERVICES - SERVCO	64,103	-	33	-	35,655	-	99,791	
022110	MANAGER - GENERATION ENGINEERING	846,817	-	-	-	7,222	-	854,039	
022200	VP - POWER GENERATION	292,686	-	-	-	7,725	14,269	314,680	
022210	DIRECTOR, COMMERCIAL OPERATIONS	144,934	-	-	-	140	20,652	165,726	
022220	LKS - CANE RUN COMMERCIAL OPS	51,420	-	-	-	-	18,071	69,491	
022230	LKS - MILL CREEK COMMERCIAL OPS	64,776	-	-	-	-	63,336	128,111	
022240	LKS - TRIMBLE COUNTY COMMERCIAL OPS	146,083	-	-	-	-	103,302	249,385	
022250	LKS - GHENT COMMERCIAL OPS	81,080	-	-	-	-	42,141	123,220	
022260	LKS - EW BROWN COMMERCIAL OPS	68,058	-	-	-	-	20,993	89,051	
022800	DIRECTOR - FUELS MANAGEMENT	278,947	-	-	-	-	-	278,947	
022810	DIRECTOR - CORPORATE FUELS AND BY PRODUCTS	424,107	7,242	-	-	-	-	431,349	
022970	GENERATION SYSTEM PLANNING	237,833	-	-	-	-	-	237,833	
023000	VICE PRESIDENT - TRANSMISSION	59,387	-	-	-	-	-	59,387	
023005	DIR TRANS STRATEGY & PLANNING	76,079	-	-	-	-	-	76,079	
023010	DIRECTOR - TRANSMISSION	78,255	-	-	-	-	-	78,255	
023020	TRANSMISSION SYSTEM OPERATIONS	1,452,995	-	-	-	10,531	-	1,463,526	
023040	TRANSMISSION ENERGY MANAGEMENT SYSTEMS	260,712	-	-	-	5,960	-	266,672	
023050	TRANSMISSION STRATEGY & PLANNING	157,797	-	-	-	-	261,876	419,673	
023055	TRANSMISSION RELIABILITY PERFORMANCE/STANDARDS-LKS	79,319	-	-	-	2,690	67,437	149,446	
023060	TRANSMISSION SUBSTATION ENGINEERING - LKS	202,440	-	-	-	101,876	252,234	556,550	
023065	TRANSMISSION SUBSTATION CONSTRUCTION - LKS	149,150	-	-	-	92,514	207,520	449,184	
023070	MANAGER - TRANSMISSION LINES	128,573	-	-	-	145,378	317,765	591,717	
023080	TRANS RELIABILITY & COMPLIANCE	115,298	-	-	-	-	-	115,298	
023090	TRANSMISSION POLICY & TARIFFS	101,250	-	-	-	-	-	101,250	
023110	TRANSFORMER SERVICES	11,536	-	-	-	43,617	-	55,153	
023130	MANAGER SUBSTATION CONSTRUCTION AND MAINTENANCE	30,536	-	-	-	6,169	47,084	83,789	
023200	01 DIRECTOR LG&E DISTRIBUTION OPS	46,553	-	-	-	-	41,854	88,406	
023210	LKS - FORESTRY	66,891	-	-	-	139	-	67,030	
023220	MGR SYSTEM RESTORATION AND OPERATIONS	877,942	-	-	-	239,043	374,290	1,491,274	
023550	SUBSTATION ENGINEERING AND DESIGN	24,568	-	-	-	278,043	173,175	475,785	
023640	ELECTRIC DISTRIBUTION & CUST SERV BUDGETING	216,707	-	-	-	-	-	216,707	
023800	ENERGY PLANNING ANALYSIS AND FORECASTING	67,923	-	-	-	-	-	67,923	
023815	SALES ANALYSIS & FORECASTING	147,994	-	-	-	-	-	147,994	
025000	SVP HUMAN RESOURCES	155,888	-	-	-	-	-	155,888	
025200	DIR - HUMAN RESOURCES	223,800	-	115	-	-	-	223,915	
025210	TECHNICAL TRAINING GENERATION AND TRANSMISSION	172,698	-	-	-	-	-	172,698	
025270	INDUSTRIAL RELATIONS & HRIS	98,433	-	-	-	-	-	98,433	
025300	DIRECTOR HR - CORPORATE	117,028	-	989	-	-	-	118,017	
025410	DIRECTOR SUPPLY CHAIN AND LOGISTICS	132,607	-	-	-	-	22,658	155,265	
025420	CORPORATE PURCHASING	245,812	29,745	-	-	-	829	276,386	
025430	MANAGER SUPPLY CHAIN ED/TRANSMISSION	291,242	-	-	-	-	-	291,242	
025450	MANAGER MATERIAL SERVICES AND LOGISTICS	20,695	-	-	-	(503)	163,493	183,685	
025460	MANAGER - SUPPLIER DIVERSITY	65,362	-	-	-	-	-	65,362	
025470	SARBANES OXLEY	46,317	-	0	-	-	-	46,317	

Expenditure Org	Expenditure Org Description	Below the Line					Capitalized	Other B/S	Total
		Operating	Mechanism	Other I/S	Other I/S	Other I/S			
025500	DIRECTOR OPERATING SERVICES	80,582	-	-	-	-	-	80,582	
025510	CONTRACT MANAGER - XEROX CORP.	34,751	-	-	-	-	-	34,751	
025530	MANAGER TRANSPORTATION	-	-	-	-	-	103,207	103,207	
025550	MANAGER OFFICE FACILITIES	105,670	-	-	-	-	-	105,670	
025551	FACILITY OPERATIONS NORTH	27,845	-	-	-	-	-	27,845	
025552	FACILITY OPERATIONS CENTRAL	28,742	-	-	-	-	-	28,742	
025553	FACILITY OPERATIONS SOUTH	29,230	-	-	-	-	-	29,230	
025555	FACILITY OPERATIONS - LEXINGTON	27,170	-	-	-	-	-	27,170	
025560	FACILITY OPERATIONS DATA/CONTROL CENTER	26,068	-	-	-	-	-	26,068	
025580	MANAGER REAL ESTATE AND RIGHT OF WAY	135,594	-	-	-	15,563	139,794	290,951	
025590	CORPORATE SECURITY / BUSINESS CONTINUITY	240,993	-	-	-	-	-	240,993	
025593	PROJECT PLANNING AND MANAGEMENT	87,575	-	-	-	34,089	285	121,949	
025594	CORPORATE FACILITY SERVICES	35,733	-	-	-	-	-	35,733	
025620	MANAGER HEALTH AND SAFETY	85,920	-	-	-	-	-	85,920	
025650	DIRECTOR ENVIRONMENTAL AFFAIRS	496,349	-	-	-	-	-	496,349	
025660	STAFFING SERVICES	186,524	-	-	-	-	-	186,524	
025670	COMPENSATION/HR POLICY & COMPLIANCE	78,191	-	-	-	216	-	78,407	
025680	MANAGER BENEFITS AND RECORDS	111,955	-	-	-	61,841	-	173,796	
025700	DIRECTOR - HUMAN RESOURCES	260,030	-	164	-	-	-	260,194	
025710	ELECTRIC TECHNICAL TRAINING AND PUBLIC SAFETY	225,914	-	-	-	-	-	225,914	
025720	ELECTRIC DISTRIBUTION AND TRANSMISSION SAFETY	225,084	-	-	-	-	5,830	230,914	
025770	MANAGER ORGANIZATIONAL DEVELOPMENT	137,879	152	-	1,012	-	-	139,044	
025775	HRIS	110,525	-	-	-	6,743	-	117,268	
025780	MANAGER DIVERSITY STRATEGY	40,741	-	-	-	-	-	40,741	
026020	FINANCIAL PLANNING & BUDGETING	90,994	-	-	-	-	-	90,994	
026030	GENERATION, PE, AND SAFETY BUDGETING	284,523	-	-	-	105,301	422	390,246	
026045	DIRECTOR CORPORATE TAX	287,722	-	-	-	-	-	287,722	
026050	CFO	115,299	-	442	-	-	-	115,741	
026080	MANAGER REVENUE ACCOUNTING	212,419	-	-	-	-	-	212,419	
026120	MANAGER PROPERTY ACCOUNTING	284,695	-	-	-	-	-	284,695	
026130	CONTROLLER	91,358	-	-	-	-	-	91,358	
026135	DIRECTOR - ACCOUNTING AND REGULATORY REPORTING	71,455	-	-	-	-	-	71,455	
026140	MANAGER - FINANCIAL PLANNING	185,621	-	-	-	-	-	185,621	
026145	SHARED SERVICES & CORPORATE BUDGETING	168,965	-	-	-	-	-	168,965	
026150	FINANCIAL ACCOUNTING AND ANALYSIS	153,444	-	-	-	187	-	153,631	
026155	FINANCIAL REPORTING	148,829	-	-	-	-	-	148,829	
026160	REGULATORY ACCOUNTING AND REPORTING	191,002	-	-	-	-	-	191,002	
026170	MANAGER - CUSTOMER ACCOUNTING	552,370	-	-	-	-	-	552,370	
026190	CORPORATE ACCOUNTING	152,567	-	-	-	-	-	152,567	
026200	SUPPLY CHAIN SUPPORT	337,151	-	-	-	593	-	337,744	
026310	MANAGER PAYROLL	134,161	-	-	-	2,342	-	136,503	
026330	TREASURER	94,010	-	-	-	-	-	94,010	
026350	RISK MANAGEMENT	87,966	-	-	-	112	-	88,078	
026370	CORPORATE FINANCE	149,254	-	-	-	-	-	149,254	
026390	CREDIT/CONTRACT ADMINISTRATION	106,996	-	-	-	457	-	107,452	
026400	AUDIT SERVICES	352,658	-	-	-	-	-	352,658	
026490	CHIEF INFORMATION OFFICER	66,369	-	-	-	-	-	66,369	
026492	SER IT CHARGES	-	-	-	-	(42,685)	-	(42,685)	
026496	IT SOURCE PROJECT CLEARING	-	-	-	-	(8,744)	-	(8,744)	
026600	IT INFRASTRUCTURE AND OPERATIONS	123,481	-	-	-	2,425	-	125,905	
026615	ARCHITECTURE AND ENGINEERING	649,800	-	-	-	94,272	61	744,133	
026625	TRANSPORT ENGINEERING	759,346	-	-	-	42,075	-	801,422	
026634	CLOSED DATA CENTER OPERATIONS	(204)	-	-	-	-	-	(204)	
026635	WORKSTATION ENGINEERING	707,324	-	-	-	74,439	162	781,925	
026636	IT CIP INFRASTRUCTURE	8,204	-	-	-	6,174	-	14,377	
026637	DATA CENTER OPERATIONS	24,426	-	-	-	2,382	-	26,809	
026645	UNIFIED COMMUNICATIONS AND COLLABORATION	308,578	-	-	-	90,257	-	398,835	
026646	INFRASTRUCTURE SERVICES	38,326	-	-	-	856	-	39,182	
026680	CLIENT SUPPORT SERVICES	153,711	-	-	-	4,194	-	157,905	
026740	IT SECURITY AND RISK MANAGEMENT	84,592	-	-	-	-	-	84,592	
026742	IT SECURITY	265,752	-	-	-	15,119	-	280,871	
026744	IT SECURITY RISK MANAGEMENT	137,942	-	-	-	54,016	-	191,958	
026760	IT TRAINING	98,134	-	-	-	-	-	98,134	
026772	TECHNOLOGY SUPPORT CENTER	354,957	-	-	-	-	-	354,957	
026774	DESKTOP OPERATIONS	266,620	-	-	-	67,387	-	334,007	
026850	VP EXTERNAL AFFAIRS	866	-	129,019	-	-	-	129,885	
026900	LEGAL DEPARTMENT - LKS	857,728	-	5,859	-	81,095	-	944,681	
026905	COMPLIANCE DEPT	251,801	-	-	-	-	-	251,801	
026910	GENERAL COUNSEL - LKS	122,372	-	-	-	-	-	122,372	
026920	DIRECTOR - CORPORATE COMMUNICATION	120,607	-	-	-	-	-	120,607	
026925	VP CORPORATE RESPONSIBILITY AND COMMUNITY AFFAIRS	184,941	-	-	-	-	-	184,941	
026940	MANAGER EXTERNAL AND BRAND COMMUNICATION	393,362	-	-	-	8,404	-	401,766	
027600	IT BUSINESS SERVICES	90,657	-	-	-	-	-	90,657	
027610	IT PROJECT MANAGEMENT OFFICE	299,797	-	-	-	231,832	-	531,630	
027620	IT BUSINESS ANALYSIS	349,137	-	-	-	143,851	-	492,988	
027630	IT QUALITY ASSURANCE	40,799	-	-	-	38,754	-	79,553	
027650	IT BUSINESS RELATIONSHIP MGR - CONSOLIDATED	246,987	-	-	-	-	-	246,987	
027800	IT APPLICATION PLANNING, EXECUTION AND SUPPORT	52,263	-	-	-	-	-	52,263	
027810	IT DEVELOPMENT AND SUPPORT - FINANCIAL APPS	292,255	-	-	-	88,900	-	381,155	
027820	IT DEVELOPMENT AND SUPPORT - CUSTOMER SERVICE	229,203	-	-	-	140,217	-	372,390	
027830	IT CUSTOMER RELATIONSHIP AND BILLING	321,303	2,971	13,501	-	122,404	-	457,207	
027840	IT DEVELOPMENT AND SUPPORT - OPERATIONS	289,515	-	-	-	173,662	-	463,177	
027850	IT DEVELOPMENT AND SUPPORT - INTERNAL APPS	334,850	-	-	-	45,766	-	380,616	
027860	IT DEVELOPMENT AND SUPPORT - MOBILE AND .NET PLATFORMS	308,448	-	-	-	104,962	-	413,410	
027870	IT DEVELOPMENT AND SUPPORT	26,255	-	-	-	-	-	26,255	
029640	SVP ENERGY SUPPLY AND ANALYSIS	94,107	-	-	-	-	-	94,107	
029660	DIRECTOR - POWER SUPPLY	908,369	-	-	-	-	-	908,369	
029750	PROJECT ENGINEERING	15,587	-	1,493	-	2,699,479	54,337	2,770,896	
029760	GENERATION SAFETY	127,850	-	-	-	-	-	127,850	
023810	CLOSED 01/20 - ECONOMIC ANALYSIS	161,315	-	-	-	-	-	161,315	
027000	CLOSED 06/16 - CHIEF ADMINISTRATIVE OFFICER - SERVCO	33,300	-	-	-	-	-	33,300	
027640	CLOSED 10/16 - MANAGER - IT SERVICE MANAGEMENT PROCESS	189,393	-	-	-	-	-	189,393	
002560	CR OPERATIONS	438,381	-	-	-	66,155	1,180	505,716	
022805	CORPORATE FUELS RISK MANAGEMENT	104,642	-	-	-	-	-	104,642	
023015	TRANSMISSION BALANCING AUTHORITY	1,700	-	-	-	-	-	1,700	
002030	G.M.-CANE RUN, OHIO FALLS AND CT	3,301,501	-	389,987	-	22,492	-	3,713,980	
002280	MGR. CANE RUN MAINTENANCE	206,572	-	-	-	62,840	-	269,413	
002281	CANE RUN MECHANICAL MAINTENANCE	162,591	-	-	-	21,374	-	183,966	
002282	CANE RUN I/E MAINTENANCE	356,179	-	-	-	14,308	-	370,487	
002510	CR-COMMON PLANT	1,457,866	-	-	-	10,707	-	1,468,573	
002540	CR-LABORATORY	185,311	-	-	-	25,633	-	210,944	
002830	CR-MATERIAL HANDLING	165,600	-	-	-	-	-	165,600	
003550	SUBSTATION ENGINEERING AND DESIGN	2,675	-	-	-	14,957	18,288	35,920	
008828	LGE COMMERCIAL OPERATIONS CHARGES	(0)	-	-	-	-	-	(0)	

Expenditure Org	Expenditure Org Description	Below the					Capitalized	Other B/S	Total
		Operating	Mechanism	Line	Other I/S				
009910	LCC IT CHARGES	-	-	-	-	2,581	-	2,581	
015160	CLOSED 10/16 - MIT-DIST SVCS AND CUST SVC	-	-	-	-	(6,558)	-	(6,558)	
016006	KU TC2 ALLOCATION FROM TRIMBLE COUNTY	(30,492)	-	-	-	-	-	(30,492)	
026480	INFORMATION TECHNOLOGY - ROLLUP	-	-	-	-	77,936	-	77,936	
	Total 2015 Electric Labor	70,625,896	797,353	559,155	-	15,827,190	10,762,406	98,572,002	
	Total Off-Duty	10,630,630	153,466	31,284	-	2,515,276	1,535,273	14,865,929	
	Total Employee Benefits	37,482,545	356,281	110,402	-	8,872,939	5,306,309	52,128,475	
	Total Payroll Taxes	6,680,966	48,278	29,172	-	1,576,396	910,790	9,245,601	
	Total 2015 Electric Payroll Costs	125,420,036	1,355,379	730,014	-	28,791,801	18,514,777	174,812,007	

Expenditure Org	Expenditure Org Description	Below the Line					Capitalized	Other B/S	Total
		Operating	Mechanism	Line	Other I/S				
		2015 Payroll Costs - Gas							
000020	LG&E AND KU SERVICES COMPANY CORPORATE	19,753	-	-	-	-	-	19,753	
001220	BUSINESS OFFICES - LGE	164,328	-	-	-	-	-	164,328	
001280	METER READING - LGE	160,566	-	-	-	-	-	160,566	
001295	FIELD SERVICE - LGE	-	-	449	-	71	-	520	
001320	REVENUE PROTECTION - LGE	27,652	-	-	-	-	-	27,652	
001345	METER SHOP LGE	-	-	427	-	-	-	427	
002130	CANE RUN CCGT - LGE	10,235	-	1,028	-	338	-	11,600	
002320	MC-COMMON PLANT	-	-	289	-	6,496	-	6,786	
002340	MC COMMERCIAL OPERATIONS	-	-	56	-	-	-	56	
002401	GEN. MGR. MILL CREEK STATION	-	-	-	-	154	-	154	
002481	MILL CREEK MECHANICAL MAINTENANCE	-	-	171	-	-	-	171	
002482	MILL CREEK I/E MAINTENANCE	-	-	481	-	-	-	481	
002720	TC OPERATIONS	-	-	-	-	391	-	391	
002730	TC OPER-A WATCH	-	-	390	-	-	-	2,563	
002740	TC OPER-B WATCH	-	-	134	-	3,446	-	3,580	
002750	TC OPER-C WATCH	-	-	98	-	9	-	107	
002760	TC OPER-D WATCH	13,945	-	96	-	3,046	-	17,087	
002780	TC-MAINTENANCE I/E	-	-	988	-	-	-	988	
002790	TC-MTCE MECHANICAL	-	-	438	-	-	-	438	
002840	TC-MATERIAL HANDLING	-	-	-	-	818	-	818	
003030	SUBSTATION OPS.	665	-	62	-	-	-	727	
003160	SC M LOUISVILLE	1,095	-	42	-	31	-	1,168	
003300	ELECTRIC CONSTRUCTION CREWS-ESC	230	-	628	-	665	-	1,523	
003385	LINE LOCATING	24,215	-	-	-	-	-	24,215	
003400	ELECTRIC CONSTRUCTION CREWS-AOC	1,505	-	2,607	-	518	-	4,630	
003410	JOINT TRENCH ENHANCE AND CONNECT NETWORK	-	-	-	-	129	-	129	
003430	NETWORK OPS. 3PH COMMERCIAL	6,430	-	404	-	3,395	-	10,228	
003470	PERFORMANCE METRICS	12,926	-	-	-	-	128,337	141,263	
004010	MANAGER DISTRIBUTION DESIGN	38,987	-	-	-	57,148	40,613	136,748	
004040	DISTRIBUTION DESIGN	-	-	-	-	470,888	10,269	481,157	
004060	GAS DIST. CONTRACT CONSTRUCTION	41,455	-	-	-	1,584,647	-	1,626,102	
004100	DIRECTOR - GAS CONSTRUCTION AND OPERATIONS AND ENGINEERING	76,510	-	-	-	51,221	34,025	161,756	
004140	MANAGER, GAS CONSTRUCTION	-	-	-	-	573,828	13,000	586,828	
004190	GAS DIST OPRS-REPAIR AND MAINTAIN	1,664,689	226,116	191	-	2,024,198	35,240	3,950,434	
004210	SVC DEL-MULDRAUGH	304,680	1,700	-	-	29,330	3,384	339,094	
004220	SVC DEL-BARDSTOWN	184,130	7,610	-	-	55,093	-	246,833	
004270	GAS DISPATCH	652,911	-	-	-	147,313	-	800,224	
004280	GAS TROUBLE	1,226,332	7,937	-	-	67,575	-	1,301,843	
004290	METER SHOP	100,394	-	57	-	168,766	-	269,218	
004370	ASSET INFORMATION LGE	53,553	-	-	-	-	216,380	269,933	
004380	GAS-ENGINEERS	189,621	-	-	-	66,472	180,310	436,403	
004385	TRANSMISSION INTEGRITY & COMPLIANCE	559,310	-	-	-	38,921	-	598,231	
004450	CORROSION CONTROL	817,704	-	-	-	80,053	-	897,757	
004470	MULDRAUGH STORAGE	2,039,145	17,991	417	-	160,517	183,616	2,401,685	
004475	DIR. GAS CONTROL AND STORAGE - LGE	54,704	-	-	-	-	53,066	107,770	
004480	MAGNOLIA STORAGE	1,614,645	2,275	239	-	209,537	82,622	1,909,316	
004485	MAGNOLIA DISTRIBUTION, FIELD AND TRANSMISSION	250,931	1,108	61	-	14,968	2,781	269,849	
004490	GAS CONTROL	804,519	-	-	-	-	41,927	846,446	
004500	INSTR., MEASUREMENT	562,042	-	-	-	101,542	-	663,584	
004510	SYSTEM REGULATION OPERATION	1,211,937	-	170	-	101,828	46,380	1,360,315	
004560	GAS PROCUREMENT	567,187	-	-	-	5,777	-	572,964	
004600	GAS REGULATORY SERVICES	590,840	14,080	-	-	74,668	3,818	683,405	
005310	FACILITIES MTCE	42,053	-	-	-	237	-	42,290	
006250	CORPORATE	(517,783)	-	(3,838)	-	(1,110)	413,496	(109,234)	
006630	LGE - TELECOMMUNICATIONS	77,403	-	85	-	65,219	-	142,707	
008890	LGE OPERATING SERVICES CHARGES	-	-	-	-	145	-	145	
008910	LGE IT CHARGES	(848)	-	-	-	10,926	-	10,078	
010603	FINC & BUDGTNG-POWER PROD KU	1,612	-	-	-	-	-	1,612	
011061	AREA 1	164	-	-	-	-	-	164	
011063	AREA 3	(42)	-	-	-	-	-	(42)	
011064	AREA 4	121	-	-	-	-	-	121	
011065	AREA 5	36	-	-	-	-	-	36	
011066	AREA 6	17	-	-	-	-	-	17	
011067	AREA 7	26	-	-	-	-	-	26	
011068	AREA 8	27	-	-	-	-	-	27	
011069	AREA 9	95	-	-	-	-	-	95	
011071	AREA 11	8,670	-	-	-	-	-	8,670	
011072	AREA 12	107	-	-	-	-	-	107	
011560	EARLINGTON OPERATIONS CENTER	-	-	-	-	494	-	494	
012360	RICHMOND OPERATIONS CENTER	-	-	-	-	200	-	200	
012460	ELIZABETHTOWN OPERATIONS CENTER	-	-	-	-	200	-	200	
012560	SHELBYVILLE OPERATIONS CENTER	229	-	-	-	-	-	229	
013040	SC AND M LEXINGTON	-	-	-	-	34	-	34	
013660	MAYSVILLE OPERATIONS CENTER	-	-	-	-	992	-	992	
013910	CLOSED 06/20 - MANAGER - LEXINGTON OPERATIONS CENTER	-	-	-	-	575	-	575	
014160	PINEVILLE OPERATIONS CENTER	17	-	-	-	170	-	187	
014260	LONDON OPERATIONS CENTER	-	-	-	-	200	-	200	
015970	KU - TELECOMMUNICATIONS	101,401	-	-	-	11,105	-	112,507	
016230	EWB OPER / RESULTS	-	-	-	-	3,621	-	3,621	
016300	EWB COMBUSTION TURBINE	-	-	-	-	33	-	33	
017660	NORTON OPERATIONS CENTER	-	-	-	-	252	-	252	
018910	KU IT CHARGES	1,240	-	-	-	(358)	-	882	
021000	CHAIRMAN AND CEO	74,279	-	-	-	-	-	74,279	
021020	DIRECTOR KU OPERATIONS	2,359	-	-	-	-	-	2,359	
021035	VP CUSTOMER SERVICES - SERVCO	28,235	-	-	-	-	-	28,235	
021070	DIRECTOR - ASSET MANAGEMENT	-	-	-	-	-	10,778	10,778	
021076	ASSET INFORMATION-LKS	-	-	-	-	-	25,342	25,342	
021080	DISTRIBUTION SYSTEM ADMINISTRATION	94,286	-	-	-	11,621	-	105,908	
021204	CCS RETAIL SUPPORT	211,040	-	-	-	3,713	-	214,754	
021205	RESIDENTIAL SERVICE CENTER	1,271,560	-	-	-	692	-	1,272,252	
021220	BUSINESS OFFICES	86,749	-	-	-	-	-	86,749	
021225	BUSINESS SERVICE CENTER	226,047	-	-	-	-	-	226,047	
021250	DIRECTOR CUSTOMER SERVICE AND MARKETING	24,602	-	-	-	-	-	24,602	
021251	COMPLAINTS AND INQUIRY	67,296	-	12	-	-	-	67,308	
021280	MANAGER - METER READING	74,707	-	-	-	-	-	74,707	
021325	DIRECTOR REVENUE COLLECTION	28,430	-	-	-	-	-	28,430	
021326	BUSINESS PROCESS MANAGEMENT & OPERATIONAL PERFORMANCE	54,995	-	-	-	3,490	-	58,485	
021330	MANAGER REMITTANCE AND COLLECTION	243,303	-	-	-	-	-	243,303	
021331	REVENUE ASSURANCE	60,781	-	-	-	-	-	60,781	
021335	FEDERAL REGULATION & POLICY	35,381	-	914	-	-	-	36,295	
021360	MANAGER BUSINESS SERVICES	261,747	-	808	-	-	-	262,555	
021370	DIRECTOR, SAP UPGRADE PROJECT	23,816	-	-	-	-	-	23,816	
021390	MANAGER MARKETING	42,927	-	-	-	-	-	42,927	

Expenditure Org	Expenditure Org Description	Below the					Capitalized	Other B/S	Total
		Operating	Mechanism	Line	Other I/S				
021410	DIRECTOR BUSINESS & ECONOMIC DEVELOPMENT AND ENERGY EFFICIENC	20,417	-	-	-	-	-	20,417	
021415	MANAGER, SMART GRID STRATEGY	10,800	-	209	-	-	-	11,009	
021420	ENERGY EFFICIENCY OPERATIONS	-	77,594	-	-	-	-	77,594	
021440	VP STATE REGULATION AND RATES	147,947	-	-	-	-	-	147,947	
021500	DIRECTOR SAFETY AND TECHNICAL TRAINING	14,041	-	-	-	-	-	14,041	
021520	ENERGY EFFICIENCY OPERATIONS - NON DSM	3,375	75,755	-	-	-	-	79,130	
021900	PRESIDENT AND COO	47,553	-	-	-	-	-	47,553	
022025	GENERATION TURBINE GENERATOR SPECIALIST	214	-	-	-	-	-	214	
022100	VP - TRANSMISSION AND GENERATION SERVICES - SERVCO	1,620	-	-	-	-	-	1,620	
022810	DIRECTOR - CORPORATE FUELS AND BY PRODUCTS	145	-	-	-	-	-	145	
023020	TRANSMISSION SYSTEM OPERATIONS	-	-	-	-	4,513	-	4,513	
023040	TRANSMISSION ENERGY MANAGEMENT SYSTEMS	-	-	-	-	1,098	-	1,098	
023055	TRANSMISSION RELIABILITY PERFORMANCE/STANDARDS-LKS	-	-	-	-	1,153	-	1,153	
023060	TRANSMISSION SUBSTATION ENGINEERING - LKS	-	-	-	-	74	-	74	
023200	01 DIRECTOR LG&E DISTRIBUTION OPS	616	-	-	-	-	-	616	
023220	MGR SYSTEM RESTORATION AND OPERATIONS	-	-	-	-	2,712	-	2,712	
023640	ELECTRIC DISTRIBUTION & CUST SERV BUDGETING	57,606	-	-	-	-	-	57,606	
023800	ENERGY PLANNING ANALYSIS AND FORECASTING	18,056	-	-	-	-	-	18,056	
023815	SALES ANALYSIS & FORECASTING	39,340	-	-	-	-	-	39,340	
024000	VP - GAS DISTRIBUTION	255,526	-	-	-	-	7,294	262,821	
024475	GAS STORAGE, CONTROL AND COMPLIANCE	68,957	-	-	-	-	146,604	215,561	
025000	SVP HUMAN RESOURCES	41,438	-	-	-	-	-	41,438	
025200	DIR - HUMAN RESOURCES	59,491	-	31	-	-	-	59,522	
025270	INDUSTRIAL RELATIONS & HRIS	26,166	-	-	-	-	-	26,166	
025300	DIRECTOR HR - CORPORATE	31,109	-	263	-	-	-	31,371	
025410	DIRECTOR SUPPLY CHAIN AND LOGISTICS	35,250	-	-	-	-	229	35,479	
025420	CORPORATE PURCHASING	65,343	22,052	-	-	-	-	87,395	
025430	MANAGER SUPPLY CHAIN ED/TRANSMISSION	76,966	-	-	-	-	-	76,966	
025450	MANAGER MATERIAL SERVICES AND LOGISTICS	5,501	-	-	-	(216)	126	5,412	
025460	MANAGER - SUPPLIER DIVERSITY	17,375	-	-	-	-	-	17,375	
025470	SARBANES OXLEY	12,312	-	-	-	-	-	12,312	
025500	DIRECTOR OPERATING SERVICES	21,420	-	-	-	-	-	21,420	
025510	CONTRACT MANAGER - XEROX CORP.	9,237	-	-	-	-	-	9,237	
025530	MANAGER TRANSPORTATION	-	-	-	-	-	21,139	21,139	
025550	MANAGER OFFICE FACILITIES	28,066	-	-	-	-	-	28,066	
025551	FACILITY OPERATIONS NORTH	7,402	-	-	-	-	-	7,402	
025552	FACILITY OPERATIONS CENTRAL	7,640	-	-	-	-	-	7,640	
025553	FACILITY OPERATIONS SOUTH	7,770	-	-	-	-	-	7,770	
025555	FACILITY OPERATIONS - LEXINGTON	7,222	-	-	-	-	-	7,222	
025560	FACILITY OPERATIONS DATA/CONTROL CENTER	6,929	-	-	-	-	-	6,929	
025580	MANAGER REAL ESTATE AND RIGHT OF WAY	35,736	-	-	-	-	137,269	173,005	
025590	CORPORATE SECURITY / BUSINESS CONTINUITY	66,255	-	-	-	-	-	66,255	
025593	PROJECT PLANNING AND MANAGEMENT	23,857	-	-	-	41,688	-	65,545	
025594	CORPORATE FACILITY SERVICES	9,499	-	-	-	-	-	9,499	
025620	MANAGER HEALTH AND SAFETY	22,839	-	-	-	-	-	22,839	
025650	DIRECTOR ENVIRONMENTAL AFFAIRS	131,281	-	-	-	-	-	131,281	
025660	STAFFING SERVICES	49,602	-	-	-	-	-	49,602	
025670	COMPENSATION/HR POLICY & COMPLIANCE	20,785	-	-	-	93	-	20,878	
025680	MANAGER BENEFITS AND RECORDS	29,760	-	-	-	26,503	-	56,263	
025700	DIRECTOR - HUMAN RESOURCES	69,122	-	44	-	-	-	69,165	
025730	GAS SAFETY AND TECHNICAL TRAINING	270,410	-	-	-	-	-	270,410	
025770	MANAGER ORGANIZATIONAL DEVELOPMENT	36,651	-	269	-	-	-	36,921	
025775	HRIS	29,380	-	-	-	2,890	-	32,270	
025780	MANAGER DIVERSITY STRATEGY	10,830	-	-	-	-	-	10,830	
026020	FINANCIAL PLANNING & BUDGETING	24,188	-	-	-	-	-	24,188	
026030	GENERATION, PE, AND SAFETY BUDGETING	31,087	-	-	-	-	-	31,087	
026045	DIRECTOR CORPORATE TAX	76,483	-	-	-	-	-	76,483	
026050	CFO	30,649	-	118	-	-	-	30,767	
026080	MANAGER REVENUE ACCOUNTING	56,466	-	-	-	-	-	56,466	
026120	MANAGER PROPERTY ACCOUNTING	75,678	-	-	-	-	-	75,678	
026130	CONTROLLER	24,285	-	-	-	-	-	24,285	
026135	DIRECTOR - ACCOUNTING AND REGULATORY REPORTING	18,994	-	-	-	-	-	18,994	
026140	MANAGER - FINANCIAL PLANNING	47,577	-	-	-	-	-	47,577	
026145	SHARED SERVICES & CORPORATE BUDGETING	44,741	-	-	-	-	-	44,741	
026150	FINANCIAL ACCOUNTING AND ANALYSIS	40,789	-	-	-	80	-	40,869	
026155	FINANCIAL REPORTING	39,562	-	-	-	-	-	39,562	
026160	REGULATORY ACCOUNTING AND REPORTING	50,773	-	-	-	-	-	50,773	
026170	MANAGER - CUSTOMER ACCOUNTING	451,632	-	-	-	-	-	451,632	
026190	CORPORATE ACCOUNTING	40,556	-	-	-	-	-	40,556	
026200	SUPPLY CHAIN SUPPORT	89,622	-	-	-	254	-	89,876	
026310	MANAGER PAYROLL	35,663	-	-	-	1,004	-	36,667	
026330	TREASURER	24,990	-	-	-	-	-	24,990	
026350	RISK MANAGEMENT	23,383	-	-	-	48	-	23,431	
026370	CORPORATE FINANCE	39,675	-	-	-	-	-	39,675	
026390	CREDIT/CONTRACT ADMINISTRATION	28,442	-	-	-	196	-	28,638	
026400	AUDIT SERVICES	93,745	-	-	-	-	-	93,745	
026490	CHIEF INFORMATION OFFICER	17,643	-	-	-	-	-	17,643	
026492	SER IT CHARGES	-	-	-	-	(18,293)	-	(18,293)	
026496	IT SOURCE PROJECT CLEARING	-	-	-	-	(3,747)	-	(3,747)	
026600	IT INFRASTRUCTURE AND OPERATIONS	32,696	-	-	-	898	-	33,594	
026615	ARCHITECTURE AND ENGINEERING	172,023	-	-	-	26,135	-	198,158	
026625	TRANSPORT ENGINEERING	201,931	-	-	-	16,618	-	218,549	
026634	CLOSED DATA CENTER OPERATIONS	(54)	-	-	-	-	-	(54)	
026635	WORKSTATION ENGINEERING	188,041	-	-	-	30,839	-	218,880	
026636	IT CIP INFRASTRUCTURE	2,181	-	-	-	2,646	-	4,827	
026637	DATA CENTER OPERATIONS	6,493	-	-	-	1,021	-	7,514	
026645	UNIFIED COMMUNICATIONS AND COLLABORATION	81,948	-	-	-	36,867	-	118,815	
026646	INFRASTRUCTURE SERVICES	10,188	-	-	-	367	-	10,555	
026680	CLIENT SUPPORT SERVICES	40,860	-	-	-	1,797	-	42,657	
026740	IT SECURITY AND RISK MANAGEMENT	22,486	-	-	-	-	-	22,486	
026742	IT SECURITY	70,643	-	-	-	6,431	-	77,074	
026744	IT SECURITY RISK MANAGEMENT	36,668	-	-	-	23,150	-	59,818	
026760	IT TRAINING	26,086	-	-	-	-	-	26,086	
026772	TECHNOLOGY SUPPORT CENTER	94,356	-	-	-	-	-	94,356	
026774	DESKTOP OPERATIONS	71,094	-	-	-	28,880	-	99,975	
026850	VP EXTERNAL AFFAIRS	230	-	34,296	-	-	-	34,526	
026900	LEGAL DEPARTMENT - LKS	200,696	-	1,557	-	-	-	202,253	
026905	COMPLIANCE DEPT	66,934	-	-	-	-	-	66,934	
026910	GENERAL COUNSEL - LKS	32,529	-	-	-	-	-	32,529	
026920	DIRECTOR - CORPORATE COMMUNICATION	32,060	-	-	-	-	-	32,060	
026925	VP CORPORATE RESPONSIBILITY AND COMMUNITY AFFAIRS	49,161	-	-	-	-	-	49,161	
026940	MANAGER EXTERNAL AND BRAND COMMUNICATION	104,565	-	-	-	3,313	-	107,878	
027600	IT BUSINESS SERVICES	24,099	-	-	-	-	-	24,099	
027610	IT PROJECT MANAGEMENT OFFICE	79,693	-	-	-	94,205	-	173,898	

Expenditure Org	Expenditure Org Description	Below the					Capitalized	Other B/S	Total
		Operating	Mechanism	Line	Other I/S				
027620	IT BUSINESS ANALYSIS	92,872	-	-	-	59,559	-	152,432	
027630	IT QUALITY ASSURANCE	10,845	-	-	-	16,609	-	27,454	
027650	IT BUSINESS RELATIONSHIP MGR - CONSOLIDATED	65,655	-	-	-	-	-	65,655	
027800	IT APPLICATION PLANNING, EXECUTION AND SUPPORT	13,893	-	-	-	-	-	13,893	
027810	IT DEVELOPMENT AND SUPPORT - FINANCIAL APPS	77,688	-	-	-	38,100	-	115,788	
027820	IT DEVELOPMENT AND SUPPORT - CUSTOMER SERVICE	61,125	1,383	-	-	55,843	-	118,351	
027830	IT CUSTOMER RELATIONSHIP AND BILLING	86,395	2,345	-	-	41,546	-	130,286	
027840	IT DEVELOPMENT AND SUPPORT - OPERATIONS	76,960	-	-	-	74,427	-	151,386	
027850	IT DEVELOPMENT AND SUPPORT - INTERNAL APPS	89,011	-	-	-	19,294	-	108,305	
027860	IT DEVELOPMENT AND SUPPORT - MOBILE AND .NET PLATFORMS	81,992	-	-	-	43,970	-	125,962	
027870	IT DEVELOPMENT AND SUPPORT	6,979	-	-	-	-	-	6,979	
029640	SVP ENERGY SUPPLY AND ANALYSIS	25,016	-	-	-	-	-	25,016	
029750	PROJECT ENGINEERING	-	-	397	-	-	-	397	
023810	CLOSED 01/20 - ECONOMIC ANALYSIS	42,881	-	-	-	-	-	42,881	
027000	CLOSED 06/16 - CHIEF ADMINISTRATIVE OFFICER - SERVCO	8,852	-	-	-	-	-	8,852	
027640	CLOSED 10/16 - MANAGER - IT SERVICE MANAGEMENT PROCESS	50,345	-	-	-	-	-	50,345	
002560	CR OPERATIONS	83	-	-	-	-	-	83	
009910	LCC IT CHARGES	-	-	-	-	1,106	-	1,106	
015160	CLOSED 10/16 - MIT-DIST SVCS AND CUST SVC	-	-	-	-	(2,810)	-	(2,810)	
026480	INFORMATION TECHNOLOGY - ROLLUP	-	-	-	-	33,401	-	33,401	
	Total 2015 Gas Labor	22,480,535	458,156	44,879	-	6,932,678	1,838,044	31,754,292	
	Total Off-Duty	3,424,584	49,438	10,078	-	810,279	494,578	4,788,957	
	Total Employee Benefits	12,074,744	114,773	35,565	-	2,858,356	1,709,391	16,792,830	
	Total Payroll Taxes	2,152,227	15,552	9,398	-	507,825	293,405	2,978,407	
	Total 2015 Gas Payroll Costs	40,132,091	637,920	99,919	-	11,109,138	4,335,417	56,314,485	
	Total 2015 Electric and Gas Payroll Costs	165,552,127	1,993,299	829,933	-	39,900,939	22,850,194	231,126,492	

Expenditure Org	Expenditure Org Description	Below the Line						Total
		Operating	Mechanism	Other I/S	Capitalized	Other B/S		
2016 Payroll Costs - Electric								
000020	LG&E AND KU SERVICES COMPANY CORPORATE	(92,708)	-	-	(315)	2,345	(81,709)	
001075	TECH. AND SAFETY TRAINING DIST - LGE	32,242	-	-	-	-	32,242	
001220	BUSINESS OFFICES - LGE	202,472	-	-	-	-	202,472	
001280	METER READING - LGE	188,492	-	-	-	-	188,492	
001295	FIELD SERVICE - LGE	1,490,483	-	1,715	-	-	1,492,197	
001320	REVENUE PROTECTION - LGE	34,553	-	-	-	-	34,553	
001345	METER SHOP LGE	663,686	-	1,394	-	128,854	793,933	
002020	GENERATION SUPPORT - LGE	-	-	-	(0)	-	(0)	
002041	LGE - CANE RUN 7 ALLOCATIONS	(3,551,498)	-	-	-	-	(3,551,498)	
002042	LGE - PADDYS RUN 13 ALLOCATIONS	(150,696)	-	-	-	-	(150,696)	
002043	LGE - TRIMBLE COUNTY CTS ALLOCATIONS	(432,174)	-	-	-	-	(432,174)	
002044	LGE - TRIMBLE COUNTY STEAM ALLOCATIONS	(7,149,560)	(12,524)	-	-	-	(7,162,084)	
002060	CENT ENG/CONST MGMT	194,268	-	-	-	-	194,268	
002120	OHIO FALLS	572,881	-	-	-	53,013	625,894	
002130	CANE RUN CCGT - LGE	4,166,011	-	2,631	-	97	4,168,739	
002320	MC-COMMON PLANT	7,976,443	1,750	2,826	-	246,203	8,227,221	
002330	MC ENGINEERING AND TECHNICAL SERVICES	757,457	-	-	-	-	757,457	
002340	MC COMMERCIAL OPERATIONS	169,587	-	-	-	-	169,587	
002350	MC-LABORATORY	893,847	-	869	-	-	894,717	
002401	GEN. MGR. MILL CREEK STATION	820,286	187	-	-	-	820,473	
002480	MGR. MILL CREEK MAINTENANCE	1,468,644	3,191	-	2,354	(1,635)	1,472,555	
002481	MILL CREEK MECHANICAL MAINTENANCE	2,170,435	247,054	466	-	29,874	2,447,830	
002482	MILL CREEK I/E MAINTENANCE	2,340,547	159,227	3,571	-	94,352	2,597,698	
002530	CR COMMERCIAL OPERATIONS	46,885	-	-	-	-	46,885	
002603	FINC & BUDGTNG-POWER PROD LG&E	276,466	-	-	-	-	276,466	
002650	GENERAL MANAGER - TC	445,799	-	-	15,297	-	461,096	
002655	TRIMBLE COUNTY CTS	(35,272)	-	-	13,051	-	(22,222)	
002670	TRIMBLE COUNTY - COMMERCIAL OPERATIONS	98,939	-	-	-	114,444	213,383	
002680	TC ENGINEERING AND TECHNICAL SERVICES	787,434	-	-	-	30,669	818,103	
002710	TC-LABORATORY	553,211	-	-	-	45	553,257	
002720	TC OPERATIONS	737,507	-	-	-	11,251	748,759	
002730	TC OPER-A WATCH	962,605	-	11,138	-	1,639	975,382	
002740	TC OPER-B WATCH	1,158,120	-	235	-	2,018	1,160,373	
002750	TC OPER-C WATCH	1,171,630	-	354	-	559	1,172,542	
002760	TC OPER-D WATCH	1,225,885	-	-	-	671	1,226,556	
002770	TC-MAINTENANCE SVCS	1,400,562	-	-	-	13,049	1,413,611	
002780	TC-MAINTENANCE I/E	2,588,647	18,815	2,308	-	(1,713,607)	896,163	
002790	TC-MTCE MECHANICAL	1,877,286	22,154	1,299	-	7,078	1,907,816	
002820	MC-MATERIAL HANDLING	1,238,533	1,048	-	-	-	1,239,581	
002840	TC-MATERIAL HANDLING	447,212	-	-	-	-	447,212	
003030	SUBSTATION OPS.	665,462	-	-	-	54,941	720,403	
003070	LGE TRANSMISSION LINES	164	-	-	-	(649)	(485)	
003110	TRANSFORMERS SERVICES	239,420	-	-	-	150,875	390,295	
003160	SC M LOUISVILLE	1,211,572	-	-	-	699,179	1,910,751	
003165	TRANSMISSION SUBSTATION CONSTRUCTION - LGE	-	-	-	-	195	195	
003210	FORESTRY	142,074	-	-	-	674	142,748	
003230	STORM RESTORATION	-	-	-	-	290	290	
003300	ELECTRIC CONSTRUCTION CREWS-ESC	1,530,836	-	1,530	-	2,074,899	3,605,735	
003385	LINE LOCATING	36,407	-	-	-	-	36,407	
003400	ELECTRIC CONSTRUCTION CREWS-AOC	1,480,694	-	10,992	-	2,638,038	4,119,724	
003410	JOINT TRENCH ENHANCE AND CONNECT NETWORK	20,668	-	161	-	361,370	382,199	
003430	NETWORK OPS. 3PH COMMERCIAL	400,797	-	2,446	-	1,857,176	2,258,419	
003450	MANAGER ELECTRIC DISTRIBUTION	151,985	-	-	-	96,947	248,932	
003470	PERFORMANCE METRICS	-	-	-	-	-	-	
004010	MANAGER DISTRIBUTION DESIGN	6,737	-	-	-	67,620	74,357	
004040	DISTRIBUTION DESIGN	73,741	-	1,972	-	737,610	813,323	
004060	GAS DIST. CONTRACT CONSTRUCTION	4,152	-	-	-	141,903	146,055	
004140	MANAGER, GAS CONSTRUCTION	-	-	-	-	665	665	
004190	GAS DIST OPRS-REPAIR AND MAINTAIN	6,959	-	474	-	9,160	16,593	
004280	GAS TROUBLE	1,553	-	-	-	-	1,553	
004290	METER SHOP	2,260	-	232	-	-	2,492	
004370	ASSET INFORMATION LGE	77,762	-	-	-	-	77,762	
004380	GAS-ENGINEERS	-	-	-	-	1,090	1,090	
004450	CORROSION CONTROL	4,383	-	-	-	49,684	54,067	
004470	MULDRAUGH STORAGE	6,315	-	1,424	-	721	8,460	
004480	MAGNOLIA STORAGE	12,144	-	4,316	-	133	16,593	
004490	GAS CONTROL	7,475	-	-	-	-	7,475	
004500	INSTR., MEASUREMENT	2,715	-	-	-	23,035	25,749	
004510	SYSTEM REGULATION OPERATION	1,327	-	295	-	6,761	8,382	
004600	GAS REGULATORY SERVICES	16,935	-	-	-	16,170	33,104	
005310	FACILITIES MTCE	112,313	-	-	-	369	112,682	
006250	CORPORATE	(2,139,601)	-	(25,451)	-	-	(2,165,052)	
006264	TC (IMEA/IMPA PARTNER ALLOCATION	(2,499,977)	(7,111)	-	-	-	(2,507,088)	
006630	LGE - TELECOMMUNICATIONS	217,142	59	982	-	157,021	375,221	
008890	LGE OPERATING SERVICES CHARGES	-	-	-	-	388	388	
008910	LGE IT CHARGES	11,075	-	-	-	14,826	25,901	
010603	FINC & BUDGTNG-POWER PROD KU	2,101	-	-	-	-	2,101	
011066	AREA 6	230	-	-	-	-	230	
011069	AREA 9	254	-	-	-	-	254	
011071	AREA 11	278	-	-	-	319	597	
012050	SC AND M DANVILLE	25	-	-	-	1,461	1,486	
012160	DANVILLE OPERATIONS CENTER	-	-	-	-	1,969	1,969	
012460	ELIZABETHTOWN OPERATIONS CENTER	-	-	-	-	7,787	7,787	
013040	SC AND M LEXINGTON	488	-	-	-	1,188	1,676	
013660	MAYSVILLE OPERATIONS CENTER	-	-	-	-	99	99	
013910	CLOSED 06/20 - MANAGER - LEXINGTON OPERATIONS CENTER	1,385	-	-	-	10,551	11,936	
014160	PINEVILLE OPERATIONS CENTER	-	-	-	-	28	28	
014370	ASSET INFORMATION - KU	-	-	-	-	6,942	6,942	
014940	SC AND M PINEVILLE	310	-	-	-	6,116	6,426	
015730	GENERATION SUPPORT - KU	-	-	-	-	(0)	(0)	
015970	KU - TELECOMMUNICATIONS	248,513	-	-	-	50,143	298,656	
016130	GREEN RIVER - OPERATIONS	30,291	-	-	-	-	30,291	
016230	EWB OPER / RESULTS	-	-	-	-	172	172	
016260	EWB E AND I MNTC	-	-	-	-	5,650	5,650	
016650	GHENT - OPERATIONS SHIFTS	-	-	-	-	556	556	
016720	KU - BRCT JOINT OWNERSHIP ALLOCATIONS	273,998	-	-	-	-	273,998	
017660	NORTON OPERATIONS CENTER	-	-	-	-	45	45	
018910	KU IT CHARGES	7,109	-	-	-	19,450	26,558	
021000	CHAIRMAN AND CEO	286,758	-	-	-	-	286,758	
021015	01 DIRECTOR SYSTEMS, OPS AND PLANNING	74,063	-	-	-	-	74,063	
021020	DIRECTOR KU OPERATIONS	890	-	-	-	-	890	
021035	VP CUSTOMER SERVICES - SERVCO	71,146	-	-	-	-	71,146	

Expenditure Org	Expenditure Org Description	Below the					Capitalized	Other B/S	Total
		Operating	Mechanism	Line	Other I/S				
021055	VP ELECTRIC DISTRIBUTION - LKS	107,690	-	-	-	-	2,022	109,712	
021070	DIRECTOR - ASSET MANAGEMENT	27,408	-	-	-	-	28,080	55,488	
021071	SYSTEM ANALYSIS AND PLANNING - DIST	121,199	-	-	-	4,191	144,581	269,972	
021072	ELECTRICAL ENGINEERING AND PLANNING GROUP - LKS	2,606	-	-	-	2,606	70,541	171,601	
021073	DIST SYSTEMS, COMPLIANCE AND EMER PREP	1,283	-	-	-	774	176,294	178,351	
021075	ELECTRIC CODES AND STANDARDS	75,758	-	-	-	8,079	109,947	193,784	
021076	ASSET INFORMATION-LKS	17,620	-	-	-	-	63,197	80,817	
021080	DISTRIBUTION SYSTEM ADMINISTRATION	129,622	-	-	-	26,199	-	155,821	
021204	CCS RETAIL SUPPORT	191,330	-	-	-	260	-	191,590	
021205	RESIDENTIAL SERVICE CENTER	1,699,139	-	-	-	655	-	1,699,794	
021220	BUSINESS OFFICES	121,749	-	-	-	-	-	121,749	
021225	BUSINESS SERVICE CENTER	292,566	-	-	-	-	-	292,566	
021250	DIRECTOR CUSTOMER SERVICE AND MARKETING	79,846	-	-	-	-	-	79,846	
021251	COMPLAINTS AND INQUIRY	81,751	-	0	-	-	-	81,751	
021280	MANAGER - METER READING	91,700	-	-	-	-	-	91,700	
021315	MANAGER, FIELD SERVICE OPERATIONS	341,076	-	758	-	-	-	341,834	
021320	MANAGER - METER ASSET MANAGEMENT - LKS	202,564	-	-	-	-	-	202,564	
021325	DIRECTOR REVENUE COLLECTION	33,719	-	-	-	-	-	33,719	
021326	BUSINESS PROCESS MANAGEMENT & OPERATIONAL PERFORMANCE	217,018	-	-	-	4,878	-	221,896	
021330	MANAGER REMITTANCE AND COLLECTION	331,317	-	-	-	428	-	331,745	
021331	REVENUE ASSURANCE	74,080	-	-	-	-	-	74,080	
021335	FEDERAL REGULATION & POLICY	156,696	-	-	-	-	-	156,696	
021360	MANAGER BUSINESS SERVICES	314,044	-	(283)	-	-	-	313,761	
021370	DIRECTOR, SAP UPGRADE PROJECT	24,064	324	-	-	350,414	-	374,802	
021390	MANAGER MARKETING	124,651	-	-	-	-	-	124,651	
021410	DIRECTOR BUSINESS & ECONOMIC DEVELOPMENT AND ENERGY EFFICIENC	77,139	-	-	-	-	-	77,139	
021415	MANAGER, SMART GRID STRATEGY	62,417	31,156	-	-	-	6,619	100,193	
021420	ENERGY EFFICIENCY OPERATIONS	1,728	318,671	-	-	-	-	320,399	
021440	VP STATE REGULATION AND RATES	524,833	-	-	-	-	-	524,833	
021500	DIRECTOR SAFETY AND TECHNICAL TRAINING	75,287	-	-	-	-	-	75,287	
021520	ENERGY EFFICIENCY OPERATIONS - NON DSM	2,113	132,313	-	-	-	-	134,427	
021900	PRESIDENT AND COO	192,410	-	-	-	-	-	192,410	
022025	GENERATION TURBINE GENERATOR SPECIALIST	440,877	-	-	-	6,113	-	446,990	
022060	DIRECTOR - GENERATION SERVICES	139,208	-	186	-	-	373	139,767	
022065	MANAGER - SYSTEM LAB AND ENV. COMPL.	365,144	-	-	-	-	-	365,144	
022070	RESEARCH AND DEVELOPMENT	147,888	-	-	-	-	-	147,888	
022080	MANAGER, COMPLIANCE AND DOCUMENT MANAGEMENT	286,420	-	-	-	-	-	286,420	
022100	VP - TRANSMISSION AND GENERATION SERVICES - SERVCO	80,834	-	-	-	43,719	-	124,552	
022110	MANAGER - GENERATION ENGINEERING	1,310,087	-	-	-	7,716	-	1,317,803	
022200	VP - POWER GENERATION	439,205	-	-	-	91,152	33,150	563,507	
022210	DIRECTOR, COMMERCIAL OPERATIONS	147,714	-	-	-	-	77,141	224,855	
022220	LKS - CANE RUN COMMERCIAL OPS	55,344	-	-	-	-	130,892	186,235	
022230	LKS - MILL CREEK COMMERCIAL OPS	90,517	-	-	-	-	109,706	200,223	
022240	LKS - TRIMBLE COUNTY COMMERCIAL OPS	70,244	-	-	-	-	146,786	217,030	
022250	LKS - GHENT COMMERCIAL OPS	84,564	-	-	-	-	63,503	148,067	
022260	LKS - EW BROWN COMMERCIAL OPS	84,387	-	-	-	-	37,953	122,341	
022800	DIRECTOR - FUELS MANAGEMENT	223,978	-	-	-	-	-	223,978	
022810	DIRECTOR - CORPORATE FUELS AND BY PRODUCTS	815,818	7,233	-	-	-	-	823,051	
022970	GENERATION SYSTEM PLANNING	365,031	-	-	-	-	-	365,031	
023000	VICE PRESIDENT - TRANSMISSION	60,240	-	-	-	-	-	60,240	
023003	DIRECTOR TRANSMISSION ENGINEERING & CONSTRUCTION	3,451	-	-	-	-	3,464	6,915	
023005	DIR TRANS STRATEGY & PLANNING	53,826	-	-	-	-	26,161	79,987	
023010	DIRECTOR - TRANSMISSION	31,683	-	-	-	-	26,089	57,772	
023020	TRANSMISSION SYSTEM OPERATIONS	1,442,911	-	-	-	-	-	1,442,911	
023040	TRANSMISSION ENERGY MANAGEMENT SYSTEMS	261,812	-	-	-	-	-	261,812	
023050	TRANSMISSION STRATEGY & PLANNING	171,683	-	-	-	-	262,862	434,546	
023055	TRANSMISSION RELIABILITY PERFORMANCE/STANDARDS-LKS	76,564	-	-	-	-	81,163	157,728	
023060	TRANSMISSION SUBSTATION ENGINEERING - LKS	278,795	-	-	-	52,011	200,578	531,383	
023065	TRANSMISSION SUBSTATION CONSTRUCTION - LKS	140,212	-	-	-	118,736	215,540	474,487	
023070	MANAGER - TRANSMISSION LINES	109,541	-	-	-	121,728	421,223	652,491	
023076	TRANSMISSION PROJECT MANAGEMENT	-	-	-	-	-	975	975	
023080	TRANS RELIABILITY & COMPLIANCE	117,877	-	-	-	-	-	117,877	
023090	TRANSMISSION POLICY & TARIFFS	106,068	-	-	-	-	-	106,068	
023110	TRANSFORMER SERVICES	8,900	-	-	-	48,988	-	57,888	
023130	MANAGER SUBSTATION CONSTRUCTION AND MAINTENANCE	11,653	-	-	-	1,964	81,902	95,519	
023200	01 DIRECTOR LG&E DISTRIBUTION OPS	48,001	-	-	-	-	40,402	88,402	
023210	LKS - FORESTRY	70,275	-	-	-	-	-	70,275	
023220	MGR SYSTEM RESTORATION AND OPERATIONS	959,668	-	-	-	304,107	387,811	1,651,586	
023550	SUBSTATION ENGINEERING AND DESIGN	27,670	-	-	-	219,782	193,365	440,816	
023640	ELECTRIC DISTRIBUTION & CUST SERV BUDGETING	240,718	-	-	-	-	-	240,718	
023800	ENERGY PLANNING ANALYSIS AND FORECASTING	63,870	-	-	-	-	-	63,870	
023815	SALES ANALYSIS & FORECASTING	121,822	-	-	-	-	-	121,822	
024475	GAS STORAGE, CONTROL AND COMPLIANCE	-	-	-	-	327	-	327	
025000	SVP HUMAN RESOURCES	153,791	-	-	-	-	-	153,791	
025200	DIR - HUMAN RESOURCES	207,584	-	-	-	-	-	207,584	
025210	TECHNICAL TRAINING GENERATION AND TRANSMISSION	249,588	-	-	-	-	-	249,588	
025270	INDUSTRIAL RELATIONS & HRIS	93,436	-	-	-	-	-	93,436	
025300	DIRECTOR HR - CORPORATE	121,881	-	-	-	-	-	121,881	
025410	DIRECTOR SUPPLY CHAIN AND LOGISTICS	131,466	-	-	-	-	31,175	162,641	
025415	IT SOURCING AND CONTRACT MANAGEMENT	212,543	-	-	-	-	-	212,543	
025420	CORPORATE PURCHASING	153,077	16,871	-	-	-	-	169,948	
025430	MANAGER SUPPLY CHAIN ED/TRANSMISSION	262,485	-	-	-	-	-	262,485	
025450	MANAGER MATERIAL SERVICES AND LOGISTICS	16,823	-	-	-	-	178,630	195,453	
025460	MANAGER - SUPPLIER DIVERSITY	42,212	-	-	-	-	655	42,867	
025470	SARBANES OXLEY	53,213	-	-	-	-	-	53,213	
025500	DIRECTOR OPERATING SERVICES	82,396	-	-	-	-	-	82,396	
025510	CONTRACT MANAGER - XEROX CORP.	35,829	-	-	-	-	-	35,829	
025530	MANAGER TRANSPORTATION	-	-	-	-	-	107,026	107,026	
025550	MANAGER OFFICE FACILITIES	111,979	-	-	-	541	161	112,681	
025551	FACILITY OPERATIONS NORTH	29,849	-	-	-	-	-	29,849	
025552	FACILITY OPERATIONS CENTRAL	29,365	-	-	-	-	-	29,365	
025553	FACILITY OPERATIONS SOUTH	30,024	-	-	-	-	-	30,024	
025555	FACILITY OPERATIONS - LEXINGTON	27,776	-	-	-	-	-	27,776	
025560	FACILITY OPERATIONS DATA/CONTROL CENTER	30,508	-	-	-	-	-	30,508	
025580	MANAGER REAL ESTATE AND RIGHT OF WAY	139,833	-	-	-	19,611	143,377	302,821	
025590	CORPORATE SECURITY / BUSINESS CONTINUITY	226,313	-	-	-	-	-	226,313	
025593	PROJECT PLANNING AND MANAGEMENT	86,491	-	-	-	51,382	754	138,626	
025594	CORPORATE FACILITY SERVICES	34,377	-	-	-	(477)	-	33,901	
025620	MANAGER HEALTH AND SAFETY	88,766	-	-	-	-	-	88,766	
025650	DIRECTOR ENVIRONMENTAL AFFAIRS	510,452	-	-	-	-	-	510,452	
025660	STAFFING SERVICES	206,428	-	-	-	-	-	206,428	
025670	COMPENSATION/HR POLICY & COMPLIANCE	77,466	-	-	-	-	-	77,466	
025680	MANAGER BENEFITS AND RECORDS	152,045	-	-	-	1,126	-	153,170	
025700	DIRECTOR - HUMAN RESOURCES	229,233	-	-	-	-	-	229,233	

Expenditure Org	Expenditure Org Description	Below the Line					Capitalized	Other B/S	Total
		Operating	Mechanism	Line	Other I/S				
025710	ELECTRIC TECHNICAL TRAINING AND PUBLIC SAFETY	256,705	-	-	-	0	-	256,705	
025720	ELECTRIC DISTRIBUTION AND TRANSMISSION SAFETY	223,001	-	-	-	-	3,073	226,074	
025730	GAS SAFETY AND TECHNICAL TRAINING	389	-	-	-	-	-	389	
025770	MANAGER ORGANIZATIONAL DEVELOPMENT	142,460	-	-	-	-	-	142,460	
025775	HRIS	130,541	-	-	-	-	-	130,541	
025780	MANAGER DIVERSITY STRATEGY	33,997	-	-	-	-	-	33,997	
026020	FINANCIAL PLANNING & BUDGETING	102,479	-	-	-	-	-	102,479	
026030	GENERATION, PE, AND SAFETY BUDGETING	249,027	-	-	-	129,919	2,708	381,654	
026045	DIRECTOR CORPORATE TAX	275,974	-	-	-	-	-	275,974	
026050	CFO	124,083	-	-	-	-	-	124,083	
026080	MANAGER REVENUE ACCOUNTING	206,782	-	-	-	-	-	206,782	
026120	MANAGER PROPERTY ACCOUNTING	288,674	-	-	-	-	-	288,674	
026130	CONTROLLER	94,063	-	-	-	-	-	94,063	
026135	DIRECTOR - ACCOUNTING AND REGULATORY REPORTING	64,530	-	-	-	-	-	64,530	
026140	MANAGER - FINANCIAL PLANNING	178,219	-	-	-	-	-	178,219	
026145	SHARED SERVICES & CORPORATE BUDGETING	176,653	-	-	-	10,871	-	187,524	
026150	FINANCIAL ACCOUNTING AND ANALYSIS	157,568	-	-	-	-	-	157,568	
026155	FINANCIAL REPORTING	153,615	-	-	-	-	-	153,615	
026160	REGULATORY ACCOUNTING AND REPORTING	208,178	-	-	-	-	-	208,178	
026170	MANAGER - CUSTOMER ACCOUNTING	530,488	-	-	-	620	-	531,108	
026190	CORPORATE ACCOUNTING	168,249	-	-	-	-	-	168,249	
026200	SUPPLY CHAIN SUPPORT	299,868	-	-	-	-	-	299,868	
026310	MANAGER PAYROLL	139,396	-	-	-	-	-	139,396	
026330	TREASURER	98,507	-	-	-	-	-	98,507	
026350	RISK MANAGEMENT	77,569	-	-	-	-	-	77,569	
026370	CORPORATE FINANCE	136,161	-	-	-	-	-	136,161	
026390	CREDIT/CONTRACT ADMINISTRATION	102,403	-	-	-	-	-	102,403	
026400	AUDIT SERVICES	333,621	-	314	-	-	-	333,934	
026490	CHIEF INFORMATION OFFICER	147,700	-	-	-	-	-	147,700	
026492	SER IT CHARGES	16	-	-	-	(35,918)	-	(35,903)	
026496	IT SOURCE PROJECT CLEARING	-	-	-	-	(11,338)	-	(11,338)	
026600	IT INFRASTRUCTURE AND OPERATIONS	90,749	-	-	-	14,782	-	105,531	
026615	ARCHITECTURE AND ENGINEERING	237,669	-	-	-	15,290	-	252,959	
026625	TRANSPORT ENGINEERING	283,717	-	-	-	77,588	118	361,422	
026634	CLOSED DATA CENTER OPERATIONS	32,598	-	-	-	-	-	32,598	
026635	WORKSTATION ENGINEERING	380,685	-	-	-	44,111	-	424,795	
026636	IT CIP INFRASTRUCTURE	270,508	-	-	-	17,464	-	287,972	
026637	DATA CENTER OPERATIONS	390,893	-	-	-	22,635	-	413,527	
026645	UNIFIED COMMUNICATIONS AND COLLABORATION	635,275	-	-	-	32,467	171	667,914	
026646	INFRASTRUCTURE SERVICES	527,309	-	-	-	85,454	-	612,762	
026680	CLIENT SUPPORT SERVICES	65,566	-	-	-	446	-	66,013	
026740	IT SECURITY AND RISK MANAGEMENT	94,454	-	-	-	-	-	94,454	
026742	IT SECURITY	368,080	-	-	-	27,768	-	395,848	
026744	IT SECURITY RISK MANAGEMENT	139,854	-	-	-	26,472	-	166,326	
026760	IT TRAINING	96,437	-	-	-	75	-	96,512	
026772	TECHNOLOGY SUPPORT CENTER	363,577	-	-	-	15,394	-	378,972	
026774	DESKTOP OPERATIONS	255,702	-	-	-	71,485	51	327,238	
026850	VP EXTERNAL AFFAIRS	-	-	152,792	-	-	-	152,792	
026900	LEGAL DEPARTMENT - LKS	915,802	-	7,418	-	114,662	-	1,037,883	
026905	COMPLIANCE DEPT	259,657	-	-	-	-	-	259,657	
026910	GENERAL COUNSEL - LKS	124,057	-	-	-	-	-	124,057	
026920	DIRECTOR - CORPORATE COMMUNICATION	116,739	-	-	-	-	-	116,739	
026925	VP CORPORATE RESPONSIBILITY AND COMMUNITY AFFAIRS	191,012	-	-	-	-	-	191,012	
026940	MANAGER EXTERNAL AND BRAND COMMUNICATION	420,000	-	-	-	-	-	420,000	
027600	IT BUSINESS SERVICES	107,982	-	-	-	2,801	-	110,783	
027610	IT PROJECT MANAGEMENT OFFICE	313,791	-	-	-	211,357	12,328	537,476	
027620	IT BUSINESS ANALYSIS	348,932	-	-	-	155,117	-	504,049	
027630	IT QUALITY ASSURANCE	52,626	-	-	-	46,576	-	99,202	
027650	IT BUSINESS RELATIONSHIP MGR - CONSOLIDATED	239,614	-	-	-	-	-	239,614	
027800	IT APPLICATION PLANNING, EXECUTION AND SUPPORT	67,985	-	-	-	3,018	4,884	75,887	
027810	IT DEVELOPMENT AND SUPPORT - FINANCIAL APPS	310,921	-	-	-	85,336	-	396,256	
027820	IT DEVELOPMENT AND SUPPORT - CUSTOMER SERVICE	226,754	-	-	-	133,942	-	360,696	
027830	IT CUSTOMER RELATIONSHIP AND BILLING	178,861	17,877	-	-	199,175	7,720	403,633	
027840	IT DEVELOPMENT AND SUPPORT - OPERATIONS	307,684	-	-	-	120,851	212	428,747	
027850	IT DEVELOPMENT AND SUPPORT - INTERNAL APPS	362,890	-	-	-	34,084	-	396,974	
027860	IT DEVELOPMENT AND SUPPORT - MOBILE AND .NET PLATFORMS	305,292	-	-	-	162,647	-	467,939	
027870	IT DEVELOPMENT AND SUPPORT	37,881	-	-	-	51,267	3,879	93,027	
029640	SVP ENERGY SUPPLY AND ANALYSIS	87,198	-	-	-	-	-	87,198	
029660	DIRECTOR - POWER SUPPLY	875,976	-	-	-	-	-	875,976	
029750	PROJECT ENGINEERING	35,814	-	-	-	2,764,190	36,194	2,836,198	
029760	GENERATION SAFETY	178,974	-	-	-	-	-	178,974	
023810	CLOSED 01/20 - ECONOMIC ANALYSIS	75,361	-	-	-	-	-	75,361	
027640	CLOSED 10/16 - MANAGER - IT SERVICE MANAGEMENT PROCESS	3,143	-	-	-	-	-	3,143	
002560	CR OPERATIONS	51,913	-	-	-	29,546	-	81,458	
022805	CORPORATE FUELS RISK MANAGEMENT	2,125	-	-	-	-	-	2,125	
002030	G.M.-CANE RUN, OHIO FALLS AND CT	2,680	-	6,600	-	-	-	9,280	
002280	MGR. CANE RUN MAINTENANCE	10,811	-	-	-	39,415	-	50,226	
002990	TRIMBLE COUNTY 2 CONSTRUCTION - LGE	-	-	-	-	919,527	-	919,527	
008834	LGE - GHENT COMMERCIAL OPS	(9,812)	-	-	-	-	9,812	(0)	
008835	LGE - BROWN COMMERCIAL OPS	(24,040)	-	-	-	-	24,040	(0)	
009910	LCC IT CHARGES	221	-	-	-	-	-	221	
015795	TRIMBLE COUNTY 2 CONSTRUCTION - KU	-	-	-	-	801,885	-	801,885	
008965	LGE - FED REGULATORY CHARGES	134,380	-	-	-	-	-	134,380	
Total 2016 Electric Labor		65,471,685	958,295	204,934	-	16,117,702	11,631,369	94,383,985	
Total Off-Duty		10,426,158	177,451	35,145	-	2,554,723	1,631,937	14,825,415	
Total Employee Benefits		31,153,219	337,873	119,867	-	7,623,779	4,906,665	44,141,402	
Total Payroll Taxes		6,177,179	51,405	20,578	-	1,609,974	941,206	8,800,341	
Total 2016 Electric Payroll Costs		113,228,240	1,525,023	380,525	-	27,906,178	19,111,177	162,151,143	

Expenditure Org	Expenditure Org Description	Below the Line					Capitalized	Other B/S	Total
		Operating	Mechanism	Line	Other I/S				
		2016 Payroll Costs - Gas							
000020	LG&E AND KU SERVICES COMPANY CORPORATE	(26,148)	-	2,530	-	(135)	-	(23,754)	
001220	BUSINESS OFFICES - LGE	159,085	-	-	-	-	-	159,085	
001280	METER READING - LGE	148,101	-	-	-	-	-	148,101	
001295	FIELD SERVICE - LGE	-	-	484	-	-	-	484	
001320	REVENUE PROTECTION - LGE	27,148	-	-	-	-	-	27,148	
001345	METER SHOP LGE	-	-	393	-	-	-	393	
002130	CANE RUN CCGT - LGE	-	-	742	-	-	-	742	
002320	MC-COMMON PLANT	-	-	797	-	415	-	1,212	
002350	MC-LABORATORY	-	-	245	-	-	-	245	
002481	MILL CREEK MECHANICAL MAINTENANCE	-	-	132	-	-	-	132	
002482	MILL CREEK I/E MAINTENANCE	-	-	1,007	-	-	-	1,007	
002730	TC OPER-A WATCH	-	-	3,141	-	555	-	3,697	
002740	TC OPER-B WATCH	-	-	66	-	865	-	931	
002750	TC OPER-C WATCH	-	-	100	-	-	-	100	
002760	TC OPER-D WATCH	14,767	-	-	-	-	-	14,767	
002780	TC-MAINTENANCE I/E	-	-	651	-	-	-	651	
002790	TC-MTCE MECHANICAL	-	-	366	-	-	-	366	
003160	SC M LOUISVILLE	1,085	-	-	-	430	534	2,048	
003300	ELECTRIC CONSTRUCTION CREWS-ESC	220	-	432	-	1,206	-	1,857	
003385	LINE LOCATING	36,407	-	-	-	-	-	36,407	
003400	ELECTRIC CONSTRUCTION CREWS-AOC	2,889	-	3,100	-	202	-	6,191	
003430	NETWORK OPS. 3PH COMMERCIAL	1,062	-	180	-	3,372	-	4,614	
003470	PERFORMANCE METRICS	12,300	-	-	-	-	117,776	130,076	
004010	MANAGER DISTRIBUTION DESIGN	22,925	-	-	-	51,491	8,279	82,695	
004040	DISTRIBUTION DESIGN	24,298	-	-	-	492,405	53,537	570,240	
004060	GAS DIST. CONTRACT CONSTRUCTION	25,851	-	-	-	1,570,105	-	1,595,957	
004100	DIRECTOR - GAS CONSTRUCTION AND OPERATIONS AND ENGINEERING	109,357	-	-	-	55,252	36,754	201,362	
004140	MANAGER, GAS CONSTRUCTION	1,188	-	-	-	586,937	60,419	648,544	
004190	GAS DIST OPRS-REPAIR AND MAINTAIN	1,562,552	278,848	134	-	2,130,489	52,696	4,024,719	
004210	SVC DEL-MULDRAUGH	5,868	-	-	-	-	-	5,868	
004220	SVC DEL-BARDSTOWN	193,950	17,722	-	-	82,393	-	294,065	
004270	GAS DISPATCH	636,709	-	-	-	145,086	-	781,795	
004280	GAS TROUBLE	1,387,994	15,544	-	-	91,468	-	1,495,006	
004290	METER SHOP	89,854	-	65	-	193,620	-	283,540	
004370	ASSET INFORMATION LGE	55,096	-	-	-	-	205,928	261,023	
004380	GAS-ENGINEERS	96,857	-	-	-	64,494	211,121	372,472	
004385	TRANSMISSION INTEGRITY & COMPLIANCE	585,678	-	-	-	6,661	20,729	613,068	
004450	CORROSION CONTROL	791,509	-	-	-	42,803	-	834,311	
004470	MULDRAUGH STORAGE	2,384,117	13,396	1,850	-	310,991	90,129	2,800,483	
004475	DIR. GAS CONTROL AND STORAGE - LGE	55,311	-	-	-	-	51,583	106,894	
004480	MAGNOLIA STORAGE	1,907,614	958	1,217	-	148,233	56,499	2,114,522	
004490	GAS CONTROL	816,232	-	-	-	-	48,934	865,166	
004500	INSTR., MEASUREMENT	479,237	-	-	-	132,762	-	612,000	
004510	SYSTEM REGULATION OPERATION	1,081,969	-	83	-	163,129	41,593	1,286,774	
004560	GAS PROCUREMENT	619,160	-	-	-	-	-	619,160	
004600	GAS REGULATORY SERVICES	666,923	2,467	-	-	83,493	3,940	756,822	
005310	FACILITIES MTCE	31,959	-	-	-	158	-	32,117	
006250	CORPORATE	(603,318)	-	(7,178)	-	-	472,606	(137,890)	
006630	LGE - TELECOMMUNICATIONS	89,852	17	277	-	49,788	-	139,933	
008890	LGE OPERATING SERVICES CHARGES	-	-	-	-	166	-	166	
008910	LGE IT CHARGES	3,124	-	-	-	6,354	-	9,478	
010603	FINC & BUDGTNG-POWER PROD KU	593	-	-	-	-	-	593	
011066	AREA 6	181	-	-	-	-	-	181	
011069	AREA 9	199	-	-	-	-	-	199	
011071	AREA 11	218	-	-	-	137	-	355	
012050	SC AND M DANVILLE	-	-	-	-	29	-	29	
012460	ELIZABETHTOWN OPERATIONS CENTER	-	-	-	-	3,281	-	3,281	
013860	MAYSVILLE OPERATIONS CENTER	-	-	-	-	43	-	43	
013910	CLOSED 06/20 - MANAGER - LEXINGTON OPERATIONS CENTER	-	-	-	-	3,645	-	3,645	
014160	PINEVILLE OPERATIONS CENTER	-	-	-	-	12	-	12	
014370	ASSET INFORMATION - KU	-	-	-	-	2,975	-	2,975	
014940	SC AND M PINEVILLE	17	-	-	-	-	-	17	
015970	KU - TELECOMMUNICATIONS	106,419	-	-	-	18,421	-	124,841	
016230	EWB OPER / RESULTS	-	-	-	-	74	-	74	
016650	GHENT - OPERATIONS SHIFTS	-	-	-	-	238	-	238	
017660	NORTON OPERATIONS CENTER	-	-	-	-	19	-	19	
018910	KU IT CHARGES	2,005	-	-	-	8,336	-	10,341	
021000	CHAIRMAN AND CEO	80,881	-	-	-	-	-	80,881	
021020	DIRECTOR KU OPERATIONS	699	-	-	-	-	-	699	
021035	VP CUSTOMER SERVICES - SERVCO	40,192	-	-	-	-	-	40,192	
021070	DIRECTOR - ASSET MANAGEMENT	-	-	-	-	-	12,034	12,034	
021072	ELECTRICAL ENGINEERING AND PLANNING GROUP - LKS	-	-	-	-	1,117	-	1,117	
021075	ELECTRIC CODES AND STANDARDS	-	-	-	-	3,462	-	3,462	
021076	ASSET INFORMATION-LKS	-	-	-	-	-	40,854	40,854	
021080	DISTRIBUTION SYSTEM ADMINISTRATION	187,005	-	-	-	11,228	-	198,233	
021204	CCS RETAIL SUPPORT	149,926	-	-	-	104	-	150,031	
021205	RESIDENTIAL SERVICE CENTER	1,330,482	-	-	-	281	-	1,330,762	
021220	BUSINESS OFFICES	95,660	-	-	-	-	-	95,660	
021225	BUSINESS SERVICE CENTER	204,310	-	-	-	-	-	204,310	
021250	DIRECTOR CUSTOMER SERVICE AND MARKETING	23,054	-	-	-	-	-	23,054	
021251	COMPLAINTS AND INQUIRY	64,233	-	0	-	-	-	64,233	
021280	MANAGER - METER READING	72,026	-	-	-	-	-	72,026	
021315	MANAGER, FIELD SERVICE OPERATIONS	-	-	214	-	-	-	214	
021325	DIRECTOR REVENUE COLLECTION	26,440	-	-	-	-	-	26,440	
021326	BUSINESS PROCESS MANAGEMENT & OPERATIONAL PERFORMANCE	61,210	-	-	-	2,091	-	63,301	
021330	MANAGER REMITTANCE AND COLLECTION	259,859	-	-	-	183	-	260,042	
021331	REVENUE ASSURANCE	58,206	-	-	-	-	-	58,206	
021335	FEDERAL REGULATION & POLICY	44,196	-	-	-	-	-	44,196	
021360	MANAGER BUSINESS SERVICES	246,365	-	(80)	-	-	-	246,285	
021370	DIRECTOR, SAP UPGRADE PROJECT	18,742	-	-	-	150,177	-	168,920	
021390	MANAGER MARKETING	35,158	-	-	-	-	-	35,158	
021410	DIRECTOR BUSINESS & ECONOMIC DEVELOPMENT AND ENERGY EFFICIENC	21,757	-	-	-	-	-	21,757	
021415	MANAGER, SMART GRID STRATEGY	17,605	-	-	-	-	2,837	20,442	
021420	ENERGY EFFICIENCY OPERATIONS	492	67,852	-	-	-	-	68,344	
021440	VP STATE REGULATION AND RATES	184,852	-	-	-	-	-	184,852	

Expenditure Org	Expenditure Org Description	Below the					Capitalized	Other B/S	Total
		Operating	Mechanism	Line	Other I/S				
021500	DIRECTOR SAFETY AND TECHNICAL TRAINING	16,332	-	-	-	-	-	16,332	
021520	ENERGY EFFICIENCY OPERATIONS - NON DSM	766	140,405	-	-	-	-	141,171	
021900	PRESIDENT AND COO	54,270	-	-	-	-	-	54,270	
022060	DIRECTOR - GENERATION SERVICES	-	-	52	-	-	-	52	
022100	VP - TRANSMISSION AND GENERATION SERVICES - SERVCO	1,585	-	-	-	-	-	1,585	
022970	GENERATION SYSTEM PLANNING	3,885	-	-	-	-	-	3,885	
023055	TRANSMISSION RELIABILITY PERFORMANCE/STANDARDS-LKS	358	-	-	-	-	-	358	
023065	TRANSMISSION SUBSTATION CONSTRUCTION - LKS	-	-	-	-	77	-	77	
023220	MGR SYSTEM RESTORATION AND OPERATIONS	-	-	-	-	64	-	64	
023550	SUBSTATION ENGINEERING AND DESIGN	-	-	-	-	25	-	25	
023640	ELECTRIC DISTRIBUTION & CUST SERV BUDGETING	67,895	-	-	-	-	-	67,895	
023800	ENERGY PLANNING ANALYSIS AND FORECASTING	15,259	-	-	-	-	-	15,259	
023815	SALES ANALYSIS & FORECASTING	34,360	-	-	-	-	-	34,360	
024000	VP - GAS DISTRIBUTION	274,424	-	-	-	-	-	274,424	
024475	GAS STORAGE, CONTROL AND COMPLIANCE	76,480	-	-	-	-	151,182	227,662	
025000	SVP HUMAN RESOURCES	43,377	-	-	-	-	-	43,377	
025200	DIR - HUMAN RESOURCES	58,549	-	-	-	-	-	58,549	
025270	INDUSTRIAL RELATIONS & HRIS	26,354	-	-	-	-	-	26,354	
025300	DIRECTOR HR - CORPORATE	34,377	-	-	-	-	-	34,377	
025410	DIRECTOR SUPPLY CHAIN AND LOGISTICS	37,080	-	-	-	-	315	37,395	
025415	IT SOURCING AND CONTRACT MANAGEMENT	59,948	-	-	-	-	-	59,948	
025420	CORPORATE PURCHASING	43,176	13,581	-	-	-	-	56,756	
025430	MANAGER SUPPLY CHAIN ED/TRANSMISSION	74,034	-	-	-	-	-	74,034	
025450	MANAGER MATERIAL SERVICES AND LOGISTICS	4,745	-	-	-	-	284	5,029	
025460	MANAGER - SUPPLIER DIVERSITY	10,967	-	-	-	-	-	10,967	
025470	SARBANES OXLEY	15,009	-	-	-	-	-	15,009	
025500	DIRECTOR OPERATING SERVICES	23,240	-	-	-	-	-	23,240	
025510	CONTRACT MANAGER - XEROX CORP.	10,106	-	-	-	-	-	10,106	
025530	MANAGER TRANSPORTATION	-	-	-	-	-	23,494	23,494	
025550	MANAGER OFFICE FACILITIES	31,584	-	-	-	123	-	31,706	
025551	FACILITY OPERATIONS NORTH	8,419	-	-	-	-	-	8,419	
025552	FACILITY OPERATIONS CENTRAL	8,282	-	-	-	-	-	8,282	
025553	FACILITY OPERATIONS SOUTH	8,468	-	-	-	-	-	8,468	
025555	FACILITY OPERATIONS - LEXINGTON	7,834	-	-	-	-	-	7,834	
025560	FACILITY OPERATIONS DATA/CONTROL CENTER	8,605	-	-	-	-	-	8,605	
025580	MANAGER REAL ESTATE AND RIGHT OF WAY	39,440	-	-	-	-	143,357	182,796	
025590	CORPORATE SECURITY / BUSINESS CONTINUITY	63,832	-	-	-	-	-	63,832	
025593	PROJECT PLANNING AND MANAGEMENT	21,708	-	-	-	16,002	-	37,710	
025594	CORPORATE FACILITY SERVICES	9,696	-	-	-	(204)	-	9,492	
025620	MANAGER HEALTH AND SAFETY	25,037	-	-	-	-	-	25,037	
025650	DIRECTOR ENVIRONMENTAL AFFAIRS	143,738	-	-	-	-	-	143,738	
025660	STAFFING SERVICES	58,223	-	-	-	-	-	58,223	
025670	COMPENSATION/HR POLICY & COMPLIANCE	21,849	-	-	-	-	-	21,849	
025680	MANAGER BENEFITS AND RECORDS	42,884	-	-	-	482	-	43,367	
025700	DIRECTOR - HUMAN RESOURCES	64,655	-	-	-	-	-	64,655	
025730	GAS SAFETY AND TECHNICAL TRAINING	398,771	-	-	-	217	-	398,989	
025770	MANAGER ORGANIZATIONAL DEVELOPMENT	40,181	-	-	-	-	-	40,181	
025775	HRIS	36,819	-	-	-	-	-	36,819	
025780	MANAGER DIVERSITY STRATEGY	9,589	-	-	-	-	-	9,589	
026020	FINANCIAL PLANNING & BUDGETING	28,904	-	-	-	-	-	28,904	
026030	GENERATION, PE, AND SAFETY BUDGETING	69,607	-	-	-	-	-	69,607	
026045	DIRECTOR CORPORATE TAX	77,839	-	-	-	-	-	77,839	
026050	CFO	34,998	-	-	-	-	-	34,998	
026080	MANAGER REVENUE ACCOUNTING	58,323	-	-	-	-	-	58,323	
026120	MANAGER PROPERTY ACCOUNTING	81,421	-	-	-	-	-	81,421	
026130	CONTROLLER	26,531	-	-	-	-	-	26,531	
026135	DIRECTOR - ACCOUNTING AND REGULATORY REPORTING	18,201	-	-	-	-	-	18,201	
026140	MANAGER - FINANCIAL PLANNING	50,267	-	-	-	-	-	50,267	
026145	SHARED SERVICES & CORPORATE BUDGETING	49,825	-	-	-	4,017	-	53,842	
026150	FINANCIAL ACCOUNTING AND ANALYSIS	44,442	-	-	-	-	-	44,442	
026155	FINANCIAL REPORTING	43,327	-	-	-	-	-	43,327	
026160	REGULATORY ACCOUNTING AND REPORTING	58,717	-	-	-	-	-	58,717	
026170	MANAGER - CUSTOMER ACCOUNTING	416,812	-	-	-	266	-	417,078	
026190	CORPORATE ACCOUNTING	47,455	-	-	-	-	-	47,455	
026200	SUPPLY CHAIN SUPPORT	84,578	-	-	-	-	-	84,578	
026310	MANAGER PAYROLL	39,317	-	-	-	-	-	39,317	
026330	TREASURER	27,784	-	-	-	-	-	27,784	
026350	RISK MANAGEMENT	21,878	-	-	-	-	-	21,878	
026370	CORPORATE FINANCE	38,404	-	-	-	-	-	38,404	
026390	CREDIT/CONTRACT ADMINISTRATION	28,883	-	-	-	-	-	28,883	
026400	AUDIT SERVICES	94,098	-	88	-	-	-	94,187	
026490	CHIEF INFORMATION OFFICER	41,659	-	-	-	-	-	41,659	
026492	SER IT CHARGES	4	-	-	-	(15,394)	-	(15,389)	
026496	IT SOURCE PROJECT CLEARING	-	-	-	-	(4,859)	-	(4,859)	
026600	IT INFRASTRUCTURE AND OPERATIONS	25,596	-	-	-	6,335	-	31,931	
026615	ARCHITECTURE AND ENGINEERING	67,035	-	-	-	6,395	-	73,429	
026625	TRANSPORT ENGINEERING	80,026	-	-	-	30,177	-	110,203	
026634	CLOSED DATA CENTER OPERATIONS	9,194	-	-	-	-	-	9,194	
026635	WORKSTATION ENGINEERING	107,373	-	-	-	18,487	-	125,859	
026636	IT CIP INFRASTRUCTURE	76,769	-	-	-	7,484	-	84,253	
026637	DATA CENTER OPERATIONS	110,252	-	-	-	9,701	-	119,952	
026645	UNIFIED COMMUNICATIONS AND COLLABORATION	179,180	-	-	-	9,539	-	188,719	
026646	INFRASTRUCTURE SERVICES	148,758	-	-	-	36,623	-	185,381	
026680	CLIENT SUPPORT SERVICES	18,493	-	-	-	191	-	18,684	
026740	IT SECURITY AND RISK MANAGEMENT	26,641	-	-	-	-	-	26,641	
026742	IT SECURITY	103,817	-	-	-	11,901	-	115,718	
026744	IT SECURITY RISK MANAGEMENT	39,446	-	-	-	11,345	-	50,791	
026760	IT TRAINING	27,200	-	-	-	32	-	27,232	
026772	TECHNOLOGY SUPPORT CENTER	102,547	-	-	-	6,598	-	109,145	
026774	DESKTOP OPERATIONS	72,129	-	-	-	30,357	-	102,486	
026850	VP EXTERNAL AFFAIRS	-	-	43,095	-	-	-	43,095	
026900	LEGAL DEPARTMENT - LKS	227,728	-	2,092	-	(782)	-	229,039	
026905	COMPLIANCE DEPT	73,237	-	-	-	-	-	73,237	
026910	GENERAL COUNSEL - LKS	34,991	-	-	-	-	-	34,991	
026920	DIRECTOR - CORPORATE COMMUNICATION	32,926	-	-	-	-	-	32,926	
026925	VP CORPORATE RESPONSIBILITY AND COMMUNITY AFFAIRS	53,875	-	-	-	-	-	53,875	
026940	MANAGER EXTERNAL AND BRAND COMMUNICATION	118,461	-	-	-	-	-	118,461	
027600	IT BUSINESS SERVICES	30,457	-	-	-	1,200	-	31,657	
027610	IT PROJECT MANAGEMENT OFFICE	88,505	-	-	-	89,985	3,748	182,238	

Expenditure Org	Expenditure Org Description	Below the					Capitalized	Other B/S	Total
		Operating	Mechanism	Line	Other I/S				
027620	IT BUSINESS ANALYSIS	98,417	-	-	-	66,479	-	164,895	
027630	IT QUALITY ASSURANCE	14,843	-	-	-	19,961	-	34,804	
027650	IT BUSINESS RELATIONSHIP MGR - CONSOLIDATED	67,583	-	-	-	-	-	67,583	
027800	IT APPLICATION PLANNING, EXECUTION AND SUPPORT	19,175	-	-	-	1,294	1,628	22,097	
027810	IT DEVELOPMENT AND SUPPORT - FINANCIAL APPS	87,696	-	-	-	36,572	-	124,268	
027820	IT DEVELOPMENT AND SUPPORT - CUSTOMER SERVICE	63,956	-	-	-	57,404	-	121,360	
027830	IT CUSTOMER RELATIONSHIP AND BILLING	50,448	-	-	-	81,309	7,602	139,359	
027840	IT DEVELOPMENT AND SUPPORT - OPERATIONS	86,783	-	-	-	51,793	106	138,682	
027850	IT DEVELOPMENT AND SUPPORT - INTERNAL APPS	102,354	-	-	-	14,050	-	116,404	
027860	IT DEVELOPMENT AND SUPPORT - MOBILE AND .NET PLATFORMS	86,108	-	-	-	69,392	-	155,500	
027870	IT DEVELOPMENT AND SUPPORT	10,684	-	-	-	21,972	1,293	33,949	
029640	SVP ENERGY SUPPLY AND ANALYSIS	24,594	-	-	-	-	-	24,594	
029660	DIRECTOR - POWER SUPPLY	12,210	-	-	-	-	-	12,210	
029750	PROJECT ENGINEERING	430	-	-	-	-	-	430	
023810	CLOSED 01/20 - ECONOMIC ANALYSIS	20,246	-	-	-	-	-	20,246	
027640	CLOSED 10/16 - MANAGER - IT SERVICE MANAGEMENT PROCESS	887	-	-	-	-	-	887	
009910	LCC IT CHARGES	62	-	-	-	-	-	62	
Total 2016 Gas Labor		22,952,336	550,790	56,277	-	7,317,647	1,921,788	32,798,839	
Total Off-Duty		3,623,134	61,665	12,213	-	887,777	567,105	5,151,895	
Total Employee Benefits		10,825,877	117,412	41,654	-	2,649,296	1,705,087	15,339,326	
Total Payroll Taxes		2,146,596	17,863	7,151	-	559,473	327,073	3,058,156	
Total 2016 Gas Payroll Costs		39,547,944	747,731	117,296	-	11,414,193	4,521,054	56,348,217	
Total 2016 Electric and Gas Payroll Costs		152,776,184	2,272,754	497,820	-	39,320,371	23,632,231	218,499,359	

Expenditure Org	Expenditure Org Description	Below the Line						Total
		Operating	Mechanism	Other I/S	Capitalized	Other B/S		
2017 Payroll Costs - Electric								
000020	LG&E AND KU SERVICES COMPANY CORPORATE	2,834	-	-	-	1,003	3,837	
001075	TECH. AND SAFETY TRAINING DIST - LGE	42,286	-	-	-	316	42,602	
001220	BUSINESS OFFICES - LGE	204,314	-	-	-	-	204,314	
001280	METER READING - LGE	194,210	-	-	38	-	194,248	
001295	FIELD SERVICE - LGE	1,486,224	-	-	558	-	1,486,782	
001320	REVENUE PROTECTION - LGE	14,281	-	-	-	-	14,281	
001345	METER SHOP LGE	642,891	-	237	97,456	39,516	780,101	
001411	CS PROJECT SERVICES - LGE	-	-	-	5,297	(101,584)	(96,287)	
002020	GENERATION SUPPORT - LGE	-	-	-	-	(205,219)	(205,219)	
002041	LGE - CANE RUN 7 ALLOCATIONS	(3,443,866)	-	-	-	-	(3,443,866)	
002042	LGE - PADDYS RUN 13 ALLOCATIONS	(155,025)	-	-	-	-	(155,025)	
002043	LGE - TRIMBLE COUNTY CTS ALLOCATIONS	(452,765)	-	-	-	-	(452,765)	
002044	LGE - TRIMBLE COUNTY STEAM ALLOCATIONS	(6,911,826)	(15,577)	-	-	-	(6,927,403)	
002060	CENT ENG/CONST MGMT	206,693	-	-	304	-	206,997	
002120	OHIO FALLS	640,712	-	-	53,389	-	694,101	
002130	CANE RUN CCGT - LGE	3,983,043	-	1,211	4,405	-	3,988,659	
002140	OTH PROD OPR/MTCE	154,870	-	249	101	-	155,220	
002320	MC-COMMON PLANT	7,638,405	-	1,881	180,310	-	7,820,596	
002330	MC ENGINEERING AND TECHNICAL SERVICES	874,278	-	-	16,839	-	891,117	
002340	MC COMMERCIAL OPERATIONS	156,038	-	448	-	314,466	470,952	
002350	MC-LABORATORY	869,661	-	387	35,709	-	905,757	
002400	MC4-OPERATIONS	-	-	-	-	158	158	
002401	GEN. MGR. MILL CREEK STATION	810,892	-	-	58,603	-	869,495	
002480	MGR. MILL CREEK MAINTENANCE	1,245,984	4,215	-	19,045	-	1,269,244	
002481	MILL CREEK MECHANICAL MAINTENANCE	1,924,539	313,801	488	85,080	-	2,323,908	
002482	MILL CREEK I/E MAINTENANCE	2,174,881	168,796	11,283	140,387	-	2,495,347	
002530	CR COMMERCIAL OPERATIONS	2,136	-	-	-	6,409	8,546	
002603	FINC & BUDGTNG-POWER PROD LG&E	274,863	-	-	-	-	274,863	
002650	GENERAL MANAGER - TC	480,531	-	156	697	-	481,384	
002655	TRIMBLE COUNTY CTS	-	-	-	10,607	-	10,607	
002670	TRIMBLE COUNTY - COMMERCIAL OPERATIONS	103,550	-	205	-	120,365	224,120	
002680	TC ENGINEERING AND TECHNICAL SERVICES	764,035	-	-	77,777	-	841,813	
002710	TC-LABORATORY	562,601	-	-	18,620	-	581,221	
002720	TC OPERATIONS	689,598	-	-	56,758	-	746,356	
002730	TC OPER-A WATCH	1,061,006	-	1,080	7,859	-	1,069,945	
002740	TC OPER-B WATCH	1,087,964	-	863	12,510	-	1,101,337	
002750	TC OPER-C WATCH	1,110,363	-	374	30,722	-	1,141,459	
002760	TC OPER-D WATCH	1,295,766	-	-	14,084	-	1,309,851	
002770	TC-MAINTENANCE SVCS	1,417,362	-	-	59,793	-	1,477,156	
002780	TC-MAINTENANCE I/E	2,433,039	22,809	2,223	113,584	-	2,571,656	
002790	TC-MTCE MECHANICAL	2,007,322	17,995	1,470	38,110	-	2,064,897	
002800	FUELS MANAGEMENT	-	-	-	-	-	6,971	
002820	MC-MATERIAL HANDLING	1,195,257	1	-	3,330	-	1,198,588	
002840	TC-MATERIAL HANDLING	418,583	-	-	-	-	418,583	
003030	SUBSTATION OPS.	603,586	-	577	112,778	88,700	805,641	
003110	TRANSFORMERS SERVICES	207,878	-	-	168,177	6,162	382,217	
003160	SC M LOUISVILLE	1,243,484	-	621	860,655	-	2,221,480	
003210	FORESTRY	140,464	-	-	949	9,384	150,797	
003230	STORM RESTORATION	11,536	-	-	-	(11,536)	-	
003300	ELECTRIC CONSTRUCTION CREWS-ESC	1,563,852	-	2,251	2,209,150	437,758	4,213,010	
003320	STREET LIGHTING-LGE	-	-	-	120,602	-	120,602	
003385	LINE LOCATING	49,700	-	-	-	-	49,700	
003400	ELECTRIC CONSTRUCTION CREWS-AOC	1,480,712	-	10,081	2,453,473	485,523	4,429,789	
003410	JOINT TRENCH ENHANCE AND CONNECT NETWORK	8,709	-	-	299,207	4,023	311,939	
003430	NETWORK OPS. 3PH COMMERCIAL	352,200	-	948	2,121,629	40,297	2,515,074	
003450	MANAGER ELECTRIC DISTRIBUTION	185,112	-	-	102,017	499,547	786,676	
003470	PERFORMANCE METRICS	-	-	-	-	209,243	209,243	
004010	MANAGER DISTRIBUTION DESIGN	-	-	-	45,328	21,905	67,234	
004040	DISTRIBUTION DESIGN	67,772	-	206	813,342	584,354	1,465,674	
004060	GAS DIST. CONTRACT CONSTRUCTION	1,140	-	89	40,838	-	42,067	
004140	MANAGER, GAS CONSTRUCTION	-	-	-	-	3,409	3,409	
004190	GAS DIST OPRS-REPAIR AND MAINTAIN	4,873	-	1,303	3,819	-	9,995	
004220	SVC DEL-BARDSTOWN	-	-	212	-	-	212	
004280	GAS TROUBLE	2	-	-	113	-	114	
004290	METER SHOP	2,101	2,104	325	20,612	-	25,143	
004370	ASSET INFORMATION LGE	66,531	-	-	-	302,540	369,072	
004380	GAS-ENGINEERS	-	-	-	5,063	399,551	404,614	
004450	CORROSION CONTROL	-	-	-	6,546	-	6,546	
004470	MULDRAUGH STORAGE	18,874	-	520	8,642	-	28,036	
004480	MAGNOLIA STORAGE	10,835	-	2,320	-	-	13,155	
004490	GAS CONTROL	9,269	-	-	-	-	9,269	
004500	INSTR., MEASUREMENT	3,029	-	-	27,384	-	30,413	
004510	SYSTEM REGULATION OPERATION	-	-	262	10,638	-	10,900	
004600	GAS REGULATORY SERVICES	275	-	-	2,264	-	2,539	
005310	FACILITIES MTCE	114,125	-	-	4,250	-	118,375	
006250	CORPORATE	(2,027,758)	-	(27,903)	-	-	61,641	
006264	TC IMEA/IMPA PARTNER ALLOCATION	(2,530,538)	(6,307)	-	-	2,451,932	(84,913)	
006630	LGE - TELECOMMUNICATIONS	255,492	-	1,361	106,225	354	363,431	
008677	LGE FINANCIAL PLANNING ANALYSIS	17,560	-	-	-	-	17,560	
008678	LGE FINANCIAL PLANNING	(17,560)	-	-	-	-	(17,560)	
008820	LGE GENERATION CHARGES	42,302	-	-	-	-	42,302	
008825	LGE GENERATION SERVICES CHARGES	-	-	15,748	-	-	15,748	
008827	LGE PROJECT ENGINEERING CHARGES	205,219	-	-	-	-	205,219	
008840	LGE METERING CHARGES	-	-	-	-	101,584	101,584	
008890	LGE OPERATING SERVICES CHARGES	(6,621)	-	-	-	(1,908)	(8,529)	
008910	LGE IT CHARGES	73,666	-	-	-	(3,994)	69,672	
008912	LGE ENTERPRISE SECURITY CHARGES	(88,860)	-	-	-	-	(88,860)	
011015	VP - ELECTRIC DISTRIBUTION - KU	-	-	-	-	(843)	(843)	
011063	AREA 3	5,207	-	-	-	-	5,207	
011064	AREA 4	(0)	-	-	-	-	(0)	
011069	AREA 9	437	-	-	-	-	437	
011072	AREA 12	588	-	-	-	-	588	
011370	FIELD SERVICES - KU	287	-	-	-	-	287	
011411	CS PROJECT SERVICES - KU	-	-	-	5,542	-	5,542	
012160	DANVILLE OPERATIONS CENTER	4,138	-	-	-	-	4,138	
012460	ELIZABETHTOWN OPERATIONS CENTER	278	-	-	6,481	-	6,759	
012560	SHELBYVILLE OPERATIONS CENTER	4,585	-	-	3,464	-	8,049	
013040	SC AND M LEXINGTON	18	-	-	560	-	578	
013150	LEXINGTON OPERATIONS CENTER	138	-	-	96	-	234	
013910	CLOSED 06/20 - MANAGER - LEXINGTON OPERATIONS CENTER	-	-	-	8,626	-	8,626	
014370	ASSET INFORMATION - KU	-	-	-	1,214	-	1,214	
014940	SC AND M PINEVILLE	43	-	-	1	317	362	

Expenditure Org	Expenditure Org Description	Below the					Capitalized	Other B/S	Total
		Operating	Mechanism	Line	Other I/S				
015970	KU - TELECOMMUNICATIONS	249,660	-	-	-	11,540	24	261,224	
016230	EWB OPER / RESULTS	-	-	-	-	0	-	0	
016250	EWB EQUIP MNTC	-	-	-	-	3,120	-	3,120	
016260	EWB E AND I MNTC	-	-	-	-	280	-	280	
016300	EWB COMBUSTION TURBINE	-	-	-	-	51,619	-	51,619	
016360	EWB MAINTENANCE	-	-	-	-	6,897	-	6,897	
016530	GHEENT - PLANNING	-	-	-	-	5,834	-	5,834	
016660	GHEENT-ASST SUPT MNTC	-	-	-	-	454	-	454	
016720	KU - BRCT JOINT OWNERSHIP ALLOCATIONS	237,054	-	-	-	-	-	237,054	
018820	KU GENERATION CHARGES	34,120	-	-	-	-	-	34,120	
018890	KU OPERATING SERVICES CHARGES	(11,152)	-	-	-	-	-	(11,152)	
018910	KU IT CHARGES	-	-	-	-	7,381	-	7,381	
021000	CHAIRMAN AND CEO	287,271	-	-	-	-	-	287,271	
021015	01 DIRECTOR SYSTEMS, OPS AND PLANNING	77,079	-	-	-	12,533	128,563	218,175	
021016	DISTRIBUTION ANALYTICS & RESOURCE PLANNING	50,109	-	-	-	-	62,316	112,426	
021035	VP CUSTOMER SERVICES - SERVCO	66,342	-	-	-	-	1,491	67,832	
021055	VP ELECTRIC DISTRIBUTION - LKS	111,799	-	-	-	-	-	111,799	
021070	DIRECTOR - ASSET MANAGEMENT	18,347	-	-	-	-	30,230	48,576	
021071	SYSTEM ANALYSIS AND PLANNING - DIST	153,392	-	-	-	-	164,380	317,772	
021072	ELECTRICAL ENGINEERING AND PLANNING GROUP - LKS	45,036	-	-	-	-	40,708	85,744	
021073	DIST SYSTEMS, COMPLIANCE AND EMER PREP	36,329	-	-	-	375	128,808	165,512	
021075	ELECTRIC CODES AND STANDARDS	82,836	-	-	-	5,737	117,597	206,170	
021076	ASSET INFORMATION-LKS	15,520	-	-	-	807	67,321	83,648	
021080	DISTRIBUTION SYSTEM ADMINISTRATION	150,057	-	-	-	13,762	-	163,819	
021204	CCS RETAIL SUPPORT	208,577	-	-	-	972	-	209,549	
021205	RESIDENTIAL SERVICE CENTER	1,750,619	-	-	-	543	-	1,751,161	
021220	BUSINESS OFFICES	140,405	-	-	-	41	-	140,446	
021225	BUSINESS SERVICE CENTER	319,105	-	-	-	-	-	319,105	
021250	DIRECTOR CUSTOMER SERVICE AND MARKETING	73,937	-	-	-	-	-	73,937	
021251	COMPLAINTS AND INQUIRY	83,751	-	-	-	-	-	83,751	
021280	MANAGER - METER READING	82,773	-	-	-	-	-	82,773	
021315	MANAGER, FIELD SERVICE OPERATIONS	382,019	-	-	-	-	-	382,019	
021320	MANAGER - METER ASSET MANAGEMENT - LKS	165,345	-	-	-	-	-	165,345	
021325	DIRECTOR REVENUE COLLECTION	31,300	-	-	-	-	-	31,300	
021326	BUSINESS PROCESS MANAGEMENT & OPERATIONAL PERFORMANCE	253,974	-	-	-	826	11,972	266,773	
021330	MANAGER REMITTANCE AND COLLECTION	317,706	-	-	-	17	-	317,723	
021331	REVENUE ASSURANCE	76,032	-	-	-	14	4,569	80,615	
021335	FEDERAL REGULATION & POLICY	30,691	-	3,510	-	-	-	34,201	
021360	MANAGER BUSINESS SERVICES	342,470	-	-	-	-	-	342,470	
021370	DIRECTOR, SAP UPGRADE PROJECT	101,109	-	-	-	234,334	1,532	336,975	
021390	MANAGER MARKETING	137,881	-	-	-	-	5,463	143,345	
021410	DIRECTOR BUSINESS & ECONOMIC DEVELOPMENT AND ENERGY EFFICIENC	72,303	-	-	-	-	8,854	81,157	
021411	CS PROJECT SERVICES - LKS	(2,072)	8,836	-	-	51,048	29,824	87,635	
021415	MANAGER, SMART GRID STRATEGY	63,646	2,086	-	-	-	2,434	68,167	
021420	ENERGY EFFICIENCY OPERATIONS	5,863	269,638	-	-	13,546	5,304	294,351	
021440	VP STATE REGULATION AND RATES	528,636	-	-	-	16	-	528,652	
021500	DIRECTOR SAFETY AND TECHNICAL TRAINING	77,032	-	-	-	41	-	77,072	
021520	ENERGY EFFICIENCY OPERATIONS - NON DSM	1,007	123,026	-	-	13,921	10,103	148,058	
021900	PRESIDENT AND COO	207,503	-	-	-	-	-	207,503	
021904	CHIEF OPERATING OFFICER	137,630	-	-	-	-	-	137,630	
022025	GENERATION TURBINE GENERATOR SPECIALIST	302,346	-	-	-	10,903	-	313,249	
022060	DIRECTOR - GENERATION SERVICES	119,868	-	-	332	-	-	120,200	
022065	MANAGER - SYSTEM LAB AND ENV. COMPL.	355,817	-	-	-	-	-	355,817	
022070	RESEARCH AND DEVELOPMENT	165,958	-	-	-	789	-	166,747	
022080	MANAGER, COMPLIANCE AND DOCUMENT MANAGEMENT	241,651	-	-	-	1,742	-	243,392	
022100	VP - TRANSMISSION AND GENERATION SERVICES - SERVCO	18,074	-	-	-	16,018	-	34,092	
022110	MANAGER - GENERATION ENGINEERING	1,341,306	-	-	-	31,572	-	1,372,878	
022200	VP - POWER GENERATION	484,210	-	-	-	140,983	-	625,193	
022210	DIRECTOR, COMMERCIAL OPERATIONS	92,431	-	-	-	17,527	63,833	173,791	
022220	LKS - CANE RUN COMMERCIAL OPS	78,834	-	-	-	-	156,561	235,394	
022230	LKS - MILL CREEK COMMERCIAL OPS	95,903	-	-	-	-	112,562	208,465	
022240	LKS - TRIMBLE COUNTY COMMERCIAL OPS	74,776	-	-	-	-	173,212	247,987	
022250	LKS - GHEENT COMMERCIAL OPS	69,916	-	-	-	3,750	74,795	148,460	
022260	LKS - EW BROWN COMMERCIAL OPS	57,352	-	-	-	890	63,928	122,169	
022270	LKS - RIVERPORT COMMERCIAL OPS	25,194	-	-	-	-	21,974	47,168	
022800	DIRECTOR - FUELS MANAGEMENT	222,220	-	-	-	-	-	222,220	
022810	DIRECTOR - CORPORATE FUELS AND BY PRODUCTS	717,197	(740)	-	1,240	-	-	717,697	
022970	GENERATION SYSTEM PLANNING	429,836	-	-	-	35	-	429,871	
023000	VICE PRESIDENT - TRANSMISSION	62,108	-	-	-	-	-	62,108	
023003	DIRECTOR TRANSMISSION ENGINEERING & CONSTRUCTION	7,823	-	-	-	-	45,695	53,518	
023005	DIR TRANS STRATEGY & PLANNING	41,314	-	-	-	-	39,988	81,302	
023010	DIRECTOR - TRANSMISSION	60,643	-	-	-	-	-	60,643	
023020	TRANSMISSION SYSTEM OPERATIONS	1,462,485	-	-	-	1,556	-	1,464,041	
023040	TRANSMISSION ENERGY MANAGEMENT SYSTEMS	251,617	-	-	-	1,279	-	252,896	
023050	TRANSMISSION STRATEGY & PLANNING	181,370	-	-	-	373	261,266	443,009	
023055	TRANSMISSION RELIABILITY PERFORMANCE/STANDARDS-LKS	78,086	-	-	-	428	122,758	201,272	
023060	TRANSMISSION SUBSTATION ENGINEERING - LKS	239,229	-	-	-	115,362	238,056	592,647	
023065	TRANSMISSION SUBSTATION CONSTRUCTION - LKS	126,211	-	-	-	109,562	192,354	428,128	
023070	MANAGER - TRANSMISSION LINES	80,608	-	(24)	-	98,018	459,272	637,874	
023076	TRANSMISSION PROJECT MANAGEMENT	865	-	-	-	-	73,480	74,346	
023080	TRANS RELIABILITY & COMPLIANCE	26,019	-	-	-	-	-	26,019	
023090	TRANSMISSION POLICY & TARIFFS	118,165	-	-	-	-	-	118,165	
023110	TRANSFORMER SERVICES	7,935	-	-	-	45,592	-	53,527	
023130	MANAGER SUBSTATION CONSTRUCTION AND MAINTENANCE	16,438	-	-	-	-	41,530	57,968	
023200	01 DIRECTOR LG&E DISTRIBUTION OPS	41,830	-	-	-	16,766	54,766	113,363	
023210	LKS - FORESTRY	72,717	-	-	-	-	-	72,717	
023220	MGR SYSTEM RESTORATION AND OPERATIONS	1,146,345	-	-	-	368,067	391,452	1,905,865	
023550	SUBSTATION ENGINEERING AND DESIGN	17,200	-	-	-	258,233	164,735	440,169	
023551	DISTRIBUTION ASSETS & STANDARDS	3,271	-	-	-	15,497	123,630	142,398	
023640	ELECTRIC DISTRIBUTION & CUST SERV BUDGETING	206,962	-	-	-	-	-	206,962	
023800	ENERGY PLANNING ANALYSIS AND FORECASTING	58,219	-	-	-	-	-	58,219	
023815	SALES ANALYSIS & FORECASTING	143,375	-	-	-	-	-	143,375	
024000	VP - GAS DISTRIBUTION	8,769	-	-	-	-	-	8,769	
025000	SVP HUMAN RESOURCES	113,432	-	-	-	-	-	113,432	
025200	DIR - HUMAN RESOURCES	200,423	-	-	-	-	-	200,423	
025210	TECHNICAL TRAINING GENERATION AND TRANSMISSION	263,911	-	-	-	1,180	-	265,090	
025270	INDUSTRIAL RELATIONS & HRIS	120,973	-	-	-	-	-	120,973	
025300	DIRECTOR HR - CORPORATE	144,900	-	-	-	-	-	144,900	
025410	DIRECTOR SUPPLY CHAIN AND LOGISTICS	143,256	-	-	-	2,833	25,673	171,762	
025415	IT SOURCING AND CONTRACT MANAGEMENT	211,467	-	-	-	1,963	-	213,429	
025420	CORPORATE PURCHASING	159,684	20,537	-	-	2,693	-	182,914	
025430	MANAGER SUPPLY CHAIN ED/TRANSMISSION	255,930	-	-	-	6,834	-	262,764	
025450	MANAGER MATERIAL SERVICES AND LOGISTICS	14,146	-	-	-	747	164,303	179,197	
025460	MANAGER - SUPPLIER DIVERSITY	46,200	-	-	-	-	-	46,200	

Expenditure Org	Expenditure Org Description	Below the					Capitalized	Other B/S	Total
		Operating	Mechanism	Line	Other I/S				
025470	SARBANES OXLEY	56,822	-	-	-	-	-	56,822	
025500	DIRECTOR OPERATING SERVICES	86,352	-	-	-	-	-	86,352	
025510	CONTRACT MANAGER - XEROX CORP.	35,605	-	-	-	-	-	35,605	
025530	MANAGER TRANSPORTATION	-	-	-	-	2,161	103,801	105,962	
025550	MANAGER OFFICE FACILITIES	135,492	-	-	-	-	-	135,492	
025551	FACILITY OPERATIONS NORTH	30,579	-	-	-	-	-	30,579	
025552	FACILITY OPERATIONS CENTRAL	27,852	-	-	-	-	-	27,852	
025553	FACILITY OPERATIONS SOUTH	28,343	-	-	-	-	-	28,343	
025555	FACILITY OPERATIONS - LEXINGTON	24,557	-	-	-	-	-	24,557	
025560	FACILITY OPERATIONS DATA/CONTROL CENTER	29,521	-	-	-	-	-	29,521	
025580	MANAGER REAL ESTATE AND RIGHT OF WAY	115,270	-	-	-	225	157,490	272,985	
025590	CORPORATE SECURITY / BUSINESS CONTINUITY	218,294	-	-	-	8,946	-	227,240	
025593	PROJECT PLANNING AND MANAGEMENT	88,629	-	284	-	75,250	979	165,141	
025594	CORPORATE FACILITY SERVICES	36,921	-	-	-	-	-	36,921	
025620	MANAGER HEALTH AND SAFETY	99,758	-	1,503	-	-	-	101,261	
025650	DIRECTOR ENVIRONMENTAL AFFAIRS	589,127	-	511	-	470	-	590,108	
025660	STAFFING SERVICES	240,779	-	58	-	-	-	240,837	
025670	COMPENSATION/HR POLICY & COMPLIANCE	92,346	-	-	-	-	-	92,346	
025680	MANAGER BENEFITS AND RECORDS	150,140	-	-	-	-	-	150,140	
025700	DIRECTOR - HUMAN RESOURCES	203,332	-	-	-	-	-	203,332	
025710	ELECTRIC TECHNICAL TRAINING AND PUBLIC SAFETY	261,076	-	-	-	-	-	261,076	
025720	ELECTRIC DISTRIBUTION AND TRANSMISSION SAFETY	243,838	-	-	-	-	11,018	254,856	
025730	GAS SAFETY AND TECHNICAL TRAINING	-	-	-	-	21	-	21	
025770	MANAGER ORGANIZATIONAL DEVELOPMENT	106,516	-	2,706	-	-	-	109,222	
025775	HRIS	125,801	-	-	-	3,278	-	129,079	
025780	MANAGER DIVERSITY STRATEGY	38,023	-	-	-	-	-	38,023	
026020	FINANCIAL PLANNING & BUDGETING	105,709	-	-	-	-	-	105,709	
026030	GENERATION, PE, AND SAFETY BUDGETING	255,157	-	-	-	-	-	255,157	
026045	DIRECTOR CORPORATE TAX	290,061	-	526	-	-	-	290,587	
026050	CFO	130,902	-	-	-	-	-	130,902	
026080	MANAGER REVENUE ACCOUNTING	218,027	-	-	-	12,249	-	230,276	
026120	MANAGER PROPERTY ACCOUNTING	296,464	-	-	-	-	-	296,464	
026130	CONTROLLER	94,716	-	-	-	-	-	94,716	
026135	DIRECTOR - ACCOUNTING AND REGULATORY REPORTING	67,365	-	-	-	-	-	67,365	
026140	MANAGER - FINANCIAL PLANNING	188,062	-	-	-	-	-	188,062	
026145	SHARED SERVICES & CORPORATE BUDGETING	190,847	-	-	-	44	-	190,891	
026150	FINANCIAL ACCOUNTING AND ANALYSIS	159,959	-	-	-	678	-	160,637	
026155	FINANCIAL REPORTING	166,552	-	-	-	-	-	166,552	
026160	REGULATORY ACCOUNTING AND REPORTING	191,451	-	-	-	-	-	191,451	
026170	MANAGER - CUSTOMER ACCOUNTING	521,389	-	-	-	7,264	-	528,652	
026190	CORPORATE ACCOUNTING	190,282	-	-	-	572	-	190,854	
026200	SUPPLY CHAIN SUPPORT	244,990	-	-	-	559	-	245,549	
026310	MANAGER PAYROLL	134,251	-	-	-	-	-	134,251	
026330	TREASURER	104,171	-	-	-	-	-	104,171	
026350	RISK MANAGEMENT	80,990	-	1,225	-	-	-	82,215	
026370	CORPORATE FINANCE	131,723	-	-	-	-	-	131,723	
026390	CREDIT/CONTRACT ADMINISTRATION	101,540	-	-	-	-	-	101,540	
026400	AUDIT SERVICES	373,407	-	948	-	-	-	374,355	
026490	CHIEF INFORMATION OFFICER	68,617	-	-	-	-	-	68,617	
026492	SER IT CHARGES	-	-	-	-	(1,661)	-	(1,661)	
026600	IT INFRASTRUCTURE AND OPERATIONS	162,687	-	-	-	29,695	-	192,382	
026615	ARCHITECTURE AND ENGINEERING	130,363	-	-	-	10,745	-	141,109	
026625	TRANSPORT ENGINEERING	288,794	-	-	-	30,725	-	319,519	
026630	DATA NETWORKING	287,385	-	48	-	55,896	-	343,328	
026634	CLOSED DATA CENTER OPERATIONS	50,178	-	-	-	-	-	50,178	
026635	WORKSTATION ENGINEERING	286,925	-	-	-	49,429	-	336,354	
026636	IT CIP INFRASTRUCTURE	259,304	-	-	-	34,893	-	294,197	
026637	DATA CENTER OPERATIONS	485,796	-	-	-	59,354	-	545,151	
026638	GLOBAL NOC	85,115	-	-	-	1,836	-	86,950	
026645	UNIFIED COMMUNICATIONS AND COLLABORATION	221,693	-	-	-	19,108	-	240,800	
026646	INFRASTRUCTURE SERVICES	566,432	-	-	-	74,064	-	640,496	
026739	ENTERPRISE SECURITY	9,072	-	-	-	-	-	9,072	
026740	IT SECURITY AND RISK MANAGEMENT	87,733	-	-	-	-	-	87,733	
026742	IT SECURITY	349,175	-	-	-	16,693	-	365,868	
026744	IT SECURITY RISK MANAGEMENT	194,370	-	-	-	32,954	-	227,324	
026749	ENTERPRISE SECURITY SOURCE PROJECT CLEARING	5,492	-	-	-	-	-	5,492	
026760	IT TRAINING	120,851	-	-	-	7	-	120,858	
026772	TECHNOLOGY SUPPORT CENTER	372,295	-	-	-	2,408	-	374,703	
026774	DESKTOP OPERATIONS	245,354	-	-	-	99,576	24	344,953	
026850	VP EXTERNAL AFFAIRS	-	-	103,142	-	-	-	103,142	
026900	LEGAL DEPARTMENT - LKS	876,469	-	785	-	122,085	-	999,339	
026905	COMPLIANCE DEPT	274,443	-	-	-	-	-	274,443	
026910	GENERAL COUNSEL - LKS	101,007	-	-	-	-	-	101,007	
026920	DIRECTOR - CORPORATE COMMUNICATION	129,360	-	-	-	-	-	129,360	
026925	VP CORPORATE RESPONSIBILITY AND COMMUNITY AFFAIRS	158,427	-	-	-	-	-	158,427	
026940	MANAGER EXTERNAL AND BRAND COMMUNICATION	409,781	-	-	-	-	-	409,781	
027600	IT BUSINESS SERVICES	110,236	-	-	-	10,265	-	120,501	
027610	IT PROJECT MANAGEMENT OFFICE	330,729	-	-	-	197,004	16,518	544,250	
027620	IT BUSINESS ANALYSIS	286,953	-	-	-	152,111	17,561	456,625	
027630	IT QUALITY ASSURANCE	74,075	-	-	-	31,273	470	105,818	
027650	IT BUSINESS RELATIONSHIP MGR - CONSOLIDATED	135,224	-	-	-	958	-	136,182	
027800	IT APPLICATION PLANNING, EXECUTION AND SUPPORT	46,407	-	2,028	-	46,175	55,839	150,450	
027810	IT DEVELOPMENT AND SUPPORT - FINANCIAL APPS	256,863	-	-	-	130,050	-	386,913	
027820	IT DEVELOPMENT AND SUPPORT - CUSTOMER SERVICE	155,585	-	-	-	173,983	-	329,568	
027830	IT CUSTOMER RELATIONSHIP AND BILLING	146,074	-	-	-	186,273	1,269	333,617	
027840	IT DEVELOPMENT AND SUPPORT - OPERATIONS	282,536	-	-	-	155,011	2,354	439,901	
027850	IT DEVELOPMENT AND SUPPORT - INTERNAL APPS	289,444	-	-	-	77,360	-	366,805	
027860	IT DEVELOPMENT AND SUPPORT - MOBILE AND .NET PLATFORMS	330,745	-	-	-	197,638	-	528,382	
027870	IT DEVELOPMENT AND SUPPORT	93,284	-	-	-	12,639	-	105,923	
029640	SVP ENERGY SUPPLY AND ANALYSIS	85,679	-	-	-	13,564	-	99,242	
029660	DIRECTOR - POWER SUPPLY	938,187	-	-	-	34	-	938,221	
029750	PROJECT ENGINEERING	7,066	-	-	-	2,945,517	-	2,952,583	
029760	GENERATION SAFETY	188,901	-	-	-	-	-	188,901	
	Total 2017 Electric Labor	64,820,150	931,221	149,058	11,541	17,590,768	12,298,305	95,801,042	
	Total Off-Duty	10,353,497	167,369	26,984	699	2,736,963	1,692,329	14,977,841	
	Total Employee Benefits	30,867,093	297,747	71,125	2,067	8,038,951	5,014,475	44,291,457	
	Total Payroll Taxes	6,139,565	43,977	15,790	490	1,754,545	994,903	8,949,270	
	Total 2017 Electric Payroll Costs	112,180,305	1,440,314	262,957	14,797	30,121,226	20,000,011	164,019,610	

Expenditure Org	Expenditure Org Description	Below the Line					Capitalized	Other B/S	Total
		Operating	Mechanism	Line	Other I/S				
		2017 Payroll Costs - Gas							
001220	BUSINESS OFFICES - LGE	160,532	-	-	-	-	-	160,532	
001280	METER READING - LGE	152,593	-	-	-	17	-	152,610	
001320	REVENUE PROTECTION - LGE	11,221	-	-	-	-	-	11,221	
001345	METER SHOP LGE	12,483	-	67	-	-	-	12,550	
001411	CS PROJECT SERVICES - LGE	-	-	-	-	2,380	(46,696)	(44,316)	
002130	CANE RUN CCGT - LGE	-	-	342	-	209	-	551	
002140	OTH PROD OPR/MTCE	-	-	70	-	-	-	70	
002320	MC-COMMON PLANT	-	-	531	-	-	-	531	
002340	MC COMMERCIAL OPERATIONS	-	-	126	-	-	-	126	
002350	MC-LABORATORY	-	-	109	-	-	-	109	
002480	MGR. MILL CREEK MAINTENANCE	-	-	-	-	-	-	1,192	
002481	MILL CREEK MECHANICAL MAINTENANCE	-	-	138	-	1,603	-	1,741	
002482	MILL CREEK I/E MAINTENANCE	-	-	3,182	-	-	-	3,182	
002680	TC ENGINEERING AND TECHNICAL SERVICES	-	-	-	-	37	-	37	
002730	TC OPER-A WATCH	-	-	305	-	-	-	305	
002740	TC OPER-B WATCH	-	-	243	-	-	-	243	
002750	TC OPER-C WATCH	-	-	106	-	-	-	106	
002760	TC OPER-D WATCH	2,596	-	-	-	-	-	2,596	
002770	TC-MAINTENANCE SVCS	-	-	-	-	4,058	-	4,058	
002780	TC-MAINTENANCE I/E	-	-	627	-	-	-	627	
002790	TC-MTCE MECHANICAL	-	-	415	-	-	-	415	
003030	SUBSTATION OPS.	-	-	163	-	199	-	361	
003160	SC M LOUISVILLE	333	-	175	-	-	-	508	
003300	ELECTRIC CONSTRUCTION CREWS-ESC	17	-	635	-	985	-	1,637	
003385	LINE LOCATING	50,397	-	-	-	-	-	50,397	
003400	ELECTRIC CONSTRUCTION CREWS-AOC	18,837	-	2,843	-	1,697	-	23,378	
003430	NETWORK OPS. 3PH COMMERCIAL	1,803	-	267	-	2,456	-	4,526	
003470	PERFORMANCE METRICS	13,482	-	-	-	-	107,846	121,328	
004040	DISTRIBUTION DESIGN	39,751	-	58	-	611,043	137,614	788,465	
004060	GAS DIST. CONTRACT CONSTRUCTION	53,935	-	25	-	1,763,262	-	1,817,222	
004100	DIRECTOR - GAS CONSTRUCTION AND OPERATIONS AND ENGINEERING	113,389	-	-	-	39,162	56,973	209,524	
004140	MANAGER, GAS CONSTRUCTION	3,559	-	-	-	606,105	48,489	658,152	
004190	GAS DIST OPRS-REPAIR AND MAINTAIN	1,430,399	257,188	367	-	2,212,046	38,864	3,938,865	
004220	SVC DEL-BARDSTOWN	244,334	6,001	60	-	93,132	-	343,528	
004270	GAS DISPATCH	695,901	14,859	-	-	88,677	-	799,438	
004280	GAS TROUBLE	1,718,310	14,057	-	-	55,704	-	1,788,070	
004290	METER SHOP	83,073	-	92	-	200,937	-	284,102	
004370	ASSET INFORMATION LGE	59,908	-	-	-	-	245,150	305,058	
004380	GAS-ENGINEERS	131,467	-	-	-	227,359	179,509	538,335	
004385	TRANSMISSION INTEGRITY & COMPLIANCE	577,916	-	-	-	23,702	23,148	624,766	
004450	CORROSION CONTROL	768,977	-	-	-	43,331	-	812,308	
004470	MULDRAUGH STORAGE	2,431,841	7,594	147	-	438,303	82,324	2,960,209	
004475	DIR. GAS CONTROL AND STORAGE - LGE	46,888	-	-	-	-	43,078	89,966	
004480	MAGNOLIA STORAGE	1,879,047	713	654	-	206,944	40,745	2,128,102	
004490	GAS CONTROL	873,178	-	-	-	(2,444)	50,844	921,579	
004500	INSTR., MEASUREMENT	573,888	-	-	-	28,380	-	602,268	
004510	SYSTEM REGULATION OPERATION	1,257,089	-	74	-	139,974	43,707	1,440,844	
004560	GAS PROCUREMENT	624,451	-	-	-	-	-	624,451	
004600	GAS REGULATORY SERVICES	834,827	-	-	-	77,311	4,006	916,144	
005310	FACILITIES MTCE	32,321	-	-	-	1,909	-	34,230	
006250	CORPORATE	(571,932)	-	(7,870)	-	-	464,774	(115,028)	
006630	LGE - TELECOMMUNICATIONS	117,596	-	384	-	25,968	-	143,949	
008677	LGE FINANCIAL PLANNING ANALYSIS	4,953	-	-	-	-	-	4,953	
008678	LGE FINANCIAL PLANNING	(4,953)	-	-	-	-	-	(4,953)	
008840	LGE METERING CHARGES	-	-	-	-	-	46,696	46,696	
008890	LGE OPERATING SERVICES CHARGES	(1,868)	-	-	-	(857)	-	(2,725)	
008910	LGE IT CHARGES	20,777	-	-	-	(1,794)	-	18,983	
008912	LGE ENTERPRISE SECURITY CHARGES	(19,422)	-	-	-	-	-	(19,422)	
011063	AREA 3	4,091	-	-	-	-	-	4,091	
011064	AREA 4	0	-	-	-	-	-	0	
011069	AREA 9	344	-	-	-	-	-	344	
011072	AREA 12	462	-	-	-	-	-	462	
011370	FIELD SERVICES - KU	225	-	-	-	-	-	225	
011411	CS PROJECT SERVICES - KU	-	-	-	-	2,490	-	2,490	
012460	ELIZABETHTOWN OPERATIONS CENTER	-	-	-	-	2,927	-	2,927	
013040	SC AND M LEXINGTON	8	-	-	-	-	-	8	
013150	LEXINGTON OPERATIONS CENTER	39	-	-	-	43	-	82	
013910	CLOSED 06/20 - MANAGER - LEXINGTON OPERATIONS CENTER	-	-	-	-	3,876	-	3,876	
014370	ASSET INFORMATION - KU	-	-	-	-	545	-	545	
015970	KU - TELECOMMUNICATIONS	112,018	-	-	-	5,185	-	117,203	
016230	EWB OPER / RESULTS	-	-	-	-	0	-	0	
016360	EWB MAINTENANCE	-	-	-	-	3,099	-	3,099	
016530	GHEAT - PLANNING	-	-	-	-	2,621	-	2,621	
016660	GHEAT-ASST SUPT MNTC	-	-	-	-	204	-	204	
018890	KU OPERATING SERVICES CHARGES	(3,146)	-	-	-	-	-	(3,146)	
018910	KU IT CHARGES	-	-	-	-	3,316	-	3,316	
021000	CHAIRMAN AND CEO	81,025	-	-	-	-	-	81,025	
021015	01 DIRECTOR SYSTEMS, OPS AND PLANNING	38	-	-	-	-	-	38	
021035	VP CUSTOMER SERVICES - SERVCO	38,456	-	-	-	-	670	39,125	
021070	DIRECTOR - ASSET MANAGEMENT	-	-	-	-	-	13,581	13,581	
021075	ELECTRIC CODES AND STANDARDS	-	-	-	-	2,577	-	2,577	
021076	ASSET INFORMATION-LKS	11,024	-	-	-	362	51,901	63,287	
021080	DISTRIBUTION SYSTEM ADMINISTRATION	201,863	-	-	-	6,183	-	208,046	
021204	CCS RETAIL SUPPORT	163,882	-	-	-	437	-	164,318	
021205	RESIDENTIAL SERVICE CENTER	1,372,734	-	-	-	244	-	1,372,978	
021220	BUSINESS OFFICES	110,318	-	-	-	18	-	110,336	
021225	BUSINESS SERVICE CENTER	219,938	-	-	-	-	-	219,938	
021250	DIRECTOR CUSTOMER SERVICE AND MARKETING	18,484	-	-	-	-	-	18,484	
021251	COMPLAINTS AND INQUIRY	65,804	-	-	-	-	-	65,804	
021280	MANAGER - METER READING	64,864	-	-	-	-	-	64,864	
021325	DIRECTOR REVENUE COLLECTION	24,593	-	-	-	-	-	24,593	
021326	BUSINESS PROCESS MANAGEMENT & OPERATIONAL PERFORMANCE	71,219	-	-	-	371	5,248	76,838	
021330	MANAGER REMITTANCE AND COLLECTION	249,581	-	-	-	8	-	249,588	
021331	REVENUE ASSURANCE	59,739	-	-	-	6	1,523	61,269	
021335	FEDERAL REGULATION & POLICY	8,656	-	990	-	669	-	10,315	
021360	MANAGER BUSINESS SERVICES	268,970	-	-	-	-	-	268,970	
021370	DIRECTOR, SAP UPGRADE PROJECT	73,240	-	-	-	105,523	1,532	180,295	
021390	MANAGER MARKETING	34,647	-	-	-	-	5,463	40,110	
021410	DIRECTOR BUSINESS & ECONOMIC DEVELOPMENT AND ENERGY EFFICIENCY	18,076	-	-	-	-	2,951	21,027	
021411	CS PROJECT SERVICES - LKS	(4,184)	-	-	-	23,912	11,589	31,316	
021415	MANAGER, SMART GRID STRATEGY	15,912	-	-	-	-	1,043	16,955	
021420	ENERGY EFFICIENCY OPERATIONS	1,591	52,044	-	-	5,795	1,776	61,206	
021440	VP STATE REGULATION AND RATES	163,781	-	-	-	7	-	163,788	

Expenditure Org	Expenditure Org Description	Below the					Capitalized	Other B/S	Total
		Operating	Mechanism	Line	Other I/S				
021500	DIRECTOR SAFETY AND TECHNICAL TRAINING	18,480	-	-	-	18	-	18,499	
021520	ENERGY EFFICIENCY OPERATIONS - NON DSM	527	136,833	-	-	6,254	3,368	146,982	
021900	PRESIDENT AND COO	58,527	-	-	-	-	-	58,527	
021904	CHIEF OPERATING OFFICER	11,538	-	-	-	-	-	11,538	
022080	MANAGER, COMPLIANCE AND DOCUMENT MANAGEMENT	-	-	-	-	782	-	782	
022100	VP - TRANSMISSION AND GENERATION SERVICES - SERVCO	1,395	-	-	-	-	-	1,395	
022110	MANAGER - GENERATION ENGINEERING	-	-	-	-	1,186	-	1,186	
022210	DIRECTOR, COMMERCIAL OPERATIONS	-	-	-	-	7,874	-	7,874	
022250	LKS - GHENT COMMERCIAL OPS	-	-	-	-	1,685	-	1,685	
022260	LKS - EW BROWN COMMERCIAL OPS	-	-	-	-	400	-	400	
022810	DIRECTOR - CORPORATE FUELS AND BY PRODUCTS	-	-	-	-	18	-	18	
022970	GENERATION SYSTEM PLANNING	6,356	-	-	-	602	-	6,958	
023020	TRANSMISSION SYSTEM OPERATIONS	-	-	-	-	699	-	699	
023040	TRANSMISSION ENERGY MANAGEMENT SYSTEMS	-	-	-	-	298	-	298	
023055	TRANSMISSION RELIABILITY PERFORMANCE/STANDARDS-LKS	168	-	-	-	192	-	360	
023060	TRANSMISSION SUBSTATION ENGINEERING - LKS	-	-	-	-	1,549	-	1,549	
023065	TRANSMISSION SUBSTATION CONSTRUCTION - LKS	-	-	-	-	598	-	598	
023200	01 DIRECTOR LG&E DISTRIBUTION OPS	(484)	-	-	-	4,028	-	3,544	
023220	MGR SYSTEM RESTORATION AND OPERATIONS	171	-	-	-	16,370	-	16,541	
023550	SUBSTATION ENGINEERING AND DESIGN	(23)	-	-	-	-	-	(23)	
023640	ELECTRIC DISTRIBUTION & CUST SERV BUDGETING	58,374	-	-	-	-	-	58,374	
023800	ENERGY PLANNING ANALYSIS AND FORECASTING	16,421	-	-	-	-	-	16,421	
023815	SALES ANALYSIS & FORECASTING	40,439	-	-	-	-	-	40,439	
024000	VP - GAS DISTRIBUTION	235,175	-	-	-	-	-	235,175	
024475	GAS STORAGE, CONTROL AND COMPLIANCE	77,498	-	-	-	-	154,361	231,859	
025000	SVP HUMAN RESOURCES	31,994	-	-	-	-	-	31,994	
025200	DIR - HUMAN RESOURCES	56,529	-	-	-	-	-	56,529	
025210	TECHNICAL TRAINING GENERATION AND TRANSMISSION	-	-	-	-	270	-	270	
025270	INDUSTRIAL RELATIONS & HRIS	34,120	-	-	-	-	-	34,120	
025300	DIRECTOR HR - CORPORATE	40,869	-	-	-	-	-	40,869	
025410	DIRECTOR SUPPLY CHAIN AND LOGISTICS	40,406	-	-	-	1,273	524	42,202	
025415	IT SOURCING AND CONTRACT MANAGEMENT	59,644	-	-	-	882	-	60,526	
025420	CORPORATE PURCHASING	45,039	16,561	-	-	1,210	-	62,810	
025430	MANAGER SUPPLY CHAIN ED/TRANSMISSION	72,186	-	-	-	3,070	-	75,256	
025450	MANAGER MATERIAL SERVICES AND LOGISTICS	3,990	-	-	-	336	297	4,622	
025460	MANAGER - SUPPLIER DIVERSITY	13,031	-	-	-	-	-	13,031	
025470	SARBANES OXLEY	16,027	-	-	-	-	-	16,027	
025500	DIRECTOR OPERATING SERVICES	24,356	-	-	-	-	-	24,356	
025510	CONTRACT MANAGER - XEROX CORP.	10,042	-	-	-	-	-	10,042	
025530	MANAGER TRANSPORTATION	-	-	-	-	971	22,786	23,757	
025550	MANAGER OFFICE FACILITIES	38,478	-	-	-	-	-	38,478	
025551	FACILITY OPERATIONS NORTH	8,625	-	-	-	-	-	8,625	
025552	FACILITY OPERATIONS CENTRAL	7,856	-	-	-	-	-	7,856	
025553	FACILITY OPERATIONS SOUTH	7,994	-	-	-	-	-	7,994	
025555	FACILITY OPERATIONS - LEXINGTON	6,926	-	-	-	-	-	6,926	
025560	FACILITY OPERATIONS DATA/CONTROL CENTER	8,326	-	-	-	-	-	8,326	
025580	MANAGER REAL ESTATE AND RIGHT OF WAY	32,445	-	-	-	67,347	158,480	258,272	
025590	CORPORATE SECURITY / BUSINESS CONTINUITY	61,459	-	-	-	1,639	-	63,098	
025593	PROJECT PLANNING AND MANAGEMENT	27,139	-	-	80	35,424	-	62,644	
025594	CORPORATE FACILITY SERVICES	10,414	-	-	-	-	-	10,414	
025620	MANAGER HEALTH AND SAFETY	28,137	-	-	424	-	-	28,561	
025650	DIRECTOR ENVIRONMENTAL AFFAIRS	154,973	-	-	144	-	-	155,117	
025660	STAFFING SERVICES	67,912	-	-	16	-	-	67,928	
025670	COMPENSATION/HR POLICY & COMPLIANCE	26,046	-	-	-	-	-	26,046	
025680	MANAGER BENEFITS AND RECORDS	42,442	-	-	-	-	-	42,442	
025700	DIRECTOR - HUMAN RESOURCES	57,350	-	-	-	-	-	57,350	
025730	GAS SAFETY AND TECHNICAL TRAINING	439,181	-	-	-	9	-	439,191	
025770	MANAGER ORGANIZATIONAL DEVELOPMENT	30,043	-	-	763	-	-	30,806	
025775	HRIS	35,482	-	-	-	1,473	-	36,955	
025780	MANAGER DIVERSITY STRATEGY	10,724	-	-	-	-	-	10,724	
026020	FINANCIAL PLANNING & BUDGETING	29,815	-	-	-	-	-	29,815	
026030	GENERATION, PE, AND SAFETY BUDGETING	71,908	-	-	-	-	-	71,908	
026045	DIRECTOR CORPORATE TAX	81,812	-	-	148	-	-	81,960	
026050	CFO	36,921	-	-	-	-	-	36,921	
026080	MANAGER REVENUE ACCOUNTING	61,495	-	-	-	5,520	-	67,015	
026120	MANAGER PROPERTY ACCOUNTING	83,618	-	-	-	-	-	83,618	
026130	CONTROLLER	26,715	-	-	-	-	-	26,715	
026135	DIRECTOR - ACCOUNTING AND REGULATORY REPORTING	19,001	-	-	-	-	-	19,001	
026140	MANAGER - FINANCIAL PLANNING	53,043	-	-	-	-	-	53,043	
026145	SHARED SERVICES & CORPORATE BUDGETING	53,829	-	-	-	-	-	53,829	
026150	FINANCIAL ACCOUNTING AND ANALYSIS	45,117	-	-	-	1,905	-	47,022	
026155	FINANCIAL REPORTING	46,976	-	-	-	-	-	46,976	
026160	REGULATORY ACCOUNTING AND REPORTING	53,999	-	-	-	-	-	53,999	
026170	MANAGER - CUSTOMER ACCOUNTING	409,663	-	-	-	3,263	-	412,926	
026190	CORPORATE ACCOUNTING	53,669	-	-	-	257	-	53,926	
026200	SUPPLY CHAIN SUPPORT	69,100	-	-	-	244	-	69,344	
026310	MANAGER PAYROLL	37,866	-	-	-	-	-	37,866	
026330	TREASURER	29,382	-	-	-	-	-	29,382	
026350	RISK MANAGEMENT	22,263	-	-	346	-	-	22,609	
026370	CORPORATE FINANCE	37,153	-	-	-	-	-	37,153	
026390	CREDIT/CONTRACT ADMINISTRATION	28,640	-	-	-	2,731	-	31,371	
026400	AUDIT SERVICES	104,995	-	-	267	-	-	105,262	
026490	CHIEF INFORMATION OFFICER	19,353	-	-	-	-	-	19,353	
026492	SER IT CHARGES	-	-	-	-	(746)	-	(746)	
026600	IT INFRASTRUCTURE AND OPERATIONS	45,886	-	-	-	14,423	-	60,309	
026615	ARCHITECTURE AND ENGINEERING	36,769	-	-	-	4,828	-	41,597	
026625	TRANSPORT ENGINEERING	81,455	-	-	-	11,214	-	92,669	
026630	DATA NETWORKING	81,057	-	-	13	23,650	-	104,721	
026634	CLOSED DATA CENTER OPERATIONS	14,153	-	-	-	-	-	14,153	
026635	WORKSTATION ENGINEERING	80,794	-	-	-	34,418	-	115,212	
026636	IT CIP INFRASTRUCTURE	73,137	-	-	-	15,677	-	88,814	
026637	DATA CENTER OPERATIONS	137,019	-	-	-	27,912	-	164,931	
026638	GLOBAL NOC	24,007	-	-	-	825	-	24,831	
026645	UNIFIED COMMUNICATIONS AND COLLABORATION	62,543	-	-	-	8,385	-	70,928	
026646	INFRASTRUCTURE SERVICES	159,763	-	-	-	33,275	-	193,038	
026739	ENTERPRISE SECURITY	2,559	-	-	-	-	-	2,559	
026740	IT SECURITY AND RISK MANAGEMENT	24,745	-	-	-	-	-	24,745	
026742	IT SECURITY	98,485	-	-	-	7,500	-	105,985	
026744	IT SECURITY RISK MANAGEMENT	54,822	-	-	-	14,806	-	69,628	
026749	ENTERPRISE SECURITY SOURCE PROJECT CLEARING	1,549	-	-	-	-	-	1,549	
026760	IT TRAINING	34,086	-	-	-	3	-	34,089	
026772	TECHNOLOGY SUPPORT CENTER	105,006	-	-	-	1,082	-	106,088	
026774	DESKTOP OPERATIONS	69,201	-	-	-	44,878	-	114,080	
026850	VP EXTERNAL AFFAIRS	-	-	29,091	-	-	-	29,091	

Expenditure Org	Expenditure Org Description	Below the					Capitalized	Other B/S	Total
		Operating	Mechanism	Line	Other I/S				
026900	LEGAL DEPARTMENT - LKS	298,816	-	221	-	1,728	-	300,766	
026905	COMPLIANCE DEPT	77,407	-	-	-	-	-	77,407	
026910	GENERAL COUNSEL - LKS	28,489	-	-	-	-	-	28,489	
026920	DIRECTOR - CORPORATE COMMUNICATION	36,486	-	-	-	-	-	36,486	
026925	VP CORPORATE RESPONSIBILITY AND COMMUNITY AFFAIRS	44,685	-	-	-	-	-	44,685	
026940	MANAGER EXTERNAL AND BRAND COMMUNICATION	115,547	-	-	-	-	-	115,547	
027600	IT BUSINESS SERVICES	31,092	-	-	-	4,612	-	35,704	
027610	IT PROJECT MANAGEMENT OFFICE	93,928	-	-	-	98,952	5,847	198,726	
027620	IT BUSINESS ANALYSIS	80,935	-	-	-	74,095	7,276	162,306	
027630	IT QUALITY ASSURANCE	20,893	-	-	-	14,050	186	35,129	
027650	IT BUSINESS RELATIONSHIP MGR - CONSOLIDATED	38,140	-	-	-	430	-	38,570	
027800	IT APPLICATION PLANNING, EXECUTION AND SUPPORT	13,089	-	572	-	20,745	27,640	62,047	
027810	IT DEVELOPMENT AND SUPPORT - FINANCIAL APPS	72,449	-	-	-	59,834	-	132,282	
027820	IT DEVELOPMENT AND SUPPORT - CUSTOMER SERVICE	43,819	-	-	-	78,166	-	121,985	
027830	IT CUSTOMER RELATIONSHIP AND BILLING	43,030	-	-	-	83,688	1,269	127,987	
027840	IT DEVELOPMENT AND SUPPORT - OPERATIONS	79,690	-	-	-	69,206	631	149,526	
027850	IT DEVELOPMENT AND SUPPORT - INTERNAL APPS	81,638	-	-	-	35,240	-	116,878	
027860	IT DEVELOPMENT AND SUPPORT - MOBILE AND .NET PLATFORMS	93,287	-	-	-	112,314	-	205,601	
027870	IT DEVELOPMENT AND SUPPORT	26,311	-	-	-	5,678	-	31,989	
029640	SVP ENERGY SUPPLY AND ANALYSIS	24,166	-	-	-	-	-	24,166	
029660	DIRECTOR - POWER SUPPLY	21,621	-	-	-	957	-	22,578	
029750	PROJECT ENGINEERING	(3,740)	-	-	-	1,911	-	(1,830)	
	Total 2017 Gas Labor	23,992,084	505,850	37,412	-	8,137,516	2,047,013	34,719,876	
	Total Off-Duty	3,752,278	60,657	9,779	253	991,920	613,328	5,428,216	
	Total Employee Benefits	11,186,743	107,908	25,777	749	2,913,448	1,817,328	16,051,954	
	Total Payroll Taxes	2,225,079	15,938	5,723	177	635,876	360,569	3,243,363	
	Total 2017 Gas Payroll Costs	41,156,185	690,354	78,691	1,180	12,678,761	4,838,239	59,443,409	
	Total 2017 Electric and Gas Payroll Costs	153,336,489	2,130,668	341,648	15,977	42,799,987	24,838,250	223,463,019	

Expenditure Org	Expenditure Org Description	Below the Line						Total
		Operating	Mechanism	Other I/S	Capitalized	Other B/S		
2018 Payroll Costs - Electric								
000020	LG&E AND KU SERVICES COMPANY CORPORATE	90,176	-	-	2,656	(634,007)	(541,175)	
001075	TECH. AND SAFETY TRAINING DIST - LGE	42,545	-	-	-	(215)	42,330	
001220	BUSINESS OFFICES - LGE	262,785	-	-	-	-	262,785	
001280	METER READING - LGE	217,618	-	-	596	-	218,214	
001295	FIELD SERVICE - LGE	1,558,852	-	2,725	10,359	-	1,571,936	
001345	METER SHOP LGE	506,684	-	244	264,858	2,857	774,643	
001420	DEMAND SIDE MGMT-DSM	105,325	-	-	(105,325)	-	-	
002041	LGE - CANE RUN 7 ALLOCATIONS	(3,755,402)	-	-	-	-	(3,755,402)	
002042	LGE - PADDYS RUN 13 ALLOCATIONS	(161,658)	-	-	-	-	(161,658)	
002043	LGE - TRIMBLE COUNTY CTS ALLOCATIONS	(570,398)	-	-	-	-	(570,398)	
002044	LGE - TRIMBLE COUNTY STEAM ALLOCATIONS	(7,556,980)	(26,530)	-	-	-	(7,583,510)	
002060	CENT ENG/CONST MGMT	89,250	-	-	-	-	89,250	
002120	OHIO FALLS	627,631	-	-	78,072	-	705,703	
002130	CANE RUN CCGT - LGE	3,943,410	42	19	4,217	-	3,947,688	
002140	OTH PROD OPR/MTCE	454,932	-	-	-	-	454,932	
002320	MC-COMMON PLANT	8,094,562	226	2,571	240,909	-	8,338,267	
002330	MC ENGINEERING AND TECHNICAL SERVICES	992,105	-	-	21,955	-	1,014,059	
002340	MC COMMERCIAL OPERATIONS	150,359	-	-	-	212,478	362,837	
002350	MC-LABORATORY	886,773	-	298	39,065	-	926,136	
002401	GEN. MGR. MILL CREEK STATION	909,447	21,198	-	5,623	-	936,268	
002480	MGR. MILL CREEK MAINTENANCE	1,343,394	319	-	2,289	-	1,346,002	
002481	MILL CREEK MECHANICAL MAINTENANCE	1,920,601	335,068	482	188,516	-	2,444,667	
002482	MILL CREEK I/E MAINTENANCE	2,377,020	198,104	2,391	172,400	-	2,749,916	
002603	FINC & BUDGTNG-POWER PROD LG&E	287,391	-	-	-	-	287,391	
002650	GENERAL MANAGER - TC	491,501	-	-	87	-	491,588	
002670	TRIMBLE COUNTY - COMMERCIAL OPERATIONS	125,669	-	-	-	96,597	222,266	
002680	TC ENGINEERING AND TECHNICAL SERVICES	931,244	-	-	29,710	-	960,954	
002710	TC-LABORATORY	614,352	-	-	20,955	-	635,306	
002720	TC OPERATIONS	936,494	-	-	184,304	-	1,120,798	
002730	TC OPER-A WATCH	1,128,844	-	-	-	-	1,128,844	
002740	TC OPER-B WATCH	1,168,113	-	978	-	-	1,169,091	
002750	TC OPER-C WATCH	1,275,293	-	-	1,929	-	1,277,222	
002760	TC OPER-D WATCH	1,348,805	-	-	7,102	-	1,355,907	
002770	TC-MAINTENANCE SVCS	1,271,345	-	-	66,054	-	1,337,399	
002780	TC-MAINTENANCE I/E	2,576,444	35,235	1,872	110,455	-	2,724,005	
002790	TC-MTCE MECHANICAL	1,974,427	29,050	1,322	31,415	-	2,036,213	
002820	MC-MATERIAL HANDLING	1,202,443	1,702	-	-	-	1,208,086	
002840	TC-MATERIAL HANDLING	406,458	-	-	-	-	406,458	
003030	SUBSTATION OPS.	623,293	-	-	98,924	107,488	829,704	
003060	TRANSMISSION SUBSTATION ENGINEERING - LG&E	4,412	-	-	(4,412)	-	-	
003070	LGE TRANSMISSION LINES	186	-	-	(186)	-	(0)	
003110	TRANSFORMERS SERVICES	206,415	-	-	164,498	3,350	374,263	
003160	SC M LOUISVILLE	1,123,656	-	(30)	328,955	101,897	1,554,478	
003165	TRANSMISSION SUBSTATION CONSTRUCTION - LGE	20,711	-	-	(19,289)	-	1,421	
003210	FORESTRY	151,743	-	-	454	-	152,197	
003300	ELECTRIC CONSTRUCTION CREWS-ESC	2,153,448	-	3,364	2,085,195	631,483	4,873,490	
003320	STREET LIGHTING-LGE	1,331	-	-	211,624	-	212,954	
003385	LINE LOCATING	55,887	-	-	-	-	55,887	
003400	ELECTRIC CONSTRUCTION CREWS-AOC	1,888,601	-	5,164	2,309,464	776,838	4,980,066	
003410	JOINT TRENCH ENHANCE AND CONNECT NETWORK	11,949	-	-	230,489	-	242,438	
003430	NETWORK OPS. 3PH COMMERCIAL	489,306	-	1,775	2,115,027	27,310	2,633,418	
003450	MANAGER ELECTRIC DISTRIBUTION	233,920	-	-	111,647	-	345,567	
003470	PERFORMANCE METRICS	2,304	-	-	-	200,360	202,663	
003560	SUBSTATION RELAY, PROTECTION & CONTROL - LGE	245,448	-	-	507,191	14,647	767,285	
004010	MANAGER DISTRIBUTION DESIGN	-	-	-	48,107	28,864	76,971	
004040	DISTRIBUTION DESIGN	318,941	-	382	909,119	681,200	1,909,641	
004060	GAS DIST. CONTRACT CONSTRUCTION	30,809	-	238	74,172	18,965	124,185	
004100	DIRECTOR - GAS CONSTRUCTION AND OPERATIONS AND ENGINEERING	-	-	-	657	-	657	
004140	MANAGER, GAS CONSTRUCTION	2,939	-	-	-	5,359	8,298	
004190	GAS DIST OPRS-REPAIR AND MAINTAIN	37,551	-	1,215	3,804	237,754	280,324	
004220	SVC DEL-BARDSTOWN	1,600	-	-	-	-	1,600	
004270	GAS DISPATCH	-	-	-	385	-	385	
004280	GAS TROUBLE	101	-	214	95	201	611	
004290	METER SHOP	4,823	541	-	22,333	-	27,698	
004370	ASSET INFORMATION LGE	82,173	-	-	1,726	210,665	294,564	
004380	GAS-ENGINEERS	-	-	-	660	340,192	340,852	
004385	TRANSMISSION INTEGRITY & COMPLIANCE	2,762	-	-	680	-	3,441	
004450	CORROSION CONTROL	9,189	-	-	-	-	9,189	
004470	MULDRAUGH STORAGE	4,721	-	-	3,541	29,102	37,365	
004475	DIR. GAS CONTROL AND STORAGE - LGE	-	-	-	138	-	138	
004480	MAGNOLIA STORAGE	9,250	-	3,842	-	39,929	53,021	
004490	GAS CONTROL	9,547	-	-	-	-	9,547	
004500	INSTR., MEASUREMENT	2,819	-	-	-	-	2,819	
004510	SYSTEM REGULATION OPERATION	-	-	223	-	-	223	
004600	GAS REGULATORY SERVICES	2,842	-	-	-	-	2,842	
004610	DISTRIBUTION INTEGRITY & COMPLIANCE	625	-	-	406	9,593	10,625	
004630	OPERATOR QUALIFICIATIONS PROGRAM	217	-	-	-	-	217	
005310	FACILITIES MTCE	102,289	-	-	1,969	505	104,764	
006250	CORPORATE	(2,949,847)	-	(34,815)	-	3,322,361	337,699	
006264	TC IMEA/IMPA PARTNER ALLOCATION	(2,550,078)	(9,439)	-	-	2,465,387	(94,129)	
006630	LGE - TELECOMMUNICATIONS	260,941	-	1,539	118,856	434	381,770	
008825	LGE GENERATION SERVICES CHARGES	(13,330)	-	-	-	-	(13,330)	
008827	LGE PROJECT ENGINEERING CHARGES	-	-	-	172	-	172	
008910	LGE IT CHARGES	23,285	-	-	(21,140)	-	2,145	
011018	VEGETATION MANAGEMENT - KU	381	-	-	-	-	381	
011061	AREA 1	13	-	-	-	-	13	
011062	AREA 2	-	-	-	34	-	34	
011063	AREA 3	39	-	-	-	-	39	
011064	AREA 4	475	-	-	5	-	480	
011065	AREA 5	285	-	-	97	-	381	
011066	AREA 6	90	-	-	-	-	90	
011067	AREA 7	26	-	-	-	-	26	
011068	AREA 8	13	-	-	60	-	72	
011069	AREA 9	325	-	-	-	-	325	
011070	AREA 10	145	-	-	-	-	145	
011072	AREA 12	2,364	-	-	-	-	2,364	
011075	TECH. AND SAFETY TRAINING DIST - KU	-	-	-	-	(215)	(215)	
011370	FIELD SERVICES - KU	1,988	-	-	286	-	2,274	
011560	EARLINGTON OPERATIONS CENTER	41,326	-	-	19,807	-	61,133	
012160	DANVILLE OPERATIONS CENTER	8,811	-	-	7,704	-	16,515	
012360	RICHMOND OPERATIONS CENTER	21,550	-	-	7,921	-	29,471	
012460	ELIZABETHTOWN OPERATIONS CENTER	9,492	-	-	6,089	-	15,580	

Expenditure Org	Expenditure Org Description	Below the						Total
		Operating	Mechanism	Line	Other I/S	Capitalized	Other B/S	
012560	SHELBYVILLE OPERATIONS CENTER	129	-	-	-	10,432	-	10,560
013040	SC AND M LEXINGTON	-	-	-	-	61	-	61
013150	LXINGTON OPERATIONS CENTER	37,560	-	-	-	53,592	-	91,151
013660	MAYSVILLE OPERATIONS CENTER	12,945	-	-	-	580	-	13,525
014160	PINEVILLE OPERATIONS CENTER	129	-	-	-	-	-	129
014260	LONDON OPERATIONS CENTER	5,733	-	-	-	9,652	-	15,385
014370	ASSET INFORMATION - KU	4,979	-	-	-	875	-	5,853
014940	SC AND M PINEVILLE	122	-	-	-	-	-	122
015324	LXINGTON MATERIAL LOGISTICS	-	-	-	-	577	-	577
015326	EARLINGTON MATERIAL LOGISTICS	-	-	-	-	78	-	78
015490	PAYROLL	(3)	-	-	-	-	-	(3)
015820	KU METER SHOP	2,800	-	-	-	115	-	2,915
015865	TRANSMISSION SUBSTATION CONSTRUCTION - KU	-	-	-	-	6,680	-	6,680
015970	KU - TELECOMMUNICATIONS	239,030	-	-	-	23,053	293	262,376
016230	EWB OPER / RESULTS	-	-	-	-	10,229	-	10,229
016360	EWB MAINTENANCE	-	-	-	-	7,066	-	7,066
016530	GHEINT - PLANNING	-	-	-	-	2,437	-	2,437
016540	GH ENGINEERING AND TECHNICAL SERVICES	-	-	-	-	-	585	585
016650	GHEINT - OPERATIONS SHIFTS	-	-	-	-	16,983	-	16,983
016720	KU - BRCT JOINT OWNERSHIP ALLOCATIONS	265,601	-	-	-	-	-	265,601
017660	NORTON OPERATIONS CENTER	-	-	-	-	397	-	397
018827	KU PROJECT ENGINEERING CHARGES	-	-	-	-	258	-	258
018850	KU RETAIL BUSINESS CHARGES	(391)	-	-	-	-	-	(391)
018890	KU OPERATING SERVICES CHARGES	183	-	-	-	-	-	183
020899	I/C INCL: LKS-PPL SERV ISD - INFORMATION TECHNOLOGY	(4,534)	-	-	-	-	-	(4,534)
021000	CHAIRMAN AND CEO	89,581	-	-	-	-	-	89,581
021015	01 DIRECTOR SYSTEMS, OPS AND PLANNING	83,946	-	-	-	47,182	135,751	266,879
021016	DISTRIBUTION ANALYTICS & RESOURCE PLANNING	64,999	-	-	-	26	74,257	139,281
021035	VP CUSTOMER SERVICES - SERVCO	72,348	-	-	-	-	-	72,348
021055	VP ELECTRIC DISTRIBUTION - LKS	116,259	-	-	-	-	-	116,259
021070	DIRECTOR - ASSET MANAGEMENT	18,067	-	-	-	-	34,282	52,349
021071	SYSTEM ANALYSIS AND PLANNING - DIST	155,067	-	-	-	1,609	176,736	333,411
021072	ELECTRICAL ENGINEERING AND PLANNING GROUP - LKS	41,300	-	-	-	509	45,468	87,278
021073	DIST SYSTEMS, COMPLIANCE AND EMER PREP	47,794	-	-	-	2,323	112,847	162,964
021075	ELECTRIC CODES AND STANDARDS	94,245	-	-	-	788	122,911	217,944
021076	ASSET INFORMATION-LKS	20,286	-	-	-	4,547	53,614	78,446
021078	PROTECTION & CONTROL ENGINEERING	7,878	-	-	-	1,725	13,914	23,517
021080	DISTRIBUTION SYSTEM ADMINISTRATION	110,524	-	-	-	32,470	-	142,994
021204	CCS RETAIL SUPPORT	296,231	-	-	-	8,901	-	305,132
021205	RESIDENTIAL SERVICE CENTER	1,913,464	-	2,622	-	679	-	1,916,765
021220	BUSINESS OFFICES	89,074	-	-	-	1,292	-	90,365
021221	CIVIC AFFAIRS	66,283	-	-	-	34	-	66,317
021225	BUSINESS SERVICE CENTER	334,086	-	-	-	3,892	-	337,977
021250	DIRECTOR CUSTOMER SERVICE AND MARKETING	75,971	-	-	-	-	-	75,971
021251	COMPLAINTS AND INQUIRY	86,149	-	-	-	-	-	86,149
021280	MANAGER - METER READING	105,060	-	-	-	182	-	105,242
021315	MANAGER, FIELD SERVICE OPERATIONS	412,600	-	-	-	43	-	412,643
021320	MANAGER - METER ASSET MANAGEMENT - LKS	215,004	-	-	-	36	-	215,041
021325	DIRECTOR REVENUE COLLECTION	38,871	-	-	-	-	-	38,871
021326	BUSINESS PROCESS MANAGEMENT & OPERATIONAL PERFORMANCE	270,285	-	223	-	-	-	270,508
021330	MANAGER REMITTANCE AND COLLECTION	228,654	-	-	-	1,756	5,072	235,482
021331	REVENUE ASSURANCE	84,984	-	-	-	198	1,710	86,892
021335	FEDERAL REGULATION & POLICY	60,049	-	-	-	-	-	60,049
021360	MANAGER BUSINESS SERVICES	358,165	-	58	-	71	-	358,295
021370	DIRECTOR, SAP UPGRADE PROJECT	767	-	-	-	-	-	767
021390	MANAGER MARKETING	147,516	-	-	-	7,377	-	154,893
021410	DIRECTOR BUSINESS & ECONOMIC DEVELOPMENT AND ENERGY EFFICIENCY	66,764	-	4,772	-	-	2,150	73,687
021411	CS PROJECT SERVICES - LKS	93,513	29,141	168,885	-	105,902	(201,970)	195,472
021415	MANAGER, SMART GRID STRATEGY	66,657	-	-	-	-	-	66,657
021420	ENERGY EFFICIENCY OPERATIONS	-	228,983	-	-	17,697	0	246,680
021440	VP STATE REGULATION AND RATES	507,352	-	-	-	399	-	507,751
021500	DIRECTOR SAFETY AND TECHNICAL TRAINING	73,559	-	-	-	158	-	73,718
021520	ENERGY EFFICIENCY OPERATIONS - NON DSM	16,005	134,736	-	-	22,294	625	173,659
021900	PRESIDENT AND COO	198,580	-	-	-	-	-	198,580
021904	CHIEF OPERATING OFFICER	160,068	-	-	-	-	-	160,068
022025	GENERATION TURBINE GENERATOR SPECIALIST	422,909	-	-	-	2,282	-	425,191
022060	DIRECTOR - GENERATION SERVICES	141,990	-	-	-	166	-	142,156
022065	MANAGER - SYSTEM LAB AND ENV. COMPL.	384,590	-	-	-	-	-	384,590
022070	RESEARCH AND DEVELOPMENT	155,187	-	-	-	-	-	155,187
022080	MANAGER, COMPLIANCE AND DOCUMENT MANAGEMENT	264,588	-	-	-	2,821	-	267,408
022110	MANAGER - GENERATION ENGINEERING	1,456,937	-	-	-	1,813	117	1,458,867
022200	VP - POWER GENERATION	518,051	-	-	-	159,597	-	677,648
022210	DIRECTOR, COMMERCIAL OPERATIONS	105,229	-	-	-	10,930	77,840	193,999
022220	LKS - CANE RUN COMMERCIAL OPS	50,468	-	-	-	169,563	-	220,031
022230	LKS - MILL CREEK COMMERCIAL OPS	102,692	-	-	-	-	172,452	275,144
022240	LKS - TRIMBLE COUNTY COMMERCIAL OPS	82,416	-	-	-	-	203,583	285,999
022250	LKS - GHEINT COMMERCIAL OPS	61,358	-	-	-	1,692	87,051	150,101
022260	LKS - EW BROWN COMMERCIAL OPS	48,784	-	-	-	1,229	76,041	126,054
022270	LKS - RIVERPORT COMMERCIAL OPS	51,828	-	-	-	-	43,034	94,863
022800	DIRECTOR - FUELS MANAGEMENT	355,149	-	-	-	4,560	-	359,709
022810	DIRECTOR - CORPORATE FUELS AND BY PRODUCTS	620,067	-	-	-	39	-	628,545
022970	GENERATION SYSTEM PLANNING	458,807	-	-	8,439	-	-	458,807
023000	VICE PRESIDENT - TRANSMISSION	79,337	-	-	-	-	-	79,337
023003	DIRECTOR TRANSMISSION ENGINEERING & CONSTRUCTION	26,841	-	-	-	-	43,154	69,994
023005	DIR TRANS STRATEGY & PLANNING	38,654	-	-	-	-	41,579	80,234
023010	DIRECTOR - TRANSMISSION	77,331	-	-	-	-	-	77,331
023020	TRANSMISSION SYSTEM OPERATIONS	1,435,605	-	-	-	815	752	1,437,172
023040	TRANSMISSION ENERGY MANAGEMENT SYSTEMS	244,986	-	-	-	11,429	-	256,415
023050	TRANSMISSION STRATEGY & PLANNING	163,132	-	-	-	1,157	320,772	485,061
023055	TRANSMISSION RELIABILITY PERFORMANCE/STANDARDS-LKS	68,709	-	-	-	8,076	130,033	206,819
023060	TRANSMISSION SUBSTATION ENGINEERING - LKS	199,138	-	-	-	194,655	345,789	739,582
023065	TRANSMISSION SUBSTATION CONSTRUCTION - LKS	155,333	-	-	-	122,594	234,704	512,632
023070	MANAGER - TRANSMISSION LINES	105,561	-	-	-	100,044	545,283	750,888
023076	TRANSMISSION PROJECT MANAGEMENT	640	-	-	-	8,158	136,723	145,521
023090	TRANSMISSION POLICY & TARIFFS	119,071	-	-	-	-	-	119,071
023110	TRANSFORMER SERVICES	11,685	-	-	-	34,213	-	45,899
023130	MANAGER SUBSTATION CONSTRUCTION AND MAINTENANCE	12,069	-	-	-	173	35,693	47,936
023200	01 DIRECTOR LG&E DISTRIBUTION OPS	49,034	-	-	-	47,048	62,943	159,024
023210	LKS - FORESTRY	70,846	-	-	-	-	-	70,846
023220	MGR SYSTEM RESTORATION AND OPERATIONS	1,440,646	-	-	-	387,021	462,829	2,290,496
023550	SUBSTATION ENGINEERING AND DESIGN	9,615	-	-	-	260,496	215,697	485,807
023551	DISTRIBUTION ASSETS & STANDARDS	6,351	-	-	-	2,949	163,810	173,109
023560	SUBSTATION RELAY, PROTECTION & CONTROL (SERVCO)	87,275	-	-	-	-	9,849	97,123
023640	ELECTRIC DISTRIBUTION & CUST SERV BUDGETING	167,399	-	-	-	-	-	167,399

Expenditure Org	Expenditure Org Description	Below the Line					Capitalized	Other B/S	Total
		Operating	Mechanism	Line	Other I/S				
023800	ENERGY PLANNING ANALYSIS AND FORECASTING	62,485	-	-	-	-	-	62,485	
023815	SALES ANALYSIS & FORECASTING	156,711	-	-	-	-	-	156,711	
024000	VP - GAS DISTRIBUTION	9,204	-	-	-	-	-	9,204	
024475	GAS STORAGE, CONTROL AND COMPLIANCE	1,508	-	-	-	550	-	2,058	
025000	SVP HUMAN RESOURCES	124,075	-	-	-	-	-	124,075	
025200	DIR - HUMAN RESOURCES	186,484	-	-	-	-	-	186,484	
025210	TECHNICAL TRAINING GENERATION AND TRANSMISSION	279,053	-	-	-	1,352	-	280,405	
025270	INDUSTRIAL RELATIONS & HRIS	122,846	-	-	-	-	-	122,846	
025300	DIRECTOR HR - CORPORATE	131,027	-	-	-	-	-	131,027	
025410	DIRECTOR SUPPLY CHAIN AND LOGISTICS	87,389	-	-	-	198	22,461	110,048	
025415	IT SOURCING AND CONTRACT MANAGEMENT	216,140	-	-	-	1,778	-	217,918	
025420	CORPORATE PURCHASING	152,514	22,712	-	-	186	-	175,412	
025430	MANAGER SUPPLY CHAIN ED/TRANSMISSION	209,091	-	-	-	4,676	69,143	282,910	
025450	MANAGER MATERIAL SERVICES AND LOGISTICS	25,914	-	-	-	1,797	141,159	168,870	
025460	MANAGER - SUPPLIER DIVERSITY	46,342	-	-	-	-	-	46,342	
025470	SARBANES OXLEY	49,874	-	-	-	-	-	49,874	
025500	DIRECTOR OPERATING SERVICES	90,869	-	-	-	-	-	90,869	
025510	CONTRACT MANAGER - XEROX CORP.	71,388	-	-	-	-	-	71,388	
025530	MANAGER TRANSPORTATION	-	-	-	-	-	98,948	98,948	
025550	MANAGER OFFICE FACILITIES	139,070	-	-	-	25,282	-	164,352	
025551	FACILITY OPERATIONS NORTH	50,638	-	-	-	2,237	532	53,406	
025552	FACILITY OPERATIONS CENTRAL	28,862	-	-	-	-	-	28,862	
025553	FACILITY OPERATIONS SOUTH	28,296	-	-	-	-	-	28,296	
025555	FACILITY OPERATIONS - LEXINGTON	23,570	-	-	-	-	-	23,570	
025560	FACILITY OPERATIONS DATA/CONTROL CENTER	27,149	-	-	-	-	-	27,149	
025580	MANAGER REAL ESTATE AND RIGHT OF WAY	89,332	-	-	-	2,308	181,309	272,949	
025590	CORPORATE SECURITY / BUSINESS CONTINUITY	205,360	-	-	-	4,658	-	210,019	
025593	PROJECT PLANNING AND MANAGEMENT	85,003	-	182	-	127,207	90	212,483	
025594	CORPORATE FACILITY SERVICES	37,777	-	-	-	-	-	37,777	
025620	MANAGER HEALTH AND SAFETY	109,090	-	-	-	-	-	109,090	
025650	DIRECTOR ENVIRONMENTAL AFFAIRS	630,141	-	-	-	114	-	630,254	
025660	STAFFING SERVICES	249,808	-	-	-	-	-	249,808	
025670	COMPENSATION/HR POLICY & COMPLIANCE	104,127	-	-	-	-	-	104,127	
025680	MANAGER BENEFITS AND RECORDS	165,087	555	-	-	-	-	165,642	
025700	DIRECTOR - HUMAN RESOURCES	218,979	-	-	-	-	-	218,979	
025710	ELECTRIC TECHNICAL TRAINING AND PUBLIC SAFETY	317,337	-	-	-	-	-	317,337	
025720	ELECTRIC DISTRIBUTION AND TRANSMISSION SAFETY	280,365	-	-	-	82	42,159	322,605	
025730	GAS SAFETY AND TECHNICAL TRAINING	-	-	-	-	422	28,062	28,484	
025770	MANAGER ORGANIZATIONAL DEVELOPMENT	104,176	-	6,641	-	-	-	110,817	
025775	HRIS	101,608	-	-	-	15,401	-	117,009	
025780	MANAGER DIVERSITY STRATEGY	37,717	-	-	-	-	-	37,717	
026020	FINANCIAL PLANNING & BUDGETING	104,452	-	-	-	-	-	104,452	
026030	GENERATION, PE, AND SAFETY BUDGETING	193,421	-	-	-	112,983	-	306,403	
026045	DIRECTOR CORPORATE TAX	275,679	-	-	-	68	-	275,747	
026050	CFO	128,932	-	4,793	-	-	-	133,725	
026080	MANAGER REVENUE ACCOUNTING	219,232	-	-	-	4,267	1,641	225,140	
026120	MANAGER PROPERTY ACCOUNTING	301,354	-	-	-	41	-	301,396	
026130	CONTROLLER	84,303	-	-	-	-	-	84,303	
026135	DIRECTOR - ACCOUNTING AND REGULATORY REPORTING	67,095	-	-	-	-	-	67,095	
026140	MANAGER - FINANCIAL PLANNING	190,320	-	-	-	-	-	190,320	
026145	SHARED SERVICES & CORPORATE BUDGETING	199,653	-	-	-	-	-	199,653	
026150	FINANCIAL ACCOUNTING AND ANALYSIS	165,179	-	-	-	50	-	165,229	
026155	FINANCIAL REPORTING	154,713	-	-	-	175	-	154,888	
026160	REGULATORY ACCOUNTING AND REPORTING	174,243	-	1,565	-	-	-	175,807	
026170	MANAGER - CUSTOMER ACCOUNTING	530,695	-	-	-	19,195	1,534	551,423	
026175	TRANSMISSION, GAS, & ES BUDGETING	18,582	-	-	-	-	-	18,582	
026190	CORPORATE ACCOUNTING	205,046	-	-	-	131	-	205,177	
026200	SUPPLY CHAIN SUPPORT	260,353	-	-	-	323	21,558	282,235	
026310	MANAGER PAYROLL	139,220	-	-	-	2,522	-	141,742	
026330	TREASURER	103,776	-	-	-	-	-	103,776	
026350	RISK MANAGEMENT	87,337	-	598	-	-	-	87,935	
026370	CORPORATE FINANCE	136,704	-	-	-	-	-	136,704	
026390	CREDIT/CONTRACT ADMINISTRATION	109,757	-	-	-	-	-	109,757	
026400	AUDIT SERVICES	351,718	-	460	-	408	-	352,586	
026490	CHIEF INFORMATION OFFICER	142,805	-	-	-	-	-	142,805	
026492	SER IT CHARGES	18	-	-	-	6,241	-	6,258	
026600	IT INFRASTRUCTURE AND OPERATIONS	265,095	-	-	-	12,594	590	278,279	
026625	TRANSPORT ENGINEERING	292,289	-	-	-	67,838	1,349	361,475	
026630	DATA NETWORKING	258,517	-	-	-	90,961	-	349,478	
026635	WORKSTATION ENGINEERING	129,448	-	-	-	89,591	-	219,039	
026636	IT CIP INFRASTRUCTURE	233,081	-	-	-	31,965	-	265,046	
026637	DATA CENTER OPERATIONS	609,248	-	-	-	91,753	-	701,001	
026638	GLOBAL NOC	124,425	-	-	-	6,712	-	131,138	
026645	UNIFIED COMMUNICATIONS AND COLLABORATION	243,049	-	-	-	40,153	-	283,202	
026646	INFRASTRUCTURE SERVICES	590,971	-	-	-	46,435	-	637,407	
026680	CLIENT SUPPORT SERVICES	145,073	-	-	-	20,285	-	165,358	
026739	ENTERPRISE SECURITY	884	-	-	-	-	-	884	
026740	IT SECURITY AND RISK MANAGEMENT	99,473	-	-	-	-	-	99,473	
026742	IT SECURITY	353,938	-	-	-	28,699	-	382,637	
026744	IT SECURITY RISK MANAGEMENT	182,221	-	-	-	39,621	-	221,841	
026760	IT TRAINING	106,883	-	-	-	-	-	106,883	
026772	TECHNOLOGY SUPPORT CENTER	351,600	-	-	-	629	-	352,229	
026774	DESKTOP OPERATIONS	229,273	-	-	-	89,242	-	318,515	
026850	VP EXTERNAL AFFAIRS	-	-	128,133	-	-	-	128,133	
026900	LEGAL DEPARTMENT - LKS	861,699	-	3,180	-	88,390	-	953,268	
026905	COMPLIANCE DEPT	280,795	-	-	-	-	-	280,795	
026910	GENERAL COUNSEL - LKS	138,674	-	-	-	-	-	138,674	
026920	DIRECTOR - CORPORATE COMMUNICATION	145,137	-	-	-	-	-	145,137	
026925	VP CORPORATE RESPONSIBILITY AND COMMUNITY AFFAIRS	154,810	-	-	-	-	-	154,810	
026940	MANAGER EXTERNAL AND BRAND COMMUNICATION	422,131	-	-	-	1,638	-	423,769	
027600	IT BUSINESS SERVICES	119,209	-	-	-	13,542	-	132,751	
027610	IT PROJECT MANAGEMENT OFFICE	254,242	-	-	-	242,920	2,542	499,703	
027620	IT BUSINESS ANALYSIS	294,048	-	-	-	168,026	-	462,074	
027630	IT QUALITY ASSURANCE	72,346	-	-	-	28,640	-	100,986	
027650	IT BUSINESS RELATIONSHIP MGR - CONSOLIDATED	149,631	-	-	-	1,682	-	151,313	
027660	IT SERVICE MANAGEMENT	15,241	-	-	-	-	-	15,241	
027800	IT APPLICATION PLANNING, EXECUTION AND SUPPORT	38,653	-	-	-	18,801	5,205	62,659	
027810	IT DEVELOPMENT AND SUPPORT - FINANCIAL APPS	276,639	-	-	-	89,359	-	365,999	
027820	IT DEVELOPMENT AND SUPPORT - CUSTOMER SERVICE	408,469	65	-	-	254,111	12,169	674,814	
027830	IT CUSTOMER RELATIONSHIP AND BILLING	517	-	-	-	(470)	-	48	
027840	IT DEVELOPMENT AND SUPPORT - OPERATIONS	298,518	-	-	-	171,791	-	470,309	
027850	IT DEVELOPMENT AND SUPPORT - INTERNAL APPS	269,176	-	-	-	84,510	-	353,686	
027860	IT DEVELOPMENT AND SUPPORT - MOBILE AND .NET PLATFORMS	344,376	-	-	-	75,469	-	419,845	
027870	IT DEVELOPMENT AND SUPPORT	108,659	-	-	-	23,223	-	131,882	

Expenditure Org	Expenditure Org Description	Below the					Capitalized	Other B/S	Total
		Operating	Mechanism	Line	Other I/S				
029640	SVP ENERGY SUPPLY AND ANALYSIS	86,957	-	-	-	20,505	-	107,462	
029660	DIRECTOR - POWER SUPPLY	940,407	-	-	-	994	-	941,401	
029750	PROJECT ENGINEERING	44,064	-	-	-	2,881,362	-	2,925,426	
029760	GENERATION SAFETY	206,724	-	-	-	95	-	206,820	
	Total 2018 Electric Labor	67,812,129	1,001,708	318,125	12,380	17,650,292	14,366,315	101,160,948	
	Total Off-Duty	10,527,481	134,786	28,154	1,043	2,554,772	1,830,825	15,077,060	
	Total Employee Benefits	28,450,597	237,255	74,161	3,368	6,739,415	5,155,761	40,660,556	
	Total Payroll Taxes	6,418,563	38,164	16,681	848	1,675,818	1,118,965	9,269,040	
	Total 2018 Electric Payroll Costs	113,208,770	1,411,912	437,120	17,639	28,620,297	22,471,866	166,167,603	

Expenditure Org	Expenditure Org Description	Below the Line					Capitalized	Other B/S	Total
		Operating	Mechanism	Other I/S	Line				
2018 Payroll Costs - Gas									
000020	LG&E AND KU SERVICES COMPANY CORPORATE	28,477	-	-	-	-	(139,172)	(110,696)	
001220	BUSINESS OFFICES - LGE	204,720	-	-	-	-	-	204,720	
001280	METER READING - LGE	170,986	-	-	-	268	-	171,253	
001295	FIELD SERVICE - LGE	8	-	-	-	-	-	8	
001345	METER SHOP LGE	1,021	-	77	-	9,325	-	10,423	
002130	CANE RUN CCGT - LGE	-	-	6	-	1,465	-	1,471	
002320	MC-COMMON PLANT	-	-	812	-	236	-	1,048	
002350	MC-LABORATORY	-	-	94	-	-	-	94	
002480	MGR. MILL CREEK MAINTENANCE	-	-	-	-	1,028	-	1,028	
002481	MILL CREEK MECHANICAL MAINTENANCE	-	-	152	-	872	-	1,024	
002482	MILL CREEK I/E MAINTENANCE	-	-	755	-	-	-	755	
002680	TC ENGINEERING AND TECHNICAL SERVICES	-	-	-	-	16	-	16	
002720	TC OPERATIONS	-	-	-	-	853	-	853	
002740	TC OPER-B WATCH	-	-	309	-	-	-	309	
002770	TC-MAINTENANCE SVCS	-	-	-	-	2,799	-	2,799	
002780	TC-MAINTENANCE I/E	-	-	591	-	-	-	591	
002790	TC-MTCE MECHANICAL	-	-	417	-	-	-	417	
003030	SUBSTATION OPS.	25	-	-	-	-	-	25	
003110	TRANSFORMERS SERVICES	-	-	-	-	139	-	139	
003160	SC M LOUISVILLE	1,030	-	(9)	-	-	-	1,020	
003230	STORM RESTORATION	124,821	-	-	-	-	-	124,821	
003300	ELECTRIC CONSTRUCTION CREWS-ESC	177	-	990	-	1,382	-	2,549	
003320	STREET LIGHTING-LGE	-	-	-	-	280	-	280	
003385	LINE LOCATING	57,184	-	-	-	-	-	57,184	
003400	ELECTRIC CONSTRUCTION CREWS-AOC	22,069	-	1,344	-	2,616	-	26,029	
003430	NETWORK OPS. 3PH COMMERCIAL	1,606	-	561	-	1,201	-	3,368	
003450	MANAGER ELECTRIC DISTRIBUTION	-	-	-	-	83	-	83	
003470	PERFORMANCE METRICS	14,186	-	-	-	-	106,246	120,432	
003560	SUBSTATION RELAY, PROTECTION & CONTROL - LGE	557	-	-	-	159	-	716	
004040	DISTRIBUTION DESIGN	46,861	-	121	-	620,733	142,886	810,601	
004060	GAS DIST. CONTRACT CONSTRUCTION	122,524	313	4,772	-	1,536,466	186,412	1,850,487	
004100	DIRECTOR - GAS CONSTRUCTION AND OPERATIONS AND ENGINEERING	57,761	-	-	-	1,051	110,712	169,524	
004140	MANAGER, GAS CONSTRUCTION	12,198	-	-	-	525,279	164,250	701,728	
004190	GAS DIST OPRS-REPAIR AND MAINTAIN	1,652,609	160,874	384	-	1,859,781	149,183	3,822,831	
004220	SVC DEL-BARDSTOWN	311,539	3,409	-	-	38,612	-	353,560	
004270	GAS DISPATCH	722,665	2,842	-	-	64,098	-	789,606	
004280	GAS TROUBLE	1,976,324	12,061	68	-	55,651	-	2,044,105	
004290	METER SHOP	67,586	-	-	-	237,829	-	305,415	
004370	ASSET INFORMATION LGE	87,461	-	-	-	775	326,461	414,697	
004380	GAS-ENGINEERS	179,147	-	-	-	262,756	155,422	597,325	
004385	TRANSMISSION INTEGRITY & COMPLIANCE	727,886	-	-	-	18,615	24,189	770,690	
004450	CORROSION CONTROL	1,174,903	-	-	-	65,026	-	1,239,928	
004470	MULDRAUGH STORAGE	2,403,700	6,633	-	-	227,606	80,197	2,718,136	
004475	DIR. GAS CONTROL AND STORAGE - LGE	83,463	-	-	-	(660)	81,928	164,730	
004480	MAGNOLIA STORAGE	1,900,300	1,475	6,213	-	218,182	37,804	2,163,974	
004485	MAGNOLIA DISTRIBUTION, FIELD AND TRANSMISSION	-	-	-	-	3	-	3	
004490	GAS CONTROL	967,710	-	-	-	45	61,137	1,028,892	
004500	INSTR., MEASUREMENT	629,949	-	-	-	56,865	-	686,814	
004510	SYSTEM REGULATION OPERATION	1,394,996	-	70	-	89,935	79,472	1,564,473	
004560	GAS PROCUREMENT	653,443	-	-	-	-	-	653,443	
004600	GAS REGULATORY SERVICES	701,530	-	-	-	11,229	-	712,759	
004610	DISTRIBUTION INTEGRITY & COMPLIANCE	239,621	-	-	-	4,336	4,310	248,266	
004620	PIPELINE SAFETY MANAGEMENT SYSTEMS	167,574	-	-	-	-	-	167,574	
004630	OPERATOR QUALIFICATIONS PROGRAM	106,760	-	-	-	330	-	107,090	
004640	COMPLIANCE/ENVIRONMENTAL COORDINATOR	54,544	-	-	-	-	-	54,544	
005310	FACILITIES MTCE	32,211	-	-	-	885	111	33,206	
006250	CORPORATE	(578,807)	-	(10,994)	-	-	483,564	(106,237)	
006630	LGE - TELECOMMUNICATIONS	113,104	-	486	-	53,268	84	166,942	
008825	LGE GENERATION SERVICES CHARGES	(267)	-	-	-	-	-	(267)	
008910	LGE IT CHARGES	7,353	-	-	-	(9,498)	-	(2,145)	
011061	AREA 1	10	-	-	-	-	-	10	
011062	AREA 2	-	-	-	-	15	-	15	
011063	AREA 3	30	-	-	-	-	-	30	
011064	AREA 4	119	-	-	-	2	-	121	
011065	AREA 5	61	-	-	-	43	-	104	
011066	AREA 6	71	-	-	-	-	-	71	
011067	AREA 7	20	-	-	-	-	-	20	
011068	AREA 8	10	-	-	-	27	-	37	
011069	AREA 9	240	-	-	-	-	-	240	
011072	AREA 12	1,597	-	-	-	-	-	1,597	
011370	FIELD SERVICES - KU	-	-	-	-	128	-	128	
011560	EARLINGTON OPERATIONS CENTER	-	-	-	-	433	-	433	
012160	DANVILLE OPERATIONS CENTER	-	-	-	-	491	-	491	
012360	RICHMOND OPERATIONS CENTER	497	-	-	-	1,423	-	1,920	
012460	ELIZABETHTOWN OPERATIONS CENTER	-	-	-	-	598	-	598	
012560	SHELBYVILLE OPERATIONS CENTER	101	-	-	-	52	-	153	
013040	SC AND M LEXINGTON	-	-	-	-	7	-	7	
013150	LEXINGTON OPERATIONS CENTER	-	-	-	-	1,247	-	1,247	
013660	MAYSVILLE OPERATIONS CENTER	-	-	-	-	261	-	261	
014160	PINEVILLE OPERATIONS CENTER	101	-	-	-	-	-	101	
014260	LONDON OPERATIONS CENTER	-	-	-	-	355	-	355	
014370	ASSET INFORMATION - KU	-	-	-	-	393	-	393	
015326	EARLINGTON MATERIAL LOGISTICS	-	-	-	-	35	-	35	
015490	PAYROLL	(1)	-	-	-	-	-	(1)	
015820	KU METER SHOP	51	-	-	-	52	-	102	
015970	KU - TELECOMMUNICATIONS	106,861	-	-	-	9,997	-	116,858	
016230	EWB OPER / RESULTS	-	-	-	-	4,596	-	4,596	
016360	EWB MAINTENANCE	-	-	-	-	3,175	-	3,175	
016530	GHENT - PLANNING	-	-	-	-	1,095	-	1,095	
016650	GHENT - OPERATIONS SHIFTS	-	-	-	-	7,630	-	7,630	
017660	NORTON OPERATIONS CENTER	-	-	-	-	179	-	179	
018890	KU OPERATING SERVICES CHARGES	58	-	-	-	-	-	58	
020899	I/C INCL: LKS-PPL SERV ISD - INFORMATION TECHNOLOGY	(1,432)	-	-	-	-	-	(1,432)	
021000	CHAIRMAN AND CEO	28,289	-	-	-	-	-	28,289	
021016	DISTRIBUTION ANALYTICS & RESOURCE PLANNING	290	-	-	-	12	-	302	
021035	VP CUSTOMER SERVICES - SERVCO	45,025	-	-	-	-	-	45,025	
021070	DIRECTOR - ASSET MANAGEMENT	-	-	-	-	-	15,402	15,402	
021071	SYSTEM ANALYSIS AND PLANNING - DIST	-	-	-	-	723	-	723	
021072	ELECTRICAL ENGINEERING AND PLANNING GROUP - LKS	-	-	-	-	229	-	229	
021073	DIST SYSTEMS, COMPLIANCE AND EMER PREP	-	-	-	-	936	-	936	
021075	ELECTRIC CODES AND STANDARDS	-	-	-	-	354	-	354	
021076	ASSET INFORMATION-LKS	14,200	-	-	-	2,043	81,625	97,868	

Expenditure Org	Expenditure Org Description	Below the					Capitalized	Other B/S	Total
		Operating	Mechanism	Line	Other I/S				
021078	PROTECTION & CONTROL ENGINEERING	-	-	-	-	775	-	775	
021080	DISTRIBUTION SYSTEM ADMINISTRATION	92,293	-	-	-	29,803	-	122,096	
021204	CCS RETAIL SUPPORT	233,102	-	-	-	3,520	-	236,623	
021205	RESIDENTIAL SERVICE CENTER	1,451,252	-	828	-	305	-	1,452,385	
021220	BUSINESS OFFICES	69,986	-	-	-	580	-	70,567	
021221	CIVIC AFFAIRS	51,433	-	-	-	15	-	51,448	
021225	BUSINESS SERVICE CENTER	229,622	-	-	-	14	-	229,637	
021250	DIRECTOR CUSTOMER SERVICE AND MARKETING	20,195	-	-	-	-	-	20,195	
021251	COMPLAINTS AND INQUIRY	67,689	-	-	-	-	-	67,689	
021280	MANAGER - METER READING	81,142	-	-	-	82	-	81,224	
021315	MANAGER, FIELD SERVICE OPERATIONS	68	-	-	-	19	-	87	
021320	MANAGER - METER ASSET MANAGEMENT - LKS	-	-	-	-	16	-	16	
021325	DIRECTOR REVENUE COLLECTION	30,514	-	-	-	-	-	30,514	
021326	BUSINESS PROCESS MANAGEMENT & OPERATIONAL PERFORMANCE	85,277	-	70	-	-	-	85,347	
021330	MANAGER REMITTANCE AND COLLECTION	176,350	-	-	-	661	2,218	179,229	
021331	REVENUE ASSURANCE	66,623	-	-	-	-	570	67,193	
021335	FEDERAL REGULATION & POLICY	18,963	-	-	-	-	-	18,963	
021360	MANAGER BUSINESS SERVICES	273,560	-	18	-	32	-	273,610	
021370	DIRECTOR, SAP UPGRADE PROJECT	603	-	-	-	-	-	603	
021390	MANAGER MARKETING	39,949	-	-	-	3,314	-	43,263	
021410	DIRECTOR BUSINESS & ECONOMIC DEVELOPMENT AND ENERGY EFFICIENCY	17,747	-	1,507	-	-	717	19,971	
021411	CS PROJECT SERVICES - LKS	30,775	-	72,379	-	47,294	(87,181)	63,267	
021415	MANAGER, SMART GRID STRATEGY	17,719	-	-	-	-	-	17,719	
021420	ENERGY EFFICIENCY OPERATIONS	-	44,018	-	-	7,951	-	51,969	
021440	VP STATE REGULATION AND RATES	175,020	-	(0)	-	179	-	175,200	
021500	DIRECTOR SAFETY AND TECHNICAL TRAINING	22,810	-	-	-	71	-	22,881	
021520	ENERGY EFFICIENCY OPERATIONS - NON DSM	5,134	80,961	-	-	10,016	208	96,319	
021900	PRESIDENT AND COO	62,097	-	-	-	-	-	62,097	
022060	DIRECTOR - GENERATION SERVICES	96	-	-	-	75	-	171	
022080	MANAGER, COMPLIANCE AND DOCUMENT MANAGEMENT	-	-	-	-	1,267	-	1,267	
022110	MANAGER - GENERATION ENGINEERING	-	-	-	-	401	-	401	
022200	VP - POWER GENERATION	-	-	-	-	4,379	-	4,379	
022210	DIRECTOR, COMMERCIAL OPERATIONS	-	-	-	-	4,910	-	4,910	
022230	LKS - MILL CREEK COMMERCIAL OPS	518	-	-	-	-	-	518	
022250	LKS - GHENT COMMERCIAL OPS	-	-	-	-	760	-	760	
022260	LKS - EW BROWN COMMERCIAL OPS	-	-	-	-	552	-	552	
022800	DIRECTOR - FUELS MANAGEMENT	-	-	-	-	2,049	0	2,049	
022810	DIRECTOR - CORPORATE FUELS AND BY PRODUCTS	-	-	-	-	17	-	17	
022970	GENERATION SYSTEM PLANNING	4,391	-	-	-	-	-	4,391	
023020	TRANSMISSION SYSTEM OPERATIONS	-	-	-	-	366	-	366	
023040	TRANSMISSION ENERGY MANAGEMENT SYSTEMS	-	-	-	-	1,704	-	1,704	
023050	TRANSMISSION STRATEGY & PLANNING	-	-	-	-	520	-	520	
023055	TRANSMISSION RELIABILITY PERFORMANCE/STANDARDS-LKS	543	-	-	-	3,628	-	4,171	
023060	TRANSMISSION SUBSTATION ENGINEERING - LKS	-	-	-	-	857	-	857	
023065	TRANSMISSION SUBSTATION CONSTRUCTION - LKS	-	-	-	-	317	-	317	
023070	MANAGER - TRANSMISSION LINES	-	-	-	-	395	-	395	
023130	MANAGER SUBSTATION CONSTRUCTION AND MAINTENANCE	-	-	-	-	78	-	78	
023200	01 DIRECTOR LG&E DISTRIBUTION OPS	-	-	-	-	7,756	-	7,756	
023220	MGR SYSTEM RESTORATION AND OPERATIONS	(0)	-	-	-	42,064	-	42,064	
023550	SUBSTATION ENGINEERING AND DESIGN	-	-	-	-	76	-	76	
023551	DISTRIBUTION ASSETS & STANDARDS	-	-	-	-	955	-	955	
023640	ELECTRIC DISTRIBUTION & CUST SERV BUDGETING	52,863	-	-	-	-	1,783	54,646	
023800	ENERGY PLANNING ANALYSIS AND FORECASTING	19,732	-	-	-	-	-	19,732	
023815	SALES ANALYSIS & FORECASTING	49,488	-	-	-	-	-	49,488	
024000	VP - GAS DISTRIBUTION	258,165	-	-	-	-	-	258,165	
024475	GAS STORAGE, CONTROL AND COMPLIANCE	76,882	-	-	-	87	159,367	236,335	
025000	SVP HUMAN RESOURCES	39,181	-	-	-	-	-	39,181	
025200	DIR - HUMAN RESOURCES	58,890	-	-	-	-	-	58,890	
025210	TECHNICAL TRAINING GENERATION AND TRANSMISSION	-	-	-	-	607	-	607	
025270	INDUSTRIAL RELATIONS & HRIS	38,794	-	-	-	-	-	38,794	
025300	DIRECTOR HR - CORPORATE	41,377	-	-	-	-	-	41,377	
025410	DIRECTOR SUPPLY CHAIN AND LOGISTICS	27,542	-	-	-	-	458	28,000	
025415	IT SOURCING AND CONTRACT MANAGEMENT	68,255	-	-	-	799	-	69,054	
025420	CORPORATE PURCHASING	48,162	17,923	-	-	83	-	66,169	
025430	MANAGER SUPPLY CHAIN ED/TRANSMISSION	65,983	-	-	-	2,101	1,411	69,495	
025450	MANAGER MATERIAL SERVICES AND LOGISTICS	8,184	-	-	-	514	304	9,002	
025460	MANAGER - SUPPLIER DIVERSITY	14,634	-	-	-	-	-	14,634	
025470	SARBANES OXLEY	15,750	-	-	-	-	-	15,750	
025500	DIRECTOR OPERATING SERVICES	28,695	-	-	-	-	-	28,695	
025510	CONTRACT MANAGER - XEROX CORP.	22,463	-	-	-	-	-	22,463	
025530	MANAGER TRANSPORTATION	-	-	-	-	-	21,720	21,720	
025550	MANAGER OFFICE FACILITIES	43,731	-	-	-	-	-	43,731	
025551	FACILITY OPERATIONS NORTH	15,770	-	-	-	1,005	117	16,892	
025552	FACILITY OPERATIONS CENTRAL	8,747	-	-	-	-	-	8,747	
025553	FACILITY OPERATIONS SOUTH	8,862	-	-	-	-	-	8,862	
025555	FACILITY OPERATIONS - LEXINGTON	7,443	-	-	-	-	-	7,443	
025560	FACILITY OPERATIONS DATA/CONTROL CENTER	8,573	-	-	-	-	-	8,573	
025580	MANAGER REAL ESTATE AND RIGHT OF WAY	27,261	-	-	-	105,187	177,402	309,850	
025590	CORPORATE SECURITY / BUSINESS CONTINUITY	64,576	-	-	-	248	-	64,824	
025593	PROJECT PLANNING AND MANAGEMENT	32,036	-	57	-	36,844	350	69,288	
025594	CORPORATE FACILITY SERVICES	11,810	-	-	-	-	-	11,810	
025620	MANAGER HEALTH AND SAFETY	34,450	-	-	-	-	-	34,450	
025650	DIRECTOR ENVIRONMENTAL AFFAIRS	177,520	-	-	-	51	-	177,571	
025660	STAFFING SERVICES	78,887	-	-	-	-	-	78,887	
025670	COMPENSATION/HR POLICY & COMPLIANCE	32,882	-	-	-	-	-	32,882	
025680	MANAGER BENEFITS AND RECORDS	52,133	-	43	-	-	-	52,176	
025700	DIRECTOR - HUMAN RESOURCES	69,151	-	-	-	-	-	69,151	
025720	ELECTRIC DISTRIBUTION AND TRANSMISSION SAFETY	-	-	-	-	37	-	37	
025730	GAS SAFETY AND TECHNICAL TRAINING	509,195	-	-	-	189	-	509,385	
025770	MANAGER ORGANIZATIONAL DEVELOPMENT	32,898	-	2,097	-	-	-	34,995	
025775	HRIS	32,087	-	-	-	6,919	-	39,006	
025780	MANAGER DIVERSITY STRATEGY	11,911	-	-	-	-	-	11,911	
026020	FINANCIAL PLANNING & BUDGETING	32,985	-	-	-	-	-	32,985	
026030	GENERATION, PE, AND SAFETY BUDGETING	61,080	-	-	-	-	-	61,080	
026045	DIRECTOR CORPORATE TAX	87,056	-	-	-	31	-	87,087	
026050	CFO	40,715	-	1,514	-	-	-	42,229	
026080	MANAGER REVENUE ACCOUNTING	69,231	-	-	-	1,917	-	71,148	
026120	MANAGER PROPERTY ACCOUNTING	95,164	-	-	-	19	-	95,183	
026130	CONTROLLER	26,622	-	-	-	-	-	26,622	
026135	DIRECTOR - ACCOUNTING AND REGULATORY REPORTING	21,188	-	-	-	-	-	21,188	
026140	MANAGER - FINANCIAL PLANNING	60,101	-	-	-	-	-	60,101	
026145	SHARED SERVICES & CORPORATE BUDGETING	63,048	-	-	-	-	-	63,048	
026150	FINANCIAL ACCOUNTING AND ANALYSIS	52,162	-	-	-	22	-	52,184	
026155	FINANCIAL REPORTING	48,857	-	-	-	79	-	48,935	

Expenditure Org	Expenditure Org Description	Below the					Capitalized	Other B/S	Total
		Operating	Mechanism	Line	Other I/S				
026160	REGULATORY ACCOUNTING AND REPORTING	55,024	-	494	-	-	-	55,518	
026170	MANAGER - CUSTOMER ACCOUNTING	413,875	-	-	-	8,608	589	423,072	
026175	TRANSMISSION, GAS, & ES BUDGETING	5,868	-	-	-	-	-	5,868	
026190	CORPORATE ACCOUNTING	64,751	-	-	-	59	-	64,810	
026200	SUPPLY CHAIN SUPPORT	82,197	-	-	-	145	-	82,343	
026310	MANAGER PAYROLL	43,964	-	-	-	1,133	-	45,097	
026330	TREASURER	32,771	-	-	-	-	-	32,771	
026350	RISK MANAGEMENT	27,580	-	189	-	-	-	27,769	
026370	CORPORATE FINANCE	43,170	-	-	-	-	-	43,170	
026390	CREDIT/CONTRACT ADMINISTRATION	34,660	-	-	-	-	-	34,660	
026400	AUDIT SERVICES	111,069	-	145	-	183	-	111,397	
026490	CHIEF INFORMATION OFFICER	45,096	-	-	-	-	-	45,096	
026492	SER IT CHARGES	6	-	-	-	2,804	-	2,809	
026600	IT INFRASTRUCTURE AND OPERATIONS	83,321	-	-	-	11,610	197	95,128	
026625	TRANSPORT ENGINEERING	92,302	-	-	-	30,117	-	122,419	
026630	DATA NETWORKING	80,662	-	-	-	53,345	-	134,006	
026635	WORKSTATION ENGINEERING	40,878	-	-	-	78,098	-	118,976	
026636	IT CIP INFRASTRUCTURE	73,542	-	-	-	13,537	-	87,079	
026637	DATA CENTER OPERATIONS	192,394	-	-	-	68,011	-	260,406	
026638	GLOBAL NOC	39,292	-	-	-	3,016	-	42,308	
026645	UNIFIED COMMUNICATIONS AND COLLABORATION	77,093	-	-	-	17,105	-	94,197	
026646	INFRASTRUCTURE SERVICES	186,623	-	-	-	20,862	-	207,485	
026680	CLIENT SUPPORT SERVICES	45,813	-	-	-	9,113	-	54,926	
026739	ENTERPRISE SECURITY	279	-	-	-	-	-	279	
026740	IT SECURITY AND RISK MANAGEMENT	31,412	-	-	-	-	-	31,412	
026742	IT SECURITY	111,770	-	-	-	12,943	-	124,713	
026744	IT SECURITY RISK MANAGEMENT	57,543	-	-	-	17,801	-	75,344	
026760	IT TRAINING	33,753	-	-	-	-	-	33,753	
026772	TECHNOLOGY SUPPORT CENTER	111,032	-	-	-	283	-	111,314	
026774	DESKTOP OPERATIONS	72,352	-	-	-	40,452	-	112,804	
026850	VP EXTERNAL AFFAIRS	-	-	40,463	-	-	-	40,463	
026900	LEGAL DEPARTMENT - LKS	282,480	-	1,004	-	858	-	284,342	
026905	COMPLIANCE DEPT	88,672	-	-	-	-	-	88,672	
026910	GENERAL COUNSEL - LKS	43,792	-	-	-	-	-	43,792	
026920	DIRECTOR - CORPORATE COMMUNICATION	45,833	-	-	-	-	-	45,833	
026925	VP CORPORATE RESPONSIBILITY AND COMMUNITY AFFAIRS	48,887	-	-	-	-	-	48,887	
026940	MANAGER EXTERNAL AND BRAND COMMUNICATION	133,305	-	-	-	736	-	134,041	
027600	IT BUSINESS SERVICES	37,645	-	-	-	6,084	-	43,729	
027610	IT PROJECT MANAGEMENT OFFICE	80,287	-	-	-	149,068	1,017	230,371	
027620	IT BUSINESS ANALYSIS	92,857	-	-	-	85,441	-	178,298	
027630	IT QUALITY ASSURANCE	22,846	-	-	-	12,867	-	35,713	
027650	IT BUSINESS RELATIONSHIP MGR - CONSOLIDATED	46,721	-	-	-	756	-	47,477	
027660	IT SERVICE MANAGEMENT	4,813	-	-	-	-	-	4,813	
027800	IT APPLICATION PLANNING, EXECUTION AND SUPPORT	12,206	-	-	-	7,502	2,366	22,074	
027810	IT DEVELOPMENT AND SUPPORT - FINANCIAL APPS	87,360	-	-	-	40,147	-	127,507	
027820	IT DEVELOPMENT AND SUPPORT - CUSTOMER SERVICE	129,002	-	-	-	108,702	5,969	243,673	
027830	IT CUSTOMER RELATIONSHIP AND BILLING	163	-	-	-	(211)	-	(48)	
027840	IT DEVELOPMENT AND SUPPORT - OPERATIONS	94,269	-	-	-	86,732	-	181,001	
027850	IT DEVELOPMENT AND SUPPORT - INTERNAL APPS	85,003	-	-	-	38,943	-	123,945	
027860	IT DEVELOPMENT AND SUPPORT - MOBILE AND .NET PLATFORMS	108,750	-	-	-	115,796	-	224,546	
027870	IT DEVELOPMENT AND SUPPORT	34,313	-	-	-	10,434	-	44,747	
029640	SVP ENERGY SUPPLY AND ANALYSIS	27,460	-	-	-	-	-	27,460	
029660	DIRECTOR - POWER SUPPLY	17,119	-	-	-	447	-	17,566	
029750	PROJECT ENGINEERING	-	-	-	-	1,610	-	1,610	
029760	GENERATION SAFETY	-	-	-	-	43	-	43	
Total 2018 Gas Labor		26,832,228	330,553	127,985	-	7,388,231	2,441,804	37,120,801	
Total Off-Duty		3,863,037	49,459	10,331	383	937,468	671,817	5,532,496	
Total Employee Benefits		10,439,888	87,060	27,213	1,236	2,473,014	1,891,896	14,920,307	
Total Payroll Taxes		2,355,279	14,004	6,121	311	614,938	410,602	3,401,255	
Total 2018 Gas Payroll Costs		43,490,431	481,076	171,650	1,930	11,413,652	5,416,119	60,974,859	
Total 2018 Electric and Gas Payroll Costs		156,699,201	1,892,988	608,771	19,569	40,033,949	27,887,985	227,142,462	

Expenditure Org	Expenditure Org Description	Below the					Capitalized	Other B/S	Total
		Operating	Mechanism	Line	Other I/S				
2019 Payroll Costs - Electric									
000020	LG&E AND KU SERVICES COMPANY CORPORATE	(4)	-	-	-	-	-	(4)	
001035	VP CUSTOMER SERVICES - LGE	-	-	-	-	(310)	-	(310)	
001075	TECH. AND SAFETY TRAINING DIST - LGE	40,026	-	-	-	-	-	40,026	
001220	BUSINESS OFFICES - LGE	268,859	-	-	-	-	-	268,859	
001280	METER READING - LGE	202,021	-	424	-	-	-	202,445	
001295	FIELD SERVICE - LGE	1,431,161	-	(168)	-	17,641	-	1,448,633	
001345	METER SHOP LGE	684,413	-	500	-	138,289	-	823,203	
002020	GENERATION SUPPORT - LGE	-	-	-	-	2,475	-	2,475	
002041	LGE - CANE RUN 7 ALLOCATIONS	(3,826,295)	-	-	-	-	-	(3,826,295)	
002042	LGE - PADDYS RUN 13 ALLOCATIONS	(191,797)	-	-	-	-	-	(191,797)	
002043	LGE - TRIMBLE COUNTY CTS ALLOCATIONS	(548,799)	-	-	-	-	-	(548,799)	
002044	LGE - TRIMBLE COUNTY STEAM ALLOCATIONS	(7,720,665)	(109,991)	-	-	-	-	(7,830,656)	
002060	CENT ENG/CONST MGMT	56,601	-	-	-	-	-	56,601	
002120	OHIO FALLS	640,612	-	-	-	6,490	-	647,102	
002130	CANE RUN CCGT - LGE	3,988,717	-	-	-	4,269	-	3,992,987	
002140	OTH PROD OPR/MTCE	474,989	-	-	-	8,935	-	483,923	
002320	MC-COMMON PLANT	7,832,318	1,515	16,194	-	131,258	-	7,981,286	
002330	MC ENGINEERING AND TECHNICAL SERVICES	1,044,802	-	-	-	9,073	380	1,054,255	
002340	MC COMMERCIAL OPERATIONS	182,516	-	-	-	-	144,699	327,216	
002350	MC-LABORATORY	936,356	-	626	-	88,714	-	1,025,696	
002401	GEN. MGR. MILL CREEK STATION	947,621	6,750	-	-	5,072	-	959,443	
002480	MGR. MILL CREEK MAINTENANCE	1,502,040	8,812	-	-	26,768	-	1,537,620	
002481	MILL CREEK MECHANICAL MAINTENANCE	1,856,957	319,098	-	-	152,849	-	2,328,904	
002482	MILL CREEK I/E MAINTENANCE	2,467,438	219,839	1,855	-	153,727	-	2,842,858	
002603	FINC & BUDGTNG-POWER PROD LG&E	261,426	-	-	-	-	-	261,426	
002650	GENERAL MANAGER - TC	537,434	(15,163)	-	-	1,305	-	523,576	
002670	TRIMBLE COUNTY - COMMERCIAL OPERATIONS	131,142	-	-	-	-	100,637	231,779	
002680	TC ENGINEERING AND TECHNICAL SERVICES	962,768	-	-	-	131,705	-	1,094,473	
002710	TC-LABORATORY	685,465	-	-	-	44,260	-	729,725	
002720	TC OPERATIONS	960,786	72,491	-	-	111,442	-	1,144,719	
002730	TC OPER-A WATCH	1,189,465	-	10,000	-	47	-	1,199,512	
002740	TC OPER-B WATCH	1,173,224	-	3,559	-	-	-	1,176,783	
002750	TC OPER-C WATCH	1,316,395	-	-	-	320	-	1,316,715	
002760	TC OPER-D WATCH	1,363,225	-	530	-	11,145	-	1,374,900	
002770	TC-MAINTENANCE SVCS	1,376,736	70,041	-	-	68,053	-	1,514,830	
002780	TC-MAINTENANCE I/E	2,509,948	50,436	1,921	-	147,778	-	2,710,083	
002790	TC-MTCE MECHANICAL	1,987,978	59,259	1,692	-	120,021	-	2,168,950	
002820	MC-MATERIAL HANDLING	1,093,024	-	-	-	-	-	1,097,061	
002840	TC-MATERIAL HANDLING	394,034	-	-	-	-	-	394,034	
003030	SUBSTATION OPS.	634,213	-	-	-	118,798	91,424	844,435	
003060	TRANSMISSION SUBSTATION ENGINEERING - LG&E	45	-	-	-	(1,058)	-	(1,012)	
003070	LGE TRANSMISSION LINES	1,490	-	-	-	(1,490)	-	-	
003110	TRANSFORMERS SERVICES	169,733	-	-	-	175,162	-	344,894	
003160	SC M LOUISVILLE	1,057,912	-	-	-	438,578	111,239	1,607,729	
003165	TRANSMISSION SUBSTATION CONSTRUCTION - LGE	(4,909)	-	-	-	5,921	-	1,012	
003210	FORESTRY	138,916	-	-	-	-	-	138,916	
003300	ELECTRIC CONSTRUCTION CREWS-ESC	1,897,936	-	10,842	-	2,143,177	88,251	4,140,207	
003320	STREET LIGHTING-LGE	-	-	-	-	201,513	-	201,513	
003385	LINE LOCATING	61,823	-	-	-	-	-	61,823	
003400	ELECTRIC CONSTRUCTION CREWS-AOC	1,459,543	-	3,117	-	2,152,108	65,512	3,680,280	
003410	JOINT TRENCH ENHANCE AND CONNECT NETWORK	5,327	-	-	-	283,679	-	289,005	
003430	NETWORK OPS. 3PH COMMERCIAL	297,005	-	703	-	2,087,123	19,022	2,403,854	
003440	UNDERGROUND CONSTRUCTION	66,901	-	165	-	281,247	261,187	609,500	
003450	MANAGER ELECTRIC DISTRIBUTION	235,431	-	436	-	604,735	448,171	1,288,773	
003470	PERFORMANCE METRICS	-	-	-	-	-	248,477	248,477	
003560	SUBSTATION RELAY, PROTECTION & CONTROL - LGE	310,680	-	-	-	485,703	4,398	800,780	
004040	DISTRIBUTION DESIGN	90,837	-	1,216	-	925,094	801,443	1,818,590	
004060	GAS DIST. CONTRACT CONSTRUCTION	7,727	-	-	-	27,090	(0)	34,817	
004140	MANAGER, GAS CONSTRUCTION	-	-	-	-	149	6,468	6,617	
004190	GAS DIST OPRS-REPAIR AND MAINTAIN	1,900	-	4,529	-	2,019	(2)	8,446	
004220	SVC DEL-BARDSTOWN	-	-	476	-	-	-	476	
004270	GAS DISPATCH	-	-	1,91	-	54	-	645	
004280	GAS TROUBLE	-	-	592	-	-	-	1,132	
004290	METER SHOP	2,456	3,467	-	-	569	-	6,492	
004370	ASSET INFORMATION LGE	56,640	-	-	-	3,440	218,688	278,768	
004380	GAS-ENGINEERS	-	-	-	-	3,800	437,189	440,989	
004385	TRANSMISSION INTEGRITY & COMPLIANCE	-	-	-	-	2,622	-	2,622	
004450	CORROSION CONTROL	6,090	-	-	-	816	651	7,557	
004470	MULDRAUGH STORAGE	4,978	-	506	-	122	8,916	14,522	
004475	DIR. GAS CONTROL AND STORAGE - LGE	-	-	-	-	453	-	453	
004480	MAGNOLIA STORAGE	11,016	-	-	-	(70)	-	10,946	
004490	GAS CONTROL	9,414	-	-	-	-	-	9,414	
004500	INSTR., MEASUREMENT	-	-	194	-	4,124	-	4,318	
004510	SYSTEM REGULATION OPERATION	2,528	-	224	-	579	0	3,331	
004600	GAS REGULATORY SERVICES	2,200	-	-	-	1,484	-	3,684	
004610	DISTRIBUTION INTEGRITY & COMPLIANCE	-	-	-	-	4,918	-	4,918	
005310	FACILITIES MTCE	104,996	-	-	-	1,884	-	106,880	
006250	CORPORATE	(2,421,266)	-	(30,259)	-	-	2,545,802	94,277	
006264	TC IMEA/IMPA PARTNER ALLOCATION	(2,626,392)	(31,768)	-	-	-	2,567,996	(90,164)	
006630	LGE - TELECOMMUNICATIONS	259,721	42	203	-	180,366	322	440,653	
008825	LGE GENERATION SERVICES CHARGES	-	-	-	-	189	-	189	
008826	LGE FUELS CHARGES	697	-	-	-	-	-	697	
008910	LGE IT CHARGES	10,169	-	-	-	(9,112)	-	1,056	
011061	AREA 1	622	-	-	-	-	-	622	
011069	AREA 9	123	-	-	-	-	-	123	
011070	AREA 10	11	-	-	-	-	-	11	
011071	AREA 11	129	-	-	-	-	-	129	
011072	AREA 12	214	-	-	-	-	-	214	
011370	FIELD SERVICES - KU	308	-	-	-	-	-	308	
011560	EARLINGTON OPERATIONS CENTER	-	-	-	-	1,071	-	1,071	
012050	SC AND M DANVILLE	1,148	-	-	-	-	-	1,148	
012160	DANVILLE OPERATIONS CENTER	4,882	-	323	-	9,372	-	14,577	
012360	RICHMOND OPERATIONS CENTER	8,565	-	-	-	5,083	-	13,648	
012460	ELIZABETHTOWN OPERATIONS CENTER	2,922	-	-	-	497	-	3,419	
012560	SHELBYVILLE OPERATIONS CENTER	6,198	-	-	-	3,703	-	9,901	
013040	SC AND M LEXINGTON	329	-	-	-	1,262	109	1,700	
013150	LEXINGTON OPERATIONS CENTER	25,922	-	-	-	20,779	-	46,701	
013560	SUBSTATION RELAY, PROTECTION & CONTROL - KU	98	-	-	-	2,375	-	2,473	
013660	MAYSVILLE OPERATIONS CENTER	10,824	-	-	-	-	-	10,824	
014260	LONDON OPERATIONS CENTER	-	-	-	-	1,211	-	1,211	
014370	ASSET INFORMATION - KU	2,452	-	-	-	2,158	1,226	5,835	

Expenditure Org	Expenditure Org Description	Below the					Capitalized	Other B/S	Total
		Operating	Mechanism	Line	Other I/S				
014940	SC AND M PINEVILLE	-	-	-	-	-	150	150	
015865	TRANSMISSION SUBSTATION CONSTRUCTION - KU	-	-	-	-	9,923	-	9,923	
015970	KU - TELECOMMUNICATIONS	304,583	-	-	-	16,729	470	321,782	
016230	EWB OPER / RESULTS	-	-	-	-	9,119	-	9,119	
016300	EWB COMBUSTION TURBINE	-	-	-	-	31,027	-	31,027	
016380	SOLAR SHARE PROGRAM	1,694	-	-	-	-	-	1,694	
016390	BROWN SOLAR	123	-	-	-	-	-	123	
016550	GHENT - MECHANICAL MNTC	1,302	-	-	-	-	-	1,302	
016630	GHENT - COMMERCIAL	-	-	-	-	112	-	112	
016640	GHENT - STATION LAB	715	-	-	-	-	-	715	
016650	GHENT - OPERATIONS SHIFTS	-	-	-	-	10,535	-	10,535	
016720	KU - BRCT JOINT OWNERSHIP ALLOCATIONS	259,713	-	-	-	-	-	259,713	
017660	NORTON OPERATIONS CENTER	351	-	-	-	-	-	351	
018826	KU FUELS CHARGES	372	-	-	-	-	-	372	
018910	KU IT CHARGES	480	-	-	-	17,751	-	18,231	
020899	I/C INCL: LKS-PPL SERV ISD - INFORMATION TECHNOLOGY	(1,577)	-	-	-	-	-	(1,577)	
021000	CHAIRMAN AND CEO	38,391	-	-	-	-	-	38,391	
021015	01 DIRECTOR SYSTEMS, OPS AND PLANNING	77,204	-	-	-	86,210	113,181	276,596	
021016	DISTRIBUTION ANALYTICS & RESOURCE PLANNING	79,707	-	-	-	1,657	89,992	171,356	
021020	DIRECTOR KU OPERATIONS	-	-	-	-	54	-	54	
021035	VP CUSTOMER SERVICES - SERVCO	73,967	-	-	-	-	-	73,967	
021055	VP ELECTRIC DISTRIBUTION - LKS	123,181	-	-	-	-	-	123,181	
021070	DIRECTOR - ASSET MANAGEMENT	11,376	-	-	-	-	47,510	58,886	
021071	SYSTEM ANALYSIS AND PLANNING - DIST	154,335	-	-	-	-	178,077	332,411	
021072	ELECTRICAL ENGINEERING AND PLANNING GROUP - LKS	37,853	-	-	-	-	36,547	74,400	
021073	DIST SYSTEMS, COMPLIANCE AND EMER PREP	44,066	-	-	-	-	58,552	102,618	
021075	ELECTRIC CODES AND STANDARDS	90,090	-	-	-	7,880	131,913	229,883	
021076	ASSET INFORMATION-LKS	9,810	-	-	-	22,394	34,902	67,106	
021078	PROTECTION & CONTROL ENGINEERING	35,182	-	-	-	3,594	68,634	107,410	
021080	DISTRIBUTION SYSTEM ADMINISTRATION	106,405	-	-	-	48,398	-	154,803	
021204	CCS RETAIL SUPPORT	326,640	1,485	-	-	6,949	-	335,073	
021205	RESIDENTIAL SERVICE CENTER	1,895,469	-	-	-	1,531	-	1,897,000	
021220	BUSINESS OFFICES	70,794	-	-	-	-	-	70,794	
021221	CIVIC AFFAIRS	88,041	-	-	-	-	-	88,041	
021225	BUSINESS SERVICE CENTER	316,022	-	-	-	836	-	316,858	
021250	DIRECTOR CUSTOMER SERVICE AND MARKETING	78,448	-	-	-	-	-	78,448	
021251	COMPLAINTS AND INQUIRY	91,520	-	-	-	-	-	91,520	
021280	MANAGER - METER READING	133,108	-	-	-	-	-	133,108	
021315	MANAGER, FIELD SERVICE OPERATIONS	437,719	-	2,528	-	-	-	440,247	
021320	MANAGER - METER ASSET MANAGEMENT - LKS	210,747	-	-	-	-	-	210,747	
021325	DIRECTOR REVENUE COLLECTION	40,405	-	-	-	-	-	40,405	
021326	BUSINESS PROCESS MANAGEMENT & OPERATIONAL PERFORMANCE	270,131	-	219	-	-	-	270,350	
021330	MANAGER REMITTANCE AND COLLECTION	164,980	-	-	-	7,440	-	172,421	
021331	REVENUE ASSURANCE	88,908	-	-	-	3,419	-	92,327	
021335	FEDERAL REGULATION & POLICY	79,875	-	-	-	-	-	79,875	
021360	MANAGER BUSINESS SERVICES	354,434	-	-	-	616	-	355,050	
021390	MANAGER MARKETING	113,348	-	-	-	-	-	113,348	
021410	DIRECTOR BUSINESS & ECONOMIC DEVELOPMENT AND ENERGY EFFICIENC	71,578	-	-	-	-	-	71,578	
021411	CS PROJECT SERVICES - LKS	76,968	78,769	204,425	-	19,081	(204,425)	174,813	
021415	MANAGER, SMART GRID STRATEGY	52,804	18,018	-	-	-	-	70,821	
021420	ENERGY EFFICIENCY OPERATIONS	31,928	74,669	-	-	-	-	106,596	
021440	VP STATE REGULATION AND RATES	522,438	-	-	-	-	-	522,438	
021500	DIRECTOR SAFETY AND TECHNICAL TRAINING	78,546	-	-	-	-	-	78,546	
021520	ENERGY EFFICIENCY OPERATIONS - NON DSM	29,842	99,741	-	-	521	-	130,104	
021900	PRESIDENT AND COO	191,127	-	-	-	-	-	191,127	
021904	CHIEF OPERATING OFFICER	182,484	-	-	-	-	-	182,484	
022025	GENERATION TURBINE GENERATOR SPECIALIST	332,385	-	-	-	14,451	-	346,836	
022060	DIRECTOR - GENERATION SERVICES	149,103	-	-	-	-	-	149,103	
022065	MANAGER - SYSTEM LAB AND ENV. COMPL.	435,422	-	-	-	-	-	435,422	
022070	RESEARCH AND DEVELOPMENT	177,566	-	-	-	-	-	177,566	
022080	MANAGER, COMPLIANCE AND DOCUMENT MANAGEMENT	347,536	-	-	-	-	-	347,536	
022110	MANAGER - GENERATION ENGINEERING	1,587,528	-	-	-	-	-	1,587,528	
022200	VP - POWER GENERATION	380,384	-	-	-	54,408	-	434,793	
022210	DIRECTOR, COMMERCIAL OPERATIONS	132,809	-	-	-	8,907	90,543	232,259	
022220	LKS - CANE RUN COMMERCIAL OPS	56,619	-	-	-	-	187,566	244,185	
022230	LKS - MILL CREEK COMMERCIAL OPS	65,954	-	-	-	831	193,461	260,246	
022240	LKS - TRIMBLE COUNTY COMMERCIAL OPS	74,202	-	-	-	-	193,482	267,684	
022250	LKS - GHENT COMMERCIAL OPS	42,663	-	-	-	627	100,737	144,028	
022260	LKS - EW BROWN COMMERCIAL OPS	43,380	-	-	-	-	78,651	122,031	
022270	LKS - RIVERPORT COMMERCIAL OPS	84,516	-	-	-	-	37,641	122,156	
022800	DIRECTOR - FUELS MANAGEMENT	376,609	-	-	-	-	-	376,609	
022810	DIRECTOR - CORPORATE FUELS AND BY PRODUCTS	602,048	-	-	-	8,240	-	610,288	
022970	GENERATION SYSTEM PLANNING	447,912	-	-	-	-	-	447,912	
023000	VICE PRESIDENT - TRANSMISSION	84,978	-	-	-	-	-	84,978	
023003	DIRECTOR TRANSMISSION ENGINEERING & CONSTRUCTION	27,062	-	-	-	-	35,808	62,870	
023005	DIR TRANS STRATEGY & PLANNING	44,889	-	-	-	-	40,796	85,685	
023010	DIRECTOR - TRANSMISSION	81,161	-	-	-	-	-	81,161	
023020	TRANSMISSION SYSTEM OPERATIONS	1,256,141	-	-	-	1,425	1,903	1,259,470	
023040	TRANSMISSION ENERGY MANAGEMENT SYSTEMS	260,620	-	-	-	20,651	-	281,271	
023050	TRANSMISSION STRATEGY & PLANNING	166,841	-	-	-	668	298,958	466,467	
023055	TRANSMISSION RELIABILITY PERFORMANCE/STANDARDS-LKS	60,222	-	-	-	32,318	125,999	218,538	
023060	TRANSMISSION SUBSTATION ENGINEERING - LKS	171,657	-	-	-	145,949	348,959	666,564	
023065	TRANSMISSION SUBSTATION CONSTRUCTION - LKS	212,418	-	-	-	116,810	258,629	587,857	
023070	MANAGER - TRANSMISSION LINES	106,684	-	-	-	119,344	608,128	834,157	
023076	TRANSMISSION PROJECT MANAGEMENT	3,225	-	-	-	12,974	147,082	163,280	
023090	TRANSMISSION POLICY & TARIFFS	112,719	-	-	-	-	-	112,719	
023110	TRANSFORMER SERVICES	1,017	-	-	-	2,283	-	3,300	
023130	MANAGER SUBSTATION CONSTRUCTION AND MAINTENANCE	12,853	-	-	-	-	38,300	51,153	
023200	01 DIRECTOR LG&E DISTRIBUTION OPS	39,207	-	-	-	50,228	73,704	163,139	
023210	LKS - FORESTRY	77,664	-	-	-	-	-	77,664	
023220	MGR SYSTEM RESTORATION AND OPERATIONS	1,357,397	-	-	-	276,853	597,070	2,231,319	
023550	SUBSTATION ENGINEERING AND DESIGN	10,529	-	-	-	338,531	217,109	566,169	
023551	DISTRIBUTION ASSETS & STANDARDS	7,644	-	-	-	12,949	150,653	171,246	
023560	SUBSTATION RELAY, PROTECTION & CONTROL (SERVCO)	69,522	-	-	-	-	12,035	81,557	
023640	ELECTRIC DISTRIBUTION & CUST SERV BUDGETING	160,693	-	-	-	-	-	160,693	
023800	ENERGY PLANNING ANALYSIS AND FORECASTING	66,497	-	-	-	-	-	66,497	
023815	SALES ANALYSIS & FORECASTING	134,677	-	-	-	-	-	134,677	
025000	SVP HUMAN RESOURCES	125,873	-	-	-	-	-	125,873	
025200	DIR - HUMAN RESOURCES	306,065	-	-	-	-	-	306,065	
025210	TECHNICAL TRAINING GENERATION AND TRANSMISSION	270,373	-	-	-	710	-	271,083	
025270	INDUSTRIAL RELATIONS & HRIS	15,557	-	-	-	-	-	15,557	
025300	DIRECTOR HR - CORPORATE	135,669	-	-	-	-	-	135,669	
025410	DIRECTOR SUPPLY CHAIN AND LOGISTICS	116,553	-	-	-	-	19,747	136,300	
025415	IT SOURCING AND CONTRACT MANAGEMENT	226,553	-	-	-	-	-	226,553	

Expenditure Org	Expenditure Org Description	Below the Line						Total
		Operating	Mechanism	Other I/S	Capitalized	Other B/S		
025420	CORPORATE PURCHASING	155,789	9,203	-	-	-	164,992	
025430	MANAGER SUPPLY CHAIN ED/TRANSMISSION	206,967	-	-	3,683	77,443	288,093	
025450	MANAGER MATERIAL SERVICES AND LOGISTICS	12,305	-	-	-	162,680	174,984	
025460	MANAGER - SUPPLIER DIVERSITY	44,260	-	-	-	-	44,260	
025470	SARBANES OXLEY	60,962	-	-	-	-	60,962	
025500	DIRECTOR OPERATING SERVICES	97,302	-	-	-	-	97,302	
025510	CONTRACT MANAGER - XEROX CORP.	87,078	-	-	-	9,604	96,682	
025530	MANAGER TRANSPORTATION	-	-	-	-	96,308	96,308	
025550	MANAGER OFFICE FACILITIES	134,833	-	-	15,908	-	150,741	
025551	FACILITY OPERATIONS NORTH	55,936	-	-	3,935	-	59,871	
025552	FACILITY OPERATIONS CENTRAL	34,295	-	-	299	-	34,594	
025553	FACILITY OPERATIONS SOUTH	48,068	-	-	1,797	-	49,865	
025555	FACILITY OPERATIONS - LEXINGTON	41,111	-	-	-	-	41,111	
025560	FACILITY OPERATIONS DATA/CONTROL CENTER	24,026	-	-	250	-	24,276	
025580	MANAGER REAL ESTATE AND RIGHT OF WAY	86,122	-	-	402	199,077	285,601	
025590	CORPORATE SECURITY / BUSINESS CONTINUITY	210,898	-	-	1,768	-	212,666	
025593	PROJECT PLANNING AND MANAGEMENT	49,013	-	5	168,262	340	217,620	
025594	CORPORATE FACILITY SERVICES	37,464	-	-	375	-	37,840	
025620	MANAGER HEALTH AND SAFETY	189,044	-	0	-	-	189,044	
025650	DIRECTOR ENVIRONMENTAL AFFAIRS	616,067	126	-	13,111	-	629,304	
025660	STAFFING SERVICES	279,652	-	-	2,638	-	282,290	
025670	COMPENSATION/HR POLICY & COMPLIANCE	92,340	-	-	224	-	92,564	
025680	MANAGER BENEFITS AND RECORDS	174,520	-	-	3,405	-	177,925	
025700	DIRECTOR - HUMAN RESOURCES	124,672	-	-	-	-	124,672	
025710	ELECTRIC TECHNICAL TRAINING AND PUBLIC SAFETY	348,561	-	-	-	-	348,561	
025720	ELECTRIC DISTRIBUTION AND TRANSMISSION SAFETY	307,933	-	-	-	-	307,933	
025730	GAS SAFETY AND TECHNICAL TRAINING	547	-	-	1,395	-	1,942	
025770	MANAGER ORGANIZATIONAL DEVELOPMENT	103,801	-	2,294	-	-	106,095	
025775	HRIS	119,907	-	-	14,270	-	134,177	
025780	MANAGER DIVERSITY STRATEGY	52,166	-	2,967	-	-	55,133	
026020	FINANCIAL PLANNING & BUDGETING	129,965	-	-	25,348	-	155,313	
026030	GENERATION, PE, AND SAFETY BUDGETING	89,040	-	-	77,410	-	166,450	
026045	DIRECTOR CORPORATE TAX	281,204	-	-	6,255	-	287,459	
026050	CFO	128,788	-	6,604	-	-	135,392	
026080	MANAGER REVENUE ACCOUNTING	285,361	-	-	-	-	285,361	
026110	LKS - MANAGER - FINANCIAL SYSTEMS AND PROCESSES	112,577	-	-	12,280	-	124,857	
026120	MANAGER PROPERTY ACCOUNTING	264,790	-	-	7,573	-	272,363	
026130	CONTROLLER	88,061	-	-	-	-	88,061	
026135	DIRECTOR - ACCOUNTING AND REGULATORY REPORTING	65,527	-	-	-	-	65,527	
026140	MANAGER - FINANCIAL PLANNING	192,910	-	-	11,255	-	204,165	
026145	SHARED SERVICES & CORPORATE BUDGETING	218,928	-	-	13,567	-	232,495	
026150	FINANCIAL ACCOUNTING AND ANALYSIS	19,301	-	-	-	-	19,301	
026155	FINANCIAL REPORTING	177,415	-	-	-	-	177,415	
026160	REGULATORY ACCOUNTING AND REPORTING	189,954	-	260	8,918	-	199,132	
026170	MANAGER - CUSTOMER ACCOUNTING	584,629	925	-	17,910	-	603,463	
026175	TRANSMISSION, GAS, & ES BUDGETING	110,574	-	-	-	-	110,574	
026190	CORPORATE ACCOUNTING	199,182	-	-	254	-	199,436	
026200	SUPPLY CHAIN SUPPORT	251,921	-	-	1,551	29,582	283,054	
026310	MANAGER PAYROLL	135,003	-	-	10,549	-	145,551	
026330	TREASURER	102,022	-	-	-	-	102,022	
026350	RISK MANAGEMENT	107,374	-	(171)	-	-	107,203	
026370	CORPORATE FINANCE	145,984	-	-	-	-	145,984	
026390	CREDIT/CONTRACT ADMINISTRATION	107,030	-	-	-	-	107,030	
026400	AUDIT SERVICES	346,414	-	-	191	-	346,604	
026490	CHIEF INFORMATION OFFICER	146,477	-	-	-	-	146,477	
026496	IT SOURCE PROJECT CLEARING	-	-	-	-	(1,707)	(1,707)	
026600	IT INFRASTRUCTURE AND OPERATIONS	288,998	-	-	14,483	-	303,481	
026625	TRANSPORT ENGINEERING	309,470	-	-	99,210	1,446	410,126	
026630	DATA NETWORKING	380,852	-	-	44,940	216	426,008	
026635	WORKSTATION ENGINEERING	190,276	-	-	101,899	-	292,175	
026636	IT CIP INFRASTRUCTURE	251,757	-	-	56,381	-	308,138	
026637	DATA CENTER OPERATIONS	631,792	-	-	90,548	66	722,406	
026638	GLOBAL NOC	152,443	-	-	17,806	-	170,249	
026645	UNIFIED COMMUNICATIONS AND COLLABORATION	309,848	1,911	-	65,125	-	376,885	
026646	INFRASTRUCTURE SERVICES	638,000	-	-	45,407	-	683,407	
026680	CLIENT SUPPORT SERVICES	94,628	-	-	2,123	-	96,750	
026740	IT SECURITY AND RISK MANAGEMENT	128,912	-	-	-	-	128,912	
026742	IT SECURITY	441,230	-	-	9,115	-	450,345	
026744	IT SECURITY RISK MANAGEMENT	216,329	-	-	36,515	-	252,844	
026760	IT TRAINING	111,785	-	-	-	-	111,785	
026772	TECHNOLOGY SUPPORT CENTER	361,008	-	-	212	-	361,221	
026774	DESKTOP OPERATIONS	300,312	-	(2)	82,266	53	382,628	
026850	VP EXTERNAL AFFAIRS	-	-	141,845	-	-	141,845	
026900	LEGAL DEPARTMENT - LKS	876,578	-	1,495	24,029	-	902,102	
026905	COMPLIANCE DEPT	295,260	-	-	-	-	295,260	
026910	GENERAL COUNSEL - LKS	140,738	-	-	-	-	140,738	
026920	DIRECTOR - CORPORATE COMMUNICATION	142,295	-	-	-	-	142,295	
026925	VP CORPORATE RESPONSIBILITY AND COMMUNITY AFFAIRS	174,280	-	-	-	-	174,280	
026940	MANAGER EXTERNAL AND BRAND COMMUNICATION	481,531	-	-	2,687	-	484,218	
027800	IT BUSINESS SERVICES	100,407	-	-	-	-	100,407	
027810	IT PROJECT MANAGEMENT OFFICE	366,242	8,411	-	199,241	-	573,894	
027820	IT BUSINESS ANALYSIS	305,677	-	-	150,226	-	455,903	
027830	IT QUALITY ASSURANCE	96,879	-	-	21,450	-	118,329	
027850	IT BUSINESS RELATIONSHIP MGR - CONSOLIDATED	226,648	-	-	(13,852)	-	212,796	
027860	IT SERVICE MANAGEMENT	99,482	-	-	700	-	100,183	
027800	IT APPLICATION PLANNING, EXECUTION AND SUPPORT	42,956	4,016	-	7,209	-	54,181	
027810	IT DEVELOPMENT AND SUPPORT - FINANCIAL APPS	326,634	-	-	100,151	-	426,785	
027820	IT DEVELOPMENT AND SUPPORT - CUSTOMER SERVICE	494,536	3,997	-	140,151	-	638,684	
027840	IT DEVELOPMENT AND SUPPORT - OPERATIONS	326,510	-	-	171,893	-	498,404	
027850	IT DEVELOPMENT AND SUPPORT - INTERNAL APPS	325,674	-	-	48,158	-	373,832	
027860	IT DEVELOPMENT AND SUPPORT - MOBILE AND .NET PLATFORMS	304,823	-	-	87,777	-	392,600	
027870	IT DEVELOPMENT AND SUPPORT	143,404	-	-	76,381	-	219,785	
029640	SVP ENERGY SUPPLY AND ANALYSIS	84,969	-	-	25,647	-	110,617	
029660	DIRECTOR - POWER SUPPLY	887,332	-	-	-	-	887,332	
029750	PROJECT ENGINEERING	93,428	-	-	2,347,349	3,607	2,443,383	
029760	GENERATION SAFETY	216,011	-	-	-	-	216,011	
Total 2019 Electric Labor		68,276,672	956,350	394,000	12,277	17,560,927	13,153,774	100,354,001
Total Off-Duty		10,671,048	130,724	33,861	1,079	2,483,871	1,930,403	15,250,986
Total Employee Benefits		27,372,689	181,009	79,074	3,107	6,702,614	4,889,463	39,227,955
Total Payroll Taxes		6,393,064	24,112	18,732	816	1,660,385	1,090,100	9,187,210
Total 2019 Electric Payroll Costs		112,713,474	1,292,195	525,668	17,278	28,407,797	21,063,740	164,020,152

Expenditure Org	Expenditure Org Description	Below the Line					Capitalized	Other B/S	Total
		Operating	Mechanism	Line	Other I/S				
2019 Payroll Costs - Gas									
000020	LG&E AND KU SERVICES COMPANY CORPORATE	(1)	-	-	-	-	-	(1)	
001220	BUSINESS OFFICES - LGE	211,245	-	-	-	-	-	211,245	
001280	METER READING - LGE	158,731	-	127	-	-	-	158,858	
001295	FIELD SERVICE - LGE	39,058	-	478	-	-	-	39,535	
001345	METER SHOP LGE	293	-	149	-	14,349	-	14,791	
002120	OHIO FALLS	2,692	-	-	-	52	-	2,745	
002130	CANE RUN CCGT - LGE	-	-	-	-	71	-	71	
002320	MC-COMMON PLANT	-	-	4,837	-	-	-	4,837	
002350	MC-LABORATORY	-	-	187	-	-	-	187	
002481	MILL CREEK MECHANICAL MAINTENANCE	(210)	-	-	-	-	-	(210)	
002482	MILL CREEK I/E MAINTENANCE	-	-	554	-	-	-	554	
002603	FINC & BUDGTNG-POWER PROD LG&E	554	-	-	-	-	-	554	
002720	TC OPERATIONS	-	-	-	-	176	-	176	
002740	TC OPER-B WATCH	-	-	1,063	-	-	-	1,063	
002760	TC OPER-D WATCH	-	-	158	-	-	-	158	
002780	TC-MAINTENANCE I/E	101	-	574	-	-	-	675	
002790	TC-MTCE MECHANICAL	-	-	505	-	-	-	505	
003030	SUBSTATION OPS.	221	-	-	-	-	-	221	
003160	SC M LOUISVILLE	405	-	-	-	-	-	405	
003300	ELECTRIC CONSTRUCTION CREWS-ESC	-	-	3,239	-	1,093	-	4,332	
003385	LINE LOCATING	61,823	-	-	-	-	-	61,823	
003400	ELECTRIC CONSTRUCTION CREWS-AOC	9,972	-	931	-	2,005	-	12,908	
003430	NETWORK OPS. 3PH COMMERCIAL	873	-	210	-	-	-	1,083	
003440	UNDERGROUND CONSTRUCTION	-	-	49	-	-	-	49	
003450	MANAGER ELECTRIC DISTRIBUTION	-	-	130	-	86	-	217	
003470	PERFORMANCE METRICS	14,925	-	-	-	-	120,826	135,751	
003560	SUBSTATION RELAY, PROTECTION & CONTROL - LGE	270	-	-	-	1,395	-	1,665	
004040	DISTRIBUTION DESIGN	48,349	-	363	-	595,121	273,687	917,520	
004060	GAS DIST. CONTRACT CONSTRUCTION	127,577	-	321	-	1,645,030	311,425	2,084,353	
004100	DIRECTOR - GAS CONSTRUCTION AND OPERATIONS AND ENGINEERING	46,526	-	-	-	-	117,989	164,516	
004140	MANAGER, GAS CONSTRUCTION	5,264	-	-	-	469,646	323,673	798,583	
004190	GAS DIST OPRS-REPAIR AND MAINTAIN	1,750,470	197,272	1,681	-	2,121,395	168,242	4,239,059	
004220	SVC DEL-BARDSTOWN	288,098	5,991	142	-	89,450	-	383,682	
004270	GAS DISPATCH	745,899	314	176	-	96,288	-	842,678	
004280	GAS TROUBLE	1,820,160	6,838	338	-	28,929	-	1,856,265	
004290	METER SHOP	105,438	-	-	-	290,918	-	396,356	
004370	ASSET INFORMATION LGE	83,188	-	-	-	1,546	340,190	424,924	
004380	GAS-ENGINEERS	160,885	-	-	-	266,484	197,216	624,585	
004385	TRANSMISSION INTEGRITY & COMPLIANCE	860,573	-	-	-	10,012	9,102	879,688	
004450	CORROSION CONTROL	1,327,317	-	-	-	46,467	-	1,373,784	
004470	MULDRAUGH STORAGE	2,332,233	18,233	151	-	303,484	72,574	2,726,674	
004475	DIR. GAS CONTROL AND STORAGE - LGE	131,880	-	-	-	203	130,289	262,373	
004480	MAGNOLIA STORAGE	1,851,579	-	-	-	313,879	39,624	2,205,083	
004490	GAS CONTROL	1,190,720	-	-	-	-	78,469	1,269,189	
004500	INSTR., MEASUREMENT	741,555	-	58	-	30,100	-	771,714	
004510	SYSTEM REGULATION OPERATION	1,342,031	-	67	-	110,072	46,120	1,498,290	
004560	GAS PROCUREMENT	678,028	-	-	-	-	-	678,028	
004600	GAS REGULATORY SERVICES	848,080	-	-	-	667	-	848,747	
004610	DISTRIBUTION INTEGRITY & COMPLIANCE	372,584	-	-	-	2,209	-	374,794	
004620	PIPELINE SAFETY MANAGEMENT SYSTEMS	287,471	-	-	-	-	-	287,471	
004630	OPERATOR QUALIFICATIONS PROGRAM	288,334	-	-	-	-	-	288,334	
004640	COMPLIANCE/ENVIRONMENTAL COORDINATOR	60,422	-	-	-	2,108	-	62,530	
005310	FACILITIES MTCE	31,364	-	-	-	846	-	32,210	
006250	CORPORATE	(723,218)	-	(9,038)	-	-	597,150	(135,106)	
006630	LGE - TELECOMMUNICATIONS	111,943	-	61	-	62,238	-	174,241	
008826	LGE FUELS CHARGES	208	-	-	-	-	-	208	
008910	LGE IT CHARGES	3,037	-	-	-	(4,094)	-	(1,056)	
011061	AREA 1	489	-	-	-	-	-	489	
011069	AREA 9	96	-	-	-	-	-	96	
011070	AREA 10	9	-	-	-	-	-	9	
011071	AREA 11	101	-	-	-	-	-	101	
011072	AREA 12	168	-	-	-	-	-	168	
011560	EARLINGTON OPERATIONS CENTER	-	-	-	-	481	-	481	
012160	DANVILLE OPERATIONS CENTER	-	-	96	-	3,026	-	3,122	
012360	RICHMOND OPERATIONS CENTER	-	-	-	-	634	-	634	
012560	SHELBYVILLE OPERATIONS CENTER	348	-	-	-	312	-	660	
013040	SC AND M LEXINGTON	-	-	-	-	269	-	269	
013150	LEXINGTON OPERATIONS CENTER	-	-	-	-	1,225	-	1,225	
013560	SUBSTATION RELAY, PROTECTION & CONTROL - KU	-	-	-	-	954	-	954	
014260	LONDON OPERATIONS CENTER	-	-	-	-	544	-	544	
014370	ASSET INFORMATION - KU	-	-	-	-	969	-	969	
015970	KU - TELECOMMUNICATIONS	135,842	-	-	-	7,426	-	143,269	
016230	EWB OPER / RESULTS	-	-	-	-	4,097	-	4,097	
016630	GHENT - COMMERCIAL	-	-	-	-	50	-	50	
016650	GHENT - OPERATIONS SHIFTS	-	-	-	-	4,733	-	4,733	
017660	NORTON OPERATIONS CENTER	105	-	-	-	-	-	105	
018826	KU FUELS CHARGES	111	-	-	-	-	-	111	
018910	KU IT CHARGES	144	-	-	-	7,975	-	8,118	
020899	I/C INCL. LKS-PPL SERV ISD - INFORMATION TECHNOLOGY	(471)	-	-	-	-	-	(471)	
021000	CHAIRMAN AND CEO	11,467	-	-	-	-	-	11,467	
021016	DISTRIBUTION ANALYTICS & RESOURCE PLANNING	-	-	-	-	745	-	745	
021020	DIRECTOR KU OPERATIONS	-	-	-	-	24	-	24	
021035	VP CUSTOMER SERVICES - SERVCO	45,455	-	-	-	-	-	45,455	
021070	DIRECTOR - ASSET MANAGEMENT	-	-	-	-	-	21,345	21,345	
021076	ASSET INFORMATION-LKS	10,674	-	-	-	10,061	64,065	84,800	
021080	DISTRIBUTION SYSTEM ADMINISTRATION	79,526	-	-	-	21,962	-	101,487	
021204	CCS RETAIL SUPPORT	255,671	-	-	-	3,122	-	258,793	
021205	RESIDENTIAL SERVICE CENTER	1,480,675	-	-	-	688	-	1,481,363	
021220	BUSINESS OFFICES	55,624	-	-	-	-	-	55,624	
021221	CIVIC AFFAIRS	69,175	-	-	-	-	-	69,175	
021225	BUSINESS SERVICE CENTER	218,301	-	-	-	375	-	218,677	
021250	DIRECTOR CUSTOMER SERVICE AND MARKETING	22,126	-	-	-	-	-	22,126	
021251	COMPLAINTS AND INQUIRY	71,908	-	-	-	-	-	71,908	
021280	MANAGER - METER READING	104,493	-	-	-	-	-	104,493	
021315	MANAGER, FIELD SERVICE OPERATIONS	295	-	755	-	-	-	1,050	
021325	DIRECTOR REVENUE COLLECTION	31,746	-	-	-	-	-	31,746	
021326	BUSINESS PROCESS MANAGEMENT & OPERATIONAL PERFORMANCE	80,300	-	65	-	-	-	80,366	
021330	MANAGER REMITTANCE AND COLLECTION	129,438	-	-	-	3,343	-	132,780	
021331	REVENUE ASSURANCE	69,856	-	-	-	1,536	-	71,392	
021335	FEDERAL REGULATION & POLICY	23,859	-	-	-	-	-	23,859	
021360	MANAGER BUSINESS SERVICES	276,529	-	-	-	277	-	276,806	
021390	MANAGER MARKETING	31,970	-	-	-	-	-	31,970	

Expenditure Org	Expenditure Org Description	Below the					Total
		Operating	Mechanism	Line	Other I/S	Capitalized	
021410	DIRECTOR BUSINESS & ECONOMIC DEVELOPMENT AND ENERGY EFFICIENC	20,189	-	-	-	-	20,189
021411	CS PROJECT SERVICES - LKS	24,939	-	87,611	-	1,452	26,392
021415	MANAGER, SMART GRID STRATEGY	14,893	5,939	-	-	-	20,832
021420	ENERGY EFFICIENCY OPERATIONS	10,040	25,974	-	-	-	36,015
021440	VP STATE REGULATION AND RATES	147,986	-	-	-	-	147,986
021500	DIRECTOR SAFETY AND TECHNICAL TRAINING	23,462	-	-	-	-	23,462
021520	ENERGY EFFICIENCY OPERATIONS - NON DSM	8,455	20,685	-	-	234	29,374
021900	PRESIDENT AND COO	57,090	-	-	-	-	57,090
022200	VP - POWER GENERATION	-	-	-	-	1,289	1,289
022210	DIRECTOR, COMMERCIAL OPERATIONS	-	-	-	-	4,002	4,002
022230	LKS - MILL CREEK COMMERCIAL OPS	-	-	-	-	373	373
022250	LKS - GHENT COMMERCIAL OPS	-	-	-	-	282	282
023020	TRANSMISSION SYSTEM OPERATIONS	-	-	-	-	244	244
023040	TRANSMISSION ENERGY MANAGEMENT SYSTEMS	173	-	-	-	9,278	9,450
023050	TRANSMISSION STRATEGY & PLANNING	-	-	-	-	300	300
023055	TRANSMISSION RELIABILITY PERFORMANCE/STANDARDS-LKS	-	-	-	-	14,519	14,519
023060	TRANSMISSION SUBSTATION ENGINEERING - LKS	-	-	-	-	215	215
023065	TRANSMISSION SUBSTATION CONSTRUCTION - LKS	-	-	-	-	1,174	1,174
023070	MANAGER - TRANSMISSION LINES	-	-	-	-	3,926	3,926
023076	TRANSMISSION PROJECT MANAGEMENT	-	-	-	-	196	196
023200	01 DIRECTOR LG&E DISTRIBUTION OPS	-	-	-	-	8,533	8,533
023220	MGR SYSTEM RESTORATION AND OPERATIONS	-	-	-	-	37,210	37,210
023551	DISTRIBUTION ASSETS & STANDARDS	-	-	-	-	224	224
023640	ELECTRIC DISTRIBUTION & CUST SERV BUDGETING	57,201	-	-	-	-	57,201
023800	ENERGY PLANNING ANALYSIS AND FORECASTING	19,863	-	-	-	-	19,863
023815	SALES ANALYSIS & FORECASTING	33,974	-	-	-	-	33,974
024000	VP - GAS DISTRIBUTION	265,062	-	-	-	-	265,062
024475	GAS STORAGE, CONTROL AND COMPLIANCE	73,371	-	-	-	-	73,371
025000	SVP HUMAN RESOURCES	37,598	-	-	-	-	37,598
025200	DIR - HUMAN RESOURCES	91,422	-	-	-	-	91,422
025210	TECHNICAL TRAINING GENERATION AND TRANSMISSION	-	-	-	-	319	319
025270	INDUSTRIAL RELATIONS & HRIS	4,647	-	-	-	-	4,647
025300	DIRECTOR HR - CORPORATE	40,525	-	-	-	-	40,525
025410	DIRECTOR SUPPLY CHAIN AND LOGISTICS	34,873	-	-	-	414	35,287
025415	IT SOURCING AND CONTRACT MANAGEMENT	67,672	-	-	-	-	67,672
025420	CORPORATE PURCHASING	46,534	4,573	-	-	-	51,107
025430	MANAGER SUPPLY CHAIN ED/TRANSMISSION	61,821	-	-	-	822	62,643
025450	MANAGER MATERIAL SERVICES AND LOGISTICS	3,675	-	-	-	290	3,965
025460	MANAGER - SUPPLIER DIVERSITY	13,221	-	-	-	-	13,221
025470	SARBANES OXLEY	18,209	-	-	-	-	18,209
025500	DIRECTOR OPERATING SERVICES	29,064	-	-	-	-	29,064
025510	CONTRACT MANAGER - XEROX CORP.	26,712	-	-	-	4,315	31,027
025530	MANAGER TRANSPORTATION	-	-	-	-	22,591	22,591
025550	MANAGER OFFICE FACILITIES	40,275	-	-	-	519	40,794
025551	FACILITY OPERATIONS NORTH	16,653	-	-	-	1,768	18,421
025552	FACILITY OPERATIONS CENTRAL	10,244	-	-	-	134	10,378
025553	FACILITY OPERATIONS SOUTH	14,358	-	-	-	807	15,165
025555	FACILITY OPERATIONS - LEXINGTON	12,280	-	-	-	-	12,280
025560	FACILITY OPERATIONS DATA/CONTROL CENTER	7,176	-	-	-	112	7,288
025580	MANAGER REAL ESTATE AND RIGHT OF WAY	25,419	-	-	-	95,342	120,761
025590	CORPORATE SECURITY / BUSINESS CONTINUITY	63,173	-	-	-	263	63,436
025593	PROJECT PLANNING AND MANAGEMENT	15,158	-	2	-	68,669	83,829
025594	CORPORATE FACILITY SERVICES	11,191	-	-	-	169	11,360
025620	MANAGER HEALTH AND SAFETY	56,468	-	-	-	-	56,468
025650	DIRECTOR ENVIRONMENTAL AFFAIRS	166,215	-	-	-	1,139	167,354
025660	STAFFING SERVICES	83,588	-	-	-	1,185	84,773
025670	COMPENSATION/HR POLICY & COMPLIANCE	27,582	-	-	-	101	27,683
025680	MANAGER BENEFITS AND RECORDS	52,129	-	-	-	1,530	53,659
025700	DIRECTOR - HUMAN RESOURCES	37,240	-	-	-	-	37,240
025730	GAS SAFETY AND TECHNICAL TRAINING	748,962	-	-	-	-	748,962
025770	MANAGER ORGANIZATIONAL DEVELOPMENT	31,005	-	685	-	-	31,690
025775	HRIS	35,816	-	-	-	6,411	42,227
025780	MANAGER DIVERSITY STRATEGY	15,582	-	886	-	-	16,468
026020	FINANCIAL PLANNING & BUDGETING	38,843	-	-	-	11,388	50,231
026030	GENERATION, PE, AND SAFETY BUDGETING	26,000	-	-	-	-	26,000
026045	DIRECTOR CORPORATE TAX	83,996	-	-	-	2,810	86,806
026050	CFO	38,469	-	1,973	-	-	40,442
026080	MANAGER REVENUE ACCOUNTING	85,238	-	-	-	-	85,238
026110	LKS - MANAGER - FINANCIAL SYSTEMS AND PROCESSES	33,627	-	-	-	5,517	39,144
026120	MANAGER PROPERTY ACCOUNTING	80,861	-	-	-	3,402	84,263
026130	CONTROLLER	26,304	-	-	-	-	26,304
026135	DIRECTOR - ACCOUNTING AND REGULATORY REPORTING	19,573	-	-	-	-	19,573
026140	MANAGER - FINANCIAL PLANNING	57,622	-	-	-	5,057	62,679
026145	SHARED SERVICES & CORPORATE BUDGETING	58,583	-	-	-	6,095	64,678
026150	FINANCIAL ACCOUNTING AND ANALYSIS	5,765	-	-	-	-	5,765
026155	FINANCIAL REPORTING	52,994	-	-	-	-	52,994
026160	REGULATORY ACCOUNTING AND REPORTING	56,739	-	78	-	4,007	60,824
026170	MANAGER - CUSTOMER ACCOUNTING	456,281	-	-	-	3,125	459,406
026175	TRANSMISSION, GAS, & ES BUDGETING	90,751	-	-	-	-	90,751
026190	CORPORATE ACCOUNTING	59,496	-	-	-	114	59,610
026200	SUPPLY CHAIN SUPPORT	75,249	-	-	-	697	75,946
026310	MANAGER PAYROLL	40,326	-	-	-	4,739	45,065
026330	TREASURER	30,474	-	-	-	-	30,474
026350	RISK MANAGEMENT	32,073	-	(51)	-	-	31,522
026370	CORPORATE FINANCE	43,606	-	-	-	-	43,606
026390	CREDIT/CONTRACT ADMINISTRATION	31,970	-	-	-	-	31,970
026400	AUDIT SERVICES	103,474	-	-	-	86	103,560
026490	CHIEF INFORMATION OFFICER	43,753	-	-	-	-	43,753
026600	IT INFRASTRUCTURE AND OPERATIONS	86,324	-	-	-	6,703	93,027
026625	TRANSPORT ENGINEERING	92,335	-	-	-	44,376	136,711
026630	DATA NETWORKING	113,832	-	-	-	34,705	148,537
026635	WORKSTATION ENGINEERING	56,836	-	-	-	47,970	104,806
026636	IT CIP INFRASTRUCTURE	75,200	-	-	-	32,010	107,210
026637	DATA CENTER OPERATIONS	188,717	-	-	-	46,884	235,601
026638	GLOBAL NOC	45,535	-	-	-	8,000	53,535
026645	UNIFIED COMMUNICATIONS AND COLLABORATION	92,943	-	-	-	28,587	121,530
026646	INFRASTRUCTURE SERVICES	190,572	-	-	-	20,250	210,822
026680	CLIENT SUPPORT SERVICES	28,265	-	-	-	954	29,219
026740	IT SECURITY AND RISK MANAGEMENT	38,506	-	-	-	-	38,506
026742	IT SECURITY	131,796	-	-	-	4,792	136,588
026744	IT SECURITY RISK MANAGEMENT	64,618	-	-	-	16,682	81,300
026760	IT TRAINING	33,390	-	-	-	-	33,390
026772	TECHNOLOGY SUPPORT CENTER	107,834	-	-	-	95	107,929
026774	DESKTOP OPERATIONS	89,809	-	(1)	-	36,911	126,719

Expenditure Org	Expenditure Org Description	Below the					Total	
		Operating	Mechanism	Line	Other I/S	Capitalized		Other B/S
026850	VP EXTERNAL AFFAIRS	-	-	42,369	-	-	42,369	
026900	LEGAL DEPARTMENT - LKS	316,888	-	447	-	1,317	318,651	
026905	COMPLIANCE DEPT	88,195	-	-	-	-	88,195	
026910	GENERAL COUNSEL - LKS	42,039	-	-	-	-	42,039	
026920	DIRECTOR - CORPORATE COMMUNICATION	42,504	-	-	-	-	42,504	
026925	VP CORPORATE RESPONSIBILITY AND COMMUNITY AFFAIRS	52,058	-	-	-	-	52,058	
026940	MANAGER EXTERNAL AND BRAND COMMUNICATION	143,834	-	-	-	1,207	145,041	
027600	IT BUSINESS SERVICES	29,992	-	-	-	-	29,992	
027610	IT PROJECT MANAGEMENT OFFICE	109,189	-	-	-	139,930	249,119	
027620	IT BUSINESS ANALYSIS	91,306	-	-	-	74,169	165,476	
027630	IT QUALITY ASSURANCE	28,938	-	-	-	9,637	38,575	
027650	IT BUSINESS RELATIONSHIP MGR - CONSOLIDATED	67,700	-	-	-	(5,183)	62,517	
027660	IT SERVICE MANAGEMENT	29,715	-	-	-	315	30,030	
027800	IT APPLICATION PLANNING, EXECUTION AND SUPPORT	12,831	-	-	-	315	13,146	
027810	IT DEVELOPMENT AND SUPPORT - FINANCIAL APPS	97,566	-	-	-	44,996	142,561	
027820	IT DEVELOPMENT AND SUPPORT - CUSTOMER SERVICE	147,719	-	-	-	75,561	223,280	
027840	IT DEVELOPMENT AND SUPPORT - OPERATIONS	97,529	-	-	-	92,908	190,437	
027850	IT DEVELOPMENT AND SUPPORT - INTERNAL APPS	97,279	-	-	-	23,587	120,866	
027860	IT DEVELOPMENT AND SUPPORT - MOBILE AND .NET PLATFORMS	91,051	-	-	-	83,209	174,260	
027870	IT DEVELOPMENT AND SUPPORT	42,835	-	-	-	34,316	77,151	
029640	SVP ENERGY SUPPLY AND ANALYSIS	25,381	-	-	-	-	25,381	
029660	DIRECTOR - POWER SUPPLY	88	-	-	-	-	88	
029750	PROJECT ENGINEERING	1,326	-	-	-	-	1,326	
Total 2019 Gas Labor		28,092,707	285,819	142,427	-	7,796,355	3,196,039	39,513,347
Total Off-Duty		4,201,614	51,471	13,333	425	977,999	760,076	6,004,918
Total Employee Benefits		10,777,712	71,270	31,135	1,223	2,639,085	1,925,175	15,445,600
Total Payroll Taxes		2,517,203	9,494	7,376	321	653,759	429,216	3,617,369
Total 2019 Gas Payroll Costs		45,589,236	418,055	194,270	1,969	12,067,197	6,310,506	64,581,233
Total 2019 Electric and Gas Payroll Costs		158,302,710	1,710,250	719,937	19,247	40,474,994	27,374,246	228,601,385

Expenditure Org	Expenditure Org Description	Below the Line					Capitalized	Other B/S	Total
		Operating	Mechanism	Other I/S	Other I/S	Other I/S			
Base Year Payroll Costs - Electric									
000020	LG&E AND KU SERVICES COMPANY CORPORATE	(18,522)	-	-	-	(5,046)	-	(23,568)	
001075	TECH. AND SAFETY TRAINING DIST - LGE	52,508	-	-	-	-	-	52,508	
001220	BUSINESS OFFICES - LGE	248,869	-	-	-	-	-	248,869	
001280	METER READING - LGE	224,272	-	-	-	-	-	224,272	
001295	FIELD SERVICE - LGE	1,515,920	-	-	-	219	-	1,516,140	
001345	METER SHOP LGE	566,065	-	-	-	342,235	-	908,300	
002041	LGE - CANE RUN 7 ALLOCATIONS	(4,052,280)	-	-	-	-	-	(4,052,280)	
002042	LGE - PADDYS RUN 13 ALLOCATIONS	(163,884)	-	-	-	-	-	(163,884)	
002043	LGE - TRIMBLE COUNTY CTS ALLOCATIONS	(507,705)	-	-	-	-	-	(507,705)	
002044	LGE - TRIMBLE COUNTY STEAM ALLOCATIONS	(8,614,060)	(155,496)	-	-	-	-	(8,769,556)	
002060	CENT ENG/CONST MGMT	61,629	-	-	-	-	-	61,629	
002120	OHIO FALLS	520,395	-	-	-	35,360	-	555,756	
002130	CANE RUN CCGT - LGE	3,851,764	-	-	-	8,987	-	3,860,751	
002140	OTH PROD OPR/MTCE	405,768	-	-	-	1,260	-	407,028	
002320	MC-COMMON PLANT	7,640,592	7,246	-	-	52,147	-	7,699,985	
002330	MC ENGINEERING AND TECHNICAL SERVICES	1,091,124	-	-	-	12,723	-	1,103,847	
002340	MC COMMERCIAL OPERATIONS	149,394	-	-	-	-	169,816	319,210	
002350	MC-LABORATORY	1,011,804	-	-	-	58,262	-	1,070,066	
002401	GEN. MGR. MILL CREEK STATION	1,089,590	66,847	-	-	604	-	1,157,041	
002480	MGR. MILL CREEK MAINTENANCE	1,592,762	844	-	-	481	-	1,594,087	
002481	MILL CREEK MECHANICAL MAINTENANCE	2,040,630	367,209	247	-	60,576	-	2,468,662	
002482	MILL CREEK I/E MAINTENANCE	2,389,999	109,507	441	-	26,912	-	2,526,858	
002603	FINC & BUDGTNG-POWER PROD LG&E	277,721	-	-	-	-	-	277,721	
002650	GENERAL MANAGER - TC	527,219	-	-	-	-	-	527,219	
002670	TRIMBLE COUNTY - COMMERCIAL OPERATIONS	127,015	-	-	-	-	89,863	216,878	
002680	TC ENGINEERING AND TECHNICAL SERVICES	1,153,099	-	-	-	28,940	-	1,182,039	
002710	TC-LABORATORY	614,148	-	-	-	-	-	614,148	
002720	TC OPERATIONS	1,358,864	35,851	-	-	55,750	-	1,450,465	
002730	TC OPER-A WATCH	1,200,739	-	-	-	-	-	1,200,739	
002740	TC OPER-B WATCH	1,204,667	-	-	-	-	-	1,204,667	
002750	TC OPER-C WATCH	1,340,888	-	-	-	2,368	-	1,343,256	
002760	TC OPER-D WATCH	1,292,867	-	-	-	1,562	-	1,294,429	
002770	TC-MAINTENANCE SVCS	1,429,787	140,484	-	-	32,697	-	1,602,968	
002780	TC-MAINTENANCE I/E	2,703,669	58,884	843	-	45,804	-	2,809,199	
002790	TC-MTCE MECHANICAL	2,074,850	89,500	108	-	16,582	-	2,181,040	
002820	MC-MATERIAL HANDLING	921,248	-	-	-	-	-	921,463	
002840	TC-MATERIAL HANDLING	464,250	-	-	-	-	-	464,250	
003030	SUBSTATION OPS.	621,119	-	-	-	25,561	110,641	757,321	
003070	LGE TRANSMISSION LINES	58,929	-	-	-	-	-	58,929	
003110	TRANSFORMERS SERVICES	181,502	-	-	-	193,682	-	375,183	
003160	SC M LOUISVILLE	1,018,543	-	-	-	569,130	140,930	1,728,603	
003200	NETWORK RESTORATION AND DISPATCH	20,000	-	-	-	-	-	20,000	
003210	FORESTRY	288,020	-	-	-	-	-	288,020	
003300	ELECTRIC CONSTRUCTION CREWS-ESC	758,265	-	1,625	-	136,124	45,778	941,791	
003320	STREET LIGHTING-LGE	-	-	-	-	18,251	-	18,251	
003385	LINE LOCATING	59,611	-	-	-	-	-	59,611	
003400	ELECTRIC CONSTRUCTION CREWS-AOC	748,697	-	803	-	653,237	15,929	1,418,666	
003410	JOINT TRENCH ENHANCE AND CONNECT NETWORK	398	-	-	-	16,324	-	16,722	
003430	NETWORK OPS. 3PH COMMERCIAL	163,432	-	-	-	275,524	666	439,623	
003440	UNDERGROUND CONSTRUCTION	451,331	-	-	-	3,115,546	456,451	4,023,328	
003450	MANAGER ELECTRIC DISTRIBUTION	1,630,879	-	215	-	7,015,707	432,961	9,079,763	
003470	PERFORMANCE METRICS	-	-	-	-	-	265,392	265,392	
003560	SUBSTATION RELAY, PROTECTION & CONTROL - LGE	280,580	-	-	-	497,725	48,021	826,326	
004040	DISTRIBUTION DESIGN	41,182	-	-	-	507,108	1,080,557	1,628,847	
004060	GAS DIST. CONTRACT CONSTRUCTION	-	-	-	-	(810,061)	0	(810,061)	
004140	MANAGER, GAS CONSTRUCTION	-	-	-	-	(239,798)	3,358	(236,440)	
004190	GAS DIST OPRS-REPAIR AND MAINTAIN	3,023	-	-	-	(902,646)	-	(899,624)	
004220	SVC DEL-BARDSTOWN	-	-	-	-	(37,248)	-	(37,248)	
004270	GAS DISPATCH	366	-	874	-	(50,446)	-	(49,206)	
004280	GAS TROUBLE	-	-	-	-	(7,020)	-	(7,020)	
004290	METER SHOP	-	-	-	-	(143,470)	-	(143,470)	
004370	ASSET INFORMATION LGE	68,522	-	-	-	2,729	223,984	295,235	
004380	GAS-ENGINEERS	415	-	-	-	(39,869)	564,385	524,931	
004385	TRANSMISSION INTEGRITY & COMPLIANCE	-	-	-	-	(9,319)	-	(9,319)	
004450	CORROSION CONTROL	4,890	-	-	-	(169,955)	(651)	(165,716)	
004470	MULDRAUGH STORAGE	13,519	-	-	-	(162,194)	-	(148,674)	
004475	DIR. GAS CONTROL AND STORAGE - LGE	-	-	-	-	(45)	-	(45)	
004480	MAGNOLIA STORAGE	347	-	-	-	(93,608)	-	(93,261)	
004490	GAS CONTROL	22,622	-	-	-	-	-	22,622	
004500	INSTR., MEASUREMENT	17,327	-	-	-	(3,593)	-	13,734	
004510	SYSTEM REGULATION OPERATION	8,641	141	-	-	(124,571)	-	(115,789)	
004560	GAS PROCUREMENT	-	-	-	-	1,297	-	1,297	
004600	GAS REGULATORY SERVICES	93	-	-	-	304	-	397	
004610	DISTRIBUTION INTEGRITY & COMPLIANCE	-	-	-	-	2,079	-	2,079	
004620	PIPELINE SAFETY MANAGEMENT SYSTEMS	-	-	-	-	113	-	113	
005310	FACILITIES MTCE	104,748	-	-	-	(1,190)	-	103,559	
006250	CORPORATE	(2,482,598)	(1)	(4,504)	-	(16,691)	2,532,345	28,550	
006264	TC IMEA/IMPA PARTNER ALLOCATION	(2,499,394)	(42,341)	-	-	-	2,490,736	(50,999)	
006630	LGE - TELECOMMUNICATIONS	224,382	-	30	-	625,719	106	850,236	
008810	LGE - ELECTRIC DISTRIBUTION CHARGES	(14,000)	-	-	-	-	-	(14,000)	
008811	EDO VP	(17,563)	-	-	-	-	-	(17,563)	
008812	ELECTRIC CODES AND STANDARDS	(4,300)	-	-	-	-	-	(4,300)	
008813	EDO ASSET INFORMATION	421	-	-	-	-	0	422	
008820	LGE GENERATION CHARGES	66,796	-	-	-	-	-	66,796	
008890	LGE OPERATING SERVICES CHARGES	5,198	-	-	-	(1,127)	34,071	38,143	
008910	LGE IT CHARGES	62	-	-	-	16,903	-	16,964	
008970	LGE ENVIRONMENTAL CHARGES	15,575	-	-	-	-	-	15,575	
011061	AREA 1	66	-	-	-	-	-	66	
011062	AREA 2	0	-	-	-	-	-	0	
011090	SC AND M EARLINGTON	51	-	-	-	-	-	51	
011370	FIELD SERVICES - KU	1,833	-	482	-	548	1,918	4,781	
011560	EARLINGTON OPERATIONS CENTER	-	-	-	-	849	-	849	
012050	SC AND M DANVILLE	-	-	-	-	(174)	-	(174)	
012160	DANVILLE OPERATIONS CENTER	-	-	-	-	9,931	-	9,931	
012360	RICHMOND OPERATIONS CENTER	-	-	-	-	627	-	627	
012560	SHELBYVILLE OPERATIONS CENTER	-	-	-	-	273	-	273	
013040	SC AND M LEXINGTON	-	-	-	-	(103)	-	(103)	
013080	ELECTRIC SYSTEM RESTORATION AND DISTRIBUTION - KU	(19,565)	-	-	-	-	-	(19,565)	
013150	LEXINGTON OPERATIONS CENTER	90	-	-	-	3,030	-	3,120	
013660	MAYSVILLE OPERATIONS CENTER	-	-	-	-	1,801	-	1,801	
014160	PINEVILLE OPERATIONS CENTER	-	-	769	-	(4,887)	-	(4,118)	
014260	LONDON OPERATIONS CENTER	-	-	766	-	(3,971)	-	(3,205)	

Expenditure Org	Expenditure Org Description	Below the					Capitalized	Other B/S	Total
		Operating	Mechanism	Line	Other I/S				
014370	ASSET INFORMATION - KU	4,853	-	-	-	2,941	337	8,130	
014940	SC AND M PINEVILLE	-	-	247	-	-	-	247	
015326	EARLINGTON MATERIAL LOGISTICS	-	-	-	-	37	-	37	
015820	KU METER SHOP	-	-	-	-	441	-	441	
015850	TRANSMISSION SUBSTATION ENGINEERING - KU	-	-	-	-	(813)	-	(813)	
015865	TRANSMISSION SUBSTATION CONSTRUCTION - KU	-	-	-	-	(64)	-	(64)	
015970	KU - TELECOMMUNICATIONS	325,267	-	-	-	257,110	-	582,377	
016230	EWB OPER / RESULTS	-	-	-	-	1,582	-	1,582	
016300	EWB COMBUSTION TURBINE	-	-	-	-	961	-	961	
016380	SOLAR SHARE PROGRAM	5,302	-	-	-	-	-	5,302	
016390	BROWN SOLAR	17,372	-	-	-	-	-	17,372	
016520	GHENT - SUPERINTENDENT	22,574	-	-	-	-	-	22,574	
016630	GHENT - COMMERCIAL	103	-	-	-	0	-	103	
016650	GHENT - OPERATIONS SHIFTS	-	-	-	-	932	-	932	
016720	KU - BRCT JOINT OWNERSHIP ALLOCATIONS	244,700	-	-	-	-	-	244,700	
017660	NORTON OPERATIONS CENTER	-	-	-	-	(4,583)	-	(4,583)	
018811	EDO VP	(23,282)	-	-	-	-	-	(23,282)	
018812	ELECTRIC CODES AND STANDARDS	(4,300)	-	-	-	-	-	(4,300)	
018813	EDO ASSET INFORMATION	422	-	-	-	-	-	422	
018890	KU OPERATING SERVICES CHARGES	-	-	-	-	(1,216)	-	(1,216)	
018910	KU IT CHARGES	-	-	-	-	(8,433)	-	(8,433)	
018970	KU ENVIRONMENTAL CHARGES	9,874	-	-	-	-	-	9,874	
021000	CHAIRMAN AND CEO	129,379	-	-	-	-	-	129,379	
021015	01 DIRECTOR SYSTEMS, OPS AND PLANNING	67,202	-	-	-	2,280	150,993	220,476	
021016	DISTRIBUTION ANALYTICS & RESOURCE PLANNING	80,463	-	-	-	990	115,268	196,720	
021017	ASSET INFORMATION & DATA ANALYTICS	3,254	-	-	-	-	7,268	10,523	
021018	REGULATORY COMPLIANCE AND SPECIAL CONTRACTS	1,742	-	-	-	-	2,228	3,970	
021019	DISTRIBUTION RELIABILITY	8,839	-	-	-	-	28,832	37,672	
021035	VP CUSTOMER SERVICES - SERVCO	40,299	-	-	-	-	-	40,299	
021055	VP ELECTRIC DISTRIBUTION - LKS	36,761	-	-	-	-	68,029	104,789	
021070	DIRECTOR - ASSET MANAGEMENT	11,209	-	-	-	-	56,912	68,121	
021071	SYSTEM ANALYSIS AND PLANNING - DIST	156,424	-	-	-	-	195,642	352,066	
021072	ELECTRICAL ENGINEERING AND PLANNING GROUP - LKS	49,133	-	-	-	(33)	55,395	104,494	
021073	DIST SYSTEMS, COMPLIANCE AND EMER PREP	61,577	-	-	-	-	39,987	101,564	
021075	ELECTRIC CODES AND STANDARDS	87,110	-	-	-	-	130,427	217,537	
021076	ASSET INFORMATION-LKS	57,841	-	-	-	2,530	80,741	141,112	
021078	PROTECTION & CONTROL ENGINEERING	42,155	-	-	-	-	110,577	152,732	
021080	DISTRIBUTION SYSTEM ADMINISTRATION	106,497	-	-	-	23,951	-	130,448	
021204	CCS RETAIL SUPPORT	359,942	-	96	-	(163)	-	359,875	
021205	RESIDENTIAL SERVICE CENTER	1,924,853	-	-	-	8,315	2,994	1,936,161	
021220	BUSINESS OFFICES	92,709	-	-	-	-	-	92,709	
021221	CIVIC AFFAIRS	95,412	-	-	-	-	-	95,412	
021225	BUSINESS SERVICE CENTER	337,985	-	-	-	-	-	337,985	
021250	DIRECTOR CUSTOMER SERVICE AND MARKETING	78,104	-	-	-	-	-	78,104	
021251	COMPLAINTS AND INQUIRY	81,763	-	-	-	-	-	81,763	
021280	MANAGER - METER READING	137,920	-	-	-	-	-	137,920	
021315	MANAGER, FIELD SERVICE OPERATIONS	277,550	-	-	-	-	-	277,550	
021320	MANAGER - METER ASSET MANAGEMENT - LKS	131,057	-	-	-	(16,094)	-	114,963	
021325	DIRECTOR REVENUE COLLECTION	41,543	-	-	-	-	-	41,543	
021326	BUSINESS PROCESS MANAGEMENT & OPERATIONAL PERFORMANCE	352,233	-	-	-	(142)	-	352,091	
021330	MANAGER REMITTANCE AND COLLECTION	185,731	-	-	-	-	-	185,731	
021331	REVENUE ASSURANCE	89,635	-	-	-	-	-	89,635	
021335	FEDERAL REGULATION & POLICY	102,789	-	-	-	-	-	102,789	
021360	MANAGER BUSINESS SERVICES	380,029	-	-	-	(4,885)	-	375,144	
021390	MANAGER MARKETING	(12,541)	-	-	-	-	-	(12,541)	
021410	DIRECTOR BUSINESS & ECONOMIC DEVELOPMENT AND ENERGY EFFICIENCY	79,364	-	-	-	-	-	79,364	
021411	CS PROJECT SERVICES - LKS	78,269	59,348	-	-	11,782	-	149,399	
021415	MANAGER, SMART GRID STRATEGY	48,363	71,336	-	-	-	-	119,699	
021420	ENERGY EFFICIENCY OPERATIONS	15,526	137,267	-	-	-	-	152,793	
021440	VP STATE REGULATION AND RATES	503,440	-	-	-	-	-	503,440	
021500	DIRECTOR SAFETY AND TECHNICAL TRAINING	79,636	-	-	-	-	-	79,636	
021520	ENERGY EFFICIENCY OPERATIONS - NON DSM	91,166	26,320	-	-	-	-	117,486	
021900	PRESIDENT AND COO	111,520	-	-	-	-	-	111,520	
021904	CHIEF OPERATING OFFICER	185,761	-	-	-	-	-	185,761	
022020	GENERATION SUPPORT	2,168	-	-	-	-	-	2,168	
022025	GENERATION TURBINE GENERATOR SPECIALIST	267,417	-	-	-	14,000	-	281,417	
022060	DIRECTOR - GENERATION SERVICES	118,647	-	-	-	-	-	118,647	
022065	MANAGER - SYSTEM LAB AND ENV. COMPL.	485,702	-	-	-	-	-	485,702	
022070	RESEARCH AND DEVELOPMENT	164,758	-	-	-	-	-	164,758	
022080	MANAGER, COMPLIANCE AND DOCUMENT MANAGEMENT	556,529	-	-	-	-	-	556,529	
022110	MANAGER - GENERATION ENGINEERING	1,035,304	-	-	-	-	-	1,035,304	
022111	CIVIL ENGINEERING	98,525	-	-	-	-	-	98,525	
022112	ELECTRICAL ENGINEERING	214,075	-	-	-	-	-	214,075	
022113	MECHANICAL ENGINEERING	258,388	-	-	-	-	-	258,388	
022114	PERFORMANCE ENGINEERING	133,693	-	-	-	-	-	133,693	
022200	VP - POWER GENERATION	317,902	-	-	-	523	17,759	336,184	
022210	DIRECTOR, COMMERCIAL OPERATIONS	69,295	-	-	-	14,802	63,966	148,064	
022220	LKS - CANE RUN COMMERCIAL OPS	46,517	-	-	-	-	127,108	173,625	
022230	LKS - MILL CREEK COMMERCIAL OPS	54,605	-	-	-	5,333	137,744	197,682	
022240	LKS - TRIMBLE COUNTY COMMERCIAL OPS	56,857	-	-	-	-	139,331	196,188	
022250	LKS - GHENT COMMERCIAL OPS	48,303	-	-	-	0	90,543	138,846	
022260	LKS - EW BROWN COMMERCIAL OPS	37,122	-	-	-	-	81,501	118,623	
022270	LKS - RIVERPORT COMMERCIAL OPS	85,732	-	-	-	-	78,791	164,523	
022800	DIRECTOR - FUELS MANAGEMENT	339,226	-	-	-	2,446	-	341,672	
022810	DIRECTOR - CORPORATE FUELS AND BY PRODUCTS	554,934	-	-	-	12,057	-	566,991	
022970	GENERATION SYSTEM PLANNING	419,455	-	-	-	-	-	419,455	
023000	VICE PRESIDENT - TRANSMISSION	93,167	-	-	-	-	-	93,167	
023003	DIRECTOR TRANSMISSION ENGINEERING & CONSTRUCTION	16,279	-	-	-	-	59,914	76,193	
023005	DIR TRANS STRATEGY & PLANNING	50,876	-	-	-	-	39,559	90,435	
023010	DIRECTOR - TRANSMISSION	77,811	-	-	-	-	-	77,811	
023020	TRANSMISSION SYSTEM OPERATIONS	1,046,455	-	-	-	-	3,938	1,050,393	
023025	TRANS OPERATIONS ENGINEERING & OUTAGE COORDINATION - LKS	375,603	-	-	-	-	38,382	413,985	
023040	TRANSMISSION ENERGY MANAGEMENT SYSTEMS	298,714	-	-	-	13,336	-	312,051	
023050	TRANSMISSION STRATEGY & PLANNING	42,982	-	-	-	-	294,197	337,179	
023055	TRANSMISSION RELIABILITY PERFORMANCE/STANDARDS-LKS	79,761	-	-	-	526	143,924	224,211	
023060	TRANSMISSION SUBSTATION ENGINEERING - LKS	185,744	-	-	-	36,785	263,784	486,314	
023065	TRANSMISSION SUBSTATION CONSTRUCTION - LKS	248,250	-	-	-	598,258	398,605	1,245,112	
023070	MANAGER - TRANSMISSION LINES	119,984	-	-	-	350,579	692,717	1,163,279	
023076	TRANSMISSION PROJECT MANAGEMENT	861	-	-	-	14,331	172,318	187,510	
023090	TRANSMISSION POLICY & TARIFFS	126,595	-	-	-	-	-	126,595	
023110	TRANSFORMER SERVICES	534	-	-	-	16,261	-	16,795	
023130	MANAGER SUBSTATION CONSTRUCTION AND MAINTENANCE	16,946	-	-	-	-	45,406	62,353	
023200	01 DIRECTOR LG&E DISTRIBUTION OPS	56,458	-	-	-	(994)	75,481	130,945	
023210	LKS - FORESTRY	30,064	-	-	-	-	-	30,064	

Expenditure Org	Expenditure Org Description	Below the						Total
		Operating	Mechanism	Line	Other I/S	Capitalized	Other B/S	
023220	MGR SYSTEM RESTORATION AND OPERATIONS	1,312,292	-	-	-	49,988	752,788	2,115,067
023550	SUBSTATION ENGINEERING AND DESIGN	60,602	-	-	-	215,090	356,945	632,637
023551	DISTRIBUTION ASSETS & STANDARDS	5,188	-	-	-	1,198	190,944	197,329
023560	SUBSTATION RELAY, PROTECTION & CONTROL (SERVCO)	34,684	-	-	-	-	18,671	53,355
023640	ELECTRIC DISTRIBUTION & CUST SERV BUDGETING	199,523	-	-	-	-	-	199,523
023800	ENERGY PLANNING ANALYSIS AND FORECASTING	87,069	-	-	-	-	-	87,069
023815	SALES ANALYSIS & FORECASTING	196,956	-	-	-	-	-	196,956
025000	SVP HUMAN RESOURCES	110,653	-	-	-	-	-	110,653
025200	DIR - HUMAN RESOURCES	327,256	-	-	-	-	-	327,256
025210	TECHNICAL TRAINING GENERATION AND TRANSMISSION	260,913	-	-	-	-	-	260,913
025300	DIRECTOR HR - CORPORATE	148,679	-	-	-	-	-	148,679
025410	DIRECTOR SUPPLY CHAIN ED/LOGISTICS	103,210	-	-	-	31,094	19,856	154,160
025415	IT SOURCING AND CONTRACT MANAGEMENT	233,679	-	-	-	344	744	234,767
025420	CORPORATE PURCHASING	170,848	1,015	-	-	218	-	172,081
025430	MANAGER SUPPLY CHAIN ED/TRANSMISSION	197,071	-	-	-	4,616	82,130	283,817
025450	MANAGER MATERIAL SERVICES AND LOGISTICS	(1,322)	(3,023)	-	-	2,442	221,179	219,276
025460	MANAGER - SUPPLIER DIVERSITY	43,101	-	-	-	2,310	-	45,411
025470	SARBANES OXLEY	62,621	-	-	-	-	-	62,621
025500	DIRECTOR OPERATING SERVICES	98,813	-	-	-	-	-	98,813
025510	CONTRACT MANAGER - XEROX CORP.	(47)	-	-	-	(6,901)	-	(6,948)
025530	MANAGER TRANSPORTATION	-	-	-	-	-	99,292	99,292
025550	MANAGER OFFICE FACILITIES	161,804	-	-	-	(37)	-	161,766
025551	FACILITY OPERATIONS NORTH	53,809	-	-	-	(1,455)	-	52,354
025552	FACILITY OPERATIONS CENTRAL	8,162	-	-	-	(557)	-	7,604
025553	FACILITY OPERATIONS SOUTH	46,139	-	-	-	-	-	46,139
025555	FACILITY OPERATIONS - LEXINGTON	32,531	-	-	-	(306)	-	32,225
025560	FACILITY OPERATIONS DATA/CONTROL CENTER	29,457	-	-	-	-	-	29,457
025580	MANAGER REAL ESTATE AND RIGHT OF WAY	56,670	-	-	-	(21,148)	153,450	187,971
025590	CORPORATE SECURITY / BUSINESS CONTINUITY	222,704	-	-	-	9,710	-	232,414
025593	PROJECT PLANNING AND MANAGEMENT	64,504	-	178	-	190,350	-	255,032
025594	CORPORATE FACILITY SERVICES	35,815	-	-	-	-	-	35,815
025620	MANAGER HEALTH AND SAFETY	228,811	-	-	-	-	-	228,811
025650	DIRECTOR ENVIRONMENTAL AFFAIRS	1,353,452	-	-	-	119	-	1,353,571
025660	STAFFING SERVICES	243,554	-	-	-	(1,594)	-	241,960
025670	COMPENSATION/HR POLICY & COMPLIANCE	97,290	-	-	-	-	-	97,290
025680	MANAGER BENEFITS AND RECORDS	188,888	-	-	-	62	-	188,950
025700	DIRECTOR - HUMAN RESOURCES	70,814	-	-	-	-	-	70,814
025710	ELECTRIC TECHNICAL TRAINING AND PUBLIC SAFETY	362,364	-	-	-	-	-	362,364
025720	ELECTRIC DISTRIBUTION AND TRANSMISSION SAFETY	339,137	-	-	-	-	-	339,137
025770	MANAGER ORGANIZATIONAL DEVELOPMENT	107,912	-	-	-	-	-	107,912
025775	HRIS	147,083	-	-	-	4,906	-	151,989
025780	MANAGER DIVERSITY STRATEGY	42,573	-	-	-	-	-	42,573
026020	FINANCIAL PLANNING & BUDGETING	109,996	-	-	-	-	-	109,996
026030	GENERATION, PE, AND SAFETY BUDGETING	104,733	-	-	-	56,913	-	161,646
026045	DIRECTOR CORPORATE TAX	271,132	-	-	-	6,280	-	277,413
026050	CFO	138,679	-	1,671	-	-	-	140,349
026080	MANAGER REVENUE ACCOUNTING	288,287	-	206	-	882	-	289,374
026110	LKS - MANAGER - FINANCIAL SYSTEMS AND PROCESSES	108,070	-	-	-	61,144	-	169,214
026120	MANAGER PROPERTY ACCOUNTING	288,347	-	-	-	(201)	-	288,147
026130	CONTROLLER	25,802	-	-	-	-	-	25,802
026135	DIRECTOR - ACCOUNTING AND REGULATORY REPORTING	66,481	-	-	-	-	-	66,481
026140	MANAGER - FINANCIAL PLANNING	157,414	-	-	-	53,357	-	210,772
026145	SHARED SERVICES & CORPORATE BUDGETING	194,114	-	-	-	437	-	194,551
026155	FINANCIAL REPORTING	178,469	-	-	-	-	-	178,469
026160	REGULATORY ACCOUNTING AND REPORTING	191,973	-	-	-	718	-	192,692
026170	MANAGER - CUSTOMER ACCOUNTING	637,069	-	-	-	5,904	-	642,973
026175	TRANSMISSION, GAS, & ES BUDGETING	133,762	-	-	-	-	-	133,762
026190	CORPORATE ACCOUNTING	216,291	-	-	-	3,186	-	219,477
026200	SUPPLY CHAIN SUPPORT	217,510	-	-	-	6,350	27,283	251,143
026310	MANAGER PAYROLL	149,220	-	-	-	2,345	-	151,565
026330	TREASURER	103,166	-	-	-	-	-	103,166
026350	RISK MANAGEMENT	96,674	-	670	-	-	-	97,344
026370	CORPORATE FINANCE	139,729	-	-	-	-	-	139,729
026390	CREDIT/CONTRACT ADMINISTRATION	113,267	-	-	-	-	-	113,267
026400	AUDIT SERVICES	389,602	-	-	-	3,248	-	392,850
026490	CHIEF INFORMATION OFFICER	217,977	-	-	-	-	-	217,977
026492	SER IT CHARGES	-	-	-	-	15,333	-	15,333
026600	IT INFRASTRUCTURE AND OPERATIONS	305,987	-	-	-	257,295	-	563,281
026625	TRANSPORT ENGINEERING	321,631	-	-	-	435,562	444	757,637
026630	DATA NETWORKING	389,887	-	-	-	44,237	-	434,124
026635	WORKSTATION ENGINEERING	307,255	-	-	-	(26,300)	-	280,955
026636	IT CIP INFRASTRUCTURE	314,920	-	-	-	(35,411)	-	279,508
026637	DATA CENTER OPERATIONS	687,964	-	-	-	68,965	-	756,929
026638	GLOBAL NOC	163,934	-	-	-	17,500	-	181,434
026645	UNIFIED COMMUNICATIONS AND COLLABORATION	373,463	-	-	-	18,587	-	392,050
026646	INFRASTRUCTURE SERVICES	650,308	-	-	-	13,166	-	663,474
026680	CLIENT SUPPORT SERVICES	62,637	-	-	-	-	-	62,637
026740	IT SECURITY AND RISK MANAGEMENT	129,216	-	-	-	-	-	129,216
026742	IT SECURITY	460,212	-	-	-	5,186	-	465,399
026744	IT SECURITY RISK MANAGEMENT	283,918	-	-	-	20,028	-	303,946
026760	IT TRAINING	121,141	-	-	-	-	-	121,141
026772	TECHNOLOGY SUPPORT CENTER	356,549	-	-	-	256	-	356,804
026774	DESKTOP OPERATIONS	283,231	-	-	5	64,845	-	348,082
026850	VP EXTERNAL AFFAIRS	-	-	82,663	-	-	-	82,663
026900	LEGAL DEPARTMENT - LKS	778,972	-	-	-	23,071	-	802,042
026905	COMPLIANCE DEPT	296,363	-	-	-	-	-	296,363
026910	GENERAL COUNSEL - LKS	149,240	-	-	-	-	-	149,240
026920	DIRECTOR - CORPORATE COMMUNICATION	149,202	-	-	-	-	-	149,202
026925	VP CORPORATE RESPONSIBILITY AND COMMUNITY AFFAIRS	177,870	-	-	-	-	-	177,870
026940	MANAGER EXTERNAL AND BRAND COMMUNICATION	509,011	-	-	-	6,109	-	515,120
027600	IT BUSINESS SERVICES	128,464	-	-	-	-	-	128,464
027610	IT PROJECT MANAGEMENT OFFICE	285,748	742	-	-	101,410	-	387,900
027620	IT BUSINESS ANALYSIS	265,379	-	-	-	97,508	-	362,887
027630	IT QUALITY ASSURANCE	92,293	-	-	-	16,090	-	108,383
027650	IT BUSINESS RELATIONSHIP MGR - CONSOLIDATED	194,875	-	-	-	8,854	-	203,729
027660	IT SERVICE MANAGEMENT	109,021	-	-	-	301	-	109,322
027800	IT APPLICATION PLANNING, EXECUTION AND SUPPORT	24,237	-	-	-	-	-	24,237
027810	IT DEVELOPMENT AND SUPPORT - FINANCIAL APPS	266,818	-	-	-	123,349	-	390,167
027820	IT DEVELOPMENT AND SUPPORT - CUSTOMER SERVICE	405,923	-	-	-	145,561	-	551,484
027840	IT DEVELOPMENT AND SUPPORT - OPERATIONS	400,690	-	-	-	91,888	-	492,578
027850	IT DEVELOPMENT AND SUPPORT - INTERNAL APPS	322,284	-	-	-	37,466	-	359,750
027860	IT DEVELOPMENT AND SUPPORT - MOBILE AND .NET PLATFORMS	358,035	-	-	-	62,421	-	420,456
027870	IT DEVELOPMENT AND SUPPORT	126,267	-	-	-	57,318	-	183,585
029640	SVP ENERGY SUPPLY AND ANALYSIS	105,142	-	-	-	20,324	-	125,466

Expenditure Org	Expenditure Org Description	Below the					Capitalized	Other B/S	Total
		Operating	Mechanism	Line	Other I/S				
029645	DATA ANALYTICS - LKS	(10,504)	-	-	-	-	-	(10,504)	
029660	DIRECTOR - POWER SUPPLY	901,824	-	-	-	-	-	901,824	
029750	PROJECT ENGINEERING	41,556	-	-	-	1,892,437	1,965	1,935,958	
029760	GENERATION SAFETY	232,992	-	-	-	7	-	232,999	
	Total Base Year Electric Labor	68,862,465	971,678	88,433	12,271	17,254,545	14,643,548	101,832,941	
	Total Off-Duty	10,403,535	131,367	26,040	1,154	2,506,387	2,039,111	15,107,594	
	Total Employee Benefits	27,426,064	172,163	69,237	3,070	6,211,787	5,423,331	39,305,652	
	Total Payroll Taxes	7,059,584	24,165	15,047	681	1,738,728	1,285,123	10,123,328	
	Total Base Year Electric Payroll Costs	113,751,648	1,299,372	198,758	17,176	27,711,447	23,391,112	166,369,514	

Expenditure Org	Expenditure Org Description	Below the Line					Capitalized	Other B/S	Total
		Operating	Mechanism	Other I/S					
Base Year Payroll Costs - Gas									
000020	LG&E AND KU SERVICES COMPANY CORPORATE	(6,174)	-	-	-	(2,267)	-	(8,441)	
001220	BUSINESS OFFICES - LGE	195,540	-	-	-	-	-	195,540	
001280	METER READING - LGE	176,214	-	-	-	-	-	176,214	
001295	FIELD SERVICE - LGE	137,903	-	-	-	(219)	-	137,684	
001345	METER SHOP LGE	-	-	-	-	(47,989)	-	(47,989)	
002120	OHIO FALLS	-	-	-	-	(76)	-	(76)	
002130	CANE RUN CCGT - LGE	-	-	-	-	(30)	-	(30)	
002320	MC-COMMON PLANT	-	-	-	-	(13,739)	-	(13,739)	
002350	MC-LABORATORY	-	-	-	-	(19,091)	-	(19,091)	
002480	MGR. MILL CREEK MAINTENANCE	-	-	-	-	(481)	-	(481)	
002481	MILL CREEK MECHANICAL MAINTENANCE	-	-	82	-	(1,347)	-	(1,264)	
002482	MILL CREEK I/E MAINTENANCE	-	-	147	-	(566)	-	(419)	
002680	TC ENGINEERING AND TECHNICAL SERVICES	-	-	-	-	(1,396)	-	(1,396)	
002720	TC OPERATIONS	-	-	-	-	(17,225)	-	(17,225)	
002750	TC OPER-C WATCH	-	-	-	-	(7)	-	(7)	
002760	TC OPER-D WATCH	3,778	-	-	-	-	-	3,778	
002770	TC-MAINTENANCE SVCS	-	-	-	-	(10,889)	-	(10,889)	
002780	TC-MAINTENANCE I/E	-	-	281	-	(6,426)	-	(6,145)	
002790	TC-MTCE MECHANICAL	-	-	36	-	(280)	-	(244)	
003030	SUBSTATION OPS.	67	-	-	-	(15,212)	-	(15,144)	
003110	TRANSFORMERS SERVICES	-	-	-	-	(6,518)	-	(6,518)	
003160	SC M LOUISVILLE	633	-	-	-	(94,259)	-	(93,627)	
003300	ELECTRIC CONSTRUCTION CREWS-ESC	-	-	-	542	(419,082)	-	(418,540)	
003320	STREET LIGHTING-LGE	-	-	-	-	(44,481)	-	(44,481)	
003385	LINE LOCATING	58,026	-	-	-	-	-	58,026	
003400	ELECTRIC CONSTRUCTION CREWS-AOC	-	-	268	-	(448,348)	-	(448,081)	
003410	JOINT TRENCH ENHANCE AND CONNECT NETWORK	-	-	-	-	(58,836)	-	(58,836)	
003430	NETWORK OPS. 3PH COMMERCIAL	-	-	-	-	(376,709)	-	(376,709)	
003440	UNDERGROUND CONSTRUCTION	-	-	-	-	(97,971)	-	(97,971)	
003450	MANAGER ELECTRIC DISTRIBUTION	15,554	-	72	-	(194,250)	-	(178,624)	
003470	PERFORMANCE METRICS	8,298	-	-	-	-	133,042	141,340	
003560	SUBSTATION RELAY, PROTECTION & CONTROL - LGE	513	-	-	-	(85,919)	-	(85,406)	
004040	DISTRIBUTION DESIGN	59,293	-	-	-	503,444	446,453	1,009,190	
004060	GAS DIST. CONTRACT CONSTRUCTION	25,794	483	-	-	2,287,053	551,145	2,864,474	
004100	DIRECTOR - GAS CONSTRUCTION AND OPERATIONS AND ENGINEERING	41,893	-	-	-	-	118,666	160,558	
004140	MANAGER, GAS CONSTRUCTION	841	-	-	-	1,337,955	181,363	1,520,159	
004190	GAS DIST OPRS-REPAIR AND MAINTAIN	2,010,695	168,044	-	-	3,028,528	230,517	5,437,785	
004220	SVC DEL-BARDSTOWN	230,643	1,035	-	-	150,066	-	381,744	
004270	GAS DISPATCH	740,784	925	291	-	208,506	404	950,910	
004280	GAS TROUBLE	1,805,205	1,201	-	-	2,796	-	1,809,201	
004290	METER SHOP	127,058	-	-	-	401,916	-	528,973	
004370	ASSET INFORMATION LGE	95,477	-	-	-	1,226	303,736	400,439	
004380	GAS-ENGINEERS	135,755	-	-	-	126,488	253,564	515,808	
004385	TRANSMISSION INTEGRITY & COMPLIANCE	911,176	-	-	-	12,522	4,431	928,128	
004450	CORROSION CONTROL	1,016,853	-	-	-	397,267	-	1,414,120	
004470	MULDRAUGH STORAGE	2,422,776	6,189	-	-	387,631	78,317	2,894,912	
004475	DIR. GAS CONTROL AND STORAGE - LGE	167,206	-	-	-	(20)	139,657	306,843	
004480	MAGNOLIA STORAGE	1,874,464	3,820	-	-	209,065	41,894	2,129,243	
004490	GAS CONTROL	1,357,986	-	-	-	-	71,221	1,429,207	
004500	INSTR., MEASUREMENT	752,105	-	-	-	31,855	-	783,960	
004510	SYSTEM REGULATION OPERATION	1,347,747	-	-	-	368,352	57,371	1,773,471	
004560	GAS PROCUREMENT	700,945	-	-	-	583	-	701,528	
004600	GAS REGULATORY SERVICES	837,301	-	-	-	137	-	837,438	
004610	DISTRIBUTION INTEGRITY & COMPLIANCE	332,558	-	-	-	934	-	333,492	
004620	PIPELINE SAFETY MANAGEMENT SYSTEMS	380,600	-	-	-	51	-	380,651	
004630	OPERATOR QUALIFICATIONS PROGRAM	354,633	-	-	-	-	-	354,633	
004640	COMPLIANCE/ENVIRONMENTAL COORDINATOR	69,765	-	-	-	-	5,284	75,050	
004700	DIRECTOR, GAS ASSET INTEGRITY MANAGEMENT AND COMPLIANCE	113,061	-	-	-	-	-	113,061	
005310	FACILITIES MTCE	35,159	-	-	-	(534)	-	34,624	
006250	CORPORATE	(738,122)	-	(1,501)	-	(7,502)	593,688	(153,436)	
006630	LGE - TELECOMMUNICATIONS	98,748	-	10	-	274,845	4	373,607	
008813	EDO ASSET INFORMATION	422	-	-	-	-	-	422	
008815	LGE - GAS CHARGES	(57,558)	-	-	-	-	-	(57,558)	
008816	LGE - GDO DIRECTOR GCS	(2,075)	-	-	-	-	-	(2,075)	
008890	LGE OPERATING SERVICES CHARGES	5,737	-	-	-	(506)	34,071	39,302	
008910	LGE IT CHARGES	21	-	-	-	7,594	-	7,614	
011061	AREA 1	52	-	-	-	-	-	52	
011062	AREA 2	0	-	-	-	-	-	0	
011090	SC AND M EARLINGTON	23	-	-	-	-	-	23	
011370	FIELD SERVICES - KU	-	-	161	-	246	-	407	
011560	EARLINGTON OPERATIONS CENTER	-	-	-	-	381	-	381	
012050	SC AND M DANVILLE	-	-	-	-	(78)	-	(78)	
012160	DANVILLE OPERATIONS CENTER	-	-	-	-	4,462	-	4,462	
012360	RICHMOND OPERATIONS CENTER	-	-	-	-	282	-	282	
012560	SHELBYVILLE OPERATIONS CENTER	-	-	-	-	123	-	123	
013040	SC AND M LEXINGTON	-	-	-	-	(317)	-	(317)	
013150	LEXINGTON OPERATIONS CENTER	40	-	-	-	1,361	-	1,402	
013660	MAYSVILLE OPERATIONS CENTER	-	-	-	-	809	-	809	
014160	PINEVILLE OPERATIONS CENTER	-	-	256	-	(2,196)	-	(1,939)	
014260	LONDON OPERATIONS CENTER	-	-	255	-	(1,784)	-	(1,529)	
014370	ASSET INFORMATION - KU	311	-	-	-	1,321	-	1,632	
014940	SC AND M PINEVILLE	-	-	82	-	-	-	82	
015326	EARLINGTON MATERIAL LOGISTICS	-	-	-	-	17	-	17	
015820	KU METER SHOP	-	-	-	-	198	-	198	
015850	TRANSMISSION SUBSTATION ENGINEERING - KU	-	-	-	-	813	-	813	
015865	TRANSMISSION SUBSTATION CONSTRUCTION - KU	-	-	-	-	(72)	-	(72)	
015970	KU - TELECOMMUNICATIONS	146,059	-	-	-	115,026	-	261,086	
016230	EWB OPER / RESULTS	-	-	-	-	711	-	711	
016630	GHENT - COMMERCIAL	-	-	-	-	0	-	0	
016650	GHENT - OPERATIONS SHIFTS	-	-	-	-	419	-	419	
017660	NORTON OPERATIONS CENTER	-	-	-	-	(2,059)	-	(2,059)	
018890	KU OPERATING SERVICES CHARGES	-	-	-	-	(546)	-	(546)	
018910	KU IT CHARGES	-	-	-	-	(3,789)	-	(3,789)	
021000	CHAIRMAN AND CEO	43,126	-	-	-	-	-	43,126	
021015	01 DIRECTOR SYSTEMS, OPS AND PLANNING	-	-	-	-	(15,405)	-	(15,405)	
021016	DISTRIBUTION ANALYTICS & RESOURCE PLANNING	-	-	-	-	445	-	445	
021035	VP CUSTOMER SERVICES - SERVCO	21,434	-	-	-	-	-	21,434	
021070	DIRECTOR - ASSET MANAGEMENT	-	-	-	-	-	11,044	11,044	
021072	ELECTRICAL ENGINEERING AND PLANNING GROUP - LKS	-	-	-	-	(15)	-	(15)	
021076	ASSET INFORMATION-LKS	9,784	-	-	-	1,137	33,487	44,408	
021080	DISTRIBUTION SYSTEM ADMINISTRATION	131,703	-	-	-	10,761	-	142,463	
021204	CCS RETAIL SUPPORT	282,811	-	32	-	(73)	-	282,770	

Expenditure Org	Expenditure Org Description	Below the					Capitalized	Other B/S	Total
		Operating	Mechanism	Line	Other I/S				
021205	RESIDENTIAL SERVICE CENTER	1,510,332	-	-	-	3,736	-	1,514,068	
021220	BUSINESS OFFICES	72,843	-	-	-	-	-	72,843	
021221	CIVIC AFFAIRS	74,966	-	-	-	-	-	74,966	
021225	BUSINESS SERVICE CENTER	232,004	-	-	-	-	-	232,004	
021250	DIRECTOR CUSTOMER SERVICE AND MARKETING	22,029	-	-	-	-	-	22,029	
021251	COMPLAINTS AND INQUIRY	64,242	-	-	-	-	-	64,242	
021280	MANAGER - METER READING	108,366	-	-	-	-	-	108,366	
021315	MANAGER, FIELD SERVICE OPERATIONS	166,475	-	-	-	-	-	166,475	
021320	MANAGER - METER ASSET MANAGEMENT - LKS	82,924	-	-	-	-	-	82,924	
021325	DIRECTOR REVENUE COLLECTION	32,641	-	-	-	-	-	32,641	
021326	BUSINESS PROCESS MANAGEMENT & OPERATIONAL PERFORMANCE	99,640	-	-	-	(64)	-	99,576	
021330	MANAGER REMITTANCE AND COLLECTION	145,931	-	-	-	-	-	145,931	
021331	REVENUE ASSURANCE	70,428	-	-	-	-	-	70,428	
021335	FEDERAL REGULATION & POLICY	34,263	-	-	-	-	-	34,263	
021360	MANAGER BUSINESS SERVICES	298,049	-	-	-	(2,195)	-	295,854	
021390	MANAGER MARKETING	(3,537)	-	-	-	-	-	(3,537)	
021410	DIRECTOR BUSINESS & ECONOMIC DEVELOPMENT AND ENERGY EFFICIENCY	22,385	-	-	-	-	-	22,385	
021411	CS PROJECT SERVICES - LKS	26,090	-	-	-	5,293	-	31,383	
021415	MANAGER, SMART GRID STRATEGY	13,641	4,650	-	-	-	-	18,290	
021420	ENERGY EFFICIENCY OPERATIONS	4,379	46,999	-	-	-	-	51,378	
021440	VP STATE REGULATION AND RATES	171,937	-	-	-	-	-	171,937	
021500	DIRECTOR SAFETY AND TECHNICAL TRAINING	26,545	-	-	-	-	-	26,545	
021520	ENERGY EFFICIENCY OPERATIONS - NON DSM	25,714	8,434	-	-	-	-	34,148	
021900	PRESIDENT AND COO	37,173	-	-	-	-	-	37,173	
022200	VP - POWER GENERATION	-	-	-	-	235	-	235	
022210	DIRECTOR, COMMERCIAL OPERATIONS	-	-	-	-	6,650	-	6,650	
022230	LKS - MILL CREEK COMMERCIAL OPS	-	-	-	-	2,396	-	2,396	
022250	LKS - GHENT COMMERCIAL OPS	-	-	-	-	0	-	0	
022800	DIRECTOR - FUELS MANAGEMENT	-	-	-	-	1,099	-	1,099	
023000	VICE PRESIDENT - TRANSMISSION	192	-	-	-	-	-	192	
023040	TRANSMISSION ENERGY MANAGEMENT SYSTEMS	-	-	-	-	5,574	-	5,574	
023055	TRANSMISSION RELIABILITY PERFORMANCE/STANDARDS-LKS	-	-	-	-	236	-	236	
023060	TRANSMISSION SUBSTATION ENGINEERING - LKS	-	-	-	-	4,448	-	4,448	
023065	TRANSMISSION SUBSTATION CONSTRUCTION - LKS	-	-	-	-	(1,759)	-	(1,759)	
023070	MANAGER - TRANSMISSION LINES	-	-	-	-	9,061	-	9,061	
023076	TRANSMISSION PROJECT MANAGEMENT	-	-	-	-	(666)	-	(666)	
023200	01 DIRECTOR LG&E DISTRIBUTION OPS	-	-	-	-	(8,073)	-	(8,073)	
023220	MGR SYSTEM RESTORATION AND OPERATIONS	-	-	-	-	(8,409)	-	(8,409)	
023550	SUBSTATION ENGINEERING AND DESIGN	-	-	-	-	(76,901)	-	(76,901)	
023551	DISTRIBUTION ASSETS & STANDARDS	-	-	-	-	(1,557)	-	(1,557)	
023640	ELECTRIC DISTRIBUTION & CUST SERV BUDGETING	74,997	-	-	-	-	-	74,997	
023800	ENERGY PLANNING ANALYSIS AND FORECASTING	3,955	-	-	-	-	-	3,955	
023815	SALES ANALYSIS & FORECASTING	15,945	-	-	-	-	-	15,945	
024000	VP - GAS DISTRIBUTION	165,184	-	-	-	-	115,335	280,519	
024475	GAS STORAGE, CONTROL AND COMPLIANCE	79,308	-	-	-	-	172,624	251,932	
025000	SVP HUMAN RESOURCES	36,885	-	-	-	-	-	36,885	
025200	DIR - HUMAN RESOURCES	109,085	-	-	-	-	-	109,085	
025300	DIRECTOR HR - CORPORATE	49,560	-	-	-	-	-	49,560	
025410	DIRECTOR SUPPLY CHAIN AND LOGISTICS	34,403	-	-	-	13,970	614	48,987	
025415	IT SOURCING AND CONTRACT MANAGEMENT	77,671	-	-	-	155	-	77,826	
025420	CORPORATE PURCHASING	56,949	508	-	-	98	-	57,555	
025430	MANAGER SUPPLY CHAIN ED/TRANSMISSION	65,690	-	-	-	2,074	2,540	70,304	
025450	MANAGER MATERIAL SERVICES AND LOGISTICS	(441)	(1,511)	-	-	1,097	227	(628)	
025460	MANAGER - SUPPLIER DIVERSITY	14,367	-	-	-	1,038	-	15,405	
025470	SARBANES OXLEY	20,874	-	-	-	-	-	20,874	
025500	DIRECTOR OPERATING SERVICES	32,938	-	-	-	-	-	32,938	
025510	CONTRACT MANAGER - XEROX CORP.	(16)	-	-	-	(3,100)	-	(3,116)	
025530	MANAGER TRANSPORTATION	-	-	-	-	-	23,291	23,291	
025550	MANAGER OFFICE FACILITIES	53,935	-	-	-	(17)	-	53,918	
025551	FACILITY OPERATIONS NORTH	17,936	-	-	-	(654)	-	17,283	
025552	FACILITY OPERATIONS CENTRAL	2,721	-	-	-	(250)	-	2,470	
025553	FACILITY OPERATIONS SOUTH	15,380	-	-	-	-	-	15,380	
025555	FACILITY OPERATIONS - LEXINGTON	10,844	-	-	-	(138)	-	10,706	
025560	FACILITY OPERATIONS DATA/CONTROL CENTER	9,819	-	-	-	-	-	9,819	
025580	MANAGER REAL ESTATE AND RIGHT OF WAY	38,240	-	-	-	64,575	162,473	265,288	
025590	CORPORATE SECURITY / BUSINESS CONTINUITY	74,235	-	-	-	4,363	-	78,597	
025593	PROJECT PLANNING AND MANAGEMENT	21,460	-	-	59	85,493	-	107,013	
025594	CORPORATE FACILITY SERVICES	11,980	-	-	-	-	-	11,980	
025620	MANAGER HEALTH AND SAFETY	76,270	-	-	-	-	-	76,270	
025650	DIRECTOR ENVIRONMENTAL AFFAIRS	(721)	-	-	-	-	-	(721)	
025660	STAFFING SERVICES	81,185	-	-	-	(716)	-	80,469	
025670	COMPENSATION/HR POLICY & COMPLIANCE	32,430	-	-	-	-	-	32,430	
025680	MANAGER BENEFITS AND RECORDS	62,963	-	-	-	28	-	62,991	
025700	DIRECTOR - HUMAN RESOURCES	23,605	-	-	-	-	-	23,605	
025730	GAS SAFETY AND TECHNICAL TRAINING	873,181	-	-	-	-	-	873,181	
025770	MANAGER ORGANIZATIONAL DEVELOPMENT	35,971	-	-	-	-	-	35,971	
025775	HRIS	49,028	-	-	-	2,204	-	51,232	
025780	MANAGER DIVERSITY STRATEGY	14,191	-	-	-	-	-	14,191	
026020	FINANCIAL PLANNING & BUDGETING	36,665	-	-	-	-	-	36,665	
026030	GENERATION, PE, AND SAFETY BUDGETING	34,738	-	-	-	(13,862)	-	20,877	
026045	DIRECTOR CORPORATE TAX	90,377	-	-	-	2,822	-	93,199	
026050	CFO	46,226	-	557	-	-	-	46,783	
026080	MANAGER REVENUE ACCOUNTING	96,096	-	69	-	396	-	96,560	
026110	LKS - MANAGER - FINANCIAL SYSTEMS AND PROCESSES	36,023	-	-	-	27,471	-	63,494	
026120	MANAGER PROPERTY ACCOUNTING	96,116	-	-	-	(90)	-	96,026	
026130	CONTROLLER	7,347	-	-	-	-	-	7,347	
026135	DIRECTOR - ACCOUNTING AND REGULATORY REPORTING	22,160	-	-	-	-	-	22,160	
026140	MANAGER - FINANCIAL PLANNING	52,471	-	-	-	23,972	-	76,444	
026145	SHARED SERVICES & CORPORATE BUDGETING	64,705	-	-	-	196	-	64,901	
026155	FINANCIAL REPORTING	59,490	-	-	-	-	-	59,490	
026160	REGULATORY ACCOUNTING AND REPORTING	63,991	-	-	-	323	-	64,314	
026170	MANAGER - CUSTOMER ACCOUNTING	500,555	-	-	-	2,652	-	503,207	
026175	TRANSMISSION, GAS, & ES BUDGETING	152,516	-	-	-	-	-	152,516	
026190	CORPORATE ACCOUNTING	72,097	-	-	-	1,431	-	73,528	
026200	SUPPLY CHAIN SUPPORT	72,503	-	-	-	2,853	646	76,002	
026310	MANAGER PAYROLL	49,740	-	-	-	1,054	-	50,793	
026330	TREASURER	34,389	-	-	-	-	-	34,389	
026350	RISK MANAGEMENT	32,225	-	223	-	-	-	32,448	
026370	CORPORATE FINANCE	46,576	-	-	-	-	-	46,576	
026390	CREDIT/CONTRACT ADMINISTRATION	37,756	-	-	-	-	-	37,756	
026400	AUDIT SERVICES	129,867	-	-	-	1,459	-	131,327	
026490	CHIEF INFORMATION OFFICER	72,659	-	-	-	-	-	72,659	
026492	SER IT CHARGES	-	-	-	-	6,889	-	6,889	
026600	IT INFRASTRUCTURE AND OPERATIONS	101,996	-	-	-	115,596	-	217,592	

Expenditure Org	Expenditure Org Description	Below the					Capitalized	Other B/S	Total
		Operating	Mechanism	Line	Other I/S				
026625	TRANSPORT ENGINEERING	107,161	-	-	-	195,378	-	302,539	
026630	DATA NETWORKING	129,912	-	-	-	19,723	-	149,635	
026635	WORKSTATION ENGINEERING	102,418	-	-	-	(11,816)	-	90,602	
026636	IT CIP INFRASTRUCTURE	104,973	-	-	-	3,599	-	108,572	
026637	DATA CENTER OPERATIONS	229,321	-	-	-	30,984	-	260,306	
026638	GLOBAL NOC	54,645	-	-	-	7,863	-	62,507	
026645	UNIFIED COMMUNICATIONS AND COLLABORATION	124,488	-	-	-	8,351	-	132,838	
026646	INFRASTRUCTURE SERVICES	216,769	-	-	-	5,915	-	222,684	
026680	CLIENT SUPPORT SERVICES	20,879	-	-	-	-	-	20,879	
026740	IT SECURITY AND RISK MANAGEMENT	43,072	-	-	-	-	-	43,072	
026742	IT SECURITY	153,404	-	-	-	2,330	-	155,734	
026744	IT SECURITY RISK MANAGEMENT	94,639	-	-	-	8,998	-	103,637	
026760	IT TRAINING	40,380	-	-	-	-	-	40,380	
026772	TECHNOLOGY SUPPORT CENTER	118,850	-	-	-	115	-	118,965	
026774	DESKTOP OPERATIONS	94,412	-	2	-	29,133	-	123,547	
026850	VP EXTERNAL AFFAIRS	-	-	125,889	-	-	-	125,889	
026900	LEGAL DEPARTMENT - LKS	318,378	-	-	-	(5,309)	-	313,068	
026905	COMPLIANCE DEPT	98,788	-	-	-	-	-	98,788	
026910	GENERAL COUNSEL - LKS	49,747	-	-	-	-	-	49,747	
026920	DIRECTOR - CORPORATE COMMUNICATION	49,734	-	-	-	-	-	49,734	
026925	VP CORPORATE RESPONSIBILITY AND COMMUNITY AFFAIRS	59,290	-	-	-	-	-	59,290	
026940	MANAGER EXTERNAL AND BRAND COMMUNICATION	169,670	-	-	-	2,745	-	172,415	
027600	IT BUSINESS SERVICES	42,821	-	-	-	-	-	42,821	
027610	IT PROJECT MANAGEMENT OFFICE	95,249	-	-	-	59,914	-	155,163	
027620	IT BUSINESS ANALYSIS	88,460	-	-	-	43,808	-	132,268	
027630	IT QUALITY ASSURANCE	30,764	-	-	-	7,229	-	37,993	
027650	IT BUSINESS RELATIONSHIP MGR - CONSOLIDATED	64,958	-	-	-	3,978	-	68,936	
027660	IT SERVICE MANAGEMENT	36,340	-	-	-	135	-	36,475	
027800	IT APPLICATION PLANNING, EXECUTION AND SUPPORT	8,079	-	-	-	-	-	8,079	
027810	IT DEVELOPMENT AND SUPPORT - FINANCIAL APPS	88,939	-	-	-	55,417	-	144,357	
027820	IT DEVELOPMENT AND SUPPORT - CUSTOMER SERVICE	135,308	-	-	-	65,397	-	200,705	
027840	IT DEVELOPMENT AND SUPPORT - OPERATIONS	133,563	-	-	-	41,283	-	174,846	
027850	IT DEVELOPMENT AND SUPPORT - INTERNAL APPS	107,428	-	-	-	16,833	-	124,261	
027860	IT DEVELOPMENT AND SUPPORT - MOBILE AND .NET PLATFORMS	119,345	-	-	-	28,044	-	147,389	
027870	IT DEVELOPMENT AND SUPPORT	42,089	-	-	-	25,751	-	67,841	
029640	SVP ENERGY SUPPLY AND ANALYSIS	13,110	-	-	-	(5,039)	-	8,070	
029660	DIRECTOR - POWER SUPPLY	47,089	-	-	-	-	-	47,089	
029750	PROJECT ENGINEERING	-	-	-	-	(462,913)	-	(462,913)	
029760	GENERATION SAFETY	190	-	-	-	(7)	-	183	
Total Base Year Gas Labor		29,606,242	240,776	127,812	-	8,339,140	3,767,111	42,081,081	
Total Off-Duty		4,299,119	54,285	10,761	477	1,035,730	842,635	6,243,008	
Total Employee Benefits		11,333,449	71,144	28,611	1,269	2,566,936	2,241,118	16,242,527	
Total Payroll Taxes		2,917,277	9,986	6,218	281	718,506	531,060	4,183,328	
Total Base Year Gas Payroll Costs		48,156,087	376,191	173,402	2,027	12,660,312	7,381,924	68,749,944	
Total Base Year Electric and Gas Payroll Costs		161,907,735	1,675,564	372,160	19,203	40,371,759	30,773,036	235,119,458	

Expenditure Org	Expenditure Org Description	Below the Line					Capitalized	Other B/S	Total
		Operating	Mechanism	Other I/S					
Test Year Payroll Costs - Electric									
001075	TECH. AND SAFETY TRAINING DIST - LGE	41,791	-	-	-	-	-	41,791	
001220	BUSINESS OFFICES - LGE	335,489	-	-	-	-	-	335,489	
001280	METER READING - LGE	226,748	-	-	-	-	-	226,748	
001295	FIELD SERVICE - LGE	1,696,267	-	-	-	-	-	1,696,267	
001345	METER SHOP LGE	846,607	-	-	-	452,746	-	1,299,353	
002041	LGE - CANE RUN 7 ALLOCATIONS	(4,174,555)	-	-	-	-	-	(4,174,555)	
002042	LGE - PADDYS RUN 13 ALLOCATIONS	(192,769)	-	-	-	-	-	(192,769)	
002043	LGE - TRIMBLE COUNTY CTS ALLOCATIONS	(611,093)	-	-	-	-	-	(611,093)	
002044	LGE - TRIMBLE COUNTY STEAM ALLOCATIONS	(9,065,685)	(194,496)	-	-	-	-	(9,260,181)	
002060	CENT ENG/CONST MGMT	61,959	-	-	-	-	-	61,959	
002120	OHIO FALLS	513,675	-	-	-	-	-	513,675	
002130	CANE RUN CCGT - LGE	4,066,399	-	-	-	-	-	4,066,399	
002140	OTH PROD OPR/MTCE	410,148	-	-	-	-	-	410,148	
002320	MC-COMMON PLANT	7,712,004	-	-	-	-	-	7,712,004	
002330	MC ENGINEERING AND TECHNICAL SERVICES	1,270,215	-	-	-	-	-	1,270,215	
002340	MC COMMERCIAL OPERATIONS	132,166	-	-	-	-	170,828	302,995	
002350	MC-LABORATORY	1,079,095	-	-	-	-	-	1,079,095	
002401	GEN. MGR. MILL CREEK STATION	1,350,650	-	-	-	-	-	1,350,650	
002480	MGR. MILL CREEK MAINTENANCE	1,735,734	-	-	-	-	-	1,735,734	
002481	MILL CREEK MECHANICAL MAINTENANCE	2,511,622	2	-	-	-	-	2,511,624	
002482	MILL CREEK I/E MAINTENANCE	2,653,477	-	-	-	-	-	2,653,477	
002603	FINC & BUDGTNG-POWER PROD LG&E	283,472	-	-	-	-	-	283,472	
002650	GENERAL MANAGER - TC	1,455,159	-	-	-	-	-	1,455,159	
002670	TRIMBLE COUNTY - COMMERCIAL OPERATIONS	135,291	-	-	-	-	109,801	245,092	
002680	TC ENGINEERING AND TECHNICAL SERVICES	1,355,551	89,682	-	-	-	-	1,445,233	
002710	TC-LABORATORY	616,394	-	-	-	-	-	616,394	
002720	TC OPERATIONS	1,455,187	60,633	-	-	-	-	1,515,820	
002730	TC OPER-A WATCH	1,298,431	-	-	-	-	-	1,298,431	
002740	TC OPER-B WATCH	1,285,894	-	-	-	-	-	1,285,894	
002750	TC OPER-C WATCH	1,454,954	-	-	-	-	-	1,454,954	
002760	TC OPER-D WATCH	1,393,468	-	-	-	-	-	1,393,468	
002770	TC-MAINTENANCE SVCS	1,610,857	121,247	-	-	-	-	1,732,104	
002780	TC-MAINTENANCE I/E	2,106,432	26,751	-	-	-	-	2,133,183	
002790	TC-MTCE MECHANICAL	2,305,400	103,963	-	-	-	-	2,409,363	
002820	MC-MATERIAL HANDLING	973,459	-	-	-	-	-	973,459	
002840	TC-MATERIAL HANDLING	455,736	-	-	-	-	-	455,736	
003030	SUBSTATION OPS.	671,667	-	-	-	-	200,830	872,497	
003070	LGE TRANSMISSION LINES	92,996	-	-	-	-	-	92,996	
003110	TRANSFORMERS SERVICES	220,551	-	-	-	313,930	-	534,481	
003160	SC M LOUISVILLE	1,063,915	-	-	-	358,977	164,400	1,587,292	
003210	FORESTRY	144,023	-	-	-	-	-	144,023	
003385	LINE LOCATING	57,496	-	-	-	-	-	57,496	
003440	UNDERGROUND CONSTRUCTION	728,328	-	-	-	2,779,292	507,500	4,015,120	
003450	MANAGER ELECTRIC DISTRIBUTION	3,396,071	-	-	-	5,941,653	406,000	9,743,723	
003470	PERFORMANCE METRICS	-	-	-	-	-	272,597	272,597	
003560	SUBSTATION RELAY, PROTECTION & CONTROL - LGE	315,675	-	-	-	382,625	69,816	768,116	
004040	DISTRIBUTION DESIGN	-	-	-	-	661,794	1,224,556	1,886,350	
004060	GAS DIST. CONTRACT CONSTRUCTION	-	-	-	-	100,362	-	100,362	
004370	ASSET INFORMATION LGE	62,939	-	-	-	-	194,590	257,529	
004380	GAS-ENGINEERS	-	-	-	-	-	683,531	683,531	
004385	TRANSMISSION INTEGRITY & COMPLIANCE	10,940	-	-	-	-	-	10,940	
004470	MULDRAUGH STORAGE	33,719	-	-	-	-	-	33,719	
004490	GAS CONTROL	43,000	-	-	-	-	-	43,000	
004500	INSTR., MEASUREMENT	34,000	-	-	-	-	-	34,000	
004510	SYSTEM REGULATION OPERATION	26,805	-	-	-	-	-	26,805	
005310	FACILITIES MTCE	101,018	-	-	-	-	-	101,018	
006250	CORPORATE	(2,892,849)	-	-	-	-	2,509,213	(383,636)	
006264	TC IMEA/IMPA PARTNER ALLOCATION	(2,372,469)	(51,945)	-	-	-	2,424,414	(0)	
006630	LGE - TELECOMMUNICATIONS	202,365	-	-	-	185,001	-	387,366	
008890	LGE OPERATING SERVICES CHARGES	31,657	-	-	-	-	207,493	239,150	
015970	KU - TELECOMMUNICATIONS	299,884	-	-	-	-	-	299,884	
016720	KU - BRCT JOINT OWNERSHIP ALLOCATIONS	269,169	-	-	-	-	-	269,169	
021000	CHAIRMAN AND CEO	234,432	-	-	-	-	-	234,432	
021015	01 DIRECTOR SYSTEMS, OPS AND PLANNING	8,203	-	-	-	-	94,133	102,335	
021016	DISTRIBUTION ANALYTICS & RESOURCE PLANNING	42,337	-	-	-	-	127,010	169,346	
021017	ASSET INFORMATION & DATA ANALYTICS	14,580	-	-	-	-	43,811	58,390	
021018	REGULATORY COMPLIANCE AND SPECIAL CONTRACTS	37,511	-	-	-	-	12,349	49,859	
021019	DISTRIBUTION RELIABILITY	53,831	-	-	-	-	179,592	233,423	
021035	VP CUSTOMER SERVICES - SERVCO	(136,932)	-	-	-	-	-	(136,932)	
021055	VP ELECTRIC DISTRIBUTION - LKS	(108,695)	-	-	-	-	99,588	(9,107)	
021070	DIRECTOR - ASSET MANAGEMENT	12,040	-	-	-	-	57,581	69,621	
021071	SYSTEM ANALYSIS AND PLANNING - DIST	132,010	-	-	-	-	201,801	333,811	
021072	ELECTRICAL ENGINEERING AND PLANNING GROUP - LKS	54,266	-	-	-	-	72,759	127,025	
021073	DIST SYSTEMS, COMPLIANCE AND EMER PREP	57,224	-	-	-	-	69,986	127,210	
021075	ELECTRIC CODES AND STANDARDS	70,090	-	-	-	-	139,797	209,887	
021076	ASSET INFORMATION-LKS	36,636	-	-	-	-	124,172	160,808	
021078	PROTECTION & CONTROL ENGINEERING	58,308	-	-	-	-	123,896	182,204	
021080	DISTRIBUTION SYSTEM ADMINISTRATION	135,384	-	-	-	-	-	135,384	
021204	CCS RETAIL SUPPORT	379,888	-	-	-	-	-	379,888	
021205	RESIDENTIAL SERVICE CENTER	2,079,490	-	-	-	-	-	2,079,490	
021220	BUSINESS OFFICES	88,937	-	-	-	-	-	88,937	
021221	CIVIC AFFAIRS	94,711	-	-	-	-	-	94,711	
021225	BUSINESS SERVICE CENTER	362,493	-	-	-	-	-	362,493	
021250	DIRECTOR CUSTOMER SERVICE AND MARKETING	80,257	-	-	-	-	-	80,257	
021251	COMPLAINTS AND INQUIRY	96,174	-	-	-	-	-	96,174	
021280	MANAGER - METER READING	144,009	-	-	-	-	-	144,009	
021315	MANAGER, FIELD SERVICE OPERATIONS	289,918	-	-	-	-	-	289,918	
021320	MANAGER - METER ASSET MANAGEMENT - LKS	179,840	-	-	-	54,966	-	234,806	
021325	DIRECTOR REVENUE COLLECTION	43,233	-	-	-	-	-	43,233	
021326	BUSINESS PROCESS MANAGEMENT & OPERATIONAL PERFORMANCE	396,687	-	-	-	-	-	396,687	
021330	MANAGER REMITTANCE AND COLLECTION	310,392	-	-	-	-	-	310,392	
021335	FEDERAL REGULATION & POLICY	121,179	-	-	-	-	-	121,179	
021360	MANAGER BUSINESS SERVICES	375,652	-	-	-	-	-	375,652	
021410	DIRECTOR BUSINESS & ECONOMIC DEVELOPMENT AND ENERGY EFFICIENC	79,269	-	-	-	-	-	79,269	
021411	CS PROJECT SERVICES - LKS	55,734	-	-	-	222,815	-	278,549	
021415	MANAGER, SMART GRID STRATEGY	-	287,228	-	-	-	-	287,228	
021420	ENERGY EFFICIENCY OPERATIONS	48,345	-	-	-	-	-	48,345	
021440	VP STATE REGULATION AND RATES	502,098	-	-	-	-	-	502,098	
021500	DIRECTOR SAFETY AND TECHNICAL TRAINING	74,364	-	-	-	-	-	74,364	
021520	ENERGY EFFICIENCY OPERATIONS - NON DSM	128,496	-	-	-	-	-	128,496	
021904	CHIEF OPERATING OFFICER	128,044	-	-	-	-	-	128,044	
022025	GENERATION TURBINE GENERATOR SPECIALIST	278,499	-	-	-	13,000	-	291,499	

Expenditure Org	Expenditure Org Description	Below the					Total
		Operating	Mechanism	Line	Other I/S	Capitalized	
022060	DIRECTOR - GENERATION SERVICES	162,687	-	-	-	-	162,687
022065	MANAGER - SYSTEM LAB AND ENV. COMPL.	459,378	-	-	-	-	459,378
022070	RESEARCH AND DEVELOPMENT	165,399	-	-	-	-	165,399
022080	MANAGER, COMPLIANCE AND DOCUMENT MANAGEMENT	527,273	-	-	-	-	527,273
022110	MANAGER - GENERATION ENGINEERING	524,966	-	-	-	-	524,966
022112	ELECTRICAL ENGINEERING	517,071	-	-	-	-	517,071
022113	MECHANICAL ENGINEERING	635,394	-	-	-	-	635,394
022114	PERFORMANCE ENGINEERING	319,104	-	-	-	-	319,104
022200	VP - POWER GENERATION	(418,408)	-	-	-	-	(402,477)
022210	DIRECTOR, COMMERCIAL OPERATIONS	68,440	-	-	-	15,930	153,213
022220	LKS - CANE RUN COMMERCIAL OPS	26,452	-	-	-	67,180	93,632
022230	LKS - MILL CREEK COMMERCIAL OPS	37,498	-	-	-	101,432	138,929
022240	LKS - TRIMBLE COUNTY COMMERCIAL OPS	30,562	-	-	-	80,129	110,691
022250	LKS - GHENT COMMERCIAL OPS	39,051	-	-	-	99,330	138,382
022260	LKS - EW BROWN COMMERCIAL OPS	29,451	-	-	-	80,688	110,139
022270	LKS - RIVERPORT COMMERCIAL OPS	83,201	-	-	-	57,818	141,019
022800	DIRECTOR - FUELS MANAGEMENT	279,787	-	-	-	-	279,787
022810	DIRECTOR - CORPORATE FUELS AND BY PRODUCTS	452,518	-	-	13,200	-	465,718
022970	GENERATION SYSTEM PLANNING	327,672	-	-	-	-	327,672
023000	VICE PRESIDENT - TRANSMISSION	75,292	-	-	-	-	75,292
023003	DIRECTOR TRANSMISSION ENGINEERING & CONSTRUCTION	7,334	-	-	-	66,003	73,337
023005	DIR TRANS STRATEGY & PLANNING	89,131	-	-	-	-	89,131
023010	DIRECTOR - TRANSMISSION	82,942	-	-	-	-	82,942
023020	TRANSMISSION SYSTEM OPERATIONS	1,111,857	-	-	-	22,945	1,134,802
023025	TRANS OPERATIONS ENGINEERING & OUTAGE COORDINATION - LKS	345,581	-	-	-	62,147	407,728
023040	TRANSMISSION ENERGY MANAGEMENT SYSTEMS	317,795	-	-	-	-	317,795
023050	TRANSMISSION STRATEGY & PLANNING	287,143	-	-	-	111,667	398,809
023055	TRANSMISSION RELIABILITY PERFORMANCE/STANDARDS-LKS	91,999	-	-	-	150,103	242,101
023060	TRANSMISSION SUBSTATION ENGINEERING - LKS	258,134	-	-	-	171,482	429,617
023065	TRANSMISSION SUBSTATION CONSTRUCTION - LKS	323,213	-	-	-	245,727	1,032,785
023070	MANAGER - TRANSMISSION LINES	200,167	-	-	-	356,031	1,214,892
023076	TRANSMISSION PROJECT MANAGEMENT	1,131	-	-	-	-	225,032
023090	TRANSMISSION POLICY & TARIFFS	126,840	-	-	-	-	126,840
023110	TRANSFORMER SERVICES	11,906	-	-	-	49,548	61,454
023130	MANAGER SUBSTATION CONSTRUCTION AND MAINTENANCE	30,570	-	-	-	-	46,563
023200	01 DIRECTOR LG&E DISTRIBUTION OPS	9,429	-	-	-	-	142,963
023210	LKS - FORESTRY	79,787	-	-	-	-	79,787
023220	MGR SYSTEM RESTORATION AND OPERATIONS	1,344,640	-	-	-	60,000	2,142,685
023550	SUBSTATION ENGINEERING AND DESIGN	17,905	-	-	-	79,013	623,413
023551	DISTRIBUTION ASSETS & STANDARDS	7,764	-	-	-	-	196,863
023560	SUBSTATION RELAY, PROTECTION & CONTROL (SERVCO)	17,458	-	-	-	30,555	48,013
023640	ELECTRIC DISTRIBUTION & CUST SERV BUDGETING	181,915	-	-	-	-	181,915
023800	ENERGY PLANNING ANALYSIS AND FORECASTING	97,076	-	-	-	-	97,076
023815	SALES ANALYSIS & FORECASTING	211,933	-	-	-	-	211,933
025000	SVP HUMAN RESOURCES	97,982	-	-	-	-	97,982
025200	DIR - HUMAN RESOURCES	350,002	-	-	-	-	350,002
025210	TECHNICAL TRAINING GENERATION AND TRANSMISSION	228,422	-	-	-	-	228,422
025300	DIRECTOR HR - CORPORATE	159,510	-	-	-	-	159,510
025410	DIRECTOR SUPPLY CHAIN AND LOGISTICS	152,106	-	-	-	17,106	169,212
025415	IT SOURCING AND CONTRACT MANAGEMENT	243,930	-	-	-	-	243,930
025420	CORPORATE PURCHASING	181,360	-	-	-	-	181,360
025430	MANAGER SUPPLY CHAIN ED/TRANSMISSION	224,209	-	-	-	86,617	310,826
025450	MANAGER MATERIAL SERVICES AND LOGISTICS	-	-	-	-	291,812	291,812
025460	MANAGER - SUPPLIER DIVERSITY	50,476	-	-	-	-	50,476
025470	SARBANES OXLEY	65,418	-	-	-	-	65,418
025500	DIRECTOR OPERATING SERVICES	98,378	-	-	-	-	98,378
025530	MANAGER TRANSPORTATION	-	-	-	-	101,063	101,063
025550	MANAGER OFFICE FACILITIES	162,240	-	-	-	-	162,240
025551	FACILITY OPERATIONS NORTH	53,990	-	-	-	-	53,990
025552	FACILITY OPERATIONS CENTRAL	13,645	-	-	-	-	13,645
025553	FACILITY OPERATIONS SOUTH	47,413	-	-	-	-	47,413
025555	FACILITY OPERATIONS - LEXINGTON	39,673	-	-	-	-	39,673
025560	FACILITY OPERATIONS DATA/CONTROL CENTER	54,120	-	-	-	-	54,120
025580	MANAGER REAL ESTATE AND RIGHT OF WAY	50,722	-	-	-	4,564	55,286
025590	CORPORATE SECURITY / BUSINESS CONTINUITY	256,374	-	-	-	-	256,374
025593	PROJECT PLANNING AND MANAGEMENT	69,691	-	-	-	237,719	307,410
025594	CORPORATE FACILITY SERVICES	39,665	-	-	-	-	39,665
025620	MANAGER HEALTH AND SAFETY	227,115	-	-	-	-	227,115
025650	DIRECTOR ENVIRONMENTAL AFFAIRS	1,446,131	-	-	-	-	1,446,131
025660	STAFFING SERVICES	293,347	-	-	-	-	293,347
025670	COMPENSATION/HR POLICY & COMPLIANCE	112,212	-	-	-	-	112,212
025680	MANAGER BENEFITS AND RECORDS	195,538	-	-	-	-	195,538
025700	DIRECTOR - HUMAN RESOURCES	92,593	-	-	-	-	92,593
025710	ELECTRIC TECHNICAL TRAINING AND PUBLIC SAFETY	385,579	-	-	-	-	385,579
025720	ELECTRIC DISTRIBUTION AND TRANSMISSION SAFETY	352,992	-	-	-	-	352,992
025770	MANAGER ORGANIZATIONAL DEVELOPMENT	112,437	-	-	-	-	112,437
025775	HRIS	164,520	-	-	-	-	164,520
025780	MANAGER DIVERSITY STRATEGY	51,746	-	-	-	-	51,746
026020	FINANCIAL PLANNING & BUDGETING	110,370	-	-	-	-	110,370
026030	GENERATION, PE, AND SAFETY BUDGETING	80,679	-	-	-	69,021	149,700
026045	DIRECTOR CORPORATE TAX	296,898	-	-	-	-	296,898
026050	CFO	44,501	-	-	-	-	44,501
026080	MANAGER REVENUE ACCOUNTING	294,894	-	-	-	-	294,894
026110	LKS - MANAGER - FINANCIAL SYSTEMS AND PROCESSES	193,823	-	-	-	-	193,823
026120	MANAGER PROPERTY ACCOUNTING	274,225	-	-	-	-	274,225
026130	CONTROLLER	89,559	-	-	-	-	89,559
026135	DIRECTOR - ACCOUNTING AND REGULATORY REPORTING	68,758	-	-	-	-	68,758
026140	MANAGER - FINANCIAL PLANNING	214,008	-	-	-	-	214,008
026145	SHARED SERVICES & CORPORATE BUDGETING	193,016	-	-	-	-	193,016
026155	FINANCIAL REPORTING	166,910	-	-	-	-	166,910
026160	REGULATORY ACCOUNTING AND REPORTING	196,529	-	-	-	-	196,529
026170	MANAGER - CUSTOMER ACCOUNTING	665,489	-	-	-	-	665,489
026175	TRANSMISSION, GAS, & ES BUDGETING	142,997	-	-	-	-	142,997
026190	CORPORATE ACCOUNTING	232,870	-	-	-	-	232,870
026200	SUPPLY CHAIN SUPPORT	234,542	-	-	-	41,365	275,907
026310	MANAGER PAYROLL	153,790	-	-	-	-	153,790
026330	TREASURER	106,475	-	-	-	-	106,475
026350	RISK MANAGEMENT	98,032	-	-	-	-	98,032
026370	CORPORATE FINANCE	155,268	-	-	-	-	155,268
026390	CREDIT/CONTRACT ADMINISTRATION	111,166	-	-	-	-	111,166
026400	AUDIT SERVICES	397,916	-	-	-	-	397,916
026490	CHIEF INFORMATION OFFICER	104,347	-	-	-	-	104,347
026600	IT INFRASTRUCTURE AND OPERATIONS	302,655	-	-	-	19,537	322,192
026625	TRANSPORT ENGINEERING	353,158	-	-	-	97,070	450,228

Expenditure Org	Expenditure Org Description	Below the					Capitalized	Other B/S	Total
		Operating	Mechanism	Line	Other I/S				
026630	DATA NETWORKING	459,534	-	-	-	101,533	-	561,067	
026635	WORKSTATION ENGINEERING	325,365	-	-	-	86,006	-	411,372	
026636	IT CIP INFRASTRUCTURE	294,582	-	-	-	41,091	-	335,673	
026637	DATA CENTER OPERATIONS	789,887	-	-	-	70,760	-	860,647	
026638	GLOBAL NOC	183,085	-	-	-	19,435	-	202,520	
026645	UNIFIED COMMUNICATIONS AND COLLABORATION	321,911	-	-	-	87,834	-	409,745	
026646	INFRASTRUCTURE SERVICES	692,003	-	-	-	10,245	-	702,247	
026680	CLIENT SUPPORT SERVICES	69,081	-	-	-	-	-	69,081	
026740	IT SECURITY AND RISK MANAGEMENT	134,874	-	-	-	-	-	134,874	
026742	IT SECURITY	475,298	-	-	-	11,606	-	486,904	
026744	IT SECURITY RISK MANAGEMENT	274,901	-	-	-	40,449	-	315,350	
026760	IT TRAINING	125,555	-	-	-	-	-	125,555	
026772	TECHNOLOGY SUPPORT CENTER	389,736	-	-	-	-	-	389,736	
026774	DESKTOP OPERATIONS	284,287	-	-	-	96,737	-	381,024	
026900	LEGAL DEPARTMENT - LKS	754,438	-	-	-	19,553	-	773,991	
026905	COMPLIANCE DEPT	309,770	-	-	-	-	-	309,770	
026910	GENERAL COUNSEL - LKS	126,844	-	-	-	-	-	126,844	
026920	DIRECTOR - CORPORATE COMMUNICATION	134,566	-	-	-	-	-	134,566	
026925	VP CORPORATE RESPONSIBILITY AND COMMUNITY AFFAIRS	182,227	-	-	-	-	-	182,227	
026940	MANAGER EXTERNAL AND BRAND COMMUNICATION	523,670	-	-	-	-	-	523,670	
027600	IT BUSINESS SERVICES	151,445	-	-	-	-	-	151,445	
027610	IT PROJECT MANAGEMENT OFFICE	435,738	-	-	-	202,711	-	638,449	
027620	IT BUSINESS ANALYSIS	285,531	-	-	-	214,368	-	499,899	
027630	IT QUALITY ASSURANCE	58,809	-	-	-	69,345	-	128,154	
027650	IT BUSINESS RELATIONSHIP MGR - CONSOLIDATED	252,558	-	-	-	-	-	252,558	
027660	IT SERVICE MANAGEMENT	103,328	-	-	-	-	-	103,328	
027810	IT DEVELOPMENT AND SUPPORT - FINANCIAL APPS	440,839	-	-	-	55,833	-	496,671	
027820	IT DEVELOPMENT AND SUPPORT - CUSTOMER SERVICE	90,338	-	-	-	519,324	-	609,661	
027840	IT DEVELOPMENT AND SUPPORT - OPERATIONS	400,643	-	-	-	218,102	-	618,744	
027850	IT DEVELOPMENT AND SUPPORT - INTERNAL APPS	379,882	-	-	-	40,978	-	420,860	
027860	IT DEVELOPMENT AND SUPPORT - MOBILE AND .NET PLATFORMS	452,853	-	-	-	107,620	-	560,473	
027870	IT DEVELOPMENT AND SUPPORT	203,725	-	-	-	65,538	-	269,263	
029640	SVP ENERGY SUPPLY AND ANALYSIS	76,108	-	-	-	18,462	-	94,570	
029645	DATA ANALYTICS - LKS	176,564	-	-	-	-	-	176,564	
029660	DIRECTOR - POWER SUPPLY	965,888	-	-	-	-	-	965,888	
029750	PROJECT ENGINEERING	56,527	-	-	-	1,888,035	-	1,944,563	
029760	GENERATION SAFETY	224,775	-	-	-	-	-	224,775	
Total Test Year Electric Labor		72,925,474	443,065	-	13,200	16,666,392	15,235,256	105,283,387	
Total Off-Duty		11,414,746	75,334	25,364	-	2,365,522	2,235,198	16,116,164	
Total Employee Benefits		31,975,365	203,715	68,401	-	6,521,407	5,629,371	44,398,259	
Total Payroll Taxes		7,403,784	48,076	14,144	-	1,694,765	1,351,897	10,512,667	
Total Test Year Electric Payroll Costs		123,719,368	770,191	107,910	13,200	27,248,086	24,451,722	176,310,477	

Expenditure Org	Expenditure Org Description	Below the Line					Capitalized	Other B/S	Total
		Operating	Mechanism	Other I/S					
Test Year Payroll Costs - Gas									
001220	BUSINESS OFFICES - LGE	263,598	-	-	-	-	-	263,598	
001280	METER READING - LGE	178,159	-	-	-	-	-	178,159	
003385	LINE LOCATING	69,126	-	-	-	-	-	69,126	
003470	PERFORMANCE METRICS	-	-	-	-	-	131,651	131,651	
004040	DISTRIBUTION DESIGN	55,000	-	-	-	420,593	654,369	1,129,962	
004060	GAS DIST. CONTRACT CONSTRUCTION	-	-	-	-	951,470	896,277	1,847,747	
004100	DIRECTOR - GAS CONSTRUCTION AND OPERATIONS AND ENGINEERING	49,288	-	-	-	-	115,005	164,293	
004140	MANAGER, GAS CONSTRUCTION	-	-	-	-	836,211	-	836,211	
004190	GAS DIST OPRS-REPAIR AND MAINTAIN	1,991,387	224,547	-	-	2,426,690	178,312	4,820,936	
004220	SVC DEL-BARDSTOWN	257,812	-	-	-	94,053	-	351,865	
004270	GAS DISPATCH	787,163	-	-	-	158,044	-	945,208	
004280	GAS TROUBLE	1,796,489	-	-	-	-	-	1,796,489	
004290	METER SHOP	142,607	-	-	-	387,924	-	530,531	
004370	ASSET INFORMATION LGE	94,054	-	-	-	-	365,320	459,374	
004380	GAS-ENGINEERS	198,135	-	-	-	-	307,094	505,229	
004385	TRANSMISSION INTEGRITY & COMPLIANCE	1,030,969	-	-	-	(20,771)	-	1,010,199	
004450	CORROSION CONTROL	1,045,788	-	-	-	61,000	-	1,106,788	
004470	MULDRAUGH STORAGE	2,424,548	-	-	-	218,309	82,800	2,725,657	
004475	DIR. GAS CONTROL AND STORAGE - LGE	267,555	-	-	-	-	82,390	349,945	
004480	MAGNOLIA STORAGE	2,042,818	-	-	-	41,000	41,520	2,125,338	
004490	GAS CONTROL	1,488,449	-	-	-	-	40,000	1,528,449	
004500	INSTR., MEASUREMENT	947,727	-	-	-	10,000	-	957,727	
004510	SYSTEM REGULATION OPERATION	1,405,902	-	-	-	238,515	-	1,644,417	
004560	GAS PROCUREMENT	707,309	-	-	-	-	-	707,309	
004600	GAS REGULATORY SERVICES	953,509	-	-	-	-	-	953,509	
004610	DISTRIBUTION INTEGRITY & COMPLIANCE	518,100	-	-	-	-	-	518,100	
004620	PIPELINE SAFETY MANAGEMENT SYSTEMS	569,314	-	-	-	-	-	569,314	
004630	OPERATOR QUALIFICATIONS PROGRAM	358,695	-	-	-	-	-	358,695	
004700	DIRECTOR, GAS ASSET INTEGRITY MANAGEMENT AND COMPLIANCE	169,966	-	-	-	-	-	169,966	
005310	FACILITIES MTCE	33,673	-	-	-	-	-	33,673	
006250	CORPORATE	(774,439)	-	-	-	-	588,574	(185,865)	
006630	LGE - TELECOMMUNICATIONS	90,918	-	-	-	83,117	-	174,034	
008890	LGE OPERATING SERVICES CHARGES	34,936	-	-	-	-	207,493	242,430	
015970	KU - TELECOMMUNICATIONS	134,731	-	-	-	-	-	134,731	
021000	CHAIRMAN AND CEO	78,144	-	-	-	-	-	78,144	
021035	VP CUSTOMER SERVICES - SERVCO	(115,815)	-	-	-	-	-	(115,815)	
021080	DISTRIBUTION SYSTEM ADMINISTRATION	87,601	-	-	-	-	-	87,601	
021204	CCS RETAIL SUPPORT	298,483	-	-	-	-	-	298,483	
021205	RESIDENTIAL SERVICE CENTER	1,633,885	-	-	-	-	-	1,633,885	
021220	BUSINESS OFFICES	69,879	-	-	-	-	-	69,879	
021221	CIVIC AFFAIRS	74,416	-	-	-	-	-	74,416	
021225	BUSINESS SERVICE CENTER	251,991	-	-	-	-	-	251,991	
021250	DIRECTOR CUSTOMER SERVICE AND MARKETING	22,636	-	-	-	-	-	22,636	
021251	COMPLAINTS AND INQUIRY	75,565	-	-	-	-	-	75,565	
021280	MANAGER - METER READING	113,150	-	-	-	-	-	113,150	
021315	MANAGER, FIELD SERVICE OPERATIONS	187,594	-	-	-	-	-	187,594	
021320	MANAGER - METER ASSET MANAGEMENT - LKS	116,367	-	-	-	-	-	116,367	
021325	DIRECTOR REVENUE COLLECTION	33,968	-	-	-	-	-	33,968	
021326	BUSINESS PROCESS MANAGEMENT & OPERATIONAL PERFORMANCE	111,886	-	-	-	-	-	111,886	
021330	MANAGER REMITTANCE AND COLLECTION	243,879	-	-	-	-	-	243,879	
021335	FEDERAL REGULATION & POLICY	40,393	-	-	-	-	-	40,393	
021360	MANAGER BUSINESS SERVICES	295,155	-	-	-	-	-	295,155	
021410	DIRECTOR BUSINESS & ECONOMIC DEVELOPMENT AND ENERGY EFFICIENCY	22,358	-	-	-	-	-	22,358	
021411	CS PROJECT SERVICES - LKS	18,578	-	-	-	100,105	-	118,683	
021415	MANAGER, SMART GRID STRATEGY	-	15,851	-	-	-	-	15,851	
021420	ENERGY EFFICIENCY OPERATIONS	13,636	-	-	-	-	-	13,636	
021440	VP STATE REGULATION AND RATES	167,366	-	-	-	-	-	167,366	
021500	DIRECTOR SAFETY AND TECHNICAL TRAINING	24,788	-	-	-	-	-	24,788	
021520	ENERGY EFFICIENCY OPERATIONS - NON DSM	36,242	-	-	-	-	-	36,242	
023065	TRANSMISSION SUBSTATION CONSTRUCTION - LKS	-	-	-	-	2,500	-	2,500	
023070	MANAGER - TRANSMISSION LINES	-	-	-	-	1,550	-	1,550	
023640	ELECTRIC DISTRIBUTION & CUST SERV BUDGETING	60,638	-	-	-	-	-	60,638	
024000	VP - GAS DISTRIBUTION	(84,342)	-	-	-	-	170,591	86,249	
024475	GAS STORAGE, CONTROL AND COMPLIANCE	81,684	-	-	-	-	172,539	254,222	
025000	SVP HUMAN RESOURCES	32,661	-	-	-	-	-	32,661	
025200	DIR - HUMAN RESOURCES	116,667	-	-	-	-	-	116,667	
025300	DIRECTOR HR - CORPORATE	53,170	-	-	-	-	-	53,170	
025410	DIRECTOR SUPPLY CHAIN AND LOGISTICS	50,702	-	-	-	-	529	51,231	
025415	IT SOURCING AND CONTRACT MANAGEMENT	81,310	-	-	-	-	-	81,310	
025420	CORPORATE PURCHASING	60,453	-	-	-	-	-	60,453	
025430	MANAGER SUPPLY CHAIN ED/TRANSMISSION	74,736	-	-	-	-	2,679	77,415	
025460	MANAGER - SUPPLIER DIVERSITY	16,825	-	-	-	-	-	16,825	
025470	SARBANES OXLEY	21,806	-	-	-	-	-	21,806	
025500	DIRECTOR OPERATING SERVICES	32,793	-	-	-	-	-	32,793	
025530	MANAGER TRANSPORTATION	-	-	-	-	-	23,706	23,706	
025550	MANAGER OFFICE FACILITIES	54,080	-	-	-	-	-	54,080	
025551	FACILITY OPERATIONS NORTH	17,997	-	-	-	-	-	17,997	
025552	FACILITY OPERATIONS CENTRAL	4,548	-	-	-	-	-	4,548	
025553	FACILITY OPERATIONS SOUTH	15,804	-	-	-	-	-	15,804	
025555	FACILITY OPERATIONS - LEXINGTON	13,224	-	-	-	-	-	13,224	
025560	FACILITY OPERATIONS DATA/CONTROL CENTER	18,040	-	-	-	-	-	18,040	
025580	MANAGER REAL ESTATE AND RIGHT OF WAY	16,907	-	-	-	-	-	16,907	
025590	CORPORATE SECURITY / BUSINESS CONTINUITY	85,458	-	-	-	-	-	85,458	
025593	PROJECT PLANNING AND MANAGEMENT	23,230	-	-	-	106,801	-	130,032	
025594	CORPORATE FACILITY SERVICES	13,222	-	-	-	-	-	13,222	
025620	MANAGER HEALTH AND SAFETY	75,705	-	-	-	-	-	75,705	
025660	STAFFING SERVICES	97,782	-	-	-	-	-	97,782	
025670	COMPENSATION/HR POLICY & COMPLIANCE	37,404	-	-	-	-	-	37,404	
025680	MANAGER BENEFITS AND RECORDS	65,179	-	-	-	-	-	65,179	
025700	DIRECTOR - HUMAN RESOURCES	30,864	-	-	-	-	-	30,864	
025730	GAS SAFETY AND TECHNICAL TRAINING	892,675	-	-	-	-	-	892,675	
025770	MANAGER ORGANIZATIONAL DEVELOPMENT	37,479	-	-	-	-	-	37,479	
025775	HRIS	54,840	-	-	-	-	-	54,840	
025780	MANAGER DIVERSITY STRATEGY	17,249	-	-	-	-	-	17,249	
026020	FINANCIAL PLANNING & BUDGETING	36,790	-	-	-	-	-	36,790	
026030	GENERATION, PE, AND SAFETY BUDGETING	26,893	-	-	-	-	-	26,893	
026045	DIRECTOR CORPORATE TAX	98,966	-	-	-	-	-	98,966	
026050	CFO	14,834	-	-	-	-	-	14,834	
026080	MANAGER REVENUE ACCOUNTING	98,298	-	-	-	-	-	98,298	
026110	LKS - MANAGER - FINANCIAL SYSTEMS AND PROCESSES	64,608	-	-	-	-	-	64,608	
026120	MANAGER PROPERTY ACCOUNTING	91,408	-	-	-	-	-	91,408	
026130	CONTROLLER	29,853	-	-	-	-	-	29,853	

Expenditure Org	Expenditure Org Description	Below the					Capitalized	Other B/S	Total
		Operating	Mechanism	Line	Other I/S				
026135	DIRECTOR - ACCOUNTING AND REGULATORY REPORTING	22,919	-	-	-	-	-	22,919	
026140	MANAGER - FINANCIAL PLANNING	71,336	-	-	-	-	-	71,336	
026145	SHARED SERVICES & CORPORATE BUDGETING	64,339	-	-	-	-	-	64,339	
026155	FINANCIAL REPORTING	55,637	-	-	-	-	-	55,637	
026160	REGULATORY ACCOUNTING AND REPORTING	65,510	-	-	-	-	-	65,510	
026170	MANAGER - CUSTOMER ACCOUNTING	522,884	-	-	-	-	-	522,884	
026175	TRANSMISSION, GAS, & ES BUDGETING	129,065	-	-	-	-	-	129,065	
026190	CORPORATE ACCOUNTING	77,623	-	-	-	-	-	77,623	
026200	SUPPLY CHAIN SUPPORT	78,181	-	-	-	-	1,279	79,460	
026310	MANAGER PAYROLL	51,263	-	-	-	-	-	51,263	
026330	TREASURER	35,492	-	-	-	-	-	35,492	
026350	RISK MANAGEMENT	32,677	-	-	-	-	-	32,677	
026370	CORPORATE FINANCE	51,756	-	-	-	-	-	51,756	
026390	CREDIT/CONTRACT ADMINISTRATION	37,055	-	-	-	-	-	37,055	
026400	AUDIT SERVICES	132,639	-	-	-	-	-	132,639	
026490	CHIEF INFORMATION OFFICER	34,782	-	-	-	-	-	34,782	
026600	IT INFRASTRUCTURE AND OPERATIONS	100,885	-	-	-	8,778	-	109,663	
026625	TRANSPORT ENGINEERING	117,719	-	-	-	43,611	-	161,330	
026630	DATA NETWORKING	153,178	-	-	-	45,616	-	198,794	
026635	WORKSTATION ENGINEERING	108,455	-	-	-	38,640	-	147,096	
026636	IT CIP INFRASTRUCTURE	98,194	-	-	-	18,461	-	116,655	
026637	DATA CENTER OPERATIONS	263,296	-	-	-	31,791	-	295,086	
026638	GLOBAL NOC	61,028	-	-	-	8,732	-	69,760	
026645	UNIFIED COMMUNICATIONS AND COLLABORATION	107,304	-	-	-	39,462	-	146,765	
026646	INFRASTRUCTURE SERVICES	230,668	-	-	-	4,603	-	235,270	
026680	CLIENT SUPPORT SERVICES	23,027	-	-	-	-	-	23,027	
026740	IT SECURITY AND RISK MANAGEMENT	44,958	-	-	-	-	-	44,958	
026742	IT SECURITY	158,433	-	-	-	5,214	-	163,647	
026744	IT SECURITY RISK MANAGEMENT	91,634	-	-	-	18,173	-	109,806	
026760	IT TRAINING	41,852	-	-	-	-	-	41,852	
026772	TECHNOLOGY SUPPORT CENTER	129,912	-	-	-	-	-	129,912	
026774	DESKTOP OPERATIONS	94,762	-	-	-	43,462	-	138,224	
026850	VP EXTERNAL AFFAIRS	-	-	211,207	-	-	-	211,207	
026900	LEGAL DEPARTMENT - LKS	251,479	-	-	-	-	-	251,479	
026905	COMPLIANCE DEPT	103,257	-	-	-	-	-	103,257	
026910	GENERAL COUNSEL - LKS	42,281	-	-	-	-	-	42,281	
026920	DIRECTOR - CORPORATE COMMUNICATION	44,855	-	-	-	-	-	44,855	
026925	VP CORPORATE RESPONSIBILITY AND COMMUNITY AFFAIRS	60,742	-	-	-	-	-	60,742	
026940	MANAGER EXTERNAL AND BRAND COMMUNICATION	174,557	-	-	-	-	-	174,557	
027600	IT BUSINESS SERVICES	50,482	-	-	-	-	-	50,482	
027610	IT PROJECT MANAGEMENT OFFICE	145,246	-	-	-	91,073	-	236,319	
027620	IT BUSINESS ANALYSIS	95,177	-	-	-	96,310	-	191,487	
027630	IT QUALITY ASSURANCE	19,603	-	-	-	31,155	-	50,758	
027650	IT BUSINESS RELATIONSHIP MGR - CONSOLIDATED	84,186	-	-	-	-	-	84,186	
027660	IT SERVICE MANAGEMENT	34,443	-	-	-	-	-	34,443	
027810	IT DEVELOPMENT AND SUPPORT - FINANCIAL APPS	146,946	-	-	-	25,084	-	172,030	
027820	IT DEVELOPMENT AND SUPPORT - CUSTOMER SERVICE	30,113	-	-	-	233,319	-	263,432	
027840	IT DEVELOPMENT AND SUPPORT - OPERATIONS	133,548	-	-	-	97,988	-	231,535	
027850	IT DEVELOPMENT AND SUPPORT - INTERNAL APPS	126,627	-	-	-	18,411	-	145,038	
027860	IT DEVELOPMENT AND SUPPORT - MOBILE AND .NET PLATFORMS	150,951	-	-	-	48,351	-	199,302	
027870	IT DEVELOPMENT AND SUPPORT	67,908	-	-	-	29,445	-	97,353	
Total Test Year Gas Labor		30,918,739	240,399	211,207	-	7,094,790	4,062,128	42,527,263	
Total Off-Duty		4,610,774	30,430	10,245	-	955,509	902,867	6,509,824	
Total Employee Benefits		12,915,853	82,287	27,629	-	2,634,201	2,273,879	17,933,850	
Total Payroll Taxes		2,990,620	19,420	5,713	-	684,569	546,074	4,246,396	
Total Test Year Gas Payroll Costs		51,435,987	372,535	254,795	-	11,369,069	7,784,948	71,217,333	
Total Test Year Electric and Gas Payroll Costs		175,155,355	1,142,726	362,705	13,200	38,617,155	32,236,670	247,527,811	

Most other labor costs are not allocated to the expenditure org (department) level and are accounted for in Corporate.

LOUISVILLE GAS AND ELECTRIC COMPANY

**Response to Joint Supplemental Data Requests of the Attorney General and KIUC
Dated February 5, 2021**

Case No. 2020-00350

Question No. 26

Responding Witness: Lonnie E. Bellar / Daniel K. Arbough

- Q-26. Refer to the comparison of O&M expenses by FERC account provided for the electric and gas operations in the response to AG-KIUC DR 1-22.
- a. The amount for Distribution Meter Expenses (electric) in account 586 increases from \$5.785 million in the base year to \$7.932 million in the test year. Explain all reasons why an increase of 37.1% is projected for this account in the test year. Provide a copy of all support relied on for the amount in the test year and the increase over the base year.
 - b. The amount for Transmission Maintenance of Overhead Lines (electric) in account 571 increases from \$5.510 million in the base year to \$7.356 million in the test year. Explain all reasons why an increase of 33.5% is projected for this account in the test year. Provide a copy of all support relied on for the amount in the test year and the increase over the base year.
 - c. The amount for Distribution Miscellaneous Expenses (electric) in account 588 increases from \$6.272 million in the base year to \$7.395 million in the test year. Explain all reasons why an increase of 17.9% is projected for this account in the test year. Provide a copy of all support relied on for the amount in the test year and the increase over the base year.
 - d. The amount for Outside Services Employed (electric) in account 923 increases from \$13.815 million in the base year to \$17.066 million in the test year. Explain all reasons why an increase of 23.5% is projected for this account in the test year. Provide a copy of all support relied on for the amount in the test year and the increase over the base year.
 - e. The amount for Property Insurance (electric) in account 924 increases from \$5.889 million in the base year to \$7.219 million in the test year. Explain all reasons why an increase of 22.6% is projected for this account in the test year. Provide a copy of all support relied on for the amount in the test year and the increase over the base year.

- f. The amount for Injuries and Damages (electric) in account 925 increases from \$2.433 million in the base year to \$3.236 million in the test year. Explain all reasons why an increase of 33.0% is projected for this account in the test year. Provide a copy of all support relied on for the amount in the test year and the increase over the base year.
- g. The amount for Maintenance of Reservoirs and Wells (gas) in account 832 increases from \$0.189 million in the base year to \$0.912 million in the test year. Explain all reasons why an increase of 482.5% is projected for this account in the test year. Provide a copy of all support relied on for the amount in the test year and the increase over the base year.
- h. The amount for Transmission Maintenance of Mains (gas) in account 863 increases from \$7.236 million in the base year to \$14.269 million in the test year. Explain all reasons why an increase of 97.2% is projected for this account in the test year. Provide a copy of all support relied on for the amount in the test year and the increase over the base year.
- i. The amount for Distribution Other Expenses (gas) in account 880 increases from \$6.982 million in the base year to \$8.234 million in the test year. Explain all reasons why an increase of 17.9% is projected for this account in the test year. Provide a copy of all support relied on for the amount in the test year and the increase over the base year.
- j. The amount for Distribution Maintenance of Mains (gas) in account 887 increases from \$9.278 million in the base year to \$12.033 million in the test year. Explain all reasons why an increase of 29.7% is projected for this account in the test year. Provide a copy of all support relied on for the amount in the test year and the increase over the base year.
- k. The amount for Outside Services Employed (gas) in account 923 increases from \$4.322 million in the base year to \$5.689 million in the test year. Explain all reasons why an increase of 31.6% is projected for this account in the test year. Provide a copy of all support relied on for the amount in the test year and the increase over the base year.
- l. The amount for Property Insurance (gas) in account 924 increases from \$0.349 million in the base year to \$0.470 million in the test year. Explain all reasons why an increase of 34.7% is projected for this account in the test year. Provide a copy of all support relied on for the amount in the test year and the increase over the base year.
- m. The amount for Injuries and Damages (gas) in account 925 increases from \$0.851 million in the base year to \$1.152 million in the test year. Explain all reasons why an increase of 35.4% is projected for this account in the test year.

Provide a copy of all support relied on for the amount in the test year and the increase over the base year.

A-26.

- a. The projected increase of \$2.147 million in FERC 586 in the test year is due primarily to the following:
 - \$1.2 million estimated costs included in FERC 878 in the base year were inadvertently included in FERC 586 in the test year. This is for the Field Service work that supports both electric and gas; in the test year it was all included in electric. This will be corrected in the errata filing.
 - \$0.370 million due to the base year being low because of the suspension of service disconnects due to COVID-19. This suspension began in mid-March 2020 and continued the rest of the year. A portion of these contractors shifted to support capital meter work during this time.
 - \$0.127 million is due to open positions in 2020. There were 8 vacancies in the Field Services and Meter Shop departments during 2020 for between 2 and 4 months each.
 - \$0.093 million is due to one contractor vacancy for the full year of 2020, making the base year low.

- b. The \$1.846 million projected increase in FERC 571 in the test year is due primarily to the following:
 - \$1.047 million increased for vegetation management primarily due to 13.5% increase in contractor costs due to new contract in May 2021 and increased acreage of 345kV ROW widening. This work is being done to reclaim our transmission system ROWs and to improve system reliability.
 - \$1.044 million increased spending for Lines corrosion protection in the forecasted period to address the structure backlog for LG&E.

- c. The primary drivers of the \$1.123 million increase for FERC 588 in the test year include the following:
 - \$0.750 million for IT OT security's new program, discussed in Mr. Bellar's testimony on pages 5-6, which was not in the base year. For this program, the cost estimate was derived from the Black and Veatch assessment that was completed in 2020. Black and Veatch was hired to assess the overall Operational Technology cybersecurity posture of the company and made recommendations to the company. They estimated additional costs needed to mitigate cybersecurity vulnerabilities within the OT. Their estimates were based on industry experience. The table below shows the estimated cost for total Distribution provided by Black and Veatch. This was split evenly between LG&E and KU.

Assumed FTEs	8.04
Annual Cost Per FTE	\$ 160,160
FTE Cost	\$ 1,287,927
Ongoing Technology Costs	\$ 198,439
Total Distribution O&M	\$ 1,486,365
Rounded Estimate used in Budget	\$ 1,500,000

- \$0.267 million increase in Louisville operations training primarily due to lower costs in 2020 due to COVID-19 restrictions (a majority of the avoided training costs are related to employee labor, which was incurred on other projects including O&M and capital). The test year is based on 2019 training costs with a 3% escalation and accounts for expected biennial training in CPR (2021) and forklift (2022).
 - \$0.210 million due to higher anticipated facility costs associated with facility upkeep - i.e. gravel, snow, carpet cleaning, increases in various contracts - janitorial, light duty maintenance, and facility increases for maintaining additional square footage (mainly due to increased space at Auburndale).
 - \$0.160 million due to IT maintenance costs associated with new projects and annual contract escalations
 - These increases are partially offset by various minor variances throughout several areas.
- d. See the response to Question No. 16.
- e. Property Insurance expense is projected to increase for two primary reasons. First, the insured values are increasing due to additional assets placed in service, and inflationary increases in the value of the existing property. The policy provides for replacement coverage and replacement costs are trended up based on the Handy Whitman Index. For 2021, the average inflation increase in the Handy Whitman index for our assets was between 1.26% and 1.45%. Second, the premium rate per million dollars of replacement cost was projected to increase by 20% for the primary layer carriers and 10% for the excess layer carriers. A variety of inputs were used to determine the percentage increase including discussions with our broker. Estimates from other market participants were also used. See attached materials containing market participants' perspective of where market renewal premiums were being priced.
- f. Damages and Injuries expense is projected to increase due to increases in premium rates for Excess Liability Insurance and Director and Officer (D&O) Insurance. In addition, the Base Period included a \$400,000 downward adjustment for Workers' Compensation claim reserves that is not expected to recur. Excess liability insurance rates are up for all industries as shown by the attached reports from market participants. However, rates are up more

dramatically for utilities due to recent events involving utility equipment starting large fires, and significant claims associated therewith. Natural gas utilities are also facing higher premiums as a result of large claims for pipeline explosions. Based on this information the Company projects an increase of 40% in the primary layer and 30% in all other layers of coverage in 2021 and a 5% increase in 2022. D&O insurance premiums are up significantly as noted in the attachment. This is due to concern in the insurance market about an increase in potential shareholder claims arising from alleged inadequate pandemic risk disclosures in financial filings with the Securities and Exchange Commission, and from shareholders alleging that companies had inadequate pandemic plans in light of COVID-19's impact on businesses. The test year assumes 2021 premiums increase 50% and 2022 premiums increase 20% for the primary layer and 10% for the excess layer. Offsetting these increases, the test year forecast also includes workers' compensation savings of approximately \$125,000 expected from the utilization of the on-site health clinics.

- g. The \$0.723 million projected increase in FERC 832 in the test year is due primarily to the following:
- \$0.746 million is due to increased well logging activities not included in base period due to timing (completed in late 2019 outside of base period). The test year assumes the assessment of 37 wells at an average cost of \$20k per well. PHMSA adopted a phased-in timetable (Rule 49 CFR Parts 191, 192, and 195 effective 3/13/2020) for implementing integrity management requirements. Four years after the effective date (i.e., by March 13, 2024), an operator must have completed baseline risk assessments for 40% of its storage wells, giving priority to higher risk wells. Seven years after the effective date (i.e., by March 17, 2027), an operator must have completed baseline risk assessments for all of its wells. LG&E is operating on this seven-year timetable to make sure all wells are assessed according to the rule requirements.
- h. The \$7.023 million projected increase in FERC 863 in the test year is due primarily to the following:
- \$10.766 million is due to enhanced inline inspections (ILIs) and validation digs. This cost was developed based on the cost of inspecting each specific pipeline included in the test year period (as noted in the table below). These inspections and digs are being conducted within the transmission integrity management program to address regulatory requirements of the Mega Rule Part 1 and enhance pipeline safety. See below for a breakdown of these costs between the base period and the test year:

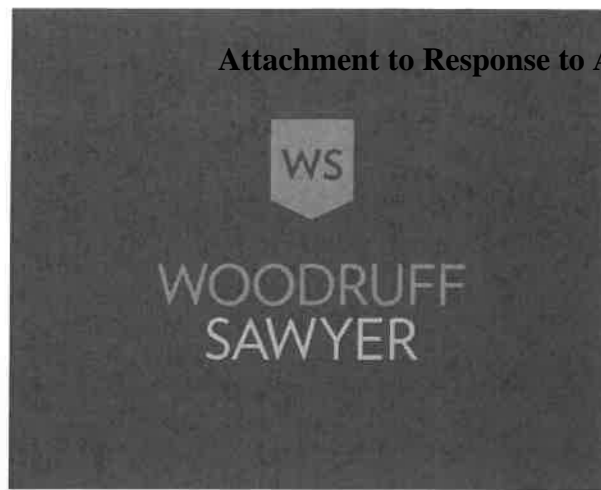
	Base Year	Test Year	Change from Base Year
Validation Digs	\$0.266	\$1.312	\$1.046
Inline Inspections by Pipeline Segment:			
Center 20" ILI	\$0.095	-	\$(0.095)
Blanton - Paddy's ILI	-	\$3.559	\$ 3.559
Magnolia 16" ILI	\$0.429	-	\$(0.429)
Magnolia 20" ILI	-	\$1.736	\$ 1.736
Muldraugh - Piccadilly ILI	\$0.057	-	\$(0.057)
Doe Valley ILI	-	\$1.660	\$1.660
Penile - Paddy's ILI	\$0.033	-	\$(0.033)
Riverport 12" ILI	-	\$1.005	\$1.005
WK B ILI	\$0.686	\$3.134	\$2.448
WK A ILI	\$0.074	-	\$(0.074)
Total	\$1.640	\$12.406	\$10.766

- Decrease of \$4.103 million cost for the development of a dual-diameter inspection tool that was included in the base year.
 - \$0.246 million is due to an increase in pipeline integrity management costs. This is primarily company labor to implement actions associated with the Mega Rule part 1 and transmission integrity management program.
- i. The \$1.252 million projected increase in FERC 880 in the test year is due primarily to the following:
- a. \$0.632 million is due to Gas Trouble work charged to this account in the test year while the base year cost for this work is primarily in account 880. The total increase for the Gas Trouble work (including all accounts) from the base period was \$0.069 million.
 - b. \$0.543 million is due to IT OT security's new program, discussed in Mr. Bellar's testimony on pages 5-6, which was not in the base year. For this program, the cost estimate was derived from the Black and Veatch assessment that was completed in 2020. Black and Veatch was hired to assess the overall Operational Technology cybersecurity posture of the company and made recommendations to the company. They estimated additional costs needed to mitigate cybersecurity vulnerabilities within the OT. Their estimates were based on industry experience. See below for development of the estimate from Black and Veatch:

Assumed FTEs	3.17
--------------	------

Annual Cost Per FTE	\$160,160
FTE Cost	\$506,986
Ongoing Technology Costs	\$72,408
Total Gas O&M	\$579,394
Estimate Used in Budget	\$543,000

- \$0.287 million is due to Pipeline Safety Management Systems. The test year increase is due to 3 additional headcount: lead engineer codes and standards and two data analysts. See the response to AG-KIUC DR 1-57 and Metro DR 1-110a for position descriptions.
 - Decreased by \$0.206 million to reflect the impact of potential retirements within Gas Operations.
- j. The \$2.755 million projected increase in FERC 887 in the test year is primarily due to the following:
- \$1.850 million is due to the Ballardsville inline inspection and validation digs. The pipeline inspections and validation digs will be conducted in accordance with the distribution integrity management regulations and are to enhance pipeline safety. This cost did not occur in the base period.
 - \$1.124 million is due to Gas Unlocatable (i.e., instances where the tonal wire cannot be detected and additional contract resources are employed to locate gas lines) that were budgeted to this account in the test year but included in account 874 in the base period. The total increase for the Gas Unlocatable work (including both accounts) from the base period was \$0.075 million.
 - \$0.284 million is due to Corrosion Control costs to mitigate corrosion on LG&E's gas pipeline system as required by PHMSA 49 CFR Part 192. The costs in the test year are based on five-year average historical costs (2015-2019) plus costs to comply with the new Mega Rule Part 2.
 - A decrease of \$0.513 million is due to Gas Trouble work charged primarily to this account in the base period while the test year cost for this work is in account 880. The total increase for the Gas Trouble work (including all accounts) from the base period was \$0.069 million.
- k. See the response to Question No. 16.
- l. See the response to part e.
- m. See the response to part f.



COMMERCIAL LINES INSURANCE MARKET UPDATE - SECOND QUARTER 2020



Executive Summary

2020 just keeps getting more interesting for the commercial insurance buyer (and not in a good way). As we released our Q1 update, the pandemic had shut down the United States and most of the world. The main impact of the pandemic that we were seeing at the end of Q1 in the insurance market was business interruption (BI) claims and their subsequent denial by insurers due to lack of physical damage to property. Just about every insurer offering BI coverage has now been sued for denial of these claims and several states have introduced legislation to force insurers to pay them.

To date, no legislation has been signed into law, but what is believed to be the first COVID-19 court decision arrived on July 1st. The suit was brought by a restaurant management company that had submitted a business interruption claim after its restaurants were closed due to Michigan's stay-at-home order. A US circuit court judge ruled that there was no coverage under the business interruption component of

the insurance policy because there was no direct physical loss or damage to property. The policy did include a virus exclusion which the plaintiff alleged was vague. The judge rejected this and stated the exclusion would apply even if there was direct physical loss or damage. This issue is far from settled due to the number of cases filed and the variations in policy language.

As Q2 unfolded, we started to see the impact of COVID-19 in more places. *The National Law Review* examined US court filings from late March through June 4, 2020, and noted numerous employment lawsuits based on COVID-19. The most common allegations were unsafe workplace and retaliation—which are undoubtedly connected as individuals allege retaliation after complaining about workplace safety. Employment Practices Liability (EPL) insurers have noticed these trends; EPL premiums continue to rise and EPL buyers should expect to be able to answer COVID-specific questions as part of their EPL renewal.

D&O insurers are also expressing concern about the pandemic, specifically around the risk disclosures that public companies are required to provide in SEC filings. As we reported in our Q1 update, this market was already experiencing sharp premium increases and COVID concerns have only exacerbated these trends. Some insurers have tested COVID exclusions, but this trend has yet to gain momentum. Like EPL, D&O buyers should expect COVID-specific questions at renewal. Insurers are increasingly concerned about financial problems arising from COVID at private companies and therefore have been releasing quotes with bankruptcy exclusions to companies with weak financials.

As the world was struggling to contain COVID-19 through the second quarter, protests over the murder of George Floyd turned to rioting in some locations. Damage from riots is covered on property policies and most insurers have reported losses arising from the riots. As Q2 was coming to a close, exclusions for Strikes, Riots, Civil Commotion (SRCC) began to emerge on property quotes coming from some syndicates at Lloyd's of London. To date, this trend has not gained much momentum, especially since US insurers have not adopted an SRCC blanket exclusion. Instead, US insurers are applying tighter underwriting standards to locations deemed risky.

Let's now look at the developing trends by product segment.

Property: Market Update—Mid-Sized Organizations

CONTEXT FOR CURRENT TRENDS

OUR POV

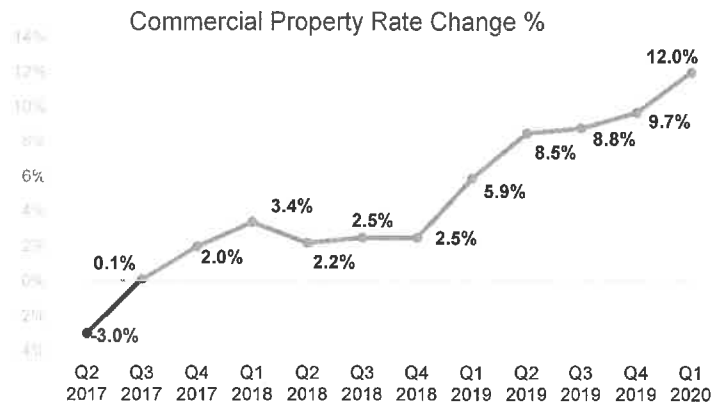


Losses directly impact capacity which, in turn, impacts premiums—increased claims and losses and past undervaluation continue to push rates up.

- 2017/2018: The 2017 hurricanes, 2018 wildfires, hail, and multiple large risk losses significantly hurt profitability for carriers.
- 2019: Carriers focused on underwriting and rate adequacy after years of rate decreases and expanding policy terms.
- 2020: Carriers with January 1st reinsurance treaty renewals saw increased costs (10%+ increases). Losses from damages resulting from riots have been significant.

MARKET TRENDS

- Insurers are continuing to quote rate increases.
- +4% to +25% rate increases for standard renewals.
- +20% to +50% rate increases, or non-renewal, for problematic accounts.
- Problematic accounts classified as loss-driven, no demonstrated commitment to risk improvement, or catastrophe-prone.
- Many carriers are putting increased emphasis on verifying reported values following losses revealing undervaluation.
- Retail occupancies are seeing increased deductibles and premiums due to looting losses.



Source: The Council of Insurance Agents & Brokers

Property: Carrier Perspective

CARRIER POV

Commercial property pricing in the United States has increased every month since October 2017.

REASONS WHY PREMIUMS ARE GOING UP:

1) The Commercial Property insurance industry has been losing money. In fact, the P&C industry has been above a 100 combined ratio in 6 of the last 9 years. Only 2013–2015 were profitable, explained by extremely low losses from natural disasters.

2) Low interest rates are impacting insurer investment portfolios.

3) Non-catastrophe losses (i.e. hail and water damage) have been increasing at an accelerated rate over the last few years.

4) Decreased capacity—insurers are cutting limits and alternative capital has pulled back.



In terms of rate increases, rates for major accounts were up 13%. And in Westchester and Bermuda, they were up 16% and 42%, respectively."

Regarding COVID-19 and insurance, "For the most part, except for those customers who discretely purchased it, BI insurance doesn't cover COVID-19. It covers and requires direct physical loss to a property."

—Evan Greenberg, Chairman & CEO, Chubb



Our property policies require direct physical damage to the property from a covered peril for coverage to attach. And on property policies whether issued in the US or international, all have exclusions barring coverage for viruses. So, **with respect to business interruption, our property policy exclusionary language does not provide coverage for COVID-19**, and as such we never collect a premium for it."

—Dino Ennio Robusto, Chief Executive Officer, CNA



From a **rate perspective**, although there are a number of unknowns with COVID-19, I do not believe the dynamics that underpinned the **hardening market** over the past 18 months have fundamentally changed. If anything, the outlook for the protracted **low interest rate environment** has deteriorated. So, I think rate movement should continue at the current pace throughout 2020, and we have seen that in April."

—Dino Ennio Robusto, Chief Executive Officer, CNA



In North America, areas that we focused on for improved financial performance include our excess casualty, which achieved over 30% rate increases, financial lines overall and D&O specifically, which achieved over 20% and 40%, respectively, and wholesale casualty and property, which achieved 30% rate increases."

—Peter Zaffino, President and COO, AIG

Property: Market Update—Large Organizations

CONTEXT FOR CURRENT TRENDS

OUR POV



Losses directly impact capacity which, in turn, impacts premiums—increased claims and losses and past undervaluation continue to push rates up.

- › 2017/2018: The 2017 hurricanes, 2018 wildfires, hail, and multiple large risk losses significantly hurt profitability for carriers.
- › 2019: Carriers focused on underwriting and rate adequacy after years of rate decreases and expanding policy terms.
- › 2020: Carriers with January 1st reinsurance treaty renewals saw increased costs (10%+ increases). Losses from damages resulting from riots have been significant.

MARKET TRENDS

- › Insurers continue to quote rate increases.
- › Problematic accounts—loss-driven, no demonstrated commitment to risk improvement, or cat-prone—have higher rate increases or non-renewal.
- › Many carriers are putting increased emphasis on verifying reported values following losses undervaluation.
- › Retraction in capacity in the Insurance-Linked Securities (ILS) market due to trapped capital and cooling of investor appetite.
- › Retail occupancies are seeing increased deductibles and premiums due to looting losses. Most London markets now exclude Strike, Riot and Civil Commotion losses.

+9% to +30%

Rate increases for standard renewals

+30% to +90%

Rate increases or non-renewal for problematic accounts

Property: Carrier Perspective

CARRIER POV

Commercial property pricing in the United States has increased every month since October 2017.

REASONS WHY PREMIUMS ARE GOING UP:

1) The Commercial Property insurance industry has been losing money. In fact, the P&C industry has been above a 100 combined ratio in 6 of the last 9 years. Only 2013–2015 were profitable, explained by extremely low losses from natural disasters.

2) Low interest rates are impacting insurer investment portfolios.

3) Non-catastrophe losses (i.e. hail and water damage) have been increasing at an accelerated rate over the last few years.

4) Decreased capacity—insurers are cutting limits and alternative capital has pulled back.



In terms of rate increases, rates for major accounts were up 13%. And in Westchester and Bermuda, they were up 16% and 42%, respectively."

Regarding COVID-19 and insurance, "For the most part, except for those customers who discretely purchased it, BI insurance doesn't cover COVID-19. It covers and requires direct physical loss to a property"

— Evan Greenberg, Chairman & CEO, Chubb



Our property policies require direct physical damage to the property from a covered peril for coverage to attach. And on property policies whether issued in the US or international, all have exclusions barring coverage for viruses. So, **with respect to business interruption, our property policy exclusionary language does not provide coverage for COVID-19**, and as such we never collect a premium for it"

— Dino Ennio Robusto, Chief Executive Officer, CNA




From a **rate perspective**, although there are a number of unknowns with COVID-19, I do not believe the dynamics that underpinned the **hardening market** over the past 18 months have fundamentally changed. If anything, the outlook for the protracted **low interest rate environment** has deteriorated. So, I think rate movement should continue at the current pace throughout 2020, and we have seen that in April."

— Dino Ennio Robusto, Chief Executive Officer, CNA



In North America, areas that we focused on for improved financial performance include our excess casualty, which achieved over 30% rate increases, financial lines overall and D&O specifically, which achieved over 20% and 40%, respectively, and wholesale casualty and **property, which achieved 30% rate increases "**

— Peter Zaffino, President and COO, AIG



2020 Property Market Dynamics

Q2 2020 Update

Table of Contents

03	Executive Summary
04	Property Market as of Q1 2020
06	Current Market Conditions
07	Insights from Aon Industry Leaders

Executive Summary

For the first quarter of 2020 (Q1 2020) the property insurance market continued to see upward rate pressure and more cautious underwriting by most insurers. Q1 2020 represents the 10th consecutive quarter of increasing property rates. The global pandemic over COVID-19 which has driven most businesses to “work from home or WFH” has severely impacted economic activity and will significantly impact the insurance industry, despite questions over coverage. For property insurance, most policies require “direct physical damage” to have a covered loss; further, most property policies exclude loss due to virus. There will be affirmative coverage in some policies; however, we believe most will have small dollar sub-limits in almost all cases. All policies are unique and must be checked to determine how they may treat pandemic and virus coverage.

Rates in Q1 2020 showed a slight lessening of increase from Q4 2019. Property rates in Q1 2020 increased on average by 20.2%. Based on Aon data, we are now in the longest and most prolonged period of increased property rates since Aon began analytical tracking of the property market in 2001.

Most clients, approximately 85%, continued to purchase the same limits and deductibles/retentions. All risk capacity is still available in the market; however, more underwriter scrutiny is being placed on manuscript forms, pandemic/COVID-19 exclusions, convective storm deductibles/retentions and contingent business interruption coverage. Complex shared and layered programs are struggling with more coverage non-concurrencies as many underwriters are pushing their own wordings, particularly around pandemic/COVID-19.

While Aon data indicates a maturing property market with rate increases trending downward since Q3 2019, we anticipate some increased pressure given the uncertainty around COVID-19. Clients with poor loss experience continue to bear the brunt of upward rate pressure. Clients that are coming out of long-term agreements (LTA's), many renewing for the first time in three years, are seeing severe pricing and capacity pressure. The highest challenged occupancies continue to be segments of real estate, hospitality and heavier manufacturing and those classes are seeing the greatest rate and terms and conditions pressure.

Underwriters continue to pay more attention to risk quality with additional scrutiny around risk improvement and risk control recommendation compliance. To this end, underwriters are mandating the implementation of Risk Improvement Plans, including completion to open or outstanding “mandatory” loss improvement recommendations. We highly recommend any outstanding loss control recommendations be addressed when possible and, if not resolved, establish a plan and a good narrative around a Risk Improvement Plan. The best advice for all clients is to ensure risk data is up to date and accurate and the risk story is aligned with appropriate continuity plans.

With the uncertainty around the current pandemic, continued higher than expected risk/attributional losses, we expect the challenging market conditions to persist through 2020. If predictions of an active Atlantic Hurricane season are accurate and losses are high, market pressure on rate and terms and conditions is likely to continue into 2021.

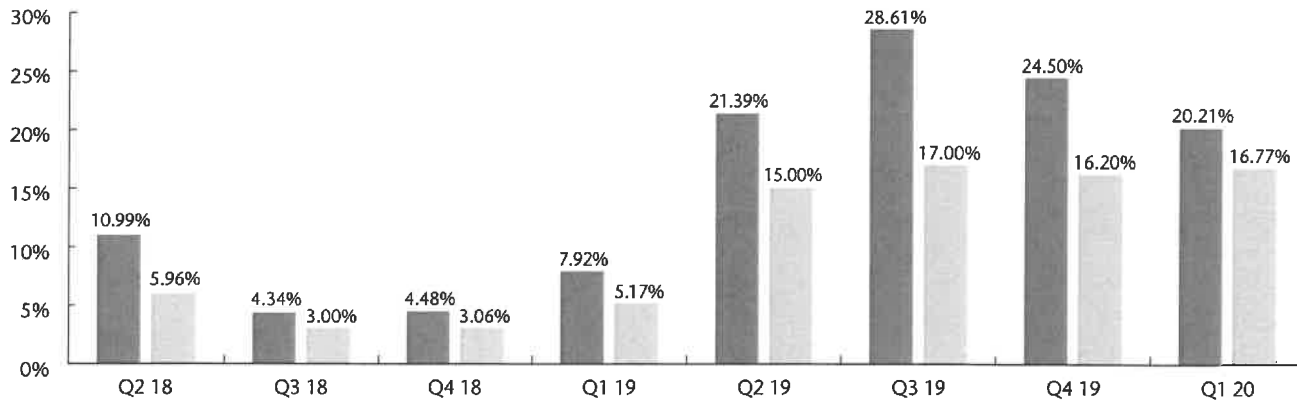
Property Market as of Q1 2020

Rate Changes

Exhibit 1

Average and Median Rate Changes – Last Eight Quarters

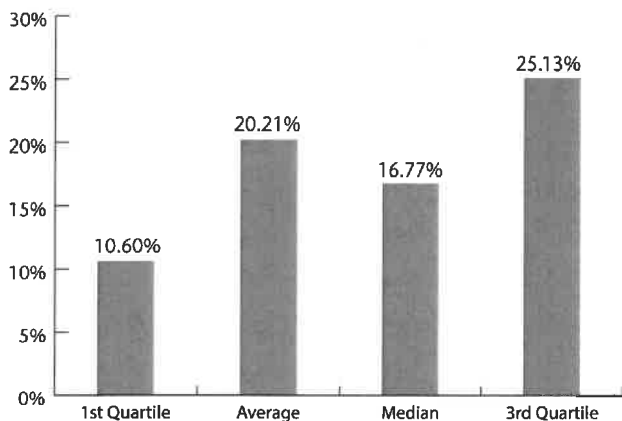
■ Average ■ Median



Source: Aon Data

Exhibit 2

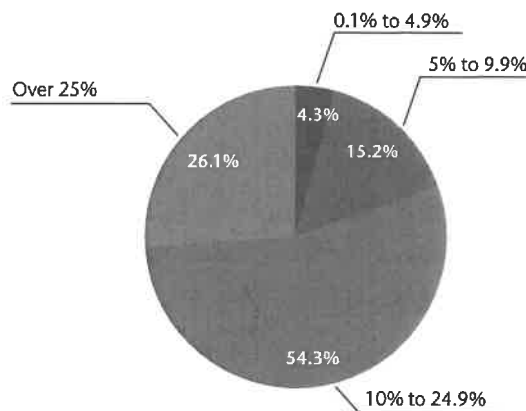
Year-Over-Year Rate Change – Q1 2020



Source: Aon Data

Exhibit 3

Distribution of Rate Change by % of Programs – Q1 2020



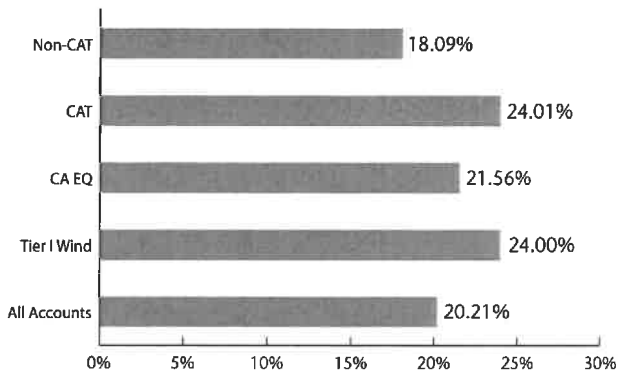
Source: Aon Data

Property Market as of Q1 2020

Pricing

Exhibit 4

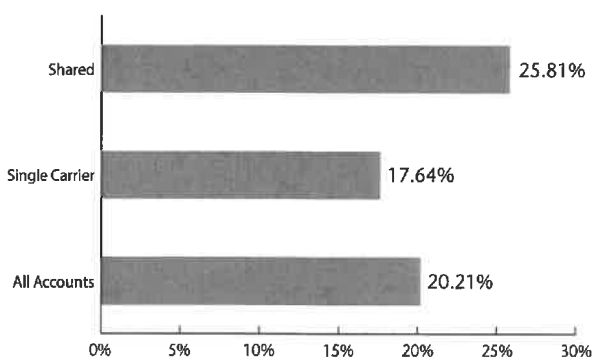
Year-over-year Rate Change CAT vs Non-CAT – Q1 2020



Source: Aon Data

Exhibit 5

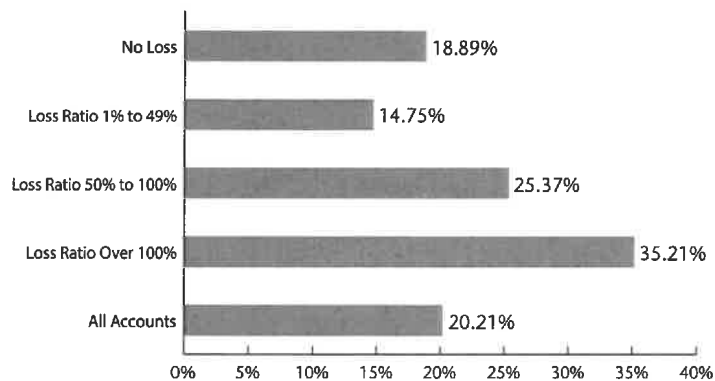
Year-over-year Rate Change by Program Type – Q1 2020



Source: Aon Data

Exhibit 6

Year-over-year Rate Change by Loss Ratio – Q1 2020



Source: Aon Data

¹ Dataset is limited for Loss Ratio over 100%

Current Market Conditions

Category	Q1 2020	Comment	2020	Comment
Pricing	↑	Larger and more complex accounts experienced increased rates on average for the quarter of 20.2%. This represents a decrease compared to the prior quarter (24.5%). Shared & Layered and Quota-Share Programs experienced an average rate increase for the quarter of nearly 25.8%, exceeding the average of 17.6% for Single Carrier Programs. The quarter represents a continued firming in the market with a nominal decrease in the average. Accounts with difficult occupancies such as food, habitational frame real estate, and hazardous occupancies are experiencing significantly higher rate increases.	↑	Accounts with poor experience will continue to experience significant rate pressure. Stand-alone terrorism pricing may also face upward rate pressure as many standalone terrorism markets also write cancellation insurance and trade credit risks which will likely be impacted by COVID-19 losses. Many insurers are continuing to push rates higher toward what they believe are sustainable levels to address increased risk and natural catastrophe losses.
Limits	↔	Majority of clients purchased the same limits.	↔	Clients with high policy limits, some to reported total insurable values under a single carrier, may be forced to consider a lower loss limit. Contingent business interruption and any indirect loss business interruption coverages, including communicable disease coverage sub-limits, are likely to be forced lower for many insureds.
Deductibles/ Retentions	↔	Most insureds are renewing the same deductibles/retentions. Many insureds are considering higher deductibles/retentions to offset upward rate pressure.	↔ ↑	We expect carrier scrutiny around catastrophe percentage deductibles, particularly with deductible caps and more focus on hail deductibles.
Coverage	↔	No material change in traditional “all-risk” property coverage and broad “all-risk” property coverage is readily available in the market. Coverage extensions are being further scrutinized especially communicable disease, loss of attraction, contingent time element and cyber.	↔ ↓	Insurers are mandating COVID-19 exclusions to clarify their intent to not cover losses from it and other pandemics. Also, there is renewed scrutiny on Contingent Time Element coverage with underwriter questions around supply chain and business continuity management. Cyber Property cover will continue to be underwritten carefully as uncertainty in the space continues.
Capacity	↑	Capacity levels remain stable, but carriers remain conservative deploying capacity. Within certain problematic, loss-driven classes of business, retraction in capacity is still occurring.	↔	We have seen some insurers moving from higher maximum lines to lower working lines due to poor experience. Some carriers have exited specific occupancy classes which have proven unprofitable or moving away from primary layers.
Losses	↑	Global natural catastrophe insured losses at year end 2019 were approx. USD 71.5B with the U.S. representing about USD 37.3B. While 2019 was better than 2017 and 2018, 2019 still exceeded the avg. global losses of USD 54B between 2013-2016.	↑	Colorado State University (CSU) is predicting above-normal tropical cyclone activity in the Atlantic Basin during the upcoming 2020 season. The forecast calls for 16 named storms, 8 hurricanes, and 4 major hurricanes (Category 3+).

Source: Aon Data

Insights from Aon Industry Leaders

Coronavirus (COVID-19)

The coronavirus is a historically unprecedented event that has impacted every industry across the globe. Aon began fielding coverage questions on the impact of coronavirus as early as the initial outbreak in Wuhan, China, in late December 2019. As addressed in earlier reports, property policies require “direct” physical loss or damage to “insured” property resulting from an “insured” peril for coverage to be triggered under the policy. Insurers are likely to argue that the introduction of a virus does not constitute direct physical loss or damage to insured property - nor is it a covered peril. While the introduction of COVID-19 to insured property may be considered a fortuitous (unforeseen) event (similar to other triggers that are typically covered under property policies), it is most likely not covered due to standard policy exclusions. Insurers may point to exclusions related to loss or damage arising from delay, loss of market, loss of use or indirect or remote loss or damage. Alternatively, a policy may contain a contamination exclusion which embeds virus, disease or illness causing agent in the definition of contaminant.

Due to the current COVID-19 pandemic, insurers and reinsurers are immediately introducing exclusionary wording to renewal policies to remove any question on coverage. The exclusionary wording varies by insurer or reinsurer due to the unforeseen dynamics of the current situation. However, we foresee a consensus in the market for the Lloyd’s Market Association Communicable Disease Endorsement, LMA 5393, issued on March 25, 2020. This is a broad absolute exclusion excluding “*loss, damage, claim, cost, expense or other sum, including but not limited to, any cost to clean-up, detoxify, remove, monitor or test for a Communicable Disease, or any property insured that is affected by such Communicable Disease.*”

We are monitoring developments, proposals and directives from various legislative bodies related to financial relief and insurance company responses. If there are any mandates that affect how insurers or governments will respond, we will provide updates via the Aon Coronavirus COVID-19 Response Site.

It is critical to review each policy of insurance in its entirety to determine the extent, if any, of coverage available for the effects of the coronavirus. If you have specific coverage questions, please contact your Aon representative.

COVID-19 Market Update

The pandemic has caused a global economic downturn. Capital market volatility continues, and while there has been some rebound to markets in recent weeks, major exchanges around the world are still reeling from significant volatility.

Limited disclosures regarding the impact of COVID-19 have been made by major insurance and reinsurance groups. Some groups suggest that it is premature to estimate the impact to their business given the significant amount of uncertainty. Significant uncertainty remains with respect to:

- Duration of coronavirus and length of recovery;
- Potential for a second wave of the virus;
- Extent, form and implementation of political/regulatory intervention globally;
- The potential for other events, such as natural catastrophes, to place further pressure on the insurance and reinsurance industry;
- The increased cost in claims and defense costs as coverage exclusions are tested; and,
- Potential for relief from vaccine or mediating drugs / therapies.

Rating agencies have begun taking actions with individual rating units. AM Best revised the US Commercial Lines segment from “stable” to “negative”. The themes driving the segment outlook downgrade include a high unemployment rate, an expected sharp decline in GDP, increased market volatility, and a lower-for-longer interest rate environment. In addition, AM Best continues to closely monitor legislation related to potential business interruption claims¹. Further, AM Best activity should increase in the coming weeks as first quarter results are disclosed.

¹ Aon Rating Agency Weekly COVID-19 Update, April 13, 2020

Insights from Aon Industry Leaders

15th Annual Aon Property Symposium

More than 1,225 global property experts, underwriters and buyers gathered in Orlando, Florida in February 2020 for the 15th Annual Property Symposium. Clients, carriers, along with Aon brokers and risk management leaders, participated in more than 4,000 meetings to discuss evolving market trends and to collaborate on program strategies for upcoming renewals. Several themes emerged from the meetings and presentations held at the Symposium with the two most prevalent themes being property valuation and supply chain management/business continuity planning, primarily as a data-driven means to support favorable insurance program marketing.

Correct property valuation is now foremost on the mind of most property insurance leaders. Significant catastrophic claims from 2017 and 2018 and ensuing loss creep have caused insurers to refocus their efforts on ensuring that reported property values, including business interruption values, are adequate. To the extreme, some insurers are imposing coinsurance endorsements or occurrence limit of liability endorsements to limit their exposure to the underreporting of values. Aon is encouraging clients to specifically address the methodology for collecting and reporting property and business interruption values in their renewal submissions.

Supply chain management (SCM) and business continuity planning (BCP) seemed to be a topic of conversation at nearly every client meeting. Before the rapid spread of COVID-19 in March, insurers were beginning to ask clients for additional information on SCM and BCP resulting from interruptions unrelated to COVID-19. As a baseline, clients should be prepared to address the following questions:

- Do you have a list of key suppliers and customers, along with the revenue associated with these partners?
- Are the orders to your suppliers on-demand (i.e., “just-in-time”) or are vendors producing good/supplies, storing and shipping later?
- What is the maximum amount of time for an acceptable interruption?
- Do any redundancies exist between suppliers that would provide mitigation in the event of a prolonged disruption at an impacted location?
- Do you have a formal written BCP that can be provided as part of the renewal submission?
- Can you quantify the revenue exposure to a prolonged disruption?

In some instances, clients have been successful in recruiting colleagues from logistics, supply chain or their disaster recovery teams to present to underwriters the company’s preparedness to SCM or BCP. As carriers push to reduce contingent time element sub-limits, clients should be prepared to address their questions or concerns in an effort to maintain existing limits.

Cyber Coverage

While COVID-19 has dominated headlines for the past several weeks, cyber risk quietly continues to be a focal point for underwriters. In particular, the Lloyd’s Market Association (LMA), an organization set up to represent the interests of the Lloyd’s community, released their new clauses effective January 1 addressing cyber exclusions for property and marine policies. The two London endorsements are LMA 5401 and LMA 5400.

LMA 5401 is written as a comprehensive cyber exclusion. It is intended to exclude coverage for loss of computer access, loss or corruption of data, programming error, and malicious acts (e.g., cyberattack or hacking) and any losses caused by them. It does not have an exception for ensuing fire.

LMA 5400 is similar to LMA5401, but LMA 5400 adds back limited coverage for fire or explosion ensuing from a data loss that is not the result of either a malicious act or a response to a malicious act. Like the previous generation of LMA cyber endorsements, LMA 5400 also allows carefully circumscribed coverage for replacement blank media or direct copying of data from backups in the event of insured damage to EDP media.

The cyber endorsement response across U.S. and Bermuda markets is still sporadic and there is no uniformity in the approach of markets on silent cyber. However, all carriers are imposing a cyber exclusion of their choosing, making uniform application of their endorsements very difficult on renewals. In addition, there are outstanding questions related to the application of exclusions related to ensuing fire and explosion in the standard fire policy. As the property market moves towards a general consensus on this coverage item, we are working to ensure that any cyber exclusion includes the broadest coverage available for ensuing perils. However, we are also recommending at this time that clients understand these exclusions and seek options for standalone cyber coverage.

About Aon

Aon plc (NYSE:AON) is a leading global professional services firm providing a broad range of risk, retirement and health solutions. Our 50,000 colleagues in 120 countries empower results for clients by using proprietary data and analytics to deliver insights that reduce volatility and improve performance. Follow Aon on [Twitter](#) and [LinkedIn](#). Stay up to date by visiting the [Aon Newsroom](#) and hear from our expert advisors in [The One Brief](#).

The information contained herein and the statements expressed are of a general nature and are not intended to address the circumstances of any particular individual or entity. Although we endeavor to provide accurate and timely information and use sources we consider reliable, there can be no guarantee that such information is accurate as of the date it is received or that it will continue to be accurate in the future. No one should act on such information without appropriate professional advice after a thorough examination of the particular situation.

© Aon plc 2020. All rights reserved.

This document has been provided as an informational resource for Aon clients and business partners. It is intended to provide general guidance on potential exposures and is not intended to provide medical advice or address medical concerns or specific risk circumstances. Due to the dynamic nature of infectious diseases, Aon cannot be held liable for the guidance provided. We strongly encourage visitors to seek additional safety, medical and epidemiologic information from credible sources such as the Centers for Disease Control and Prevention and World Health Organization. As regards insurance coverage questions, whether coverage applies, or a policy will respond, to any risk or circumstance is subject to the specific terms and conditions of the policies and contracts at issue and underwriter determination.

While care has been taken in the production of this document and the information contained within it has been obtained from sources that Aon believes to be reliable, Aon does not warrant, represent or guarantee the accuracy, adequacy, completeness or fitness for any purpose of the report or any part of it and can accept no liability for any loss incurred in any way by any person who may rely on it. Any recipient shall be responsible for the use to which it puts this document. This document has been compiled using information available to us up to its date of publication.

All descriptions, summaries or highlights of coverage are for general informational purposes only and do not amend, alter or modify the actual terms or conditions of any insurance policy. Coverage is governed only by the terms and conditions of the relevant policy.

aon.com

2020
Q2



COMMERCIAL PROPERTY & CASUALTY MARKET OUTLOOK
Insights from USI National Practice Leaders

THE USI ONE ADVANTAGE

PROPERTY

Multiple factors have and will play a role in the continuing challenges we face in the property market for all segments of business:

- Carriers' focus on profitability
- Reduced investment income
- Underwriting submission overload
- Result of COVID-19 claims and litigation

Underwriting based on profitability is driving reduced capacity utilization decisions, which directly impacts the cost of capacity. This is especially true for accounts with sizeable exposures to natural catastrophe (CAT). Rate increases for non-CAT risks have been in the 5% to 15% range but for CAT exposed locations, rate increases have been seen in the 20% to 40%+ range.

The pass-through of increasing reinsurance costs is also driving pricing, especially as it relates to the availability and cost of hurricane, earthquake, and flood capacity. In addition, with most property accounts being marketed, submission flow has caused renewal timing delays resulting in last-minute quotes and stress on the renewal process for buyers.

Pandemic

There is no way to predict the long-term impact of the COVID-19 pandemic on the marketplace. For policies in place and for upcoming renewals, premium levels based on exposures have been reduced. Correspondingly, so are loss exposures for carriers. We continue to see news about insureds filing lawsuits against property carriers for governmental shutdowns and the resulting impact to income. Although the future market will likely reflect the current activity and potential claim results, it will take time for the actual impact to be felt. This uncertainty could lead to carriers pushing increased rates and decreased capacity offerings. Governmental intervention in the form of a program like the Terrorism Risk Insurance Act (TRIA) could positively impact the overall market result.

Market Update	Q4 2019-2020	Q2 2020
Property Non-Catastrophic w/Good Loss History	Up 10% to 20%	Up 5% to 15%
CAT Property w/Minimal Loss History	Up 25% to 40%+	Up 20% to 40%+
CAT or Non-CAT Property w/Poor Loss History	Up 30% to 60%+	Up 40%+

BY OCCUPANCY

Industrial

Capacity restrictions are driving structure changes in the placements of high-risk industrial accounts. These include woodworking, foundry operations, food and beverage companies, and recyclers. Large losses in the spirits industry are impacting capacity, pricing and deductibles as well. Business Interruption analysis, exposures, and limits are a strict focus for carriers along with analyzing the impact to income from losses at key suppliers or to key customers (Contingent Business Interruption). Single carrier solutions are difficult to achieve and using multiple carriers on a shared and layered approach tends to drive up pricing drastically. The impact on rates ranges from 2.5% to 50%+, but with exposure reduction through risk control, the lower end rate range is achievable.

USI suggests you review the strategy of using a Stock Throughput approach for the cargo/inventory exposures, considering both capacity and cost efficiency.

Habitational

The habitational market continues to harden especially for those challenged by geography or attritional losses. Carriers are pushing for larger deductible levels, with many starting at \$100,000 for All Other Perils. Several of the habitational programs have been decimated by losses and have shut down or reduced their offerings significantly. Valuation levels are key in renewal discussions with many carriers requiring minimal values before initiating an account review. Rate increases range from 20% to 40% and even higher for frame, coastal, or convective storm regions.

USI recommends you provide risk quality information, loss mitigation techniques, maintenance program details and capital expenditure data to secure the best outcome. Quality risks with quality data are seeing rate increases ranging from 10% to 2.5%.

Hospitality

Location and loss history remain the drivers for renewals in the hospitality segment. Accounts with limited exposure to CAT and good loss history can expect renewal rates ranging from 5% to 15% depending on the 2019 renewal levels. Hospitality accounts with locations in hurricane, earthquake or wildfire areas will experience substantially higher rate hikes. Additionally, CAT deductibles will increase from the current 2% to 3% to as much as 5% in many geographic areas. There is a movement also in this segment requiring a shared and layered approach for larger and/or exposed accounts, which directly impacts program costs.

Dealer's Open Lot

Carriers in this segment have also seen a tremendous amount of losses resulting in shrinking capacity and considerable upward movement in rates. Some new carriers have entered this space and are offering capacity but not at the premium levels seen in the past. In addition to the pricing adjustments, coverage terms and conditions are more restrictive. This includes higher deductibles with some carriers requiring a per-unit deductible in lieu of a deductible aggregate or max deductible. Dealers in convective storm states (MN, ND, SD, IA, CO, NE, KS, MO, OK, TX, LA) can benefit from hail protection systems to secure more cost-effective coverage for their location.

USI has been assisting clients in developing mitigation plans for imminent storms such as vehicle relocation or the hail protection features mentioned. For some large dealerships, the concept of

constructing physical protection on premise can be reviewed and balanced against the impact of large deductibles imposed by carriers. USI has also been exploring with clients the use of solar physical canopy structures utilizing federal tax credits and the possibility of various energy investor/owner finance options.

BY PERIL

Flood

Underwriters are now required to fully scrutinize flood exposures based on losses and the ever-changing landscape of flood maps. Although flood models exist, carriers rely heavily on their own analytics to review, understand, and price the flood exposures. Many carriers refuse to provide capacity for high hazard flood and if coverage is provided, low limits are quoted. Events like 2017's Hurricane Harvey in Houston revealed that the lines on a flood map are often "blurred" when looking at low, medium and high flood zone areas. It has been estimated that more than 50% of the flood losses experienced during Harvey were considered to be in Zones C or X with minimal to no exposure to flood.

It is imperative to use multiple sources to establish the appropriate flood zone for each location, allowing for premium charges to be accurate for the exposure.

Multiple factors have and will play a role in the continuing challenges we face in the property market for all segments of business.



Tornado/Hail

The frequency and severity of these events has not subsided. The challenge remains that carriers have not traditionally priced for these exposures. The models are not loaded with historical data as with major CAT perils. Many of these recent events have reiterated the need for valuation accuracy. The application of percentage deductibles is now the norm but deductible buydown markets remain available to offer options and retention strategies.

It is also important to communicate roof age and roof update information to achieve the best result.

Hurricane

The well-known hurricane team from Colorado State University (CSU) is predicting an above-average Atlantic hurricane season in 2020, referencing the potential lack of El Niño conditions as a primary factor. CSU is predicting 16 named storms during the Atlantic hurricane season and anticipating eight hurricanes, four of which could reach major hurricane strength. Pricing for hurricane capacity is driven by two primary factors: loss development and revised modeling systems.

Claim payouts from the storms impacting the U.S. in 2017 and 2018 are stated by the carriers to be 15% to 30% above the values reported for the impacted locations. This loss development or “creep” negatively impacts the results for 2019-2020 as these claims are closed. Carriers rely heavily on predictive models to manage and price their capacity for hurricane events. As models are updated and evolve, historical loss data is used, which includes the loss development mentioned above. The knock-on effect negatively impacts the amount and cost of hurricane capacity deployed by carriers.

We recommend that you know your modeled results to optimize the renewal outcome.

Earthquake

Locations exposed to high hazard earthquakes will endure rate hikes and limit reductions by carriers. Carriers are also addressing these high-level exposures by increasing deductibles, some as high as 10%. This is not a capacity issue, but carriers are

requiring an “adequate” price for the capacity provided. Otherwise, earthquake capacity and pricing remain stable.

Utilizing the models to analyze exposures and corresponding costs for earthquakes will allow for risk-based decisions.

Wildfire

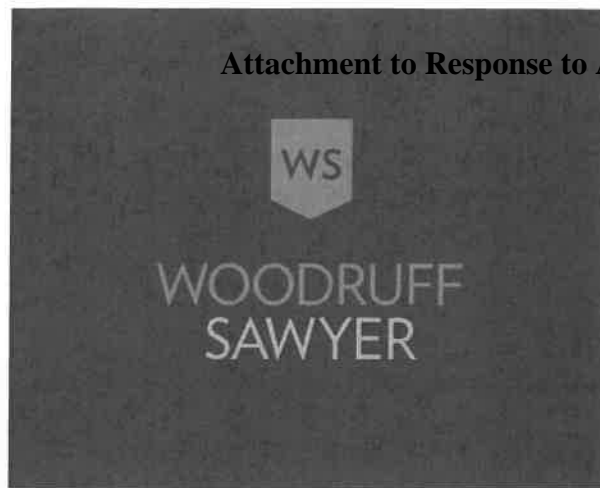
Carriers are carefully monitoring and managing capacity for areas that present significant wildfire exposures. This risk along with Convective Storm, as previously mentioned, was included in past coverage and with little to no rate contemplated on a per risk basis. Beyond the application of a wildfire rate, specific wildfire deductibles are becoming more common with carriers using a percentage deductible approach.

Communication of exposure reduction techniques including hardscaping, roof cleaning/frequency, and tree trimming can positively impact the rate applied for wildfire.

Parametric Insurance

As the market continues to harden, alternative capacity in the form of parametric insurance is providing coverage for defined event characteristics like ground shake (Earthquake), wind speed (Hurricane), and rainfall (Flood). Given that coverage is dictated by the event magnitude, and not strictly to physical damage at a location, claim payments can be triggered very quickly (30 days is common). Another benefit is that coverage can respond to the financial impact of the event in areas where traditional property policies exclude coverage.

It is recommended that these products are reviewed and vetted for responding as a supplemental coverage, i.e. deductible buydown or additional protection for uninsured areas of a property claim (non-damage business interruption).



COMMERCIAL LINES INSURANCE MARKET UPDATE – SECOND QUARTER 2020



Executive Summary

2020 just keeps getting more interesting for the commercial insurance buyer (and not in a good way). As we released our Q1 update, the pandemic had shut down the United States and most of the world. The main impact of the pandemic that we were seeing at the end of Q1 in the insurance market was business interruption (BI) claims and their subsequent denial by insurers due to lack of physical damage to property. Just about every insurer offering BI coverage has now been sued for denial of these claims and several states have introduced legislation to force insurers to pay them.

To date, no legislation has been signed into law, but what is believed to be the first COVID-19 court decision arrived on July 1st. The suit was brought by a restaurant management company that had submitted a business interruption claim after its restaurants were closed due to Michigan's stay-at-home order. A US circuit court judge ruled that there was no coverage under the business interruption component of

the insurance policy because there was no direct physical loss or damage to property. The policy did include a virus exclusion which the plaintiff alleged was vague. The judge rejected this and stated the exclusion would apply even if there was direct physical loss or damage. This issue is far from settled due to the number of cases filed and the variations in policy language.

As Q2 unfolded, we started to see the impact of COVID-19 in more places. *The National Law Review* examined US court filings from late March through June 4, 2020, and noted numerous employment lawsuits based on COVID-19. The most common allegations were unsafe workplace and retaliation—which are undoubtedly connected as individuals allege retaliation after complaining about workplace safety. Employment Practices Liability (EPL) insurers have noticed these trends; EPL premiums continue to rise and EPL buyers should expect to be able to answer COVID-specific questions as part of their EPL renewal.

D&O insurers are also expressing concern about the pandemic, specifically around the risk disclosures that public companies are required to provide in SEC filings. As we reported in our Q1 update, this market was already experiencing sharp premium increases and COVID concerns have only exacerbated these trends. Some insurers have tested COVID exclusions, but this trend has yet to gain momentum. Like EPL, D&O buyers should expect COVID-specific questions at renewal. Insurers are increasingly concerned about financial problems arising from COVID at private companies and therefore have been releasing quotes with bankruptcy exclusions to companies with weak financials.

As the world was struggling to contain COVID-19 through the second quarter, protests over the murder of George Floyd turned to rioting in some locations. Damage from riots is covered on property policies and most insurers have reported losses arising from the riots. As Q2 was coming to a close, exclusions for Strikes, Riots, Civil Commotion (SRCC) began to emerge on property quotes coming from some syndicates at Lloyd's of London. To date, this trend has not gained much momentum, especially since US insurers have not adopted an SRCC blanket exclusion. Instead, US insurers are applying tighter underwriting standards to locations deemed risky.

Let's now look at the developing trends by product segment.

D&O: Market Update

OUR POV



Public D&O rates continue to go up as increased litigation frequency and severity contribute to carrier losses, which drives premiums up.

MARKET TRENDS

- Market-leading carriers continue to seek large premium increases and upward adjustments on retentions, while in some cases simultaneously cutting limits; increases are generally more severe on excess layers. The COVID-19 outbreak has exacerbated these trends.
- The economic uncertainty created by the COVID-19 shutdown is resulting in more D&O litigation due to factors such as misleading statements about the outbreak, deceptive claims regarding potential vaccines and treatments, and privacy concerns; some underwriters are testing COVID-19 exclusions.
- As a result of the March 2018 *Cyan* decision IPO pricing and retentions have skyrocketed, though the recent *Sciabacucchi* ruling on federal choice of forum in the Delaware Supreme Court may provide some relief.

CONTEXT FOR CURRENT TRENDS

- Securities class actions are increasing in both frequency and severity.
- Number of total cases and likelihood of being sued have set new records in each of the past five years.
- Litigation is being driven by new and increased exposures including cyber (data breach), #MeToo, privacy oversight (GDPR), climate change, and COVID-19.
- Derivative actions are on the rise with notable settlements (McKesson, PG&E, Wells Fargo, Tesla...) tapping "A-Side only" insurance.

5%



Likelihood of Being Sued (all-time high)

7.2%



Litigation Rate for S&P 500

\$13.6M



2019 Median Cash Settlement (10-year average \$8.3M)

\$37M



2019 Average Settlement (10-year average \$29.8M)

D&O: Carrier Perspective

CARRIER POV

Inadequate compensation for risks assumed

REASONS WHY PREMIUMS ARE GOING UP

Same # of publicly traded companies + more SCAs = higher frequency

Increasing severity of derivative actions

Continuous innovation by plaintiffs' bar

Event litigation & follow-on suits from regulatory actions

Claim cost inflation + social inflation

“

In North America, areas that we focused on for improved financial performance [in Q1] include our excess casualty, which achieved over 30% rate increases, **financial lines overall and D&O specifically, which achieved over 20% and 40%, respectively...**

– Peter Zaffino, President, COO & CEO, General Insurance, AIG

“

From a rate perspective, although, there are a number of unknowns with COVID-19, I do not believe the dynamics that underpinned the hardening market over the past 18 months have fundamentally changed. If anything, the outlook for the protracted low interest environment has deteriorated. **So, I think rate movement should continue at the current pace throughout 2020, and we have seen that in April.**

– Dino Robusto, Chairman & CEO, CNA

“

Now most of our business units within professional lines [in Q1] saw double-digit pricing increases... **Public and private D&O showed impressive average increases of over 40% and 25%, respectively. We're definitely entering hard market territory in these lines."**

– Albert Benchimol, President & CEO, AXIS

“

...Out of every event, and every event creates trial bar, ambulance chasing, drive-by shooting where they get most of the money and the supposed aggrieved get very little. **I have no doubt that there will be COVID-related D&O suits related to price drop and disclosure, et cetera. And frankly, it is frivolous. It is an unnecessary tax on business and society at this point."**

– Evan Greenberg, Chairman & CEO, Chubb

Casualty: Market Update

OUR POV

Umbrella and Excess Liability rates rising at fastest rates in decades due to reductions in capacity and increased frequency of huge liability claims. Soft WC market starting to harden due to insurer fears related to COVID-19.

MARKET TRENDS

- Insurers continue to maintain increased discipline in risk selection and pricing development.
- Continued adverse claims development for Commercial Auto and General Liability is prompting insurers to continue to seek high single-digit rate increases
- WC rate reductions are slowing after years declining prices due to insurer uncertainty over the impact of COVID-19.
- Excess Liability underwriters are demanding rate increases for historically underpriced layers and instituting "look-up provisions" to prevent liability tower price inversion.

CONTEXT FOR CURRENT TRENDS

- Years of decreasing Casualty rates coupled with a recent surge in large liability losses have left current Casualty premium levels generally inadequate relative to future loss expectations
- Nuclear jury verdicts involving huge punitive damages awards are driving up the value of settled claims and prompting Excess Liability insurers to obtain rate increases for even well-managed risks.
- Capacity has become difficult to secure at any price for risks with high perceived severity potential: communicable disease (in real estate, hospitality, facilities management), wildfires, mass shootings, certain chemicals, e-cigarettes.
- Commercial Auto underwriting results, which have delivered net losses to underwriters since 2010, continue to deteriorate despite recent rate increases.

By-Line First Quarter 2020 Rate Changes Ranged From -1.2% to +17.3%

Period	Auto	WC	GL	Umbrella
Q1 2020	9.6%	-1.2%	5.7%	17.3%
Q4 2019	10.5%	-1.9%	5.8%	13.6%
Q3 2019	9.1%	-2.7%	4.6%	9.8%
Q2 2019	8.4%	-2.5%	3.2%	5.7%
Q1 2019	8.8%	-3.3%	2.0%	3.3%

Source: CIAB Q4 Rate Survey

Casualty: Carrier Perspective

CARRIER POV

Continued Fear of Catastrophic Liability Claims Drives Rate Increases

HIGHLIGHTS OF CARRIER BEHAVIOR

Increased attachments for Umbrella policies

Underwriting discipline in demanding increased premiums and reduced limits, even for high excess.

New focus on coverage terms and conditions, particularly related to COVID-19

What CIAB member brokers are saying about Umbrella rates:

- 80% reported rate increases.
- 75% reported increase of 10%–50%.
- 80% reported reduction in Lead Umbrella limits.
- CIAB Rate Survey, Q1-2020

“

Another possible cause for Umbrella’s increases was a market correction. Respondents said that Umbrella had been ‘historically underpriced’ and ‘premiums have been flat for many years.’”

Council of Insurance Agents & Brokers, May 27th, 2020

“

We are and will continue to benefit in terms of growth from improved technical conditions as many insurance companies take actions to reduce exposures or improve their rate to exposure to correct for inadequate underwriting”

- Chubb, Q1 2020 Earnings Call

2020
Q2



COMMERCIAL PROPERTY & CASUALTY MARKET OUTLOOK
Insights from USI National Practice Leaders

THE USI ONE ADVANTAGE

CASUALTY

The new norm continues to be rate increases, more selective deployment of capacity, and reductions in capacity in the Primary and Umbrella/Excess Liability market. Tighter underwriting standards coupled with a continued exodus of capacity for certain classes of business and coverage lines have accelerated in the past 3-4 months. We do not see these trends abating in the near future, in fact, we anticipate they will remain throughout 2020 and into 2021.

In particular, Umbrella & Excess liability lines have experienced the most firming over the past few months, and in some cases, we are seeing pricing up over 100% with total capacity decreasing at least 25% and the requirement for higher underlying attachment points. While virtually all classes of business are being adversely affected, certain industries such as trucking, habitational risks and high hazard industries are being impacted particularly hard. Moreover, insureds with excellent prior loss history are being penalized regardless of prior relationships and tenure with their insurance companies. Workers' Compensation continues to be less impacted than liability lines, however, Workers' Compensation rates are also beginning to stabilize and rise in certain states for various reasons. The COVID-19 pandemic crisis will likely exacerbate the current market dynamics across all casualty lines including Workers' Compensation.

Industry surplus continues to sit around \$750B, however, insurance companies maintain that a substantial portion of this surplus will be eroded by the confluence of certain adverse events. The term "social inflation," defined mainly as rising liability claim awards, is being widely adopted by insurers as the main driver of deteriorating market conditions. Rising jury awards, accelerated by litigation financing trends and anti-corporate sentiment, have resulted in unexpected development of liability losses that have rendered historical pricing models inadequate. Early property and casualty loss estimates of the COVID-19 pandemic range from \$75B to \$100B and will only worsen insurer profitability. Moreover, many states have modified or are looking to modify their Workers' Compensation laws making it easier for a worker to file for benefits stemming from COVID-19-related illnesses. The end effect of this will be to transfer losses from medical insurance to Workers' Compensation. Furthermore, investment income returns for insurers will drop due to lower yields in debt markets where insurers derive the majority of their investment income.

Market Update	Q4 2019-2020	Q2 2020
Primary General/Product Liability	Up 5% to 10%	Up 5% to 10%
Primary Auto Liability w/Fleet Less Than 200 & Good Loss History	Up 10% to 15%	Up 10% to 20%*
Primary Auto Liability w/Fleet Less Than 200 & Poor Loss History	Up 15% to 25%	Up 20% to 30%+*
Primary Auto Liability w/Fleets in Excess of 200	Up 15% to 30%	Up 20% to 30%+*
Excess Auto Buffers	Up 35% +	Up 40% +
Workers' Compensation Guaranteed Cost	Down 10% to up 5%	Down 5% to up 5%**
Workers' Compensation Loss Sensitive	Down 5% to up 5%	Flat to up 5%
Umbrella & Excess Liability (Middle Market)	Up 10% to 25%	Up 10% to 50%***
Umbrella & Excess Liability (Risk Management)	Up 15% to 30% +	Up 25% to 100%***
Medical Malpractice	Up 5% to 15%	Up 10% to 25%

*Including need for primary limits up to \$2M

**Dependent on state.

***In some cases, depending on class of business and limits purchased. Factors in contraction in limits.

Although various consumer advocacy groups are contesting the insurance industry's justifications for the hardening of the market, we have to acknowledge the reality of a very challenging insurance market that is not sparing most buyers of insurance. When compared to the multiple years of an extremely soft market where year-over-year rate decreases were common and competition and capacity plentiful, insureds are increasingly experiencing decreased competition, a higher level of underwriting discipline, a shortage of available limits, and significant cost increases.

Cashflow and liquidity are more important than ever. As a consequence, insureds and their brokers need to evaluate structural changes in their casualty programs, including loss sensitive programs, assuming more risk through higher deductible/retention levels, quota-sharing layers of risk, and by weighing the benefits of alternative risk financing approaches such as captives.

Workers' Compensation

The Market Today and Market Capacity: Up through the COVID-19 pandemic outbreak, Workers' Compensation, for the majority of insureds, continued to remain a competitive line in most states. Workplace injuries and in particular, lost time claims, continued to decline year-over-year, although indemnity claim costs associated with lost time claims were rising. Nevertheless, loss ratios remained mostly favorable with overall reserves increasing, resulting in the rate reductions in most states. The pace of these rate reductions, however, were beginning to moderate even before the outbreak of COVID-19.

The impact of the COVID-19 pandemic on Workers' Compensation is still uncertain. From a coverage perspective, the statutory provisions of most states call for a direct causal link between employment and the occupational disease. Moreover, the statutes of most states list specific occupational diseases that would be covered, and ordinary diseases of life are typically not included in these statutes. However, over the past few weeks, several states have considered or started to expand their Workers' Compensation laws to include COVID-19 claims. If certain conditions are met, many of these workers who contract the disease will now be presumed to have a workplace injury compensable under the Workers' Compensation system, making it difficult for the employer to prove otherwise. The end result of this will likely be to transfer losses from medical insurance to Workers' Compensation, ultimately hastening the increase in rates in many states.

Regardless of the form of assistance the Coronavirus Aid, Relief, and Economic Security (CARES) Act stimulus bill will provide, insureds in many industries will be experiencing pressure on cashflow for many months to come. As a result, we recommend that guaranteed cost buyers review loss sensitive program structures. This would include paid loss deductible programs, self-insurance, group captives, and other types of loss sensitive programs that may provide greater cashflow and a lower ultimate cost if losses are kept in check. Insureds currently on loss sensitive programs should consider assuming additional risk through higher deductible/retention levels. Attention must be paid to collateral requirements, as credit markets have tightened and insurance companies' collateral requirements have become more conservative requiring higher levels of collateral, likely in the form of letters of credit, which are preferred by insurers over other forms of collateral.

From a claims perspective, we may see an increase in Workers' Compensation claims, driven by employee layoffs, furloughs or a reduction in hours. In addition, delayed medical treatment and the inability to return to work due to the shutdown may result in greater indemnity and medical claim costs for pre-COVID-19 claims that have been stalled.

Minimum premium levels will be impacted by the layoffs, furloughs, or reduction in hours, partially offset by the approval of most states to exclude payroll at audit for employees who are being paid but not working due to COVID-19. For more information, see USI's May 11, 2020, update, "NCCI Workers' Compensation Class Code 0012 and its Impact on Your Business." <https://www.usi.com/2019-insurance-market-outlook.pdf>

California's recent decision to classify independent contractors as employees will continue to add billions in payroll and premium and, consequently, losses in the state. Other states have been considering this change as well. This will undoubtedly have a material impact on Workers' Compensation insurers' appetite for clients impacted by these changes, as well as the clients' program structure and design. It remains to be seen how much of an impact this will have on the broader Workers' Compensation market.

How USI Can Help

USI suggests that clients:

- Work with their broker to improve cashflow by analyzing the cost-benefit of loss sensitive program structures.
- Leverage proper loss and financial analytics to determine their capacity to assume risk at various retention levels.
- Assess the ability to post collateral and evaluate applicable collateral alternatives.
- Ensure payroll by classification codes are accurate, adjusted and monitored accordingly for repurposed employees, employees working remotely, or if the employers' operations have changed.
 - Maintain separate payroll records for the change in operations or the wages earned for an employee whose occupation has changed or who is being paid but not working.
- Assess the current and future utilization of independent contractors to determine the impact on Workers' Compensation program structure, costs and losses.
- Work with claims specialists to identify fraudulent claims and also track unemployment claims to avoid double-dipping.
- Recalculate ultimate losses at various retentions to determine the updated collateral requirement relative to the collateral posted.

Commercial Automobile Liability

The Market Today and Market Capacity: The market for Automobile Liability continues to be challenging with no improvement since USI's 2019 Q4 Market Outlook & Forecast was released. Prior to the pandemic, bodily injury and property damage claims frequency and severity continued to increase quarter-over-quarter and the combined ratio for this line remains in excess of 105%. Coupled with a more liberal claims settlement environment, profitability issues persist for commercial automobile underwriters. No new capital has come into the market nor do we see any capital being deployed into this coverage line until loss trends level out. While advances in technology and the growth of telematics in vehicles will continue to reduce accidents over time, benefits are being offset by:

- More vehicles on the road driven by fewer experienced drivers.
- A deteriorating public road infrastructure.
- The increasing rate of distracted driving.
- The increasing rate of medical inflation trends.
- The increased rate of high-speed accident survival, which corresponds with higher rehabilitation costs.
- Increased property damage losses due to advances in technology and the higher cost of vehicles.

The confluence of these events has steadily reduced overall available capacity in the marketplace in the past 3-4 years. Primary markets continue to walk away from writing the coverage, and many will not entertain a risk unless they obtain a rate that they deem adequate. The vast majority of insureds with a commercial automobile exposure are experiencing significant cost increases regardless of vehicle class, driving radius or geography, and this is trickling down to those insureds with fleet sizes below 100. Additionally, it is increasingly common for Umbrella insurers to demand primary attachment points of at least \$2MM per accident for insureds with fleet sizes as low as 75 units in some cases, and require attachment points up to \$5MM or higher for larger fleets. In turn, these added requirements are driving up the cost of the primary capacity that does exist. As a consequence, the demand for automobile buffer layers is prevalent but capacity at a competitive cost is minimal. We are often seeing the costs for auto buffers going for a sizeable rate online.

The reduction in demand for goods and services and the reduction in commerce stemming from the COVID-10 pandemic has translated to fewer vehicles on the road and

subsequently lower losses over the past eight-plus weeks; however, this temporary reduction in loss activity will not cause current market conditions to stabilize for this coverage line.

Here are some vital steps that USI's risk advisors will take when working with their Commercial Automobile Liability clients:

- Determine early in the process the minimum underlying limits that the Umbrella markets are willing to attach above, and work with the primary insurers or buffer markets accordingly.
- Review alternative program structures to ensure the current program structure is the most optimal from a cashflow, retention level, cost, and collateral perspective.
- Take inventory of all risk mitigating telematics tools and other safety initiatives the insured has invested in, such as GPS and speed monitoring systems, interior and exterior cameras and other technological loss prevention tools.
- Update driver lists and safety protocol, provide complete analytics on loss history and exposure, and provide a data-rich submission with clear underwriting goals from the client's perspective.
- Review Compliance, Safety and Accountability (CSA) scores and take corrective actions. The CSA score, which is used to rate motor carriers in various categories such as unsafe driving, crash indicator, hours-of-service compliance, and driver fitness, is now the first underwriting factor used by insurers to assess a company's risk profile and determine what they should pay for coverage.

Primary General/Products Liability

The Market Today and Market Capacity: The Primary General and Products Liability market continues to firm. Rate increases are common for most insureds across most industries. Capacity constraints as a result of markets exiting this line has also put pressure on rates. Coverage is more restrictive, with many insurers now requiring communicable disease exclusions and enhanced environmental/pollution exclusions. Furthermore, markets are increasingly unwilling to write primary liability lines on a stand-alone basis without Workers' Compensation for many industries. This is making it difficult to separate program lines to achieve the most favorable renewal outcome.

Similar to Automobile Liability, Umbrella markets are requiring higher minimum primary limits of 2/4/4, which is adding significant dollar amounts to the total cost of the primary layers.

Umbrella and Excess Liability

The Market Today and Market Capacity: The coverage line with the most substantial firming over the past 3-4 months has been Umbrella/Excess liability. The ramifications of "social inflation," introduced on page 10 of this report, are negatively impacting Umbrella/Excess liability coverage more than almost every other coverage line.

Rate increases ranging from 10% to upwards of 50% and greater are being experienced by the majority of insureds, especially larger upper middle market to risk management insureds who purchase \$2.5MM in limits and higher and those with poor prior loss experience or in high hazard industries. Insureds who purchase \$2.5MM or lower in limits are also facing pricing pressure, but not as significant as those who purchase higher limits. Carrier capacity, which averaged \$2.5MM a few years ago, now averages \$10MM to \$15MM per market with few exceptions where markets are deploying higher capacity. When greater capacity is provided, it is often ventilated and staggered throughout the tower. Many markets are now limiting their maximum capacity to \$2.5MM in total on any specific risk and are also monitoring their aggregation of limits for clients in certain industries where losses for one insured may result in losses for another insured. The reduction in limits, however, comes with no corresponding decrease in rates and when the contraction in limits is compared to the premium on a cost-per-million basis, some insureds are experiencing triple-digit increases.

More capacity is being reallocated higher up in towers and these markets are demanding higher rates on a price-per-million basis. Only a few short years ago, Excess liability markets were getting a small fraction of the rate that the lead Umbrella or first Excess Liability markets were obtaining, i.e. 20% or less. Furthermore, many Excess markets now refuse to acknowledge the pricing models that have been developed below them and, instead, rate the

pricing based on their own models and what they believe the risk to cost. As a consequence, we are seeing Excess markets require 50% or greater of the lead Umbrella's rate pricing and in some cases, 100% or greater. This distorts the pricing of a tower by having a layer of insurance higher up in the tower costing more than layers of insurance further down in the tower and closer to the risk. In addition, markets are now reserving their right to re-price their layer if any higher layers placed are equal or higher in premium per million.

Moreover, underlying per-occurrence attachment points of at least \$2MM and higher, as well as higher aggregate limits in the primary layers of \$4MM, are now mandatory for many larger middle market to risk management clients and we are also seeing the primary auto requirements of \$2MM being pushed down to smaller insureds with fleet sizes as low as 100. Although industry surplus is at an all-time high, there appears to be no insurer(s) who are willing to jump into this market to begin competing more aggressively for premium dollars and, as noted earlier, the COVID-19 pandemic will only exacerbate market conditions.

As a consequence, insureds are being forced to cut back on limits they purchase altogether, quota-share a portion of the tower to recapture premiums, and/or self-insure layers for which they formerly purchased coverage.

The demand for rate increases is not expected to slow for the duration of 2020 and no industry will be spared – even clients with exceptional loss experience. Insurers will continue to demonstrate conservative underwriting practices and not deploy their surplus capital to write new or expanded business, with very few exceptions. Insurance companies appear to be in lockstep with each other and resolute in not trying to buck the current market trends.


From a coverage perspective, we are seeing more restrictive terms, including insurers applying affirmative infectious/communicable disease exclusions, among other coverage limitations. Historically, the majority of policies were silent on infectious disease.

"The ramifications of 'social inflation' ...are negatively impacting Umbrella/Excess liability coverage more than almost every other coverage line."

How USI Can Help

In working one-on-one with clients who purchase Auto Liability, General Liability, or Umbrella coverage, USI assists in developing a plan of action and dialogue with incumbent and prospective markets. Additionally, USI suggests that clients take the following steps to ensure a better outcome:

- Determine early in the process what are the minimum underlying limits that the Umbrella markets are willing to attach over, and work with the primary insurers or buffer markets accordingly.
- Benchmark overall Umbrella/Excess limits purchased against peer groups to validate total limits purchased.
- Review coverage carefully and terms & conditions to ensure the policy intent and language is clear and all exposures to loss have been addressed.
- Compare and contrast the cost-benefit of Claims Made versus Occurrence Reported triggers.
- Consider using alternative risk approaches such as captives to quota share layers to better manage the cost and capacity constraints this market is posing.
- Prepare early for renewal, develop a plan of action, and dialogue with both incumbent and new markets at least 150-days in advance. Discussions should consider reductions in capacity, corresponding rates on a price-per-million-basis and any additional exclusionary wordings such as those pertaining to infectious disease or similar exclusions.
- Differentiate the nature of the risk, a step that is now more important than ever. Clients should clearly describe the qualities of their risk in their carrier submissions. Risk quality comes in several forms including: loss control/safety, contractual risk management, risk mitigation, capital expenditures, willingness to engage risk control and overall risk management philosophy.
- Complete a loss analysis early to assess impact of program structure, retention, collateral, and risk mitigation efforts.
- Work with brokers to stay abreast of specific market conditions and develop a plan of action.
- Evaluate coverage terms and conditions appropriately if switching carriers to ensure consistency.
- Dialogue with underwriters more frequently and develop a deeper relationship with long-standing carrier partners.



EXECUTIVE & PROFESSIONAL SOLUTIONS (EPS)

Public Company Directors & Officers (D&O)

The public company D&O marketplace continues to harden, with the economic impact from the COVID-19 pandemic hastening the pace. The significant premium increases seen in the last six months of 2019 did not abate in Q1/Q2 of 2020. We do not anticipate any change of course for the rest of 2020. In fact, an acceleration is likely.

Since the first half of 2019 only saw modest firming relative to the second half of the year, some Q2 2020 D&O renewals experienced significant increases for the first time. For the second half of 2020, while most D&O buyers will have experienced a substantial increase in 2019, they will almost certainly face another adverse renewal. A wave of bankruptcies and a potential uptick in Securities Class Actions (SCA) alleging inadequate or misleading disclosures regarding the impact of COVID-19 on financial performance could further erode the public company D&O market in the second half of 2020, fueling more premium increases.

Drivers of the Hardening Market: There have been over 400 SCAs per year since 2017. This year is also on pace to exceed 400, so claim frequency risk still exists. Also, severity risk continues to escalate as median (\$12M+) and average (\$30M+) settlement amounts (removing outliers) and associated defense costs continue to increase overall for SCAs.

One major area USI is tracking is COVID-19-related SCAs. To date there has been less than ten and some allegations are arguably only loosely related to COVID-19. However, an uptick is certainly plausible, as are Securities and Exchange Commission (SEC) enforcement actions. The specific direction from the SEC on the need to update disclosures regarding the investor risk factors impacted by COVID-19 in public filings may prompt litigation. Although the financial impact may not be felt for a few quarters, that threat could extend through 2020 into 2021 as more company public filings will be made and be relied upon by investors. Also, potential bankruptcies arising out of the COVID-19 economic turmoil may be a significant driver of litigation. We have already seen some high-profile firms declare bankruptcy.

Derivatives and Events: Beyond SCA filings and settlements, some notable and very large derivative claims settlements have adversely impacted D&O insurers' bottom lines. Recent derivative settlements have topped \$100M, a phenomenon that most experts feel

Market Update	Q4 2019-2020	Q2 2020
Public Company Directors & Officers	Up 25% to 50%	Up 25% to 75%
Private Company and Not-For-Profit (NFP) Directors & Officers	Up 5% to 20%	Up 10% to 50%
Employment Practices Liability	Up 5% to 20%	Up 10% to 50%
Fiduciary	Up 5% to 10%	Up 10% to 25%
Crime	Up 5% to 25%	Up 10% to 25%
Professional Liability/Errors & Omissions	10% to 30%	15% to 50%
Network Security & Privacy (Cyber)	Flat to 10%	Up 5% to 20%
Technology Errors & Omissions	Up 10% to 15%	Up 5% to 20%
Representations & Warranties	Down 5% to flat	NO CHANGE
Kidnap & Ransom	Flat to +5%	Up 5% to 10%

will continue as the threat of Event-Driven Litigation (EDL) continues. EDL describes almost any securities fraud action that does not arise from an accounting restatement. EDLs are based on allegations that a company recklessly concealed or misrepresented the risk of a major negative event, like a Cyber Breach, employment-related allegation, or an environmental event. When a public, catastrophic event happens, or egregious conduct is revealed, and the stock price drops precipitously, investor suits ensue.

EDL cases are distinguishable from accounting fraud cases, where typically the company reveals internal accounting-related missteps, prompting the fall in share price.

Breakdown of Increases: The D&O increases for many public companies, which typically buy a primary policy plus multiple excess policies and a dedicated excess Side A Difference in Conditions (DIC) policy(ies), have shown a recent pattern similar to:

- Primary increases of 20% to 40%
- Excess increases of 30% to 100%, and
- Side A increases of 15% to 75%

The excess layers of public D&O insurance programs are increasing more than the primary placements because the Increased Limit Factors (ILFs) for attaching at an excess level are increasing. While those rates were 50% to 60% of the layer below in 2018 and prior, those rates are now moving into the 70% to 95% range, depending on a company's market capitalization, industry and/or claims history.

Risk Characteristics and Questions: A company's industry (including how impactful COVID-19 has been/will be), claims history, regulatory exposure and stock volatility all have an impact on the degree of premium change. Clients with the perceived "highest risk profiles" – certain industry sectors such as biotechnology, life sciences, general healthcare and technology, or those with D&O claims activity in the past five years, may experience renewal premium increases even beyond the ranges noted previously.

All clients should expect more intense underwriting scrutiny and COVID-19 specific questions from their underwriters during their D&O renewal process, particularly those in the following industries: Bookings, Entertainment, Airlines, Cruise & Casinos, and Hotels ("BEACH" industries).

Time: It takes longer to secure quotes and build D&O programs as underwriting authority is being pared back from local underwriters and senior leadership approval is needed on most placements.

IPOs: Initial Public Offerings (IPOs) have slowed down dramatically in 2020. The IPO market that began the year strong shut down dramatically in early March as the focus of investors shifted to the impact of COVID-19. It is anticipated that any companies going public in 2020 will continue to face a hard D&O marketplace (i.e. \$10M+ retentions; capacity limited to \$2.5M per policy by insurers). Even a recent favorable court ruling likely will not immediately grant relief to IPO D&O placements. On March 18, 2020, in *Salzberg, et al. v. Sciabacucchi*, 2020 WL 1280785, the Delaware Supreme Court reversed the Chancery Court's decision and held that Federal Forum Provisions (FFPs) in corporate charters can dictate that class action securities claims under the 1933 Act be adjudicated in federal courts (rather than state courts) and do not violate Delaware Corporate laws. This significant ruling from Delaware's highest court is a benefit and protection against shareholders filing dual state and federal court litigation. It remains to be seen if other states will follow.

Coverage: While the many terms and conditions that have offered insureds broader D&O liability protections and/or clarification of coverage remain on D&O contracts, we are seeing, for the most challenging renewals, limitations in the extended reporting period terms (being limited to only one-year and at an increased percentage of the annual premium) and

insurers removing the reinstatement of limits typically offered on stand-alone Side A D&O contracts. USI is also keeping an eye on the possibility of any or all of the following:

- Reduction or elimination of shareholder derivative demand investigative costs
- Addition of COVID-19-related exclusions
- Addition of bankruptcy-related exclusions for the most financially challenged buyers.

Overall: We see continued upward pressure on premiums and retentions, more conservative limits management (cutting from \$15M to \$10M, or from \$10M to \$5M), more underwriting questions and, possibly, account-specific coverage reductions.

How USI Can Help

USI offers these practical and effective suggestions to public companies regarding D&O:

- Communicate early and often with your broker and D&O carriers. Preparation is key.
- Prepare for COVID-19-related questions ahead of time with your broker.
- Market your D&O placement worldwide: USA, Bermuda and London marketplaces.
- Evaluate all options with your broker including:
 - Buying less D&O coverage. This might be a prudent strategy if an enterprise's true risk exposure is understood. Use analytical tools to evaluate true exposure.
 - Buying different D&O coverage. Buying more Side A DIC vs. Side ABC coverage can lessen the pricing impact and save money.
 - Retaining more risk. Consider buying D&O with a higher retention to help mitigate pricing increases; or consider accepting co-insurance for the Side B and Side C portions of D&O coverage, if the premium offset is significant.
- Set appropriate and realistic expectations with all stakeholders within your organization and communicate developments early and often.



Communicate early and often with your broker



Prepare for COVID-19 related questions



Market your D&O placement worldwide



Evaluate all options with your broker



Set appropriate and realistic expectations with stakeholders

Private Company/Not-for-Profit (NFP) Directors & Officers Coverage (D&O)

While premium and retention increases are not as severe as public company increases, Private Company/NFP D&O premiums and retentions are on the rise. They are now higher than they were when we released our 2019-2020 Market Outlook and Q4 Update. These increases are most pronounced for companies that:

- Are burdened with debt/the potential of bankruptcy.
- Have significant COVID-19 related exposure, including exposure to potential government investigations, False Claims Act and/or qui tam claims, and anti-trust claims.
- Have suffered losses due to past claims, and/or
- Are executing or contemplating Mergers & Acquisitions (M&A) activity.

Drivers: The increasingly diverse number of claims against private and NFP organizations and their D&Os, and the accelerating costs to defend them, were challenges prior to the onset of COVID-19. The impact of the COVID-19 economic downturn is leading to further hardening of the D&O market for private companies and NFPs. Primary D&O layers and excess D&O layers are seeing increases year-over-year. Given the broad-based coverage that private company/NFPs enjoy (full "entity" coverage), some terms and conditions are tightening, including increased retentions and the loss of some elements of coverage for the entity. Broad coverage for claims against individual D&Os (including Side A/Side A Difference in Coverage (DIC) D&O protection) still remain, except in extreme cases.

Overall, the full-year 2020 private company/NFP D&O market will likely see increases on average of:

- Primary layers: up 10% to 2.5%.
- Retentions: up to 100% or more (Example: \$75,000 going to \$150,000).
- Excess layers: up 10% to 40% as increased limit factor (ILFs) percentages also increase.

For the most financially troubled or COVID-19-exposed firms, increases can well exceed the high end of the range.

Side A: Side A and Side A D/C premium increases for private/NFP organizations will

depend on the likelihood of bankruptcy and other company-specific factors. Distressed firms may see large (50%+) pricing increases on Side A coverage.

Private and NFPs that do not currently buy dedicated Side A D&O insurance should consider buying. Those that do should reexamine limits adequacy.

Increased Underwriting: All companies will face COVID-19 specific questions about the operational and financial impact of the crisis on their business. Questions about corporate governance are also likely (for example: what changes have been made to evaluate the risks, respond accordingly and keep stakeholders informed?).

Limits/Capacity: Maintaining capacity is not a major concern, but companies will have to engage more insurers to keep the same limits, in many situations. Some carriers are reducing limits at renewal (for example: from \$10M to \$5M) as they seek to limit exposure.

In severe cases, when significant claims remain open, extended limits (as opposed to refreshed limits at renewal) may be a buyer's only option.

Coverage: Coverage pullbacks have begun, including industry-specific considerations. Firms in industries with anti-trust exposures (healthcare, for example) may struggle to retain any anti-trust coverage extensions. Privacy/confidentiality-related exclusions may also be proposed or mandated by carriers at renewal. Other potential cover restrictions USI is monitoring include broader prior notice exclusion language and more draconian Notice of Circumstance (NOC) requirements. In the wake of COVID-19 claims, insurers could look to expand the Bodily Injury or Property Damage (BIPD) exclusion by:

- a. Changing the "for" preamble language to broad form "based upon, arising out of..." language and/or
- b. Removing any emotional distress or mental anguish carve-backs to the BIPD exclusion.

Many private company/not-for-profit D&O policy forms are "duty to defend" (the insurer has the duty to defend claims once coverage is triggered). However, we are seeing some companies push to convert to a non-duty to defend (indemnity) form, meaning that the insured defends the claim(s) and gets indemnity from the insurer for the covered allegations. In this situation, the buyer needs to get approval of counsel (and the rates to be charged) from the insurer and must keep the insurer up to date on the progression of the claim(s).

How USI Can Help

USI can assist private companies and not-for-profit organizations with their D&O risk management needs by:

- Starting the placement process early and engaging more insurers in the marketing process.
- Identifying potential emergent Event-Driven Litigation (EDL) exposures as part of holistic pre-placement internal underwriting. USI works with clients and prospects to identify specific EDL risks, including COVID-19 exposures, that could trigger D&O claims.
- Securing favorable baseline D&O terms as part of a USI “Panel” of carriers. These pre-arranged terms can make it more difficult for proposed carriers to restrict coverage for USI clients.

Employment Practices Liability (EPL)

Overall: Our 2019-2020 Market Outlook and Q4 Update predicted premium increases of up to 20%, depending on class of business (industry), the number of employees and the core states of domicile and operation. The actuality of Q4 2019 and early 2020 was that EPL pricing saw a market of flat to up to 10% in premium changes. In late February, this trend changed significantly given the onset of the COVID-19 crisis.

Given the dramatic increase in unemployment, significant company furloughing programs and unprecedented regulatory changes like the Families First Coronavirus Response Act (FFCRA), negative trends are expected to worsen, further exacerbating an already firming market. Increases in premium and Self-Insured Retentions (SIRs), and carrier trepidation (in competing in the EPL marketplace amidst the dramatic COVID-19 economic impact), are expected for at least the rest of 2020. Some carriers are pulling back from writing any “new” EPL business (i.e., clients who have either not previously bought the coverage, or who are potentially new insureds to the carrier). Further, California, Illinois, and New York (among other states) remain problematic for EPL risks due to specific regulatory concerns.

While renewals have not faced mass “non-renewal” situations, EPL risk can be a lagging risk that will have to be watched carefully for the next few quarters. Given the broad impact of COVID-19 across the entire economic spectrum, there is no industry or business size that is insulated from increased EPL exposure. However, businesses that are closed longer because they are deemed non-essential and/or that require a physical employee presence to deliver goods or services may see more negative results.

Premium and Retentions: We are seeing premium increases across the board, ranging from up to 10% to 50% depending on risk-specific parameters. Retentions are experiencing increases of up to 25% to 100%+, depending on what actions have been taken in the wake of the COVID-19 crisis, recent loss history, and location (state or states). Higher retentions for claims by “highly compensated” employees, state-specific, and for class (or mass) action claims, are becoming more commonplace. Again, for those companies purchasing EPL for the first time, buying additional limits, or looking to change carriers, the market is increasingly hard.

Claims: While there has not been a parabolic uptick in claims activity to date, there has been an overall increase. There is also a broad belief that once our economy reestablishes some level of normalcy with regulatory and court activity ramping back up, EPL claims activity will spike and further deteriorate market conditions. Areas of concern, particularly those risks exacerbated by COVID-19, include:

- Age discrimination claims in violation of the Age Discrimination Endorsement Act (ADEA), particularly given the aging U.S. population and the impact of the COVID-19 crisis on older workers.
- Disability discrimination claims based on the Americans with Disability Act (ADA) arising out of the accommodations that will be needed as the economy reopens.
- Continued racial and gender discrimination claims, particularly in the wake of any layoffs that appear to have had a disparate impact on an individual group or groups.
- Wage & Hour (W&H) claims as companies deal with changing workforces, putting pressure on proper classification and tracking overtime wages owed.
- Whistleblower and retaliation claims arising out of alleged violations of many federal laws, including the ones previously noted as well as: Occupational Safety and Health Administration (OSHA), Worker Adjustment and Retraining Notification Act (WARN Act), National Labor Relations Act (NLRA), and others. Also, changing regulatory exposures on the state and local levels are likely to have a similar impact.

Third-party claims (brought by non-employees for harassment or discrimination) may also spike as companies implement their reopening procedures and protocols.

Considering EPL claims can have a “long tail” and that Reductions in Force (RIFs) will

likely continue throughout 2020 and into 2021, we expect the EPL market will continue to harden.

Further, we are still monitoring several pending Supreme Court decisions (most notably regarding LGBTQ rights in the workplace) that may increase overall carrier exposure to EPL claims in the future.

Coverage: In addition to the aforementioned changes in retentions, we are seeing some leading carriers underwrite certain risks more intensely. The use of biometric screening in employment has resulted in carriers asking employers to answer questions regarding the use of these methods. Allegations of violations of the Biometric Information Protection Act (BIPA), passed in Illinois in 2008, have increased and some carriers have added exclusions for this overall exposure. On a related topic, some EPL carriers are now looking to exclude all “confidential information”-related employment exposures from EPL policies, forcing coverage analysis to another line of coverage – Cyber Liability. In all cases where exclusionary language is unavoidable, maintaining coverage for retaliation allegations is critical for EPL buyers.

How USI Can Help

USI can review EPL policies with a particular focus on a) who is insured and b) whether there are any concerning exclusions and can also:

- Evaluate whether specific coverages will be available (i.e., punitive damages and wage and hour coverage).
- Help engage all available risk management services that are negotiated as part of standard EPL coverage.
- Help prepare clients for the expanded underwriting questions that will be asked.

Fiduciary Liability

Overall: The adverse macroeconomic and worldwide stock market volatility due to the COVID-19 lockdowns has led to premium increases of up to 25%. Increases in retentions are also becoming more common. Premium and retention increases exceeding the above range are possible for those firms with:

- High levels of company stock holdings in their retirement plans
- Excess fee litigation exposures or losses, or
- Employee Stock Ownership Plans (ESOPs) – as valuations may be outdated or severely impacted in a down economy

Clients that secured zero-dollar retentions in the past will likely find this unattainable. Organizations with zero-dollar retentions are seeing those replaced at renewal with \$10,000 to \$50,000 minimum retentions, depending on underwriting variables.

Overall, we expect the market to continue firming through 2020.

Limits: Carriers continue to manage capacity (i.e., carriers offering \$5M in limits as opposed to \$10M), which can lead to the need to secure excess limits. Excess limits that used to be competitively priced are firming, and some typical excess fiduciary liability carriers are limiting new business considerations.

Coverage: In addition to increased retentions, we are seeing multiple carriers looking to place “excessive fee litigation” exclusions across many classes of business (expanding from educational and healthcare-related not-for-profits), which is problematic given the increased litigation exposure. We have also seen some proposed limitations in coverage related to government-funding exposures.

Summary: In a macroeconomic downturn, fiduciary claims tend to increase as employees return to work and focus on account balances in their 401(k) accounts, perhaps questioning the investment choices (funds) made available by the plan sponsor and the fees and costs associated with the management of the plans. Also, the adequacy of health and welfare plans in a post-COVID-19 environment is a possible focus of plan participants.

How USI Can Help

USI risk consultants liaise with USI’s dedicated employee benefits practice for assistance with the services previously noted, or with any other retirement plan-related questions. USI will also:

- Work with clients on appropriate governance controls, which can include the creation of the Employee Retirement Income Security Act of 1974 (ERISA) / fiduciary advisory boards and regular updates to a plan sponsor’s boards of directors.
- Prepare clients for new or expanded underwriting questions about service provider selection and comparison processes (401(k) and other financial service providers).
- Share risk management and consulting support made available by fiduciary liability insurers.

BUSINESS INSURANCE.

Rates seen rising across most commercial lines: Willis

Posted On: May. 7, 2020 12:45 PM CST

Claire Wilkinson

North American commercial insurance buyers will continue to pay more across most lines of business and see their coverage terms and conditions scrutinized, as the industry braces for a potential loss of up to \$80 billion from COVID-19, according to a report issued Thursday by Willis Towers Watson PLC.



Despite the decline in economic activity leading to large reductions in insurable values, not a single line of business is expected to see rate decreases in the months ahead, Willis said in its Insurance Marketplace Realities 2020 Spring Update.

“The pandemic and economic downturn will very likely extend the hard market through 2021, with market discipline continuing as insurers’ losses materialize and their investment income deteriorates,” Joe Peiser, global head of broking, Willis Towers Watson, said in a statement.

Overall, 23 lines of business are expected to see increases, with 11 of those seeing steeper increases than they did in the fall of 2019, according to the report.

Umbrella/excess liability, directors and officers liability, and property are among the lines that will be most impacted by the pandemic, Willis said.

Just five lines – workers compensation, kidnap and ransom, terrorism, surety and international casualty – are projected to see either a mix of increases and decreases or flat renewals.

Catastrophe-exposed property risks with losses are expected to see rate increases of 30% or more, while catastrophe exposed risks will see increases of 15% to 25%.

Steep rate increases continue and may accelerate, and the economic downturn brought on by the pandemic could have a “deep and broad impact on property risk and coverage,” the report said.

There is also a “vast cloud of uncertainty” hanging over the market as insurers face lawsuits and legislative actions attempting to force them to provide business interruption coverage for pandemics both prospectively and retroactively, Willis said.

Buyers can expect increased scrutiny by insurers as they look to limit or reduce coverage, it said.

The commercial liability marketplace, particularly for umbrella/excess liability is becoming “dramatically” more challenging, as deteriorating loss trends continue to hurt profitability, Willis said.

Umbrella liability rates are expected to increase 40% or more, while excess liability rates will increase 150% of more for high hazard events, according to the report.

The North American liability marketplace continues to experience “significant” catastrophic losses from wildfires, active shooter, concussion/traumatic brain injury litigation, auto accidents, opioids, and sexual assault and molestation claims, Willis said.

Liability insurers are also reevaluating coverage grants, reducing available capacity and requiring higher attachment points, it said.

In directors and officers, buyers already bracing for significant price hikes could face further upheaval given the overall economic uncertainty and the likelihood of a growing number of bankruptcies, Willis said.

If executives face blame for decisions related to the pandemic the market will worsen, the report said.

D&O rates for public company risks are expected to increase by 15% to 50% or higher, while rates for private/not-for-profit risks will increase by 7.5% to 50% or higher.

“Renewals are challenging, with the COVID-19 environment heightening underwriting scrutiny of D&O exposures,” the report said.

Despite the uncertainty brought about by the pandemic, business is being conducted with a strong degree of civility, with insurers granting accommodations, especially in extenuating circumstances, Mr. Peiser said in the report.


Another positive development amid the crisis is the potential creation of a federal backstop for pandemic risk and insurance, he said.

“Pandemic risk is different, and the exploration of solutions should be robust and involve all stakeholders, public and private. But let’s go one step further and include other systemic global challenges and priorities, such as climate change and cyber terrorism,” Mr. Peiser said.

More insurance and risk management news on the coronavirus crisis [here](#).

7 May, 2020

P&C hard market to extend through 2021 due to pandemic – Willis Towers Watson



Author **Komal Nadeem**

Theme **Insurance**

North American commercial insurance buyers will continue to face upward pricing pressure across most lines of business, according to Willis Towers Watson PLC's 2020 Insurance Marketplace Realities report.

The company projects large reductions in insurable values due to the dip in economic activity. It noted that business lines are not yet predicting overall rate cuts, but the ultimate impact of COVID-19 and the economic downturn remains to be seen.

"The pandemic and economic downturn will very likely extend the hard market through 2021, with market discipline continuing as insurers' losses materialize and their investment income deteriorates," said Joe Peiser, Willis Towers Watson's global head of broking.

In the property segment, steep rate hikes continue as underwriters take a critical look at exposures, restricting coverage terms that are already being offered. The company said buyers considered catastrophe-exposed with losses could face rate increases of 30% or more.

In casualty, Willis Towers Watson observed that commercial liability has become more challenging as deteriorating loss trends continue to negatively impact profitability, except in workers' compensation, which remains stable. Its pricing forecast is a 2% decrease to a 2% increase for workers' compensation and a possible increase of 40% or more for umbrella insurance.

The company said the intense hard directors' and officers' market is worsening. Increased underwriting scrutiny of D&O exposures and price firming of primary and excess rates make for challenging renewals, and D&O prices could increase by more than 50%.

"To the frustration and disappointment of some, for the most part, a pandemic is not an insured event," Peiser said. "Nonetheless, this will no doubt be a reputational moment for the insurance industry, to be judged by the extent of which it was perceived to help organizations weather this storm."



FINPRO Public Company D&O Rate Data

May, 2020

For external use



FINPRO PRIMARY PUBLIC COMPANY RATE DATA MAY, 2020

	<u>Primary</u>		<u>Total Program</u>	
<u>Breakdown by Industry Class</u> (Minimum of 3 renewals)⁴	<u>Average</u>	<u>Median</u>	<u>Average</u>	<u>Median</u>
CMT	22.81%	23.57%	63.85%	50.92%
Energy	N/A	60.97%	N/A	28.96%
Financial Institution	62.40%	11.18%	42.18%	22.84%
Healthcare	N/A	25.00%	98.35%	41.04%
Life Sciences/Pharma	46.35%	45.00%	63.01%	61.97%
Manufacturing	18.08%	22.12%	50.77%	53.50%
Real Estate	N/A	N/A	N/A	N/A
Retail/Wholesale/Food/Bev	35.98%	48.56%	51.74%	51.37%
Power/Utility	N/A	N/A	N/A	N/A
Other	32.34%	27.66%	76.62%	47.17%
<u>Breakdown by Primary Carrier</u> (Minimum of 3 renewals)⁵	<u>Average</u>	<u>Median</u>	<u>Average</u>	<u>Median</u>
AIG	21.99%	23.12%	58.77%	25.71%
AXA XL	48.36%	27.69%	46.34%	61.97%
Berkshire	N/A	40.00%	124.44%	90.35%
C.N.A	9.99%	9.99%	20.35%	17.82%
Chubb	18.75%	26.80%	64.71%	47.17%
Sompo	N/A	41.43%	43.05%	45.07%
<u>Lead Side A Rate Change</u>	<u>Average</u>	<u>Median</u>		
	82.05%	44.76%		

FINPRO PRIMARY PUBLIC COMPANY RATE DATA MAY, 2020 – FOOTNOTES

Energy +77.26%

Healthcare +44.00%

Manufacturing +24.44%

5. Primary Carrier

5.66% of primary renewals changed primary carrier in May. AXA XL, Hiscox UK and Sompowrote the new primary business. 36% of May renewals received alternative primary options. The carriers providing competitive primary options were AXA XL, BerkleyPro, Chubb, Hiscox UK, Sompow and Zurich.

6. Change in Total Limits Purchased

13.2% of May renewals reduced their total D&O limits purchased. While 2% of May renewals, increased their total D&O limit.

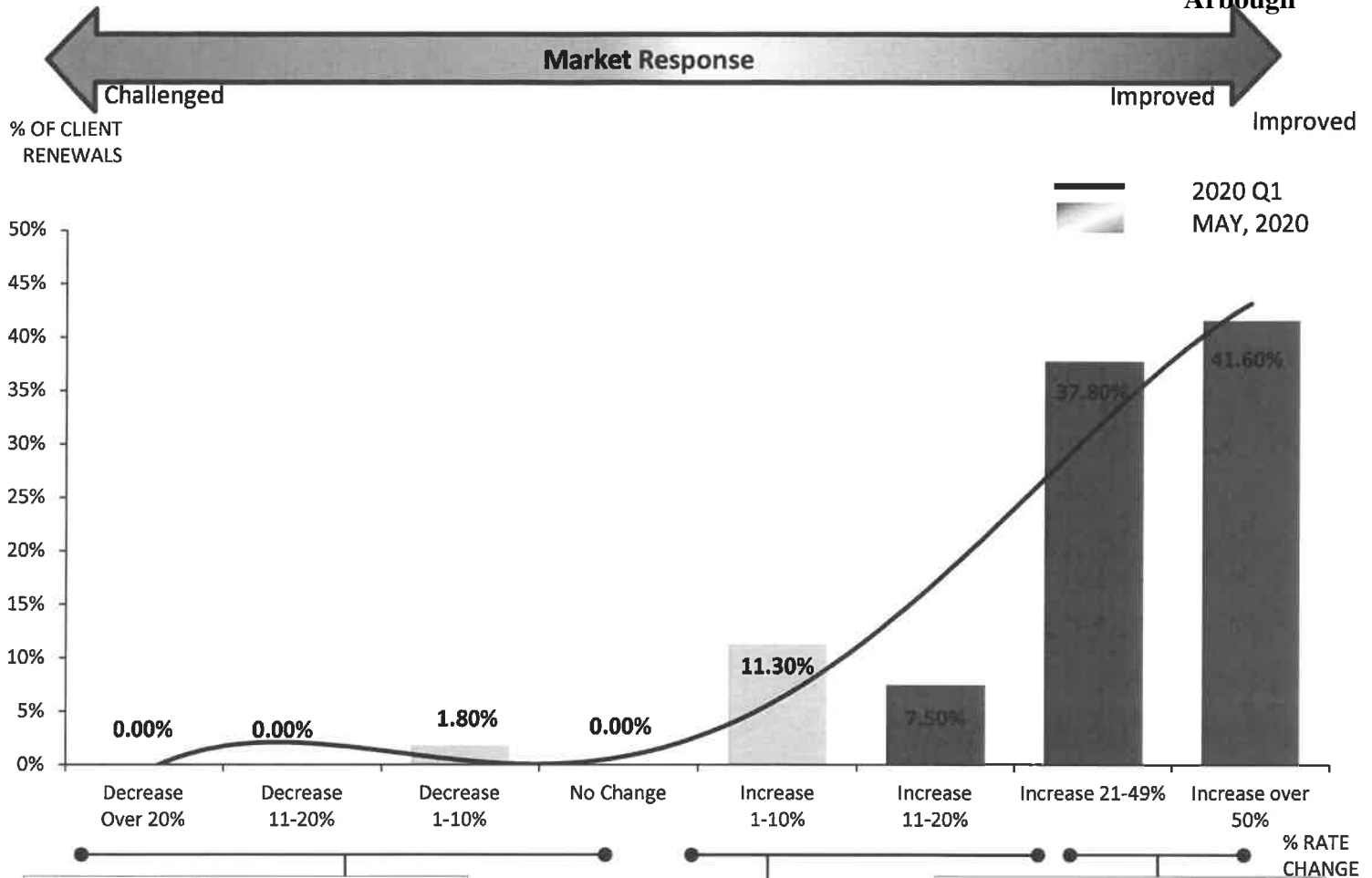
7. Side A Pricing

24.5% of renewals experienced an increase in the lead side A pricing of over 100%. 9.4% of May renewals experienced an increase in the lead side A pricing of over 200%.

8. Prior D&O Claims

9.4% of May accounts have experienced a D&O claim in the past three years. These accounts had an average primary increase of 74.6% and median primary increase of 26.45%. The total program average for accounts with a D&O claim is 95.35% and the total program median is 48.70%.

FINPRO: US PUBLIC CO. D&O RATE TRENDS



Flat to DECREASE Examples

- Challenged risks, with expiring elevated premium levels, that have exhibited sustained improvement.
- Turnaround story i.e. material improvements to the financials and/or operations.
- Survived event crisis unscathed.

Smaller INCREASE Examples

- Loss free track record.
- Consistent financial and operational performance.


Significant INCREASE Examples

- Clients with recent adverse loss experience.
- Poor stock trading performance.
- SEC enforcement action.
- Traditionally challenged risks – e.g., Life Science, IPO, Tech, etc.
- Significant increase in market cap, heavy M&A activity, stock offerings, etc.

MAY 2020 HIGHLIGHTS

- 79.40% of programs experienced a rate increase greater than 20%.
- 98.20% of insureds saw total program rate increases in May, with the most common distribution band change falling in the +50% and over range.
- Total Average rate changes including Commercial and Financial Institution renewals:
 - Primary: +36.28%
 - Total Program: +57.40%

This information includes broad commentary about the public D&O insurance market. Underwriters consider each risk on its own unique merits. Among many factors that may affect an insured's specific outcome are the competitiveness of the current rate, account size, scope of marketing effort, risk quality, data quality, geographic considerations and intangible considerations such as insurer relationships.



**COVID-19 impact to property
and casualty insurance**

Actuarial perspective on 2020 loss
reserves and future pricing

Directors and officers

Stock market volatility and SEC intervention pave the way for more claims

History tells us that any event in which a company's market value decreases could lead to directors and officers (D&O) claims, and the COVID-19 outbreak is likely no different. Executives are acting swiftly to keep up with the latest public health recommendations, such as closing offices and shutting stores, but the situation changes regularly. The US Securities and Exchange Commission (SEC) has already ordered publicly traded companies to file disclosures detailing COVID-19's impact on their operations.

Companies have been faced with many difficult decisions in recent weeks. Questions about when and where to close stores and the feasibility of employees working from home are just a few conundrums on the minds of executives as the disease continues to spread. The way in which companies respond to these challenges could be the basis of future lawsuits. Were they unnecessarily cautious? Did they not do enough? Did they act too soon, or was their response too slow?

The SEC disclosures could directly impact a company's share price, and the risk is that a company's response plan or revised forecast may no longer be feasible just days after publishing, depending on

how the situation develops. If a company then has to revise a plan or forecast, which negatively impacts the share price, would the original disclosure be a wrongful act?

Overall considerations

Time will tell which actions and strategies were correct, and ultimately it may be up to the courts to determine if any of the COVID-19 related market value decreases are the fault of directors and officers. Regardless, it is likely that COVID-19 related D&O claims may arise and insurance companies, at a minimum, will see additional expenses to defend these potential claims.

Similar to other casualty lines, as actuaries approach reserving and pricing analyses it will be important to incorporate time for meaningful dialogue with business partners in claims and underwriting to understand the pace and nature of claims emergence, legal strategies, and underwriting actions.

LOUISVILLE GAS AND ELECTRIC COMPANY

**Response to Joint Supplemental Data Requests of the Attorney General and KIUC
Dated February 5, 2021**

Case No. 2020-00350

Question No. 27

Responding Witness: Christopher M. Garrett

- Q-27. Reference the responses to AG-KIUC DR 1-87, DR-1-89 and Attachment to Response to AG-KIUC DR 1-93 pp. 3-4. Confirm that the AGA's receipt identifies only sums spent or to be spent on lobbying, and fails to indicate the sums EEI spends on (i) regulatory advocacy; and (ii) public relations.
- A-27. LG&E assumes this request intends to refer to AGA, not EEI. The AGA's invoice identifies the portion of dues allocable to lobbying as defined by the Budget Reconciliation Act of 1993. The AGA further identifies a break out of dues by operating expense category, which LG&E provided in response to AG-KIUC 1-88.

LOUISVILLE GAS AND ELECTRIC COMPANY

**Response to Joint Supplemental Data Requests of the Attorney General and KIUC
Dated February 5, 2021**

Case No. 2020-00350

Question No. 28

Responding Witness: N/A

Q-28. [THIS REQUEST INTENTIONALLY LEFT BLANK IN ORDER TO
MAINTAIN NUMBERING WITH CASE NO. 2020-00349]

A-28. N/A

LOUISVILLE GAS AND ELECTRIC COMPANY

**Response to Joint Supplemental Data Requests of the Attorney General and KIUC
Dated February 5, 2021**

Case No. 2020-00350

Question No. 29

Responding Witness: N/A

Q-29. [THIS REQUEST INTENTIONALLY LEFT BLANK IN ORDER TO
MAINTAIN NUMBERING WITH CASE NO. 2020-00349]

A-29. N/A

LOUISVILLE GAS AND ELECTRIC COMPANY

**Response to Joint Supplemental Data Requests of the Attorney General and KIUC
Dated February 5, 2021**

Case No. 2020-00350

Question No. 30

Responding Witness: N/A

Q-30. [THIS REQUEST INTENTIONALLY LEFT BLANK IN ORDER TO
MAINTAIN NUMBERING WITH CASE NO. 2020-00349]

A-30. N/A

LOUISVILLE GAS AND ELECTRIC COMPANY

**Response to Joint Supplemental Data Requests of the Attorney General and KIUC
Dated February 5, 2021**

Case No. 2020-00350

Question No. 31

Responding Witness: N/A

Q-31. [THIS REQUEST INTENTIONALLY LEFT BLANK IN ORDER TO
MAINTAIN NUMBERING WITH CASE NO. 2020-00349]

A-31. N/A

LOUISVILLE GAS AND ELECTRIC COMPANY

**Response to Joint Supplemental Data Requests of the Attorney General and KIUC
Dated February 5, 2021**

Case No. 2020-00350

Question No. 32

Responding Witness: N/A

Q-32. [THIS REQUEST INTENTIONALLY LEFT BLANK IN ORDER TO
MAINTAIN NUMBERING WITH CASE NO. 2020-00349]

A-32. N/A

LOUISVILLE GAS AND ELECTRIC COMPANY

**Response to Joint Supplemental Data Requests of the Attorney General and KIUC
Dated February 5, 2021**

Case No. 2020-00350

Question No. 33

Responding Witness: N/A

Q-33. [THIS REQUEST INTENTIONALLY LEFT BLANK IN ORDER TO
MAINTAIN NUMBERING WITH CASE NO. 2020-00349]

A-33. N/A

LOUISVILLE GAS AND ELECTRIC COMPANY

**Response to Joint Supplemental Data Requests of the Attorney General and KIUC
Dated February 5, 2021**

Case No. 2020-00350

Question No. 34

Responding Witness: N/A

Q-34. [THIS REQUEST INTENTIONALLY LEFT BLANK IN ORDER TO
MAINTAIN NUMBERING WITH CASE NO. 2020-00349]

A-34. N/A

LOUISVILLE GAS AND ELECTRIC COMPANY

**Response to Joint Supplemental Data Requests of the Attorney General and KIUC
Dated February 5, 2021**

Case No. 2020-00350

Question No. 35

Responding Witness: Robert M. Conroy

Q-35. Confirm that on January 20, 2021, Edison Electric Institute (“EEI”) issued a press release⁶ stating that the organization, “welcome[s] the Biden administration's initial actions on climate change, including rejoining the Paris Agreement.”

A-35. Confirmed.

⁶ https://energycentral.com/news/edison-electric-institute-supports-biden-administration-executive-orders-climate-change-and?utm_medium=eNL&utm_campaign=DAILY_NEWS&utm_content=0&utm_source=2021_01_25

LOUISVILLE GAS AND ELECTRIC COMPANY

**Response to Joint Supplemental Data Requests of the Attorney General and KIUC
Dated February 5, 2021**

Case No. 2020-00350

Question No. 36

Responding Witness: Robert M. Conroy / Christopher M. Garrett

- Q-36. Reference the Attachment to AG-KIUC DR-1-93, pp. 13-14. Confirm that while EEI's invoice to the Companies indicates the amounts EEI spends on "lobbying" it nonetheless fails to indicate the sums EEI spends on (i) regulatory advocacy; and (ii) public relations.⁷
- A-36. As an initial matter, the Companies disagree with the data request's characterization of "legislative advocacy," "regulatory advocacy," and "public relations" as inappropriate "Covered Activities" or that inquiries using these terms are relevant. This definition is based on the "NARUC Reporting Requirement" document the Companies provided in response to PSC 3-44 and PSC 3-40 in Case Nos. 2003-00433 and 2003-00434. The document appears to have been developed by NARUC's "Committee on Utility Association Oversight," which NARUC dissolved in 2000.⁸ This request seeks information related to a position by NARUC that was discontinued nearly 20 years ago.

Beginning in 2007, EEI no longer prepared the breakout of activities by NARUC category that includes the "Covered Activities." EEI's calculation of the percentages that are considered "influencing legislation" now are based upon the Lobbying Disclosure Act ("LDA") Lobbying Report and the IRS Form 990. In calculating the lobbying percentages EEI applies a broader definition than is contained in the LDA, but that is consistent with Section 6033(b)8 of the Internal Revenue Code, which covers contact with federal, state, and local officials, as well as grassroots lobbying. See also the response to Question No. 42.

⁷ For purposes of these data requests, the three terms "legislative advocacy," "regulatory advocacy," and "public relations" are hereinafter collectively referred to as "Covered Activities."

⁸ A NARUC Board of Directors resolution disbanding the Committee on Utility Association Oversight is attached.

Resolution Regarding Discontinuation of the Committee on Utility Oversight

WHEREAS, The Committee on Utility Association Oversight (Committee) was established on July 30, 1986; and

WHEREAS, There was a concern that utility association costs were being recovered from utility ratepayers but, were not subject to regulatory review; and

WHEREAS, The Committee was charged with the responsibility of reviewing the costs of the utility associations; and

WHEREAS, The utility associations included: the Edison Electric Institute (EEI), the American Gas Association (AGA), the United States Telephone Association (USTA), and the Committee for Energy Awareness (CEA); and

WHEREAS, The utility associations agreed to provide annual reports with twelve categories of costs and audited financial statements to the Committee who, in turn, would distribute the reports to the state commissions; and

WHEREAS, The Staff subcommittee on Accounts (SSOA) was directed to review these reports to ensure that they are consistent with the objectives of the Committee; and

WHEREAS, In its vote of October 1999, the Committee on Utility Association Oversight indicated that the Committee's primary objectives have been accomplished, and the Committee voted to dissolve, with further review of the Associations to be conducted by the Committee on Finance

and Technology; and

WHEREAS, The nature of regulation has changed significantly since the inception of the Committee and reevaluation of use of state commission resources is appropriate; *now therefore be it*

RESOLVED, That the Board of Directors of the National Association of Regulatory Utility Commissioners (NARUC) convened in its March 2000 Winter Meeting in Washington, D.C., will no longer require an annual review of the utility association reports by the SSOA. Instead, reviews will be conducted on a random basis; *and be it further*

RESOLVED, The Committee will be disbanded and future review of utility associations will come under the purview of the Committee on Finance and Technology.

Sponsored by the Committee on Finance and Technology and
the Committee on Utility Association Oversight
Adopted by the NARUC Board of Directors, March 8, 2000.

LOUISVILLE GAS AND ELECTRIC COMPANY

**Response to Joint Supplemental Data Requests of the Attorney General and KIUC
Dated February 5, 2021**

Case No. 2020-00350

Question No. 37

Responding Witness: Robert M. Conroy / Christopher M. Garrett

- Q-37. Confirm that the Companies are refusing to disaggregate the amount of ratepayer-funded EEI dues associated with Covered Activities.
- A-37. The Companies are not refusing to disaggregate this information; the Companies are simply not aware of the specific breakdown of how EEI spends the dues it collects beyond the information EEI provides in its invoices. This request seeks information related to an out-of-date position by NARUC that was discontinued nearly 20 years ago. See the response to AG-KIUC 1-93. See also the response to Question Nos. 36 and 42 regarding the NARUC operating categories and audit. The Companies excluded the appropriate amount of unrecoverable dues based on the information provided from EEI, which is the same approach the Commission approved in Case No. 2020-00174 in January 2021.⁹

⁹ *Electronic Application of Kentucky Power Company for (1) a General Adjustment of its Rates for Electric Service; (2) Approval of Tariffs and Riders; (3) Approval of Accounting Practices to Establish Regulatory Assets and Liabilities; (4) Approval of a Certificate of Public Convenience and Necessity; and (5) All Other Required Approvals and Relief, Case No. 2020-00174, Order at 21 (Ky. PSC January 13, 2021).*

LOUISVILLE GAS AND ELECTRIC COMPANY

**Response to Joint Supplemental Data Requests of the Attorney General and KIUC
Dated February 5, 2021**

Case No. 2020-00350

Question No. 38

Responding Witness: Robert M. Conroy / Christopher M. Garrett

- Q-38. Provide a breakout of the total amount of ratepayer-funded dues EEI has collected from all member companies by year, for each year since 2005.
- A-38. The Companies do not have this information.

LOUISVILLE GAS AND ELECTRIC COMPANY

**Response to Joint Supplemental Data Requests of the Attorney General and KIUC
Dated February 5, 2021**

Case No. 2020-00350

Question No. 39

Responding Witness: Christopher M. Garrett

Q-39. Provide the total amount of ratepayer-funded dues the Companies paid EEI by year, for each year since 2005.

A-39. The total amount of dues LG&E charged above-the-line for each year since 2005 is shown below. Whether LG&E recovered the EEI dues shown below is a function of the test period for and timing of the rate cases over this 16 year period.

<u>Year</u>	<u>Amount</u>
2020	\$311,648
2019	\$294,052
2018	\$290,615
2017	\$297,981
2016	\$290,386
2015	\$247,324
2014	\$211,938
2013	\$206,406
2012	\$201,986
2011	\$211,336
2010	\$265,999
2009	\$255,326
2008	\$307,231
2007	\$246,679
2006	\$216,900
2005	\$165,759

LOUISVILLE GAS AND ELECTRIC COMPANY

**Response to Joint Supplemental Data Requests of the Attorney General and KIUC
Dated February 5, 2021**

Case No. 2020-00350

Question No. 40

Responding Witness: Robert M. Conroy / Christopher M. Garrett

- Q-40. Has EEI's level of funding for Covered Activities decreased, or increased since the last NARUC audit?
- A-40. The Companies do not know if EEI's level of funding for Covered Activities has increased or decreased since the last NARUC audit as EEI no longer prepares a breakout of its activities by these discontinued NARUC categories. See the response to Question Nos. 36 and 42.

LOUISVILLE GAS AND ELECTRIC COMPANY

**Response to Joint Supplemental Data Requests of the Attorney General and KIUC
Dated February 5, 2021**

Case No. 2020-00350

Question No. 41

Responding Witness: Robert M. Conroy / Christopher M. Garrett

- Q-41. Confirm that the amount of ratepayer-funded dues EEI collected in 2020 from all member companies exceeded the amount it collected in 2005.
- A-41. See the response to Question No. 38.