

KENTUCKY UTILITIES COMPANY
CWIP SPEND - YTD - REGULATORY ACCOUNTING
DECEMBER 2019

<u>Project Number</u>	<u>Project Description</u>	<u>CWIP Spend</u>
160772	GH Video Equipment Repl19	28,619.09
160776KU	TC WET PIT LIFT STATION UPGD	36,767.77
160778KU	TC 0B FLYASH AC MOTOR REWIND	9,990.91
160780	GH 2M1 Coal Belt Scale	52,424.61
160783	GH 2M2 Coal Belt Scale	50,041.98
160784	GH 3N4 Coal Belt Scale	54,770.73
160785	GH 4N4 Coal Belt Scale	61,580.07
160788	GH 2-B Wet Ash Crusher Repl19	78,731.19
160789	GH 3-1 Main Cond Vac Pmp 19	155,085.00
160790	GH 4D Forklift Repl 19	78,290.22
160795	CR7 PLANT VEHICLE KU	36,934.37
160803KU	TC CT REBUILD EXHST DUCT 5of6	239,003.70
160807	BR Outside Mtn UTV Repl	22,909.92
160808	BR Bleach Storage Tank Repl	14,946.79
160809	GH CCR Bottom Ash Rd Concrete	223,943.24
160811 KU	CR7 Emerson Start KU	325,879.84
160814KU	TC CT TURNING GEAR REFURB 2019	32,613.58
160819	LEXOC Purch Leased Truck	23,703.85
160820	BRCT6 & CT7 Flux Probe Install	28,377.25
160822K	Work at Home Phase 2 K	42,766.99
160844	POTH-Test Lab DFR Addition - K	12,448.70
160847KU	GS SL Coal Mstr Ash Anlizr K	114,769.45
160849	BR Operator's Chairs	29,616.64
160862K	CS Monitors 2019 K	12,826.06
160884	E-TOWN SR PARKING LOT DRAINAGE	14,490.72
160886	PINEVILLE DUMPSTER PAD	15,070.69
160887KU	TC CT SITE HVAC REPLACEMENT	42,840.32
160889	BR3 Hydrogen Seals Repl	2,978.76
16088OKU	LGE CTR UPS BATTERY - KU	4,202.52
160891	SOMERSET BO RENOV PHS II	189,717.52
160892	SOMERSET POLEYARD GATE	79,713.88
160895KU	BOC SEC MONITORING CTR RELO K	16,221.00
160911KU	TC2 BOILER WATER WALL PANELS	148,352.42
160913	BRCT 6&7 HVAC Repl	16,885.92
160915	GH 2-3 ME Chevron Replacement	68,030.30
160916	GH 2-1 Station Air Compressor	50,765.86
160917	GH Excavator Repl 19	295,146.89
160919	Elk Creek Direct Bury 2019	193,947.44
160926	TEP-Bardstown 69kV Cap Bank	77,067.42
160931	KU FLATBED TRAILER	10,603.34
160933	TC LAND PURCH MCCUTCHEON KU	-
160937	2019 NOR Ranger/Trailer	33,748.66
160957KU	SIMP TCC FITNESS FLR K	16,420.01
160964	Leb- South Switch Station-Land	4,566.30
160969KU	TC ALL TERRAIN FORKLIFT	60,722.32
160975	BR Roadway Entrance Lights	36,331.08
160976	GH3 Precip LED Lighting	106,570.70
160978	GH4 Precip LED Lighting	108,036.78
160979	GH Battery Operated Hytorc	11,775.48
160980	GH1 Spare Ash Sluice Pmp Rbld	17,947.75
160981	GH Boiler Access Equipment	137,973.13
160982	GH3 PA Fan Silencers Rpl	145,510.27
160983	GH4 PA Fan Silencers Rpl	152,659.82
160984	GH3 Wet Ash Hopper Repl20	136,054.58
160985	GH 3-4 Mill Motor Rotor Repl	46,709.10
160986	GH Spare FGD Agitator Shafts	133,056.00
160988	GH2 ID Fan Expansion Jt Repl	74,258.69
160991	Earlington Facility Imp	5,782.58

KENTUCKY UTILITIES COMPANY
CWIP SPEND - YTD - REGULATORY ACCOUNTING
DECEMBER 2019

<u>Project Number</u>	<u>Project Description</u>	<u>CWIP Spend</u>
161003 KU	CR7 ICM Expansion 2019 KU	52,978.27
161003KU	TC2 TURBINE KU REPL HP INLET	1,264.36
161004KU	TC2 KU TURB RESEAL LPA & LPB	822,902.51
161005KU	BUS/ECON DEV OFF RECONF KU	8,253.52
161012	PAR-Frankfort - Line 613-625	56,406.00
161013KU	TC WIRELESS SENSOR INSTALL	37,376.83
161015	GH3 FGD INLET DUCT INSUL REPL	103,448.68
161018	Toyota North Relay Replacement	9,506.15
161020	REL-Midway-W Lexington MOS	6,007.64
161032	Pineville Telecom Shed Relo	25,080.54
161033	PINEVILLE TELECOM EQ BLDG	101,060.07
161034	GH3-3 Recycle Pump Impell Repl	73,030.04
161035	MFIELD OPS TC EL SUBPANEL	17,132.68
161036	MFIELD PARKING LOT LED LIGHT	22,512.06
161046KU	Simp FitnessMech SecurityKU	12,551.85
161051	GH Diesel Gen Test Load Bank	26,541.73
161052	GH Front Loader	424,426.74
161054	SIMPSONVILLE TCC DRAINAGE	13,052.39
161058 KU	CR7 Evap Cooling Pipe Repl KU	70,474.02
161061	ROAD PURCHASE FOR EARL OPS	2,704.54
161068	Tandem Trailer 76" by 12'	15,075.12
161070	GH 2-3 Stack Merc Trap Replace	58,418.65
161073	BR LAND PURCH CAREY LAND	4,935.00
161078	GH3-4 FGD Agitator Shaft Repl	21,284.16
161084	Earlington OPS Mtr Shop Window	5,693.05
161088	GH VACUUM/HYDRO TRUCK	450,030.14
161089	DSP Versailles Bypass Sub	29,087.48
161091	BR FGD Absorber Tile Repl	270,026.46
161092	GH 3-1 Water Well Pump Rebuild	31,987.37
161093	GH Contractor Transportation	83,913.01
161094	GH3-2 FGD Agitator Shaft Repl	24,384.50
161095	GH Water Truck CCR 2019	118,236.97
161096	GH CCR Skid Steer 2019	81,642.49
161097	GH2-1 PA FAN FOUND/SHAFT UPGR	107,200.76
161098	GH2-2 PA FAN FOUND/SHAFT UPGR	102,054.02
161099	GH2-1 FGD Inlet Insul Repl	75,984.59
161100	Shelbyville SR DrainageReplace	7,572.41
161101	G-town Entry and Card Reader	9,129.44
161102	Danville DriveThru Card Reader	7,329.08
161103	GH Wireless Vib Mon Equip	34,316.71
161104KU	TC GYPSUM LOADOUT TRANSFORMER	9,820.98
161106 KU	CR7 Raw Water Pump A 2019 KU	3,371.32
161109	Danville Drainage Replacement	15,144.82
161113KU	STT Jib Crane KU	8,514.28
161115	GH3 HY-PRO ES CONTAM REM SKID	41,895.81
161120	GH Utility Crew Cab Vehicles	215,505.51
161126	GH2 HY-PRO ES CONTAM REM SKI	41,598.38
161127	GH Gener Flux Probe Monitor	20,092.57
161130	Oce Plotwave 365 Printer-KU	15,357.30
161131	GH Spare RSCC Flushing Pump	27,290.87
161132	GH BAND SAW - SMM SHOP 2019	6,854.96
161134	GH TRENCH & SHORE BOXES	41,154.25
161135	GH1/2 F ASH AIR COMPRESS ENCL	66,680.33
161136	DSS Lighting & Heat Upgrade	22,223.83
161142	GH 1A Conveyor Belt Repl	18,457.66
161144	PINEVILLE CABINETS/FLOORING	26,210.02
161146KU	TC2 FINAL RH LEAD INLET LEG	24,345.31
161148	PINEVILLE HALLWAY UPGRADE	32,030.51

KENTUCKY UTILITIES COMPANY
CWIP SPEND - YTD - REGULATORY ACCOUNTING
DECEMBER 2019

<u>Project Number</u>	<u>Project Description</u>	<u>CWIP Spend</u>
161149	Etown Transm Yard Replacement	14,389.33
161153 KU	C KUR7 Emerson TREX Commun KU	13,611.02
161155 KU	PR13 CEMS Data Controller KU	7,083.21
161158	STONE RD GATE AND PAD	31,899.71
161159	EAROC 2019 Dump Trailer	8,114.87
161163KU	Simpsonville Canopy K	14,510.44
161166KU	Env Merc Analyzr KU	41,062.63
161169KU	Env MAPS Jun Box KU	16,533.51
161178	Ice House Renovation	31,149.59
161199	Failed Eastview XFRMR Rewind	205,157.77
161209	NORTON SHED LIGHTING/HEAT	26,275.78
161211	Earlington Concrete Ramp	9,358.59
161213	Eddyville Dumpster Pads	467.83
161215	GH1 DRAIN TANK ASBESTOS REM/IN	16,310.17
161218	GH CCR Pipe Conv & Trk Unl	938.19
161235	CS Hybrid & Electrics 2019 KU	112,845.23
161236KU	GS CDM TCA Switch KU	14,316.79
161239	KUGO EL/HYB CARS & CHARG ST	12,281.76
161253	London Staging Roof Replace	25,050.91
161254KU	SUPPLY CHAIN RECONFIG KU	1,884.40
161261	Richmond Storeroom Asphalt Lot	54,085.90
161267	GH Coal Sample Building	15,714.03
161271	DX Crane Walkway Repl	14,740.84
161275	GH Portable Welding Machines	28,217.73
161281	GH Maintenance Truck Repl19	36,615.08
161293	Drainage Replacement Etown	7,345.99
161304	CR7 WARRANTY KU	209,346.74
161314	Pineville Lay Down Yard	48,653.45
162170	SCM2019 KU LEGACY ARRST REPL	275,374.53
162172	SCM 2019 KU WOOD POLE SUB UPG	276,827.20
162GH	GH3-1 LPSW TWS REBUILD19	291,762.51
163000	DANOC Pole Trailer 2019	20,065.60
163001	ELIOC Pole Trailer 2019	19,380.95
163003	LONOC ATV Trailer 2019	10,100.99
163004	LONOC Utility Trailer 2019	33,390.68
163005	PINOC JD Utility Tractor	38,915.72
163011	SIO Fuse Savings KU	135,824.33
163013	SIO Rel KU UG FCI Install	1,673,311.37
163020	Ckt 2209 Columbia S #6 CU	17,465.42
163021	Ckt 2215 Lebanon S City Conn	117,929.80
163022	DSP Beech Creek 4kV to 12kV	29,200.46
163023	DSP Beechmont 4kV to 12kV	21,498.68
163024	DSP Madisonville E Municipal	27,260.24
163025	DSP American Ave Ckt 0008	36,435.75
163029	Whitley City 0576 13.2-12.4kV	67,141.45
163030	Aisin Ckt 4618 to Fariston Ind	278,037.11
163031	Williamsburg S Ckt 0227 Upg	49,943.42
163034	Ckt 4704 Strawberry Patch Relo	120,204.27
163035	Ckt 0690 Dwina Rebuild	413,219.67
163038	Deer Branch Ckt 0320 Relo	212,077.92
163039	Middlesboro 1 Ckt 0366 Alt	98,317.78
163042	Middlesboro 2 Ckt 355 to 364	110,568.96
163044	Irvine/Dark Hollow Tie	566,519.67
163045	Reconductor Irvine Broadway	209,829.13
163048	DSP Fairfield Distribution	484,808.67
163049	DSP LaGrange East Distribution	692,048.98
188GH	GH2 SOFA Exp Jts Main Duct Rpl	23,308.09
18PITP156	Earlington PITP 2018	2,898.76

KENTUCKY UTILITIES COMPANY
CWIP SPEND - YTD - REGULATORY ACCOUNTING
DECEMBER 2019

<u>Project Number</u>	<u>Project Description</u>	<u>CWIP Spend</u>
18PITP216	Danville PITP 2018	26,170.77
18PITP236	Richmond PITP 2018	2,298.61
18PITP246	Elizabethtown PITP 2018	13,914.22
18PITP315	Lexington PITP 2018	116,229.27
18PITP366	Maysville PITP 2018	(3,141.85)
18PITP416	Pineville PITP 2018	(33,492.37)
18PITP426	London PITP 2018	-
18PITP766	Norton PITP 2018	11,665.89
18TOOL216	Danville Cap Tools 2018	0.00
18TOOL315	Lexington Cap Tools 2018	(81.29)
18XMUB216	2018 XM Underbuild DANOC	18,959.16
18XMUB236	2018 XM Underbuild RICOC	(12,388.79)
18XMUB256	2018 XM Underbuild SHEOC	(4,554.38)
18XMUB315	2018 XM Underbuild LEXOC	19,597.33
194GH	GH3 Cooling Tower ComplRebuild	1,067,710.15
19CAPS246	KU ELIOC Dist Capacitors 2019	22,253.87
19CAPS315	KU Lex Dist Capacitors 2019	12,449.51
19PITP156	EARLINGTON PITP 2019	186,904.10
19PITP216	DANVILLE PITP 2019	795,717.37
19PITP236	RICHMOND PITP 2019	13,419.95
19PITP246	ELIZABETHTOWN PITP 2019	414,347.88
19PITP315	LEXINGTON PITP 2019	3,216,213.61
19PITP366	MAYSVILLE PITP 2019	2,328,424.47
19PITP416	PINEVILLE PITP 2019	200,991.38
19PITP426	LONDON PITP 2019	767,741.49
19PITP766	NORTON PITP 2019	1,072,053.78
19TOOL156	Earlington Cap Tools 2019	16,249.42
19TOOL216	Danville Cap Tools 2019	59,017.07
19TOOL236	Richmond Cap Tools 2019	29,576.63
19TOOL246	Elizabethtown Cap Tools 2019	42,658.92
19TOOL256	Shelbyville Cap Tools 2019	34,218.24
19TOOL315	Lexington Cap Tools 2019	110,518.77
19TOOL366	Maysville Cap Tools 2019	31,459.19
19TOOL416	Pineville Cap Tools 2019	14,578.20
19TOOL426	London Cap Tools 2019	56,610.18
19XMUB156	2019 XM Underbuild EAROC	449,273.50
19XMUB216	2019 XM Underbuild DANOC	334,241.05
19XMUB236	2019 XM Underbuild RICOC	1,156,410.99
19XMUB246	2019 XM Underbuild ELIOC	29,157.44
19XMUB256	2019 XM Underbuild SHEOC	396,542.20
19XMUB315	2019 XM Underbuild LEXOC	376,900.41
19XMUB366	2019 XM Underbuild MAYOC	41,244.16
19XMUB416	2019 XM Underbuild PINOC	540,501.42
209GH	GH3 SCR Exp Joint Repl	216,273.10
220GH	GH4 Cooling Tower ComplRebuild	2,008,092.93
238GH	GH4 SCR Exp Joint Repl	333,426.54
23GH	GH 25kV A&B Bus Brker Comp Rpl	10,005.27
27GH	GH 3&4 Restrooms & Ops Hut	193,576.07
3GH	GH 1&2 Restrooms & Ops Hut	148,592.96
45GH	GH 4-2 CWP Major Overhaul19	169,751.03
48GH	GH Barge Unloader DC Drive Rpl	167,242.20
4GH	GH 1/2 Bromination Upgrade	5,678.63
57GH	GH1 Air Dryer Replacment	40,494.13
64GH	GH DCS Cyber Security Upgrd	(660.48)
71GH	GH1 FGD Recycle Pump Gearbox19	130,254.38
72GH	GH4 FGD Recycle Pump Gearbox19	134,593.46
73GH	GH3 FGD Recycle Pump Gearbox19	131,830.99
75GH	GH Gyp Farm Redundant Elec Sys	48,533.80

KENTUCKY UTILITIES COMPANY
CWIP SPEND - YTD - REGULATORY ACCOUNTING
DECEMBER 2019

<u>Project Number</u>	<u>Project Description</u>	<u>CWIP Spend</u>
78GH	GH CCR Prod Support Truck Repl	32,357.20
83GH	GH LS 0-2 Mill Gearbox	421,693.97
84GH	GH LS 0-3 Mill Gearbox	415,887.01
99GH	GH3 Recycle Pmp ImpellerRefurb	100,541.05
CCAPR156	Capital CAP/REG/RECL - 011560	138,586.19
CCAPR216	Capital CAP/REG/RECL - 012160	158,986.15
CCAPR236	Capital CAP/REG/RECL - 012360	44,188.66
CCAPR246	Capital CAP/REG/RECL - 012460	125,446.92
CCAPR256	Capital CAP/REG/RECL - 012560	49,468.92
CCAPR315	Capital CAP/REG/RECL - 013150	548,822.09
CCAPR366	Capital CAP/REG/RECL - 013660	118,582.59
CCAPR416	Capital CAP/REG/RECL - 014160	265,171.03
CCAPR426	Capital CAP/REG/RECL - 014260	285,926.58
CCAPR766	Capital CAP/REG/RECL - 017660	71,452.95
CEMTR582	KU Electric Meters - 015820	1,208,174.86
CKM022419	KU MAJOR STORM-022419	34,650.82
CKM031419	KU MAJOR STORM-031419	128,972.03
CKM040318	KU MAJOR STORM-040318	99,852.98
CKM041219	KU MAJOR STORM-041219	32,164.36
CKM062319	KU MAJOR STORM-062319	103,781.49
CKM111418	KU MAJOR STORM-111418	20,081.79
CKM120918	KU MAJOR STORM-120918	2,846.99
CKYTCR156	KYTC Reimb Earlington	93,580.35
CKYTCR216	KYTC Reimb Danville	15,323.68
CKYTCR246	KYTC Reimb Elizabethtown	31,418.09
CKYTCR315	KYTC Reimb Lexington	191,535.15
CKYTCR416	KYTC Reimb Pineville	48,162.00
CKYTCR426	KYTC Reimb London	204,917.30
CLEDC216	CRCST LED Conversion DANOC	119,509.17
CNBCD156O	NB Comm OH - 011560	350,731.88
CNBCD156U	NB Comm UG - 011560	69,430.17
CNBCD216O	NB Comm OH - 012160	382,180.73
CNBCD216U	NB Comm UG - 012160	187,935.68
CNBCD236O	NB Comm OH - 012360	375,375.30
CNBCD236U	NB Comm UG - 012360	364,657.01
CNBCD246O	NB Comm OH - 012460	279,456.40
CNBCD246U	NB Comm UG - 012460	126,384.48
CNBCD256O	NB Comm OH - 012560	493,427.77
CNBCD256U	NB Comm UG - 012560	460,013.98
CNBCD315O	NB Comm OH - 013150	1,039,634.90
CNBCD315U	NB Comm UG - 013150	1,962,687.00
CNBCD366O	NB Comm OH - 013660	500,773.04
CNBCD366U	NB Comm UG - 013660	288,804.50
CNBCD416O	NB Comm OH - 014160	283,889.53
CNBCD416U	NB Comm UG - 014160	52,698.74
CNBCD426O	NB Comm OH - 014260	283,222.58
CNBCD426U	NB Comm UG - 014260	141,918.98
CNBCD766O	NB Comm OH - 017660	183,464.57
CNBCD766U	NB Comm UG - 017660	56,145.73
CNBRD156O	NB Resid OH - 011560	748,070.29
CNBRD156U	NB Resid UG - 011560	255,095.55
CNBRD216O	NB Resid OH - 012160	315,240.73
CNBRD216U	NB Resid UG - 012160	245,469.61
CNBRD236O	NB Resid OH - 012360	364,256.09
CNBRD236U	NB Resid UG - 012360	471,975.58
CNBRD246O	NB Resid OH - 012460	255,776.87
CNBRD246U	NB Resid UG - 012460	320,168.81
CNBRD256O	NB Resid OH - 012560	312,163.13

KENTUCKY UTILITIES COMPANY
CWIP SPEND - YTD - REGULATORY ACCOUNTING
DECEMBER 2019

<u>Project Number</u>	<u>Project Description</u>	<u>CWIP Spend</u>
CNBRD256U	NB Resid UG - 012560	282,259.12
CNBRD315O	NB Resid OH - 013150	891,073.20
CNBRD315U	NB Resid UG - 013150	2,367,893.86
CNBRD366O	NB Resid OH - 013660	490,443.14
CNBRD366U	NB Resid UG - 013660	265,435.55
CNBRD416O	NB Resid OH - 014160	499,867.54
CNBRD416U	NB Resid UG - 014160	56,387.17
CNBRD426O	NB Resid OH - 014260	400,984.69
CNBRD426U	NB Resid UG - 014260	202,395.75
CNBRD766O	NB Resid OH - 017660	268,541.82
CNBRD766U	NB Resid UG - 017660	80,973.72
CNBSV156O	NB Elect Serv OH - 011560	441,307.88
CNBSV156U	NB Elect Serv UG - 011560	440,012.04
CNBSV216O	NB Elect Serv OH - 012160	430,009.63
CNBSV216U	NB Elect Serv UG - 012160	535,658.28
CNBSV236O	NB Elect Serv OH - 012360	331,752.79
CNBSV236U	NB Elect Serv UG - 012360	542,361.63
CNBSV246O	NB Elect Serv OH - 012460	485,105.98
CNBSV246U	NB Elect Serv UG - 012460	420,148.53
CNBSV256O	NB Elect Serv OH - 012560	159,251.67
CNBSV256U	NB Elect Serv UG - 012560	467,885.97
CNBSV315O	NB Elect Serv OH - 013150	836,112.51
CNBSV315U	NB Elect Serv UG - 013150	2,009,697.99
CNBSV366O	NB Elect Serv OH - 013660	308,207.57
CNBSV366U	NB Elect Serv UG - 013660	250,885.56
CNBSV416O	NB Elect Serv OH - 014160	284,452.25
CNBSV416U	NB Elect Serv UG - 014160	108,412.04
CNBSV426O	NB Elect Serv OH - 014260	344,739.60
CNBSV426U	NB Elect Serv UG - 014260	370,680.50
CNBSV766O	NB Elect Serv OH - 017660	157,303.48
CNBSV766U	NB Elect Serv UG - 017660	97,227.94
CPBWK156	EI Public Works - 011560	7,428.33
CPBWK216	EI Public Works - 012160	0.00
CPBWK236	EI Public Works - 012360	914.57
CPBWK246	EI Public Works - 012460	40,828.38
CPBWK256	EI Public Works - 012560	251,520.33
CPBWK315	EI Public Works - 013150	351,204.97
CPBWK366	EI Public Works - 013660	6,341.65
CPBWK416	EI Public Works - 014160	159,432.82
CPBWK426	EI Public Works - 014260	989.42
CPBWK766	EI Public Works - 017660	40,390.63
CRCST156	Cust Requested - 011560	105,016.73
CRCST216	Cust Requested - 012160	168,469.05
CRCST236	Cust Requested - 012360	66,675.25
CRCST246	Cust Requested - 012460	(24,582.69)
CRCST256	Cust Requested - 012560	94,797.93
CRCST315	Cust Requested - 013150	800,748.48
CRCST366	Cust Requested - 013660	30,669.06
CRCST416	Cust Requested - 014160	253,688.66
CRCST426	Cust Requested - 014260	137,813.81
CRCST766	Cust Requested - 017660	53,013.02
CRDD156O	Capital Rep Def OH - 011560	1,005,018.26
CRDD156U	Capital Rep Def UG - 011560	22,620.03
CRDD216O	Capital Rep Def OH - 012160	188,749.67
CRDD216U	Capital Rep Def UG - 012160	22,088.36
CRDD236O	Capital Rep Def OH - 012360	222,290.24
CRDD236U	Capital Rep Def UG - 012360	18,955.78
CRDD246O	Capital Rep Def OH - 012460	112,819.03

KENTUCKY UTILITIES COMPANY
CWIP SPEND - YTD - REGULATORY ACCOUNTING
DECEMBER 2019

<u>Project Number</u>	<u>Project Description</u>	<u>CWIP Spend</u>
CRDD246U	Capital Rep Def UG - 012460	8,831.35
CRDD256O	Capital Rep Def OH - 012560	64,391.37
CRDD256U	Capital Rep Def UG - 012560	7,671.14
CRDD315O	Capital Rep Def OH - 013150	1,193,832.45
CRDD315U	Capital Rep Def UG - 013150	495,327.04
CRDD366O	Capital Rep Def OH - 013660	175,694.93
CRDD366U	Capital Rep Def UG - 013660	31,132.35
CRDD416O	Capital Rep Def OH - 014160	69,151.16
CRDD416U	Capital Rep Def UG - 014160	359.93
CRDD426O	Capital Rep Def OH - 014260	339,382.16
CRDD426U	Capital Rep Def UG - 014260	8,785.67
CRDD766O	Capital Rep Def OH - 017660	25,922.21
CRDD766U	Capital Rep Def UG - 017660	1,041.72
CRELD156	Capital Reliability - 011560	28,959.25
CRELD216	Capital Reliability - 012160	37,201.71
CRELD236	Capital Reliability - 012360	128,493.62
CRELD246	Capital Reliability - 012460	63,694.16
CRELD256	Capital Reliability - 012560	58,364.25
CRELD315	Capital Reliability - 013150	521,081.54
CRELD366	Capital Reliability - 013660	233,809.08
CRELD416	Capital Reliability - 014160	103,245.26
CRELD426	Capital Reliability - 014260	72,004.75
CRELD766	Capital Reliability - 017660	64,142.36
CRPOL216	Repair Outdoor Lights - 012160	3,279.17
CRPOLE156	Pole Repair/Replace - 011560	962,549.24
CRPOLE216	Pole Repair/Replace - 012160	515,475.69
CRPOLE236	Pole Repair/Replace - 012360	566,817.01
CRPOLE246	Pole Repair/Replace - 012460	456,732.27
CRPOLE256	Pole Repair/Replace - 012560	521,418.51
CRPOLE315	Pole Repair/Replace - 013150	1,376,401.85
CRPOLE366	Pole Repair/Replace - 013660	465,076.14
CRPOLE416	Pole Repair/Replace - 014160	389,460.48
CRPOLE426	Pole Repair/Replace - 014260	302,122.25
CRPOLE766	Pole Repair/Replace - 017660	365,824.38
CRSTLT156	Repair Street Lights - 011560	556,491.31
CRSTLT216	Repair Street Lights - 012160	325,225.76
CRSTLT236	Repair Street Lights - 012360	387,413.05
CRSTLT246	Repair Street Lights - 012460	326,140.68
CRSTLT256	Repair Street Lights - 012560	275,242.57
CRSTLT315	Repair Street Lights - 013150	1,659,982.99
CRSTLT366	Repair Street Lights - 013660	162,273.22
CRSTLT416	Repair Street Lights - 014160	96,664.97
CRSTLT426	Repair Street Lights - 014260	447,410.77
CRSTLT766	Repair Street Lights - 017660	50,461.44
CSTLT156	NB Street Lights - 011560	479,099.91
CSTLT216	NB Street Lights - 012160	426,376.34
CSTLT236	NB Street Lights - 012360	438,306.27
CSTLT246	NB Street Lights - 012460	141,512.21
CSTLT256	NB Street Lights - 012560	188,941.01
CSTLT315	NB Street Lights - 013150	1,228,115.97
CSTLT366	NB Street Lights - 013660	178,709.86
CSTLT416	NB Street Lights - 014160	278,924.81
CSTLT426	NB Street Lights - 014260	307,617.67
CSTLT766	NB Street Lights - 017660	111,491.52
CSTRM156	Cap Minor Storms - 011560	386,073.81
CSTRM216	Cap Minor Storms - 012160	53,009.48
CSTRM236	Cap Minor Storms - 012360	23,031.25
CSTRM246	Cap Minor Storms - 012460	19,260.04

KENTUCKY UTILITIES COMPANY
CWIP SPEND - YTD - REGULATORY ACCOUNTING
DECEMBER 2019

<u>Project Number</u>	<u>Project Description</u>	<u>CWIP Spend</u>
CSTRM256	Cap Minor Storms - 012560	67,188.26
CSTRM315	Cap Minor Storms - 013150	590,229.17
CSTRM366	Cap Minor Storms - 013660	57,223.92
CSTRM416	Cap Minor Storms - 014160	179,513.04
CSTRM426	Cap Minor Storms - 014260	147,935.36
CSTRM766	Cap Minor Storms - 017660	117,697.16
CSYSEN156	Sys Enh - 011560	377,528.29
CSYSEN216	Sys Enh - 012160	273,299.43
CSYSEN236	Sys Enh - 012360	56,540.94
CSYSEN246	Sys Enh - 012460	94,760.41
CSYSEN256	Sys Enh - 012560	162,892.98
CSYSEN315	Sys Enh - 013150	500,524.62
CSYSEN366	Sys Enh - 013660	35,500.90
CSYSEN416	Sys Enh - 014160	21,085.12
CSYSEN426	Sys Enh - 014260	174,685.10
CSYSEN766	Sys Enh - 017660	99,133.64
CTBRD156O	Cap Trouble Orders OH - 011560	226,139.26
CTBRD156U	Cap Trouble Orders UG - 011560	9,209.22
CTBRD216O	Cap Trouble Orders OH - 012160	108,855.15
CTBRD216U	Cap Trouble Orders UG - 012160	28,142.34
CTBRD236O	Cap Trouble Orders OH - 012360	105,491.97
CTBRD236U	Cap Trouble Orders UG - 012360	5,092.85
CTBRD246O	Cap Trouble Orders OH - 012460	122,219.97
CTBRD246U	Cap Trouble Orders UG - 012460	7,270.86
CTBRD256O	Cap Trouble Orders OH - 012560	239,334.33
CTBRD315O	Cap Trouble Orders OH - 013150	503,758.00
CTBRD315U	Cap Trouble Orders UG - 013150	113,789.63
CTBRD366O	Cap Trouble Orders OH - 013660	218,784.47
CTBRD366U	Cap Trouble Orders UG - 013660	9,237.77
CTBRD416O	Cap Trouble Orders OH - 014160	160,737.16
CTBRD416U	Cap Trouble Order UG - 014160	1,641.33
CTBRD426O	Cap Trouble Orders OH - 014260	312,353.12
CTBRD426U	Cap Trouble Orders UG - 014260	21,325.71
CTBRD766O	Cap Trouble Orders OH - 017660	211,095.57
CTPD156	Capital Thrd Party - 011560	24,696.45
CTPD216	Capital Thrd Party - 012160	66,801.52
CTPD236	Capital Thrd Party - 012360	67,996.97
CTPD246	Capital Thrd Party - 012460	15,706.89
CTPD256	Capital Thrd Party - 012560	94,291.53
CTPD315	Capital Thrd Party - 013150	238,041.86
CTPD366	Capital Thrd Party - 013660	39,921.04
CTPD416	Capital Thrd Party - 014160	(2,343.92)
CTPD426	Capital Thrd Party - 014260	6,639.85
CTPD766	Capital Thrd Party - 017660	(8,103.05)
CXFRM156	NB Transformers - 011560	11,330.12
CXFRM216	NB Transformers - 012160	60,945.89
CXFRM236	NB Transformers - 012360	40,291.89
CXFRM246	NB Transformers - 012460	33,220.05
CXFRM256	NB Transformers - 012560	61,270.89
CXFRM301	KU Line Transformers	7,103,493.56
CXFRM315	NB Transformers - 013150	323,576.63
CXFRM366	NB Transformers - 013660	38,046.62
CXFRM416	NB Transformers - 014160	30,487.37
CXFRM426	NB Transformers - 014260	10,031.64
CXFRM766	NB Transformers - 017660	49,514.28
IT0005K	Primavera Licenses-KU19	86,488.12
IT0011K	Cascade Biennial Tech-KU17	139,840.09
IT0027K	Domain Cntrls ICCP-KU17	1,441.98

KENTUCKY UTILITIES COMPANY
CWIP SPEND - YTD - REGULATORY ACCOUNTING
DECEMBER 2019

<u>Project Number</u>	<u>Project Description</u>	<u>CWIP Spend</u>
IT0034K	External Outage Map Upgr-KU17	17,198.68
IT0036K	Application Whitelisting-KU19	327,310.64
IT0045K	Intrusion Prevention-KU17-18	12,712.37
IT0046K	Inve Mgmt Bar Coding Upg-KU17	(2,695.71)
IT0049K	KU MW Tower Repl Badger-KU17	85.64
IT0050K	Next Gen Radio Sys Des-KU17	(259,146.50)
IT0076K	Oracle Financial Upgr-KU20-21	154,439.15
IT0101K	Smallworld GIS Upgr-KU17-19	2,877,437.67
IT0135K	Strategic Sourcing-KU17	35,846.72
IT0154K	PE Sharepoint App-KU17	14,654.15
IT0161DIX	DACS/SONET Replace-DIX19-22	39,229.22
IT0161EKY	DACS/SONET Replace-EKY19-22	37,875.29
IT0161K2	DACS/SONET Replace-LEXKU19-22	3,358.00
IT0161K3	DACS/SONET Replace-NKYKU19-22	15,632.87
IT0161K7	DACS/SONET Replace-WCLKU19-22	62,822.87
IT0166K	EMS Telecom Spare System-KU17	(452.52)
IT0170K	Sec Metrics Automation-KU17	76.38
IT0171K	LOB Quest Initiatives-KU17	2,487.62
IT0177K	Logical Access-KU17	4.43
IT0188K	3rd Prty Attach Pmt Appl-KU18	(7,871.78)
IT0193K	Lex Undergrnd TransLines-KU18	111,635.39
IT0194K	ITS Integration-KU18	41,983.43
IT0197K	3rd Prty Pymt (FiServ)-KU18	1,277.95
IT0203K	Aligne Upgrade-KU18	(1,805.11)
IT0204K	Analog Sunset-KU18	620.00
IT0211K	CIP Compliance Tools Yr8-KU18	10.52
IT0212K	Citrix XenDsktp Mjr Upg-KU18	27,183.38
IT0215K	CIP Compl Infrastrct Yr8-KU18	1,375.60
IT0219K	EE DSM Filing-KU18-19	28,955.41
IT0221K	EMS CIP-KU18	9,439.82
IT0241K	Maximo Upgrade-KU18	26,730.64
IT0244K	Microsoft Lic True-up-KU18	39.53
IT0248K	Mobile Radio-KU18	422.13
IT0249K	Monitor Replacement-KU18	0.00
IT0253K	Network Access Infrast-KU18	(109,811.93)
IT0253KU	Ntwrk Access Infr-DIRECT KU18	109,813.20
IT0259K	OTN Ext Lex-Dix Ring-KU18	(1,325.70)
IT0260K	Outside Cable Plant-KU18	(41.95)
IT0262K	Personal Prod Refresh-KU18	(690.68)
IT0263K	Purch/Rebuild Radio Site-KU18	918.86
IT0264K	Rate Case 2018-KU18-19	275,409.70
IT0265K	Replace Video Units-KU18	405.53
IT0273K	SAP CCS/CSS Releases-KU18	549.55
IT0275K	Security Infrast Enhance-KU18	355.93
IT0277K	Server Infrast Upgr-KU18	464.22
IT0278K	LogRhythm (CIP)-KU18	(618.31)
IT0279K	LogRhythm (Corp)-KU18	(618.31)
IT0287K	Tech Refresh desk/lap-KU18	(14,730.63)
IT0289K	TOA-KU18	81,395.11
IT0291K	TRODS-KU18	(75.85)
IT0292K	UC4 Upgrade to V12.2-KU18	17,061.04
IT0294K	Upgrade Quest Server-KU19	342,245.55
IT0295K	Upgrade Vmware Infrast-KU18	7,112.63
IT0297K	Phone Expan/Break Fix-KU18	289.56
IT0298K	Wireless Buildout-KU18	701.49
IT0300K	WMS Upgrade-KU18-19	(317.52)
IT0301K	Next Gen LMR-KU19-21	1,452,072.53
IT0304K	Oracle ULA-KU19	501,161.28

KENTUCKY UTILITIES COMPANY
CWIP SPEND - YTD - REGULATORY ACCOUNTING
DECEMBER 2019

<u>Project Number</u>	<u>Project Description</u>	<u>CWIP Spend</u>
IT0312K	CyberArk Password Vault-KU18	(52.24)
IT0314K	HR Dashboard Enhance-KU18	78,332.59
IT0315K	Mobile App/API Monitor-KU18	(36,274.40)
IT0320K	DB Refresh-KU18	101.31
IT0324K	PowerPlan Lease Mod Fin-KU18	3,876.89
IT0325K	Windows 10 Upgrade-KU18	35.50
IT0329K	Lockout/Tagout Replace-KU18	401,354.03
IT0330K	ITSM Tools-KU18	34.35
IT0332K	OpenText Bill Integrity-KU18	49,765.04
IT0333K	Cst Rel Mgmt Maj Acts-KU19-20	46,627.14
IT0334K	My Account Enhancement-KU18	49,468.40
IT0335K	iPad Refresh Project-KU18	1,357.82
IT0340K	Repl Opentext AP (OTAP)-KU19	0.00
IT0341K	FieldSmart View Replace-KU18	32,824.80
IT0342K	Mob Dis Replace Elec OMS-KU18	271,947.15
IT0349K	KY Containerized E-mail-KU18	1,330.95
IT0352K	Exp/Repl Cust Comm Chan-KU18	167,112.46
IT0353K	UC&C/CUCM Upgrades-KU18	(92.84)
IT0355K	LIMS for KPDES require-KU18	(0.00)
IT0357K	TrnsLnesWkMgt WO&DB Appr-KU18	129.71
IT0358K	TRAC Phase 2-KU18-19	227,736.90
IT0359K	Oracle Alerting Mods-KU18	24.61
IT0365K	MR Hardware-KU18	37.73
IT0366K	SAP HANA DB Server Ref-KU18	134.68
IT0367K	EFrankfort TC Shelter-KU18-19	140,539.71
IT0369K	BW on HANA Upgrade-KU18-19	419,296.80
IT0370K	EOL ASR Switches-KU18	45,571.26
IT0371K	NIST Program Initiatives-KU18	(1,154.39)
IT0372K	CyberSecuri-Microseg1-KU18-19	14,893.54
IT0374K	SIP Voice Infrastruct-KU18-20	55,083.19
IT0375K	Service Suite Test Auto-KU18	3,206.87
IT0376K	Command Center Upgrade-KU19	25,247.32
IT0378K	CyberArk Licenses-KU19	31,866.33
IT0404K	Analog Sunset-KU19	353,107.01
IT0408K	Bulk Power & Env Systems-KU19	149,916.39
IT0412K	CIP Compl Tools - Year 9-KU19	43,682.53
IT0413K	Compliance Infra Year 9-KU19	165,988.17
IT0417K	Core Network Infra-KU19	68,990.04
IT0419K	Corp Web Redesign-KU19-20	27,839.14
IT0422K	Data Domain Entrprs Ref-KU19	150,826.24
IT0432K	IT Sec & IP Labs Enhance-KU19	3,415.03
IT0439K	Microsoft EA-KU19	124,825.81
IT0440K	Microsoft Lic True-up-KU19	108,801.35
IT0441K	Mbl & Wrkst Lic True-up-KU19	32,243.54
IT0444K	Monitor Replacement-KU19	57,360.30
IT0446K	Multi-Functional Devices-KU19	8,307.87
IT0448K	Network Access Devices-KU19	68,840.77
IT0448KU	Network Access Dev-KU19-DIRECT	105,688.43
IT0449K	Network Access Gateways-KU19	28,543.21
IT0450K	Network Management -KU19	21,079.03
IT0451K	Network Test Equipment-KU19	89,196.58
IT0453K	OTN Extend EKY Ring-KU19-20	813,695.75
IT0454K	Outside Cable Plant -KU19	260,076.78
IT0456K	PeopleSoft Tools Enhance-KU19	45,375.90
IT0458K	PowerPlan Upgrade-KU19-20	1,139,158.83
IT0459K	Purch/Rebuild Radio Sites-KU19	479,524.04
IT0466K	Sec Infra Enhancement-KU19	48,718.20
IT0467K	Server Capacity Expan-KU19	43,520.46

KENTUCKY UTILITIES COMPANY
CWIP SPEND - YTD - REGULATORY ACCOUNTING
DECEMBER 2019

<u>Project Number</u>	<u>Project Description</u>	<u>CWIP Spend</u>
IT0470K	LogRhythm (Corp)-KU19	59,781.00
IT0473K	Site Security Improve-KU19	40,296.18
IT0475K	StackVision Upgrade-KU19	110,912.72
IT0477K	Tech Refresh desk/lap-KU19	1,329,903.03
IT0479K	Telecom Site Renov-KU19	54,236.88
IT0483K	TRODS-KU19	170,836.78
IT0486K	Voice Infra Expansion-KU19	70,240.50
IT0489K	Wireless Buildout-KU19	168,500.77
IT0493K	Tripwire Repl for LID-KU19	163,067.57
IT0495K	Contractor Mgmt Upgrades-KU19	70,419.77
IT0496K	ESP Virt Win Servers-KU19	121,786.53
IT0497K	EACM Infrastructure Refr-KU19	118,435.00
IT0498K	DB Refresh-KU19	79,718.54
IT0499K	Windows 10 CBB Upgrade-KU19	138,591.69
IT0500K	SCCM Upgrades-KU19	38,833.74
IT0501K	Ivanti AppSense Env Mgr -KU19	47,695.97
IT0507K	iPad Refresh Project-KU19	167,513.43
IT0511K	Trns Lnes Wk Mgmt Upg-KU19-21	118,325.65
IT0519K	Insight CM Upgrade-KU19	35,418.65
IT0527K	HR Interview Builder-KU19	119,334.67
IT0529K	Trans BREC Trnsprt IC-KU19	136,973.23
IT0532K	UC&C/CUCM Major Upgrade-KU19	48,837.86
IT0535K	Expnd Pymt/Cust Srvc Opt-KU19	95,892.29
IT0538K	EACM Virtual Infra (CIP)-KU19	119,987.61
IT0540K	Windows 10 SW Upg EMS-KU19	54,340.89
IT0542K	Data Classification Enh-KU19	15,515.35
IT0543K	Inventory Mgmt Expansion-KU19	328,468.26
IT0545K	Solarwinds High Avail-KU19	29,079.24
IT0546K	UDP redirect Solarwinds-KU19	19,919.13
IT0548K	Centrify Rp CyberArk Enh-KU19	14,506.58
IT0549K	Computing Infra Expans-KU19	133,708.75
IT0550K	Computing Infra Upg-KU18	1,325.81
IT0551K	Data Center Facility Upg-KU19	58,266.68
IT0553K	WMS Post Implement Mods-KU19	6,042.23
IT0557K	Corporate RPA-KU19	60,016.17
IT0562K	ABB Upg/iPad Depl FS-KU19-20	226,681.44
IT0563K	RPA for Rev Integrity-KU19	106,486.90
IT0570K	CFPT-KU19	66,349.62
IT0571K	Core Logic Upgrade-KU19	62,541.99
IT0575K	Cherwell Enhancement-KU19	23,118.17
IT0576K	FADTools License-KU19	3,971.25
IT0577K	Payroll Enhancements-KU19-20	147,187.12
IT0578K	Single Client Feed-KU19	68,783.85
IT0579K	SAP CCS Single Sign On-KU19	35,117.98
IT0581K	Landlord/Prop Mgr Imprve-KU19	85,177.86
IT0582K	TOA Test Automation-KU19	39,479.73
IT0583K	MATLAB Licenses-KU19	4,515.75
IT0585K	OneControl Upgrade-KU19	37,157.10
IT0586K	Globalscape Upgrade-KU19	26,917.55
IT0587K	SAP Licenses-KU19	59,068.40
IT0588K	Brava Desktop Licenses-KU19	6,159.94
IT0589K	LIMS Update for KPDES-KU19	10,412.32
IT0590K	MicroFocus Licenses-KU19	19,089.02
IT0591K	Uptivity Rec. Upgrade-KU19	39,326.89
IT0592K	Outage Messaging Updates-KU19	18,906.16
IT0593K	CIMSpy-Trans Modeling-KU19	14,361.75
IT0594K	Mobile OMA Phase II-KU19-20	453,541.97
IT0595K	PeopleSoft Enhancements-KU19	98,305.09

KENTUCKY UTILITIES COMPANY
CWIP SPEND - YTD - REGULATORY ACCOUNTING
DECEMBER 2019

<u>Project Number</u>	<u>Project Description</u>	<u>CWIP Spend</u>
IT0596K	Meter Reader Hardware-KU19	18,497.02
IT0597K	TOA Compl & Human Perfor-KU19	34,817.47
IT0598K	LMR BDA for Simpsonv DCC-KU19	26,441.31
IT0599K	PI Licenses for Cane Run-KU19	11,069.30
IT0642K	NAS Refresh-KU19	725,203.85
IT0663K	SharePoint Upgrade-KU19-21	38,492.97
IT0687K	EMC TLA Renewal-KU19	941,569.15
IT0691K	Repl Modules OTN router-KU20	115,907.96
IT0699K	ESP Virt Mon App Svrs-KU20	171,555.02
IT0731K	ALM Upgrade-KU19-20	3,188.50
IT0748K	PowerBase Upgrade-KU19-20	8,805.62
IT0754K	UIPlanner Upgrade-KU19-20	440,558.93
IT0760K	Intrusion Prevent Exp-KU19	58,238.98
IT0761K	EDI Upgrade-KU19	76,105.44
IT0762K	Primavera Upgrade-KU19	13,919.12
IT0763K	ABB Service Suite Trueup-KU19	6,057.09
IT0764K	MyWorld-Mobile Map-KU19-20	582,041.18
IT0765K	DCC Workstations-KU19	41,831.36
IT0766K	BW on HANA Enhance-KU19-20	39,598.49
IT0767K	FieldNet Handheld Secur-KU19	187.56
IT0768K	SSO Implementation-KU19	7,738.99
IT0770K	Transmission PMO SP Site-KU19	26,910.99
IT0771K	Cisco Switch Replacement-KU19	355,557.92
IT0772K	CyberArk EPV License-KU19	12,032.12
IT0886K	Firewall Mgmt Tech Refr-KU20	126,418.80
IT1016K	KY SDN Impl (Phase 1)-KU19	125,635.52
IT1086K	DACS/SONET Replace-KU19-22	(0.00)
K8-2018	Storm Damage T-Line KU 2018	53,907.03
K8-2019	Storm Damage T-Line KU 2019	663,469.79
K9-2016	PRIORITY REPL T-LINES KU 2016	(4,552.96)
K9-2017	Priority Repl T-Lines KU	(15,950.14)
K9-2018	Priority Repl T-Lines KU 2018	3,490,872.29
K9-2019	Priority Repl T-Lines KU 2019	7,004,963.12
KARM-2018	Priority Repl X-Arms KU 2018	405,725.73
KARM-2019	Priority Repl X-Arms KU 2019	229,605.04
KINS-2018	Priority Repl Insltrs KU 2018	(3,891.97)
KINS-2019	Priority Repl Insltrs KU 2019	203,472.67
KOTFAIL16	KU-OtherFail-2016	5,851.06
KOTFAIL17	KU-OtherFail-2017	49,157.37
KOTFAIL18	KU-OtherFail-2018	166,722.63
KOTFAIL19	KU-OtherFail-2019	723,863.20
KOTH-2017	Priority Repl Other KU 2017	(39,366.26)
KOTH-2018	Priority Repl Other KU 2018	(951,809.99)
KOTH-2019	Priority Repl Other KU 2019	3,062,496.05
KOTPR17	KU Other Prot Blanket 2017	(2,410.68)
KRELAY-17	Relay Replacements-KU-2017	76.66
KSTSVC12	STATION SERV XFMRs KU-12	94,440.94
LI-000001	PR Leitchfield 138kV Tap	(5,767.74)
LI-000002	PR Kenton-Carntown	(5,364.06)
LI-000004	PR Carrollton-Warsaw	-
LI-000005	PR Finchville-Bardstown	5,959.90
LI-000006	PR Beattyville-West Irvine	160,831.22
LI-000007	PR Ghent-West Lexington	(14,871.27)
LI-000008	PR Boyle County-Lancaster	58,888.39
LI-000009	PR Clinton-Wickliffe	-
LI-000010	PR Spencer Road-Farmers	-
LI-000011	PR Millersburg-Renaker	(3,014.56)
LI-000012	PR Carrollton-Eminence	7,117.92

KENTUCKY UTILITIES COMPANY
CWIP SPEND - YTD - REGULATORY ACCOUNTING
DECEMBER 2019

<u>Project Number</u>	<u>Project Description</u>	<u>CWIP Spend</u>
LI-000013	PR Eminence-Shelbyville	3,351.29
LI-000014	PR Eminence-Centerfield	329,960.42
LI-000015	PR Lake Reba-West Irvine	51,667.93
LI-000016	PR Tyrone-Higby Mill	(10,036.49)
LI-000017	PR Middlesboro-Pineville	510,109.65
LI-000018	PR Bimble-London	60,819.96
LI-000020	PR Dix Dam-Lancaster	600,150.71
LI-000021	PR Eminence-LaGrange	283,945.52
LI-000022	LTG South Paducah-Clinton	-
LI-000023	PR Warsaw-Owen Co EKPC	(11,785.66)
LI-000024	PR Green River-Green Rvr Stl	1,120,246.35
LI-000025	PR Harlan Y-Pineville	538,384.43
LI-000027	PR Hillside-Indian Hill	-
LI-000030	PR Lancaster-Danville E	2,539,781.57
LI-000031	PR Bimble-Artemus	519,360.27
LI-000032	PR Elihu-Somerset North	(2,835.44)
LI-000034	PR Middlesboro 127-Midsbro 780	1,180,961.49
LI-000036	PR Pineville-Rocky Branch	1,625,699.77
LI-000041	ESR Taylorsville 647-615	-
LI-000042	ESR Campbllsvle Tay Co 768-605	240,356.24
LI-000043	ESR Shelby Co 20-665 and 685	41,318.91
LI-000045	ESR Spencer Chemical 888-615	42,431.90
LI-000046	ESR Island Mine 653-605 & 615	211,268.26
LI-000047	ESR Paris City 3 021-605 & 615	120,438.61
LI-000048	ESR River Queen Tap 107-605	170,832.85
LI-000049	ESR Owen Co 145-715	375,886.26
LI-000050	ESR Brush Creek 517-605 & 615	329,053.46
LI-000051	ESR Wheatcroft Tap 112-615	187,117.98
LI-000052	MOS Wst Irvine 193-805-815-825	5,081.42
LI-000055	MOS Rivr Queen Tap 167-805-815	121,851.44
LI-000058	REL Alexander 402-605-615 MOS	58,242.28
LI-000060	REL Bromley 29-615	44,667.01
LI-000061	REL Barbourville City 218-615	100,732.71
LI-000063	REL Shavers Chapel 439-605 MOS	133,715.04
LI-000064	REL Shlby City 744-605-615 MOS	79,511.77
LI-000065	REL Shlbyvl So 588-605-615 MOS	49,688.70
LI-000066	REL Lawrncbrg 639-605-625 MOS	60,158.58
LI-000067	REL Lexington Water 662-605-635	78,841.42
LI-000068	REL Liberty Rd 529-605-615 MOS	98,496.98
LI-000083	TEP-CR-Loudon Ave-Hume Road	830,206.83
LI-000085	TEP-MOT-Greensburg-Camp EKPC	502,399.20
LI-000091	TEP-MOT-Green Rvr-Shvrs Chapel	950,254.15
LI-000092	TEP-MOT-Morganfield-Wheatcrft	2,117,744.65
LI-000093	TEP-MOT-Floyd-Waynesburg	186,233.53
LI-000100	TEP-MOT-Etown-Nelson Co	348.92
LI-000102	TEP-NL-Hardin Co-Etown New 2nd	6,039.64
LI-158321	Midland Avenue Relo	74,439.21
LI-158326	PR Gardner 715 Tap	312,540.44
LI-158662	REL Eddyville MOS	146,074.73
LI-158691	PR Harlan Y-Pocket	835,982.35
LI-158816	LTG Pineville-Rocky Branch	581,484.81
LI-158880	PR Corydon-Rumsey	263,770.73
LI-158882	PR Dorchester-Arnold	27,836.11
LI-158883	PR Dorchester-Pocket North	4,602.19
LI-158885	PR Bond-Virginia City	113,906.77
LI-158947	LTG KU Park-Wofford	502,065.69
LI-159067	REL Hartford-Big Rivers Interc	154,843.85
LI-159178	PR Nebo-Wheatcroft Crt	1,072,279.43

KENTUCKY UTILITIES COMPANY
CWIP SPEND - YTD - REGULATORY ACCOUNTING
DECEMBER 2019

<u>Project Number</u>	<u>Project Description</u>	<u>CWIP Spend</u>
LI-159181	PR KU Park-GC-Bimble	508,412.15
LI-159243	TEP-CR-Mid Valley-Finchville	379,898.62
LI-159279	TL UTV-Pineville	27,835.79
LI-159436	DSP Corporate Drive Sub Upg	2,711.24
LI-159670	PR Lynch-Pocket Rev	629,931.90
LI-159710	Brighton Trail Bridge Relo	(0.00)
LI-159789	PR Harlan Y-Pineville 161kV	497,098.07
LI-159804	SPIR Nebo-Earlinton North	163,177.37
LI-160017	DSP CMWA Paris	3,114.70
LI-160112	Georgetown ByPass Relocation	(1,928.35)
LI-160331	LTG Imbod-Dorc Rev	699,854.81
LI-160332	LTG Midd-Pnvl Rev	542,622.65
LI-160379	REL Hartford-Big Rvrs Int ROW	826.78
LI-160438	CR Ky Dam-So Paducah Phase I	1,097,549.00
LI-160439	CR Ky Dam-So Paducah Phase II	397.64
LI-160440	CR Elihu-Wofford Phase I	772,156.95
LI-160441	CR Elihu-Wofford Phase II	4,803.48
LI-160928	TEP-NL-Lebanon-Leb So ROW	15,339.18
LI-161041	TEP-NL-Hardin Co-Etown ROW	51,205.51
SC0054	Pole Racks-Somerset-KU19	61,315.31
SC0065	Elizabethtown-Cameras-KU19	25,446.61
SC0067	Earlington-Forklift-KU19	34,101.06
SC0068	Moganfield-Forklift-KU19	35,269.66
SC0069	Barlow-Forklift-KU19	35,269.66
SC0073	Richmond-Lighting Pole-KU19	13,238.83
SC0074	Earlington-Gates Card Rdr-KU19	122,614.90
SC0075	Richmond-Pole Racks-KU19	79,133.26
SC0076	Stone Road-Forklift-KU19	37,342.98
SC0077	Lex Stone Road-Cameras-KU19	43,637.59
SC0090	Norton Stone Rd-Forklift-KU19	138,124.43
SU-000001	PCH Barlow Control House	292,343.35
SU-000002	PCH Middlesboro Cntrl Hse	1,274,877.56
SU-000004	Princeton CH, Arresters & DFR	1,391,594.40
SU-000006	PBR-Taylor Co (3) 69kV BKR Rpl	1,070.20
SU-000009	PBR-Bonnieville(3) 69kV BKRRpl	5,143.14
SU-000010	PBR-Carntown (1) 69kV BKR Rpl	(4,140.99)
SU-000011	PBR-Clinton(3) 69kV BKR Rpl	(57,150.15)
SU-000012	PBR-DxDamPlnt (3) 69kV BKR Rpl	15,059.90
SU-000013	PBR-Kenton (2) 69kV BKR Rpl	(12,579.66)
SU-000021	PAR-WCliff Arsts604,614,624,634	22,554.54
SU-000022	PCA-Carrollton CC704, 714, 744	316,350.19
SU-000023	PCA-Clark Co CC (724)	1,163.48
SU-000026	PPLC-Hardinsburg 704	45,914.65
SU-000031	PGG-LxPlnt GG Audit/Remdiation	7,819.39
SU-000033	PGG-Rodburn GG Audit/Rmdiation	(1,507.15)
SU-000035	RST-Higby Mill SSVT Add	1,138.60
SU-000036	RST-Paris SSVT Add	3,447.26
SU-000037	RST-Pisgah SSVT Add	21,334.12
SU-000040	PBR-Pineville (1) 345kV	168,683.55
SU-000043	PBR-Delvinta (4) 138kV BKR	23,534.65
SU-000044	PBR-Howard Branch(1) 138kV BKR	120,564.68
SU-000050	PBR-London(5) 69kV BKR	(35.58)
SU-000052	PBR-Nebo (3) 69kV BKR	342,220.95
SU-000055	PCH-Winchester CH,PRLY,PBR,PAR	299,092.21
SU-000056	RSC-Pineville Sec Upgr	904,476.54
SU-000064	PRLY-Adams 108-614-634	2,635.69
SU-000066	PRLY-Dorch 072-604 Panel	(13,124.81)
SU-000079	REL Bromley 29-605/615/635 MOS	520,587.15

KENTUCKY UTILITIES COMPANY
CWIP SPEND - YTD - REGULATORY ACCOUNTING
DECEMBER 2019

<u>Project Number</u>	<u>Project Description</u>	<u>CWIP Spend</u>
SU-000082	REL-E Frankfort 69kV Bus Tie	867,309.37
SU-000084	REL-Loudon DFR	14,641.53
SU-000086	REL-Okonite RTU	135,319.77
SU-000088	REL-River Queen DFR	744.69
SU-000089	REL-South Paducah DFR	22,468.25
SU-000093	PRBrown Plant 117-744 Panel	(31,359.80)
SU-000097	REL-Danville East 834-605 MOS	116,637.34
SU-000098	TEP-Trimble Co 345kV Reactr	890.96
SU-000108	PPLC 009-872/884	381,957.77
SU-000109	PPLC 009-794 DCB	(5,841.67)
SU-000111	PPLC 100-714 DCB	(1,050.64)
SU-000120	PPLC 162-804 DCB	61,755.81
SU-000122	PPLC 222-704 DCB	33,056.88
SU-000130	PR Harlan Y CONTROL HOUSE	992.02
SU-000139	PR Arnold 121-604 Panel	10,501.89
SU-000140	PRLY Carrolton 067-624	7,936.25
SU-000144	PRLY Dix Dam Plnt 025-604 Panl	708,074.95
SU-000146	PRLY-GRS 100-604/624 Panel Rel	113,260.16
SU-000148	PRTU Munfordsville (EKP)	2,607.24
SU-000149	PRTU Columbia (EKP)	2,457.50
SU-000150	PRTUMackville (EKP)	318.97
SU-000151	PRTU Avon N83 (EKP Tie)	3,251.95
SU-000152	PRTU E Bardstown (EKP Tie)	(610.93)
SU-000153	PRTU Green Co. (EKP Tie)	5,505.67
SU-000154	PRTU Hodgenville (EKP Tie)	(7,665.85)
SU-000155	PRTU Stephensburg (EKP Tie)	(600.74)
SU-000156	PRTU Laurel Co. (EKP Tie)	52,729.43
SU-000165	PRTU Owen Co. (EKP Tie)	38,973.14
SU-000166	PRTU Renaker (EKP Tie)	50,210.14
SU-000167	PRTU Falmouth (KU Load on EKP)	(8,242.55)
SU-000168	PRTU Revelo (KU Load on EKP)	78,502.49
SU-000170	PRTU Shelby Co * (EKP Tie)	11,684.57
SU-000178	REL-Lebanon West 138 RTU	6,641.53
SU-000179	RSC-Pocket N. Security Upgrds	778,319.63
SU-000180	REL-Shadrack 138 RTU	8,825.57
SU-000181	TEP-Adms-DelaplN 69kV Term Eqp	6,271.80
SU-000188	TEP-Bnesboro N-Wnchstr 69kV Br	1,063.05
SU-000198	TEP-Frly-Lib Chrch 69kV Trm Eq	46,323.00
SU-000200	REL-Hardesty 69 RTU	46,781.03
SU-000203	TEP-Hardin Co-Etwn 69kV 2 Line	891,122.70
SU-000205	TEP-Meredith 138kV Capacitor	818,862.35
SU-000206	TEP-Middlesboro 69kV Capacitor	64,994.22
SU-000208	REL-Reynolds Breaker Line Prot	455,093.95
SU-000209	REL-Rumsey 69 RTU	33,849.20
SU-000213	REL-Simmons 69 RTU	145,947.50
SU-000218	REL-UK Scott Street 69 RTU	97,093.02
SU-000224	REL-Oak Hill 69 RTU	42,850.53
SU-000229	REL-Lakeshore (Alt 2A)	259.12
SU-000236	TEP-Gtown-Lmns Mll 69kV Lne Sw	56,041.71
SU-000241	REL-IBM 69 RTU	54,426.56
SU-000243	PBR-Wickliffe (4) 69kV BKR Rpl	12,333.45
SU-000244	PRLY-Hardinsburg 714	81,974.86
SU-000246	TEP-Bardstwn 138/69kV Xfmr Rpl	38.26
SU-000247	LEX UNDRGD-PHASE 1 SUBS	299,241.19
SU-000248	TEP-Artemus(1)69kV Brk,PAR,PIN	157,595.59
SU-000249	PCA-Boonesboro North	204,411.88
SU-000252	PCA-East Frankfort Arresters	179,749.28
SU-000254	PCA-Spencer Road	57,102.50

KENTUCKY UTILITIES COMPANY
CWIP SPEND - YTD - REGULATORY ACCOUNTING
DECEMBER 2019

<u>Project Number</u>	<u>Project Description</u>	<u>CWIP Spend</u>
SU-000257	PGG-Rogersville GG	163,785.92
SU-000258	PIN-Millersburg 69kV+	157,796.59
SU-000259	REL LaGrange E 897-605 MOS	981,727.42
SU-000305	PBR- Bimble (3) 69kV PIN PAR	215,716.73
SU-000310	RST-Lansdowne SSVT	232,395.84
SU-000316	PGG-Taylor Co. Fence	165,009.20
SU-000317	PGG-Pittsburg Grnd Grid Enhanc	112,959.32
SU-000320	PRLY-Bonds Mill 604	136.08
SU-000324	PCH-Dorchester	1,528,684.59
SU-000326	PDFR-Pineville Transmission	3,607.47
SU-000327	PDFR-Brown N	68,907.75
SU-000328	PRTU-Bracken Co. EKP Tie	46,665.47
SU-000329	PRTU-Murphysville EKP Tie	44,755.34
SU-000330	PRTU-Whitley City	89,336.83
SU-000331	PRTU-Somerset EKP Tie	73,952.80
SU-000332	PRTU-Garrard KU Load on EKP	86,284.77
SU-000333	PRTU-Keoke TVA Load	74,659.68
SU-000334	PRTU-Owingsville KU Load on EK	43,061.13
SU-000344	TEP-Virginia City Reactor	159,690.15
SU-000351	TEP-Taylorsville 69kV Cap Bank	49.40
SU-000352	TEP-Warsaw East Cap Bank	117,353.44
SU-000371	PBR-Simmons (1) BKR	221,649.93
SU-000372	PBR-Rogersville Sw (3) BKR	196,920.26
SU-000373	PBR-S Paducah (4) BKR (PIN)	319,615.74
SU-000377	PBR-Lebanon W (1) BKR	180,420.04
SU-000378	PBR-Rumsey (1) BKR	223,252.61
SU-000389	PRLY-Spencer Rd 018-618	112,359.17
SU-000390	REL-IBM 617 MOS	284,253.71
SU-000394	TEP-Matnzas-Wilsn 161kV Trm Eq	257.63
SU-000395	RST-Lake Reba SSVT-	469,359.79
SU-000396	PPLC-Arnold PCA	73,775.43
SU-000399	PPLC-West Irvine 193-608 DCB	52,169.52
SU-000400	PPLC-Lake Reba 163-658 DTT	23,278.58
SU-000401	PPLC-Lake Reba Tap 162-714 DTT	26,665.02
SU-000404	RTU-Beattyville	50,651.14
SU-000407	TEP-Lebanon S. 69kV Line	51,630.75
SU-000425	PBR-LebanonBkr,PRLY, PIN, PRTU	-
SU-000434	PDFR West Garrard	20,913.41
SU-000439	TEP-Etown Bay Add	9,367.10
SU-000440	Lebanon 69kV Line	72,697.70
SU-000445	TEP-Hoover Cap Bank	120.26
Grand Total		538,168,160.13

[ToC](#)

KENTUCKY UTILITIES COMPANY
 RECONCILIATION OF SUMMARY OF UTILITY PLANT TO INCOME STATEMENT DEPRECIATION AND AMORTIZATION - REGULATORY ACCOUNTING
 DECEMBER 2019

	YTD Accruals	YTD Acct - 254	YTD IS Neutrality ARO Child Depr.	YTD Locomotives Acct - 151060	YTD Railcar Acct - 151060	YTD Gas Pipeline Acct - 151061	YTD Transportation Acct - 184315	YTD TC1 Cooling Twr Acct - 421001	Rounding	End Balance	
DEPRECIATION											
Electric Distribution	(40,467,246.94)	-	-	-	-	-	-	-	-	(40,467,246.94)	(40,467,246.94)
Electric Distribution - ARO	(12,564.43)	-	12,564.43	-	-	-	-	-	-	-	-
Electric General Plant	(13,365,134.86)	-	-	-	-	-	459,414.27	-	-	(12,905,720.59)	(12,905,720.59)
Electric Hydro Production	(1,296,340.37)	-	-	-	-	-	-	-	-	(1,296,340.37)	(1,296,340.37)
Electric Hydro Production - ARO	(17,888.16)	-	17,888.16	-	-	-	-	-	-	-	-
Electric Other Production	(42,498,634.65)	-	-	-	-	1,394,048.28	-	-	-	(41,104,586.37)	(41,104,586.37)
Electric Other Production - ARO	(20,149.44)	-	20,149.44	-	-	-	-	-	-	-	-
Electric Steam Production	(167,569,254.30)	-	-	-	-	-	-	-	-	(167,569,254.30)	(167,569,254.30)
Electric Steam Production - ARO	(23,040,451.63)	-	23,040,451.63	-	-	-	-	-	-	-	-
Electric Transmission	(25,293,133.35)	-	-	-	-	-	-	-	-	(25,293,133.35)	(25,293,133.35)
Electric Transmission - ARO	(15,713.24)	-	15,713.24	-	-	-	-	-	-	-	-
	(313,596,511.37)	-	23,106,766.90	-	-	1,394,048.28	459,414.27	-	-	(288,636,281.92)	(288,636,281.92)
AMORTIZATION											
Intangibles	(17,183,579.76)	-	-	-	-	-	-	-	-	(17,183,579.76)	(17,183,579.76)
Leaseholds	-	-	-	-	-	-	-	-	-	-	-
	(17,183,579.76)	-	-	-	-	-	-	-	-	(17,183,579.76)	(17,183,579.76)
TOTAL ACCRUAL & AMORTIZATION	(330,780,091.13)									(305,819,861.68)	

KU - Elec Utility Rev & Exp - YTD		
Depreciation	(288,636,281.92)	
Depreciation for ARO	(17,183,579.76)	
Amortization	(305,819,861.68)	
	-	

[ToC](#)

KENTUCKY UTILITIES COMPANY
TOTAL PLANT IN SERVICE - ELECTRIC - NBV - REGULATORY ACCOUNTING
DECEMBER 2019

KY, VA, TN	Beginning	Additions	Retirements	Transfers/ Adjustments	Net Additions	Ending	Reserve	Total Plant in Service
TOTAL 101 & 106	Balance					Balance		Net Book Value
Plant in Service								
Electric Distribution								
E360.10-Land Rights	2,168,929.31	444,815.80	-	-	444,815.80	2,613,745.11	(1,513,219.35)	1,100,525.76
E360.20-Land	5,970,721.14	497,069.70	-	(22,690.20)	474,379.50	6,445,100.64	(0.00)	6,445,100.64
E361.00-Structures and Improvements	14,383,240.49	9,228,835.96	(26,813.32)	208.27	9,202,230.91	23,585,471.40	(3,122,540.47)	20,462,930.93
E362.00-Station Equipment	224,956,160.50	23,183,738.21	(852,784.82)	(77,681.74)	22,253,271.65	247,209,432.15	(57,237,811.46)	189,971,620.69
E364.00-Poles, Towers, and Fixtures	406,680,643.20	37,448,657.86	(2,287,795.93)	-	35,160,861.93	441,841,505.13	(176,496,833.08)	265,344,672.05
E365.00-OH Conductors and Devices	395,150,239.65	57,292,492.69	(8,962,258.83)	77,681.74	48,407,915.60	443,558,155.25	(114,169,367.38)	329,388,787.87
E366.00-Underground Conduit	2,394,631.03	47,661.81	-	-	47,661.81	2,442,292.84	(1,059,871.99)	1,382,420.85
E367.00-UG Conductors and Devices	201,606,597.74	13,611,385.30	(483,137.77)	-	13,128,247.53	214,734,845.27	(55,029,188.02)	159,705,657.25
E368.00-Line Transformers	320,425,401.36	8,001,419.83	(3,551,423.06)	-	4,449,996.77	324,875,398.13	(151,173,493.16)	173,701,904.97
E369.00-Services	122,692,942.77	8,574,386.56	(136,207.85)	-	8,438,178.71	131,131,121.48	(66,529,059.49)	64,602,061.99
E370.00-Meters	63,275,823.45	662,424.30	(938,285.26)	851,176.80	575,315.84	63,851,139.29	(33,368,863.38)	30,482,275.91
E370.01-Meters AMS	2,434,341.38	1,317,942.58	-	(851,947.21)	465,995.37	2,900,336.75	(333,230.23)	2,567,106.52
E370.11-Meters AMI	-	-	-	770.41	770.41	770.41	(55.68)	714.73
E370.20-Meters CT and PT	11,470,225.47	584,496.90	(439,915.23)	-	144,581.67	11,614,807.14	(5,791,610.46)	5,823,196.68
E371.00-Install on Customer Premise	6,164.11	(6,164.11)	-	-	(6,164.11)	-	(76.08)	(76.08)
E371.01-Install Charging Stations - 101	-	159,233.81	-	-	159,233.81	159,233.81	(7,298.22)	151,935.59
E373.00-Street Lighting / Signal Sy	123,988,611.84	4,246,615.37	(143,911.13)	-	4,102,704.24	128,091,316.08	(48,405,064.51)	79,686,251.57
E374.05-ARO Cost Elec Dist (L/B)	630,763.65	-	(2,707.72)	(141,580.80)	(144,288.52)	486,475.13	(58,400.03)	428,075.10
E374.07-ARO Cost Elec Dist (Eqp)	25,485.32	-	-	-	-	25,485.32	(70,166.35)	(44,681.03)
	1,898,260,922.41	165,295,012.57	(17,825,240.92)	(164,062.73)	147,305,708.92	2,045,566,631.33	(714,366,149.34)	1,331,200,481.99
Electric General Plant								
E389.20-Land	3,432,562.15	253,921.70	-	(1,199.84)	252,721.86	3,685,284.01	0.00	3,685,284.01
E390.10-Structures and Improvements	67,643,965.65	11,207,030.77	(646,365.64)	40,711.11	10,601,376.24	78,245,341.89	(14,567,169.98)	63,678,171.91
E390.20-Improvements to Leased Property	441,283.86	5,247.68	-	(40,711.11)	(35,463.43)	405,820.43	(331,562.66)	74,257.77
E391.10-Office Equipment	11,370,136.00	1,096,003.64	(189,917.61)	-	906,086.03	12,276,222.03	(5,802,466.33)	6,473,755.70
E391.20-Non PC Computer Equipment	28,447,025.57	6,460,776.75	(4,962,328.48)	-	1,498,448.27	29,945,473.84	(13,533,925.82)	16,411,548.02
E391.30-Cash Processing Equipment	-	-	-	-	-	-	-	-
E391.31-Personal Computers	6,154,608.94	132,410.64	(1,194,841.37)	-	(1,062,430.73)	5,092,178.21	(1,062,274.45)	4,029,903.76
E392.00-Cars and Light Trucks	1,714,487.44	312,978.50	(81,182.09)	-	231,796.41	1,946,283.85	(778,597.80)	1,167,686.05
E392.10-Heavy Trucks and Other	5,876,572.23	23,703.85	-	-	23,703.85	5,900,276.08	(3,556,201.78)	2,344,074.30
E393.00-Stores Equipment	890,310.29	-	(50,376.01)	-	(50,376.01)	839,934.28	(430,152.98)	409,781.30
E394.00-Tools, Shop, and Garage Equ	13,940,407.84	1,292,291.06	(218,550.77)	-	1,073,740.29	15,014,148.13	(5,141,164.50)	9,872,983.63
E395.00-Laboratory Equipment	-	-	-	-	-	-	(0.00)	(0.00)
E396.00-Power Op Equip - Lg Mach	-	-	-	-	-	-	(0.00)	(0.00)
E396.10-Power Op Equip-Lg Mach	3,847,283.85	1,125,931.75	(24,822.74)	-	1,101,109.01	4,948,392.86	(1,303,318.92)	3,645,073.94
E396.20-Power Op Equip-Other	623,329.51	424,426.74	(3,705.14)	-	420,721.60	1,044,051.11	(319,565.31)	724,485.80
E397.00- Microwave, Fiber, Other	32,528,638.64	3,393,131.38	(515,792.17)	-	2,877,339.21	35,405,977.85	(13,985,739.65)	21,420,238.20
E397.10-Comm Eq Radio and Telephone	25,527,784.70	(737,570.47)	(166,647.27)	-	(904,217.74)	24,623,566.96	(13,929,407.68)	10,694,159.28
E397.20-DSM Communication Equipment	7,601,280.50	4,303.30	-	-	4,303.30	7,605,583.80	(3,725,665.83)	3,879,917.97
E398.00-Miscellaneous Equipment	-	-	-	-	-	-	0.00	0.00
	210,039,677.17	24,994,587.29	(8,054,529.29)	(1,199.84)	16,938,858.16	226,978,535.33	(78,467,213.69)	148,511,321.64

[ToC](#)

KENTUCKY UTILITIES COMPANY
TOTAL PLANT IN SERVICE - ELECTRIC - NBV - REGULATORY ACCOUNTING
DECEMBER 2019

KY, VA, TN TOTAL 101 & 106	Beginning Balance	Additions	Retirements	Transfers/ Adjustments	Net Additions	Ending Balance	Reserve	Total Plant in Service Net Book Value
Electric Hydro Production								
E330.10-Land Rights	855,636.47	-	-	-	-	855,636.47	(912,332.60)	(56,696.13)
E331.00-Structures and Improvements	4,616,561.23	(61,220.68)	(22,985.41)	-	(84,206.09)	4,532,355.14	(413,947.44)	4,118,407.70
E332.00-Reservoirs, Dams, and Water	21,885,646.37	-	-	-	-	21,885,646.37	(10,458,804.77)	11,426,841.60
E333.00-Water Wheels, Turbines, Gen	14,046,741.58	-	-	-	-	14,046,741.58	(2,931,616.71)	11,115,124.87
E334.00-Accessory Electric Equipmen	1,335,608.56	-	(5.35)	-	(5.35)	1,335,603.21	(369,766.67)	965,836.54
E335.00-Misc Power Plant Equipment	329,374.18	-	-	-	-	329,374.18	(168,322.77)	161,051.41
E336.00-Roads, Railroads, and Bridg	234,509.13	-	-	-	-	234,509.13	(103,633.04)	130,876.09
E337.07-ARO Cost Hydro Prod (Eqp)	645,787.99	-	-	-	-	645,787.99	(73,366.27)	572,421.72
	43,949,865.51	(61,220.68)	(22,990.76)	-	(84,211.44)	43,865,654.07	(15,431,790.27)	28,433,863.80
Electric Intangible Plant								
E301.00-Organization	44,455.58	-	-	-	-	44,455.58	-	44,455.58
E302.00-Franchises and Consents	55,918.83	-	-	-	-	55,918.83	(73,405.07)	(17,486.24)
E303.00-Misc Intangible Plant	63,001,891.89	16,425,256.03	(11,873,767.13)	-	4,551,488.90	67,553,380.79	(30,970,580.51)	36,582,800.28
E303.10-CCS Software	55,840,281.62	(18,393.09)	(37,077,853.47)	-	(37,096,246.56)	18,744,035.06	(7,145,754.09)	11,598,280.97
	118,942,547.92	16,406,862.94	(48,951,620.60)	-	(32,544,757.66)	86,397,790.26	(38,189,739.67)	48,208,050.59
Electric Other Production								
E340.10-Land Rights	176,409.31	-	-	-	-	176,409.31	(132,118.30)	44,291.01
E340.20-Land	357,491.86	360,611.73	-	-	360,611.73	718,103.59	-	718,103.59
E341.00-Structures and Improvements	87,457,195.98	1,296,149.39	(155,614.84)	1,906,770.00	3,047,304.55	90,504,500.53	(29,554,527.05)	60,949,973.48
E342.00-Fuel Holders, Producers, Ac	62,631,347.41	71,143.98	(9,125.79)	440,460.00	502,478.19	63,133,825.60	(23,647,106.54)	39,486,719.06
E342.01-AROP Fuel Holders, Prod, Ac	-	-	-	-	-	-	0.00	0.00
E343.00-Prime Movers	659,401,590.29	13,835,889.85	(4,873,887.40)	-	8,962,002.45	668,363,592.74	(244,702,539.19)	423,661,053.55
E344.00-Generators	135,898,033.50	1,347,126.31	(591,248.06)	902,460.00	1,658,338.25	137,556,371.75	(50,044,009.21)	87,512,362.54
E345.00-Accessory Electric Equipmen	78,893,445.39	561,650.85	-	(3,249,690.00)	(2,688,039.15)	76,205,406.24	(31,565,150.95)	44,640,255.29
E345.01-AROP Accessory Electric Equipmen	-	-	-	-	-	-	-	-
E346.00-Misc Power Plant Equipment	9,182,438.04	150,861.98	(58,350.02)	-	92,511.96	9,274,950.00	(4,058,709.49)	5,216,240.51
E347.07-ARO Cost Other Prod (Eqp)	406,991.12	-	-	-	-	406,991.12	(93,676.46)	313,314.66
	1,034,404,942.90	17,623,434.09	(5,688,226.11)	-	11,935,207.98	1,046,340,150.88	(383,797,837.19)	662,542,313.69

[ToC](#)

KENTUCKY UTILITIES COMPANY
TOTAL PLANT IN SERVICE - ELECTRIC - NBV - REGULATORY ACCOUNTING
DECEMBER 2019

KY, VA, TN	Beginning Balance	Additions	Retirements	Transfers/ Adjustments	Net Additions	Ending Balance	Reserve	Total Plant in Service Net Book Value
TOTAL 101 & 106								
Electric Steam Production								
E310.20-Land	24,754,827.98	188,534.22	-	-	188,534.22	24,943,362.20	-	24,943,362.20
E311.00-Structures and Improvements	356,744,719.89	4,433,920.91	(9,782,858.35)	-	(5,348,937.44)	351,395,782.45	(162,550,589.52)	188,845,192.93
E311.01-AROP Structures and Improv	-	-	-	-	-	-	-	-
E312.00-Boiler Plant Equipment	3,996,765,264.35	172,234,179.42	(103,598,830.22)	-	68,635,349.20	4,065,400,613.55	(1,319,002,162.18)	2,746,398,451.37
E312.01-AROP Boiler Plant Equipment	-	-	-	-	-	-	-	-
E314.00-Turbogenerator Units	342,643,685.47	29,040,278.27	(35,147,119.70)	-	(6,106,841.43)	336,536,844.04	(143,036,411.21)	193,500,432.83
E314.01-AROP Turbogenerator Units	-	-	-	-	-	-	-	-
E315.00-Accessory Electric Equipmen	256,953,415.94	5,574,008.67	(3,966,450.48)	-	1,607,558.19	258,560,974.13	(117,863,419.12)	140,697,555.01
E315.01-AROP Accessory Electric Equipmen	-	-	-	-	-	-	-	-
E316.00-Misc Power Plant Equip	37,295,171.93	2,694,602.59	(645,717.91)	-	2,048,884.68	39,344,056.61	(17,035,244.69)	22,308,811.92
E317.07-ARO Cost Steam (Eqp)	31,236,346.33	-	(13,307,183.55)	172,903.31	(13,134,280.24)	18,102,066.09	(4,083,576.78)	14,018,489.31
E317.08-ARO Cost Steam (CCR)	167,412,714.06	-	(37,232.91)	505,318.72	468,085.81	167,880,799.87	(138,280,798.17)	29,600,001.70
	5,213,806,145.95	214,165,524.08	(166,485,393.12)	678,222.03	48,358,352.99	5,262,164,498.94	(1,901,852,201.67)	3,360,312,297.27
Electric Transmission								
E350.10-Land Rights	29,552,045.48	-	-	-	-	29,552,045.48	(18,103,643.22)	11,448,402.26
E350.20-Land	2,362,509.37	-	(12.67)	-	(12.67)	2,362,496.70	-	2,362,496.70
E352.10-Struct & Imp-Non Sys Contro	32,563,151.24	1,149,433.85	(17,012.48)	-	1,132,421.37	33,695,572.61	(8,084,194.71)	25,611,377.90
E352.20-Struct & Imp-Sys Control/Co	82,985.22	5,772.53	(82,985.22)	-	(77,212.69)	5,772.53	44,632.95	50,405.48
E353.10-Station Equipment - Non Sys	337,450,911.99	21,002,733.90	(3,022,390.39)	-	17,980,343.51	355,431,255.50	(76,975,046.04)	278,456,209.46
E353.11-AROP Station Equip Non Sys	-	-	-	-	-	-	(0.00)	(0.00)
E353.20-Station Equip-Sys Control	2,624,070.45	-	(596,313.50)	-	(596,313.50)	2,027,756.95	(5,129,894.52)	(3,102,137.57)
E354.00-Towers and Fixtures	78,033,094.15	(31,724.51)	(33,393.76)	-	(65,118.27)	77,967,975.88	(53,612,492.25)	24,355,483.63
E355.00-Poles and Fixtures	353,795,847.94	72,599,967.82	(1,233,860.43)	-	71,366,107.39	425,161,955.33	(83,236,367.14)	341,925,588.19
E356.00-OH Conductors and Devices	199,539,682.22	11,385,126.66	(307,759.31)	-	11,077,367.35	210,617,049.57	(119,264,308.85)	91,352,740.72
E357.00-Underground Conduit	448,760.26	228,808.46	-	-	228,808.46	677,568.72	(264,160.27)	413,408.45
E358.00-UG Conductors and Devices	1,302,899.12	61,390.08	-	-	61,390.08	1,364,289.20	(968,289.31)	395,999.89
E359.15-ARO Cost Transm (L/B)	73,005.42	-	-	(34,809.56)	(34,809.56)	38,195.86	(7,891.33)	30,304.53
E359.17-ARO Cost Transm (Eqp)	476,682.77	-	-	(260,561.22)	(260,561.22)	216,121.55	(98,651.80)	117,469.75
	1,038,305,645.63	106,401,508.79	(5,293,727.76)	(295,370.78)	100,812,410.25	1,139,118,055.88	(365,700,306.49)	773,417,749.39
Total Plant in Service	9,557,709,747.49	544,825,709.08	(252,321,728.56)	217,588.68	292,721,569.20	9,850,431,316.69	(3,497,805,238.32)	6,352,626,078.37

KENTUCKY UTILITIES COMPANY

[ToC](#)TOTAL PLANT IN SERVICE - ELECTRIC - COST - REGULATORY ACCOUNTING
DECEMBER 2019

KY, VA, TN Plant in Service TOTAL 101	Beginning Balance	Additions	Retirements	Transfers/ Adjustments	Net Additions	Ending Balance
Electric Distribution						
E360.10-Land Rights	2,168,929.31	444,815.80	-	-	444,815.80	2,613,745.11
E360.20-Land	5,970,721.14	330,859.97	-	(22,690.20)	308,169.77	6,278,890.91
E361.00-Structures and Improvements	14,272,391.89	1,413,661.60	(26,813.32)	208.27	1,387,056.55	15,659,448.44
E362.00-Station Equipment	194,546,524.10	28,353,099.04	(852,784.82)	(77,681.74)	27,422,632.48	221,969,156.58
E364.00-Poles, Towers, and Fixtures	398,194,934.57	25,335,948.24	(2,287,795.93)	-	23,048,152.31	421,243,086.88
E365.00-OH Conductors and Devices	368,817,078.63	30,463,064.80	(8,962,258.83)	77,681.74	21,578,487.71	390,395,566.34
E366.00-Underground Conduit	2,223,628.51	216,870.11	-	-	216,870.11	2,440,498.62
E367.00-UG Conductors and Devices	196,872,239.24	11,802,541.14	(483,137.77)	-	11,319,403.37	208,191,642.61
E368.00-Line Transformers	317,511,386.44	10,033,086.29	(3,551,423.06)	-	6,481,663.23	323,993,049.67
E369.00-Services	122,679,215.54	8,533,420.12	(136,207.85)	-	8,397,212.27	131,076,427.81
E370.00-Meters	62,854,814.66	1,677,866.92	(938,285.26)	-	739,581.66	63,594,396.32
E370.01-Meters AMS	1,342,161.75	1,553,443.37	-	(770.41)	1,552,672.96	2,894,834.71
E370.11-Meters AMI	-	-	-	770.41	770.41	770.41
E370.20-Meters CT and PT	11,470,225.47	584,496.90	(439,915.23)	-	144,581.67	11,614,807.14
E371.00-Install on Customer Premise	-	-	-	-	-	-
E371.01-Install Charging Stations - 101	-	159,233.81	-	-	159,233.81	159,233.81
E373.00-Street Lighting / Signal Sy	122,032,989.76	954,021.99	(143,911.13)	-	810,110.86	122,843,100.62
E374.05-ARO Cost Elec Dist (L/B)	630,763.65	-	(2,707.72)	(141,580.80)	(144,288.52)	486,475.13
E374.07-ARO Cost Elec Dist (Eqp)	25,485.32	-	-	-	-	25,485.32
	1,821,613,489.98	121,856,430.10	(17,825,240.92)	(164,062.73)	103,867,126.45	1,925,480,616.43
Electric General Plant						
E389.20-Land	3,432,562.15	253,921.70	-	(1,199.84)	252,721.86	3,685,284.01
E390.10-Structures and Improvements	66,087,495.78	5,659,409.28	(646,365.64)	40,711.11	5,053,754.75	71,141,250.53
E390.20-Improvements to Leased Property	441,283.86	5,247.68	-	(40,711.11)	(35,463.43)	405,820.43
E391.10-Office Equipment	11,370,136.00	1,058,886.64	(189,917.61)	-	868,969.03	12,239,105.03
E391.20-Non PC Computer Equipment	24,750,364.10	6,017,301.11	(4,962,328.48)	-	1,054,972.63	25,805,336.73
E391.30-Cash Processing Equipment	-	-	-	-	-	-
E391.31-Personal Computers	4,641,178.70	1,645,796.73	(1,194,841.37)	-	450,955.36	5,092,134.06
E392.00-Cars and Light Trucks	1,699,975.26	88,447.03	(81,182.09)	-	7,264.94	1,707,240.20
E392.10-Heavy Trucks and Other	5,876,572.23	-	-	-	-	5,876,572.23
E393.00-Stores Equipment	890,310.29	-	(50,376.01)	-	(50,376.01)	839,934.28
E394.00-Tools, Shop, and Garage Equ	13,728,786.26	861,547.72	(218,550.77)	-	642,996.95	14,371,783.21
E395.00-Laboratory Equipment	-	-	-	-	-	-
E396.00-Power Op Equip - Lg Mach	-	-	-	-	-	-
E396.10-Power Op Equip-Lg Mach	3,586,292.32	734,458.74	(24,822.74)	-	709,636.00	4,295,928.32
E396.20-Power Op Equip-Other	623,329.51	-	(3,705.14)	-	(3,705.14)	619,624.37
E397.00- Microwave, Fiber, Other	31,074,591.34	4,637,688.22	(515,792.17)	-	4,121,896.05	35,196,487.39
E397.10-Comm Eq Radio and Telephone	19,975,444.51	2,009,222.79	(166,647.27)	-	1,842,575.52	21,818,020.03
E397.20-DSM Communication Equipment	7,600,516.34	4,958.78	-	-	4,958.78	7,605,475.12
E398.00-Miscellaneous Equipment	-	-	-	-	-	-
	195,778,838.65	22,976,886.42	(8,054,529.29)	(1,199.84)	14,921,157.29	210,699,995.94

[ToC](#)

KENTUCKY UTILITIES COMPANY
TOTAL PLANT IN SERVICE - ELECTRIC - COST - REGULATORY ACCOUNTING
DECEMBER 2019

	Beginning Balance	Additions	Retirements	Transfers/ Adjustments	Net Additions	Ending Balance
KY, VA, TN Plant in Service						
Electric Hydro Production						
E330.10-Land Rights	855,636.47	-	-	-	-	855,636.47
E331.00-Structures and Improvements	2,999,390.54	354,545.77	(22,985.41)	-	331,560.36	3,330,950.90
E332.00-Reservoirs, Dams, and Water	21,885,646.37	-	-	-	-	21,885,646.37
E333.00-Water Wheels, Turbines, Gen	14,046,741.58	-	-	-	-	14,046,741.58
E334.00-Accessory Electric Equipmen	1,335,608.56	-	(5.35)	-	(5.35)	1,335,603.21
E335.00-Misc Power Plant Equipment	329,374.18	-	-	-	-	329,374.18
E336.00-Roads, Railroads, and Bridg	234,509.13	-	-	-	-	234,509.13
E337.07-ARO Cost Hydro Prod (Eqp)	645,787.99	-	-	-	-	645,787.99
	<u>42,332,694.82</u>	<u>354,545.77</u>	<u>(22,990.76)</u>	<u>-</u>	<u>331,555.01</u>	<u>42,664,249.83</u>
Electric Intangible Plant						
E301.00-Organization	44,455.58	-	-	-	-	44,455.58
E302.00-Franchises and Consents	55,918.83	-	-	-	-	55,918.83
E303.00-Misc Intangible Plant	57,733,811.72	15,683,909.52	(11,873,767.13)	-	3,810,142.39	61,543,954.11
E303.10-CCS Software	55,494,363.99	-	(37,077,853.47)	-	(37,077,853.47)	18,416,510.52
	<u>113,328,550.12</u>	<u>15,683,909.52</u>	<u>(48,951,620.60)</u>	<u>-</u>	<u>(33,267,711.08)</u>	<u>80,060,839.04</u>
Electric Other Production						
E340.10-Land Rights	176,409.31	-	-	-	-	176,409.31
E340.20-Land	357,491.86	360,611.73	-	-	360,611.73	718,103.59
E341.00-Structures and Improvements	86,660,797.21	919,289.31	(155,614.84)	1,906,770.00	2,670,444.47	89,331,241.68
E342.00-Fuel Holders, Producers, Ac	62,620,524.54	66,161.99	(9,125.79)	440,460.00	497,496.20	63,118,020.74
E342.01-AROP Fuel Holders, Prod, Ac	-	-	-	-	-	-
E343.00-Prime Movers	645,165,413.35	10,513,877.23	(4,873,887.40)	-	5,639,989.83	650,805,403.18
E344.00-Generators	131,500,875.68	4,420,623.75	(591,248.06)	902,460.00	4,731,835.69	136,232,711.37
E345.00-Accessory Electric Equipmen	78,822,760.21	16,682.75	-	(3,249,690.00)	(3,233,007.25)	75,589,752.96
E345.01-AROP Accessory Electric Equipmen	-	-	-	-	-	-
E346.00-Misc Power Plant Equipment	9,101,602.87	107,163.81	(58,350.02)	-	48,813.79	9,150,416.66
E347.07-ARO Cost Other Prod (Eqp)	406,991.12	-	-	-	-	406,991.12
	<u>1,014,812,866.15</u>	<u>16,404,410.57</u>	<u>(5,688,226.11)</u>	<u>-</u>	<u>10,716,184.46</u>	<u>1,025,529,050.61</u>

KENTUCKY UTILITIES COMPANY

[ToC](#)TOTAL PLANT IN SERVICE - ELECTRIC - COST - REGULATORY ACCOUNTING
DECEMBER 2019

	Beginning Balance	Additions	Retirements	Transfers/ Adjustments	Net Additions	Ending Balance
KY, VA, TN Plant in Service						
Electric Steam Production						
E310.20-Land	13,768,384.10	11,174,978.10	-	-	11,174,978.10	24,943,362.20
E311.00-Structures and Improvements	348,013,600.90	9,656,420.50	(9,782,858.35)	-	(126,437.85)	347,887,163.05
E311.01-AROP Structures and Improv	-	-	-	-	-	-
E312.00-Boiler Plant Equipment	3,888,584,075.94	113,128,237.69	(103,598,830.22)	-	9,529,407.47	3,898,113,483.41
E312.01-AROP Boiler Plant Equipment	-	-	-	-	-	-
E314.00-Turbogenerator Units	336,613,432.63	9,553,091.37	(35,147,119.70)	-	(25,594,028.33)	311,019,404.30
E314.01-AROP Turbogenerator Units	-	-	-	-	-	-
E315.00-Accessory Electric Equipmen	252,925,882.45	1,301,713.65	(3,966,450.48)	-	(2,664,736.83)	250,261,145.62
E315.01-AROP Accessory Electric Equipmen	-	-	-	-	-	-
E316.00-Misc Power Plant Equip	35,560,107.85	3,539,197.23	(645,717.91)	-	2,893,479.32	38,453,587.17
E317.07-ARO Cost Steam (Eqp)	31,236,346.33	-	(13,307,183.55)	172,903.31	(13,134,280.24)	18,102,066.09
E317.08-ARO Cost Steam (CCR)	167,412,714.06	-	(37,232.91)	505,318.72	468,085.81	167,880,799.87
	5,074,114,544.26	148,353,638.54	(166,485,393.12)	678,222.03	(17,453,532.55)	5,056,661,011.71
Electric Transmission						
E350.10-Land Rights	29,552,045.48	-	-	-	-	29,552,045.48
E350.20-Land	2,362,509.37	-	(12.67)	-	(12.67)	2,362,496.70
E352.10-Struct & Imp-Non Sys Contro	31,084,246.84	105,848.00	(17,012.48)	-	88,835.52	31,173,082.36
E352.20-Struct & Imp-Sys Control/Co	82,985.22	-	(82,985.22)	-	(82,985.22)	-
E353.10-Station Equipment - Non Sys	293,375,263.13	19,028,717.73	(3,022,390.39)	-	16,006,327.34	309,381,590.47
E353.11-AROP Station Equip Non Sys	-	-	-	-	-	-
E353.20-Station Equip-Sys Control	2,624,070.45	-	(596,313.50)	-	(596,313.50)	2,027,756.95
E354.00-Towers and Fixtures	78,033,094.15	(31,724.51)	(33,393.76)	-	(65,118.27)	77,967,975.88
E355.00-Poles and Fixtures	298,070,646.61	64,599,728.35	(1,233,860.43)	-	63,365,867.92	361,436,514.53
E356.00-OH Conductors and Devices	183,118,828.20	8,927,496.18	(307,759.31)	-	8,619,736.87	191,738,565.07
E357.00-Underground Conduit	448,760.26	-	-	-	-	448,760.26
E358.00-UG Conductors and Devices	1,301,737.01	1,792.00	-	-	1,792.00	1,303,529.01
E359.15-ARO Cost Transm (L/B)	73,005.42	-	-	(34,809.56)	(34,809.56)	38,195.86
E359.17-ARO Cost Transm (Eqp)	476,682.77	-	-	(260,561.22)	(260,561.22)	216,121.55
	920,603,874.91	92,631,857.75	(5,293,727.76)	(295,370.78)	87,042,759.21	1,007,646,634.12
Total 101 Plant in Service	9,182,584,858.89	418,261,678.67	(252,321,728.56)	217,588.68	166,157,538.79	9,348,742,397.68
106 - Construction Completed not Classified						
Electric Distribution						
E360.20-Land	-	166,209.73	-	-	166,209.73	166,209.73
E361.00-Structures and Improvements	110,848.60	7,815,174.36	-	-	7,815,174.36	7,926,022.96
E362.00-Station Equipment	30,409,636.40	(5,169,360.83)	-	-	(5,169,360.83)	25,240,275.57
E364.00-Poles, Towers, and Fixtures	8,485,708.63	12,112,709.62	-	-	12,112,709.62	20,598,418.25
E365.00-OH Conductors and Devices	26,333,161.02	26,829,427.89	-	-	26,829,427.89	53,162,588.91
E366.00-Underground Conduit	171,002.52	(169,208.30)	-	-	(169,208.30)	1,794.22
E367.00-UG Conductors and Devices	4,734,358.50	1,808,844.16	-	-	1,808,844.16	6,543,202.66
E368.00-Line Transformers	2,914,014.92	(2,031,666.46)	-	-	(2,031,666.46)	882,348.46
E369.00-Services	13,727.23	40,966.44	-	-	40,966.44	54,693.67
E370.00-Meters	421,008.79	(1,015,442.62)	-	851,176.80	(164,265.82)	256,742.97
E370.01-Meters AMS	1,092,179.63	(235,500.79)	-	(851,176.80)	(1,086,677.59)	5,502.04
E370.11-Meters AMI	-	-	-	-	-	-

KENTUCKY UTILITIES COMPANY

[ToC](#)TOTAL PLANT IN SERVICE - ELECTRIC - COST - REGULATORY ACCOUNTING
DECEMBER 2019

	Beginning Balance	Additions	Retirements	Transfers/ Adjustments	Net Additions	Ending Balance
KY, VA, TN Plant in Service						
E371.00-Install on Customer Premise	6,164.11	(6,164.11)	-	-	(6,164.11)	-
E373.00-Street Lighting / Signal Sy	1,955,622.08	3,292,593.38	-	-	3,292,593.38	5,248,215.46
	76,647,432.43	43,438,582.47	-	-	43,438,582.47	120,086,014.90
Electric General Plant						
E390.10-Structures and Improvements	1,556,469.87	5,547,621.49	-	-	5,547,621.49	7,104,091.36
E391.10-Office Equipment	0.00	37,117.00	-	-	37,117.00	37,117.00
E391.20-Non PC Computer Equipment	3,696,661.47	443,475.64	-	-	443,475.64	4,140,137.11
E391.30-Cash Processing Equipment	-	-	-	-	-	-
E391.31-Personal Computers	1,513,430.24	(1,513,386.09)	-	-	(1,513,386.09)	44.15
E392.00-Cars and Light Trucks	14,512.18	224,531.47	-	-	224,531.47	239,043.65
E392.10-Heavy Trucks and Other	-	23,703.85	-	-	23,703.85	23,703.85
E393.00-Stores Equipment	-	-	-	-	-	-
E394.00-Tools, Shop, and Garage Equ	211,621.58	430,743.34	-	-	430,743.34	642,364.92
E396.00-Power Op Equip - Lg Mach	-	-	-	-	-	-
E396.10-Power Op Equip-Lg Mach	260,991.53	391,473.01	-	-	391,473.01	652,464.54
E396.20-Power Op Equip-Other	-	424,426.74	-	-	424,426.74	424,426.74
E397.00-Comm Equip Microwave	1,454,047.30	(1,244,556.84)	-	-	(1,244,556.84)	209,490.46
E397.10-Comm Equip General	5,552,340.19	(2,746,793.26)	-	-	(2,746,793.26)	2,805,546.93
E397.20-Communication Equipment	764.16	(655.48)	-	-	(655.48)	108.68
	14,260,838.52	2,017,700.87	-	-	2,017,700.87	16,278,539.39
Electric Hydro Production						
E331.00-Structures and Improvements	1,617,170.69	(415,766.45)	-	-	(415,766.45)	1,201,404.24
E332.00-Reservoirs, Dams, and Water	-	-	-	-	-	-
E333.00-Water Wheels, Turbines, Gen	0.00	-	-	-	-	0.00
E334.00-Accessory Elec Equip	-	-	-	-	-	-
E335.00-Misc Power Plant Equipment	-	-	-	-	-	-
E336.00-Roads, Railroads, and Bridg	-	-	-	-	-	-
	1,617,170.69	(415,766.45)	-	-	(415,766.45)	1,201,404.24
Electric Intangible Plant						
E303.00-Misc Intangible Plant	5,268,080.17	741,346.51	-	-	741,346.51	6,009,426.68
E303.10-CCS Software	345,917.63	(18,393.09)	-	-	(18,393.09)	327,524.54
	5,613,997.80	722,953.42	-	-	722,953.42	6,336,951.22
Electric Other Production						
E341.00-Structures and Improvements	796,398.77	376,860.08	-	-	376,860.08	1,173,258.85
E342.00-Fuel Holders, Producers, Ac	10,822.87	4,981.99	-	-	4,981.99	15,804.86
E343.00-Prime Movers	14,236,176.94	3,322,012.62	-	-	3,322,012.62	17,558,189.56
E344.00-Generators	4,397,157.82	(3,073,497.44)	-	-	(3,073,497.44)	1,323,660.38
E345.00-Accessory Electric Equip	70,685.18	544,968.10	-	-	544,968.10	615,653.28
E346.00-Misc Power Plant Equip	80,835.17	43,698.17	-	-	43,698.17	124,533.34
	19,592,076.75	1,219,023.52	-	-	1,219,023.52	20,811,100.27
Electric Steam Production						
E310.20-Land	10,986,443.88	(10,986,443.88)	-	-	(10,986,443.88)	-
E311.00-Structures and Improvements	8,731,118.99	(5,222,499.59)	-	-	(5,222,499.59)	3,508,619.40
E311.01-AROP Structures and Improvements	-	-	-	-	-	-

KENTUCKY UTILITIES COMPANY

[ToC](#)TOTAL PLANT IN SERVICE - ELECTRIC - COST - REGULATORY ACCOUNTING
DECEMBER 2019

	Beginning Balance	Additions	Retirements	Transfers/ Adjustments	Net Additions	Ending Balance
KY, VA, TN Plant in Service						
E312.00-Boiler Plant Equipment	108,181,188.41	59,105,941.73	-	-	59,105,941.73	167,287,130.14
E314.00-Turbogenerator Units	6,030,252.84	19,487,186.90	-	-	19,487,186.90	25,517,439.74
E315.00-Accessory Electric Equipmen	4,027,533.49	4,272,295.02	-	-	4,272,295.02	8,299,828.51
E316.00-Misc Power Plant Equip	1,735,064.08	(844,594.64)	-	-	(844,594.64)	890,469.44
	139,691,601.69	65,811,885.54	-	-	65,811,885.54	205,503,487.23
Electric Transmission						
E350.10-Land Rights	-	-	-	-	-	-
E350.20-Land	-	-	-	-	-	-
E352.10-Struct & Imp-Non Sys Contro	1,478,904.40	1,043,585.85	-	-	1,043,585.85	2,522,490.25
E352.20-Struct & Imp-Sys Control/Co - 106	-	5,772.53	-	-	5,772.53	5,772.53
E353.10-Station Equipment - Non Sys	44,075,648.86	1,974,016.17	-	-	1,974,016.17	46,049,665.03
E353.20-Station Equip-Sys Control	-	-	-	-	-	-
E354.00-Towers and Fixtures	(0.00)	-	-	-	-	(0.00)
E355.00-Poles and Fixtures	55,725,201.33	8,000,239.47	-	-	8,000,239.47	63,725,440.80
E356.00-OH Conductors and Devices	16,420,854.02	2,457,630.48	-	-	2,457,630.48	18,878,484.50
E357.00-Underground Conduit	-	228,808.46	-	-	228,808.46	228,808.46
E358.00-UG Conductors and Devices	1,162.11	59,598.08	-	-	59,598.08	60,760.19
	117,701,770.72	13,769,651.04	-	-	13,769,651.04	131,471,421.76
Total 106 Construction Completed not Classified	375,124,888.60	126,564,030.41	-	-	126,564,030.41	501,688,919.01
Total Plant in Service	9,557,709,747.49	544,825,709.08	(252,321,728.56)	217,588.68	292,721,569.20	9,850,431,316.69

[ToC](#)

KENTUCKY UTILITIES COMPANY
 KENTUCKY - TOTAL PLANT IN SERVICE - ELECTRIC - NBV - REGULATORY ACCOUNTING
 DECEMBER 2019

	Beginning Balance	Additions	Retirements	Transfers/ Adjustments	Net Additions	Ending Balance	Reserve	Total Plant in Service Net Book Value
TOTAL 101 & 106 Plant in Service								
Electric Distribution								
E360.10-Land Rights	2,075,300.07	332,578.34	-	-	332,578.34	2,407,878.41	(1,440,073.67)	967,804.74
E360.20-Land	5,866,059.71	497,069.70	-	(22,690.20)	474,379.50	6,340,439.21	(0.00)	6,340,439.21
E361.00-Structures and Improvements	13,789,673.25	9,157,954.55	(26,264.26)	208.27	9,131,898.56	22,921,571.81	(2,961,090.06)	19,960,481.75
E362.00-Station Equipment	216,353,349.78	22,927,594.25	(841,009.67)	(77,681.74)	22,008,902.84	238,362,252.62	(53,772,178.87)	184,590,073.75
E364.00-Poles, Towers, and Fixtures	376,711,398.62	34,758,279.29	(2,041,456.75)	-	32,716,822.54	409,428,221.16	(163,013,129.80)	246,415,091.36
E365.00-OH Conductors and Devices	368,190,346.84	54,904,215.51	(8,463,756.52)	77,681.74	46,518,140.73	414,708,487.57	(105,260,982.20)	309,447,505.37
E366.00-Underground Conduit	2,394,631.03	47,661.81	-	-	47,661.81	2,442,292.84	(1,059,871.99)	1,382,420.85
E367.00-UG Conductors and Devices	197,140,455.11	13,490,640.78	(480,240.28)	-	13,010,400.50	210,150,855.61	(54,178,831.22)	155,972,024.39
E368.00-Line Transformers	309,344,069.72	7,972,307.63	(3,458,139.18)	-	4,514,168.45	313,858,238.17	(145,573,103.93)	168,285,134.24
E369.00-Services	116,626,639.45	8,331,159.37	(133,150.56)	-	8,198,008.81	124,824,648.26	(62,117,929.07)	62,706,719.19
E370.00-Meters	60,323,542.37	667,479.97	(923,670.42)	851,176.80	594,986.35	60,918,528.72	(31,267,295.68)	29,651,233.04
E370.01-Meters AMS	2,434,341.38	1,317,942.58	-	(851,947.21)	465,995.37	2,900,336.75	(333,230.23)	2,567,106.52
E370.11-Meters AMI	-	-	-	770.41	770.41	-	(55.68)	714.73
E370.20-Meters CT and PT	10,648,521.93	584,496.90	(436,016.62)	-	148,480.28	10,797,002.21	(5,116,991.66)	5,680,010.55
E371.00-Install on Customer Premise	6,164.11	(6,164.11)	-	-	(6,164.11)	-	(76.08)	(76.08)
E371.01-Install Charging Stations - 101	-	159,233.81	-	-	159,233.81	159,233.81	(7,298.22)	151,935.59
E373.00-Street Lighting / Signal Sy	120,247,660.25	4,072,534.86	(141,752.01)	-	3,930,782.85	124,178,443.10	(46,406,635.39)	77,771,807.71
E374.05-ARO Cost Elec Dist (L/B)	630,763.65	-	(2,707.72)	(141,580.80)	(144,288.52)	486,475.13	(58,400.03)	428,075.10
E374.07-ARO Cost Elec Dist (Eqp)	25,485.32	-	-	-	-	25,485.32	(70,166.35)	(44,681.03)
	1,802,808,402.59	159,214,985.24	(16,948,163.99)	(164,062.73)	142,102,758.52	1,944,911,161.11	(672,637,340.13)	1,272,273,820.98
Electric General Plant								
E389.20-Land	3,017,082.76	139,665.49	-	(1,199.84)	138,465.65	3,155,548.41	0.00	3,155,548.41
E390.10-Structures and Improvements	66,089,420.35	6,227,534.60	(641,270.94)	40,711.11	5,626,974.77	71,716,395.12	(14,161,669.02)	57,554,726.10
E390.20-Improvements to Leased Property	428,893.63	5,247.68	-	(40,711.11)	(35,463.43)	393,430.20	(314,621.22)	78,808.98
E391.10-Office Equipment	11,369,061.90	1,096,003.64	(189,917.61)	-	906,086.03	12,275,147.93	(5,802,405.88)	6,472,742.05
E391.20-Non PC Computer Equipment	28,447,025.57	6,460,776.75	(4,962,328.48)	-	1,498,448.27	29,945,473.84	(13,534,234.47)	16,411,239.37
E391.30-Cash Processing Equipment	-	-	-	-	-	-	-	-
E391.31-Personal Computers	6,154,608.94	132,410.64	(1,194,841.37)	-	(1,062,430.73)	5,092,178.21	(1,062,274.45)	4,029,903.76
E392.00-Cars and Light Trucks	1,663,902.38	312,978.50	(81,182.09)	-	231,796.41	1,895,698.79	(776,925.95)	1,118,772.84
E392.10-Heavy Trucks and Other	5,876,572.23	23,703.85	-	-	23,703.85	5,900,276.08	(3,556,201.78)	2,344,074.30
E393.00-Stores Equipment	889,433.74	-	(50,376.01)	-	(50,376.01)	839,057.73	(429,905.22)	409,152.51
E394.00-Tools, Shop, and Garage Equ	13,469,633.98	1,275,291.38	(205,554.57)	-	1,069,736.81	14,539,370.79	(4,917,355.39)	9,622,015.40
E395.00-Laboratory Equipment	-	-	-	-	-	-	(0.00)	(0.00)
E396.00-Power Op Equip - Lg Mach	-	-	-	-	-	-	(0.00)	(0.00)
E396.10-Power Op Equip-Lg Mach	3,565,006.59	1,116,195.16	(24,822.74)	-	1,091,372.42	4,656,379.01	(1,156,900.26)	3,499,478.75
E396.20-Power Op Equip-Other	623,329.51	424,426.74	(3,705.14)	-	420,721.60	1,044,051.11	(319,565.31)	724,485.80
E397.00- Microwave, Fiber, Other	31,931,024.31	2,993,698.81	(515,792.17)	-	2,477,906.64	34,408,930.95	(13,645,544.50)	20,763,386.45
E397.10-Comm Eq Radio and Telephone	25,145,300.42	(737,570.47)	(42,196.73)	-	(779,767.20)	24,365,533.22	(13,608,619.91)	10,756,913.31
E397.20-DSM Communication Equipment	7,601,280.50	4,303.30	-	-	4,303.30	7,605,583.80	(3,725,665.83)	3,879,917.97
E398.00-Miscellaneous Equipment	-	-	-	-	-	-	0.00	0.00
	206,271,576.81	19,474,666.07	(7,911,987.85)	(1,199.84)	11,561,478.38	217,833,055.19	(77,011,889.19)	140,821,166.00

[ToC](#)

KENTUCKY UTILITIES COMPANY
KENTUCKY - TOTAL PLANT IN SERVICE - ELECTRIC - NBV - REGULATORY ACCOUNTING
DECEMBER 2019

	Beginning Balance	Additions	Retirements	Transfers/ Adjustments	Net Additions	Ending Balance	Reserve	Total Plant in Service Net Book Value
TOTAL 101 & 106								
Electric Hydro Production								
E330.10-Land Rights	855,636.47	-	-	-	-	855,636.47	(912,332.60)	(56,696.13)
E331.00-Structures and Improvements	4,616,561.23	(61,220.68)	(22,985.41)	-	(84,206.09)	4,532,355.14	(413,947.44)	4,118,407.70
E332.00-Reservoirs, Dams, and Water	21,885,646.37	-	-	-	-	21,885,646.37	(10,458,804.77)	11,426,841.60
E333.00-Water Wheels, Turbines, Gen	14,046,741.58	-	-	-	-	14,046,741.58	(2,931,616.71)	11,115,124.87
E334.00-Accessory Electric Equipmen	1,335,608.56	-	(5.35)	-	(5.35)	1,335,603.21	(369,766.67)	965,836.54
E335.00-Misc Power Plant Equipment	329,374.18	-	-	-	-	329,374.18	(168,322.77)	161,051.41
E336.00-Roads, Railroads, and Bridg	234,509.13	-	-	-	-	234,509.13	(103,633.04)	130,876.09
E337.07-ARO Cost Hydro Prod (Eqp)	645,787.99	-	-	-	-	645,787.99	(73,366.27)	572,421.72
	<u>43,949,865.51</u>	<u>(61,220.68)</u>	<u>(22,990.76)</u>	<u>-</u>	<u>(84,211.44)</u>	<u>43,865,654.07</u>	<u>(15,431,790.27)</u>	<u>28,433,863.80</u>
Electric Intangible Plant								
E301.00-Organization	39,116.89	-	-	-	-	39,116.89	-	39,116.89
E302.00-Franchises and Consents	55,918.83	-	-	-	-	55,918.83	(73,405.07)	(17,486.24)
E303.00-Misc Intangible Plant	63,001,891.89	16,425,256.03	(11,873,767.13)	-	4,551,488.90	67,553,380.79	(30,970,580.51)	36,582,800.28
E303.10-CCS Software	55,840,281.62	(18,393.09)	(37,077,853.47)	-	(37,096,246.56)	18,744,035.06	(7,145,754.09)	11,598,280.97
	<u>118,937,209.23</u>	<u>16,406,862.94</u>	<u>(48,951,620.60)</u>	<u>-</u>	<u>(32,544,757.66)</u>	<u>86,392,451.57</u>	<u>(38,189,739.67)</u>	<u>48,202,711.90</u>
Electric Other Production								
E340.10-Land Rights	176,409.31	-	-	-	-	176,409.31	(132,118.30)	44,291.01
E340.20-Land	357,491.86	360,611.73	-	-	360,611.73	718,103.59	-	718,103.59
E341.00-Structures and Improvements	87,457,195.98	1,296,149.39	(155,614.84)	1,906,770.00	3,047,304.55	90,504,500.53	(29,554,527.05)	60,949,973.48
E342.00-Fuel Holders, Producers, Ac	62,631,347.41	71,143.98	(9,125.79)	440,460.00	502,478.19	63,133,825.60	(23,647,106.54)	39,486,719.06
E342.01-AROP Fuel Holders, Prod, Ac	-	-	-	-	-	-	0.00	0.00
E343.00-Prime Movers	659,401,590.29	13,835,889.85	(4,873,887.40)	-	8,962,002.45	668,363,592.74	(244,702,539.19)	423,661,053.55
E344.00-Generators	135,898,033.50	1,347,126.31	(591,248.06)	902,460.00	1,658,338.25	137,556,371.75	(50,044,009.21)	87,512,362.54
E345.00-Accessory Electric Equipmen	78,893,445.39	561,650.85	-	(3,249,690.00)	(2,688,039.15)	76,205,406.24	(31,565,150.95)	44,640,255.29
E345.01-AROP Accessory Electric Equipmen	-	-	-	-	-	-	-	-
E346.00-Misc Power Plant Equipment	9,182,438.04	150,861.98	(58,350.02)	-	92,511.96	9,274,950.00	(4,058,709.49)	5,216,240.51
E347.07-ARO Cost Other Prod (Eqp)	406,991.12	-	-	-	-	406,991.12	(93,676.46)	313,314.66
	<u>1,034,404,942.90</u>	<u>17,623,434.09</u>	<u>(5,688,226.11)</u>	<u>-</u>	<u>11,935,207.98</u>	<u>1,046,340,150.88</u>	<u>(383,797,837.19)</u>	<u>662,542,313.69</u>

[ToC](#)

KENTUCKY UTILITIES COMPANY
 KENTUCKY - TOTAL PLANT IN SERVICE - ELECTRIC - NBV - REGULATORY ACCOUNTING
 DECEMBER 2019

	Beginning Balance	Additions	Retirements	Transfers/ Adjustments	Net Additions	Ending Balance	Reserve	Total Plant in Service Net Book Value
TOTAL 101 & 106								
Electric Steam Production								
E310.20-Land	24,754,827.98	188,534.22	-	-	188,534.22	24,943,362.20	-	24,943,362.20
E311.00-Structures and Improvements	356,744,719.89	4,433,920.91	(9,782,858.35)	-	(5,348,937.44)	351,395,782.45	(162,550,589.52)	188,845,192.93
E311.01-AROP Structures and Improv	-	-	-	-	-	-	-	-
E312.00-Boiler Plant Equipment	3,996,765,264.35	172,234,179.42	(103,598,830.22)	-	68,635,349.20	4,065,400,613.55	(1,319,002,162.18)	2,746,398,451.37
E312.01-AROP Boiler Plant Equipment	-	-	-	-	-	-	-	-
E314.00-Turbogenerator Units	342,643,685.47	29,040,278.27	(35,147,119.70)	-	(6,106,841.43)	336,536,844.04	(143,036,411.21)	193,500,432.83
E314.01-AROP Turbogenerator Units	-	-	-	-	-	-	-	-
E315.00-Accessory Electric Equipmen	256,953,415.94	5,574,008.67	(3,966,450.48)	-	1,607,558.19	258,560,974.13	(117,863,419.12)	140,697,555.01
E315.01-AROP Accessory Electric Equipmen	-	-	-	-	-	-	-	-
E316.00-Misc Power Plant Equip	37,295,171.93	2,694,602.59	(645,717.91)	-	2,048,884.68	39,344,056.61	(17,035,244.69)	22,308,811.92
E317.07-ARO Cost Steam (Eqp)	31,236,346.33	-	(13,307,183.55)	172,903.31	(13,134,280.24)	18,102,066.09	(4,083,576.78)	14,018,489.31
E317.08-ARO Cost Steam (CCR)	167,412,714.06	-	(37,232.91)	505,318.72	468,085.81	167,880,799.87	(138,280,798.17)	29,600,001.70
	5,213,806,145.95	214,165,524.08	(166,485,393.12)	678,222.03	48,358,352.99	5,262,164,498.94	(1,901,852,201.67)	3,360,312,297.27
Electric Transmission								
E350.10-Land Rights	27,309,924.55	-	-	-	-	27,309,924.55	(16,118,991.87)	11,190,932.68
E350.20-Land	2,316,808.87	-	-	-	-	2,316,808.87	-	2,316,808.87
E352.10-Struct & Imp-Non Sys Contro	30,819,952.36	1,146,149.60	(17,012.48)	-	1,129,137.12	31,949,089.48	(7,239,382.64)	24,709,706.84
E352.20-Struct & Imp-Sys Control/Co	82,985.22	5,772.53	(82,985.22)	-	(77,212.69)	5,772.53	44,632.95	50,405.48
E353.10-Station Equipment - Non Sys	313,707,954.34	20,479,523.60	(2,909,704.28)	-	17,569,819.32	331,277,773.66	(68,473,385.65)	262,804,388.01
E353.11-AROP Station Equip Non Sys	-	-	-	-	-	-	(0.00)	(0.00)
E353.20-Station Equip-Sys Control	2,624,070.45	-	(596,313.50)	-	(596,313.50)	2,027,756.95	(5,129,894.52)	(3,102,137.57)
E354.00-Towers and Fixtures	70,852,012.85	(31,724.51)	(33,393.76)	-	(65,118.27)	70,786,894.58	(48,335,209.40)	22,451,685.18
E355.00-Poles and Fixtures	340,187,251.98	71,068,081.19	(1,228,265.48)	-	69,839,815.71	410,027,067.69	(77,915,650.19)	332,111,417.50
E356.00-OH Conductors and Devices	180,468,631.75	11,274,420.04	(305,528.68)	-	10,968,891.36	191,437,523.11	(108,256,723.38)	83,180,799.73
E357.00-Underground Conduit	448,760.26	228,808.46	-	-	228,808.46	677,568.72	(264,160.27)	413,408.45
E358.00-UG Conductors and Devices	1,302,899.12	61,390.08	-	-	61,390.08	1,364,289.20	(968,289.31)	395,999.89
E359.15-ARO Cost Transm (L/B)	73,005.42	-	-	(34,809.56)	(34,809.56)	38,195.86	(7,891.33)	30,304.53
E359.17-ARO Cost Transm (Eqp)	476,682.77	-	-	(260,561.22)	(260,561.22)	216,121.55	(98,651.80)	117,469.75
	970,670,939.94	104,232,420.99	(5,173,203.40)	(295,370.78)	98,763,846.81	1,069,434,786.75	(332,763,597.41)	736,671,189.34
Total Plant in Service - KY	9,390,849,082.93	531,056,672.73	(251,181,585.83)	217,588.68	280,092,675.58	9,670,941,758.51	(3,421,684,395.53)	6,249,257,362.98

KENTUCKY UTILITIES COMPANY

[ToC](#)KENTUCKY - PLANT IN SERVICE - ELECTRIC - REGULATORY ACCOUNTING
DECEMBER 2019

	Beginning Balance	Additions	Retirements	Transfers/ Adjustments	Net retirements	Ending Balance
101 Plant in Service - KY						
Electric Distribution						
E360.10-Land Rights - 101	2,075,300.07	332,578.34	-	-	332,578.34	2,407,878.41
E360.20-Land - 101	5,866,059.71	330,859.97	-	(22,690.20)	308,169.77	6,174,229.48
E361.00-Structures and Improvements - 101	13,678,824.65	1,342,780.19	(26,264.26)	208.27	1,316,724.20	14,995,548.85
E362.00-Station Equipment - 101	185,943,713.38	28,096,955.08	(841,009.67)	(77,681.74)	27,178,263.67	213,121,977.05
E364.00-Poles, Towers, and Fixtures - 101	368,517,029.37	23,708,116.79	(2,041,456.75)	-	21,666,660.04	390,183,689.41
E365.00-OH Conductors and Devices - 101	342,233,958.07	28,765,205.78	(8,463,756.52)	77,681.74	20,379,131.00	362,613,089.07
E366.00-Underground Conduit - 101	2,223,628.51	216,870.11	-	-	216,870.11	2,440,498.62
E367.00-UG Conductors and Devices - 101	192,465,609.64	11,670,855.34	(480,240.28)	-	11,190,615.06	203,656,224.70
E368.00-Line Transformers - 101	306,432,212.90	10,001,925.64	(3,458,139.18)	-	6,543,786.46	312,975,999.36
E369.00-Services - 101	116,612,912.22	8,290,192.93	(133,150.56)	-	8,157,042.37	124,769,954.59
E370.00-Meters - 101	60,036,674.58	1,628,196.88	(923,670.42)	-	704,526.46	60,741,201.04
E370.10-Meters AMS - 101	1,342,161.75	1,553,443.37	-	(770.41)	1,552,672.96	2,894,834.71
E370.11-Meters AMI - 101	-	-	-	770.41	770.41	770.41
E370.20-Meters CT and PT - 101	10,648,521.93	584,496.90	(436,016.62)	-	148,480.28	10,797,002.21
E371.00-Install on Customer Premise - 101	-	-	-	-	-	-
E371.01-Install Charging Stations - 101	-	159,233.81	-	-	159,233.81	159,233.81
E373.00-Street Lighting / Signal Sy - 101	118,337,023.74	825,327.50	(141,752.01)	-	683,575.49	119,020,599.23
E374.05-ARO Cost Elec Dist (L/B) - 101	630,763.65	-	(2,707.72)	(141,580.80)	(144,288.52)	486,475.13
E374.07-ARO Cost Elec Dist (Eqp) - 101	25,485.32	-	-	-	-	25,485.32
	1,727,069,879.49	117,507,038.63	(16,948,163.99)	(164,062.73)	100,394,811.91	1,827,464,691.40
Electric General Plant						
E389.20-Land - 101	3,017,082.76	139,665.49	-	(1,199.84)	138,465.65	3,155,548.41
E390.10-Structures and Improvements - 101	64,532,950.48	5,578,867.07	(641,270.94)	40,711.11	4,978,307.24	69,511,257.72
E390.20-Improv to Leased Property - 101	428,893.63	5,247.68	-	(40,711.11)	(35,463.43)	393,430.20
E391.10-Office Equipment - 101	11,369,061.90	1,058,886.64	(189,917.61)	-	868,969.03	12,238,030.93
E391.20-Non PC Computer Equipment - 101	24,750,364.10	6,017,301.11	(4,962,328.48)	-	1,054,972.63	25,805,336.73
E391.30-Cash Processing Equipment - 101	-	-	-	-	-	-
E391.31-Personal Computers - 101	4,641,178.70	1,645,796.73	(1,194,841.37)	-	450,955.36	5,092,134.06
E392.00-Cars and Light Trucks - 101	1,649,390.20	88,447.03	(81,182.09)	-	7,264.94	1,656,655.14
E392.10-Heavy Trucks and Other - 101	5,876,572.23	-	-	-	-	5,876,572.23
E393.00-Stores Equipment - 101	889,433.74	-	(50,376.01)	-	(50,376.01)	839,057.73
E394.00-Tools, Shop, and Garage Equ - 101	13,258,012.40	844,548.04	(205,554.57)	-	638,993.47	13,897,005.87
E395.00-Laboratory Equipment - 101	-	-	-	-	-	-
E396.00-Power Op Equip - Lg Mach - 101	-	-	-	-	-	-
E396.10-Power Op Equip-Lg Mach - 101	3,304,015.06	724,722.15	(24,822.74)	-	699,899.41	4,003,914.47
E396.20-Power Op Equip-Other - 101	623,329.51	-	(3,705.14)	-	(3,705.14)	619,624.37
E397.00- Microwave, Fiber, Other - 101	30,476,977.01	4,238,255.65	(515,792.17)	-	3,722,463.48	34,199,440.49
E397.10-Comm Eq Radio and Telephone - 101	19,592,960.23	2,009,222.79	(42,196.73)	-	1,967,026.06	21,559,986.29
E397.20-DSM Communication Equipment - 101	7,600,516.34	4,958.78	-	-	4,958.78	7,605,475.12
E398.00-Miscellaneous Equipment - 101	-	-	-	-	-	-
	192,010,738.29	22,355,919.16	(7,911,987.85)	(1,199.84)	14,442,731.47	206,453,469.76

KENTUCKY UTILITIES COMPANY

[ToC](#)KENTUCKY - PLANT IN SERVICE - ELECTRIC - REGULATORY ACCOUNTING
DECEMBER 2019

	Beginning Balance	Additions	Retirements	Transfers/ Adjustments	Net retirements	Ending Balance
Electric Hydro Production						
E330.10-Land Rights - 101	855,636.47	-	-	-	-	855,636.47
E331.00-Structures and Improvements - 101	2,999,390.54	354,545.77	(22,985.41)	-	331,560.36	3,330,950.90
E332.00-Reservoirs, Dams, and Water - 101	21,885,646.37	-	-	-	-	21,885,646.37
E333.00-Water Wheels, Turbines, Gen - 101	14,046,741.58	-	-	-	-	14,046,741.58
E334.00-Accessory Electric Equipmen - 101	1,335,608.56	-	(5.35)	-	(5.35)	1,335,603.21
E335.00-Misc Power Plant Equipment - 101	329,374.18	-	-	-	-	329,374.18
E336.00-Roads, Railroads, and Bridg - 101	234,509.13	-	-	-	-	234,509.13
E337.07-ARO Cost Hydro Prod (Eqp) - 101	645,787.99	-	-	-	-	645,787.99
	<u>42,332,694.82</u>	<u>354,545.77</u>	<u>(22,990.76)</u>	<u>-</u>	<u>331,555.01</u>	<u>42,664,249.83</u>
Electric Intangible Plant						
E301.00-Organization - 101	39,116.89	-	-	-	-	39,116.89
E302.00-Franchises and Consents - 101	55,918.83	-	-	-	-	55,918.83
E303.00-Misc Intangible Plant - 101	57,733,811.72	15,683,909.52	(11,873,767.13)	-	3,810,142.39	61,543,954.11
E303.10-CCS Software - 101	55,494,363.99	-	(37,077,853.47)	-	(37,077,853.47)	18,416,510.52
	<u>113,323,211.43</u>	<u>15,683,909.52</u>	<u>(48,951,620.60)</u>	<u>-</u>	<u>(33,267,711.08)</u>	<u>80,055,500.35</u>
Electric Other Production						
E340.10-Land Rights - 101	176,409.31	-	-	-	-	176,409.31
E340.20-Land - 101	357,491.86	360,611.73	-	-	360,611.73	718,103.59
E341.00-Structures and Improvements - 101	86,660,797.21	919,289.31	(155,614.84)	1,906,770.00	2,670,444.47	89,331,241.68
E342.00-Fuel Holders, Producers, Ac - 101	62,620,524.54	66,161.99	(9,125.79)	440,460.00	497,496.20	63,118,020.74
E342.01-AROP Fuel Holders, Prod, Ac - 101	-	-	-	-	-	-
E343.00-Prime Movers - 101	645,165,413.35	10,513,877.23	(4,873,887.40)	-	5,639,989.83	650,805,403.18
E344.00-Generators - 101	131,500,875.68	4,420,623.75	(591,248.06)	902,460.00	4,731,835.69	136,232,711.37
E345.00-Accessory Electric Equipmen - 101	78,822,760.21	16,682.75	-	(3,249,690.00)	(3,233,007.25)	75,589,752.96
E345.01-AROP Accessory Elec Equip - 101	-	-	-	-	-	-
E346.00-Misc Power Plant Equipment - 101	9,101,602.87	107,163.81	(58,350.02)	-	48,813.79	9,150,416.66
E347.07-ARO Cost Other Prod (Eqp) - 101	406,991.12	-	-	-	-	406,991.12
	<u>1,014,812,866.15</u>	<u>16,404,410.57</u>	<u>(5,688,226.11)</u>	<u>-</u>	<u>10,716,184.46</u>	<u>1,025,529,050.61</u>

KENTUCKY UTILITIES COMPANY

[ToC](#)KENTUCKY - PLANT IN SERVICE - ELECTRIC - REGULATORY ACCOUNTING
DECEMBER 2019

	Beginning Balance	Additions	Retirements	Transfers/ Adjustments	Net retirements	Ending Balance
Electric Steam Production						
E310.20-Land - 101	13,768,384.10	11,174,978.10	-	-	11,174,978.10	24,943,362.20
E311.00-Structures and Improvements - 101	348,013,600.90	9,656,420.50	(9,782,858.35)	-	(126,437.85)	347,887,163.05
E311.01-AROP Structures and Improv - 101	-	-	-	-	-	-
E312.00-Boiler Plant Equipment - 101	3,888,584,075.94	113,128,237.69	(103,598,830.22)	-	9,529,407.47	3,898,113,483.41
E312.01-AROP Boiler Plant Equipment - 101	-	-	-	-	-	-
E314.00-Turbogenerator Units - 101	336,613,432.63	9,553,091.37	(35,147,119.70)	-	(25,594,028.33)	311,019,404.30
E314.01-AROP Turbogenerator Units - 101	-	-	-	-	-	-
E315.00-Accessory Electric Equipmen - 101	252,925,882.45	1,301,713.65	(3,966,450.48)	-	(2,664,736.83)	250,261,145.62
E315.01-AROP Accessory Elec Equip - 101	-	-	-	-	-	-
E316.00-Misc Power Plant Equip - 101	35,560,107.85	3,539,197.23	(645,717.91)	-	2,893,479.32	38,453,587.17
E317.07-ARO Cost Steam (Eqp) - 101	31,236,346.33	-	(13,307,183.55)	172,903.31	(13,134,280.24)	18,102,066.09
E317.08-ARO Cost Steam (CCR) - 101	167,412,714.06	-	(37,232.91)	505,318.72	468,085.81	167,880,799.87
	5,074,114,544.26	148,353,638.54	(166,485,393.12)	678,222.03	(17,453,532.55)	5,056,661,011.71
Electric Transmission						
E350.10-Land Rights - 101	27,309,924.55	-	-	-	-	27,309,924.55
E350.20-Land - 101	2,316,808.87	-	-	-	-	2,316,808.87
E352.10-Struct & Imp-Non Sys Contro - 101	29,341,047.96	102,563.75	(17,012.48)	-	85,551.27	29,426,599.23
E352.20-Struct & Imp-Sys Control/Co - 101	82,985.22	-	(82,985.22)	-	(82,985.22)	-
E353.10-Station Equipment - Non Sys - 101	270,070,830.86	18,149,352.66	(2,909,704.28)	-	15,239,648.38	285,310,479.24
E353.11-AROP Station Equip Non Sys - 101	-	-	-	-	-	-
E353.20-Station Equip-Sys Control - 101	2,624,070.45	-	(596,313.50)	-	(596,313.50)	2,027,756.95
E354.00-Towers and Fixtures - 101	70,852,012.85	(31,724.51)	(33,393.76)	-	(65,118.27)	70,786,894.58
E355.00-Poles and Fixtures - 101	284,926,296.72	63,755,269.75	(1,228,265.48)	-	62,527,004.27	347,453,300.99
E356.00-OH Conductors and Devices - 101	164,621,677.96	8,819,795.17	(305,528.68)	-	8,514,266.49	173,135,944.45
E357.00-Underground Conduit - 101	448,760.26	-	-	-	-	448,760.26
E358.00-UG Conductors and Devices - 101	1,301,737.01	1,792.00	-	-	1,792.00	1,303,529.01
E359.15-ARO Cost Transm (L/B) - 101	73,005.42	-	-	(34,809.56)	(34,809.56)	38,195.86
E359.17-ARO Cost Transm (Eqp) - 101	476,682.77	-	-	(260,561.22)	(260,561.22)	216,121.55
	854,445,840.90	90,797,048.82	(5,173,203.40)	(295,370.78)	85,328,474.64	939,774,315.54
Total 101 Plant in Service - KY	9,018,109,775.34	411,456,511.01	(251,181,585.83)	217,588.68	160,492,513.86	9,178,602,289.20

KENTUCKY UTILITIES COMPANY

[ToC](#)KENTUCKY - PLANT IN SERVICE - ELECTRIC - REGULATORY ACCOUNTING
DECEMBER 2019

	Beginning Balance	Additions	Retirements	Transfers/ Adjustments	Net retirements	Ending Balance
106 - Construction Completed not Classified						
Electric Distribution						
E360.20-Land - 106	-	166,209.73	-	-	166,209.73	166,209.73
E361.00-Structures and Improvements - 106	110,848.60	7,815,174.36	-	-	7,815,174.36	7,926,022.96
E362.00-Station Equipment - 106	30,409,636.40	(5,169,360.83)	-	-	(5,169,360.83)	25,240,275.57
E364.00-Poles, Towers, and Fixtures - 106	8,194,369.25	11,050,162.50	-	-	11,050,162.50	19,244,531.75
E365.00-OH Conductors and Devices - 106	25,956,388.77	26,139,009.73	-	-	26,139,009.73	52,095,398.50
E366.00-Underground Conduit - 106	171,002.52	(169,208.30)	-	-	(169,208.30)	1,794.22
E367.00-UG Conductors and Devices - 106	4,674,845.47	1,819,785.44	-	-	1,819,785.44	6,494,630.91
E368.00-Line Transformers - 106	2,911,856.82	(2,029,618.01)	-	-	(2,029,618.01)	882,238.81
E369.00-Services - 106	13,727.23	40,966.44	-	-	40,966.44	54,693.67
E370.00-Meters - 106	286,867.79	(960,716.91)	-	851,176.80	(109,540.11)	177,327.68
E370.10-Meters AMS - 106	1,092,179.63	(235,500.79)	-	(851,176.80)	(1,086,677.59)	5,502.04
E370.11-Meters AMI - 106	-	-	-	-	-	-
E371.00-Install on Customer Premise - 106	6,164.11	(6,164.11)	-	-	(6,164.11)	-
E373.00-Street Lighting / Signal Sy - 106	1,910,636.51	3,247,207.36	-	-	3,247,207.36	5,157,843.87
	75,738,523.10	41,707,946.61	-	-	41,707,946.61	117,446,469.71
Electric General Plant						
E390.10-Structures and Improvements - 106	1,556,469.87	648,667.53	-	-	648,667.53	2,205,137.40
E391.10-Office Equipment - 106	0.00	37,117.00	-	-	37,117.00	37,117.00
E391.20-Non PC Computer Equipment - 106	3,696,661.47	443,475.64	-	-	443,475.64	4,140,137.11
E391.30-Cash Processing Equipment - 106	-	-	-	-	-	-
E391.31-Personal Computers - 106	1,513,430.24	(1,513,386.09)	-	-	(1,513,386.09)	44.15
E392.00-Cars and Light Trucks - 106	14,512.18	224,531.47	-	-	224,531.47	239,043.65
E392.10-Heavy Trucks and Other - 106	-	23,703.85	-	-	23,703.85	23,703.85
E393.00-Stores Equipment - 106	-	-	-	-	-	-
E394.00-Tools, Shop, and Garage Equ - 106	211,621.58	430,743.34	-	-	430,743.34	642,364.92
E396.00-Power Op Equip - Lg Mach - 106	-	-	-	-	-	-
E396.10-Power Op Equip-Lg Mach - 106	260,991.53	391,473.01	-	-	391,473.01	652,464.54
E396.20-Power Op Equip-Other - 106	-	424,426.74	-	-	424,426.74	424,426.74
E397.00- Microwave, Fiber, Other - 106	1,454,047.30	(1,244,556.84)	-	-	(1,244,556.84)	209,490.46
E397.10-Comm Eq Radio and Telephone - 106	5,552,340.19	(2,746,793.26)	-	-	(2,746,793.26)	2,805,546.93
E397.20-DSM Communication Equipment - 106	764.16	(655.48)	-	-	(655.48)	108.68
	14,260,838.52	(2,881,253.09)	-	-	(2,881,253.09)	11,379,585.43
Electric Hydro Production						
E331.00-Structures and Improvements - 106	1,617,170.69	(415,766.45)	-	-	(415,766.45)	1,201,404.24
E332.00-Reservoirs, Dams, and Water - 106	-	-	-	-	-	-
E333.00-Water Wheels, Turbines, Gen - 106	0.00	-	-	-	-	0.00
E334.00-Accessory Electric Equipmen - 106	-	-	-	-	-	-
E335.00-Misc Power Plant Equipment - 106	-	-	-	-	-	-
E336.00-Roads, Railroads, and Bridg - 106	-	-	-	-	-	-
	1,617,170.69	(415,766.45)	-	-	(415,766.45)	1,201,404.24

[ToC](#)

KENTUCKY UTILITIES COMPANY
 KENTUCKY - PLANT IN SERVICE - ELECTRIC - REGULATORY ACCOUNTING
 DECEMBER 2019

	<u>Beginning Balance</u>	<u>Additions</u>	<u>Retirements</u>	<u>Transfers/ Adjustments</u>	<u>Net retirements</u>	<u>Ending Balance</u>
Electric Intangible Plant						
E303.00-Misc Intangible Plant - 106	5,268,080.17	741,346.51	-	-	741,346.51	6,009,426.68
E303.10-CCS Software - 106	345,917.63	(18,393.09)	-	-	(18,393.09)	327,524.54
	<u>5,613,997.80</u>	<u>722,953.42</u>	<u>-</u>	<u>-</u>	<u>722,953.42</u>	<u>6,336,951.22</u>

KENTUCKY UTILITIES COMPANY

[ToC](#)KENTUCKY - PLANT IN SERVICE - ELECTRIC - REGULATORY ACCOUNTING
DECEMBER 2019

	Beginning Balance	Additions	Retirements	Transfers/ Adjustments	Net retirements	Ending Balance
Electric Other Production						
E341.00-Structures and Improvements - 106	796,398.77	376,860.08	-	-	376,860.08	1,173,258.85
E342.00-Fuel Holders, Producers, Ac - 106	10,822.87	4,981.99	-	-	4,981.99	15,804.86
E343.00-Prime Movers - 106	14,236,176.94	3,322,012.62	-	-	3,322,012.62	17,558,189.56
E344.00-Generators - 106	4,397,157.82	(3,073,497.44)	-	-	(3,073,497.44)	1,323,660.38
E345.00-Accessory Electric Equipmen - 106	70,685.18	544,968.10	-	-	544,968.10	615,653.28
E346.00-Misc Power Plant Equipment - 106	80,835.17	43,698.17	-	-	43,698.17	124,533.34
	<u>19,592,076.75</u>	<u>1,219,023.52</u>	<u>-</u>	<u>-</u>	<u>1,219,023.52</u>	<u>20,811,100.27</u>
Electric Steam Production						
E310.20-Land - 106	10,986,443.88	(10,986,443.88)	-	-	(10,986,443.88)	-
E311.00-Structures and Improvements - 106	8,731,118.99	(5,222,499.59)	-	-	(5,222,499.59)	3,508,619.40
E311.01-AROP Structures and Improv - 106	-	-	-	-	-	-
E312.00-Boiler Plant Equipment - 106	108,181,188.41	59,105,941.73	-	-	59,105,941.73	167,287,130.14
E314.00-Turbogenerator Units - 106	6,030,252.84	19,487,186.90	-	-	19,487,186.90	25,517,439.74
E315.00-Accessory Electric Equipmen - 106	4,027,533.49	4,272,295.02	-	-	4,272,295.02	8,299,828.51
E316.00-Misc Power Plant Equip - 106	1,735,064.08	(844,594.64)	-	-	(844,594.64)	890,469.44
	<u>139,691,601.69</u>	<u>65,811,885.54</u>	<u>-</u>	<u>-</u>	<u>65,811,885.54</u>	<u>205,503,487.23</u>
Electric Transmission						
E350.10-Land Rights - 106	-	-	-	-	-	-
E350.20-Land - 106	-	-	-	-	-	-
E352.10-Struct & Imp-Non Sys Contro - 106	1,478,904.40	1,043,585.85	-	-	1,043,585.85	2,522,490.25
E352.20-Struct & Imp-Sys Control/Co - 106	-	5,772.53	-	-	5,772.53	5,772.53
E353.10-Station Equipment - Non Sys - 106	43,637,123.48	2,330,170.94	-	-	2,330,170.94	45,967,294.42
E353.20-Station Equip-Sys Control - 106	-	-	-	-	-	-
E354.00-Towers and Fixtures - 106	(0.00)	-	-	-	-	(0.00)
E355.00-Poles and Fixtures - 106	55,260,955.26	7,312,811.44	-	-	7,312,811.44	62,573,766.70
E356.00-OH Conductors and Devices - 106	15,846,953.79	2,454,624.87	-	-	2,454,624.87	18,301,578.66
E357.00-Underground Conduit - 106	-	228,808.46	-	-	228,808.46	228,808.46
E358.00-UG Conductors and Devices - 106	1,162.11	59,598.08	-	-	59,598.08	60,760.19
	<u>116,225,099.04</u>	<u>13,435,372.17</u>	<u>-</u>	<u>-</u>	<u>13,435,372.17</u>	<u>129,660,471.21</u>
Total 106 Construction Completed not Classified	<u>372,739,307.59</u>	<u>119,600,161.72</u>	<u>-</u>	<u>-</u>	<u>119,600,161.72</u>	<u>492,339,469.31</u>
Total Plant in Service - Electric - KY	<u>9,390,849,082.93</u>	<u>531,056,672.73</u>	<u>(251,181,585.83)</u>	<u>217,588.68</u>	<u>280,092,675.58</u>	<u>9,670,941,758.51</u>

KENTUCKY UTILITIES COMPANY
 VIRGINIA - TOTAL PLANT IN SERVICE - ELECTRIC - NBV - REGULATORY ACCOUNTING
 DECEMBER 2019

[ToC](#)

	Beginning Balance	Additions	Retirements	Transfers/ Adjustments	Net Additions	Ending Balance	Reserve	Total Plant in Service Net Book Value
TOTAL 101 & 106 Plant in Service								
Electric Distribution								
E360.10-Land Rights	91,001.83	112,237.46	-	-	112,237.46	203,239.29	(70,642.93)	132,596.36
E360.20-Land	102,248.61	-	-	-	-	102,248.61	-	102,248.61
E361.00-Structures and Improvements	591,022.11	70,881.41	(549.06)	-	70,332.35	661,354.46	(158,883.11)	502,471.35
E362.00-Station Equipment	8,535,930.57	256,143.96	(11,748.42)	-	244,395.54	8,780,326.11	(3,429,006.37)	5,351,319.74
E364.00-Poles, Towers, and Fixtures	29,921,459.02	2,690,378.57	(214,508.14)	-	2,475,870.43	32,397,329.45	(13,497,121.96)	18,900,207.49
E365.00-OH Conductors and Devices	26,913,129.59	2,388,277.18	(468,045.75)	-	1,920,231.43	28,833,361.02	(8,914,292.93)	19,919,068.09
E366.00-Underground Conduit	-	-	-	-	-	-	-	-
E367.00-UG Conductors and Devices	4,466,142.63	120,744.52	(2,897.49)	-	117,847.03	4,583,989.66	(850,356.80)	3,733,632.86
E368.00-Line Transformers	11,078,213.36	29,112.20	(90,999.25)	-	(61,887.05)	11,016,326.31	(5,599,626.89)	5,416,699.42
E369.00-Services	6,066,048.70	243,227.19	(2,802.67)	-	240,424.52	6,306,473.22	(4,410,479.59)	1,895,993.63
E370.00-Meters	2,951,980.48	(5,055.67)	(14,314.24)	-	(19,369.91)	2,932,610.57	(2,102,065.42)	830,545.15
E370.20-Meters CT and PT	817,804.93	-	-	-	-	817,804.93	(681,752.11)	136,052.82
E371.00-Install on Customer Premise	-	-	-	-	-	-	-	-
E373.00-Street Lighting / Signal Sy	3,740,951.59	174,080.51	(2,159.12)	-	171,921.39	3,912,872.98	(1,998,429.12)	1,914,443.86
	95,275,933.42	6,080,027.33	(808,024.14)	-	5,272,003.19	100,547,936.61	(41,712,657.23)	58,835,279.38
Electric General Plant								
E389.20-Land	415,479.39	114,256.21	-	-	114,256.21	529,735.60	-	529,735.60
E390.10-Structures and Improvements	1,554,545.30	4,979,496.17	(5,094.70)	-	4,974,401.47	6,528,946.77	(405,500.96)	6,123,445.81
E390.20-Structures and Improvements	12,390.23	-	-	-	-	12,390.23	(16,941.44)	(4,551.21)
E391.10-Office Equipment	1,074.10	-	-	-	-	1,074.10	(60.45)	1,013.65
E391.20-Non PC Computer Equipmen	-	-	-	-	-	-	308.65	308.65
E392.00-Cars and Light Trucks	50,585.06	-	-	-	-	50,585.06	(1,671.85)	48,913.21
E393.00-Stores Equipment	876.55	-	-	-	-	876.55	(247.76)	628.79
E394.00-Tools, Shop, and Garage Equ	470,773.86	16,999.68	(12,996.20)	-	4,003.48	474,777.34	(223,809.11)	250,968.23
E395.00-Laboratory Equipment	-	-	-	-	-	-	-	-
E396.00-Power Op Equip - Lg Mach	-	-	-	-	-	-	-	-
E396.10-Power Op Equip-Lg Mach	282,277.26	9,736.59	-	-	9,736.59	292,013.85	(146,418.66)	145,595.19
E397.00- Microwave, Fiber, Other	597,614.33	399,432.57	-	-	399,432.57	997,046.90	(340,195.15)	656,851.75
E397.10-Comm Eq Radio and Telephone	382,484.28	-	(124,450.54)	-	(124,450.54)	258,033.74	(320,787.77)	(62,754.03)
E398.00-Miscellaneous Equipment	-	-	-	-	-	-	-	-
	3,768,100.36	5,519,921.22	(142,541.44)	-	5,377,379.78	9,145,480.14	(1,455,324.50)	7,690,155.64
Electric Intangible Plant								
E301.00-Organization	5,338.69	-	-	-	-	5,338.69	-	5,338.69
	5,338.69	-	-	-	-	5,338.69	-	5,338.69

[ToC](#)

KENTUCKY UTILITIES COMPANY
 VIRGINIA - TOTAL PLANT IN SERVICE - ELECTRIC - NBV - REGULATORY ACCOUNTING
 DECEMBER 2019

	Beginning Balance	Additions	Retirements	Transfers/ Adjustments	Net Additions	Ending Balance	Reserve	Total Plant in Service Net Book Value
TOTAL 101 & 106								
Electric Transmission								
E350.10-Land Rights	2,241,681.40	-	-	-	-	2,241,681.40	(1,984,274.69)	257,406.71
E350.20-Land	45,700.50	-	(12.67)	-	(12.67)	45,687.83	-	45,687.83
E352.10-Struct & Imp-Non Sys Contro	1,743,198.88	3,284.25	-	-	3,284.25	1,746,483.13	(844,812.07)	901,671.06
E353.10-Station Equipment - Non Sys	23,742,957.65	523,210.30	(112,686.11)	-	410,524.19	24,153,481.84	(8,501,660.39)	15,651,821.45
E354.00-Towers and Fixtures	7,181,081.30	-	-	-	-	7,181,081.30	(5,277,282.85)	1,903,798.45
E355.00-Poles and Fixtures	13,479,844.43	1,531,886.63	(5,594.95)	-	1,526,291.68	15,006,136.11	(5,224,973.74)	9,781,162.37
E356.00-OH Conductors and Devices	18,990,359.14	110,706.62	(2,230.63)	-	108,475.99	19,098,835.13	(10,950,884.52)	8,147,950.61
E357.00-Underground Conduit	-	-	-	-	-	-	-	-
E358.00-Underground Conductors a	-	-	-	-	-	-	-	-
	67,424,823.30	2,169,087.80	(120,524.36)	-	2,048,563.44	69,473,386.74	(32,783,888.26)	36,689,498.48
Total Plant in Service - Electric - VA	<u>166,474,195.77</u>	<u>13,769,036.35</u>	<u>(1,071,089.94)</u>	<u>-</u>	<u>12,697,946.41</u>	<u>179,172,142.18</u>	<u>(75,951,869.99)</u>	<u>103,220,272.19</u>

KENTUCKY UTILITIES COMPANY
 VIRGINIA - PLANT IN SERVICE - ELECTRIC - REGULATORY ACCOUNTING
 DECEMBER 2019

[ToC](#)

	Beginning Balance	Additions	Retirements	Transfers/ Adjustments	Net Additions	Ending Balance
101 Plant in Service						
Electric Distribution						
E360.10-Land Rights - 101	91,001.83	112,237.46	-	-	112,237.46	203,239.29
E360.20-Land - 101	102,248.61	-	-	-	-	102,248.61
E361.00-Structures and Improvements - 101	591,022.11	70,881.41	(549.06)	-	70,332.35	661,354.46
E362.00-Station Equipment - 101	8,535,930.57	256,143.96	(11,748.42)	-	244,395.54	8,780,326.11
E364.00-Poles, Towers, and Fixtures - 101	29,630,119.64	1,627,831.45	(214,508.14)	-	1,413,323.31	31,043,442.95
E365.00-OH Conductors and Devices - 101	26,536,357.34	1,697,859.02	(468,045.75)	-	1,229,813.27	27,766,170.61
E367.00-UG Conductors and Devices - 101	4,406,629.60	131,685.80	(2,897.49)	-	128,788.31	4,535,417.91
E368.00-Line Transformers - 101	11,076,055.26	31,160.65	(90,999.25)	-	(59,838.60)	11,016,216.66
E369.00-Services - 101	6,066,048.70	243,227.19	(2,802.67)	-	240,424.52	6,306,473.22
E370.00-Meters - 101	2,817,839.48	49,670.04	(14,314.24)	-	35,355.80	2,853,195.28
E370.20-Meters CT and PT - 101	817,804.93	-	-	-	-	817,804.93
E371.00-Install on Customer Premise - 101	-	-	-	-	-	-
E371.01-Install Charging Stations - 101	-	-	-	-	-	-
E373.00-Street Lighting / Signal Sy - 101	3,695,966.02	128,694.49	(2,159.12)	-	126,535.37	3,822,501.39
	94,367,024.09	4,349,391.47	(808,024.14)	-	3,541,367.33	97,908,391.42
Electric General Plant						
E389.20-Land - 101	415,479.39	114,256.21	-	-	114,256.21	529,735.60
E390.10-Structures and Improvements - 101	1,554,545.30	80,542.21	(5,094.70)	-	75,447.51	1,629,992.81
E390.20-Improv to Leased Property - 101110	12,390.23	-	-	-	-	12,390.23
E391.10-Office Equipment - 101	1,074.10	-	-	-	-	1,074.10
E391.20-Non PC Computer Equipment - 101	-	-	-	-	-	-
E392.00-Cars and Light Trucks - 101	50,585.06	-	-	-	-	50,585.06
E393.00-Stores Equipment - 101	876.55	-	-	-	-	876.55
E394.00-Tools, Shop, and Garage Equ - 101	470,773.86	16,999.68	(12,996.20)	-	4,003.48	474,777.34
E395.00-Laboratory Equipment - 101	-	-	-	-	-	-
E396.00-Power Op Equip - Lg Mach - 101	-	-	-	-	-	-
E396.10-Power Op Equip-Lg Mach - 101	282,277.26	9,736.59	-	-	9,736.59	292,013.85
E397.00- Microwave, Fiber, Other - 101	597,614.33	399,432.57	-	-	399,432.57	997,046.90
E397.10-Comm Eq Radio and Telephone - 101	382,484.28	-	(124,450.54)	-	(124,450.54)	258,033.74
E398.00-Miscellaneous Equipment - 101	-	-	-	-	-	-
	3,768,100.36	620,967.26	(142,541.44)	-	478,425.82	4,246,526.18
Electric Intangible Plant						
E301.00-Organization - 101	5,338.69	-	-	-	-	5,338.69
	5,338.69	-	-	-	-	5,338.69

KENTUCKY UTILITIES COMPANY
 VIRGINIA - PLANT IN SERVICE - ELECTRIC - REGULATORY ACCOUNTING
 DECEMBER 2019

[ToC](#)

	Beginning Balance	Additions	Retirements	Transfers/ Adjustments	Net Additions	Ending Balance
Electric Transmission						
E350.10-Land Rights - 101	2,241,681.40	-	-	-	-	2,241,681.40
E350.20-Land - 101	45,700.50	-	(12.67)	-	(12.67)	45,687.83
E352.10-Struct & Imp-Non Sys Contro - 101	1,743,198.88	3,284.25	-	-	3,284.25	1,746,483.13
E353.10-Station Equipment - Non Sys - 101	23,304,432.27	879,365.07	(112,686.11)	-	766,678.96	24,071,111.23
E354.00-Towers and Fixtures - 101	7,181,081.30	-	-	-	-	7,181,081.30
E355.00-Poles and Fixtures - 101	13,015,598.36	844,458.60	(5,594.95)	-	838,863.65	13,854,462.01
E356.00-OH Conductors and Devices - 101	18,416,458.91	107,701.01	(2,230.63)	-	105,470.38	18,521,929.29
	65,948,151.62	1,834,808.93	(120,524.36)	-	1,714,284.57	67,662,436.19
Total 101 Plant in Service - Electric - VA	164,088,614.76	6,805,167.66	(1,071,089.94)	-	5,734,077.72	169,822,692.48
106 - Construction Completed not Classified						
Electric Distribution						
E361.00-Structures and Improvements - 106	-	-	-	-	-	-
E362.00-Station Equipment - 106	-	-	-	-	-	-
E364.00-Poles, Towers, and Fixtures - 106	291,339.38	1,062,547.12	-	-	1,062,547.12	1,353,886.50
E365.00-OH Conductors and Devices - 106	376,772.25	690,418.16	-	-	690,418.16	1,067,190.41
E366.00-Underground Conduit - 106	-	-	-	-	-	-
E367.00-UG Conductors and Devices - 106	59,513.03	(10,941.28)	-	-	(10,941.28)	48,571.75
E368.00-Line Transformers - 106	2,158.10	(2,048.45)	-	-	(2,048.45)	109.65
E369.00-Services - 106	0.00	-	-	-	-	0.00
E370.00-Meters - 106	134,141.00	(54,725.71)	-	-	(54,725.71)	79,415.29
E373.00-Street Lighting / Signal Sy - 106	44,985.57	45,386.02	-	-	45,386.02	90,371.59
	908,909.33	1,730,635.86	-	-	1,730,635.86	2,639,545.19
Electric General Plant						
E390.10-Structures and Improvements - 106	-	4,898,953.96	-	-	4,898,953.96	4,898,953.96
E392.00-Cars and Light Trucks - 106	-	-	-	-	-	-
E394.00-Tools, Shop, and Garage Equ - 106	-	-	-	-	-	-
E396.00-Power Op Equip - Lg Mach - 106	-	-	-	-	-	-
E397.00- Microwave, Fiber, Other - 106	-	-	-	-	-	-
E397.10-Comm Eq Radio and Telephone - 106	-	-	-	-	-	-
	-	4,898,953.96	-	-	4,898,953.96	4,898,953.96
Electric Transmission						
E352.10-Struct & Imp-Non Sys Contro - 106	-	-	-	-	-	-
E353.10-Station Equipment - Non Sys - 106	438,525.38	(356,154.77)	-	-	(356,154.77)	82,370.61
E355.00-Poles and Fixtures - 106	464,246.07	687,428.03	-	-	687,428.03	1,151,674.10
E356.00-OH Conductors and Devices - 106	573,900.23	3,005.61	-	-	3,005.61	576,905.84
	1,476,671.68	334,278.87	-	-	334,278.87	1,810,950.55
Total 106 Construction Completed not Classified	2,385,581.01	6,963,868.69	-	-	6,963,868.69	9,349,449.70

KENTUCKY UTILITIES COMPANY
 VIRGINIA - PLANT IN SERVICE - ELECTRIC - REGULATORY ACCOUNTING
 DECEMBER 2019

[ToC](#)

	Beginning Balance	Additions	Retirements	Transfers/ Adjustments	Net Additions	Ending Balance
Total Plant in Service - Electric - VA	166,474,195.77	13,769,036.35	(1,071,089.94)	-	12,697,946.41	179,172,142.18

KENTUCKY UTILITIES COMPANY
 TENNESSEE - TOTAL PLANT IN SERVICE - ELECTRIC - NBV - REGULATORY ACCOUNTING
 DECEMBER 2019

[ToC](#)

	Beginning Balance	Additions	Retirements	Transfers/ Adjustments	Net Additions	Ending Balance	Reserve	Total Plant in Service Net Book Value
TOTAL 101 & 106 Plant in Service								
Electric Distribution								
E360.10-Land Rights	2,627.41	-	-	-	-	2,627.41	(2,502.75)	124.66
E360.20-Land	2,412.82	-	-	-	-	2,412.82	-	2,412.82
E361.00-Structures and Improvements	2,545.13	-	-	-	-	2,545.13	(2,567.30)	(22.17)
E362.00-Station Equipment	66,880.15	-	(26.73)	-	(26.73)	66,853.42	(36,626.22)	30,227.20
E364.00-Poles, Towers, and Fixtures	47,785.56	-	(31,831.04)	-	(31,831.04)	15,954.52	13,418.68	29,373.20
E365.00-OH Conductors and Devices	46,763.22	-	(30,456.56)	-	(30,456.56)	16,306.66	5,907.75	22,214.41
E366.00-Underground Conduit	-	-	-	-	-	-	-	-
E367.00-Underground Conductors a	-	-	-	-	-	-	-	-
E368.00-Line Transformers	3,118.28	-	(2,284.63)	-	(2,284.63)	833.65	(762.34)	71.31
E369.00-Services	254.62	-	(254.62)	-	(254.62)	-	(650.83)	(650.83)
E370.00-Meters	300.60	-	(300.60)	-	(300.60)	-	497.72	497.72
E370.20-Meters CT and PT	3,898.61	-	(3,898.61)	-	(3,898.61)	-	7,133.31	7,133.31
E371.00-Install on Customer Premise	-	-	-	-	-	-	-	-
	176,586.40	-	(69,052.79)	-	(69,052.79)	107,533.61	(16,151.98)	91,381.63
Electric Transmission								
E350.10-Land Rights	439.53	-	-	-	-	439.53	(376.66)	62.87
E355.00-Poles and Fixtures	128,751.53	-	-	-	-	128,751.53	(95,743.21)	33,008.32
E356.00-OH Conductors and Devices	80,691.33	-	-	-	-	80,691.33	(56,700.95)	23,990.38
	209,882.39	-	-	-	-	209,882.39	(152,820.82)	57,061.57
Total Plant in Service - Electric - TN	386,468.79	-	(69,052.79)	-	(69,052.79)	317,416.00	(168,972.80)	148,443.20

[ToC](#)

TENNESSEE - PLANT IN SERVICE - ELECTRIC - REGULATORY ACCOUNTING
DECEMBER 2019

	<u>Beginning Balance</u>	<u>Additions</u>	<u>Retirements</u>	<u>Transfers/ Adjustments</u>	<u>Net Additions</u>	<u>Ending Balance</u>
101 Plant in Service						
Electric Distribution						
E360.10-Land Rights - 101	2,627.41	-	-	-	-	2,627.41
E360.20-Land - 101	2,412.82	-	-	-	-	2,412.82
E361.00-Structures and Improvements - 101	2,545.13	-	-	-	-	2,545.13
E362.00-Station Equipment - 101	66,880.15	-	(26.73)	-	(26.73)	66,853.42
E364.00-Poles, Towers, and Fixtures - 101	47,785.56	-	(31,831.04)	-	(31,831.04)	15,954.52
E365.00-OH Conductors and Devices - 101	46,763.22	-	(30,456.56)	-	(30,456.56)	16,306.66
E366.00-Underground Conduit	-	-	-	-	-	-
E367.00-Underground Conductors a	-	-	-	-	-	-
E368.00-Line Transformers - 101	3,118.28	-	(2,284.63)	-	(2,284.63)	833.65
E369.00-Services - 101	254.62	-	(254.62)	-	(254.62)	-
E370.00-Meters - 101	300.60	-	(300.60)	-	(300.60)	-
E371.01-Install Charging Stations - 101	-	-	-	-	-	-
E370.20-Meters CT and PT - 101	3,898.61	-	(3,898.61)	-	(3,898.61)	-
E371.00-Install on Customer Premise - 101	-	-	-	-	-	-
	<u>176,586.40</u>	<u>-</u>	<u>(69,052.79)</u>	<u>-</u>	<u>(69,052.79)</u>	<u>107,533.61</u>
Electric Transmission						
E350.10-Land Rights - 101	439.53	-	-	-	-	439.53
E355.00-Poles and Fixtures - 101	128,751.53	-	-	-	-	128,751.53
E356.00-OH Conductors and Devices - 101	80,691.33	-	-	-	-	80,691.33
	<u>209,882.39</u>	<u>-</u>	<u>-</u>	<u>-</u>	<u>-</u>	<u>209,882.39</u>
Total 101 Plant in Service - Electric - TN	<u><u>386,468.79</u></u>	<u><u>-</u></u>	<u><u>(69,052.79)</u></u>	<u><u>-</u></u>	<u><u>(69,052.79)</u></u>	<u><u>317,416.00</u></u>
106 - Construction Completed not Classified						
Electric Distribution						
E362.00-Station Equipment - 106	-	-	-	-	-	-
	<u>-</u>	<u>-</u>	<u>-</u>	<u>-</u>	<u>-</u>	<u>-</u>
Total 106 Construction Completed not Classified	<u><u>-</u></u>	<u><u>-</u></u>	<u><u>-</u></u>	<u><u>-</u></u>	<u><u>-</u></u>	<u><u>-</u></u>
Total Plant in Service - Electric - TN	<u><u>386,468.79</u></u>	<u><u>-</u></u>	<u><u>(69,052.79)</u></u>	<u><u>-</u></u>	<u><u>(69,052.79)</u></u>	<u><u>317,416.00</u></u>

KENTUCKY UTILITIES COMPANY
PLANT HELD FOR FUTURE USE - REGULATORY ACCOUNTING
DECEMBER 2019

[ToC](#)

	<u>Beginning Balance</u>	<u>Additions</u>	<u>Retirements</u>	<u>Transfers/ Adjustments</u>	<u>Net Additions</u>	<u>Ending Balance</u>
105 Plant Held for Future Use						
Electric Distribution						
E360.20-Land - KY	906,481.46	-	-	23,681.77	23,681.77	930,163.23
E360.25-Land - VA	564,941.13	-	-	-	-	564,941.13
	<u>1,471,422.59</u>	<u>-</u>	<u>-</u>	<u>23,681.77</u>	<u>23,681.77</u>	<u>1,495,104.36</u>
Other Production						
E340.20-Land	309,540.85	-	-	-	-	309,540.85
	<u>309,540.85</u>	<u>-</u>	<u>-</u>	<u>-</u>	<u>-</u>	<u>309,540.85</u>
Steam Production						
E310.20-Land	-	-	-	-	-	-
E311.00-Structures and Improvements	-	-	-	-	-	-
E312.00-Boiler Plant Equipment	-	-	-	-	-	-
E314.00-Turbogenerator Units	-	-	-	-	-	-
E315.00-Accessory Electric Equip	-	-	-	-	-	-
E316.00-Misc Power Plant Equip	-	-	-	-	-	-
	<u>-</u>	<u>-</u>	<u>-</u>	<u>-</u>	<u>-</u>	<u>-</u>
Electric General Plant						
E389.20-Land	131,956.31	-	-	-	-	131,956.31
	<u>131,956.31</u>	<u>-</u>	<u>-</u>	<u>-</u>	<u>-</u>	<u>131,956.31</u>
Total Plant Held for Future Use	<u><u>1,912,919.75</u></u>	<u><u>-</u></u>	<u><u>-</u></u>	<u><u>23,681.77</u></u>	<u><u>23,681.77</u></u>	<u><u>1,936,601.52</u></u>

[ToC](#)

KENTUCKY UTILITIES COMPANY
NON UTILITY PROPERTY - REGULATORY ACCOUNTING
DECEMBER 2019

	<u>Beginning Balance</u>	<u>Additions</u>	<u>Retirements</u>	<u>Transfers/ Adjustments</u>	<u>Net Additions</u>	<u>Ending Balance</u>
121001-NONUTIL PROP IN SERV						
Non Utility Property						
C121.04-Nonutility Prop - Misc Land	604,991.96	478,850.32	-	(434,122.51)	44,727.81	649,719.77
C121.05-Nonutility Prop-Misc Struct	-	-	-	-	-	-
C121.06-Nonutility-Misc Land Rights	7,844.44	-	-	-	-	7,844.44
	<u>612,836.40</u>	<u>478,850.32</u>	<u>-</u>	<u>(434,122.51)</u>	<u>44,727.81</u>	<u>657,564.21</u>
Total Non Utility Property	<u><u>612,836.40</u></u>	<u><u>478,850.32</u></u>	<u><u>-</u></u>	<u><u>(434,122.51)</u></u>	<u><u>44,727.81</u></u>	<u><u>657,564.21</u></u>

KENTUCKY UTILITIES COMPANY
ELECTRIC PLANT - PURCHASED OR SOLD - REGULATORY ACCOUNTING
DECEMBER 2019

[ToC](#)

	<u>Beginning Balance</u>	<u>Additions</u>	<u>Retirements</u>	<u>Transfers/ Adjustments</u>	<u>Net Additions</u>	<u>Ending Balance</u>
102 Electric Plant - Purchased or Sold						
Electric General Plant						
E390.10-Structures and Improvements	-	-	-	-	-	-
	-	-	-	-	-	-
Electric Other Production						
E340.10-Land Rights	-	-	-	-	-	-
E340.20-Land	-	-	-	-	-	-
E341.00-Structures and Improvements	-	-	-	-	-	-
E342.00-Fuel Holders, Producers, Ac	-	-	-	-	-	-
E342.01-AROP Fuel Holders, Prod, Ac	-	-	-	-	-	-
E343.00-Prime Movers	-	-	-	-	-	-
E344.00-Generators	-	-	-	-	-	-
E345.00-Accessory Electric Equipmen	-	-	-	-	-	-
E345.01-AROP Accessory Electric Equipmen	-	-	-	-	-	-
E346.00-Misc Power Plant Equipment	-	-	-	-	-	-
E347.07-ARO Cost Other Prod (Eq)	-	-	-	-	-	-
	-	-	-	-	-	-
Steam Production						
E310.20-Structures and Improvements	-	-	-	-	-	-
E311.00-Structures and Improvements	-	-	-	-	-	-
E312.00-Boiler Plant Equipment	-	-	-	-	-	-
E314.00-Turbogenerator Units	-	-	-	-	-	-
E315.00-Accessory Electric Equip	-	-	-	-	-	-
E316.00-Misc Power Plant Equip	-	-	-	-	-	-
	-	-	-	-	-	-
Total Electric Plant - Purchased or Sold	<u>-</u>	<u>-</u>	<u>-</u>	<u>-</u>	<u>-</u>	<u>-</u>

KENTUCKY UTILITIES COMPANY
 KENTUCKY RESERVE FOR DEPRECIATION AND AMORTIZATION OF ELECTRIC PLANT IN SERVICE - REGULATORY ACCOUNTING
 DECEMBER 2019

[ToC](#)

	Beginning Balance	Accruals	Retirements	Transfers/ Adjustments	RWIP Transfers Out	Cost of Removal	Salvage	Other Credits	Ending Balance
Electric Distribution									
KU-136010- KY Land Rights	(1,425,638.81)	(14,434.86)	-	-	-	-	-	-	(1,440,073.67)
KU-136010- KY Licensed Proj Land Ri	-	-	-	-	-	-	-	-	-
KU-136020-KY Land	(0.00)	-	-	-	-	-	-	-	(0.00)
KU-136100- KY Struct and Improv	(2,602,434.27)	(432,060.71)	26,264.26	-	-	47,140.66	-	-	(2,961,090.06)
KU-136200- KY Station Equipment	(50,998,050.07)	(4,102,237.94)	841,009.67	18,090.64	-	486,486.95	(17,478.12)	-	(53,772,178.87)
KU-136400-KY Ghent Transpt ECR 2009	(2,788.46)	(1,063.35)	-	-	-	-	-	-	(3,851.81)
KU-136400-KY Licensed Project Pole	(0.29)	-	-	-	-	-	-	-	(0.29)
KU-136400-KY Poles, Towers, and Fix	(159,126,590.63)	(7,588,000.23)	2,041,456.75	-	-	1,918,106.85	(15,308.40)	(238,942.04)	(163,009,277.70)
KU-136500- KY Licensed Proj Ohd Con	(0.19)	-	-	-	-	-	-	-	(0.19)
KU-136500- KY Overhead Conductor	(108,645,288.59)	(7,297,572.44)	8,463,756.52	(18,090.65)	-	2,806,764.82	(179,154.02)	(387,481.97)	(105,257,066.33)
KU-136500-KY Ghent Transpt ECR 2009	-	(3,002.69)	-	(912.99)	-	-	-	-	(3,915.68)
KU-136600- KY Underground Conduit	(984,973.34)	(51,603.45)	-	-	-	-	-	-	(1,036,576.79)
KU-136600-KY Ghent Transpt ECR 2009	-	(18,840.26)	-	(4,454.94)	-	-	-	-	(23,295.20)
KU-136700- KY Undergrnd Conductors	(50,802,481.13)	(3,735,432.81)	480,240.28	-	-	118,663.04	(42,671.16)	(37,608.07)	(54,019,289.85)
KU-136700-KY Ghent Transpt ECR 2009	(136,076.02)	(23,465.35)	-	-	-	-	-	-	(159,541.37)
KU-136800- KY Line Transformers	(143,549,995.44)	(5,593,193.71)	3,458,139.18	-	-	374,516.02	(259,464.50)	(3,105.48)	(145,573,103.93)
KU-136900- KY Services	(60,821,916.24)	(1,919,858.81)	133,150.56	(0.03)	-	490,695.25	-	-	(62,117,929.07)
KU-137000- KY Meters	(30,036,359.82)	(2,149,747.48)	923,670.42	(4,858.80)	-	-	-	-	(31,267,295.68)
KU-137001- KY AMS Meters	(165,536.00)	(172,588.91)	-	4,894.68	-	-	-	-	(333,230.23)
KU-137011- KY AMS Meters	-	(19.80)	-	(35.88)	-	-	-	-	(55.68)
KU-137020- KY Meters - CT and PT	(5,094,328.81)	(458,679.47)	436,016.62	-	-	-	-	-	(5,116,991.66)
KU-137100- KY Install on Customers	(52.89)	(23.19)	-	-	-	-	-	-	(76.08)
KU-137101- KY Install Charging Sta	-	(7,298.22)	-	-	-	-	-	-	(7,298.22)
KU-137300- KY Str Lighting and Sign	(41,643,005.02)	(4,941,156.39)	141,752.01	-	-	59,764.39	(0.08)	(23,990.30)	(46,406,635.39)
KU-137405-ARO Cost Elec Dist (L/B)	(47,035.16)	(14,072.59)	-	-	-	-	-	-	(58,400.03)
KU-137407-ARO Cost Elec Dist (Eqp)	(71,674.51)	1,508.16	-	-	-	-	-	-	(70,166.35)
Total Electric Distribution	(656,176,068.64)	(38,506,369.28)	16,948,163.99	(0.04)	-	6,302,137.98	(514,076.28)	(691,127.86)	(672,637,340.13)
Electric General Plant									
KU-138920- KY Land	0.00	-	-	-	-	-	-	-	0.00
KU-139010- KY Structures & Improv	(8,919,446.90)	(1,227,337.89)	386,518.05	(48,147.90)	-	85,310.81	-	-	(9,723,103.83)
KU-139010-KY Stru Pinevll Joint Own	(14,089.91)	(1,339.56)	-	-	-	-	-	-	(15,429.47)
KU-139010-KY Struc Morganfield Offi	(632,701.70)	(118,715.78)	-	-	-	-	-	-	(751,417.48)
KU-139010-KY Struc One Quality Bldg	(3,238,609.17)	(266,604.59)	221,559.53	-	-	59,956.01	-	-	(3,223,698.22)
KU-139010-Pineville Storerm Owned	(427,496.79)	(66,380.30)	33,193.36	-	-	12,663.71	-	-	(448,020.02)
KU-139020-Various Offices	(356,783.95)	(5,985.17)	-	48,147.90	-	-	-	-	(314,621.22)
KU-139110- KY Office Equipment	(5,480,610.51)	(511,712.98)	189,917.61	-	-	-	-	-	(5,802,405.88)
KU-139120-KY Non PC Computer Equip	(15,233,104.96)	(3,263,457.99)	4,962,328.48	-	-	-	-	-	(13,534,234.47)
KU-139130-Cash Processing Equipmen	-	-	-	-	-	-	-	-	-
KU-139131-Personal Computers	(809,191.15)	(1,447,924.67)	1,194,841.37	-	-	-	-	-	(1,062,274.45)
KU-139200- KY - Ghent 4 ECR 2009	(19,403.82)	-	19,403.82	-	-	-	-	-	(0.00)
KU-139200- KY Cars and Light Trucks	-	-	-	-	-	-	-	-	-
KU-139200-KY Cars and Light Trucks	(783,234.88)	(33,555.55)	61,778.27	(0.69)	-	265.65	(22,178.75)	-	(776,925.95)
KU-139210- KY Heavy Trucks & Other	(0.00)	-	-	-	-	-	-	-	(0.00)
KU-139210- KY Heavy Trucks & Other-	(3,367,933.07)	(188,268.71)	-	-	-	-	-	-	(3,556,201.78)
KU-139300- KY Stores Equipment	(442,338.79)	(37,942.41)	50,376.01	(0.03)	-	-	-	-	(429,905.22)
KU-139400- KY Tools, Shop, Garage	(4,567,242.69)	(555,667.96)	205,554.57	0.69	-	-	-	-	(4,917,355.39)
KU-139500-KY Laboratory Equipment	(0.00)	-	-	-	-	-	-	-	(0.00)
KU-139600-KY Power Op Equip	(0.03)	-	-	0.03	-	-	-	-	(0.00)
KU-139610-KY Power Op Equip-Lg Mach	(949,023.27)	(220,296.74)	24,822.74	-	-	150.36	(12,553.35)	-	(1,156,900.26)
KU-139620-KY Power Op Equip - Other	(277,471.20)	(36,103.89)	3,705.14	-	-	(9,695.36)	-	-	(319,565.31)
KU-139700-KY Microwave,Fiber,Other	(12,480,081.28)	(1,687,781.21)	515,792.17	-	-	6,525.82	-	-	(13,645,544.50)
KU-139710- KY Radios and Telephone	(11,231,360.41)	(2,419,456.23)	42,196.73	-	-	-	-	-	(13,808,619.91)
KU-139720- DSM Equipment	(2,655,094.42)	(1,070,571.41)	-	-	-	-	-	-	(3,725,665.83)
KU-139800- KY Miscellaneous Equip	0.00	-	-	-	-	-	-	-	0.00
Total General Plant	(71,885,218.90)	(13,159,103.04)	7,911,987.85	0.00	-	155,177.00	(34,732.10)	-	(77,011,889.19)

KENTUCKY UTILITIES COMPANY
 KENTUCKY RESERVE FOR DEPRECIATION AND AMORTIZATION OF ELECTRIC PLANT IN SERVICE - REGULATORY ACCOUNTING
 DECEMBER 2019

[ToC](#)

	Beginning Balance	Accruals	Retirements	Transfers/ Adjustments	RWIP Transfers Out	Cost of Removal	Salvage	Other Credits	Ending Balance
Electric Hydro Production									
KU-133010-DD Land Rights	(912,332.60)	-	-	-	-	-	-	-	(912,332.60)
KU-133100-DD Structures and Improv	(505,174.39)	(111,840.48)	22,985.41	-	-	180,082.02	-	-	(413,947.44)
KU-133200-DD Reservoirs, Dams, and	(9,887,589.41)	(571,215.36)	-	-	-	-	-	-	(10,458,804.77)
KU-133300-DD Water Wheels, Turbine	(2,389,412.43)	(542,204.28)	-	-	-	-	-	-	(2,931,616.71)
KU-133400-DD Accessory Electric Eq	(324,035.54)	(50,886.65)	5.35	-	-	5,150.17	-	-	(369,766.67)
KU-133500-DD Misc Power Plant Equi	(155,938.29)	(12,384.48)	-	-	-	-	-	-	(168,322.77)
KU-133600-DD Roads, Railroads, and	(95,823.92)	(7,809.12)	-	-	-	-	-	-	(103,633.04)
KU-133707-ARO Cost Hydro Prod (Eqp)	(55,478.11)	(17,888.16)	-	-	-	-	-	-	(73,366.27)
Total Electric Hydro Production	(14,325,784.69)	(1,314,228.53)	22,990.76	-	-	185,232.19	-	-	(15,431,790.27)

KENTUCKY UTILITIES COMPANY
 KENTUCKY RESERVE FOR DEPRECIATION AND AMORTIZATION OF ELECTRIC PLANT IN SERVICE - REGULATORY ACCOUNTING
 DECEMBER 2019

[ToC](#)

	Beginning Balance	Accruals	Retirements	Transfers/ Adjustments	RWIP Transfers Out	Cost of Removal	Salvage	Other Credits	Ending Balance
Electric Other Production									
KU-134010-EWB 9PL Land Rights	(128,254.90)	(3,863.40)	-	-	-	-	-	-	(132,118.30)
KU-134020-EWB 8 Land	-	-	-	-	-	-	-	-	-
KU-134020-EWB Solar Facility Land	-	-	-	-	-	-	-	-	-
KU-134020-Land	-	-	-	-	-	-	-	-	-
KU-134100-CR 7 Structures and Impr	(4,727,094.03)	(1,533,215.95)	155,614.84	(45,406.28)	-	10,226.59	-	-	(6,139,874.83)
KU-134100-EWB 10 Structures and Im	(1,363,190.79)	(54,479.04)	-	-	-	-	-	-	(1,417,669.83)
KU-134100-EWB 11 Structures and Im	(1,442,054.47)	(82,901.40)	-	-	-	-	-	-	(1,524,955.87)
KU-134100-EWB 5 Structures and Im	(411,495.83)	(41,488.80)	-	-	-	-	-	-	(452,984.63)
KU-134100-EWB 6 Structures and Imp	(121,504.03)	(8,632.68)	-	-	-	-	-	-	(130,136.71)
KU-134100-EWB 7 Structures and Imp	(344,909.92)	(24,074.52)	-	-	-	-	-	-	(368,984.44)
KU-134100-EWB 8 Structures and Imp	(1,646,443.38)	(80,195.94)	-	-	-	-	-	-	(1,726,639.32)
KU-134100-EWB 9 Structures and Imp	(3,492,983.99)	(128,620.32)	-	-	-	-	-	-	(3,621,604.31)
KU-134100-EWB Solar Struc and Imp	(120,390.85)	(61,217.64)	-	-	-	-	-	-	(181,608.49)
KU-134100-HA 1,2,&3 Structures and	(198,389.60)	(55,871.16)	-	-	-	-	-	-	(254,260.76)
KU-134100-Simp Solar A1 Struc & Imp	-	(11,265.38)	-	-	-	-	-	-	(11,265.38)
KU-134100-Simp Solar A2 Struc & Imp	-	-	-	-	-	-	-	-	-
KU-134100-PR 13 Structures and Imp	(1,186,428.82)	(91,473.72)	-	-	-	-	-	-	(1,277,902.54)
KU-134100-TC 10 Structures and Imp	(1,863,534.00)	(163,792.18)	-	(25,072.51)	-	-	-	-	(2,052,398.69)
KU-134100-TC 5 Structures and Impr	(2,140,042.44)	(144,746.88)	-	-	-	-	-	-	(2,284,789.32)
KU-134100-TC 6 Structures and Impr	(2,057,327.76)	(138,523.20)	-	-	-	-	-	-	(2,195,850.96)
KU-134100-TC 7 Structures and Impr	(1,823,429.37)	(134,536.08)	-	-	-	-	-	-	(1,957,965.45)
KU-134100-TC 8 Structures and Impr	(1,818,150.75)	(134,146.56)	-	-	-	-	-	-	(1,952,297.31)
KU-134100-TC 9 Structures and Impr	(1,864,776.73)	(138,561.48)	-	-	-	-	-	-	(2,003,338.21)
KU-134100-Structures and Impr	(26,622,146.76)	(3,027,742.93)	155,614.84	(70,478.79)	-	10,226.59	-	-	(29,554,527.05)
KU-134200-Fuel Holders, Produ	(21,395,992.36)	(2,246,323.13)	9,125.79	(16,316.84)	-	2,400.00	-	-	(23,647,106.54)
KU-134201-AROP EWB 9 Turbogenerator	0.00	-	-	-	-	-	-	-	0.00
KU-134300-Prime Movers	(220,925,027.06)	(28,974,076.74)	4,873,887.40	-	-	397,202.46	-	(74,525.25)	(244,702,539.19)
KU-134400-CR 7 Generators	(8,090,448.52)	(1,811,204.39)	-	(23,136.38)	-	-	-	-	(9,924,789.29)
KU-134400-EWB 10 Generators	(3,307,117.05)	(146,713.91)	-	-	-	-	-	-	(3,453,830.96)
KU-134400-EWB 11 Generators	(3,427,483.61)	(318,009.00)	-	-	-	-	-	-	(3,745,492.61)
KU-134400-EWB 5 Generators	(1,655,159.90)	(121,553.67)	82,834.11	-	-	28,493.09	-	-	(1,665,386.37)
KU-134400-EWB 6 Generators	(2,418,460.78)	(143,940.13)	412,838.51	-	-	-	-	-	(2,149,562.40)
KU-134400-EWB 7 Generators	(2,402,927.36)	(157,228.69)	-	-	-	-	-	-	(2,560,156.05)
KU-134400-EWB 8 Generators	(3,936,998.23)	(204,801.48)	-	-	-	-	-	-	(4,141,799.71)
KU-134400-EWB 9 Generators	(3,967,959.86)	(154,355.16)	-	-	-	-	-	-	(4,122,315.02)
KU-134400-EWB Solar Generators	(1,550,127.62)	(602,465.16)	-	-	-	-	-	-	(2,152,592.78)
KU-134400-HA 1,2,&3 Generators	(2,634,419.95)	(144,300.72)	-	-	-	-	-	-	(2,778,450.67)
KU-134400-PR 13 Generators	(2,880,786.23)	(237,402.11)	-	-	-	-	-	-	(3,118,188.34)
KU-134400-Simp Solar A1 Generators	-	(7,816.69)	-	-	-	-	-	-	(7,816.69)
KU-134400-Simp Solar A2 Generators	-	-	-	-	-	-	-	-	-
KU-134400-TC 10 Generators	(1,468,629.80)	(123,217.08)	-	(10,439.44)	-	-	-	-	(1,602,286.32)
KU-134400-TC 5 Generators	(2,119,200.78)	(154,075.80)	-	-	-	-	-	-	(2,273,276.58)
KU-134400-TC 6 Generators	(2,028,450.35)	(150,365.04)	-	-	-	-	-	-	(2,178,815.39)
KU-134400-TC 7 Generators	(1,474,047.21)	(115,777.95)	47,787.72	-	-	-	-	-	(1,542,037.44)
KU-134400-TC 8 Generators	(1,467,909.01)	(115,310.25)	47,787.72	-	-	-	-	-	(1,535,431.54)
KU-134400-TC 9 Generators	(960,790.01)	(130,991.04)	-	-	-	-	-	-	(1,091,781.05)
KU-134400-Generators	(45,790,916.27)	(4,839,258.27)	591,248.06	(33,575.82)	-	28,493.09	-	-	(50,044,009.21)
KU-134500-CR 7 Accessory Electric	(2,420,987.98)	(728,358.98)	-	79,305.18	-	-	-	-	(3,070,041.78)
KU-134500-EWB 10 Accessory Electri	(1,989,267.71)	(122,471.01)	-	-	-	-	-	-	(2,111,738.72)
KU-134500-EWB 11 Accessory Electri	(1,721,785.42)	(120,881.17)	-	-	-	-	-	-	(1,842,666.59)
KU-134500-EWB 5 Accessory Electric	(1,285,248.99)	(97,722.84)	-	-	-	-	-	-	(1,382,971.83)
KU-134500-EWB 6 Accessory Electric	(1,245,233.42)	(94,143.69)	-	-	-	-	-	-	(1,339,377.11)
KU-134500-EWB 7 Accessory Electric	(1,217,879.00)	(93,000.32)	-	-	-	-	-	-	(1,310,879.32)
KU-134500-EWB 8 Accessory Electric	(2,243,326.66)	(195,533.35)	-	-	-	-	-	-	(2,438,860.01)
KU-134500-EWB 9 Accessory Electric	(2,967,459.22)	(171,984.22)	-	-	-	-	-	-	(3,139,443.44)
KU-134500-EWB Solar Accessory Elec	(65,275.30)	(19,422.48)	-	-	-	-	-	-	(84,697.78)
KU-134500-Simp Solar A2 Misc Pwr Pl	-	-	-	-	-	-	-	-	-

KENTUCKY UTILITIES COMPANY
 KENTUCKY RESERVE FOR DEPRECIATION AND AMORTIZATION OF ELECTRIC PLANT IN SERVICE - REGULATORY ACCOUNTING
 DECEMBER 2019

[ToC](#)

	Beginning Balance	Accruals	Retirements	Transfers/ Adjustments	RWIP Transfers Out	Cost of Removal	Salvage	Other Credits	Ending Balance
KU-134500-HA 1,2,&3 Accessory Elec	(470,733.64)	(180,883.92)	-	-	-	-	-	-	(651,617.56)
KU-134500-PR 13 Accessory Electric	(1,427,394.20)	(100,289.65)	-	-	-	-	-	-	(1,527,683.85)
KU-134500-TC 10 Accessory Electric	(3,581,454.04)	(439,490.85)	-	41,066.27	-	-	-	-	(3,979,878.62)
KU-134500-TC 5 Accessory Electric	(929,141.99)	(75,098.02)	-	-	-	-	-	-	(1,004,240.01)
KU-134500-TC 6 Accessory Electric	(2,212,765.52)	(194,515.08)	-	-	-	-	-	-	(2,407,280.60)
KU-134500-TC 7 Accessory Electric	(1,646,194.35)	(152,447.04)	-	-	-	-	-	-	(1,798,641.39)
KU-134500-TC 8 Accessory Electric	(1,595,205.44)	(125,931.60)	-	-	-	-	-	-	(1,721,137.04)
KU-134500-TC 9 Accessory Electric	(1,627,039.14)	(126,956.16)	-	-	-	-	-	-	(1,753,995.30)
KU-134500-Accessory Electric	(28,646,392.02)	(3,039,130.38)	-	120,371.45	-	-	-	-	(31,565,150.95)
KU-134501-AROP Accessory Electric	-	-	-	-	-	-	-	-	-
KU-134600-CR 7 Misc. Power Plant E	(235,994.07)	(104,877.33)	10,290.11	-	-	841.08	-	-	(329,740.21)
KU-134600-EWB 10 Misc Power Plant	(157,501.18)	(7,736.28)	-	-	-	-	-	-	(165,237.46)
KU-134600-EWB 11 Misc Power Plant	(396,182.73)	(29,544.92)	41,975.19	-	-	-	-	-	(383,752.46)
KU-134600-EWB 5 Misc Power Plant E	(1,298,047.38)	(84,777.83)	6,084.72	-	-	884.75	-	-	(1,375,855.74)
KU-134600-EWB 6 Misc Power Plant E	(42,828.80)	(6,342.32)	-	-	-	-	-	-	(49,171.12)
KU-134600-EWB 7 Misc Power Plant E	(34,590.06)	(5,189.28)	-	-	-	-	-	-	(39,779.34)
KU-134600-EWB 8 Misc Power Plant E	(226,548.98)	(16,703.76)	-	-	-	-	-	-	(243,252.74)
KU-134600-EWB 9 Misc Power Plant E	(539,051.58)	(27,857.40)	-	-	-	-	-	-	(566,908.98)
KU-134600-EWB Solar Misc Power Plt	(38,161.87)	(18,053.04)	-	-	-	-	-	-	(56,214.91)
KU-134600-Simp Solar A2 Struc & Im	-	-	-	-	-	-	-	-	-
KU-134600-HA 1,2,&3 Misc Power Pla	(66,375.13)	(19,896.84)	-	-	-	-	-	-	(86,271.97)
KU-134600-PR 13 Misc Power Plant E	(667,754.47)	(43,113.60)	-	-	-	-	-	-	(710,868.07)
KU-134600-TC 10 Misc Power Plant E	(16,992.04)	(1,930.20)	-	-	-	-	-	-	(18,922.24)
KU-134600-TC 5 Misc. Power Plant E	(16,347.08)	(1,170.24)	-	-	-	-	-	-	(17,517.32)
KU-134600-TC 7 Misc. Power Plant E	(4,695.18)	(345.72)	-	-	-	-	-	-	(5,040.90)
KU-134600-TC 8 Misc. Power Plant E	(4,680.21)	(344.76)	-	-	-	-	-	-	(5,024.97)
KU-134600-TC 9 Misc. Power Plant E	(4,794.78)	(356.28)	-	-	-	-	-	-	(5,151.06)
KU-134600-Misc. Power Plant E	(3,750,545.54)	(368,239.80)	58,350.02	-	-	1,725.83	-	-	(4,058,709.49)
KU-134707-ARO Cost Other Prod (Eqp)	(73,527.02)	(20,149.44)	-	-	-	-	-	-	(93,676.46)
Total Electric Other Production	(347,332,801.93)	(42,518,784.09)	5,688,226.11	(0.00)	-	440,047.97	-	(74,525.25)	(383,797,837.19)
Electric Steam Production									
KU-131020-Land	-	-	-	-	-	-	-	-	-
KU-131100- Structures and Impr	(189,812,674.29)	(7,990,216.23)	9,782,858.35	856,788.00	-	24,618,137.87	(4,500.25)	(982.97)	(162,550,589.52)
KU-131101-AROP Struct & Impr	-	-	-	-	-	-	-	-	-
KU-131200-Boiler Plant Equipm	(1,282,239,194.74)	(142,694,205.05)	103,598,830.22	(856,787.96)	-	3,507,340.24	(70,977.68)	(247,167.21)	(1,319,002,162.18)
KU-131201-AROP Boiler Pit Equip	-	-	-	-	-	-	-	-	-
KU-131400-Turbogenerator Unit	(170,614,006.80)	(8,743,874.49)	35,147,119.70	0.00	-	1,174,252.66	-	97.72	(143,036,411.21)
KU-131401-AROP TY 3 Turbogenerator	-	-	-	-	-	-	-	-	-
KU-131500-Accessory Electric	(114,812,694.40)	(7,127,016.88)	3,966,450.48	-	-	111,841.68	(2,000.00)	-	(117,863,419.12)
KU-131501-AROP Accessory Electric	-	-	-	-	-	-	-	-	-
KU-131600-Misc Power Plant Eq	(16,684,869.59)	(1,013,941.65)	645,717.91	-	-	18,315.89	-	(467.25)	(17,035,244.69)
KU-131707-ARO Cost Steam (Eqp)	(12,256,946.51)	(5,133,813.82)	13,307,183.55	-	-	-	-	-	(4,083,576.78)
KU-131708-ARO Cost Steam (CCR)	(120,411,393.27)	(17,906,637.81)	37,232.91	-	-	-	-	-	(138,280,798.17)
Total Electric Steam Production	(1,906,831,779.60)	(190,609,705.93)	166,485,393.12	0.04	-	29,429,888.34	(77,477.93)	(248,519.71)	(1,901,852,201.67)
Electric Transmission									
KU-135010- KY Land Rights	(15,884,126.55)	(234,865.32)	-	-	-	-	-	-	(16,118,991.87)
KU-135010-Licensed Project Land Ri	-	-	-	-	-	-	-	-	-
KU-135020- KY Land	-	-	-	-	-	-	-	-	-
KU-135210- KY Licensed Proj Str & I	-	-	-	-	-	-	-	-	-
KU-135210- KY Struc & Imprv-Non Sys	(5,866,904.96)	(498,398.81)	17,012.48	-	-	9,471.09	-	-	(6,338,820.20)
KU-135210- KY Struc NonSys Dix Ctrl	(879,820.68)	(20,741.76)	-	-	-	-	-	-	(900,562.44)
KU-135220-Struct & Improve-System	(38,284.60)	(67.67)	82,985.22	-	-	-	-	-	44,632.95
KU-135310- KY Licensed Proj Sta Eq-	-	-	-	-	-	-	-	-	-
KU-135310- KY Station Equip -Non Sy	(65,392,255.90)	(6,068,763.26)	2,909,704.28	-	-	380,175.38	(302,246.15)	-	(68,473,385.65)
KU-135311-AROP Station Equip Non S	(0.00)	-	-	-	-	-	-	-	(0.00)
KU-135320-Station Equipment-System	(5,726,208.02)	-	596,313.50	-	-	-	-	-	(5,129,894.52)

KENTUCKY UTILITIES COMPANY
KENTUCKY RESERVE FOR DEPRECIATION AND AMORTIZATION OF ELECTRIC PLANT IN SERVICE - REGULATORY ACCOUNTING
DECEMBER 2019

[ToC](#)

	Beginning Balance	Accruals	Retirements	Transfers/ Adjustments	RWIP Transfers Out	Cost of Removal	Salvage	Other Credits	Ending Balance
KU-135400-KY Towers and Fixtures	(47,314,381.04)	(1,196,664.24)	33,393.76	-	-	142,442.12	-	-	(48,335,209.40)
KU-135500- KY Licensed Proj Poles a	-	-	-	-	-	-	-	-	-
KU-135500-KY Poles and Fixtures	(71,968,580.50)	(10,964,132.96)	1,228,265.48	-	-	3,965,132.69	(79,090.50)	(97,244.40)	(77,915,650.19)
KU-135600- KY Licensed Proj Ohd Con	-	-	-	-	-	-	-	-	-
KU-135600-KY Overhead Conductors and	(104,291,173.37)	(4,774,857.89)	305,528.68	-	-	512,020.36	(7,051.57)	(1,189.59)	(108,256,723.38)
KU-135700- KY Underground Conduit	(256,369.31)	(7,790.96)	-	-	-	-	-	-	(264,160.27)
KU-135800- KY Undergrd Conductors a	(958,378.53)	(9,910.78)	-	-	-	-	-	-	(968,289.31)
KU-135915-ARO Cost Transm (L/B)	(7,015.91)	(875.42)	-	-	-	-	-	-	(7,891.33)
KU-135917-ARO Cost Transm (Eqp)	(83,813.98)	(14,837.82)	-	-	-	-	-	-	(98,651.80)
Total Electric Transmission	(318,667,313.35)	(23,791,906.89)	5,173,203.40	-	-	5,009,241.64	(388,388.22)	(98,433.99)	(332,763,597.41)
Total Electric Depreciation Reserves	(3,315,218,967.11)	(309,900,097.76)	202,229,965.23	0.00	-	41,521,725.12	(1,014,674.53)	(1,112,606.81)	(3,383,494,655.86)
Electric Intangible Plant									
KU-130100- KY Organization	-	-	-	-	-	-	-	-	-
KU-130200-Franchises and Consents	(84,836.27)	(2,029.80)	-	-	-	-	-	-	(86,866.07)
KU-130200-Licensed Project Franchi	13,461.00	-	-	-	-	-	-	-	13,461.00
KU-130300-Misc Intangible Plant	(28,631,282.76)	(14,213,064.88)	11,873,767.13	-	-	-	-	-	(30,970,580.51)
KU-130310-CCS Software	(41,255,122.48)	(2,968,485.08)	37,077,853.47	-	-	-	-	-	(7,145,754.09)
Total Electric Intangible Plant	(69,957,780.51)	(17,183,579.76)	48,951,620.60	-	-	-	-	-	(38,189,739.67)
Total Electric Amortization Reserves	(69,957,780.51)	(17,183,579.76)	48,951,620.60	-	-	-	-	-	(38,189,739.67)

KENTUCKY UTILITIES COMPANY
 VIRGINIA RESERVE FOR DEPRECIATION AND AMORTIZATION OF ELECTRIC PLANT IN SERVICE - REGULATORY ACCOUNTING
 DECEMBER 2019

[ToC](#)

	Beginning Balance	Accruals	Retirements	Transfers/ Adjustments	RWIP Transfers Out	Cost of Removal	Salvage	Other Credits	Ending Balance
Electric Distribution									
KU-136010- VA Land Rights	(69,671.48)	(971.45)	-	-	-	-	-	-	(70,642.93)
KU-136100- VA Struct and Improv	(146,353.52)	(13,699.87)	549.06	-	-	621.22	-	-	(158,883.11)
KU-136200- VA Station Equipment	(3,303,001.56)	(159,324.14)	11,748.42	-	-	21,570.91	-	-	(3,429,006.37)
KU-136400-VA Poles, Towers, and Fix	(13,164,302.83)	(598,334.76)	214,508.14	-	-	52,008.35	(11.73)	(989.13)	(13,497,121.96)
KU-136500- VA Overhead Conductor	(9,066,534.92)	(521,299.65)	468,045.75	-	-	212,440.84	(4,456.15)	(2,488.80)	(8,914,292.93)
KU-136600- VA Underground Conduit	-	-	-	-	-	-	-	-	-
KU-136700- VA Undergrnd Conductors	(770,330.85)	(84,943.57)	2,897.49	-	-	2,383.75	-	(363.62)	(850,356.80)
KU-136800- VA Line Transformers	(5,528,619.40)	(197,473.23)	90,999.25	-	-	35,466.49	-	-	(5,599,626.89)
KU-136900- VA Services	(4,339,771.80)	(99,366.39)	2,802.67	-	-	25,855.93	-	-	(4,410,479.59)
KU-137000- VA Meters	(2,009,745.62)	(106,634.04)	14,314.24	-	-	-	-	-	(2,102,065.42)
KU-137020- VA Meters - CT and PT	(646,668.31)	(35,083.80)	-	-	-	-	-	-	(681,752.11)
KU-137100- VA Install on Customers	-	-	-	-	-	-	-	-	-
KU-137300- VA Str Lighting and Sign	(1,848,557.86)	(153,649.33)	2,159.12	-	-	1,655.15	-	(36.20)	(1,998,429.12)
Total Electric Distribution	(40,893,558.15)	(1,970,780.23)	808,024.14	-	-	352,002.64	(4,467.88)	(3,877.75)	(41,712,657.23)
Electric General Plant									
KU-139010- VA Structures & Improv	(320,918.65)	(89,677.01)	5,094.70	-	-	-	-	-	(405,500.96)
KU-139020- VA Pennington Gap Office	(4,739.01)	-	-	-	-	-	-	-	(4,739.01)
KU-139020- VA Wise Office	(12,025.31)	(177.12)	-	-	-	-	-	-	(12,202.43)
KU-139020-Variou Offices	(16,764.32)	(177.12)	-	-	-	-	-	-	(16,941.44)
KU-139110- VA Office Equipment	(13.65)	(46.80)	-	-	-	-	-	-	(60.45)
KU-139120-VA Non PC Computer Equip	308.65	-	-	-	-	-	-	-	308.65
KU-139200- VA Cars and Light Trucks	(0.00)	-	-	-	-	-	-	-	(0.00)
KU-139200-VA Cars and Light Trucks-	(579.42)	(1,092.43)	-	-	-	-	-	-	(1,671.85)
KU-139300- VA Stores Equipment	(209.24)	(38.52)	-	-	-	-	-	-	(247.76)
KU-139400- VA Tools, Shop, Garage	(217,451.00)	(19,354.31)	12,996.20	-	-	-	-	-	(223,809.11)
KU-139500-VA Laboratory Equipment	-	-	-	-	-	-	-	-	-
KU-139600-VA Power Op Equip	-	-	-	-	-	-	-	-	-
KU-139610-VA Power Op Equip-Lg Mach	(130,217.82)	(16,200.84)	-	-	-	-	-	-	(146,418.66)
KU-139620-VA Power Op Equip - Other	-	-	-	-	-	-	-	-	-
KU-139700-VA Microwave,Fiber,Other	(292,155.41)	(48,039.74)	-	-	-	-	-	-	(340,195.15)
KU-139710- VA Radios and Telephone	(413,833.26)	(31,405.05)	124,450.54	-	-	-	-	-	(320,787.77)
KU-139800- VA Miscellaneous Equip	-	-	-	-	-	-	-	-	-
Total General Plant	(1,391,834.12)	(206,031.82)	142,541.44	-	-	-	-	-	(1,455,324.50)
Electric Transmission									
KU-135010- VA Land Rights	(1,964,996.21)	(19,278.48)	-	-	-	-	-	-	(1,984,274.69)
KU-135020- VA Land	-	-	12.67	(12.67)	-	-	-	-	-
KU-135210- VA Struc & Imprv-Non Sys	(815,854.48)	(28,957.59)	-	-	-	-	-	-	(844,812.07)
KU-135310- VA Station Equip -Non Sy	(8,202,370.12)	(453,523.41)	112,686.11	-	-	41,547.03	-	-	(8,501,660.39)
KU-135400- VA Towers and Fixtures	(5,155,922.53)	(121,360.32)	-	-	-	-	-	-	(5,277,282.85)
KU-135500- VA Poles and Fixtures	(4,883,690.66)	(402,707.86)	5,594.95	-	-	55,829.83	-	-	(5,224,973.74)
KU-135600- VA Overhead Conductors	(10,468,772.62)	(485,286.40)	2,230.63	-	-	943.87	-	-	(10,950,884.52)
KU-135700- VA Underground Conduit	-	-	-	-	-	-	-	-	-
KU-135800- VA Undergrd Conductors a	-	-	-	-	-	-	-	-	-
Total Electric Transmission	(31,491,606.62)	(1,511,114.06)	120,524.36	(12.67)	-	98,320.73	-	-	(32,783,888.26)
Total Electric Depreciation Reserves	(73,776,998.89)	(3,687,926.11)	1,071,089.94	(12.67)	-	450,323.37	(4,467.88)	(3,877.75)	(75,951,869.99)

[ToC](#)

KENTUCKY UTILITIES COMPANY
 TENNESSEE RESERVE FOR DEPRECIATION AND AMORTIZATION OF ELECTRIC PLANT IN SERVICE - REGULATORY ACCOUNTING
 DECEMBER 2019

	Beginning Balance	Accruals	Retirements	Transfers/ Adjustments	RWIP Transfers Out	Cost of Removal	Salvage	Other Credits	Ending Balance
Electric Distribution									
KU-136010- TN Land Rights	(2,485.95)	(16.80)	-	-	-	-	-	-	(2,502.75)
KU-136100- TN Struct and Improv	(2,512.58)	(54.72)	-	-	-	-	-	-	(2,567.30)
KU-136200- TN Station Equipment	(35,978.77)	(1,206.01)	26.73	-	-	531.83	-	-	(36,626.22)
KU-136400- TN Poles, Towers, and Fix	(48,919.33)	(653.27)	31,831.04	-	-	31,160.24	-	-	13,418.68
KU-136500- TN Overhead Conductor	(53,818.22)	(613.92)	30,456.56	-	-	29,883.33	-	-	5,907.75
KU-136600- TN Underground Conduit	-	-	-	-	-	-	-	-	-
KU-136700- TN Undergrnd Conductors	-	-	-	-	-	-	-	-	-
KU-136800- TN Line Transformers	(5,254.91)	(33.70)	2,284.63	-	-	2,241.64	-	-	(762.34)
KU-136900- TN Services	(1,153.35)	(1.93)	254.62	-	-	249.83	-	-	(650.83)
KU-137000- TN Meters	(92.98)	(4.84)	300.60	-	-	294.94	-	-	497.72
KU-137020- TN Meters - CT and PT	(513.86)	(76.67)	3,898.61	-	-	3,825.23	-	-	7,133.31
KU-137100- TN Install on Customers	-	-	-	-	-	-	-	-	-
Total Electric Distribution	(150,729.95)	(2,661.86)	69,052.79	-	-	68,187.04	-	-	(16,151.98)
Electric Transmission									
KU-135010- TN Land Rights	(372.94)	(3.72)	-	-	-	-	-	-	(376.66)
KU-135500- TN Poles and Fixtures	(91,970.77)	(3,772.44)	-	-	-	-	-	-	(95,743.21)
KU-135600- TN Overhead Conductors	(54,651.47)	(2,049.48)	-	-	-	-	-	-	(56,700.95)
Total Electric Transmission	(146,995.18)	(5,825.64)	-	-	-	-	-	-	(152,820.82)
Total Electric Depreciation Reserves	(297,725.13)	(8,487.50)	69,052.79	-	-	68,187.04	-	-	(168,972.80)

KENTUCKY UTILITIES COMPANY
SUMMARY OF UTILITY PLANT - REGULATORY ACCOUNTING - Including 254 Balances
DECEMBER 2019

	Beginning Balance	Accruals	Retirements	Transfers/ Adjustments	ARO Settlements	RWIP Transfers Out	Cost of Removal	Salvage	Other Credits	Ending Balance
LIFE RESERVE										
Electric Distribution	(518,923,181.65)	(34,081,582.06)	17,822,533.20	(0.04)	-	-	-	-	-	(535,182,230.55)
Electric Distribution - ARO	(118,709.67)	(12,564.43)	2,707.72	-	-	-	-	-	-	(128,566.38)
Electric General Plant	(73,410,351.30)	(13,131,481.09)	8,054,529.29	(34,316.09)	-	-	-	-	-	(78,521,619.19)
Electric Hydro Production	(14,506,598.38)	(1,258,157.75)	22,990.76	-	-	-	-	-	-	(15,741,765.37)
Electric Hydro Production - ARO	(55,478.11)	(17,888.16)	-	-	-	-	-	-	-	(73,366.27)
Electric Other Production	(338,338,154.55)	(39,134,284.36)	5,688,226.11	-	-	-	-	-	-	(371,784,212.80)
Electric Other Production - ARO	(73,527.02)	(20,149.44)	-	-	-	-	-	-	-	(93,676.46)
Electric Steam Production	(1,648,099,888.13)	(157,592,012.84)	153,140,976.66	0.04	-	-	-	-	-	(1,652,550,924.27)
Electric Steam Production - ARO	(132,668,339.78)	(23,040,451.63)	13,344,416.46	-	-	-	-	-	-	(142,364,374.95)
Electric Transmission	(244,670,246.61)	(16,863,202.12)	5,293,727.76	(12.67)	-	-	-	-	-	(256,239,733.64)
Electric Transmission - ARO	(90,829.89)	(15,713.24)	-	-	-	-	-	-	-	(106,543.13)
Non Utility Property	-	-	-	-	-	-	-	-	-	-
	(2,970,955,305.09)	(285,167,487.12)	203,370,107.96	(34,328.76)	-	-	-	-	-	(3,052,787,013.01)
COST OF REMOVAL										
Electric Distribution	(232,033,591.52)	(7,590,900.25)	-	-	-	-	6,722,327.66	-	(695,005.61)	(233,597,169.72)
Electric General Plant	83,344.05	(233,653.77)	-	(416.01)	-	-	155,177.00	-	-	4,451.27
Electric Hydro Production	180,600.39	(43,801.26)	-	-	-	-	185,232.19	-	-	322,031.32
Electric Other Production	(11,019,584.85)	(3,704,203.18)	-	-	-	-	440,047.97	-	(74,525.25)	(14,358,265.31)
Electric Other Production - ARO	-	-	-	-	-	-	-	-	-	-
Electric Steam Production	(162,698,404.19)	(13,886,107.42)	-	-	-	-	29,429,888.34	-	(248,519.71)	(147,403,142.98)
Electric Steam Production - ARO	-	-	-	-	-	-	-	-	-	-
Electric Transmission	(131,649,471.67)	(9,618,851.98)	-	-	-	-	5,107,562.37	-	(98,433.99)	(136,259,195.27)
Electric Transmission - ARO	-	-	-	-	-	-	-	-	-	-
Non Utility Property	-	-	-	-	-	-	-	-	-	-
	(537,137,107.79)	(35,077,517.86)	-	(416.01)	-	-	42,040,235.53	-	(1,116,484.56)	(531,291,290.69)
SALVAGE										
Electric Distribution	53,855,126.10	1,205,235.37	-	-	-	-	-	(518,544.16)	-	54,541,817.31
Electric General Plant	49,954.23	-	-	34,732.10	-	-	-	(34,732.10)	-	49,954.23
Electric Hydro Production	55,691.41	5,618.64	-	-	-	-	-	-	-	61,310.05
Electric Other Production	2,098,464.49	339,852.89	-	-	-	-	-	-	-	2,438,317.38
Electric Steam Production	36,634,852.50	3,908,865.96	-	-	-	-	-	(77,477.93)	-	40,466,240.53
Electric Transmission	26,104,633.02	1,188,920.75	-	-	-	-	-	(388,388.22)	-	26,905,165.55
Non Utility Property	-	-	-	-	-	-	-	-	-	-
	118,798,721.75	6,648,493.61	-	34,732.10	-	-	-	(1,019,142.41)	-	124,462,805.05
TOTAL RESERVES										
Electric Distribution	(697,101,647.07)	(40,467,246.94)	17,822,533.20	(0.04)	-	-	6,722,327.66	(518,544.16)	(695,005.61)	(714,237,582.96)
Electric Distribution - ARO	(118,709.67)	(12,564.43)	2,707.72	-	-	-	-	-	-	(128,566.38)
Electric General Plant	(73,277,053.02)	(13,365,134.86)	8,054,529.29	-	-	-	155,177.00	(34,732.10)	-	(78,467,213.69)
Electric Hydro Production	(14,270,306.58)	(1,296,340.37)	22,990.76	-	-	-	185,232.19	-	-	(15,358,424.00)
Electric Hydro Production - ARO	(55,478.11)	(17,888.16)	-	-	-	-	-	-	-	(73,366.27)
Electric Other Production	(347,259,274.91)	(42,498,634.65)	5,688,226.11	-	-	-	440,047.97	-	(74,525.25)	(383,704,160.73)
Electric Other Production - ARO	(73,527.02)	(20,149.44)	-	-	-	-	-	-	-	(93,676.46)
Electric Steam Production	(1,774,163,439.82)	(167,569,254.30)	153,140,976.66	0.04	-	-	29,429,888.34	(77,477.93)	(248,519.71)	(1,759,487,826.72)
Electric Steam Production - ARO	(132,668,339.78)	(23,040,451.63)	13,344,416.46	-	-	-	-	-	-	(142,364,374.95)
Electric Transmission	(350,215,085.26)	(25,293,133.35)	5,293,727.76	(12.67)	-	-	5,107,562.37	(388,388.22)	(98,433.99)	(365,593,763.36)
Electric Transmission - ARO	(90,829.89)	(15,713.24)	-	-	-	-	-	-	-	(106,543.13)
Non Utility Property	-	-	-	-	-	-	-	-	-	-
	(3,389,293,691.13)	(313,596,511.37)	203,370,107.96	(12.67)	-	-	42,040,235.53	(1,019,142.41)	(1,116,484.56)	(3,459,615,498.65)
RETIREMENT WORK IN PROGRESS										
Electric	29,929,212.34	-	-	9,695.36	-	(39,904,608.56)	45,384,501.04	(1,094,263.07)	(859,189.30)	33,465,347.81
	29,929,212.34	-	-	9,695.36	-	(39,904,608.56)	45,384,501.04	(1,094,263.07)	(859,189.30)	33,465,347.81
YTD ACTIVITY	(3,359,364,478.79)	(313,596,511.37)	203,370,107.96	9,682.69	-	(39,904,608.56)	87,424,736.57	(2,113,405.48)	(1,975,673.86)	(3,426,150,150.84)
AMORTIZATION										
Electric	(69,957,780.51)	(17,183,579.76)	48,951,620.60	-	-	-	-	-	-	(38,189,739.67)
	(69,957,780.51)	(17,183,579.76)	48,951,620.60	-	-	-	-	-	-	(38,189,739.67)
Depreciation & Amortization Total	(3,429,322,259.30)	(330,780,091.13)	252,321,728.56	9,682.69	-	(39,904,608.56)	87,424,736.57	(2,113,405.48)	(1,975,673.86)	(3,464,339,890.51)
Utility Plant at Original Cost Less Reserve for Depreciation & Amortization (Excl nonutility)	6,633,216,860.74									6,883,808,081.23

KENTUCKY UTILITIES COMPANY
RESERVE FOR DEPRECIATION AND AMORTIZATION OF ELECTRIC PLANT IN SERVICE - REGULATORY ACCOUNTING - Including 254 Balances
DECEMBER 2019

	Beginning Balance	Accruals	Retirements	Transfers/ Adjustments	RWIP Transfers Out	Cost of Removal	Salvage	Other Credits	Ending Balance
Electric Distribution									
KU-136010-KY Land Rights	(1,497,796.24)	(15,423.11)	-	-	-	-	-	-	(1,513,219.35)
KU-136010- Licensed Project Land Ri	-	-	-	-	-	-	-	-	-
KU-136020-Land	(0.00)	-	-	-	-	-	-	-	(0.00)
KU-136100- Structures and Improve	(2,751,300.37)	(445,815.30)	26,813.32	-	-	47,761.88	-	-	(3,122,540.47)
KU-136200- Station Equipment	(54,337,030.40)	(4,262,768.09)	852,784.82	18,090.64	-	508,589.69	(17,478.12)	-	(57,237,811.46)
KU-136400-KY Ghent Transpt ECR 2009	(2,788.46)	(1,063.35)	-	-	-	-	-	-	(3,851.81)
KU-136400- Licensed Project Pole	(0.29)	-	-	-	-	-	-	-	(0.29)
KU-136400- Poles, Towers, and Fix	(172,339,812.79)	(8,186,988.26)	2,287,795.93	-	-	2,001,275.44	(15,320.13)	(239,931.17)	(176,492,980.98)
KU-136500- Licensed Project Ohd Con	(0.19)	-	-	-	-	-	-	-	(0.19)
KU-136500- Overhead Conductors and	(117,765,641.73)	(7,819,486.01)	8,962,258.83	(18,090.65)	-	3,049,088.99	(183,610.17)	(389,970.77)	(114,165,451.51)
KU-136500-KY Ghent Transpt ECR 2009	(3,002.69)	(912.99)	-	-	-	-	-	-	(3,915.68)
KU-136600- Underground Conduit	(984,973.34)	(51,603.45)	-	-	-	-	-	-	(1,036,576.79)
KU-136600-KY Ghent Transpt ECR 2009	(18,840.26)	(4,454.94)	-	-	-	-	-	-	(23,295.20)
KU-136700- Underground Conductors a	(51,572,811.98)	(3,820,376.38)	483,137.77	-	-	121,046.79	(42,671.16)	(37,971.69)	(54,869,646.65)
KU-136700-KY Ghent Transpt ECR 2009	(136,076.02)	(23,465.35)	-	-	-	-	-	-	(159,541.37)
KU-136800- Line Transformers	(149,083,869.75)	(5,790,700.64)	3,551,423.06	-	-	412,224.15	(259,464.50)	(3,105.48)	(151,173,493.16)
KU-136900- Services	(65,162,841.39)	(2,019,226.93)	136,207.85	(0.03)	-	516,801.01	-	-	(66,529,059.49)
KU-137000- Meters	(32,046,198.42)	(2,256,386.36)	938,285.26	(4,858.80)	-	294.94	-	-	(33,368,863.38)
KU-137001- Meters AMS	(165,536.00)	(172,588.91)	-	4,894.68	-	-	-	-	(333,230.23)
KU-137011- Meters AMI	-	(19.80)	-	(35.88)	-	-	-	-	(55.68)
E371.01-Install Charging Stations - 101	-	(7,298.22)	-	-	-	-	-	-	(7,298.22)
KU-137020- Meters CT and PT	(5,741,510.98)	(493,839.94)	439,915.23	-	-	3,825.23	-	-	(5,791,610.46)
KU-137100- Installations on Custome	(52.89)	(23.19)	-	-	-	-	-	-	(76.08)
KU-137300- Street Lighting and Sign	(43,491,562.88)	(5,094,805.72)	143,911.13	-	-	61,419.54	(0.08)	(24,026.50)	(48,405,064.51)
KU-137405-ARO Cost Elec Dist (L/B)	(47,035.16)	(14,072.59)	2,707.72	-	-	-	-	-	(58,400.03)
KU-137407-ARO Cost Elec Dist (Eqp)	(71,674.51)	1,508.16	-	-	-	-	-	-	(70,166.35)
Total Electric Distribution	(697,220,356.74)	(40,479,811.37)	17,825,240.92	(0.04)	-	6,722,327.66	(518,544.16)	(695,005.61)	(714,366,149.34)
Electric General Plant									
KU-138920-Land	0.00	-	-	-	-	-	-	-	0.00
KU-139010- Structures & Improvement	(9,240,365.55)	(1,317,014.90)	391,612.75	(48,147.90)	-	85,310.81	-	-	(10,128,604.79)
KU-139010-KY Stru Pinevll Joint Use	(14,089.91)	(1,339.56)	-	-	-	-	-	-	(15,429.47)
KU-139010-KY Struc Morganfield Offi	(632,701.70)	(118,715.78)	-	-	-	-	-	-	(751,417.48)
KU-139010-KY Struct One Quality Bldg	(3,238,609.17)	(266,604.59)	221,559.53	-	-	59,956.01	-	-	(3,223,698.22)
KU-139010-Pineville Storerm Owned	(427,496.79)	(66,380.30)	33,193.36	-	-	12,663.71	-	-	(448,020.02)
KU-139020-Carlisle Office	(3.68)	-	-	-	-	-	-	-	(3.68)
KU-139020-Pennington Gap Office	(4,739.01)	-	-	-	-	-	-	-	(4,739.01)
KU-139020-Wise Office	(12,025.31)	(177.12)	-	-	-	-	-	-	(12,202.43)
KU-139020-Coeburn Office	-	-	-	-	-	-	-	-	-
KU-139020-Columbia Office	-	-	-	-	-	-	-	-	-
KU-139020-Corbin Office	-	-	-	-	-	-	-	-	-
KU-139020-Earlinton Pole Yard	(575.35)	-	-	-	-	-	-	-	(575.35)
KU-139020-Eddyville Office	(19,326.73)	(238.44)	-	-	-	-	-	-	(19,565.17)
KU-139020-Ewing Office	-	-	-	-	-	-	-	-	-
KU-139020-Flemingsburg Storeroom	(1,218.52)	(14.88)	-	-	-	-	-	-	(1,233.40)
KU-139020-Henderson Office	-	-	-	-	-	-	-	-	-
KU-139020-Lexington Northside Offi	(100.87)	-	-	-	-	-	-	-	(100.87)
KU-139020-Liberty Office	-	-	-	-	-	-	-	-	-
KU-139020-Livermore Storeroom	(202.26)	(24.39)	-	-	-	-	-	-	(226.65)
KU-139020-London Office	(38,263.83)	(466.32)	-	-	-	-	-	-	(38,730.15)
KU-139020-Manchester Office	-	-	-	-	-	-	-	-	-
KU-139020-Morehead Storeroom	(3,464.98)	(42.24)	-	-	-	-	-	-	(3,507.22)
KU-139020-Richmond Office	(168,054.14)	(3,838.20)	-	-	-	-	-	-	(171,892.34)
KU-139020-Somerset Pole Yard	(47,759.82)	(412.34)	-	48,147.90	-	-	-	-	(24.26)
KU-139020-St Paul Office	-	-	-	-	-	-	-	-	-
KU-139020-Tates Creek Office	-	-	-	-	-	-	-	-	-
KU-139020-Taylorsville Office	(9,469.41)	(115.32)	-	-	-	-	-	-	(9,584.73)
KU-139020-Versailles Storeroom	(68,344.36)	(833.04)	-	-	-	-	-	-	(69,177.40)
KU-139020-Whitley City Office	-	-	-	-	-	-	-	-	-

Garrett/Spinos

KU-139020-Various Offices	(373,548.27)	(6,162.29)	-	48,147.90	-	-	-	-	-
KU-139110- Office Equipment	(5,480,624.16)	(511,759.78)	189,917.61	-	-	-	-	-	(5,802,466.33)
KU-139120- Non PC Computer Equipmen	(15,232,796.31)	(3,263,457.99)	4,962,328.48	-	-	-	-	-	(13,533,925.82)
KU-139130-Cash Processing Equipmen	-	-	-	-	-	-	-	-	-
KU-139131-Personal Computers	(809,191.15)	(1,447,924.67)	1,194,841.37	-	-	-	-	-	(1,062,274.45)
KU-139200-KY - Ghent 4 ECR 2009	(19,403.82)	-	19,403.82	-	-	-	-	-	(0.00)
KU-139200- Cars and Light Trucks	(0.00)	-	-	-	-	-	-	-	(0.00)
KU-139200-KY Cars and Light Trucks-	(783,814.30)	(34,647.98)	61,778.27	(0.69)	-	265.65	(22,178.75)	-	(778,597.80)
KU-139210- Heavy trucks and Other	(0.00)	-	-	-	-	-	-	-	(0.00)
KU-139210- KY Heavy Trucks & Other-	(3,367,933.07)	(188,268.71)	-	-	-	-	-	-	(3,556,201.78)
KU-139300- Stores Equipment	(442,548.03)	(37,980.93)	50,376.01	(0.03)	-	-	-	-	(430,152.98)
KU-139400- Tools, Shop, and Garage	(4,784,693.69)	(575,022.27)	218,550.77	0.69	-	-	-	-	(5,141,164.50)
KU-139500- Laboratory Equipment	(0.00)	-	-	-	-	-	-	-	(0.00)
KU-139600-Power Op Equip Lg Mach	(0.03)	-	-	0.03	-	-	-	-	(0.00)
KU-139610-KY Power Op Equip-Lg Mach	(1,079,241.09)	(236,497.58)	24,822.74	-	-	150.36	(12,553.35)	-	(1,303,318.92)
KU-139620-KY Power Op Equip - Other	(277,471.20)	(36,103.89)	3,705.14	-	-	(9,695.36)	-	-	(319,565.31)
KU-139700-Microwave,Fiber,Other	(12,772,236.69)	(1,735,820.95)	515,792.17	-	-	6,525.82	-	-	(13,985,739.65)
KU-139710-Radios and Telephone	(11,645,193.67)	(2,450,861.28)	166,647.27	-	-	-	-	-	(13,929,407.68)
KU-139720- DSM Equipment	(2,655,094.42)	(1,070,571.41)	-	-	-	-	-	-	(3,725,665.83)
KU-139800- Miscellaneous Equipment	0.00	-	-	-	-	-	-	-	0.00
Total General Plant	(73,277,053.02)	(13,365,134.86)	8,054,529.29	0.00	-	155,177.00	(34,732.10)	-	(78,467,213.69)
Electric Hydro Production									
KU-133010-DD Land Rights	(912,332.60)	-	-	-	-	-	-	-	(912,332.60)
KU-133100-DD Structures and Improv	(505,174.39)	(111,840.48)	22,985.41	-	-	180,082.02	-	-	(413,947.44)
KU-133200-DD Reservoirs, Dams, and	(9,887,589.41)	(571,215.36)	-	-	-	-	-	-	(10,458,804.77)
KU-133300-DD Water Wheels, Turbine	(2,389,412.43)	(542,204.28)	-	-	-	-	-	-	(2,931,616.71)
KU-133400-DD Accessory Electric Eq	(324,035.54)	(50,886.65)	5.35	-	-	5,150.17	-	-	(369,766.67)
KU-133500-DD Misc Power Plant Equi	(155,938.29)	(12,384.48)	-	-	-	-	-	-	(168,322.77)
KU-133600-DD Roads, Railroads, and	(95,823.92)	(7,809.12)	-	-	-	-	-	-	(103,633.04)
KU-133707-ARO Cost Hydro Prod (Eqp)	(55,478.11)	(17,888.16)	-	-	-	-	-	-	(73,366.27)
Total Electric Hydro Production	(14,325,784.69)	(1,314,228.53)	22,990.76	-	-	185,232.19	-	-	(15,431,790.27)
Electric Other Production									
KU-134010-EWB 9PL Land Rights	(128,254.90)	(3,863.40)	-	-	-	-	-	-	(132,118.30)
KU-134020-EWB 8 Land	-	-	-	-	-	-	-	-	-
KU-134020-EWB Solar Facility Land	-	-	-	-	-	-	-	-	-
KU-134020-Land	-	-	-	-	-	-	-	-	-
KU-134100-CR 7 Structures and Impr	(4,727,094.03)	(1,533,215.95)	155,614.84	(45,406.28)	-	10,226.59	-	-	(6,139,874.83)
KU-134100-EWB 10 Structures and Im	(1,363,190.79)	(54,479.04)	-	-	-	-	-	-	(1,417,669.83)
KU-134100-EWB 11 Structures and Im	(1,442,054.47)	(82,901.40)	-	-	-	-	-	-	(1,524,955.87)
KU-134100-EWB 5 Structures and Imp	(411,495.83)	(41,488.80)	-	-	-	-	-	-	(452,984.63)
KU-134100-EWB 6 Structures and Imp	(121,504.03)	(8,632.68)	-	-	-	-	-	-	(130,136.71)
KU-134100-EWB 7 Structures and Imp	(344,909.92)	(24,074.52)	-	-	-	-	-	-	(368,984.44)
KU-134100-EWB 8 Structures and Imp	(1,646,443.38)	(80,195.94)	-	-	-	-	-	-	(1,726,639.32)
KU-134100-EWB 9 Structures and Imp	(3,492,983.99)	(128,620.32)	-	-	-	-	-	-	(3,621,604.31)
KU-134100-EWB Solar Struc and Imp	(120,390.85)	(61,217.64)	-	-	-	-	-	-	(181,608.49)
KU-134100-HA 1,2,&3 Structures and	(198,389.60)	(55,871.16)	-	-	-	-	-	-	(254,260.76)
KU-134100-PR 13 Structures and Imp	(1,186,428.82)	(91,473.72)	-	-	-	-	-	-	(1,277,902.54)
KU-134100-Simp Solar A1 Struc & Imp	-	(11,265.38)	-	-	-	-	-	-	(11,265.38)
KU-134100-Simp Solar A2 Struc & Imp	-	-	-	-	-	-	-	-	-
KU-134100-TC 10 Structures and Imp	(1,863,534.00)	(163,792.18)	-	(25,072.51)	-	-	-	-	(2,052,398.69)
KU-134100-TC 5 Structures and Impr	(2,140,042.44)	(144,746.88)	-	-	-	-	-	-	(2,284,789.32)
KU-134100-TC 6 Structures and Impr	(2,057,327.76)	(138,523.20)	-	-	-	-	-	-	(2,195,850.96)
KU-134100-TC 7 Structures and Impr	(1,823,429.37)	(134,536.08)	-	-	-	-	-	-	(1,957,965.45)
KU-134100-TC 8 Structures and Impr	(1,818,150.75)	(134,146.56)	-	-	-	-	-	-	(1,952,297.31)
KU-134100-TC 9 Structures and Impr	(1,864,776.73)	(138,561.48)	-	-	-	-	-	-	(2,003,338.21)
KU-134100-Structures and Impr	(26,622,146.76)	(3,027,742.93)	155,614.84	(70,478.79)	-	10,226.59	-	-	(29,554,527.05)
KU-134200-Cane Run PIPELINE FUEL	(2,392,132.91)	(725,727.72)	-	-	-	-	-	-	(3,117,860.63)
KU-134200-CR 7 Fuel Holders, Produ	(3,752,485.02)	(203,391.08)	-	(10,762.52)	-	-	-	-	(3,966,638.62)
KU-134200-EWB 10 Fuel Holders, Pro	(114,456.19)	(15,336.72)	-	-	-	-	-	-	(129,792.91)
KU-134200-EWB 11 Fuel Holders, Pro	(154,347.00)	(22,285.32)	-	-	-	-	-	-	(176,632.32)
KU-134200-EWB 5 Fuel Holders, Prod	(376,244.36)	(39,789.36)	-	-	-	-	-	-	(416,033.72)
KU-134200-EWB 6 Fuel Holders, Prod	(326,112.62)	(69,147.12)	-	-	-	-	-	-	(395,259.74)
KU-134200-EWB 7 Fuel Holders, Prod	(322,927.72)	(67,036.08)	-	-	-	-	-	-	(389,963.80)
KU-134200-EWB 8 Fuel Holders, Prod	(173,887.89)	(17,176.92)	-	-	-	-	-	-	(191,064.81)
KU-134200-EWB 9 Fuel Holders, Prod	(1,575,301.76)	(146,715.24)	-	-	-	-	-	-	(1,722,017.00)
KU-134200-EWB 9PL Fuel Holders, Pr	(5,969,617.83)	(252,903.96)	-	-	-	-	-	-	(6,222,521.79)

										Garrett/Spinos
KU-134200-HA 1,2,&3 Fuel Holders,	(376,467.74)	(83,284.25)	9,125.79	-	-	2,400.00	-	-	-	-
KU-134200-Paddys Run CT Pipeline	(474,974.35)	(212,399.40)	-	-	-	-	-	-	-	(687,373.75)
KU-134200-PR 13 Fuel Holders, Produ	(1,141,576.32)	(76,943.04)	-	-	-	-	-	-	-	(1,218,519.36)
KU-134200-TC 10 Fuel Holders, Produ	(316,714.20)	(29,516.80)	-	(5,554.32)	-	-	-	-	-	(351,785.32)
KU-134200-TC 5 Fuel Holders, Produ	(137,354.91)	(9,343.80)	-	-	-	-	-	-	-	(146,698.71)
KU-134200-TC 6 Fuel Holders, Produ	(137,172.74)	(9,330.60)	-	-	-	-	-	-	-	(146,503.34)
KU-134200-TC 7 Fuel Holders, Produ	(296,421.80)	(22,081.92)	-	-	-	-	-	-	-	(318,503.72)
KU-134200-TC 8 Fuel Holders, Produ	(295,563.67)	(22,017.96)	-	-	-	-	-	-	-	(317,581.63)
KU-134200-TC 9 Fuel Holders, Produ	(303,412.37)	(22,742.04)	-	-	-	-	-	-	-	(326,154.41)
KU-134200-TRIMBLE CT PIPELINE FUEL	(2,758,820.96)	(199,153.80)	-	-	-	-	-	-	-	(2,957,974.76)
KU-134200-Fuel Holders, Produ	(21,395,992.36)	(2,246,323.13)	9,125.79	(16,316.84)	-	2,400.00	-	-	-	(23,647,106.54)
KU-134201-AROP EWB 9 Turbogenerator	0.00	-	-	-	-	-	-	-	-	0.00
KU-134300-Cane Run 7 Prime Movers	(14,021,378.96)	(9,172,729.88)	498,775.00	-	-	85,448.32	-	(74,525.25)	-	(22,684,410.77)
KU-134300-EWB 10 Prime Movers	(13,040,169.65)	(1,281,151.32)	0.01	-	-	14.08	-	-	-	(14,321,306.88)
KU-134300-EWB 11 Prime Movers	(25,825,106.71)	(2,060,143.33)	164,859.60	-	-	250,322.51	-	-	-	(27,470,067.93)
KU-134300-EWB 5 Prime Movers	(7,226,449.03)	(736,081.30)	-	-	-	-	-	-	-	(7,962,530.33)
KU-134300-EWB 6 Prime Movers	(19,627,923.29)	(2,155,951.28)	2,865,211.45	-	-	18,041.77	-	-	-	(18,900,621.35)
KU-134300-EWB 7 Prime Movers	(18,509,523.78)	(1,700,941.68)	-	-	-	-	-	-	-	(20,210,465.46)
KU-134300-EWB 8 Prime Movers	(19,262,778.20)	(1,550,370.35)	6,016.51	-	-	1,501.43	-	-	-	(20,805,630.61)
KU-134300-EWB 9 Prime Movers	(15,440,845.48)	(1,367,061.48)	135,078.67	-	-	36,275.17	-	-	-	(16,636,553.12)
KU-134300-PR 13 Prime Movers	(8,557,487.70)	(1,089,396.73)	-	-	-	-	-	-	-	(9,646,884.43)
KU-134300-TC 10 Prime Movers	(11,411,834.89)	(1,137,793.65)	-	-	-	-	-	-	-	(12,549,628.54)
KU-134300-TC 5 Prime Movers	(16,611,762.72)	(1,656,140.16)	8,832.92	-	-	-	-	-	-	(18,259,069.96)
KU-134300-TC 6 Prime Movers	(16,777,157.49)	(1,563,585.84)	-	-	-	-	-	-	-	(18,340,743.33)
KU-134300-TC 7 Prime Movers	(11,765,022.43)	(1,213,391.21)	1,011,523.86	-	-	2,799.59	-	-	-	(11,964,090.19)
KU-134300-TC 8 Prime Movers	(11,291,782.02)	(1,156,029.35)	74,527.11	-	-	-	-	-	-	(12,373,284.26)
KU-134300-TC 9 Prime Movers	(11,555,804.71)	(1,133,309.18)	109,062.27	-	-	2,799.59	-	-	-	(12,577,252.03)
KU-134300-Prime Movers	(220,925,027.06)	(28,974,076.74)	4,873,887.40	-	-	397,202.46	-	(74,525.25)	-	(244,702,539.19)
KU-134400-CR 7 Generators	(8,090,448.52)	(1,811,204.39)	-	(23,136.38)	-	-	-	-	-	(9,924,789.29)
KU-134400-EWB 10 Generators	(3,307,117.05)	(146,713.91)	-	-	-	-	-	-	-	(3,453,830.96)
KU-134400-EWB 11 Generators	(3,427,483.61)	(318,009.00)	-	-	-	-	-	-	-	(3,745,492.61)
KU-134400-EWB 5 Generators	(1,655,159.90)	(121,553.67)	82,834.11	-	-	28,493.09	-	-	-	(1,665,386.37)
KU-134400-EWB 6 Generators	(2,418,460.78)	(143,940.13)	412,838.51	-	-	-	-	-	-	(2,149,562.40)
KU-134400-EWB 7 Generators	(2,402,927.36)	(157,228.69)	-	-	-	-	-	-	-	(2,560,156.05)
KU-134400-EWB 8 Generators	(3,936,998.23)	(204,801.48)	-	-	-	-	-	-	-	(4,141,799.71)
KU-134400-EWB 9 Generators	(3,967,959.86)	(154,355.16)	-	-	-	-	-	-	-	(4,122,315.02)
KU-134400-EWB Solar Generators	(1,550,127.62)	(602,465.16)	-	-	-	-	-	-	-	(2,152,592.78)
KU-134400-HA 1,2,&3 Generators	(2,634,419.95)	(144,030.72)	-	-	-	-	-	-	-	(2,778,450.67)
KU-134400-PR 13 Generators	(2,880,786.23)	(237,402.11)	-	-	-	-	-	-	-	(3,118,188.34)
KU-134400-Simp Solar A1 Generators	-	(7,816.69)	-	-	-	-	-	-	-	(7,816.69)
KU-134400-Simp Solar A2 Generators	-	-	-	-	-	-	-	-	-	-
KU-134400-TC 10 Generators	(1,468,629.80)	(123,217.08)	-	(10,439.44)	-	-	-	-	-	(1,602,286.32)
KU-134400-TC 5 Generators	(2,119,200.78)	(154,075.80)	-	-	-	-	-	-	-	(2,273,276.58)
KU-134400-TC 6 Generators	(2,028,450.35)	(150,365.04)	-	-	-	-	-	-	-	(2,178,815.39)
KU-134400-TC 7 Generators	(1,474,047.21)	(115,777.95)	47,787.72	-	-	-	-	-	-	(1,542,037.44)
KU-134400-TC 8 Generators	(1,467,909.01)	(115,310.25)	47,787.72	-	-	-	-	-	-	(1,535,431.54)
KU-134400-TC 9 Generators	(960,790.01)	(130,991.04)	-	-	-	-	-	-	-	(1,091,781.05)
KU-134400-Generators	(45,790,916.27)	(4,839,258.27)	591,248.06	(33,575.82)	-	28,493.09	-	-	-	(50,044,009.21)
KU-134500-CR 7 Accessory Electric	(2,420,987.98)	(728,358.98)	-	79,305.18	-	-	-	-	-	(3,070,041.78)
KU-134500-EWB 10 Accessory Electric	(1,989,267.71)	(122,471.01)	-	-	-	-	-	-	-	(2,111,738.72)
KU-134500-EWB 11 Accessory Electric	(1,721,785.42)	(120,881.17)	-	-	-	-	-	-	-	(1,842,666.59)
KU-134500-EWB 5 Accessory Electric	(1,285,248.99)	(97,722.84)	-	-	-	-	-	-	-	(1,382,971.83)
KU-134500-EWB 6 Accessory Electric	(1,245,233.42)	(94,143.69)	-	-	-	-	-	-	-	(1,339,377.11)
KU-134500-EWB 7 Accessory Electric	(1,217,879.00)	(93,000.32)	-	-	-	-	-	-	-	(1,310,879.32)
KU-134500-EWB 8 Accessory Electric	(2,243,326.66)	(195,533.35)	-	-	-	-	-	-	-	(2,438,860.01)
KU-134500-EWB 9 Accessory Electric	(2,967,459.22)	(171,984.22)	-	-	-	-	-	-	-	(3,139,443.44)
KU-134500-EWB Solar Accessory Elec	(65,275.30)	(19,422.48)	-	-	-	-	-	-	-	(84,697.78)
KU-134500-Simp Solar A2 Access Elec	-	-	-	-	-	-	-	-	-	-
KU-134500-HA 1,2,&3 Accessory Elec	(470,733.64)	(180,883.92)	-	-	-	-	-	-	-	(651,617.56)
KU-134500-PR 13 Accessory Electric	(1,427,394.20)	(100,289.65)	-	-	-	-	-	-	-	(1,527,683.85)
KU-134500-TC 10 Accessory Electric	(3,581,454.04)	(439,490.85)	-	41,066.27	-	-	-	-	-	(3,979,878.62)
KU-134500-TC 5 Accessory Electric	(929,141.99)	(75,098.02)	-	-	-	-	-	-	-	(1,004,240.01)
KU-134500-TC 6 Accessory Electric	(2,212,765.52)	(194,515.08)	-	-	-	-	-	-	-	(2,407,280.60)
KU-134500-TC 7 Accessory Electric	(1,646,194.35)	(152,447.04)	-	-	-	-	-	-	-	(1,798,641.39)
KU-134500-TC 8 Accessory Electric	(1,595,205.44)	(125,931.60)	-	-	-	-	-	-	-	(1,721,137.04)
KU-134500-TC 9 Accessory Electric	(1,627,039.14)	(126,956.16)	-	-	-	-	-	-	-	(1,753,995.30)
KU-134500-Accessory Electric	(28,646,392.02)	(3,039,130.38)	-	120,371.45	-	-	-	-	-	(31,565,150.95)
KU-134501-AROP EWB 10 Acc Elec	-	-	-	-	-	-	-	-	-	-

KU-134501-AROP EWB 11 Acc Elec	-	-	-	-	-	-	-	-	-	-
KU-134501-AROP EWB 5 Acc Elec	-	-	-	-	-	-	-	-	-	-
KU-134501-AROP EWB 6 Acc Elec	-	-	-	-	-	-	-	-	-	-
KU-134501-AROP EWB 7 Acc Elec	-	-	-	-	-	-	-	-	-	-
KU-134501-AROP EWB 8 Acc Elec	-	-	-	-	-	-	-	-	-	-
KU-134501-AROP EWB 9 Acc Elec	-	-	-	-	-	-	-	-	-	-
KU-134501-AROP TC 7 Acc Elec	-	-	-	-	-	-	-	-	-	-
KU-134501-AROP TC 8 Acc Elec	-	-	-	-	-	-	-	-	-	-
KU-134501-AROP Accessory Electric	-	-	-	-	-	-	-	-	-	-
KU-134600-CR 7 Misc. Power Plant E	(235,994.07)	(104,877.33)	10,290.11	-	-	841.08	-	-	-	(329,740.21)
KU-134600-EWB 10 Misc Power Plant	(157,501.18)	(7,736.28)	-	-	-	-	-	-	-	(165,237.46)
KU-134600-EWB 11 Misc Power Plant	(396,182.73)	(29,544.92)	41,975.19	-	-	-	-	-	-	(383,752.46)
KU-134600-EWB 5 Misc Power Plant E	(1,298,047.38)	(84,777.83)	6,084.72	-	-	884.75	-	-	-	(1,375,855.74)
KU-134600-EWB 6 Misc Power Plant E	(42,828.80)	(6,342.32)	-	-	-	-	-	-	-	(49,171.12)
KU-134600-EWB 7 Misc Power Plant E	(34,590.06)	(5,189.28)	-	-	-	-	-	-	-	(39,779.34)
KU-134600-EWB 8 Misc Power Plant E	(226,548.98)	(16,703.76)	-	-	-	-	-	-	-	(243,252.74)
KU-134600-EWB 9 Misc Power Plant E	(539,051.58)	(27,857.40)	-	-	-	-	-	-	-	(566,908.98)
KU-134600-EWB Solar Misc Power Plt	(38,161.87)	(18,053.04)	-	-	-	-	-	-	-	(56,214.91)
KU-134600-Simp Solar A2 Misc Pwr Pl	-	-	-	-	-	-	-	-	-	-
KU-134600-HA 1,2,&3 Misc Power Pla	(66,375.13)	(19,896.84)	-	-	-	-	-	-	-	(86,271.97)
KU-134600-PR 13 Misc Power Plant E	(667,754.47)	(43,113.60)	-	-	-	-	-	-	-	(710,868.07)
KU-134600-TC 10 Misc Power Plant E	(16,992.04)	(1,930.20)	-	-	-	-	-	-	-	(18,922.24)
KU-134600-TC 5 Misc. Power Plant E	(16,347.08)	(1,170.24)	-	-	-	-	-	-	-	(17,517.32)
KU-134600-TC 7 Misc. Power Plant E	(4,695.18)	(345.72)	-	-	-	-	-	-	-	(5,040.90)
KU-134600-TC 8 Misc. Power Plant E	(4,680.21)	(344.76)	-	-	-	-	-	-	-	(5,024.97)
KU-134600-TC 9 Misc. Power Plant E	(4,794.78)	(356.28)	-	-	-	-	-	-	-	(5,151.06)
KU-134600-Misc. Power Plant E	(3,750,545.54)	(368,239.80)	58,350.02	-	-	1,725.83	-	-	-	(4,058,709.49)
KU-134707-ARO Cost Other Prod (Eqp)	(73,527.02)	(20,149.44)	-	-	-	-	-	-	-	(93,676.46)
Total Electric Other Production	(347,332,801.93)	(42,518,784.09)	5,688,226.11	(0.00)	-	440,047.97	-	(74,525.25)	-	(383,797,837.19)

Electric Steam Production

KU-131020-EWB 1 Land	-	-	-	-	-	-	-	-	-	-
KU-131020-EWB 3 Land	-	-	-	-	-	-	-	-	-	-
KU-131020-GH 1 Land	-	-	-	-	-	-	-	-	-	-
KU-131020-GH 4 Land ECR 2009	-	-	-	-	-	-	-	-	-	-
KU-131020-GR 1&2 Land	-	-	-	-	-	-	-	-	-	-
KU-131020-PI 1&2 Land	-	-	-	-	-	-	-	-	-	-
KU-131020-PI 3 Land	-	-	-	-	-	-	-	-	-	-
KU-131020-TY 3 Land	-	-	-	-	-	-	-	-	-	-
KU-131020-Land	-	-	-	-	-	-	-	-	-	-
KU-131100-EWB 1 Structures and Imp	(4,808,029.86)	(1,773.81)	692,226.69	(96,971.00)	-	332.04	-	-	-	(4,214,215.94)
KU-131100-EWB 2 Structures and Imp	(2,052,252.50)	(14,771.35)	15,704.66	(380,346.00)	-	-	-	-	-	(2,431,665.19)
KU-131100-EWB 3 Struc	(15,197,231.95)	(649,247.56)	102,013.00	80,672.00	-	14,675.29	-	-	-	(15,649,119.22)
KU-131100-EWB 3 Struc ECR 2005	-	-	-	-	-	-	-	-	-	-
KU-131100-EWB 3 Struc ECR 2009	(4,743.57)	(1,276.40)	-	-	-	-	-	-	-	(6,019.97)
KU-131100-EWB 3 Struc ECR 2011	(127,032.01)	(142,598.94)	-	-	-	-	-	-	-	(269,630.95)
KU-131100-EWB3 FGD Struc	(14,855,153.64)	(2,112,156.80)	-	396,645.00	-	-	-	-	-	(16,570,665.44)
KU-131100-EWB3 FGD Struc ECR 2005	(0.00)	-	-	-	-	-	-	-	-	(0.00)
KU-131100-GH 1 Struc	(16,374,281.44)	(265,387.45)	(187,983.23)	6,050,627.00	-	6,074.15	-	-	-	(10,770,950.97)
KU-131100-GH 1 Struc ECR 2006	0.00	-	-	-	-	-	-	-	-	0.00
KU-131100-GH 1SC Structures and Im	(7,607,601.63)	(97,365.76)	-	1,163,582.00	-	-	-	-	-	(6,541,385.39)
KU-131100-GH 2 Structures and Impr	(14,271,266.80)	(194,798.15)	37,078.93	4,887,046.00	-	-	-	-	-	(9,541,940.02)
KU-131100-GH 3 Struc	(34,395,153.96)	(815,694.40)	15,880.81	-	-	6,655.04	-	-	-	(35,188,312.51)
KU-131100-GH 3 Struc ECR 2006	-	-	-	-	-	-	-	-	-	-
KU-131100-GH 3 Struc ECR 2011	(470,056.26)	(179,406.68)	-	-	-	-	-	-	-	(649,462.94)
KU-131100-GH 4 Struc	(16,225,926.55)	(1,096,937.49)	13,192.24	-	-	5,310.14	-	-	-	(17,304,361.66)
KU-131100-GH 4 Struc ECR 2005	-	-	-	-	-	-	-	-	-	-
KU-131100-GH 4 Struc ECR 2006	0.00	-	-	-	-	-	-	-	-	0.00
KU-131100-GH 4 Struc ECR 2009	(485,256.40)	(312,927.28)	-	-	-	-	-	-	-	(798,183.68)
KU-131100-GH2 FGD Structures and Impr	(14,274,743.71)	(183,598.98)	193,429.94	1,861,732.00	-	27,088.12	-	-	-	(12,376,092.63)
KU-131100-GH3 FGD Structures and I	-	-	-	-	-	-	-	-	-	-
KU-131100-GH4 FGD Structures and I	-	-	-	-	-	-	-	-	-	-
KU-131100-GR 1-2 Structures and Im	(2,251,522.48)	-	1,276,025.33	(186,673.00)	-	682,595.50	(871.84)	-	-	(480,446.49)
KU-131100-GR 3 Structures and Impr	(3,429,599.57)	-	2,192,386.66	(497,997.00)	-	1,172,792.74	(1,497.94)	-	-	(563,915.11)
KU-131100-GR 4 Structures and Impr	(6,025,966.51)	-	3,305,686.56	(8,803,344.00)	-	9,199,992.52	(2,130.47)	-	-	(2,325,761.90)
KU-131100-PI 1-2 Structures and Imp	-	-	-	-	-	-	-	-	-	-
KU-131100-PI 3 Structures and Impr	(184,657.42)	-	140,383.07	(4,912,005.00)	-	4,914,220.22	-	-	-	(42,059.13)
KU-131100-SL Structures and Improv	(748,725.96)	(15,725.12)	-	-	-	-	-	-	-	(764,451.08)

Garrett/Spinos

KU-131100-TC 2 FGD Struc & Improv	(3,310,588.42)	(74,393.36)	-	-	-	-	-	-	-
KU-131100-TC Training Center	(18.60)	(20,957.40)	-	-	-	-	-	-	(20,976.00)
KU-131100-TC 2 Struc	(29,640,884.29)	(1,802,340.34)	132,974.89	9,308,659.00	-	3,985.59	-	(982.97)	(21,998,588.12)
KU-131100-TC 2 Struc ECR 2006	-	-	-	-	-	-	-	-	-
KU-131100-TC 2 Struc ECR 2009	(50,363.55)	(8,858.96)	-	-	-	-	-	-	(59,222.51)
KU-131100-TY 1&2 Structures and Im	(1,008,780.06)	-	547,124.35	(5,803,732.00)	-	6,181,651.44	-	-	(83,736.27)
KU-131100-TY 3 Structures and Impr	(2,012,837.15)	-	1,306,734.45	(2,211,107.00)	-	2,402,765.08	-	-	(514,444.62)
KU-131100- Structures and Impr	(189,812,674.29)	(7,990,216.23)	9,782,858.35	856,788.00	-	24,618,137.87	(4,500.25)	(982.97)	(162,550,589.52)
KU-131101-AROP EWB 1 Struct & Imp	-	-	-	-	-	-	-	-	-
KU-131101-AROP EWB 3 ECR 2009	-	-	-	-	-	-	-	-	-
KU-131101-AROP EWB 3 Struct & Imp	-	-	-	-	-	-	-	-	-
KU-131101-AROP GH 1 Struct & Imp	-	-	-	-	-	-	-	-	-
KU-131101-AROP GR 1-2 Struct & Imp	-	-	-	-	-	-	-	-	-
KU-131101-AROP GR 4 Struct & Impr	-	-	-	-	-	-	-	-	-
KU-131101-AROP TC2 Struct ECR 2009	-	-	-	-	-	-	-	-	-
KU-131101-AROP TY 3 Struct & Impr	-	-	-	-	-	-	-	-	-
KU-131101-AROP Struct & Impr	-	-	-	-	-	-	-	-	-
KU-131200-EWB 1 Boil	(22,209,442.95)	(249,398.66)	30,709,955.07	(16,623,258.00)	-	1,189.91	-	-	(8,370,954.63)
KU-131200-EWB 1 Boil - Ash Pond	(12,290,258.45)	(114,470.88)	-	-	-	-	-	-	(12,404,729.33)
KU-131200-EWB 1 Boil ECR 2005	-	-	-	-	-	-	-	-	-
KU-131200-EWB 2 Boil	(22,402,488.75)	(315,590.24)	40,693,333.08	(19,584,360.00)	-	24,174.45	-	-	(1,584,931.46)
KU-131200-EWB 2 Boil ECR 2005	-	-	-	-	-	-	-	-	-
KU-131200-EWB 2 Boil ECR 2006	-	-	-	-	-	-	-	-	-
KU-131200-EWB 3 Boil	(71,567,161.20)	(5,772,672.72)	362,838.36	6,128,071.00	-	238,627.51	-	-	(70,610,297.05)
KU-131200-EWB 3 Boil Ash Pond	(5,142,557.67)	(542,576.96)	-	-	-	-	-	-	(5,685,134.63)
KU-131200-EWB 3 Boil ECR 2005	-	-	-	-	-	-	-	-	-
KU-131200-EWB 3 Boil ECR 2006	-	-	-	-	-	-	-	-	-
KU-131200-EWB 3 Boil ECR 2009	(14,802,073.83)	(5,167,186.09)	1,259,040.97	-	-	1,151.74	-	-	(18,709,067.21)
KU-131200-EWB 3 Boil ECR 2011	(12,203,505.49)	(8,381,153.82)	-	-	-	-	-	-	(20,584,659.31)
KU-131200-EWB3 FGD Boil	(120,821,273.30)	(16,383,167.13)	266,625.86	29,222,759.00	-	69,649.27	-	-	(107,645,406.30)
KU-131200-EWB3 FGD Boil ECR 2005	-	-	-	-	-	-	-	-	-
KU-131200-GH 1 Boil	(93,928,881.24)	(8,255,113.38)	2,031,651.83	-	-	670,439.12	-	-	(99,481,903.67)
KU-131200-GH 1 Boil - Ash Pond	(2,073,761.03)	(1,120.32)	-	-	-	-	-	-	(2,074,881.35)
KU-131200-GH 1 Boil ECR 2005	-	-	-	-	-	-	-	-	-
KU-131200-GH 1 Boil ECR 2006	-	-	-	-	-	-	-	-	-
KU-131200-GH 1 Boil ECR 2011	(16,039,845.62)	(6,914,277.00)	-	-	-	-	-	-	(22,954,122.62)
KU-131200-GH 1 SC Boil - Ash Pond	(39,208.92)	(10.56)	-	-	-	-	-	-	(39,219.48)
KU-131200-GH 1SC Boil	(62,894,957.49)	(5,823,758.81)	264,720.40	-	-	155,442.37	-	-	(68,298,553.53)
KU-131200-GH 1SC Boil ECR 2005	-	-	-	-	-	-	-	-	-
KU-131200-GH 1SC Boil ECR 2016	(43,792.02)	(46,578.12)	-	-	-	-	-	-	(90,370.14)
KU-131200-GH 2 Boil	(67,130,494.70)	(5,335,415.61)	252,130.10	-	-	157,278.53	-	-	(72,056,501.68)
KU-131200-GH 2 Boil ECR 2005	-	-	-	-	-	-	-	-	-
KU-131200-GH 2 Boil ECR 2011	(7,089,846.04)	(5,665,371.38)	-	-	-	-	-	-	(12,755,217.42)
KU-131200-GH 2 SC Boil - Ash Pond	(1,901,133.18)	-	-	-	-	-	-	-	(1,901,133.18)
KU-131200-GH 2SC Boil	(63,725,474.55)	(1,061,853.68)	43,881.74	-	-	2,643.72	-	-	(64,740,802.77)
KU-131200-GH 2SC Boil ECR 2005	-	-	-	-	-	-	-	-	-
KU-131200-GH 2SC Boil ECR 2016	(148,812.31)	(70,648.52)	-	-	-	-	-	-	(219,460.83)
KU-131200-GH 3 Boil	(172,625,574.47)	(8,432,952.02)	8,049,443.07	-	-	512,574.43	(35,104.43)	-	(172,531,613.42)
KU-131200-GH 3 Boil ECR 2006	-	-	-	-	-	-	-	-	-
KU-131200-GH 3 Boil ECR 2011	(15,802,671.60)	(5,350,018.68)	-	-	-	-	-	-	(21,152,690.28)
KU-131200-GH 4 Boil	(136,668,016.59)	(11,450,923.16)	2,382,345.71	-	-	410,371.98	-	-	(145,326,222.06)
KU-131200-GH 4 Boil - Ash Pond	(14,310,027.17)	(584,108.96)	-	-	-	-	-	-	(14,894,136.13)
KU-131200-GH 4 Boil ECR 2005	-	-	-	-	-	-	-	-	-
KU-131200-GH 4 Boil ECR 2006	-	-	-	-	-	-	-	-	-
KU-131200-GH 4 Boil ECR 2009	(32,236,786.20)	(11,711,287.44)	7,901,970.68	-	-	198,947.90	-	-	(35,847,155.06)
KU-131200-GH 4 Boil ECR 2011	(14,448,027.63)	(5,711,963.97)	181,453.78	-	-	-	-	-	(19,978,537.82)
KU-131200-GH 4RC Boiler Plant Equi	(0.04)	-	-	0.04	-	-	-	-	(0.00)
KU-131200-GH3 FGD Boil	(41,655,924.77)	(4,718,088.52)	509,822.43	-	-	18,715.47	-	-	(45,845,475.39)
KU-131200-GH3 FGD Boil ECR 2005	-	-	-	-	-	-	-	-	-
KU-131200-GH3 FGD Boil ECR 2016	(25,960.65)	(36,724.44)	-	-	-	-	-	-	(62,685.09)
KU-131200-GH4 FGD Boil	(105,041,907.20)	(9,466,597.25)	654,322.55	-	-	8,161.06	-	-	(113,846,020.84)
KU-131200-GH4 FGD Boil ECR 2005	-	-	-	-	-	-	-	-	-
KU-131200-GH4 FGD Boil ECR 2016	(24,010.82)	(30,274.52)	-	-	-	-	-	-	(54,285.34)
KU-131200-GR 1-2 Boiler Plant Equi	-	-	-	-	-	-	-	-	-
KU-131200-GR 3 Boil	0.00	-	-	-	-	-	-	-	0.00
KU-131200-GR 3 Boil - Ash Pond	(831,695.45)	-	-	(1,000,146.00)	-	-	-	-	(1,831,841.45)
KU-131200-GR 3 Boil ECR 2006	-	-	-	-	-	-	-	-	-
KU-131200-GR 4 Boil	0.00	-	-	-	-	-	-	-	0.00

Garrett/Spanos

KU-131200-GR 4 Boil ECR 2006	-	-	-	-	-	-	-	-	-
KU-131200-PI 1-2 Boiler Plant Equip	-	-	-	-	-	-	-	-	-
KU-131200-PI 3 Boil - Ash Pond	(91,117.28)	-	-	(149.00)	-	-	-	-	(91,266.28)
KU-131200-PI 3 Boiler Plant Equipm	(0.00)	-	-	-	-	-	-	-	(0.00)
KU-131200-TC 2 Boil	(120,886,615.82)	(12,057,027.51)	7,682,905.68	655,152.00	-	1,023,295.50	(23,753.25)	(246,578.19)	(123,852,621.59)
KU-131200-TC 2 Boil - Ash Pond	(4,397,889.01)	(27,437.84)	-	-	-	-	-	-	(4,425,326.85)
KU-131200-TC 2 Boil ECR 2006	3.00	-	-	-	-	-	-	-	3.00
KU-131200-TC 2 Boil ECR 2009	(2,040,086.89)	(1,297,613.26)	-	-	-	-	-	-	(3,337,700.15)
KU-131200-TC 2 Boil ECR 2009-Ash Po	(585,285.27)	(28,278.72)	-	-	-	-	-	-	(613,563.99)
KU-131200-TC 2 Boil ECR 2016	(15,814.67)	(191,161.67)	-	-	-	-	-	-	(206,976.34)
KU-131200-TC 2 FGD Boil	(23,176,215.15)	(1,499,383.21)	352,388.91	-	-	14,677.28	(12,120.00)	(589.02)	(24,321,241.19)
KU-131200-TC 2 FGD Boil ECR 2006	(3.00)	-	-	-	-	-	-	-	(3.00)
KU-131200-TY 1&2 Boiler Plant Equi	(0.00)	-	-	-	-	-	-	-	(0.00)
KU-131200-TY 3 Boil	(0.00)	-	-	-	-	-	-	-	(0.00)
KU-131200-TY 3 Boil - Ash Pond	(920,599.32)	-	-	345,143.00	-	-	-	-	(575,456.32)
KU-131200-TY 3 Boil ECR 2006	-	-	-	-	-	-	-	-	-
KU-131200-Boiler Plant Equipm	(1,282,239,194.74)	(142,694,205.05)	103,598,830.22	(856,787.96)	-	3,507,340.24	(70,977.68)	(247,167.21)	(1,319,002,162.18)
KU-131201-AROP EWB 1 Boiler Plt Eqp	-	-	-	-	-	-	-	-	-
KU-131201-AROP EWB 3 Boiler Plt Eqp	-	-	-	-	-	-	-	-	-
KU-131201-AROP GH 1 Boiler Plt Equip	-	-	-	-	-	-	-	-	-
KU-131201-AROP GH 1SC Boiler Plt Eq	-	-	-	-	-	-	-	-	-
KU-131201-AROP GH 2 Boiler Plt Equip	-	-	-	-	-	-	-	-	-
KU-131201-AROP GH 4 Boiler Plt Equip	-	-	-	-	-	-	-	-	-
KU-131201-AROP GR 1-2 Boiler Plt Eq	-	-	-	-	-	-	-	-	-
KU-131201-AROP GR 4 Boiler Plt Equip	-	-	-	-	-	-	-	-	-
KU-131201-AROP TY 1-2 Boiler Plt Eq	-	-	-	-	-	-	-	-	-
KU-131201-AROP TY 3 Boiler Plt Equip	-	-	-	-	-	-	-	-	-
KU-131201-AROP Boiler Plt Equip	-	-	-	-	-	-	-	-	-
KU-131400-EWB 1 Turbogenerator Uni	(4,250,882.13)	(43,724.87)	11,130,788.96	(7,101,320.00)	-	-	-	-	(265,138.04)
KU-131400-EWB 2 Turbogenerator Uni	(9,693,795.02)	(35,648.82)	13,468,304.38	(4,156,270.00)	-	-	-	-	(417,409.46)
KU-131400-EWB 3 Turbogenerator Uni	(20,660,957.05)	(1,918,500.39)	14,859.50	11,254,498.99	-	188,242.52	-	-	(11,121,856.43)
KU-131400-GH 1 Turbogenerator Unit	(23,180,302.41)	(1,291,911.00)	380,094.38	-	-	1,018.31	-	-	(24,091,100.72)
KU-131400-GH 2 Turbogenerator Unit	(22,788,727.31)	(822,121.75)	315,122.53	-	-	174,874.60	-	-	(23,120,851.93)
KU-131400-GH 3 Turbogenerator Unit	(31,543,144.98)	(1,075,677.51)	8,288,487.06	-	-	564,964.00	-	-	(23,765,371.43)
KU-131400-GH 4 Turbogenerator Unit	(35,557,105.32)	(1,506,414.34)	89,355.68	3,091.01	-	21,577.13	-	-	(36,949,495.84)
KU-131400-GR 1&2 Turbogenerator Un	-	-	-	-	-	-	-	-	-
KU-131400-GR 3 Turbogenerator Unit	0.00	-	-	-	-	-	-	-	0.00
KU-131400-GR 4 Turbogenerator Unit	(0.00)	-	-	-	-	-	-	-	(0.00)
KU-131400-PI 1-2 Turbogenerator Uni	-	-	-	-	-	-	-	-	-
KU-131400-PI 3 Turbogenerator Unit	-	-	-	-	-	-	-	-	-
KU-131400-TC 2 Turbogenerator Unit	(22,939,092.58)	(2,049,875.81)	1,460,107.21	-	-	223,576.10	-	97.72	(23,305,187.36)
KU-131400-TY 1&2 Turbogenerator Un	0.00	-	-	-	-	-	-	-	0.00
KU-131400-TY 3 Turbogenerator Unit	0.00	-	-	-	-	-	-	-	0.00
KU-131400-Turbogenerator Unit	(170,614,006.80)	(8,743,874.49)	35,147,119.70	0.00	-	1,174,252.66	-	97.72	(143,036,411.21)
KU-131401-AROP TY 3 Turbogenerator	-	-	-	-	-	-	-	-	-
KU-131500-EWB 1 Accessory Electric	(3,359,830.79)	(41,084.05)	1,282,162.65	(1,102,561.00)	-	-	-	-	(3,221,313.19)
KU-131500-EWB 2 Acc	(1,550,885.07)	(16,740.77)	1,842,847.69	(883,219.00)	-	-	-	-	(607,997.15)
KU-131500-EWB 2 Acc ECR 2005	-	-	-	-	-	-	-	-	-
KU-131500-EWB 3 Acc	(7,070,329.96)	(278,812.62)	9,385.23	567,678.00	-	1,022.52	-	-	(6,771,056.83)
KU-131500-EWB 3 Acc ECR 2005	-	-	-	-	-	-	-	-	-
KU-131500-EWB 3 FGD Acc	(126,547.22)	(190,387.48)	-	-	-	-	-	-	(316,934.70)
KU-131500-EWB3 FGD Acc ECR 2005	(9,714,691.75)	(1,396,821.60)	-	1,418,102.00	-	-	-	-	(9,693,411.35)
KU-131500-GH 1 Access ECR 2011	(52,542.85)	(42,705.40)	-	-	-	-	-	-	(95,248.25)
KU-131500-GH 1 Accessory Electric	(8,559,657.79)	(186,670.49)	135,125.03	-	-	75,617.36	(2,000.00)	-	(8,537,585.89)
KU-131500-GH 1SC Acc	(6,260,506.36)	(465,303.36)	-	-	-	-	-	-	(6,725,809.72)
KU-131500-GH 1SC Acc ECR 2005	-	-	-	-	-	-	-	-	-
KU-131500-GH 2 Acc ECR 2011	(16,145.67)	(37,616.08)	-	-	-	-	-	-	(53,761.75)
KU-131500-GH 2 Accessory Electric	(11,629,675.52)	(225,836.95)	60,396.64	-	-	21,584.01	-	-	(11,773,531.82)
KU-131500-GH 2 SC Acc	(313,698.51)	(46,418.52)	-	-	-	-	-	-	(360,117.03)
KU-131500-GH 2 SC Acc ECR 2005	-	-	-	-	-	-	-	-	-
KU-131500-GH 3 Acc ECR 2011	(149,975.09)	(39,448.48)	-	-	-	-	-	-	(189,423.57)
KU-131500-GH 3 Accessory Electric	(25,623,691.82)	(508,475.19)	19,505.17	-	-	13,617.79	-	-	(26,099,044.05)
KU-131500-GH 4 Acc ECR 2009	(387,393.74)	(667,685.86)	-	-	-	-	-	-	(1,055,079.60)
KU-131500-GH 4 Acc ECR 2011	(174,573.79)	(71,187.68)	-	-	-	-	-	-	(245,761.47)
KU-131500-GH 4 Accessory Electric	(19,108,646.17)	(857,745.96)	-	-	-	-	-	-	(19,966,392.13)
KU-131500-GH3 FGD Acc	(4,903,936.77)	(450,772.16)	-	-	-	-	-	-	(5,354,708.93)
KU-131500-GH3 FGD Acc ECR 2005	-	-	-	-	-	-	-	-	-

KU-131500-GH4 FGD Acc	(4,093,844.14)	(623,594.40)	-	-	-	-	-	-	-
KU-131500-GH4 FGD Acc ECR 2005	-	-	-	-	-	-	-	-	-
KU-131500-GR 1&2 Accessory Electri	-	-	-	-	-	-	-	-	-
KU-131500-GR 3 Accessory Electric	0.00	-	-	-	-	-	-	-	0.00
KU-131500-GR 4 Accessory Electric	(0.00)	-	-	-	-	-	-	-	(0.00)
KU-131500-PI 1-2 Accessory Electric	-	-	-	-	-	-	-	-	-
KU-131500-PI 3 Accessory Electric	-	-	-	-	-	-	-	-	-
KU-131500-TG 2 Acc	(10,800,357.89)	(932,514.75)	617,028.07	-	-	-	-	-	(11,115,844.57)
KU-131500-TG 2 Acc ECR 2006	-	-	-	-	-	-	-	-	-
KU-131500-TG 2 Acc ECR 2009	(98,289.00)	(25,963.04)	-	-	-	-	-	-	(124,252.04)
KU-131500-TG 2 FGD Accessory Equip	(817,474.50)	(21,232.04)	-	-	-	-	-	-	(838,706.54)
KU-131500-TY 1&2 Accessory Electri	(0.00)	-	-	-	-	-	-	-	(0.00)
KU-131500-TY 3 Accessory Electric	0.00	-	-	-	-	-	-	-	0.00
KU-131500-Accessory Electric	(114,812,694.40)	(7,127,016.88)	3,966,450.48	-	111,841.68	(2,000.00)	-	-	(117,863,419.12)
KU-131501-AROP EWB1 Accessory Electric	-	-	-	-	-	-	-	-	-
KU-131501-AROP EWB2 Accessory Electric	-	-	-	-	-	-	-	-	-
KU-131501-AROP EWB3 Accessory Electric	-	-	-	-	-	-	-	-	-
KU-131501-AROP GH1 Accessory Electric	-	-	-	-	-	-	-	-	-
KU-131501-AROP GH2 Accessory Electric	-	-	-	-	-	-	-	-	-
KU-131501-AROP GH3 Accessory Electric	-	-	-	-	-	-	-	-	-
KU-131501-AROP GH4 Accessory Electric	-	-	-	-	-	-	-	-	-
KU-131501-AROP GR4 Accessory Electric	-	-	-	-	-	-	-	-	-
KU-131501-AROP TY3 Accessory Electric	-	-	-	-	-	-	-	-	-
KU-131501-AROP Accessory Electric	-	-	-	-	-	-	-	-	-
KU-131600-EWB 1 Misc Power Plant E	(306,695.12)	(1,719.89)	329,753.52	(94,013.00)	-	-	-	-	(72,674.49)
KU-131600-EWB 2 Misc Power Plant E	(107,257.03)	(44.29)	66,176.06	(28,369.00)	-	-	-	-	(69,494.26)
KU-131600-EWB 3 Misc Power Plant E	(3,479,074.08)	(208,527.94)	58,754.85	122,382.00	16,420.72	-	-	-	(3,490,044.45)
KU-131600-GH 1 Misc Power Plant Eq	(1,597,340.64)	(16,907.88)	-	-	-	-	-	-	(1,614,248.52)
KU-131600-GH 1SC Misc Power Plant	(913,047.77)	(9,844.52)	-	-	-	-	-	-	(922,892.29)
KU-131600-GH 2 Misc Power Plant Eq	(1,463,868.60)	(12,580.52)	10,358.52	-	-	-	-	-	(1,466,090.60)
KU-131600-GH 3 Misc Power Plant Eq	(2,704,902.05)	(58,610.49)	14,076.45	-	-	-	-	-	(2,749,436.09)
KU-131600-GH 3 Misc PwrPlt ECR 2011	(34,406.49)	(10,306.64)	-	-	-	-	-	-	(44,713.13)
KU-131600-GH 4 Misc Power Plant Eq	(4,104,096.23)	(394,017.14)	25,900.55	-	-	-	-	-	(4,472,212.82)
KU-131600-GR 1&2 Misc Power Plant	(0.00)	-	-	-	-	-	-	-	(0.00)
KU-131600-GR 3 Misc Power Plant Eq	(0.00)	-	-	-	-	-	-	-	(0.00)
KU-131600-GR 4 Misc Power Plant Eq	0.00	-	-	-	-	-	-	-	0.00
KU-131600-PI 1-2 Misc Power Plant E	-	-	-	-	-	-	-	-	-
KU-131600-PI 3 Misc Power Plant Eq	-	-	-	-	-	-	-	-	-
KU-131600-SL Misc Power Plant Equi	(1,033,031.86)	(126,223.74)	5,510.35	-	-	-	-	-	(1,153,745.25)
KU-131600-TG 2 Misc Power Plant	(941,149.72)	(175,158.60)	135,187.61	-	1,895.17	-	(467.25)	-	(979,692.79)
KU-131600-TY 1&2 Misc Power Plant	0.00	-	-	-	-	-	-	-	0.00
KU-131600-TY 3 Misc Power Plant Eq	0.00	-	-	-	-	-	-	-	0.00
KU-131600-Misc Power Plant Eq	(16,684,869.59)	(1,013,941.65)	645,717.91	-	18,315.89	-	(467.25)	-	(17,035,244.69)
KU-131707-ARO Cost Steam (Eqp)	(12,256,946.51)	(5,133,813.82)	13,307,183.55	-	-	-	-	-	(4,083,576.78)
KU-131708-ARO Cost Steam (CCR)	(120,411,393.27)	(17,906,637.81)	37,232.91	-	-	-	-	-	(138,280,798.17)
Total Electric Steam Production	(1,906,831,779.60)	(190,609,705.93)	166,485,393.12	0.04	-	29,429,888.34	(77,477.93)	(248,519.71)	(1,901,852,201.67)
Electric Transmission									
KU-135010- Land Rights	(17,849,495.70)	(254,147.52)	-	-	-	-	-	-	(18,103,643.22)
KU-135010-Licensed Project Land Ri	-	-	-	-	-	-	-	-	-
KU-135020-Land	-	-	-	-	-	-	-	-	-
KU-135210- Licensed Project Str & I	-	-	-	-	-	-	-	-	-
KU-135210- Struct & Improve-Non Sys	(6,682,759.44)	(527,356.40)	17,012.48	-	9,471.09	-	-	-	(7,183,632.27)
KU-135210-KY Struc NonSys Dix Ctrl	(879,820.68)	(20,741.76)	-	-	-	-	-	-	(900,562.44)
KU-135220-Struct & Improve-System	(38,284.60)	(67.67)	82,985.22	-	-	-	-	-	44,632.95
KU-135310- Licensed Project Sta Eq-	-	-	-	-	-	-	-	-	-
KU-135310- Station Equipment-Non Sy	(73,594,626.02)	(6,522,286.67)	3,022,390.39	-	421,722.41	(302,246.15)	-	-	(76,975,046.04)
KU-135311-AROP Station Equip Non S	(0.00)	-	-	-	-	-	-	-	(0.00)
KU-135320-Station Equipment-System	(5,726,208.02)	-	596,313.50	-	-	-	-	-	(5,129,894.52)
KU-135400- Towers Fix	(52,470,303.57)	(1,318,024.56)	33,393.76	-	142,442.12	-	-	-	(53,612,492.25)
KU-135400- Towers Fix ECR 2005	(0.00)	-	-	-	-	-	-	-	(0.00)
KU-135400- Towers and Fixtures	(52,470,303.57)	(1,318,024.56)	33,393.76	-	142,442.12	-	-	-	(53,612,492.25)
KU-135500- Licensed Project Poles a	-	-	-	-	-	-	-	-	-
KU-135500- Poles	(76,944,241.93)	(11,370,613.26)	1,233,860.43	-	4,020,962.52	(79,090.50)	(97,244.40)	-	(83,236,367.14)
KU-135500- Poles ECR 2005	-	-	-	-	-	-	-	-	-
KU-135500- Poles and Fixtures	(76,944,241.93)	(11,370,613.26)	1,233,860.43	-	4,020,962.52	(79,090.50)	(97,244.40)	-	(83,236,367.14)
KU-135600- Licensed Project Ohd Con	-	-	-	-	-	-	-	-	-
KU-135600- OH Cond	(114,814,597.46)	(5,262,193.77)	307,759.31	-	512,964.23	(7,051.57)	(1,189.59)	-	(119,264,308.85)

KU-135600- OH Cond ECR 2005	-	-	-	-	-	-	-	-	-	-
KU-135600- Overhead Conductors and	(114,814,597.46)	(5,262,193.77)	307,759.31	-	-	512,964.23	(7,051.57)	(1,189.59)	(119,264,308.85)	-
KU-135700- Underground Conduit	(256,369.31)	(7,790.96)	-	-	-	-	-	-	(264,160.27)	-
KU-135800- Underground Conductors a	(958,378.53)	(9,910.78)	-	-	-	-	-	-	(968,289.31)	-
KU-135915-ARO Cost Transm (L/B)	(7,015.91)	(875.42)	-	-	-	-	-	-	(7,891.33)	-
KU-135917-ARO Cost Transm (Eqp)	(83,813.98)	(14,837.82)	-	-	-	-	-	-	(98,651.80)	-
Total Electric Transmission	(350,305,915.15)	(25,308,846.59)	5,293,715.09	-	-	5,107,562.37	(388,388.22)	(98,433.99)	(365,700,306.49)	-
Total Electric Depreciation Reserves	<u>(3,389,293,691.13)</u>	<u>(313,596,511.37)</u>	<u>203,370,095.29</u>	<u>0.00</u>	<u>-</u>	<u>42,040,235.53</u>	<u>(1,019,142.41)</u>	<u>(1,116,484.56)</u>	<u>(3,459,615,498.65)</u>	<u>-</u>
Electric Intangible Plant										
KU-130100-Organization	-	-	-	-	-	-	-	-	-	-
KU-130200-Franchises and Consents	(84,836.27)	(2,029.80)	-	-	-	-	-	-	(86,866.07)	-
KU-130200-Licensed Project Franchi	13,461.00	-	-	-	-	-	-	-	13,461.00	-
KU-130300-Misc Intangible Plant	(28,631,282.76)	(14,213,064.88)	11,873,767.13	-	-	-	-	-	(30,970,580.51)	-
KU-130310-CCS Software	(41,255,122.48)	(2,968,485.08)	37,077,853.47	-	-	-	-	-	(7,145,754.09)	-
Total Electric Intangible Plant	(69,957,780.51)	(17,183,579.76)	48,951,620.60	-	-	-	-	-	(38,189,739.67)	-
Total Electric Amortization Reserves	<u>(69,957,780.51)</u>	<u>(17,183,579.76)</u>	<u>48,951,620.60</u>	<u>-</u>	<u>-</u>	<u>-</u>	<u>-</u>	<u>-</u>	<u>(38,189,739.67)</u>	<u>-</u>

Attachment to Response to DOD-FEA-1 Question No. 14

Louisville Gas & Electric Company
Salvage & Cost of Removal Study 1972 - 2019

Page 1060 of 2358

Garrett/Spanos

Acct	Year	Ret	Salvage	CP Salvage	Removal	CP Removal	Net Salvage
131100	1972	5,380.00			162.00		(162.00)
131200	1972	-	-		-		-
131400	1972	-	-		-		-
131500	1972	33,729.00			502.00		(502.00)
131600	1972	985.00			62.00		(62.00)
133500	1972	-			-		-
135210	1972	-			-		-
135310	1972	9,504.00			33.00		(33.00)
135400	1972	-	-		-		-
135500	1972	27,938.00	8,910.00		19,333.00		(10,423.00)
135600	1972	41,755.00	17,286.00		24,889.00		(7,603.00)
136100	1972	-			-		-
136200	1972	147,024.00	4,101.00		11,521.00		(7,420.00)
136200	1972	47,705.00	9,877.00		1,215.00		8,662.00
136400	1972	86,876.00	30,984.00		98,888.00		(67,904.00)
136500	1972	301,704.00	216,588.00	(41.00)	147,110.00		69,437.00
136600	1972	5,189.00	643.00		852.00		(209.00)
136700	1972	180,805.00	250,906.00	193,713.00	22,921.00		421,698.00
136800	1972	169,152.00	10,736.00		8.00		10,728.00
136910	1972	5,982.00	2,027.00		1,978.00		49.00
136920	1972	81,834.00	15,377.00		63,630.00		(48,253.00)
137000	1972	67,710.00	1,576.00		493.00		1,083.00
137310	1972	239,445.00	92,542.00		43,714.00		48,828.00
137320	1972	81,204.00	4,522.00	(5,985.00)	10,997.00		(12,460.00)
137340	1972	7,233.00					-
137340	1972	138.00					-
139400	1972	-					-
139500	1972	603.00	27.00				27.00
139620	1972	-					-
235140	1972	-					-
235240	1972	9,586.00	696.00		3,603.00		(2,907.00)
235250	1972	8,001.00	492.00		2,792.00		(2,300.00)
235300	1972	12,171.00	200.00		788.00		(588.00)
235400	1972	7,409.00	5,077.00				5,077.00
235600	1972	4,152.00					-
235700	1972	-					-
236200	1972	199,806.00			13,914.00		(13,914.00)
236700	1972	70,393.00	63,712.00	63,712.00	541.00		126,883.00
237520	1972	245.00			239.00		(239.00)
237600	1972	223,283.00	39,933.00		25,044.00		14,889.00
237800	1972	36,875.00	4,126.00		5,561.00		(1,435.00)
237900	1972	19,060.00	1,961.00		1,627.00		334.00
238000	1972	115,449.00	172.00		99,696.00		(99,524.00)
238100	1972	100,261.00	1,027.00				1,027.00
238200	1972	5,930.00	61.00				61.00
238300	1972	9,773.00	100.00				100.00
238400	1972	3,116.00	32.00				32.00
239400	1972	123.00	-				-
239400	1972	-					-
239500	1972	81.00					-
239620	1972	-					-
339010	1972	6,893.00	262.00		383.00		(121.00)
339010	1972	1,976.00	768.00		149.00		619.00
339100	1972	6,276.00	700.00				700.00
339220	1972	881.00	19.00				19.00
339300	1972	-					-
339400	1972	131.00					-
339400	1972	746.00					-
339500	1972	58.00	3.00				3.00
339620	1972	1,035.00					-
339700	1972	72.00	5.00				5.00
131100	1973	9,301.00	775.00				775.00
131200	1973	62,803.00	648.00		4,171.00		(3,523.00)
131400	1973	-	-		-		-
131500	1973	7,724.00	1,966.00				1,966.00
131600	1973	-	-		-		-
133500	1973	737.00	228.00				228.00
133500	1973	148.00					-
135210	1973	-					-
135310	1973	27,523.00	640.00		3,513.00		(2,873.00)
135400	1973	-	-		-		-
135500	1973	6,443.00	19,360.00	17,142.00	2,763.00		33,739.00
135600	1973	23,069.00	20,287.00	9,737.00	5,031.00		24,993.00
136100	1973	-					-
136200	1973	27,105.00	2,927.00		4,463.00		(1,536.00)
136200	1973	15,409.00	6,769.00		1,160.00		5,609.00
136400	1973	112,681.00	60,234.00	25,292.00	117,281.00		(31,755.00)
136500	1973	307,960.00	271,933.00	116,419.00	148,980.00		239,372.00

Attachment to Response to DOD-FEA-1 Question No. 14

Louisville Gas & Electric Company
Salvage & Cost of Removal Study 1972 - 2019

Page 1061 of 2358

Garrett/Spanos

Acct	Year	Ret	Salvage	CP Salvage	Removal	CP Removal	Net Salvage
136600	1973	22,232.00	3,132.00	92.00	1,779.00		1,445.00
136700	1973	62,213.00	30,756.00	868.00	14,490.00		17,134.00
136800	1973	240,023.00	29,161.00	11,454.00			40,615.00
136910	1973	6,858.00	2,864.00	476.00	5,102.00		(1,762.00)
136920	1973	157,853.00	31,555.00	8,881.00	72,086.00		(31,650.00)
137000	1973	87,218.00	1,467.00	944.00	944.00		1,467.00
137310	1973	257,796.00	133,841.00	56,511.00	50,716.00		139,636.00
137320	1973	180,857.00	18,101.00		19,438.00		(1,337.00)
137340	1973	4,595.00					-
137340	1973	251.00					-
139400	1973	329.00					-
139500	1973	343.00					-
139620	1973	-					-
235140	1973	-					-
235240	1973	7,754.00	125.00		3,416.00		(3,291.00)
235250	1973	5,665.00	162.00		2,689.00		(2,527.00)
235300	1973	16,756.00	311.00		1,268.00		(957.00)
235400	1973	-					-
235600	1973	-					-
235700	1973	-					-
236700	1973	5,796.00	62,600.00	62,600.00			125,200.00
237520	1973	558.00			84.00		(84.00)
237600	1973	162,350.00	37,521.00	37,521.00	21,895.00		53,147.00
237800	1973	8,012.00	1,020.00		1,669.00		(649.00)
237900	1973	2,561.00	716.00		161.00		555.00
238000	1973	95,115.00	529.00	529.00	97,882.00		(96,824.00)
238100	1973	33,454.00	14,959.00				14,959.00
238200	1973	2,304.00	1,029.00				1,029.00
238300	1973	6,113.00	2,732.00				2,732.00
238400	1973	2,342.00	1,045.00				1,045.00
239400	1973	624.00					-
239500	1973	-					-
239620	1973	-					-
339010	1973	-					-
339010	1973	12,713.00	451.00		4,707.00		(4,256.00)
339020	1973	200.00					-
339060	1973	433.00			37.00		(37.00)
339100	1973	16,447.00	1,008.00	113.00			1,121.00
339220	1973	-					-
339300	1973	347.00					-
339400	1973	424.00					-
339400	1973	2,134.00					-
339620	1973	6,725.00					-
339700	1973	13,492.00	5,912.00	4,795.00	831.00		9,876.00
131100	1974	166,455.00	526.00	26.00	30,008.00		(29,456.00)
131200	1974	7,673.00	12.00		6,835.00		(6,823.00)
131400	1974	5,300.00			3,167.00		(3,167.00)
131500	1974	10,311.00			417.00		(417.00)
131600	1974	2,625.00	1,400.00	1,400.00			2,800.00
133100	1974	15,000.00			1,633.00		(1,633.00)
133500	1974	-					-
133500	1974	140.00					-
134400	1974	250.00			16.00		(16.00)
135010	1974	1,500.00	1,500.00	1,500.00			3,000.00
135210	1974	-					-
135310	1974	36,315.00	14,148.00	129.00	1,159.00		13,118.00
135400	1974	80,109.00	2,353.00		2,748.00		(395.00)
135500	1974	36,081.00	10,856.00	396.00	13,883.00		(2,631.00)
135600	1974	74,884.00	15,016.00	176.00	34,409.00		(19,217.00)
136100	1974	-					-
136200	1974	69,877.00	690.00		3,518.00		(2,828.00)
136200	1974	43,127.00	24,089.00		2,245.00		21,844.00
136400	1974	93,401.00	100,139.00	13,984.00	115,319.00		(1,196.00)
136500	1974	274,179.00	197,794.00	28,821.00	154,786.00		71,829.00
136600	1974	29,511.00	11,339.00	(64.00)	4,274.00		7,001.00
136700	1974	130,232.00	110,253.00	3,335.00	48,850.00		64,738.00
136800	1974	149,627.00	145,894.00	32,842.00	104.00		178,632.00
136910	1974	23,595.00	16,059.00	(1,523.00)	8,751.00		5,785.00
136920	1974	27,641.00	36,646.00	813.00	82,033.00		(44,574.00)
137000	1974	82,009.00	3,560.00	898.00	1,356.00		3,102.00
137310	1974	162,870.00	120,229.00	16,090.00	33,403.00		102,916.00
137320	1974	40,708.00	6,922.00	58.00	11,365.00		(4,385.00)
137340	1974	3,570.00					-
137340	1974	134.00					-
139400	1974	1,950.00	150.00				150.00
139500	1974	439.00					-
139620	1974	33.00					-
235120	1974	13,657.00			4,225.00		(4,225.00)

Attachment to Response to DOD-FEA-1 Question No. 14

Louisville Gas & Electric Company
Salvage & Cost of Removal Study 1972 - 2019

Page 1062 of 2358

Garrett/Spanos

Acct	Year	Ret	Salvage	CP Salvage	Removal	CP Removal	Net Salvage
235140	1974	4,885.00			958.00		(958.00)
235240	1974	-			-		-
235250	1974	-			-		-
235300	1974	7,253.00	1,132.00		277.00		855.00
235400	1974	2,533.00					-
235500	1974	10,031.00			312.00		(312.00)
235600	1974	20,827.00	5,201.00		5,454.00		(253.00)
235700	1974	128.00			45.00		(45.00)
236700	1974	6,099.00	5,270.00		1,275.00		3,995.00
237520	1974	1,561.00	148.00		724.00		(576.00)
237600	1974	144,028.00	12,136.00	11,853.00	26,994.00		(3,005.00)
237800	1974	41,552.00	3,865.00		15,892.00		(12,027.00)
237900	1974	146.00			26.00		(26.00)
238000	1974	165,383.00	224.00	224.00	166,143.00		(165,695.00)
238100	1974	43,752.00	7,214.00				7,214.00
238200	1974	2,689.00	443.00				443.00
238300	1974	3,787.00	624.00				624.00
238400	1974	1,833.00	302.00				302.00
239400	1974	190.00	-				-
239400	1974	-					-
239500	1974	758.00					-
239620	1974	2,397.00	750.00				750.00
339010	1974	750.00			501.00		(501.00)
339010	1974	21,905.00			8,663.00		(8,663.00)
339020	1974	276.00			47.00		(47.00)
339100	1974	16,549.00	238.00				238.00
339220	1974	-					-
339300	1974	-					-
339400	1974	3,246.00	65.00				65.00
339400	1974	1,329.00					-
339500	1974	6,754.00	3,408.00				3,408.00
339620	1974	1,147.00					-
339700	1974	9,357.00	5,952.00	4,966.00	741.00		10,177.00
131100	1975	4,816.00			2,201.00		(2,201.00)
131200	1975	3,085.00	383.00		402.00		(19.00)
131400	1975	5,583.00					-
131500	1975	11,172.00	2,381.00		521.00		1,860.00
131600	1975	2,166.00					-
133100	1975	265.00					-
133500	1975	-					-
135210	1975	-			-		-
135310	1975	31,274.00	9,236.00		5,356.00		3,880.00
135400	1975	9,884.00	11,465.00	7,716.00	5,013.00		14,168.00
135500	1975	31,006.00	13,554.00	1,325.00	14,970.00		(91.00)
135600	1975	36,355.00	24,192.00	8,941.00	21,155.00		11,978.00
135700	1975	441.00	6.00				6.00
135800	1975	5,979.00	85.00				85.00
136100	1975	62,188.00	1,949.00		298.00		1,651.00
136200	1975	290,908.00	26,433.00		7,865.00		18,568.00
136200	1975	28,013.00	6,757.00		3,124.00		3,633.00
136400	1975	97,706.00	38,466.00	5,477.00	129,585.00		(85,642.00)
136500	1975	298,983.00	147,113.00	21,340.00	192,596.00		(24,143.00)
136600	1975	4,380.00	1,156.00		2,836.00		(1,680.00)
136700	1975	100,997.00	65,858.00	13,064.00	21,957.00		56,965.00
136800	1975	135,551.00	21,643.00		305.00		21,338.00
136910	1975	5,375.00	4,614.00	63.00	3,278.00		1,399.00
136920	1975	109,041.00	21,141.00	656.00	92,198.00		(70,401.00)
137000	1975	80,281.00	735.00		988.00		(253.00)
137310	1975	212,579.00	86,417.00	12,519.00	48,131.00		50,805.00
137320	1975	54,684.00	6,617.00	390.00	10,137.00		(3,130.00)
137340	1975	4,848.00					-
137340	1975	307.00					-
139400	1975	261.00					-
139400	1975	983.00					-
139500	1975	132.00					-
139620	1975	727.00					-
235140	1975	-			-		-
235240	1975	7,878.00	65.00		1,231.00		(1,166.00)
235250	1975	10,623.00	60.00		3,354.00		(3,294.00)
235300	1975	28.00					-
235400	1975	1,300.00					-
235500	1975	1,736.00	539.00		274.00		265.00
235600	1975	-			-		-
235700	1975	-			-		-
236200	1975	216,155.00			6,887.00		(6,887.00)
236700	1975	-			-		-
237520	1975	46,819.00			1,492.00		(1,492.00)
237600	1975	138,953.00	2,318.00	2,213.00	22,909.00		(18,378.00)

Attachment to Response to DOD-FEA-1 Question No. 14

Louisville Gas & Electric Company
Salvage & Cost of Removal Study 1972 - 2019

Page 1063 of 2358

Garrett/Spanos

Acct	Year	Ret	Salvage	CP Salvage	Removal	CP Removal	Net Salvage
237800	1975	10,607.00	3,805.00	490.00	2,740.00		1,555.00
237900	1975	409.00			76.00		(76.00)
238000	1975	132,279.00	166.00	166.00	183,148.00		(182,816.00)
238100	1975	60,312.00	12,519.00				12,519.00
238200	1975	3,866.00	803.00				803.00
238300	1975	3,937.00	817.00				817.00
238400	1975	1,537.00	319.00				319.00
239400	1975	119.00					-
239500	1975	796.00					-
239620	1975	850.00					-
339010	1975	-			-		-
339010	1975	-			-		-
339100	1975	23,242.00	609.00				609.00
339220	1975	1,273.00	20.00				20.00
339300	1975	-					-
339400	1975	-					-
339400	1975	2,024.00					-
339620	1975	50.00					-
339700	1975	106,938.00	11,278.00	3,250.00	1,551.00		12,977.00
131100	1976	17,364.00	148.00		2,461.00		(2,313.00)
131200	1976	3,221.00					-
131400	1976	-	-		-		-
131500	1976	3,903.00	2,393.00		38,121.00		(35,728.00)
131600	1976	3,217.00					-
133500	1976	-					-
135210	1976	619.00	529.00		43.00		486.00
135310	1976	63,202.00	26,745.00		8,258.00		18,487.00
135400	1976	63,081.00	12,398.00		30,554.00		(18,156.00)
135500	1976	58,590.00	15,774.00	903.00	40,898.00		(24,221.00)
135600	1976	155,602.00	33,291.00	13.00	97,925.00		(64,621.00)
136100	1976	-			-		-
136100	1976	89.00	30.00				30.00
136200	1976	22,831.00	382.00		3,411.00		(3,029.00)
136200	1976	70,519.00	35,380.00		8,120.00		27,260.00
136400	1976	138,110.00	37,247.00	5,241.00	192,708.00		(150,220.00)
136500	1976	471,655.00	290,821.00	34,768.00	276,041.00		49,548.00
136600	1976	6,178.00	9,355.00	6,117.00	2,084.00		13,388.00
136700	1976	88,600.00	66,055.00	8,377.00	31,098.00		43,334.00
136800	1976	230,831.00	22,069.00	4,294.00	615.00		25,748.00
136910	1976	8,079.00	4,266.00	549.00	3,790.00		1,025.00
136920	1976	103,025.00	36,094.00	1,610.00	108,065.00		(70,361.00)
137000	1976	106,187.00	2,601.00		1,008.00		1,593.00
137310	1976	256,893.00	127,407.00	15,211.00	52,172.00		90,446.00
137320	1976	120,176.00	6,299.00		21,227.00		(14,928.00)
137340	1976	8,088.00	794.00				794.00
137340	1976	455.00	49.00				49.00
139400	1976	1,126.00	10.00		7.00		3.00
139500	1976	-					-
139620	1976	-					-
235140	1976	-			-		-
235240	1976	-			-		-
235250	1976	-			-		-
235300	1976	20,412.00	198.00		902.00		(704.00)
235400	1976	-			-		-
235500	1976	968.00	645.00				645.00
235600	1976	5,294.00	1,321.00		724.00		597.00
235700	1976	-			-		-
236200	1976	510,276.00	422.00		10,684.00		(10,262.00)
236700	1976	2,564.00	914.00	914.00	499.00		1,329.00
237520	1976	77,515.00	64.00		1,627.00		(1,563.00)
237600	1976	91,341.00	12,810.00	11,015.00	18,218.00		5,607.00
237700	1976	143,042.00	118.00		2,998.00		(2,880.00)
237800	1976	9,214.00	3,799.00		1,634.00		2,165.00
237900	1976	-			-		-
238000	1976	139,235.00			184,674.00		(184,674.00)
238100	1976	75,081.00	12,199.00	72.00			12,271.00
238200	1976	4,742.00	771.00	5.00			776.00
238300	1976	5,653.00	919.00	5.00			924.00
238400	1976	2,366.00	384.00	2.00			386.00
238700	1976	37,585.00	525.00		638.00		(113.00)
239400	1976	210.00					-
239500	1976	-					-
239620	1976	986.00	252.00				252.00
339010	1976	215.00			19.00		(19.00)
339010	1976	15,714.00	1,545.00		1,967.00		(422.00)
339040	1976	71.00			409.00		(409.00)
339100	1976	31,121.00	525.00				525.00
339220	1976	-					-

Attachment to Response to DOD-FEA-1 Question No. 14

Louisville Gas & Electric Company
Salvage & Cost of Removal Study 1972 - 2019

Page 1064 of 2358

Garrett/Spanos

Acct	Year	Ret	Salvage	CP Salvage	Removal	CP Removal	Net Salvage
339300	1976	-					-
339400	1976	-					-
339400	1976	8,833.00					-
339620	1976	748.00	1,000.00				1,000.00
339700	1976	52,136.00	30,203.00		7,259.00		22,944.00
131100	1977	9,993.00			3,390.00		(3,390.00)
131200	1977	326,169.00	5,757.00		62,640.00		(56,883.00)
131400	1977	-	-		-		-
131500	1977	22,153.00			794.00		(794.00)
131600	1977	4,112.00					-
133500	1977	-					-
135210	1977	51,877.00	150.00		328.00		(178.00)
135310	1977	329,812.00	51,629.00	21,144.00	36,179.00		36,594.00
135400	1977	38,580.00	30,794.00	28,752.00	32,752.00		26,794.00
135500	1977	9,197.00	2,489.00	1,106.00	4,587.00		(992.00)
135600	1977	8,274.00	3,038.00	393.00	1,778.00		1,653.00
135800	1977	5,482.00	2,686.00		510.00		2,176.00
136100	1977	1,383.00	3,943.00	3,707.00	3,511.00		4,139.00
136100	1977	2,000.00			500.00		(500.00)
136200	1977	56,320.00	26,476.00	18,406.00	29,259.00		15,623.00
136200	1977	6,947.00	5,484.00		103.00		5,381.00
136400	1977	102,019.00	38,932.00	7,801.00	125,384.00		(78,651.00)
136500	1977	336,851.00	151,747.00	29,819.00	166,049.00		15,517.00
136600	1977	11,937.00	6,770.00	124.00	8,531.00		(1,637.00)
136700	1977	106,792.00	57,094.00	1,192.00	25,685.00		32,601.00
136800	1977	151,983.00	2,377.00		13.00		2,364.00
136910	1977	8,378.00	3,482.00		2,714.00		768.00
136920	1977	100,894.00	31,812.00	2,840.00	115,708.00		(81,056.00)
137000	1977	93,242.00	2,648.00		939.00		1,709.00
137310	1977	198,151.00	132,375.00	26,012.00	47,443.00		110,944.00
137320	1977	102,068.00	16,569.00		39,894.00		(23,325.00)
137340	1977	18,321.00					-
137340	1977	1,110.00					-
139400	1977	75.00					-
139400	1977	901.00	5.00				5.00
139500	1977	378.00					-
139620	1977	1,515.00	11.00				11.00
235130	1977	1,135.00	800.00		268.00		532.00
235140	1977	-			-		-
235240	1977	2,611.00			2,994.00		(2,994.00)
235250	1977	2,737.00			2,848.00		(2,848.00)
235300	1977	6,597.00			93.00		(93.00)
235400	1977	-			-		-
235600	1977	-			-		-
235700	1977	-			-		-
236700	1977	16,167.00			4,840.00		(4,840.00)
237520	1977	-			-		-
237600	1977	105,087.00	10,534.00	10,534.00	32,446.00		(11,378.00)
237800	1977	33,330.00	7,549.00		7,823.00		(274.00)
237900	1977	1,523.00			38.00		(38.00)
238000	1977	124,246.00			192,113.00		(192,113.00)
238100	1977	110,010.00	31,893.00				31,893.00
238200	1977	6,738.00	2,126.00				2,126.00
238300	1977	3,881.00	1,063.00				1,063.00
238400	1977	1,481.00	354.00				354.00
239400	1977	877.00					-
239500	1977	413.00					-
239620	1977	1,867.00	1,302.00				1,302.00
339010	1977	2,359.00			407.00		(407.00)
339010	1977	1,558.00	453.00		101.00		352.00
339020	1977	200.00			150.00		(150.00)
339040	1977	423.00			58.00		(58.00)
339100	1977	11,436.00	152.00				152.00
339220	1977	1,244.00	50.00				50.00
339300	1977	-					-
339400	1977	571.00	122.00		2.00		120.00
339400	1977	5,919.00	520.00				520.00
339620	1977	745.00					-
339700	1977	55,509.00	18,438.00	13,312.00	11,245.00		20,505.00
131100	1978	706.00					-
131200	1978	194,645.00	2,078.00		243.00		1,835.00
131400	1978	17,277.00	2,818.00		2,051.00		767.00
131500	1978	23,703.00	4,573.00		1,238.00		3,335.00
131600	1978	2,193.00	24.00	24.00			48.00
133400	1978	133.00			527.00		(527.00)
133500	1978	-					-
135210	1978	393.00	333.00		21.00		312.00
135310	1978	117,987.00	15,461.00		10,281.00		5,180.00

Attachment to Response to DOD-FEA-1 Question No. 14

Louisville Gas & Electric Company
Salvage & Cost of Removal Study 1972 - 2019

Page 1065 of 2358

Garrett/Spanos

Acct	Year	Ret	Salvage	CP Salvage	Removal	CP Removal	Net Salvage
135400	1978	34,789.00	8,604.00		49,395.00		(40,791.00)
135500	1978	131,666.00	46,074.00	8,566.00	53,085.00		1,555.00
135600	1978	174,718.00	74,983.00	21,206.00	74,827.00	(21,050.00)	312.00
136100	1978	-			-		-
136200	1978	380,137.00	47,890.00		9,648.00		38,242.00
136200	1978	27,760.00	10,173.00		9,226.00		947.00
136400	1978	132,933.00	42,174.00	4,886.00	220,131.00		(173,071.00)
136500	1978	547,210.00	151,017.00	17,152.00	320,086.00		(151,917.00)
136600	1978	15,259.00	4,009.00	139.00	6,678.00		(2,530.00)
136700	1978	87,661.00	24,876.00	4,572.00	23,850.00		5,598.00
136800	1978	193,092.00	38,309.00	4,081.00	16.00		42,374.00
136910	1978	5,289.00	2,311.00		3,695.00		(1,384.00)
136920	1978	100,428.00	25,053.00	1,994.00	130,957.00		(103,910.00)
137000	1978	106,298.00	3,963.00		945.00	212.00	3,230.00
137310	1978	176,874.00	188,400.00	22,361.00	37,555.00		173,206.00
137320	1978	37,734.00	21,776.00	4,362.00	15,624.00		10,514.00
137340	1978	4,731.00					-
137340	1978	216.00					-
139400	1978	6,245.00					-
139500	1978	2,217.00					-
139620	1978	3,890.00	500.00				500.00
235140	1978	-			-		-
235240	1978	18,762.00			3,801.00		(3,801.00)
235250	1978	6,086.00			1,246.00		(1,246.00)
235300	1978	11,815.00			143.00		(143.00)
235400	1978	1,769.00			42.00		(42.00)
235600	1978	6,173.00					-
235700	1978	-			-		-
236700	1978	37,472.00	2,423.00	1,302.00	3,063.00		662.00
237520	1978	-			-		-
237600	1978	65,545.00	5,938.00	5,938.00	20,241.00		(8,365.00)
237800	1978	5,376.00	907.00		1,615.00		(708.00)
237900	1978	-			-		-
238000	1978	108,052.00			204,967.00		(204,967.00)
238100	1978	63,393.00	5,959.00				5,959.00
238200	1978	3,624.00	341.00				341.00
238300	1978	3,893.00	366.00				366.00
238400	1978	1,664.00	156.00				156.00
239400	1978	-			-		-
239500	1978	386.00					-
239620	1978	1,132.00					-
339010	1978	-			-		-
339010	1978	-			-		-
339100	1978	22,231.00	1,216.00				1,216.00
339220	1978	-					-
339300	1978	14,182.00	200.00				200.00
339400	1978	1,365.00					-
339400	1978	365.00					-
339620	1978	473.00					-
339700	1978	13,986.00	1,487.00	1,450.00	835.00		2,102.00
131100	1979	35,088.00	775.00	775.00	9,102.00		(7,552.00)
131200	1979	2,069,174.00			10,000.00		(10,000.00)
131400	1979	1,527,611.00					-
131500	1979	140,861.00	123.00		388.00		(265.00)
131600	1979	33,145.00			43.00		(43.00)
133500	1979	-			-		-
134100	1979	6,112.00			6,510.00		(6,510.00)
135210	1979	-			-		-
135310	1979	167,581.00	28,697.00		39,068.00		(10,371.00)
135400	1979	14,587.00	5,974.00		4,847.00		1,127.00
135500	1979	41,446.00	4,928.00	252.00	43,084.00		(37,904.00)
135600	1979	136,058.00	109,705.00	(105.00)	97,978.00		11,622.00
136100	1979	14,982.00			14,991.00		(14,991.00)
136100	1979	227.00			31.00		(31.00)
136200	1979	331,779.00	12,692.00		62,519.00		(49,827.00)
136200	1979	19,014.00			301.00		(301.00)
136400	1979	138,467.00	33,763.00	3,560.00	258,902.00		(221,579.00)
136500	1979	452,863.00	210,471.00	16,835.00	305,648.00		(78,342.00)
136600	1979	9,259.00	7,732.00	547.00	3,465.00		4,814.00
136700	1979	106,182.00	56,993.00	6,038.00	39,075.00		23,956.00
136800	1979	253,924.00	92,608.00	26,162.00	111.00		118,659.00
136910	1979	1,559.00	1,321.00		4,312.00		(2,991.00)
136920	1979	93,855.00	41,238.00	1,140.00	133,559.00		(91,181.00)
137000	1979	96,427.00	4,452.00		1,299.00		3,153.00
137310	1979	148,889.00	122,731.00	10,979.00	34,760.00		98,950.00
137320	1979	23,732.00	12,837.00	6,719.00	11,708.00		7,848.00
137340	1979	12,937.00					-
137340	1979	584.00					-

Attachment to Response to DOD-FEA-1 Question No. 14

Louisville Gas & Electric Company
Salvage & Cost of Removal Study 1972 - 2019

Page 1066 of 2358

Garrett/Spanos

Acct	Year	Ret	Salvage	CP Salvage	Removal	CP Removal	Net Salvage
139400	1979	354.00					-
139500	1979	389.00					-
139620	1979	4,571.00					-
235140	1979	-					-
235240	1979	37,681.00			4,452.00		(4,452.00)
235250	1979	21,317.00			16,727.00		(16,727.00)
235300	1979	70,270.00	162.00		2,301.00		(2,139.00)
235400	1979	491.00			34.00		(34.00)
235600	1979	-			-		-
235700	1979	1,108.00			27.00		(27.00)
236700	1979	28,412.00			2,367.00		(2,367.00)
237520	1979	-			-		-
237600	1979	172,699.00	9,716.00	9,716.00	23,406.00		(3,974.00)
237800	1979	9,959.00	1,305.00		2,994.00		(1,689.00)
237900	1979	467.00	510.00	510.00	510.00		510.00
238000	1979	117,239.00			197,632.00		(197,632.00)
238100	1979	65,005.00	33,385.00				33,385.00
238200	1979	3,778.00	1,757.00				1,757.00
238300	1979	-			-		-
238400	1979	-			-		-
239400	1979	125.00			24.00		(24.00)
239500	1979	525.00			25.00		(25.00)
239620	1979	252.00					-
339010	1979	7,500.00			3,367.00		(3,367.00)
339010	1979	6,838.00	101.00		500.00		(399.00)
339100	1979	20,209.00	1,928.00				1,928.00
339220	1979	-					-
339300	1979	182.00					-
339400	1979	1,777.00					-
339400	1979	1,379.00					-
339620	1979	-					-
339700	1979	38,007.00	3,829.00	1,340.00	2,467.00		2,702.00
131100	1980	4,245.00					-
131200	1980	553,764.00	2,500.00	2,500.00	39,529.00		(34,529.00)
131400	1980	8,705.00					-
131500	1980	127,304.00			1,849.00		(1,849.00)
131600	1980	1,734.00					-
133100	1980	9,400.00			25,350.00		(25,350.00)
133500	1980	-					-
135210	1980	-			-		-
135310	1980	40,617.00	23,892.00		4,429.00		19,463.00
135400	1980	-			-		-
135500	1980	63,017.00	13,265.00	328.00	50,091.00		(36,498.00)
135600	1980	88,788.00	42,301.00	145.00	83,134.00		(40,688.00)
136100	1980	-			-		-
136200	1980	80,952.00	23,855.00		2,016.00	21,839.00	43,678.00
136200	1980	86,973.00	11,973.00		10,402.00		1,571.00
136400	1980	169,410.00	23,112.00	1,330.00	344,068.00		(319,626.00)
136500	1980	552,752.00	316,439.00	18,225.00	449,450.00		(114,786.00)
136600	1980	72,242.00	35,588.00	5,100.00	27,304.00		13,384.00
136700	1980	245,023.00	175,118.00	11,186.00	82,494.00		103,810.00
136800	1980	212,513.00	32,463.00		236.00	2,565.00	34,792.00
136910	1980	18,627.00	8,234.00	435.00	10,258.00		(1,589.00)
136920	1980	93,701.00	41,382.00	70.00	138,530.00		(97,078.00)
137000	1980	162,946.00	1,921.00		1,266.00	654.00	1,309.00
137310	1980	288,781.00	151,952.00	8,745.00	75,591.00	67,617.00	152,723.00
137320	1980	31,861.00	15,748.00	3,042.00	21,907.00		(3,117.00)
137340	1980	42,785.00					-
137340	1980	1,873.00					-
139400	1980	194.00					-
139400	1980	2,646.00	218.00				218.00
139500	1980	465.00					-
139620	1980	669.00					-
235140	1980	-			-		-
235240	1980	-			-		-
235250	1980	-			-		-
235300	1980	138,024.00	102.00		6,466.00		(6,364.00)
235400	1980	-			-		-
235500	1980	3,497.00	1,775.00		628.00		1,147.00
235600	1980	-			-		-
235700	1980	-			-		-
236700	1980	10,811.00	7,966.00	7,010.00	780.00		14,196.00
237520	1980	3,262.00			203.00		(203.00)
237600	1980	135,991.00	10,367.00	10,367.00	43,385.00		(22,651.00)
237800	1980	7,907.00	6,115.00	1,807.00	3,605.00		4,317.00
237900	1980	2,698.00			389.00		(389.00)
238000	1980	118,701.00			165,368.00		(165,368.00)
238100	1980	91,210.00	41,020.00				41,020.00

Attachment to Response to DOD-FEA-1 Question No. 14

Louisville Gas & Electric Company
Salvage & Cost of Removal Study 1972 - 2019

Page 1067 of 2358

Garrett/Spanos

Acct	Year	Ret	Salvage	CP Salvage	Removal	CP Removal	Net Salvage
238200	1980	5,864.00	2,442.00				2,442.00
238300	1980	8,656.00	3,907.00				3,907.00
238400	1980	3,186.00	1,465.00				1,465.00
239400	1980	1,917.00					-
239500	1980	981.00					-
239620	1980	-					-
339010	1980	4,636.00			114.00		(114.00)
339010	1980	1,132.00			26.00		(26.00)
339040	1980	536.00					-
339100	1980	24,937.00	992.00				992.00
339220	1980	2,597.00					-
339300	1980	-					-
339400	1980	3,977.00					-
339400	1980	333.00					-
339620	1980	50.00					-
339700	1980	13,375.00	858.00	400.00	1,003.00		255.00
131100	1981	336,223.00			1,656.00		(1,656.00)
131200	1981	5,642,246.00			130,545.00		(130,545.00)
131400	1981	3,710,700.00					-
131500	1981	963,033.00	1,261.00				1,261.00
131600	1981	15,052.00	7,500.00				7,500.00
133500	1981	150.00			397.00		(397.00)
134400	1981	1,984.00					-
135210	1981	-					-
135310	1981	111,864.00	8,463.00		7,931.00		532.00
135400	1981	-					-
135500	1981	24,516.00	4,467.00	2,697.00	13,097.00	(2,612.00)	(8,545.00)
135600	1981	22,085.00	3,919.00	1,316.00	17,761.00	(1,815.00)	(14,341.00)
136100	1981	-					-
136200	1981	58,980.00	732.00		11,977.00		(11,245.00)
136200	1981	9,593.00	155.00		15,657.00		(15,502.00)
136400	1981	155,231.00	38,523.00	2,820.00	346,621.00		(305,278.00)
136500	1981	527,829.00	80,047.00	6,015.00	40,730.00		45,332.00
136600	1981	10,030.00	7,716.00	5,606.00	2,853.00	(898.00)	9,571.00
136700	1981	77,333.00	48,866.00	5,705.00	47,463.00	(2,285.00)	4,823.00
136800	1981	201,233.00	32,991.00		(56.00)		33,047.00
136910	1981	4,035.00	(1,715.00)		5,525.00		(7,240.00)
136920	1981	84,721.00	31,991.00	106.00	148,075.00	(2,539.00)	(118,517.00)
137000	1981	88,463.00	2,156.00	13.00	1,363.00		806.00
137310	1981	153,393.00	187,067.00	14,137.00	443,875.00		(242,671.00)
137320	1981	110,198.00	20,353.00	965.00	68,858.00	(1,348.00)	(48,888.00)
137340	1981	6,696.00					-
137340	1981	357.00					-
139400	1981	1,490.00					-
139500	1981	953.00	2.00				2.00
139620	1981	393.00					-
235140	1981	-					-
235240	1981	-					-
235250	1981	4,107.00	883.00				883.00
235300	1981	784.00			102.00		(102.00)
235400	1981	2,553.00	1,645.00				1,645.00
235500	1981	326.00	244.00		38.00		206.00
235600	1981	-					-
235700	1981	1,736.00	714.00				714.00
236700	1981	11,402.00	3,535.00	2,004.00	2,010.00	(448.00)	3,081.00
237520	1981	439.00			2,927.00		(2,927.00)
237600	1981	159,297.00	16,200.00	12,860.00	27,886.00	(3,298.00)	(2,124.00)
237800	1981	10,293.00	6,679.00	392.00	1,342.00	(39.00)	5,690.00
237900	1981	8,600.00	981.00		61.00		920.00
238000	1981	101,867.00			200,370.00		(200,370.00)
238100	1981	110,543.00	28,615.00		1.00		28,614.00
238200	1981	7,902.00	2,226.00				2,226.00
238300	1981	2,715.00	636.00				636.00
238400	1981	1,755.00	318.00				318.00
239400	1981	1,233.00					-
239500	1981	1,154.00					-
239620	1981	1,009.00					-
339010	1981	-					-
339010	1981	4,577.00	187.00		198.00		(11.00)
339100	1981	20,075.00	2,800.00				2,800.00
339220	1981	907.00					-
339300	1981	2,253.00			94.00		(94.00)
339400	1981	1,448.00					-
339400	1981	2,814.00					-
339620	1981	7,271.00	1,500.00				1,500.00
339700	1981	72,145.00	11,702.00		858.00		10,844.00
131100	1982	3,566.00			335.00		(335.00)
131200	1982	1,289,749.00			35,582.00		(35,582.00)

Attachment to Response to DOD-FEA-1 Question No. 14

Louisville Gas & Electric Company
Salvage & Cost of Removal Study 1972 - 2019

Page 1068 of 2358

Garrett/Spanos

Acct	Year	Ret	Salvage	CP Salvage	Removal	CP Removal	Net Salvage
131400	1982	6,074.00			620.00		(620.00)
131500	1982	8,574.00	999.00		993.00		6.00
131600	1982	350.00					-
133500	1982	335.00	5.00				5.00
135210	1982	-			-		-
135310	1982	61,638.00	2,515.00		53,854.00		(51,339.00)
135400	1982	20,560.00	4,278.00		4,178.00		100.00
135500	1982	47,269.00	14,688.00	10,078.00	36,388.00	(7,816.00)	(19,438.00)
135600	1982	101,611.00	13,663.00	1,777.00	81,320.00	(2,099.00)	(67,979.00)
136100	1982	1,167.00			1,582.00		(1,582.00)
136200	1982	193,517.00	114,161.00		64,540.00		49,621.00
136200	1982	39,448.00	25,155.00		13,078.00		12,077.00
136400	1982	162,068.00	64,556.00	5,931.00	370,293.00		(299,806.00)
136500	1982	543,637.00	130,604.00	10,284.00	475,181.00		(334,293.00)
136600	1982	35,125.00	4,772.00	236.00	9,631.00	(334.00)	(4,957.00)
136700	1982	143,403.00	37,173.00	3,458.00	43,246.00	(2,394.00)	(5,009.00)
136800	1982	203,899.00	17,774.00	8,641.00	73,305.00		(46,890.00)
136910	1982	17,760.00	3,779.00		15,258.00		(11,479.00)
136920	1982	100,354.00	(370.00)	(20,493.00)	184,299.00	(2,820.00)	(207,982.00)
137000	1982	118,455.00	1,114.00	(226.00)	1,845.00		(957.00)
137310	1982	222,372.00	138,501.00	10,507.00	62,623.00		86,385.00
137320	1982	64,912.00	50,024.00	194.00	31,311.00	(2,546.00)	16,361.00
137340	1982	6,641.00					-
137340	1982	406.00					-
139400	1982	432.00					-
139400	1982	3,251.00					-
139500	1982	2,661.00					-
139620	1982	-					-
235140	1982	1,070.00			68.00		(68.00)
235240	1982	8,329.00	233.00		4,903.00		(4,670.00)
235250	1982	5,139.00	328.00		12,077.00		(11,749.00)
235300	1982	193,835.00			2,803.00		(2,803.00)
235400	1982	-			-		-
235600	1982	-			-		-
235700	1982	1,772.00			50.00		(50.00)
236700	1982	73,159.00	45,675.00	45,675.00	1,295.00	(1,375.00)	88,680.00
237520	1982	244.00					-
237600	1982	217,806.00	3,569.00	3,530.00	49,541.00	(3,048.00)	(45,490.00)
237800	1982	13,359.00	7,519.00	4,521.00	1,566.00	(1,506.00)	8,968.00
237900	1982	10,165.00	1,891.00		2,437.00		(546.00)
238000	1982	118,377.00			262,552.00		(262,552.00)
238100	1982	177,501.00	11,893.00				11,893.00
238200	1982	14,862.00	915.00				915.00
238300	1982	2,105.00	131.00				131.00
238400	1982	959.00	131.00				131.00
239400	1982	1,735.00					-
239500	1982	148.00					-
239620	1982	563.00					-
339010	1982	-			-		-
339010	1982	3,996.00					-
339020	1982	261.00					-
339100	1982	26,300.00	1,795.00				1,795.00
339220	1982	246.00					-
339300	1982	-					-
339400	1982	650.00	25.00				25.00
339400	1982	-					-
339620	1982	-					-
339700	1982	253,234.00	62,034.00	5,544.00	1,563.00	(164.00)	65,851.00
131100	1983	527,107.00	11.00		734.00		(723.00)
131200	1983	2,872,642.00	10,535.00		34,486.00		(23,951.00)
131400	1983	2,465,234.00					-
131500	1983	302,710.00	688.00		(13.00)		701.00
131600	1983	309.00					-
133500	1983	(335.00)	(5.00)				(5.00)
134400	1983	10,000.00			386.00		(386.00)
135010	1983	-					-
135210	1983	-			-		-
135310	1983	52,035.00	8,841.00		19,019.00		(10,178.00)
135400	1983	360.00	800.00	800.00		(975.00)	625.00
135500	1983	13,572.00	11,855.00	11,476.00	4,636.00	(8,149.00)	10,546.00
135600	1983	20,414.00	1,612.00	1,145.00	3,584.00	(2,217.00)	(3,044.00)
136100	1983	10,896.00	1,691.00		2,037.00		(346.00)
136200	1983	186,126.00	31,251.00		22,350.00		8,901.00
136200	1983	(23,454.00)			775.00		(775.00)
136400	1983	178,082.00	64,182.00	6,520.00	325,544.00		(254,842.00)
136500	1983	665,940.00	144,111.00	14,676.00	715,609.00		(556,822.00)
136600	1983	17,862.00	5,599.00	(1,730.00)	11,597.00	(5,410.00)	(13,138.00)
136700	1983	207,947.00	174,026.00	16,896.00	26,307.00	(11,364.00)	153,251.00

Attachment to Response to DOD-FEA-1 Question No. 14

Louisville Gas & Electric Company
Salvage & Cost of Removal Study 1972 - 2019

Page 1069 of 2358

Garrett/Spanos

Acct	Year	Ret	Salvage	CP Salvage	Removal	CP Removal	Net Salvage
136800	1983	110,374.00	18,432.00	8,897.00	10,113.00		17,216.00
136910	1983	18,906.00	18,912.00	31.00	13,377.00	(26.00)	5,540.00
136920	1983	106,374.00	19,114.00	(15,557.00)	198,404.00	(4,581.00)	(199,428.00)
137000	1983	111,470.00	1,132.00	55.00	2,338.00		(1,151.00)
137310	1983	217,100.00	163,700.00	15,520.00	85,552.00		93,668.00
137320	1983	43,305.00	29,750.00	290.00	16,017.00	(1,845.00)	12,178.00
137340	1983	3,049.00					-
137340	1983	183.00					-
139400	1983	1,855.00					-
139500	1983	379.00					-
139620	1983	242.00					-
235120	1983	926.00	169.00		52.00		117.00
235140	1983	3,415.00	556.00		298.00		258.00
235240	1983	13,201.00			13,819.00		(13,819.00)
235250	1983	5,125.00			5,213.00		(5,213.00)
235300	1983	17,902.00	1,412.00		1,221.00		191.00
235400	1983	7,520.00	2,185.00		492.00		1,693.00
235600	1983	-			-		-
235700	1983	-			-		-
236700	1983	14,331.00	10,238.00	10,238.00		(256.00)	20,220.00
237520	1983	-			-		-
237600	1983	160,778.00	11,137.00	10,874.00	58,192.00	(2,035.00)	(38,216.00)
237800	1983	14,163.00	2,945.00		5,284.00		(2,339.00)
237900	1983	2,530.00			209.00		(209.00)
238000	1983	209,034.00			336,324.00		(336,324.00)
238100	1983	97,307.00	41,712.00				41,712.00
238200	1983	7,190.00	3,082.00				3,082.00
238300	1983	9,086.00	3,895.00				3,895.00
238400	1983	4,022.00	1,724.00				1,724.00
238500	1983	1,189.00			98.00		(98.00)
239400	1983	658.00					-
239500	1983	610.00					-
239620	1983	2,309.00					-
339010	1983	19,993.00	8.00		10,961.00		(10,953.00)
339010	1983	17,559.00			18,866.00		(18,866.00)
339020	1983	379.00					-
339100	1983	29,665.00	910.00				910.00
339220	1983	-					-
339300	1983	-					-
339400	1983	147.00	94.00				94.00
339400	1983	-					-
339620	1983	-					-
339700	1983	19,461.00	719.00	(100.00)	4,127.00	(1,642.00)	(5,150.00)
131100	1984	7,999,955.00			139,134.00		(139,134.00)
131200	1984	19,009,765.00	25,077.00		1,405,123.00		(1,380,046.00)
131400	1984	2,791,319.00					-
131500	1984	1,628,052.00			4,221.00		(4,221.00)
131600	1984	344,269.00					-
133100	1984	1,239.00					-
133500	1984	3,813.00					-
134300	1984	3,454.00			21.00		(21.00)
135210	1984	-			-		-
135310	1984	4,430.00					-
135400	1984	3,387.00	3,329.00	2,599.00		(13,663.00)	(7,735.00)
135500	1984	27,608.00	4,072.00	841.00	31,129.00	(2,166.00)	(28,382.00)
135600	1984	33,900.00	12,100.00	3,419.00	42,632.00	(17,862.00)	(44,975.00)
136100	1984	1,362.00			250.00		(250.00)
136100	1984	850.00			32.00		(32.00)
136200	1984	44,813.00	2,570.00		5,451.00		(2,881.00)
136200	1984	45,572.00	12.00		1,392.00		(1,380.00)
136400	1984	277,367.00	70,804.00	8,699.00	397,955.00	(51,367.00)	(369,819.00)
136500	1984	479,926.00	48,539.00	5,940.00	417,307.00	(36,062.00)	(398,890.00)
136600	1984	6,502.00	1,157.00	278.00	6,363.00	(29.00)	(4,957.00)
136700	1984	101,471.00	36,613.00	7,811.00	43,760.00	(3,446.00)	(2,782.00)
136800	1984	141,058.00	36,660.00	476.00	215,371.00		(178,235.00)
136910	1984	19,841.00	5,857.00		9,953.00		(4,096.00)
136920	1984	93,083.00	36,334.00	(57.00)	178,978.00	(5,710.00)	(148,411.00)
137000	1984	140,196.00	1,101.00		1,606.00		(505.00)
137310	1984	257,918.00	136,165.00	16,663.00	66,211.00	(8,536.00)	78,081.00
137320	1984	17,273.00	13,553.00	1,460.00	6,644.00	(3,262.00)	5,107.00
137340	1984	1,949.00					-
137340	1984	99.00					-
139400	1984	24,868.00					-
139500	1984	1,476.00					-
139620	1984	3,472.00					-
235120	1984	5,660.00			125.00		(125.00)
235140	1984	12,463.00	38.00		279.00		(241.00)
235240	1984	14,880.00	1,641.00		8,452.00		(6,811.00)

Attachment to Response to DOD-FEA-1 Question No. 14

Louisville Gas & Electric Company
Salvage & Cost of Removal Study 1972 - 2019

Page 1070 of 2358

Garrett/Spanos

Acct	Year	Ret	Salvage	CP Salvage	Removal	CP Removal	Net Salvage
235250	1984	13,921.00	1,119.00		5,323.00		(4,204.00)
235300	1984	52,364.00	1,355.00		1,613.00		(258.00)
235400	1984	223.00			131.00		(131.00)
235600	1984	-			-		-
235700	1984	2,300.00					-
236700	1984	24,720.00	332.00		1,397.00		(1,065.00)
237520	1984	1,013.00					-
237600	1984	200,202.00	4,368.00	4,279.00	53,539.00	(6,508.00)	(51,400.00)
237800	1984	21,073.00	9,862.00		2,210.00		7,652.00
237900	1984	924.00	1,011.00		210.00		801.00
238000	1984	223,005.00	132.00	132.00	319,483.00	(379.00)	(319,598.00)
238100	1984	84,422.00	31.00				31.00
238200	1984	7,108.00	3.00				3.00
238300	1984	5,681.00	2.00				2.00
238400	1984	2,744.00	1.00				1.00
239400	1984	1,935.00					-
239500	1984	1,408.00					-
239620	1984	-					-
339010	1984	-			-		-
339010	1984	5,644.00			6,574.00		(6,574.00)
339040	1984	5,552.00			2,461.00		(2,461.00)
339100	1984	17,437.00	438.00				438.00
339220	1984	6,500.00					-
339300	1984	1,319.00					-
339400	1984	-					-
339400	1984	2,200.00	450.00				450.00
339620	1984	-					-
339700	1984	40,780.00	4,231.00	1,274.00	6,936.00	(1,749.00)	(3,180.00)
131100	1985	27,301.00			57,960.00		(57,960.00)
131200	1985	11,336,125.00	24,791.00		1,868,829.00		(1,844,038.00)
131400	1985	7,690,532.00			899.00		(899.00)
131500	1985	1,108,851.00			2,002.00		(2,002.00)
131600	1985	68,016.00	53.00				53.00
133100	1985	100.00			3,175.00		(3,175.00)
133500	1985	-					-
135210	1985	763.00			264.00		(264.00)
135310	1985	217,227.00	2,908.00		102,797.00		(99,889.00)
135400	1985	9,098.00	6,504.00	3,786.00	18.00	(6,116.00)	4,156.00
135500	1985	37,544.00	2,689.00	394.00	20,131.00	(3,102.00)	(20,150.00)
135600	1985	35,640.00	11,744.00	(4,616.00)	16,522.00	(20,421.00)	(29,815.00)
136100	1985	5,062.00			1,509.00		(1,509.00)
136100	1985	850.00			22.00		(22.00)
136200	1985	33,701.00	58.00		5,000.00		(4,942.00)
136200	1985	32,662.00			2,816.00		(2,816.00)
136400	1985	244,216.00	75,535.00	8,976.00	410,597.00	(38,587.00)	(364,673.00)
136500	1985	335,524.00	106,998.00	11,628.00	650,531.00	(31,390.00)	(563,295.00)
136600	1985	12,231.00	3,439.00	742.00	4,807.00	(1,023.00)	(1,649.00)
136700	1985	91,883.00	33,104.00	5,921.00	40,056.00	(4,663.00)	(5,694.00)
136800	1985	572,242.00	20,800.00	3,376.00	17,010.00		7,166.00
136910	1985	5,200.00	3,690.00	354.00	7,671.00	(94.00)	(3,721.00)
136920	1985	79,987.00	22,947.00	6.00	180,278.00	(3,722.00)	(161,047.00)
137000	1985	118,196.00	1,551.00	288.00	664.00		1,175.00
137310	1985	184,583.00	61,948.00	7,863.00	30,456.00		39,355.00
137320	1985	45,940.00	30,160.00	4,763.00	3,073.00	(6,210.00)	25,640.00
137340	1985	4,226.00					-
137340	1985	215.00					-
139400	1985	183.00					-
139400	1985	-					-
139500	1985	884.00					-
139620	1985	-					-
235120	1985	110,552.00					-
235130	1985	4,627.00					-
235140	1985	128,728.00	100.00		157.00		(57.00)
235210	1985	330,734.00					-
235220	1985	241,330.00					-
235230	1985	4,360,096.00					-
235240	1985	1,378,120.00	28,820.00		291,281.00		(262,461.00)
235250	1985	1,197,451.00	27,626.00		227,089.00		(199,463.00)
235300	1985	1,115,981.00	149.00		1,944.00		(1,795.00)
235400	1985	469,290.00	4,305.00		221.00		4,084.00
235500	1985	69,599.00	1,229.00		391.00		838.00
235600	1985	52,643.00					-
235700	1985	7,519.00					-
236700	1985	25,785.00			1,043.00		(1,043.00)
237510	1985	278.00					-
237520	1985	-			-		-
237600	1985	303,208.00	3,285.00	3,285.00	67,392.00	(5,067.00)	(65,889.00)
237800	1985	3,117.00	1,982.00		1,355.00		627.00

Attachment to Response to DOD-FEA-1 Question No. 14

Louisville Gas & Electric Company
Salvage & Cost of Removal Study 1972 - 2019

Page 1071 of 2358

Garrett/Spanos

Acct	Year	Ret	Salvage	CP Salvage	Removal	CP Removal	Net Salvage
237900	1985	1,766.00			49.00		(49.00)
238000	1985	348,062.00	(396.00)	(396.00)	407,898.00	244.00	(408,446.00)
238100	1985	103,748.00					-
238200	1985	7,238.00					-
238300	1985	6,285.00					-
238400	1985	2,561.00					-
239400	1985	1,422.00					-
239500	1985	398.00					-
239620	1985	1,095.00					-
339010	1985	4,238.00			5,959.00		(5,959.00)
339010	1985	8,166.00	152.00		14,248.00		(14,096.00)
339060	1985	1,280.00			73.00		(73.00)
339100	1985	162,055.00	8,270.00				8,270.00
339220	1985	-					-
339300	1985	789.00					-
339400	1985	2,767.00	150.00				150.00
339400	1985	2,641.00					-
339620	1985	648.00					-
339700	1985	50,961.00	2,354.00	33.00	5,378.00	(116.00)	(3,107.00)
131100	1986	83,061.00	10,787.00		29,750.00		(18,963.00)
131200	1986	4,583,696.00	23,452.00		2,041,987.00		(2,018,535.00)
131400	1986	18,073.00			813.00		(813.00)
131500	1986	13,971.00					-
131600	1986	7,808.00					-
133500	1986	335.00	12.00				12.00
135210	1986	17,761.00			15,241.00		(15,241.00)
135310	1986	237,354.00	66,121.00		65,583.00		538.00
135400	1986	-	-		-		-
135500	1986	49,007.00	6,933.00	4,552.00	43,923.00	(7,588.00)	(40,026.00)
135600	1986	13,323.00	18,127.00	9,729.00	34,477.00	(3,864.00)	(10,485.00)
136100	1986	3,285.00			5,654.00		(5,654.00)
136100	1986	4,245.00	1,613.00		3,592.00		(1,979.00)
136200	1986	190,622.00	3,793.00		65,297.00		(61,504.00)
136200	1986	170,265.00	62.00		33,929.00		(33,867.00)
136400	1986	327,100.00	169,634.00	13,957.00	535,905.00	(50,347.00)	(402,661.00)
136500	1986	734,893.00	201,787.00	15,228.00	662,152.00	(62,207.00)	(507,344.00)
136600	1986	31,146.00	3,866.00	956.00	11,410.00	(594.00)	(7,182.00)
136700	1986	200,003.00	67,745.00	9,560.00	93,047.00	(5,236.00)	(20,978.00)
136800	1986	955,707.00	54,213.00	1,121.00	467,535.00	1,034.00	(411,167.00)
136910	1986	3,660.00	1,856.00		6,477.00		(4,621.00)
136920	1986	96,670.00	36,700.00	15,314.00	189,717.00	(3,263.00)	(140,966.00)
137000	1986	469,663.00	1,529.00	(8.00)	153.00		1,368.00
137310	1986	321,810.00	123,041.00	9,286.00	90,176.00	(8,472.00)	33,679.00
137320	1986	120,740.00	144,238.00	64,352.00	27,554.00	(43,760.00)	137,276.00
137340	1986	7,513.00					-
137340	1986	690.00					-
139400	1986	10,046.00					-
139400	1986	5,528.00					-
139500	1986	6,288.00					-
139620	1986	-					-
235130	1986	(1,233.00)					-
235140	1986	1,718.00					-
235240	1986	13,574.00			11,464.00		(11,464.00)
235250	1986	23,771.00			15,118.00		(15,118.00)
235300	1986	24,142.00	1,644.00		4,723.00		(3,079.00)
235400	1986	483.00					-
235500	1986	393.00					-
235600	1986	759.00					-
235700	1986	2,993.00			148.00		(148.00)
236700	1986	-			-		-
237520	1986	-			-		-
237600	1986	462,023.00	34,141.00	33,937.00	92,961.00	(9,299.00)	(34,182.00)
237800	1986	31,769.00	8,184.00		7,144.00		1,040.00
237900	1986	6,457.00	4,402.00		285.00		4,117.00
238000	1986	230,064.00			289,929.00		(289,929.00)
238100	1986	117,384.00	22,966.00	19,251.00			42,217.00
238200	1986	8,477.00	1,566.00	1,313.00			2,879.00
238300	1986	5,507.00	1,044.00	875.00			1,919.00
238400	1986	2,350.00	522.00	438.00			960.00
239400	1986	4,954.00			-		-
239400	1986	1,241.00					-
239500	1986	-					-
239620	1986	-					-
339010	1986	23,388.00			18,015.00		(18,015.00)
339010	1986	-			-		-
339040	1986	752.00			17.00		(17.00)
339100	1986	29,646.00	1,169.00				1,169.00
339220	1986	-					-

Attachment to Response to DOD-FEA-1 Question No. 14

Louisville Gas & Electric Company
Salvage & Cost of Removal Study 1972 - 2019

Page 1072 of 2358

Garrett/Spanos

Acct	Year	Ret	Salvage	CP Salvage	Removal	CP Removal	Net Salvage
339300	1986	3,471.00			91.00		(91.00)
339400	1986	2,480.00			15.00		(15.00)
339400	1986	772.00					-
339620	1986	-					-
339700	1986	70,934.00	772.00		5,416.00		(4,644.00)
131100	1987	125,887.00	69.00		20,183.00		(20,114.00)
131200	1987	5,711,646.00	7,564.00		882,146.00		(874,582.00)
131400	1987	43,600.00	17.00		2,606.00		(2,589.00)
131500	1987	807,408.00	926.00		95,681.00		(94,755.00)
131600	1987	5,311.00					-
133400	1987	4,583.00	132.00		2,770.00		(2,638.00)
133500	1987	-	-				-
134400	1987	5,000.00			1,209.00		(1,209.00)
135210	1987	5,215.00			-		-
135310	1987	409,677.00	155,385.00		90,072.00		65,313.00
135400	1987	-	-		-		-
135500	1987	76,286.00	919.00	297.00	73,033.00	(3,055.00)	(74,872.00)
135600	1987	26,816.00	(174.00)	(278.00)	14,691.00	(107.00)	(15,250.00)
136100	1987	11,854.00			560.00		(560.00)
136100	1987	1,426.00	-		133.00		(133.00)
136200	1987	628,151.00	56,997.00		33,270.00		23,727.00
136200	1987	42,750.00	-		3,001.00		(3,001.00)
136400	1987	205,456.00	161,249.00	9,164.00	378,673.00	(24,917.00)	(233,177.00)
136500	1987	201,036.00	157,780.00	8,967.00	370,527.00	(24,381.00)	(228,161.00)
136600	1987	22,046.00	6,321.00	247.00	12,857.00	(14.00)	(6,303.00)
136700	1987	156,282.00	65,556.00	5,781.00	33,221.00	(1,715.00)	36,401.00
136800	1987	662,152.00	41,628.00	-	14,562.00	-	27,066.00
136910	1987	11,475.00	5,439.00		5,913.00		(474.00)
136920	1987	79,882.00	62,694.00	3,563.00	147,230.00	(9,688.00)	(90,661.00)
137000	1987	507,099.00	5,646.00	-	5,543.00		103.00
137310	1987	277,917.00	218,118.00	12,396.00	512,224.00	(33,704.00)	(315,414.00)
137320	1987	101,319.00	55,382.00	19,593.00	3,266.00	(16,487.00)	55,222.00
137340	1987	3,344.00	21.00				21.00
137340	1987	230.00	1.00				1.00
139400	1987	5,380.00					-
139500	1987	2,019.00					-
139620	1987	1,559.00	48.00				48.00
235140	1987	-					-
235240	1987	-			-		-
235250	1987	(25.00)			-		-
235300	1987	94,114.00	2,329.00	1,693.00	4,465.00	(170.00)	(613.00)
235400	1987	-					-
235500	1987	3,950.00			590.00		(590.00)
235600	1987	13,241.00			7,656.00		(7,656.00)
235700	1987	-			-		-
236700	1987	83,400.00	119,180.00		379,068.00		(259,888.00)
237520	1987	5,414.00			-		-
237600	1987	293,096.00	8,652.00	8,507.00	99,943.00	(1,136.00)	(83,920.00)
237800	1987	1,457.00	-		1,214.00		(1,214.00)
237900	1987	5,341.00	3,452.00		99.00		3,353.00
238000	1987	281,537.00			318,085.00		(318,085.00)
238100	1987	117,585.00	1,394.00	-			1,394.00
238200	1987	9,752.00	115.00	-			115.00
238300	1987	1,494.00	17.00	-			17.00
238400	1987	601.00	8.00	-			8.00
239400	1987	728.00			54.00		(54.00)
239500	1987	6,032.00					-
239620	1987	7,200.00					-
339010	1987	-			-		-
339010	1987	1,431.00			-		-
339060	1987	1,009.00			138.00		(138.00)
339100	1987	88,144.00	5,120.00				5,120.00
339220	1987	404.00					-
339300	1987	17,005.00			-		-
339400	1987	-			-		-
339400	1987	2,628.00	62.00				62.00
339620	1987	200.00					-
339700	1987	27,034.00	181.00		2,536.00		(2,355.00)
339800	1987	2,529.00					-
131100	1988	19,638.00					-
131200	1988	981,609.00	(84.00)		220,046.00		(220,130.00)
131400	1988	122,693.00					-
131500	1988	12,928.00	(10.00)		3,297.00		(3,307.00)
131600	1988	1,311.00					-
133100	1988	1,519.00					-
133400	1988	9,437.00			6,306.00		(6,306.00)
133500	1988	3,546.00					-
134400	1988	290.00					-

Attachment to Response to DOD-FEA-1 Question No. 14

Louisville Gas & Electric Company
Salvage & Cost of Removal Study 1972 - 2019

Page 1073 of 2358

Garrett/Spanos

Acct	Year	Ret	Salvage	CP Salvage	Removal	CP Removal	Net Salvage
135210	1988	13,043.00					-
135310	1988	530,419.00	246,275.00		92,126.00		154,149.00
135400	1988	-					-
135500	1988	104,755.00	3,889.00	2,069.00	42,891.00	(1,242.00)	(38,175.00)
135600	1988	56,186.00	1,884.00	711.00	34,075.00	(230.00)	(31,710.00)
136100	1988	1,142.00					-
136100	1988	-					-
136200	1988	138,598.00			49,179.00		(49,179.00)
136200	1988	62,630.00			3,442.00		(3,442.00)
136400	1988	326,944.00	237,764.00	12,598.00	297,521.00	(29,242.00)	(76,401.00)
136500	1988	629,361.00	457,692.00	24,250.00	572,723.00	(56,291.00)	(147,072.00)
136600	1988	17,311.00	2,215.00	247.00	10,687.00	(303.00)	(8,528.00)
136700	1988	142,346.00	101,628.00	6,286.00	31,419.00	(4,356.00)	72,139.00
136800	1988	570,247.00	1,416.00	1,867.00	37,991.00		(34,708.00)
136910	1988	2,136.00	63.00		2,155.00		(2,092.00)
136920	1988	75,797.00	55,122.00	2,921.00	68,976.00	(6,779.00)	(17,712.00)
137000	1988	397,772.00	3,866.00		4,332.00		(466.00)
137310	1988	342,842.00	249,326.00	13,210.00	311,988.00	(30,664.00)	(80,116.00)
137320	1988	75,606.00	44,719.00	11,447.00	18,444.00	(1,636.00)	36,086.00
137340	1988	21,414.00	36.00	48.00	962.00		(878.00)
137340	1988	762.00					-
139400	1988	800.00					-
139400	1988	3,166.00					-
139500	1988	5,866.00					-
139620	1988	811.00					-
235140	1988	1,262.00			40.00		(40.00)
235230	1988	2,436,066.00					-
235240	1988	247,022.00	(1,921.00)	(1,921.00)	5,824.00		(9,666.00)
235250	1988	314,880.00	(1,187.00)	(1,187.00)	6,804.00		(9,178.00)
235300	1988	415,320.00					-
235400	1988	-					-
235600	1988	-					-
235700	1988	1,283.00			43.00		(43.00)
236700	1988	-					-
237520	1988	-					-
237600	1988	165,500.00	31,584.00	32,869.00	60,202.00	(7,773.00)	(3,522.00)
237800	1988	11,121.00	1,142.00		1,391.00		(249.00)
237900	1988	22,533.00					-
238000	1988	247,152.00	(16.00)		505,594.00		(505,610.00)
238100	1988	136,792.00	8,065.00				8,065.00
238200	1988	6,294.00					-
238300	1988	11,379.00					-
238400	1988	4,702.00					-
239400	1988	2,016.00					-
239500	1988	-					-
239620	1988	418.00					-
339010	1988	28,289.00			2,068.00		(2,068.00)
339010	1988	5,936.00	1,143.00		619.00		524.00
339100	1988	274,035.00	12,543.00	11,400.00	(20.00)		23,963.00
339220	1988	4,342.00					-
339300	1988	-					-
339400	1988	2,163.00	52.00				52.00
339400	1988	-					-
339620	1988	257.00	125.00				125.00
339700	1988	33,348.00	578.00	506.00	2,420.00	(158.00)	(1,494.00)
131100	1989	4,499.00					-
131200	1989	1,150,890.00			29,619.00		(29,619.00)
131400	1989	-					-
131500	1989	97,796.00	-		-		-
131600	1989	318.00	175.00				175.00
133400	1989	74,507.00			2,186.00		(2,186.00)
133500	1989	225.00					-
135210	1989	-					-
135310	1989	27,770.00			902.00		(902.00)
135310	1989	73,189.00	5,536.00		8,344.00		(2,808.00)
135400	1989	3,250.00	-	-	-	(8,836.00)	(8,836.00)
135500	1989	131,938.00	52,868.00	33,139.00	109,983.00	(8,968.00)	(32,944.00)
135600	1989	36,537.00	22,837.00	15,696.00	31,313.00	(10,980.00)	(3,760.00)
136100	1989	2,985.00			225.00		(225.00)
136100	1989	-					-
136200	1989	84,697.00	2,803.00		7,974.00		(5,171.00)
136200	1989	233,586.00	4,818.00		33,229.00		(28,411.00)
136400	1989	251,258.00	163,339.00	4,767.00	197,053.00	(21,516.00)	(50,463.00)
136500	1989	612,376.00	398,098.00	11,619.00	480,265.00	(52,443.00)	(122,991.00)
136600	1989	27,180.00	5,791.00	213.00	4,561.00	(161.00)	1,282.00
136700	1989	185,975.00	115,195.00	2,205.00	85,975.00	(1,606.00)	29,819.00
136800	1989	276,028.00	5,540.00	(195.00)	370,908.00		(365,563.00)
136910	1989	12,193.00	5,341.00		11,112.00		(5,771.00)

Attachment to Response to DOD-FEA-1 Question No. 14

Louisville Gas & Electric Company
Salvage & Cost of Removal Study 1972 - 2019

Page 1074 of 2358

Garrett/Spanos

Acct	Year	Ret	Salvage	CP Salvage	Removal	CP Removal	Net Salvage
136920	1989	66,533.00	43,274.00	1,262.00	52,209.00	(5,685.00)	(13,358.00)
137000	1989	509,256.00	60,395.00		43,076.00		17,319.00
137310	1989	529,400.00	344,326.00	10,044.00	415,426.00	(45,234.00)	(106,290.00)
137320	1989	164,400.00	47,256.00	-	30,599.00	(220.00)	16,437.00
137340	1989	1,675.00	37.00	36.00	3,685.00		(3,612.00)
137340	1989	85.00					-
139400	1989	2,110.00					-
139500	1989	5,813.00					-
139620	1989	-					-
235120	1989	200.00					-
235140	1989	2,594.00	1,472.00	27.00	3,698.00	173.00	(2,026.00)
235240	1989	13,281.00	-	-	-		-
235250	1989	7,178.00	-	-	-		-
235300	1989	45,430.00			1,128.00		(1,128.00)
235400	1989	-					-
235500	1989	2,566.00			-		-
235600	1989	3,331.00			-		-
235700	1989	-			-		-
236700	1989	17,304.00	-		-		-
237520	1989	-					-
237600	1989	189,730.00	3,844.00	3,844.00	45,084.00	(2,895.00)	(40,291.00)
237800	1989	10,828.00	403.00		1,829.00		(1,426.00)
237900	1989	-					-
238000	1989	481,388.00	71.00		520,680.00		(520,609.00)
238100	1989	55,046.00	341.00		(433.00)		774.00
238200	1989	6,050.00					-
238300	1989	6,433.00					-
238400	1989	3,783.00					-
239400	1989	-					-
239500	1989	-					-
239620	1989	-					-
339010	1989	13,615.00			8,476.00		(8,476.00)
339010	1989	54,746.00	449.00		46,762.00		(46,313.00)
339100	1989	148,577.00	1,156.00	-	215.00		941.00
339220	1989	10,269.00	2,111.00				2,111.00
339300	1989	-					-
339400	1989	10,904.00	1,654.00		61,113.00		(59,459.00)
339400	1989	4,693.00	2,488.00				2,488.00
339620	1989	1,574.00	841.00				841.00
339700	1989	44,524.00	4,140.00	-	10,469.00	-	(6,329.00)
131100	1990	-					-
131200	1990	274,896.00			45,528.00		(45,528.00)
131400	1990	15,000.00					-
131500	1990	76,484.00	2,100.00		(16,433.00)		18,533.00
131600	1990	17,214.00			(1,000.00)		1,000.00
133500	1990	-					-
135210	1990	-					-
135310	1990	30,997.00			2,527.00		(2,527.00)
135400	1990	-					-
135500	1990	70,809.00	15,867.00	9,351.00	33,074.00	(7,260.00)	(15,116.00)
135600	1990	157,597.00	10,991.00	1,229.00	31,997.00	(1,349.00)	(21,126.00)
136100	1990	-					-
136100	1990	-					-
136200	1990	27,794.00			1,912.00		(1,912.00)
136200	1990	1,726.00	11.00		8,501.00		(8,490.00)
136400	1990	232,795.00	168,011.00	11,213.00	232,977.00	(17,834.00)	(71,587.00)
136500	1990	574,864.00	414,886.00	27,689.00	575,312.00	(44,039.00)	(176,776.00)
136600	1990	56,366.00	21,480.00	10,939.00	12,378.00	(4,150.00)	15,891.00
136700	1990	192,163.00	88,746.00	29,158.00	54,750.00	(13,930.00)	49,224.00
136800	1990	170,575.00	8,859.00		(15,313.00)		24,172.00
136910	1990	11,156.00	1,556.00		6,640.00		(5,084.00)
136920	1990	64,751.00	46,732.00	3,119.00	64,802.00	(4,960.00)	(19,911.00)
137000	1990	269,810.00	3,617.00		37,279.00		(33,662.00)
137310	1990	392,777.00	283,472.00	18,919.00	393,084.00	(30,089.00)	(120,782.00)
137320	1990	145,133.00	28,160.00	(139.00)	49,593.00	(204.00)	(21,776.00)
137340	1990	1,986.00	89.00		(177.00)		266.00
137340	1990	79.00					-
139400	1990	5,585.00					-
139500	1990	-					-
139620	1990	599.00					-
235140	1990	-					-
235240	1990	5,294.00					-
235250	1990	4,000.00					-
235300	1990	16,428.00					-
235400	1990	-					-
235600	1990	14,016.00					-
235700	1990	-					-
236700	1990	11,135.00					-

Attachment to Response to DOD-FEA-1 Question No. 14

Louisville Gas & Electric Company
Salvage & Cost of Removal Study 1972 - 2019

Page 1075 of 2358

Garrett/Spanos

Acct	Year	Ret	Salvage	CP Salvage	Removal	CP Removal	Net Salvage
237520	1990	990.00					-
237600	1990	150,123.00	17,522.00	17,522.00	26,229.00	(5,508.00)	3,307.00
237800	1990	12,149.00	2,276.00		3,090.00		(814.00)
237900	1990	41,822.00					-
238000	1990	442,828.00			549,593.00		(549,593.00)
238100	1990	99,180.00	882.00		(6,543.00)		7,425.00
238200	1990	10,525.00					-
238300	1990	6,039.00					-
238400	1990	3,634.00					-
239400	1990	-					-
239500	1990	-					-
239620	1990	-					-
339010	1990	-					-
339010	1990	297.00					-
339040	1990	1,694.00					-
339060	1990	1,139.00					-
339100	1990	927,696.00	25,036.00		(194.00)		25,230.00
339220	1990	-					-
339300	1990	-					-
339400	1990	-					-
339400	1990	-					-
339620	1990	-					-
339700	1990	157,605.00			5,806.00		(5,806.00)
131100	1991	67,462.00			17,694.00		(17,694.00)
131200	1991	514,723.00			1,963.00		(1,963.00)
131400	1991	1,406,443.00					-
131500	1991	313,936.00			1,028.00		(1,028.00)
131600	1991	15,986.00					-
133500	1991	-					-
133500	1991	525.00					-
134300	1991	8,498.00					-
135210	1991	4,469.00			500.00		(500.00)
135310	1991	129,160.00			3,993.00		(3,993.00)
135400	1991	8,495.00			2,035.00		(2,035.00)
135500	1991	139,613.00	2,581.00	(1,236.00)	42,345.00	2,236.00	(38,764.00)
135600	1991	141,259.00	3,977.00	(1,653.00)	48,614.00	3,316.00	(42,974.00)
136100	1991	210.00			479.00		(479.00)
136100	1991	-					-
136200	1991	183,243.00			17,379.00		(17,379.00)
136200	1991	162,590.00			810.00		(810.00)
136400	1991	230,349.00	161,299.00	4,472.00	208,421.00	(14,250.00)	(56,900.00)
136500	1991	806,506.00	564,748.00	15,656.00	729,733.00	(49,893.00)	(199,222.00)
136600	1991	17,777.00	552.00	176.00	9,973.00	(138.00)	(9,383.00)
136700	1991	202,959.00	42,684.00	3,245.00	130,649.00	(2,288.00)	(87,008.00)
136800	1991	221,603.00	53,954.00	(34.00)	15,120.00		38,800.00
136910	1991	1,172.00	49.00		2,750.00		(2,701.00)
136920	1991	48,468.00	33,939.00	941.00	43,854.00	(2,998.00)	(11,972.00)
137000	1991	306,721.00	1,644.00		33,402.00		(31,758.00)
137310	1991	338,835.00	237,266.00	6,578.00	306,581.00	(20,961.00)	(83,698.00)
137320	1991	114,736.00	7,252.00	1,175.00	37,842.00	(7,901.00)	(37,316.00)
137340	1991	11,303.00	2,993.00	(2.00)	839.00		2,152.00
137340	1991	555.00					-
139400	1991	2,205.00					-
139400	1991	7,634.00					-
139500	1991	-					-
139620	1991	900.00					-
235140	1991	-					-
235240	1991	17,326.00			3,313.00		(3,313.00)
235250	1991	26,100.00			5,194.00		(5,194.00)
235300	1991	61,296.00	614.00		1,150.00		(536.00)
235400	1991	4,797.00			363.00		(363.00)
235600	1991	4,736.00					-
235700	1991	-					-
236700	1991	9,540.00			256.00		(256.00)
237520	1991	607.00					-
237600	1991	263,641.00	1,203.00	1,203.00	72,307.00	(341.00)	(70,242.00)
237800	1991	12,634.00			843.00		(843.00)
237900	1991	38,238.00					-
238000	1991	520,043.00			891,568.00		(891,568.00)
238100	1991	95,454.00	911.00				911.00
238200	1991	10,450.00					-
238300	1991	20,519.00					-
238400	1991	7,205.00					-
238700	1991	6,897.00	651.00				651.00
239400	1991	-					-
239500	1991	20,443.00					-
239620	1991	30,448.00					-
339010	1991	500.00					-

Attachment to Response to DOD-FEA-1 Question No. 14

Louisville Gas & Electric Company
Salvage & Cost of Removal Study 1972 - 2019

Page 1076 of 2358

Garrett/Spanos

Acct	Year	Ret	Salvage	CP Salvage	Removal	CP Removal	Net Salvage
339010	1991	237.00					-
339100	1991	71,379.00	215.00				215.00
339220	1991	15,794.00	1,490.00				1,490.00
339300	1991	-					-
339400	1991	565.00					-
339400	1991	-					-
339620	1991	-					-
339700	1991	60,019.00	2,351.00	2,351.00	(474.00)	(1,725.00)	3,451.00
131100	1992	141,612.00			1,588.00		(1,588.00)
131200	1992	657,502.00			(37,558.00)		37,558.00
131400	1992	15,000.00					-
131500	1992	61,486.00			10,547.00		(10,547.00)
131600	1992	5,162.00					-
133500	1992	-					-
135210	1992	5,166.00			18.00		(18.00)
135310	1992	105,050.00			10,953.00		(10,953.00)
135400	1992	131,331.00	804.00		51,528.00	(904.00)	(51,628.00)
135500	1992	55,786.00	2,890.00	1,443.00	5,435.00	(187.00)	(1,289.00)
135600	1992	122,126.00	4,001.00	428.00	12,173.00	(75.00)	(7,819.00)
136100	1992	1,774.00			36.00		(36.00)
136100	1992	500.00	-		-		-
136200	1992	26,822.00			100.00		(100.00)
136200	1992	233,626.00			338.00		(338.00)
136400	1992	167,920.00	100,073.00	1,792.00	174,775.00	(12,200.00)	(85,110.00)
136500	1992	472,440.00	281,553.00	5,042.00	491,727.00	(34,324.00)	(239,456.00)
136600	1992	17,070.00	896.00		3,150.00	-	(2,254.00)
136700	1992	113,814.00	12,459.00	(1,260.00)	37,334.00	(817.00)	(26,952.00)
136800	1992	432,054.00	78,434.00	-	10,061.00		68,373.00
136910	1992	6,267.00	1,499.00		16,177.00		(14,678.00)
136920	1992	26,611.00	15,859.00	284.00	27,697.00	(1,933.00)	(13,487.00)
137000	1992	500,495.00	8,146.00		42,423.00		(34,277.00)
137310	1992	316,197.00	188,439.00	3,375.00	329,106.00	(22,972.00)	(160,264.00)
137320	1992	67,771.00	10,266.00	2,827.00	15,323.00	(1,274.00)	(3,504.00)
137340	1992	2,359.00	389.00	-	43.00		346.00
137340	1992	101.00					-
139220	1992	15,173.00	2,683.00		5.00		2,678.00
139400	1992	4,977.00					-
139500	1992	1,873.00					-
139620	1992	256.00					-
235120	1992	2,102.00					-
235140	1992	2,000.00					-
235240	1992	23,812.00			-		-
235250	1992	58,108.00			-		-
235300	1992	85,490.00	-		308.00		(308.00)
235400	1992	21,418.00			1,410.00		(1,410.00)
235600	1992	9,743.00			8,133.00		(8,133.00)
235700	1992	10,874.00			-		-
236700	1992	116,707.00			-		-
237520	1992	15,943.00			300.00		(300.00)
237600	1992	209,976.00	4,931.00	4,931.00	32,063.00	(1,196.00)	(23,397.00)
237800	1992	130,889.00			5,761.00		(5,761.00)
237900	1992	78,537.00	2,330.00				2,330.00
238000	1992	514,645.00			1,215,601.00	(207.00)	(1,215,808.00)
238100	1992	619,939.00	63.00				63.00
238200	1992	113,689.00					-
238300	1992	21,514.00			93.00		(93.00)
238400	1992	18,766.00			81.00		(81.00)
239220	1992	8,769.00	1,914.00		8.00	-	1,906.00
239400	1992	3,017.00	-		(8,012.00)		8,012.00
239400	1992	1,074.00					-
239500	1992	-					-
239620	1992	5,997.00	750.00				750.00
339010	1992	-					-
339010	1992	-					-
339100	1992	3,139,514.00	1,318.00				1,318.00
339220	1992	3,338.00	-				-
339300	1992	-					-
339400	1992	32,327.00	2,264.00				2,264.00
339400	1992	42,295.00	7,229.00				7,229.00
339620	1992	100.00	778.00				778.00
339700	1992	51,909.00	1,954.00	558.00	4,843.00	(339.00)	(2,670.00)
131100	1993	279,758.00			44,837.00		(44,837.00)
131200	1993	727,737.00	8,692.00		(130,969.00)		139,661.00
131400	1993	22,000.00			524.00		(524.00)
131500	1993	473,682.00			(6,732.00)		6,732.00
131600	1993	137,323.00					-
133100	1993	19,092.00			5,937.00		(5,937.00)
134400	1993	2,000.00			196.00		(196.00)

Attachment to Response to DOD-FEA-1 Question No. 14

Louisville Gas & Electric Company
Salvage & Cost of Removal Study 1972 - 2019

Page 1077 of 2358

Garrett/Spanos

Acct	Year	Ret	Salvage	CP Salvage	Removal	CP Removal	Net Salvage
135210	1993	28,316.00			949.00		(949.00)
135310	1993	204,560.00	5,264.00		31,374.00		(26,110.00)
135400	1993	-					-
135500	1993	19,383.00	2,293.00	2,293.00	8,553.00	(1,528.00)	(5,495.00)
135600	1993	21,079.00	1,563.00	1,554.00	1,893.00	(2,053.00)	(829.00)
136100	1993	12,449.00			1,105.00		(1,105.00)
136100	1993						-
136200	1993	22,379.00					-
136200	1993	66,582.00					-
136400	1993	176,283.00	62,759.00	597.00	168,194.00	(11,989.00)	(116,827.00)
136500	1993	534,481.00	183,514.00	1,746.00	495,651.00	(35,057.00)	(345,448.00)
136600	1993	2,544.00	39.00	20.00	2,780.00	(46.00)	(2,767.00)
136700	1993	73,068.00	10,762.00	-	78,295.00	1,698.00	(65,835.00)
136800	1993	482,224.00	107,697.00	-	81,251.00	12,178.00	38,624.00
136910	1993	87,670.00	1,404.00		32,803.00		(31,399.00)
136920	1993	31,909.00	11,360.00	108.00	30,445.00	(2,170.00)	(21,147.00)
137000	1993	467,650.00	14,632.00		42,980.00		(28,348.00)
137310	1993	365,761.00	127,423.00	1,213.00	343,076.00	(24,341.00)	(238,781.00)
137320	1993	69,450.00	2,913.00	42.00	29,167.00	(99.00)	(26,311.00)
137340	1993	-					-
137340	1993	-					-
139220	1993	5,270.00	-		270.00		(270.00)
139400	1993	7,190.00					-
139400	1993	11,274.00					-
139500	1993	132.00					-
139620	1993	-					-
235240	1993	-					-
235250	1993	15,155.00			-		-
235300	1993	26,349.00					-
235400	1993	3,927.00					-
235600	1993	14,757.00					-
236700	1993	37,225.00			-		-
237520	1993	1,314.00			92.00		(92.00)
237600	1993	268,410.00	193.00	193.00	18,996.00	(92.00)	(18,702.00)
237800	1993	27,466.00			3,182.00		(3,182.00)
237900	1993	-					-
238000	1993	985,624.00			880,392.00	(260.00)	(880,652.00)
238100	1993	462,069.00			(1,806.00)		1,806.00
238200	1993	75,350.00			(294.00)		294.00
238300	1993	11,695.00					-
238400	1993	7,339.00					-
239400	1993	-			-		-
239500	1993	-					-
239620	1993	-					-
339010	1993	24,641.00					-
339010	1993	45,264.00			9,139.00		(9,139.00)
339100	1993	46,948.00	957.00				957.00
339220	1993	431.00	-				-
339300	1993	7,909.00					-
339400	1993	-					-
339400	1993	-					-
339700	1993	64,042.00			2,666.00		(2,666.00)
131100	1994	52,490.00					-
131200	1994	518,558.00	4,250.00		102,303.00		(98,053.00)
131400	1994	110,318.00			22,262.00		(22,262.00)
131500	1994	22,000.00					-
131600	1994	-					-
135210	1994	11,420.00			541.00		(541.00)
135310	1994	131,400.00	24,844.00	9,200.00	5,789.00	(448.00)	27,807.00
135400	1994	-					-
135500	1994	85,604.00	20,099.00	17,484.00	12,095.00	(8,494.00)	16,994.00
135600	1994	96,818.00	13,317.00	6,125.00	17,323.00	(3,285.00)	(1,166.00)
136100	1994	39,323.00			651.00		(651.00)
136100	1994						-
136200	1994	103,048.00	91.00		559.00		(468.00)
136200	1994	54,420.00			444.00		(444.00)
136400	1994	194,097.00	48,428.00	8,490.00	236,526.00	(13,833.00)	(193,441.00)
136500	1994	280,298.00	70,724.00	12,399.00	345,425.00	(20,202.00)	(282,504.00)
136600	1994	1,717.00	52.00		381.00		(329.00)
136700	1994	102,703.00	25,973.00	2,946.00	64,417.00	(1,411.00)	(36,909.00)
136800	1994	2,774,303.00	190,848.00	159,308.00	74,767.00		275,389.00
136910	1994	3,677.00	231.00		16,746.00		(16,515.00)
136920	1994	14,263.00	3,604.00	632.00	17,602.00	(1,029.00)	(14,395.00)
137000	1994	595,584.00	66,339.00		28,989.00		37,350.00
137310	1994	419,634.00	106,029.00	18,589.00	517,857.00	(30,287.00)	(423,526.00)
137320	1994	89,719.00	11,966.00	24.00	33,943.00	(73.00)	(22,026.00)
137340	1994	-					-
137340	1994	-					-

Attachment to Response to DOD-FEA-1 Question No. 14

Louisville Gas & Electric Company
Salvage & Cost of Removal Study 1972 - 2019

Page 1078 of 2358

Garrett/Spanos

Acct	Year	Ret	Salvage	CP Salvage	Removal	CP Removal	Net Salvage
139220	1994	-					-
139400	1994	-					-
139400	1994	-					-
139500	1994	418.00					-
139620	1994	-					-
235240	1994	-					-
235250	1994	9,352.00					-
235300	1994	-					-
235400	1994	15,000.00					-
235600	1994	-					-
237510	1994	1,762.00			31.00		(31.00)
237520	1994	7,197.00					-
237600	1994	144,869.00	5,395.00	5,395.00	7,268.00	(834.00)	2,688.00
237800	1994	4,488.00			12,749.00		(12,749.00)
237900	1994	25,570.00					-
238000	1994	361,527.00			540,459.00		(540,459.00)
238100	1994	292,508.00	6,725.00		(52.00)		6,777.00
238200	1994	43,956.00					-
238300	1994	-					-
238400	1994	-					-
239220	1994	3,255.00	400.00		-		400.00
239400	1994	603.00	-		-		-
239500	1994	-					-
239620	1994	-					-
339010	1994	-					-
339010	1994	(2,931.00)					-
339040	1994	525.00					-
339060	1994	761.00					-
339100	1994	-					-
339220	1994	128,910.00	78,304.00		304.00		78,000.00
339300	1994	-					-
339400	1994	-					-
339400	1994	561,980.00	108,578.00		8,912.00		99,666.00
339500	1994	24,958.00	4,822.00		396.00		4,426.00
339620	1994	370,828.00	71,646.00		5,881.00		65,765.00
339700	1994	43,479.00	458.00		1,452.00		(994.00)
131100	1995	258,855.00	1,279.00		21,369.00	(4.00)	(20,094.00)
131200	1995	8,391,354.00	41,471.00		687,152.00	(139.00)	(645,820.00)
131400	1995	4,566,240.00	22,567.00		376,944.00	(75.00)	(354,452.00)
131500	1995	822,779.00	4,066.00		67,921.00	(14.00)	(63,869.00)
131600	1995	114,896.00	568.00		9,485.00	(2.00)	(8,919.00)
133100	1995	8,621.00			940.00		(940.00)
133100	1995	237.00			26.00		(26.00)
133200	1995	1,016.00			111.00		(111.00)
133400	1995	143,390.00			15,641.00		(15,641.00)
133500	1995	1,603.00			175.00		(175.00)
133500	1995	920.00			100.00		(100.00)
134300	1995	13,003.00			479.00		(479.00)
134400	1995	16,367.00			603.00		(603.00)
134500	1995	36,041.00			1,329.00		(1,329.00)
134600	1995	1,263.00			47.00		(47.00)
135210	1995	3,295.00	57.00		95.00		(38.00)
135310	1995	582,642.00	9,988.00		16,868.00		(6,880.00)
135400	1995	-					-
135500	1995	27,541.00	1,127.00	7,052.00	32,034.00	(776.00)	(24,631.00)
135600	1995	33,122.00	1,356.00	8,481.00	38,526.00	(933.00)	(29,622.00)
136100	1995	22,668.00	410.00		210.00	(5.00)	195.00
136100	1995	-					-
136200	1995	294,542.00	5,321.00		2,734.00	(63.00)	2,524.00
136200	1995	349,800.00	6,319.00		3,247.00	(75.00)	2,997.00
136400	1995	165,819.00	13,724.00		229,233.00	(46.00)	(215,555.00)
136500	1995	348,063.00	28,807.00		481,174.00	(96.00)	(452,463.00)
136600	1995	18,148.00	1,502.00		25,088.00	(5.00)	(23,591.00)
136700	1995	214,389.00	17,744.00		296,378.00	(59.00)	(278,693.00)
136800	1995	(762,161.00)	63,080.00	-	1,053,638.00	211.00	(990,347.00)
136910	1995	2,923.00	242.00		4,041.00	(1.00)	(3,800.00)
136920	1995	11,188.00	926.00		15,467.00	(3.00)	(14,544.00)
137000	1995	318,861.00	26,390.00		440,805.00	(88.00)	(414,503.00)
137310	1995	346,204.00	28,653.00		478,604.00	(96.00)	(450,047.00)
137320	1995	181,761.00	15,043.00		251,273.00	(50.00)	(236,280.00)
137340	1995	-					-
137340	1995	-					-
139220	1995	-					-
139400	1995	8,309.00	214.00		2.00		212.00
139400	1995	-					-
139500	1995	46,025.00	1,186.00		8.00		1,178.00
139620	1995	-					-
235240	1995	2,911.00			1,694.00		(1,694.00)

Attachment to Response to DOD-FEA-1 Question No. 14

Louisville Gas & Electric Company
Salvage & Cost of Removal Study 1972 - 2019

Page 1079 of 2358

Garrett/Spanos

Acct	Year	Ret	Salvage	CP Salvage	Removal	CP Removal	Net Salvage
235250	1995	4,276.00			2,488.00		(2,488.00)
235300	1995	18,779.00			10,925.00		(10,925.00)
235400	1995	4,556.00			2,651.00		(2,651.00)
235600	1995	149,973.00			87,247.00		(87,247.00)
237520	1995	-					-
237600	1995	195,058.00	2,158.00	31,171.00	109,917.00	(18,177.00)	(94,765.00)
237800	1995	13,973.00	1,769.00	3,700.00	7,039.00	(4,000.00)	(5,570.00)
237900	1995	245.00	31.00	65.00	123.00	(70.00)	(97.00)
238000	1995	478,218.00	5,292.00	76,421.00	269,480.00	(44,563.00)	(232,330.00)
238100	1995	385,541.00	4,266.00	61,611.00	217,256.00	(35,927.00)	(187,306.00)
238200	1995	77,216.00	854.00	12,339.00	43,512.00	(7,195.00)	(37,514.00)
238300	1995	101,036.00	1,118.00	16,146.00	56,935.00	(9,415.00)	(49,086.00)
238400	1995	14,886.00	165.00	2,379.00	8,389.00	(1,387.00)	(7,232.00)
239220	1995	24,778.00					-
239400	1995	69,094.00	15,502.00				15,502.00
239400	1995	8,585.00	1,926.00				1,926.00
239500	1995	16,412.00	3,682.00				3,682.00
239620	1995	-					-
339010	1995	3,418,073.00			44,439.00		(44,439.00)
339010	1995	81,451.00			1,059.00		(1,059.00)
339040	1995	-					-
339060	1995	-					-
339100	1995	79,104.00	1,050.00		1,386.00		(336.00)
339220	1995	-					-
339300	1995	25,981.00			46.00		(46.00)
339400	1995	7,086.00			12.00		(12.00)
339400	1995	-					-
339700	1995	1,667,024.00	281.00		21,942.00		(21,661.00)
131100	1996	135,288.00	6,329.00		54,054.00	(131.00)	(47,856.00)
131200	1996	2,043,488.00	95,593.00		612,578.00	(1,976.00)	(518,961.00)
131400	1996	1,314,385.00	61,486.00		529,534.00	(1,271.00)	(469,319.00)
131500	1996	348,770.00	16,315.00		140,511.00	(337.00)	(124,533.00)
131600	1996	386,595.00	18,085.00		155,750.00	(374.00)	(138,039.00)
133500	1996	4,073.00					-
134400	1996	50,000.00			5,018.00		(5,018.00)
135210	1996	5,519.00			37.00		(37.00)
135310	1996	449,821.00			3,000.00		(3,000.00)
135400	1996	26,231.00	5,363.00	917.00	50,281.00	(127.00)	(44,128.00)
135500	1996	20,902.00	4,274.00	730.00	40,066.00	(101.00)	(35,163.00)
135600	1996	67,890.00	13,881.00	2,373.00	130,137.00	(329.00)	(114,212.00)
136100	1996	45,010.00			1,134.00	(854.00)	(1,988.00)
136100	1996	-					-
136200	1996	1,449,388.00			36,529.00	(27,493.00)	(64,022.00)
136200	1996	2,852.00			72.00	(54.00)	(126.00)
136400	1996	202,113.00	25,816.00	4,472.00	101,841.00	(9,518.00)	(81,071.00)
136500	1996	388,888.00	49,672.00	8,605.00	195,954.00	(18,314.00)	(155,991.00)
136600	1996	16,344.00	2,088.00	362.00	8,235.00	(770.00)	(6,555.00)
136700	1996	408,232.00	52,143.00	9,033.00	205,701.00	(19,225.00)	(163,750.00)
136800	1996	395,687.00	50,541.00	8,756.00	199,380.00	(18,635.00)	(158,718.00)
136910	1996	-					-
136920	1996	11,661.00	1,490.00	258.00	5,876.00	(549.00)	(4,677.00)
137000	1996	246,480.00	31,483.00	5,454.00	124,197.00	(11,608.00)	(98,868.00)
137310	1996	413,959.00	52,875.00	9,160.00	208,587.00	(19,495.00)	(166,047.00)
137320	1996	481,179.00	61,461.00	10,648.00	242,458.00	(22,661.00)	(193,010.00)
137340	1996	-					-
137340	1996	-					-
139220	1996	-					-
139400	1996	3,539.00					-
139400	1996	1,212.00					-
139500	1996	9,396.00					-
139620	1996	62,362.00					-
235240	1996	21,155.00			2,095.00		(2,095.00)
235250	1996	23,940.00			2,371.00		(2,371.00)
235300	1996	127,839.00			12,661.00		(12,661.00)
235400	1996	5,047.00			500.00		(500.00)
235600	1996	32,747.00			3,243.00		(3,243.00)
237520	1996	230,334.00	1,703.00		1,590.00		113.00
237600	1996	389,237.00	7,611.00	498.00	111,637.00	(5,149.00)	(108,677.00)
237800	1996	12,427.00	92.00		86.00		6.00
237900	1996	689.00	5.00		5.00		-
238000	1996	940,163.00	18,383.00	1,202.00	269,649.00	(12,436.00)	(262,500.00)
238100	1996	474,521.00	9,279.00	607.00	136,097.00	(6,277.00)	(132,488.00)
238200	1996	161,191.00	3,152.00	206.00	46,231.00	(2,132.00)	(45,005.00)
238300	1996	-					-
238400	1996	-					-
239220	1996	21,671.00					-
239400	1996	18,483.00					-
239400	1996	5,733.00					-

Attachment to Response to DOD-FEA-1 Question No. 14

Louisville Gas & Electric Company
Salvage & Cost of Removal Study 1972 - 2019

Page 1080 of 2358

Garrett/Spanos

Acct	Year	Ret	Salvage	CP Salvage	Removal	CP Removal	Net Salvage
239500	1996	-					-
239620	1996	83,142.00					-
339010	1996	-					-
339010	1996	4,379.00	3,450.00		34,184.00		(30,734.00)
339040	1996	-					-
339060	1996	-					-
339100	1996	-					-
339220	1996	-					-
339300	1996	4,526.00	5,845.00				5,845.00
339400	1996	-					-
339400	1996	-					-
339700	1996	808,552.00			5,046.00		(5,046.00)
131100	1997	70,532.00	8,625.00		8,504.00		121.00
131200	1997	1,563,889.00	191,250.00		188,562.00		2,688.00
131400	1997	612,710.00	74,929.00		73,876.00		1,053.00
131500	1997	1,032,181.00	126,227.00		124,452.00		1,775.00
131600	1997	63,113.00	7,719.00		7,610.00		109.00
133100	1997	400.00	-		10,359.00		(10,359.00)
134400	1997	50,000.00	-		342.00		(342.00)
135310	1997	304,959.00	14,615.00		33,813.00		(19,198.00)
135500	1997	354,471.00	16,988.00		39,303.00		(22,315.00)
135600	1997	220,263.00	10,557.00		24,422.00		(13,865.00)
136200	1997	165,816.00	32,463.00		83,197.00		(50,734.00)
136200	1997	5,490.00	1,075.00		2,755.00		(1,680.00)
136400	1997	270,517.00	52,961.00		135,729.00		(82,768.00)
136500	1997	397,305.00	77,784.00		199,344.00		(121,560.00)
136600	1997	1,108.00	217.00		556.00		(339.00)
136700	1997	232,609.00	45,540.00		116,709.00		(71,169.00)
136800	1997	398,770.00	78,070.00		200,079.00		(122,009.00)
136910	1997	2,975.00	582.00		1,493.00		(911.00)
136920	1997	6,788.00	1,329.00		3,406.00		(2,077.00)
137000	1997	350,453.00	68,611.00		175,837.00		(107,226.00)
137310	1997	468,372.00	91,697.00		235,001.00		(143,304.00)
137320	1997	464,297.00	90,899.00		232,957.00		(142,058.00)
139400	1997	368.00	-		-		-
139500	1997	9,102.00	-		-		-
235250	1997	26,774.00	263.00		5,163.00		(4,900.00)
235300	1997	5,472.00	54.00		1,055.00		(1,001.00)
235400	1997	13,065.00	128.00		2,520.00		(2,392.00)
235500	1997	16,710.00	165.00		3,223.00		(3,058.00)
237600	1997	124,701.00	2,071.00		17,221.00		(15,150.00)
237800	1997	22,261.00	370.00		3,074.00		(2,704.00)
238000	1997	940,912.00	15,628.00		129,938.00		(114,310.00)
238100	1997	483,568.00	8,032.00		66,780.00		(58,748.00)
238200	1997	165,516.00	2,749.00		22,858.00		(20,109.00)
239400	1997	1,040.00	-		-		-
239400	1997	3,913.00	-		-		-
339010	1997	277,421.00	507.00		23,350.00		(22,843.00)
339040	1997	9,569.00	17.00		805.00		(788.00)
339300	1997	969.00	2.00		82.00		(80.00)
339700	1997	638,377.00	1,167.00		53,732.00		(52,565.00)
131100	1998	448,015.00	-		207,901.00		(207,901.00)
131200	1998	2,744,038.00	-		1,273,372.00		(1,273,372.00)
131400	1998	-	-		-		-
131500	1998	-	-		-		-
131600	1998	-	-		-		-
135310	1998	7,839.00	9.00		11,273.00		(11,264.00)
135400	1998	110,605.00	129.00		159,051.00		(158,922.00)
135500	1998	16,195.00	19.00		23,289.00		(23,270.00)
135600	1998	81,524.00	95.00		117,232.00		(117,137.00)
135800	1998	131,846.00	155.00		189,594.00		(189,439.00)
136100	1998	11,183.00	2,677.00		11,342.00		(8,665.00)
136200	1998	42,480.00	10,168.00		43,085.00		(32,917.00)
136400	1998	118,509.00	28,365.00		120,198.00		(91,833.00)
136500	1998	236,765.00	56,670.00		240,139.00		(183,469.00)
136600	1998	1,075.00	257.00		1,090.00		(833.00)
136700	1998	21,926.00	5,248.00		22,238.00		(16,990.00)
136800	1998	160,617.00	38,444.00		162,906.00		(124,462.00)
136910	1998	2,780.00	665.00		2,820.00		(2,155.00)
136920	1998	5,559.00	1,331.00		5,638.00		(4,307.00)
137000	1998	147,240.00	35,242.00		149,338.00		(114,096.00)
137310	1998	262,260.00	62,772.00		265,997.00		(203,225.00)
137320	1998	133,352.00	31,918.00		135,254.00		(103,336.00)
235250	1998	850.00	-		337.00		(337.00)
235300	1998	22,329.00	-		8,855.00		(8,855.00)
237600	1998	520,442.00	475.00		74,074.00		(73,599.00)
237800	1998	13,787.00	13.00		1,962.00		(1,949.00)
237900	1998	6,061.00	6.00		863.00		(857.00)

Attachment to Response to DOD-FEA-1 Question No. 14

Louisville Gas & Electric Company
Salvage & Cost of Removal Study 1972 - 2019

Page 1081 of 2358

Garrett/Spanos

Acct	Year	Ret	Salvage	CP Salvage	Removal	CP Removal	Net Salvage
238000	1998	1,328,402.00	1,212.00		189,071.00		(187,859.00)
238100	1998	111,986.00	102.00		15,939.00		(15,837.00)
238200	1998	22,875.00	20.00		3,256.00		(3,236.00)
239400	1998	13,707.00	-		-		-
239400	1998	17,600.00	-		-		-
339010	1998	26,365.00	1,755.00		(28,703.00)		30,458.00
339700	1998	105,064.00	6,993.00		(114,380.00)		121,373.00
131100	1999	110,093.00	697.00		36,068.00		(35,371.00)
131200	1999	6,407,359.00	41,005.00		2,121,390.00		(2,080,385.00)
131400	1999	5,000.00	34.00		1,782.00		(1,748.00)
131500	1999	2,918.00	21.00		1,040.00		(1,019.00)
131600	1999	-	-		-		-
134300	1999	-	-		14,899.00		(14,899.00)
135320	1999	-	-		107,665.00		(107,665.00)
136400	1999	10,018.00	59,952.00		70,733.00		(10,781.00)
136500	1999	20,082.00	120,179.00		141,791.00		(21,612.00)
136700	1999	3,140.00	18,791.00		22,170.00		(3,379.00)
139210	1999	67,299.00	-		-		-
139220	1999	10,629.00	-		-		-
139400	1999	81,365.00	-		-		-
139610	1999	95,125.00	-		-		-
139620	1999	2,710.00	-		-		-
230200	1999	200.00	-		-		-
235250	1999	14,560.00	-		827.00		(827.00)
235300	1999	49,669.00	-		2,822.00		(2,822.00)
235400	1999	8,000.00	-		455.00		(455.00)
237600	1999	3,685,503.00	-		778,706.00		(778,706.00)
238000	1999	714,531.00	-		150,973.00		(150,973.00)
239210	1999	318,611.00	-		-		-
239220	1999	11,805.00	-		-		-
330200	1999	500.00	-		-		-
330300	1999	11,232,729.00	-		-		-
339010	1999	15,527.00	(664.00)		10,150.00		(10,814.00)
339100	1999	1,597,740.00	-		-		-
339210	1999	74,705.00	-		-		-
339700	1999	284,763.00	(12,179.00)		186,148.00		(198,327.00)
131100	2000	40,964.00	-		-		-
131200	2000	1,939,284.00	319,613.00		549,421.00		(229,808.00)
131500	2000	671,474.00	-		16,128.00		(16,128.00)
133200	2000	8,455.00	-		10,197.00		(10,197.00)
133600	2000	5,682.00	-		6,852.00		(6,852.00)
134300	2000	3,969.00	-		-		-
135310	2000	1,515.00	16,998.00		105,112.00		(88,114.00)
135500	2000	33,756.00	-		-		-
135600	2000	19,149.00	-		-		-
136100	2000	2,139.00	-		-		-
136200	2000	37,760.00	-		-		-
136400	2000	63,143.00	121,595.00		649,282.00		(527,687.00)
136500	2000	85,859.00	173,188.00		694,247.00		(521,059.00)
136600	2000	216.00	104.00		183.00		(79.00)
136700	2000	24,745.00	12,836.00		27,465.00		(14,629.00)
136810	2000	331,941.00	359,601.00		36,895.00		322,706.00
136820	2000	29,598.00	-		-		-
137310	2000	57,375.00	2,598.00		120,443.00		(117,845.00)
137320	2000	47,742.00	30,303.00		71,491.00		(41,188.00)
139210	2000	828,624.00	42,937.00		(41,842.00)		84,779.00
139220	2000	13,048.00	803.00		(692.00)		1,495.00
139400	2000	10,056.00	-		-		-
139610	2000	254,699.00	15,676.00		(13,505.00)		29,181.00
235140	2000	1,765.00	-		-		-
235250	2000	10,993.00	-		-		-
235300	2000	6,702.00	-		-		-
235600	2000	78,203.00	-		-		-
235700	2000	1,384.00	-		-		-
237520	2000	20,000.00	-		11.00		(11.00)
237600	2000	448,171.00	46,252.00		520,718.00		(474,466.00)
237800	2000	73,203.00	-		89.00		(89.00)
237900	2000	5,828.00	-		-		-
238000	2000	2,034,330.00	-		105,438.00		(105,438.00)
238100	2000	843,384.00	-		-		-
238200	2000	81,721.00	-		-		-
238300	2000	17,649.00	-		-		-
238400	2000	19,750.00	-		-		-
238500	2000	4,370.00	-		-		-
239210	2000	565,832.00	(4,665.00)		(21,861.00)		17,196.00
239220	2000	9,202.00	566.00		(488.00)		1,054.00
239500	2000	2,168.00	-		-		-
239610	2000	39,994.00	2,461.00		(2,121.00)		4,582.00

Attachment to Response to DOD-FEA-1 Question No. 14

Louisville Gas & Electric Company
Salvage & Cost of Removal Study 1972 - 2019

Page 1082 of 2358

Garrett/Spanos

Acct	Year	Ret	Salvage	CP Salvage	Removal	CP Removal	Net Salvage
330200	2000	200.00	-	-	-	-	-
330310	2000	5,497,388.00	-	-	-	-	-
339010	2000	49,928.00	243,700.00	-	226,988.00	-	16,712.00
339131	2000	9,166,032.00	-	-	-	-	-
339210	2000	87,800.00	(2,229.00)	-	(3,082.00)	-	853.00
339400	2000	10,759.00	662.00	-	(570.00)	-	1,232.00
339700	2000	14,328.00	-	-	-	-	-
131020	2001	6,216.00	-	-	-	-	-
131100	2001	171,276.00	-	-	990.00	-	(990.00)
131200	2001	8,057,111.00	-	-	330,086.00	-	(330,086.00)
131500	2001	34,589.00	-	-	-	-	-
131600	2001	-	-	-	-	-	-
135310	2001	40,883.00	-	-	-	-	-
135500	2001	28,631.00	18.00	-	2,777.00	-	(2,759.00)
135600	2001	9,747.00	6.00	-	2,212.00	-	(2,206.00)
136200	2001	424,172.00	-	-	5,081.00	-	(5,081.00)
136400	2001	239,428.00	10,685.00	-	111,588.00	-	(100,903.00)
136500	2001	415,337.00	5,178.00	(6,667.00)	231,781.00	-	(233,270.00)
136600	2001	14,706.00	511.00	-	2,914.00	-	(2,403.00)
136700	2001	41,770.00	116.00	-	52,579.00	-	(52,463.00)
136920	2001	2,294.00	-	-	7,648.00	-	(7,648.00)
137310	2001	74,135.00	435.00	-	17,086.00	-	(16,651.00)
137320	2001	144,489.00	2,059.00	-	172,258.00	-	(170,199.00)
139210	2001	787,692.00	-	-	-	-	-
139610	2001	51,214.00	-	-	-	-	-
235300	2001	36,423.00	-	-	-	-	-
235400	2001	13,788.00	-	-	-	-	-
235500	2001	2,509.00	-	-	-	-	-
237600	2001	206,172.00	13,136.00	-	51,153.00	-	(38,017.00)
237800	2001	5,849.00	-	-	-	-	-
238000	2001	3,198,483.00	24,468.00	-	104,311.00	-	(79,843.00)
238100	2001	394,024.00	-	-	-	-	-
238200	2001	56,381.00	-	-	-	-	-
239210	2001	834,850.00	-	-	-	-	-
239610	2001	192,918.00	-	-	-	-	-
330300	2001	718,222.00	-	-	-	-	-
339030	2001	20,419.00	563.00	-	-	-	563.00
339210	2001	21,759.00	-	-	-	-	-
131100	2002	111,468.00	-	-	-	-	-
131200	2002	5,505,871.00	-	-	495,797.00	-	(495,797.00)
131400	2002	94,480.00	-	-	-	-	-
131500	2002	102,272.00	-	-	-	-	-
131600	2002	-	-	-	537.00	-	(537.00)
133500	2002	3,647.00	76.00	-	14.00	-	62.00
134300	2002	49,334.00	-	-	-	-	-
134400	2002	191,176.00	-	-	19,600.00	-	(19,600.00)
135310	2002	1,222,628.00	-	-	27,845.00	-	(27,845.00)
136200	2002	857.00	-	-	255.00	-	(255.00)
136400	2002	103,870.00	2,257.00	-	664,097.00	-	(661,840.00)
136500	2002	321,801.00	2,230.00	(5,210.00)	240,218.00	-	(243,198.00)
136600	2002	41,863.00	-	-	6,954.00	-	(6,954.00)
136700	2002	286,355.00	1,674.00	-	68,961.00	-	(67,287.00)
136800	2002	837,394.00	229,205.00	-	240,244.00	-	(11,039.00)
136920	2002	41,513.00	-	-	171,349.00	-	(171,349.00)
137010	2002	215,982.00	762.00	-	-	-	762.00
137020	2002	64,514.00	228.00	-	-	-	228.00
137310	2002	193,896.00	18,069.00	-	251,426.00	-	(233,357.00)
137320	2002	230,965.00	252.00	-	(81,625.00)	-	81,877.00
139210	2002	1,629,220.00	102,042.00	-	1,792.00	-	100,250.00
139500	2002	3,691.00	-	-	-	-	-
139610	2002	164,237.00	3,408.00	-	619.00	-	2,789.00
235400	2002	268,374.00	-	-	1,229.00	-	(1,229.00)
235600	2002	59,534.00	-	-	1,767.00	-	(1,767.00)
235700	2002	563.00	-	-	-	-	-
237520	2002	60.00	-	-	-	-	-
237600	2002	749,343.00	4,095.00	-	268,857.00	-	(264,762.00)
237800	2002	8,998.00	-	-	-	-	-
238000	2002	1,598,106.00	1,932.00	-	182,196.00	-	(180,264.00)
239210	2002	1,391,962.00	(99,569.00)	-	2,591.00	-	(102,160.00)
239500	2002	9,070.00	-	-	-	-	-
239610	2002	464,971.00	(36,372.00)	-	408.00	-	(36,780.00)
330300	2002	1,064,685.00	-	-	-	-	-
339010	2002	275,234.00	-	-	11,716.00	-	(11,716.00)
339110	2002	3,153.00	-	-	-	-	-
339120	2002	836.00	-	-	-	-	-
339130	2002	2,000,290.00	-	-	-	-	-
339131	2002	899,462.00	-	-	-	-	-
339210	2002	34,305.00	712.00	-	129.00	-	583.00

Attachment to Response to DOD-FEA-1 Question No. 14

Louisville Gas & Electric Company
Salvage & Cost of Removal Study 1972 - 2019

Page 1083 of 2358

Garrett/Spanos

Acct	Year	Ret	Salvage	CP Salvage	Removal	CP Removal	Net Salvage
339300	2002	8,778.00	-	-	-	-	-
339400	2002	718.00	-	-	-	-	-
339610	2002	201,261.00	-	-	-	-	-
339620	2002	2,196.00	-	-	-	-	-
339700	2002	7,983.00	-	-	-	-	-
131100	2003	865,133.31	-	-	100,648.88	-	(100,648.88)
131200	2003	7,090,284.56	-	-	960,482.71	951,288.20	(9,194.51)
131400	2003	3,077,538.11	-	-	277,920.44	-	(277,920.44)
131500	2003	74,452.00	-	-	-	-	-
131600	2003	1,599.74	-	-	436.53	-	(436.53)
131700	2003	0.05	-	-	-	-	-
133300	2003	16,963.65	-	-	26,050.65	-	(26,050.65)
134200	2003	4,128.41	-	-	8,322.00	-	(8,322.00)
134300	2003	1,344,213.36	-	-	-	-	-
135310	2003	13,874.71	-	-	8599.36	-	(8,599.36)
135500	2003	124,059.93	(516.11)	-	26,318.91	-	(26,835.02)
135600	2003	4,695.47	-	-	12,476.20	-	(12,476.20)
136100	2003	1,425.82	-	-	-	-	-
136200	2003	2,123.71	-	-	5,307.57	-	(5,307.57)
136400	2003	91,958.95	501.89	-	742,602.42	-	(742,100.53)
136500	2003	1,357,459.11	73.05	-	283,054.87	-	(282,981.82)
136700	2003	52,468.39	-	-	27,632.33	-	(27,632.33)
136810	2003	278,958.00	168,491.37	-	305,026.23	-	(136,534.86)
136820	2003	48,355.18	-	-	188,861.67	-	(188,861.67)
136920	2003	94,956.81	-	-	161,654.26	-	(161,654.26)
137010	2003	1,040,572.56	-	-	-	-	-
137020	2003	158,889.80	-	-	-	-	-
137310	2003	66,928.19	-	-	94,331.25	-	(94,331.25)
137320	2003	207,199.52	-	-	208,661.86	-	(208,661.86)
139210	2003	2,059,944.62	-	-	-	-	-
139610	2003	132,399.51	-	-	-	-	-
235300	2003	32,116.18	-	-	-	-	-
237600	2003	509,410.00	1,302.93	-	236,891.25	-	(235,588.32)
237800	2003	2,957.31	-	-	-	-	-
237900	2003	83,859.07	-	-	-	-	-
238000	2003	1,485,701.55	14.85	-	496,682.85	-	(496,668.00)
238100	2003	2,654,883.32	-	-	-	-	-
238200	2003	2,644,530.07	-	-	-	-	-
238300	2003	231,004.86	-	-	41,253.58	-	(41,253.58)
238400	2003	112,144.92	-	-	16,523.41	-	(16,523.41)
239210	2003	99,968.79	-	-	-	-	-
239610	2003	237,390.57	-	-	-	-	-
339010	2003	449,588.26	-	-	192,691.88	-	(192,691.88)
339030	2003	3,428.37	-	-	-	-	-
339131	2003	4,961,383.85	-	-	-	-	-
339210	2003	33,832.13	-	-	-	-	-
339220	2003	3,112.35	-	-	-	-	-
339610	2003	3,133.12	-	-	-	-	-
131100	2004	629,198.89	-	-	260,811.58	-	(260,811.58)
131200	2004	6,901,489.20	-	-	1,994,238.81	-	(1,994,238.81)
131400	2004	1,160,156.82	-	-	373,601.15	-	(373,601.15)
131500	2004	829,101.35	-	-	26,830.43	-	(26,830.43)
131600	2004	159,412.75	-	-	4,944.09	-	(4,944.09)
133200	2004	12,512.16	-	-	-	-	-
133500	2004	2,554.13	-	-	1,752.74	-	(1,752.74)
134100	2004	9,265.48	-	-	6,707.00	-	(6,707.00)
134200	2004	4,465.09	-	-	-	-	-
134300	2004	133,031.60	-	-	(1,270,131.94)	-	1,270,131.94
135310	2004	263,024.29	-	-	36,771.81	-	(36,771.81)
135500	2004	562.56	-	-	8,868.30	-	(8,868.30)
136200	2004	261,150.59	-	-	67,251.12	-	(67,251.12)
136400	2004	32,131.99	414.12	-	426,047.13	-	(425,633.01)
136500	2004	37,393.03	38.58	-	516,936.22	-	(516,897.64)
136600	2004	1,531.51	-	-	21,407.50	-	(21,407.50)
136700	2004	17,851.95	-	-	146,249.12	-	(146,249.12)
137310	2004	31,777.43	-	-	16,865.18	-	(16,865.18)
137320	2004	171,679.44	-	-	72,029.03	-	(72,029.03)
139210	2004	919,185.94	(7,269.47)	-	3,410.82	-	(10,680.29)
139500	2004	15,178.59	-	-	-	-	-
235120	2004	880.73	-	-	848.77	-	(848.77)
235140	2004	381.57	-	-	2,579.67	-	(2,579.67)
235210	2004	3,803.96	-	-	360.11	-	(360.11)
235250	2004	14,297.16	-	-	74,770.18	-	(74,770.18)
235300	2004	92,230.13	-	-	44,595.37	-	(44,595.37)
235400	2004	8,379.90	-	-	5,148.74	-	(5,148.74)
235600	2004	64,917.37	-	-	6,238.00	-	(6,238.00)
236700	2004	7,950.19	-	-	5,692.78	-	(5,692.78)
237600	2004	153,466.27	5,947.69	-	234,478.18	-	(228,530.49)

Attachment to Response to DOD-FEA-1 Question No. 14

Louisville Gas & Electric Company
Salvage & Cost of Removal Study 1972 - 2019

Page 1084 of 2358

Garrett/Spanos

Acct	Year	Ret	Salvage	CP Salvage	Removal	CP Removal	Net Salvage
237800	2004	74,549.04	-	-	19,058.82	-	(19,058.82)
237900	2004	57,724.03	-	-	53,866.63	-	(53,866.63)
238000	2004	217,829.80	-	-	123,223.54	-	(123,223.54)
238100	2004	55,970.09	-	-	-	-	-
238200	2004	46,822.06	-	-	-	-	-
239210	2004	217,646.01	1,368.09	-	(149,718.57)	-	151,086.66
239610	2004	50,179.86	180.83	-	77.59	-	103.24
330300	2004	17,658,936.18	-	-	-	-	-
339010	2004	994,068.39	-	-	112,046.80	-	(112,046.80)
339020	2004	1,190,893.32	-	-	45,675.60	-	(45,675.60)
339110	2004	22,391.05	-	-	-	-	-
339120	2004	1,198.55	-	-	-	-	-
339130	2004	1,233,294.92	-	-	-	-	-
339210	2004	56,850.71	466.11	-	100.04	-	366.07
339300	2004	9,970.59	-	-	-	-	-
339400	2004	252.35	-	-	-	-	-
339700	2004	437,794.18	-	-	23,147.29	-	(23,147.29)
339710	2004	241,279.23	-	-	-	-	-
131100	2005	921,450.00	-	-	114,744.17	-	(114,744.17)
131200	2005	4,197,701.00	-	-	1,079,107.73	-	(1,079,107.73)
131400	2005	464,123.00	-	-	60,425.48	-	(60,425.48)
131100	2006	697,723.53	-	-	278,679.61	-	(278,679.61)
131200	2006	27,711,972.48	577,579.57	-	10,223,500.87	-	(9,645,921.30)
131400	2006	2,965,022.02	-	-	532,311.62	-	(532,311.62)
131500	2006	1,043,303.53	-	-	59,113.06	-	(59,113.06)
131600	2006	85,294.24	-	-	1,236.93	-	(1,236.93)
133100	2006	7,649.96	-	-	76,939.27	-	(76,939.27)
133200	2006	28,263.89	-	-	11,079.81	-	(11,079.81)
133300	2006	6,705.31	-	-	43,415.36	-	(43,415.36)
133400	2006	154,675.70	-	-	84,221.20	-	(84,221.20)
133500	2006	6,783.70	-	-	6,872.83	-	(6,872.83)
134100	2006	482,673.47	-	-	18,000.00	-	(18,000.00)
134200	2006	120,034.85	-	-	-	-	-
134300	2006	6,824,068.30	-	-	51,591.13	-	(51,591.13)
134400	2006	451,117.33	-	-	-	-	-
134500	2006	360,897.21	-	-	-	-	-
134600	2006	24,766.29	-	-	-	-	-
135210	2006	1,392.15	-	-	542.62	-	(542.62)
135310	2006	2,146,396.96	-	-	367,594.83	-	(367,594.83)
135400	2006	1,876.99	-	-	10,949.73	-	(10,949.73)
135500	2006	243,925.39	-	-	329,614.95	458,909.32	129,294.37
135600	2006	187,303.74	12,503.78	-	247,786.07	190,852.11	(44,430.18)
135800	2006	20,825.16	-	-	-	-	-
136100	2006	19,330.22	-	-	14,657.28	-	(14,657.28)
136200	2006	639,554.25	-	-	239,122.39	-	(239,122.39)
136400	2006	57,426.47	-	-	290,070.24	-	(290,070.24)
136500	2006	95,400.17	-	-	434,964.22	-	(434,964.22)
136700	2006	5,805.45	-	-	7,816.20	-	(7,816.20)
136810	2006	881,630.61	40,523.18	-	225,621.29	-	(185,098.11)
136820	2006	110,306.66	-	-	416,881.87	-	(416,881.87)
136910	2006	689.20	-	-	223.41	-	(223.41)
136920	2006	17.66	-	-	5,617.30	-	(5,617.30)
137010	2006	1,626,634.94	-	-	-	-	-
137020	2006	409,163.02	-	-	-	-	-
137310	2006	81,276.06	-	-	-	-	-
137320	2006	103,176.88	-	-	-	-	-
139220	2006	42,875.87	-	-	-	-	-
139400	2006	92,702.07	-	-	(2,460.00)	-	2,460.00
139500	2006	36,895.28	-	-	-	-	-
139610	2006	26,090.46	-	-	-	-	-
139620	2006	94,399.14	-	-	-	-	-
235120	2006	2,609.62	-	-	12,437.53	-	(12,437.53)
235140	2006	2,233.59	-	-	864.00	-	(864.00)
235250	2006	48,825.27	-	-	32,192.18	-	(32,192.18)
235300	2006	128,440.62	1,717.64	-	79,226.84	-	(77,509.20)
235400	2006	373,259.43	-	-	31,920.68	-	(31,920.68)
235500	2006	7,143.01	-	-	5,202.16	-	(5,202.16)
235600	2006	213,644.62	-	-	3,460.12	-	(3,460.12)
235700	2006	4,811.50	-	-	20,640.31	-	(20,640.31)
236700	2006	8,337.88	-	-	51,392.27	-	(51,392.27)
237520	2006	283,132.53	-	-	1,779.99	-	(1,779.99)
237600	2006	123,037.60	-	-	254,316.63	-	(254,316.63)
237800	2006	627,149.99	-	-	46,989.96	-	(46,989.96)
237900	2006	10,469.81	-	-	24,384.95	-	(24,384.95)
238000	2006	340.40	-	-	241.45	-	(241.45)
238100	2006	1,599,911.61	-	-	-	-	-
238200	2006	539,557.53	-	-	-	-	-
238300	2006	377,313.38	-	-	-	-	-

Attachment to Response to DOD-FEA-1 Question No. 14

Louisville Gas & Electric Company
Salvage & Cost of Removal Study 1972 - 2019

Page 1085 of 2358

Garrett/Spanos

Acct	Year	Ret	Salvage	CP Salvage	Removal	CP Removal	Net Salvage
238400	2006	82,659.37	-		-		-
238700	2006	13,939.25	-		-		-
239220	2006	1,330.75	-		-		-
239400	2006	34,976.74	-		-		-
239500	2006	8,759.36	-		-		-
239620	2006	4,749.42	-		-		-
330300	2006	7,113,343.88	-		-		-
330320	2006	78,799.60	-		-		-
339010	2006	1,471,552.68	-		229,582.34		(229,582.34)
339020	2006	233,277.97	-		-		-
339030	2006	9,326.23	-		19,622.09		(19,622.09)
339110	2006	125,396.38	-		-		-
339120	2006	24,215.56	6,500.05		3,674.45		2,825.60
339130	2006	11,211,349.48	-		20,383.82		(20,383.82)
339131	2006	6,178,713.10	-		146,073.56		(146,073.56)
339300	2006	9,077.74	-		-		-
339400	2006	168,935.56	33,500.00		-		33,500.00
339700	2006	123,119.38	-		30,503.77		(30,503.77)
339800	2006	430,953.04	-		3,340.02		(3,340.02)
131100	2007	78,459.59	-		3,893.59		(3,893.59)
131200	2007	3,095,536.79	269,883.65	11206.43	815,489.89		(534,399.81)
131400	2007	115,564.59	-		2,599.70		(2,599.70)
131500	2007	106,068.47	-	500	23,111.22		(22,611.22)
131600	2007	76,996.44	-		-		-
133100	2007	1,101,085.23	-		417,395.32		(417,395.32)
133200	2007	22,245.59	-		8,432.78		(8,432.78)
133300	2007	973,654.70	-		369,089.42		(369,089.42)
133400	2007	27,343.56	-		10,365.30		(10,365.30)
133500	2007	43,897.85	-		16,640.63		(16,640.63)
133600	2007	150,050.36	-		56,880.53		(56,880.53)
134300	2007	158,697.00	-		2,644.83		(2,644.83)
135210	2007	22,942.97	-		3,751.28		(3,751.28)
135310	2007	665,338.94	-		290,611.90		(290,611.90)
135500	2007	105,187.72	-		208,464.28		(208,464.28)
135600	2007	1,291.85	-		7,585.46		(7,585.46)
136100	2007	391,030.21	-		2,485.64		(2,485.64)
136200	2007	1,258,625.73	-		72,771.65		(72,771.65)
136400	2007	1,821,555.27	40,543.39	5,846,142.48	371,343.85		5,515,342.02
136500	2007	630,024.48	10,233.17	38,784.59	1,289,243.62		(1,240,225.86)
136600	2007	2,190.19	-		16,319.60		(16,256.87)
136700	2007	121,047.21	-		132,551.00	62.73	(132,333.92)
136910	2007	2,361.86	-		215,321.41		(215,321.41)
137310	2007	84,640.82	1,237.69		18,853.76	133.92	(17,482.15)
137320	2007	164,283.03	5,866.15		65,753.32	897.12	(58,990.05)
139210	2007	257,535.41	-		-		-
139220	2007	18,322.92	-		487.32		(487.32)
139500	2007	7,679.98	-		-		-
235300	2007	17,940.16	-		12,936.09		(12,936.09)
235400	2007	47,351.20	-		7,738.14		(7,738.14)
235600	2007	6,129.56	-		3,414.92		(3,414.92)
237600	2007	1,556,298.10	4,646.44		47,295.88		(42,649.44)
237800	2007	10,455.20	-		1,940.93		(1,940.93)
237900	2007	19,579.58	-		6,626.59		(6,626.59)
238000	2007	14,110.31	-		76,245.84		(76,245.84)
238300	2007	217,609.06	-		56,763.32		(56,763.32)
238400	2007	29,173.78	-		70,954.05		(70,954.05)
239210	2007	980,373.85	-		-		-
239220	2007	15,738.62	-		-		-
239400	2007	2,749.11	-		-		-
239500	2007	2,729.83	-		-		-
239610	2007	574,945.88	-		-		-
239620	2007	1,844.24	-		-		-
330300	2007	4,023,890.35	-		-		-
339010	2007	1,398,874.48	-		165,304.47		(165,304.47)
339030	2007	10,295.05	-		-		-
339040	2007	74,172.67	-		-		-
339110	2007	39,919.54	-		-		-
339120	2007	9,736.63	-		-		-
339130	2007	2,828,381.40	-		-		-
339131	2007	3,353.76	-		-		-
339210	2007	48,190.15	-		-		-
339300	2007	2,200.31	-		-		-
339400	2007	32,582.96	-		-		-
339700	2007	2,574,391.53	-		62,511.20		(62,511.20)
339710	2007	39,767.38	-		-		-
131100	2008	81,615.77	-	-	16,026.72	-	(16,026.72)
131200	2008	3,796,631.33	86,661.55	-	1,500,759.61	-	(1,414,098.06)
131400	2008	7,659,947.94	-	-	46,463.87	-	(46,463.87)

Attachment to Response to DOD-FEA-1 Question No. 14

Louisville Gas & Electric Company
Salvage & Cost of Removal Study 1972 - 2019

Page 1086 of 2358

Garrett/Spanos

Acct	Year	Ret	Salvage	CP Salvage	Removal	CP Removal	Net Salvage
131500	2008	32,633.33	-	-	1,064.92	-	(1,064.92)
131600	2008	37,165.58	103,285.00	-	-	-	103,285.00
133300	2008	172,006.23	-	-	891,897.16	-	(891,897.16)
134300	2008	3,094,133.74	-	-	33,967.94	-	(33,967.94)
134400	2008	94,470.38	-	-	20,158.22	-	(20,158.22)
135210	2008	405,494.80	6,215.19	-	17,056.64	-	(10,841.45)
135310	2008	3,404,433.49	54,435.74	-	139,016.52	-	(84,580.78)
135500	2008	56,089.61	-	-	279,942.11	61,010.88	(218,931.23)
135600	2008	39,170.78	7,978.22	-	62,261.05	101,787.70	47,504.87
135700	2008	22,039.56	506.23	-	1,210.83	-	(704.60)
135800	2008	191,872.90	7,130.54	-	17,055.02	-	(9,924.48)
136100	2008	2,951,209.47	-	-	3,915.21	-	(3,915.21)
136200	2008	12,592,835.75	418.85	-	217,883.02	-	(217,464.17)
136400	2008	10,375.66	-	-	48,684.89	-	(48,684.89)
136500	2008	171,790.06	156,808.30	-	74,844.86	-	81,963.44
136600	2008	-	-	-	65.43	-	(65.43)
136700	2008	1,414.32	-	-	6,663.39	-	(6,663.39)
136800	2008	29,983.30	488,929.91	-	620,637.33	-	(131,707.42)
137310	2008	-	-	-	19,412.49	-	(19,412.49)
137320	2008	-	-	-	19,071.92	-	(19,071.92)
235120	2008	3,503.48	-	-	-	-	-
235700	2008	462.83	-	-	904.64	-	(904.64)
237600	2008	1,384,154.84	462.36	-	981,404.25	-	(980,941.89)
237800	2008	13,376.58	-	-	2,307.73	-	(2,307.73)
237900	2008	9,891.21	-	-	235.85	-	(235.85)
238300	2008	402,567.00	3,794.49	-	152,046.93	-	(148,252.44)
339010	2008	324,631.18	3,503.42	-	38,069.57	-	(34,566.15)
339040	2008	95,608.32	1,535.23	-	3,671.99	-	(2,136.76)
339700	2008	1,709,330.49	26,917.77	-	77,324.69	-	(50,406.92)
339710	2008	74,089.32	1,189.70	-	2,845.53	-	(1,655.83)
131100	2009	484,516.41	-	-	172,070.26	-	(172,070.26)
131200	2009	7,012,614.99	27,191.16	-	3,099,701.32	46,526.46	(3,025,983.70)
131400	2009	754,567.93	-	-	467,257.12	1,402.50	(465,854.62)
131500	2009	197,218.87	403,041.77	-	112,277.31	2,794.37	293,558.83
131600	2009	31,209.78	-	-	2,108.79	-	(2,108.79)
131707	2009	13,009.93	-	-	-	-	-
133400	2009	1,371.95	56,678.38	-	3,619.91	-	53,058.47
134100	2009	25,423.33	-	-	13,023.35	-	(13,023.35)
134300	2009	4,821,769.11	-	-	187,922.26	-	(187,922.26)
134400	2009	156.36	6,459.59	-	412.57	-	6,047.02
134500	2009	367.54	15,183.91	-	969.75	-	14,214.16
134707	2009	78,906.72	-	-	-	-	-
135210	2009	15,069.26	-	-	9,723.41	-	(9,723.41)
135310	2009	523,412.20	-	-	250,120.34	-	(250,120.34)
135400	2009	53,942.96	-	-	38,687.19	31,627.08	(7,060.11)
135500	2009	167,619.91	2,474.50	-	441,907.18	12,816.88	(426,615.80)
135600	2009	44,701.79	1,059.88	-	423,335.46	44,575.06	(377,700.52)
135800	2009	915.55	-	-	2,800.56	-	(2,800.56)
136100	2009	40,036.21	-	-	5,591.52	-	(5,591.52)
136200	2009	894,286.06	-	-	486,882.93	-	(486,882.93)
136400	2009	887,653.76	25,499.01	-	5,000,723.21	4,988.66	(4,970,235.54)
136500	2009	2,369,625.23	155,094.12	-	7,302,957.41	30,626.89	(7,117,236.40)
136600	2009	9,719.82	611.46	-	43,216.79	883.34	(41,721.99)
136700	2009	158,363.40	54,750.47	-	1,502,941.78	28,150.57	(1,420,040.74)
136800	2009	528,347.71	125,153.73	-	692,177.81	-	(567,024.08)
136910	2009	1,605.78	-	-	230,571.05	13.05	(230,558.00)
137000	2009	1,185,222.28	-	-	-	-	-
137310	2009	5,104.27	-	-	14,491.49	496.89	(13,994.60)
137320	2009	53,584.22	-	-	62,663.31	-	(62,663.31)
139210	2009	63,429.35	-	-	-	-	-
139220	2009	1,568.93	-	-	-	-	-
139400	2009	122,157.84	-	-	-	-	-
139610	2009	24,729.40	-	-	-	-	-
235120	2009	6,180.38	-	-	1,887.22	-	(1,887.22)
235140	2009	518.90	-	-	-	-	-
235240	2009	73,032.13	-	-	156,181.55	-	(156,181.55)
235250	2009	350,717.40	-	-	19,446.67	-	(19,446.67)
235300	2009	26,987.44	-	-	25,121.41	-	(25,121.41)
235400	2009	2,248,342.48	-	-	24,276.88	-	(24,276.88)
235500	2009	1,134.21	-	-	610.99	-	(610.99)
235600	2009	18,065.88	-	-	-	-	-
235700	2009	11,542.97	-	-	57,967.72	-	(57,967.72)
235807	2009	20,139.63	-	-	-	-	-
236700	2009	5,662.32	-	-	56,744.63	-	(56,744.63)
237520	2009	27,426.45	-	-	15,606.69	-	(15,606.69)
237600	2009	3,663,952.03	-	-	380,862.62	-	(380,862.62)
237800	2009	88,462.95	-	-	27,656.90	-	(27,656.90)
237900	2009	7,011.67	-	-	2,227.36	-	(2,227.36)

Attachment to Response to DOD-FEA-1 Question No. 14

Louisville Gas & Electric Company
Salvage & Cost of Removal Study 1972 - 2019

Page 1087 of 2358

Garrett/Spanos

Acct	Year	Ret	Salvage	CP Salvage	Removal	CP Removal	Net Salvage
238000	2009	3,245,937.23	-	-	3,480,405.26	-	(3,480,405.26)
238100	2009	1,524,628.32	-	-	2,321.16	-	(2,321.16)
238300	2009	461,021.81	1,730.35	-	122,130.08	-	(120,399.73)
238500	2009	15,456.54	-	-	-	-	-
239210	2009	68,039.84	-	-	-	-	-
239400	2009	107,752.67	-	-	-	-	-
239500	2009	6,756.83	-	-	-	-	-
239610	2009	20,077.59	-	-	-	-	-
239620	2009	3,569.93	-	-	-	-	-
330300	2009	13,110,855.89	-	-	-	-	-
339010	2009	298,691.41	-	-	108,109.40	-	(108,109.40)
339020	2009	19,423.05	-	-	10,990.00	-	(10,990.00)
339030	2009	42,096.79	-	-	14,611.98	-	(14,611.98)
339110	2009	617,861.38	-	-	-	-	-
339131	2009	1,242,731.80	-	-	-	-	-
339220	2009	7,589.20	-	-	-	-	-
339300	2009	13,173.24	-	-	-	-	-
339400	2009	5,830.81	-	-	-	-	-
339700	2009	101,874.49	29,830.00	-	3,036.98	-	26,793.02
131100	2010	176,038.33	-	-	90,160.11	-	(90,160.11)
131200	2010	3,987,133.65	45,461.74	-	597,884.33	-	(552,422.59)
131400	2010	103,475.19	-	-	3,278.27	-	(3,278.27)
131500	2010	20,993.35	-	-	18,899.08	-	(18,899.08)
131600	2010	18,529.19	-	-	-	-	-
131707	2010	3,300.00	-	-	-	-	-
134200	2010	174,611.95	-	-	-	-	-
134300	2010	10,198.19	-	-	-	-	-
135210	2010	200,353.49	-	-	-	-	-
135310	2010	335,978.72	-	-	161,304.30	-	(161,304.30)
135400	2010	125,471.54	21,571.29	-	115,830.42	-	(94,259.13)
135500	2010	59,795.82	-	-	59,415.06	-	(59,415.06)
135600	2010	163,189.49	75,752.62	-	81,482.44	-	(5,729.82)
136100	2010	5,399.39	-	-	13,863.91	-	(13,863.91)
136200	2010	100,421.18	-	-	114,943.01	-	(114,943.01)
136400	2010	1,151,011.95	10,659.15	-	2,155,537.98	-	(2,144,878.83)
136500	2010	2,089,939.79	31,711.79	-	2,163,476.73	-	(2,131,764.94)
136600	2010	133,387.59	10,169.04	-	483,415.52	-	(473,246.48)
136700	2010	1,179,733.24	7,785.75	-	449,798.84	-	(442,013.09)
136800	2010	190,083.01	125,183.19	-	240,110.22	-	(114,927.03)
136910	2010	22,543.84	-	-	160,033.12	-	(160,033.12)
136920	2010	63,113.58	-	-	127,293.86	-	(127,293.86)
137000	2010	75,697.63	-	-	-	-	-
137310	2010	929,572.75	3,610.89	-	2,269,681.57	-	(2,266,070.68)
137320	2010	80,771.92	1,761.11	-	352,671.67	-	(350,910.56)
137340	2010	87,546.43	96,556.53	-	59,363.99	-	37,192.54
139210	2010	276,315.95	-	-	-	-	-
139400	2010	2,121.07	-	-	-	-	-
139500	2010	1,496,151.35	-	-	-	-	-
139610	2010	56,702.98	-	-	-	-	-
235120	2010	14,163.04	-	-	-	-	-
235140	2010	25,726.34	63.60	-	47,604.60	-	(47,541.00)
235255	2010	504,705.86	-	-	3,426.96	-	(3,426.96)
235300	2010	279,620.16	-	-	60,619.20	-	(60,619.20)
235400	2010	1,094,362.53	-	-	45,190.46	-	(45,190.46)
235600	2010	58,123.18	-	-	27,449.41	-	(27,449.41)
236700	2010	6,099.28	-	-	19,917.95	-	(19,917.95)
237520	2010	4,564.22	-	-	13,832.64	-	(13,832.64)
237600	2010	1,626,955.41	-	-	54,867.61	-	(54,867.61)
237800	2010	98,140.31	-	-	27,829.44	-	(27,829.44)
237900	2010	37,748.73	-	-	12,901.50	-	(12,901.50)
238000	2010	41,171.84	-	-	58,468.50	-	(58,468.50)
238100	2010	11,215.64	-	-	-	-	-
238300	2010	918,068.90	9,300.67	-	69,069.85	-	(59,769.18)
238500	2010	12,109.47	-	-	14,344.16	-	(14,344.16)
239210	2010	139,830.54	-	-	-	-	-
239500	2010	430,026.54	-	-	-	-	-
239610	2010	35,486.97	-	-	-	-	-
330300	2010	9,699,197.65	-	-	-	-	-
339010	2010	245,204.58	-	-	148,381.44	-	(148,381.44)
339030	2010	31,313.95	-	-	8,139.96	-	(8,139.96)
339040	2010	288.19	-	-	1,000.00	-	(1,000.00)
339130	2010	14,558,299.96	-	-	-	-	-
339500	2010	22,281.50	-	-	-	-	-
339610	2010	26,626.21	-	-	-	-	-
339700	2010	10,744.41	-	-	9,833.65	-	(9,833.65)
130200	2011	100.00	-	-	-	-	-
131100	2011	2,867,780.04	-	-	687,334.08	-	(687,334.08)
131101	2011	1,329,199.92	-	-	568,245.24	-	(568,245.24)

Attachment to Response to DOD-FEA-1 Question No. 14

Louisville Gas & Electric Company
Salvage & Cost of Removal Study 1972 - 2019

Page 1088 of 2358

Garrett/Spanos

Acct	Year	Ret	Salvage	CP Salvage	Removal	CP Removal	Net Salvage
131200	2011	17,737,600.22	34,636.38	-	2,541,970.32	-	(2,507,333.94)
131400	2011	3,093,988.16	-	-	109,173.37	-	(109,173.37)
131500	2011	639,406.99	-	-	243,699.76	-	(243,699.76)
131600	2011	66,011.56	-	-	-	-	-
131707	2011	732,205.04	-	-	-	-	-
133200	2011	155,564.63	-	-	-	-	-
133300	2011	55,573.58	-	-	34,591.42	-	(34,591.42)
133400	2011	18,752.79	-	-	3,760.00	-	(3,760.00)
133500	2011	52.87	-	-	-	-	-
134200	2011	95,084.46	-	-	22,263.71	-	(22,263.71)
134300	2011	864,934.42	-	-	246,197.81	-	(246,197.81)
134400	2011	46,426.53	-	-	6,632.08	-	(6,632.08)
134500	2011	8,551.95	-	-	12,756.05	-	(12,756.05)
134600	2011	1,140.74	-	-	33,120.15	-	(33,120.15)
135310	2011	1,148,920.71	-	-	69,770.99	-	(69,770.99)
135400	2011	20.82	-	-	4,243.74	-	(4,243.74)
135500	2011	276,058.31	-	-	206,653.93	-	(206,653.93)
135600	2011	165,678.60	-	-	(71,739.96)	-	71,739.96
135800	2011	8,492.29	-	-	2,951.47	-	(2,951.47)
136100	2011	14,410.56	-	-	13,563.65	-	(13,563.65)
136200	2011	517,601.91	-	-	226,622.63	-	(226,622.63)
136400	2011	1,601,286.08	20,668.02	-	1,269,326.21	-	(1,248,658.19)
136500	2011	185,026.15	60,170.05	-	966,849.31	-	(906,679.26)
136600	2011	9,214.26	11,341.57	-	81,225.75	-	(69,884.18)
136700	2011	299,028.05	100,653.52	-	350,205.13	-	(249,551.61)
136800	2011	89,117.63	203,667.60	-	240,210.69	-	(36,543.09)
136910	2011	4,230.05	-	-	145,587.14	-	(145,587.14)
136920	2011	47,314.75	-	-	69,896.06	-	(69,896.06)
137000	2011	20,203.53	-	-	-	-	-
137310	2011	3,349,954.20	-	-	703,670.67	-	(703,670.67)
137320	2011	627,618.63	7,631.87	-	604,677.47	-	(597,045.60)
139210	2011	1,875,946.16	-	-	-	-	-
139220	2011	17,070.07	-	-	-	-	-
139400	2011	134,421.32	-	-	-	-	-
139610	2011	108,665.53	-	-	-	-	-
139620	2011	4,428.76	-	-	-	-	-
230200	2011	800.00	-	-	-	-	-
235120	2011	14,882.02	-	-	22,480.35	-	(22,480.35)
235140	2011	34,699.01	-	-	10,953.08	-	(10,953.08)
235240	2011	70,145.45	-	-	165,954.62	-	(165,954.62)
235250	2011	108,604.04	-	-	258,005.34	-	(258,005.34)
235255	2011	412,877.39	-	-	310,667.08	-	(310,667.08)
235300	2011	192,991.73	-	-	47,571.56	-	(47,571.56)
235400	2011	450,120.60	-	-	13,161.93	-	(13,161.93)
235600	2011	22,682.97	-	-	3,182.76	-	(3,182.76)
235700	2011	2,705.00	-	-	-	-	-
235805	2011	1,530.61	-	-	-	-	-
235807	2011	393,874.85	-	-	-	-	-
236700	2011	20,299.95	-	-	46,319.99	-	(46,319.99)
237510	2011	16,951.29	-	-	11,364.00	-	(11,364.00)
237600	2011	4,156,176.14	-	-	772,181.65	-	(772,181.65)
237800	2011	53,302.72	-	-	95,653.13	-	(95,653.13)
237900	2011	59,020.70	-	-	14,153.61	-	(14,153.61)
238000	2011	135,082.68	-	-	593,858.74	-	(593,858.74)
238100	2011	52,310.40	-	-	-	-	-
238300	2011	380,488.04	3,121.65	-	14,395.36	-	(11,273.71)
238807	2011	75,039.27	-	-	-	-	-
239210	2011	668,359.98	-	-	-	-	-
239220	2011	11,515.30	-	-	-	-	-
239400	2011	392,580.90	-	-	-	-	-
239610	2011	422,274.03	-	-	-	-	-
330200	2011	4,200.00	-	-	-	-	-
330300	2011	4,364,050.60	-	-	-	-	-
339010	2011	289,795.79	-	-	214,911.45	-	(214,911.45)
339010	2011	125,390.35	-	-	34,153.20	-	(34,153.20)
339030	2011	126,344.00	-	-	4,073.03	-	(4,073.03)
339040	2011	216.41	-	-	6.97	-	(6.97)
339110	2011	4,647,823.89	-	-	-	-	-
339120	2011	1,700,268.24	-	-	-	-	-
339130	2011	3,443,867.72	-	-	-	-	-
339131	2011	388,746.00	-	-	-	-	-
339140	2011	958,811.24	-	-	-	-	-
339300	2011	146,569.23	-	-	-	-	-
339400	2011	452,595.80	-	-	-	-	-
339700	2011	154,551.56	-	-	79,818.11	-	(79,818.11)
339800	2011	594,390.05	-	-	-	-	-
130100	2012	-	-	-	-	-	-
130200	2012	-	-	-	-	-	-

Attachment to Response to DOD-FEA-1 Question No. 14

Louisville Gas & Electric Company
Salvage & Cost of Removal Study 1972 - 2019

Page 1089 of 2358

Garrett/Spanos

Acct	Year	Ret	Salvage	CP Salvage	Removal	CP Removal	Net Salvage
131020	2012	1,897.91	-	-	(51,000.00)		51,000.00
131100	2012	346,525.05	-	-	394,901.53	12,231.38	(382,670.15)
131101	2012	-	-	-	-		-
131110	2012	-	-	-	-		-
131200	2012	11,636,250.72	199,351.16	-	2,341,492.84	131,713.13	(2,010,428.55)
131201	2012	-	-	-	-		-
131400	2012	2,675,753.89	-	-	1,278,416.71		(1,278,416.71)
131500	2012	282,287.29	11,875.00	-	303,244.58	669.50	(290,700.08)
131501	2012	-	-	-	-		-
131600	2012	20,219.23	-	-	-	0.01	0.01
131707	2012	26,690.28	-	-	-		-
133020	2012	-	-	-	-		-
133100	2012	9,438.00	-	-	1,270.62		(1,270.62)
133200	2012	34,230.05	-	-	-		-
133300	2012	181,376.45	-	-	-		-
133400	2012	312.00	-	-	-		-
133500	2012	-	-	-	-		-
133600	2012	-	-	-	-		-
133707	2012	-	-	-	-		-
134020	2012	-	-	-	-		-
134100	2012	-	-	-	-		-
134200	2012	-	-	-	-		-
134300	2012	4,352,087.84	-	-	491,905.12		(491,905.12)
134400	2012	9,823.08	-	-	21,038.29		(21,038.29)
134500	2012	19,982.36	-	-	30,857.75		(30,857.75)
134600	2012	-	-	-	-		-
134705	2012	-	-	-	-		-
134707	2012	-	-	-	-		-
135010	2012	-	-	-	-		-
135020	2012	-	-	-	-		-
135210	2012	-	-	-	-		-
135310	2012	3,119,014.89	217,828.29	-	429,669.86	17,302.27	(194,539.30)
135311	2012	-	-	-	-		-
135400	2012	133,814.82	86,867.00	-	132,972.83	89,454.80	43,348.97
135500	2012	147,653.38	-	-	269,347.95	34,210.83	(235,137.12)
135600	2012	265,926.87	9,998.73	-	247,782.36	15,713.74	(222,069.89)
135700	2012	166,872.46	48,334.29	-	131,158.18	120,573.35	37,749.46
135800	2012	239,383.69	56,018.12	-	149,924.28	139,741.20	45,835.04
135915	2012	-	-	-	-		-
135917	2012	-	-	-	-		-
136020	2012	-	-	-	-		-
136025	2012	-	-	-	-		-
136100	2012	11,160.33	-	-	9,313.73		(9,313.73)
136200	2012	824,387.57	1,770.89	-	126,025.48		(124,254.59)
136205	2012	-	-	-	-		-
136400	2012	1,171,918.70	16,631.13	-	2,198,013.09	12,997.23	(2,168,384.73)
136500	2012	2,359,916.79	16,967.69	-	2,395,169.21	72,538.86	(2,305,662.66)
136600	2012	169,432.12	3,254.90	-	152,312.11	224.47	(148,832.74)
136700	2012	614,279.44	24,417.00	-	866,824.99	12,332.76	(830,075.23)
136800	2012	414,814.52	226,939.49	-	245,951.10		(19,011.61)
136910	2012	125,015.29	3,976.19	-	715,256.17	2,203.45	(709,076.53)
136920	2012	60,107.65	-	-	318,943.71		(318,943.71)
137000	2012	122,852.49	-	-	-		-
137310	2012	997,659.26	2,897.20	-	554,233.77	4,948.81	(546,387.76)
137320	2012	239,300.40	1,238.10	-	195,141.16	8.02	(193,895.04)
137340	2012	-	-	-	-		-
137405	2012	-	-	-	-		-
137407	2012	-	-	-	-		-
139210	2012	627,925.13	-	-	-		-
139220	2012	-	-	-	-		-
139400	2012	-	-	-	-		-
139500	2012	-	-	-	-		-
139610	2012	144,603.03	-	-	-		-
139620	2012	-	-	-	-		-
139720	2012	-	-	-	-		-
230200	2012	-	-	-	-		-
235010	2012	-	-	-	-		-
235020	2012	-	-	-	-		-
235120	2012	23,719.52	-	-	2,118.62		(2,118.62)
235130	2012	-	-	-	-		-
235140	2012	2,727.78	-	-	2,437.80		(2,437.80)
235210	2012	-	-	-	-		-
235220	2012	-	-	-	-		-
235230	2012	-	-	-	-		-
235240	2012	-	-	-	-		-
235250	2012	-	-	-	-		-
235255	2012	231,253.53	-	-	-		-
235300	2012	32,696.98	-	-	-		-

Attachment to Response to DOD-FEA-1 Question No. 14

Louisville Gas & Electric Company
Salvage & Cost of Removal Study 1972 - 2019

Page 1090 of 2358

Garrett/Spanos

Acct	Year	Ret	Salvage	CP Salvage	Removal	CP Removal	Net Salvage
235400	2012	97,054.34	-	-	6,957.75		(6,957.75)
235500	2012	6,382.04	-	-	2,344.05		(2,344.05)
235600	2012	69,738.64	-	-	56,392.84		(56,392.84)
235700	2012	-	-	-	-		-
235805	2012	-	-	-	-		-
235807	2012	119,408.93	-	-	-		-
236520	2012	-	-	-	-		-
236700	2012	65,830.13	-	-	505,315.66		(505,315.66)
237207	2012	174,960.80	-	-	-		-
237412	2012	-	-	-	-		-
237422	2012	-	-	-	-		-
237510	2012	-	-	-	-		-
237520	2012	50,216.44	-	-	9,144.00		(9,144.00)
237600	2012	2,570,159.88	-	-	657,089.62		(657,089.62)
237800	2012	62,101.69	-	-	145,225.77		(145,225.77)
237900	2012	103,132.33	-	-	59,054.10		(59,054.10)
238000	2012	177,936.72	1,902.01	-	502,668.95		(502,668.94)
238100	2012	21,456.05	-	-	160.76		(160.76)
238300	2012	34,186.56	-	-	73.73		(73.73)
238500	2012	-	-	-	-		-
238700	2012	-	-	-	-		-
238805	2012	-	-	-	-		-
238807	2012	291,768.42	-	-	-		-
239210	2012	310,706.10	-	-	-		-
239220	2012	-	-	-	-		-
239400	2012	-	-	-	-		-
239500	2012	-	-	-	-		-
239610	2012	38,114.52	-	-	-		-
239620	2012	-	-	-	-		-
239720	2012	-	-	-	-		-
312101	2012	-	-	-	-		-
312102	2012	-	-	-	-		-
312103	2012	-	-	-	-		-
312104	2012	-	-	-	-		-
312192	2012	-	-	-	-		-
330100	2012	-	-	-	-		-
330200	2012	-	-	-	-		-
330300	2012	5,324,541.93	-	-	-		-
330310	2012	-	-	-	-		-
330320	2012	-	-	-	-		-
338910	2012	-	-	-	-		-
338920	2012	-	-	-	-		-
339010	2012	141,161.23	-	-	25,220.85		(25,220.85)
339020	2012	-	-	-	-		-
339030	2012	126,116.15	-	-	13,917.56		(13,917.56)
339040	2012	-	-	-	-		-
339060	2012	-	-	-	-		-
339110	2012	-	-	-	-		-
339120	2012	-	-	-	-		-
339130	2012	-	-	-	-		-
339131	2012	1,791,812.48	-	-	-		-
339133	2012	-	-	-	-		-
339140	2012	-	-	-	-		-
339210	2012	18,895.24	-	-	-		-
339220	2012	-	-	-	-		-
339300	2012	-	-	-	-		-
339400	2012	-	-	-	-		-
339500	2012	-	-	-	-		-
339610	2012	-	-	-	-		-
339620	2012	-	-	-	-		-
339700	2012	9,920,467.03	3,000.00	-	34,954.33		(31,954.33)
339710	2012	1,458,950.07	-	-	-		-
339800	2012	-	-	-	-		-
339915	2012	-	-	-	-		-
130100	2013	-	-	-	-		-
130200	2013	-	-	-	-		-
131020	2013	-	-	-	-		-
131100	2013	524,191.47	398.16	-	837,767.62	2,396.46	(834,973.00)
131101	2013	-	-	-	-		-
131105	2013	-	-	-	-		-
131110	2013	-	-	-	-		-
131200	2013	5,121,552.64	76,188.53	-	3,902,276.61	158,088.66	(3,667,999.42)
131201	2013	-	-	-	-		-
131400	2013	998,736.38	-	-	661,894.25		(661,894.25)
131500	2013	671,067.87	-	-	30,949.72	3,042.37	(27,907.35)
131501	2013	-	-	-	-		-
131600	2013	7,457.07	-	-	-		-
131707	2013	1,220,420.39	-	-	-		-

Attachment to Response to DOD-FEA-1 Question No. 14

Louisville Gas & Electric Company
Salvage & Cost of Removal Study 1972 - 2019

Page 1091 of 2358

Garrett/Spanos

Acct	Year	Ret	Salvage	CP Salvage	Removal	CP Removal	Net Salvage
133020	2013	-	-	-	-	-	-
133100	2013	43,799.14	-	-	-	-	-
133200	2013	-	-	-	186,013.49	-	(186,013.49)
133300	2013	200.47	-	-	998,102.46	-	(998,102.46)
133400	2013	-	-	-	-	-	-
133500	2013	-	-	-	-	-	-
133600	2013	-	-	-	-	-	-
133707	2013	1,450.15	-	-	-	-	-
134020	2013	-	-	-	-	-	-
134100	2013	-	-	-	-	-	-
134200	2013	-	-	-	-	-	-
134300	2013	2,362,677.73	-	-	180,390.62	-	(180,390.62)
134400	2013	-	-	-	-	-	-
134500	2013	57,671.45	-	-	0.03	-	(0.03)
134600	2013	-	-	-	-	-	-
134705	2013	-	-	-	-	-	-
134707	2013	-	-	-	-	-	-
135010	2013	-	-	-	-	-	-
135020	2013	-	-	-	-	-	-
135210	2013	-	-	-	-	-	-
135310	2013	789,941.01	-	-	298,041.12	12,959.14	(285,081.98)
135311	2013	-	-	-	-	-	-
135400	2013	84,625.81	-	-	10,254.47	-	(10,254.47)
135500	2013	154,718.85	-	-	442,667.00	35,110.25	(407,556.75)
135600	2013	286,923.60	23,276.59	-	526,224.14	2,454.67	(500,492.88)
135700	2013	-	-	-	-	-	-
135800	2013	-	-	-	-	-	-
135915	2013	-	-	-	-	-	-
135917	2013	-	-	-	-	-	-
136020	2013	-	-	-	-	-	-
136025	2013	-	-	-	-	-	-
136100	2013	13,608.85	-	-	7,161.31	-	(7,161.31)
136200	2013	1,574,061.59	558.60	-	334,507.37	-	(333,948.77)
136205	2013	-	-	-	-	-	-
136400	2013	928,004.24	4,891.68	-	887,595.47	50,818.43	(831,885.36)
136500	2013	1,851,318.95	5,944.72	-	1,619,864.56	51,630.42	(1,562,289.42)
136600	2013	13,099.37	-	-	3,060.20	-	(3,060.20)
136700	2013	322,299.72	-	-	88,585.96	1,007.66	(87,578.30)
136800	2013	1,357,713.99	146,906.55	-	81,824.25	-	65,082.30
136910	2013	11,529.26	-	-	24,386.68	1,543.10	(22,843.58)
136920	2013	6,209.33	-	-	-	-	-
137000	2013	107,835.57	-	-	-	-	-
137310	2013	1,358,315.72	-	-	568,402.04	5,900.13	(562,501.91)
137320	2013	457,632.47	1,426.42	-	301,568.57	-	(300,142.15)
137340	2013	-	-	-	-	-	-
137405	2013	-	-	-	-	-	-
137407	2013	-	-	-	-	-	-
139210	2013	40,601.02	-	-	-	-	-
139220	2013	-	-	-	-	-	-
139400	2013	-	-	-	-	-	-
139500	2013	-	-	-	-	-	-
139610	2013	103,943.24	-	-	-	-	-
139620	2013	-	-	-	-	-	-
139720	2013	-	-	-	-	-	-
230200	2013	-	-	-	-	-	-
235010	2013	-	-	-	-	-	-
235020	2013	-	-	-	-	-	-
235120	2013	73,060.52	-	-	2,739.66	-	(2,739.66)
235130	2013	-	-	-	-	-	-
235140	2013	63,298.21	-	-	48,294.82	-	(48,294.82)
235210	2013	-	-	-	-	-	-
235220	2013	-	-	-	-	-	-
235230	2013	-	-	-	-	-	-
235240	2013	8,236.93	-	-	-	-	-
235250	2013	-	-	-	-	-	-
235255	2013	147,819.39	-	-	15,583.75	-	(15,583.75)
235300	2013	88,600.60	-	-	17,862.83	-	(17,862.83)
235400	2013	103,148.00	-	-	11,735.79	-	(11,735.79)
235500	2013	-	-	-	-	-	-
235600	2013	414,542.98	-	-	1,747.96	-	(1,747.96)
235700	2013	24,779.21	-	-	109.39	-	(109.39)
235805	2013	47,890.87	-	-	-	-	-
235807	2013	-	-	-	-	-	-
236520	2013	-	-	-	-	-	-
236700	2013	8,667.86	-	-	272,808.09	-	(272,808.09)
237207	2013	90,574.19	-	-	-	-	-
237412	2013	-	-	-	-	-	-
237422	2013	-	-	-	-	-	-

Attachment to Response to DOD-FEA-1 Question No. 14

Louisville Gas & Electric Company
Salvage & Cost of Removal Study 1972 - 2019

Page 1092 of 2358

Garrett/Spanos

Acct	Year	Ret	Salvage	CP Salvage	Removal	CP Removal	Net Salvage
237510	2013	167.36	-	-	-	-	-
237520	2013	3,744.41	-	-	2,208.22	-	(2,208.22)
237600	2013	2,785,050.73	-	-	364,736.66	3,149.23	(361,587.43)
237610	2013	-	-	-	-	-	-
237800	2013	1,838,098.44	-	-	2,143.78	-	(2,143.78)
237900	2013	277,750.54	-	-	44,861.60	-	(44,861.60)
238000	2013	3,696,998.22	-	-	268,337.99	-	(268,337.99)
238010	2013	-	-	-	-	-	-
238100	2013	48,974.36	15,720.38	-	135,572.08	-	(119,851.70)
238300	2013	-	-	-	-	-	-
238500	2013	-	-	-	-	-	-
238700	2013	-	-	-	-	-	-
238805	2013	-	-	-	-	-	-
238807	2013	183,448.20	-	-	-	-	-
239210	2013	80,756.74	-	-	-	-	-
239220	2013	-	-	-	-	-	-
239400	2013	-	-	-	-	-	-
239500	2013	-	-	-	-	-	-
239610	2013	10,344.82	-	-	-	-	-
239620	2013	-	-	-	-	-	-
239720	2013	-	-	-	-	-	-
312101	2013	-	-	-	-	-	-
312102	2013	-	-	-	-	-	-
312103	2013	-	-	-	-	-	-
312104	2013	-	-	-	-	-	-
312192	2013	-	-	-	-	-	-
330100	2013	-	-	-	-	-	-
330200	2013	-	-	-	-	-	-
330300	2013	905,817.04	-	-	-	-	-
330310	2013	-	-	-	-	-	-
330320	2013	-	-	-	-	-	-
338910	2013	-	-	-	-	-	-
338920	2013	-	-	-	-	-	-
339010	2013	402,973.29	-	-	35,638.11	-	(35,638.11)
339020	2013	-	-	-	-	-	-
339030	2013	4,924.39	-	-	3,774.47	-	(3,774.47)
339040	2013	2,747.74	-	-	17,435.83	-	(17,435.83)
339060	2013	-	-	-	-	-	-
339110	2013	-	-	-	-	-	-
339120	2013	-	-	-	-	-	-
339130	2013	-	-	-	-	-	-
339131	2013	207,639.57	-	-	-	-	-
339133	2013	-	-	-	-	-	-
339140	2013	-	-	-	-	-	-
339200	2013	-	-	-	-	-	-
339210	2013	-	-	-	-	-	-
339220	2013	-	-	-	-	-	-
339300	2013	-	-	-	-	-	-
339400	2013	-	-	-	-	-	-
339500	2013	-	-	-	-	-	-
339610	2013	-	-	-	-	-	-
339620	2013	-	-	-	-	-	-
339700	2013	18,963.92	-	-	52,795.26	-	(52,795.26)
339710	2013	-	-	-	-	-	-
339800	2013	-	-	-	-	-	-
339915	2013	-	-	-	-	-	-
130100	2014	-	-	-	-	-	-
130200	2014	-	-	-	-	-	-
131020	2014	-	-	-	-	-	-
131100	2014	639,283.27	-	-	404,042.82	76,791.65	(327,251.17)
131101	2014	-	-	-	-	-	-
131105	2014	-	-	-	-	-	-
131110	2014	-	-	-	-	-	-
131200	2014	6,768,407.96	-	-	1,079,308.29	72,378.78	(1,006,929.51)
131201	2014	-	-	-	-	-	-
131400	2014	564,792.19	-	-	488,403.42	12,236.48	(476,166.94)
131500	2014	196,133.21	-	-	211,868.82	-	(211,868.82)
131501	2014	-	-	-	-	-	-
131600	2014	94,076.71	-	-	-	-	-
131707	2014	17,630.85	-	-	-	-	-
133020	2014	-	-	-	-	-	-
133100	2014	13,365.63	-	-	7,404.64	-	(7,404.64)
133200	2014	161,057.81	-	-	-	-	-
133300	2014	301,529.68	-	-	-	-	-
133400	2014	2,725.53	-	-	-	-	-
133500	2014	-	-	-	-	-	-
133600	2014	-	-	-	-	-	-
133707	2014	-	-	-	-	-	-

Attachment to Response to DOD-FEA-1 Question No. 14

Louisville Gas & Electric Company
Salvage & Cost of Removal Study 1972 - 2019

Page 1093 of 2358

Garrett/Spanos

Acct	Year	Ret	Salvage	CP Salvage	Removal	CP Removal	Net Salvage
134020	2014	-	-	-	-	-	-
134100	2014	-	-	-	-	-	-
134200	2014	-	-	-	-	-	-
134300	2014	(52,396.24)	6,771.00	-	84,508.18	-	(77,737.18)
134400	2014	248,505.98	-	-	-	-	-
134500	2014	-	-	-	-	-	-
134600	2014	-	-	-	-	-	-
134705	2014	-	-	-	-	-	-
134707	2014	-	-	-	-	-	-
135010	2014	-	-	-	-	-	-
135020	2014	-	-	-	-	-	-
135210	2014	8,172.71	-	-	18,886.25	-	(18,886.25)
135310	2014	458,805.19	54,000.00	-	141,101.66	-	(87,101.66)
135311	2014	-	-	-	-	-	-
135400	2014	127,267.54	2,447.70	-	303,744.36	(20,377.49)	(321,674.15)
135500	2014	252,096.46	31,286.88	-	407,782.34	-	(376,495.46)
135600	2014	409,195.47	8,850.95	-	267,951.08	23,337.64	(235,762.49)
135700	2014	-	-	-	-	-	-
135800	2014	-	-	-	-	-	-
135915	2014	-	-	-	-	-	-
135917	2014	-	-	-	-	-	-
136020	2014	-	-	-	-	-	-
136025	2014	-	-	-	-	-	-
136100	2014	16,653.16	-	-	-	-	-
136200	2014	323,004.73	2,748.39	-	191,927.82	26,646.50	(162,532.93)
136205	2014	-	-	-	-	-	-
136400	2014	1,350,738.75	213,141.18	-	3,055,576.20	84,043.47	(2,758,391.55)
136500	2014	1,732,260.08	59,994.94	-	1,572,210.23	145,944.77	(1,366,270.52)
136600	2014	3,120.92	-	-	8,189.69	-	(8,189.69)
136700	2014	621,292.66	88,411.31	-	919,655.21	4,055.86	(827,188.04)
136800	2014	895,123.71	294,942.21	-	168,914.83	29,366.44	155,393.82
136910	2014	344.11	-	-	808.22	-	(808.22)
136920	2014	-	-	-	-	-	-
137000	2014	178,035.20	-	-	-	-	-
137310	2014	946,872.11	27,260.17	-	826,748.36	12,588.35	(786,899.84)
137320	2014	543,673.56	2,638.74	-	285,954.87	94.66	(283,221.47)
137340	2014	-	-	-	-	-	-
137405	2014	515.96	-	-	-	-	-
137407	2014	10,341.33	-	-	-	-	-
139210	2014	110,843.49	-	-	-	-	-
139220	2014	-	-	-	-	-	-
139400	2014	-	-	-	-	-	-
139500	2014	-	-	-	-	-	-
139610	2014	-	-	-	-	-	-
139620	2014	-	-	-	-	-	-
139720	2014	-	-	-	-	-	-
230200	2014	-	-	-	-	-	-
235010	2014	-	-	-	-	-	-
235020	2014	-	-	-	-	-	-
235120	2014	695.25	-	-	-	-	-
235130	2014	-	-	-	-	-	-
235140	2014	10,396.83	-	-	35,000.00	-	(35,000.00)
235210	2014	-	-	-	-	-	-
235220	2014	-	-	-	-	-	-
235230	2014	-	-	-	-	-	-
235240	2014	45,343.19	-	-	103,486.80	-	(103,486.80)
235250	2014	-	-	-	-	-	-
235255	2014	113,826.14	-	-	243,948.78	-	(243,948.78)
235300	2014	56,041.45	-	-	29,757.66	-	(29,757.66)
235400	2014	101,548.79	414.66	-	41,978.28	-	(41,563.62)
235500	2014	40,157.06	-	-	41,334.42	-	(41,334.42)
235600	2014	152,763.10	-	-	128,604.49	-	(128,604.49)
235700	2014	106,887.80	767.34	-	11,494.48	-	(10,727.14)
235805	2014	32,559.31	-	-	-	-	-
235807	2014	151,634.02	-	-	-	-	-
236520	2014	-	-	-	-	-	-
236700	2014	441,353.31	-	-	187,257.84	-	(187,257.84)
237207	2014	99,184.48	-	-	-	-	-
237412	2014	-	-	-	-	-	-
237422	2014	-	-	-	-	-	-
237510	2014	18,106.27	-	-	2,429.81	-	(2,429.81)
237520	2014	9,678.96	-	-	9,300.00	-	(9,300.00)
237600	2014	3,106,364.95	-	-	559,487.96	1,350.00	(558,137.96)
237610	2014	-	-	-	-	-	-
237800	2014	1,766.30	-	-	-	-	-
237900	2014	47,417.89	-	-	32,316.61	-	(32,316.61)
238000	2014	3,862,707.15	-	-	312,017.15	-	(312,017.15)
238010	2014	-	-	-	-	-	-

Attachment to Response to DOD-FEA-1 Question No. 14

Louisville Gas & Electric Company
Salvage & Cost of Removal Study 1972 - 2019

Page 1094 of 2358

Garrett/Spanos

Acct	Year	Ret	Salvage	CP Salvage	Removal	CP Removal	Net Salvage
238100	2014	1,136,716.65	8,762.88	-	115,036.64	-	(106,273.76)
238300	2014	219,487.51	-	-	510.00	-	(510.00)
238500	2014	-	-	-	-	-	-
238700	2014	-	-	-	-	-	-
238805	2014	-	-	-	-	-	-
238807	2014	256,518.91	-	-	-	-	-
239210	2014	-	-	-	-	-	-
239220	2014	2,860.83	97.40	-	7.11	-	90.29
239400	2014	-	-	-	-	-	-
239500	2014	-	-	-	-	-	-
239610	2014	134,492.17	-	-	-	-	-
239620	2014	-	-	-	-	-	-
239720	2014	-	-	-	-	-	-
312101	2014	-	-	-	-	-	-
312102	2014	-	-	-	-	-	-
312103	2014	-	-	-	-	-	-
312104	2014	-	-	-	-	-	-
312192	2014	-	-	-	-	-	-
330100	2014	-	-	-	-	-	-
330200	2014	-	-	-	-	-	-
330300	2014	1,245,226.63	-	-	-	-	-
330310	2014	-	-	-	-	-	-
330320	2014	-	-	-	-	-	-
338910	2014	-	-	-	-	-	-
338920	2014	-	-	-	-	-	-
339010	2014	258,315.82	-	-	44,055.01	-	(44,055.01)
339020	2014	-	-	-	-	-	-
339030	2014	1,002.47	-	-	(5,071.34)	-	5,071.34
339040	2014	776.17	-	-	-	-	-
339060	2014	-	-	-	-	-	-
339110	2014	-	-	-	-	-	-
339120	2014	-	-	-	-	-	-
339130	2014	-	-	-	-	-	-
339131	2014	56,715.18	-	-	-	-	-
339133	2014	-	-	-	-	-	-
339140	2014	-	-	-	-	-	-
339200	2014	-	-	-	-	-	-
339210	2014	-	-	-	-	-	-
339220	2014	-	-	-	-	-	-
339300	2014	-	-	-	-	-	-
339400	2014	-	-	-	-	-	-
339500	2014	-	-	-	-	-	-
339610	2014	-	-	-	-	-	-
339620	2014	-	-	-	-	-	-
339700	2014	3,157.76	-	-	9,084.29	-	(9,084.29)
339710	2014	-	-	-	-	-	-
339800	2014	-	-	-	-	-	-
339915	2014	107,438.26	-	-	-	-	-
130100	2015	-	-	-	-	-	-
130200	2015	-	-	-	-	-	-
131020	2015	-	-	-	-	-	-
131100	2015	30,887,394.00	-	-	386,410.08	32,500.00	(353,910.08)
131101	2015	-	-	-	-	-	-
131105	2015	-	-	-	-	-	-
131110	2015	-	-	-	-	-	-
131200	2015	375,572,896.20	44,171.36	-	4,800,774.01	390,285.35	(4,366,317.30)
131201	2015	-	-	-	-	-	-
131400	2015	43,111,774.21	923,935.66	-	1,289,267.04	-	(365,331.38)
131500	2015	53,436,072.50	27,259.87	-	131,720.39	-	(104,460.52)
131501	2015	-	-	-	-	-	-
131600	2015	3,012,712.31	-	-	188.00	-	(188.00)
131707	2015	222,925.21	-	-	-	-	-
133020	2015	-	-	-	-	-	-
133100	2015	5,837.12	-	-	14,860.88	-	(14,860.88)
133200	2015	-	-	-	-	-	-
133300	2015	48,704.49	-	-	2,035.49	-	(2,035.49)
133400	2015	10,626.42	-	-	-	-	-
133500	2015	-	-	-	-	-	-
133600	2015	-	-	-	-	-	-
133707	2015	-	-	-	-	-	-
134020	2015	-	-	-	-	-	-
134100	2015	-	-	-	-	-	-
134200	2015	-	-	-	-	-	-
134300	2015	177,520.86	-	-	-	-	-
134400	2015	-	-	-	-	-	-
134500	2015	23,085.81	-	-	7,519.76	-	(7,519.76)
134600	2015	-	-	-	-	-	-
134705	2015	-	-	-	-	-	-

Attachment to Response to DOD-FEA-1 Question No. 14

Louisville Gas & Electric Company
Salvage & Cost of Removal Study 1972 - 2019

Page 1095 of 2358

Garrett/Spanos

Acct	Year	Ret	Salvage	CP Salvage	Removal	CP Removal	Net Salvage
134707	2015	-	-	-	-	-	-
135010	2015	-	-	-	-	-	-
135020	2015	1,556.97	-	-	-	-	-
135210	2015	17,436.80	-	-	11,027.42	-	(11,027.42)
135310	2015	3,227,744.23	154,731.39	-	2,082,021.63	-	(1,927,290.24)
135311	2015	-	-	-	-	-	-
135320	2015	-	-	-	-	-	-
135400	2015	22,677.44	-	-	78,104.51	-	(78,104.51)
135500	2015	553,177.44	18,066.96	-	671,761.89	23,492.33	(630,202.60)
135600	2015	84,639.02	30,300.40	-	598,209.31	21,781.58	(546,127.33)
135700	2015	-	-	-	-	-	-
135800	2015	-	-	-	-	-	-
135915	2015	-	-	-	-	-	-
135917	2015	-	-	-	-	-	-
136020	2015	23,069.25	-	-	(102,340.58)	-	102,340.58
136025	2015	-	-	-	-	-	-
136100	2015	81,048.58	-	-	11,333.18	-	(11,333.18)
136200	2015	854,431.32	37,325.93	-	278,424.22	-	(241,098.29)
136205	2015	-	-	-	-	-	-
136400	2015	1,562,249.16	10,550.60	-	1,613,227.13	53,447.02	(1,549,229.51)
136500	2015	2,583,877.57	235,092.05	-	2,479,842.53	64,028.72	(2,180,721.76)
136600	2015	144,361.83	2,817.36	-	150.22	-	2,667.14
136700	2015	282,083.85	68,829.13	-	241,653.01	8,767.38	(164,056.50)
136800	2015	260,203.05	250,061.57	-	410,850.96	47,625.46	(113,163.93)
136910	2015	3.69	-	-	-	-	-
136920	2015	-	-	-	-	-	-
137000	2015	56,715.57	-	-	-	-	-
137001	2015	-	-	-	-	-	-
137310	2015	789,929.34	1,837.76	-	535,804.54	2,767.67	(531,199.11)
137320	2015	157,229.06	519.27	-	115,779.70	19,418.74	(95,841.69)
137340	2015	-	-	-	-	-	-
137405	2015	-	-	-	-	-	-
137407	2015	8,051.79	-	-	-	-	-
139200	2015	-	-	-	-	-	-
139210	2015	5,284,388.98	-	-	-	-	-
139220	2015	295,105.57	-	-	-	-	-
139400	2015	142,874.70	-	-	-	-	-
139500	2015	-	-	-	-	-	-
139610	2015	425,795.76	-	-	-	-	-
139620	2015	-	-	-	-	-	-
139720	2015	-	-	-	-	-	-
230200	2015	-	-	-	-	-	-
235010	2015	-	-	-	-	-	-
235020	2015	-	-	-	-	-	-
235120	2015	-	-	-	-	-	-
235130	2015	-	-	-	-	-	-
235140	2015	7,544.14	-	-	46,909.79	-	(46,909.79)
235210	2015	-	-	-	-	-	-
235220	2015	-	-	-	-	-	-
235230	2015	-	-	-	-	-	-
235240	2015	69,703.78	-	-	186,241.21	-	(186,241.21)
235250	2015	-	-	-	-	-	-
235255	2015	436,018.37	3,018.85	-	404,105.43	-	(401,086.58)
235300	2015	24,530.79	-	-	41,578.90	-	(41,578.90)
235400	2015	43,150.23	-	-	32,200.25	-	(32,200.25)
235500	2015	-	-	-	-	-	-
235600	2015	32,233.38	-	-	23,009.83	-	(23,009.83)
235700	2015	7,066.72	3,850.00	-	556.76	-	3,293.24
235805	2015	-	-	-	-	-	-
235807	2015	248,316.59	-	-	-	-	-
236520	2015	-	-	-	-	-	-
236700	2015	362,789.15	-	-	118,408.74	-	(118,408.74)
237207	2015	41,150.25	-	-	-	-	-
237412	2015	126.51	-	-	-	-	-
237422	2015	-	-	-	-	-	-
237510	2015	33,752.17	352.24	-	17,178.67	16,700.93	(125.50)
237520	2015	-	-	-	-	-	-
237600	2015	291,982.91	-	-	225,728.53	-	(225,728.53)
237610	2015	-	-	-	-	-	-
237800	2015	68,553.14	-	-	29,990.94	-	(29,990.94)
237900	2015	386,646.01	3,085.07	-	189,487.30	146,282.13	(40,120.10)
238000	2015	4,016,407.69	-	-	761,115.38	-	(761,115.38)
238010	2015	-	-	-	-	-	-
238100	2015	744,042.87	14,813.69	-	169,789.62	-	(154,975.93)
238300	2015	379,124.73	-	-	1,460.65	-	(1,460.65)
238500	2015	-	-	-	-	-	-
238700	2015	-	-	-	-	-	-
238805	2015	-	-	-	-	-	-

Attachment to Response to DOD-FEA-1 Question No. 14

Louisville Gas & Electric Company
Salvage & Cost of Removal Study 1972 - 2019

Page 1096 of 2358

Garrett/Spanos

Acct	Year	Ret	Salvage	CP Salvage	Removal	CP Removal	Net Salvage
238807	2015	286,698.52	-	-	-	-	-
239200	2015	-	-	-	-	-	-
239210	2015	137,416.40	-	-	-	-	-
239220	2015	247,097.77	1,681.03	-	104.47	-	1,576.56
239400	2015	-	-	-	-	-	-
239500	2015	-	-	-	-	-	-
239610	2015	81,787.13	-	-	-	-	-
239620	2015	-	-	-	-	-	-
239720	2015	-	-	-	-	-	-
312101	2015	-	-	-	-	-	-
312102	2015	-	-	-	-	-	-
312103	2015	-	-	-	-	-	-
312104	2015	516.72	-	-	-	-	-
312192	2015	-	-	-	-	-	-
330100	2015	-	-	-	-	-	-
330200	2015	-	-	-	-	-	-
330300	2015	2,320,967.22	-	-	-	-	-
330310	2015	-	-	-	-	-	-
330320	2015	-	-	-	-	-	-
338910	2015	-	-	-	-	-	-
338920	2015	-	-	-	-	-	-
339010	2015	944,933.09	-	-	16,510.09	-	(16,510.09)
339020	2015	-	-	-	-	-	-
339030	2015	8,932.48	-	-	-	-	-
339040	2015	525.93	-	-	-	-	-
339060	2015	-	-	-	-	-	-
339110	2015	4,001,949.67	-	-	-	-	-
339120	2015	1,092,527.02	-	-	-	-	-
339130	2015	7,734,750.76	-	-	-	-	-
339131	2015	1,106,479.32	-	-	-	-	-
339133	2015	-	-	-	-	-	-
339140	2015	1,595,697.20	-	-	-	-	-
339200	2015	-	-	-	-	-	-
339210	2015	-	-	-	-	-	-
339220	2015	34,328.03	-	-	-	-	-
339300	2015	-	-	-	-	-	-
339400	2015	-	-	-	-	-	-
339500	2015	-	-	-	-	-	-
339610	2015	-	-	-	-	-	-
339620	2015	-	-	-	-	-	-
339700	2015	259,439.85	-	-	-	-	-
339710	2015	69,835.13	-	-	-	-	-
339800	2015	-	-	-	-	-	-
339915	2015	-	-	-	-	-	-
130100	2016	-	-	-	-	-	-
130200	2016	-	-	-	-	-	-
131020	2016	-	-	-	-	-	-
131100	2016	533,974.97	-	-	81,645.31	(649.35)	(82,294.66)
131101	2016	-	-	-	-	-	-
131105	2016	-	-	-	-	-	-
131110	2016	-	-	-	-	-	-
131200	2016	71,290,646.28	(417,878.95)	-	2,545,035.67	(263,854.65)	(3,226,769.27)
131201	2016	-	-	-	-	-	-
131400	2016	(43,222.04)	-	-	953,233.87	(219.98)	(953,453.85)
131500	2016	1,616,603.42	(42,500.00)	-	56,804.02	-	(99,304.02)
131501	2016	-	-	-	-	-	-
131600	2016	123,601.58	(2,650.00)	-	5,116.35	-	(7,766.35)
131707	2016	765,926.26	-	-	-	-	-
131708	2016	-	-	-	-	-	-
133020	2016	-	-	-	-	-	-
133100	2016	3,671.55	-	-	10,232.70	-	(10,232.70)
133200	2016	73,001.94	-	-	5,116.35	-	(5,116.35)
133300	2016	57,217.40	-	-	637.41	-	(637.41)
133400	2016	-	-	-	-	-	-
133500	2016	1,539.00	(110.96)	-	(0.59)	-	(110.37)
133600	2016	-	-	-	-	-	-
133707	2016	-	-	-	-	-	-
134020	2016	-	-	-	-	-	-
134100	2016	133,323.27	(1,410.61)	-	37,936.64	-	(39,347.25)
134200	2016	-	-	-	-	-	-
134300	2016	27,072.28	-	-	1,179.34	-	(1,179.34)
134400	2016	40,808.99	(1.48)	-	(0.01)	-	(1.47)
134500	2016	89,026.15	(21.75)	-	(0.12)	-	(21.63)
134600	2016	-	-	-	-	-	-
134705	2016	-	-	-	-	-	-
134707	2016	-	-	-	-	-	-
135010	2016	-	-	-	-	-	-
135020	2016	-	-	-	(26,900.00)	-	26,900.00

Attachment to Response to DOD-FEA-1 Question No. 14

Louisville Gas & Electric Company
Salvage & Cost of Removal Study 1972 - 2019

Page 1097 of 2358

Garrett/Spanos

Acct	Year	Ret	Salvage	CP Salvage	Removal	CP Removal	Net Salvage
135210	2016	70,611.93	(13,492.08)	-	965.32	-	(14,457.40)
135220	2016	-	-	-	-	-	-
135310	2016	1,387,645.07	(158,311.54)	-	127,247.31	26,121.49	(259,437.36)
135311	2016	-	-	-	-	-	-
135320	2016	-	-	-	-	-	-
135400	2016	189,827.35	(3,465.83)	-	75,564.60	(7,549.63)	(86,580.06)
135500	2016	389,631.44	(1,262.01)	-	561,670.55	(21,178.57)	(584,111.13)
135600	2016	379,145.06	(3,408.49)	-	992,249.56	(191.83)	(995,849.88)
135700	2016	-	-	-	-	-	-
135800	2016	-	-	-	-	-	-
135915	2016	-	-	-	-	-	-
135917	2016	-	-	-	-	-	-
136020	2016	-	-	-	-	-	-
136025	2016	-	-	-	-	-	-
136100	2016	25,028.79	(753.03)	-	3,096.17	-	(3,849.20)
136200	2016	595,619.43	(9.19)	-	140,160.75	-	(140,169.94)
136205	2016	-	-	-	-	-	-
136400	2016	1,437,598.99	(18,342.91)	-	1,678,986.31	(115,869.66)	(1,813,198.88)
136500	2016	2,273,790.48	(42,437.62)	-	2,584,747.44	(361,772.38)	(2,988,957.44)
136600	2016	188,472.62	(1,152.98)	-	32,393.44	(606.82)	(34,153.24)
136700	2016	1,261,866.46	(67,518.90)	-	1,399,917.97	(202,968.67)	(1,670,405.54)
136800	2016	334,282.64	(27,688.01)	-	273,457.21	(31,209.42)	(332,354.64)
136910	2016	26,404.25	-	-	199,096.65	-	(199,096.65)
136920	2016	112,759.03	-	-	135,824.59	-	(135,824.59)
137000	2016	523,208.86	(5,209.87)	-	-	-	(5,209.87)
137001	2016	-	-	-	-	-	-
137101	2016	-	-	-	-	-	-
137310	2016	1,823,106.25	(6,820.60)	-	943,964.46	(986.33)	(951,771.39)
137320	2016	1,600,511.42	(4,139.47)	-	188,926.18	(18.07)	(193,083.72)
137340	2016	-	-	-	-	-	-
137405	2016	-	-	-	-	-	-
137407	2016	-	-	-	-	-	-
139200	2016	27,381.54	-	-	-	-	-
139210	2016	48,978.50	0.00	-	-	-	0.00
139220	2016	-	-	-	-	-	-
139400	2016	92,166.14	-	-	-	-	-
139500	2016	-	-	-	-	-	-
139610	2016	-	-	-	-	-	-
139620	2016	-	-	-	-	-	-
139720	2016	407,012.05	-	-	-	-	-
230200	2016	-	-	-	-	-	-
235010	2016	-	-	-	-	-	-
235020	2016	-	-	-	-	-	-
235120	2016	3,024.64	-	-	176.20	-	(176.20)
235130	2016	108.56	(7.83)	-	(0.04)	-	(7.79)
235140	2016	9,637.80	(74.07)	-	21,160.15	-	(21,234.22)
235210	2016	-	-	-	-	-	-
235220	2016	-	-	-	-	-	-
235230	2016	-	-	-	-	-	-
235240	2016	-	-	-	-	-	-
235250	2016	-	-	-	-	-	-
235255	2016	26,431.73	-	-	120,267.01	-	(120,267.01)
235300	2016	6,179.06	-	-	11,389.45	-	(11,389.45)
235400	2016	364,291.37	-	-	144,422.46	-	(144,422.46)
235500	2016	2,288.25	-	-	-	-	-
235600	2016	34,323.68	-	-	295,838.98	-	(295,838.98)
235700	2016	4,875.81	(351.55)	-	(1.89)	-	(349.66)
235805	2016	4,450.28	-	-	-	-	-
235807	2016	52,867.67	-	-	-	-	-
236520	2016	-	-	-	-	-	-
236700	2016	88,991.00	-	-	61,231.55	-	(61,231.55)
237207	2016	2,851.93	-	-	-	-	-
237412	2016	-	-	-	-	-	-
237422	2016	-	-	-	-	-	-
237510	2016	597.48	-	-	780.63	-	(780.63)
237520	2016	3,808.67	-	-	-	-	-
237600	2016	309,953.23	-	-	413,585.53	4,945.86	(408,639.67)
237610	2016	-	-	-	-	-	-
237800	2016	87,472.57	(9.25)	-	21,864.98	-	(21,874.23)
237900	2016	24,883.53	-	-	47,161.63	-	(47,161.63)
238000	2016	7,034,482.94	-	-	1,550,883.99	-	(1,550,883.99)
238010	2016	-	-	-	-	-	-
238100	2016	846,588.36	(2,541.22)	-	308,286.78	-	(310,828.00)
238300	2016	183,921.28	-	-	-	-	-
238500	2016	-	-	-	-	-	-
238700	2016	-	-	-	-	-	-
238805	2016	-	-	-	-	-	-
238807	2016	487,435.15	-	-	-	-	-

Attachment to Response to DOD-FEA-1 Question No. 14

Louisville Gas & Electric Company
Salvage & Cost of Removal Study 1972 - 2019

Page 1098 of 2358

Garrett/Spanos

Acct	Year	Ret	Salvage	CP Salvage	Removal	CP Removal	Net Salvage
239200	2016	-	-	-	-	-	-
239210	2016	-	-	-	-	-	-
239220	2016	2,173.00	(647.89)	-	(22.96)	-	(624.93)
239400	2016	245,638.37	-	-	-	-	-
239500	2016	-	-	-	-	-	-
239610	2016	174,040.09	(43,607.11)	-	(1,545.44)	-	(42,061.67)
239620	2016	-	-	-	-	-	-
239720	2016	-	-	-	-	-	-
312101	2016	-	-	-	-	-	-
312102	2016	-	-	-	-	-	-
312103	2016	-	-	-	-	-	-
312104	2016	-	-	-	-	-	-
312192	2016	-	-	-	-	-	-
330100	2016	-	-	-	-	-	-
330200	2016	-	-	-	-	-	-
330300	2016	7,105,652.66	-	-	-	-	-
330310	2016	-	-	-	-	-	-
330320	2016	-	-	-	-	-	-
338910	2016	-	-	-	-	-	-
338920	2016	-	-	-	-	-	-
339010	2016	224,940.09	-	-	37,056.64	-	(37,056.64)
339020	2016	-	-	-	-	-	-
339030	2016	81,110.28	-	-	-	-	-
339040	2016	-	-	-	-	-	-
339060	2016	-	-	-	-	-	-
339110	2016	149,020.10	-	-	973.36	-	(973.36)
339120	2016	177,487.45	-	-	33,377.59	-	(33,377.59)
339130	2016	4,312,339.99	-	-	-	-	-
339131	2016	1,228,505.58	-	-	-	-	-
339133	2016	-	-	-	-	-	-
339140	2016	6,516.09	-	-	-	-	-
339200	2016	-	-	-	-	-	-
339210	2016	-	-	-	-	-	-
339220	2016	7,703.58	-	-	-	-	-
339300	2016	-	-	-	-	-	-
339400	2016	-	-	-	-	-	-
339500	2016	-	-	-	-	-	-
339610	2016	-	-	-	-	-	-
339620	2016	-	-	-	-	-	-
339700	2016	10,069,894.31	(1,397.96)	-	79,484.71	-	(80,882.67)
339710	2016	4,105,438.96	-	-	-	-	-
339800	2016	-	-	-	-	-	-
339915	2016	-	-	-	-	-	-
130100	2017	-	-	-	-	-	-
130200	2017	-	-	-	-	-	-
131020	2017	-	-	-	-	-	-
131100	2017	209,322.45	-	-	70,122.18	(1,391.62)	(71,513.80)
131101	2017	-	-	-	-	-	-
131105	2017	-	-	-	-	-	-
131110	2017	-	-	-	-	-	-
131200	2017	13,091,124.68	(66,442.00)	-	30,451,503.38	(321,216.45)	(30,839,161.83)
131201	2017	-	-	-	-	-	-
131400	2017	1,207,097.31	(748,975.91)	-	314,039.02	(17,100.98)	(1,080,115.91)
131500	2017	22,054.35	-	-	19,822.47	-	(19,822.47)
131501	2017	-	-	-	-	-	-
131600	2017	207,366.95	-	-	-	-	-
131707	2017	20,817,965.80	-	-	-	-	-
131708	2017	-	-	-	-	-	-
133020	2017	-	-	-	-	-	-
133100	2017	28,266.74	-	-	-	-	-
133200	2017	7,416.11	-	-	-	-	-
133300	2017	153,828.44	-	-	-	-	-
133400	2017	21,090.50	-	-	-	-	-
133500	2017	3,309.58	-	-	-	-	-
133600	2017	-	-	-	-	-	-
133707	2017	-	-	-	-	-	-
134020	2017	-	-	-	-	-	-
134100	2017	-	-	-	-	-	-
134200	2017	21,564.32	-	-	15,336.32	-	(15,336.32)
134300	2017	890,334.67	-	-	100,424.42	-	(100,424.42)
134400	2017	308,016.35	-	-	71,189.86	-	(71,189.86)
134500	2017	-	-	-	-	-	-
134600	2017	22,884.80	-	-	-	-	-
134705	2017	-	-	-	-	-	-
134707	2017	-	-	-	-	-	-
135010	2017	-	-	-	-	-	-
135020	2017	-	-	-	-	-	-
135210	2017	26,705.65	-	-	19,272.76	-	(19,272.76)

Attachment to Response to DOD-FEA-1 Question No. 14

Louisville Gas & Electric Company
Salvage & Cost of Removal Study 1972 - 2019

Page 1099 of 2358

Garrett/Spanos

Acct	Year	Ret	Salvage	CP Salvage	Removal	CP Removal	Net Salvage
135220	2017	-	-	-	-	-	-
135310	2017	1,324,026.52	(6,270.33)	-	1,238,941.98	-	(1,245,212.31)
135311	2017	-	-	-	-	-	-
135320	2017	-	-	-	-	-	-
135400	2017	(91,139.37)	-	-	-	-	-
135500	2017	468,266.03	(378.27)	-	238,725.34	-	(239,103.61)
135600	2017	241,276.93	(13.13)	-	137,831.15	-	(137,844.28)
135700	2017	-	-	-	-	-	-
135800	2017	-	-	-	-	-	-
135915	2017	-	-	-	-	-	-
135917	2017	7,370.88	-	-	-	-	-
136020	2017	-	-	-	-	-	-
136025	2017	-	-	-	-	-	-
136100	2017	22,759.97	-	-	17,539.36	-	(17,539.36)
136200	2017	711,864.94	(11,698.48)	-	148,803.63	-	(160,502.11)
136205	2017	-	-	-	-	-	-
136400	2017	2,893,219.44	(997.83)	-	3,250,677.96	(311,095.41)	(3,562,771.20)
136500	2017	2,802,229.80	(95,894.16)	-	1,646,848.89	(162,255.87)	(1,904,998.92)
136600	2017	408,131.74	(18,723.83)	-	266,156.25	(20,288.21)	(305,168.29)
136700	2017	1,580,438.90	(179,668.96)	-	1,206,894.14	(76,642.25)	(1,463,205.35)
136800	2017	2,952,153.80	(255,445.56)	-	1,983,595.72	(1,745,409.29)	(3,984,450.57)
136910	2017	37,302.65	-	-	244,529.68	-	(244,529.68)
136920	2017	41,292.16	-	-	168,626.65	-	(168,626.65)
137000	2017	3,083,601.81	-	-	-	-	-
137001	2017	77,652.32	(72,404.10)	-	-	-	(72,404.10)
137020	2017	-	-	-	-	-	-
137101	2017	-	-	-	-	-	-
137310	2017	82,893.62	(42.11)	-	883,470.35	-	(883,512.46)
137320	2017	205,459.60	(23,424.71)	-	423,274.24	-	(446,698.95)
137340	2017	-	-	-	-	-	-
137405	2017	16,644.41	-	-	-	-	-
137407	2017	25,506.84	-	-	-	-	-
139200	2017	-	-	-	-	-	-
139210	2017	43,755.68	-	-	-	-	-
139220	2017	120,866.21	-	-	-	-	-
139400	2017	143,955.40	-	-	-	-	-
139500	2017	-	-	-	-	-	-
139610	2017	421,228.56	-	-	-	-	-
139620	2017	-	-	-	-	-	-
139720	2017	-	-	-	-	-	-
230200	2017	-	-	-	-	-	-
235010	2017	-	-	-	-	-	-
235020	2017	-	-	-	-	-	-
235120	2017	10,299.04	(696.13)	-	72,521.63	-	(73,217.76)
235130	2017	-	-	-	-	-	-
235140	2017	4,266.48	-	-	9,443.13	-	(9,443.13)
235210	2017	-	-	-	-	-	-
235220	2017	-	-	-	-	-	-
235230	2017	-	-	-	-	-	-
235240	2017	22,422.08	-	-	71,846.05	-	(71,846.05)
235250	2017	-	-	-	-	-	-
235255	2017	93,523.34	-	-	178,025.79	-	(178,025.79)
235300	2017	36,754.15	-	-	6,665.43	-	(6,665.43)
235400	2017	140,346.94	-	-	271,117.17	-	(271,117.17)
235500	2017	13,110.70	-	-	2,691.52	-	(2,691.52)
235600	2017	178,700.26	-	-	7,168.79	-	(7,168.79)
235700	2017	-	-	-	-	-	-
235805	2017	60,682.27	-	-	-	-	-
235807	2017	113,692.42	-	-	-	-	-
236520	2017	-	-	-	-	-	-
236700	2017	217,700.06	-	-	114,945.03	-	(114,945.03)
237207	2017	42,504.33	-	-	-	-	-
237412	2017	-	-	-	-	-	-
237422	2017	-	-	-	-	-	-
237510	2017	-	-	-	-	-	-
237520	2017	-	-	-	-	-	-
237600	2017	1,280,572.20	-	-	99,766.20	(39,916.24)	(139,682.44)
237610	2017	-	-	-	-	-	-
237620	2017	-	-	-	-	-	-
237800	2017	9,430.72	-	-	25,403.28	-	(25,403.28)
237900	2017	324,494.27	-	-	89,852.37	-	(89,852.37)
238000	2017	171,007.24	-	-	38,057.43	-	(38,057.43)
238010	2017	-	-	-	-	-	-
238020	2017	-	-	-	-	-	-
238100	2017	730,340.16	(30,729.81)	-	363,690.64	-	(394,420.45)
238300	2017	53.07	-	-	1,191.46	-	(1,191.46)
238500	2017	-	-	-	-	-	-
238700	2017	-	-	-	-	-	-

Attachment to Response to DOD-FEA-1 Question No. 14

Louisville Gas & Electric Company
Salvage & Cost of Removal Study 1972 - 2019

Page 1100 of 2358

Garrett/Spanos

Acct	Year	Ret	Salvage	CP Salvage	Removal	CP Removal	Net Salvage
238805	2017	37,095.39	-	-	-	-	-
238807	2017	23,043.13	-	-	-	-	-
239200	2017	-	-	-	-	-	-
239210	2017	140,373.58	-	-	-	-	-
239220	2017	36,801.83	-	-	-	-	-
239400	2017	335,120.42	-	-	-	-	-
239500	2017	-	-	-	-	-	-
239610	2017	281,849.92	-	-	-	-	-
239620	2017	-	-	-	-	-	-
239720	2017	-	-	-	-	-	-
312101	2017	-	-	-	-	-	-
312102	2017	-	-	-	-	-	-
312103	2017	-	-	-	-	-	-
312104	2017	-	-	-	-	-	-
312192	2017	-	-	-	-	-	-
330100	2017	-	-	-	-	-	-
330200	2017	-	-	-	-	-	-
330300	2017	8,008,540.69	-	-	-	-	-
330310	2017	-	-	-	-	-	-
330320	2017	-	-	-	-	-	-
338910	2017	-	-	-	-	-	-
338920	2017	-	-	-	-	-	-
339010	2017	870,805.71	-	-	142,310.04	-	(142,310.04)
339020	2017	-	-	-	-	-	-
339030	2017	69,403.29	-	-	3,541.78	-	(3,541.78)
339040	2017	-	-	-	-	-	-
339060	2017	1,917.02	-	-	4,509.80	-	(4,509.80)
339110	2017	248,851.16	-	-	23,104.61	-	(23,104.61)
339120	2017	-	-	-	15,119.12	-	(15,119.12)
339130	2017	4,080,319.30	-	-	-	-	-
339131	2017	1,005,087.57	-	-	-	-	-
339133	2017	-	-	-	-	-	-
339140	2017	-	-	-	-	-	-
339200	2017	20,757.36	-	-	-	-	-
339210	2017	-	-	-	-	-	-
339220	2017	13,783.47	-	-	-	-	-
339300	2017	-	-	-	-	-	-
339400	2017	-	-	-	-	-	-
339500	2017	-	-	-	-	-	-
339610	2017	-	-	-	-	-	-
339620	2017	-	-	-	-	-	-
339700	2017	2,103,725.53	-	-	50,259.77	-	(50,259.77)
339710	2017	6,626.40	-	-	15,588.66	-	(15,588.66)
339800	2017	-	-	-	-	-	-
339915	2017	-	-	-	-	-	-
130100	2018	-	-	-	-	-	-
130200	2018	-	-	-	-	-	-
131020	2018	-	-	-	-	-	-
131100	2018	1,021,270.53	-	-	1,355,665.96	(529.00)	(1,356,194.96)
131101	2018	-	-	-	-	-	-
131105	2018	-	-	-	-	-	-
131110	2018	-	-	-	-	-	-
131200	2018	13,922,341.42	-	-	12,105,250.10	(414,619.59)	(12,519,869.69)
131201	2018	-	-	-	-	-	-
131400	2018	2,885,905.01	-	-	1,645,949.72	(23,900.69)	(1,669,850.41)
131500	2018	2,119,991.67	-	-	1,050,054.86	(7,130.01)	(1,057,184.87)
131501	2018	-	-	-	-	-	-
131600	2018	137,704.85	-	-	2,000.00	-	(2,000.00)
131707	2018	185,723.98	-	-	-	-	-
131708	2018	2,279,445.10	-	-	-	-	-
133020	2018	-	-	-	-	-	-
133020	2018	-	-	-	-	-	-
133100	2018	37,097.85	(0.43)	-	50,543.52	(1.42)	(50,545.37)
133100	2018	720,385.81	(8,601.50)	-	1,251,552.21	(16.70)	(1,260,170.41)
133200	2018	1,459,494.64	(2,142.76)	-	1,313,698.43	0.09	(1,315,841.10)
133300	2018	419,251.89	(37,237.64)	-	1,832,931.03	3.62	(1,870,165.05)
133400	2018	3,345,453.82	(2,989.20)	-	1,875,975.51	(136.87)	(1,879,101.58)
133500	2018	21,676.40	(11.27)	-	23,383.23	(0.30)	(23,394.80)
133500	2018	54,082.56	(6.18)	-	46,028.85	(2.04)	(46,037.07)
133600	2018	-	-	-	-	-	-
133600	2018	17,811.14	-	-	5,384.17	(0.36)	(5,384.53)
133707	2018	176,735.10	-	-	-	-	-
134020	2018	-	-	-	-	-	-
134020	2018	-	-	-	-	-	-
134020	2018	-	-	-	-	-	-
134100	2018	125.12	-	-	139.87	-	(139.87)
134200	2018	-	-	-	-	-	-
134300	2018	4,159,704.88	-	-	568,635.09	-	(568,635.09)

Attachment to Response to DOD-FEA-1 Question No. 14

Louisville Gas & Electric Company
Salvage & Cost of Removal Study 1972 - 2019

Page 1101 of 2358

Garrett/Spanos

Acct	Year	Ret	Salvage	CP Salvage	Removal	CP Removal	Net Salvage
134400	2018	19,919.63	-	-	-	-	-
134500	2018	17,345.36	-	-	-	-	-
134600	2018	-	-	-	-	-	-
134705	2018	-	-	-	-	-	-
134707	2018	-	-	-	-	-	-
135010	2018	-	-	-	-	-	-
135010	2018	-	-	-	-	-	-
135020	2018	-	-	-	-	-	-
135020	2018	-	-	-	-	-	-
135210	2018	-	-	-	-	-	-
135210	2018	11,504.13	-	-	5,639.52	-	(5,639.52)
135210	2018	-	-	-	-	-	-
135210	2018	-	-	-	-	-	-
135220	2018	-	-	-	-	-	-
135310	2018	39,648.39	-	-	11,402.10	-	(11,402.10)
135310	2018	6,625,508.49	(1,766.51)	-	876,779.34	-	(878,545.85)
135310	2018	-	-	-	-	-	-
135310	2018	-	-	-	-	-	-
135311	2018	-	-	-	-	-	-
135311	2018	-	-	-	-	-	-
135320	2018	-	-	-	-	-	-
135400	2018	-	-	-	-	-	-
135400	2018	8,404.66	-	-	957,583.71	-	(957,583.71)
135500	2018	-	-	-	-	-	-
135500	2018	152,810.41	(1,276.28)	-	384,414.45	(10,537.18)	(396,227.91)
135600	2018	-	-	-	-	-	-
135600	2018	96,409.22	(132.38)	-	183,794.32	(1,462.77)	(185,389.47)
135700	2018	(116,245.73)	-	-	22,963.69	-	(22,963.69)
135800	2018	(154,272.50)	-	-	30,475.64	-	(30,475.64)
135915	2018	-	-	-	-	-	-
135917	2018	1,208.88	-	-	-	-	-
136020	2018	-	-	-	-	-	-
136025	2018	-	-	-	-	-	-
136100	2018	63.41	-	-	3,091.17	-	(3,091.17)
136200	2018	-	-	-	-	-	-
136200	2018	439,732.62	(1,150.84)	-	156,584.07	-	(157,734.91)
136205	2018	-	-	-	-	-	-
136400	2018	3,645,162.23	(70,307.42)	-	2,543,754.33	(80,699.25)	(2,694,761.00)
136500	2018	3,182,007.37	(210,146.19)	-	3,613,487.39	(112,531.89)	(3,936,165.47)
136600	2018	163,818.69	(434.04)	-	79,533.95	3,736.00	(76,231.99)
136700	2018	2,116,317.77	(39,159.00)	-	489,247.29	(49,229.67)	(577,635.96)
136800	2018	306,874.09	(181,466.08)	-	275,910.18	(30,096.10)	(487,472.36)
136910	2018	53,965.03	-	-	306,975.96	-	(306,975.96)
136920	2018	16,867.34	-	-	127,207.86	-	(127,207.86)
137000	2018	568,296.67	-	-	-	-	-
137001	2018	92,166.78	(84,861.10)	-	-	-	(84,861.10)
137020	2018	30,720.47	-	-	-	-	-
137101	2018	-	-	-	-	-	-
137310	2018	208,723.25	(22,556.26)	-	749,598.52	(344.46)	(772,499.24)
137320	2018	-	-	-	-	-	-
137340	2018	-	-	-	-	-	-
137405	2018	2,860.56	-	-	-	-	-
137407	2018	-	-	-	-	-	-
139200	2018	33,467.13	-	-	-	-	-
139200	2018	-	-	-	-	-	-
139210	2018	131,694.94	-	-	-	-	-
139210	2018	-	-	-	-	-	-
139220	2018	36,799.99	-	-	-	-	-
139400	2018	165,890.03	-	-	-	-	-
139500	2018	-	-	-	-	-	-
139610	2018	-	-	-	-	-	-
139610	2018	-	-	-	-	-	-
139620	2018	-	-	-	-	-	-
139720	2018	-	-	-	-	-	-
230200	2018	-	-	-	-	-	-
235010	2018	-	-	-	-	-	-
235020	2018	-	-	-	-	-	-
235120	2018	823.90	(3,773.58)	-	4,287.50	-	(8,061.08)
235130	2018	-	-	-	-	-	-
235140	2018	1,241.63	-	-	27,847.19	-	(27,847.19)
235210	2018	-	-	-	-	-	-
235220	2018	-	-	-	-	-	-
235230	2018	-	-	-	-	-	-
235240	2018	177,459.10	-	-	628,459.77	-	(628,459.77)
235250	2018	-	-	-	-	-	-
235255	2018	810,638.94	-	-	1,315,012.14	-	(1,315,012.14)
235300	2018	99,393.27	-	-	280,163.90	-	(280,163.90)
235400	2018	116,473.79	(3,719.75)	-	304,141.26	-	(307,861.01)

Attachment to Response to DOD-FEA-1 Question No. 14

Louisville Gas & Electric Company
Salvage & Cost of Removal Study 1972 - 2019

Page 1102 of 2358

Garrett/Spanos

Acct	Year	Ret	Salvage	CP Salvage	Removal	CP Removal	Net Salvage
235500	2018	584.00	-	-	3,060.66	-	(3,060.66)
235600	2018	92,209.19	-	-	5,500.00	-	(5,500.00)
235700	2018	23,575.25	-	-	-	-	-
235805	2018	4,198.48	-	-	-	-	-
235807	2018	889,594.89	-	-	-	-	-
236520	2018	-	-	-	-	-	-
236700	2018	67,505.58	-	-	96,678.86	-	(96,678.86)
237207	2018	40,430.17	-	-	-	-	-
237412	2018	-	-	-	-	-	-
237413	2018	-	-	-	-	-	-
237422	2018	-	-	-	-	-	-
237510	2018	-	-	-	-	-	-
237520	2018	2,698.89	-	-	5,221.04	-	(5,221.04)
237600	2018	296,503.74	-	-	749,357.37	3,772.67	(745,584.70)
237610	2018	-	-	-	-	-	-
237620	2018	-	-	-	-	-	-
237800	2018	331,392.48	-	-	526,665.82	-	(526,665.82)
237900	2018	55,382.37	-	-	21,301.38	-	(21,301.38)
238000	2018	15,344.77	-	-	2,254,113.24	-	(2,254,113.24)
238010	2018	-	-	-	-	-	-
238020	2018	-	-	-	-	-	-
238100	2018	1,679,464.93	(55,705.86)	-	589,850.98	-	(645,556.84)
238300	2018	-	-	-	4,828.22	-	(4,828.22)
238500	2018	-	-	-	21,910.27	-	(21,910.27)
238700	2018	-	-	-	-	-	-
238805	2018	-	-	-	-	-	-
238807	2018	1,182,014.57	-	-	-	-	-
239200	2018	-	-	-	-	-	-
239210	2018	58,077.48	-	-	-	-	-
239220	2018	41,281.71	(15,705.51)	-	-	-	(15,705.51)
239400	2018	203,528.62	-	-	-	-	-
239500	2018	-	-	-	-	-	-
239610	2018	109,830.91	-	-	-	-	-
239620	2018	-	-	-	-	-	-
239720	2018	-	-	-	-	-	-
312101	2018	-	-	-	-	-	-
312102	2018	-	-	-	-	-	-
312103	2018	-	-	-	-	-	-
312104	2018	-	-	-	-	-	-
312192	2018	-	-	-	-	-	-
330100	2018	-	-	-	-	-	-
330200	2018	-	-	-	-	-	-
330300	2018	6,848,369.92	-	-	-	-	-
330310	2018	-	-	-	-	-	-
330320	2018	-	-	-	-	-	-
338910	2018	-	-	-	-	-	-
338920	2018	-	-	-	-	-	-
339010	2018	404,295.25	-	-	70,049.71	-	(70,049.71)
339020	2018	-	-	-	-	-	-
339030	2018	98,193.89	-	-	8,325.90	-	(8,325.90)
339040	2018	21,296.37	-	-	702.37	-	(702.37)
339060	2018	-	-	-	-	-	-
339110	2018	602,973.46	-	-	11,045.06	-	(11,045.06)
339120	2018	106,559.94	-	-	881.33	-	(881.33)
339130	2018	2,998,505.54	-	-	-	-	-
339131	2018	941,255.95	-	-	-	-	-
339133	2018	-	-	-	-	-	-
339140	2018	15,765.32	-	-	-	-	-
339200	2018	-	-	-	-	-	-
339210	2018	26,992.29	-	-	-	-	-
339220	2018	-	-	-	-	-	-
339300	2018	-	-	-	-	-	-
339400	2018	132,670.55	(1,874.32)	-	189.36	-	(2,063.68)
339500	2018	-	-	-	-	-	-
339610	2018	72,447.00	-	-	-	-	-
339620	2018	-	-	-	-	-	-
339700	2018	-	-	-	-	-	-
339710	2018	-	-	-	-	-	-
339800	2018	-	-	-	-	-	-
339915	2018	-	-	-	-	-	-
130100	2019	-	-	-	-	-	-
130200	2019	-	-	-	-	-	-
131020	2019	-	-	-	-	-	-
131025	2019	-	-	-	-	-	-
131100	2019	17,006,760.44	(2,892.09)	-	36,039,298.78	(8,159.17)	(36,050,350.04)
131101	2019	-	-	-	-	-	-
131105	2019	-	-	-	-	-	-
131110	2019	-	-	-	-	-	-

Attachment to Response to DOD-FEA-1 Question No. 14

Louisville Gas & Electric Company
Salvage & Cost of Removal Study 1972 - 2019

Page 1103 of 2358

Garrett/Spanos

Acct	Year	Ret	Salvage	CP Salvage	Removal	CP Removal	Net Salvage
131200	2019	20,380,862.49	(45,608.85)		12,280,713.56	(73,026.69)	(12,399,349.10)
131201	2019	-	-		-	-	-
131400	2019	2,662,863.06	(645,212.25)		326,152.81	(57,623.99)	(1,028,989.05)
131500	2019	369,038.06	(3,667.49)		1,170,911.20	-	(1,174,578.69)
131501	2019	-	-		-	-	-
131600	2019	670,708.05	-		34,178.02	(2,096.92)	(36,274.94)
131707	2019	11,955,982.54	-		-	-	-
131708	2019	6,676,295.63	-		-	-	-
133020	2019	-	-		-	-	-
133100	2019	-	-		-	-	-
133200	2019	-	-		29,944.80	-	(29,944.80)
133300	2019	2,844,820.47	-		-	-	-
133400	2019	5,253.27	-		3,663.84	-	(3,663.84)
133500	2019	-	-		-	-	-
133600	2019	-	-		-	-	-
133707	2019	-	-		-	-	-
134020	2019	-	-		-	-	-
134100	2019	52,529.57	-		2,884.42	-	(2,884.42)
134200	2019	319,042.17	-		-	-	-
134300	2019	3,870,507.08	-		17,427.19	-	(17,427.19)
134400	2019	3,084,602.29	-		32,130.51	-	(32,130.51)
134500	2019	143,715.91	-		-	-	-
134600	2019	15,973.94	-		3,357.63	-	(3,357.63)
134705	2019	-	-		-	-	-
134707	2019	-	-		-	-	-
135010	2019	-	-		-	-	-
135020	2019	146.74	(25,553.22)		(36,781.91)	-	11,228.69
135210	2019	2,773.09	-		-	-	-
135220	2019	-	-		-	-	-
135310	2019	526,591.73	(606.52)		442,420.64	-	(443,027.16)
135311	2019	-	-		-	-	-
135320	2019	-	-		-	-	-
135400	2019	138,709.96	-		436,415.31	(436,415.31)	(872,830.62)
135500	2019	203,466.46	-		121,179.25	(6,919.92)	(128,099.17)
135600	2019	195,645.98	(569.77)		93,002.43	96,664.84	3,092.64
135700	2019	1,697.36	-		440.61	-	(440.61)
135800	2019	60,518.63	-		17,149.25	-	(17,149.25)
135915	2019	-	-		-	-	-
135917	2019	1,559.07	-		-	-	-
136020	2019	-	-		-	-	-
136025	2019	-	-		-	-	-
136100	2019	354.22	-		2,912.79	-	(2,912.79)
136200	2019	748,235.38	(1,138.54)		522,815.84	-	(523,954.38)
136205	2019	-	-		-	-	-
136400	2019	3,791,205.44	(2,735.87)		2,873,671.99	(187,985.47)	(3,064,393.33)
136500	2019	3,985,974.94	(12,288.24)		2,165,785.95	(186,803.37)	(2,364,877.56)
136600	2019	49,972.93	-		59,121.37	(12.91)	(59,134.28)
136700	2019	594,579.83	(58,244.21)		877,502.96	(28,653.54)	(964,400.71)
136800	2019	2,911,198.85	(236,083.73)		154,521.00	(10,441.25)	(401,045.98)
136910	2019	8,371.36	-		134,234.27	-	(134,234.27)
136920	2019	24,067.05	-		137,820.47	-	(137,820.47)
137000	2019	537,379.59	-		41.93	-	(41.93)
137001	2019	0.51	-		-	-	-
137011	2019	-	-		-	-	-
137020	2019	47,919.82	-		-	-	-
137101	2019	-	-		-	-	-
137310	2019	8,430.16	(1.80)		24,894.34	(901.33)	(25,797.47)
137320	2019	0.01	-		-	-	-
137340	2019	-	-		-	-	-
137405	2019	-	-		-	-	-
137407	2019	-	-		-	-	-
139200	2019	18,136.58	-		-	-	-
139210	2019	245,127.21	(600.00)		-	-	(600.00)
139220	2019	-	-		-	-	-
139400	2019	73,231.16	-		-	-	-
139500	2019	-	-		-	-	-
139610	2019	-	-		-	-	-
139620	2019	-	-		-	-	-
139720	2019	-	-		-	-	-
230200	2019	-	-		-	-	-
235010	2019	-	-		-	-	-
235020	2019	-	-		-	-	-
235120	2019	526.80	-		-	-	-
235130	2019	-	-		-	-	-
235140	2019	-	-		-	-	-
235210	2019	-	-		-	-	-
235220	2019	-	-		-	-	-
235230	2019	-	-		-	-	-

Attachment to Response to DOD-FEA-1 Question No. 14

Louisville Gas & Electric Company
Salvage & Cost of Removal Study 1972 - 2019

Garrett/Spanos

Acct	Year	Ret	Salvage	CP Salvage	Removal	CP Removal	Net Salvage
235240	2019	-	-	-	-	-	-
235250	2019	-	-	-	-	-	-
235255	2019	4,453.08	-	-	1,786.37	-	(1,786.37)
235300	2019	10.00	-	-	-	-	-
235400	2019	41,242.36	-	-	27,208.33	-	(27,208.33)
235500	2019	-	-	-	-	-	-
235600	2019	11,452.42	-	-	11,220.28	-	(11,220.28)
235700	2019	6,710.71	-	-	5,814.43	-	(5,814.43)
235805	2019	-	-	-	-	-	-
235807	2019	301.79	-	-	-	-	-
236520	2019	-	-	-	-	-	-
236700	2019	7,839.75	-	-	44,553.53	-	(44,553.53)
237207	2019	14,719.28	-	-	-	-	-
237412	2019	-	-	-	-	-	-
237413	2019	-	-	-	-	-	-
237422	2019	-	-	-	-	-	-
237510	2019	-	-	-	-	-	-
237520	2019	4,961.32	-	-	20,881.48	-	(20,881.48)
237600	2019	138,989.39	-	-	1,761,661.95	(187,027.62)	(1,948,689.57)
237610	2019	-	-	-	-	-	-
237620	2019	-	-	-	-	-	-
237800	2019	118,695.12	-	-	432,261.52	-	(432,261.52)
237900	2019	3,903.59	-	-	16,000.00	-	(16,000.00)
238000	2019	70,650.82	-	-	1,654,851.94	-	(1,654,851.94)
238010	2019	-	-	-	-	-	-
238020	2019	-	-	-	-	-	-
238100	2019	2,269,678.20	(41,084.40)	-	502,994.40	-	(544,078.80)
238300	2019	35,115.72	-	-	-	-	-
238500	2019	52,067.07	-	-	-	-	-
238700	2019	-	-	-	-	-	-
238805	2019	-	-	-	-	-	-
238807	2019	1,207,767.55	-	-	-	-	-
239200	2019	-	-	-	-	-	-
239210	2019	-	-	-	-	-	-
239220	2019	31,313.01	(465.83)	-	11.10	-	(476.93)
239400	2019	131,012.54	(12,000.00)	-	-	-	(12,000.00)
239500	2019	-	-	-	-	-	-
239610	2019	187,474.70	-	-	-	-	-
239620	2019	-	-	-	-	-	-
239720	2019	-	-	-	-	-	-
312101	2019	-	-	-	-	-	-
312102	2019	-	-	-	-	-	-
312103	2019	-	-	-	-	-	-
312104	2019	-	-	-	-	-	-
312192	2019	-	-	-	-	-	-
330100	2019	-	-	-	-	-	-
330200	2019	-	-	-	-	-	-
330300	2019	10,700,344.54	-	-	-	-	-
330310	2019	41,192,973.17	-	-	-	-	-
330320	2019	-	-	-	-	-	-
338910	2019	-	-	-	-	-	-
338920	2019	-	-	-	-	-	-
339010	2019	1,065,669.63	-	-	76,904.19	-	(76,904.19)
339020	2019	12,542.48	(1,755.66)	-	41.82	-	(1,797.48)
339030	2019	2,752.07	-	-	-	-	-
339040	2019	-	-	-	-	-	-
339060	2019	-	-	-	-	-	-
339110	2019	603,515.98	-	-	-	-	-
339120	2019	-	-	-	-	-	-
339130	2019	4,361,463.73	-	-	-	-	-
339131	2019	1,838,388.01	-	-	-	-	-
339133	2019	-	-	-	-	-	-
339140	2019	-	-	-	-	-	-
339200	2019	-	-	-	-	-	-
339210	2019	-	-	-	-	-	-
339220	2019	-	-	-	-	-	-
339300	2019	-	-	-	-	-	-
339400	2019	44,164.49	-	-	-	-	-
339500	2019	-	-	-	-	-	-
339610	2019	-	-	-	-	-	-
339620	2019	-	-	-	-	-	-
339700	2019	781,146.39	-	-	-	-	-
339710	2019	-	-	-	-	-	-
339800	2019	-	-	-	-	-	-
339915	2019	-	-	-	-	-	-
2019 Total		149,176,094.74	(1,090,508.47)	0.00	62,524,002.59	(1,089,402.65)	(64,703,913.71)

Attachment to Response to DOD-FEA-1 Question No. 14

Louisville Gas & Electric Company
Salvage & Cost of Removal Study 1972 - 2019

Page 1105 of 2358

Garrett/Spanos

Acct	Year	Ret	Salvage	CP Salvage	Removal	CP Removal	Net Salvage
		149,176,094.74	(1,090,508.47)	-	62,524,002.59	(1,089,402.65)	(64,703,913.71)
		-	-	-	-	-	-

From: [Daly, Karen](#)
To: [John J Spanos \(jspanos@GFNET.com\)](mailto:jspanos@GFNET.com); fjohnston@gfnet.com
Cc: [Wiseman, Sara](#); [Riggs, Eric](#)
Subject: 2019 Files for Depreciation Study
Date: Wednesday, January 29, 2020 11:13:44 AM

You will be receiving a secure file that will include the following 5 files:

1. 2019 Activity File – Nov and Dec
2. Ku salvage & cor thru 2019
3. KU Plant Report – December 2019
4. LGE salvage & cor thru 2019
5. LGE Plant Report – December 2019

If you do not receive the files, or have any issues with them, please let us know.

Thank you!

Karen Daly

Senior Accounting Analyst | Property Accounting | LG&E and KU

220 West Main Street, Louisville, KY 40202

☎: 502-627-4279

Karen.Daly@lge-ku.com

From: [Spanos, John J.](#)
To: [Wiseman, Sara](#); [Riggs, Eric](#)
Subject: 2019 questions
Date: Monday, February 10, 2020 3:54:53 PM
Attachments: [LGE Data Questions - 2019.docx](#)
[KU Data Questions - 2019.docx](#)

EXTERNAL email. STOP and THINK before responding, clicking on links, or opening attachments.

Sara and Eric:

Here are some questions that we have based on the 2019 data or reactions to other years due to past responses.

Thanks
John

John J. Spanos | President

Gannett Fleming Valuation and Rate Consultants, LLC | 207 Senate Avenue, Camp Hill, PA 17011-2378

NOTE: NEW DIRECT DIAL PHONE NUMBER AS OF NOVEMBER 7, 2019

t 717.886.5721 | **c** 717.448.9365 | jspanos@gfnet.com

Excellence Delivered As Promised

Gannett Fleming is ISO 9001:2015 Certified.

www.gannettfleming.com | Stay connected: [Twitter](#) | [Facebook](#) | [LinkedIn](#) | [YouTube](#)

PRINTING SUSTAINABILITY STATEMENT: Gannett Fleming is committed to conserving natural resources and minimizing adverse environmental impacts in projects. Accordingly, project documentation will be provided in electronic format only unless clients specifically request hard copies. Visit our [website](#) to read more about our sustainability commitment.

CONFIDENTIALITY NOTICE: This email and any attachments may contain confidential information for the use of the named addressee. If you are not the intended recipient, you are hereby notified that you have received this communication in error and that any review, disclosure, dissemination, distribution or copying of it or its contents is prohibited

**LGE Data Questions
2019 Data****ELECTRIC**

1. Account 311 (Structures and Improvements)
 - a. Related to the retirements listed below, what was retired and why?
 - i. \$819K at Mill Creek Unit 2 SO2?
 - ii. \$561K at Mill Creek Unit 4?
2. Account 312 (Boiler Plant Equipment)
 - a. Related to the retirements listed below, what was retired and why?
 - i. \$3.5M at Mill Creek Unit 1?
 - ii. \$3.2M at Mill Creek Unit 3?
 - iii. \$8.7M at Mill Creek Unit 4?
3. Account 315 (Accessory Electric Equipment)
 - a. What caused the \$1.2M Cost of Removal (COR) at Mill Creek related to retirements of only \$373K?
4. Account 333 (Water Wheels, Turbines and Generators)
 - a. What was retired for \$2.8M and why?
5. Account 342 (Fuel Holders, Producers and Accessories)
 - a. What was retired for \$319K and why?
6. Account 343 (Prime Movers)
 - a. What was retired for \$3M at Brown Unit 6 and why?
 - b. Why is the COR related to the 2019 retirements so low?
7. Account 344 (Generators)
 - a. What was retired for \$2.9M at Cane Run and why?
 - b. Why is the COR related to the 2019 retirements so low?
8. Account 353.1 (Station Equipment)
 - a. Why are the retirements so low compared to prior years (only \$527K)?
9. Account 354 (Towers and Fixtures)
 - a. What caused the 2018 COR of \$958K related to only \$8K or retirements?
10. Account 368 (Line Transformers)
 - a. What caused the high retirements (\$2.9M)?
11. Accounts 369.1 and 369.2 (Services)
 - a. What is causing the high COR in years 2016 through 2019?
12. Account 373.2 (Street Lighting and Signal Systems – Underground)
 - a. Why were there no retirements again in 2019? This account had annual retirements every year 2009 through 2017.

**LGE Data Questions
2019 Data****GAS**

13. Accounts 351.2 through 356 (Gas Production)
 - a. What caused the high COR related to retirements in the years 2014 through 2018?
14. Accounts 352.4 and 352.5 (Well Drilling and Well Equipment)
 - a. We were advised as of 2018 the company is retiring gas wells that are no longer needed. Was this activity related to only 2018 or will this be ongoing? And, why are there no retirements recorded for either account in 2019?
15. Account 352.5 (Well Equipment)
 - a. Why were there no retirements?
16. Account 353 (Lines)
 - a. Why were there no retirements?
17. Account 375.2 (Structures and Improvements)
 - a. What caused the high COR of \$20.8K related to the \$5K retirement?
18. Account 376 (Mains)
 - a. What caused the \$1.6M COR? Is this COR related to the 2017 retirements?
19. Account 380 (Services)
 - a. Is the 2018 and 2019 COR related to retirements of early vintage years services?
20. Account 381 (Meters)
 - a. Are the retirements of \$2.3M related to the clean up of past retirements that had not been recorded similar to what took place in 2018? If not, what was retired and why?
21. Account 383 (House Regulators)
 - a. Why are there so few retirements in 2017 through 2019?

**Kentucky Utilities Data Questions
2019 Data**

1. Account 312 (Boiler Plant Equipment)
 - a. What was retired and why in reference to the units below?
 - i. Ghent Unit 3 for \$8M?
 - ii. Ghent Unit 4 for \$7.9M?
 - iii. Trimble County Unit 2 for \$7.7M?
2. Account 314 (Turbogenerator Units)
 - a. What was retired at Ghent Unit 3 for \$8.3M and why?
3. Account 315 (Accessory Electric Equipment)
 - a. What was retired at Trimble County Unit 2 for \$617K and why?
4. Account 331 (Structures and Improvements)
 - a. What caused the high Cost of Removal (COR) of \$180K related to the \$23K retirement?
5. Account 353.2 (Station Equipment – System Control/Communication)
 - a. What was retired for \$596K and why?
6. Account 355 (Poles and Fixtures)
 - a. What caused the high COR of \$4M on retirements of only \$1.2M? Is some of this COR related to retirements from previous years?
7. Account 356 (Overhead Conductors and Devices)
 - a. Why are the retirements (\$307K) so low compared to the 3 prior years when the retirements averaged \$2M per year?
8. Account 370.2 (Meters – CT and PT)
 - a. What do you have a separate “CT and PT” subaccount? How do you define CT and PT for the meter account?
 - b. What was retired for \$440K and why for young assets?
9. Account 373 (Street Lighting and Signal Systems)
 - a. Why are the retirements so low (only \$144K)?
10. Account 396.2 (Power Operated Equipment – Other)
 - a. What is causing the credit COR amount and the Gross Salvage amount when there has not been any COR or Gross Salvage recorded for this account in the past? Has there been a change in practice?

From: [Rutter, Cheryl A.](#)
To: [Wiseman, Sara](#); [Whitaker, Sherrie](#); [Crescente, Angela](#); [Daly, Karen](#)
Subject: Contract No. 152967 - Exhibit RP-Rates and Pricing - Updated Billing Rates for Gannett Fleming - ACTION REQUESTED
Date: Monday, February 17, 2020 8:20:22 AM
Attachments: [GFVRC B RATES-2020.doc](#)
[GFVRC B RATES-2020.pdf](#)
Importance: High

EXTERNAL email. STOP and THINK before responding, clicking on links, or opening attachments.

Good morning, Ladies...

Attached (in Word and PDF format) are Gannett Fleming Valuation and Rate Consultants, LLC's updated billing rates effective January 1, 2020.

Would you please issue an addendum to the above-referenced contact to incorporate the change in rates, Exhibit RP - Rates & Pricing.

If you have any questions, feel free to contact either me at crutter@gfnet.com or John Spanos at jspanos@gfnet.com.

Thank you.

Cheryl

Cheryl Ann Rutter, CPS | Administrator

Gannett Fleming Valuation and Rate Consultants, LLC

Mailing Address: P.O. Box 67100, Harrisburg, PA 17106-7100

Physical Address: 207 Senate Avenue, Camp Hill, PA 17011

717-886-5712 – NEW, DIRECT-DIAL PHONE NUMBER

Email: crutter@gfnet.com

Fax: 717-763-4590

Excellence Delivered As Promised

Gannett Fleming is ISO 9001:2015 Certified.

www.gannettfleming.com | Stay connected: [Twitter](#) | [Facebook](#) | [LinkedIn](#) | [YouTube](#)

PRINTING SUSTAINABILITY STATEMENT: Gannett Fleming is committed to conserving natural resources and minimizing adverse environmental impacts in projects. Accordingly, project documentation will be provided in electronic format only unless clients specifically request hard copies. Visit our [website](#) to read more about our sustainability commitment.

CONFIDENTIALITY NOTICE: This email and any attachments may contain confidential information for the use of the named addressee. If you are not the intended recipient, you are hereby notified that you have received this communication in error and that any review, disclosure, dissemination, distribution or copying of it or its contents is prohibited.

GANNETT FLEMING VALUATION AND RATE CONSULTANTS, LLC

2020 BILLING RATES*

<u>Personnel</u>	<u>Hourly Rate</u>
SUPERVISORY STAFF	
W. M. Stout, Principal Consultant	\$300.00
P. R. Herbert, Senior Consultant	280.00
J. J. Spanos, President	280.00
H. Walker, III, Manager, Financial Studies	250.00
J. F. Wiedmayer, Jr., Project Manager, Depreciation	230.00
N. W. Allis, Vice President	230.00
C. E. Heppenstall, Senior Project Manager, Rate Studies	230.00
STAFF	
Analysts and Engineers	180.00
Associate Analysts and Engineers	170.00
Assistant Analysts and Engineers	160.00
Senior Technicians	120.00
Support Staff	120.00

*Billing rates are subject to review and possible revision effective January 1, 2021

From: [Rutter, Cheryl A.](#)
To: [Wiseman, Sara](#)
Cc: [Whitaker, Sherrie](#); [Daly, Karen](#)
Subject: Invoice for Services Provided by Gannett Fleming re LG&E/KU Contract No. 152967 - Depreciation Studies - ACTION REQUESTED
Date: Monday, February 17, 2020 8:30:17 AM
Attachments: [066193 - No. 5025 - February 14, 2020.pdf](#)
Importance: High

EXTERNAL email. STOP and THINK before responding, clicking on links, or opening attachments.

Good morning, Sara.....

Attached is our invoice related to consulting services for LG&E/KU re Contract No. 152967 - Depreciation Studies – LG&E and KU Services Company during the period January 1 thru January 31, 2020. Please note that this invoice reflects an increase in our hourly billing rates effective January 1, 2020. A copy of the updated billing rates (PDF and Word formats) was sent to you under a separate email earlier today, along with a request for an update to the contract.

No services were provided during this period related to LG&E – Gas.

Would you please take the necessary action to have the invoice approved and sent to your Accounts Payable folks for processing of payment.

No paper copy will be sent.

If you have any questions related to the invoice, please contact either John Spanos at jspanos@gfnet.com or me at crutter@gfnet.com.

Thank you, and have a pleasant day.

Cheryl

Cheryl Ann Rutter, CPS | Administrator
Gannett Fleming Valuation and Rate Consultants, LLC
Mailing Address: P.O. Box 67100, Harrisburg, PA 17106-7100
Physical Address: 207 Senate Avenue, Camp Hill, PA 17011
717-886-5712 – NEW, DIRECT-DIAL PHONE NUMBER

Email: crutter@gfnet.com

Fax: 717-763-4590

Excellence Delivered As Promised

Gannett Fleming is ISO 9001:2015 Certified.

www.gannettfleming.com | Stay connected: [Twitter](#) | [Facebook](#) | [LinkedIn](#) | [YouTube](#)

specifically request hard copies. Visit our [website](#) to read more about our sustainability commitment.

CONFIDENTIALITY NOTICE: This email and any attachments may contain confidential information for the use of the named addressee. If you are not the intended recipient, you are hereby notified that you have received this communication in error and that any review, disclosure, dissemination, distribution or copying of it or its contents is prohibited.

Gannett Fleming Valuation and Rate Consultants, LLC

LG&E and KU Services Company
Attn: Sara Wiseman
P.O. Box 32010
Louisville, KY 40232-7100

Project: 066193
Invoice No: 066193*5025
Invoice Date: February 14, 2020

ACH/EFT Payment Information:
ABA: 031312738
Account No.: 5003165655
Account Name: Gannett Fleming

Check Payment Information:
Gannett Fleming Valuation and Rate Consultants, LLC
PO Box 829160
Philadelphia, PA 19182-9160

Federal EIN: 46-4413705
Send Remit Info: AccountsReceivable@gfnet.com

Note: TO PREVENT IMPOSTER FRAUD. If you receive any notification of a change in payment instructions, you should call our Accounts Receivable department at 717-763-7211 to verify the authenticity of the change. We cannot be held responsible for a misdirected payment as a result of your not confirming authenticity of requested changes to payment instructions or "imposter hacks" to your system.

Invoice Period: January 1, 2020 through January 31, 2020

Project Manager : John J. Spanos **jspanos@gfnet.com** **717 763-7211**

Contract No. 152967- Depreciation Studies of LG&E and KU Services Company

Summary of Current Charges

Phase 100	- DEPR - LG&E - ELECTRIC	\$	1,250.00
Phase 200	- DEPR - KENTUCKY UTILITIES		1,330.00
	Total Charges		\$ 2,580.00
	Total Due This Invoice		\$2,580.00

Gannett Fleming Valuation and Rate Consultants, LLC

Phase 100 -- Depr - LG&E - Electric

Labor Costs

<u>Labor Classification</u>	<u>Hours</u>	<u>Rate</u>	<u>Amount</u>
Analyst	3.50	\$ 180.00	\$ 630.00
John J. Spanos	2.00	280.00	560.00
Support Staff	0.50	120.00	60.00
Total Labor Costs			\$ 1,250.00
Total Phase -- 100			\$ 1,250.00

Phase 200 -- Depr - Kentucky Utilities

Labor Costs

<u>Labor Classification</u>	<u>Hours</u>	<u>Rate</u>	<u>Amount</u>
Analyst	5.50	180.00	990.00
John J. Spanos	1.00	280.00	280.00
Support Staff	0.50	120.00	60.00
Total Labor Costs			\$ 1,330.00
Total Phase -- 200			\$ 1,330.00

From: [Smith, Austin](#)
To: [Wiseman, Sara](#)
Subject: LGE and KU Data Questions - 2019
Date: Tuesday, February 18, 2020 10:50:06 AM

To: jspanos@gfnet.com, fjohnston@GFNET.com

CC: Eric.Riggs@lge-ku.com, Sara.Wiseman@lge-ku.com

One or more files have been sent to you.

Visit the [Workspace](#) to retrieve files.

You may be prompted to register an account if authentication is required.

This link will expire on first use

1. Account 312 (Boiler Plant Equipment)
 - a. What was retired and why in reference to the units below?
 - i. Ghent Unit 3 for \$8M?
 1. The burners on the Ghent Unit 3 boiler are at the end of their useful life, so all 24 burner assemblies are being replaced. (\$3.7M)
 2. Replacement of the primary superheater. (\$1.2M)
 3. Replacement of 83 of the Ghent 3 water wall tubes in order to prevent potential boiler tube failure. (\$800K)
 4. Replacement of the front and rear portions of the vertical reheater to mitigate boiler failure. (\$778K)
 5. Replacement of the upper bank of the upper economizer due to erosion. (\$425K)
 6. Replacement of precipitator components. (\$177K)
 7. Replacement of the valves and actuators on the Ghent Unit 3 fly ash system that are no longer reliable. (\$167K)
 8. A total of \$7.2M is listed for the projects above. There were other smaller retirements that make up the balance in question.
 - ii. Ghent Unit 4 for \$7.9M?
 1. A fire occurred at the Ghent CCR pipe conveyor and truck unloading station. Assets identified as destroyed were retired. (\$5.4M)
 2. Replacement of the dry fly ash conditioning and loading system, pug mills, in order to improve silo unloading, dry ash conditioning, and truck loading. (\$2.5M)
 - iii. Trimble County Unit 2 for \$7.7M?
 1. Replacement of the cages and bags on the Trimble County 2 Pulse Jet Fabric Filter. (\$4M)
 2. Replacement of 5,000 square feet of furnace water wall tubing. (\$1.1M)
 3. Catalyst modules in Layer 3 of the SCR catalyst system were replaced to improve SCR performance. (\$1M)
 4. Replacement of hydro jet piping. (\$190K)
 5. Replacement of air fan to help reduce condensation on the hub and extend useful life. (\$200K)
 6. A total of \$6.5M is listed for the projects above. There were other smaller retirements that make up the balance in question.

2. Account 314 (Turbogenerator Units)
 - a. What was retired at Ghent Unit 3 for \$8.3M and why?
 - i. The Ghent Unit 3 cooling tower was replaced because it was showing signs of structural damage. (\$6.1M)
 - ii. Replacement of the rotor in the Unit 3 generator to uphold generator reliability. (\$680K)
 - iii. Replacement of the turbine intermediate pressure diaphragms that were at the end of their useful life. (\$540K)
 - iv. Replacement of the packing in the high pressure and intermediate pressure sections of the Ghent Unit 3 turbine to prevent steam from bypasses stages of the turbine. (\$240K)
 - v. A total of \$7.6M is listed for the projects above. There were other smaller retirements that make up the balance in question.
3. Account 315 (Accessory Electric Equipment)
 - a. What was retired at Trimble County Unit 2 for \$617K and why?
 - i. Replacement of the 46 obsolete ABB Advanced Model 3 breakers in the TC2 unit 14kV and 7Kv switchgear.
4. Account 331 (Structures and Improvements)
 - a. What caused the high Cost of Removal (COR) of \$180K related to the \$23K retirement?
 - i. Lead abatement was the reason for the high COR.
5. Account 353.2 (Station Equipment – System Control/Communication)
 - a. What was retired for \$596K and why?
 - i. Communications equipment was retired. The additions were classified to account 397-Communication equipment. Account 353.2 is under review to transfer all remaining assets to account 397.
6. Account 355 (Poles and Fixtures)
 - a. What caused the high COR of \$4M on retirements of only \$1.2M? Is some of this COR related to retirements from previous years?
 - i. The company replaced older poles in very rural areas accounting for the low dollar retirement figure and increased cost of removal due to the remote locations. The COR does not relate to retirements in a previous year.
7. Account 356 (Overhead Conductors and Devices)
 - a. Why are the retirements (\$307K) so low compared to the 3 prior years when the retirements averaged \$2M per year?

- i. Prior year retirements related to an emphasis on hardening the transmission system. This program has slowed down in 2019 as projects were completed.
- 8. Account 370.2 (Meters – CT and PT)
 - a. What do you have a separate “CT and PT” subaccount? How do you define CT and PT for the meter account?
 - i. Current transformers and potential transformers are used to meter some customers electric usage. These assets differ from electromechanical meters and smart meters and the company decided to have a separate account segregating them.
 - b. What was retired for \$440K and why for young assets?
 - i. Current transformers and potential transformers were retired from assets years 1941 to 2013 using information provided by the new Meter Asset System.
- 9. Account 373 (Street Lighting and Signal Systems)
 - a. Why are the retirements so low (only \$144K)?
 - i. Retirements of \$300K for street lighting blanket projects were recorded in January 2020.
- 10. Account 396.2 (Power Operated Equipment – Other)
 - a. What is causing the credit COR amount and the Gross Salvage amount when there has not been any COR or Gross Salvage recorded for this account in the past? Has there been a change in practice?
 - i. Retired equipment in this account was sold at auction and the costs to sell and proceeds from the sale were recorded to this account.

ELECTRIC

1. Account 311 (Structures and Improvements)
 - a. Related to the retirements listed below, what was retired and why?
 - i. \$819K at Mill Creek Unit 2 SO2?
 1. The existing warehouses and training buildings were demolished as part of the project to upgrade necessary equipment at Mill Creek to ensure compliance with the new EPA regulations. (\$819k)
 - ii. \$561K at Mill Creek Unit 4?
 1. The existing warehouses and training buildings were demolished as part of the project to upgrade necessary equipment at Mill Creek to ensure compliance with the new EPA regulations. (\$270K)
 2. Replacement of the 32 roof exhauster assemblies that had reached the end of their useful life. (\$226K)
 3. Replacement of the Mill Creek boiler room reactant feed roof that had reached the end of its useful life. (\$32K)
 4. Replacement of failed assets during the year. (\$33K)

2. Account 312 (Boiler Plant Equipment)
 - a. Related to the retirements listed below, what was retired and why?
 - i. \$3.5M at Mill Creek Unit 1?
 1. Replaced damaged water wall sections which exhibited significant wall loss. (\$1M)
 2. Existing three-layer baskets, at the end of their useful life, were replaced. (\$616K)
 3. The casing hot roof on all four inlet ESP fields and high voltage electrode rappers were replaced to stop air in-leakage corrosion. (\$546K)
 4. Replacement of dampers controlling the primary air flow on each mill. (\$362K)
 5. The vertical shaft of the coal mill gear box was replaced. (\$223K)
 6. Replacement of damaged feedwater heaters. (\$157K)
 7. A total of \$2.9M is listed for the projects above. Other retirements with a cost less than \$100K each were recorded that make up the balance in question. (Soot blowers, tubing).

- ii. \$3.2M at Mill Creek Unit 3?
 - 1. The original Mill Creek Unit 3 stack was retired. (the Mill Creek Unit 4 stack became the Unit 3 stack and a new stack was built for Unit4) became Mill Creek Unit 3 and the original Mill Creek Unit 3 stack was retired. (\$3M)
 - 2. Other smaller retirements less than \$100K each of failed assets make up the remaining balance.
- iii. \$8.7M at Mill Creek Unit 4?
 - 1. Replacement of the process water systems in order to manage the on-going operation related to water usage, treatment, and discharge with current permit conditions. (\$4.2M)
 - 2. Replaced Intermediate SH tubes to mitigate potential boiler failures. (\$1M)
 - 3. Replacement of 1,600 square feet of boiler tubing to mitigate potential boiler tube failures on Mill Creek Unit 4 water walls. (\$657K)
 - 4. Replaced Mill Creek Unit 4 Layer 3 SCR Catalyst due to filter pluggage. (\$616K)
 - 5. 3,350 square feet of Mill Creek Unit 4 Precipitator casing panels were replaced due to numerous failures. (\$447K)
 - 6. Removal of the duplex heaters on Mill Creek Unit 4. (\$400K)
 - 7. Replacement of the Mill Creek Unit 4 secondary airflow measurement system. (\$367K)
 - 8. Replacement of 2,600 sqft of thinned boiler tubing to mitigate potential boiler failures. (\$250K)
 - 9. The existing warehouses and training buildings were demolished as part of the project to upgrade necessary equipment at Mill Creek to ensure compliance with the new EPA regulations. (\$173K)
 - 10. Replacement of the E2 Crusher discharge chute in order to control dusting in the Crusher house. (\$138K)
 - 11. A total of \$8.3M is listed for the projects above. There were other smaller retirements less than \$100K each that make up the balance in question.

3. Account 315 (Accessory Electric Equipment)
 - a. What caused the \$1.2M Cost of Removal (COR) at Mill Creek related to retirements of only \$373K?
 - i. The high COR recorded in 2019 relates to assets retired in a previous year. LGE records large retirements when a project is placed into service using the preliminary retirement functionality of the Power Plan software. Assets related to Mill Creek Unit 1&2 FGD replacement of \$10.9M was made in 2015 and assets related to Mill Creek Unit 4 FGD replacement of \$5.8M were made in 2015. No RWIP was moved at this time. The RWIP of \$1.2M was moved to COR in 2019 when the project was completed.
4. Account 333 (Water Wheels, Turbines and Generators)
 - a. What was retired for \$2.8M and why?
 - i. Replacement of the Ohio Falls stator rewind and bearings to mitigate issues that are occurring with operating temperatures during high loads.
5. Account 342 (Fuel Holders, Producers and Accessories)
 - a. What was retired for \$319K and why?
 - i. Cane Run 11 CT failed to engage turning gear and it was determined not to be economical to repair. The unit was retired in place.
6. Account 343 (Prime Movers)
 - a. What was retired for \$3M at Brown Unit 6 and why?
 - i. The C Inspection resulted in replacement of sections of the Brown Unit 6 combustion turbine and turbine components.
 - b. Why is the COR related to the 2019 retirements so low?
 - i. The low COR recorded in 2019 is because this project is not yet complete. LGE records large retirements when a project is placed into service using the preliminary retirement functionality of the Power Plan software. The COR related to these retirements will be processed when the project is complete.
7. Account 344 (Generators)
 - a. What was retired for \$2.9M at Cane Run and why?
 - i. Cane Run 11 CT failed to engage turning gear and it was determined not to be economical to repair. The unit was retired in place.
 - b. Why is the COR related to the 2019 retirements so low?
 - i. A decision has not been made at this time for the dismantlement of CR11.

8. Account 353.1 (Station Equipment)
 - a. Why are the retirements so low compared to prior years (only \$527K)?
 - i. No large costly transformers were retired in 2019 as occurred in the prior years.
9. Account 354 (Towers and Fixtures)
 - a. What caused the 2018 COR of \$958K related to only \$8K of retirements?
 - i. The asset cost is low due to the age of the towers and the small cost of the original assets. In hardening the transmission system, the company repaired tower foundations which required a lot of equipment and labor costs, but the asset cost retired was small.
10. Account 368 (Line Transformers)
 - a. What caused the high retirements (\$2.9M)?
 - i. A cleanup of the operational records resulted in the high retirements.
11. Accounts 369.1 and 369.2 (Services)
 - a. What is causing the high COR in years 2016 through 2019?
 - i. Starting in 2016 the Company instituted a new reporting process and training for the proper reporting of labor associated with electric services.
12. Account 373.2 (Street Lighting and Signal Systems – Underground)
 - a. Why were there no retirements again in 2019? This account had annual retirements every year 2009 through 2017.
 - i. Street lighting reports no longer differentiate between account 373.1 Overhead and 373.2 Underground. The Company is undertaking a process to combine these two accounts.

GAS

13. Accounts 351.2 through 356 (Gas Production)
 - a. What caused the high COR related to retirements in the years 2014 through 2018?
 - i. The primary cause is asbestos removal.

14. Accounts 352.4 and 352.5 (Well Drilling and Well Equipment)

- a. We were advised as of 2018 the company is retiring gas wells that are no longer needed. Was this activity related to only 2018 or will this be ongoing? And, why are there no retirements recorded for either account in 2019?
 - i. This is ongoing work. The work is impacted by the weather and time availability to complete the work. The work performed in 2019 was not reported as being complete.

15. Account 352.5 (Well Equipment)

- a. Why were there no retirements?
 - i. See above.

16. Account 353 (Lines)

- a. Why were there no retirements?
 - i. The projects completed and worked in 2019 were for new additions.

17. Account 375.2 (Structures and Improvements)

- a. What caused the high COR of \$20.8K related to the \$5K retirement?
 - i. The high COR was primarily related to asbestos removal.

18. Account 376 (Mains)

- a. What caused the \$1.6M COR? Is this COR related to the 2017 retirements?
 - i. The majority of this relates to the cut, cap, and purge of steel pipe replaced in 2018 and 2019. It does not relate to 2017 retirements.

19. Account 380 (Services)

- a. Is the 2018 and 2019 COR related to retirements of early vintage years services?
 - i. Yes.

20. Account 381 (Meters)

- a. Are the retirements of \$2.3M related to the clean up of past retirements that had not been recorded similar to what took place in 2018? If not, what was retired and why?
 - i. Yes, the company implemented a new meter asset management software resulting in more clean up.

21. Account 383 (House Regulators)

- a. Why are there so few retirements in 2017 through 2019?
 - i. The company completed a program replacing almost all gas regulators that was finished in 2016. This has resulted in few retirements since then.

From: [Smith, Austin](#)
To: [Spanos, John J.](#); [Johnston Jr., Frederick B.](#)
Cc: [Wiseman, Sara](#); [Riggs, Eric](#)
Subject: Data Questions - 2019
Date: Tuesday, February 18, 2020 10:50:25 AM

All,

I just sent the Data Question files for LGE and KU securely. Let me know if you have any issues opening them.

Thank you,

Austin Smith

Accounting Analyst I | Property Accounting | LG&E and KU
220 West Main Street, Louisville, KY 40202
O: 502-627-3786
Austin.Smith@lge-ku.com

From: [Spanos, John J.](#)
To: [Wiseman, Sara](#)
Subject: Re:
Date: Tuesday, February 18, 2020 1:36:32 PM

EXTERNAL email. STOP and THINK before responding, clicking on links, or opening attachments.

You are correct it was not planned by you or Eric. Needless to say it created a miserable drive through Virginia and Washington DC during rush hour.

Anyway I am out until Friday so if you could call Friday morning that would be great.

John

Sent from my iPhone

> On Feb 18, 2020, at 10:12 AM, Wiseman, Sara <Sara.Wiseman@lge-ku.com> wrote:

>

> Obviously you were on a site visit that was NOT planned by Eric and me. LOL

>

> Either Eric or I will call you. When do you plan to be back in the office?

>

> -----Original Message-----

> From: Spanos, John J. <jspanos@GFNET.com>

> Sent: Tuesday, February 18, 2020 8:30 AM

> To: Wiseman, Sara <Sara.Wiseman@lge-ku.com>

> Subject: RE:

>

> EXTERNAL email. STOP and THINK before responding, clicking on links, or opening attachments.

>

> Sara:

>

> I apologize for missing the call and giving you late notice yesterday. There was a big mix up on my site visit yesterday which created a schedule nightmare.

>

> Do you want to try to reschedule or did you conduct the call and will just brief me on the information.

>

> John

>

> -----Original Message-----

> From: Wiseman, Sara <Sara.Wiseman@lge-ku.com>

> Sent: Monday, February 17, 2020 1:33 PM

> To: Spanos, John J. <jspanos@GFNET.com>

> Subject: RE:

>

> OK, thanks for letting me know. Will be in touch.

>

> -----Original Message-----

> From: Spanos, John J. <jspanos@GFNET.com>

> Sent: Monday, February 17, 2020 1:26 PM

> To: Wiseman, Sara <Sara.Wiseman@lge-ku.com>

> Subject:

>

> EXTERNAL email. STOP and THINK before responding, clicking on links, or opening attachments.

>

> Sara

>

> Behind schedule today in field so I cannot make call

>

> Sent from my iPhone

>

> ----- The information contained in this transmission is intended only for the person or entity to which it is directly addressed or copied. It may contain material of confidential and/or private nature. Any review, retransmission, dissemination or other use of, or taking of any action in reliance upon, this information by persons or entities other than the intended recipient is not allowed. If you received this message and the information contained therein by error, please contact the sender and delete the material from your/any storage medium.

>

> ----- The information contained in this transmission is intended only for the person or entity to which it is directly addressed or copied. It may contain material of confidential and/or private nature. Any review, retransmission, dissemination or other use of, or taking of any action in reliance upon, this information by persons or entities other than the intended recipient is not allowed. If you received this message and the information contained therein by error, please contact the sender and delete the material from your/any storage medium.

From: [Spanos, John J.](#)
To: [Wiseman, Sara](#)
Subject: Re:
Date: Wednesday, February 19, 2020 5:39:00 PM

EXTERNAL email. STOP and THINK before responding, clicking on links, or opening attachments.

Sara

Tomorrow afternoon will be good for a call if it works for you

Sent from my iPhone

> On Feb 18, 2020, at 10:12 AM, Wiseman, Sara <Sara.Wiseman@lge-ku.com> wrote:

>

> Obviously you were on a site visit that was NOT planned by Eric and me. LOL

>

> Either Eric or I will call you. When do you plan to be back in the office?

>

> -----Original Message-----

> From: Spanos, John J. <jspanos@GFNET.com>

> Sent: Tuesday, February 18, 2020 8:30 AM

> To: Wiseman, Sara <Sara.Wiseman@lge-ku.com>

> Subject: RE:

>

> EXTERNAL email. STOP and THINK before responding, clicking on links, or opening attachments.

>

> Sara:

>

> I apologize for missing the call and giving you late notice yesterday. There was a big mix up on my site visit yesterday which created a schedule nightmare.

>

> Do you want to try to reschedule or did you conduct the call and will just brief me on the information.

>

> John

>

> -----Original Message-----

> From: Wiseman, Sara <Sara.Wiseman@lge-ku.com>

> Sent: Monday, February 17, 2020 1:33 PM

> To: Spanos, John J. <jspanos@GFNET.com>

> Subject: RE:

>

> OK, thanks for letting me know. Will be in touch.

>

> -----Original Message-----

> From: Spanos, John J. <jspanos@GFNET.com>

> Sent: Monday, February 17, 2020 1:26 PM

> To: Wiseman, Sara <Sara.Wiseman@lge-ku.com>

> Subject:

>

> EXTERNAL email. STOP and THINK before responding, clicking on links, or opening attachments.

>

> Sara

>

> Behind schedule today in field so I cannot make call

>

> Sent from my iPhone

>

> ----- The information contained in this transmission is intended only for the person or entity to which it is directly addressed or copied. It may contain material of confidential and/or private nature. Any review, retransmission, dissemination or other use of, or taking of any action in reliance upon, this information by persons or entities other than the intended recipient is not allowed. If you received this message and the information contained therein by error, please contact the sender and delete the material from your/any storage medium.

>

> ----- The information contained in this transmission is intended only for the person or entity to which it is directly addressed or copied. It may contain material of confidential and/or private nature. Any review, retransmission, dissemination or other use of, or taking of any action in reliance upon, this information by persons or entities other than the intended recipient is not allowed. If you received this message and the information contained therein by error, please contact the sender and delete the material from your/any storage medium.

From: [Spanos, John J.](#)
To: [Wiseman, Sara](#)
Subject: RE:
Date: Thursday, February 20, 2020 10:18:26 AM

EXTERNAL email. STOP and THINK before responding, clicking on links, or opening attachments.

1:30 works for me. I just returned to the office

-----Original Message-----

From: Wiseman, Sara <Sara.Wiseman@lge-ku.com>
Sent: Thursday, February 20, 2020 8:51 AM
To: Spanos, John J. <jspanos@GFNET.com>
Subject: RE:

Is 1:30 or 3 OK?

-----Original Message-----

From: Spanos, John J. <jspanos@GFNET.com>
Sent: Wednesday, February 19, 2020 5:39 PM
To: Wiseman, Sara <Sara.Wiseman@lge-ku.com>
Subject: Re:

EXTERNAL email. STOP and THINK before responding, clicking on links, or opening attachments.

Sara

Tomorrow afternoon will be good for a call if it works for you

Sent from my iPhone

> On Feb 18, 2020, at 10:12 AM, Wiseman, Sara <Sara.Wiseman@lge-ku.com> wrote:

>

> Obviously you were on a site visit that was NOT planned by Eric and me. LOL

>

> Either Eric or I will call you. When do you plan to be back in the office?

>

> -----Original Message-----

> From: Spanos, John J. <jspanos@GFNET.com>
> Sent: Tuesday, February 18, 2020 8:30 AM
> To: Wiseman, Sara <Sara.Wiseman@lge-ku.com>
> Subject: RE:

>

> EXTERNAL email. STOP and THINK before responding, clicking on links, or opening attachments.

>

> Sara:

>

> I apologize for missing the call and giving you late notice yesterday. There was a big mix up on my site visit yesterday which created a schedule nightmare.

>

> Do you want to try to reschedule or did you conduct the call and will just brief me on the information.

>

> John

>

> -----Original Message-----

> From: Wiseman, Sara <Sara.Wiseman@lge-ku.com>
> Sent: Monday, February 17, 2020 1:33 PM
> To: Spanos, John J. <jspanos@GFNET.com>
> Subject: RE:

>
> OK, thanks for letting me know. Will be in touch.

>
> -----Original Message-----

> From: Spanos, John J. <jspanos@GFNET.com>
> Sent: Monday, February 17, 2020 1:26 PM
> To: Wiseman, Sara <Sara.Wiseman@lge-ku.com>
> Subject:

> EXTERNAL email. STOP and THINK before responding, clicking on links, or opening attachments.

> Sara

> Behind schedule today in field so I cannot make call

> Sent from my iPhone

> ----- The information contained in this transmission is intended only for the person or entity to which it is directly addressed or copied. It may contain material of confidential and/or private nature. Any review, retransmission, dissemination or other use of, or taking of any action in reliance upon, this information by persons or entities other than the intended recipient is not allowed. If you received this message and the information contained therein by error, please contact the sender and delete the material from your/any storage medium.

> ----- The information contained in this transmission is intended only for the person or entity to which it is directly addressed or copied. It may contain material of confidential and/or private nature. Any review, retransmission, dissemination or other use of, or taking of any action in reliance upon, this information by persons or entities other than the intended recipient is not allowed. If you received this message and the information contained therein by error, please contact the sender and delete the material from your/any storage medium.

----- The information contained in this transmission is intended only for the person or entity to which it is directly addressed or copied. It may contain material of confidential and/or private nature. Any review, retransmission, dissemination or other use of, or taking of any action in reliance upon, this information by persons or entities other than the intended recipient is not allowed. If you received this message and the information contained therein by error, please contact the sender and delete the material from your/any storage medium.

From: [Spanos, John J.](#)
To: [Wiseman, Sara](#); [Riggs, Eric](#)
Subject: documents
Date: Saturday, March 21, 2020 11:46:32 AM

EXTERNAL email. STOP and THINK before responding, clicking on links, or opening attachments.

Sara and Eric:

I have some documents that should be sent. Please advise the best method.

Thanks

John

John J. Spanos | President

Gannett Fleming Valuation and Rate Consultants, LLC | 207 Senate Avenue, Camp Hill, PA 17011-2378

NOTE: NEW DIRECT DIAL PHONE NUMBER AS OF NOVEMBER 7, 2019

t 717.886.5721 | **c** 717.448.9365 | jspanos@gfnet.com

Excellence Delivered As Promised

Gannett Fleming is ISO 9001:2015 Certified.

www.gannettfleming.com | Stay connected: [Twitter](#) | [Facebook](#) | [LinkedIn](#) | [YouTube](#)

PRINTING SUSTAINABILITY STATEMENT: Gannett Fleming is committed to conserving natural resources and minimizing adverse environmental impacts in projects. Accordingly, project documentation will be provided in electronic format only unless clients specifically request hard copies. Visit our [website](#) to read more about our sustainability commitment.

CONFIDENTIALITY NOTICE: This email and any attachments may contain confidential information for the use of the named addressee. If you are not the intended recipient, you are hereby notified that you have received this communication in error and that any review, disclosure, dissemination, distribution or copying of it or its contents is prohibited

From: [Wiseman, Sara](#)
To: [John Spanos \(jspanos@gfnet.com\)](mailto:jspanos@gfnet.com)
Cc: [Garrett, Chris](#); [Riggs, Eric](#)
Subject: FW: Generation Services Depreciation Review- Submitted 3-18-20.xlsx
Date: Tuesday, March 24, 2020 10:54:21 AM
Attachments: [Generation Services Depreciation Review- Submitted 3-18-20.xlsx](#)

From: Drake, Michael <Michael.Drake@lge-ku.com>
Sent: Wednesday, March 18, 2020 7:10 PM
To: Wiseman, Sara <Sara.Wiseman@lge-ku.com>
Subject: Generation Services Depreciation Review- Submitted 3-18-20.xlsx

Please review.

Attachment to Response to DOD EEA-1 Question No. 14
Generation Services Depreciation Review 3.18.20

Station	Unit	Type	Commercial	Current Retirement	Revised Retirement	Projected Life (years)
MC	1	Steam	1972	2032	2024	52
MC	2	Steam	1974	2034	2029	55
MC	3	Steam	1978	2038	2039	61
MC	4	Steam	1982	2042	2039	57
TC	1	Steam	1990	2050	2045	55
TC	2	Steam	2010	2066	2066	56
TC	5	Primary CT	2002	2032	2042	40
TC	6	Primary CT	2002	2032	2042	40
TC	7	Primary CT	2004	2034	2044	40
TC	8	Primary CT	2004	2034	2044	40
TC	9	Primary CT	2004	2034	2044	40
TC	10	Primary CT	2004	2034	2044	40
CR	7	CCGT	2015	2055	2055	40
BR	3	Steam	1971	2035	2029	58
BR	5	Primary CT	2001	2031	2041	40
BR	6	Primary CT	1999	2029	2039	40
BR	7	Primary CT	1999	2029	2039	40
BR	8	Primary CT	1995	2025	2035	40
BR	9	Primary CT	1994	2031	2034	40
BR	10	Primary CT	1995	2031	2035	40
BR	11	Primary CT	1996	2026	2036	40
GH	1	Steam	1974	2034	2034	60
GH	2	Steam	1977	2034	2034	57
GH	3	Steam	1981	2037	2037	56
GH	4	Steam	1984	2038	2037	53
PR	11	Secondary CT	1968	2018	2025	57
PR	12	Secondary CT	1968	2018	2025	57
PR	13	Primary CT	2001	2031	2041	40
Zorn	1	Secondary CT	1969		2021	52
OF	1-8	Hydro	1928	2045	2045	117
HA	1	Secondary CT	1970	2020	2025	55
HA	2	Secondary CT	1970	2020	2025	55
DIX	1-3	Hydro	1925	2041	2041	116

From: [Spanos, John J.](#)
To: [Wiseman, Sara](#); [Riggs, Eric](#); [Garrett, Chris](#)
Subject: LGE/KU results
Date: Wednesday, March 25, 2020 10:52:54 AM
Attachments: [KU-2019-Results.xlsx](#)
[LGE - 2019 - Common-Results.xlsx](#)
[LGE - 2019 - Electric-Results.xlsx](#)
[LGE - 2019 - Gas - Results.xlsx](#)

EXTERNAL email. STOP and THINK before responding, clicking on links, or opening attachments.

All:

Attached are the depreciation schedules for LG&E and KU for your review

John

John J. Spanos | President

Gannett Fleming Valuation and Rate Consultants, LLC | 207 Senate Avenue, Camp Hill, PA 17011-2378

NOTE: NEW DIRECT DIAL PHONE NUMBER AS OF NOVEMBER 7, 2019

t 717.886.5721 | **c** 717.448.9365 | jspanos@gfnet.com

Excellence Delivered As Promised

Gannett Fleming is ISO 9001:2015 Certified.

www.gannettfleming.com | Stay connected: [Twitter](#) | [Facebook](#) | [LinkedIn](#) | [YouTube](#)

PRINTING SUSTAINABILITY STATEMENT: Gannett Fleming is committed to conserving natural resources and minimizing adverse environmental impacts in projects. Accordingly, project documentation will be provided in electronic format only unless clients specifically request hard copies. Visit our [website](#) to read more about our sustainability commitment.

CONFIDENTIALITY NOTICE: This email and any attachments may contain confidential information for the use of the named addressee. If you are not the intended recipient, you are hereby notified that you have received this communication in error and that any review, disclosure, dissemination, distribution or copying of it or its contents is prohibited

KENTUCKY UTILITIES

TABLE 1. SUMMARY OF ESTIMATED SURVIVOR CURVES, NET SALVAGE PERCENT, ORIGINAL COST, BOOK DEPRECIATION RESERVE AND CALCULATED ANNUAL DEPRECIATION ACCRUAL RATES AS OF DECEMBER 31, 2019

ACCOUNT (1)	PROBABLE RETIREMENT DATE (2)	SURVIVOR CURVE (3)	NET SALVAGE PERCENT (4)	ORIGINAL COST (5)	BOOK DEPRECIATION RESERVE (6)	FUTURE ACCRUALS (7)	CALCULATED ANNUAL ACCRUAL AMOUNT (8)	CALCULATED ANNUAL ACCRUAL RATE (9)=(8)/(5)	COMPOSITE REMAINING LIFE (10)=(7)/(8)		
DEPRECIABLE PLANT											
INTANGIBLE PLANT											
302.00	FRANCHISES AND CONSENTS		20-SQ	0	55,918.83	73,405	(17,486)	0	-	-	
303.00	MISCELLANEOUS INTANGIBLE PLANT		5-SQ	0	67,553,380.79	30,970,581	36,582,800	11,576,746	17.14	3.2	
303.10	CCS SOFTWARE	12-2027	SQUARE	*	18,744,035.06	7,145,754	11,598,281	1,449,785	7.73	8.0	
TOTAL INTANGIBLE PLANT					86,353,334.68	38,189,740	48,163,595	13,026,531			
STEAM PRODUCTION PLANT											
311.00	STRUCTURES AND IMPROVEMENTS										
	TRIMBLE COUNTY UNIT 2	06-2066	100-R2.5	*	(14)	96,581,776.63	20,829,661	89,273,564	2,015,533	2.09	44.3
	TRIMBLE COUNTY UNIT 2 SCRUBBER	06-2066	100-R2.5	*	(14)	5,781,870.34	3,384,982	3,206,350	74,183	1.28	43.2
	TRIMBLE COUNTY TRAINING CENTER	06-2066	100-R2.5	*	(5)	1,280,246.87	20,976	1,323,283	29,276	2.29	45.2
	SYSTEM LABORATORY	06-2040	100-R2.5	*	(1)	1,123,220.30	764,451	370,002	18,344	1.63	20.2
	BROWN UNIT 1	02-2019	100-R2.5	*	(6)	3,975,675.61	4,214,216	0	0	-	-
	BROWN UNIT 2	02-2019	100-R2.5	*	(6)	2,294,022.73	2,431,665	(1)	0	-	-
	BROWN UNIT 3	06-2029	100-R2.5	*	(6)	29,542,627.05	15,924,770	15,390,415	1,630,784	5.52	9.4
	BROWN UNIT 1, 2 AND 3 SCRUBBER	06-2029	100-R2.5	*	(6)	45,553,346.69	16,570,665	31,715,882	3,352,600	7.36	9.5
	GHENT UNIT 1 SCRUBBER	06-2034	100-R2.5	*	(7)	8,491,198.64	6,541,385	2,544,198	177,497	2.09	14.3
	GHENT UNIT 1	06-2034	100-R2.5	*	(7)	21,844,018.93	10,762,578	12,610,522	885,290	4.05	14.2
	GHENT UNIT 2	06-2034	100-R2.5	*	(7)	16,973,446.88	9,537,734	8,623,854	607,762	3.58	14.2
	GHENT UNIT 3	06-2037	100-R2.5	*	(7)	51,859,899.14	35,605,199	19,884,893	1,156,157	2.23	17.2
	GHENT UNIT 4	06-2037	100-R2.5	*	(7)	46,461,158.85	18,051,100	31,662,340	1,831,843	3.94	17.3
	GHENT UNIT 2 SCRUBBER	06-2034	100-R2.5	*	(7)	15,622,909.76	12,328,048	4,388,465	306,671	1.96	14.3
TOTAL ACCOUNT 311 - STRUCTURES AND IMPROVEMENTS					347,385,418.42	156,967,430	220,993,767	12,085,940	3.48	18.3	
311.20	STRUCTURES AND IMPROVEMENTS - RETIRED PLANT										
	TYRONE UNIT 3	12-2015	100-R2.5	*	(10)	514,445.05	780,162	(214,272)	0	-	-
	TYRONE UNITS 1 AND 2	12-2015	100-R2.5	*	(10)	83,735.68	126,986	(34,877)	0	-	-
	GREEN RIVER UNIT 3	12-2015	100-R2.5	*	(10)	563,915.84	770,809	(150,502)	0	-	-
	GREEN RIVER UNIT 4	12-2015	100-R2.5	*	(10)	2,325,761.84	3,179,056	(620,718)	0	-	-
	GREEN RIVER UNITS 1 AND 2	12-2015	100-R2.5	*	(10)	480,446.20	656,716	(128,225)	0	-	-
	PINEVILLE UNIT 3	12-2015	100-R2.5	*	(10)	42,059.42	69,429	(23,164)	0	-	-
TOTAL ACCOUNT 311.2 - STRUCTURES AND IMPROVEMENTS - RETIRED PLANT					4,010,364.03	5,583,158	(1,171,758)	0	-	-	
312.00	BOILER PLANT EQUIPMENT										
	TRIMBLE COUNTY UNIT 2	06-2066	65-R1.5	*	(14)	661,243,545.42	127,397,295	626,420,347	15,418,992	2.33	40.6
	TRIMBLE COUNTY UNIT 2 SCRUBBER	06-2066	65-R1.5	*	(14)	73,181,045.98	24,321,244	59,105,148	1,476,593	2.02	40.0
	BROWN UNIT 1	02-2019	65-R1.5	*	(6)	8,031,327.95	8,513,208	0	0	-	-
	BROWN UNIT 2	02-2019	65-R1.5	*	(6)	1,476,288.33	1,564,866	0	0	-	-
	BROWN UNIT 3	06-2029	65-R1.5	*	(6)	452,819,645.94	109,904,024	370,084,801	39,753,851	8.78	9.3
	BROWN UNIT 1, 2 AND 3 SCRUBBER	06-2029	65-R1.5	*	(6)	335,792,105.77	107,523,218	248,416,414	26,604,891	7.92	9.3
	GHENT UNIT 1 SCRUBBER	06-2034	65-R1.5	*	(7)	141,007,739.49	68,388,924	82,489,357	5,860,694	4.16	14.1
	GHENT UNIT 1	06-2034	65-R1.5	*	(7)	363,194,760.42	122,436,026	266,182,368	18,995,957	5.23	14.0
	GHENT UNIT 2	06-2034	65-R1.5	*	(7)	283,544,418.67	84,811,719	218,580,809	15,631,509	5.51	14.0
	GHENT UNIT 3	06-2037	65-R1.5	*	(7)	448,352,895.96	193,684,304	286,053,295	17,136,717	3.82	16.7
	GHENT UNIT 4	06-2037	65-R1.5	*	(7)	768,555,462.46	201,151,915	621,202,430	36,971,069	4.81	16.8
	GHENT UNIT 2 SCRUBBER	06-2034	65-R1.5	*	(7)	71,773,886.02	64,960,264	81,337,794	841,347	1.17	14.1
	GHENT UNIT 3 SCRUBBER	06-2037	65-R1.5	*	(7)	120,588,977.13	45,908,160	83,122,046	4,949,158	4.10	16.8
	GHENT UNIT 4 SCRUBBER	06-2037	65-R1.5	*	(7)	255,809,569.37	113,900,306	159,815,933	9,466,457	3.70	16.9
TOTAL ACCOUNT 312 - BOILER PLANT EQUIPMENT					3,985,371,668.91	1,274,465,473	3,033,310,742	193,107,235	4.85	15.7	
312.10	BOILER PLANT EQUIPMENT - ASH PONDS										
	TRIMBLE COUNTY UNIT 2 ASH POND	12-2022	100-S4	*	0	9,028,514.26	5,038,891	3,989,623	1,329,874	14.73	3.0
	BROWN UNIT 1 ASH POND	06-2020	100-S4	*	0	9,184,644.12	7,534,324	1,650,320	1,650,320	17.97	1.0
	BROWN UNIT 2 ASH POND	06-2020	100-S4	*	0	3,909,061.67	3,220,085	688,977	688,977	17.63	1.0
	BROWN UNIT 3 ASH POND	12-2020	100-S4	*	0	19,259,503.30	7,335,455	11,924,048	11,924,048	61.91	1.0
	GHENT UNIT 1 SCRUBBER ASH POND	12-2023	100-S4	*	0	39,469.99	39,219	251	63	0.16	4.0
	GHENT UNIT 1 ASH POND	12-2023	100-S4	*	0	2,098,500.62	2,074,881	24,620	6,155	0.29	4.0
	GHENT UNIT 4 ASH POND	12-2023	100-S4	*	0	32,108,554.91	14,864,196	17,214,419	4,303,604	13.40	4.0
	GHENT UNIT 2 SCRUBBER ASH POND	12-2023	100-S4	*	0	1,901,133.18	1,901,133	0	0	-	-
	TYRONE UNIT 3 - ASH POND	03-2020	100-S4	*	0	575,455.72	575,456	0	0	-	-
	GREEN RIVER UNIT 3 - ASH POND	03-2020	100-S4	*	0	1,831,840.98	1,831,841	0	0	-	-
	PINEVILLE UNIT 3 - ASH POND	03-2020	100-S4	*	0	91,265.89	91,266	0	0	-	-
TOTAL ACCOUNT 312.1 - BOILER PLANT EQUIPMENT - ASH PONDS					80,028,944.64	44,536,687	35,492,258	19,903,041	24.87	1.8	

KENTUCKY UTILITIES

TABLE 1. SUMMARY OF ESTIMATED SURVIVOR CURVES, NET SALVAGE PERCENT, ORIGINAL COST, BOOK DEPRECIATION RESERVE AND CALCULATED ANNUAL DEPRECIATION ACCRUAL RATES AS OF DECEMBER 31, 2019

ACCOUNT (1)	PROBABLE RETIREMENT DATE (2)	SURVIVOR CURVE (3)	NET SALVAGE PERCENT (4)	ORIGINAL COST (5)	BOOK DEPRECIATION RESERVE (6)	FUTURE ACCRUALS (7)	CALCULATED ANNUAL		COMPOSITE REMAINING LIFE (10)=(7)/(8)		
							ACCRUAL AMOUNT (8)	ACCRUAL RATE (9)=(8)/(5)			
314.00	TURBOGENERATOR UNITS										
	TRIMBLE COUNTY UNIT 2	06-2066	60-R1.5	*	(14)	92,777,481.18	23,305,187	82,461,142	2,107,773	2.27	39.1
	BROWN UNIT 1	02-2019	60-R1.5	*	(6)	250,130.24	265,138	0	0	-	-
	BROWN UNIT 2	02-2019	60-R1.5	*	(6)	393,782.15	417,409	0	0	-	-
	BROWN UNIT 3	06-2029	60-R1.5	*	(6)	52,550,793.88	11,121,856	44,581,986	4,834,611	9.20	9.2
	GHENT UNIT 1	06-2034	60-R1.5	*	(7)	43,097,290.87	24,091,101	22,023,000	1,593,319	3.70	13.8
	GHENT UNIT 2	06-2034	60-R1.5	*	(7)	36,278,717.79	23,120,852	15,697,376	1,150,805	3.17	13.6
	GHENT UNIT 3	06-2037	60-R1.5	*	(7)	52,210,244.42	23,765,371	32,099,591	1,957,092	3.75	16.4
	GHENT UNIT 4	06-2037	60-R1.5	*	(7)	58,978,403.51	36,949,496	26,157,396	1,618,152	2.74	16.2
	<i>TOTAL ACCOUNT 314 - TURBOGENERATOR UNITS</i>					336,536,844.04	143,036,410	223,020,491	13,261,752	3.94	16.8
315.00	ACCESSORY ELECTRIC EQUIPMENT										
	TRIMBLE COUNTY UNIT 2	06-2066	70-R4	*	(14)	47,031,558.84	11,240,097	42,375,880	964,347	2.05	43.9
	TRIMBLE COUNTY UNIT 2 SCRUBBER	06-2066	70-R4	*	(14)	1,415,469.10	838,707	774,928	20,377	1.44	38.0
	BROWN UNIT 1	02-2019	70-R4	*	(6)	3,248,684.00	3,221,313	220,183	0	-	-
	BROWN UNIT 2	02-2019	70-R4	*	(6)	573,582.12	607,997	0	0	-	-
	BROWN UNIT 3	06-2029	70-R4	*	(6)	16,068,694.53	7,087,992	9,944,824	1,054,199	6.56	9.4
	BROWN UNIT 1, 2 AND 3 SCRUBBER	06-2029	70-R4	*	(6)	29,324,457.10	9,693,411	21,390,514	2,251,633	7.68	9.5
	GHENT UNIT 1 SCRUBBER	06-2034	70-R4	*	(7)	12,223,379.51	6,725,810	6,353,206	438,800	3.59	14.5
	GHENT UNIT 1	06-2034	70-R4	*	(7)	13,738,340.81	8,632,834	6,067,191	424,158	3.09	14.3
	GHENT UNIT 2	06-2034	70-R4	*	(7)	16,414,130.81	11,827,294	5,735,826	404,834	2.47	14.2
	GHENT UNIT 3	06-2037	70-R4	*	(7)	33,514,678.53	26,288,468	9,572,238	566,672	1.69	16.9
	GHENT UNIT 4	06-2037	70-R4	*	(7)	56,868,750.08	21,267,233	39,582,330	2,288,354	4.02	17.3
	GHENT UNIT 2 SCRUBBER	06-2034	70-R4	*	(7)	951,198.87	360,117	657,666	45,388	4.77	14.5
	GHENT UNIT 3 SCRUBBER	06-2037	70-R4	*	(7)	12,041,998.28	5,354,709	7,530,229	431,496	3.58	17.5
	GHENT UNIT 4 SCRUBBER	06-2037	70-R4	*	(7)	15,148,041.55	4,717,439	11,490,965	657,754	4.34	17.5
	<i>TOTAL ACCOUNT 315 - ACCESSORY ELECTRIC EQUIPMENT</i>					258,560,974.13	117,863,421	161,695,980	9,548,012	3.69	16.9
316.00	MISCELLANEOUS PLANT EQUIPMENT										
	TRIMBLE COUNTY UNIT 2	06-2066	70-R1.5	*	(14)	7,592,303.25	979,693	7,675,533	185,233	2.44	41.4
	SYSTEM LABORATORY	06-2040	70-R1.5	*	(1)	3,842,359.84	1,153,745	2,727,038	138,934	3.62	19.6
	BROWN UNIT 1	02-2019	70-R1.5	*	(6)	68,560.92	72,674	1	0	-	-
	BROWN UNIT 2	02-2019	70-R1.5	*	(6)	65,561.27	69,494	1	0	-	-
	BROWN UNIT 3	06-2029	70-R1.5	*	(6)	7,152,612.96	3,490,044	4,091,726	439,829	6.15	9.3
	GHENT UNIT 1 SCRUBBER	06-2034	70-R1.5	*	(7)	962,012.25	922,892	106,461	7,621	0.79	14.0
	GHENT UNIT 1	06-2034	70-R1.5	*	(7)	1,749,100.53	1,614,249	257,289	18,529	1.06	13.9
	GHENT UNIT 2	06-2034	70-R1.5	*	(7)	1,549,905.81	1,466,091	192,308	14,008	0.90	13.7
	GHENT UNIT 3	06-2037	70-R1.5	*	(7)	3,728,277.66	2,794,149	1,195,108	72,317	1.94	16.5
	GHENT UNIT 4	06-2037	70-R1.5	*	(7)	12,633,362.12	4,472,213	9,045,484	536,716	4.25	16.9
	<i>TOTAL ACCOUNT 316 - MISCELLANEOUS PLANT EQUIPMENT</i>					39,344,056.61	17,035,244	25,290,949	1,413,187	3.59	17.9
	TOTAL STEAM PRODUCTION PLANT					5,051,238,270.78	1,759,487,823	3,698,632,429	249,319,167	4.94	
	HYDROELECTRIC PRODUCTION PLANT										
330.10	LAND RIGHTS										
	DIX DAM	06-2041	100-S4	*	0	855,636.47	855,636	0	0	-	-
	<i>TOTAL ACCOUNT 330.1 - LAND RIGHTS</i>					855,636.47	855,636	0	0	-	-
331.00	STRUCTURES AND IMPROVEMENTS										
	DIX DAM	06-2041	85-S2.5	*	(2)	4,532,355.14	470,644	4,152,358	195,417	4.31	21.2
	<i>TOTAL ACCOUNT 331 - STRUCTURES AND IMPROVEMENTS</i>					4,532,355.14	470,644	4,152,358	195,417	4.31	21.2
332.00	RESERVOIRS, DAMS & WATERWAY										
	DIX DAM	06-2041	110-S2.5	*	(2)	21,885,646.37	10,458,805	11,864,554	558,426	2.55	21.2
	<i>TOTAL ACCOUNT 332 - RESERVOIRS, DAMS & WATERWAYS</i>					21,885,646.37	10,458,805	11,864,554	558,426	2.55	21.2
333.00	WATER WHEELS, TURBINES & GENERATORS										
	DIX DAM	06-2041	75-R3	*	(2)	14,046,741.58	2,931,617	11,396,059	536,311	3.82	21.2
	<i>TOTAL ACCOUNT 333 - WATER WHEELS, TURBINES & GENERATORS</i>					14,046,741.58	2,931,617	11,396,059	536,311	3.82	21.2
334.00	ACCESSORY ELECTRIC EQUIPMENT										
	DIX DAM	06-2041	40-L2.5	*	(2)	1,335,603.21	369,767	992,548	50,705	3.80	19.6
	<i>TOTAL ACCOUNT 334 - ACCESSORY ELECTRIC EQUIPMENT</i>					1,335,603.21	369,767	992,548	50,705	3.80	19.6

KENTUCKY UTILITIES

TABLE 1. SUMMARY OF ESTIMATED SURVIVOR CURVES, NET SALVAGE PERCENT, ORIGINAL COST, BOOK DEPRECIATION RESERVE AND CALCULATED ANNUAL DEPRECIATION ACCRUAL RATES AS OF DECEMBER 31, 2019

ACCOUNT (1)	PROBABLE RETIREMENT DATE (2)	SURVIVOR CURVE (3)	NET SALVAGE PERCENT (4)	ORIGINAL COST (5)	BOOK DEPRECIATION RESERVE (6)	FUTURE ACCRUALS (7)	CALCULATED ANNUAL		COMPOSITE REMAINING LIFE (10)=(7)/(8)	
							ACCRUAL AMOUNT (8)	ACCRUAL RATE (9)=(8)/(5)		
335.00	MISCELLANEOUS POWER PLANT EQUIPMENT DIX DAM	06-2041	45-S0 *	(2)	329,374.18	168,323	167,639	9,828	2.98	17.1
	<i>TOTAL ACCOUNT 335 - MISCELLANEOUS POWER PLANT EQUIPMENT</i>				329,374.18	168,323	167,639	9,828	2.98	17.1
336.00	ROADS, RAILROADS & BRIDGES DIX DAM	06-2041	65-R4 *	(2)	234,509.13	103,633	135,566	6,496	2.77	20.9
	<i>TOTAL ACCOUNT 336 - ROADS, RAILROADS & BRIDGES</i>				234,509.13	103,633	135,566	6,496	2.77	20.9
	TOTAL HYDROELECTRIC PRODUCTION PLANT				43,219,866.08	15,358,425	28,708,724	1,357,183	3.14	
	OTHER PRODUCTION PLANT									
340.10	LAND RIGHTS BROWN CT GAS PIPELINE	06-2041	SQUARE *	0	176,409.31	132,118	44,291	2,060	1.17	21.5
	<i>TOTAL ACCOUNT 340.1 - LAND AND LAND RIGHTS</i>				176,409.31	132,118	44,291	2,060	1.17	21.5
341.00	STRUCTURES AND IMPROVEMENTS CANE RUN CC 7	06-2055	55-R2.5 *	(10)	50,954,112.70	6,139,875	49,909,649	1,500,819	2.95	33.3
	TRIMBLE COUNTY CT 5	06-2042	55-R2.5 *	(8)	3,740,231.32	2,284,789	1,754,661	83,450	2.23	21.0
	TRIMBLE COUNTY CT 6	06-2042	55-R2.5 *	(8)	3,588,684.24	2,195,851	1,679,928	79,954	2.23	21.0
	TRIMBLE COUNTY CT 7	06-2044	55-R2.5 *	(8)	3,559,154.97	1,957,965	1,885,922	82,463	2.32	22.9
	TRIMBLE COUNTY CT 8	06-2044	55-R2.5 *	(8)	3,548,851.71	1,952,297	1,880,463	82,224	2.32	22.9
	TRIMBLE COUNTY CT 9	06-2044	55-R2.5 *	(8)	3,655,976.41	2,003,338	1,945,117	85,051	2.33	22.9
	TRIMBLE COUNTY CT 10	06-2044	55-R2.5 *	(8)	4,414,423.76	2,052,399	2,715,179	117,466	2.66	23.1
	BROWN CT 5	06-2041	55-R2.5 *	(6)	1,053,014.69	452,985	663,211	32,341	3.07	20.5
	BROWN CT 6	06-2039	55-R2.5 *	(6)	241,585.77	130,137	125,944	6,737	2.79	18.7
	BROWN CT 7	06-2039	55-R2.5 *	(6)	555,992.76	368,984	368,984	12,011	2.16	18.3
	BROWN CT 8	06-2035	55-R2.5 *	(6)	2,012,654.95	1,726,639	406,775	27,905	1.39	14.6
	BROWN CT 9	06-2034	55-R2.5 *	(6)	4,660,156.04	3,621,604	1,318,161	96,136	2.06	13.7
	BROWN CT 10	06-2035	55-R2.5 *	(6)	1,865,718.20	1,417,670	559,991	38,410	2.06	14.6
	BROWN CT 11	06-2036	55-R2.5 *	(6)	1,919,015.13	1,524,956	509,200	32,646	1.70	15.6
	BROWN SOLAR	06-2041	40-S3 *	(3)	1,443,810.04	181,608	1,305,516	61,407	4.25	21.3
	HAEFLING UNITS 1, 2 AND 3	06-2025	55-R2.5 *	(12)	291,451.55	254,261	72,165	13,290	4.56	5.4
	PADDY'S RUN GENERATOR 13	06-2041	55-R2.5 *	(6)	2,198,885.41	1,277,903	1,052,916	51,910	2.36	20.3
	SIMPSONVILLE SOLAR	06-2044	40-S3 *	(2)	800,780.88	11,265	805,531	33,204	4.15	24.3
	<i>TOTAL ACCOUNT 341 - STRUCTURES AND IMPROVEMENTS</i>				90,504,500.53	29,554,526	68,810,697	2,437,424	2.69	28.2
342.00	FUEL HOLDERS, PRODUCERS AND ACCESSORIES CANE RUN CC 7	06-2055	50-R2 *	(10)	6,595,518.10	3,966,639	3,288,431	102,658	1.56	32.0
	CANE RUN GAS PIPELINE	06-2055	50-R2 *	(10)	23,410,569.22	3,117,861	22,633,765	707,084	3.02	32.0
	PADDY'S RUN CT PIPELINE	06-2041	50-R2 *	(6)	6,851,592.10	687,374	6,575,314	318,880	4.65	20.6
	TRIMBLE COUNTY CT 5	06-2042	50-R2 *	(8)	239,584.43	146,699	112,052	5,517	2.30	20.3
	TRIMBLE COUNTY CT 6	06-2042	50-R2 *	(8)	239,245.54	146,503	111,882	5,508	2.30	20.3
	TRIMBLE COUNTY CT PIPELINE	06-2044	50-R2 *	(8)	5,641,750.82	2,957,975	3,135,116	141,323	2.50	22.2
	TRIMBLE COUNTY CT 7	06-2044	50-R2 *	(8)	578,059.38	318,504	305,800	13,843	2.39	22.1
	TRIMBLE COUNTY CT 8	06-2044	50-R2 *	(8)	576,385.74	317,582	304,915	13,803	2.39	22.1
	TRIMBLE COUNTY CT 9	06-2044	50-R2 *	(8)	593,786.01	326,154	315,135	14,266	2.40	22.1
	TRIMBLE COUNTY CT 10	06-2044	50-R2 *	(8)	787,212.60	351,785	498,405	22,169	2.82	22.5
	BROWN CT 5	06-2041	50-R2 *	(6)	795,787.89	416,034	427,501	21,678	2.72	19.7
	BROWN CT 6	06-2039	50-R2 *	(6)	993,493.11	395,260	657,843	35,324	3.56	18.6
	BROWN CT 7	06-2039	50-R2 *	(6)	959,028.11	389,964	626,606	33,671	3.51	18.6
	BROWN CT 8	06-2035	50-R2 *	(6)	263,045.52	191,065	87,763	5,879	2.23	14.9
	BROWN CT 9	06-2034	50-R2 *	(6)	3,155,168.57	1,722,017	1,622,462	117,695	3.73	13.8
	BROWN CT 10	06-2035	50-R2 *	(6)	282,445.64	129,793	169,599	11,391	4.03	14.9
	BROWN CT 11	06-2036	50-R2 *	(6)	301,560.87	176,632	143,023	9,055	3.00	15.8
	BROWN CT GAS PIPELINE	06-2041	50-R2 *	(6)	8,346,665.98	6,222,522	2,624,944	140,414	1.68	18.7
	HAEFLING UNITS 1, 2 AND 3	06-2025	50-R2 *	(12)	544,957.89	448,226	162,127	29,728	5.46	5.5
	PADDY'S RUN GENERATOR 13	06-2041	50-R2 *	(6)	1,977,968.08	1,218,519	878,127	45,179	2.28	19.4
	<i>TOTAL ACCOUNT 342 - FUEL HOLDERS, PRODUCERS AND ACCESSORIES</i>				63,133,825.60	23,647,108	44,680,810	1,795,065	2.84	24.9
343.00	PRIME MOVERS CANE RUN CC 7	06-2055	40-R1.5 *	(10)	257,762,929.44	22,684,411	260,854,811	8,888,491	3.45	29.3
	TRIMBLE COUNTY CT 5	06-2042	40-R1.5 *	(8)	36,192,635.98	18,259,070	20,828,977	1,085,328	3.00	19.2
	TRIMBLE COUNTY CT 6	06-2042	40-R1.5 *	(8)	34,746,351.80	18,340,743	19,185,317	1,005,913	2.90	19.1
	TRIMBLE COUNTY CT 7	06-2044	40-R1.5 *	(8)	26,903,670.97	11,964,090	17,091,875	820,122	3.05	20.8
	TRIMBLE COUNTY CT 8	06-2044	40-R1.5 *	(8)	25,490,934.21	12,373,284	15,156,925	734,727	2.88	20.6
	TRIMBLE COUNTY CT 9	06-2044	40-R1.5 *	(8)	25,330,647.25	12,577,252	14,779,847	716,807	2.83	20.6
	TRIMBLE COUNTY CT 10	06-2044	40-R1.5 *	(8)	25,898,785.88	12,549,629	15,421,060	744,703	2.88	20.7

KENTUCKY UTILITIES

TABLE 1. SUMMARY OF ESTIMATED SURVIVOR CURVES, NET SALVAGE PERCENT, ORIGINAL COST, BOOK DEPRECIATION RESERVE AND CALCULATED ANNUAL DEPRECIATION ACCRUAL RATES AS OF DECEMBER 31, 2019

ACCOUNT (1)	PROBABLE RETIREMENT DATE (2)	SURVIVOR CURVE (3)	NET SALVAGE PERCENT (4)	ORIGINAL COST (5)	BOOK DEPRECIATION RESERVE (6)	FUTURE ACCRUALS (7)	CALCULATED ANNUAL		COMPOSITE REMAINING LIFE (10)=(7)/(8)	
							ACCRUAL AMOUNT (8)	ACCRUAL RATE (9)=(8)/(5)		
BROWN CT 5	06-2041	40-R1.5	*	(6)	16,691,313.75	7,962,530	9,730,263	519,925	3.11	18.7
BROWN CT 6	06-2039	40-R1.5	*	(6)	43,082,020.91	18,900,621	26,766,321	1,540,576	3.58	17.4
BROWN CT 7	06-2039	40-R1.5	*	(6)	32,214,803.19	20,210,465	13,937,226	834,945	2.59	16.7
BROWN CT 8	06-2035	40-R1.5	*	(6)	26,681,256.47	20,805,631	7,476,501	541,848	2.03	13.8
BROWN CT 9	06-2034	40-R1.5	*	(6)	28,833,202.47	16,636,553	13,926,642	1,064,699	3.69	13.1
BROWN CT 10	06-2035	40-R1.5	*	(6)	25,934,235.14	14,321,307	13,168,982	943,602	3.64	14.0
BROWN CT 11	06-2036	40-R1.5	*	(6)	42,711,831.42	27,470,068	17,804,473	1,199,693	2.81	14.8
PADDY'S RUN GENERATOR 13	06-2041	40-R1.5	*	(6)	19,888,973.86	9,646,884	11,435,428	619,303	3.11	18.5
<i>TOTAL ACCOUNT 343 - PRIME MOVERS</i>					668,363,592.74	244,702,538	477,564,648	21,260,682	3.18	22.5
344.00	GENERATORS									
CANE RUN CC 7	06-2055	60-S1.5	*	(10)	62,770,267.80	9,924,789	59,122,506	1,758,629	2.80	33.6
TRIMBLE COUNTY CT 5	06-2042	60-S1.5	*	(8)	4,001,968.45	2,273,277	2,048,849	96,998	2.42	21.1
TRIMBLE COUNTY CT 6	06-2042	60-S1.5	*	(8)	3,905,587.36	2,178,815	2,039,219	96,562	2.47	21.1
TRIMBLE COUNTY CT 7	06-2044	60-S1.5	*	(8)	3,065,508.07	1,542,037	1,768,712	76,932	2.51	23.0
TRIMBLE COUNTY CT 8	06-2044	60-S1.5	*	(8)	3,053,037.79	1,535,432	1,761,849	76,833	2.51	23.0
TRIMBLE COUNTY CT 9	06-2044	60-S1.5	*	(8)	3,483,804.51	1,091,781	2,870,728	114,800	3.30	23.3
TRIMBLE COUNTY CT 10	06-2044	60-S1.5	*	(8)	3,315,657.60	1,602,286	1,978,624	85,715	2.59	23.1
BROWN CT 5	06-2041	60-S1.5	*	(6)	3,010,557.55	1,665,386	1,525,805	75,296	2.50	20.3
BROWN CT 6	06-2039	60-S1.5	*	(6)	3,322,577.00	2,149,562	1,372,370	75,307	2.27	18.2
BROWN CT 7	06-2039	60-S1.5	*	(6)	4,117,355.92	2,560,156	1,804,241	97,761	2.37	18.5
BROWN CT 8	06-2035	60-S1.5	*	(6)	5,069,346.85	4,141,800	1,231,708	84,248	1.66	14.6
BROWN CT 9	06-2034	60-S1.5	*	(6)	5,572,385.96	4,122,315	1,784,414	130,463	2.34	13.7
BROWN CT 10	06-2035	60-S1.5	*	(6)	4,990,266.62	3,453,831	1,835,852	125,464	2.51	14.6
BROWN CT 11	06-2036	60-S1.5	*	(6)	5,729,889.99	3,745,493	2,328,190	147,694	2.58	15.8
BROWN SOLAR	06-2041	25-S2.5	*	(3)	13,068,659.23	2,152,593	11,308,126	605,360	4.63	18.7
HAEFLING UNITS 1, 2 AND 3	06-2025	60-S1.5	*	(12)	2,682,135.68	2,778,451	225,541	43,385	1.62	5.2
PADDY'S RUN GENERATOR 13	06-2041	60-S1.5	*	(6)	5,758,083.04	3,118,188	2,985,380	146,864	2.55	20.3
SIMPSONVILLE SOLAR	06-2044	25-S2.5	*	(2)	639,282.33	7,817	644,251	29,716	4.65	21.7
<i>TOTAL ACCOUNT 344 - GENERATORS</i>					137,556,371.75	50,044,009	98,436,365	3,867,827	2.81	25.5
345.00	ACCESSORY ELECTRIC EQUIPMENT									
CANE RUN CC 7	06-2055	55-R3	*	(10)	24,410,920.80	3,070,042	23,781,971	701,270	2.87	33.9
TRIMBLE COUNTY CT 5	06-2042	55-R3	*	(8)	1,914,322.76	1,004,240	1,063,229	49,478	2.58	21.5
TRIMBLE COUNTY CT 6	06-2042	55-R3	*	(8)	4,576,825.36	2,407,281	2,535,690	118,770	2.60	21.3
TRIMBLE COUNTY CT 7	06-2044	55-R3	*	(8)	3,691,212.54	1,798,641	2,187,869	93,724	2.54	23.3
TRIMBLE COUNTY CT 8	06-2044	55-R3	*	(8)	3,322,731.71	1,721,137	1,867,413	80,379	2.42	23.2
TRIMBLE COUNTY CT 9	06-2044	55-R3	*	(8)	3,246,960.53	1,753,995	1,752,722	75,625	2.33	23.2
TRIMBLE COUNTY CT 10	06-2044	55-R3	*	(8)	10,726,602.87	3,979,879	7,604,852	322,641	3.01	23.6
BROWN CT 5	06-2041	55-R3	*	(6)	2,310,232.75	1,382,972	1,065,875	52,401	2.27	20.3
BROWN CT 6	06-2039	55-R3	*	(6)	2,217,560.76	1,339,377	1,011,237	54,253	2.45	18.6
BROWN CT 7	06-2039	55-R3	*	(6)	2,261,318.53	1,310,879	1,086,119	58,118	2.57	18.7
BROWN CT 8	06-2035	55-R3	*	(6)	3,343,018.44	2,438,860	1,104,740	74,025	2.21	14.9
BROWN CT 9	06-2034	55-R3	*	(6)	4,722,165.15	3,139,443	1,866,052	133,898	2.84	13.9
BROWN CT 10	06-2035	55-R3	*	(6)	3,245,891.87	2,111,739	1,328,906	89,621	2.76	14.8
BROWN CT 11	06-2036	55-R3	*	(6)	2,454,258.42	1,842,667	758,847	47,486	1.93	16.0
BROWN SOLAR	06-2041	45-R2.5	*	(3)	445,469.72	84,698	374,136	18,048	4.05	20.7
HAEFLING UNITS 1, 2 AND 3	06-2025	55-R3	*	(12)	816,263.41	651,618	262,597	48,093	5.89	5.5
PADDY'S RUN GENERATOR 13	06-2041	55-R3	*	(6)	2,499,650.62	1,527,684	1,121,946	55,097	2.20	20.4
<i>TOTAL ACCOUNT 345 - ACCESSORY ELECTRIC EQUIPMENT</i>					76,205,406.24	31,565,152	50,774,201	2,072,927	2.72	24.5

KENTUCKY UTILITIES

TABLE 1. SUMMARY OF ESTIMATED SURVIVOR CURVES, NET SALVAGE PERCENT, ORIGINAL COST, BOOK DEPRECIATION RESERVE AND CALCULATED ANNUAL DEPRECIATION ACCRUAL RATES AS OF DECEMBER 31, 2019

ACCOUNT (1)	PROBABLE RETIREMENT DATE (2)	SURVIVOR CURVE (3)	NET SALVAGE PERCENT (4)	ORIGINAL COST (5)	BOOK DEPRECIATION RESERVE (6)	FUTURE ACCRUALS (7)	CALCULATED ANNUAL		COMPOSITE REMAINING LIFE (10)=(7)/(8)	
							ACCRUAL AMOUNT (8)	ACCRUAL RATE (9)=(8)/(5)		
346.00	MISCELLANEOUS PLANT EQUIPMENT									
	CANE RUN CC 7	06-2055	45-R2.5 *	3,255,181.50	329,740	3,250,960	101,923	3.13	31.9	
	TRIMBLE COUNTY CT 5	06-2042	45-R2.5 *	28,963.63	17,517	13,764	667	2.30	20.6	
	TRIMBLE COUNTY CT 7	06-2044	45-R2.5 *	8,888.93	5,041	4,559	210	2.36	21.7	
	TRIMBLE COUNTY CT 8	06-2044	45-R2.5 *	8,861.01	5,025	4,545	209	2.36	21.7	
	TRIMBLE COUNTY CT 9	06-2044	45-R2.5 *	9,113.52	5,151	4,692	216	2.37	21.7	
	TRIMBLE COUNTY CT 10	06-2044	45-R2.5 *	41,868.51	18,922	26,296	1,166	2.78	22.6	
	BROWN CT 5	06-2041	45-R2.5 *	2,112,385.83	1,375,856	863,273	45,286	2.14	19.1	
	BROWN CT 6	06-2039	45-R2.5 *	118,148.76	49,171	76,067	4,087	3.46	18.6	
	BROWN CT 7	06-2039	45-R2.5 *	83,161.41	39,779	48,372	2,608	3.14	18.5	
	BROWN CT 8	06-2035	45-R2.5 *	335,415.82	243,253	112,288	7,700	2.30	14.6	
	BROWN CT 9	06-2034	45-R2.5 *	841,612.82	566,909	325,201	24,243	2.88	13.4	
	BROWN CT 10	06-2035	45-R2.5 *	237,307.12	165,237	86,309	6,179	2.60	14.0	
	BROWN CT 11	06-2036	45-R2.5 *	560,127.19	383,752	209,983	13,685	2.44	15.3	
	BROWN SOLAR	06-2041	40-R2.5 *	424,778.28	56,215	381,307	18,591	4.38	20.5	
	HAEFLING UNITS 1, 2 AND 3	06-2025	45-R2.5 *	112,095.22	86,282	39,265	7,231	6.45	5.4	
	PADDY'S RUN GENERATOR 13	06-2041	45-R2.5 *	1,097,040.45	710,868	451,995	23,685	2.16	19.1	
	TOTAL ACCOUNT 346 - MISCELLANEOUS PLANT EQUIPMENT			9,274,950.00	4,058,718	5,898,876	257,686	2.78	22.9	
	TOTAL OTHER PRODUCTION PLANT			1,045,215,056.17	383,704,169	746,209,888	31,693,671	3.03		
	TRANSMISSION PLANT									
350.10	LAND AND LAND RIGHTS		75-R3	0	29,552,045.48	18,103,643	11,448,402	225,765	0.76	50.7
352.10	STRUCTURES & IMPROVEMENTS - NON SYS CONTROL/COM		70-R3	(30)	33,695,572.61	8,038,895	35,765,349	614,128	1.82	58.2
352.20	STRUCTURES & IMPROVEMENTS - SYS CONTROL/COM		60-R3	(30)	5,772.53	667	6,837	115	1.99	59.5
353.10	STATION EQUIPMENT - NON SYS CONTROL/COM		60-R1.5	(15)	355,431,255.50	79,830,486	328,915,458	6,719,889	1.89	48.9
353.20	STATION EQUIPMENT - SYS CONTROL/COM		32-S1.5	(15)	2,027,756.95	2,274,455	57,465	2,667	0.13	21.5
354.00	TOWERS AND FIXTURES		70-R4	(50)	77,967,975.88	53,612,492	63,339,472	1,558,668	2.00	40.6
355.00	POLES AND FIXTURES		54-R2	(80)	425,161,955.33	83,236,367	682,055,153	14,835,988	3.49	46.0
356.00	OVERHEAD CONDUCTORS AND DEVICES		70-R2.5	(80)	210,617,049.57	119,264,309	259,846,380	5,184,106	2.46	50.1
357.00	UNDERGROUND CONDUIT		55-R4	0	677,568.72	264,160	413,409	10,211	1.51	40.5
358.00	UNDERGROUND CONDUCTORS AND DEVICES		50-R2.5	(5)	1,364,289.20	968,289	464,215	12,956	0.95	35.8
	TOTAL TRANSMISSION PLANT			1,136,501,241.77	365,593,763	1,382,312,140	29,164,493	2.57		
	DISTRIBUTION PLANT									
360.10	LAND AND LAND RIGHTS		75-R4	0	2,613,745.11	1,513,219	1,100,526	18,640	0.71	59.0
361.00	STRUCTURES AND IMPROVEMENTS		65-R2.5	(30)	23,585,471.40	3,122,540	27,538,573	478,501	2.03	57.6
362.00	STATION EQUIPMENT		57-R1.5	(20)	247,209,432.15	57,237,811	239,413,508	5,147,170	2.08	46.5
364.00	POLES, TOWERS, AND FIXTURES		54-R1.5	(50)	441,841,505.13	176,496,833	486,265,425	11,205,252	2.54	43.4
365.00	OVERHEAD CONDUCTORS AND DEVICES		45-R1	(30)	443,558,155.25	114,169,367	462,456,235	13,138,329	2.96	35.2
366.00	UNDERGROUND CONDUIT		50-R4	(5)	2,442,292.84	1,059,872	1,504,535	58,571	2.40	25.7
367.00	UNDERGROUND CONDUCTORS AND DEVICES		45-R2.5	(10)	214,734,845.27	55,029,188	181,179,142	5,242,901	2.44	34.6
368.00	LINE TRANSFORMERS		46-R2	(5)	324,875,398.13	151,173,493	189,945,675	6,083,467	1.87	31.2
369.00	SERVICES		48-R1.5	(40)	131,131,121.48	66,529,059	117,054,511	3,380,960	2.58	34.6
370.00	METERS		46-R1	0	63,851,139.29	33,368,863	30,482,276	951,481	1.49	32.0
370.01	METERS - AMS		15-S2.5	0	2,900,336.75	333,230	2,567,107	240,554	8.29	10.7
370.11	METERS - AMI		15-S2.5	0	770.41	56	714	53	6.88	13.5
370.20	METERS - CT AND PT		18-S3	0	11,614,807.14	5,791,610	5,823,197	1,603,327	13.80	3.6
371.01	INSTALLATIONS ON CUSTOMERS' PREMISES - EV CHARGING STATIONS		10-S3	0	159,233.81	7,374	151,860	15,985	10.04	9.5
373.00	STREET LIGHTING AND SIGNAL SYSTEMS		29-L0.5	(10)	128,091,316.08	48,405,065	92,495,383	4,263,430	3.33	21.7
	TOTAL DISTRIBUTION PLANT			2,038,609,570.24	714,237,580	1,837,978,667	51,828,621	2.54		
	GENERAL PLANT									
390.10	STRUCTURES AND IMPROVEMENTS - TO OWNED PROPERTY		49-S0	(15)	78,245,341.89	14,567,170	75,414,973	1,925,478	2.46	39.2
390.20	STRUCTURES AND IMPROVEMENTS - LEASEHOLDS		37-R1	(10)	405,820.43	331,563	114,839	5,909	1.46	19.4
391.10	OFFICE FURNITURE AND EQUIPMENT		20-SQ	0	12,276,222.03	5,802,466	6,473,756	659,455	5.37	9.8
391.20	NON PC COMPUTER EQUIPMENT		5-SQ	0	29,945,473.84	13,533,926	16,411,548	5,219,336	17.43	3.1
391.31	PERSONAL COMPUTERS		4-SQ	0	5,092,178.21	1,062,274	4,029,904	2,067,936	40.61	1.9

KENTUCKY UTILITIES

TABLE 1. SUMMARY OF ESTIMATED SURVIVOR CURVES, NET SALVAGE PERCENT, ORIGINAL COST, BOOK DEPRECIATION RESERVE AND CALCULATED ANNUAL DEPRECIATION ACCRUAL RATES AS OF DECEMBER 31, 2019

ACCOUNT (1)	PROBABLE RETIREMENT DATE (2)	SURVIVOR CURVE (3)	NET SALVAGE PERCENT (4)	ORIGINAL COST (5)	BOOK DEPRECIATION RESERVE (6)	FUTURE ACCRUALS (7)	CALCULATED ANNUAL		COMPOSITE REMAINING LIFE (10)=(7)/(8)
							ACCRUAL AMOUNT (8)	ACCRUAL RATE (9)=(8)/(5)	
392.00	TRANSPORTATION EQUIPMENT - CARS AND LIGHT TRUCKS	16-S1.5	0	1,946,283.85	778,598	1,167,686	92,701	4.76	12.6
392.10	TRANSPORTATION EQUIPMENT - HEAVY TRUCKS AND OTHER	14-L2.5	0	5,900,276.08	3,556,202	2,344,074	263,282	4.46	8.9
393.00	STORES EQUIPMENT	25-SQ	0	839,934.28	430,153	409,781	26,616	3.17	15.4
394.00	TOOLS, SHOP AND GARAGE EQUIPMENT	25-SQ	0	15,014,148.13	5,141,165	9,872,983	594,218	3.96	16.6
396.10	POWER OPERATED EQUIPMENT - LARGE MACHINERY	17-L5	0	4,948,392.86	1,303,319	3,645,074	277,215	5.60	13.1
396.20	POWER OPERATED EQUIPMENT - OTHER	17-L5	0	1,044,051.11	319,565	724,486	52,275	5.01	13.9
397.00	COMMUNICATION EQUIPMENT - MICROWAVE, FIBER AND OTHER	19-L4	0	35,405,977.85	13,985,740	21,420,238	1,697,735	4.80	12.6
397.10	COMMUNICATION EQUIPMENT - RADIO AND TELEPHONE	10-SQ	0	24,623,566.96	13,929,408	10,694,159	2,233,940	9.07	4.8
397.20	COMMUNICATION EQUIPMENT - DSM	10-SQ	0	7,605,583.80	3,725,666	3,879,918	1,551,967	20.41	2.5
TOTAL GENERAL PLANT				223,293,251.32	78,467,215	156,603,419	16,668,063	7.46	
TOTAL DEPRECIABLE PLANT				9,624,430,591.04	3,355,038,715	7,898,608,862	393,057,729	4.08	
NONDEPRECIABLE PLANT									
301.00	ORGANIZATION			44,455.58					
310.20	LAND			24,943,362.20					
317.07	ARO STEAM PRODUCTION- EQUIPMENT			18,102,066.09	4,083,577				
317.08	ARO STEAM PRODUCTION - CCR			167,880,799.87	138,280,798				
337.07	ARO HYDRAULIC PRODUCTION			645,787.99	73,366				
340.20	LAND			718,103.59					
347.07	ARO OTHER PRODUCTION			406,991.12	93,676				
350.20	LAND			2,362,496.70					
359.15	ARO TRANSMISSION (L/B)			38,195.86	7,891				
359.17	ARO TRANSMISSION (EQUIPMENT)			216,121.55	98,652				
360.20	LAND			6,445,100.64					
374.05	ARO DISTRIBUTION (L/B)			486,475.13	58,400				
374.07	ARO DISTRIBUTION (EQUIPMENT)			25,485.32	70,166				
389.20	LAND			3,685,284.01					
TOTAL NONDEPRECIABLE PLANT				226,000,725.65	142,766,526				
TOTAL ELECTRIC PLANT				9,850,431,316.69	3,497,805,241	7,898,608,862	393,057,729		

* LIFE SPAN PROCEDURE IS USED. CURVE SHOWN IS INTERIM SURVIVOR CURVE

** TERMINAL NET SALVAGE FACTOR WHICH IS BASED ON VINTAGE AND FUTURE COSTS

LOUISVILLE GAS AND ELECTRIC
COMMON PLANT

TABLE 3. SUMMARY OF ESTIMATED SURVIVOR CURVES, NET SALVAGE PERCENT, ORIGINAL COST, BOOK DEPRECIATION RESERVE AND CALCULATED ANNUAL DEPRECIATION ACCRUAL RATES AS OF DECEMBER 31, 2019

ACCOUNT (1)	PROBABLE RETIREMENT DATE (2)	SURVIVOR CURVE (3)	NET SALVAGE PERCENT (4)	ORIGINAL COST (5)	BOOK DEPRECIATION RESERVE (6)	FUTURE ACCRUALS (7)	CALCULATED ANNUAL		COMPOSITE REMAINING LIFE (10)=(7)/(8)	
							ACCRUAL AMOUNT (8)	ACCRUAL RATE (9)=(8)/(5)		
DEPRECIABLE PLANT										
INTANGIBLE PLANT										
303.00	COMPUTER SOFTWARE		5-SQ	0	62,910,979.65	27,222,171	35,688,809	11,591,170	18.42	3.1
303.10	CCS SOFTWARE	12-2027	SQUARE	*	15,767,082.66	6,432,115	9,334,968	1,166,872	7.40	8.0
TOTAL INTANGIBLE PLANT					78,678,062.31	33,654,286	45,023,777	12,758,042	16.22	
GENERAL PLANT										
STRUCTURES AND IMPROVEMENTS										
390.10	GENERAL OFFICE		40-S0.5	(10)	75,153,653.60	31,086,509	51,582,510	1,869,444	2.49	27.6
390.20	TRANSPORTATION		30-L1	(5)	399,608.09	68,012	351,576	23,681	5.93	14.8
390.30	STORES		55-R2.5	(10)	10,295,463.31	6,898,901	4,426,109	131,804	1.28	33.6
390.40	SHOPS		45-R1	(10)	1,010,624.34	232,803	878,884	24,100	2.38	36.5
390.60	MICROWAVE		55-R4	(5)	1,099,708.47	430,167	724,527	18,725	1.70	38.7
OFFICE FURNITURE AND EQUIPMENT										
391.10	FURNITURE		20-SQ	0	8,217,575.36	5,710,768	2,506,807	140,366	1.71	17.9
391.20	EQUIPMENT		15-SQ	0	1,528,233.15	703,862	824,371	113,908	7.45	7.2
391.30	COMPUTER EQUIPMENT		5-SQ	0	27,613,501.39	6,464,687	21,148,814	8,118,868	29.40	2.6
391.31	PERSONAL COMPUTER		4-SQ	0	6,053,394.55	2,703,956	3,349,439	1,506,325	24.88	2.2
391.40	SECURITY EQUIPMENT		10-SQ	0	901,525.93	795,697	105,829	25,222	2.80	4.2
392.00	TRANSPORTATION EQUIPMENT - CARS AND LIGHT TRUCKS		9-S2.5	0	32,202.53	164	32,039	4,074	12.65	7.9
392.10	TRANSPORTATION EQUIPMENT - HEAVY TRUCKS AND OTHER		13-S1	0	259,518.33	173,821	85,697	9,541	3.68	9.0
392.20	TRANSPORTATION EQUIPMENT - TRAILERS		26-S0	0	71,447.10	3,701	67,746	3,117	4.36	21.7
393.00	STORES EQUIPMENT		25-SQ	0	1,705,532.83	1,168,226	537,307	36,932	2.17	14.5
394.00	TOOLS, SHOP AND GARAGE EQUIPMENT		25-SQ	0	4,297,187.45	2,579,958	1,717,229	158,727	3.69	10.8
396.10	POWER OPERATED EQUIPMENT - LARGE MACHINERY		26-S2	0	597,803.80	237,781	360,023	16,419	2.75	21.9
396.20	POWER OPERATED EQUIPMENT - OTHER		24-L2.5	0	29,397.49	15,079	14,318	609	2.07	23.5
397.00	COMMUNICATION EQUIPMENT - MICROWAVE, FIBER AND OTHER		20-L2.5	0	20,420,008.54	15,483,896	4,936,113	289,060	1.42	17.1
397.10	COMMUNICATION EQUIPMENT - RADIO AND TELEPHONE		10-SQ	0	17,416,617.48	11,399,875	6,016,742	1,084,370	6.23	5.5
TOTAL GENERAL PLANT					177,103,003.74	86,157,863	99,666,080	13,575,292	7.67	7.3
TOTAL DEPRECIABLE PLANT					255,781,066.05	119,812,149	144,689,857	26,333,334	10.30	
NONDEPRECIABLE PLANT										
301.00	ORGANIZATION				83,782.29					
389.10	LAND				1,564,394.37					
TOTAL NONDEPRECIABLE PLANT					1,648,176.66					
TOTAL COMMON PLANT					257,429,242.71	119,812,149	144,689,857	26,333,334		

* CCS SOFTWARE IS DEPRECIATED WITH A FINAL RETIREMENT DATE OF DECEMBER 31, 2027

LOUISVILLE GAS AND ELECTRIC
ELECTRIC PLANT

TABLE 1. SUMMARY OF ESTIMATED SURVIVOR CURVES, NET SALVAGE PERCENT, ORIGINAL COST, BOOK DEPRECIATION RESERVE AND CALCULATED ANNUAL DEPRECIATION ACCRUAL RATES AS OF DECEMBER 31, 2019

ACCOUNT (1)	PROBABLE RETIREMENT DATE (2)	SURVIVOR CURVE (2)	NET SALVAGE PERCENT (3)	ORIGINAL COST (4)	BOOK DEPRECIATION RESERVE (5)	FUTURE ACCRUALS (6)	CALCULATED ANNUAL ACCRUAL AMOUNT (7)	CALCULATED ANNUAL ACCRUAL RATE (8)=(7)/(4)	COMPOSITE REMAINING LIFE (9)=(6)/(7)		
DEPRECIABLE PLANT											
STEAM PRODUCTION PLANT											
311.00	STRUCTURES AND IMPROVEMENTS										
	RIVERPORT DISTRIBUTION CENTER	06-2063	95-R2.5	*	(30)	5,354,917.29	421,935	6,539,457	155,306	2.90	42.1
	MILL CREEK UNIT 1	12-2024	95-R2.5	*	(8)	18,977,885.18	17,338,527	3,157,589	636,562	3.35	5.0
	MILL CREEK UNIT 2	06-2029	95-R2.5	*	(8)	19,673,893.05	9,979,132	11,268,672	1,196,862	6.08	9.4
	MILL CREEK-SO2 UNIT 2	06-2029	95-R2.5	*	(8)	465.17	502	0	0	-	-
	MILL CREEK UNIT 3	06-2039	95-R2.5	*	(8)	26,317,770.26	20,483,918	7,939,274	416,976	1.58	19.0
	MILL CREEK SO2 UNIT 3	06-2039	95-R2.5	*	(8)	135,376.33	146,206	0	0	-	-
	MILL CREEK UNIT 4	06-2039	95-R2.5	*	(8)	72,505,474.08	42,746,776	35,559,136	1,862,890	2.57	19.1
	MILL CREEK-SO2 UNIT 4	06-2039	95-R2.5	*	(8)	2,476,547.45	2,261,215	413,456	21,713	0.88	19.0
	TRIMBLE COUNTY UNIT 1	06-2045	95-R2.5	*	(11)	108,206,697.22	65,560,375	54,549,059	2,215,142	2.05	24.6
	TRIMBLE COUNTY SO2 UNIT 1	06-2045	95-R2.5	*	(11)	889,015.22	141,846	844,961	33,703	3.79	25.1
	TRIMBLE COUNTY UNIT 2	06-2066	95-R2.5	*	(11)	18,330,043.31	3,007,530	17,338,818	387,541	2.11	44.7
	TRIMBLE COUNTY SO2 UNIT 2	06-2066	95-R2.5	*	(11)	252,621.17	15,563	264,846	5,885	2.33	45.0
	TRIMBLE COUNTY TRAINING CENTER	06-2066	95-R2.5	*	(5)	743,523.77	13,022	767,678	17,028	2.29	45.1
	<i>TOTAL ACCOUNT 311 - STRUCTURES AND IMPROVEMENTS</i>					273,864,229.50	162,116,547	138,642,946	6,949,608	2.54	19.9
311.20	STRUCTURES AND IMPROVEMENTS - RETIRED PLANT										
	CANE RUN UNIT 1	12-2015	95-R2.5	*	(10)	65,888.59	87,678	(15,201)	0	-	-
	CANE RUN UNIT 2	12-2015	95-R2.5	*	(10)	373.59	497	(86)	0	-	-
	CANE RUN UNIT 3	12-2015	95-R2.5	*	(10)	249.15	331	(57)	0	-	-
	CANE RUN UNIT 4	12-2015	95-R2.5	*	(10)	491.62	654	(113)	0	-	-
	CANE RUN-SO2 UNIT 4	12-2015	95-R2.5	*	(10)	17,565.79	23,375	(4,053)	0	-	-
	CANE RUN UNIT 5 AND SO2 UNIT 5	12-2015	95-R2.5	*	(10)	204,433.27	272,042	(47,165)	0	-	-
	CANE RUN UNIT 6 AND SO2 UNIT 6	12-2015	95-R2.5	*	(10)	8,900,547.35	11,844,060	(2,053,458)	0	-	-
	<i>TOTAL ACCOUNT 311.2 - STRUCTURES AND IMPROVEMENTS - RETIRED PLANT</i>					9,189,549.36	12,228,637	(2,120,133)	0	-	-
312.00	BOILER PLANT EQUIPMENT										
	MILL CREEK UNIT 1	12-2024	57-R1	*	(8)	185,248,057.84	53,771,302	146,296,600	29,771,386	16.07	4.9
	MILL CREEK-SO2 UNIT 1	12-2024	57-R1	*	(8)	16,854,869.73	9,369,275	8,833,984	1,802,740	10.70	4.9
	MILL CREEK UNIT 2	06-2029	57-R1	*	(8)	212,703,881.13	37,920,300	191,799,892	20,830,079	9.79	9.2
	MILL CREEK-SO2 UNIT 2	06-2029	57-R1	*	(8)	113,357,088.47	9,014,524	113,411,132	12,260,681	10.82	9.2
	MILL CREEK UNIT 3	06-2039	57-R1	*	(8)	308,991,695.52	80,227,169	253,483,862	13,970,904	4.52	18.1
	MILL CREEK-SO2 UNIT 3	06-2039	57-R1	*	(8)	150,042,015.38	8,796,114	153,249,263	8,326,153	5.55	18.4
	MILL CREEK UNIT 4	06-2039	57-R1	*	(8)	745,129,453.19	142,106,247	662,633,562	36,285,275	4.87	18.3
	MILL CREEK-SO2 UNIT 4	06-2039	57-R1	*	(8)	195,738,782.17	21,206,705	190,191,180	10,419,957	5.32	18.3
	TRIMBLE COUNTY UNIT 1	06-2045	57-R1	*	(11)	328,111,994.11	93,109,783	271,094,530	11,886,698	3.62	22.8
	TRIMBLE COUNTY SO2 UNIT 1	06-2045	57-R1	*	(11)	69,024,520.36	30,848,081	45,769,137	2,059,838	2.98	22.2
	TRIMBLE COUNTY UNIT 2	06-2066	57-R1	*	(11)	259,016,035.54	30,055,932	257,451,867	6,620,571	2.56	38.9
	TRIMBLE COUNTY SO2 UNIT 2	06-2066	57-R1	*	(11)	15,352,427.57	3,769,662	13,271,533	347,628	2.26	38.2
	<i>TOTAL ACCOUNT 312 - BOILER PLANT EQUIPMENT</i>					2,599,570,821.01	520,195,094	2,307,486,542	154,581,910	5.95	14.9
312.10	BOILER PLANT EQUIPMENT - ASH PONDS										
	MILL CREEK UNIT 1 ASH POND	12-2021	100-S4	*	0	403,707.41	239,588	164,119	82,060	20.33	2.0
	MILL CREEK UNIT 3 ASH POND	12-2021	100-S4	*	0	629,552.87	629,553	0	0	-	-
	TRIMBLE COUNTY UNIT 1 ASH POND	12-2022	100-S4	*	0	4,785,621.70	1,880,921	2,904,701	968,234	20.23	3.0
	TRIMBLE COUNTY UNIT 2 ASH POND	12-2022	100-S4	*	0	4,996,892.74	674,612	4,322,281	1,440,760	28.83	3.0
	<i>TOTAL ACCOUNT 312.1 - BOILER PLANT EQUIPMENT - ASH PONDS</i>					10,815,774.72	3,424,674	7,391,101	2,491,054	23.03	3.0

LOUISVILLE GAS AND ELECTRIC
ELECTRIC PLANT

TABLE 1. SUMMARY OF ESTIMATED SURVIVOR CURVES, NET SALVAGE PERCENT, ORIGINAL COST, BOOK DEPRECIATION RESERVE AND CALCULATED ANNUAL DEPRECIATION ACCRUAL RATES AS OF DECEMBER 31, 2019

ACCOUNT	PROBABLE RETIREMENT DATE	SURVIVOR CURVE	NET SALVAGE PERCENT	ORIGINAL COST	BOOK DEPRECIATION RESERVE	FUTURE ACCRUALS	CALCULATED ANNUAL		COMPOSITE REMAINING LIFE		
							AMOUNT	RATE			
(1)	(2)	(2)	(3)	(4)	(5)	(6)	(7)	(8)=(7)/(4)	(9)=(6)/(7)		
314.00	TURBOGENERATOR UNITS										
	MILL CREEK UNIT 1	12-2024	62-R2	*	(8)	27,337,974.95	11,821,437	17,703,576	3,595,664	13.15	4.9
	MILL CREEK UNIT 2	06-2029	62-R2	*	(8)	31,289,999.56	12,235,289	21,557,911	2,330,036	7.45	9.3
	MILL CREEK UNIT 3	06-2039	62-R2	*	(8)	35,619,849.03	21,761,486	16,707,951	919,938	2.58	18.2
	MILL CREEK UNIT 4	06-2039	62-R2	*	(8)	57,644,123.02	25,086,914	37,168,739	2,023,263	3.51	18.4
	TRIMBLE COUNTY UNIT 1	06-2045	62-R2	*	(11)	59,067,523.28	30,279,586	35,285,365	1,523,610	2.58	23.2
	TRIMBLE COUNTY UNIT 2	06-2066	62-R2	*	(11)	22,850,619.02	5,218,048	20,146,139	504,915	2.21	39.9
	TOTAL ACCOUNT 314 - TURBOGENERATOR UNITS					233,810,088.86	106,402,760	148,569,681	10,897,426	4.66	13.6
315.00	ACCESSORY ELECTRIC EQUIPMENT										
	MILL CREEK UNIT 1	12-2024	70-R3	*	(8)	18,109,188.73	12,077,092	7,480,832	1,508,581	8.33	5.0
	MILL CREEK-SO2 UNIT 1	12-2024	70-R3	*	(8)	202,167.22	27,113	191,228	38,789	19.19	4.9
	MILL CREEK UNIT 2	06-2029	70-R3	*	(8)	13,435,148.98	5,730,257	8,779,704	935,703	6.96	9.4
	MILL CREEK-SO2 UNIT 2	06-2029	70-R3	*	(8)	5,652,402.38	732,072	5,372,523	566,722	10.03	9.5
	MILL CREEK UNIT 3	06-2039	70-R3	*	(8)	23,731,096.93	14,422,120	11,207,465	590,303	2.49	19.0
	MILL CREEK-SO2 UNIT 3	06-2039	70-R3	*	(8)	1,088,905.01	1,111,369	64,648	3,555	0.33	18.2
	MILL CREEK UNIT 4	06-2039	70-R3	*	(8)	32,045,057.45	18,920,134	15,688,528	835,383	2.61	18.8
	MILL CREEK-SO2 UNIT 4	06-2039	70-R3	*	(8)	8,052,008.04	459,658	8,236,511	425,923	5.29	19.3
	TRIMBLE COUNTY UNIT 1	06-2045	70-R3	*	(11)	65,602,625.23	31,771,148	41,047,766	1,688,252	2.57	24.3
	TRIMBLE COUNTY SO2 UNIT 1	06-2045	70-R3	*	(11)	2,736,920.21	2,448,163	589,818	24,882	0.91	23.7
	TRIMBLE COUNTY UNIT 2	06-2066	70-R3	*	(11)	11,269,893.66	2,036,476	10,473,106	238,963	2.12	43.8
	TOTAL ACCOUNT 315 - ACCESSORY ELECTRIC EQUIPMENT					181,925,413.84	89,735,602	109,132,129	6,857,056	3.77	15.9
316.00	MISCELLANEOUS PLANT EQUIPMENT										
	RIVERPORT DISTRIBUTION CENTER	06-2063	43-R2.5	*	(5)	1,930,240.76	105,132	1,921,621	52,460	2.72	36.6
	MILL CREEK UNIT 1	12-2024	43-R2.5	*	(8)	719,267.87	523,777	253,032	53,790	7.48	4.7
	MILL CREEK UNIT 2	06-2029	43-R2.5	*	(8)	106,406.00	35,370	79,548	8,688	8.16	9.2
	MILL CREEK UNIT 3	06-2039	43-R2.5	*	(8)	323,710.56	315,484	34,123	1,906	0.59	17.9
	MILL CREEK UNIT 4	06-2039	43-R2.5	*	(8)	11,693,348.91	3,979,390	8,649,427	483,371	4.13	17.9
	MILL CREEK-SO2 UNIT 4	06-2039	43-R2.5	*	(8)	43,211.57	40,932	5,736	313	0.72	18.3
	TRIMBLE COUNTY UNIT 1	06-2045	43-R2.5	*	(11)	3,199,929.32	1,758,300	1,793,622	91,655	2.86	19.6
	TRIMBLE COUNTY UNIT 2	06-2066	43-R2.5	*	(11)	3,990,731.85	367,347	4,062,365	113,662	2.85	35.7
	TOTAL ACCOUNT 316 - MISCELLANEOUS PLANT EQUIPMENT					22,006,846.84	7,125,732	16,799,474	805,845	3.66	20.8
	TOTAL STEAM PRODUCTION PLANT					3,331,182,724.13	901,229,046	2,725,901,740	182,582,899	5.48	
	HYDROELECTRIC PRODUCTION PLANT										
331.00	STRUCTURES AND IMPROVEMENTS										
	OHIO FALLS - NON-PROJECT	10-2045	95-R2	*	(2)	28,698.29	4,941	24,331	1,155	4.02	21.1
	OHIO FALLS - PROJECT 289	10-2045	95-R2	*	(2)	5,637,542.61	2,642,620	3,107,673	131,691	2.34	23.6
	TOTAL ACCOUNT 331 - STRUCTURES AND IMPROVEMENTS					5,666,240.90	2,647,561	3,132,004	132,846	2.34	23.6
332.00	RESERVOIRS, DAMS & WATERWAY										
	OHIO FALLS - PROJECT 289	10-2045	90-R2.5	*	(2)	19,221,695.13	1,344,934	18,261,195	719,751	3.74	25.4
	TOTAL ACCOUNT 332 - RESERVOIRS, DAMS & WATERWAY					19,221,695.13	1,344,934	18,261,195	719,751	3.74	25.4
333.00	WATER WHEELS, TURBINES & GENERATORS										
	OHIO FALLS - PROJECT 289	10-2045	80-R3	*	(2)	114,581,032.99	7,590,379	109,282,275	4,273,255	3.73	25.6
	TOTAL ACCOUNT 333 - WATER WHEELS, TURBINES & GENERATORS					114,581,032.99	7,590,379	109,282,275	4,273,255	3.73	25.6
334.00	ACCESSORY ELECTRIC EQUIPMENT										
	OHIO FALLS - PROJECT 289	10-2045	80-R4	*	(2)	6,558,057.99	668,948	6,020,271	236,092	3.60	25.5
	TOTAL ACCOUNT 334 - ACCESSORY ELECTRIC EQUIPMENT					6,558,057.99	668,948	6,020,271	236,092	3.60	25.5

LOUISVILLE GAS AND ELECTRIC
ELECTRIC PLANT

TABLE 1. SUMMARY OF ESTIMATED SURVIVOR CURVES, NET SALVAGE PERCENT, ORIGINAL COST, BOOK DEPRECIATION RESERVE AND CALCULATED ANNUAL DEPRECIATION ACCRUAL RATES AS OF DECEMBER 31, 2019

ACCOUNT (1)	PROBABLE RETIREMENT DATE (2)	SURVIVOR CURVE (2)	NET SALVAGE PERCENT (3)	ORIGINAL COST (4)	BOOK DEPRECIATION RESERVE (5)	FUTURE ACCRUALS (6)	CALCULATED ANNUAL		COMPOSITE REMAINING LIFE (9)=(6)/(7)		
							ACCRUAL AMOUNT (7)	ACCRUAL RATE (8)=(7)/(4)			
335.00	MISCELLANEOUS PLANT EQUIPMENT										
	OHIO FALLS - NON-PROJECT	10-2045	70-R3	*	(2)	47,468.66	7,331	41,087	1,604	3.38	25.6
	OHIO FALLS - PROJECT 289	10-2045	70-R3	*	(2)	282,780.20	206,693	81,743	3,213	1.14	25.4
	<i>TOTAL ACCOUNT 335 - MISCELLANEOUS PLANT EQUIPMENT</i>					330,248.86	214,024	122,830	4,817	1.46	25.5
336.00	ROADS, RAILROADS & BRIDGES										
	OHIO FALLS - PROJECT 289	10-2045	80-S4	*	(2)	12,119.47	2,054	10,308	949	7.83	10.9
	<i>TOTAL ACCOUNT 336 - ROADS, RAILROADS & BRIDGES</i>					12,119.47	2,054	10,308	949	7.83	10.9
	TOTAL HYDROELECTRIC PRODUCTION PLANT					146,369,395.34	12,467,900	136,828,883	5,367,710	3.67	
	OTHER PRODUCTION PLANT										
341.00	STRUCTURES AND IMPROVEMENTS										
	CANE RUN CC 7	06-2055	60-R4	*	(11)	17,737,935.82	5,509,125	14,179,984	424,160	2.39	33.4
	ZORN AND RIVER ROAD GAS TURBINE	06-2021	60-R4	*	(9)	8,241.14	8,983	0	0	-	-
	PADDY'S RUN GENERATOR 12	06-2025	60-R4	*	(7)	64,113.35	68,601	0	0	-	-
	PADDY'S RUN GENERATOR 13	06-2041	60-R4	*	(7)	2,484,085.38	1,443,274	1,214,697	57,463	2.31	21.1
	BROWN CT 5	06-2041	60-R4	*	(7)	1,171,970.07	496,703	757,305	35,654	3.04	21.2
	BROWN CT 6	06-2039	60-R4	*	(7)	135,870.23	69,657	75,724	3,920	2.89	19.3
	BROWN CT 7	06-2039	60-R4	*	(7)	144,356.29	94,833	59,628	3,108	2.15	19.2
	BROWN SOLAR	06-2041	40-S3	*	(3)	923,945.85	116,218	835,446	39,297	4.25	21.3
	TRIMBLE COUNTY CT 5	06-2042	60-R4	*	(9)	1,555,655.08	930,833	764,831	34,686	2.23	22.1
	TRIMBLE COUNTY CT 6	06-2042	60-R4	*	(9)	1,467,923.89	880,916	719,121	32,627	2.22	22.0
	TRIMBLE COUNTY CT 7	06-2044	60-R4	*	(9)	2,083,698.13	1,121,768	1,149,463	47,854	2.30	24.0
	TRIMBLE COUNTY CT 8	06-2044	60-R4	*	(9)	2,075,526.50	1,117,368	1,144,956	47,667	2.30	24.0
	TRIMBLE COUNTY CT 9	06-2044	60-R4	*	(9)	2,137,402.33	1,146,601	1,183,168	49,258	2.30	24.0
	TRIMBLE COUNTY CT 10	06-2044	60-R4	*	(9)	2,525,013.22	1,171,224	1,581,040	65,557	2.80	24.1
	SIMPSONVILLE SOLAR	06-2044	40-S3	*	(2)	629,097.75	8,850	632,830	26,085	4.15	24.3
	<i>TOTAL ACCOUNT 341 - STRUCTURES AND IMPROVEMENTS</i>					35,144,835.03	14,184,954	24,298,193	867,336	2.47	28.0
341.20	STRUCTURES AND IMPROVEMENTS - RETIRED PLANT										
	CANE RUN GT 11	06-2018	60-R4	*	(10)	320,737.94	671,178	(318,366)	0	-	-
	<i>TOTAL ACCOUNT 341.2 - STRUCTURES AND IMPROVEMENTS</i>					320,737.94	671,178	(318,366)	0	-	-
342.00	FUEL HOLDERS, PRODUCERS AND ACCESSORIES										
	CANE RUN CC 7	06-2055	55-R2.5	*	(11)	1,839,349.29	1,098,263	943,415	28,377	1.54	33.2
	CANE RUN GAS PIPELINE	06-2055	55-R2.5	*	(11)	6,602,221.07	838,064	6,490,401	195,318	2.96	33.2
	ZORN AND RIVER ROAD GAS TURBINE	06-2021	55-R2.5	*	(9)	23,433.81	23,507	2,036	1,359	5.80	1.5
	PADDY'S RUN GENERATOR 11	06-2025	55-R2.5	*	(7)	9,237.57	9,884	0	0	-	-
	PADDY'S RUN GENERATOR 12	06-2025	55-R2.5	*	(7)	21,667.08	23,184	0	0	-	-
	PADDY'S RUN GENERATOR 13	06-2041	55-R2.5	*	(7)	2,235,100.61	1,392,194	999,364	49,742	2.23	20.1
	PADDY'S RUN CT PIPELINE	06-2041	55-R2.5	*	(7)	7,693,302.29	700,118	7,531,715	359,166	4.67	21.0
	BROWN CT 5	06-2041	55-R2.5	*	(7)	846,906.63	504,754	401,436	19,900	2.35	20.2
	BROWN CT 6	06-2039	55-R2.5	*	(7)	766,004.64	334,187	485,438	25,768	3.36	18.8
	BROWN CT 7	06-2039	55-R2.5	*	(7)	483,544.93	172,817	344,576	18,148	3.75	19.0
	TRIMBLE COUNTY CT 5	06-2042	55-R2.5	*	(9)	97,996.90	59,576	47,241	2,249	2.29	21.0
	TRIMBLE COUNTY CT 6	06-2042	55-R2.5	*	(9)	97,861.58	59,499	47,170	2,245	2.29	21.0
	TRIMBLE COUNTY CT PIPELINE	06-2044	55-R2.5	*	(9)	2,320,474.20	1,208,604	1,320,713	57,588	2.48	22.9
	TRIMBLE COUNTY CT 7	06-2044	55-R2.5	*	(9)	338,423.07	184,809	184,072	8,049	2.38	22.9
	TRIMBLE COUNTY CT 8	06-2044	55-R2.5	*	(9)	337,096.18	184,084	183,351	8,017	2.38	22.9
	TRIMBLE COUNTY CT 9	06-2044	55-R2.5	*	(9)	347,146.53	188,979	189,411	8,282	2.39	22.9
	TRIMBLE COUNTY CT 10	06-2044	55-R2.5	*	(9)	446,520.02	202,134	284,573	12,297	2.75	23.1
	<i>TOTAL ACCOUNT 342 - FUEL HOLDERS, PRODUCERS AND ACCESSORIES</i>					24,506,286.40	7,184,657	19,454,912	796,505	3.25	24.4

LOUISVILLE GAS AND ELECTRIC
ELECTRIC PLANT

TABLE 1. SUMMARY OF ESTIMATED SURVIVOR CURVES, NET SALVAGE PERCENT, ORIGINAL COST, BOOK DEPRECIATION RESERVE AND CALCULATED ANNUAL DEPRECIATION ACCRUAL RATES AS OF DECEMBER 31, 2019

ACCOUNT	PROBABLE RETIREMENT DATE	SURVIVOR CURVE	NET SALVAGE PERCENT	ORIGINAL COST	BOOK DEPRECIATION RESERVE	FUTURE ACCRUALS	CALCULATED ANNUAL		COMPOSITE REMAINING LIFE		
							AMOUNT	RATE			
(1)	(2)	(2)	(3)	(4)	(5)	(6)	(7)	(8)=(7)/(4)	(9)=(6)/(7)		
343.00	PRIME MOVERS										
	CANE RUN CC 7	06-2055	35-R1.5	*	(11)	71,865,675.46	5,924,656	73,846,244	2,672,802	3.72	27.6
	PADDY'S RUN GENERATOR 13	06-2041	35-R1.5	*	(7)	22,511,411.38	11,332,963	12,754,247	733,698	3.26	17.4
	BROWN CT 5	06-2041	35-R1.5	*	(7)	18,490,042.40	8,525,261	11,259,084	631,443	3.42	17.8
	BROWN CT 6	06-2039	35-R1.5	*	(7)	24,099,090.75	8,634,101	17,151,926	1,020,679	4.24	16.8
	BROWN CT 7	06-2039	35-R1.5	*	(7)	18,614,501.31	12,069,530	7,847,986	496,296	2.67	15.8
	TRIMBLE COUNTY CT 5	06-2042	35-R1.5	*	(9)	15,752,455.59	7,848,849	9,321,328	510,450	3.24	18.3
	TRIMBLE COUNTY CT 6	06-2042	35-R1.5	*	(9)	14,426,572.85	7,606,339	8,118,625	452,402	3.14	17.9
	TRIMBLE COUNTY CT 7	06-2044	35-R1.5	*	(9)	15,779,368.43	7,087,378	10,112,134	514,845	3.26	19.6
	TRIMBLE COUNTY CT 8	06-2044	35-R1.5	*	(9)	14,940,455.43	7,319,291	8,965,805	463,428	3.10	19.3
	TRIMBLE COUNTY CT 9	06-2044	35-R1.5	*	(9)	14,789,388.81	7,380,775	8,739,659	452,069	3.06	19.3
	TRIMBLE COUNTY CT 10	06-2044	35-R1.5	*	(9)	15,090,516.31	7,396,191	9,052,472	465,537	3.08	19.4
	<i>TOTAL ACCOUNT 343 - PRIME MOVERS</i>					246,359,478.72	91,125,334	177,169,510	8,413,649	3.42	21.1
344.00	GENERATORS										
	CANE RUN CC 7	06-2055	60-S3	*	(11)	17,522,721.98	2,693,076	16,757,145	479,078	2.73	35.0
	ZORN AND RIVER ROAD GAS TURBINE	06-2021	60-S3	*	(9)	1,919,304.70	2,007,414	84,628	56,419	2.94	1.5
	PADDY'S RUN GENERATOR 11	06-2025	60-S3	*	(7)	1,539,958.99	1,647,756	0	0	-	-
	PADDY'S RUN GENERATOR 12	06-2025	60-S3	*	(7)	3,334,813.58	3,471,642	96,609	17,565	0.53	5.5
	PADDY'S RUN GENERATOR 13	06-2041	60-S3	*	(7)	6,491,084.14	3,518,084	3,427,376	162,545	2.50	21.1
	BROWN CT 5	06-2041	60-S3	*	(7)	3,448,727.25	1,918,000	1,772,138	84,130	2.44	21.1
	BROWN CT 6	06-2039	60-S3	*	(7)	2,449,473.22	1,644,923	976,013	51,181	2.09	19.1
	BROWN CT 7	06-2039	60-S3	*	(7)	2,608,746.40	1,635,547	1,155,812	60,421	2.32	19.1
	BROWN SOLAR	06-2041	25-S2.5	*	(3)	8,363,103.36	1,377,413	7,236,583	387,397	4.63	18.7
	TRIMBLE COUNTY CT 5	06-2042	60-S3	*	(9)	1,635,904.01	926,994	856,141	38,877	2.38	22.0
	TRIMBLE COUNTY CT 6	06-2042	60-S3	*	(9)	1,595,963.67	889,512	850,088	38,607	2.42	22.0
	TRIMBLE COUNTY CT 7	06-2044	60-S3	*	(9)	1,793,484.14	898,483	1,056,415	44,010	2.45	24.0
	TRIMBLE COUNTY CT 8	06-2044	60-S3	*	(9)	1,783,864.62	893,397	1,051,015	43,785	2.45	24.0
	TRIMBLE COUNTY CT 9	06-2044	60-S3	*	(9)	1,996,602.87	595,611	1,580,686	65,507	3.28	24.1
	TRIMBLE COUNTY CT 10	06-2044	60-S3	*	(9)	1,911,732.95	930,007	1,153,782	47,998	2.51	24.0
	SIMPSONVILLE SOLAR	06-2044	25-S2.5	*	(2)	503,250.72	6,156	507,160	23,393	4.65	21.7
	OTHER SOLAR		25-S2.5	*	(10)	57,651.55	3,654	59,763	2,543	4.41	23.5
	<i>TOTAL ACCOUNT 344 - GENERATORS</i>					58,956,388.15	25,057,669	38,621,354	1,603,456	2.72	24.1
345.00	ACCESSORY ELECTRIC EQUIPMENT										
	CANE RUN CC 7	06-2055	50-S2.5	*	(11)	6,807,217.32	842,009	6,714,002	199,476	2.93	33.7
	ZORN AND RIVER ROAD GAS TURBINE	06-2021	50-S2.5	*	(9)	94,656.49	86,496	16,680	11,217	11.85	1.5
	PADDY'S RUN GENERATOR 11	06-2025	50-S2.5	*	(7)	592,362.10	614,812	19,015	3,463	0.58	5.5
	PADDY'S RUN GENERATOR 12	06-2025	50-S2.5	*	(7)	901,218.54	964,304	0	0	-	-
	PADDY'S RUN GENERATOR 13	06-2041	50-S2.5	*	(7)	2,860,913.24	1,907,768	1,153,409	58,059	2.03	19.9
	BROWN CT 5	06-2041	50-S2.5	*	(7)	2,602,373.29	1,679,313	1,105,226	55,838	2.15	19.8
	BROWN CT 6	06-2039	50-S2.5	*	(7)	1,076,249.52	662,915	488,672	26,590	2.47	18.4
	BROWN CT 7	06-2039	50-S2.5	*	(7)	1,130,650.06	651,215	558,581	30,204	2.67	18.5
	BROWN SOLAR	06-2041	45-R2.5	*	(3)	285,072.02	54,201	239,423	11,550	4.05	20.7
	TRIMBLE COUNTY CT 5	06-2042	50-S2.5	*	(9)	790,523.73	413,237	448,434	21,196	2.88	21.2
	TRIMBLE COUNTY CT 6	06-2042	50-S2.5	*	(9)	1,709,376.03	923,663	939,557	44,939	2.63	20.9
	TRIMBLE COUNTY CT 7	06-2044	50-S2.5	*	(9)	2,168,768.83	1,059,996	1,303,962	56,757	2.62	23.0
	TRIMBLE COUNTY CT 8	06-2044	50-S2.5	*	(9)	1,943,746.28	1,021,744	1,096,939	48,197	2.48	22.8
	TRIMBLE COUNTY CT 9	06-2044	50-S2.5	*	(9)	1,898,268.01	1,046,831	1,022,281	45,107	2.38	22.7
	TRIMBLE COUNTY CT 10	06-2044	50-S2.5	*	(9)	6,214,267.18	2,458,182	4,315,369	185,423	2.98	23.3
	OTHER SOLAR		45-R2.5	*	(5)	27,319.98	1,638	27,048	621	2.27	43.6
	<i>TOTAL ACCOUNT 345 - ACCESSORY ELECTRIC EQUIPMENT</i>					31,102,982.62	14,388,324	19,448,598	798,637	2.57	24.4
346.00	MISCELLANEOUS PLANT EQUIPMENT										
	CANE RUN CC 7	06-2055	55-R4	*	(11)	967,187.56	85,211	988,367	28,438	2.94	34.8
	ZORN AND RIVER ROAD GAS TURBINE	06-2021	55-R4	*	(9)	9,488.39	10,177	165	110	1.16	1.5
	PADDY'S RUN GENERATOR 11	06-2025	55-R4	*	(7)	9,494.38	10,159	0	0	-	-
	PADDY'S RUN GENERATOR 13	06-2041	55-R4	*	(7)	1,299,351.17	809,972	580,334	27,830	2.14	20.9
	BROWN CT 5	06-2041	55-R4	*	(7)	2,399,250.01	1,479,428	1,087,770	52,195	2.18	20.8
	BROWN CT 6	06-2039	55-R4	*	(7)	32,805.21	15,138	19,964	1,036	3.16	19.3
	BROWN CT 7	06-2039	55-R4	*	(7)	23,047.78	15,393	9,268	486	2.11	19.1
	BROWN SOLAR	06-2041	40-R2.5	*	(3)	271,849.13	35,670	244,335	11,913	4.38	20.5

LOUISVILLE GAS AND ELECTRIC
ELECTRIC PLANT

TABLE 1. SUMMARY OF ESTIMATED SURVIVOR CURVES, NET SALVAGE PERCENT, ORIGINAL COST, BOOK DEPRECIATION RESERVE AND CALCULATED ANNUAL DEPRECIATION ACCRUAL RATES AS OF DECEMBER 31, 2019

ACCOUNT (1)	PROBABLE RETIREMENT DATE (2)	SURVIVOR CURVE (2)	NET SALVAGE PERCENT (3)	ORIGINAL COST (4)	BOOK DEPRECIATION RESERVE (5)	FUTURE ACCRUALS (6)	CALCULATED ANNUAL ACCRUAL AMOUNT (7)	ACCRUAL RATE (8)=(7)/(4)	COMPOSITE REMAINING LIFE (9)=(6)/(7)
TRIMBLE COUNTY CT 5	06-2042	55-R4	*	14,528.92	8,266	7,571	343	2.36	22.1
TRIMBLE COUNTY CT 7	06-2044	55-R4	*	5,204.51	2,760	2,913	122	2.34	23.9
TRIMBLE COUNTY CT 8	06-2044	55-R4	*	5,182.59	2,750	2,899	122	2.35	23.8
TRIMBLE COUNTY CT 9	06-2044	55-R4	*	5,328.44	2,815	2,993	126	2.36	23.8
TRIMBLE COUNTY CT 10	06-2044	55-R4	*	25,332.91	10,735	16,878	700	2.76	24.1
<i>TOTAL ACCOUNT 346 - MISCELLANEOUS PLANT EQUIPMENT</i>				5,068,051.00	2,488,474	2,963,457	123,421	2.44	24.0
TOTAL OTHER PRODUCTION PLANT				366,313,924.83	140,915,636	257,339,465	11,735,668	3.20	
TRANSMISSION PLANT									
350.10	LAND AND LAND RIGHTS	75-R4	0	8,587,652.59	3,403,007	5,184,646	88,126	1.03	58.8
352.10	STRUCTURES AND IMPROVEMENTS	65-R2	(10)	17,389,664.47	2,975,200	16,153,431	280,870	1.62	57.5
353.10	STATION EQUIPMENT	60-R1.5	(20)	237,405,933.70	68,052,135	216,834,985	4,497,927	1.89	48.2
354.00	TOWERS AND FIXTURES	75-R4	(50)	45,139,197.21	26,403,413	41,305,383	779,640	1.73	53.0
355.00	POLES AND FIXTURES	60-R2	(80)	103,367,236.39	31,108,783	154,952,243	3,127,675	3.03	49.5
356.00	OVERHEAD CONDUCTORS AND DEVICES	60-R2	(80)	65,298,321.64	32,060,305	85,476,674	1,988,926	3.05	43.0
357.00	UNDERGROUND CONDUIT	55-S3	(5)	1,941,041.52	799,025	1,239,069	35,510	1.83	34.9
358.00	UNDERGROUND CONDUCTORS AND DEVICES	50-R3	(25)	8,498,390.55	3,759,434	6,863,554	189,561	2.23	36.2
TOTAL TRANSMISSION PLANT				487,627,438.07	168,561,302	528,009,985	10,988,235	2.25	
DISTRIBUTION PLANT									
361.00	STRUCTURES AND IMPROVEMENTS	50-S0.5	(10)	12,951,554.41	2,645,635	11,601,075	265,135	2.05	43.8
362.00	STATION EQUIPMENT	52-R1	(20)	161,754,056.80	49,383,675	144,721,193	3,482,466	2.15	41.6
364.00	POLES, TOWERS, AND FIXTURES	56-R1.5	(80)	220,564,312.08	81,065,964	315,949,798	7,169,943	3.25	44.1
365.00	OVERHEAD CONDUCTORS AND DEVICES	52-R1.5	(75)	378,188,768.26	130,117,670	531,712,674	13,065,153	3.45	40.7
366.00	UNDERGROUND CONDUIT	75-S4	(40)	90,814,380.78	34,419,288	92,720,845	1,661,970	1.83	55.8
367.00	UNDERGROUND CONDUCTORS AND DEVICES	58-R3	(50)	312,116,919.77	68,577,049	399,598,331	8,502,340	2.72	47.0
368.00	LINE TRANSFORMERS	47-R3	(10)	173,173,952.29	82,909,110	107,582,238	3,308,741	1.91	32.5
369.10	SERVICES - UNDERGROUND	47-S2	(50)	14,052,274.91	2,141,473	18,936,939	541,333	3.85	35.0
369.20	SERVICES - OVERHEAD	65-R2.5	(100)	25,472,004.34	24,963,809	25,980,200	613,181	2.41	42.4
370.00	METERS	36-R1.5	0	34,648,253.07	20,300,585	14,347,668	577,811	1.67	24.8
370.01	METERS - AMS	15-S0.5	0	3,008,348.58	429,360	2,578,989	230,885	7.67	11.2
370.11	METERS - AMI	15-S2.5	0	74,083.26	1,656	72,427	5,026	6.78	14.4
370.20	METERS - CT AND PT	18-S3	0	5,927,405.09	4,059,817	1,867,588	749,541	12.65	2.5
371.01	INSTALLATIONS ON CUSTOMERS' PREMISES - EV CHARGING STATIONS	10-S3	0	175,550.89	8,046	167,505	17,632	10.04	9.5
373.10	STREET LIGHTING AND SIGNAL SYSTEMS - OVERHEAD	35-R1.5	(40)	60,960,815.38	16,878,182	68,466,960	2,631,066	4.32	26.0
373.20	STREET LIGHTING AND SIGNAL SYSTEMS - UNDERGROUND	35-R1.5	(40)	63,811,821.80	32,388,997	56,947,554	2,465,154	3.86	23.1
TOTAL DISTRIBUTION PLANT				1,557,694,501.71	550,290,316	1,793,251,984	45,287,377	2.91	
GENERAL PLANT									
392.00	TRANSPORTATION EQUIPMENT - CARS AND LIGHT TRUCKS	14-S2	0	1,573,865.21	623,320	950,545	89,230	5.67	10.7
392.10	TRANSPORTATION EQUIPMENT - HEAVY TRUCKS AND OTHER	13-R2	0	5,858,724.28	2,436,510	3,422,214	367,587	6.27	9.3
392.20	TRANSPORTATION EQUIPMENT - TRAILERS	23-S2.5	0	484,554.81	86,036	398,519	29,168	6.02	13.7
394.00	TOOLS, SHOP AND GARAGE EQUIPMENT	25-SQ	0	6,795,977.07	3,016,906	3,779,071	264,754	3.90	14.3
396.10	POWER OPERATED EQUIPMENT - LARGE MACHINERY	22-S1	0	2,351,637.91	1,490,429	861,209	45,567	1.94	18.9
396.20	POWER OPERATED EQUIPMENT - OTHER	23-S1	0	196,248.24	119,421	76,827	4,924	2.51	15.6
397.20	COMMUNICATION EQUIPMENT - DSM	10-SQ	0	6,803,895.37	4,186,012	2,617,883	1,047,153	15.39	2.5
TOTAL GENERAL PLANT				24,064,902.89	11,958,634	12,106,268	1,848,383	7.68	
TOTAL DEPRECIABLE PLANT				5,948,397,722.00	1,799,607,788	5,477,736,518	258,677,608	4.35	

LOUISVILLE GAS AND ELECTRIC
ELECTRIC PLANTTABLE 1. SUMMARY OF ESTIMATED SURVIVOR CURVES, NET SALVAGE PERCENT, ORIGINAL COST, BOOK DEPRECIATION RESERVE AND
CALCULATED ANNUAL DEPRECIATION ACCRUAL RATES AS OF DECEMBER 31, 2019

ACCOUNT (1)	PROBABLE RETIREMENT DATE (2)	SURVIVOR CURVE (2)	NET SALVAGE PERCENT (3)	ORIGINAL COST (4)	BOOK DEPRECIATION RESERVE (5)	FUTURE ACCRUALS (6)	CALCULATED ANNUAL		COMPOSITE REMAINING LIFE (9)=(6)/(7)
							ACCRUAL AMOUNT (7)	ACCRUAL RATE (8)=(7)/(4)	
NONDEPRECIABLE PLANT									
301.00	ORGANIZATION			2,240.29					
310.20	LAND			9,833,555.09					
310.26	LAND - ECR 2011			360,851.26					
317.07	ARO STEAM PRODUCTION (EQUIPMENT)			14,872,626.37	3,819,197				
317.08	ARO STEAM PRODUCTION (CCR)			46,958,489.83	37,102,419				
330.20	LAND			6.50					
337.07	ARO HYDRAULIC PRODUCTION			289,910.63	28,579				
340.20	LAND			406,526.20					
347.05	ARO OTHER PRODUCTION (L/B)			15,555.48	7,268				
347.07	ARO OTHER PRODUCTION (EQUIPMENT)			96,428.56	17,625				
350.20	LAND			2,556,362.69					
359.15	ARO TRANSMISSION (L/B)			76,221.28	1,930				
359.17	ARO TRANSMISSION (EQUIPMENT)			122,340.23	45,740				
360.20	LAND			4,117,062.41					
374.05	ARO DISTRIBUTION (L/B)			129,242.11	47,746				
374.07	ARO DISTRIBUTION (EQUIPMENT)			47,995.12	12,783				
	TOTAL NONDEPRECIABLE PLANT			79,885,414.05	41,083,287				
	TOTAL ELECTRIC PLANT			6,028,283,136.05	1,840,691,075	5,477,736,518	258,677,608		

* LIFE SPAN PROCEDURE IS USED. CURVE SHOWN IS INTERIM SURVIVOR CURVE

** TERMINAL NET SALVAGE FACTOR WHICH IS BASED ON VINTAGE AND FUTURE COSTS

LOUISVILLE GAS AND ELECTRIC
GAS PLANT

TABLE 2. SUMMARY OF ESTIMATED SURVIVOR CURVES, NET SALVAGE PERCENT, ORIGINAL COST, BOOK DEPRECIATION RESERVE AND CALCULATED ANNUAL DEPRECIATION ACCRUAL RATES AS OF DECEMBER 31, 2019

ACCOUNT (1)	SURVIVOR CURVE (2)	NET SALVAGE PERCENT (3)	ORIGINAL COST (4)	BOOK DEPRECIATION RESERVE (5)	FUTURE ACCRUALS (6)	CALCULATED ANNUAL ACCRUAL AMOUNT (7)	CALCULATED ANNUAL ACCRUAL RATE (8)=(7)/(4)	COMPOSITE REMAINING LIFE (9)=(6)/(7)	
DEPRECIABLE PLANT									
INTANGIBLE PLANT									
302.00	FRANCHISES AND CONSENTS	20-SQ	0	387.49	305	82	55	14.19	1.5
	TOTAL INTANGIBLE PLANT			387.49	305	82	55	14.19	
PRODUCTION PLANT									
350.20	RIGHTS OF WAY	65-R4	0	101,212.49	71,524	29,688	557	0.55	53.3
351.20	COMPRESSOR STATION STRUCTURES	60-R2.5	(20)	10,689,889.71	2,005,747	10,822,121	210,182	1.97	51.5
351.30	MEASURING AND REGULATING STATION STRUCTURES	65-R3	(5)	33,043.05	17,256	17,439	313	0.95	55.7
351.40	OTHER STRUCTURES	65-R2.5	(20)	7,329,708.43	1,200,048	7,595,602	133,725	1.82	56.8
352.10	STORAGE LEASEHOLDS AND RIGHTS	75-R4	0	548,241.14	548,241	0	0	-	-
352.20	RESERVOIRS	65-R4	0	400,511.40	400,511	0	0	-	-
352.30	NONRECOVERABLE NATURAL GAS	50-SQ	0	9,648,855.00	8,492,197	1,156,658	74,623	0.77	15.5
352.40	WELL DRILLING	65-R2.5	(50)	5,843,091.23	1,563,813	7,200,824	164,463	2.81	43.8
352.50	WELL EQUIPMENT	45-R0.5	(50)	15,793,544.07	1,343,794	22,346,522	627,732	3.97	35.6
353.00	LINES	50-R2	(20)	26,981,868.97	9,795,231	22,583,012	582,701	2.16	38.8
354.00	COMPRESSOR STATION EQUIPMENT	45-R1.5	(15)	65,887,948.81	10,593,008	65,178,133	1,694,026	2.57	38.5
355.00	MEASURING AND REGULATING EQUIPMENT	45-S0	(20)	2,738,380.60	406,207	2,879,850	73,716	2.69	39.1
356.00	PURIFICATION EQUIPMENT	49-R2	(30)	28,391,813.42	7,090,352	29,819,005	731,741	2.58	40.8
357.00	OTHER EQUIPMENT	47-R2	(10)	5,304,128.27	805,168	5,029,373	125,119	2.36	40.2
	TOTAL PRODUCTION PLANT			179,692,236.59	44,333,097	174,658,227	4,418,898	2.46	
TRANSMISSION PLANT									
365.20	RIGHTS OF WAY	75-R4	0	220,659.05	211,739	8,920	249	0.11	35.8
367.00	MAINS	65-R2.5	(40)	58,753,455.72	13,814,782	68,440,056	1,309,139	2.23	52.3
	TOTAL TRANSMISSION PLANT			58,974,114.77	14,026,521	68,448,976	1,309,388	2.22	
DISTRIBUTION PLANT									
374.22	OTHER DISTRIBUTION LAND RIGHTS	75-S3	0	74,018.23	74,018	0	0	-	-
375.10	STRUCTURES AND IMPROVEMENTS - CITY GATE STATION	50-R3	(20)	519,543.44	109,801	513,651	14,460	2.78	35.5
375.20	STRUCTURES AND IMPROVEMENTS - OTHER DISTRIBUTION	42-L1.5	(20)	765,267.96	335,348	582,974	19,738	2.58	29.5
376.00	MAINS	67-R2.5	(40)	437,680,419.74	146,691,972	466,060,616	9,089,926	2.08	51.3
378.00	MEASURING AND REGULATING STATION EQUIPMENT - GENERAL	43-S0	(20)	28,335,485.27	2,642,329	31,360,253	880,984	3.11	35.6
379.00	MEASURING AND REGULATING STATION EQUIPMENT - CITY GATE	37-S0	(40)	13,807,542.05	1,484,599	17,845,960	595,900	4.32	29.9
380.00	SERVICES	46-S0	(55)	438,353,236.83	133,979,270	545,468,247	14,024,296	3.20	38.9
381.00	METERS	26-R2.5	(10)	64,000,157.50	13,497,136	56,903,037	3,421,713	5.35	16.6
383.00	HOUSE REGULATORS	31-S1.5	(10)	27,488,720.70	7,472,951	22,764,642	1,051,603	3.83	21.6
385.00	MEASURING AND REGULATING STATION EQUIPMENT	45-S1.5	(5)	1,181,515.60	214,591	1,026,000	28,446	2.41	36.1
387.00	OTHER EQUIPMENT	42-R2.5	0	51,112.34	30,641	20,471	851	1.66	24.1
	TOTAL DISTRIBUTION PLANT			1,012,257,019.66	306,532,656	1,142,545,851	29,127,917	2.88	

LOUISVILLE GAS AND ELECTRIC
GAS PLANT

TABLE 2. SUMMARY OF ESTIMATED SURVIVOR CURVES, NET SALVAGE PERCENT, ORIGINAL COST, BOOK DEPRECIATION RESERVE AND CALCULATED ANNUAL DEPRECIATION ACCRUAL RATES AS OF DECEMBER 31, 2019

ACCOUNT (1)	SURVIVOR CURVE (2)	NET SALVAGE PERCENT (3)	ORIGINAL COST (4)	BOOK DEPRECIATION RESERVE (5)	FUTURE ACCRUALS (6)	CALCULATED ANNUAL ACCRUAL AMOUNT (7)	CALCULATED ANNUAL ACCRUAL RATE (8)=(7)/(4)	COMPOSITE REMAINING LIFE (9)=(6)/(7)
GENERAL PLANT								
392.00	TRANSPORTATION EQUIPMENT - CARS AND LIGHT TRUCKS	10-S2	87,402.64	22,387	65,016	10,387	11.88	6.3
392.10	TRANSPORTATION EQUIPMENT - HEAVY TRUCKS AND OTHER	11-L3	1,286,045.28	642,958	643,087	116,308	9.04	5.5
392.20	TRANSPORTATION EQUIPMENT - TRAILERS	17-S2	719,020.36	213,053	505,967	48,428	6.74	10.4
394.00	TOOLS, SHOP, AND GARAGE EQUIPMENT	25-SQ	7,966,960.02	2,884,620	5,082,340	308,343	3.87	16.5
396.10	POWER OPERATED EQUIPMENT - HOURLY RATED	15-L2.5	4,362,273.63	2,149,444	2,212,830	199,099	4.56	11.1
396.20	POWER OPERATED EQUIPMENT - OTHER	24-L1.5	426,114.76	138,961	287,154	13,919	3.27	20.6
TOTAL GENERAL PLANT			14,847,816.69	6,051,423	8,796,394	696,484	4.69	
TOTAL DEPRECIABLE PLANT			1,265,771,575.20	370,944,002	1,394,449,530	35,552,742	2.81	
NONDEPRECIABLE PLANT								
350.10	LAND		250,794.93					
374.12	LAND		60,478.68					
374.13	LAND		580,492.79					
TOTAL NONDEPRECIABLE PLANT			891,766.40					
TOTAL GAS PLANT			1,266,663,341.60	370,944,002	1,394,449,530	35,552,742		

From: [Rutter, Cheryl A.](#)
To: [Wiseman, Sara](#)
Cc: [Whitaker, Sherrie](#); [Daly, Karen](#)
Subject: Invoice for Services Provided by Gannett Fleming re LG&E/KU Contract No. 152967 - Depreciation Studies - ACTION REQUESTED
Date: Thursday, March 26, 2020 1:37:50 AM
Attachments: [066193 - No. 5114 - March 25, 2020.pdf](#)
Importance: High

EXTERNAL email. STOP and THINK before responding, clicking on links, or opening attachments.

Good morning, Sara.....

Attached is our invoice related to consulting services for LG&E/KU re Contract No. 152967 - Depreciation Studies – LG&E and KU Services Company during the period February 1 thru February 28, 2020.

Would you please take the necessary action to have the invoice approved and sent to your Accounts Payable folks for processing of payment.

No paper copy will be sent.

If you have any questions related to the invoice, please contact either John Spanos at jspanos@gfnet.com or me at crutter@gfnet.com.

Thank you, and have a pleasant day.

Cheryl

Cheryl Ann Rutter, CPS | Administrator
Gannett Fleming Valuation and Rate Consultants, LLC

Address: 207 Senate Avenue, Camp Hill, PA 17011

717-886-5712

Email: crutter@gfnet.com

Fax: 717-763-4590

Excellence Delivered As Promised

Gannett Fleming is ISO 9001:2015 Certified.

www.gannettfleming.com | Stay connected: [Twitter](#) | [Facebook](#) | [LinkedIn](#) | [YouTube](#)

PRINTING SUSTAINABILITY STATEMENT: Gannett Fleming is committed to conserving natural resources and minimizing adverse environmental impacts in projects. Accordingly, project documentation will be provided in electronic format only unless clients specifically request hard copies. Visit our [website](#) to read more about our sustainability commitment.

CONFIDENTIALITY NOTICE: This email and any attachments may contain confidential information for the use of the named addressee. If you are not the intended recipient, you are hereby notified that you have received this communication in error and that any review, disclosure, dissemination, distribution or copying of it or its contents is prohibited.

Gannett Fleming Valuation and Rate Consultants, LLC

LG&E and KU Services Company
 Attn: Sara Wiseman
 P.O. Box 32010
 Louisville, KY 40232-7100

Project: 066193
Invoice No: 066193*5114
Invoice Date: March 25, 2020

ACH/EFT Payment Information:
ABA: 031312738
Account No.: 5003165655
Account Name: Gannett Fleming

Check Payment Information:
 Gannett Fleming Valuation and Rate Consultants,
 LLC
 PO Box 829160
 Philadelphia, PA 19182-9160

Federal EIN: 46-4413705
Send Remit Info: AccountsReceivable@gfnet.com

Note: TO PREVENT IMPOSTER FRAUD. If you receive any notification of a change in payment instructions, you should call our Accounts Receivable department at 717-763-7211 to verify the authenticity of the change. We cannot be held responsible for a misdirected payment as a result of your not confirming authenticity of requested changes to payment instructions or "imposter hacks" to your system.

Invoice Period: February 1, 2020 through February 28, 2020

Project Manager : John J. Spanos **jspanos@gfnet.com** **717 763-7211**

Contract No. 152967- Depreciation Studies of LG&E and KU Services Company

Summary of Current Charges

Phase 100	- DEPR - LG&E - ELECTRIC	\$ 6,420.00
Phase 101	- DEPR - LG&E - GAS	1,800.00
Phase 200	- DEPR - KENTUCKY UTILITIES	5,360.00
	Total Charges	\$ 13,580.00
Total Due This Invoice		\$13,580.00

Gannett Fleming Valuation and Rate Consultants, LLC

Phase 100 -- Depr - LG&E - Electric

Labor Costs

<u>Labor Classification</u>	<u>Hours</u>	<u>Rate</u>	<u>Amount</u>
Analyst	21.00	\$ 180.00	\$ 3,780.00
John J. Spanos	9.00	280.00	2,520.00
Support Staff	1.00	120.00	120.00
Total Labor Costs			\$ 6,420.00
Total Phase -- 100			\$ 6,420.00

Phase 101 -- Depr - LG&E - Gas

Labor Costs

<u>Labor Classification</u>	<u>Hours</u>	<u>Rate</u>	<u>Amount</u>
Analyst	10.00	180.00	1,800.00
Total Labor Costs			\$ 1,800.00
Total Phase -- 101			\$ 1,800.00

Phase 200 -- Depr - Kentucky Utilities

Labor Costs

<u>Labor Classification</u>	<u>Hours</u>	<u>Rate</u>	<u>Amount</u>
Analyst	17.00	180.00	3,060.00
John J. Spanos	8.00	280.00	2,240.00
Support Staff	0.50	120.00	60.00
Total Labor Costs			\$ 5,360.00
Total Phase -- 200			\$ 5,360.00

From: [Wiseman, Sara](#)
To: [John Spanos \(jspanos@gfnet.com\)](mailto:jspanos@gfnet.com)
Cc: [Riggs, Eric](#)
Subject: Available times
Date: Tuesday, April 14, 2020 4:01:56 PM

Hi John,

Eric and I have a few topics we would like to discuss. Do you have some availability this week for an hour?

Thanks!

Sara Wiseman

Manager | Property Accounting | LG&E and KU
220 West Main Street, Louisville, KY 40202

O: 502-627-3189 | **M:** 502-338-0886

lge-ku.com

From: [Spanos, John J.](#)
To: [Wiseman, Sara](#)
Cc: [Riggs, Eric](#)
Subject: RE: Available times
Date: Tuesday, April 14, 2020 7:46:35 PM

EXTERNAL email. STOP and THINK before responding, clicking on links, or opening attachments.

Sara:

The best day for me is Thursday. I am free anytime after 10:00.

I could also do 10:00 – 1:30 on Friday

Let me know if you need more options

John

From: Wiseman, Sara <Sara.Wiseman@lge-ku.com>
Sent: Tuesday, April 14, 2020 4:02 PM
To: Spanos, John J. <jspanos@GFNET.com>
Cc: Riggs, Eric <Eric.Riggs@lge-ku.com>
Subject: Available times

Hi John,

Eric and I have a few topics we would like to discuss. Do you have some availability this week for an hour?

Thanks!

Sara Wiseman

Manager | Property Accounting | LG&E and KU

220 West Main Street, Louisville, KY 40202

O: 502-627-3189 | **M:** 502-338-0886

lge-ku.com

----- The information contained in this transmission is intended only for the person or entity to which it is directly addressed or copied. It may contain material of confidential and/or private nature. Any review, retransmission, dissemination or other use of, or taking of any action in reliance upon, this information by persons or entities other than the intended recipient is not allowed. If you received this message and the information contained therein by error, please contact the sender and delete the material from your/any storage medium.

From: [Spanos, John J.](#)
To: [Wiseman, Sara](#)
Subject: Accepted: Depreciation study questions
Start: Thursday, April 16, 2020 1:00:00 PM
End: Thursday, April 16, 2020 2:00:00 PM
Location: LGE 09 South Conference Room (V) (12)

EXTERNAL email. STOP and THINK before responding, clicking on links, or opening attachments.

From: [Wiseman, Sara](#)
To: [John Spanos \(jspanos@gfnet.com\)](mailto:jspanos@gfnet.com)
Cc: [Riggs, Eric](#)
Subject: Meeting
Date: Wednesday, April 22, 2020 2:39:00 PM

Hi John,

As I mentioned to you last week, Chris Garrett is interested in having a conference call. Do you have any availability on April 29 or April 30?

Sara Wiseman

Manager | Property Accounting | LG&E and KU
220 West Main Street, Louisville, KY 40202

O: 502-627-3189 | **M:** 502-338-0886

lge-ku.com

From: [Spanos, John J.](#)
To: [Wiseman, Sara](#)
Cc: [Riggs, Eric](#)
Subject: RE: Meeting
Date: Wednesday, April 22, 2020 3:06:43 PM

EXTERNAL email. STOP and THINK before responding, clicking on links, or opening attachments.

Assuming you do not want to go early either of those mornings, here is what I have

4/29 between 10:30 and 3:00 is free

4/30 between 11:30 and 2:30 is free

Let me know if any of those work

John

From: Wiseman, Sara <Sara.Wiseman@lge-ku.com>
Sent: Wednesday, April 22, 2020 2:39 PM
To: Spanos, John J. <jspanos@GFNET.com>
Cc: Riggs, Eric <Eric.Riggs@lge-ku.com>
Subject: Meeting

Hi John,

As I mentioned to you last week, Chris Garrett is interested in having a conference call. Do you have any availability on April 29 or April 30?

Sara Wiseman

Manager | Property Accounting | LG&E and KU

220 West Main Street, Louisville, KY 40202

O: 502-627-3189 | **M:** 502-338-0886

lge-ku.com

----- The information contained in this transmission is intended only for the person or entity to which it is directly addressed or copied. It may contain material of confidential and/or private nature. Any review, retransmission, dissemination or other use of, or taking of any action in reliance upon, this information by persons or entities other than the intended recipient is not allowed. If you received this message and the information contained therein by error, please contact the sender and delete the material from your/any storage medium.

From: [Spanos, John J.](#)
To: [Wiseman, Sara](#)
Subject: Accepted: Depreciation Study Discussion
Start: Wednesday, April 29, 2020 1:30:00 PM
End: Wednesday, April 29, 2020 2:30:00 PM
Location: LGE 09 South Conference Room (V) (12) + Webex

EXTERNAL email. STOP and THINK before responding, clicking on links, or opening attachments.

From: [Daly, Karen](#)
To: [John J Spanos \(jspanos@GFNET.com\)](mailto:jspanos@GFNET.com); ["fjohnston@gfnet.com"](mailto:fjohnston@gfnet.com)
Cc: [Wiseman, Sara](#); [Riggs, Eric](#)
Subject: 1st Qtr 2020 Files
Date: Wednesday, April 29, 2020 8:56:53 AM

You should receive a secure email with the following files:

1. 2020 Activity File – Q1.xlsx
2. KU LGE Ash Ponds as of March 2020.xlsx
3. ku salvage & cor thru Q1 2020.xlsx
4. KU_Plant Report_March 2020.xlsx
5. lge salvage & cor thru Q1 2020.xlsx
6. LGE_Plant Report_March 2020.xlsx

If you do not receive the files, or have any issues with them, please let us know.

Thank you!

Karen Daly

Senior Accounting Analyst | Property Accounting | LG&E and KU
220 West Main Street, Louisville, KY 40202

📞: 502-627-4279

Karen.Daly@lge-ku.com

From: [Daly, Karen](#)
To: [Wiseman, Sara](#)
Subject: Q1 2020 Files
Date: Wednesday, April 29, 2020 8:56:56 AM

To: fjohnston@gfnet.com, jspanos@GFNET.com

CC: Eric.Riggs@lge-ku.com, Sara.Wiseman@lge-ku.com

One or more files have been sent to you.

Visit the [Workspace](#) to retrieve files.

You may be prompted to register an account if authentication is required.

This link will expire on 5/6/2020 12:56:55 PM

Attached are the files for Q1 2020. Please call with questions.

From: [Daly, Karen](#)
To: [Wiseman, Sara](#)
Subject: Second Try
Date: Wednesday, April 29, 2020 9:59:50 AM

To: fjohnston@gfnet.com, jspanos@gfnet.com

CC: eriggs@lge-ku.com, Sara.Wiseman@lge-ku.com

One or more files have been sent to you.

Visit the [Workspace](#) to retrieve files.

You may be prompted to register an account if authentication is required.

This link will expire on 5/6/2020 1:59:48 PM

Trying again.

Account	Company	Location	Transaction	Vintage	Class	Year	Total
130300	KU	9999	9	2019	2020		2,255,986.68
130300	KU	9999	9	2020	2020		18,268.22
130300	KU	9999	0	2015	2020		(3,820,085.52)
130300	KU	9999	7	2016	2020		32.02
130300	KU	9999	7	2019	2020		(2,264,328.32)
130300	KU	9999	7	2020	2020		6,594,781.56
130310	KU	9999	7	2019	2020		807.82
131020	KU	5651	9	2020	2020		27,635.93
131100	KU	0321	7	2019	2020		12,334.62
131100	KU	0321	7	2020	2020		222,184.07
131100	KU	0330	7	2019	2020		(1,543.98)
131100	KU	5623	9	2019	2020		45,701.63
131100	KU	5623	7	2019	2020		(56,755.11)
131100	KU	5651	9	2019	2020		154,022.40
131100	KU	5651	0	1974	2020		(60,414.72)
131100	KU	5651	7	2019	2020		(154,022.40)
131100	KU	5652	9	2019	2020		266,874.17
131100	KU	5652	7	2019	2020		(266,874.17)
131100	KU	5652	7	2020	2020		70,031.92
131100	KU	5653	7	2020	2020		30,615.06
131100	KU	5654	9	2019	2020		252,916.04
131100	KU	5654	0	1994	2020		(25,010.14)
131100	KU	5654	7	2019	2020		(249,967.02)
131100	KU	5654	7	2020	2020		401,302.41
131100	KU	5654	0	1993	2020		(25,010.14)
131100	KU	5654	0	1994	2020		25,010.14
131200	KU	0321	0	2011	2020		(2,130,760.56)
131200	KU	0321	0	2013	2020		(520,755.20)
131200	KU	0321	7	2018	2020		1,793.00
131200	KU	0321	7	2019	2020		(64,390.00)
131200	KU	0321	7	2020	2020		26,856,787.48
131200	KU	0322	9	2019	2020		122,194.92
131200	KU	0322	7	2019	2020		(122,194.92)
131200	KU	5603	0	1977	2020		(575,455.72)
131200	KU	5613	0	1978	2020		(1,831,840.98)
131200	KU	5623	9	2019	2020		33,884.79
131200	KU	5623	0	1972	2020		(122,040.13)
131200	KU	5623	0	1976	2020		(264,180.68)
131200	KU	5623	0	1992	2020		(350,799.67)
131200	KU	5623	0	2010	2020		(703,798.62)
131200	KU	5623	7	2019	2020		(18,094.41)
131200	KU	5630	7	2019	2020		2,692.91
131200	KU	5643	0	1977	2020		(91,265.89)
131200	KU	5650	9	2019	2020		149,356.01
131200	KU	5650	0	2009	2020		(116,378.54)
131200	KU	5650	7	2019	2020		(149,356.01)
131200	KU	5651	9	2019	2020		2,521,825.94
131200	KU	5651	0	1975	2020		(2,304,230.34)
131200	KU	5651	0	2012	2020		(941,166.09)
131200	KU	5651	0	2017	2020		(67,093.57)
131200	KU	5651	0	2018	2020		(92,016.41)
131200	KU	5651	7	2019	2020		(2,521,825.94)

131200 KU	5651	7	2020	2020	8,045,499.20
131200 KU	5652	9	2019	2020	1,006,052.96
131200 KU	5652	0	1977	2020	(2,490,156.95)
131200 KU	5652	0	2005	2020	(766,768.96)
131200 KU	5652	0	2009	2020	(783,918.76)
131200 KU	5652	7	2019	2020	(1,002,822.47)
131200 KU	5652	7	2020	2020	136,680.04
131200 KU	5653	9	2018	2020	11,195,964.03
131200 KU	5653	9	2019	2020	1,617,600.18
131200 KU	5653	0	1981	2020	(524,455.34)
131200 KU	5653	0	1987	2020	(280,539.70)
131200 KU	5653	0	2004	2020	(388,601.99)
131200 KU	5653	0	2008	2020	(651,268.19)
131200 KU	5653	7	2018	2020	(11,195,964.03)
131200 KU	5653	7	2019	2020	(1,639,846.09)
131200 KU	5653	7	2020	2020	75,717.08
131200 KU	5654	9	2019	2020	6,203,370.83
131200 KU	5654	0	1977	2020	655,258.71
131200 KU	5654	0	1984	2020	(48,832.83)
131200 KU	5654	0	2001	2020	(149,789.60)
131200 KU	5654	0	2009	2020	(617,765.14)
131200 KU	5654	0	2010	2020	(153,890.13)
131200 KU	5654	0	2017	2020	(18,066.58)
131200 KU	5654	7	2019	2020	(5,102,980.96)
131200 KU	5654	7	2020	2020	762,776.57
131200 KU	5658	9	2019	2020	287,828.57
131200 KU	5658	0	1994	2020	(142,274.23)
131200 KU	5658	7	2019	2020	(287,828.57)
131200 KU	5660	9	2019	2020	350,635.71
131200 KU	5660	0	2007	2020	(258,221.21)
131200 KU	5660	7	2019	2020	(350,621.83)
131200 KU	5661	9	2019	2020	621,832.49
131200 KU	5661	0	2008	2020	(162,491.40)
131200 KU	5661	0	2012	2020	(360,285.19)
131200 KU	5661	7	2019	2020	(621,832.49)
131200 KU	5661	7	2020	2020	138,067.31
131200 KU	5603	0	1977	2020	575,455.72
131200 KU	5603	0	2005	2020	(81,012.00)
131200 KU	5603	0	2007	2020	(172,621.19)
131200 KU	5603	0	2008	2020	(8,648.65)
131200 KU	5603	0	2009	2020	(304,915.36)
131200 KU	5603	0	2011	2020	(8,258.52)
131200 KU	5613	0	1978	2020	911,479.62
131200 KU	5613	0	1985	2020	(296.57)
131200 KU	5613	0	1997	2020	(5,030.40)
131200 KU	5613	0	2004	2020	(49,756.95)
131200 KU	5613	0	2005	2020	(26,461.24)
131200 KU	5613	0	2007	2020	(43,002.09)
131200 KU	5613	0	2009	2020	(246,680.85)
131200 KU	5613	0	2010	2020	(130,846.99)
131200 KU	5613	0	2011	2020	(334,280.60)
131200 KU	5613	0	2012	2020	(43,885.00)
131200 KU	5613	0	2013	2020	(31,238.93)

131200 KU	5623	0	1971	2020	(122,040.13)
131200 KU	5623	0	1972	2020	122,040.13
131200 KU	5623	0	2010	2020	82,677.58
131200 KU	5623	0	2011	2020	(82,677.58)
131200 KU	5643	0	1951	2020	(5,844.00)
131200 KU	5643	0	1963	2020	(7,129.00)
131200 KU	5643	0	1970	2020	(1,082.00)
131200 KU	5643	0	1975	2020	(8,772.00)
131200 KU	5643	0	1977	2020	63,161.50
131200 KU	5643	0	1978	2020	(40,334.50)
131200 KU	5650	0	2009	2020	116,378.54
131200 KU	5650	0	2011	2020	(116,378.54)
131200 KU	5651	0	1974	2020	(2,304,230.34)
131200 KU	5651	0	1975	2020	2,304,230.34
131200 KU	5652	0	2009	2020	394,438.27
131200 KU	5652	0	2010	2020	(394,438.27)
131200 KU	5653	0	2008	2020	643,418.78
131200 KU	5653	0	2009	2020	(643,418.78)
131200 KU	5654	0	2001	2020	149,789.60
131200 KU	5654	0	2002	2020	(149,789.60)
131200 KU	5661	0	2008	2020	162,491.40
131200 KU	5661	0	2012	2020	(162,491.40)
131400 KU	0321	0	2011	2020	(653,901.99)
131400 KU	0321	7	2019	2020	2,842.30
131400 KU	5623	0	1972	2020	(696,069.14)
131400 KU	5623	7	2019	2020	(104,778.60)
131400 KU	5651	9	2019	2020	459,021.91
131400 KU	5651	0	1975	2020	(14,802.40)
131400 KU	5651	7	2019	2020	(443,318.38)
131400 KU	5652	9	2020	2020	529,193.89
131400 KU	5652	0	1996	2020	(286,124.18)
131400 KU	5652	0	2003	2020	(128,414.14)
131400 KU	5652	7	2019	2020	13,144.60
131400 KU	5652	7	2020	2020	1,566,121.28
131400 KU	5653	9	2018	2020	11,615,969.46
131400 KU	5653	9	2019	2020	1,483,907.48
131400 KU	5653	7	2018	2020	(13,099,876.94)
131400 KU	5653	7	2019	2020	16,708.88
131400 KU	5653	7	2020	2020	291,762.51
131400 KU	5623	0	1971	2020	(696,069.14)
131400 KU	5623	0	1972	2020	696,069.14
131400 KU	5651	0	1974	2020	(14,802.40)
131400 KU	5651	0	1975	2020	14,802.40
131400 KU	5652	0	2003	2020	128,414.14
131400 KU	5652	0	2004	2020	(128,414.14)
131500 KU	0321	9	2019	2020	55,311.92
131500 KU	0321	7	2018	2020	461.92
131500 KU	0321	7	2019	2020	(55,311.92)
131500 KU	5621	7	2019	2020	5,772.89
131500 KU	5623	7	2019	2020	718.70
131500 KU	5651	7	2019	2020	(19,228.19)
131500 KU	5652	9	2020	2020	5,960,702.60
131500 KU	5652	0	1977	2020	(420,031.44)

131500 KU	5654	9	2019	2020	705,712.56
131500 KU	5654	7	2019	2020	(1,507,600.30)
131600 KU	0321	9	2018	2020	33,197.56
131600 KU	0321	7	2018	2020	(33,197.56)
131600 KU	0321	7	2019	2020	30,564.88
131600 KU	5591	9	2019	2020	5,901.28
131600 KU	5591	7	2019	2020	(5,901.28)
131600 KU	5623	9	2019	2020	29,616.64
131600 KU	5623	0	1972	2020	(14,486.08)
131600 KU	5623	0	1984	2020	(2,217.15)
131600 KU	5623	0	1985	2020	(6,136.32)
131600 KU	5623	0	1987	2020	(5,936.30)
131600 KU	5623	7	2019	2020	(29,827.17)
131600 KU	5652	7	2020	2020	41,598.38
131600 KU	5653	0	1981	2020	(6,459.57)
131600 KU	5653	7	2020	2020	38,345.09
131600 KU	5654	9	2019	2020	203,291.82
131600 KU	5654	0	1991	2020	(13,452.60)
131600 KU	5654	0	1992	2020	(1,898.75)
131600 KU	5654	0	1995	2020	(29,430.52)
131600 KU	5654	0	1996	2020	(2,208.35)
131600 KU	5654	0	1998	2020	(19,872.94)
131600 KU	5654	0	2005	2020	(4,500.43)
131600 KU	5654	7	2019	2020	(125,047.45)
131600 KU	5654	7	2020	2020	1,048,496.55
131707 KU	0000	0	2010	2020	(119,469.97)
131707 KU	0000	0	2019	2020	(422,805.13)
131708 KU	0000	9	2010	2020	17,711,264.93
131708 KU	0000	0	2010	2020	(43,913,603.41)
133100 KU	5691	7	2019	2020	(5,740.95)
134100 KU	0172	9	2019	2020	37,736.89
134100 KU	0172	7	2019	2020	(37,736.89)
134200 KU	5696	9	2018	2020	15,804.86
134200 KU	5696	0	1977	2020	(48,430.58)
134200 KU	5696	7	2018	2020	(15,804.86)
134300 KU	0172	9	2019	2020	191,100.61
134300 KU	0172	0	2015	2020	(161,284.91)
134300 KU	0172	7	2017	2020	49,690.51
134300 KU	0172	7	2019	2020	(174,883.77)
134300 KU	0172	7	2020	2020	555,353.69
134300 KU	0470	7	2019	2020	(6,240.02)
134300 KU	0474	7	2018	2020	(167,949.34)
134300 KU	0477	9	2019	2020	101,713.56
134300 KU	0477	7	2018	2020	2,001.73
134300 KU	0477	7	2019	2020	(116,639.74)
134300 KU	5636	0	1999	2020	(51,837.53)
134300 KU	5636	7	2019	2020	4,608.53
134300 KU	5697	7	2019	2020	9.63
134400 KU	0172	7	2020	2020	10,610.88
134400 KU	5637	7	2019	2020	(45,676.30)
134400 KU	5697	9	2019	2020	35,169.09
134400 KU	5697	7	2019	2020	(35,169.09)
134400 KU	6100	7	2020	2020	299,059.04

134500 KU	0470	7	2019	2020	(18,913.01)
134500 KU	5636	9	2019	2020	129,255.47
134500 KU	5636	7	2019	2020	(128,237.71)
134500 KU	6100	7	2020	2020	104,670.66
134600 KU	0172	9	2019	2020	33,898.33
134600 KU	0172	7	2019	2020	(39,880.31)
134600 KU	5636	7	2019	2020	(80.78)
135210 KU	9999	9	2019	2020	166,226.37
135210 KU	9999	0	1941	2020	(304.51)
135210 KU	9999	0	1973	2020	(2,546.89)
135210 KU	9999	0	1985	2020	(5,867.07)
135210 KU	9999	7	2018	2020	(149,155.77)
135210 KU	9999	7	2019	2020	(28,340.33)
135210 KU	9999	7	2020	2020	172,140.92
135220 KU	9999	7	2019	2020	(5,772.53)
135310 KU	9999	9	2018	2020	1,072,553.43
135310 KU	9999	9	2019	2020	1,104,491.62
135310 KU	9999	0	1947	2020	(602.92)
135310 KU	9999	0	1951	2020	(447.02)
135310 KU	9999	0	1954	2020	(686.04)
135310 KU	9999	0	1964	2020	(11.99)
135310 KU	9999	0	1965	2020	(0.43)
135310 KU	9999	0	1966	2020	(0.78)
135310 KU	9999	0	1969	2020	(24,359.57)
135310 KU	9999	0	1972	2020	(15,610.21)
135310 KU	9999	0	1979	2020	(7,159.65)
135310 KU	9999	0	1983	2020	(3,155.52)
135310 KU	9999	0	1984	2020	838.48
135310 KU	9999	0	1986	2020	(1,858.78)
135310 KU	9999	0	1987	2020	(0.13)
135310 KU	9999	0	1992	2020	(4,449.62)
135310 KU	9999	0	1996	2020	(330.60)
135310 KU	9999	0	2003	2020	(995.18)
135310 KU	9999	6	1995	2020	633,615.76
135310 KU	9999	6	2000	2020	149,994.58
135310 KU	9999	6	2001	2020	73,374.01
135310 KU	9999	6	2016	2020	32,182.05
135310 KU	9999	7	2018	2020	(908,763.31)
135310 KU	9999	7	2019	2020	(1,174,851.07)
135310 KU	9999	7	2020	2020	4,151,336.64
135310 KU	9999	0	1987	2020	0.13
135310 KU	9999	0	1988	2020	(0.13)
135320 KU	9999	6	1995	2020	(633,615.76)
135320 KU	9999	6	2000	2020	(149,994.58)
135320 KU	9999	6	2001	2020	(73,374.01)
135320 KU	9999	6	2016	2020	(32,182.05)
135320 KU	9999	6	1994	2020	(633,615.76)
135320 KU	9999	6	1995	2020	633,615.76
135320 KU	9999	6	2000	2020	149,994.58
135320 KU	9999	6	2001	2020	73,374.01
135320 KU	9999	6	2002	2020	(149,994.58)
135320 KU	9999	6	2002	2020	(73,374.01)
135500 KU	9999	9	2018	2020	3,743,845.61

135500 KU	9999	9	2019	2020	3,415,986.98
135500 KU	9999	0	1941	2020	(104.67)
135500 KU	9999	0	1942	2020	(57.49)
135500 KU	9999	0	1947	2020	(4,480.60)
135500 KU	9999	0	1949	2020	(4,437.74)
135500 KU	9999	0	1951	2020	(910.84)
135500 KU	9999	0	1952	2020	(7,118.84)
135500 KU	9999	0	1954	2020	(231.27)
135500 KU	9999	0	1955	2020	(10,608.89)
135500 KU	9999	0	1956	2020	(13.94)
135500 KU	9999	0	1957	2020	(917.31)
135500 KU	9999	0	1958	2020	(1,214.77)
135500 KU	9999	0	1959	2020	(6,582.86)
135500 KU	9999	0	1960	2020	(4,661.22)
135500 KU	9999	0	1961	2020	(2,389.97)
135500 KU	9999	0	1963	2020	(2,080.37)
135500 KU	9999	0	1964	2020	(4,289.73)
135500 KU	9999	0	1965	2020	(3,335.05)
135500 KU	9999	0	1966	2020	(2,348.66)
135500 KU	9999	0	1967	2020	(4,176.73)
135500 KU	9999	0	1969	2020	(2,708.65)
135500 KU	9999	0	1970	2020	(10,827.80)
135500 KU	9999	0	1971	2020	(4,675.10)
135500 KU	9999	0	1972	2020	(583.96)
135500 KU	9999	0	1975	2020	(19,559.20)
135500 KU	9999	0	1976	2020	(5,658.82)
135500 KU	9999	0	1978	2020	(1,481.76)
135500 KU	9999	0	1979	2020	(1,177.64)
135500 KU	9999	0	1980	2020	(2,409.46)
135500 KU	9999	0	1983	2020	(1,608.60)
135500 KU	9999	0	1985	2020	(2,675.15)
135500 KU	9999	0	1987	2020	(2,390.42)
135500 KU	9999	0	1992	2020	(9,747.19)
135500 KU	9999	0	1995	2020	(8,405.55)
135500 KU	9999	0	2001	2020	(10,288.56)
135500 KU	9999	0	2010	2020	(26,012.27)
135500 KU	9999	0	2013	2020	(11,105.96)
135500 KU	9999	7	2018	2020	(4,302,478.33)
135500 KU	9999	7	2019	2020	(2,163,688.24)
135500 KU	9999	7	2020	2020	8,548,461.55
135600 KU	9999	9	2018	2020	2,336,805.92
135600 KU	9999	9	2019	2020	2,132,427.44
135600 KU	9999	0	1941	2020	(428.17)
135600 KU	9999	0	1949	2020	(368.44)
135600 KU	9999	0	1950	2020	(16.85)
135600 KU	9999	0	1951	2020	(164.84)
135600 KU	9999	0	1955	2020	(49.30)
135600 KU	9999	0	1956	2020	(199.31)
135600 KU	9999	0	1957	2020	(66.20)
135600 KU	9999	0	1958	2020	(82.06)
135600 KU	9999	0	1960	2020	(2,608.87)
135600 KU	9999	0	1961	2020	(2,604.08)
135600 KU	9999	0	1962	2020	(67.30)

135600 KU	9999	0	1963	2020	(338.96)
135600 KU	9999	0	1966	2020	(2,100.02)
135600 KU	9999	0	1967	2020	(61.07)
135600 KU	9999	0	1971	2020	(577.25)
135600 KU	9999	0	1972	2020	(216.46)
135600 KU	9999	0	1974	2020	(71.13)
135600 KU	9999	0	1975	2020	(249.86)
135600 KU	9999	0	1985	2020	(674.48)
135600 KU	9999	0	1989	2020	(4,685.90)
135600 KU	9999	0	1995	2020	(532.79)
135600 KU	9999	0	1997	2020	(287.64)
135600 KU	9999	0	1998	2020	(722.68)
135600 KU	9999	0	2016	2020	(46.73)
135600 KU	9999	0	2018	2020	(487.70)
135600 KU	9999	7	2018	2020	(1,821,596.11)
135600 KU	9999	7	2019	2020	(2,133,913.83)
135600 KU	9999	7	2020	2020	5,703,364.70
135700 KU	9999	7	2019	2020	4,310.12
135800 KU	9999	7	2019	2020	(1,214.23)
135800 KU	9999	7	2020	2020	2,287.84
136020 KU	9999	9	2013	2020	5,292.29
136020 KU	9999	6	1941	2020	494.92
136020 KU	9999	6	1949	2020	5.41
136020 KU	9999	6	1968	2020	1,187.43
136020 KU	9999	6	1982	2020	864.54
136020 KU	9999	7	2019	2020	(166,209.73)
136100 KU	9999	9	2019	2020	166,209.73
136100 KU	9999	7	2019	2020	3,449.54
136100 KU	9999	7	2020	2020	227,039.57
136200 KU	9999	9	1996	2020	313,225.32
136200 KU	9999	9	2018	2020	576,685.95
136200 KU	9999	9	2019	2020	804,043.31
136200 KU	9999	0	1959	2020	(1,925.29)
136200 KU	9999	0	1966	2020	(41,803.84)
136200 KU	9999	0	1969	2020	(78,387.66)
136200 KU	9999	0	1991	2020	(324,670.68)
136200 KU	9999	0	2017	2020	(629.51)
136200 KU	9999	7	2018	2020	(575,800.73)
136200 KU	9999	7	2019	2020	(788,047.21)
136200 KU	9999	7	2020	2020	7,784,219.35
136400 KU	9999	9	2014	2020	526,337.81
136400 KU	9999	9	2015	2020	181,076.44
136400 KU	9999	9	2016	2020	963.43
136400 KU	9999	9	2017	2020	16,956.76
136400 KU	9999	9	2018	2020	403,586.58
136400 KU	9999	9	2019	2020	1,209,131.79
136400 KU	9999	9	2020	2020	985,016.07
136400 KU	9999	0	1941	2020	(482.18)
136400 KU	9999	0	1942	2020	(385.59)
136400 KU	9999	0	1943	2020	(376.01)
136400 KU	9999	0	1944	2020	(1,791.09)
136400 KU	9999	0	1945	2020	(450.73)
136400 KU	9999	0	1946	2020	(878.61)

136400 KU	9999	0	1947	2020	(1,247.32)
136400 KU	9999	0	1948	2020	(2,429.28)
136400 KU	9999	0	1949	2020	(1,621.59)
136400 KU	9999	0	1950	2020	(1,913.02)
136400 KU	9999	0	1951	2020	(2,107.00)
136400 KU	9999	0	1952	2020	(2,228.25)
136400 KU	9999	0	1953	2020	(2,238.71)
136400 KU	9999	0	1954	2020	(379.85)
136400 KU	9999	0	1955	2020	(1,059.12)
136400 KU	9999	0	1956	2020	(1,490.71)
136400 KU	9999	0	1957	2020	(2,176.69)
136400 KU	9999	0	1958	2020	(1,036.38)
136400 KU	9999	0	1959	2020	(7,101.58)
136400 KU	9999	0	1960	2020	(424.87)
136400 KU	9999	0	1961	2020	(2,224.15)
136400 KU	9999	0	1962	2020	(1,631.18)
136400 KU	9999	0	1963	2020	(2,721.31)
136400 KU	9999	0	1964	2020	(2,491.46)
136400 KU	9999	0	1965	2020	(2,529.24)
136400 KU	9999	0	1966	2020	(2,548.90)
136400 KU	9999	0	1967	2020	(4,716.61)
136400 KU	9999	0	1968	2020	(5,217.99)
136400 KU	9999	0	1969	2020	(2,707.24)
136400 KU	9999	0	1970	2020	(2,059.30)
136400 KU	9999	0	1971	2020	(6,254.60)
136400 KU	9999	0	1972	2020	(2,922.21)
136400 KU	9999	0	1973	2020	(3,463.42)
136400 KU	9999	0	1974	2020	(3,947.11)
136400 KU	9999	0	1975	2020	(2,498.20)
136400 KU	9999	0	1976	2020	(2,757.23)
136400 KU	9999	0	1977	2020	(3,167.38)
136400 KU	9999	0	1978	2020	(3,533.37)
136400 KU	9999	0	1979	2020	(4,006.91)
136400 KU	9999	0	1980	2020	(4,370.68)
136400 KU	9999	0	1981	2020	(4,555.74)
136400 KU	9999	0	1982	2020	(4,386.68)
136400 KU	9999	0	1983	2020	(5,806.31)
136400 KU	9999	0	1984	2020	(3,774.91)
136400 KU	9999	0	1985	2020	(4,583.76)
136400 KU	9999	0	1986	2020	(5,833.99)
136400 KU	9999	0	1987	2020	(7,290.69)
136400 KU	9999	0	1988	2020	(6,182.46)
136400 KU	9999	0	1989	2020	(6,883.06)
136400 KU	9999	0	1990	2020	(8,724.05)
136400 KU	9999	0	1991	2020	(6,674.76)
136400 KU	9999	0	1992	2020	(8,994.52)
136400 KU	9999	0	1993	2020	(8,804.70)
136400 KU	9999	0	1994	2020	(11,300.30)
136400 KU	9999	0	1995	2020	(15,468.78)
136400 KU	9999	0	1996	2020	(12,752.43)
136400 KU	9999	0	1997	2020	(11,258.68)
136400 KU	9999	0	1998	2020	(9,231.32)
136400 KU	9999	0	1999	2020	(16,481.04)

136400 KU	9999	0	2000	2020	(6,237.25)
136400 KU	9999	0	2001	2020	(4,674.35)
136400 KU	9999	0	2002	2020	(3,170.39)
136400 KU	9999	0	2003	2020	(3,307.60)
136400 KU	9999	0	2004	2020	(1,781.16)
136400 KU	9999	0	2005	2020	1.68
136400 KU	9999	0	2006	2020	(62.93)
136400 KU	9999	0	2007	2020	(8,803.65)
136400 KU	9999	0	2009	2020	(8,366.98)
136400 KU	9999	0	2010	2020	(137.08)
136400 KU	9999	0	2011	2020	(1,405.11)
136400 KU	9999	0	2012	2020	(3,045.77)
136400 KU	9999	0	2013	2020	(451.38)
136400 KU	9999	0	2014	2020	(762.91)
136400 KU	9999	0	2015	2020	(5,878.06)
136400 KU	9999	0	2017	2020	(12,329.43)
136400 KU	9999	0	2018	2020	(38.43)
136400 KU	9999	7	2013	2020	34,794.17
136400 KU	9999	7	2014	2020	(303,387.42)
136400 KU	9999	7	2015	2020	73,307.29
136400 KU	9999	7	2017	2020	29,876.06
136400 KU	9999	7	2018	2020	(582,447.27)
136400 KU	9999	7	2019	2020	(2,979,314.96)
136400 KU	9999	7	2020	2020	3,460,349.06
136400 KU	9999	0	1941	2020	(385.59)
136400 KU	9999	0	1942	2020	385.59
136500 KU	9999	9	2014	2020	986,916.02
136500 KU	9999	9	2015	2020	756,507.23
136500 KU	9999	9	2017	2020	231,194.37
136500 KU	9999	9	2018	2020	1,778,869.99
136500 KU	9999	9	2019	2020	1,654,388.50
136500 KU	9999	9	2020	2020	1,695,382.67
136500 KU	9999	0	1941	2020	(4,890.44)
136500 KU	9999	0	1942	2020	(3,311.12)
136500 KU	9999	0	1943	2020	(3,075.72)
136500 KU	9999	0	1944	2020	(9,307.22)
136500 KU	9999	0	1945	2020	(28,350.21)
136500 KU	9999	0	1946	2020	(32,397.30)
136500 KU	9999	0	1947	2020	(10,255.55)
136500 KU	9999	0	1948	2020	(46,024.57)
136500 KU	9999	0	1949	2020	(23,674.10)
136500 KU	9999	0	1950	2020	(13,725.28)
136500 KU	9999	0	1951	2020	(8,499.17)
136500 KU	9999	0	1952	2020	(5,295.71)
136500 KU	9999	0	1953	2020	(4,960.52)
136500 KU	9999	0	1954	2020	(4,294.88)
136500 KU	9999	0	1955	2020	(5,832.55)
136500 KU	9999	0	1956	2020	(24,460.74)
136500 KU	9999	0	1957	2020	(4,610.83)
136500 KU	9999	0	1958	2020	(3,791.68)
136500 KU	9999	0	1959	2020	(3,680.40)
136500 KU	9999	0	1960	2020	(3,486.97)
136500 KU	9999	0	1961	2020	(7,256.90)

136500 KU	9999	0	1962	2020	(3,912.15)
136500 KU	9999	0	1963	2020	(18,874.97)
136500 KU	9999	0	1964	2020	(5,564.27)
136500 KU	9999	0	1965	2020	(5,698.25)
136500 KU	9999	0	1966	2020	(16,685.97)
136500 KU	9999	0	1967	2020	(6,618.80)
136500 KU	9999	0	1968	2020	(8,226.93)
136500 KU	9999	0	1969	2020	(7,702.32)
136500 KU	9999	0	1970	2020	(5,263.19)
136500 KU	9999	0	1971	2020	(11,188.61)
136500 KU	9999	0	1972	2020	(7,555.06)
136500 KU	9999	0	1973	2020	(9,459.88)
136500 KU	9999	0	1974	2020	(12,647.29)
136500 KU	9999	0	1975	2020	(6,374.07)
136500 KU	9999	0	1976	2020	(8,724.81)
136500 KU	9999	0	1977	2020	(9,609.05)
136500 KU	9999	0	1978	2020	(13,075.33)
136500 KU	9999	0	1979	2020	(10,319.95)
136500 KU	9999	0	1980	2020	(11,499.77)
136500 KU	9999	0	1981	2020	(9,586.69)
136500 KU	9999	0	1982	2020	(9,781.31)
136500 KU	9999	0	1983	2020	(46,928.54)
136500 KU	9999	0	1984	2020	(6,680.66)
136500 KU	9999	0	1985	2020	(6,096.60)
136500 KU	9999	0	1986	2020	(12,392.55)
136500 KU	9999	0	1987	2020	(8,569.06)
136500 KU	9999	0	1988	2020	(9,157.22)
136500 KU	9999	0	1989	2020	(9,278.10)
136500 KU	9999	0	1990	2020	(7,422.56)
136500 KU	9999	0	1991	2020	(7,112.46)
136500 KU	9999	0	1992	2020	(9,634.38)
136500 KU	9999	0	1993	2020	(7,172.15)
136500 KU	9999	0	1994	2020	(9,799.04)
136500 KU	9999	0	1995	2020	(11,324.96)
136500 KU	9999	0	1996	2020	(9,794.15)
136500 KU	9999	0	1997	2020	(7,089.07)
136500 KU	9999	0	1998	2020	(5,749.48)
136500 KU	9999	0	1999	2020	(4,078.39)
136500 KU	9999	0	2000	2020	(3,892.39)
136500 KU	9999	0	2001	2020	(6,246.34)
136500 KU	9999	0	2002	2020	(3,740.26)
136500 KU	9999	0	2003	2020	(31,256.31)
136500 KU	9999	0	2004	2020	(56,000.69)
136500 KU	9999	0	2005	2020	(8,061.26)
136500 KU	9999	0	2006	2020	(6,748.59)
136500 KU	9999	0	2007	2020	(31,248.07)
136500 KU	9999	0	2008	2020	(28,503.29)
136500 KU	9999	0	2009	2020	(131,126.83)
136500 KU	9999	0	2010	2020	(59,087.57)
136500 KU	9999	0	2011	2020	(141,238.17)
136500 KU	9999	0	2012	2020	(251,932.48)
136500 KU	9999	0	2013	2020	(177,166.82)
136500 KU	9999	0	2014	2020	(771,405.78)

136500 KU	9999	0	2015	2020	(1,026,624.58)
136500 KU	9999	0	2016	2020	(152,548.41)
136500 KU	9999	0	2017	2020	(132,610.95)
136500 KU	9999	0	2018	2020	(291,981.76)
136500 KU	9999	0	2019	2020	(183,083.04)
136500 KU	9999	0	2020	2020	(28,183.33)
136500 KU	9999	6	1966	2020	118.89
136500 KU	9999	6	1973	2020	196.65
136500 KU	9999	6	1996	2020	518.11
136500 KU	9999	7	2013	2020	60,856.53
136500 KU	9999	7	2014	2020	(373,413.85)
136500 KU	9999	7	2015	2020	(5,452.37)
136500 KU	9999	7	2017	2020	2,080,683.61
136500 KU	9999	7	2018	2020	(1,340,827.15)
136500 KU	9999	7	2019	2020	(6,387,899.23)
136500 KU	9999	7	2020	2020	4,857,043.56
136500 KU	9999	0	1945	2020	3,294.20
136500 KU	9999	0	1946	2020	(3,294.20)
136600 KU	9999	9	2019	2020	81,164.42
136600 KU	9999	7	2020	2020	454.33
136700 KU	9999	9	2014	2020	325,735.89
136700 KU	9999	9	2015	2020	237,432.39
136700 KU	9999	9	2017	2020	470,122.26
136700 KU	9999	9	2018	2020	71,724.65
136700 KU	9999	9	2019	2020	89,732.59
136700 KU	9999	9	2020	2020	262,442.42
136700 KU	9999	0	1967	2020	(5.90)
136700 KU	9999	0	1968	2020	(265.33)
136700 KU	9999	0	1969	2020	(187.78)
136700 KU	9999	0	1970	2020	(20.28)
136700 KU	9999	0	1971	2020	(26.89)
136700 KU	9999	0	1972	2020	(214.76)
136700 KU	9999	0	1973	2020	(154.89)
136700 KU	9999	0	1974	2020	(502.87)
136700 KU	9999	0	1975	2020	(591.22)
136700 KU	9999	0	1976	2020	(378.42)
136700 KU	9999	0	1977	2020	(260.22)
136700 KU	9999	0	1978	2020	(360.49)
136700 KU	9999	0	1979	2020	(344.11)
136700 KU	9999	0	1980	2020	(489.37)
136700 KU	9999	0	1981	2020	(313.17)
136700 KU	9999	0	1982	2020	(204.34)
136700 KU	9999	0	1983	2020	(340.06)
136700 KU	9999	0	1984	2020	(287.57)
136700 KU	9999	0	1985	2020	(197.83)
136700 KU	9999	0	1986	2020	(425.92)
136700 KU	9999	0	1987	2020	(386.64)
136700 KU	9999	0	1988	2020	(599.17)
136700 KU	9999	0	1989	2020	(773.04)
136700 KU	9999	0	1990	2020	(448.95)
136700 KU	9999	0	1991	2020	(470.40)
136700 KU	9999	0	1992	2020	(589.39)
136700 KU	9999	0	1993	2020	(638.77)

136700 KU	9999	0	1994	2020	(1,219.34)
136700 KU	9999	0	1995	2020	(2,248.27)
136700 KU	9999	0	1996	2020	(2,385.80)
136700 KU	9999	0	1997	2020	(1,792.79)
136700 KU	9999	0	1998	2020	(1,927.53)
136700 KU	9999	0	1999	2020	(6,215.15)
136700 KU	9999	0	2000	2020	(11,557.32)
136700 KU	9999	0	2001	2020	(4,000.30)
136700 KU	9999	0	2002	2020	(3,965.41)
136700 KU	9999	0	2003	2020	(7,885.38)
136700 KU	9999	0	2004	2020	(3,713.92)
136700 KU	9999	0	2005	2020	(9,962.71)
136700 KU	9999	0	2006	2020	(105.80)
136700 KU	9999	0	2007	2020	(2,762.40)
136700 KU	9999	0	2008	2020	(7,778.66)
136700 KU	9999	0	2009	2020	(46,596.74)
136700 KU	9999	0	2010	2020	(2,670.97)
136700 KU	9999	0	2011	2020	(6,660.13)
136700 KU	9999	0	2012	2020	(8,240.08)
136700 KU	9999	0	2013	2020	(2,663.92)
136700 KU	9999	0	2014	2020	(23,831.97)
136700 KU	9999	0	2015	2020	(61,699.20)
136700 KU	9999	0	2016	2020	(1,787.07)
136700 KU	9999	0	2017	2020	(3,647.89)
136700 KU	9999	0	2018	2020	(1,475.81)
136700 KU	9999	0	2019	2020	(2,016.95)
136700 KU	9999	7	2013	2020	34,731.91
136700 KU	9999	7	2014	2020	(226,745.31)
136700 KU	9999	7	2015	2020	175,708.81
136700 KU	9999	7	2017	2020	(144,928.26)
136700 KU	9999	7	2018	2020	(159,860.53)
136700 KU	9999	7	2019	2020	(2,172,825.98)
136700 KU	9999	7	2020	2020	1,812,869.24
136700 KU	9999	0	1969	2020	187.78
136700 KU	9999	0	1970	2020	(187.78)
136800 KU	9999	9	2019	2020	3,625.69
136800 KU	9999	0	2014	2020	(1,514.84)
136800 KU	9999	6	1966	2020	(118.89)
136800 KU	9999	6	1973	2020	(196.65)
136800 KU	9999	6	1996	2020	(518.11)
136800 KU	9999	7	2014	2020	1,118,270.86
136800 KU	9999	7	2019	2020	1,062.75
136800 KU	9999	7	2020	2020	748,165.86
136900 KU	9999	7	2013	2020	20,440.49
136900 KU	9999	7	2014	2020	7,984.13
136900 KU	9999	7	2020	2020	29,220.65
137000 KU	9999	9	2019	2020	18,497.02
137000 KU	9999	7	2019	2020	(18,497.02)
137000 KU	9999	7	2020	2020	395,850.61
137001 KU	9999	7	2015	2020	10,706.01
137001 KU	9999	7	2020	2020	10,047.40
137020 KU	9999	0	1973	2020	(1,548.20)
137020 KU	9999	0	1974	2020	(4,708.07)

137020 KU	9999	0	1976	2020	(3,145.98)
137020 KU	9999	0	1981	2020	(4,945.24)
137020 KU	9999	0	1982	2020	(3,602.97)
137020 KU	9999	0	1983	2020	(4,938.29)
137020 KU	9999	0	1987	2020	(2,479.09)
137020 KU	9999	0	1991	2020	(1,544.45)
137020 KU	9999	0	1996	2020	(3,959.35)
137020 KU	9999	0	1998	2020	(3,576.11)
137020 KU	9999	0	2009	2020	(8,194.40)
137020 KU	9999	0	2010	2020	(13,122.25)
137020 KU	9999	0	2013	2020	(9,468.34)
137300 KU	9999	9	2014	2020	4,078,076.68
137300 KU	9999	9	2015	2020	2,138,203.91
137300 KU	9999	9	2018	2020	96,140.98
137300 KU	9999	9	2019	2020	7,215.81
137300 KU	9999	9	2020	2020	4,066,095.07
137300 KU	9999	0	1941	2020	(170.79)
137300 KU	9999	0	1951	2020	(7.06)
137300 KU	9999	0	1953	2020	(565.96)
137300 KU	9999	0	1954	2020	(3.87)
137300 KU	9999	0	1955	2020	(4.66)
137300 KU	9999	0	1956	2020	(890.05)
137300 KU	9999	0	1957	2020	(304.04)
137300 KU	9999	0	1958	2020	(408.09)
137300 KU	9999	0	1959	2020	(20.17)
137300 KU	9999	0	1960	2020	(1.74)
137300 KU	9999	0	1961	2020	(55.22)
137300 KU	9999	0	1962	2020	(505.62)
137300 KU	9999	0	1972	2020	(20,633.88)
137300 KU	9999	0	1973	2020	(112,597.79)
137300 KU	9999	0	1974	2020	(123,478.79)
137300 KU	9999	0	1975	2020	(77,599.12)
137300 KU	9999	0	1976	2020	(178,683.61)
137300 KU	9999	0	1977	2020	(192,398.98)
137300 KU	9999	0	1978	2020	(51,748.06)
137300 KU	9999	0	1979	2020	(160,624.93)
137300 KU	9999	0	1992	2020	(132.72)
137300 KU	9999	0	1993	2020	(156.18)
137300 KU	9999	0	1994	2020	(147.28)
137300 KU	9999	0	1995	2020	(159.08)
137300 KU	9999	0	1996	2020	(179.87)
137300 KU	9999	0	1997	2020	(166.74)
137300 KU	9999	0	1998	2020	(180.05)
137300 KU	9999	0	2002	2020	(72.02)
137300 KU	9999	0	2008	2020	(6,032.48)
137300 KU	9999	0	2009	2020	(24,292.89)
137300 KU	9999	0	2010	2020	(19,804.13)
137300 KU	9999	0	2011	2020	(19,282.28)
137300 KU	9999	0	2012	2020	(59,292.00)
137300 KU	9999	0	2013	2020	(5,305.12)
137300 KU	9999	0	2014	2020	(630,441.67)
137300 KU	9999	0	2015	2020	(152,647.66)
137300 KU	9999	0	2016	2020	(28,066.71)

137300 KU	9999	0	2017	2020	(30,246.76)
137300 KU	9999	0	2018	2020	(73,067.89)
137300 KU	9999	0	2019	2020	(452.46)
137300 KU	9999	0	2020	2020	(41,200.15)
137300 KU	9999	7	2013	2020	10,805.07
137300 KU	9999	7	2014	2020	(202,398.49)
137300 KU	9999	7	2015	2020	(168,048.06)
137300 KU	9999	7	2017	2020	742.53
137300 KU	9999	7	2018	2020	(330,283.46)
137300 KU	9999	7	2019	2020	(3,489,608.62)
137300 KU	9999	7	2020	2020	912,156.73
137405 KU	9999	0	2010	2020	(1,584.35)
138920 KU	9999	9	2019	2020	18,064.99
138920 KU	9999	0	1987	2020	(231,768.76)
138920 KU	9999	0	1989	2020	(22,796.36)
138920 KU	9999	6	1941	2020	(494.92)
138920 KU	9999	6	1949	2020	(5.41)
138920 KU	9999	6	1968	2020	(1,187.43)
138920 KU	9999	6	1982	2020	(864.54)
138920 KU	9999	6	2015	2020	131,956.31
138920 KU	9999	5	2015	2020	(131,956.31)
139010 KU	9999	9	2019	2020	371,505.62
139010 KU	9999	9	2020	2020	87,570.04
139010 KU	9999	0	1956	2020	(19.71)
139010 KU	9999	0	1964	2020	(31,950.72)
139010 KU	9999	0	1966	2020	(1,250.31)
139010 KU	9999	0	1967	2020	(2,246.61)
139010 KU	9999	0	1969	2020	(851.86)
139010 KU	9999	0	1970	2020	(696.44)
139010 KU	9999	0	1971	2020	(1,519.83)
139010 KU	9999	0	1972	2020	(633.14)
139010 KU	9999	0	1977	2020	(10,444.89)
139010 KU	9999	0	1981	2020	(14.48)
139010 KU	9999	0	1983	2020	(2,337.93)
139010 KU	9999	0	1990	2020	(2,056.46)
139010 KU	9999	0	2011	2020	(6,319.70)
139010 KU	9999	0	2015	2020	(6,117.25)
139010 KU	9999	0	2016	2020	(3,000.00)
139010 KU	9999	7	2019	2020	(404,276.70)
139010 KU	9999	7	2020	2020	177,120.27
139010 KU	9999	0	1964	2020	31,950.72
139010 KU	9999	0	1965	2020	(31,950.72)
139110 KU	9999	9	2016	2020	2,261.85
139110 KU	9999	9	2018	2020	233.25
139110 KU	9999	9	2019	2020	24,748.17
139110 KU	9999	9	2020	2020	265,822.29
139110 KU	9999	0	2000	2020	(23,130.82)
139110 KU	9999	0	2011	2020	(450.42)
139110 KU	9999	0	2012	2020	(20,914.48)
139110 KU	9999	0	2015	2020	(2,259.78)
139110 KU	9999	7	2019	2020	(16,154.12)
139120 KU	9999	9	2019	2020	229,982.86
139120 KU	9999	0	2015	2020	(2,657,626.73)

139120 KU	9999	7	2019	2020	(174,343.17)
139120 KU	9999	7	2020	2020	763,460.94
139131 KU	9999	9	2019	2020	44.15
139131 KU	9999	0	2016	2020	(21,932.55)
139131 KU	9999	7	2018	2020	(44.15)
139131 KU	9999	7	2019	2020	65,315.34
139131 KU	9999	7	2020	2020	44,419.69
139200 KU	9999	9	2019	2020	32,357.20
139200 KU	9999	7	2019	2020	(60,192.99)
139200 KU	9999	7	2020	2020	49,522.94
139210 KU	9999	9	2019	2020	23,703.85
139210 KU	9999	9	2020	2020	186,423.21
139210 KU	9999	0	2000	2020	(27,247.29)
139210 KU	9999	7	2019	2020	(23,703.85)
139300 KU	9999	7	2020	2020	61,315.31
139400 KU	9999	9	2019	2020	29,576.63
139400 KU	9999	0	1999	2020	(1,257.09)
139400 KU	9999	7	2019	2020	(29,576.63)
139400 KU	9999	7	2020	2020	132,894.89
139610 KU	9999	9	2019	2020	27,835.79
139610 KU	9999	9	2020	2020	33,748.66
139610 KU	9999	7	2018	2020	(186,423.21)
139610 KU	9999	7	2019	2020	(361,478.11)
139610 KU	9999	7	2020	2020	151,837.66
139700 KU	9999	9	2019	2020	172,453.53
139700 KU	9999	6	2000	2020	240,853.23
139700 KU	9999	6	2011	2020	17,180.51
139700 KU	9999	7	2019	2020	(172,453.53)
139710 KU	9999	9	2019	2020	189,137.34
139710 KU	9999	6	2000	2020	(240,853.23)
139710 KU	9999	6	2011	2020	(17,180.51)
139710 KU	9999	7	2018	2020	(25,087.26)
139710 KU	9999	7	2019	2020	(442,265.77)
139720 KU	9999	7	2020	2020	1,107.91

Account	Company	Location	Transaction	Vintage	Class	Year	Total
131100	LGE	0211	0	1965	2020	\$	(223,811.04)
131100	LGE	0221	7	2020	2020	\$	141,961.63
131100	LGE	0231	0	1982	2020	\$	(225,545.38)
131100	LGE	0231	7	2020	2020	\$	269,569.05
131100	LGE	0231	9	2020	2020	\$	703,238.94
131100	LGE	0241	7	2019	2020	\$	(32,976.91)
131100	LGE	0241	7	2020	2020	\$	172,830.57
131100	LGE	0241	9	2019	2020	\$	32,976.91
131100	LGE	0311	0	1990	2020	\$	(226,403.96)
131100	LGE	0311	7	2019	2020	\$	767.25
131100	LGE	0321	7	2019	2020	\$	11,362.50
131100	LGE	0321	7	2020	2020	\$	240,698.15
131100	LGE	0330	7	2019	2020	\$	(1,262.51)
131100	LGE	0211	0	1965	2020	\$	223,811.04
131100	LGE	0211	0	1972	2020	\$	(223,811.04)
131200	LGE	0211	0	1965	2020	\$	(117,145.15)
131200	LGE	0211	0	1998	2020	\$	(74,239.29)
131200	LGE	0211	0	2004	2020	\$	(213,795.35)
131200	LGE	0211	0	2008	2020	\$	(8,441.50)
131200	LGE	0211	7	2019	2020	\$	(3,024,713.05)
131200	LGE	0211	9	2019	2020	\$	3,024,695.45
131200	LGE	0212	0	1991	2020	\$	(42,892.91)
131200	LGE	0212	7	2019	2020	\$	(94,317.37)
131200	LGE	0212	9	2019	2020	\$	94,317.37
131200	LGE	0221	0	2018	2020	\$	(37,643.72)
131200	LGE	0221	7	2019	2020	\$	(276,041.53)
131200	LGE	0221	7	2020	2020	\$	22,765.97
131200	LGE	0221	9	2019	2020	\$	276,041.53
131200	LGE	0231	0	1982	2020	\$	(1,358,990.31)
131200	LGE	0231	0	1997	2020	\$	(366,167.52)
131200	LGE	0231	0	2001	2020	\$	(178,611.48)
131200	LGE	0231	0	2002	2020	\$	(968,353.69)
131200	LGE	0231	0	2003	2020	\$	(1,457,779.06)
131200	LGE	0231	0	2011	2020	\$	(723,907.25)
131200	LGE	0231	7	2019	2020	\$	24,909.70
131200	LGE	0231	7	2020	2020	\$	7,281,542.16
131200	LGE	0231	9	2020	2020	\$	3,174,498.61
131200	LGE	0232	0	2001	2020	\$	(61,065.46)
131200	LGE	0232	0	2003	2020	\$	(82,695.02)
131200	LGE	0232	7	2019	2020	\$	(118,237.96)
131200	LGE	0232	7	2020	2020	\$	18,962.75
131200	LGE	0232	9	2019	2020	\$	118,237.96
131200	LGE	0241	0	1999	2020	\$	(32.95)
131200	LGE	0241	0	2002	2020	\$	(1,140,129.13)
131200	LGE	0241	0	2009	2020	\$	(50,405.80)
131200	LGE	0241	0	2012	2020	\$	(28,893.40)
131200	LGE	0241	0	2014	2020	\$	(463,134.30)
131200	LGE	0241	7	2019	2020	\$	154,416.13
131200	LGE	0241	7	2020	2020	\$	2,662,449.86
131200	LGE	0241	9	2019	2020	\$	66,981.25
131200	LGE	0241	9	2020	2020	\$	256,711.61
131200	LGE	0311	0	1990	2020	\$	(736,423.70)
131200	LGE	0311	0	2002	2020	\$	(669,511.04)
131200	LGE	0311	0	2010	2020	\$	(616,559.59)

131200 LGE	0311	0	2011	2020	\$	(704,087.26)
131200 LGE	0311	7	2018	2020	\$	329.50
131200 LGE	0311	7	2019	2020	\$	27,536.24
131200 LGE	0312	0	1990	2020	\$	(824,815.67)
131200 LGE	0312	7	2019	2020	\$	(46,029.63)
131200 LGE	0321	0	2011	2020	\$	(1,018,575.09)
131200 LGE	0321	7	2018	2020	\$	1,942.43
131200 LGE	0321	7	2019	2020	\$	14,428.62
131200 LGE	0321	7	2020	2020	\$	28,790,991.93
131200 LGE	0322	7	2019	2020	\$	(28,662.52)
131200 LGE	0322	9	2019	2020	\$	28,662.52
131200 LGE	0211	0	1965	2020	\$	117,145.15
131200 LGE	0211	0	1972	2020	\$	(117,145.15)
131400 LGE	0211	0	1965	2020	\$	(51,992.29)
131400 LGE	0211	7	2019	2020	\$	(1,666,517.51)
131400 LGE	0211	9	2019	2020	\$	1,666,517.51
131400 LGE	0221	7	2019	2020	\$	(95,970.04)
131400 LGE	0221	9	2019	2020	\$	95,970.04
131400 LGE	0231	0	1982	2020	\$	(2,723,264.88)
131400 LGE	0231	7	2019	2020	\$	(325,466.62)
131400 LGE	0231	7	2020	2020	\$	7,788,394.56
131400 LGE	0231	9	2019	2020	\$	325,448.48
131400 LGE	0311	7	2019	2020	\$	55,812.31
131400 LGE	0321	7	2019	2020	\$	3,078.54
131400 LGE	0211	0	1965	2020	\$	51,992.29
131400 LGE	0211	0	1972	2020	\$	(51,992.29)
131500 LGE	0221	0	2015	2020	\$	(69,855.00)
131500 LGE	0231	0	1982	2020	\$	(316,230.02)
131500 LGE	0231	7	2020	2020	\$	2,331,216.47
131500 LGE	0231	9	2020	2020	\$	1,176,167.78
131500 LGE	0241	0	2015	2020	\$	(113,332.17)
131500 LGE	0241	7	2019	2020	\$	(131,625.94)
131500 LGE	0241	7	2020	2020	\$	1,451,577.00
131500 LGE	0241	9	2019	2020	\$	131,625.94
131500 LGE	0311	0	1990	2020	\$	(125,074.48)
131500 LGE	0311	7	2019	2020	\$	(8,854.42)
131500 LGE	0321	7	2018	2020	\$	108.37
131500 LGE	0321	7	2019	2020	\$	(12,974.07)
131500 LGE	0321	9	2019	2020	\$	12,974.07
131600 LGE	0190	7	2019	2020	\$	244.38
131600 LGE	0211	7	2019	2020	\$	(73,969.78)
131600 LGE	0211	9	2019	2020	\$	73,969.78
131600 LGE	0221	0	1991	2020	\$	(31,738.22)
131600 LGE	0231	7	2020	2020	\$	471,875.69
131600 LGE	0241	7	2018	2020	\$	(41,726.43)
131600 LGE	0241	7	2019	2020	\$	(69,882.82)
131600 LGE	0241	7	2020	2020	\$	130,739.04
131600 LGE	0241	9	2018	2020	\$	41,726.43
131600 LGE	0241	9	2019	2020	\$	69,882.82
131600 LGE	0321	7	2018	2020	\$	(35,964.01)
131600 LGE	0321	7	2019	2020	\$	33,112.19
131600 LGE	0321	7	2020	2020	\$	49,336.88
131600 LGE	0321	9	2018	2020	\$	35,964.01
131707 LGE	0000	0	2010	2020	\$	(4,384,901.00)
133200 LGE	0451	7	2020	2020	\$	162,392.07

133500 LGE	0450	7	2019	2020	\$	3,697.66
134100 LGE	0172	7	2019	2020	\$	(10,627.54)
134100 LGE	0172	9	2019	2020	\$	10,627.54
134300 LGE	0172	0	2015	2020	\$	(45,487.62)
134300 LGE	0172	7	2017	2020	\$	14,015.28
134300 LGE	0172	7	2019	2020	\$	(49,322.53)
134300 LGE	0172	7	2020	2020	\$	4,681,161.47
134300 LGE	0172	9	2019	2020	\$	53,896.61
134300 LGE	0432	7	2019	2020	\$	10.81
134300 LGE	0460	7	2019	2020	\$	2,824.58
134300 LGE	0474	7	2018	2020	\$	(98,636.92)
134300 LGE	0477	7	2018	2020	\$	1,031.19
134300 LGE	0477	7	2019	2020	\$	(70,640.84)
134300 LGE	0477	9	2019	2020	\$	59,736.52
134400 LGE	0172	7	2020	2020	\$	2,992.81
134400 LGE	0410	7	2019	2020	\$	(11,554.41)
134400 LGE	0410	9	2019	2020	\$	11,554.41
134400 LGE	0432	7	2019	2020	\$	(39,658.67)
134400 LGE	0432	9	2019	2020	\$	39,658.67
134400 LGE	0461	7	2019	2020	\$	43,676.30
134500 LGE	0460	0	2000	2020	\$	(34,508.86)
134500 LGE	0460	7	2019	2020	\$	(78,597.28)
134500 LGE	0460	9	2019	2020	\$	79,221.07
134500 LGE	0470	7	2019	2020	\$	(7,725.02)
134600 LGE	0172	7	2019	2020	\$	(11,248.30)
134600 LGE	0172	9	2019	2020	\$	9,561.08
134600 LGE	0460	7	2019	2020	\$	(49.50)
135210 LGE	9999	7	2019	2020	\$	(9,903.23)
135210 LGE	9999	7	2020	2020	\$	40,383.95
135210 LGE	9999	9	2019	2020	\$	9,903.23
135310 LGE	9999	0	1942	2020	\$	(717.25)
135310 LGE	9999	0	1957	2020	\$	(569.85)
135310 LGE	9999	0	1958	2020	\$	(6,159.12)
135310 LGE	9999	0	1959	2020	\$	(900.00)
135310 LGE	9999	0	1960	2020	\$	(4,968.35)
135310 LGE	9999	0	1970	2020	\$	(234,506.58)
135310 LGE	9999	0	1971	2020	\$	(2,705.14)
135310 LGE	9999	0	1974	2020	\$	(2,624.76)
135310 LGE	9999	0	1983	2020	\$	(4,954.56)
135310 LGE	9999	0	2007	2020	\$	(34,825.17)
135310 LGE	9999	0	2009	2020	\$	(479.96)
135310 LGE	9999	6	2016	2020	\$	(424,957.70)
135310 LGE	9999	7	2018	2020	\$	(3,004,727.57)
135310 LGE	9999	7	2019	2020	\$	(110,802.60)
135310 LGE	9999	7	2020	2020	\$	1,337,945.09
135310 LGE	9999	9	2016	2020	\$	11,860.42
135310 LGE	9999	9	2018	2020	\$	2,992,867.15
135310 LGE	9999	9	2019	2020	\$	261,767.82
135310 LGE	9999	0	1970	2020	\$	93,851.42
135310 LGE	9999	0	1971	2020	\$	(93,851.42)
135310 LGE	9999	0	1983	2020	\$	4,954.56
135310 LGE	9999	0	1982	2020	\$	(4,954.56)
135400 LGE	9999	6	2017	2020	\$	235,802.23
135400 LGE	9999	9	2019	2020	\$	982,266.85
135500 LGE	9999	6	2017	2020	\$	(235,802.23)

135500 LGE	9999	7	2019	2020	\$	(530.61)
135500 LGE	9999	7	2020	2020	\$	4,657,224.41
135500 LGE	9999	9	2019	2020	\$	105.57
135600 LGE	9999	7	2019	2020	\$	(999,493.58)
135600 LGE	9999	7	2020	2020	\$	2,219,145.74
136100 LGE	9999	7	2019	2020	\$	312.41
136200 LGE	9999	0	1958	2020	\$	(2,490.92)
136200 LGE	9999	0	1960	2020	\$	(461.08)
136200 LGE	9999	0	1970	2020	\$	(0.32)
136200 LGE	9999	0	1971	2020	\$	(0.57)
136200 LGE	9999	0	1972	2020	\$	(0.15)
136200 LGE	9999	0	1976	2020	\$	(130.56)
136200 LGE	9999	0	1977	2020	\$	(14.36)
136200 LGE	9999	0	1982	2020	\$	(4.26)
136200 LGE	9999	0	1985	2020	\$	(0.21)
136200 LGE	9999	0	1991	2020	\$	(3.24)
136200 LGE	9999	7	2017	2020	\$	58,014.54
136200 LGE	9999	7	2018	2020	\$	(194,312.09)
136200 LGE	9999	7	2019	2020	\$	(194,470.69)
136200 LGE	9999	7	2020	2020	\$	6,281,909.50
136200 LGE	9999	9	2018	2020	\$	194,364.04
136200 LGE	9999	9	2019	2020	\$	1,377,524.95
136400 LGE	9999	0	1942	2020	\$	(0.24)
136400 LGE	9999	0	1947	2020	\$	(5,674.11)
136400 LGE	9999	0	1953	2020	\$	(8,552.13)
136400 LGE	9999	0	1957	2020	\$	(28,819.22)
136400 LGE	9999	0	1963	2020	\$	(1,154.12)
136400 LGE	9999	0	1965	2020	\$	(742.80)
136400 LGE	9999	0	1966	2020	\$	(789.50)
136400 LGE	9999	0	1967	2020	\$	(1,554.77)
136400 LGE	9999	0	1968	2020	\$	(1,329.18)
136400 LGE	9999	0	1969	2020	\$	(1,513.59)
136400 LGE	9999	0	1970	2020	\$	(1,003.73)
136400 LGE	9999	0	1971	2020	\$	(1,121.53)
136400 LGE	9999	0	1972	2020	\$	(862.39)
136400 LGE	9999	0	1973	2020	\$	(1,251.02)
136400 LGE	9999	0	1974	2020	\$	(1,114.32)
136400 LGE	9999	0	1975	2020	\$	(1,227.44)
136400 LGE	9999	0	1976	2020	\$	(1,373.12)
136400 LGE	9999	0	1977	2020	\$	(365.45)
136400 LGE	9999	0	1978	2020	\$	(864.62)
136400 LGE	9999	0	1979	2020	\$	(479.72)
136400 LGE	9999	0	1980	2020	\$	(515.31)
136400 LGE	9999	0	1981	2020	\$	(598.21)
136400 LGE	9999	0	1987	2020	\$	14,507.46
136400 LGE	9999	0	1996	2020	\$	10,749.11
136400 LGE	9999	7	2014	2020	\$	(760,257.85)
136400 LGE	9999	7	2015	2020	\$	0.16
136400 LGE	9999	7	2017	2020	\$	(698,176.08)
136400 LGE	9999	7	2018	2020	\$	(2,112,308.77)
136400 LGE	9999	7	2019	2020	\$	(2,990,897.42)
136400 LGE	9999	7	2020	2020	\$	2,387,247.03
136400 LGE	9999	9	2014	2020	\$	582,559.26
136400 LGE	9999	9	2017	2020	\$	257,647.58
136400 LGE	9999	9	2018	2020	\$	171,811.19

136400 LGE	9999	9	2019	2020	\$	367,495.55
136400 LGE	9999	9	2020	2020	\$	5,192,659.48
136400 LGE	9999	0	1953	2020	\$	8,552.13
136400 LGE	9999	0	1954	2020	\$	(8,552.13)
136400 LGE	9999	0	1957	2020	\$	28,819.22
136400 LGE	9999	0	1958	2020	\$	(28,819.22)
136500 LGE	9999	0	1934	2020	\$	(12,901.70)
136500 LGE	9999	0	1935	2020	\$	(1,207.84)
136500 LGE	9999	0	1942	2020	\$	(287.04)
136500 LGE	9999	0	1947	2020	\$	(3,262.86)
136500 LGE	9999	0	1953	2020	\$	(6,970.15)
136500 LGE	9999	0	1957	2020	\$	(9,543.78)
136500 LGE	9999	0	1963	2020	\$	(1,189.03)
136500 LGE	9999	0	1965	2020	\$	(1,069.71)
136500 LGE	9999	0	1966	2020	\$	(846.94)
136500 LGE	9999	0	1967	2020	\$	(922.61)
136500 LGE	9999	0	1968	2020	\$	(504.55)
136500 LGE	9999	0	1969	2020	\$	(14,162.34)
136500 LGE	9999	0	1970	2020	\$	(1,623.71)
136500 LGE	9999	0	1971	2020	\$	(1,823.42)
136500 LGE	9999	0	1972	2020	\$	(1,682.32)
136500 LGE	9999	0	1973	2020	\$	(719.50)
136500 LGE	9999	0	1974	2020	\$	(921.94)
136500 LGE	9999	0	1975	2020	\$	(27,429.26)
136500 LGE	9999	0	1976	2020	\$	(6,993.38)
136500 LGE	9999	0	1977	2020	\$	(7,241.42)
136500 LGE	9999	0	1978	2020	\$	(8,353.33)
136500 LGE	9999	0	1979	2020	\$	(7,091.64)
136500 LGE	9999	0	1980	2020	\$	(7,688.69)
136500 LGE	9999	0	1981	2020	\$	(6,620.07)
136500 LGE	9999	0	1982	2020	\$	(5,978.03)
136500 LGE	9999	0	1983	2020	\$	(6,862.22)
136500 LGE	9999	0	1984	2020	\$	(4,551.92)
136500 LGE	9999	0	1985	2020	\$	(4,386.38)
136500 LGE	9999	0	1986	2020	\$	(4,177.51)
136500 LGE	9999	0	1987	2020	\$	(2,581.34)
136500 LGE	9999	0	1988	2020	\$	(4,015.19)
136500 LGE	9999	0	1989	2020	\$	(3,468.93)
136500 LGE	9999	0	1990	2020	\$	(5,853.68)
136500 LGE	9999	0	1991	2020	\$	(77,094.47)
136500 LGE	9999	0	1992	2020	\$	(49,891.69)
136500 LGE	9999	0	1993	2020	\$	(100,897.52)
136500 LGE	9999	0	1994	2020	\$	(1,341.22)
136500 LGE	9999	0	1995	2020	\$	(1,898.78)
136500 LGE	9999	0	1996	2020	\$	(858.91)
136500 LGE	9999	0	1997	2020	\$	(1,111.96)
136500 LGE	9999	0	1998	2020	\$	(1,085.57)
136500 LGE	9999	0	1999	2020	\$	(111,988.50)
136500 LGE	9999	0	2000	2020	\$	(21,113.29)
136500 LGE	9999	0	2001	2020	\$	(171,788.67)
136500 LGE	9999	0	2002	2020	\$	(436,297.54)
136500 LGE	9999	0	2003	2020	\$	(17,596.98)
136500 LGE	9999	0	2004	2020	\$	(10,609.95)
136500 LGE	9999	0	2005	2020	\$	(36,920.86)
136500 LGE	9999	0	2006	2020	\$	(4,842.77)

136500 LGE	9999	0	2007	2020	\$	(0.81)
136500 LGE	9999	0	2008	2020	\$	(425.04)
136500 LGE	9999	0	2009	2020	\$	(1,284,668.60)
136500 LGE	9999	0	2010	2020	\$	(7,308.78)
136500 LGE	9999	0	2011	2020	\$	(2,895.87)
136500 LGE	9999	0	2012	2020	\$	(6,405.31)
136500 LGE	9999	0	2013	2020	\$	(6,876.25)
136500 LGE	9999	0	2014	2020	\$	(63,765.74)
136500 LGE	9999	0	2015	2020	\$	(17,954.84)
136500 LGE	9999	0	2016	2020	\$	(4,236.27)
136500 LGE	9999	0	2017	2020	\$	(52,375.04)
136500 LGE	9999	0	2018	2020	\$	(7,703.76)
136500 LGE	9999	0	2019	2020	\$	(1,238.17)
136500 LGE	9999	0	2020	2020	\$	(6.80)
136500 LGE	9999	7	2014	2020	\$	(1,460,228.78)
136500 LGE	9999	7	2015	2020	\$	3,845.07
136500 LGE	9999	7	2017	2020	\$	(25,448,325.92)
136500 LGE	9999	7	2018	2020	\$	(5,161,796.70)
136500 LGE	9999	7	2019	2020	\$	(4,300,757.79)
136500 LGE	9999	7	2020	2020	\$	4,629,443.67
136500 LGE	9999	9	2014	2020	\$	5,859,365.00
136500 LGE	9999	9	2017	2020	\$	26,635,794.69
136500 LGE	9999	9	2018	2020	\$	2,386,951.80
136500 LGE	9999	9	2019	2020	\$	619,576.67
136500 LGE	9999	9	2020	2020	\$	110,990.01
136500 LGE	9999	0	1934	2020	\$	6,402.32
136500 LGE	9999	0	1900	2020	\$	(6,402.32)
136500 LGE	9999	0	1935	2020	\$	1,207.84
136500 LGE	9999	0	1900	2020	\$	(1,207.84)
136500 LGE	9999	0	1947	2020	\$	3,262.86
136500 LGE	9999	0	1946	2020	\$	(3,262.86)
136600 LGE	9999	0	1934	2020	\$	(4,094.11)
136600 LGE	9999	0	1957	2020	\$	(254.66)
136600 LGE	9999	0	1966	2020	\$	(1,381.69)
136600 LGE	9999	7	2014	2020	\$	(67,975.69)
136600 LGE	9999	7	2015	2020	\$	4,521.63
136600 LGE	9999	7	2017	2020	\$	(2,072.61)
136600 LGE	9999	7	2018	2020	\$	(3,451,883.76)
136600 LGE	9999	7	2019	2020	\$	(123,352.24)
136600 LGE	9999	7	2020	2020	\$	126,090.57
136600 LGE	9999	9	2014	2020	\$	32,754.52
136600 LGE	9999	9	2017	2020	\$	1,050.92
136600 LGE	9999	9	2018	2020	\$	53,232.78
136600 LGE	9999	9	2019	2020	\$	319,200.70
136600 LGE	9999	9	2020	2020	\$	22,303.21
136600 LGE	9999	0	1934	2020	\$	4,094.11
136600 LGE	9999	0	1915	2020	\$	(4,094.11)
136700 LGE	9999	0	1947	2020	\$	(77,628.83)
136700 LGE	9999	0	1953	2020	\$	(27.94)
136700 LGE	9999	0	1957	2020	\$	(313.92)
136700 LGE	9999	0	1964	2020	\$	(2.38)
136700 LGE	9999	0	1965	2020	\$	(14.95)
136700 LGE	9999	0	1966	2020	\$	(38.15)
136700 LGE	9999	0	1967	2020	\$	1,616.59
136700 LGE	9999	0	1968	2020	\$	(105.05)

136700 LGE	9999	0	1969	2020	\$	(311.55)
136700 LGE	9999	0	1970	2020	\$	(725.92)
136700 LGE	9999	0	1971	2020	\$	(136.17)
136700 LGE	9999	0	1972	2020	\$	(289.94)
136700 LGE	9999	0	1973	2020	\$	(318.03)
136700 LGE	9999	0	1974	2020	\$	(142.65)
136700 LGE	9999	0	1975	2020	\$	(122.37)
136700 LGE	9999	0	1976	2020	\$	(119.85)
136700 LGE	9999	0	1977	2020	\$	(253.48)
136700 LGE	9999	0	1978	2020	\$	(384.04)
136700 LGE	9999	0	1979	2020	\$	(463.65)
136700 LGE	9999	0	1980	2020	\$	(316.93)
136700 LGE	9999	0	1981	2020	\$	(405.23)
136700 LGE	9999	0	1982	2020	\$	(224.83)
136700 LGE	9999	0	1983	2020	\$	(149.12)
136700 LGE	9999	0	1984	2020	\$	(109.95)
136700 LGE	9999	0	1985	2020	\$	(3,627.68)
136700 LGE	9999	0	1986	2020	\$	(177.26)
136700 LGE	9999	0	1987	2020	\$	(204.93)
136700 LGE	9999	0	1988	2020	\$	(163.04)
136700 LGE	9999	0	1989	2020	\$	(169.22)
136700 LGE	9999	0	1990	2020	\$	(198.53)
136700 LGE	9999	0	1991	2020	\$	(328.16)
136700 LGE	9999	0	1992	2020	\$	(57.22)
136700 LGE	9999	0	1993	2020	\$	(136.19)
136700 LGE	9999	0	1994	2020	\$	(54.55)
136700 LGE	9999	0	1995	2020	\$	(126.19)
136700 LGE	9999	0	1996	2020	\$	(38.90)
136700 LGE	9999	0	1997	2020	\$	(142.07)
136700 LGE	9999	0	1998	2020	\$	(52.00)
136700 LGE	9999	0	1999	2020	\$	(801.79)
136700 LGE	9999	0	2000	2020	\$	(124.18)
136700 LGE	9999	0	2001	2020	\$	(43.38)
136700 LGE	9999	0	2002	2020	\$	(5.30)
136700 LGE	9999	0	2003	2020	\$	(6,037.93)
136700 LGE	9999	0	2004	2020	\$	(742.78)
136700 LGE	9999	0	2005	2020	\$	(3,116.95)
136700 LGE	9999	0	2008	2020	\$	(8,011.05)
136700 LGE	9999	0	2009	2020	\$	(44.23)
136700 LGE	9999	0	2010	2020	\$	(3.77)
136700 LGE	9999	0	2011	2020	\$	(27.03)
136700 LGE	9999	0	2012	2020	\$	(130.92)
136700 LGE	9999	0	2013	2020	\$	(3.96)
136700 LGE	9999	0	2014	2020	\$	(141.25)
136700 LGE	9999	0	2015	2020	\$	(81.60)
136700 LGE	9999	0	2016	2020	\$	(2.52)
136700 LGE	9999	0	2017	2020	\$	(3.38)
136700 LGE	9999	0	2018	2020	\$	(7.54)
136700 LGE	9999	0	2019	2020	\$	(0.50)
136700 LGE	9999	7	2014	2020	\$	231,633.70
136700 LGE	9999	7	2015	2020	\$	570,962.65
136700 LGE	9999	7	2017	2020	\$	(47,397.55)
136700 LGE	9999	7	2018	2020	\$	(4,148,056.74)
136700 LGE	9999	7	2019	2020	\$	101,467.76
136700 LGE	9999	7	2020	2020	\$	3,227,524.91

136700 LGE	9999	9	2014	2020	\$	1,306,828.25
136700 LGE	9999	9	2017	2020	\$	45,689.74
136700 LGE	9999	9	2018	2020	\$	8,741,969.51
136700 LGE	9999	9	2019	2020	\$	759,161.30
136700 LGE	9999	9	2020	2020	\$	2,332,002.67
136700 LGE	9999	0	1947	2020	\$	77,628.83
136700 LGE	9999	0	1957	2020	\$	(77,628.83)
136800 LGE	9999	7	2019	2020	\$	(1,771.57)
136800 LGE	9999	7	2020	2020	\$	1,217,946.06
136800 LGE	9999	9	2019	2020	\$	1,771.57
136910 LGE	9999	7	2020	2020	\$	78,622.46
137000 LGE	9999	7	2019	2020	\$	(30,058.36)
137000 LGE	9999	7	2020	2020	\$	54,196.15
137000 LGE	9999	9	2019	2020	\$	30,058.36
137001 LGE	9999	7	2015	2020	\$	973.19
137001 LGE	9999	7	2020	2020	\$	819.37
137310 LGE	9999	0	1965	2020	\$	(3,329.15)
137310 LGE	9999	0	1966	2020	\$	(54,404.16)
137310 LGE	9999	0	1967	2020	\$	(93,589.45)
137310 LGE	9999	0	1968	2020	\$	(42,989.36)
137310 LGE	9999	0	1969	2020	\$	(15,820.62)
137310 LGE	9999	0	1970	2020	\$	(25,768.31)
137310 LGE	9999	0	1971	2020	\$	(44,716.56)
137310 LGE	9999	0	1972	2020	\$	(205,582.69)
137310 LGE	9999	0	1973	2020	\$	(108,451.34)
137310 LGE	9999	0	1974	2020	\$	(7,384.06)
137310 LGE	9999	0	1975	2020	\$	(8,477.18)
137310 LGE	9999	0	1976	2020	\$	(9,621.43)
137310 LGE	9999	0	1977	2020	\$	(8,345.73)
137310 LGE	9999	0	1978	2020	\$	(7,324.39)
137310 LGE	9999	0	1979	2020	\$	(7,894.90)
137310 LGE	9999	0	1980	2020	\$	(14,292.06)
137310 LGE	9999	0	1981	2020	\$	(8,486.69)
137310 LGE	9999	0	1982	2020	\$	(16,568.77)
137310 LGE	9999	0	1983	2020	\$	(12,913.40)
137310 LGE	9999	0	1984	2020	\$	(5,583.01)
137310 LGE	9999	0	1985	2020	\$	(5,899.56)
137310 LGE	9999	0	1986	2020	\$	(9,122.00)
137310 LGE	9999	0	1987	2020	\$	(11,941.23)
137310 LGE	9999	0	1988	2020	\$	(10,078.05)
137310 LGE	9999	0	1989	2020	\$	(25,494.82)
137310 LGE	9999	0	1990	2020	\$	(20,711.37)
137310 LGE	9999	0	1991	2020	\$	(18,529.01)
137310 LGE	9999	0	1992	2020	\$	(23,031.34)
137310 LGE	9999	0	1993	2020	\$	(33,625.79)
137310 LGE	9999	0	1994	2020	\$	(41,757.61)
137310 LGE	9999	0	1995	2020	\$	(31,748.28)
137310 LGE	9999	0	1996	2020	\$	(42,368.86)
137310 LGE	9999	0	1997	2020	\$	(39,065.57)
137310 LGE	9999	0	1998	2020	\$	(27,562.20)
137310 LGE	9999	0	1999	2020	\$	(36,670.01)
137310 LGE	9999	0	2000	2020	\$	(312.63)
137310 LGE	9999	0	2001	2020	\$	(2,007.96)
137310 LGE	9999	0	2002	2020	\$	(2,326.24)
137310 LGE	9999	0	2003	2020	\$	(1,140.64)

137310 LGE	9999	0	2004	2020	\$	(438.66)
137310 LGE	9999	0	2005	2020	\$	(53,401.86)
137310 LGE	9999	0	2009	2020	\$	(738.48)
137310 LGE	9999	0	2010	2020	\$	(49,430.05)
137310 LGE	9999	0	2012	2020	\$	(200.99)
137310 LGE	9999	0	2014	2020	\$	(567.39)
137310 LGE	9999	7	2014	2020	\$	(628,869.25)
137310 LGE	9999	7	2015	2020	\$	197,994.14
137310 LGE	9999	7	2017	2020	\$	(467.27)
137310 LGE	9999	7	2018	2020	\$	(11,399.89)
137310 LGE	9999	7	2019	2020	\$	(2,868,420.16)
137310 LGE	9999	7	2020	2020	\$	242,319.82
137310 LGE	9999	9	2014	2020	\$	5,350,286.55
137310 LGE	9999	9	2017	2020	\$	196.41
137310 LGE	9999	9	2018	2020	\$	3,205.87
137310 LGE	9999	9	2019	2020	\$	376.22
137320 LGE	9999	0	1957	2020	\$	(14,462.41)
137320 LGE	9999	0	1969	2020	\$	(14,264.86)
137320 LGE	9999	0	1970	2020	\$	(13,355.49)
137320 LGE	9999	0	1971	2020	\$	(2,642.42)
137320 LGE	9999	0	1972	2020	\$	(1,587.86)
137320 LGE	9999	0	1973	2020	\$	(14,586.98)
137320 LGE	9999	0	1974	2020	\$	(4,042.07)
137320 LGE	9999	0	1975	2020	\$	(2,326.77)
137320 LGE	9999	0	1976	2020	\$	(1,060.85)
137320 LGE	9999	0	1977	2020	\$	(1,198.37)
137320 LGE	9999	0	1978	2020	\$	(433.21)
137320 LGE	9999	0	1979	2020	\$	(657.70)
137320 LGE	9999	0	1980	2020	\$	(542.19)
137320 LGE	9999	0	1981	2020	\$	(1,240.01)
137320 LGE	9999	0	1982	2020	\$	(1,370.10)
137320 LGE	9999	0	1983	2020	\$	(1,659.47)
137320 LGE	9999	0	1984	2020	\$	(63.26)
137320 LGE	9999	0	1985	2020	\$	(1,806.48)
137320 LGE	9999	0	1986	2020	\$	(3,033.41)
137320 LGE	9999	0	1987	2020	\$	(3,688.79)
137320 LGE	9999	0	1988	2020	\$	(23,274.80)
137320 LGE	9999	0	1989	2020	\$	(29,048.84)
137320 LGE	9999	0	1990	2020	\$	(25,269.92)
137320 LGE	9999	0	1991	2020	\$	(42,267.32)
137320 LGE	9999	0	1992	2020	\$	(20,140.81)
137320 LGE	9999	0	1993	2020	\$	(6,181.63)
137320 LGE	9999	0	2014	2020	\$	(23,863.23)
137320 LGE	9999	7	2014	2020	\$	(134,102.45)
137320 LGE	9999	7	2015	2020	\$	41.54
137320 LGE	9999	7	2019	2020	\$	(462,302.33)
137320 LGE	9999	7	2020	2020	\$	44,307.87
137320 LGE	9999	9	2014	2020	\$	2,151,220.75
139200 LGE	9999	7	2019	2020	\$	(43,268.95)
139200 LGE	9999	9	2019	2020	\$	43,268.95
139210 LGE	9999	7	2019	2020	\$	(410,699.38)
139210 LGE	9999	7	2020	2020	\$	381,820.00
139210 LGE	9999	9	2019	2020	\$	410,699.38
139210 LGE	9999	9	2020	2020	\$	146,475.38
139220 LGE	9999	0	2000	2020	\$	(87,767.08)

139220 LGE	9999	0	2000	2020	\$	81,780.08
139220 LGE	9999	0	2002	2020	\$	(81,780.08)
139400 LGE	9999	7	2020	2020	\$	391,162.46
139610 LGE	9999	7	2018	2020	\$	(146,475.38)
139610 LGE	9999	7	2020	2020	\$	381,820.00
139720 LGE	9999	7	2012	2020	\$	57.12
139720 LGE	9999	7	2020	2020	\$	186.86
235120 LGE	9999	7	2019	2020	\$	(11,966.21)
235140 LGE	9999	7	2019	2020	\$	(96,027.14)
235140 LGE	9999	9	2018	2020	\$	126,694.11
235140 LGE	9999	9	2019	2020	\$	96,027.14
235255 LGE	9999	7	2019	2020	\$	30,724.00
235255 LGE	9999	7	2020	2020	\$	245,241.47
235300 LGE	9999	0	1952	2020	\$	(1,604.67)
235300 LGE	9999	0	1954	2020	\$	(982.88)
235300 LGE	9999	7	2018	2020	\$	(357,622.71)
235300 LGE	9999	7	2019	2020	\$	(695.65)
235300 LGE	9999	7	2020	2020	\$	139,422.31
235300 LGE	9999	9	2018	2020	\$	575,163.15
235300 LGE	9999	9	2019	2020	\$	716,637.18
235300 LGE	9999	9	2020	2020	\$	26,649.66
235400 LGE	9999	0	1986	2020	\$	(7,718.84)
235400 LGE	9999	7	2018	2020	\$	(42,037.50)
235400 LGE	9999	7	2019	2020	\$	(9,269.39)
235400 LGE	9999	7	2020	2020	\$	162,679.84
235400 LGE	9999	9	2017	2020	\$	(7,750.00)
235400 LGE	9999	9	2019	2020	\$	6,382.28
235400 LGE	9999	9	2020	2020	\$	697,456.80
235400 LGE	9999	0	1986	2020	\$	7,718.84
235400 LGE	9999	0	1988	2020	\$	(7,718.84)
235500 LGE	9999	7	2019	2020	\$	(11,447.78)
235500 LGE	9999	9	2019	2020	\$	11,696.21
235600 LGE	9999	0	1961	2020	\$	(4,305.21)
235600 LGE	9999	0	1963	2020	\$	(3,291.02)
235600 LGE	9999	7	2018	2020	\$	(1,897,781.21)
235600 LGE	9999	7	2019	2020	\$	(69,433.38)
235600 LGE	9999	9	2018	2020	\$	1,562,617.48
235600 LGE	9999	9	2019	2020	\$	765.43
235700 LGE	9999	0	2013	2020	\$	(42,542.23)
235700 LGE	9999	7	2018	2020	\$	(366,693.53)
235700 LGE	9999	9	2019	2020	\$	74,266.73
236700 LGE	9999	7	2018	2020	\$	(357,474.16)
236700 LGE	9999	7	2019	2020	\$	240,125.44
236700 LGE	9999	7	2020	2020	\$	146,966.64
237600 LGE	9999	7	2015	2020	\$	331,517.00
237600 LGE	9999	7	2018	2020	\$	9,010.63
237600 LGE	9999	7	2019	2020	\$	3,072,296.80
237600 LGE	9999	7	2020	2020	\$	865,173.38
237610 LGE	9999	7	2018	2020	\$	19.63
237610 LGE	9999	7	2020	2020	\$	37.19
237620 LGE	9999	7	2018	2020	\$	845.70
237620 LGE	9999	7	2020	2020	\$	43,927.09
237800 LGE	9999	0	1934	2020	\$	(332.40)
237800 LGE	9999	0	1952	2020	\$	(717.16)
237800 LGE	9999	0	1954	2020	\$	(407.84)

237800 LGE	9999	0	1956	2020	\$	(643.72)
237800 LGE	9999	0	1957	2020	\$	(627.79)
237800 LGE	9999	0	1962	2020	\$	(1,844.86)
237800 LGE	9999	0	1966	2020	\$	(808.61)
237800 LGE	9999	0	1969	2020	\$	(4,061.97)
237800 LGE	9999	0	1988	2020	\$	(607.34)
237800 LGE	9999	0	2004	2020	\$	(19,426.94)
237800 LGE	9999	7	2019	2020	\$	159,570.40
237800 LGE	9999	7	2020	2020	\$	76,547.19
237800 LGE	9999	9	2018	2020	\$	1,568,086.36
237800 LGE	9999	0	1934	2020	\$	332.40
237800 LGE	9999	0	1950	2020	\$	(332.40)
237800 LGE	9999	0	1952	2020	\$	717.16
237800 LGE	9999	0	1950	2020	\$	(717.16)
237900 LGE	9999	0	1996	2020	\$	(44,143.82)
237900 LGE	9999	7	2018	2020	\$	(1,044,862.21)
237900 LGE	9999	7	2019	2020	\$	(151,270.30)
237900 LGE	9999	9	2018	2020	\$	1,035,262.21
237900 LGE	9999	9	2019	2020	\$	115,657.46
237900 LGE	9999	0	1996	2020	\$	44,143.82
237900 LGE	9999	0	1991	2020	\$	(44,143.82)
238000 LGE	9999	0	1934	2020	\$	(1,042.88)
238000 LGE	9999	0	1947	2020	\$	(1,164.49)
238000 LGE	9999	0	1953	2020	\$	(775.10)
238000 LGE	9999	0	1959	2020	\$	(2,229.11)
238000 LGE	9999	0	1963	2020	\$	(219.61)
238000 LGE	9999	0	1990	2020	\$	(2,385.33)
238000 LGE	9999	0	1991	2020	\$	(29,961.42)
238000 LGE	9999	7	2015	2020	\$	7,448.30
238000 LGE	9999	7	2018	2020	\$	78.52
238000 LGE	9999	7	2019	2020	\$	452,807.89
238000 LGE	9999	7	2020	2020	\$	524,415.04
238000 LGE	9999	9	2018	2020	\$	864,440.12
238000 LGE	9999	0	1947	2020	\$	1,164.49
238000 LGE	9999	0	1948	2020	\$	(1,164.49)
238010 LGE	9999	7	2018	2020	\$	78.52
238010 LGE	9999	7	2020	2020	\$	18,699.49
238020 LGE	9999	7	2018	2020	\$	3,402.47
238020 LGE	9999	7	2020	2020	\$	4,605,762.60
238100 LGE	9999	0	1993	2020	\$	(3,516.89)
238100 LGE	9999	7	2018	2020	\$	(2,315,298.01)
238100 LGE	9999	7	2019	2020	\$	26,840.04
238100 LGE	9999	7	2020	2020	\$	308,061.32
238100 LGE	9999	9	2018	2020	\$	1,398,591.96
238300 LGE	9999	7	2020	2020	\$	60,952.84
238500 LGE	9999	7	2019	2020	\$	(52.86)
239210 LGE	9999	7	2019	2020	\$	(56,092.05)
239210 LGE	9999	9	2019	2020	\$	56,092.05
239400 LGE	9999	7	2019	2020	\$	(18,514.70)
239400 LGE	9999	9	2018	2020	\$	(390.31)
239400 LGE	9999	9	2019	2020	\$	78,280.00
239400 LGE	9999	9	2020	2020	\$	17,205.40
239610 LGE	9999	0	2012	2020	\$	(43,615.24)
239610 LGE	9999	0	2014	2020	\$	(51,847.01)
239610 LGE	9999	7	2019	2020	\$	(103,504.60)

239610 LGE	9999	7	2020	2020	\$	170,238.22
239610 LGE	9999	9	2019	2020	\$	103,504.60
330300 LGE	9999	0	2015	2020	\$	(3,466,644.69)
330300 LGE	9999	7	2016	2020	\$	25.16
330300 LGE	9999	7	2019	2020	\$	(2,251,254.40)
330300 LGE	9999	7	2020	2020	\$	5,639,952.17
330300 LGE	9999	9	2019	2020	\$	2,232,439.65
330300 LGE	9999	9	2020	2020	\$	19,790.59
330310 LGE	9999	7	2019	2020	\$	634.71
339010 LGE	9999	0	1987	2020	\$	(597,389.28)
339010 LGE	9999	0	1992	2020	\$	(115,355.57)
339010 LGE	9999	0	1994	2020	\$	(94,376.29)
339010 LGE	9999	0	1995	2020	\$	(91,006.80)
339010 LGE	9999	0	1996	2020	\$	(141,687.67)
339010 LGE	9999	0	1997	2020	\$	(178,222.53)
339010 LGE	9999	0	1998	2020	\$	(20,644.04)
339010 LGE	9999	0	1999	2020	\$	(117,349.94)
339010 LGE	9999	0	2000	2020	\$	(63,243.63)
339010 LGE	9999	0	2001	2020	\$	(177,845.28)
339010 LGE	9999	0	2002	2020	\$	(695.10)
339010 LGE	9999	0	2003	2020	\$	(12,633.14)
339010 LGE	9999	0	2006	2020	\$	(23,563.48)
339010 LGE	9999	0	2008	2020	\$	(35,108.44)
339010 LGE	9999	0	2012	2020	\$	(5,434.62)
339010 LGE	9999	7	2018	2020	\$	(1,611,506.65)
339010 LGE	9999	7	2019	2020	\$	(259,742.99)
339010 LGE	9999	7	2020	2020	\$	4,702.96
339010 LGE	9999	9	2018	2020	\$	1,611,506.65
339010 LGE	9999	9	2019	2020	\$	38,567.84
339010 LGE	9999	9	2020	2020	\$	64,225.63
339010 LGE	9999	0	1987	2020	\$	597,389.28
339010 LGE	9999	0	1984	2020	\$	(597,389.28)
339010 LGE	9999	0	1992	2020	\$	115,355.57
339010 LGE	9999	0	1991	2020	\$	(115,355.57)
339010 LGE	9999	0	1996	2020	\$	17,767.19
339010 LGE	9999	0	1997	2020	\$	(17,767.19)
339010 LGE	9999	0	2001	2020	\$	1,500.95
339010 LGE	9999	0	2002	2020	\$	(1,500.95)
339030 LGE	9999	0	1961	2020	\$	(11,434.41)
339030 LGE	9999	0	1988	2020	\$	(11,628.71)
339030 LGE	9999	7	2019	2020	\$	(19,302.04)
339030 LGE	9999	9	2019	2020	\$	133,803.68
339030 LGE	9999	0	1961	2020	\$	11,434.41
339030 LGE	9999	0	1960	2020	\$	(11,434.41)
339040 LGE	9999	0	1982	2020	\$	(2,536.46)
339040 LGE	9999	7	2019	2020	\$	15.67
339040 LGE	9999	9	2019	2020	\$	28,632.30
339040 LGE	9999	0	1982	2020	\$	2,536.46
339040 LGE	9999	0	1980	2020	\$	(2,536.46)
339110 LGE	9999	0	2008	2020	\$	(6,018.59)
339110 LGE	9999	0	2009	2020	\$	(36,981.09)
339110 LGE	9999	0	2010	2020	\$	(18,494.06)
339110 LGE	9999	0	2012	2020	\$	(20,717.01)
339110 LGE	9999	0	2013	2020	\$	(44,366.10)
339110 LGE	9999	7	2019	2020	\$	(1,270.98)

339110 LGE	9999	9	2016	2020	\$	2,095.80
339110 LGE	9999	9	2018	2020	\$	(41.93)
339110 LGE	9999	9	2019	2020	\$	22,827.24
339110 LGE	9999	9	2020	2020	\$	242,527.68
339120 LGE	9999	7	2019	2020	\$	7.10
339130 LGE	9999	0	2015	2020	\$	(1,899,696.18)
339130 LGE	9999	7	2018	2020	\$	(47.84)
339130 LGE	9999	7	2019	2020	\$	(186,721.63)
339130 LGE	9999	7	2020	2020	\$	353,273.92
339130 LGE	9999	9	2019	2020	\$	248,455.86
339131 LGE	9999	0	2016	2020	\$	(63,978.35)
339131 LGE	9999	7	2019	2020	\$	30,734.96
339131 LGE	9999	7	2020	2020	\$	13,450.36
339131 LGE	9999	9	2019	2020	\$	40.31
339200 LGE	9999	7	2020	2020	\$	116,422.28
339400 LGE	9999	0	2010	2020	\$	(31,439.90)
339400 LGE	9999	7	2020	2020	\$	32,202.05
339700 LGE	9999	6	2016	2020	\$	424,957.70
339700 LGE	9999	7	2019	2020	\$	(77,180.80)
339700 LGE	9999	9	2019	2020	\$	117,141.25
339710 LGE	9999	7	2018	2020	\$	(25,067.00)
339710 LGE	9999	7	2019	2020	\$	(360,491.03)
339710 LGE	9999	9	2018	2020	\$	25,067.00

Kentucky Utilities Company / Louisville Gas & Electric Company
Ash Ponds as of March 31, 2020

<u>Kentucky Utilities Company</u>	<u>Asset Name</u>	<u>LOC</u>	<u>I.S. Year</u>	<u>Qty</u>	<u>Cost</u>	<u>Reserve</u>	<u>Plt Acct</u>	<u>asset id</u>	<u>Proposed Retire Date</u>	<u>Location</u>
E W Brown Steam Unit 1 - Main Ash Pond		5621	11/30/1995	1	13,208,176.67	(12,447,655.91)	131200	257354975	Jun-20	Brown Unit 1 Ash Pond
E W Brown Steam Unit 3 - AUX Pond		5623	7/1/2008	1	19,802,080.26	(5,888,600.99)	131200	257355016	Dec-20	Brown Unit 3 Ash Pond
Ghent Unit 1 - Ash Pond ATB #1			8/31/1975	1	1,777,792.39		131200	258526973		
Ghent Unit 1 - Ash Pond ATB #1 - Secondary Pond			12/31/1987	1	322,828.55		131200	258527014		
Total Ghent Unit 1 - Ash Pond ATB#1		5651			2,100,620.94	(2,075,301.47)			Dec-21	Ghent Unit 1 Ash Pond
Ghent Unit 2 SO2 Scrubber - Ash Pond Gypsum		5658	12/31/1994	1	1,901,133.18	(1,901,133.18)	131200	257355140	Dec-21	Ghent Unit 2 Scrubber Ash Pond
Ghent Unit 4 - Ash Pond ATB #2			10/31/1994	1	16,544,368.66		131200	257355181		
Ghent Unit 4 - Ash Pond ATB#2			12/31/2003	1	16,148,295.19		131200	257355222		
Total Ghent Unit 4 - Ash Pond		5654			32,692,663.85	(15,113,176.99)			Dec-24	Ghent Unit 4 Ash Pond
Trimble County - Unit 2 - Bottom Ash Pond (LGE TC1)		0321	6/30/1990	1	4,473,565.59	(4,435,616.04)	131200	257354872	Dec-22	TC Unit 2 Bottom Ash Pond
Trimble County - Unit 2 ECR 2009 - Gypsum Ash Pond		0321	12/1/2011	1	4,610,665.23	(624,168.51)	131200	258527055	Dec-21	TC Unit 2 Gypsum Ash Pond
Green River Unit 3 - Ash Pond		5613	12/31/1978	1	-	0.47	131200	257354790	Retired	Green River Unit 3 - Ash Pond
Pineville Unit 3 - Ash Pond		5643	11/30/1977	0	-	0.39	131200	257354831	Retired	Pineville Unit 3 - Ash Pond
Tyrone Unit 3 - Ash Pond		5603	11/30/1977	0	-	0.60	131200	257354934	Retired	Tyrone Unit 3 - Ash Pond
					<u>\$ 78,788,905.72</u>	<u>\$ (42,485,651.63)</u>				

Louisville Gas & Electric Company

<u>Location</u>	<u>I.S. Year</u>	<u>Qty</u>	<u>Cost</u>	<u>Reserve</u>	<u>Plt Acct</u>	<u>asset id</u>	<u>Retire Date</u>	<u>Location</u>	
Mill Creek Unit 1-Ash Pond	0211	6/30/1972	1	411,750.29	(242,604.51)	131200	257503852	Dec-21	Mill Creek Unit 1
Mill Creek Unit 3-Ash Pond	0231	6/30/1982	0	-	625,488.98	131200	257503778	Retired	Mill Creek Unit 3
Trimble County - Unit 1-Ash Pond (KU TC2)	0311	6/30/1990	1	4,846,362.74	(1,903,699.16)	131200	257503815	Dec-22	Trimble County Unit 1
Trimble County - Unit 2 ECR 2009 - Gypsum Ash Pond	0321	12/1/2011	1	5,057,242.50	(697,242.70)	131200	257503889	Dec-21	Trimble County Unit 2
				<u>\$ 10,315,355.53</u>	<u>\$ (2,218,057.39)</u>				

April 2020 Removal Costs related to Retired Plants processed to Accumulated Depreciation

LG&E Cane Run Retired Plant				\$ 2,349,515.75				
Kentucky Utilities Company								
Green River				\$ 1,704,832.18				
Pineville				\$ 1,645,550.99				
Tyrone				\$ 3,054,682.50				

Attachment to Response to DOD-FEA-1 Question No. 14

Kentucky Utilities Company
Salvage & Cost of Removal Study 1964 - Q1 2020

Page 1193 of 2358

Garrett/Spanos

Acct	Year	Retirements	Reimbursements	Gross Salvage	Cost of Removal
135010	1964	1,333.00	-	1,082.00	-
135200	1964	1,793.00	-	280.00	150.00
135310	1964	231,784.00	-	68,410.00	9,539.00
135400	1964	653.00	14.00	-	1,053.00
135500	1964	198,776.00	4,907.00	47,357.00	72,947.00
135600	1964	388,995.00	-	90,900.00	133,716.00
135310	1967	145,196.00	-	30,217.00	53,297.00
135500	1967	98,578.00	86,490.00	12,347.00	35,526.00
135600	1967	73,433.00	39,750.00	17,984.00	27,409.00
136100	1967	5,479.00	-	2,444.00	439.00
136200	1967	118,980.00	-	45,347.00	8,749.00
136400	1967	292,808.00	38,461.00	85,765.00	122,035.00
136500	1967	158,615.00	37,623.00	53,601.00	60,770.00
136800	1967	223,524.00	6,343.00	87,217.00	50,028.00
136900	1967	135,454.00	2,643.00	27,615.00	91,234.00
137000	1967	85,265.00	-	3,749.00	7,779.00
137100	1967	61,794.00	375.00	25,316.00	18,727.00
137300	1967	95,525.00	836.00	30,315.00	30,984.00
139010	1967	38,784.00	-	577.00	1,077.00
139110	1967	11,526.00	-	1,197.00	-
139300	1967	120.00	-	-	-
139400	1967	443.00	-	159.00	-
139800	1967	1,311.00	-	562.00	-
135310	1970	62,147.00	-	12,605.00	7,354.00
135400	1970	4,069.00	-	2,189.00	8,375.00
135500	1970	164,297.00	48,575.00	34,212.00	64,582.00
135600	1970	164,675.00	34,358.00	54,236.00	51,686.00
136100	1970	6,918.00	-	2,141.00	1,323.00
136200	1970	152,891.00	-	41,015.00	11,710.00
136400	1970	424,592.00	38,707.00	86,915.00	169,860.00
136500	1970	393,297.00	44,212.00	219,218.00	179,982.00
136700	1970	1,026.00	-	202.00	153.00
136800	1970	429,872.00	28,749.00	73,614.00	102,335.00
136900	1970	156,606.00	3,209.00	30,327.00	107,227.00
137000	1970	135,789.00	-	6,571.00	10,001.00
137100	1970	68,849.00	1,523.00	18,069.00	23,190.00
137300	1970	129,575.00	2,559.00	34,860.00	39,160.00
139010	1970	280.00	-	10.00	130.00
139110	1970	17,525.00	-	862.00	20.00
139400	1970	154.00	-	-	-
139500	1970	226.00	-	2.00	-
139800	1970	1,590.00	-	100.00	-
135010	1975	32,928.00	2,050.00	3.00	8,138.00
135310	1975	229,655.00	-	14,319.00	6,280.00
135400	1975	46,976.00	-	3,522.00	3,825.00
135500	1975	446,074.00	51,896.00	64,103.00	6,694.00
135600	1975	413,601.00	77,727.00	91,140.00	129,292.00
136010	1975	575.00	-	158.00	1,713.00
136100	1975	2,564.00	-	1,132.00	501.00
136200	1975	104,999.00	101.00	40,083.00	14,223.00
136400	1975	410,684.00	28,582.00	110,731.00	156,725.00
136500	1975	374,260.00	43,863.00	121,050.00	174,975.00
136700	1975	23,964.00	-	11,249.00	6,305.00
136800	1975	450,846.00	9,617.00	120,843.00	63,529.00
136900	1975	181,496.00	326.00	34,356.00	93,941.00

Attachment to Response to DOD-FEA-1 Question No. 14

Kentucky Utilities Company
Salvage & Cost of Removal Study 1964 - Q1 2020

Page 1194 of 2358

Garrett/Spanos

Acct	Year	Retirements	Reimbursements	Gross Salvage	Cost of Removal
137000	1975	223,806.00	-	1,929.00	3,359.00
137100	1975	120,781.00	1,145.00	43,854.00	35,925.00
137300	1975	110,142.00	724.00	35,778.00	29,667.00
139010	1975	7,364.00	-	3,444.00	611.00
139110	1975	49,443.00	-	17,338.00	7,307.00
139400	1975	19,568.00	-	4,790.00	294.00
139500	1975	31,429.00	-	6,953.00	472.00
139800	1975	30,899.00	-	15,687.00	464.00
135010	1977	4,315.00	-	-	87.00
135310	1977	42,471.00	-	29,347.00	10,018.00
135500	1977	53,762.00	83,306.00	9,758.00	2,260.00
135600	1977	90,929.00	239,514.00	47,915.00	28,342.00
136200	1977	104,994.00	-	79,106.00	9,677.00
136400	1977	316,551.00	44,632.00	89,528.00	113,887.00
136500	1977	258,930.00	29,953.00	116,493.00	131,168.00
136600	1977	22.00	-	1.00	10.00
136700	1977	15,178.00	1,835.00	4,515.00	2,832.00
136800	1977	356,136.00	6,015.00	106,006.00	48,244.00
136900	1977	227,128.00	1,372.00	40,003.00	126,571.00
137000	1977	500,921.00	-	121,165.00	10,166.00
137100	1977	144,435.00	562.00	54,040.00	53,756.00
137300	1977	150,256.00	1,618.00	43,193.00	44,273.00
139010	1977	3,394.00	-	-	68.00
139110	1977	21,953.00	-	1,968.00	445.00
139400	1977	1,705.00	-	-	36.00
139500	1977	9,090.00	3,383.00	-	184.00
139700	1977	10,742.00	-	-	218.00
139800	1977	3,857.00	-	85.00	-
135010	1979	756.00	-	-	-
135200	1979	679.00	-	523.00	609.00
135310	1979	92,234.00	-	76,610.00	17,103.00
135400	1979	15,270.00	11,449.00	5,062.00	16,037.00
135500	1979	99,941.00	1,582.00	22,289.00	29,625.00
135600	1979	151,225.00	2,452.00	70,720.00	55,457.00
136100	1979	2,305.00	-	2,062.00	20.00
136200	1979	213,082.00	41,734.00	94,763.00	7,088.00
136400	1979	420,449.00	4,163.00	35,377.00	192,722.00
136500	1979	366,868.00	5,131.00	173,586.00	219,222.00
136600	1979	977.00	-	-	14.00
136700	1979	14,210.00	-	3,901.00	2,584.00
136800	1979	473,511.00	8,333.00	124,035.00	72,281.00
136900	1979	239,255.00	309.00	74,267.00	148,144.00
137000	1979	204,618.00	-	8,059.00	-
137100	1979	190,150.00	182.00	44,512.00	86,365.00
137300	1979	129,621.00	-	66,181.00	43,165.00
139010	1979	28,369.00	-	-	1,846.00
139110	1979	28,434.00	-	1,816.00	-
139300	1979	110.00	-	-	-
139400	1979	3,957.00	-	200.00	-
139500	1979	1,161.00	-	-	-
139800	1979	1,058.00	-	70.00	-
135310	1980	86,293.00	-	22,510.00	7,900.00
135400	1980	3,393.00	-	2,471.00	3,724.00
135500	1980	158,983.00	3,647.00	47,152.00	159,297.00
135600	1980	154,215.00	622.00	75,871.00	158,423.00

Attachment to Response to DOD-FEA-1 Question No. 14

Kentucky Utilities Company
Salvage & Cost of Removal Study 1964 - Q1 2020

Page 1195 of 2358

Garrett/Spanos

Acct	Year	Retirements	Reimbursements	Gross Salvage	Cost of Removal
136100	1980	2,419.00	-	985.00	723.00
136200	1980	125,204.00	-	75,283.00	24,636.00
136400	1980	483,167.00	4,555.00	142,257.00	255,275.00
136500	1980	415,150.00	3,210.00	202,866.00	288,357.00
136600	1980	184.00	-	-	3.00
136700	1980	18,294.00	-	5,911.00	2,132.00
136800	1980	669,528.00	4,271.00	121,915.00	346,562.00
136900	1980	237,846.00	(223.00)	78,043.00	165,141.00
137000	1980	285,932.00	-	9,428.00	-
137100	1980	219,124.00	(43.00)	45,764.00	105,490.00
137300	1980	207,843.00	30.00	77,422.00	71,007.00
139010	1980	12,474.00	-	-	4,674.00
139110	1980	96,902.00	-	1,017.00	-
139400	1980	4,224.00	-	200.00	-
139700	1980	14,739.00	-	-	-
139800	1980	2,331.00	-	-	-
135200	1981	1,404.00	(46.00)	1,182.00	748.00
135310	1981	129,907.00	-	65,724.00	8,078.00
135500	1981	155,554.00	736.00	22,446.00	57,751.00
135600	1981	250,372.00	780.00	68,770.00	89,201.00
136100	1981	809.00	-	-	-
136200	1981	335,973.00	11,472.00	89,714.00	10,289.00
136400	1981	457,330.00	2,718.00	132,829.00	214,077.00
136500	1981	347,351.00	1,856.00	155,885.00	212,417.00
136700	1981	33,238.00	(385.00)	5,513.00	4,549.00
136800	1981	702,226.00	744.00	108,604.00	120,832.00
136900	1981	252,232.00	(35.00)	71,470.00	181,894.00
137000	1981	234,503.00	-	8,608.00	-
137100	1981	235,389.00	132.00	58,362.00	115,409.00
137300	1981	161,743.00	927.00	79,481.00	60,422.00
139010	1981	12,016.00	1,794.00	-	5,463.00
139110	1981	12,742.00	-	959.00	-
139400	1981	702.00	-	-	-
139500	1981	1,784.00	-	-	-
139700	1981	198,755.00	-	-	-
139800	1981	1,439.00	-	-	-
135200	1982	1,759.00	-	720.00	806.00
135310	1982	183,882.00	157,820.00	67,189.00	21,691.00
135400	1982	7,904.00	-	-	168.00
135500	1982	144,181.00	(312.00)	14,041.00	74,982.00
135600	1982	76,509.00	(491.00)	25,912.00	42,579.00
136200	1982	92,238.00	-	54,067.00	11,896.00
136400	1982	538,296.00	1,247.00	154,598.00	284,667.00
136500	1982	447,457.00	2,016.00	220,895.00	297,208.00
136700	1982	16,079.00	448.00	4,253.00	1,522.00
136800	1982	693,889.00	1,435.00	139,367.00	115,311.00
136900	1982	226,000.00	(29.00)	53,548.00	163,301.00
137000	1982	237,478.00	-	7,561.00	-
137100	1982	240,982.00	19.00	55,005.00	125,121.00
137300	1982	245,133.00	(343.00)	159,292.00	63,019.00
139010	1982	5,437.00	-	-	2,000.00
139110	1982	16,411.00	-	2,164.00	-
139400	1982	4,552.00	-	75.00	-
139700	1982	2,898.00	-	-	-
139800	1982	4,289.00	-	367.00	-

Attachment to Response to DOD-FEA-1 Question No. 14

Kentucky Utilities Company
Salvage & Cost of Removal Study 1964 - Q1 2020

Page 1196 of 2358

Garrett/Spanos

Acct	Year	Retirements	Reimbursements	Gross Salvage	Cost of Removal
135200	1985	2,967.00	-	356.00	6,845.00
135310	1985	217,959.00	-	17,298.00	29,125.00
135400	1985	7,239.00	-	604.00	10,771.00
135500	1985	295,387.00	124,940.00	21,727.00	195,597.00
135600	1985	271,431.00	163,578.00	38,094.00	241,007.00
136100	1985	423.00	-	46.00	23.00
136200	1985	326,963.00	704.00	252,702.00	14,394.00
136400	1985	571,087.00	161,946.00	106,240.00	368,139.00
136500	1985	413,733.00	88,257.00	174,340.00	392,771.00
136700	1985	28,973.00	25,231.00	4,448.00	3,253.00
136800	1985	896,089.00	45,004.00	157,649.00	142,332.00
136900	1985	307,193.00	2,820.00	50,161.00	189,913.00
137000	1985	209,213.00	70.00	6,350.00	130.00
137100	1985	236,086.00	6,013.00	42,899.00	149,431.00
137300	1985	301,872.00	48,991.00	92,393.00	73,434.00
139010	1985	2,780.00	6,736.00	-	-
139110	1985	1,361,408.00	-	810.00	-
139300	1985	48,944.00	-	-	-
139400	1985	119,753.00	-	-	-
139500	1985	170,233.00	-	-	-
139700	1985	166,399.00	-	-	-
139800	1985	190,035.00	-	1,000.00	-
135200	1986	123.00	-	-	-
135310	1986	83,514.00	100,254.00	20,030.00	28,837.00
135400	1986	18,776.00	-	14,112.00	6,598.00
135500	1986	195,216.00	57,114.00	44,998.00	162,611.00
135600	1986	168,572.00	24,668.00	125,859.00	103,081.00
136010	1986	52.00	-	-	-
136100	1986	4,608.00	-	1,688.00	3,803.00
136200	1986	190,339.00	19,001.00	24,533.00	33,002.00
136400	1986	842,348.00	161,302.00	109,923.00	477,159.00
136500	1986	494,268.00	114,220.00	169,442.00	452,618.00
136600	1986	3,615.00	-	201.00	630.00
136700	1986	46,524.00	20,433.00	5,792.00	7,827.00
136800	1986	1,749,115.00	46,749.00	223,414.00	974,420.00
136900	1986	400,742.00	3,101.00	51,735.00	259,211.00
137000	1986	140,217.00	1,643.00	415.00	-
137100	1986	268,717.00	9,425.00	38,447.00	169,600.00
137300	1986	230,790.00	51,200.00	72,998.00	92,991.00
139010	1986	101,770.00	187,548.00	-	7,729.00
139110	1986	100,359.00	-	-	-
139400	1986	4,839.00	-	-	-
139700	1986	2,454.00	-	-	899.00
139800	1986	2,233.00	-	-	-
135200	1987	2,832.00	-	50.00	1,256.00
135310	1987	315,181.00	297,292.00	49,454.00	15,504.00
135500	1987	457,818.00	52,789.00	51,935.00	338,082.00
135600	1987	376,013.00	48,872.00	74,410.00	268,761.00
136010	1987	10,422.00	-	5,211.00	-
136100	1987	11,848.00	-	2,266.00	1,210.00
136200	1987	285,835.00	-	226,075.00	21,026.00
136400	1987	755,330.00	229,120.00	126,666.00	593,598.00
136500	1987	707,438.00	89,532.00	201,963.00	435,605.00
136700	1987	89,465.00	46,953.00	19,936.00	10,081.00
136800	1987	1,032,838.00	52,688.00	154,680.00	145,410.00

Attachment to Response to DOD-FEA-1 Question No. 14

Kentucky Utilities Company
Salvage & Cost of Removal Study 1964 - Q1 2020

Page 1197 of 2358

Garrett/Spanos

Acct	Year	Retirements	Reimbursements	Gross Salvage	Cost of Removal
136900	1987	383,791.00	1,058.00	51,273.00	138,457.00
137000	1987	392,164.00	865.00	647.00	113.00
137100	1987	229,847.00	6,526.00	31,275.00	20,932.00
137300	1987	514,814.00	176,433.00	104,654.00	44,409.00
139010	1987	98,206.00	-	48,102.00	344.00
139110	1987	39,107.00	-	1,000.00	-
139400	1987	2,987.00	-	2,987.00	-
139700	1987	430.00	-	-	21.00
139800	1987	12,021.00	-	-	-
131100	1988	6,045.00	-	-	-
131200	1988	5,472,744.00	-	85,506.00	(33,162.00)
131600	1988	7,815.00	-	100.00	-
135200	1988	2,848.00	-	-	236.00
135310	1988	664,658.00	117,658.00	79,164.00	20,376.00
135320	1988	3,556.00	-	-	920.00
135400	1988	27,311.00	-	-	(18.00)
135500	1988	604,760.00	295,691.00	(22,884.00)	70,631.00
135600	1988	449,663.00	243,529.00	(9,064.00)	34,559.00
136010	1988	1,881.00	-	45.00	544.00
136100	1988	18,270.00	-	213.00	3,928.00
136200	1988	451,776.00	88,395.00	18,242.00	30,717.00
136400	1988	1,037,016.00	356,886.00	974,976.00	523,401.00
136500	1988	767,896.00	196,976.00	155,148.00	395,093.00
136700	1988	87,088.00	51,322.00	3,342.00	11,885.00
136800	1988	2,062,556.00	46,562.00	130,895.00	76,847.00
136900	1988	377,190.00	1,062.00	51,803.00	119,253.00
137000	1988	373,675.00	2,515.00	4,055.00	4,471.00
137100	1988	262,863.00	949.00	45,433.00	21,093.00
137300	1988	728,697.00	60,318.00	75,076.00	40,164.00
139010	1988	193,975.00	59,551.00	-	49.00
139110	1988	59,395.00	-	-	-
139300	1988	2,672.00	-	-	-
139400	1988	11,273.00	-	(179.00)	(338.00)
139500	1988	555.00	-	-	-
139700	1988	2,514.00	114.00	-	-
139800	1988	15,695.00	-	-	-
131100	1989	2,547.00	-	-	-
131200	1989	140,477.00	-	-	-
131600	1989	20,616.00	-	4,480.00	-
133400	1989	3,316.00	-	-	-
135200	1989	4,278.00	-	-	1,477.00
135310	1989	139,315.00	94,849.00	16,568.00	21,617.00
135320	1989	1,138.00	-	-	177.00
135400	1989	-	-	-	-
135500	1989	208,004.00	116,855.00	14,916.00	153,267.00
135600	1989	109,255.00	164,896.00	16,616.00	28,945.00
136100	1989	98.00	-	164.00	74.00
136200	1989	195,083.00	88,345.00	55,356.00	51,602.00
136400	1989	809,610.00	494,956.00	95,316.00	629,908.00
136500	1989	679,291.00	289,737.00	228,647.00	511,936.00
136600	1989	237.00	103.00	22.00	-
136700	1989	62,027.00	72,494.00	8,217.00	18,853.00
136800	1989	1,044,857.00	157,063.00	196,514.00	174,951.00
136900	1989	439,585.00	4,439.00	66,296.00	158,123.00
137000	1989	501,612.00	1,493.00	305.00	2,529.00

Attachment to Response to DOD-FEA-1 Question No. 14

Kentucky Utilities Company
Salvage & Cost of Removal Study 1964 - Q1 2020

Page 1198 of 2358

Garrett/Spanos

Acct	Year	Retirements	Reimbursements	Gross Salvage	Cost of Removal
137100	1989	309,615.00	1,153.00	65,931.00	29,910.00
137300	1989	253,608.00	64,537.00	69,857.00	45,668.00
139010	1989	12,034.00	-	-	-
139110	1989	90,163.00	-	650.00	-
139300	1989	302.00	-	-	-
139400	1989	8,876.00	-	1,100.00	-
139600	1989	7,752.00	-	-	-
139700	1989	2,407.00	-	-	-
139800	1989	2,834.00	-	-	-
131100	1990	54,378.00	-	-	-
131200	1990	139,953.00	-	-	-
131600	1990	4,249,398.00	-	164,118.00	-
133100	1990	242.00	-	-	4,092.00
133500	1990	63.00	-	-	-
135010	1990	643.00	-	-	-
135200	1990	2,315.00	35.00	236.00	1,371.00
135310	1990	1,671,727.00	689,869.00	41,275.00	44,364.00
135400	1990	66,666.00	43,902.00	3,036.00	53,275.00
135500	1990	384,788.00	268,739.00	97,256.00	293,719.00
135600	1990	445,041.00	410,017.00	116,469.00	215,298.00
136100	1990	893.00	-	495.00	1,874.00
136200	1990	208,500.00	-	200,606.00	48,826.00
136400	1990	864,023.00	577,775.00	88,594.00	659,027.00
136500	1990	736,941.00	423,614.00	221,662.00	513,438.00
136700	1990	51,317.00	67,295.00	15,279.00	9,267.00
136800	1990	1,002,515.00	130,073.00	154,198.00	187,079.00
136900	1990	462,827.00	5,731.00	64,498.00	202,367.00
137000	1990	712,412.00	950.00	2,587.00	5,649.00
137100	1990	320,943.00	765.00	70,183.00	35,677.00
137300	1990	426,617.00	81,933.00	126,315.00	74,312.00
139010	1990	6,272.00	-	-	1,870.00
139110	1990	73,571.00	-	53.00	-
139400	1990	3,889.00	525.00	-	-
139500	1990	624.00	-	463.00	-
139700	1990	256.00	-	-	-
139800	1990	1,711.00	-	-	-
131500	1991	6,329.00	-	-	-
131600	1991	4,929.00	-	-	-
135200	1991	1,153.00	-	53.00	3,350.00
135310	1991	49,294.00	-	17,144.00	9,914.00
135320	1991	214.00	-	127.00	6.00
135400	1991	47,110.00	-	25,939.00	22,658.00
135500	1991	188,629.00	187,355.00	30,560.00	166,567.00
135600	1991	93,074.00	81,622.00	14,823.00	44,036.00
136100	1991	11,463.00	-	2,874.00	2,254.00
136200	1991	165,021.00	123,276.00	35,537.00	39,479.00
136400	1991	1,982,061.00	358,660.00	882,595.00	697,964.00
136500	1991	615,033.00	197,815.00	180,149.00	451,911.00
136700	1991	121,385.00	65,520.00	4,304.00	7,354.00
136800	1991	1,195,341.00	89,709.00	105,455.00	149,553.00
136900	1991	425,223.00	3,620.00	55,234.00	210,200.00
137000	1991	495,375.00	768.00	258.00	534.00
137100	1991	348,824.00	8,785.00	56,719.00	42,030.00
137300	1991	361,654.00	84,672.00	96,301.00	147,907.00
139010	1991	11,957.00	-	-	219.00

Attachment to Response to DOD-FEA-1 Question No. 14

Kentucky Utilities Company
Salvage & Cost of Removal Study 1964 - Q1 2020

Page 1199 of 2358

Garrett/Spanos

Acct	Year	Retirements	Reimbursements	Gross Salvage	Cost of Removal
139110	1991	10,542.00	65.00	13.00	57.00
139400	1991	16,283.00	-	-	-
139700	1991	1,019.00	-	-	220.00
139800	1991	522.00	-	-	-
131200	1992	3,381,168.00	-	2,358.00	126,229.00
131600	1992	55,521.00	-	-	958.00
133300	1992	1,109.00	-	-	-
133500	1992	1,347.00	-	-	-
135200	1992	3,413.00	-	-	1,479.00
135310	1992	37,025.00	21,268.00	11,348.00	14,796.00
135320	1992	2,236.00	-	-	-
135500	1992	211,558.00	349,634.00	31,821.00	216,832.00
135600	1992	115,355.00	389,835.00	31,133.00	88,985.00
136100	1992	4,137.00	-	177.00	1,709.00
136200	1992	80,345.00	99,976.00	24,769.00	31,926.00
136400	1992	2,130,301.00	434,685.00	891,619.00	853,897.00
136500	1992	773,048.00	249,173.00	235,040.00	518,555.00
136700	1992	3,940.00	16,182.00	12,461.00	8,736.00
136800	1992	691,546.00	89,392.00	123,963.00	142,294.00
136900	1992	345,933.00	3,400.00	55,236.00	222,067.00
137000	1992	148,022.00	4,347.00	238.00	3,236.00
137100	1992	428,381.00	12,892.00	55,800.00	51,052.00
137300	1992	313,108.00	92,413.00	62,546.00	154,828.00
139010	1992	4,992.00	-	-	2,074.00
139110	1992	11,425.00	-	1,050.00	(23.00)
139400	1992	4,895.00	-	-	-
139500	1992	561.00	-	-	-
139700	1992	2,555.00	-	1.00	-
139800	1992	5,823.00	-	-	-
131100	1993	-	-	-	-
131200	1993	73,171.00	(239,135.17)	36,144.80	586,475.23
131400	1993	-	-	-	-
131500	1993	37,232.00	(396,747.80)	-	74,357.94
131600	1993	11,206.00	(5,039.62)	42,673.02	382.64
133100	1993	-	-	-	-
133200	1993	-	-	-	-
133300	1993	-	-	-	-
133400	1993	-	-	-	-
133500	1993	-	-	-	-
134000	1993	-	-	-	-
134010	1993	-	-	-	-
134100	1993	-	-	-	-
134200	1993	-	-	-	-
134300	1993	-	-	-	-
134400	1993	-	-	-	-
134500	1993	-	-	-	-
134600	1993	-	-	-	-
135010	1993	-	-	-	-
135020	1993	-	-	-	-
135200	1993	5,528.00	-	1,418.69	14,439.05
135210	1993	-	-	-	-
135220	1993	-	-	-	-
135310	1993	154,863.00	233,428.90	31,668.27	30,251.56
135320	1993	30,267.00	-	13.14	215.54
135400	1993	-	-	-	-

Attachment to Response to DOD-FEA-1 Question No. 14

Kentucky Utilities Company
Salvage & Cost of Removal Study 1964 - Q1 2020

Page 1200 of 2358

Garrett/Spanos

Acct	Year	Retirements	Reimbursements	Gross Salvage	Cost of Removal
135500	1993	143,338.00	427,868.84	35,067.09	275,680.43
135600	1993	22,522.00	70,133.79	10,351.45	43,594.35
135800	1993	-	-	-	-
136010	1993	-	-	-	-
136100	1993	9,409.00	-	2,177.47	2,995.55
136200	1993	174,354.00	55,777.29	71,284.57	26,005.54
136400	1993	1,330,114.00	774,589.07	479,511.70	948,478.36
136500	1993	850,626.00	459,874.23	310,969.35	735,220.86
136600	1993	-	-	-	-
136700	1993	108,923.00	118,104.50	18,489.43	29,103.35
136800	1993	847,976.00	99,771.69	132,417.66	273,888.78
136900	1993	1,401.00	107.53	289.35	1,093.93
137000	1993	592,779.00	3,743.88	23,803.93	8,980.32
137100	1993	548,448.00	19,313.41	138,673.20	236,331.96
137300	1993	362,396.00	113,733.76	111,278.26	117,366.49
138920	1993	-	-	-	-
139010	1993	6,108.00	26,411.53	(53.89)	7,896.30
139020	1993	-	-	-	-
139110	1993	6,937.00	1.21	(64.98)	1,835.93
139120	1993	-	-	-	-
139130	1993	-	-	-	-
139140	1993	-	-	-	-
139200	1993	-	-	-	-
139300	1993	-	-	-	-
139400	1993	-	-	-	-
139500	1993	-	-	-	-
139600	1993	-	-	-	-
139700	1993	55,573.00	102.47	(0.10)	15,472.87
139710	1993	-	-	-	-
139720	1993	-	-	-	-
139730	1993	-	-	-	-
139800	1993	17,763.00	-	(649.64)	1,886.18
131100	1994	-	-	-	-
131200	1994	3,105,560.00	-	5,496.38	1,235,480.56
131400	1994	1,285,265.00	-	-	314,381.26
131500	1994	9,852.00	-	-	976.61
131600	1994	24,722.00	-	337.30	41.90
133100	1994	5,131.00	-	-	-
133200	1994	-	-	-	-
133300	1994	-	-	-	-
133400	1994	-	-	-	-
133500	1994	-	-	-	-
134000	1994	-	-	-	-
134010	1994	-	-	-	-
134100	1994	-	-	-	-
134200	1994	-	-	-	-
134300	1994	-	-	-	-
134400	1994	-	-	-	-
134500	1994	-	-	-	-
134600	1994	-	-	-	-
135010	1994	-	-	-	-
135020	1994	-	-	-	-
135200	1994	4,241.00	-	620.65	4,194.57
135210	1994	-	-	-	-
135220	1994	-	-	-	-

Attachment to Response to DOD-FEA-1 Question No. 14

Kentucky Utilities Company
Salvage & Cost of Removal Study 1964 - Q1 2020

Page 1201 of 2358

Garrett/Spanos

Acct	Year	Retirements	Reimbursements	Gross Salvage	Cost of Removal
135310	1994	64,157.00	114,968.58	7,481.33	4,745.62
135320	1994	560.00	-	0.14	1.51
135400	1994	-	-	-	-
135500	1994	236,308.00	838,602.00	32,966.64	172,096.43
135600	1994	170,373.00	630,738.45	44,653.24	124,874.24
135800	1994	-	-	-	-
136010	1994	-	-	-	-
136100	1994	16,575.00	-	1,647.44	3,034.50
136200	1994	720,385.00	149,895.96	126,495.76	61,787.41
136400	1994	2,598,859.00	984,385.04	402,384.01	1,065,669.95
136500	1994	1,025,932.00	360,760.34	161,081.32	509,916.64
136600	1994	-	-	-	-
136700	1994	119,096.00	83,993.14	8,682.58	18,298.78
136800	1994	584,476.00	44,729.11	39,199.15	108,557.24
136900	1994	975,551.00	48,702.20	86,533.41	438,028.06
137000	1994	671,459.00	2,758.34	11,580.38	5,849.52
137100	1994	546,944.00	12,527.55	59,394.69	135,528.71
137300	1994	505,530.00	103,193.59	66,668.63	94,147.57
138920	1994	-	-	-	-
139010	1994	149,918.00	101,165.04	28,540.37	2,535.20
139020	1994	-	-	-	-
139110	1994	251,716.00	6.83	50,877.18	871.42
139120	1994	-	-	-	-
139130	1994	-	-	-	-
139140	1994	-	-	-	-
139200	1994	-	-	-	-
139300	1994	-	-	-	-
139400	1994	18,147.00	44.38	12,363.59	-
139500	1994	29,864.00	453.02	15,567.84	93.33
139600	1994	19,123.00	-	-	-
139700	1994	26,544.00	7.64	1.05	96.67
139710	1994	-	-	-	-
139720	1994	-	-	-	-
139730	1994	-	-	-	-
139800	1994	22,401.00	-	17,676.88	31.11
131100	1995	86,278.00	2,930.43	-	10,004.55
131200	1995	2,831,089.00	43,821.45	44,495.64	887,354.99
131400	1995	1,942,977.00	110,477.48	-	374,437.65
131500	1995	145,075.00	7,321.83	-	11,330.18
131600	1995	52,493.00	111.81	6,360.06	70.09
133100	1995	112.00	-	-	-
133200	1995	-	-	-	-
133300	1995	-	-	-	-
133400	1995	-	-	-	-
133500	1995	-	-	-	-
134000	1995	-	-	-	-
134010	1995	-	-	-	-
134100	1995	-	-	-	-
134200	1995	-	-	-	-
134300	1995	-	-	-	-
134400	1995	-	-	-	-
134500	1995	-	-	-	-
134600	1995	-	-	-	-
135010	1995	1.00	0.14	0.01	0.37
135020	1995	-	-	-	-

Attachment to Response to DOD-FEA-1 Question No. 14

Kentucky Utilities Company
Salvage & Cost of Removal Study 1964 - Q1 2020

Page 1202 of 2358

Garrett/Spanos

Acct	Year	Retirements	Reimbursements	Gross Salvage	Cost of Removal
135200	1995	4,270.00	-	258.10	5,441.20
135210	1995	-	-	-	-
135220	1995	-	-	-	-
135310	1995	467,663.00	297,440.17	22,524.05	44,568.61
135320	1995	908,613.00	-	92.93	3,156.66
135400	1995	-	-	-	-
135500	1995	242,108.00	304,942.61	13,950.32	227,169.30
135600	1995	175,759.00	230,939.18	19,026.05	165,972.73
135800	1995	-	-	-	-
136010	1995	-	-	-	-
136100	1995	9,036.00	-	2,141.71	2,139.97
136200	1995	167,475.00	48,205.99	70,127.64	18,581.57
136400	1995	1,412,233.00	739,970.43	521,425.55	749,106.14
136500	1995	1,017,289.00	494,846.25	380,889.40	654,066.58
136600	1995	-	-	-	-
136700	1995	177,737.00	173,400.45	30,899.93	35,326.43
136800	1995	765,824.00	81,073.37	122,480.49	184,000.12
136900	1995	489,073.00	33,775.21	103,451.19	284,068.22
137000	1995	456,529.00	2,594.32	18,775.86	5,144.77
137100	1995	590,648.00	18,714.48	152,954.21	189,327.71
137300	1995	421,566.00	119,041.14	132,576.98	101,560.48
138920	1995	-	-	-	-
139010	1995	30,624.00	69,152.26	34,237.12	272.99
139020	1995	-	-	-	-
139110	1995	3,512.00	0.32	4,168.66	6.41
139120	1995	-	-	-	-
139130	1995	-	-	-	-
139140	1995	-	-	-	-
139200	1995	-	-	-	-
139300	1995	9,810.00	-	-	-
139400	1995	-	-	-	-
139500	1995	2,806.00	142.44	8,590.09	4.62
139600	1995	-	-	-	-
139700	1995	19,944.00	19.20	4.63	38.29
139710	1995	-	-	-	-
139720	1995	-	-	-	-
139730	1995	-	-	-	-
139800	1995	2,298.00	-	10,649.22	1.68
131100	1996	2,936.00	3,210.08	-	608.66
131200	1996	2,448,557.00	1,220,033.42	25,699.18	1,372,067.41
131400	1996	1,313,231.00	2,403,674.06	-	452,453.89
131500	1996	76,925.00	124,974.87	-	10,740.71
131600	1996	50,369.00	3,453.57	4,075.38	120.24
133100	1996	19,338.00	-	22.64	-
133200	1996	25,343.00	-	29.67	-
133300	1996	2,963.00	-	3.47	-
133400	1996	-	-	-	-
133500	1996	10,618.00	-	12.43	-
134000	1996	-	-	-	-
134010	1996	-	-	-	-
134100	1996	-	-	-	-
134200	1996	-	-	-	-
134300	1996	-	-	-	-
134400	1996	-	-	-	-
134500	1996	-	-	-	-

Attachment to Response to DOD-FEA-1 Question No. 14

Kentucky Utilities Company
Salvage & Cost of Removal Study 1964 - Q1 2020

Page 1203 of 2358

Garrett/Spanos

Acct	Year	Retirements	Reimbursements	Gross Salvage	Cost of Removal
134600	1996	-	-	-	-
135010	1996	361.00	39.93	16.65	136.43
135020	1996	-	-	-	-
135200	1996	6,059.00	-	1,369.50	7,978.63
135210	1996	-	-	-	-
135220	1996	-	-	-	-
135310	1996	195,045.00	97,073.14	35,115.05	19,086.85
135320	1996	(33,863.00)	-	(0.00)	(0.00)
135400	1996	51,557.00	23,180.94	18,784.31	64,498.46
135500	1996	387,362.00	381,789.19	83,463.64	375,593.67
135600	1996	416,487.00	428,232.01	168,592.29	406,425.88
135800	1996	-	-	-	-
136010	1996	2,058.00	-	411.66	264.54
136100	1996	47,792.00	-	4,367.17	7,546.72
136200	1996	914,724.00	137,851.91	147,669.22	67,669.67
136400	1996	2,241,833.00	615,011.17	319,116.95	792,888.13
136500	1996	978,357.00	249,169.58	141,225.32	419,417.57
136600	1996	-	-	-	-
136700	1996	286,239.00	146,208.60	19,185.32	37,933.45
136800	1996	730,803.00	40,506.18	45,060.80	117,074.17
136900	1996	565,520.00	20,447.68	46,118.00	219,012.34
137000	1996	860,313.00	2,559.66	13,641.07	6,464.36
137100	1996	631,349.00	10,473.46	63,032.25	134,935.61
137300	1996	636,371.00	94,083.53	77,156.69	102,221.25
138920	1996	-	-	-	-
139010	1996	702,394.00	4,218.92	224,615.41	6,017.17
139020	1996	-	-	-	-
139110	1996	14,865.00	0.00	5,046.96	26.07
139120	1996	-	-	-	-
139130	1996	-	-	-	-
139140	1996	-	-	-	-
139200	1996	-	-	-	-
139300	1996	789.00	-	-	-
139400	1996	9,658.00	0.21	11,053.00	-
139500	1996	-	-	-	-
139600	1996	-	-	-	-
139700	1996	13,096.00	0.03	0.87	24.16
139710	1996	-	-	-	-
139720	1996	-	-	-	-
139730	1996	-	-	-	-
139800	1996	9,221.00	-	12,222.75	6.49
131100	1997	103,244.00	0.00	-	8,045.59
131200	1997	3,497,148.00	0.00	6,713.12	736,637.27
131400	1997	3,603,445.00	0.00	-	466,686.83
131500	1997	38,297.00	(0.00)	-	2,010.04
131600	1997	244,396.00	0.00	3,616.60	219.31
133100	1997	-	-	-	-
133200	1997	-	-	-	-
133300	1997	1,420.00	-	-	-
133400	1997	-	-	-	-
133500	1997	-	-	-	-
134000	1997	-	-	-	-
134010	1997	-	-	-	-
134100	1997	-	-	-	-
134200	1997	-	-	-	-

Attachment to Response to DOD-FEA-1 Question No. 14

Kentucky Utilities Company
Salvage & Cost of Removal Study 1964 - Q1 2020

Page 1204 of 2358

Garrett/Spanos

Acct	Year	Retirements	Reimbursements	Gross Salvage	Cost of Removal
134300	1997	2,330,051.00	2,330,051.00	-	31,638.00
134400	1997	-	-	-	-
134500	1997	-	-	-	-
134600	1997	-	-	-	-
135010	1997	-	-	-	-
135020	1997	-	-	-	-
135200	1997	4,361.00	-	722.65	7,984.05
135210	1997	-	-	-	-
135220	1997	-	-	-	-
135310	1997	276,887.00	199,073.09	36,559.56	37,911.36
135320	1997	228,557.00	-	64.09	1,140.81
135400	1997	114,123.00	74,124.61	30,483.20	198,492.85
135500	1997	220,947.00	314,586.78	34,901.83	297,851.19
135600	1997	107,536.00	159,726.62	31,913.17	145,896.12
135800	1997	(19.00)	-	-	-
136010	1997	-	-	-	-
136100	1997	21,041.00	-	2,482.04	4,137.86
136200	1997	574,447.00	84,195.42	119,714.53	52,924.99
136400	1997	922,869.00	246,226.94	169,583.52	406,495.31
136500	1997	921,889.00	228,345.29	171,787.21	492,192.20
136600	1997	15.00	0.38	0.41	1.80
136700	1997	212,450.00	105,539.88	18,382.05	35,063.65
136800	1997	2,704,437.00	145,785.26	215,264.52	539,565.88
136900	1997	579,700.00	20,385.21	61,027.10	279,595.86
137000	1997	889,096.00	2,572.71	18,198.59	8,320.02
137100	1997	614,604.00	9,915.89	79,211.04	163,590.96
137300	1997	368,090.00	52,926.48	57,612.17	73,636.25
138920	1997	-	-	-	-
139010	1997	41,337.00	209,775.74	11,792.07	2,761.09
139020	1997	-	-	-	-
139110	1997	522,577.00	106.63	158,273.34	7,145.81
139120	1997	-	-	-	-
139130	1997	-	-	-	-
139140	1997	-	-	-	-
139200	1997	-	-	-	-
139300	1997	22,214.00	-	-	-
139400	1997	97,651.00	1,796.04	99,692.34	-
139500	1997	65,048.00	7,420.68	50,811.23	802.99
139600	1997	48,520.00	-	-	-
139700	1997	932,498.00	2,017.97	55.28	13,414.43
139710	1997	-	-	-	-
139720	1997	-	-	-	-
139730	1997	-	-	-	-
139800	1997	207,935.00	-	245,873.08	1,140.81
131100	1998	32,510.00	(0.00)	-	16,167.17
131200	1998	614,620.00	(0.00)	(14,905.96)	826,171.61
131400	1998	210,345.00	0.00	-	173,845.62
131500	1998	-	-	-	-
131600	1998	65,320.00	0.00	(12,212.24)	374.05
133100	1998	-	-	-	-
133200	1998	-	-	-	-
133300	1998	-	-	-	-
133400	1998	-	-	-	-
133500	1998	-	-	-	-
134000	1998	-	-	-	-

Attachment to Response to DOD-FEA-1 Question No. 14

Kentucky Utilities Company
Salvage & Cost of Removal Study 1964 - Q1 2020

Page 1205 of 2358

Garrett/Spanos

Acct	Year	Retirements	Reimbursements	Gross Salvage	Cost of Removal
134010	1998	-	-	-	-
134100	1998	(1,899.00)	(1,899.00)	-	-
134200	1998	(2,644.00)	(2,644.00)	-	-
134300	1998	5,305,522.00	5,305,522.00	-	-
134400	1998	15,381.00	15,381.00	-	-
134500	1998	(10,814.00)	(10,814.00)	-	-
134600	1998	(11,600.00)	(11,600.00)	-	-
135010	1998	(361.00)	(116.98)	(47.98)	(544.92)
135020	1998	-	-	-	-
135200	1998	8,608.00	-	5,606.25	45,273.19
135210	1998	-	-	-	-
135220	1998	-	-	-	-
135310	1998	172,024.00	250,852.55	89,272.03	67,663.97
135320	1998	118,712.00	-	130.82	1,702.22
135400	1998	-	-	-	-
135500	1998	130,720.00	377,497.32	81,157.78	506,238.19
135600	1998	35,818.00	107,905.66	41,777.78	139,602.39
135800	1998	-	-	-	-
136010	1998	-	-	-	-
136100	1998	9,106.00	-	1,111.94	2,360.60
136200	1998	613,457.00	268,819.83	132,340.58	74,504.15
136400	1998	859,407.00	685,540.45	163,476.18	498,999.23
136500	1998	821,160.00	608,106.87	158,398.83	577,922.21
136600	1998	-	-	-	-
136700	1998	217,910.00	323,650.09	19,517.60	47,409.24
136800	1998	464,646.00	74,885.49	38,285.10	122,201.16
136900	1998	512,410.00	53,872.63	55,840.47	325,784.59
137000	1998	1,012,984.00	8,763.62	21,463.65	12,495.80
137100	1998	637,825.00	30,766.40	85,094.97	223,795.30
137300	1998	273,337.00	117,504.94	44,286.42	72,081.13
138920	1998	-	-	-	-
139010	1998	266,661.00	(240,157.83)	(93,487.31)	41,788.29
139020	1998	-	-	-	-
139110	1998	120,647.00	(4.37)	(44,907.21)	3,870.54
139120	1998	-	-	-	-
139130	1998	-	-	-	-
139140	1998	-	-	-	-
139200	1998	-	-	-	-
139300	1998	660.00	-	-	-
139400	1998	12,724.00	(41.53)	(15,964.34)	-
139500	1998	19,679.00	(398.41)	(18,891.69)	569.94
139600	1998	-	-	-	-
139700	1998	108,652.00	(41.73)	(7.92)	3,667.04
139710	1998	-	-	-	-
139720	1998	-	-	-	-
139730	1998	-	-	-	-
139800	1998	10,744.00	-	(15,613.18)	138.29
131100	1999	(5,858.00)	-	-	(1,966.80)
131200	1999	855,983.00	-	5,196.63	776,824.78
131400	1999	152,655.00	-	-	85,179.86
131500	1999	-	-	-	-
131600	1999	111,838.00	-	5,234.10	432.39
133100	1999	-	-	-	-
133200	1999	-	-	-	-
133300	1999	-	-	-	-

Attachment to Response to DOD-FEA-1 Question No. 14

Kentucky Utilities Company
Salvage & Cost of Removal Study 1964 - Q1 2020

Page 1206 of 2358

Garrett/Spanos

Acct	Year	Retirements	Reimbursements	Gross Salvage	Cost of Removal
133400	1999	-	-	-	-
133500	1999	-	-	-	-
134000	1999	-	-	-	-
134010	1999	30,272.00	12,989.63	14,570.73	-
134100	1999	857,080.00	367,770.71	412,535.77	-
134200	1999	1,450,751.00	622,513.33	698,285.67	-
134300	1999	2,366,536.00	1,015,474.20	1,139,077.74	-
134400	1999	-	-	-	-
134500	1999	154,075.00	66,113.17	74,160.46	-
134600	1999	182,339.00	78,241.17	87,764.69	-
135010	1999	361.00	11.85	12.15	159.58
135020	1999	-	-	-	-
135200	1999	-	-	-	-
135210	1999	-	-	-	-
135220	1999	-	-	-	-
135310	1999	32,328.00	4,775.07	4,248.07	3,723.80
135320	1999	36,339.00	-	10.14	152.59
135400	1999	18,830.00	2,512.64	5,005.55	27,552.65
135500	1999	357,287.00	104,510.67	56,168.36	405,200.28
135600	1999	190,072.00	58,000.62	56,136.92	216,944.84
135800	1999	-	-	-	-
136010	1999	222.00	-	44.45	30.38
136100	1999	3,132.00	-	286.47	526.50
136200	1999	179,181.00	69,306.08	28,953.96	14,111.29
136400	1999	841,648.00	592,607.18	119,920.45	316,890.93
136500	1999	778,038.00	508,575.16	112,417.04	355,075.52
136600	1999	-	-	-	-
136700	1999	279,756.00	366,758.50	18,768.77	39,467.86
136800	1999	594,542.00	84,578.54	36,694.19	101,394.40
136900	1999	400,211.00	37,139.99	32,668.38	164,998.61
137000	1999	1,258,952.00	9,613.74	19,981.01	10,070.45
137100	1999	555,683.00	23,659.44	55,531.14	126,431.37
137300	1999	787,797.00	298,933.25	95,607.88	134,714.95
138920	1999	-	-	-	-
139010	1999	181,729.00	6,060.92	(168,645.37)	10,207.79
139020	1999	-	-	-	-
139110	1999	140,979.00	0.19	(138,902.80)	1,621.14
139120	1999	-	-	-	-
139130	1999	-	-	-	-
139140	1999	-	-	-	-
139200	1999	-	-	-	-
139300	1999	7,143.00	-	-	-
139400	1999	7,368.00	0.89	(24,469.99)	-
139500	1999	12,282.00	9.21	(31,210.01)	127.50
139600	1999	-	-	-	-
139700	1999	127,560.00	1.81	(24.60)	1,543.14
139710	1999	-	-	-	-
139720	1999	-	-	-	-
139730	1999	-	-	-	-
139800	1999	9,715.00	-	(37,370.19)	44.82
131100	2000	11,626.00	-	-	-
131200	2000	4,074,449.00	-	20,250.00	-
131400	2000	32,604.00	-	-	-
131600	2000	472.00	-	-	-
134400	2000	128,839.00	-	-	-

Attachment to Response to DOD-FEA-1 Question No. 14

Kentucky Utilities Company
Salvage & Cost of Removal Study 1964 - Q1 2020

Page 1207 of 2358

Garrett/Spanos

Acct	Year	Retirements	Reimbursements	Gross Salvage	Cost of Removal
135210	2000	2,321.00	-	-	-
135220	2000	427.00	-	-	-
135310	2000	39,477.00	-	-	8,120.00
135320	2000	557,183.00	-	-	-
135500	2000	48,954.00	-	-	-
135600	2000	8,372.00	-	-	79,307.00
136200	2000	20,330.00	-	-	-
136400	2000	809,592.00	-	48,841.00	113,168.00
136500	2000	964,245.00	-	62,850.00	134,146.00
136700	2000	254,398.00	-	27,478.00	10,987.00
136800	2000	383,014.00	-	26,189.00	103,589.00
136900	2000	313,831.00	-	21,133.00	108,245.00
137000	2000	591,264.00	-	-	7,962.00
137100	2000	120,854.00	-	45,756.00	24,817.00
137300	2000	879,354.00	-	110,211.00	93,243.00
139010	2000	32,457.00	-	-	-
139110	2000	115,991.00	-	-	-
139120	2000	1,972,288.00	-	-	-
139200	2000	17,872.00	-	-	-
139300	2000	5,226.00	-	-	-
139400	2000	6,317.00	-	-	-
139500	2000	4,973.00	-	-	-
139600	2000	24,071.00	-	-	-
139710	2000	154,950.00	-	-	-
139720	2000	39,353.00	-	-	-
139730	2000	259,536.00	-	-	-
139800	2000	29,150.00	-	-	-
131100	2001	144,193.00	-	-	33,335.00
131200	2001	2,773,207.00	-	350.00	973,763.00
131400	2001	100,327.00	-	-	27,123.00
131500	2001	16,118.00	-	-	6,569.00
131600	2001	25,187.00	-	-	-
134400	2001	44,894.00	-	-	-
135020	2001	4,252.00	-	-	-
135310	2001	1,974,611.00	-	40,000.00	1,727.00
135500	2001	289,828.00	23,452.00	2,277.00	186,232.00
135600	2001	199,729.00	1,004.47	1,838.00	234,533.00
136100	2001	13,950.00	-	-	-
136200	2001	413,104.00	3,831.00	18,337.00	27,584.00
136400	2001	662,394.00	80,169.00	34,537.00	193,207.51
136500	2001	632,267.00	107,511.00	27,771.00	158,790.51
136700	2001	138,621.00	49,502.00	7,288.00	70,691.00
136800	2001	2,559,948.00	21,218.00	28,713.00	336,354.36
136900	2001	114,753.00	-	7,264.00	41,683.00
137100	2001	75,007.00	-	12,686.00	16,851.00
137300	2001	384,843.00	-	53,491.00	48,267.62
138920	2001	629,730.00	629,730.00	-	-
139010	2001	3,816,682.00	2,640,441.00	-	40,154.00
139020	2001	2,662.00	-	-	-
139110	2001	130,204.00	-	-	-
139120	2001	2,096,581.00	-	-	-
139200	2001	939,069.00	-	-	-
139300	2001	54,659.00	-	-	-
139400	2001	5,125.00	-	-	-
139500	2001	7,445.00	-	-	-

Attachment to Response to DOD-FEA-1 Question No. 14

Kentucky Utilities Company
Salvage & Cost of Removal Study 1964 - Q1 2020

Page 1208 of 2358

Garrett/Spanos

Acct	Year	Retirements	Reimbursements	Gross Salvage	Cost of Removal
139710	2001	41,218.00	-	-	-
139800	2001	56,191.00	-	-	-
131100	2002	2,737,193.00	241,345.00	-	20,477.00
131200	2002	6,669,047.00	842,803.00	-	47,752.00
131400	2002	2,170,155.00	314,790.00	-	42,556.00
131500	2002	513,319.00	64,999.00	-	-
131600	2002	206,066.00	23,399.00	-	-
135310	2002	12,798.00	-	-	7,990.00
135400	2002	20,206.00	-	-	54,410.00
135500	2002	39,323.00	273,692.00	17,174.00	58,921.00
135600	2002	32,589.00	-	7,007.00	88,020.00
136100	2002	1,055.00	-	-	826.00
136200	2002	493,067.00	-	2,776.00	12,926.00
136400	2002	376,388.00	-	29,079.00	193,663.00
136500	2002	203,570.00	1,531.00	25,359.00	146,866.00
136700	2002	46,298.00	31.00	3,512.00	10,315.00
136800	2002	690,258.00	217.00	50,603.00	413,253.00
136900	2002	62,090.00	115,553.00	18,625.00	54,657.00
137000	2002	8,955.00	-	-	-
137100	2002	34,007.00	-	8,472.00	11,367.00
137300	2002	192,809.00	417.00	86,227.00	72,178.00
139110	2002	203,016.00	-	-	-
139120	2002	1,933,397.00	-	-	-
139140	2002	163,668.00	-	-	-
139200	2002	3,936,032.00	-	112,442.00	75,837.00
139710	2002	748,582.00	-	-	-
131200	2003	3,081,491.70	-	-	1,016,856.13
131400	2003	3,275,422.07	-	61,336.50	878,305.57
131500	2003	836.06	-	-	-
131700	2003	0.08	-	-	-
134300	2003	1,776,053.64	-	-	-
135210	2003	5,126.13	-	-	1,335.18
135220	2003	16,626.11	-	-	-
135310	2003	352,645.29	-	-	45,907.42
135400	2003	12,755.21	159,168.45	-	-
135500	2003	311,868.43	1,078,629.84	106,620.28	120,822.08
135600	2003	233,242.91	557,253.57	7,397.00	95,840.32
136100	2003	1,926.31	-	-	2,357.98
136200	2003	73,468.79	-	-	25,875.35
136400	2003	329,129.29	257,012.24	7,183.24	136,497.08
136500	2003	502,806.02	116,130.81	15,050.18	181,025.04
136700	2003	123,660.16	18,617.42	2,974.59	6,262.11
136800	2003	1,188,189.57	109,496.96	21,647.26	400,085.12
136900	2003	52,166.71	6,009.35	516.22	15,175.81
137000	2003	1,466,018.49	-	-	1,531.87
137100	2003	3,140.66	357.24	43.90	-
137300	2003	358,374.17	31,222.39	7,911.38	43,856.63
138920	2003	930.00	-	-	152.85
139010	2003	298,176.51	-	-	98,193.13
139020	2003	8,779.17	-	-	-
139140	2003	9,129,554.99	-	-	-
130300	2004	11,830,860.69	-	-	-
131100	2004	1,425,227.89	-	-	46,180.23
131200	2004	15,215,802.11	-	-	1,220,721.96
131400	2004	4,387,542.03	-	-	449,310.03

Attachment to Response to DOD-FEA-1 Question No. 14

Kentucky Utilities Company
Salvage & Cost of Removal Study 1964 - Q1 2020

Page 1209 of 2358

Garrett/Spanos

Acct	Year	Retirements	Reimbursements	Gross Salvage	Cost of Removal
131500	2004	620,681.16	-	-	7,603.32
131600	2004	292,039.15	-	-	10,310.18
134200	2004	81,569.12	-	-	2,060.00
134300	2004	222,656.45	-	-	(1,751,508.79)
135210	2004	3,828.95	-	-	3,227.47
135310	2004	282,007.79	-	889.05	142,155.77
135400	2004	11,795.76	-	-	47,226.67
135500	2004	46,585.30	-	2,674.32	71,958.54
135600	2004	13,462.28	-	4,982.98	8,686.43
136200	2004	11,401.45	-	28.76	8,058.24
136400	2004	196,141.15	-	11,911.07	137,861.55
136500	2004	178,243.83	-	10,128.05	157,989.06
136700	2004	11,539.61	-	2,621.02	10,367.44
136800	2004	1,915,906.48	-	38,708.82	490,112.14
136900	2004	21,842.13	-	1,963.91	14,912.10
137100	2004	1,028.07	-	-	-
137300	2004	354,402.38	-	2,168.60	25,212.10
138920	2004	14,316.60	-	-	(14,316.60)
139010	2004	109,166.46	-	-	51,759.42
139110	2004	163,902.90	-	-	-
139120	2004	1,490,220.32	-	-	-
139200	2004	10,527.89	-	-	-
139300	2004	26,894.62	-	-	-
139400	2004	42,030.15	-	-	-
139500	2004	51,432.51	-	-	-
139600	2004	32,483.46	-	-	-
139710	2004	208,346.98	-	-	-
139720	2004	216,478.35	-	-	-
139730	2004	75,081.32	-	-	-
139800	2004	93,791.59	-	-	-
131200	2005	2,723,300.66	-	3,066.16	1,455,835.62
131400	2005	771,200.00	-	-	302,940.83
133020	2005	13,479.47	-	-	-
133100	2005	67,902.49	-	-	-
133200	2005	292,978.72	-	-	-
133300	2005	114,085.49	-	-	-
133400	2005	264,485.91	-	-	-
133500	2005	68,238.88	-	-	-
133600	2005	1,169.79	-	-	-
135010	2005	360.64	-	-	-
135210	2005	2,062.39	-	-	-
135310	2005	59,445.16	-	-	-
135500	2005	4,313.01	-	-	-
135600	2005	4,979.83	-	-	-
130300	2006	3,950,740.06	-	-	-
131100	2006	137,959.29	-	-	47,674.82
131200	2006	8,467,050.62	-	17,365.39	5,300,625.19
131400	2006	3,934,127.89	-	-	1,012,072.86
131500	2006	108,356.00	-	-	11,237.62
131600	2006	122,613.04	-	567.00	3,803.75
134200	2006	11,267.00	-	-	714.85
134300	2006	7,517,883.35	-	-	458,920.05
135210	2006	8,109.30	-	-	9,147.14
135310	2006	1,911,180.42	-	6,977.63	368,975.66
135400	2006	256,475.82	-	40.95	103,149.94

Attachment to Response to DOD-FEA-1 Question No. 14

Kentucky Utilities Company
Salvage & Cost of Removal Study 1964 - Q1 2020

Page 1210 of 2358

Garrett/Spanos

Acct	Year	Retirements	Reimbursements	Gross Salvage	Cost of Removal
135500	2006	610,836.55	843,056.37	52,527.03	1,231,227.96
135600	2006	904,173.92	1,244,318.10	119,562.25	1,169,322.73
136010	2006	1,484.33	-	-	-
136100	2006	9,005.37	-	94.07	2,861.76
136200	2006	2,595,375.81	11,211.17	12,249.08	480,902.03
136400	2006	79,289.08	502,453.38	7,659.58	771,183.74
136500	2006	202,377.09	233,836.89	7,260.91	793,547.35
136600	2006	20,096.53	-	1,145.40	-
136700	2006	1,400.38	-	261.19	4,580.85
136800	2006	4,636,661.97	28,687.28	131,311.99	2,000,078.83
137000	2006	2,446,023.84	-	-	15,361.99
137100	2006	256.13	-	4.23	245.48
137300	2006	2,919.20	9,077.24	318.99	8,258.92
139010	2006	336,637.74	-	-	95,141.52
139020	2006	224,105.76	-	-	22,969.83
139110	2006	437,676.76	-	-	493.43
139120	2006	7,056,845.12	-	-	-
139140	2006	3,468,159.99	-	-	9,906.26
139300	2006	27,726.71	-	-	-
139400	2006	133,548.90	-	-	-
139500	2006	54,079.24	-	-	-
139600	2006	29,959.36	-	-	-
139710	2006	16,863.88	-	-	7814.61
139800	2006	17,114.03	-	-	7354.02
130300	2007	3,190,892.57	-	-	-
131100	2007	2,223,807.71	-	-	777,334.12
131200	2007	8,662,428.82	176,625.90	300.00	1,817,773.37
131400	2007	2,363,301.32	582,619.71	-	139,427.22
131500	2007	1,267,672.18	287,143.10	-	71,256.70
131600	2007	205,018.74	-	-	737.13
133200	2007	2,023.00	-	-	-
133300	2007	43,039.32	-	-	47,822.50
134200	2007	142.25	-	-	8,912.87
134300	2007	1,998,859.55	-	-	229,018.84
134500	2007	25,576.19	-	-	513.00
135210	2007	13,579.22	23,068.00	-	8,166.90
135220	2007	13,263.00	-	-	29,650.00
135310	2007	521,200.20	-	44,861.67	125,767.34
135400	2007	28,612.73	218,218.66	-	90,681.65
135500	2007	204,554.53	778,480.43	3,453.18	523,134.85
135600	2007	149,380.54	432,221.59	14,420.76	310,607.57
136100	2007	31,226.60	-	-	36,062.61
136200	2007	633,947.18	(3,132.35)	20,912.60	299,308.91
136400	2007	408,115.20	370,321.97	14,824.05	194,784.95
136500	2007	394,066.35	263,704.91	19,010.22	415,343.46
136600	2007	182,261.30	13,332.84	176.65	-
136700	2007	27,192.26	58,981.55	679.93	26,508.56
136800	2007	1,693,659.67	124,159.40	316,496.09	(817,278.48)
136900	2007	3,215.06	-	64.86	250.96
137000	2007	574,433.90	-	-	25,769.36
137100	2007	829.98	17,806.94	-	(17,279.70)
137300	2007	53,833.99	10,437.02	13,464.02	23,822.19
139010	2007	2,736,942.05	0	3,000.00	46,920.78
139110	2007	163,639.09	-	-	-
139120	2007	2,989,812.83	-	-	-

Kentucky Utilities Company
Salvage & Cost of Removal Study 1964 - Q1 2020

Acct	Year	Retirements	Reimbursements	Gross Salvage	Cost of Removal
139130	2007	369,383.94	-	-	-
139140	2007	68,925.82	-	-	-
139200	2007	4,934,986.28	-	-	-
139300	2007	8,014.13	-	-	-
139400	2007	134,358.44	-	-	-
139500	2007	41,819.51	-	-	-
139710	2007	44,752.64	-	-	9,941.87
139800	2007	21,218.44	-	-	-
130300	2008	0.00	0.00	0.00	0.00
131100	2008	89,209.43	0.00	0.00	20,700.00
131200	2008	1,602,275.15	0.00	0.00	654,036.81
131400	2008	3,477,444.78	0.00	0.00	544,685.57
131500	2008	974.70	0.00	0.00	0.00
131600	2008	15,403.51	0.00	0.00	0.00
133200	2008	44,161.50	0.00	0.00	156,375.00
133300	2008	3,022.00	0.00	0.00	6,931.47
134200	2008	0.00	0.00	0.00	0.00
134300	2008	2,244,288.39	0.00	0.00	55,421.36
134500	2008	0.00	0.00	0.00	0.00
135210	2008	0.00	0.00	0.00	0.00
135220	2008	0.00	0.00	0.00	0.00
135310	2008	26,834.89	0.00	0.00	10,665.33
135400	2008	0.00	0.00	0.00	48.43
135500	2008	59,888.30	41,827.14	273.23	253,611.77
135600	2008	150,703.62	177,035.09	5,650.61	237,947.53
136100	2008	0.00	0.00	0.00	0.00
136200	2008	215.89	0.00	0.00	5,161.38
136400	2008	17,166.02	12,251.37	5,049.19	26,923.46
136500	2008	43,382.65	25,826.07	9,992.36	37,305.84
136600	2008	0.00	0.00	0.00	0.00
136700	2008	0.00	0.00	0.00	0.00
136800	2008	140,396.14	18,154.53	610,349.66	106,888.38
136900	2008	0.00	0.00	0.00	0.00
137000	2008	0.00	0.00	0.00	0.00
137100	2008	0.00	0.00	0.00	0.00
137300	2008	2,019.69	0.00	0.00	4,550.37
139010	2008	172.34	0.00	0.00	30,318.48
139110	2008	0.00	0.00	0.00	0.00
139120	2008	0.00	0.00	0.00	0.00
139130	2008	0.00	0.00	0.00	0.00
139140	2008	0.00	0.00	0.00	0.00
139200	2008	0.00	0.00	0.00	0.00
139300	2008	0.00	0.00	0.00	0.00
139400	2008	0.00	0.00	0.00	0.00
139500	2008	0.00	0.00	0.00	0.00
139710	2008	0.00	0.00	0.00	0.00
139800	2008	0.00	0.00	0.00	0.00
130300	2009	15,497,543.61	0.00	0.00	0.00
131100	2009	145,695.33	87,350.00	0.00	45,964.02
131200	2009	4,750,275.59	0.00	20,000.00	2,120,465.24
131400	2009	4,484,265.28	167,816.15	0.00	1,068,153.61
131500	2009	69,407.17	0.00	0.00	58,030.36
131600	2009	39,354.37	0.00	0.00	1,153.12
131707	2009	4,416.52	0.00	0.00	0.00
133200	2009	0.00	0.00	0.00	0.00

Attachment to Response to DOD-FEA-1 Question No. 14

Kentucky Utilities Company
Salvage & Cost of Removal Study 1964 - Q1 2020

Page 1212 of 2358

Garrett/Spanos

Acct	Year	Retirements	Reimbursements	Gross Salvage	Cost of Removal
133300	2009	0.00	0.00	0.00	0.00
134200	2009	30,262.49	0.00	0.00	0.00
134300	2009	3,401,722.19	0.00	0.00	241,383.21
134500	2009	0.00	0.00	0.00	0.00
135210	2009	13,053.58	0.00	0.00	17,459.84
135220	2009	0.00	0.00	0.00	0.00
135310	2009	2,453,395.79	1,703.79	429,546.73	434,632.25
135320	2009	4,421.32	0.00	0.00	2,203.56
135400	2009	45,220.57	1,935.45	0.00	16,491.30
135500	2009	845,833.76	362,946.28	1,867.33	1,815,588.61
135600	2009	217,389.84	124,122.40	597.91	643,606.10
135800	2009	0.00	0.00	0.06	21.79
136100	2009	25,171.16	0.00	1,337.38	10,934.36
136200	2009	738,688.38	42,219.23	17,603.29	446,808.05
136400	2009	3,809,600.22	1,154,949.36	95,058.31	4,769,624.07
136500	2009	8,638,379.41	144,565.06	93,451.27	5,936,780.54
136600	2009	24.92	0.00	2.94	25,951.89
136700	2009	862,862.25	6,555.43	43,811.39	274,005.16
136800	2009	2,340,047.09	9,780.39	204,761.21	1,602,572.22
136900	2009	41,595.17	10,366.27	1,836.70	1,153,408.03
137000	2009	1,162,309.69	0.00	0.00	0.00
137100	2009	279.04	0.00	0.00	4,085.47
137300	2009	2,961,735.62	6,341.47	57,431.44	924,237.01
139010	2009	311,228.56	0.00	258.63	79,641.59
139110	2009	0.00	0.00	0.00	0.00
139120	2009	5,274,117.48	0.00	0.00	0.00
139130	2009	0.00	0.00	0.00	0.00
139140	2009	0.00	0.00	0.00	0.00
139200	2009	312,452.12	0.00	0.00	0.00
139300	2009	6,897.90	0.00	0.00	0.00
139400	2009	0.00	0.00	0.00	0.00
139500	2009	0.00	0.00	0.00	0.00
139700	2009	86,039.54	0.00	0.00	6,000.00
139710	2009	0.00	0.00	0.00	0.00
139800	2009	0.00	0.00	0.00	0.00
130300	2010	5,469,830.45	0.00	0.00	0.00
131100	2010	88,392.15	0.00	0.00	12,254.40
131200	2010	8,267,108.30	0.00	10,802.39	974,237.56
131400	2010	133,532.14	0.00	0.00	18,175.32
131500	2010	33,427.80	0.00	9,196.20	2,689.10
131600	2010	20,829.71	0.00	0.00	3,602.55
131707	2010	11,210.00	0.00	0.00	0.00
133200	2010	0.00	0.00	0.00	0.00
133300	2010	41,412.90	0.00	0.00	315,414.86
133400	2010	14.89	0.00	0.00	26.94
133500	2010	92,639.43	0.00	0.00	6,474.66
134200	2010	310,360.85	0.00	0.00	0.00
134300	2010	991,871.01	0.00	0.00	25,976.41
134500	2010	0.00	0.00	0.00	0.00
134707	2010	1,630.00	0.00	0.00	0.00
135210	2010	8,082.46	0.00	13,767.70	18,509.31
135220	2010	1,607.59	0.00	0.00	11,033.45
135310	2010	1,123,420.84	0.00	76,951.06	89,188.80
135320	2010	73,151.41	0.00	0.00	15,301.73
135400	2010	388,637.55	0.00	4,928.17	189,783.55

Attachment to Response to DOD-FEA-1 Question No. 14

Kentucky Utilities Company
Salvage & Cost of Removal Study 1964 - Q1 2020

Page 1213 of 2358

Garrett/Spanos

Acct	Year	Retirements	Reimbursements	Gross Salvage	Cost of Removal
135500	2010	710,498.08	0.00	22,008.22	3,424,297.09
135600	2010	461,935.19	0.00	4,470.27	1,867,543.25
135800	2010	0.00	0.00	0.00	0.00
135915	2010	176.58	0.00	0.00	0.00
136100	2010	35,328.49	0.00	0.00	37,886.45
136200	2010	1,061,284.54	0.00	109,881.96	451,472.29
136400	2010	1,336,949.39	0.00	65,701.19	1,207,408.41
136500	2010	5,225,220.93	0.00	148,626.03	1,814,136.20
136600	2010	4,746.08	0.00	2.61	755.47
136700	2010	998,897.38	0.00	8,891.04	56,447.62
136800	2010	1,705,285.84	0.00	273,221.85	158,132.64
136900	2010	5,881,960.15	0.00	1,167.71	285,012.39
137000	2010	166,705.89	0.00	0.00	0.00
137100	2010	254.35	0.00	0.00	(82.52)
137300	2010	5,076,325.22	0.00	56,226.75	771,519.45
139010	2010	233,054.72	0.00	0.00	76,583.48
139110	2010	0.00	0.00	0.00	0.00
139120	2010	0.00	0.00	0.00	0.00
139130	2010	448,190.94	0.00	0.00	0.00
139140	2010	0.00	0.00	0.00	0.00
139200	2010	111,741.97	0.00	0.00	0.00
139300	2010	0.00	0.00	0.00	0.00
139400	2010	0.00	0.00	0.00	0.00
139500	2010	0.00	0.00	0.00	0.00
139700	2010	0.00	0.00	0.00	0.00
139710	2010	0.00	0.00	0.00	0.00
139800	2010	373,590.26	0.00	0.00	0.00
130200	2011	14,073.21	0.00	0.00	0.00
130200	2011	13,461.00	0.00	0.00	0.00
130300	2011	3,244,351.87	0.00	0.00	0.00
131100	2011	681,753.16	0.00	0.00	435,245.09
131200	2011	7,436,355.61	0.00	342,587.45	1,421,560.23
131400	2011	1,816,682.80	0.00	920,287.50	534,507.28
131500	2011	909,710.73	0.00	119,911.60	308,868.61
131600	2011	365,962.46	0.00	0.00	8,494.85
131707	2011	56,694.92	0.00	0.00	0.00
133200	2011	15,190.72	0.00	0.00	29,260.00
134200	2011	144,829.97	0.00	0.00	1,251.94
134300	2011	1,769,658.40	0.00	0.00	491,147.33
134400	2011	40,983.72	0.00	0.00	5,854.57
134500	2011	121,305.65	0.00	0.00	0.00
135210	2011	3,459.35	0.00	0.00	12,926.98
135220	2011	10,200.55	0.00	0.00	466.09
135310	2011	1,368,755.61	0.00	13,588.86	261,191.59
135320	2011	3,304.45	0.00	0.00	0.00
135400	2011	81,907.91	0.00	0.00	86,871.10
135500	2011	743,968.38	0.00	2,715.15	1,668,302.04
135600	2011	521,733.05	0.00	15,570.46	927,086.06
135800	2011	6,243.14	0.00	0.00	0.00
136020	2011	6,152.81	0.00	0.00	(45,494.50)
136100	2011	13,807.43	0.00	0.00	10,030.66
136200	2011	416,823.50	0.00	29,443.97	353,765.83
136400	2011	1,864,234.14	0.00	23,519.30	1,017,425.09
136500	2011	8,443,827.89	0.00	272,510.80	2,029,029.81
136500	2011	12.71	0.00	1,926.46	2,529.54

Attachment to Response to DOD-FEA-1 Question No. 14

Kentucky Utilities Company
Salvage & Cost of Removal Study 1964 - Q1 2020

Page 1214 of 2358

Garrett/Spanos

Acct	Year	Retirements	Reimbursements	Gross Salvage	Cost of Removal
136600	2011	18,438.86	0.00	0.00	0.00
136700	2011	618,591.15	0.00	7,491.15	103,272.99
136800	2011	378,999.31	0.00	224,389.03	111,609.15
136900	2011	91,365.42	0.00	3,209.82	340,844.92
137000	2011	83,939.15	0.00	49,178.14	0.00
137100	2011	10,672.81	0.00	7.32	2,461.91
137300	2011	3,616,159.50	0.00	34,857.90	317,382.20
139010	2011	159,686.91	0.00	0.00	70,870.07
139110	2011	0.08	0.00	0.00	0.00
139131	2011	753,659.43	0.00	0.00	0.00
139200	2011	3,997,637.78	0.00	0.00	0.00
139300	2011	272,160.14	0.00	0.00	0.00
139400	2011	858,400.98	0.00	12,678.93	0.00
139500	2011	3,160,382.43	0.00	0.00	0.00
139600	2011	107,600.18	0.00	0.00	0.00
139700	2011	12,506.07	0.00	0.00	18,397.24
130100	2012	0.00	0.00	0.00	0.00
130200	2012	0.00	0.00	0.00	0.00
130300	2012	4,488,033.54	0.00	0.00	0.00
130310	2012	0.00	0.00	0.00	0.00
131020	2012	0.00	0.00	0.00	0.00
131100	2012	243,522.20	2,595.89	0.00	153,934.21
131101	2012	23,299.41	0.00	0.00	58,702.47
131200	2012	23,431,274.18	0.00	172,783.20	5,029,476.13
131201	2012	0.00	0.00	0.00	0.00
131400	2012	957,970.74	0.00	0.00	536,939.17
131401	2012	0.00	0.00	0.00	0.00
131500	2012	151,979.59	618.00	0.00	93,390.00
131501	2012	0.00	0.00	0.00	0.00
131600	2012	149,326.92	0.00	0.00	7,193.20
131707	2012	10,292,905.01	0.00	0.00	0.00
133010	2012	0.00	0.00	0.00	0.00
133100	2012	36,439.11	0.00	0.00	91.22
133200	2012	36,070.24	0.00	0.00	1,776.48
133300	2012	201,003.90	0.00	0.00	5,904.46
133400	2012	0.00	0.00	0.00	0.00
133500	2012	9,409.47	0.00	0.00	3,286.03
133600	2012	0.00	0.00	0.00	0.00
133707	2012	0.00	0.00	0.00	0.00
134010	2012	0.00	0.00	0.00	0.00
134020	2012	0.00	0.00	0.00	0.00
134100	2012	2,935.94	0.00	0.00	0.00
134200	2012	0.00	0.00	0.00	0.00
134201	2012	0.00	0.00	0.00	0.00
134300	2012	5,640,488.29	0.00	0.00	935,686.98
134400	2012	0.00	0.00	0.00	0.00
134500	2012	275,993.02	0.00	0.00	61,179.57
134501	2012	0.00	0.00	0.00	0.00
134600	2012	0.00	0.00	0.00	0.00
134707	2012	17,790.81	0.00	0.00	0.00
135010	2012	0.00	0.00	0.00	0.00
135020	2012	0.00	0.00	0.00	0.00
135210	2012	37,303.62	(1,818.50)	4,004.55	66,000.95
135220	2012	0.00	0.00	0.00	0.00
135310	2012	2,900,002.47	(4,928.52)	162,501.33	418,579.04

Attachment to Response to DOD-FEA-1 Question No. 14

Kentucky Utilities Company
Salvage & Cost of Removal Study 1964 - Q1 2020

Page 1215 of 2358

Garrett/Spanos

Acct	Year	Retirements	Reimbursements	Gross Salvage	Cost of Removal
135311	2012	0.00	0.00	0.00	0.00
135320	2012	19,687.22	0.00	0.00	17,800.00
135400	2012	360,271.99	2,699.35	19,140.81	514,995.69
135500	2012	480,870.33	128,222.64	4,415.05	2,009,041.59
135600	2012	469,531.84	213,992.28	41,077.09	1,473,464.69
135700	2012	0.00	0.00	0.00	0.00
135800	2012	240.54	821.66	0.00	825.76
135915	2012	0.00	0.00	0.00	0.00
135917	2012	0.00	0.00	0.00	0.00
136010	2012	0.00	0.00	0.00	0.00
136020	2012	0.00	0.00	0.00	0.00
136100	2012	32,431.13	0.00	2,708.16	4,168.29
136200	2012	1,222,892.78	(11,016.50)	3,896.16	396,819.46
136400	2012	1,500,522.97	443,487.50	449,442.02	1,748,459.94
136500	2012	6,030,512.78	144,605.12	208,642.56	2,071,725.79
136600	2012	4,439.72	0.00	0.00	58.49
136700	2012	728,592.47	61,946.79	1,276.16	109,361.77
136800	2012	783,534.82	16,071.01	173,074.33	202,344.91
136900	2012	1,694,177.78	7,803.79	4,755.14	200,451.94
137000	2012	79,881.01	0.00	0.00	0.00
137100	2012	14,819.90	0.00	1,742.80	283.31
137300	2012	1,256,912.63	(92.72)	27,161.26	318,471.45
137405	2012	0.00	0.00	0.00	0.00
137407	2012	0.00	0.00	0.00	0.00
138920	2012	0.00	0.00	0.00	0.00
139010	2012	145,121.14	0.00	0.00	75,792.10
139020	2012	0.00	0.00	0.00	0.00
139110	2012	0.00	0.00	0.00	0.00
139120	2012	0.00	0.00	0.00	0.00
139130	2012	0.00	0.00	0.00	0.00
139131	2012	773,719.58	0.00	0.00	0.00
139200	2012	112,421.70	0.00	0.00	0.00
139300	2012	0.00	0.00	0.00	0.00
139400	2012	0.00	0.00	0.00	0.00
139500	2012	0.00	0.00	0.00	0.00
139600	2012	0.00	0.00	0.00	0.00
139700	2012	2,125,875.66	0.00	0.00	0.00
139710	2012	0.00	0.00	0.00	0.00
139720	2012	0.00	0.00	0.00	0.00
139800	2012	0.00	0.00	0.00	0.00
130100	2013	0.00	0.00	0.00	0.00
130200	2013	0.00	0.00	0.00	0.00
130300	2013	1,266,343.40	0.00	0.00	0.00
130310	2013	0.00	0.00	0.00	0.00
131020	2013	0.00	0.00	0.00	0.00
131100	2013	4,390,562.78	(91.89)	367.54	98,691.17
131101	2013	0.00	0.00	0.00	0.00
131200	2013	18,049,954.12	0.00	323,182.28	4,590,997.07
131201	2013	0.00	0.00	0.00	0.00
131400	2013	8,089,997.66	0.00	0.00	330,528.98
131401	2013	0.00	0.00	0.00	0.00
131500	2013	2,420,111.40	2,808.35	0.00	239,415.21
131501	2013	0.00	0.00	0.00	0.00
131600	2013	430,514.41	0.00	0.00	4,091.48
131707	2013	43,242.88	0.00	0.00	0.00

Attachment to Response to DOD-FEA-1 Question No. 14

Kentucky Utilities Company
Salvage & Cost of Removal Study 1964 - Q1 2020

Page 1216 of 2358

Garrett/Spanos

Acct	Year	Retirements	Reimbursements	Gross Salvage	Cost of Removal
133010	2013	0.00	0.00	0.00	0.00
133100	2013	0.00	0.00	0.00	0.00
133200	2013	0.00	0.00	0.00	157,387.12
133300	2013	(38,910.66)	0.00	0.00	277,241.50
133400	2013	0.00	0.00	0.00	0.00
133500	2013	0.00	0.00	0.00	0.00
133600	2013	0.00	0.00	0.00	0.00
133707	2013	0.00	0.00	0.00	0.00
134010	2013	0.00	0.00	0.00	0.00
134020	2013	0.00	0.00	0.00	0.00
134100	2013	143,724.11	0.00	0.00	0.00
134200	2013	94,167.75	0.00	0.00	0.00
134201	2013	0.00	0.00	0.00	0.00
134300	2013	4,398,255.97	0.00	0.00	395,942.01
134400	2013	1,840,005.93	0.00	0.00	0.00
134500	2013	547,609.07	0.00	0.00	0.00
134501	2013	0.00	0.00	0.00	0.00
134707	2013	0.00	0.00	0.00	0.00
135010	2013	0.00	0.00	0.00	0.00
135020	2013	0.00	0.00	0.00	0.00
135210	2013	95,708.52	0.00	0.00	118,097.56
135220	2013	1,887.92	0.00	0.00	2,184.05
135310	2013	2,160,301.73	46,669.51	21,198.11	812,611.53
135311	2013	0.00	0.00	0.00	0.00
135320	2013	0.00	0.00	0.00	0.00
135400	2013	1,405,766.01	1,226.02	8,345.48	1,109,763.76
135500	2013	395,319.18	89,704.09	9,384.23	2,171,047.94
135600	2013	439,995.75	95,677.49	10,845.15	1,311,510.58
135700	2013	0.00	0.00	0.00	0.00
135800	2013	0.00	0.00	0.00	0.00
135915	2013	0.00	0.00	0.00	0.00
135917	2013	0.00	0.00	0.00	0.00
136010	2013	0.00	0.00	0.00	0.00
136020	2013	0.00	0.00	0.00	3,304.98
136100	2013	19,270.42	0.00	0.00	36,108.01
136200	2013	534,978.79	0.00	7,149.37	475,207.52
136400	2013	737,118.13	9,355.84	143,063.46	1,389,763.31
136500	2013	2,189,402.07	24,482.81	91,568.92	1,005,165.84
136600	2013	3,602.03	0.00	64.00	(922.87)
136700	2013	223,562.56	9,834.68	5,896.09	91,272.98
136800	2013	2,243,744.70	31,768.82	218,626.65	161,481.30
136900	2013	975,269.80	10,381.11	834.11	214,517.84
137000	2013	119,313.83	0.00	664.09	0.00
137100	2013	7,821.09	0.00	61.33	18,358.17
137300	2013	499,272.85	3,297.83	29,672.57	242,327.33
137405	2013	0.00	0.00	0.00	0.00
137407	2013	0.00	0.00	0.00	0.00
138920	2013	0.00	0.00	0.00	0.00
139010	2013	515,678.87	0.00	0.00	122,036.73
139020	2013	0.00	0.00	0.00	0.00
139110	2013	0.00	0.00	0.00	0.00
139120	2013	0.00	0.00	0.00	0.00
139130	2013	0.00	0.00	0.00	0.00
139131	2013	1,016,857.74	0.00	0.00	0.00
139200	2013	0.00	0.00	0.00	0.00

Attachment to Response to DOD-FEA-1 Question No. 14

Kentucky Utilities Company
Salvage & Cost of Removal Study 1964 - Q1 2020

Page 1217 of 2358

Garrett/Spanos

Acct	Year	Retirements	Reimbursements	Gross Salvage	Cost of Removal
139210	2013	0.00	0.00	0.00	0.00
139300	2013	0.00	0.00	0.00	0.00
139400	2013	0.00	0.00	26,316.00	123.31
139500	2013	0.00	0.00	0.00	0.00
139600	2013	0.00	0.00	0.00	0.00
139700	2013	0.00	0.00	0.00	0.00
139710	2013	0.00	0.00	0.00	0.00
139720	2013	0.00	0.00	0.00	0.00
139800	2013	0.00	0.00	0.00	0.00
130100	2014	0.00	0.00	0.00	0.00
130200	2014	0.00	0.00	0.00	0.00
130300	2014	737,050.57	0.00	0.00	0.00
130310	2014	0.00	0.00	0.00	0.00
131020	2014	0.00	0.00	0.00	0.00
131100	2014	704,783.68	(38,924.27)	0.00	1,428,647.71
131101	2014	0.00	0.00	0.00	0.00
131200	2014	20,881,334.36	58,314.88	128,288.23	2,451,690.47
131201	2014	0.00	0.00	0.00	0.00
131400	2014	1,010,285.44	0.00	0.00	223,264.05
131401	2014	0.00	0.00	0.00	0.00
131500	2014	50,932.58	0.00	2,841.66	3,296.05
131501	2014	0.00	0.00	0.00	0.00
131600	2014	191,505.67	0.00	0.00	0.00
131707	2014	165,312.14	0.00	0.00	0.00
133010	2014	0.00	0.00	0.00	0.00
133100	2014	0.00	0.00	0.00	0.00
133200	2014	13,238.85	0.00	0.00	277.27
133300	2014	0.00	0.00	0.00	0.00
133400	2014	6,812.06	0.00	0.00	0.00
133500	2014	0.00	0.00	0.00	0.00
133600	2014	0.00	0.00	0.00	0.00
133707	2014	0.00	0.00	0.00	0.00
134010	2014	0.00	0.00	0.00	0.00
134020	2014	0.00	0.00	0.00	0.00
134100	2014	21,107.72	0.00	0.00	0.00
134200	2014	0.00	0.00	0.00	0.00
134201	2014	0.00	0.00	0.00	0.00
134300	2014	2,400,558.83	0.00	11,529.00	382,492.56
134400	2014	229,568.25	0.00	0.00	76,941.79
134500	2014	0.00	0.00	0.00	0.00
134501	2014	0.00	0.00	0.00	0.00
134600	2014	43.67	0.00	0.00	1,518.18
134707	2014	0.00	0.00	0.00	0.00
135010	2014	0.00	0.00	0.00	0.00
135020	2014	0.00	0.00	0.00	0.00
135210	2014	10,693.52	151.18	0.00	27,238.41
135220	2014	0.00	0.00	0.00	0.00
135310	2014	2,592,071.63	7,813.97	20,892.46	922,884.20
135311	2014	0.00	0.00	0.00	0.00
135320	2014	0.00	0.00	0.00	0.00
135400	2014	(33,047.40)	0.00	49,760.12	246,878.30
135500	2014	826,504.17	61,396.58	71,770.55	2,472,239.79
135600	2014	713,072.22	190,501.77	26,275.77	1,697,159.46
135700	2014	0.00	0.00	0.00	0.00
135800	2014	0.00	0.00	0.00	0.00

Attachment to Response to DOD-FEA-1 Question No. 14

Kentucky Utilities Company
Salvage & Cost of Removal Study 1964 - Q1 2020

Page 1218 of 2358

Garrett/Spanos

Acct	Year	Retirements	Reimbursements	Gross Salvage	Cost of Removal
135915	2014	0.00	0.00	0.00	0.00
135917	2014	0.00	0.00	0.00	0.00
136010	2014	79,281.59	553.27	0.00	57,432.83
136020	2014	0.00	0.00	0.00	0.00
136100	2014	25,639.44	0.00	1,312.05	43,254.03
136200	2014	1,962,532.07	284.40	211,796.63	544,489.60
136400	2014	1,464,801.85	33,829.34	136,253.13	1,425,336.86
136500	2014	4,504,386.49	83,388.28	233,569.39	2,544,850.64
136600	2014	0.00	0.00	0.00	0.00
136700	2014	442,317.74	6,925.89	4,196.14	259,519.91
136800	2014	2,496,284.85	9,130.10	300,056.54	153,094.79
136900	2014	206,532.53	7,989.96	1,000.77	27,137.96
137000	2014	335,908.91	0.00	0.00	0.00
137100	2014	119,566.21	0.00	27,765.41	154,345.63
137300	2014	3,286,293.70	19,894.39	60,526.20	573,970.68
137405	2014	3,406.45	0.00	0.00	0.00
137407	2014	15,620.76	0.00	0.00	0.00
138920	2014	0.00	0.00	0.00	0.00
139010	2014	288,621.57	0.00	0.00	201,356.44
139020	2014	3,315.11	0.00	0.00	0.00
139110	2014	0.00	0.00	0.00	0.00
139120	2014	0.00	0.00	0.00	0.00
139130	2014	0.00	0.00	0.00	0.00
139131	2014	1,411,176.53	0.00	0.00	0.00
139200	2014	1,497,956.89	0.00	0.00	0.00
139210	2014	0.00	0.00	0.00	0.00
139300	2014	0.00	0.00	0.00	0.00
139400	2014	0.00	0.00	0.00	0.00
139500	2014	0.00	0.00	0.00	0.00
139600	2014	0.00	0.00	0.00	0.00
139700	2014	0.00	0.00	0.00	0.00
139710	2014	0.00	0.00	0.00	0.00
139720	2014	0.00	0.00	0.00	0.00
139800	2014	0.00	0.00	0.00	0.00
130100	2015	0.00	0.00	0.00	0.00
130200	2015	0.00	0.00	0.00	0.00
130200	2015	0.00	0.00	0.00	0.00
130300	2015	2,808,226.16	0.00	0.00	0.00
130310	2015	0.00	0.00	0.00	0.00
131020	2015	0.00	0.00	0.00	0.00
131100	2015	4,544,929.82	30,000.00	0.00	156,217.04
131101	2015	0.00	0.00	0.00	0.00
131200	2015	80,148,519.35	137,821.63	122,709.24	1,902,123.24
131201	2015	0.00	0.00	0.00	0.00
131400	2015	19,328,847.08	0.00	0.00	850,762.58
131401	2015	0.00	0.00	0.00	0.00
131500	2015	3,288,676.96	0.00	0.00	7,973.46
131501	2015	0.00	0.00	0.00	0.00
131600	2015	2,425,522.96	0.00	0.00	261,730.14
131707	2015	16,856,225.98	0.00	0.00	0.00
133010	2015	0.00	0.00	0.00	0.00
133100	2015	4,487.68	0.00	0.00	10,356.90
133200	2015	0.00	0.00	0.00	0.00
133300	2015	(0.42)	0.00	0.00	286,174.84
133400	2015	0.00	0.00	0.00	0.00

Attachment to Response to DOD-FEA-1 Question No. 14

Kentucky Utilities Company
Salvage & Cost of Removal Study 1964 - Q1 2020

Page 1219 of 2358

Garrett/Spanos

Acct	Year	Retirements	Reimbursements	Gross Salvage	Cost of Removal
133500	2015	5,963.31	0.00	0.00	0.00
133600	2015	0.00	0.00	0.00	0.00
133707	2015	0.00	0.00	0.00	0.00
134010	2015	0.00	0.00	0.00	0.00
134020	2015	0.00	0.00	0.00	0.00
134020	2015	0.00	0.00	0.00	0.00
134100	2015	0.00	0.00	0.00	0.00
134200	2015	0.00	0.00	0.00	0.00
134201	2015	0.00	0.00	0.00	0.00
134300	2015	2,454,814.27	0.00	0.00	0.00
134400	2015	0.00	0.00	0.00	0.00
134500	2015	21,022.07	0.00	0.00	7,258.74
134501	2015	0.00	0.00	0.00	0.00
134600	2015	0.00	0.00	0.00	0.00
134707	2015	0.00	0.00	0.00	0.00
135010	2015	0.00	0.00	0.00	0.00
135010	2015	0.00	0.00	0.00	0.00
135020	2015	0.00	0.00	0.00	0.00
135210	2015	0.00	0.00	0.00	0.00
135210	2015	95,706.67	0.00	35.99	39,122.25
135210	2015	0.00	0.00	0.00	0.00
135220	2015	0.00	0.00	0.00	0.00
135310	2015	0.00	0.00	0.00	0.00
135310	2015	1,108,576.18	0.00	30,693.62	1,362,503.54
135311	2015	0.00	0.00	0.00	0.00
135320	2015	8,080,656.02	0.00	0.00	239,189.93
135400	2015	62,172.78	0.00	728.94	260,051.72
135500	2015	0.00	0.00	0.00	0.00
135500	2015	727,208.83	187,494.69	10,120.52	4,204,804.39
135600	2015	0.00	0.00	0.00	0.00
135600	2015	445,349.91	20,750.61	8,290.19	1,925,211.56
135700	2015	0.00	0.00	0.00	0.00
135800	2015	0.00	0.00	0.00	0.00
135915	2015	0.00	0.00	0.00	0.00
135917	2015	0.00	0.00	0.00	0.00
136010	2015	0.00	0.00	0.00	0.00
136010	2015	0.00	0.00	0.00	0.00
136020	2015	0.00	0.00	0.00	0.00
136100	2015	25,894.26	0.00	1,938.24	66,358.12
136200	2015	968,407.32	0.00	14,238.03	726,082.70
136400	2015	0.00	0.00	0.00	0.00
136400	2015	0.00	0.00	0.00	0.00
136400	2015	2,800,557.41	64,928.92	124,134.71	1,513,626.96
136500	2015	0.00	12,613.98	0.00	12,613.98
136500	2015	7,282,614.21	155,555.99	190,773.36	3,426,966.62
136500	2015	0.00	0.00	0.00	0.00
136600	2015	0.00	0.00	0.00	0.00
136600	2015	0.00	0.00	0.00	0.00
136700	2015	956,280.13	15,874.40	4,306.84	245,500.50
136700	2015	0.00	0.00	0.00	0.00
136800	2015	2,254,659.00	0.00	272,629.43	225,374.92
136900	2015	117,895.05	0.00	2,051.45	16,273.80
137000	2015	354,193.22	0.00	0.00	0.00
137001	2015	0.00	0.00	0.00	0.00
137100	2015	1,086,461.78	38.54	1,202.00	156,255.45

Attachment to Response to DOD-FEA-1 Question No. 14

Kentucky Utilities Company
Salvage & Cost of Removal Study 1964 - Q1 2020

Page 1220 of 2358

Garrett/Spanos

Acct	Year	Retirements	Reimbursements	Gross Salvage	Cost of Removal
137300	2015	6,711,870.25	2,884.60	500,778.79	308,320.43
137405	2015	0.00	0.00	0.00	0.00
137407	2015	3,476.79	0.00	0.00	0.00
138920	2015	4,944.15	0.00	5,187.52	(16,324.35)
139010	2015	336,147.89	0.00	54,752.49	46,907.40
139010	2015	0.00	0.00	0.00	0.00
139010	2015	0.00	0.00	0.00	0.00
139010	2015	597,825.55	0.00	0.00	0.00
139010	2015	19,113.71	0.00	0.00	15,324.23
139020	2015	0.00	0.00	0.00	0.00
139110	2015	0.00	0.00	0.00	0.00
139120	2015	11,038,363.45	0.00	0.00	0.00
139130	2015	0.00	0.00	0.00	0.00
139131	2015	734,519.72	0.00	0.00	0.00
139200	2015	0.00	0.00	0.00	0.00
139200	2015	11,062,451.87	0.00	0.00	0.00
139210	2015	0.00	0.00	0.00	0.00
139300	2015	0.00	0.00	0.00	0.00
139400	2015	8,400.46	0.00	0.00	0.00
139500	2015	0.00	0.00	0.00	0.00
139600	2015	0.00	0.00	0.00	0.00
139700	2015	60,211.39	0.00	0.00	0.00
139710	2015	0.00	0.00	0.00	1,978.77
139720	2015	0.00	0.00	0.00	0.00
139800	2015	0.00	0.00	0.00	0.00
130100	2016	0.00	0.00	0.00	0.00
130200	2016	0.00	0.00	0.00	0.00
130300	2016	5,795,318.90	0.00	0.00	0.00
130310	2016	0.00	0.00	0.00	0.00
131020	2016	0.00	0.00	0.00	0.00
131100	2016	917,939.39	599.40	708.09	350,960.85
131101	2016	0.00	0.00	0.00	0.00
131200	2016	10,563,333.78	15,420.07	183,906.78	3,910,726.42
131201	2016	0.00	0.00	0.00	0.00
131400	2016	513,877.90	0.00	0.00	481,407.79
131401	2016	0.00	0.00	0.00	0.00
131500	2016	248,391.82	0.00	0.00	40,448.45
131501	2016	0.00	0.00	0.00	0.00
131600	2016	482,747.26	0.00	0.00	10,351.80
131707	2016	2,172,751.56	0.00	0.00	0.00
131708	2016	0.00	0.00	0.00	0.00
133010	2016	0.00	0.00	0.00	0.00
133100	2016	2,355.54	0.00	0.00	25,862.74
133200	2016	0.00	0.00	0.00	0.00
133300	2016	12,840.26	0.00	0.00	0.00
133400	2016	0.00	0.00	0.00	0.00
133500	2016	0.00	0.00	0.00	0.00
133600	2016	0.00	0.00	0.00	0.00
133707	2016	86,482.34	0.00	0.00	0.00
134010	2016	0.00	0.00	0.00	0.00
134020	2016	0.00	0.00	0.00	0.00
134100	2016	95,642.86	0.00	0.00	7,774.24
134200	2016	0.00	0.00	0.00	0.00
134201	2016	0.00	0.00	0.00	0.00
134300	2016	85,818.98	0.00	0.00	237,535.70

Kentucky Utilities Company
Salvage & Cost of Removal Study 1964 - Q1 2020

Acct	Year	Retirements	Reimbursements	Gross Salvage	Cost of Removal
134400	2016	432,616.31	0.00	0.00	0.00
134500	2016	115,501.18	0.00	0.00	0.00
134501	2016	0.00	0.00	0.00	0.00
134600	2016	114,855.08	0.00	0.00	0.00
134707	2016	0.00	0.00	0.00	0.00
135010	2016	0.00	0.00	0.00	0.00
135020	2016	0.00	0.00	0.00	0.00
135210	2016	173,522.90	0.00	0.77	60,526.80
135220	2016	0.00	0.00	0.00	0.00
135310	2016	2,173,668.85	663.78	1,119,063.86	329,138.02
135311	2016	0.00	0.00	0.00	0.00
135320	2016	26,900.38	0.00	28.61	11,256.08
135400	2016	32,164.05	0.00	54.47	6,170.36
135500	2016	2,739,978.12	161,859.84	7,951.56	3,908,536.67
135600	2016	2,153,781.90	77,241.17	22,817.66	2,363,306.04
135700	2016	0.00	0.00	0.00	0.00
135800	2016	2,412.09	0.00	0.00	389.69
135915	2016	0.00	0.00	0.00	0.00
135917	2016	0.00	0.00	0.00	0.00
136010	2016	0.00	0.00	0.00	0.00
136020	2016	0.00	0.00	0.00	0.00
136100	2016	15,317.60	0.00	0.00	40,949.88
136200	2016	899,151.60	0.00	116,224.10	458,821.44
136400	2016	1,629,782.06	54,147.45	17,162.01	1,437,531.89
136500	2016	9,797,419.17	270,894.57	71,785.21	2,915,971.71
136600	2016	2,186.06	0.00	0.00	0.00
136700	2016	923,111.28	90,200.05	559.09	139,206.48
136800	2016	1,463,668.85	4,179.84	33,571.00	267,367.96
136900	2016	253,089.96	0.00	0.00	358,909.35
137000	2016	827,990.75	(365.19)	9,968.00	(365.19)
137001	2016	0.00	0.00	0.00	0.00
137100	2016	(3,735.54)	(1,533.00)	0.00	(1,283.52)
137300	2016	4,610,486.05	23,693.68	8,838.37	299,062.97
137405	2016	2,798.53	0.00	0.00	0.00
137407	2016	0.00	0.00	0.00	0.00
138920	2016	0.00	0.00	0.00	0.00
139010	2016	676,963.61	0.00	154.39	189,421.61
139020	2016	0.00	0.00	0.00	0.00
139110	2016	1,071,054.36	0.00	0.00	29,413.94
139120	2016	4,236,675.62	0.00	0.00	0.00
139130	2016	0.00	0.00	0.00	0.00
139131	2016	3,267,500.19	0.00	0.00	0.00
139200	2016	158,179.93	0.00	(7,380.72)	(568.76)
139210	2016	108,408.86	0.00	7,380.72	568.76
139300	2016	0.00	0.00	0.00	0.00
139400	2016	104,279.68	0.00	0.00	697.63
139500	2016	0.00	0.00	0.00	0.00
139600	2016	0.00	0.00	0.00	0.00
139700	2016	641,341.51	0.00	0.00	13,071.54
139710	2016	823,769.21	0.00	0.00	0.00
139720	2016	438,990.26	0.00	0.00	0.00
139800	2016	0.00	0.00	0.00	0.00
130100	2017	0.00	0.00	0.00	0.00
130200	2017	0.00	0.00	0.00	0.00
130300	2017	7,464,577.36	0.00	0.00	0.00

Attachment to Response to DOD-FEA-1 Question No. 14

Kentucky Utilities Company
Salvage & Cost of Removal Study 1964 - Q1 2020

Page 1222 of 2358

Garrett/Spanos

Acct	Year	Retirements	Reimbursements	Gross Salvage	Cost of Removal
130310	2017	0.00	0.00	0.00	0.00
131020	2017	0.00	0.00	0.00	0.00
131100	2017	562,234.82	1,284.58	0.00	496,650.23
131101	2017	0.00	0.00	0.00	0.00
131200	2017	8,820,017.43	101,492.37	30,440.37	5,529,286.32
131201	2017	0.00	0.00	0.00	0.00
131400	2017	4,439,606.00	48,994.88	15,073.40	1,695,335.60
131401	2017	0.00	0.00	0.00	0.00
131500	2017	115,476.19	0.00	19,968.60	18,968.94
131501	2017	0.00	0.00	0.00	0.00
131600	2017	416,466.95	0.00	27,560.00	22,778.09
131707	2017	203,134.00	0.00	0.00	0.00
131708	2017	0.00	0.00	0.00	0.00
133010	2017	23,675.00	0.00	23,675.00	0.00
133100	2017	0.00	0.00	0.00	0.00
133200	2017	0.00	0.00	0.00	0.00
133300	2017	0.00	0.00	0.00	0.00
133400	2017	0.00	0.00	0.00	0.00
133500	2017	0.00	0.00	0.00	0.00
133600	2017	0.00	0.00	0.00	0.00
133707	2017	0.00	0.00	0.00	0.00
134010	2017	0.00	0.00	0.00	0.00
134020	2017	0.00	0.00	0.00	0.00
134100	2017	0.00	0.00	0.00	0.00
134200	2017	19,123.07	0.00	0.00	13,600.15
134201	2017	0.00	0.00	0.00	0.00
134300	2017	2,558,079.84	0.00	0.00	256,971.97
134400	2017	475,999.11	0.00	0.00	140,686.33
134500	2017	0.00	0.00	0.00	0.00
134501	2017	0.00	0.00	0.00	0.00
134600	2017	27,592.94	0.00	0.00	0.00
134707	2017	0.00	0.00	0.00	0.00
135010	2017	0.00	0.00	0.00	0.00
135020	2017	0.00	0.00	0.00	0.00
135210	2017	112,814.60	0.00	1,377.84	101,889.83
135220	2017	32,410.20	0.00	0.00	0.00
135310	2017	2,380,835.64	0.00	10,987.85	693,602.61
135311	2017	0.00	0.00	0.00	0.00
135320	2017	3,949,271.49	0.00	0.00	7,166.25
135400	2017	18,956.65	(10,205.70)	1,517.76	145,665.54
135500	2017	4,186,406.13	67,382.57	8,362.97	2,730,225.93
135600	2017	2,018,494.60	242,132.80	29,985.54	1,756,357.72
135700	2017	0.00	0.00	0.00	0.00
135800	2017	566.96	0.00	0.00	22,584.33
135915	2017	0.00	0.00	0.00	0.00
135917	2017	0.00	0.00	0.00	0.00
136010	2017	0.00	0.00	0.00	0.00
136020	2017	14,378.77	0.00	0.00	0.00
136100	2017	74,538.54	0.00	1,959.48	57,962.92
136200	2017	1,908,263.75	0.00	67,161.57	739,888.06
136400	2017	1,857,902.15	45,787.96	32,387.79	1,603,948.26
136500	2017	8,166,161.69	181,106.72	105,558.48	2,849,652.06
136600	2017	0.00	0.00	0.00	0.00
136700	2017	879,783.43	24,508.49	1,628.81	84,130.73
136800	2017	9,593,062.47	158,704.48	69,769.34	318,405.99

Attachment to Response to DOD-FEA-1 Question No. 14

Kentucky Utilities Company
Salvage & Cost of Removal Study 1964 - Q1 2020

Page 1223 of 2358

Garrett/Spanos

Acct	Year	Retirements	Reimbursements	Gross Salvage	Cost of Removal
136900	2017	80,976.81	0.00	(15,411.75)	1,011,923.31
137000	2017	1,993,750.74	0.00	0.00	0.00
137001	2017	0.00	0.00	0.00	0.00
137020	2017	56,276.28	0.00	0.00	0.00
137100	2017	0.00	0.00	0.00	0.00
137300	2017	816,112.82	59,375.36	174,022.34	661,569.17
137405	2017	0.00	0.00	0.00	0.00
137407	2017	1,700.75	0.00	0.00	0.00
138920	2017	0.00	0.00	0.00	0.00
139010	2017	150,168.47	0.00	0.00	26,027.84
139020	2017	3,924.94	0.00	0.00	0.00
139110	2017	283,354.86	0.00	0.00	2,032.01
139120	2017	4,079,972.85	0.00	0.00	0.00
139130	2017	0.00	0.00	0.00	0.00
139131	2017	878,964.66	0.00	0.00	0.00
139200	2017	38,921.74	0.00	0.00	0.00
139210	2017	27,677.50	0.00	0.00	0.00
139300	2017	0.00	0.00	0.00	0.00
139400	2017	274,113.85	0.00	0.00	0.00
139500	2017	0.00	0.00	0.00	0.00
139600	2017	0.00	0.00	0.00	0.00
139700	2017	1,916.55	0.00	0.00	1,049.26
139710	2017	0.00	0.00	0.00	0.00
139720	2017	0.00	0.00	0.00	0.00
139800	2017	0.00	0.00	0.00	0.00
130100	2018	0.00	0.00	0.00	0.00
130200	2018	0.00	0.00	0.00	0.00
130300	2018	7,125,529.38	0.00	0.00	0.00
130310	2018	0.00	0.00	0.00	0.00
131020	2018	0.00	0.00	0.00	0.00
131100	2018	1,123,331.56	488.31	0.00	1,590,192.16
131101	2018	0.00	0.00	0.00	0.00
131200	2018	17,996,120.31	59,230.71	101,194.31	13,654,800.64
131201	2018	0.00	0.00	0.00	0.00
131400	2018	2,998,173.42	4,944.97	10,000.00	153,941.03
131401	2018	0.00	0.00	0.00	0.00
131500	2018	152,367.38	6,581.49	2,000.00	110,255.74
131501	2018	0.00	0.00	0.00	0.00
131600	2018	465,502.20	0.00	0.00	10,994.44
131707	2018	308,555.88	0.00	0.00	0.00
131708	2018	0.00	0.00	0.00	0.00
133010	2018	0.00	0.00	0.00	0.00
133100	2018	0.00	0.00	0.00	0.00
133200	2018	0.00	0.00	0.00	0.00
133300	2018	0.00	0.00	0.00	0.00
133400	2018	46,262.11	0.00	0.00	0.00
133500	2018	0.00	0.00	0.00	0.00
133600	2018	0.00	0.00	0.00	0.00
133707	2018	0.00	0.00	0.00	0.00
134010	2018	0.00	0.00	0.00	0.00
134020	2018	0.00	0.00	0.00	0.00
134100	2018	443.64	0.00	0.00	495.93
134200	2018	0.00	0.00	0.00	0.00
134201	2018	0.00	0.00	0.00	0.00
134300	2018	9,340,245.94	0.00	0.00	1,308,149.26

Attachment to Response to DOD-FEA-1 Question No. 14

Kentucky Utilities Company
Salvage & Cost of Removal Study 1964 - Q1 2020

Page 1224 of 2358

Garrett/Spanos

Acct	Year	Retirements	Reimbursements	Gross Salvage	Cost of Removal
134400	2018	182,738.45	0.00	0.00	11,000.00
134500	2018	0.00	0.00	0.00	0.00
134501	2018	0.00	0.00	0.00	0.00
134600	2018	0.00	0.00	0.00	0.00
134707	2018	0.00	0.00	0.00	0.00
135010	2018	0.00	0.00	0.00	0.00
135020	2018	0.00	0.00	0.00	0.00
135210	2018	34,315.51	0.00	0.00	57,198.83
135220	2018	0.00	0.00	0.00	0.00
135310	2018	4,652,784.45	800.07	43,624.57	1,016,852.19
135311	2018	0.00	0.00	0.00	0.00
135320	2018	0.00	0.00	0.00	0.00
135400	2018	0.00	0.00	0.00	0.00
135500	2018	3,507,908.80	17,949.01	394.29	1,827,293.59
135600	2018	1,990,387.71	97,888.37	22,298.98	2,059,806.07
135700	2018	0.00	0.00	0.00	0.00
135800	2018	0.00	0.00	0.00	0.00
135915	2018	0.00	0.00	0.00	0.00
135917	2018	7,169.43	0.00	0.00	0.00
136010	2018	0.00	0.00	0.00	0.00
136020	2018	0.00	0.00	0.00	0.00
136100	2018	62,451.99	0.00	0.00	96,987.20
136200	2018	1,989,349.85	0.00	27,286.51	553,145.33
136400	2018	1,547,182.24	39,706.56	34,897.16	734,340.83
136500	2018	7,569,594.66	82,522.11	286,191.46	2,438,402.54
136600	2018	1,719.96	0.00	0.00	1,083.14
136700	2018	751,534.06	22,975.98	346,980.55	474,984.11
136800	2018	569,596.36	1,064.22	197,880.99	290,582.63
136900	2018	159,848.09	0.00	116.53	586,214.61
137000	2018	4,044,482.12	0.00	0.00	0.00
137001	2018	0.00	0.00	0.00	0.00
137020	2018	93,735.20	0.00	2,343.50	0.00
137100	2018	0.00	0.00	0.00	0.00
137300	2018	2,026,528.17	19,222.61	8,420.61	414,610.61
137405	2018	10,938.19	0.00	0.00	0.00
137407	2018	3,003.21	0.00	0.00	0.00
138920	2018	0.00	0.00	0.00	0.00
139010	2018	554,950.82	0.00	0.00	144,989.21
139020	2018	31,400.44	0.00	0.00	4,580.00
139110	2018	217,728.76	0.00	0.00	0.00
139120	2018	3,274,067.34	0.00	0.00	0.00
139130	2018	0.00	0.00	0.00	0.00
139131	2018	1,113,706.74	0.00	0.00	0.00
139200	2018	160,609.39	0.00	0.00	0.00
139210	2018	102,395.24	0.00	0.00	0.00
139300	2018	20,660.50	0.00	0.00	0.00
139400	2018	61,108.55	0.00	5,902.53	77.23
139500	2018	0.00	0.00	0.00	0.00
139600	2018	0.00	0.00	0.00	0.00
139610	2018	0.00	0.00	0.00	0.00
139620	2018	0.00	0.00	0.00	0.00
139700	2018	29,953.00	0.00	0.00	40,459.58
139710	2018	0.00	0.00	0.00	0.00
139720	2018	0.00	0.00	0.00	0.00
139800	2018	0.00	0.00	0.00	0.00

Attachment to Response to DOD-FEA-1 Question No. 14

Kentucky Utilities Company
Salvage & Cost of Removal Study 1964 - Q1 2020

Page 1225 of 2358

Garrett/Spanos

Acct	Year	Retirements	Reimbursements	Gross Salvage	Cost of Removal
130100	2019	0.00	0.00	0.00	0.00
130200	2019	0.00	0.00	0.00	0.00
130300	2019	11,873,767.13	0.00	0.00	0.00
130310	2019	37,077,853.47	0.00	0.00	0.00
131020	2019	0.00	0.00	0.00	0.00
131100	2019	9,782,858.35	982.97	4,500.25	24,618,137.87
131101	2019	0.00	0.00	0.00	0.00
131200	2019	103,598,830.22	247,167.21	70,977.68	3,507,340.24
131201	2019	0.00	0.00	0.00	0.00
131400	2019	35,147,119.70	(97.72)	0.00	1,174,252.66
131500	2019	3,966,450.48	0.00	2,000.00	111,841.68
131501	2019	0.00	0.00	0.00	0.00
131600	2019	645,717.91	467.25	0.00	18,315.89
131707	2019	13,307,183.55	0.00	0.00	0.00
131708	2019	37,232.91	0.00	0.00	0.00
133010	2019	0.00	0.00	0.00	0.00
133100	2019	22,985.41	0.00	0.00	180,082.02
133200	2019	0.00	0.00	0.00	0.00
133300	2019	0.00	0.00	0.00	0.00
133400	2019	5.35	0.00	0.00	5,150.17
133500	2019	0.00	0.00	0.00	0.00
133600	2019	0.00	0.00	0.00	0.00
133707	2019	0.00	0.00	0.00	0.00
134010	2019	0.00	0.00	0.00	0.00
134020	2019	0.00	0.00	0.00	0.00
134100	2019	155,614.84	0.00	0.00	10,226.59
134200	2019	9,125.79	0.00	0.00	2,400.00
134300	2019	4,873,887.40	74,525.25	0.00	397,202.46
134400	2019	591,248.06	0.00	0.00	28,493.09
134500	2019	0.00	0.00	0.00	0.00
134501	2019	0.00	0.00	0.00	0.00
134600	2019	58,350.02	0.00	0.00	1,725.83
134707	2019	0.00	0.00	0.00	0.00
135010	2019	0.00	0.00	0.00	0.00
135020	2019	12.67	0.00	0.00	0.00
135210	2019	17,012.48	0.00	0.00	9,471.09
135220	2019	82,985.22	0.00	0.00	0.00
135310	2019	3,022,390.39	0.00	302,246.15	421,722.41
135311	2019	0.00	0.00	0.00	0.00
135320	2019	596,313.50	0.00	0.00	0.00
135400	2019	33,393.76	0.00	0.00	142,442.12
135500	2019	1,233,860.43	97,244.40	79,090.50	4,020,962.52
135600	2019	307,759.31	1,189.59	7,051.57	512,964.23
135700	2019	0.00	0.00	0.00	0.00
135800	2019	0.00	0.00	0.00	0.00
135915	2019	0.00	0.00	0.00	0.00
135917	2019	0.00	0.00	0.00	0.00
136010	2019	0.00	0.00	0.00	0.00
136020	2019	0.00	0.00	0.00	0.00
136100	2019	26,813.32	0.00	0.00	47,761.88
136200	2019	852,784.82	0.00	17,478.12	508,589.69
136400	2019	2,287,795.93	239,931.17	15,320.13	2,001,275.44
136500	2019	8,962,258.83	389,970.77	183,610.17	3,049,088.99
136600	2019	0.00	0.00	0.00	0.00
136700	2019	483,137.77	37,971.69	42,671.16	121,046.79

Kentucky Utilities Company
Salvage & Cost of Removal Study 1964 - Q1 2020

Acct	Year	Retirements	Reimbursements	Gross Salvage	Cost of Removal
136800	2019	3,551,423.06	3,105.48	259,464.50	412,224.15
136900	2019	136,207.85	0.00	0.00	516,801.01
137000	2019	938,285.26	0.00	0.00	294.94
137001	2019	0.00	0.00	0.00	0.00
137011	2019	0.00	0.00	0.00	0.00
137020	2019	439,915.23	0.00	0.00	3,825.23
137100	2019	0.00	0.00	0.00	0.00
137101	2019	0.00	0.00	0.00	0.00
137300	2019	143,911.13	24,026.50	0.08	61,419.54
137405	2019	2,707.72	0.00	0.00	0.00
137407	2019	0.00	0.00	0.00	0.00
138920	2019	0.00	0.00	0.00	0.00
139010	2019	646,365.64	0.00	0.00	157,930.53
139020	2019	0.00	0.00	0.00	0.00
139110	2019	189,917.61	0.00	0.00	0.00
139120	2019	4,962,328.48	0.00	0.00	0.00
139130	2019	0.00	0.00	0.00	0.00
139131	2019	1,194,841.37	0.00	0.00	0.00
139200	2019	81,182.09	0.00	22,178.75	265.65
139210	2019	0.00	0.00	0.00	0.00
139300	2019	50,376.01	0.00	0.00	0.00
139400	2019	218,550.77	0.00	0.00	0.00
139500	2019	0.00	0.00	0.00	0.00
139600	2019	0.00	0.00	0.00	0.00
139610	2019	24,822.74	0.00	12,553.35	150.36
139620	2019	3,705.14	0.00	0.00	(9,695.36)
139700	2019	515,792.17	0.00	0.00	6,525.82
139710	2019	166,647.27	0.00	0.00	0.00
139720	2019	0.00	0.00	0.00	0.00
139800	2019	0.00	0.00	0.00	0.00
130100	2020	-	-	-	-
130200	2020	-	-	-	-
130300	2020	3,820,085.52	-	-	-
130310	2020	-	-	-	-
131020	2020	-	-	-	-
131100	2020	85,424.86	-	-	14,282.92
131200	2020	17,253,849.89	-	13,968.00	3,150,349.33
131400	2020	1,779,311.85	-	-	597,016.51
131500	2020	420,031.44	-	-	48,233.37
131600	2020	106,599.01	-	-	493.09
131707	2020	542,275.10	-	-	-
131708	2020	43,913,603.41	-	-	-
133010	2020	-	-	-	-
133100	2020	-	-	-	-
133200	2020	-	-	-	-
133300	2020	-	-	-	-
133400	2020	-	-	-	-
133500	2020	-	-	-	-
133600	2020	-	-	-	-
133707	2020	-	-	-	-
134010	2020	-	-	-	-
134020	2020	-	-	-	-
134100	2020	-	-	-	-
134200	2020	48,430.58	-	-	-
134300	2020	213,122.44	-	-	199,896.14

Attachment to Response to DOD-FEA-1 Question No. 14

Kentucky Utilities Company
Salvage & Cost of Removal Study 1964 - Q1 2020

Page 1227 of 2358

Garrett/Spanos

Acct	Year	Retirements	Reimbursements	Gross Salvage	Cost of Removal
134400	2020	-	-	-	-
134500	2020	-	-	-	-
134501	2020	-	-	-	-
134600	2020	-	-	-	-
134707	2020	-	-	-	-
135010	2020	-	-	-	-
135020	2020	-	-	-	-
135210	2020	8,718.47	-	-	14,923.97
135220	2020	-	-	-	-
135310	2020	58,829.96	-	-	96,241.94
135311	2020	-	-	-	-
135320	2020	-	-	-	-
135400	2020	-	-	-	-
135500	2020	181,277.04	-	154.98	423,166.69
135600	2020	17,708.09	-	-	77,482.12
135700	2020	-	-	-	-
135800	2020	-	-	-	-
135915	2020	-	-	-	-
135917	2020	-	-	-	-
136010	2020	-	-	-	-
136020	2020	-	-	-	-
136100	2020	-	-	-	-
136200	2020	447,416.98	-	3,303.88	127,043.62
136400	2020	317,026.05	2.07	21,492.65	173,606.04
136500	2020	4,150,516.82	6.89	83,626.37	757,223.10
136600	2020	-	-	-	-
136700	2020	238,289.29	0.32	7,585.17	100,213.18
136800	2020	1,514.84	-	1,771.57	-
136900	2020	-	-	-	-
137000	2020	-	-	-	-
137001	2020	-	-	-	-
137011	2020	-	-	-	-
137020	2020	65,232.74	161,931.00	-	-
137100	2020	-	-	-	-
137101	2020	-	-	-	-
137300	2020	2,012,028.57	94.34	476.46	308,441.28
137405	2020	1,584.35	-	-	-
137407	2020	-	-	-	-
138920	2020	254,565.12	-	-	(388,387.15)
139010	2020	69,459.33	-	-	139,452.58
139020	2020	-	-	-	-
139110	2020	46,755.50	-	-	-
139120	2020	2,657,626.73	-	-	-
139130	2020	-	-	-	-
139131	2020	21,932.55	-	-	-
139200	2020	-	-	-	-
139210	2020	27,247.29	-	-	-
139300	2020	-	-	-	-
139400	2020	1,257.09	-	-	-
139500	2020	-	-	-	-
139600	2020	-	-	-	-
139610	2020	-	-	-	-
139620	2020	-	-	-	-
139700	2020	-	-	-	-
139710	2020	-	-	-	-

Attachment to Response to DOD-FEA-1 Question No. 14

Kentucky Utilities Company
Salvage & Cost of Removal Study 1964 - Q1 2020

Acct	Year	Retirements	Reimbursements	Gross Salvage	Cost of Removal
139720	2020	-	-	-	-
139800	2020	-	-	-	-
	2019	78,761,720.91	162,034.62	132,379.08	5,839,678.73
		78,761,720.91	162,034.62	132,379.08	5,839,678.73
		0.00	0.00	0.00	0.00

KENTUCKY UTILITIES COMPANY
SUMMARY OF UTILITY PLANT - REGULATORY ACCOUNTING
MARCH 2020

	Beginning Balance	Additions	Retirements	Transfers/ Adjustments	Net Additions	Ending Balance
101 UTILITY PLANT IN SERVICE						
Electric						
Electric Distribution	1,925,480,616.43	24,237,994.04	(7,233,609.64)	2,552.30	17,006,936.70	1,942,487,553.13
Electric General Plant	210,699,995.94	1,695,469.43	(3,078,843.61)	129,404.01	(1,253,970.17)	209,446,025.77
Electric Hydro Production	42,664,249.83	-	-	-	-	42,664,249.83
Electric Intangible Plant	80,060,839.04	2,274,254.90	(3,820,085.52)	-	(1,545,830.62)	78,515,008.42
Electric Other Production	1,025,529,050.61	544,678.81	(261,553.02)	-	283,125.79	1,025,812,176.40
Electric Steam Production	5,056,661,011.71	45,939,523.72	(64,101,095.56)	17,711,264.93	(450,306.91)	5,056,210,704.80
Electric Transmission	1,007,646,634.12	13,972,337.37	(266,533.56)	-	13,705,803.81	1,021,352,437.93
Total 101 Accounts	9,348,742,397.68	88,664,258.27	(78,761,720.91)	17,843,221.24	27,745,758.60	9,376,488,156.28
102 ELECTRIC PLANT PURCHASED OR SOLD						
Electric						
Electric General Plant	-	-	-	-	-	-
Electric Steam	-	-	-	-	-	-
Total 102001	-	-	-	-	-	-
105 PLANT HELD FOR FUTURE USE						
Electric						
Electric Distribution	1,495,104.36	-	-	-	-	1,495,104.36
Electric Other Production	309,540.85	-	-	-	-	309,540.85
Electric Steam Production	-	-	-	-	-	-
Electric General Plant	131,956.31	-	-	(131,956.31)	(131,956.31)	-
Total 105001	1,936,601.52	-	-	(131,956.31)	(131,956.31)	1,804,645.21
106 COMPLETED CONSTRUCTION NOT CLASSIFIED						
Electric						
Electric Distribution	120,086,014.90	3,484,840.47	-	-	3,484,840.47	123,570,855.37
Electric General Plant	16,278,539.39	(449,004.54)	-	-	(449,004.54)	15,829,534.85
Electric Hydro Production	1,201,404.24	(5,740.95)	-	-	(5,740.95)	1,195,663.29
Electric Intangible Plant	6,336,951.22	4,331,293.08	-	-	4,331,293.08	10,668,244.30
Electric Other Production	20,811,100.27	238,792.85	-	-	238,792.85	21,049,893.12
Electric Steam Production	205,503,487.23	582,011.46	-	-	582,011.46	206,085,498.69
Electric Transmission	131,471,421.76	5,892,128.02	-	-	5,892,128.02	137,363,549.78
Total 106 Accounts	501,688,919.01	14,074,320.39	-	-	14,074,320.39	515,763,239.40

KENTUCKY UTILITIES COMPANY
SUMMARY OF UTILITY PLANT - REGULATORY ACCOUNTING
MARCH 2020

	Beginning Balance	Additions	Retirements	Transfers/ Adjustments	Net Additions	Ending Balance
121	NONUTILITY PROPERTY					
	Common					
	Non Utility Property					
	657,564.21	-	-	-	-	657,564.21
	Total 121001					
	657,564.21	-	-	-	-	657,564.21
107	CONSTRUCTION WORK IN PROGRESS					
	Electric					
	495,780,053.53	26,149,205.35	-	-	26,149,205.35	521,929,258.88
	-	308,321.38	-	-	308,321.38	308,321.38
	495,780,053.53	26,457,526.73	-	-	26,457,526.73	522,237,580.26
	Total 107					
	495,780,053.53	26,457,526.73	-	-	26,457,526.73	522,237,580.26
	Total Plant (Non-CWIP)					
	9,853,025,482.42	102,738,578.66	(78,761,720.91)	17,711,264.93	41,688,122.68	9,894,713,605.10
	Total Plant + CWIP					
	10,348,805,535.95	129,196,105.39	(78,761,720.91)	17,711,264.93	68,145,649.41	10,416,951,185.36
	Total Plant + CWIP - Non Utility (BS)					
	10,348,147,971.74	129,196,105.39	(78,761,720.91)	17,711,264.93	68,145,649.41	10,416,293,621.15

KENTUCKY UTILITIES COMPANY
SUMMARY OF UTILITY PLANT - REGULATORY ACCOUNTING
MARCH 2020

	Beginning Balance	Accruals	Retirements	Transfers/ Adjustments	ARO Settlements	RWIP Transfers Out	Cost of Removal	Salvage	Other Credits	Ending Balance
LIFE RESERVE										
Electric Distribution	(535,182,230.55)	(8,154,719.05)	7,232,025.29	-	-	-	-	-	-	(536,104,924.31)
Electric Distribution - ARO	(128,566.38)	(3,429.46)	1,584.35	-	-	-	-	-	-	(130,411.49)
Electric General Plant	(78,521,619.19)	(3,368,292.25)	3,078,843.61	(22,796.36)	-	-	-	-	-	(78,833,864.19)
Electric Hydro Production	(15,741,765.37)	(314,658.30)	-	-	-	-	-	-	-	(16,056,423.67)
Electric Hydro Production - ARO	(73,366.27)	(4,472.04)	-	-	-	-	-	-	-	(77,838.31)
Electric Other Production	(371,784,212.80)	(9,862,034.67)	261,553.02	-	-	-	-	-	-	(381,384,694.45)
Electric Other Production - ARO	(93,676.46)	(5,037.36)	-	-	-	-	-	-	-	(98,713.82)
Electric Steam Production	(1,652,550,924.27)	(43,514,437.65)	19,645,217.05	-	-	-	-	-	-	(1,676,420,144.87)
Electric Steam Production - ARO	(142,364,374.95)	(3,278,123.54)	44,455,878.51	-	-	-	-	-	-	(101,186,619.98)
Electric Transmission	(256,239,733.64)	(4,494,410.52)	266,533.56	-	-	-	-	-	-	(260,467,610.60)
Electric Transmission - ARO	(106,543.13)	(1,842.27)	-	-	-	-	-	-	-	(108,385.40)
Non Utility Property	-	-	-	-	-	-	-	-	-	-
	(3,052,787,013.01)	(73,001,457.11)	74,941,635.39	(22,796.36)	-	-	-	-	-	(3,050,869,631.09)
COST OF REMOVAL										
Electric Distribution	(233,597,169.72)	(1,526,060.24)	-	-	-	-	1,466,527.22	-	(162,034.62)	(233,818,737.36)
Electric General Plant	4,451.27	(62,798.66)	-	388,387.15	-	-	(248,934.57)	-	-	81,105.19
Electric Hydro Production	322,031.32	(10,953.77)	-	-	-	-	-	-	-	311,077.55
Electric Other Production	(14,358,265.31)	(932,472.63)	-	-	-	-	199,896.14	-	-	(15,090,841.80)
Electric Steam Production	(147,403,142.98)	(4,653,889.28)	-	-	-	-	3,810,375.22	-	-	(148,246,657.04)
Electric Transmission	(136,259,195.27)	(2,593,327.92)	-	-	-	-	611,814.72	-	-	(138,240,708.47)
Non Utility Property	-	-	-	-	-	-	-	-	-	-
	(531,291,290.69)	(9,779,502.50)	-	388,387.15	-	-	5,839,678.73	-	(162,034.62)	(535,004,761.93)
SALVAGE										
Electric Distribution	54,541,817.31	211,371.90	-	-	-	-	-	(118,256.10)	-	54,634,933.11
Electric General Plant	49,954.23	-	-	-	-	-	-	-	-	49,954.23
Electric Hydro Production	61,310.05	1,404.66	-	-	-	-	-	-	-	62,714.71
Electric Other Production	2,438,317.38	85,629.62	-	-	-	-	-	-	-	2,523,947.00
Electric Steam Production	40,466,240.53	1,218,657.62	-	-	-	-	-	(13,968.00)	-	41,670,930.15
Electric Transmission	26,905,165.55	320,353.21	-	-	-	-	-	(154.98)	-	27,225,363.78
Non Utility Property	-	-	-	-	-	-	-	-	-	-
	124,462,805.05	1,837,417.01	-	-	-	-	-	(132,379.08)	-	126,167,842.98
TOTAL RESERVES										
Electric Distribution	(714,237,582.96)	(9,469,407.39)	7,232,025.29	-	-	-	1,466,527.22	(118,256.10)	(162,034.62)	(715,288,728.56)
Electric Distribution - ARO	(128,566.38)	(3,429.46)	1,584.35	-	-	-	-	-	-	(130,411.49)
Electric General Plant	(78,467,213.69)	(3,431,090.91)	3,078,843.61	365,590.79	-	-	(248,934.57)	-	-	(78,702,804.77)
Electric Hydro Production	(15,358,424.00)	(324,207.41)	-	-	-	-	-	-	-	(15,682,631.41)
Electric Hydro Production - ARO	(73,366.27)	(4,472.04)	-	-	-	-	-	-	-	(77,838.31)
Electric Other Production	(383,704,160.73)	(10,708,877.68)	261,553.02	-	-	-	199,896.14	-	-	(393,951,589.25)
Electric Other Production - ARO	(93,676.46)	(5,037.36)	-	-	-	-	-	-	-	(98,713.82)
Electric Steam Production	(1,759,487,826.72)	(46,949,669.31)	19,645,217.05	-	-	-	3,810,375.22	(13,968.00)	-	(1,782,995,871.76)
Electric Steam Production - ARO	(142,364,374.95)	(3,278,123.54)	44,455,878.51	-	-	-	-	-	-	(101,186,619.98)
Electric Transmission	(365,593,763.36)	(6,767,385.23)	266,533.56	-	-	-	611,814.72	(154.98)	-	(371,482,955.29)
Electric Transmission - ARO	(106,543.13)	(1,842.27)	-	-	-	-	-	-	-	(108,385.40)
Non Utility Property	-	-	-	-	-	-	-	-	-	-
	(3,459,615,498.65)	(80,943,542.60)	74,941,635.39	365,590.79	-	-	5,839,678.73	(132,379.08)	(162,034.62)	(3,459,706,550.04)
RETIREMENT WORK IN PROGRESS										
Electric	33,465,347.81	-	-	-	-	(5,545,265.03)	9,164,505.33	(161,189.43)	(228,759.60)	36,694,639.08
	33,465,347.81	-	-	-	-	(5,545,265.03)	9,164,505.33	(161,189.43)	(228,759.60)	36,694,639.08
YTD ACTIVITY	(3,426,150,150.84)	(80,943,542.60)	74,941,635.39	365,590.79	-	(5,545,265.03)	15,004,184.06	(293,568.51)	(390,794.22)	(3,423,011,910.96)
AMORTIZATION										
Electric	(38,189,739.67)	(4,067,578.43)	3,820,085.52	-	-	-	-	-	-	(38,437,232.58)
	(38,189,739.67)	(4,067,578.43)	3,820,085.52	-	-	-	-	-	-	(38,437,232.58)
Depreciation & Amortization Total	(3,464,339,890.51)	(85,011,121.03)	78,761,720.91	365,590.79	-	(5,545,265.03)	15,004,184.06	(293,568.51)	(390,794.22)	(3,461,449,143.54)
Utility Plant at Original Cost Less Reserve for Depreciation & Amortization (Excl nonutility)	6,883,808,081.23									6,954,844,477.61

KENTUCKY UTILITIES COMPANY
RWIP BY G/L ACCOUNT - REGULATORY ACCOUNTING
MARCH 2020

	<u>Beginning Balance</u>	<u>Accruals</u>	<u>Retirements</u>	<u>Transfers/ Adjustments</u>	<u>ARO Settlements</u>	<u>RWIP Transfers Out</u>	<u>Cost of Removal</u>	<u>Salvage</u>	<u>Other Credits</u>	<u>Ending Balance</u>
RETIREMENT WORK IN PROGRESS										
Electric	33,465,347.81	-	-	-	-	(5,545,265.03)	9,164,505.33	(161,189.43)	(228,759.60)	36,694,639.08
	<u>33,465,347.81</u>	<u>-</u>	<u>-</u>	<u>-</u>	<u>-</u>	<u>(5,545,265.03)</u>	<u>9,164,505.33</u>	<u>(161,189.43)</u>	<u>(228,759.60)</u>	<u>36,694,639.08</u>
RWIP ACCOUNT 108099										
Electric	-	-	-	-	-	-	-	-	-	-
	<u>-</u>	<u>-</u>	<u>-</u>	<u>-</u>	<u>-</u>	<u>-</u>	<u>-</u>	<u>-</u>	<u>-</u>	<u>-</u>
RWIP ACCOUNT 108799										
Electric	512,449.84	-	-	-	-	(6,037.80)	194,130.03	-	-	700,542.07
	<u>512,449.84</u>	<u>-</u>	<u>-</u>	<u>-</u>	<u>-</u>	<u>(6,037.80)</u>	<u>194,130.03</u>	<u>-</u>	<u>-</u>	<u>700,542.07</u>
RWIP ACCOUNT 108901										
Electric	32,952,897.97	-	-	-	-	(5,539,227.23)	8,970,375.30	(161,189.43)	(228,759.60)	35,994,097.01
	<u>32,952,897.97</u>	<u>-</u>	<u>-</u>	<u>-</u>	<u>-</u>	<u>(5,539,227.23)</u>	<u>8,970,375.30</u>	<u>(161,189.43)</u>	<u>(228,759.60)</u>	<u>35,994,097.01</u>
TOTAL RWIP										
Electric	33,465,347.81	-	-	-	-	(5,545,265.03)	9,164,505.33	(161,189.43)	(228,759.60)	36,694,639.08
	<u>33,465,347.81</u>	<u>-</u>	<u>-</u>	<u>-</u>	<u>-</u>	<u>(5,545,265.03)</u>	<u>9,164,505.33</u>	<u>(161,189.43)</u>	<u>(228,759.60)</u>	<u>36,694,639.08</u>
			VARIANCE	-	-	-	-	-	-	-

Case Nos. 2020-00349 and 2020-00350
Attachment to Response to DOD-FEA-1 Question No. 14
Page 1237 of 2358
Garrett/Spanos

																				[REDACTED]						
	Jan-2020	Jan-2020 (2)	Feb-2020	March-2020	March-2020	Transfers/ Adjustments	Transfers/ Adjustments	Transfers/ Adjustments	Transfers/ Adjustments	Transfers/ Adjustments	Transfers/ Adjustments	Transfers/ Adjustments	Transfers/ Adjustments	Transfers/ Adjustments	Transfers/ Adjustments	Transfers/ Adjustments	Transfers/ Adjustments	Transfers/ Adjustments	Transfers/ Adjustments	Ending Balance	Total Additions	Total Adjustments	Total Transfers	Total NA	Summary Total	Check
Electric:	-	-	-	-	-	-	-	-	-	-	-	-	-	-	-	-	-	-	-	-	-	-	-	-	-	-
YTD ACTIVITY	-	365,590.79	-	-	-	-	-	-	-	-	-	-	-	-	-	-	-	-	-	-	-	-	-	-	-	365,590.79
AMORTIZATION																										
Electric:	-	-	-	-	-	-	-	-	-	-	-	-	-	-	-	-	-	-	-	-	-	-	-	-	-	-
Depreciation & Amortization Total	-	365,590.79	-	-	-	-	-	-	-	-	-	-	-	-	-	-	-	-	-	-	-	-	-	-	-	365,590.79
Jan-2020	Transfer between plant accounts																									
Jan-2020 (2)	Land Retirement																									
Jan-2020	Transfer between GL accounts																									
Feb-2020	Transfer Land to account 103 as construction has started on new service center																									
March-2020	ATCO Revaluation of Ghent Ash Pond																									
March-2020	Land Retirement																									

KENTUCKY UTILITIES COMPANY
 DETAIL OF TRANSFERS - REGULATORY ACCOUNTING - TENNESSEE
 MARCH 2020

Addition
 Adjustment
 Transfer
 N/A

FERC FORM 1 COLUMN CLASSIFICATION:	Jan-2020 Transfers/ Adjustments	Transfers/ Adjustments	Transfers/ Adjustments	Transfers/ Adjustments	Transfers/ Adjustments	Transfers/ Adjustments	Transfers/ Adjustments	Ending Balance	Total Additions	Total Adjustments	Total Transfers	Total N/A	Summary Total	Check
101 UTILITY PLANT IN SERVICE	Transfer													
Electric														
Electric Distribution														
E360.10-Land Rights	-	-	-	-	-	-	-	-	-	-	-	-	-	-
E360.20-Land	-	-	-	-	-	-	-	-	-	-	-	-	-	-
E361.00-Structures and Improvements	-	-	-	-	-	-	-	-	-	-	-	-	-	-
E362.00-Station Equipment	-	-	-	-	-	-	-	-	-	-	-	-	-	-
E364.00-Poles, Towers, and Fixtures	-	-	-	-	-	-	-	-	-	-	-	-	-	-
E365.00-OH Conductors and Devices	833.65	-	-	-	-	-	-	833.65	-	-	833.65	-	833.65	-
E366.00-Underground Conduit	-	-	-	-	-	-	-	-	-	-	-	-	-	-
E367.00-UG Conductors and Devices	-	-	-	-	-	-	-	-	-	-	-	-	-	-
E368.00-Line Transformers	(833.65)	-	-	-	-	-	-	(833.65)	-	-	(833.65)	-	(833.65)	-
E369.00-Services	-	-	-	-	-	-	-	-	-	-	-	-	-	-
E370.00-Meters	-	-	-	-	-	-	-	-	-	-	-	-	-	-
E370.20-Meters CT and PT	-	-	-	-	-	-	-	-	-	-	-	-	-	-
E371.00-Install on Customer Premise	-	-	-	-	-	-	-	-	-	-	-	-	-	-
E373.00-Street Lighting / Signal Sy	-	-	-	-	-	-	-	-	-	-	-	-	-	-
E374.05-ARO Cost Elec Dist (L/B)	-	-	-	-	-	-	-	-	-	-	-	-	-	-
E374.07-ARO Cost Elec Dist (Ecp)	-	-	-	-	-	-	-	-	-	-	-	-	-	-
Total Distribution 101	-	-	-	-	-	-	-	-	-	-	-	-	-	-
Electric General Plant														
E389.20-Land	-	-	-	-	-	-	-	-	-	-	-	-	-	-
E390.10-Structures and Improvements	-	-	-	-	-	-	-	-	-	-	-	-	-	-
E390.20-Improvements to Leased Property	-	-	-	-	-	-	-	-	-	-	-	-	-	-
E391.10-Office Equipment	-	-	-	-	-	-	-	-	-	-	-	-	-	-
E391.20-Non PC Computer Equipment	-	-	-	-	-	-	-	-	-	-	-	-	-	-
E391.30-Cash Processing Equipment	-	-	-	-	-	-	-	-	-	-	-	-	-	-
E391.31-Personal Computers	-	-	-	-	-	-	-	-	-	-	-	-	-	-
E392.00-Cars and Light Trucks	-	-	-	-	-	-	-	-	-	-	-	-	-	-
E393.00-Stores Equipment	-	-	-	-	-	-	-	-	-	-	-	-	-	-
E394.00-Tools, Shop, and Garage Equ	-	-	-	-	-	-	-	-	-	-	-	-	-	-
E395.00-Laboratory Equipment	-	-	-	-	-	-	-	-	-	-	-	-	-	-
E396.00-Power Operated Equipment	-	-	-	-	-	-	-	-	-	-	-	-	-	-
E396.10-Power Op Equip-Gen Mach	-	-	-	-	-	-	-	-	-	-	-	-	-	-
E396.20-Power Op Equip-Other	-	-	-	-	-	-	-	-	-	-	-	-	-	-
E397.00-Comm Equip Microwave	-	-	-	-	-	-	-	-	-	-	-	-	-	-
E397.10-Comm Equip General	-	-	-	-	-	-	-	-	-	-	-	-	-	-
E397.20-DSM Communication Equipment	-	-	-	-	-	-	-	-	-	-	-	-	-	-
E398.00-Miscellaneous Equipment	-	-	-	-	-	-	-	-	-	-	-	-	-	-
Total General Plant 101	-	-	-	-	-	-	-	-	-	-	-	-	-	-
Electric Intangible Plant														
E301.00-Organization	-	-	-	-	-	-	-	-	-	-	-	-	-	-
E302.00-Franchises and Consents	-	-	-	-	-	-	-	-	-	-	-	-	-	-
E303.00-Misc Intangible Plant	-	-	-	-	-	-	-	-	-	-	-	-	-	-
E303.10-CCS Software	-	-	-	-	-	-	-	-	-	-	-	-	-	-
Total Intangible 101	-	-	-	-	-	-	-	-	-	-	-	-	-	-
Electric Transmission														
E350.10-Land Rights	-	-	-	-	-	-	-	-	-	-	-	-	-	-
E350.20-Land	-	-	-	-	-	-	-	-	-	-	-	-	-	-
E352.10-Struct & Imp-Non Sys Contro	-	-	-	-	-	-	-	-	-	-	-	-	-	-
E352.20-Struct & Imp-Sys Control/Co	-	-	-	-	-	-	-	-	-	-	-	-	-	-
E353.10-Station Equipment - Non Sys	-	-	-	-	-	-	-	-	-	-	-	-	-	-
E353.11-AROP Station Equip Non Sys	-	-	-	-	-	-	-	-	-	-	-	-	-	-
E353.20-Station Equip-Sys Control	-	-	-	-	-	-	-	-	-	-	-	-	-	-
E354.00-Towers and Fixtures	-	-	-	-	-	-	-	-	-	-	-	-	-	-
E355.00-Poles and Fixtures	-	-	-	-	-	-	-	-	-	-	-	-	-	-
E356.00-OH Conductors and Devices	-	-	-	-	-	-	-	-	-	-	-	-	-	-
E357.00-Underground Conduit	-	-	-	-	-	-	-	-	-	-	-	-	-	-
E358.00-UG Conductors and Devices	-	-	-	-	-	-	-	-	-	-	-	-	-	-
E359.15-ARO Cost Transm (L/B)	-	-	-	-	-	-	-	-	-	-	-	-	-	-
E359.17-ARO Cost Transm (Ecp)	-	-	-	-	-	-	-	-	-	-	-	-	-	-
Total Transmission 101	-	-	-	-	-	-	-	-	-	-	-	-	-	-
Total 101 Accounts	-	-	-	-	-	-	-	-	-	-	-	-	-	-
Electric														
Electric Distribution														
E361.00-Structures and Improvements	-	-	-	-	-	-	-	-	-	-	-	-	-	-
E362.00-Station Equipment	-	-	-	-	-	-	-	-	-	-	-	-	-	-
E364.00-Poles, Towers, and Fixtures	-	-	-	-	-	-	-	-	-	-	-	-	-	-
E365.00-OH Conductors and Devices	-	-	-	-	-	-	-	-	-	-	-	-	-	-
E366.00-Underground Conduit	-	-	-	-	-	-	-	-	-	-	-	-	-	-
E367.00-UG Conductors and Devices	-	-	-	-	-	-	-	-	-	-	-	-	-	-
E368.00-Line Transformers	-	-	-	-	-	-	-	-	-	-	-	-	-	-
E369.00-Services	-	-	-	-	-	-	-	-	-	-	-	-	-	-
E373.00-Street Lighting / Signal Sy	-	-	-	-	-	-	-	-	-	-	-	-	-	-
Total Distribution 106	-	-	-	-	-	-	-	-	-	-	-	-	-	-
Electric General Plant														
E390.10-Structures and Improvements	-	-	-	-	-	-	-	-	-	-	-	-	-	-
E394.00-Tools, Shop, and Garage Equ	-	-	-	-	-	-	-	-	-	-	-	-	-	-
E396.00-Power Operated Equipment	-	-	-	-	-	-	-	-	-	-	-	-	-	-
E397.00-Comm Equip Microwave	-	-	-	-	-	-	-	-	-	-	-	-	-	-
E397.10-Comm Equip General	-	-	-	-	-	-	-	-	-	-	-	-	-	-
Total General Plant 106	-	-	-	-	-	-	-	-	-	-	-	-	-	-
Electric Transmission														
E352.10-Struct & Imp-Non Sys Contro	-	-	-	-	-	-	-	-	-	-	-	-	-	-
E353.10-Station Equipment - Non Sys	-	-	-	-	-	-	-	-	-	-	-	-	-	-
E356.00-OH Conductors and Devices	-	-	-	-	-	-	-	-	-	-	-	-	-	-
Total Transmission 106	-	-	-	-	-	-	-	-	-	-	-	-	-	-
Total 106 Accounts	-	-	-	-	-	-	-	-	-	-	-	-	-	-
Net Transfers	-	-	-	-	-	-	-	-	-	-	-	-	-	-

Jan-2020 Transfer between plant accounts

KENTUCKY UTILITIES COMPANY
Land and Vehicle Retirements

		<u>Land Cost</u> <u>Vehicles NBV</u>	<u>Unplanned</u> <u>Depreciation</u>	<u>RWIP</u>	<u>(Gain)/Loss</u>	<u>Actual Cash</u> <u>Received</u>	<u>Booked</u> <u>to GL (Y/N)</u>
159404	Lexington Parking Lot Land Sale	22,796.36		(388,387.15)	(365,590.79)	387,000.00	Y
		<u>22,796.36</u>	<u>-</u>	<u>(388,387.15)</u>	<u>(365,590.79)</u>		
	Grand Total	<u><u>22,796.36</u></u>	<u><u>-</u></u>	<u><u>(388,387.15)</u></u>	<u><u>(365,590.79)</u></u>		

Amounts in the cost column for land/vehicles represents the undepreciated balance on the vehicles.

KENTUCKY UTILITIES COMPANY
CWIP SPEND - YTD - REGULATORY ACCOUNTING
MARCH 2020

<u>Project Number</u>	<u>Project Description</u>	<u>CWIP Spend</u>
00013FACK	KUGO REPLACE SEALANT & MASONRY	163,882.68
00023FACK	SOMERSET BO - RESTROOM UPDATES	(13,868.00)
00066FACK	BOC DCC SPACE CONVERSION KU	40,053.07
00067FACK	BOC ANNEX KU	300,518.58
00072FACK	CALL CENTER RENO BOC 3 KU	211.57
00076FACK	KUGO Condensers Replace	598,359.15
00080FACK	Stone Rd Sprinkler system	319.01
00084FACK	Limestone Office remodel 2019	6,641.21
00093FACK	Big Stone Gap Sub/SR	55,469.55
00095FACK	London SR Fence	426.62
00104FACK	Earlington Shop Expansion	14,872.42
00105FACK	KUGO Floor 1, 2 Remodel KU	307,869.09
00107FACK	BOC ROOM 201 RENO - KU	3,581.52
00124FACK	Danville Train Bldg RR & Light	2,257.53
117150	Trimble County 2 KU	-
117362	Accrued Labor - KU	22,288.59
119903	Clear A&G 12/04	879,852.19
120756	Misc. A/R Uncollect - KU Cap	387.37
123906	BRCT6 C Inspection	4,608.53
126302	GH4 Air Htr Exp Joint Repl	88,812.03
130756	N1DT Middlesboro Area Sub	241,687.20
131978	GH1 Reheat Pend Assy Repl	2,025,180.12
132002KU	TCCT HGP Insp Unit 7 KU	(167,949.34)
133638	EFFLUENT WATER STUDY - BR	1.30
133641	EFFLUENT WATER STUDY-GH	115,657.76
133683	EFFLUENT WATER STUDY-TC KU	45,605.57
133964	BR3 BMS Repl-Upgrade	3,430.18
134256	DSP VERSAILLES SUB	19,747.18
135102	BR3 PJFF Bag Replacement 2020	5,266.45
135116	BR FGD 0-1 Recycle Pump Rbld	7,063.77
135282	GH3 PJFF BC 20	15,740.92
135284	GH4 PJFF Bag Replacement 19	8,922.25
135911	DLC - KU	1,107.91
137100	GH1 Controls Syst Upgrade 2019	(19,228.19)
137104	GH3&4 Coal Hand Relay Repl	(7,819.62)
137165	BR3 Field Ground Detector	718.70
137244	GH4 Upper Econ Repl	646,650.00
137417	GH2 T & B AH Basket Repl 2019	(139.61)
137474	GH4 Primary SH Repl	908,667.03
137585KU	TC2 KU DCS UPGRADE	(90,025.00)
138168	DSP PAYNES MILL SUB PROJ	446,079.02
138842	Grn Rvr Pint-Hllsd 69kV Relo	41.34
139696	LEX UNDRGD-PHASE 1	673,347.24
139958	CR MLRSBRG-MRPHYVL	33,915.02
140014KU	TC CT KU DCS UPG	(17,490.00)
140096	SIMP CC V_WALL RPLC-KU-2020	44,074.92
140199	GH4 Furnace Wall Metal Overlay	375,597.98
140202	GH Stacker Reclaimer Recert	11,963.93
140216	GH2 HP-IP Bucket Repl 19	1,644.25
140217	GH2 Turb Packing Repl	1,232,870.12
140218	GH2 HP Inlet Snout Rings Repl	972.22
141389	KU FURNITURE PROJ	(1,888.42)
142770	BR3-2 BFPT Blade Repl	1,254.96
142GH	GH1 High Pressure F&G HtrCntrl	80,862.44
144070	TEP-MOT-ETOWN-ETOWN#2	2.40
144108	TEP-9.0MVA,69kVCap-Paint Lick	627,764.42
144116	Lynch Control House	333,719.60
144302	GH2 4kv Switchgear	14,949.61

KENTUCKY UTILITIES COMPANY
CWIP SPEND - YTD - REGULATORY ACCOUNTING
MARCH 2020

<u>Project Number</u>	<u>Project Description</u>	<u>CWIP Spend</u>
144312	GH1 SH Pendant Platens	284,578.00
144365	GH CCR Pipe Conveyor Belt	53,967.36
144426	BR Vehicle Repl 2019	(0.08)
144456	BR Crusher House Vac System	2,926.77
144494KU	GS GE PDM IOTec Repl KU	935.30
144541	BRCT Gas Pipeline Relocation	126,991.94
144542 KU	CR7 NGCC HGP KU (2020)	14,960,167.56
144722	BR3 HP-IP Blading	(15,364.89)
144725	BR3 HP-IP Seals	(18,923.21)
144727	BR3 HP Inlet Bell Seals	(13,720.39)
145405	Adv Meter Sys KU 2015	20,753.41
145803	TEP-CR-CLAY VLG TP-SHBVLL E	960,578.25
146434	DX Dam Parapet Wall	646.74
146868	KEN AMERICA RELOCATION	37.92
147343	GH1 Econ Inlet Header Repl	1,225,321.96
147470KU	TC C COAL MTR SPARE	11,035.73
147494	REL Paint Lick Switch	12.44
147496	REL McKee Road Switch	934.71
147498	REL Bardstown Ind Switch	34.74
147499	REL Four Mile Switch	9.93
147502	REL Bens Branch Switch	1,464.02
147503	REL Nelson Switch	(12,662.15)
147504	REL Madisonville North MOS	180,522.90
147506	REL Woodlawn Switch MOS	103,893.65
147508	REL Corbin East MOS	1,788.56
147509	REL Taylorsville MOS	65,361.25
147511	REL Manitou Switch	10,153.29
147512	REL Nicholasville MOS	149,351.10
147528	REL Christian 458 Switch	183,317.79
147529	REL Diamond Switch	236,914.60
147531	REL Picadome Switch	(6,355.80)
147734	FULL UPGRD EMS SWARE-KU-2020	90,536.62
147894	BR All Terrain Forklift	27,809.71
147896	BR Skid Loader	11,959.00
147904	BR1 Main Xfmr Bushing Repl	5,772.89
147950	BRCT8 C Insp & Parts Recond	15,279.80
147993	BR 0-1 Gyp Dewat Vac Pump Rblnd	2,692.91
148006	BR3 BFPT Electronic Ovspd Cntr	6,239.21
148096 KU	CR7 NGCC STG KU 2020	622,789.88
148823	Earlington No-GRS 69kV Rblnd	2,917,199.06
148851	CR Mrgnflnd-Ovrlnnd No 69kV Rblnd	(7,062.30)
148854	SR Morganfield-Nebo 69kV	245,959.84
148892	N1DT STONEWALL 2 SUB	100.87
148905	SCM2018 KU LEGACY RELAY REPL	223.08
149991	BUILDING - KEVIL KY	200,244.17
149992	BUILDING - NORTON VA	(37,853.99)
150015KU	TC2 KU BURNER B,E ROWS	-
150059KU	TC KU UPG COAL HAND SAMP	23,292.43
150064KU	TC2 KU TILE & FLIGHT REPL	7,657.12
150221	KU Ky Wired Reimbursable	(4,452.03)
151006KU	TC2 NOX SHELTER-	(10,701.19)
151120	TC CCRT FA KU	64,037.87
151121	TC CCRT G KU	20,407.27
151122	TC CCRT TRANS KU	640,710.62
151123	TC CCRT LANDFILL KU	456,717.07
151354	GH 4-3 Pulv Gearbox	(21,313.00)
151366	GH3 Furnace Wall Metal Ovrly18	19.03
151439	GH4 Pulv Cold Air Dampers Repl	41,909.86

KENTUCKY UTILITIES COMPANY
CWIP SPEND - YTD - REGULATORY ACCOUNTING
MARCH 2020

<u>Project Number</u>	<u>Project Description</u>	<u>CWIP Spend</u>
151488	SCM2019 DAN REPL LEGACY BRKR	1,734.19
151491	SCM2019 KU LEGACY RELAY REPL	(3,625.81)
151492	SCM2019 LEX REPL SUB BATTERY	4,118.34
151493	SCM2019 LEX LEGACY RTU REPL	5,338.25
151494	SCM2019 LEX REPL LEGACY BRKR	764.32
151503	SCM2019 PINE REPL LEGACY BRKR	2,299.76
151504	SCM2019 KU REPL LTC/REG CNTRL	10,969.82
151508	SCM2019 DAN MISC NESC COMPL	11,183.43
151510	SCM2019 DAN SUB BLD & GRNDS	6,666.36
151511	SCM2019 EARL FAILED BRKR/RECL	52.43
151512	SCM2019 EARL MISC CAPITAL SUB	50,686.16
151514	SCM2019 EARL WILDLIFE PROTECT	1,816.87
151519	SCM2019 KU OIL CONTAINMENT UPG	3,018.13
151522	SCM2019 LEX MISC CAPITAL SUB	5,612.87
151523	SCM2019 LEX MISC NESC COMPL	(8,338.12)
151524	SCM2019 LEX REPL BREAKERS	333.84
151525	SCM2019 LEX REPL BUSHINGS	761.67
151526	SCM2019 LEX REPL REGULATORS	25,273.48
151528	SCM2019 LEX SUB BLDG & GND	3,420.67
151539	SCM2019 PINE FAILED BRKR/RECL	3,483.02
151550	SCM2019 DAN TOOLS & EQUIPMENT	8.65
151608	DSP Versailles Bypass	408,951.76
151812	REL Lemons Mill MOS	2,691.19
151992	BR3 SCR Catalyst - Middle	121,181.05
151998	BR3 Steam Separator Repl	(19,245.70)
152001KU	TC CT KU EX2000 DFE CT10	1,332.11
152005	GH2 Burner Replacement 19	6,414.85
152006KU	TC CT KU EX2000 DFE CT9	693.69
152007KU	TC CT KU LUBE OIL PUMPS	2,563.82
152032KU	TC CT HMI UPGRADE++	6,730.57
152055 KU	CR7 T3K Hardware Refresh KU	264,423.53
152056 KU	PR13 T3K Hardware Refresh KU	9.63
152070KU	TC SHUTT BARGE WINCH UPG	33,380.71
152104KU	TC2 KU LAST STAGE BUCKETS	27,347.82
152207	PBR-Farmers 69kV Brkr Rpl	130,260.23
152377	BR Process Water	1,014,496.45
152379	GH Process Water	3,194,369.45
152385	TC KU Process Water	533,721.44
152665KU	TC2 KU B FD FAN OVERHAUL	148.48
152683KU	TC2 B BFP OVRHAUL	6,893.06
152706	CR Farmers-Spencer Road	2,287,803.42
152770	GH 2-1 BFP Major Ovrhl 19	23,117.95
152771	KU FAILED EQUIP - 2019	(7,368.61)
152779	GH 3-2 BFP Major Ovrhl 19	20,702.37
152801	KU FURNITURE & CHAIRS-2019	32,150.28
152813	SHE Transfer UB E.Ckt 2522	179,475.94
152820	DSP Viley 2 Dist	(7,583.85)
152886	URD Cable KU 2019	224,744.10
152898	BR CCR Rule New Construction	78,004.60
152899	GH CCR Rule New Construction	535,062.34
152941	New Circle Widening Hwy Relo	220.60
153022	REPL FAILED EQUIP LTP-KU	6,239.33
153025	FURN & EQUIP KU 2020	22,600.50
153047KU	TC2 KU FINAL SH REP	134,605.29
153070KU	TC CT KU PEEC BATTERIES	(18,913.01)
153080	REL Newtown MOS Add	1,793.54
153080KU	TC2 SCR CATALYST L1 NEW	307,847.75
153081	REL Waitsboro MOS Add	(3.23)

KENTUCKY UTILITIES COMPANY
CWIP SPEND - YTD - REGULATORY ACCOUNTING
MARCH 2020

<u>Project Number</u>	<u>Project Description</u>	<u>CWIP Spend</u>
153351	PR Adams-Millersburg	(1,382.05)
153458	BR3-2 Condensate Pump Ovhl	6,525.96
153562	DCC ENHANCEMENT KU	468.93
154051	PAR-American Ave GG Rpl	234,899.15
154093	Distribution Auto KU 2017	3,675,531.47
154096	IT Distribution Automation KU	316,743.55
154118	KU Barton Sub Expansion	127,327.67
154178	PR Lake Reba 162-Delvinta	(4,412.67)
154274	PCA-Haefling CC/SSVT Rpl	4,092.96
154504	Barton Distillery Ckt Work	115,372.93
154511	DSP Barton Sub	33,804.16
154585	CR Clay Village-West Frankfort	1,317,672.53
154729KU	TC CBU MOTOR & DRIVE UPGD	(12,600.00)
154831 KU	CR7 UV LIGHTING KU	(5,676.33)
154893	GH4 FGD Amiad Strainer 20	17,260.07
154896	GH 3-2 SO3 Air Comp	45,627.47
154912	GH CY 10k Silo LED Lighting	1,495.80
154922	GH 4 AH and Fan Area LED Light	2,813.58
154923	GH Interior Stack Lighting	2,731.07
154951	GH4 ESP Rebuild 2020	167,860.26
154982	GH1 Final SH Inlet Leg DMW Rpl	982,254.78
154989	GH1 Waterwall panel repl 2020	723,057.85
155002	GH2 Steam Cooled Spacer Repl	(2,906.00)
155017	GH4 Vertical RH Repl	742,399.77
155038	GH4 CCR Valve Replacement 19	(1,444.80)
155070	BR3 Eng Work Station (AW) Upgr	84.32
155090	BR Stack Umbilical Repl	2,288.54
155091	BR FGD Umbilical Repl	4,136.71
155094	BR3 Ignitor Upgrade	1,395.26
155110	BRCT6 Gen Protect Relay Upgr	54,940.61
155144	BRCT7 Gen Protect Relay Upgr	(45,676.30)
155147	BRCT8 Cooling Water Pump Upgr	33,365.17
155206	PR Rosine-Leitchfield	900.56
155285	Hopewell Ckt 287 to 285	(6,139.01)
155287	Ckt Dwina 0691 Dry Fork Relo	(28,000.00)
155305	N1DT Middlesboro 2 4kV 780_1	198,425.19
155443KU	TC F COAL CONV GALLERY REBLD	340,188.13
155518	TC CCR New Const Proces Pd KU	1,426.50
155530	MV-90 DAILY READ KU	82,709.27
155651KU	TC2 EXPANSION JOINTS 2020	1,150.42
155887	ODP BRANDING	2,257.13
155975	KU SCADA 2018-2021	2,015,060.75
156027 KU	ST L-O BLADES KU	49,690.51
156176	BRCT TN Gas PL Overpres Prot	27,207.92
156227	2019 CIFI - Pineville 0301	4,080.25
156250	2018 Ckt Hard - Rogers Gap 451	36,740.98
156252	2020 CH - Williamsburg S 226	12,820.08
156330	KU Enhanced Wildlife	744,130.28
156370	New Circle Hwy Relo ROW	1.17
156378	LEX UNDERGROUND SUPPORT	784.35
156381	Lex UG Vine to Race	31,117.45
156384	WEST HIGH FENCE REPLACE	104.68
156475	FBR-Lebanon (2) 69kV Bkr RPL	25.15
156570	GH D9T Dozer 2019	45,000.00
156571	GH 10K Silo Dust Collector	25,672.88
156593	GH1&2 Control Room Chiller Rpl	102,367.06
156597	GH Old Admin Building AHU Repl	1,340.82
156629	GH4 AH Basket Repl 2020	176,621.03

KENTUCKY UTILITIES COMPANY
CWIP SPEND - YTD - REGULATORY ACCOUNTING
MARCH 2020

<u>Project Number</u>	<u>Project Description</u>	<u>CWIP Spend</u>
156635KU	TC CBU BUCKETS & CHAINS 2018	1,793.00
156687	PR Carrollton-Clifty Creek	318.53
156688	PR Adams-Innovation Drive	120.19
156689	PR Earlington NO-G River	58,355.46
156690	PR Paducah Primary-So Pad	58.09
156691	PR Grahamville-Pad Primary	1,260.75
156692	PR Earlington N-Rumsey-GRS	44,309.81
156693	PR Green River-Armstrong Dock	11.81
156694	PR Hillside-Green River	190.80
156696	PR Eastwood-Shelbyville	(12,724.26)
156697	PR Green River-Indian Hill	20,867.61
156698	PR Loudon-Rockwell-Winch	15,728.02
156836KU	TC DCS SIMULATOR	80,035.12
156850KU	TC STACKER RECLAIM OH	0.01
157013	SCM2020 DAN MISC CAPITAL PROJ	10,526.47
157014	SCM2020 DAN WILDLIFE PROTECT	15,555.76
157016	SCM2020 EARL MISC CAPITAL SUB	205.65
157017	SCM2020 EARL WILDLIFE PROTECT	6,660.79
157022	SCM2020 LEX MISC CAPITAL SUB	7,148.83
157023	SCM2020 LEX REPL BREAKERS	1,584.33
157024	SCM2020 LEX REPL BUSHINGS	49,670.72
157029	SCM2020 LEX LEGACY RTU REPL	134,822.06
157034	SCM2020 KU REPL LTC/REG CNTRL	42,305.48
157043	SCM2020 LEX WILDLIFE PROTECT	13,795.63
157044	SCM2020 LEX SUB BLDNG & GND	37,086.92
157047	SCM2020 PINE WILDLIFE PROTECT	48,012.52
157056	SCM2020 KU LTC OIL FILT ADDS	67,541.74
157057	SCM2020 KU OIL CONTAINMENT UPG	20,163.29
157061	SCM2020 KU LEGACY RELAY REPL	5,787.16
157062	SCM2020 DAN FAILED BRKR/RECL	296.40
157063	SCM2020 DAN MISC NESC COMPL	17,276.06
157065	DSP Nicholasville Sub Land	9.61
157158	REL EKPC Carpenter MOS	43,565.76
157161	REL Greenville West MOS-A	386,265.37
157175	REL Rineyville MOS	43,262.48
157211	TEP-NL-Lebanon-Lebanon South	94,072.32
157213	FTR-Lebanon 138/69kV Xfmr	234.57
157248KU	TC2 ABB MAINS BREAKER UPGD	461.92
157251	BR3 Generator Rotor Rewind	(37,631.40)
157252	BR3-2 ID Fan Motor Rewind	(1,918.49)
157261	BRCT 6&7 SFC Controls Upgr	177,381.90
157263	BRCT6 AVR Upgrade	98,154.50
157265	BRCT7 AVR Upgrade	97,963.42
157302KU	TC AMMONIA TANK WATER CURTAIN	1,480.04
157305	BRCY D9 Dozer Recert - RJS1579	3,487.87
157306	BR3 Auxiliary Boiler	(4,743.24)
157315	DSP N1DT Wilson Downing	63,268.19
157416	GH4 SCR Outlet Exp Joint Repl	91,112.48
157437	PRLY Morganfield Relay Panels	117.68
157577	SIO-SUB OIL BREAKERS KU	246,505.16
157579	SIO-RELAY REPLACEMENT KU	28,995.56
157591	GHENT DSI IMPROVE NON-ECR	4,850.49
157594	TC HALE LAND 2018 KU	1,606.72
157597	Ckt Hardening Ckt 0302	976.50
157599	DSP BEECH CREEK SUB UPGRADE	45,630.20
157601	DSP BEECHMONT SUB UPGRADE	97,180.26
157605	DSP WHITE SULPHUR SUB	415,555.60
157612	GHENT DUST CONTROL NON-ECR	(18,551.95)

KENTUCKY UTILITIES COMPANY
CWIP SPEND - YTD - REGULATORY ACCOUNTING
MARCH 2020

<u>Project Number</u>	<u>Project Description</u>	<u>CWIP Spend</u>
157616	Vine St 4kV Distribution	102,474.65
157617	KU Pole Attach Mapping Asset	475,844.71
157635	PR Nebo-Wheatcroft	1,280,306.11
157637	PR Hillside-River Queen	1,636,049.82
157638	PR Bond-Dorchester	879,930.71
157639	PR Corydon-Grn River Steel	105,302.05
157640	PR Carrollton-E Frankfort	486,666.41
157641	PR Bimble-London 69kV	1,366,578.21
157642	PR Imboden-Gorge-Dorchester	627,413.07
157647	Vine St 4KV Sub	39,474.05
157660	DSP WHITE SULPHUR SUB	9,503.21
157694	PR Dorchester-St Paul 69kV	22,311.39
157703	GH Ammonia Storage Deluge Sys	30,028.84
157708	ESR Ashland Oil-Cty of Paducah	178,625.57
157709	ESR Campground-Jksn Co REA	242,628.66
157710	ESR Haley 667-615	10,688.33
157716	ESR Onton 447-615-625	156,479.57
157736	TEP-MOT-Adams-Georgetown	15.39
157777KU	TC2 LOWER SLOPE REPLACE	-
157806	TEP Hardin Co Line Work	99.51
157839	Earl North - Green River Dist	5,007.28
157846	Mobile Capacitor Bank-KU	16,729.48
157872	PR Dorchester-Bond	571,981.06
157942	BR3 AB Heater Tube Bundle Repl	289,309.50
157999	PR KU Park-Middlesboro	11,463.45
158121KU	TC CCRT BOTTOM ASH SPARES	-
158170	Rewind M042 Txfmr	4,388.81
158181	E-TOWN BUILDING PURCHASE-2018	10,380.50
158187	BR LF PHASE II CONSTR	97,184.36
158287	Solar Share Array 1 2018 KU	-
158306	Rewind Transformer O0182	9,637.60
158328KU	TC CT MULTILIN UPG 2018	2,001.73
158721	BR3-1 HWRP Rebuild	16,436.45
158723	BR3 HWRP Spare Rebuild	11,350.60
158732	GH1 Air Preheating Coils Rpl20	17,024.39
158817	OMU Subs Intrcnt GR-GRS	3.99
158818	OMU Lines Intrcnt GR-GRS	(58,453.86)
158862	2019 Ckt Hard - KY River 0043	265,842.14
158863	2019 CIFI - East Bernstdt 221	1,169.96
158868	2019 Ckt Hard - Carrollton 707	68,225.34
158876 KU	CR7 Ket Boil Upgrade KU	3,719.52
158878 KU	CR7 Waterbox Lining KU	125,624.29
158900	N1DT - WILSON DOWNING 2	1,546,710.77
158901	DSP - Wilson Downing 2 Upgrade	3,053.21
158917	GH 4-1 BFP Major Overhaul 2019	(24,536.48)
158929KU	GS Transformer prot CR7KU	23,881.40
158938KU	TC 5TH FLR RESTROOM UPGRADE	-
158949	GH3 #3 Boiler DivisionWall Rpl	(67,892.41)
158952	TL Comp Rel Hardware_KU	(1,063.34)
158953	Shelbyville to Eastwood XM UB	38,920.51
158956	GH DCS Simulator	38,071.23
158961	EKPC to KU W Shlby Intrcn-Line	(0.67)
158978	2019 CIFI - Rineyville 2334	3,604.10
159001	EKPC to KU W Shlby Intrcn-Sub	1.40
159005	2019 CIFI - Kentenia 0422	9,500.28
159006	2020 CIFI - Shawnee Gas 4402	21,964.26
159016	2019 CIFI - Campb Ind 0206	3,338.64
159019	2019 CH - Pine Hill 2147	(10,768.11)

KENTUCKY UTILITIES COMPANY
CWIP SPEND - YTD - REGULATORY ACCOUNTING
MARCH 2020

<u>Project Number</u>	<u>Project Description</u>	<u>CWIP Spend</u>
159020	2019 CH - Hopewell 0286	(3,712.03)
159048KU	TC LED LIGHTING 2019	9,960.34
159056KU	TC LAB EQUIPMENT 2019	-
159060KU	TC WASTE SLUDGE PUMPS	6,193.86
159065KU	TC SAFETY - 2019*	29,916.99
159091KU	TC CCRT FLYASH SPARE EQUIP	1,049.96
159093KU	TC CCRT GYPSUM SPARE EQUIP	1,400.33
159115	Buena Vista Switch Field Reg	9,880.08
159119	KU Spare 34-4kV Transformer	2,359.71
159120	Bevier Relay Upgrade	1,047.96
159153	2019 Dir Bury - Bluegrass Est	41,973.61
159154	BR3-1 CWP Motor Recondition	(11,222.72)
159163	GH2 LPA Bucket Repl 2019	814.60
159164	GH2 HP-IP Outer CasingStud Rpl	103,730.88
159165	GH2 Crossover Bellows Repl	(91,400.88)
159172KU	TC MOORING CELL UPGD 2019*	976.32
159254KU	TC HVAC UPGD 2019	4,186.62
159295	Signage KU - Power Plants	955.90
159316	PPLC-Delvinta 139-804 DCB	18,402.38
159317	City Center Switchgear Repl	34,341.66
159405	GH4 Wet Ash Hopper Repl20	16,974.61
159431 KU	CR7 Lightning Arrestors KU	10,610.88
159504	POR-S Paducah 624 Bkr Retire	4,352.38
159520KU	TC CONVEYOR BELT REPL 2019	0.01
159595	CIP RX5000 Replacement	286.64
159597	West Shelby Land Acquisition	(0.00)
159604	GH 3-2 Aux Cond Vac Pump20	11,226.84
159617	BR3 TV Gasket Modification	(14,489.57)
159618	BR3-2 CWP Motor Recondition	47.62
159620	ROR Spare 138/69kV Xfmr (ET)	-
159621	GH4 Stack Exp Joint Repl20	13,319.08
159625 KU	CR7 Clarifier Inlet Valve KU	13,623.42
159641	BR3 Baghouse Elec Disconnects	3,128.72
159671	Fairfield-Bloom ATT Pole Rpl	3,905.03
159682KU	TCC Renovations KU	2,930.47
159690KU	TC GAS LINE COMPNT UPG	15,984.51
159701	PBR-Finchville Substation	47,692.23
159723	Portable Switchgear	132,465.34
159730	GH 4-2 Wet Ash ClnkrCrshr Repl	1,270.32
159741	GH 1-B Wet Ash Crusher Repl20	22,449.56
159750	GH4 Main Condenser Exp JtRpl20	62,769.39
159784	2019 Dir Bur-Metal&Thermit 722	107,043.82
159790	2019 Dir Bur-Etown 2 Yale Dr	(0.20)
159809	W. High St. Sub Expansion	808,478.58
159811	W. High St. Sub Exp. Dist.	2,082.25
159849	Asset Info HW/SW 2020 KU	2,170.27
159850	KU URD Cable Repl 2020	2,914.99
159858	ELIOC Bkyd Digger Derrick 2020	222,004.81
159860	DSP Versailles Bypass 69kV Tap	120,858.31
159876KU	TC CT GFI UPGRADE%	14,024.18
159910KU	TC2 AMMONIA TANK UPGD	-
159915KU	TC2 SB CONTROL SYST UPG	25,904.96
159920KU	TC2 FINAL SH INLET LEG	48,221.64
159934KU	TC2 MDBFP/ID FAN RELAY UPG	30,433.22
160058	GH Weir Sampling Box #012	932.91
160069	Detroit Harvester Sub Easement	3,600.08
160118KU	LG&E Ctr 23rd Floor Reno KU	41.10
160207	DSP Rogers Gap	82,200.77

KENTUCKY UTILITIES COMPANY
CWIP SPEND - YTD - REGULATORY ACCOUNTING
MARCH 2020

<u>Project Number</u>	<u>Project Description</u>	<u>CWIP Spend</u>
160211	Corporate Drive Sub	116,398.58
160212	Corporate Drive Sub CW	169,314.13
160219	DSP Uniontown Sub	43,093.77
160220	SCM KU XFMR COOLING	841.67
160233	XFMR FILTRATION UNIT	377.64
160236	KU REPL LEGACY BREAKERS	11,695.73
160252	OMU Intrcmt-GR to GRS Easement	-
160326KU	TC CRITICAL HEAT UPGD 2019	1,397.96
160337KU	TC MATERIAL HAND STRUCT UPGD	8,829.02
160432KU	LGE CTR ROOM 1201 UPGR- KU	926.63
160443	Tyrone SPCC	5,707.41
160458	Solar Share Array 2 KU	226,870.83
160490	Greenville Containment Pad	24,787.81
160530	Bus Solar Makers Mark 2019	127,958.03
160537KU	STT TRNG CTR HVAC KU	-
160548	TEP-KU Park-Pineville 69kV MOT	103,801.68
160564KU	TC2 RH ATTEMPERATORS-SPARE	133,565.99
160571KU	TC2 TCS L&S CTRL UPG	2,364.58
160575KU	TC PRED MAINT DEVICE 2019	2,842.31
160577	TEP Camargo 69kV Cap Bank	164,767.02
160591	TEP Middlesboro Cap Land	5,463.30
160593	Norton 22kV Relocation	108,404.89
160648	BR3 CT Escape Ladders	(10,282.59)
160652KU	GS Transformer Prot GH	44,665.70
160677KU	TC MATERIAL HAND OFFICE UPGD	1,334.46
160679KU	TC DCS METERING SYST UPGD	647.89
160683	PPLC-Pineville Sw 161kV Rpl	32,100.56
160684	PPLC-Farley 161kV Rpl	18,887.87
160685	BR3 Air Preheating Coil Pump	25,630.17
160686	BR FGD 0-6 Recycle Pump Rbld	7,067.35
160687	BR FGD 0-2 Recycle Pump Rbld	7,067.35
160690	PRTU-Boyle County	21,768.00
160705	FTR-Beattyville Transformer	9,564.53
160709	ROR Spare 161kV/69k Xfmr (BV)	-
160711	XFMR - Metal and Thermit	10,759.57
160729	GH Spare CCR Gyp Dewater Belt	(21,716.92)
160730	GH 3&4 Coal Room Vacuum System	43,740.43
160733	GH1 East Coal Room Vacuum Sys	21,190.77
160734	GH1 West Coal Room Vacuum Sys	34,837.62
160735	GH2 Coal Room Vacuum Sys	34,913.68
160741KU	TC HAUL ROAD PAVING 2019	90.11
160776KU	TC WET PIT LIFT STATION UPGD	38,046.11
160785	GH 4N4 Coal Belt Scale	541.48
160789	GH 3-1 Main Cond Vac Pmp 19	16,708.88
160805	PBTY Blackwell Battery	1,191.34
160808	BR Bleach Storage Tank Repl	(210.45)
160811 KU	CR7 Emerson Start KU	7,110.43
160820	BRCT6 & CT7 Flux Probe Install	1,017.76
160822K	Work at Home Phase 2 K	1,652.70
160844	POTH-Test Lab DFR Addition - K	337.74
160886	PINEVILLE DUMPSTER PAD	195.76
160887KU	TC CT SITE HVAC REPLACEMENT	19,040.15
160891	SOMERSET BO RENOV PHS II	25,663.90
160892	SOMERSET POLEYARD GATE	72.95
160894	GH4 HP-IP Blade Repl 20	170,746.00
160895KU	BOC SEC MONITORING CTR RELO K	10,590.20
160911KU	TC2 BOILER WATER WALL PANELS	101,492.89
160913	BRCT 6&7 HVAC Repl	(80.78)

KENTUCKY UTILITIES COMPANY
CWIP SPEND - YTD - REGULATORY ACCOUNTING
MARCH 2020

<u>Project Number</u>	<u>Project Description</u>	<u>CWIP Spend</u>
160919	Elk Creek Direct Bury 2019	500.84
160926	TEP-Bardstown 69kV Cap Bank	183,064.13
160964	Leb- South Switch Station-Land	9.12
160969KU	TC ALL TERRAIN FORKLIFT	(15,180.59)
160975	BR Roadway Entrance Lights	(770.89)
160978	GH4 Precip LED Lighting	(1,277.85)
160984	GH3 Wet Ash Hopper Repl20	1,270.32
160985	GH 3-4 Mill Motor Rotor Repl	10,813.65
160986	GH Spare FGD Agitator Shafts	5,011.31
160995	MS 2019 Lex Votano 100 Tester	40,436.79
160996	MS 2019 Earl Votano 100 Tester	40,436.79
160997	MS 2019 Pine Votano 100 Tester	40,436.79
161003 KU	CR7 ICM Expansion 2019 KU	(19.50)
161005KU	BUS/ECON DEV OFF RECONF KU	(77.08)
161012	PAR-Frankfort - Line 613-625	38.48
161013KU	TC WIRELESS SENSOR INSTALL	(0.01)
161017	2020 CH-0451 Recond to Corinth	353,451.18
161018	Toyota North Relay Replacement	27,821.85
161020	REL-Midway-W Lexington MOS	18,384.35
161033	PINEVILLE TELECOM EQ BLDG	(55,562.11)
161058 KU	CR7 Evap Cooling Pipe Repl KU	59,639.11
161061	ROAD PURCHASE FOR EARL OPS	172.35
161073	BR LAND PURCH CAREY LAND	19,292.54
161089	DSP Versailles Bypass Sub	74,373.69
161092	GH 3-1 Water Well Pump Rebuild	(14,688.94)
161095	GH Water Truck CCR 2019	(45.85)
161099	GH2-1 FGD Inlet Insul Repl	(138.75)
161104KU	TC GYPSUM LOADOUT TRANSFORMER	7,590.76
161106 KU	CR7 Raw Water Pump A 2019 KU	9,125.91
161113KU	STT Jib Crane KU	(1,543.98)
161115	GH3 HY-PRO ES CONTAM REM SKID	(3,550.72)
161135	GH1/2 F ASH AIR COMPRESS ENCL	3,351.59
161143	Etown PoleYard DrainageReplace	14,389.33
161144	PINEVILLE CABINETS/FLOORING	1,632.19
161146KU	TC2 FINAL RH LEAD INLET LEG	23,461.44
161148	PINEVILLE HALLWAY UPGRADE	221.59
161153 KU	C KUR7 Emerson TREX Commun KU	(5,981.98)
161155 KU	PR13 CEMS Data Controller KU	-
161178	Ice House Renovation	259.20
161209	NORTON SHED LIGHTING/HEAT	21,583.58
161213	Eddyville Dumpster Pads	20,930.78
161218	GH CCR Pipe Conv & Trk Unl	(1,776.15)
161238	Middlesboro Side Door Reader	5,475.69
161239	KUGO EL/HYB CARS & CHARG ST	(0.01)
161249	GH4 Elctrmtc Relief Valves Rep	192,896.28
161253	London Staging Roof Replace	716.68
161254KU	SUPPLY CHAIN RECONFIG KU	11,668.86
161261	Richmond Storeroom Asphalt Lot	(30,810.14)
161267	GH Coal Sample Building	336.57
161271	DX Crane Walkway Repl	(5,740.95)
161273KU	TC2 MDBFP VOITH OH	161,191.35
161275	GH Portable Welding Machines	48.61
161276KU	TC2 TD BFP RECIRC VALVES	153.58
161281	GH Maintenance Truck Repl19	(2,167.26)
161283	Loudon Ave Storage Pad	86,123.44
161302	GH4 Turb Snout Ring Repl 20	117,751.06
161309	Lex Plant Void Remediation	58,504.92
161315KU	GS CDM KIP Printer KU	15,797.15

KENTUCKY UTILITIES COMPANY
CWIP SPEND - YTD - REGULATORY ACCOUNTING
MARCH 2020

<u>Project Number</u>	<u>Project Description</u>	<u>CWIP Spend</u>
161334	2020 CH - Lakeshore 0132	10,081.21
161433	2020 SIO Fuse Savings KU	150,844.53
161434	2020 XM UB Corydon-Rumsey	101,836.52
161435	2020 XM UB River Queen-Hill	45,327.43
161436	GH DTLS & Pipe Conveyor Recons	938.19
161439	2020 CEMI - Somerset 4506	51,897.00
161443	DX Station Batteries	1,194.48
161447 KU	CR7 CCI Valves 2020 KU	187,274.41
161451	GH4 Turb Packing Repl20	774,560.17
161452	GH4 CT Blowdown Line Repl20	51,811.87
161454	2020 XMUB Mt Sterling Store	14,474.30
161456	GH 4M Conveyor Belt Repl	18,885.26
161457	GH 2M1 Conveyor Belt Repl	8,099.58
161458	REL Gorge MOS	1,186.98
161459	Richmond SrvCtr Asphalt Lot	30,810.14
161466KU	TC LAB MONITORS 2020	3,945.32
161473	EARLINGTON STORAGE SHED	55,562.11
161474	EARLINGTON SR ROAD IMPROVE	14,995.43
161476	GH1 Gen Field Grnd Detect	55,843.42
161479	GH 4-5 FGD Agitator Shaft Repl	18,591.49
161480	GH 4-7 FGD Agitator Shaft Repl	76,688.03
161481	2020 XMUB Lex Plant-Pisgah 69	100,825.29
161482KU	TC LED LIGHTING 2020	26,079.66
161494KU	TC MOORING CELL UPGD 2020	330.46
161496KU	TC IMPOUND IMPROVE 2020	330.54
161507KU	TC MAT HANDLING STRUCT UPGD	120.19
161604	GH1 Turbine Crossover Exp Jt20	78,267.65
161606	GH 6G Conveyor Belt Repl	9,227.38
161607	GH 4H Conveyor Belt Repl20	45,044.45
161620	2020 XMUB Winchester	90,878.51
161624	Trans P&C Toolkit-KU	54,327.10
161632	NORTON SIDEWALK AND MANGATE	218.52
161635KU	BOC 1 CASHIER OFF RECON KU	8,061.20
161641	Sylvania 12kV Conversion	70,537.61
161650KU	TC ELECTROMECH RELAYS 2020	3,843.42
161660	GH1 Boiler Partial Reinsulate	70,251.40
161663	GH1 Boiler Part Asbestos Abate	97,931.35
161665	GH4 Turbine Bldg 2nd Flr LEd	41,885.25
161706	GH 4-2 Stator Cooler Repl	40,160.12
161716	Kuhlman Sub Decom D.Lines	39,319.31
161723KU	Corporate Sec Renov-K	1,318.70
161734	MORGANFIELD OPS RAMP CURB	6,736.07
161743	GH4 7,8,9 Stg DiaphragmBladRpl	96,548.48
161747	CEMI 2020 Earlington Ops	3,059.59
161750	GH3 Electromatic Valve Repl20	1,061.80
161754	GH CCR 0-1 Cake Wash Htr Rpl20	63,900.50
161760	GH1 Burner Replacement 2020	14,689.31
161772	2020 CH - Carrollton 0707	198,358.56
161797	CEMI 2020 Greenville 4kv	5,616.59
161800	EARLINGTON SR STORM SHELTER	2,803.46
161813	GH4 PA Fan Protect Relay Upgrd	12,264.82
161877 KU	CR7 Cool Towr Wall KU	28,310.88
161900 KU	CR7 Aux Stm Heater KU	1,371.82
161912	2020 Dir Bur - Etown 4 2420	16,055.21
161915KU	TC UPGD SW PUMP TRAIN - C	1,138.02
162171	SCM2020 KU LEGACY ARRST REPL	43,336.54
162172	SCM 2019 KU WOOD POLE SUB UPG	54,645.13
162211 KU	CR7 R1 Static Seal KU	246,139.24

KENTUCKY UTILITIES COMPANY
CWIP SPEND - YTD - REGULATORY ACCOUNTING
MARCH 2020

<u>Project Number</u>	<u>Project Description</u>	<u>CWIP Spend</u>
162218KU	TC CT INSTALL LED LIGHTING	144.99
162222 KU	CR7 ST Bearings KU	138,593.52
162239	SCM2020 Lexington Battery	816.02
162355KU	TC2 ECONOMIZER DRAIN UPG	11,350.53
162357	GH 4-1 FGD Agitator Shaft Repl	24,276.56
162358	GH 4-2 FGD Agitator Shaft Repl	20,399.21
163013	SIO Rel KU UG FCI Install	1,057,639.71
163019	SIO LED Street Light Conv KU	157,975.18
163022	DSP Beech Creek 4kV to 12kV	23,685.68
163023	DSP Beechmont 4kV to 12kV	32,590.65
163025	DSP American Ave Ckt 0008	28,207.29
163028	DSP White Sulphur 138-12kV	8,010.21
163031	Williamsburg S Ckt 0227 Upg	14,514.38
163034	Ckt 4704 Strawberry Patch Relo	65.87
163035	Ckt 0690 Dwina Rebuild	(39,000.00)
163042	Middlesboro 2 Ckt 355 to 364	1,953.45
163046	Battlefield Mem Hwy Recond	62,893.24
163100	SIO Rel ODP UG FCI Install	31,652.32
19CAPS315	KU Lex Dist Capacitors 2019	51,016.79
19PITP156	EARLINGTON PITP 2019	305.69
19PITP216	DANVILLE PITP 2019	(9,424.57)
19PITP246	ELIZABETHTOWN PITP 2019	-
19PITP315	LEXINGTON PITP 2019	1,945.33
19PITP366	MAYSVILLE PITP 2019	(4,084.14)
19PITP416	PINEVILLE PITP 2019	263.84
19PITP426	LONDON PITP 2019	(13,353.99)
19PITP766	NORTON PITP 2019	-
19TOOL246	Elizabethtown Cap Tools 2019	3,747.72
19XMUB156	2019 XM Underbuild EAROC	(91.68)
19XMUB216	2019 XM Underbuild DANOC	6,543.54
19XMUB236	2019 XM Underbuild RICOC	4,045.48
19XMUB256	2019 XM Underbuild SHEOC	38,729.92
19XMUB315	2019 XM Underbuild LEXOC	(5,724.10)
19XMUB416	2019 XM Underbuild PINOC	50,498.30
200KU15	Customer Bill Redesign-KU15	32.02
20PITP156	2020 PITP Earlington	93,885.68
20PITP216	2020 PITP Danville	310,728.90
20PITP236	2020 PITP Richmond	9,958.00
20PITP246	2020 PITP Elizabethtown	201,335.33
20PITP315	2020 PITP Lexington	849,692.30
20PITP366	2020 PITP Maysville	704,883.95
20PITP416	2020 PITP Pineville	284,726.16
20PITP426	2020 PITP London	256,518.67
20PITP766	2020 PITP Norton	259,120.23
20TOOL216	Danville Cap Tools 2020	45,749.47
20TOOL256	Shelbyville Cap Tools 2020	12,933.43
20TOOL315	Lexington Cap Tools 2020	35,647.35
20TOOL426	London Cap Tools 2020	24,441.23
20TOOL766	Norton Cap Tools 2020	11,387.53
220GH	GH4 Cooling Tower ComplRebuild	1,553,463.78
48GH	GH Barge Unloader DC Drive Rpl	(3,132.42)
57GH	GH1 Air Dryer Replacment	780.30
73GH	GH3 FGD Recycle Pump Gearbox19	136.17
75GH	GH Gyp Farm Redundant Elec Sys	(9,070.32)
7GH	GH 1-1 Well Wtr Pump Rebuild19	15,703.53
CCAPR156	Capital CAP/REG/RECL - 011560	104,946.01
CCAPR216	Capital CAP/REG/RECI - 012160	80,755.79
CCAPR236	Capital CAP/REG/RECL - 012360	127,779.53

KENTUCKY UTILITIES COMPANY
CWIP SPEND - YTD - REGULATORY ACCOUNTING
MARCH 2020

<u>Project Number</u>	<u>Project Description</u>	<u>CWIP Spend</u>
CCAPR246	Capital CAP/REG/RECL - 012460	3,733.73
CCAPR256	Capital CAP/REG/RECL - 012560	5,361.02
CCAPR315	Capital CAP/REG/RECL - 013150	192,474.30
CCAPR366	Capital CAP/REG/RECL - 013660	6,627.80
CCAPR416	Capital CAP/REG/RECL - 014160	60,917.23
CCAPR426	Capital CAP/REG/RECL - 014260	11,366.31
CCAPR766	Capital CAP/REG/RECL - 017660	369.69
CEMTR582	KU Electric Meters - 015820	419,963.63
CKM040318	KU MAJOR STORM-040318	6,373.85
CKYTTCR156	KYTC Reimb Earlington	18,814.87
CKYTTCR246	KYTC Reimb Elizabethtown	4,694.28
CKYTTCR315	KYTC Reimb Lexington	68,293.67
CKYTTCR416	KYTC Reimb Pineville	2,601.00
CKYTTCR426	KYTC Reimb London	48,922.16
CLEDC216	CRCST LED Conversion DANOC	56,694.34
CNBCD156O	NB Comm OH - 011560	103,694.88
CNBCD156U	NB Comm UG - 011560	41,461.82
CNBCD216O	NB Comm OH - 012160	109,826.25
CNBCD216U	NB Comm UG - 012160	53,414.52
CNBCD236O	NB Comm OH - 012360	64,340.27
CNBCD236U	NB Comm UG - 012360	40,803.86
CNBCD246O	NB Comm OH - 012460	39,641.84
CNBCD246U	NB Comm UG - 012460	26,255.27
CNBCD256O	NB Comm OH - 012560	103,037.51
CNBCD256U	NB Comm UG - 012560	51,038.61
CNBCD315O	NB Comm OH - 013150	302,947.91
CNBCD315U	NB Comm UG - 013150	379,870.29
CNBCD366O	NB Comm OH - 013660	94,215.47
CNBCD366U	NB Comm UG - 013660	51,673.11
CNBCD416O	NB Comm OH - 014160	22,669.67
CNBCD416U	NB Comm UG - 014160	6,145.29
CNBCD426O	NB Comm OH - 014260	76,858.31
CNBCD426U	NB Comm UG - 014260	30,465.91
CNBCD766O	NB Comm OH - 017660	90,331.00
CNBCD766U	NB Comm UG - 017660	3,824.64
CNBRD156O	NB Resid OH - 011560	156,380.98
CNBRD156U	NB Resid UG - 011560	53,396.99
CNBRD216O	NB Resid OH - 012160	79,191.92
CNBRD216U	NB Resid UG - 012160	85,191.42
CNBRD236O	NB Resid OH - 012360	150,217.29
CNBRD236U	NB Resid UG - 012360	225,565.98
CNBRD246O	NB Resid OH - 012460	70,909.86
CNBRD246U	NB Resid UG - 012460	83,217.86
CNBRD256O	NB Resid OH - 012560	89,623.72
CNBRD256U	NB Resid UG - 012560	121,381.03
CNBRD315O	NB Resid OH - 013150	337,597.25
CNBRD315U	NB Resid UG - 013150	452,380.43
CNBRD366O	NB Resid OH - 013660	107,423.78
CNBRD366U	NB Resid UG - 013660	127,498.40
CNBRD416O	NB Resid OH - 014160	118,361.97
CNBRD416U	NB Resid UG - 014160	8,820.57
CNBRD426O	NB Resid OH - 014260	108,537.13
CNBRD426U	NB Resid UG - 014260	54,192.26
CNBRD766O	NB Resid OH - 017660	64,450.57
CNBRD766U	NB Resid UG - 017660	22,280.10
CNBSV156O	NB Elect Serv OH - 011560	111,994.82
CNBSV156U	NB Elect Serv UG - 011560	112,200.80
CNBSV216O	NB Elect Serv OH - 012160	119,975.71

KENTUCKY UTILITIES COMPANY
CWIP SPEND - YTD - REGULATORY ACCOUNTING
MARCH 2020

<u>Project Number</u>	<u>Project Description</u>	<u>CWIP Spend</u>
CNBSV216U	NB Elect Serv UG - 012160	145,988.20
CNBSV236O	NB Elect Serv OH - 012360	78,516.15
CNBSV236U	NB Elect Serv UG - 012360	174,385.99
CNBSV246O	NB Elect Serv OH - 012460	129,350.25
CNBSV246U	NB Elect Serv UG - 012460	131,376.31
CNBSV256O	NB Elect Serv OH - 012560	43,012.23
CNBSV256U	NB Elect Serv UG - 012560	120,698.88
CNBSV315O	NB Elect Serv OH - 013150	185,068.51
CNBSV315U	NB Elect Serv UG - 013150	517,190.27
CNBSV366O	NB Elect Serv OH - 013660	60,567.24
CNBSV366U	NB Elect Serv UG - 013660	70,097.99
CNBSV416O	NB Elect Serv OH - 014160	70,491.46
CNBSV416U	NB Elect Serv UG - 014160	16,568.54
CNBSV426O	NB Elect Serv OH - 014260	68,644.21
CNBSV426U	NB Elect Serv UG - 014260	96,918.74
CNBSV766O	NB Elect Serv OH - 017660	40,100.33
CNBSV766U	NB Elect Serv UG - 017660	16,052.90
CPBWK156	EI Public Works - 011560	(1,535.16)
CPBWK246	EI Public Works - 012460	54,429.13
CPBWK256	EI Public Works - 012560	72,850.87
CPBWK315	EI Public Works - 013150	246,961.08
CPBWK366	EI Public Works - 013660	12,953.79
CPBWK416	EI Public Works - 014160	58,174.65
CPBWK766	EI Public Works - 017660	17,683.35
CRCST156	Cust Requested - 011560	35,313.00
CRCST216	Cust Requested - 012160	10,103.80
CRCST236	Cust Requested - 012360	17,128.85
CRCST246	Cust Requested - 012460	3,929.95
CRCST256	Cust Requested - 012560	25,589.51
CRCST315	Cust Requested - 013150	57,841.92
CRCST366	Cust Requested - 013660	9,346.85
CRCST416	Cust Requested - 014160	95,243.44
CRCST426	Cust Requested - 014260	47,976.43
CRCST766	Cust Requested - 017660	19,832.47
CRDD156O	Capital Rep Def OH - 011560	337,556.09
CRDD156U	Capital Rep Def UG - 011560	3,716.47
CRDD216O	Capital Rep Def OH - 012160	67,161.22
CRDD216U	Capital Rep Def UG - 012160	2,470.22
CRDD236O	Capital Rep Def OH - 012360	78,912.56
CRDD236U	Capital Rep Def UG - 012360	7,488.81
CRDD246O	Capital Rep Def OH - 012460	25,311.22
CRDD246U	Capital Rep Def UG - 012460	1,177.96
CRDD256O	Capital Rep Def OH - 012560	6,756.90
CRDD256U	Capital Rep Def UG - 012560	5,629.45
CRDD315O	Capital Rep Def OH - 013150	188,620.25
CRDD315U	Capital Rep Def UG - 013150	109,022.55
CRDD366O	Capital Rep Def OH - 013660	68,461.53
CRDD366U	Capital Rep Def UG - 013660	1,882.90
CRDD416O	Capital Rep Def OH - 014160	33,388.82
CRDD416U	Capital Rep Def UG - 014160	188.08
CRDD426O	Capital Rep Def OH - 014260	125,888.52
CRDD426U	Capital Rep Def UG - 014260	6,510.73
CRDD766O	Capital Rep Def OH - 017660	24,054.98
CRELD156	Capital Reliability - 011560	8,913.77
CRELD216	Capital Reliability - 012160	38,629.64
CRELD236	Capital Reliability - 012360	41,503.72
CRELD246	Capital Reliability - 012460	9,860.57
CRELD256	Capital Reliability - 012560	60,993.49

KENTUCKY UTILITIES COMPANY
CWIP SPEND - YTD - REGULATORY ACCOUNTING
MARCH 2020

<u>Project Number</u>	<u>Project Description</u>	<u>CWIP Spend</u>
CRELD315	Capital Reliability - 013150	114,447.34
CRELD366	Capital Reliability - 013660	55,896.18
CRELD416	Capital Reliability - 014160	113,672.23
CRELD426	Capital Reliability - 014260	12,085.51
CRELD766	Capital Reliability - 017660	22,192.29
CRPOLE156	Pole Repair/Replace - 011560	243,010.86
CRPOLE216	Pole Repair/Replace - 012160	130,113.16
CRPOLE236	Pole Repair/Replace - 012360	138,100.90
CRPOLE246	Pole Repair/Replace - 012460	95,706.48
CRPOLE256	Pole Repair/Replace - 012560	209,540.38
CRPOLE315	Pole Repair/Replace - 013150	290,241.66
CRPOLE366	Pole Repair/Replace - 013660	132,046.93
CRPOLE416	Pole Repair/Replace - 014160	109,738.30
CRPOLE426	Pole Repair/Replace - 014260	111,523.33
CRPOLE766	Pole Repair/Replace - 017660	99,377.75
CRSTLT156	Repair Street Lights - 011560	146,276.14
CRSTLT216	Repair Street Lights - 012160	74,569.51
CRSTLT236	Repair Street Lights - 012360	139,415.66
CRSTLT246	Repair Street Lights - 012460	78,918.83
CRSTLT256	Repair Street Lights - 012560	95,282.93
CRSTLT315	Repair Street Lights - 013150	526,662.68
CRSTLT366	Repair Street Lights - 013660	105,830.31
CRSTLT416	Repair Street Lights - 014160	22,879.41
CRSTLT426	Repair Street Lights - 014260	158,005.50
CRSTLT766	Repair Street Lights - 017660	5,110.26
CSTLT156	NB Street Lights - 011560	160,436.68
CSTLT216	NB Street Lights - 012160	114,869.14
CSTLT236	NB Street Lights - 012360	152,108.18
CSTLT246	NB Street Lights - 012460	103,302.68
CSTLT256	NB Street Lights - 012560	68,812.80
CSTLT315	NB Street Lights - 013150	352,778.08
CSTLT366	NB Street Lights - 013660	99,650.20
CSTLT416	NB Street Lights - 014160	83,438.53
CSTLT426	NB Street Lights - 014260	130,546.98
CSTLT766	NB Street Lights - 017660	12,826.89
CSTRM156	Cap Minor Storms - 011560	55,016.53
CSTRM216	Cap Minor Storms - 012160	63,943.68
CSTRM236	Cap Minor Storms - 012360	28,265.84
CSTRM246	Cap Minor Storms - 012460	2,910.43
CSTRM256	Cap Minor Storms - 012560	15,269.21
CSTRM315	Cap Minor Storms - 013150	263,255.08
CSTRM366	Cap Minor Storms - 013660	50,902.39
CSTRM416	Cap Minor Storms - 014160	163,689.18
CSTRM426	Cap Minor Storms - 014260	59,717.24
CSTRM766	Cap Minor Storms - 017660	24,782.25
CSYSEN156	Sys Enh - 011560	12,294.53
CSYSEN216	Sys Enh - 012160	23,672.45
CSYSEN236	Sys Enh - 012360	31,386.63
CSYSEN246	Sys Enh - 012460	6,899.55
CSYSEN256	Sys Enh - 012560	31,325.13
CSYSEN315	Sys Enh - 013150	103,236.84
CSYSEN366	Sys Enh - 013660	69,737.10
CSYSEN416	Sys Enh - 014160	19,093.36
CSYSEN426	Sys Enh - 014260	3,097.53
CSYSEN766	Sys Enh - 017660	2,717.82
CTBRD156O	Cap Trouble Orders OH - 011560	60,236.92
CTBRD156U	Cap Trouble Orders UG - 011560	3,000.58
CTBRD216O	Cap Trouble Orders OH - 012160	44,490.58

KENTUCKY UTILITIES COMPANY
CWIP SPEND - YTD - REGULATORY ACCOUNTING
MARCH 2020

<u>Project Number</u>	<u>Project Description</u>	<u>CWIP Spend</u>
CTBRD216U	Cap Trouble Orders UG - 012160	3,266.01
CTBRD236O	Cap Trouble Orders OH - 012360	24,789.36
CTBRD236U	Cap Trouble Orders UG - 012360	857.18
CTBRD246O	Cap Trouble Orders OH - 012460	30,188.56
CTBRD246U	Cap Trouble Orders UG - 012460	2,058.74
CTBRD256O	Cap Trouble Orders OH - 012560	53,696.45
CTBRD315O	Cap Trouble Orders OH - 013150	172,977.19
CTBRD315U	Cap Trouble Orders UG - 013150	41,654.33
CTBRD366O	Cap Trouble Orders OH - 013660	89,688.09
CTBRD366U	Cap Trouble Orders UG - 013660	5,665.16
CTBRD416O	Cap Trouble Orders OH - 014160	56,275.39
CTBRD416U	Cap Trouble Order UG - 014160	2,418.28
CTBRD426O	Cap Trouble Orders OH - 014260	60,793.82
CTBRD426U	Cap Trouble Orders UG - 014260	1,449.76
CTBRD766O	Cap Trouble Orders OH - 017660	28,250.20
CTPD156	Capital Thrd Party - 011560	13,363.16
CTPD216	Capital Thrd Party - 012160	23,709.54
CTPD236	Capital Thrd Party - 012360	11,511.81
CTPD246	Capital Thrd Party - 012460	(6,163.74)
CTPD256	Capital Thrd Party - 012560	29,664.09
CTPD315	Capital Thrd Party - 013150	111,972.63
CTPD366	Capital Thrd Party - 013660	6,759.67
CTPD416	Capital Thrd Party - 014160	810.59
CTPD426	Capital Thrd Party - 014260	59,542.60
CTPD766	Capital Thrd Party - 017660	(6,551.50)
CXFRM156	NB Transformers - 011560	6,694.38
CXFRM216	NB Transformers - 012160	20,163.99
CXFRM236	NB Transformers - 012360	39,328.15
CXFRM246	NB Transformers - 012460	17,767.92
CXFRM256	NB Transformers - 012560	11,919.40
CXFRM301	KU Line Transformers	2,407,779.88
CXFRM315	NB Transformers - 013150	95,412.02
CXFRM366	NB Transformers - 013660	(1,522.99)
CXFRM416	NB Transformers - 014160	5,518.94
CXFRM426	NB Transformers - 014260	6,084.48
CXFRM766	NB Transformers - 017660	6,044.13
IT0036K	Application Whitelisting-KU19	6,733.19
IT0076K	Oracle Financial Upgr-KU20-21	(154,438.93)
IT0101K	Smallworld GIS Upgr-KU17-19	380,963.10
IT0161EKY	DACS/SONET Replace-EKY19-22	2,255.56
IT0161K2	DACS/SONET Replace-LEXKU19-22	5,447.30
IT0161K3	DACS/SONET Replace-NKYKU19-22	9,521.20
IT0161K7	DACS/SONET Replace-WCLKU19-22	1,359.64
IT0193K	Lex Undergrnd TransLines-KU18	25,679.29
IT0264K	Rate Case 2018-KU18-19	807.82
IT0301K	Next Gen LMR-KU19-21	600,665.20
IT0304K	Oracle ULA-KU19	346.88
IT0329K	Lockout/Tagout Replace-KU18	98,215.95
IT0333K	Cst Rel Mgmt Maj Acts-KU19-20	261,694.24
IT0352K	Exp/Repl Cust Comm Chan-KU18	735.33
IT0374K	SIP Voice Infrastruct-KU18-20	6,224.28
IT0377K	CyberArk Enhancements-KU20	11,975.10
IT0379K	PeopleSoft Enhancements-KU20	45,201.31
IT0390K	Oracle Financial Upg-KU20-21	1,459,415.21
IT0412K	CIP Compl Tools - Year 9-KU19	16.35
IT0413K	Compliance Infra Year 9-KU19	4,461.44
IT0419K	Corp Web Redesign-KU19-20	24,822.01
IT0448K	Network Access Devices-KU19	489.73

KENTUCKY UTILITIES COMPANY
CWIP SPEND - YTD - REGULATORY ACCOUNTING
MARCH 2020

<u>Project Number</u>	<u>Project Description</u>	<u>CWIP Spend</u>
IT0448KU	Network Access Dev-KU19-DIRECT	3,503.89
IT0449K	Network Access Gateways-KU19	(928.56)
IT0453K	OTN Extend EKY Ring-KU19-20	50,587.98
IT0458K	PowerPlan Upgrade-KU19-20	366,900.74
IT0459K	Purch/Rebuild Radio Sites-KU19	19,599.90
IT0466K	Sec Infra Enhancement-KU19	2,207.49
IT0473K	Site Security Improve-KU19	1,134.66
IT0475K	StackVision Upgrade-KU19	(920.19)
IT0477K	Tech Refresh desk/lap-KU19	1,786.38
IT0483K	TRODS-KU19	65.32
IT0486K	Voice Infra Expansion-KU19	466.10
IT0495K	Contractor Mgmt Upgrades-KU19	54,852.10
IT0497K	EACM Infrastructure Refr-KU19	0.03
IT0498K	DB Refresh-KU19	(0.00)
IT0499K	Windows 10 CBB Upgrade-KU19	153.01
IT0507K	iPad Refresh Project-KU19	1,364.49
IT0511K	Trns Lnes Wk Mgmt Upg-KU19-21	108,470.50
IT0529K	Trans BREC Trnsprt IC-KU19	858.57
IT0535K	Expnd Pymt/Cust Srvc Opt-KU19	3,317.44
IT0540K	Windows 10 SW Upg EMS-KU19	(384.48)
IT0542K	Data Classification Enh-KU19	2,266.27
IT0543K	Inventory Mgmt Expansion-KU19	80,469.43
IT0548K	Centrify Rp CyberArk Enh-KU19	10,433.60
IT0549K	Computing Infra Expans-KU19	0.89
IT0551K	Data Center Facility Upg-KU19	1,262.05
IT0553K	WMS Post Implement Mods-KU19	997.48
IT0557K	Corporate RPA-KU19	4,344.13
IT0562K	ABB Upg/iPad Depl FS-KU19-20	156,238.77
IT0563K	RPA for Rev Integrity-KU19	15,882.44
IT0577K	Payroll Enhancements-KU19-20	34,086.17
IT0591K	Uptivity Rec. Upgrade-KU19	1,697.23
IT0594K	Mobile OMA Phase II-KU19-20	283,624.72
IT0597K	TOA Compl & Human Perfor-KU19	108.20
IT0606K	Bulk Power & Env Systems-KU20	22,517.58
IT0612K	CIP Compl Tools - Yr 10-KU20	5,353.71
IT0615K	CIP Compl Infra - Yr 10-KU20	90,279.48
IT0618K	Constellation MW Rplmnt-KU20	1,858.97
IT0628K	ITSM Upgrade-KU20	25,349.44
IT0634K	Mbl & Wrkst Lic True-up-KU20	16,971.11
IT0637K	Monitor Replacement-KU20	23,060.51
IT0642K	NAS Refresh-KU19	36,262.34
IT0644-2	Ntwrk Acc Dev&Sit-Indirect-KU	1,959.28
IT0644K	Ntwrk Acc Dev&Site Infra-KU20	20,658.48
IT0647K	Network Test Equipment-KU20	13,275.19
IT0649K	Outside Cable Plant-KU20	20,022.15
IT0650K	PeopleSoft Tools Upgrade-KU20	22,988.67
IT0660K	Sec Infra Enhancements-KU20	-
IT0663K	SharePoint Upgrade-KU19-21	37,020.50
IT0671K	Tech Refresh desk/lap-KU20	108,913.15
IT0672K	Telecom Site Ren-KU20	1,359.97
IT0674K	TRODS-KU20	20,822.00
IT0675K	Truepoint MW Replacement-KU20	4,686.81
IT0680K	Voice Infra Expansion-KU20	93.40
IT0682K	SCADA Radio Refresh-KU20	31,675.09
IT0693K	DB Refresh-KU20	21,112.86
IT0694K	Windows 10 CBB Upgrade-KU20	32,316.36
IT0695K	SCCM Upgrades-KU20	10,225.27
IT0696K	RSA Appliance Upgrade-KU20	2,568.28

KENTUCKY UTILITIES COMPANY
CWIP SPEND - YTD - REGULATORY ACCOUNTING
MARCH 2020

<u>Project Number</u>	<u>Project Description</u>	<u>CWIP Spend</u>
IT0699K	ESP Virt Mon App Svrs-KU20	36,159.30
IT0705K	iPad Refresh Project-KU20	22,835.27
IT0716K	UC&C/CUCM Major Upgrade-KU20	14,283.19
IT0719K	Computing Infra Expand-KU20	31,819.48
IT0720K	Computing Infra Upgrade-KU20	17,437.34
IT0721K	KY SDN Implement Phase 2-KU20	17,119.70
IT0722K	Data Center Facility Upg-KU20	1,008.66
IT0723K	Robo Proc Auto(RPA)-KU20	6,788.32
IT0728K	Access Switch Growth-KU20	1,358.49
IT0731K	ALM Upgrade-KU19-20	20,572.28
IT0746K	Mobile App Develop (MVP)-KU20	6,199.83
IT0748K	PowerBase Upgrade-KU19-20	3,673.63
IT0754K	UIPlanner Upgrade-KU19-20	240,507.53
IT0757K	Wireless AP Refresh-KU20	6,718.41
IT0761K	EDI Upgrade-KU19	19,222.47
IT0762K	Primavera Upgrade-KU19	33,969.53
IT0764K	MyWorld-Mobile Map-KU19-20	134,960.12
IT0766K	BW on HANA Enhance-KU19-20	58,910.13
IT0770K	Transmission PMO SP Site-KU19	4,639.78
IT0771K	Cisco Switch Replacement-KU19	16,811.74
IT0775K	RPA-EDO/Rev Integrity-KU20	3,821.71
IT0780K	OTAP Replace-KU20	127,682.80
IT0913K	BI Upgrade-KU20	3,044.56
IT1016K	KY SDN Impl (Phase 1)-KU19	(1,825.23)
IT1086K	DACS/SONET Replace-KU19-22	619.03
K8-2020	Storm Damage T-Line KU 2020	91,752.42
K9-2017	Priority Repl T-Lines KU	(4,790.69)
K9-2018	Priority Repl T-Lines KU 2018	(872,537.57)
K9-2019	Priority Repl T-Lines KU 2019	(22,806.66)
K9-2020	Priority Repl T-Lines KU 2020	1,570,359.54
KARM-2019	Priority Repl X-Arms KU 2019	16,223.24
KARM-2020	Priority Repl X-Arms KU 2020	2,748.42
KINS-2019	Priority Repl Insltrs KU 2019	1,182.51
KINS-2020	Priority Repl Insltrs KU 2020	16,980.86
KOTFAIL19	KU-OtherFail-2019	37,599.14
KOTFAIL20	KU-OtherFail-2020	104,296.71
KOTH-2018	Priority Repl Other KU 2018	(15.45)
KOTH-2019	Priority Repl Other KU 2019	215,884.57
KOTH-2020	Priority Repl Other KU 2020	464,977.85
KRELAY-17	Relay Replacements-KU-2017	248.27
KSTSVC12	STATION SERV XFMRS KU-12	(16,601.57)
LI-000004	PR Carrollton-Warsaw	(23,649.46)
LI-000006	PR Beattyville-West Irvine	8,393.25
LI-000016	PR Tyrone-Higby Mill	(3,732.30)
LI-000017	PR Middlesboro-Pineville	(19,782.38)
LI-000020	PR Dix Dam-Lancaster	1.20
LI-000024	PR Green River-Green Rvr Stl	8,169.52
LI-000025	PR Harlan Y-Pineville	7,721.22
LI-000030	PR Lancaster-Danville E	240.75
LI-000034	PR Middlesboro 127-Midsbro 780	99.82
LI-000036	PR Pineville-Rocky Branch	521,463.57
LI-000042	ESR Campbllsvle Tay Co 768-605	4.18
LI-000047	ESR Paris City 3 021-605 & 615	16.96
LI-000048	ESR River Queen Tap 107-605	1,298.62
LI-000049	ESR Owen Co 145-715	40.38
LI-000050	ESR Brush Creek 517-605 & 615	(3,659.40)
LI-000051	ESR Wheatcroft Tap 112-615	3.05
LI-000055	MOS Rivr Queen Tap 167-805-815	(5,730.02)

KENTUCKY UTILITIES COMPANY
CWIP SPEND - YTD - REGULATORY ACCOUNTING
MARCH 2020

<u>Project Number</u>	<u>Project Description</u>	<u>CWIP Spend</u>
LI-000059	REL Vrsiles ByPass 838-605-615	8,556.70
LI-000060	REL Bromley 29-615	(6.80)
LI-000063	REL Shavers Chapel 439-605 MOS	99.72
LI-000066	REL Lawrncbrg 639-605-625 MOS	(3.04)
LI-000068	REL Liberty Rd 529-605-615 MOS	779.21
LI-000083	TEP-CR-Loudon Ave-Hume Road	103,586.70
LI-000085	TEP-MOT-Greensburg-Camp EKPC	407.92
LI-000091	TEP-MOT-Green Rvr-Shvrs Chapel	334.91
LI-000092	TEP-MOT-Morganfield-Wheatcrft	136.89
LI-000093	TEP-MOT-Floyd-Waynesburg	3.12
LI-000095	TEP-MOT-KU Park-Stinking Creek	1,520.46
LI-000098	TEP-MOT-Hinkle-Stinking Creek	714.70
LI-000102	TEP-NL-Hardin Co-Etown New 2nd	4,775.21
LI-158321	Midland Avenue Relo	13.48
LI-158662	REL Eddyville MOS	5,717.78
LI-158691	PR Harlan Y-Pocket	397,630.65
LI-158816	LTG Pineville-Rocky Branch	38.82
LI-158880	PR Corydon-Rumsey	4,400,211.18
LI-158881	PR Harlan Y-Pocket 69kV	11,925.10
LI-158883	PR Dorchester-Pocket North	108,099.28
LI-158885	PR Bond-Virginia City	468,819.47
LI-158888	PR Middlesboro-Harrogate TVA	483,002.81
LI-158889	REL Providence MOS	330,373.38
LI-158947	LTG KU Park-Wofford	2.91
LI-159067	REL Hartford-Big Rivers Interc	28,730.76
LI-159178	PR Nebo-Wheatcroft Crt	8,835.55
LI-159181	PR KU Park-GC-Bimble	399,913.48
LI-159243	TEP-CR-Mid Valley-Finchville	1,984,350.77
LI-159256	REL Simpsonville MOS	7,416.28
LI-159260	REL-NL-Big Stone Gap	27,753.68
LI-159436	DSP Corporate Drive Sub Upg	67,116.61
LI-159700	TEP Rogers Gap Dist Station	287.99
LI-159789	PR Harlan Y-Pineville 161kV	32.23
LI-160017	DSP CMWA Paris	69,874.11
LI-160112	Georgetown ByPass Relocation	16.93
LI-160379	REL Hartford-Big Rvrs Int ROW	134,162.26
LI-160438	CR Ky Dam-So Paducah Phase I	3,712,803.80
LI-160439	CR Ky Dam-So Paducah Phase II	1.53
LI-160440	CR Elihu-Wofford Phase I	55,015.85
LI-160441	CR Elihu-Wofford Phase II	2,285.94
LI-160928	TEP-NL-Lebanon-Leb So ROW	144,612.55
LI-161041	TEP-NL-Hardin Co-Etown ROW	7,981.99
LI-161117	PR Imboden-Gorge-Dorch Rev	1,109,734.99
NBRD156OH	New Bus Resid-Ovhd-Earlinton	-
SC0065	Elizabethtown-Cameras-KU19	2,748.34
SC0090	Norton Stone Rd-Forklift-KU19	13,713.23
SC0091	Pole Racks-Lex Stone Road-KU20	93,999.68
SC0092	Flood Lighting-Stone Road-KU20	11,528.47
SU-000001	PCH Barlow Control House	129,135.41
SU-000002	PCH Middlesboro Cntrl Hse	383,420.93
SU-000009	PBR-Bonnieville(3) 69kV BKRRpl	2,869.52
SU-000010	PBR-Carntown (1) 69kV BKR Rpl	13,117.94
SU-000012	PBR-DxDamPlnt (3) 69kV BKR Rpl	492.28
SU-000022	PCA-Carrollton CC704, 714, 744	1,932.71
SU-000026	PPLC-Hardinsburg 704	12,287.98
SU-000030	PGG-HgbyMill Grnd Grid Enhance	868.23
SU-000031	PGG-LxPlnt GG Audit/Remdiation	764.41
SU-000052	PBR-Nebo (3) 69kV BKR	(1,644.50)

KENTUCKY UTILITIES COMPANY
CWIP SPEND - YTD - REGULATORY ACCOUNTING
MARCH 2020

<u>Project Number</u>	<u>Project Description</u>	<u>CWIP Spend</u>
SU-000055	PCH-Winchester CH,PRLY,PBR,PAR	552,713.15
SU-000056	RSC-Pineville Sec Upgr	509,166.35
SU-000079	REL Bromley 29-605/615/635 MOS	(5.76)
SU-000082	REL-E Frankfort 69kV Bus Tie	5,285.86
SU-000084	REL-Loudon DFR	21,256.81
SU-000088	REL-River Queen DFR	75,773.18
SU-000089	REL-South Paducah DFR	17,222.44
SU-000120	PPLC 162-804 DCB	8,753.58
SU-000122	PPLC 222-704 DCB	22,919.37
SU-000130	PR Harlan Y CONTROL HOUSE	387.26
SU-000144	PRLY Dix Dam Plnt 025-604 Panl	903.93
SU-000146	PRLY-GRS 100-604/624 Panel Rel	674.16
SU-000179	RSC-Pocket N. Security Upgrds	2,480.97
SU-000200	REL-Hardesty 69 RTU	24,791.15
SU-000203	TEP-Hardin Co-Etwn 69kV 2 Line	239,793.04
SU-000206	TEP-Middlesboro 69kV Capacitor	16,796.73
SU-000208	REL-Reynolds Breaker Line Prot	28.25
SU-000209	REL-Rumsey 69 RTU	42,107.85
SU-000213	REL-Simmons 69 RTU	2,958.59
SU-000224	REL-Oak Hill 69 RTU	26,189.53
SU-000229	REL-Lakeshore (Alt 2A)	(259.12)
SU-000236	TEP-Gtown-Lmns Mill 69kV Lne Sw	6,603.00
SU-000244	PRLY-Hardinsburg 714	1,797.64
SU-000247	LEX UNDRGD-PHASE 1 SUBS	18,169.02
SU-000248	TEP-Artemus(1)69kV Brk,PAR,PIN	518.72
SU-000252	PCA-East Frankfort Arresters	(4,441.91)
SU-000258	PIN-Millersburg 69kV+	(1,842.38)
SU-000259	REL LaGrange E 897-605 MOS	(5,114.80)
SU-000305	PBR- Bimble (3) 69kV PIN PAR	111.35
SU-000310	RST-Lansdowne SSVT	71,504.54
SU-000316	PGG-Taylor Co. Fence	20.20
SU-000318	PRLY-Green River Steel 724	902.25
SU-000320	PRLY-Bonds Mill 604	94,038.88
SU-000324	PCH-Dorchester	798,658.43
SU-000326	PDFR-Pineville Transmission	24,276.99
SU-000327	PDFR-Brown N	58,941.76
SU-000329	PRTU-Murphysville EKP Tie	43.22
SU-000344	TEP-Virginia City Reactor	45,712.89
SU-000352	TEP-Warsaw East Cap Bank	206,397.87
SU-000371	PBR-Simmons (1) BKR	4,173.68
SU-000372	PBR-Rogersville Sw (3) BKR	254,660.47
SU-000373	PBR-S Paducah (4) BKR (PIN)	75,931.50
SU-000377	PBR-Lebanon W (1) BKR	32,324.22
SU-000378	PBR-Rumsey (1) BKR	96,616.57
SU-000389	PRLY-Spencer Rd 018-618	165.51
SU-000395	RST-Lake Reba SSVT-	7,214.86
SU-000396	PPLC-Arnold PCA	9,502.78
SU-000399	PPLC-West Irvine 193-608 DCB	763.04
SU-000400	PPLC-Lake Reba 163-658 DTT	27,811.54
SU-000401	PPLC-Lake Reba Tap 162-714 DTT	23,363.01
SU-000404	RTU-Beattyville	7,224.30
SU-000407	TEP-Lebanon S. 69kV Line	14,786.53
SU-000409	REL-Hoover 1 MOS	3,142.72
SU-000413	REL-Campbellsville 1 MOS	155.83
SU-000419	REL-Elizabethtown 5 MOS	103.87
SU-000421	REL-Sharon 605, 625 MOS	155.83
SU-000425	PBR-LebanonBkr,PRLY, PIN, PRTU	65,623.29
SU-000432	REL-MOREHEAD 683-605 MOS	23,442.35

KENTUCKY UTILITIES COMPANY
CWIP SPEND - YTD - REGULATORY ACCOUNTING
MARCH 2020

<u>Project Number</u>	<u>Project Description</u>	<u>CWIP Spend</u>
SU-000433	RST-Danville North PCA,PAR,PIN	837.94
SU-000434	PDFR West Garrard	29,849.49
SU-000435	REL-RICHMOND 3 MOS	8,900.85
SU-000438	REL-Donerail MOS	27,113.80
SU-000439	TEP-Etown Bay Add	6,404.94
SU-000440	Lebanon 69kV Line	26,986.76
SU-000445	TEP-Hoover Cap Bank	151,528.94
Grand Total		129,196,105.39

[ToC](#)

KENTUCKY UTILITIES COMPANY
 RECONCILIATION OF SUMMARY OF UTILITY PLANT TO INCOME STATEMENT DEPRECIATION AND AMORTIZATION - REGULATORY ACCOUNTING
 MARCH 2020

	YTD Accruals	YTD Acct - 254	YTD IS Neutrality ARO Child Depr.	YTD Locomotives Acct - 151060	YTD Railcar Acct - 151060	YTD Gas Pipeline Acct - 151061	YTD Transportation Acct - 184315	YTD TC1 Cooling Twr Acct - 421001	Rounding	End Balance	
DEPRECIATION											
Electric Distribution	(9,469,407.39)	-	-	-	-	-	-	-	-	(9,469,407.39)	(9,469,407.39)
Electric Distribution - ARO	(3,429.46)	-	3,429.46	-	-	-	-	-	-	-	-
Electric General Plant	(3,431,090.91)	-	-	-	-	-	125,903.90	-	-	(3,305,187.01)	(3,305,187.01)
Electric Hydro Production	(324,207.41)	-	-	-	-	-	-	-	-	(324,207.41)	(324,207.41)
Electric Hydro Production - ARO	(4,472.04)	-	4,472.04	-	-	-	-	-	-	-	-
Electric Other Production	(10,708,877.68)	-	-	-	-	348,512.07	-	-	-	(10,360,365.61)	(10,360,365.61)
Electric Other Production - ARO	(5,037.36)	-	5,037.36	-	-	-	-	-	-	-	-
Electric Steam Production	(46,949,669.31)	-	-	-	-	-	-	-	-	(46,949,669.31)	(46,949,669.31)
Electric Steam Production - ARO	(3,278,123.54)	-	3,278,123.54	-	-	-	-	-	-	-	-
Electric Transmission	(6,767,385.23)	-	-	-	-	-	-	-	-	(6,767,385.23)	(6,767,385.23)
Electric Transmission - ARO	(1,842.27)	-	1,842.27	-	-	-	-	-	-	-	-
	(80,943,542.60)	-	3,292,904.67	-	-	348,512.07	125,903.90	-	-	(77,176,221.96)	(77,176,221.96)
AMORTIZATION											
Intangibles	(4,067,578.43)	-	-	-	-	-	-	-	-	(4,067,578.43)	(4,067,578.43)
Leaseholds	-	-	-	-	-	-	-	-	-	-	-
	(4,067,578.43)	-	-	-	-	-	-	-	-	(4,067,578.43)	(4,067,578.43)
TOTAL ACCRUAL & AMORTIZATION	(85,011,121.03)									(81,243,800.39)	

KU - Elec Utility Rev & Exp - YTD		
Depreciation	(77,176,221.96)	
Depreciation for ARO	(4,067,578.43)	
Amortization	(81,243,800.39)	
	-	

[ToC](#)

KENTUCKY UTILITIES COMPANY
TOTAL PLANT IN SERVICE - ELECTRIC - NBV - REGULATORY ACCOUNTING
MARCH 2020

KY, VA, TN	Beginning Balance	Additions	Retirements	Transfers/ Adjustments	Net Additions	Ending Balance	Reserve	Total Plant in Service Net Book Value
TOTAL 101 & 106								
Plant in Service								
Electric Distribution								
E360.10-Land Rights	2,613,745.11	-	-	-	-	2,613,745.11	(1,517,401.32)	1,096,343.79
E360.20-Land	6,445,100.64	(160,917.44)	-	2,552.30	(158,365.14)	6,286,735.50	(0.00)	6,286,735.50
E361.00-Structures and Improvements	23,585,471.40	396,698.84	-	-	396,698.84	23,982,170.24	(3,250,468.80)	20,731,701.44
E362.00-Station Equipment	247,209,432.15	8,114,325.99	(447,416.98)	-	7,666,909.01	254,876,341.16	(57,643,036.18)	197,233,304.98
E364.00-Poles, Towers, and Fixtures	441,841,505.13	3,056,245.81	(317,026.05)	-	2,739,219.76	444,580,724.89	(177,760,227.72)	266,820,497.17
E365.00-OH Conductors and Devices	443,558,155.25	5,994,249.88	(4,150,516.82)	833.65	1,844,566.71	445,402,721.96	(111,080,758.00)	334,321,963.96
E366.00-Underground Conduit	2,442,292.84	81,618.75	-	-	81,618.75	2,523,911.59	(1,074,430.89)	1,449,480.70
E367.00-UG Conductors and Devices	214,734,845.27	776,140.08	(238,289.29)	-	537,850.79	215,272,696.06	(55,539,404.63)	159,733,291.43
E368.00-Line Transformers	324,875,398.13	1,871,125.16	(1,514.84)	(833.65)	1,868,776.67	326,744,174.80	(152,632,686.94)	174,111,487.86
E369.00-Services	131,131,121.48	57,645.27	-	-	57,645.27	131,188,766.75	(67,063,576.21)	64,125,190.54
E370.00-Meters	63,851,139.29	395,850.61	-	-	395,850.61	64,246,989.90	(33,931,578.47)	30,315,411.43
E370.01-Meters AMS	2,900,336.75	20,753.41	-	-	20,753.41	2,921,090.16	(383,132.54)	2,537,957.62
E370.11-Meters AMI	770.41	-	-	-	-	770.41	(68.88)	701.53
E370.20-Meters CT and PT	11,614,807.14	-	(65,232.74)	-	(65,232.74)	11,549,574.40	(6,012,527.71)	5,537,046.69
E371.00-Install on Customer Premise	-	-	-	-	-	-	(76.08)	(76.08)
E371.01-Install Charging Stations - 101	159,233.81	-	-	-	-	159,233.81	(11,279.07)	147,954.74
E373.00-Street Lighting / Signal Sy	128,091,316.08	7,119,098.15	(2,012,028.57)	-	5,107,069.58	133,198,385.66	(47,388,075.12)	85,810,310.54
E374.05-ARO Cost Elec Dist (L/B)	486,475.13	-	(1,584.35)	-	(1,584.35)	484,890.78	(60,622.18)	424,268.60
E374.07-ARO Cost Elec Dist (Eqp)	25,485.32	-	-	-	-	25,485.32	(69,789.31)	(44,303.99)
	<u>2,045,566,631.33</u>	<u>27,722,834.51</u>	<u>(7,233,609.64)</u>	<u>2,552.30</u>	<u>20,491,777.17</u>	<u>2,066,058,408.50</u>	<u>(715,419,140.05)</u>	<u>1,350,639,268.45</u>
Electric General Plant								
E389.20-Land	3,685,284.01	18,064.99	(254,565.12)	129,404.01	(107,096.12)	3,578,187.89	-	3,578,187.89
E390.10-Structures and Improvements	78,245,341.89	231,919.23	(69,459.33)	-	162,459.90	78,407,801.79	(14,602,365.20)	63,805,436.59
E390.20-Improvements to Leased Property	405,820.43	-	-	-	-	405,820.43	(333,013.43)	72,807.00
E391.10-Office Equipment	12,276,222.03	276,911.44	(46,755.50)	-	230,155.94	12,506,377.97	(5,890,661.75)	6,615,716.22
E391.20-Non PC Computer Equipment	29,945,473.84	819,100.63	(2,657,626.73)	-	(1,838,526.10)	28,106,947.74	(11,713,428.70)	16,393,519.04
E391.30-Cash Processing Equipment	-	-	-	-	-	-	-	-
E391.31-Personal Computers	5,092,178.21	109,735.03	(21,932.55)	-	87,802.48	5,179,980.69	(1,361,580.34)	3,818,400.35
E392.00-Cars and Light Trucks	1,946,283.85	21,687.15	-	-	21,687.15	1,967,971.00	(788,228.28)	1,179,742.72
E392.10-Heavy Trucks and Other	5,900,276.08	186,423.21	(27,247.29)	-	159,175.92	6,059,452.00	(3,577,067.04)	2,482,384.96
E393.00-Stores Equipment	839,934.28	61,315.31	-	-	61,315.31	901,249.59	(439,504.67)	461,744.92
E394.00-Tools, Shop, and Garage Equ	15,014,148.13	132,894.89	(1,257.09)	-	131,637.80	15,145,785.93	(5,291,161.83)	9,854,624.10
E395.00-Laboratory Equipment	-	-	-	-	-	-	(0.00)	(0.00)
E396.00-Power Op Equip - Lg Mach	-	-	-	-	-	-	(0.00)	(0.00)
E396.10-Power Op Equip-Lg Mach	4,948,392.86	(334,479.21)	-	-	(334,479.21)	4,613,913.65	(1,371,479.79)	3,242,433.86
E396.20-Power Op Equip-Other	1,044,051.11	-	-	-	-	1,044,051.11	(334,312.53)	709,738.58
E397.00- Microwave, Fiber, Other	35,405,977.85	-	-	258,033.74	258,033.74	35,664,011.59	(14,742,884.72)	20,921,126.87
E397.10-Comm Eq Radio and Telephone	24,623,566.96	(278,215.69)	-	(258,033.74)	(536,249.43)	24,087,317.53	(14,263,718.27)	9,823,599.26
E397.20-DSM Communication Equipment	7,605,583.80	1,107.91	-	-	1,107.91	7,606,691.71	(3,993,398.22)	3,613,293.49
E398.00-Miscellaneous Equipment	-	-	-	-	-	-	0.00	0.00
	<u>226,978,535.33</u>	<u>1,246,464.89</u>	<u>(3,078,843.61)</u>	<u>129,404.01</u>	<u>(1,702,974.71)</u>	<u>225,275,560.62</u>	<u>(78,702,804.77)</u>	<u>146,572,755.85</u>

KENTUCKY UTILITIES COMPANY
 TOTAL PLANT IN SERVICE - ELECTRIC - NBV - REGULATORY ACCOUNTING
 MARCH 2020

[ToC](#)

KY, VA, TN	Beginning Balance	Additions	Retirements	Transfers/ Adjustments	Net Additions	Ending Balance	Reserve	Total Plant in Service Net Book Value
TOTAL 101 & 106								
Electric Hydro Production								
E330.10-Land Rights	855,636.47	-	-	-	-	855,636.47	(912,332.60)	(56,696.13)
E331.00-Structures and Improvements	4,532,355.14	(5,740.95)	-	-	(5,740.95)	4,526,614.19	(442,029.92)	4,084,584.27
E332.00-Reservoirs, Dams, and Water	21,885,646.37	-	-	-	-	21,885,646.37	(10,601,608.61)	11,284,037.76
E333.00-Water Wheels, Turbines, Gen	14,046,741.58	-	-	-	-	14,046,741.58	(3,067,167.78)	10,979,573.80
E334.00-Accessory Electric Equipmen	1,335,603.21	-	-	-	-	1,335,603.21	(382,488.29)	953,114.92
E335.00-Misc Power Plant Equipment	329,374.18	-	-	-	-	329,374.18	(171,418.89)	157,955.29
E336.00-Roads, Railroads, and Bridg	234,509.13	-	-	-	-	234,509.13	(105,585.32)	128,923.81
E337.07-ARO Cost Hydro Prod (Eqp)	645,787.99	-	-	-	-	645,787.99	(77,838.31)	567,949.68
	43,865,654.07	(5,740.95)	-	-	(5,740.95)	43,859,913.12	(15,760,469.72)	28,099,443.40
Electric Intangible Plant								
E301.00-Organization	44,455.58	-	-	-	-	44,455.58	-	44,455.58
E302.00-Franchises and Consents	55,918.83	-	-	-	-	55,918.83	(73,912.52)	(17,993.69)
E303.00-Misc Intangible Plant	67,553,380.79	6,604,740.16	(3,820,085.52)	-	2,784,654.64	70,338,035.43	(30,746,143.33)	39,591,892.10
E303.10-CCS Software	18,744,035.06	807.82	-	-	807.82	18,744,842.88	(7,617,176.73)	11,127,666.15
E303.30-Cloud Software Non Current	-	-	-	-	-	-	-	-
E303.40-Cloud Software Prepaids	-	-	-	-	-	-	-	-
	86,397,790.26	6,605,547.98	(3,820,085.52)	-	2,785,462.46	89,183,252.72	(38,437,232.58)	50,746,020.14
Electric Other Production								
E340.10-Land Rights	176,409.31	-	-	-	-	176,409.31	(133,084.15)	43,325.16
E340.20-Land	718,103.59	-	-	-	-	718,103.59	-	718,103.59
E341.00-Structures and Improvements	90,504,500.53	-	-	-	-	90,504,500.53	(30,321,076.40)	60,183,424.13
E342.00-Fuel Holders, Producers, Ac	63,133,825.60	-	(48,430.58)	-	(48,430.58)	63,085,395.02	(24,159,756.88)	38,925,638.14
E342.01-AROP Fuel Holders, Prod, Ac	-	-	-	-	-	-	0.00	0.00
E343.00-Prime Movers	668,363,592.74	438,765.39	(213,122.44)	-	225,642.95	668,589,235.69	(251,597,596.78)	416,991,638.91
E344.00-Generators	137,556,371.75	263,993.62	-	-	263,993.62	137,820,365.37	(51,262,027.69)	86,558,337.68
E345.00-Accessory Electric Equipmen	76,205,406.24	86,775.41	-	-	86,775.41	76,292,181.65	(32,326,364.39)	43,965,817.26
E345.01-AROP Accessory Electric Equipmen	-	-	-	-	-	-	-	-
E346.00-Misc Power Plant Equipment	9,274,950.00	(6,062.76)	-	-	(6,062.76)	9,268,887.24	(4,151,682.96)	5,117,204.28
E347.07-ARO Cost Other Prod (Eqp)	406,991.12	-	-	-	-	406,991.12	(98,713.82)	308,277.30
	1,046,340,150.88	783,471.66	(261,553.02)	-	521,918.64	1,046,862,069.52	(394,050,303.07)	652,811,766.45

KENTUCKY UTILITIES COMPANY
 TOTAL PLANT IN SERVICE - ELECTRIC - NBV - REGULATORY ACCOUNTING
 MARCH 2020

[ToC](#)

KY, VA, TN	Beginning Balance	Additions	Retirements	Transfers/ Adjustments	Net Additions	Ending Balance	Reserve	Total Plant in Service Net Book Value
TOTAL 101 & 106								
Electric Steam Production								
E310.20-Land	24,943,362.20	27,635.93	-	-	27,635.93	24,970,998.13	-	24,970,998.13
E311.00-Structures and Improvements	351,395,782.45	726,819.64	(85,424.86)	-	641,394.78	352,037,177.23	(164,569,255.94)	187,467,921.29
E311.01-AROP Structures and Improv	-	-	-	-	-	-	-	-
E312.00-Boiler Plant Equipment	4,065,400,613.55	37,052,802.30	(17,253,849.89)	-	19,798,952.41	4,085,199,565.96	(1,338,739,069.93)	2,746,460,496.03
E312.01-AROP Boiler Plant Equipment	-	-	-	-	-	-	-	-
E314.00-Turbogenerator Units	336,536,844.04	2,330,698.39	(1,779,311.85)	-	551,386.54	337,088,230.58	(143,119,073.98)	193,969,156.60
E314.01-AROP Turbogenerator Units	-	-	-	-	-	-	-	-
E315.00-Accessory Electric Equipmen	258,560,974.13	5,146,540.18	(420,031.44)	-	4,726,508.74	263,287,482.87	(119,353,943.16)	143,933,539.71
E315.01-AROP Accessory Electric Equipmen	-	-	-	-	-	-	-	-
E316.00-Misc Power Plant Equip	39,344,056.61	1,237,038.74	(106,599.01)	-	1,130,439.73	40,474,496.34	(17,214,528.75)	23,259,967.59
E317.07-ARO Cost Steam (Eqp)	18,102,066.09	-	(542,275.10)	-	(542,275.10)	17,559,790.99	(3,901,586.91)	13,658,204.08
E317.08-ARO Cost Steam (CCR)	167,880,799.87	-	(43,913,603.41)	17,711,264.93	(26,202,338.48)	141,678,461.39	(97,285,033.07)	44,393,428.32
	5,262,164,498.94	46,521,535.18	(64,101,095.56)	17,711,264.93	131,704.55	5,262,296,203.49	(1,884,182,491.74)	3,378,113,711.75
Electric Transmission								
E350.10-Land Rights	29,552,045.48	-	-	-	-	29,552,045.48	(18,167,180.10)	11,384,865.38
E350.20-Land	2,362,496.70	-	-	-	-	2,362,496.70	-	2,362,496.70
E352.10-Struct & Imp-Non Sys Contro	33,695,572.61	160,871.19	(8,718.47)	-	152,152.72	33,847,725.33	(8,201,041.57)	25,646,683.76
E352.20-Struct & Imp-Sys Control/Co	5,772.53	(5,772.53)	-	-	(5,772.53)	-	44,628.55	44,628.55
E353.10-Station Equipment - Non Sys	355,431,255.50	4,244,767.31	(58,829.96)	889,166.40	5,075,103.75	360,506,359.25	(80,781,458.70)	279,724,900.55
E353.11-AROP Station Equip Non Sys	-	-	-	-	-	-	(0.00)	(0.00)
E353.20-Station Equip-Sys Control	2,027,756.95	-	-	(889,166.40)	(889,166.40)	1,138,590.55	(2,875,931.62)	(1,737,341.07)
E354.00-Towers and Fixtures	77,967,975.88	-	-	-	-	77,967,975.88	(53,941,906.98)	24,026,068.90
E355.00-Poles and Fixtures	425,161,955.33	9,242,127.57	(181,277.04)	-	9,060,850.53	434,222,805.86	(85,787,734.00)	348,435,071.86
E356.00-OH Conductors and Devices	210,617,049.57	6,217,088.12	(17,708.09)	-	6,199,380.03	216,816,429.60	(120,534,463.35)	96,281,966.25
E357.00-Underground Conduit	677,568.72	4,310.12	-	-	4,310.12	681,878.84	(267,052.73)	414,826.11
E358.00-UG Conductors and Devices	1,364,289.20	1,073.61	-	-	1,073.61	1,365,362.81	(970,814.79)	394,548.02
E359.15-ARO Cost Transm (L/B)	38,195.86	-	-	-	-	38,195.86	(8,006.11)	30,189.75
E359.17-ARO Cost Transm (Eqp)	216,121.55	-	-	-	-	216,121.55	(100,379.29)	115,742.26
	1,139,118,055.88	19,864,465.39	(266,533.56)	-	19,597,931.83	1,158,715,987.71	(371,591,340.69)	787,124,647.02
Total Plant in Service	9,850,431,316.69	102,738,578.66	(78,761,720.91)	17,843,221.24	41,820,078.99	9,892,251,395.68	(3,498,143,782.62)	6,394,107,613.06

KENTUCKY UTILITIES COMPANY

[ToC](#)TOTAL PLANT IN SERVICE - ELECTRIC - COST - REGULATORY ACCOUNTING
MARCH 2020

KY, VA, TN Plant in Service TOTAL 101	Beginning Balance	Additions	Retirements	Transfers/ Adjustments	Net Additions	Ending Balance
Electric Distribution						
E360.10-Land Rights	2,613,745.11	-	-	-	-	2,613,745.11
E360.20-Land	6,278,890.91	5,292.29	-	2,552.30	7,844.59	6,286,735.50
E361.00-Structures and Improvements	15,659,448.44	166,209.73	-	-	166,209.73	15,825,658.17
E362.00-Station Equipment	221,969,156.58	1,693,954.58	(447,416.98)	-	1,246,537.60	223,215,694.18
E364.00-Poles, Towers, and Fixtures	421,243,086.88	3,323,068.88	(317,026.05)	-	3,006,042.83	424,249,129.71
E365.00-OH Conductors and Devices	390,395,566.34	7,103,258.78	(4,150,516.82)	833.65	2,953,575.61	393,349,141.95
E366.00-Underground Conduit	2,440,498.62	81,164.42	-	-	81,164.42	2,521,663.04
E367.00-UG Conductors and Devices	208,191,642.61	1,457,190.20	(238,289.29)	-	1,218,900.91	209,410,543.52
E368.00-Line Transformers	323,993,049.67	3,625.69	(1,514.84)	(833.65)	1,277.20	323,994,326.87
E369.00-Services	131,076,427.81	-	-	-	-	131,076,427.81
E370.00-Meters	63,594,396.32	18,497.02	-	-	18,497.02	63,612,893.34
E370.01-Meters AMS	2,894,834.71	-	-	-	-	2,894,834.71
E370.11-Meters AMI	770.41	-	-	-	-	770.41
E370.20-Meters CT and PT	11,614,807.14	-	(65,232.74)	-	(65,232.74)	11,549,574.40
E371.00-Install on Customer Premise	-	-	-	-	-	-
E371.01-Install Charging Stations - 101	159,233.81	-	-	-	-	159,233.81
E373.00-Street Lighting / Signal Sy	122,843,100.62	10,385,732.45	(2,012,028.57)	-	8,373,703.88	131,216,804.50
E374.05-ARO Cost Elec Dist (L/B)	486,475.13	-	(1,584.35)	-	(1,584.35)	484,890.78
E374.07-ARO Cost Elec Dist (Eqp)	25,485.32	-	-	-	-	25,485.32
	1,925,480,616.43	24,237,994.04	(7,233,609.64)	2,552.30	17,006,936.70	1,942,487,553.13
Electric General Plant						
E389.20-Land	3,685,284.01	18,064.99	(254,565.12)	129,404.01	(107,096.12)	3,578,187.89
E390.10-Structures and Improvements	71,141,250.53	459,075.66	(69,459.33)	-	389,616.33	71,530,866.86
E390.20-Improvements to Leased Property	405,820.43	-	-	-	-	405,820.43
E391.10-Office Equipment	12,239,105.03	293,065.56	(46,755.50)	-	246,310.06	12,485,415.09
E391.20-Non PC Computer Equipment	25,805,336.73	229,982.86	(2,657,626.73)	-	(2,427,643.87)	23,377,692.86
E391.30-Cash Processing Equipment	-	-	-	-	-	-
E391.31-Personal Computers	5,092,134.06	44.15	(21,932.55)	-	(21,888.40)	5,070,245.66
E392.00-Cars and Light Trucks	1,707,240.20	32,357.20	-	-	32,357.20	1,739,597.40
E392.10-Heavy Trucks and Other	5,876,572.23	210,127.06	(27,247.29)	-	182,879.77	6,059,452.00
E393.00-Stores Equipment	839,934.28	-	-	-	-	839,934.28
E394.00-Tools, Shop, and Garage Equ	14,371,783.21	29,576.63	(1,257.09)	-	28,319.54	14,400,102.75
E395.00-Laboratory Equipment	-	-	-	-	-	-
E396.00-Power Op Equip - Lg Mach	-	-	-	-	-	-
E396.10-Power Op Equip-Lg Mach	4,295,928.32	61,584.45	-	-	61,584.45	4,357,512.77
E396.20-Power Op Equip-Other	619,624.37	-	-	-	-	619,624.37
E397.00- Microwave, Fiber, Other	35,196,487.39	172,453.53	-	258,033.74	430,487.27	35,626,974.66
E397.10-Comm Eq Radio and Telephone	21,818,020.03	189,137.34	-	(258,033.74)	(68,896.40)	21,749,123.63
E397.20-DSM Communication Equipment	7,605,475.12	-	-	-	-	7,605,475.12
E398.00-Miscellaneous Equipment	-	-	-	-	-	-
	210,699,995.94	1,695,469.43	(3,078,843.61)	129,404.01	(1,253,970.17)	209,446,025.77

KENTUCKY UTILITIES COMPANY

[ToC](#)TOTAL PLANT IN SERVICE - ELECTRIC - COST - REGULATORY ACCOUNTING
MARCH 2020

	Beginning Balance	Additions	Retirements	Transfers/ Adjustments	Net Additions	Ending Balance
KY, VA, TN Plant in Service						
Electric Hydro Production						
E330.10-Land Rights	855,636.47	-	-	-	-	855,636.47
E331.00-Structures and Improvements	3,330,950.90	-	-	-	-	3,330,950.90
E332.00-Reservoirs, Dams, and Water	21,885,646.37	-	-	-	-	21,885,646.37
E333.00-Water Wheels, Turbines, Gen	14,046,741.58	-	-	-	-	14,046,741.58
E334.00-Accessory Electric Equipmen	1,335,603.21	-	-	-	-	1,335,603.21
E335.00-Misc Power Plant Equipment	329,374.18	-	-	-	-	329,374.18
E336.00-Roads, Railroads, and Bridg	234,509.13	-	-	-	-	234,509.13
E337.07-ARO Cost Hydro Prod (Eqp)	645,787.99	-	-	-	-	645,787.99
	42,664,249.83	-	-	-	-	42,664,249.83
Electric Intangible Plant						
E301.00-Organization	44,455.58	-	-	-	-	44,455.58
E302.00-Franchises and Consents	55,918.83	-	-	-	-	55,918.83
E303.00-Misc Intangible Plant	61,543,954.11	2,274,254.90	(3,820,085.52)	-	(1,545,830.62)	59,998,123.49
E303.10-CCS Software	18,416,510.52	-	-	-	-	18,416,510.52
E303.30-Cloud Software Non Current	-	-	-	-	-	-
E303.40-Cloud Software Prepays	-	-	-	-	-	-
	80,060,839.04	2,274,254.90	(3,820,085.52)	-	(1,545,830.62)	78,515,008.42
Electric Other Production						
E340.10-Land Rights	176,409.31	-	-	-	-	176,409.31
E340.20-Land	718,103.59	-	-	-	-	718,103.59
E341.00-Structures and Improvements	89,331,241.68	37,736.89	-	-	37,736.89	89,368,978.57
E342.00-Fuel Holders, Producers, Ac	63,118,020.74	15,804.86	(48,430.58)	-	(32,625.72)	63,085,395.02
E342.01-AROP Fuel Holders, Prod, Ac	-	-	-	-	-	-
E343.00-Prime Movers	650,805,403.18	292,814.17	(213,122.44)	-	79,691.73	650,885,094.91
E344.00-Generators	136,232,711.37	35,169.09	-	-	35,169.09	136,267,880.46
E345.00-Accessory Electric Equipmen	75,589,752.96	129,255.47	-	-	129,255.47	75,719,008.43
E345.01-AROP Accessory Electric Equipmen	-	-	-	-	-	-
E346.00-Misc Power Plant Equipment	9,150,416.66	33,898.33	-	-	33,898.33	9,184,314.99
E347.07-ARO Cost Other Prod (Eqp)	406,991.12	-	-	-	-	406,991.12
	1,025,529,050.61	544,678.81	(261,553.02)	-	283,125.79	1,025,812,176.40

KENTUCKY UTILITIES COMPANY

[ToC](#)TOTAL PLANT IN SERVICE - ELECTRIC - COST - REGULATORY ACCOUNTING
MARCH 2020

	Beginning Balance	Additions	Retirements	Transfers/ Adjustments	Net Additions	Ending Balance
KY, VA, TN Plant in Service						
Electric Steam Production						
E310.20-Land	24,943,362.20	27,635.93	-	-	27,635.93	24,970,998.13
E311.00-Structures and Improvements	347,887,163.05	719,514.24	(85,424.86)	-	634,089.38	348,521,252.43
E311.01-AROP Structures and Improv	-	-	-	-	-	-
E312.00-Boiler Plant Equipment	3,898,113,483.41	24,110,546.43	(17,253,849.89)	-	6,856,696.54	3,904,970,179.95
E312.01-AROP Boiler Plant Equipment	-	-	-	-	-	-
E314.00-Turbogenerator Units	311,019,404.30	14,088,092.74	(1,779,311.85)	-	12,308,780.89	323,328,185.19
E314.01-AROP Turbogenerator Units	-	-	-	-	-	-
E315.00-Accessory Electric Equipmen	250,261,145.62	6,721,727.08	(420,031.44)	-	6,301,695.64	256,562,841.26
E315.01-AROP Accessory Electric Equipmen	-	-	-	-	-	-
E316.00-Misc Power Plant Equip	38,453,587.17	272,007.30	(106,599.01)	-	165,408.29	38,618,995.46
E317.07-ARO Cost Steam (Eqp)	18,102,066.09	-	(542,275.10)	-	(542,275.10)	17,559,790.99
E317.08-ARO Cost Steam (CCR)	167,880,799.87	-	(43,913,603.41)	17,711,264.93	(26,202,338.48)	141,678,461.39
	5,056,661,011.71	45,939,523.72	(64,101,095.56)	17,711,264.93	(450,306.91)	5,056,210,704.80
Electric Transmission						
E350.10-Land Rights	29,552,045.48	-	-	-	-	29,552,045.48
E350.20-Land	2,362,496.70	-	-	-	-	2,362,496.70
E352.10-Struct & Imp-Non Sys Contro	31,173,082.36	166,226.37	(8,718.47)	-	157,507.90	31,330,590.26
E352.20-Struct & Imp-Sys Control/Co	-	-	-	-	-	-
E353.10-Station Equipment - Non Sys	309,381,590.47	2,177,045.05	(58,829.96)	889,166.40	3,007,381.49	312,388,971.96
E353.11-AROP Station Equip Non Sys	-	-	-	-	-	-
E353.20-Station Equip-Sys Control	2,027,756.95	-	-	(889,166.40)	(889,166.40)	1,138,590.55
E354.00-Towers and Fixtures	77,967,975.88	-	-	-	-	77,967,975.88
E355.00-Poles and Fixtures	361,436,514.53	7,159,832.59	(181,277.04)	-	6,978,555.55	368,415,070.08
E356.00-OH Conductors and Devices	191,738,565.07	4,469,233.36	(17,708.09)	-	4,451,525.27	196,190,090.34
E357.00-Underground Conduit	448,760.26	-	-	-	-	448,760.26
E358.00-UG Conductors and Devices	1,303,529.01	-	-	-	-	1,303,529.01
E359.15-ARO Cost Transm (L/B)	38,195.86	-	-	-	-	38,195.86
E359.17-ARO Cost Transm (Eqp)	216,121.55	-	-	-	-	216,121.55
	1,007,646,634.12	13,972,337.37	(266,533.56)	-	13,705,803.81	1,021,352,437.93
Total 101 Plant in Service	9,348,742,397.68	88,664,258.27	(78,761,720.91)	17,843,221.24	27,745,758.60	9,376,488,156.28
106 - Construction Completed not Classified						
Electric Distribution						
E360.20-Land	166,209.73	(166,209.73)	-	-	(166,209.73)	-
E361.00-Structures and Improvements	7,926,022.96	230,489.11	-	-	230,489.11	8,156,512.07
E362.00-Station Equipment	25,240,275.57	6,420,371.41	-	-	6,420,371.41	31,660,646.98
E364.00-Poles, Towers, and Fixtures	20,598,418.25	(266,823.07)	-	-	(266,823.07)	20,331,595.18
E365.00-OH Conductors and Devices	53,162,588.91	(1,109,008.90)	-	-	(1,109,008.90)	52,053,580.01
E366.00-Underground Conduit	1,794.22	454.33	-	-	454.33	2,248.55
E367.00-UG Conductors and Devices	6,543,202.66	(681,050.12)	-	-	(681,050.12)	5,862,152.54
E368.00-Line Transformers	882,348.46	1,867,499.47	-	-	1,867,499.47	2,749,847.93
E369.00-Services	54,693.67	57,645.27	-	-	57,645.27	112,338.94
E370.00-Meters	256,742.97	377,353.59	-	-	377,353.59	634,096.56
E370.01-Meters AMS	5,502.04	20,753.41	-	-	20,753.41	26,255.45
E370.11-Meters AMI	-	-	-	-	-	-

KENTUCKY UTILITIES COMPANY

[ToC](#)TOTAL PLANT IN SERVICE - ELECTRIC - COST - REGULATORY ACCOUNTING
MARCH 2020

	Beginning Balance	Additions	Retirements	Transfers/ Adjustments	Net Additions	Ending Balance
KY, VA, TN Plant in Service						
E371.00-Install on Customer Premise	-	-	-	-	-	-
E373.00-Street Lighting / Signal Sy	5,248,215.46	(3,266,634.30)	-	-	(3,266,634.30)	1,981,581.16
	120,086,014.90	3,484,840.47	-	-	3,484,840.47	123,570,855.37
Electric General Plant						
E390.10-Structures and Improvements	7,104,091.36	(227,156.43)	-	-	(227,156.43)	6,876,934.93
E391.10-Office Equipment	37,117.00	(16,154.12)	-	-	(16,154.12)	20,962.88
E391.20-Non PC Computer Equipment	4,140,137.11	589,117.77	-	-	589,117.77	4,729,254.88
E391.30-Cash Processing Equipment	-	-	-	-	-	-
E391.31-Personal Computers	44.15	109,690.88	-	-	109,690.88	109,735.03
E392.00-Cars and Light Trucks	239,043.65	(10,670.05)	-	-	(10,670.05)	228,373.60
E392.10-Heavy Trucks and Other	23,703.85	(23,703.85)	-	-	(23,703.85)	-
E393.00-Stores Equipment	-	61,315.31	-	-	61,315.31	61,315.31
E394.00-Tools, Shop, and Garage Equ	642,364.92	103,318.26	-	-	103,318.26	745,683.18
E396.00-Power Op Equip - Lg Mach	-	-	-	-	-	-
E396.10-Power Op Equip-Lg Mach	652,464.54	(396,063.66)	-	-	(396,063.66)	256,400.88
E396.20-Power Op Equip-Other	424,426.74	-	-	-	-	424,426.74
E397.00-Comm Equip Microwave	209,490.46	(172,453.53)	-	-	(172,453.53)	37,036.93
E397.10-Comm Equip General	2,805,546.93	(467,353.03)	-	-	(467,353.03)	2,338,193.90
E397.20-Communication Equipment	108.68	1,107.91	-	-	1,107.91	1,216.59
	16,278,539.39	(449,004.54)	-	-	(449,004.54)	15,829,534.85
Electric Hydro Production						
E331.00-Structures and Improvements	1,201,404.24	(5,740.95)	-	-	(5,740.95)	1,195,663.29
E332.00-Reservoirs, Dams, and Water	-	-	-	-	-	-
E333.00-Water Wheels, Turbines, Gen	0.00	-	-	-	-	0.00
E334.00-Accessory Elec Equip	-	-	-	-	-	-
E335.00-Misc Power Plant Equipment	-	-	-	-	-	-
E336.00-Roads, Railroads, and Bridg	-	-	-	-	-	-
	1,201,404.24	(5,740.95)	-	-	(5,740.95)	1,195,663.29
Electric Intangible Plant						
E303.00-Misc Intangible Plant	6,009,426.68	4,330,485.26	-	-	4,330,485.26	10,339,911.94
E303.10-CCS Software	327,524.54	807.82	-	-	807.82	328,332.36
E303.30-Cloud Software Non Current	-	-	-	-	-	-
E303.40-Cloud Software Prepays	-	-	-	-	-	-
	6,336,951.22	4,331,293.08	-	-	4,331,293.08	10,668,244.30
Electric Other Production						
E341.00-Structures and Improvements	1,173,258.85	(37,736.89)	-	-	(37,736.89)	1,135,521.96
E342.00-Fuel Holders, Producers, Ac	15,804.86	(15,804.86)	-	-	(15,804.86)	-
E343.00-Prime Movers	17,558,189.56	145,951.22	-	-	145,951.22	17,704,140.78
E344.00-Generators	1,323,660.38	228,824.53	-	-	228,824.53	1,552,484.91
E345.00-Accessory Electric Equip	615,653.28	(42,480.06)	-	-	(42,480.06)	573,173.22
E346.00-Misc Power Plant Equip	124,533.34	(39,961.09)	-	-	(39,961.09)	84,572.25
	20,811,100.27	238,792.85	-	-	238,792.85	21,049,893.12
Electric Steam Production						
E310.20-Land	-	-	-	-	-	-

[ToC](#)

KENTUCKY UTILITIES COMPANY
TOTAL PLANT IN SERVICE - ELECTRIC - COST - REGULATORY ACCOUNTING
MARCH 2020

	Beginning Balance	Additions	Retirements	Transfers/ Adjustments	Net Additions	Ending Balance
KY, VA, TN Plant in Service						
E311.00-Structures and Improvements	3,508,619.40	7,305.40	-	-	7,305.40	3,515,924.80
E311.01-AROP Structures and Improvements	-	-	-	-	-	-
E312.00-Boiler Plant Equipment	167,287,130.14	12,942,255.87	-	-	12,942,255.87	180,229,386.01
E314.00-Turbogenerator Units	25,517,439.74	(11,757,394.35)	-	-	(11,757,394.35)	13,760,045.39
E315.00-Accessory Electric Equipmen	8,299,828.51	(1,575,186.90)	-	-	(1,575,186.90)	6,724,641.61
E316.00-Misc Power Plant Equip	890,469.44	965,031.44	-	-	965,031.44	1,855,500.88
	205,503,487.23	582,011.46	-	-	582,011.46	206,085,498.69
Electric Transmission						
E350.10-Land Rights	-	-	-	-	-	-
E350.20-Land	-	-	-	-	-	-
E352.10-Struct & Imp-Non Sys Contro	2,522,490.25	(5,355.18)	-	-	(5,355.18)	2,517,135.07
E352.20-Struct & Imp-Sys Control/Co - 106	5,772.53	(5,772.53)	-	-	(5,772.53)	-
E353.10-Station Equipment - Non Sys	46,049,665.03	2,067,722.26	-	-	2,067,722.26	48,117,387.29
E353.20-Station Equip-Sys Control	-	-	-	-	-	-
E354.00-Towers and Fixtures	(0.00)	-	-	-	-	(0.00)
E355.00-Poles and Fixtures	63,725,440.80	2,082,294.98	-	-	2,082,294.98	65,807,735.78
E356.00-OH Conductors and Devices	18,878,484.50	1,747,854.76	-	-	1,747,854.76	20,626,339.26
E357.00-Underground Conduit	228,808.46	4,310.12	-	-	4,310.12	233,118.58
E358.00-UG Conductors and Devices	60,760.19	1,073.61	-	-	1,073.61	61,833.80
	131,471,421.76	5,892,128.02	-	-	5,892,128.02	137,363,549.78
Total 106 Construction Completed not Classified	501,688,919.01	14,074,320.39	-	-	14,074,320.39	515,763,239.40
Total Plant in Service	9,850,431,316.69	102,738,578.66	(78,761,720.91)	17,843,221.24	41,820,078.99	9,892,251,395.68

[ToC](#)

KENTUCKY UTILITIES COMPANY
 KENTUCKY - TOTAL PLANT IN SERVICE - ELECTRIC - NBV - REGULATORY ACCOUNTING
 MARCH 2020

	Beginning Balance	Additions	Retirements	Transfers/ Adjustments	Net Additions	Ending Balance	Reserve	Total Plant in Service Net Book Value
TOTAL 101 & 106 Plant in Service								
Electric Distribution								
E360.10-Land Rights	2,407,878.41	-	-	-	-	2,407,878.41	(1,443,926.27)	963,952.14
E360.20-Land	6,340,439.21	(160,917.44)	-	2,552.30	(158,365.14)	6,182,074.07	(0.00)	6,182,074.07
E361.00-Structures and Improvements	22,921,571.81	396,698.84	-	-	396,698.84	23,318,270.65	(3,085,449.92)	20,232,820.73
E362.00-Station Equipment	238,362,252.62	8,114,325.99	(447,416.98)	-	7,666,909.01	246,029,161.63	(54,142,899.54)	191,886,262.09
E364.00-Poles, Towers, and Fixtures	409,428,221.16	2,898,183.24	(262,930.52)	-	2,635,252.72	412,063,473.88	(164,237,415.12)	247,826,058.76
E365.00-OH Conductors and Devices	414,708,487.57	5,760,179.64	(3,782,702.26)	-	1,977,477.38	416,685,964.95	(102,514,537.81)	314,171,427.14
E366.00-Underground Conduit	2,442,292.84	81,618.75	-	-	81,618.75	2,523,911.59	(1,074,430.89)	1,449,480.70
E367.00-UG Conductors and Devices	210,150,855.61	767,598.35	(227,335.50)	-	540,262.85	210,691,118.46	(54,685,538.32)	156,005,580.14
E368.00-Line Transformers	313,858,238.17	1,869,760.83	(1,514.84)	-	1,868,245.99	315,726,484.16	(146,983,755.36)	168,742,728.80
E369.00-Services	124,824,648.26	57,645.27	-	-	57,645.27	124,882,293.53	(62,626,746.92)	62,255,546.61
E370.00-Meters	60,918,528.72	263,900.47	-	-	263,900.47	61,182,429.19	(31,803,470.00)	29,378,959.19
E370.01-Meters AMS	2,900,336.75	20,753.41	-	-	20,753.41	2,921,090.16	(383,132.54)	2,537,957.62
E370.11-Meters AMI	770.41	-	-	-	-	770.41	(68.88)	701.53
E370.20-Meters CT and PT	10,797,002.21	-	(65,232.74)	-	(65,232.74)	10,731,769.47	(5,329,137.96)	5,402,631.51
E371.00-Install on Customer Premise	-	-	-	-	-	-	(76.08)	(76.08)
E371.01-Install Charging Stations - 101	159,233.81	-	-	-	-	159,233.81	(11,279.07)	147,954.74
E373.00-Street Lighting / Signal Sy	124,178,443.10	7,099,219.16	(2,009,707.54)	-	5,089,511.62	129,267,954.72	(45,353,289.63)	83,914,665.09
E374.05-ARO Cost Elec Dist (L/B)	486,475.13	-	(1,584.35)	-	(1,584.35)	484,890.78	(60,622.18)	424,268.60
E374.07-ARO Cost Elec Dist (Eqp)	25,485.32	-	-	-	-	25,485.32	(69,789.31)	(44,303.99)
	1,944,911,161.11	27,168,966.51	(6,798,424.73)	2,552.30	20,373,094.08	1,965,284,255.19	(673,805,565.80)	1,291,478,689.39
Electric General Plant								
E389.20-Land	3,155,548.41	18,064.99	(254,565.12)	129,404.01	(107,096.12)	3,048,452.29	-	3,048,452.29
E390.10-Structures and Improvements	71,716,395.12	267,516.09	(69,459.33)	-	198,056.76	71,914,451.88	(14,157,299.15)	57,757,152.73
E390.20-Improvements to Leased Property	393,430.20	-	-	-	-	393,430.20	(316,027.71)	77,402.49
E391.10-Office Equipment	12,275,147.93	276,911.44	(46,755.50)	-	230,155.94	12,505,303.87	(5,890,589.60)	6,614,714.27
E391.20-Non PC Computer Equipment	29,945,473.84	819,100.63	(2,657,626.73)	-	(1,838,526.10)	28,106,947.74	(11,713,737.35)	16,393,210.39
E391.30-Cash Processing Equipment	-	-	-	-	-	-	-	-
E391.31-Personal Computers	5,092,178.21	109,735.03	(21,932.55)	-	87,802.48	5,179,980.69	(1,361,580.34)	3,818,400.35
E392.00-Cars and Light Trucks	1,895,698.79	21,687.15	-	-	21,687.15	1,917,385.94	(786,301.77)	1,131,084.17
E392.10-Heavy Trucks and Other	5,900,276.08	186,423.21	(27,247.29)	-	159,175.92	6,059,452.00	(3,577,067.04)	2,482,384.96
E393.00-Stores Equipment	839,057.73	61,315.31	-	-	61,315.31	900,373.04	(439,247.28)	461,125.76
E394.00-Tools, Shop, and Garage Equ	14,539,370.79	132,894.89	(1,257.09)	-	131,637.80	14,671,008.59	(5,062,581.22)	9,608,427.37
E395.00-Laboratory Equipment	-	-	-	-	-	-	(0.00)	(0.00)
E396.00-Power Op Equip - Lg Mach	-	-	-	-	-	-	(0.00)	(0.00)
E396.10-Power Op Equip-Lg Mach	4,656,379.01	(520,065.53)	-	-	(520,065.53)	4,136,313.48	(1,219,641.62)	2,916,671.86
E396.20-Power Op Equip-Other	1,044,051.11	-	-	-	-	1,044,051.11	(334,312.53)	709,738.58
E397.00- Microwave, Fiber, Other	34,408,930.95	-	-	-	-	34,408,930.95	(14,067,053.89)	20,341,877.06
E397.10-Comm Eq Radio and Telephone	24,365,533.22	(278,215.69)	-	-	(278,215.69)	24,087,317.53	(14,262,552.82)	9,824,764.71
E397.20-DSM Communication Equipment	7,605,583.80	1,107.91	-	-	1,107.91	7,606,691.71	(3,993,398.22)	3,613,293.49
E398.00-Miscellaneous Equipment	-	-	-	-	-	-	0.00	0.00
	217,833,055.19	1,096,475.43	(3,078,843.61)	129,404.01	(1,852,964.17)	215,980,091.02	(77,181,390.54)	138,798,700.48

KENTUCKY UTILITIES COMPANY
KENTUCKY - TOTAL PLANT IN SERVICE - ELECTRIC - NBV - REGULATORY ACCOUNTING
MARCH 2020

[ToC](#)

	Beginning Balance	Additions	Retirements	Transfers/ Adjustments	Net Additions	Ending Balance	Reserve	Total Plant in Service Net Book Value
TOTAL 101 & 106								
Electric Hydro Production								
E330.10-Land Rights	855,636.47	-	-	-	-	855,636.47	(912,332.60)	(56,696.13)
E331.00-Structures and Improvements	4,532,355.14	(5,740.95)	-	-	(5,740.95)	4,526,614.19	(442,029.92)	4,084,584.27
E332.00-Reservoirs, Dams, and Water	21,885,646.37	-	-	-	-	21,885,646.37	(10,601,608.61)	11,284,037.76
E333.00-Water Wheels, Turbines, Gen	14,046,741.58	-	-	-	-	14,046,741.58	(3,067,167.78)	10,979,573.80
E334.00-Accessory Electric Equipmen	1,335,603.21	-	-	-	-	1,335,603.21	(382,488.29)	953,114.92
E335.00-Misc Power Plant Equipment	329,374.18	-	-	-	-	329,374.18	(171,418.89)	157,955.29
E336.00-Roads, Railroads, and Bridg	234,509.13	-	-	-	-	234,509.13	(105,585.32)	128,923.81
E337.07-ARO Cost Hydro Prod (Eqp)	645,787.99	-	-	-	-	645,787.99	(77,838.31)	567,949.68
	<u>43,865,654.07</u>	<u>(5,740.95)</u>	<u>-</u>	<u>-</u>	<u>(5,740.95)</u>	<u>43,859,913.12</u>	<u>(15,760,469.72)</u>	<u>28,099,443.40</u>
Electric Intangible Plant								
E301.00-Organization	39,116.89	-	-	-	-	39,116.89	-	39,116.89
E302.00-Franchises and Consents	55,918.83	-	-	-	-	55,918.83	(73,912.52)	(17,993.69)
E303.00-Misc Intangible Plant	67,553,380.79	6,604,740.16	(3,820,085.52)	-	2,784,654.64	70,338,035.43	(30,746,143.33)	39,591,892.10
E303.10-CCS Software	18,744,035.06	807.82	-	-	807.82	18,744,842.88	(7,617,176.73)	11,127,666.15
E303.30-Cloud Software Non Current	-	-	-	-	-	-	-	-
E303.40-Cloud Software Prepays	-	-	-	-	-	-	-	-
	<u>86,392,451.57</u>	<u>6,605,547.98</u>	<u>(3,820,085.52)</u>	<u>-</u>	<u>2,785,462.46</u>	<u>89,177,914.03</u>	<u>(38,437,232.58)</u>	<u>50,740,681.45</u>
Electric Other Production								
E340.10-Land Rights	176,409.31	-	-	-	-	176,409.31	(133,084.15)	43,325.16
E340.20-Land	718,103.59	-	-	-	-	718,103.59	-	718,103.59
E341.00-Structures and Improvements	90,504,500.53	-	-	-	-	90,504,500.53	(30,321,076.40)	60,183,424.13
E342.00-Fuel Holders, Producers, Ac	63,133,825.60	-	(48,430.58)	-	(48,430.58)	63,085,395.02	(24,159,756.88)	38,925,638.14
E342.01-AROP Fuel Holders, Prod, Ac	-	-	-	-	-	-	0.00	0.00
E343.00-Prime Movers	668,363,592.74	438,765.39	(213,122.44)	-	225,642.95	668,589,235.69	(251,597,596.78)	416,991,638.91
E344.00-Generators	137,556,371.75	263,993.62	-	-	263,993.62	137,820,365.37	(51,262,027.69)	86,558,337.68
E345.00-Accessory Electric Equipmen	76,205,406.24	86,775.41	-	-	86,775.41	76,292,181.65	(32,326,364.39)	43,965,817.26
E345.01-AROP Accessory Electric Equipmen	-	-	-	-	-	-	-	-
E346.00-Misc Power Plant Equipment	9,274,950.00	(6,062.76)	-	-	(6,062.76)	9,268,887.24	(4,151,682.96)	5,117,204.28
E347.07-ARO Cost Other Prod (Eqp)	406,991.12	-	-	-	-	406,991.12	(98,713.82)	308,277.30
	<u>1,046,340,150.88</u>	<u>783,471.66</u>	<u>(261,553.02)</u>	<u>-</u>	<u>521,918.64</u>	<u>1,046,862,069.52</u>	<u>(394,050,303.07)</u>	<u>652,811,766.45</u>

[ToC](#)

KENTUCKY UTILITIES COMPANY
KENTUCKY - TOTAL PLANT IN SERVICE - ELECTRIC - NBV - REGULATORY ACCOUNTING
MARCH 2020

	Beginning Balance	Additions	Retirements	Transfers/ Adjustments	Net Additions	Ending Balance	Reserve	Total Plant in Service Net Book Value
TOTAL 101 & 106								
Electric Steam Production								
E310.20-Land	24,943,362.20	27,635.93	-	-	27,635.93	24,970,998.13	-	24,970,998.13
E311.00-Structures and Improvements	351,395,782.45	726,819.64	(85,424.86)	-	641,394.78	352,037,177.23	(164,569,255.94)	187,467,921.29
E311.01-AROP Structures and Improv	-	-	-	-	-	-	-	-
E312.00-Boiler Plant Equipment	4,065,400,613.55	37,052,802.30	(17,253,849.89)	-	19,798,952.41	4,085,199,565.96	(1,338,739,069.93)	2,746,460,496.03
E312.01-AROP Boiler Plant Equipment	-	-	-	-	-	-	-	-
E314.00-Turbogenerator Units	336,536,844.04	2,330,698.39	(1,779,311.85)	-	551,386.54	337,088,230.58	(143,119,073.98)	193,969,156.60
E314.01-AROP Turbogenerator Units	-	-	-	-	-	-	-	-
E315.00-Accessory Electric Equipmen	258,560,974.13	5,146,540.18	(420,031.44)	-	4,726,508.74	263,287,482.87	(119,353,943.16)	143,933,539.71
E315.01-AROP Accessory Electric Equipmen	-	-	-	-	-	-	-	-
E316.00-Misc Power Plant Equip	39,344,056.61	1,237,038.74	(106,599.01)	-	1,130,439.73	40,474,496.34	(17,214,528.75)	23,259,967.59
E317.07-ARO Cost Steam (Eqp)	18,102,066.09	-	(542,275.10)	-	(542,275.10)	17,559,790.99	(3,901,586.91)	13,658,204.08
E317.08-ARO Cost Steam (CCR)	167,880,799.87	-	(43,913,603.41)	17,711,264.93	(26,202,338.48)	141,678,461.39	(97,285,033.07)	44,393,428.32
	5,262,164,498.94	46,521,535.18	(64,101,095.56)	17,711,264.93	131,704.55	5,262,296,203.49	(1,884,182,491.74)	3,378,113,711.75
Electric Transmission								
E350.10-Land Rights	27,309,924.55	-	-	-	-	27,309,924.55	(16,177,708.20)	11,132,216.35
E350.20-Land	2,316,808.87	-	-	-	-	2,316,808.87	-	2,316,808.87
E352.10-Struct & Imp-Non Sys Contro	31,949,089.48	160,871.19	(8,718.47)	-	152,152.72	32,101,242.20	(7,348,981.59)	24,752,260.61
E352.20-Struct & Imp-Sys Control/Co	5,772.53	(5,772.53)	-	-	(5,772.53)	-	44,628.55	44,628.55
E353.10-Station Equipment - Non Sys	331,277,773.66	4,244,767.31	(50,736.23)	889,166.40	5,083,197.48	336,360,971.14	(72,226,374.82)	264,134,596.32
E353.11-AROP Station Equip Non Sys	-	-	-	-	-	-	(0.00)	(0.00)
E353.20-Station Equip-Sys Control	2,027,756.95	-	-	(889,166.40)	(889,166.40)	1,138,590.55	(2,875,931.62)	(1,737,341.07)
E354.00-Towers and Fixtures	70,786,894.58	-	-	-	-	70,786,894.58	(48,634,284.05)	22,152,610.53
E355.00-Poles and Fixtures	410,027,067.69	8,398,134.43	(151,258.41)	-	8,246,876.02	418,273,943.71	(80,426,211.65)	337,847,732.06
E356.00-OH Conductors and Devices	191,437,523.11	5,925,247.70	(16,641.97)	-	5,908,605.73	197,346,128.84	(109,407,072.30)	87,939,056.54
E357.00-Underground Conduit	677,568.72	4,310.12	-	-	4,310.12	681,878.84	(267,052.73)	414,826.11
E358.00-UG Conductors and Devices	1,364,289.20	1,073.61	-	-	1,073.61	1,365,362.81	(970,814.79)	394,548.02
E359.15-ARO Cost Transm (L/B)	38,195.86	-	-	-	-	38,195.86	(8,006.11)	30,189.75
E359.17-ARO Cost Transm (Eqp)	216,121.55	-	-	-	-	216,121.55	(100,379.29)	115,742.26
	1,069,434,786.75	18,728,631.83	(227,355.08)	-	18,501,276.75	1,087,936,063.50	(338,398,188.60)	749,537,874.90
Total Plant in Service - KY	9,670,941,758.51	100,898,887.64	(78,287,357.52)	17,843,221.24	40,454,751.36	9,711,396,509.87	(3,421,815,642.05)	6,289,580,867.82

KENTUCKY UTILITIES COMPANY

[ToC](#)

KENTUCKY - PLANT IN SERVICE - ELECTRIC - REGULATORY ACCOUNTING

MARCH 2020

	Beginning Balance	Additions	Retirements	Transfers/ Adjustments	Net retirements	Ending Balance
101 Plant in Service - KY						
Electric Distribution						
E360.10-Land Rights - 101	2,407,878.41	-	-	-	-	2,407,878.41
E360.20-Land - 101	6,174,229.48	5,292.29	-	2,552.30	7,844.59	6,182,074.07
E361.00-Structures and Improvements - 101	14,995,548.85	166,209.73	-	-	166,209.73	15,161,758.58
E362.00-Station Equipment - 101	213,121,977.05	1,693,954.58	(447,416.98)	-	1,246,537.60	214,368,514.65
E364.00-Poles, Towers, and Fixtures - 101	390,183,689.41	2,933,357.32	(262,930.52)	-	2,670,426.80	392,854,116.21
E365.00-OH Conductors and Devices - 101	362,613,089.07	6,460,814.55	(3,782,702.26)	-	2,678,112.29	365,291,201.36
E366.00-Underground Conduit - 101	2,440,498.62	81,164.42	-	-	81,164.42	2,521,663.04
E367.00-UG Conductors and Devices - 101	203,656,224.70	1,439,153.01	(227,335.50)	-	1,211,817.51	204,868,042.21
E368.00-Line Transformers - 101	312,975,999.36	3,625.69	(1,514.84)	-	2,110.85	312,978,110.21
E369.00-Services - 101	124,769,954.59	-	-	-	-	124,769,954.59
E370.00-Meters - 101	60,741,201.04	18,497.02	-	-	18,497.02	60,759,698.06
E370.10-Meters AMS - 101	2,894,834.71	-	-	-	-	2,894,834.71
E370.11-Meters AMI - 101	770.41	-	-	-	-	770.41
E370.20-Meters CT and PT - 101	10,797,002.21	-	(65,232.74)	-	(65,232.74)	10,731,769.47
E371.00-Install on Customer Premise - 101	-	-	-	-	-	-
E371.01-Install Charging Stations - 101	159,233.81	-	-	-	-	159,233.81
E373.00-Street Lighting / Signal Sy - 101	119,020,599.23	10,378,038.38	(2,009,707.54)	-	8,368,330.84	127,388,930.07
E374.05-ARO Cost Elec Dist (L/B) - 101	486,475.13	-	(1,584.35)	-	(1,584.35)	484,890.78
E374.07-ARO Cost Elec Dist (Eqp) - 101	25,485.32	-	-	-	-	25,485.32
	1,827,464,691.40	23,180,106.99	(6,798,424.73)	2,552.30	16,384,234.56	1,843,848,925.96
Electric General Plant						
E389.20-Land - 101	3,155,548.41	18,064.99	(254,565.12)	129,404.01	(107,096.12)	3,048,452.29
E390.10-Structures and Improvements - 101	69,511,257.72	459,075.66	(69,459.33)	-	389,616.33	69,900,874.05
E390.20-Improv to Leased Property - 101	393,430.20	-	-	-	-	393,430.20
E391.10-Office Equipment - 101	12,238,030.93	293,065.56	(46,755.50)	-	246,310.06	12,484,340.99
E391.20-Non PC Computer Equipment - 101	25,805,336.73	229,982.86	(2,657,626.73)	-	(2,427,643.87)	23,377,692.86
E391.30-Cash Processing Equipment - 101	-	-	-	-	-	-
E391.31-Personal Computers - 101	5,092,134.06	44.15	(21,932.55)	-	(21,888.40)	5,070,245.66
E392.00-Cars and Light Trucks - 101	1,656,655.14	32,357.20	-	-	32,357.20	1,689,012.34
E392.10-Heavy Trucks and Other - 101	5,876,572.23	210,127.06	(27,247.29)	-	182,879.77	6,059,452.00
E393.00-Stores Equipment - 101	839,057.73	-	-	-	-	839,057.73
E394.00-Tools, Shop, and Garage Equ - 101	13,897,005.87	29,576.63	(1,257.09)	-	28,319.54	13,925,325.41
E395.00-Laboratory Equipment - 101	-	-	-	-	-	-
E396.00-Power Op Equip - Lg Mach - 101	-	-	-	-	-	-
E396.10-Power Op Equip-Lg Mach - 101	4,003,914.47	27,835.79	-	-	27,835.79	4,031,750.26
E396.20-Power Op Equip-Other - 101	619,624.37	-	-	-	-	619,624.37
E397.00- Microwave, Fiber, Other - 101	34,199,440.49	172,453.53	-	-	172,453.53	34,371,894.02
E397.10-Comm Eq Radio and Telephone - 101	21,559,986.29	189,137.34	-	-	189,137.34	21,749,123.63
E397.20-DSM Communication Equipment - 101	7,605,475.12	-	-	-	-	7,605,475.12
E398.00-Miscellaneous Equipment - 101	-	-	-	-	-	-
	206,453,469.76	1,661,720.77	(3,078,843.61)	129,404.01	(1,287,718.83)	205,165,750.93

KENTUCKY UTILITIES COMPANY

[ToC](#)

KENTUCKY - PLANT IN SERVICE - ELECTRIC - REGULATORY ACCOUNTING

MARCH 2020

	Beginning Balance	Additions	Retirements	Transfers/ Adjustments	Net retirements	Ending Balance
Electric Hydro Production						
E330.10-Land Rights - 101	855,636.47	-	-	-	-	855,636.47
E331.00-Structures and Improvements - 101	3,330,950.90	-	-	-	-	3,330,950.90
E332.00-Reservoirs, Dams, and Water - 101	21,885,646.37	-	-	-	-	21,885,646.37
E333.00-Water Wheels, Turbines, Gen - 101	14,046,741.58	-	-	-	-	14,046,741.58
E334.00-Accessory Electric Equipmen - 101	1,335,603.21	-	-	-	-	1,335,603.21
E335.00-Misc Power Plant Equipment - 101	329,374.18	-	-	-	-	329,374.18
E336.00-Roads, Railroads, and Bridg - 101	234,509.13	-	-	-	-	234,509.13
E337.07-ARO Cost Hydro Prod (Eqp) - 101	645,787.99	-	-	-	-	645,787.99
	42,664,249.83	-	-	-	-	42,664,249.83
Electric Intangible Plant						
E301.00-Organization - 101	39,116.89	-	-	-	-	39,116.89
E302.00-Franchises and Consents - 101	55,918.83	-	-	-	-	55,918.83
E303.00-Misc Intangible Plant - 101	61,543,954.11	2,274,254.90	(3,820,085.52)	-	(1,545,830.62)	59,998,123.49
E303.10-CCS Software - 101	18,416,510.52	-	-	-	-	18,416,510.52
E303.30-Cloud Software Non Current - 101	-	-	-	-	-	-
E303.40-Cloud Software Prepaids - 101	-	-	-	-	-	-
	80,055,500.35	2,274,254.90	(3,820,085.52)	-	(1,545,830.62)	78,509,669.73
Electric Other Production						
E340.10-Land Rights - 101	176,409.31	-	-	-	-	176,409.31
E340.20-Land - 101	718,103.59	-	-	-	-	718,103.59
E341.00-Structures and Improvements - 101	89,331,241.68	37,736.89	-	-	37,736.89	89,368,978.57
E342.00-Fuel Holders, Producers, Ac - 101	63,118,020.74	15,804.86	(48,430.58)	-	(32,625.72)	63,085,395.02
E342.01-AROP Fuel Holders, Prod, Ac - 101	-	-	-	-	-	-
E343.00-Prime Movers - 101	650,805,403.18	292,814.17	(213,122.44)	-	79,691.73	650,885,094.91
E344.00-Generators - 101	136,232,711.37	35,169.09	-	-	35,169.09	136,267,880.46
E345.00-Accessory Electric Equipmen - 101	75,589,752.96	129,255.47	-	-	129,255.47	75,719,008.43
E345.01-AROP Accessory Elec Equip - 101	-	-	-	-	-	-
E346.00-Misc Power Plant Equipment - 101	9,150,416.66	33,898.33	-	-	33,898.33	9,184,314.99
E347.07-ARO Cost Other Prod (Eqp) - 101	406,991.12	-	-	-	-	406,991.12
	1,025,529,050.61	544,678.81	(261,553.02)	-	283,125.79	1,025,812,176.40

KENTUCKY UTILITIES COMPANY
KENTUCKY - PLANT IN SERVICE - ELECTRIC - REGULATORY ACCOUNTING
MARCH 2020

[ToC](#)

	Beginning Balance	Additions	Retirements	Transfers/ Adjustments	Net retirements	Ending Balance
Electric Steam Production						
E310.20-Land - 101	24,943,362.20	27,635.93	-	-	27,635.93	24,970,998.13
E311.00-Structures and Improvements - 101	347,887,163.05	719,514.24	(85,424.86)	-	634,089.38	348,521,252.43
E311.01-AROP Structures and Improv - 101	-	-	-	-	-	-
E312.00-Boiler Plant Equipment - 101	3,898,113,483.41	24,110,546.43	(17,253,849.89)	-	6,856,696.54	3,904,970,179.95
E312.01-AROP Boiler Plant Equipment - 101	-	-	-	-	-	-
E314.00-Turbogenerator Units - 101	311,019,404.30	14,088,092.74	(1,779,311.85)	-	12,308,780.89	323,328,185.19
E314.01-AROP Turbogenerator Units - 101	-	-	-	-	-	-
E315.00-Accessory Electric Equipmen - 101	250,261,145.62	6,721,727.08	(420,031.44)	-	6,301,695.64	256,562,841.26
E315.01-AROP Accessory Elec Equip - 101	-	-	-	-	-	-
E316.00-Misc Power Plant Equip - 101	38,453,587.17	272,007.30	(106,599.01)	-	165,408.29	38,618,995.46
E317.07-ARO Cost Steam (Eqp) - 101	18,102,066.09	-	(542,275.10)	-	(542,275.10)	17,559,790.99
E317.08-ARO Cost Steam (CCR) - 101	167,880,799.87	-	(43,913,603.41)	17,711,264.93	(26,202,338.48)	141,678,461.39
	<u>5,056,661,011.71</u>	<u>45,939,523.72</u>	<u>(64,101,095.56)</u>	<u>17,711,264.93</u>	<u>(450,306.91)</u>	<u>5,056,210,704.80</u>
Electric Transmission						
E350.10-Land Rights - 101	27,309,924.55	-	-	-	-	27,309,924.55
E350.20-Land - 101	2,316,808.87	-	-	-	-	2,316,808.87
E352.10-Struct & Imp-Non Sys Contro - 101	29,426,599.23	166,226.37	(8,718.47)	-	157,507.90	29,584,107.13
E352.20-Struct & Imp-Sys Control/Co - 101	-	-	-	-	-	-
E353.10-Station Equipment - Non Sys - 101	285,310,479.24	2,177,045.05	(50,736.23)	889,166.40	3,015,475.22	288,325,954.46
E353.11-AROP Station Equip Non Sys - 101	-	-	-	-	-	-
E353.20-Station Equip-Sys Control - 101	2,027,756.95	-	-	(889,166.40)	(889,166.40)	1,138,590.55
E354.00-Towers and Fixtures - 101	70,786,894.58	-	-	-	-	70,786,894.58
E355.00-Poles and Fixtures - 101	347,453,300.99	6,887,704.25	(151,258.41)	-	6,736,445.84	354,189,746.83
E356.00-OH Conductors and Devices - 101	173,135,944.45	3,720,206.14	(16,641.97)	-	3,703,564.17	176,839,508.62
E357.00-Underground Conduit - 101	448,760.26	-	-	-	-	448,760.26
E358.00-UG Conductors and Devices - 101	1,303,529.01	-	-	-	-	1,303,529.01
E359.15-ARO Cost Transm (L/B) - 101	38,195.86	-	-	-	-	38,195.86
E359.17-ARO Cost Transm (Eqp) - 101	216,121.55	-	-	-	-	216,121.55
	<u>939,774,315.54</u>	<u>12,951,181.81</u>	<u>(227,355.08)</u>	<u>-</u>	<u>12,723,826.73</u>	<u>952,498,142.27</u>
Total 101 Plant in Service - KY	<u>9,178,602,289.20</u>	<u>86,551,467.00</u>	<u>(78,287,357.52)</u>	<u>17,843,221.24</u>	<u>26,107,330.72</u>	<u>9,204,709,619.92</u>

KENTUCKY UTILITIES COMPANY

[ToC](#)

KENTUCKY - PLANT IN SERVICE - ELECTRIC - REGULATORY ACCOUNTING

MARCH 2020

	Beginning Balance	Additions	Retirements	Transfers/ Adjustments	Net retirements	Ending Balance
106 - Construction Completed not Classified						
Electric Distribution						
E360.20-Land - 106	166,209.73	(166,209.73)	-	-	(166,209.73)	-
E361.00-Structures and Improvements - 106	7,926,022.96	230,489.11	-	-	230,489.11	8,156,512.07
E362.00-Station Equipment - 106	25,240,275.57	6,420,371.41	-	-	6,420,371.41	31,660,646.98
E364.00-Poles, Towers, and Fixtures - 106	19,244,531.75	(35,174.08)	-	-	(35,174.08)	19,209,357.67
E365.00-OH Conductors and Devices - 106	52,095,398.50	(700,634.91)	-	-	(700,634.91)	51,394,763.59
E366.00-Underground Conduit - 106	1,794.22	454.33	-	-	454.33	2,248.55
E367.00-UG Conductors and Devices - 106	6,494,630.91	(671,554.66)	-	-	(671,554.66)	5,823,076.25
E368.00-Line Transformers - 106	882,238.81	1,866,135.14	-	-	1,866,135.14	2,748,373.95
E369.00-Services - 106	54,693.67	57,645.27	-	-	57,645.27	112,338.94
E370.00-Meters - 106	177,327.68	245,403.45	-	-	245,403.45	422,731.13
E370.10-Meters AMS - 106	5,502.04	20,753.41	-	-	20,753.41	26,255.45
E370.11-Meters AMI - 106	-	-	-	-	-	-
E371.00-Install on Customer Premise - 106	-	-	-	-	-	-
E373.00-Street Lighting / Signal Sy - 106	5,157,843.87	(3,278,819.22)	-	-	(3,278,819.22)	1,879,024.65
	117,446,469.71	3,988,859.52	-	-	3,988,859.52	121,435,329.23
Electric General Plant						
E390.10-Structures and Improvements - 106	2,205,137.40	(191,559.57)	-	-	(191,559.57)	2,013,577.83
E391.10-Office Equipment - 106	37,117.00	(16,154.12)	-	-	(16,154.12)	20,962.88
E391.20-Non PC Computer Equipment - 106	4,140,137.11	589,117.77	-	-	589,117.77	4,729,254.88
E391.30-Cash Processing Equipment - 106	-	-	-	-	-	-
E391.31-Personal Computers - 106	44.15	109,690.88	-	-	109,690.88	109,735.03
E392.00-Cars and Light Trucks - 106	239,043.65	(10,670.05)	-	-	(10,670.05)	228,373.60
E392.10-Heavy Trucks and Other - 106	23,703.85	(23,703.85)	-	-	(23,703.85)	-
E393.00-Stores Equipment - 106	-	61,315.31	-	-	61,315.31	61,315.31
E394.00-Tools, Shop, and Garage Equ - 106	642,364.92	103,318.26	-	-	103,318.26	745,683.18
E396.00-Power Op Equip - Lg Mach - 106	-	-	-	-	-	-
E396.10-Power Op Equip-Lg Mach - 106	652,464.54	(547,901.32)	-	-	(547,901.32)	104,563.22
E396.20-Power Op Equip-Other - 106	424,426.74	-	-	-	-	424,426.74
E397.00- Microwave, Fiber, Other - 106	209,490.46	(172,453.53)	-	-	(172,453.53)	37,036.93
E397.10-Comm Eq Radio and Telephone - 106	2,805,546.93	(467,353.03)	-	-	(467,353.03)	2,338,193.90
E397.20-DSM Communication Equipment - 106	108.68	1,107.91	-	-	1,107.91	1,216.59
	11,379,585.43	(565,245.34)	-	-	(565,245.34)	10,814,340.09
Electric Hydro Production						
E331.00-Structures and Improvements - 106	1,201,404.24	(5,740.95)	-	-	(5,740.95)	1,195,663.29
E332.00-Reservoirs, Dams, and Water - 106	-	-	-	-	-	-
E333.00-Water Wheels, Turbines, Gen - 106	0.00	-	-	-	-	0.00
E334.00-Accessory Electric Equipmen - 106	-	-	-	-	-	-
E335.00-Misc Power Plant Equipment - 106	-	-	-	-	-	-
E336.00-Roads, Railroads, and Bridg - 106	-	-	-	-	-	-
	1,201,404.24	(5,740.95)	-	-	(5,740.95)	1,195,663.29

[ToC](#)

KENTUCKY UTILITIES COMPANY
 KENTUCKY - PLANT IN SERVICE - ELECTRIC - REGULATORY ACCOUNTING
 MARCH 2020

	<u>Beginning Balance</u>	<u>Additions</u>	<u>Retirements</u>	<u>Transfers/ Adjustments</u>	<u>Net retirements</u>	<u>Ending Balance</u>
Electric Intangible Plant						
E303.00-Misc Intangible Plant - 106	6,009,426.68	4,330,485.26	-	-	4,330,485.26	10,339,911.94
E303.10-CCS Software - 106	327,524.54	807.82	-	-	807.82	328,332.36
E303.30-Cloud Software Non Current - 106	-	-	-	-	-	-
E303.40-Cloud Software Prepaids - 106	-	-	-	-	-	-
	<u>6,336,951.22</u>	<u>4,331,293.08</u>	<u>-</u>	<u>-</u>	<u>4,331,293.08</u>	<u>10,668,244.30</u>

KENTUCKY UTILITIES COMPANY

[ToC](#)

KENTUCKY - PLANT IN SERVICE - ELECTRIC - REGULATORY ACCOUNTING

MARCH 2020

	Beginning Balance	Additions	Retirements	Transfers/ Adjustments	Net retirements	Ending Balance
Electric Other Production						
E341.00-Structures and Improvements - 106	1,173,258.85	(37,736.89)	-	-	(37,736.89)	1,135,521.96
E342.00-Fuel Holders, Producers, Ac - 106	15,804.86	(15,804.86)	-	-	(15,804.86)	-
E343.00-Prime Movers - 106	17,558,189.56	145,951.22	-	-	145,951.22	17,704,140.78
E344.00-Generators - 106	1,323,660.38	228,824.53	-	-	228,824.53	1,552,484.91
E345.00-Accessory Electric Equipmen - 106	615,653.28	(42,480.06)	-	-	(42,480.06)	573,173.22
E346.00-Misc Power Plant Equipment - 106	124,533.34	(39,961.09)	-	-	(39,961.09)	84,572.25
	20,811,100.27	238,792.85	-	-	238,792.85	21,049,893.12
Electric Steam Production						
E310.20-Land - 106	-	-	-	-	-	-
E311.00-Structures and Improvements - 106	3,508,619.40	7,305.40	-	-	7,305.40	3,515,924.80
E311.01-AROP Structures and Improv - 106	-	-	-	-	-	-
E312.00-Boiler Plant Equipment - 106	167,287,130.14	12,942,255.87	-	-	12,942,255.87	180,229,386.01
E314.00-Turbogenerator Units - 106	25,517,439.74	(11,757,394.35)	-	-	(11,757,394.35)	13,760,045.39
E315.00-Accessory Electric Equipmen - 106	8,299,828.51	(1,575,186.90)	-	-	(1,575,186.90)	6,724,641.61
E316.00-Misc Power Plant Equip - 106	890,469.44	965,031.44	-	-	965,031.44	1,855,500.88
	205,503,487.23	582,011.46	-	-	582,011.46	206,085,498.69
Electric Transmission						
E350.10-Land Rights - 106	-	-	-	-	-	-
E350.20-Land - 106	-	-	-	-	-	-
E352.10-Struct & Imp-Non Sys Contro - 106	2,522,490.25	(5,355.18)	-	-	(5,355.18)	2,517,135.07
E352.20-Struct & Imp-Sys Control/Co - 106	5,772.53	(5,772.53)	-	-	(5,772.53)	-
E353.10-Station Equipment - Non Sys - 106	45,967,294.42	2,067,722.26	-	-	2,067,722.26	48,035,016.68
E353.20-Station Equip-Sys Control - 106	-	-	-	-	-	-
E354.00-Towers and Fixtures - 106	(0.00)	-	-	-	-	(0.00)
E355.00-Poles and Fixtures - 106	62,573,766.70	1,510,430.18	-	-	1,510,430.18	64,084,196.88
E356.00-OH Conductors and Devices - 106	18,301,578.66	2,205,041.56	-	-	2,205,041.56	20,506,620.22
E357.00-Underground Conduit - 106	228,808.46	4,310.12	-	-	4,310.12	233,118.58
E358.00-UG Conductors and Devices - 106	60,760.19	1,073.61	-	-	1,073.61	61,833.80
	129,660,471.21	5,777,450.02	-	-	5,777,450.02	135,437,921.23
Total 106 Construction Completed not Classified	492,339,469.31	14,347,420.64	-	-	14,347,420.64	506,686,889.95
Total Plant in Service - Electric - KY	9,670,941,758.51	100,898,887.64	(78,287,357.52)	17,843,221.24	40,454,751.36	9,711,396,509.87

KENTUCKY UTILITIES COMPANY
 VIRGINIA - TOTAL PLANT IN SERVICE - ELECTRIC - NBV - REGULATORY ACCOUNTING
 MARCH 2020

[ToC](#)

	Beginning Balance	Additions	Retirements	Transfers/ Adjustments	Net Additions	Ending Balance	Reserve	Total Plant in Service Net Book Value
TOTAL 101 & 106 Plant in Service								
Electric Distribution								
E360.10-Land Rights	203,239.29	-	-	-	-	203,239.29	(70,968.10)	132,271.19
E360.20-Land	102,248.61	-	-	-	-	102,248.61	-	102,248.61
E361.00-Structures and Improvements	661,354.46	-	-	-	-	661,354.46	(162,437.90)	498,916.56
E362.00-Station Equipment	8,780,326.11	-	-	-	-	8,780,326.11	(3,463,249.66)	5,317,076.45
E364.00-Poles, Towers, and Fixtures	32,397,329.45	158,062.57	(54,095.53)	-	103,967.04	32,501,296.49	(13,536,169.06)	18,965,127.43
E365.00-OH Conductors and Devices	28,833,361.02	234,070.24	(367,814.56)	-	(133,744.32)	28,699,616.70	(8,571,299.31)	20,128,317.39
E366.00-Underground Conduit	-	-	-	-	-	-	-	-
E367.00-UG Conductors and Devices	4,583,989.66	8,541.73	(10,953.79)	-	(2,412.06)	4,581,577.60	(853,866.31)	3,727,711.29
E368.00-Line Transformers	11,016,326.31	1,364.33	-	-	1,364.33	11,017,690.64	(5,648,930.95)	5,368,759.69
E369.00-Services	6,306,473.22	-	-	-	-	6,306,473.22	(4,436,178.46)	1,870,294.76
E370.00-Meters	2,932,610.57	131,950.14	-	-	131,950.14	3,064,560.71	(2,128,606.19)	935,954.52
E370.20-Meters CT and PT	817,804.93	-	-	-	-	817,804.93	(690,523.06)	127,281.87
E371.00-Install on Customer Premise	-	-	-	-	-	-	-	-
E373.00-Street Lighting / Signal Sy	3,912,872.98	19,878.99	(2,321.03)	-	17,557.96	3,930,430.94	(2,034,785.49)	1,895,645.45
	100,547,936.61	553,868.00	(435,184.91)	-	118,683.09	100,666,619.70	(41,597,014.49)	59,069,605.21
Electric General Plant								
E389.20-Land	529,735.60	-	-	-	-	529,735.60	-	529,735.60
E390.10-Structures and Improvements	6,528,946.77	(35,596.86)	-	-	(35,596.86)	6,493,349.91	(445,066.05)	6,048,283.86
E390.20-Structures and Improvements	12,390.23	-	-	-	-	12,390.23	(16,985.72)	(4,595.49)
E391.10-Office Equipment	1,074.10	-	-	-	-	1,074.10	(72.15)	1,001.95
E391.20-Non PC Computer Equipmen	-	-	-	-	-	-	308.65	308.65
E392.00-Cars and Light Trucks	50,585.06	-	-	-	-	50,585.06	(1,926.51)	48,658.55
E393.00-Stores Equipment	876.55	-	-	-	-	876.55	(257.39)	619.16
E394.00-Tools, Shop, and Garage Equ	474,777.34	-	-	-	-	474,777.34	(228,580.61)	246,196.73
E395.00-Laboratory Equipment	-	-	-	-	-	-	-	-
E396.00-Power Op Equip - Lg Mach	-	-	-	-	-	-	-	-
E396.10-Power Op Equip-Lg Mach	292,013.85	185,586.32	-	-	185,586.32	477,600.17	(151,838.17)	325,762.00
E397.00- Microwave, Fiber, Other	997,046.90	-	-	258,033.74	258,033.74	1,255,080.64	(675,830.83)	579,249.81
E397.10-Comm Eq Radio and Telephone	258,033.74	-	-	(258,033.74)	(258,033.74)	-	(1,165.45)	(1,165.45)
E398.00-Miscellaneous Equipment	-	-	-	-	-	-	-	-
	9,145,480.14	149,989.46	-	-	149,989.46	9,295,469.60	(1,521,414.23)	7,774,055.37
Electric Intangible Plant								
E301.00-Organization	5,338.69	-	-	-	-	5,338.69	-	5,338.69
	5,338.69	-	-	-	-	5,338.69	-	5,338.69

[ToC](#)

KENTUCKY UTILITIES COMPANY
 VIRGINIA - TOTAL PLANT IN SERVICE - ELECTRIC - NBV - REGULATORY ACCOUNTING
 MARCH 2020

	Beginning Balance	Additions	Retirements	Transfers/ Adjustments	Net Additions	Ending Balance	Reserve	Total Plant in Service Net Book Value
TOTAL 101 & 106								
Electric Transmission								
E350.10-Land Rights	2,241,681.40	-	-	-	-	2,241,681.40	(1,989,094.31)	252,587.09
E350.20-Land	45,687.83	-	-	-	-	45,687.83	-	45,687.83
E352.10-Struct & Imp-Non Sys Contro	1,746,483.13	-	-	-	-	1,746,483.13	(852,059.98)	894,423.15
E353.10-Station Equipment - Non Sys	24,153,481.84	-	(8,093.73)	-	(8,093.73)	24,145,388.11	(8,555,083.88)	15,590,304.23
E354.00-Towers and Fixtures	7,181,081.30	-	-	-	-	7,181,081.30	(5,307,622.93)	1,873,458.37
E355.00-Poles and Fixtures	15,006,136.11	843,993.14	(30,018.63)	-	813,974.51	15,820,110.62	(5,264,836.03)	10,555,274.59
E356.00-OH Conductors and Devices	19,098,835.13	291,840.42	(1,066.12)	-	290,774.30	19,389,609.43	(11,070,177.73)	8,319,431.70
E357.00-Underground Conduit	-	-	-	-	-	-	-	-
E358.00-Underground Conductors a	-	-	-	-	-	-	-	-
	69,473,386.74	1,135,833.56	(39,178.48)	-	1,096,655.08	70,570,041.82	(33,038,874.86)	37,531,166.96
Total Plant in Service - Electric - VA	<u>179,172,142.18</u>	<u>1,839,691.02</u>	<u>(474,363.39)</u>	<u>-</u>	<u>1,365,327.63</u>	<u>180,537,469.81</u>	<u>(76,157,303.58)</u>	<u>104,380,166.23</u>

KENTUCKY UTILITIES COMPANY
VIRGINIA - PLANT IN SERVICE - ELECTRIC - REGULATORY ACCOUNTING
MARCH 2020

[ToC](#)

	Beginning Balance	Additions	Retirements	Transfers/ Adjustments	Net Additions	Ending Balance
101 Plant in Service						
Electric Distribution						
E360.10-Land Rights - 101	203,239.29	-	-	-	-	203,239.29
E360.20-Land - 101	102,248.61	-	-	-	-	102,248.61
E361.00-Structures and Improvements - 101	661,354.46	-	-	-	-	661,354.46
E362.00-Station Equipment - 101	8,780,326.11	-	-	-	-	8,780,326.11
E364.00-Poles, Towers, and Fixtures - 101	31,043,442.95	389,711.56	(54,095.53)	-	335,616.03	31,379,058.98
E365.00-OH Conductors and Devices - 101	27,766,170.61	642,444.23	(367,814.56)	-	274,629.67	28,040,800.28
E367.00-UG Conductors and Devices - 101	4,535,417.91	18,037.19	(10,953.79)	-	7,083.40	4,542,501.31
E368.00-Line Transformers - 101	11,016,216.66	-	-	-	-	11,016,216.66
E369.00-Services - 101	6,306,473.22	-	-	-	-	6,306,473.22
E370.00-Meters - 101	2,853,195.28	-	-	-	-	2,853,195.28
E370.20-Meters CT and PT - 101	817,804.93	-	-	-	-	817,804.93
E371.00-Install on Customer Premise - 101	-	-	-	-	-	-
E371.01-Install Charging Stations - 101	-	-	-	-	-	-
E373.00-Street Lighting / Signal Sy - 101	3,822,501.39	7,694.07	(2,321.03)	-	5,373.04	3,827,874.43
	97,908,391.42	1,057,887.05	(435,184.91)	-	622,702.14	98,531,093.56
Electric General Plant						
E389.20-Land - 101	529,735.60	-	-	-	-	529,735.60
E390.10-Structures and Improvements - 101	1,629,992.81	-	-	-	-	1,629,992.81
E390.20-Improv to Leased Property - 101110	12,390.23	-	-	-	-	12,390.23
E391.10-Office Equipment - 101	1,074.10	-	-	-	-	1,074.10
E391.20-Non PC Computer Equipment - 101	-	-	-	-	-	-
E392.00-Cars and Light Trucks - 101	50,585.06	-	-	-	-	50,585.06
E393.00-Stores Equipment - 101	876.55	-	-	-	-	876.55
E394.00-Tools, Shop, and Garage Equ - 101	474,777.34	-	-	-	-	474,777.34
E395.00-Laboratory Equipment - 101	-	-	-	-	-	-
E396.00-Power Op Equip - Lg Mach - 101	-	-	-	-	-	-
E396.10-Power Op Equip-Lg Mach - 101	292,013.85	33,748.66	-	-	33,748.66	325,762.51
E397.00- Microwave, Fiber, Other - 101	997,046.90	-	-	258,033.74	258,033.74	1,255,080.64
E397.10-Comm Eq Radio and Telephone - 101	258,033.74	-	-	(258,033.74)	(258,033.74)	-
E398.00-Miscellaneous Equipment - 101	-	-	-	-	-	-
	4,246,526.18	33,748.66	-	-	33,748.66	4,280,274.84
Electric Intangible Plant						
E301.00-Organization - 101	5,338.69	-	-	-	-	5,338.69
	5,338.69	-	-	-	-	5,338.69

KENTUCKY UTILITIES COMPANY
 VIRGINIA - PLANT IN SERVICE - ELECTRIC - REGULATORY ACCOUNTING
 MARCH 2020

[ToC](#)

	Beginning Balance	Additions	Retirements	Transfers/ Adjustments	Net Additions	Ending Balance
Electric Transmission						
E350.10-Land Rights - 101	2,241,681.40	-	-	-	-	2,241,681.40
E350.20-Land - 101	45,687.83	-	-	-	-	45,687.83
E352.10-Struct & Imp-Non Sys Contro - 101	1,746,483.13	-	-	-	-	1,746,483.13
E353.10-Station Equipment - Non Sys - 101	24,071,111.23	-	(8,093.73)	-	(8,093.73)	24,063,017.50
E354.00-Towers and Fixtures - 101	7,181,081.30	-	-	-	-	7,181,081.30
E355.00-Poles and Fixtures - 101	13,854,462.01	272,128.34	(30,018.63)	-	242,109.71	14,096,571.72
E356.00-OH Conductors and Devices - 101	18,521,929.29	749,027.22	(1,066.12)	-	747,961.10	19,269,890.39
	67,662,436.19	1,021,155.56	(39,178.48)	-	981,977.08	68,644,413.27
Total 101 Plant in Service - Electric - VA	169,822,692.48	2,112,791.27	(474,363.39)	-	1,638,427.88	171,461,120.36
106 - Construction Completed not Classified						
Electric Distribution						
E361.00-Structures and Improvements - 106	-	-	-	-	-	-
E362.00-Station Equipment - 106	-	-	-	-	-	-
E364.00-Poles, Towers, and Fixtures - 106	1,353,886.50	(231,648.99)	-	-	(231,648.99)	1,122,237.51
E365.00-OH Conductors and Devices - 106	1,067,190.41	(408,373.99)	-	-	(408,373.99)	658,816.42
E366.00-Underground Conduit - 106	-	-	-	-	-	-
E367.00-UG Conductors and Devices - 106	48,571.75	(9,495.46)	-	-	(9,495.46)	39,076.29
E368.00-Line Transformers - 106	109.65	1,364.33	-	-	1,364.33	1,473.98
E369.00-Services - 106	0.00	-	-	-	-	0.00
E370.00-Meters - 106	79,415.29	131,950.14	-	-	131,950.14	211,365.43
E373.00-Street Lighting / Signal Sy - 106	90,371.59	12,184.92	-	-	12,184.92	102,556.51
	2,639,545.19	(504,019.05)	-	-	(504,019.05)	2,135,526.14
Electric General Plant						
E390.10-Structures and Improvements - 106	4,898,953.96	(35,596.86)	-	-	(35,596.86)	4,863,357.10
E392.00-Cars and Light Trucks - 106	-	-	-	-	-	-
E394.00-Tools, Shop, and Garage Equ - 106	-	-	-	-	-	-
E396.00-Power Op Equip - Lg Mach - 106	-	-	-	-	-	-
E396.10-Power Op Equip-Lg Mach - 106	-	151,837.66	-	-	151,837.66	151,837.66
E397.00- Microwave, Fiber, Other - 106	-	-	-	-	-	-
E397.10-Comm Eq Radio and Telephone - 106	-	-	-	-	-	-
	4,898,953.96	116,240.80	-	-	116,240.80	5,015,194.76
Electric Transmission						
E352.10-Struct & Imp-Non Sys Contro - 106	-	-	-	-	-	-
E353.10-Station Equipment - Non Sys - 106	82,370.61	-	-	-	-	82,370.61
E355.00-Poles and Fixtures - 106	1,151,674.10	571,864.80	-	-	571,864.80	1,723,538.90
E356.00-OH Conductors and Devices - 106	576,905.84	(457,186.80)	-	-	(457,186.80)	119,719.04
	1,810,950.55	114,678.00	-	-	114,678.00	1,925,628.55

[ToC](#)

KENTUCKY UTILITIES COMPANY
 VIRGINIA - PLANT IN SERVICE - ELECTRIC - REGULATORY ACCOUNTING
 MARCH 2020

	<u>Beginning Balance</u>	<u>Additions</u>	<u>Retirements</u>	<u>Transfers/ Adjustments</u>	<u>Net Additions</u>	<u>Ending Balance</u>
Total 106 Construction Completed not Classified	<u>9,349,449.70</u>	<u>(273,100.25)</u>	<u>-</u>	<u>-</u>	<u>(273,100.25)</u>	<u>9,076,349.45</u>
Total Plant in Service - Electric - VA	<u>179,172,142.18</u>	<u>1,839,691.02</u>	<u>(474,363.39)</u>	<u>-</u>	<u>1,365,327.63</u>	<u>180,537,469.81</u>

[ToC](#)

KENTUCKY UTILITIES COMPANY
 TENNESSEE - TOTAL PLANT IN SERVICE - ELECTRIC - NBV - REGULATORY ACCOUNTING
 MARCH 2020

	Beginning Balance	Additions	Retirements	Transfers/ Adjustments	Net Additions	Ending Balance	Reserve	Total Plant in Service Net Book Value
TOTAL 101 & 106 Plant in Service								
Electric Distribution								
E360.10-Land Rights	2,627.41	-	-	-	-	2,627.41	(2,506.95)	120.46
E360.20-Land	2,412.82	-	-	-	-	2,412.82	-	2,412.82
E361.00-Structures and Improvements	2,545.13	-	-	-	-	2,545.13	(2,580.98)	(35.85)
E362.00-Station Equipment	66,853.42	-	-	-	-	66,853.42	(36,886.98)	29,966.44
E364.00-Poles, Towers, and Fixtures	15,954.52	-	-	-	-	15,954.52	13,356.46	29,310.98
E365.00-OH Conductors and Devices	16,306.66	-	-	833.65	833.65	17,140.31	5,079.12	22,219.43
E366.00-Underground Conduit	-	-	-	-	-	-	-	-
E367.00-Underground Conductors a	-	-	-	-	-	-	-	-
E368.00-Line Transformers	833.65	-	-	(833.65)	(833.65)	-	(0.63)	(0.63)
E369.00-Services	-	-	-	-	-	-	(650.83)	(650.83)
E370.00-Meters	-	-	-	-	-	-	497.72	497.72
E370.20-Meters CT and PT	-	-	-	-	-	-	7,133.31	7,133.31
E371.00-Install on Customer Premise	-	-	-	-	-	-	-	-
	107,533.61	-	-	-	-	107,533.61	(16,559.76)	90,973.85
Electric Transmission								
E350.10-Land Rights	439.53	-	-	-	-	439.53	(377.59)	61.94
E355.00-Poles and Fixtures	128,751.53	-	-	-	-	128,751.53	(96,686.32)	32,065.21
E356.00-OH Conductors and Devices	80,691.33	-	-	-	-	80,691.33	(57,213.32)	23,478.01
	209,882.39	-	-	-	-	209,882.39	(154,277.23)	55,605.16
Total Plant in Service - Electric - TN	317,416.00	-	-	-	-	317,416.00	(170,836.99)	146,579.01

[ToC](#)

TENNESSEE - PLANT IN SERVICE - ELECTRIC - REGULATORY ACCOUNTING
MARCH 2020

	<u>Beginning Balance</u>	<u>Additions</u>	<u>Retirements</u>	<u>Transfers/ Adjustments</u>	<u>Net Additions</u>	<u>Ending Balance</u>
101 Plant in Service						
Electric Distribution						
E360.10-Land Rights - 101	2,627.41	-	-	-	-	2,627.41
E360.20-Land - 101	2,412.82	-	-	-	-	2,412.82
E361.00-Structures and Improvements - 101	2,545.13	-	-	-	-	2,545.13
E362.00-Station Equipment - 101	66,853.42	-	-	-	-	66,853.42
E364.00-Poles, Towers, and Fixtures - 101	15,954.52	-	-	-	-	15,954.52
E365.00-OH Conductors and Devices - 101	16,306.66	-	-	833.65	833.65	17,140.31
E366.00-Underground Conduit	-	-	-	-	-	-
E367.00-Underground Conductors a	-	-	-	-	-	-
E368.00-Line Transformers - 101	833.65	-	-	(833.65)	(833.65)	-
E369.00-Services - 101	-	-	-	-	-	-
E370.00-Meters - 101	-	-	-	-	-	-
E371.01-Install Charging Stations - 101	-	-	-	-	-	-
E370.20-Meters CT and PT - 101	-	-	-	-	-	-
E371.00-Install on Customer Premise - 101	-	-	-	-	-	-
	<u>107,533.61</u>	<u>-</u>	<u>-</u>	<u>-</u>	<u>-</u>	<u>107,533.61</u>
Electric Transmission						
E350.10-Land Rights - 101	439.53	-	-	-	-	439.53
E355.00-Poles and Fixtures - 101	128,751.53	-	-	-	-	128,751.53
E356.00-OH Conductors and Devices - 101	80,691.33	-	-	-	-	80,691.33
	<u>209,882.39</u>	<u>-</u>	<u>-</u>	<u>-</u>	<u>-</u>	<u>209,882.39</u>
Total 101 Plant in Service - Electric - TN	<u><u>317,416.00</u></u>	<u><u>-</u></u>	<u><u>-</u></u>	<u><u>-</u></u>	<u><u>-</u></u>	<u><u>317,416.00</u></u>
106 - Construction Completed not Classified						
Electric Distribution						
E362.00-Station Equipment - 106	-	-	-	-	-	-
	<u>-</u>	<u>-</u>	<u>-</u>	<u>-</u>	<u>-</u>	<u>-</u>
Total 106 Construction Completed not Classified	<u><u>-</u></u>	<u><u>-</u></u>	<u><u>-</u></u>	<u><u>-</u></u>	<u><u>-</u></u>	<u><u>-</u></u>
Total Plant in Service - Electric - TN	<u><u>317,416.00</u></u>	<u><u>-</u></u>	<u><u>-</u></u>	<u><u>-</u></u>	<u><u>-</u></u>	<u><u>317,416.00</u></u>

KENTUCKY UTILITIES COMPANY
 PLANT HELD FOR FUTURE USE - REGULATORY ACCOUNTING
 MARCH 2020

[ToC](#)

	Beginning Balance	Additions	Retirements	Transfers/ Adjustments	Net Additions	Ending Balance
105 Plant Held for Future Use						
Electric Distribution						
E360.20-Land - KY	930,163.23	-	-	-	-	930,163.23
E360.25-Land - VA	564,941.13	-	-	-	-	564,941.13
	<u>1,495,104.36</u>	<u>-</u>	<u>-</u>	<u>-</u>	<u>-</u>	<u>1,495,104.36</u>
Other Production						
E340.20-Land	309,540.85	-	-	-	-	309,540.85
	<u>309,540.85</u>	<u>-</u>	<u>-</u>	<u>-</u>	<u>-</u>	<u>309,540.85</u>
Steam Production						
E310.20-Land	-	-	-	-	-	-
E311.00-Structures and Improvements	-	-	-	-	-	-
E312.00-Boiler Plant Equipment	-	-	-	-	-	-
E314.00-Turbogenerator Units	-	-	-	-	-	-
E315.00-Accessory Electric Equip	-	-	-	-	-	-
E316.00-Misc Power Plant Equip	-	-	-	-	-	-
	<u>-</u>	<u>-</u>	<u>-</u>	<u>-</u>	<u>-</u>	<u>-</u>
Electric General Plant						
E389.20-Land	131,956.31	-	-	(131,956.31)	(131,956.31)	-
	<u>131,956.31</u>	<u>-</u>	<u>-</u>	<u>(131,956.31)</u>	<u>(131,956.31)</u>	<u>-</u>
Total Plant Held for Future Use	<u><u>1,936,601.52</u></u>	<u><u>-</u></u>	<u><u>-</u></u>	<u><u>(131,956.31)</u></u>	<u><u>(131,956.31)</u></u>	<u><u>1,804,645.21</u></u>

KENTUCKY UTILITIES COMPANY
NON UTILITY PROPERTY - REGULATORY ACCOUNTING
MARCH 2020

[ToC](#)

	<u>Beginning Balance</u>	<u>Additions</u>	<u>Retirements</u>	<u>Transfers/ Adjustments</u>	<u>Net Additions</u>	<u>Ending Balance</u>
121001-NONUTIL PROP IN SERV						
KY and TN Non Utility Property						
C121.04-Nonutility Prop - Misc Land	649,719.77		-		-	649,719.77
C121.05-Nonutility Prop-Misc Struct	-	-	-	-	-	-
C121.06-Nonutility-Misc Land Rights	7,844.44	-	-	-	-	7,844.44
	<u>657,564.21</u>	<u>-</u>	<u>-</u>	<u>-</u>	<u>-</u>	<u>657,564.21</u>
Total Non Utility Property	<u><u>657,564.21</u></u>	<u><u>-</u></u>	<u><u>-</u></u>	<u><u>-</u></u>	<u><u>-</u></u>	<u><u>657,564.21</u></u>

KENTUCKY UTILITIES COMPANY
ELECTRIC PLANT - PURCHASED OR SOLD - REGULATORY ACCOUNTING
MARCH 2020

[ToC](#)

	<u>Beginning Balance</u>	<u>Additions</u>	<u>Retirements</u>	<u>Transfers/ Adjustments</u>	<u>Net Additions</u>	<u>Ending Balance</u>
102 Electric Plant - Purchased or Sold						
Electric General Plant						
E390.10-Structures and Improvements	-	-	-	-	-	-
	-	-	-	-	-	-
Electric Other Production						
E340.10-Land Rights	-	-	-	-	-	-
E340.20-Land	-	-	-	-	-	-
E341.00-Structures and Improvements	-	-	-	-	-	-
E342.00-Fuel Holders, Producers, Ac	-	-	-	-	-	-
E342.01-AROP Fuel Holders, Prod, Ac	-	-	-	-	-	-
E343.00-Prime Movers	-	-	-	-	-	-
E344.00-Generators	-	-	-	-	-	-
E345.00-Accessory Electric Equipmen	-	-	-	-	-	-
E345.01-AROP Accessory Electric Equipmen	-	-	-	-	-	-
E346.00-Misc Power Plant Equipment	-	-	-	-	-	-
E347.07-ARO Cost Other Prod (Eq)	-	-	-	-	-	-
	-	-	-	-	-	-
Steam Production						
E310.20-Structures and Improvements	-	-	-	-	-	-
E311.00-Structures and Improvements	-	-	-	-	-	-
E312.00-Boiler Plant Equipment	-	-	-	-	-	-
E314.00-Turbogenerator Units	-	-	-	-	-	-
E315.00-Accessory Electric Equip	-	-	-	-	-	-
E316.00-Misc Power Plant Equip	-	-	-	-	-	-
	-	-	-	-	-	-
Total Electric Plant - Purchased or Sold	<u>-</u>	<u>-</u>	<u>-</u>	<u>-</u>	<u>-</u>	<u>-</u>

KENTUCKY UTILITIES COMPANY
 KENTUCKY RESERVE FOR DEPRECIATION AND AMORTIZATION OF ELECTRIC PLANT IN SERVICE - REGULATORY ACCOUNTING
 MARCH 2020

ToC

	Beginning Balance	Accruals	Retirements	Transfers/ Adjustments	RWIP Transfers Out	Cost of Removal	Salvage	Other Credits	Ending Balance
Electric Distribution									
KU-136010- KY Land Rights	(1,440,073.67)	(3,852.60)	-	-	-	-	-	-	(1,443,926.27)
KU-136010- KY Licensed Proj Land Ri	-	-	-	-	-	-	-	-	-
KU-136020-KY Land	(0.00)	-	-	-	-	-	-	-	(0.00)
KU-136100- KY Struct and Improv	(2,961,090.06)	(124,359.86)	-	-	-	-	-	-	(3,085,449.92)
KU-136200- KY Station Equipment	(53,772,178.87)	(941,877.39)	447,416.98	-	-	127,043.62	(3,303.88)	-	(54,142,899.54)
KU-136400-KY Ghent Transpt ECR 2009	(3,851.81)	(404.19)	-	-	-	-	-	-	(4,256.00)
KU-136400-KY Licensed Project Pole	(0.29)	-	-	-	-	-	-	-	(0.29)
KU-136400-KY Poles, Towers, and Fix	(163,009,277.70)	(1,605,427.14)	262,930.52	-	-	139,278.39	(20,660.83)	(2.07)	(164,233,158.83)
KU-136500- KY Licensed Proj Ohd Con	(0.19)	-	-	-	-	-	-	-	(0.19)
KU-136500- KY Overhead Conductor	(105,257,066.33)	(1,622,267.05)	3,782,702.26	-	-	668,230.27	(81,864.04)	(6.89)	(102,510,271.78)
KU-136500-KY Ghent Transpt ECR 2009	(3,915.68)	(350.16)	-	-	-	-	-	-	(4,265.84)
KU-136600- KY Underground Conduit	(1,036,576.79)	(13,301.06)	-	-	-	-	-	-	(1,049,877.85)
KU-136600-KY Ghent Transpt ECR 2009	(23,295.20)	(1,257.84)	-	-	-	-	-	-	(24,553.04)
KU-136700- KY Undergrmd Conductors	(54,019,289.85)	(818,689.68)	227,335.50	-	-	96,822.00	(7,585.17)	(0.32)	(54,521,407.52)
KU-136700-KY Ghent Transpt ECR 2009	(159,541.37)	(4,589.43)	-	-	-	-	-	-	(164,130.80)
KU-136800- KY Line Transformers	(145,573,103.93)	(1,410,394.70)	1,514.84	-	-	-	(1,771.57)	-	(146,983,755.36)
KU-136900- KY Services	(62,117,929.07)	(508,817.85)	-	-	-	-	-	-	(62,626,746.92)
KU-137000- KY Meters	(31,267,295.68)	(536,174.32)	-	-	-	-	-	-	(31,803,470.00)
KU-137001- KY AMS Meters	(333,230.23)	(49,902.31)	-	-	-	-	-	-	(383,132.54)
KU-137011- KY AMI Meters	(55.68)	(13.20)	-	-	-	-	-	-	(68.88)
KU-137020- KY Meters - CT and PT	(5,116,991.66)	(115,448.04)	65,232.74	-	-	-	-	(161,931.00)	(5,329,137.96)
KU-137100- KY Install on Customers	(76.08)	-	-	-	-	-	-	-	(76.08)
KU-137101- KY Install Charging Sta	(7,298.22)	(3,980.85)	-	-	-	-	-	-	(11,279.07)
KU-137300- KY Str Lighting and Sign	(46,406,635.39)	(1,263,683.04)	2,009,707.54	-	-	307,892.06	(476.46)	(94.34)	(45,353,289.63)
KU-137405-ARO Cost Elec Dist (L/B)	(58,400.03)	(3,806.50)	1,584.35	-	-	-	-	-	(60,622.18)
KU-137407-ARO Cost Elec Dist (Eqp)	(70,166.35)	377.04	-	-	-	-	-	-	(69,789.31)
Total Electric Distribution	(672,637,340.13)	(9,028,220.17)	6,798,424.73	-	-	1,339,266.34	(115,661.95)	(162,034.62)	(673,805,565.80)
Electric General Plant									
KU-138920- KY Land	0.00	-	254,565.12	133,822.03	-	(388,387.15)	-	-	-
KU-139010- KY Structures & Improv	(9,723,103.83)	(323,194.06)	69,459.33	231,768.76	-	139,452.58	-	-	(9,605,617.22)
KU-139010-KY Stru Pinevll Joint Own	(15,429.47)	(334.89)	-	-	-	-	-	-	(15,764.36)
KU-139010-KY Struc Morganfield Offi	(751,417.48)	(29,933.16)	-	-	-	-	-	-	(781,350.64)
KU-139010-KY Struc One Quality Bldg	(3,223,698.22)	(66,008.76)	-	-	-	-	-	-	(3,289,706.98)
KU-139010-Pineville Storem Owned	(448,020.02)	(16,839.93)	-	-	-	-	-	-	(464,859.95)
KU-139020-Carlisle Office	(3.68)	-	-	-	-	-	-	-	(3.68)
KU-139020-Coeburn Office	-	-	-	-	-	-	-	-	-
KU-139020-Columbia Office	-	-	-	-	-	-	-	-	-
KU-139020-Corbin Office	-	-	-	-	-	-	-	-	-
KU-139020-Earlington Pole Yard	(575.35)	-	-	-	-	-	-	-	(575.35)
KU-139020-Eddyville Office	(19,565.17)	(59.61)	-	-	-	-	-	-	(19,624.78)
KU-139020-Ewing Office	-	-	-	-	-	-	-	-	-
KU-139020-Flemingsburg Storeroom	(1,233.40)	(3.72)	-	-	-	-	-	-	(1,237.12)
KU-139020-Henderson Office	-	-	-	-	-	-	-	-	-
KU-139020-Lexington Northside Offic	(100.87)	-	-	-	-	-	-	-	(100.87)
KU-139020-Liberty Office	-	-	-	-	-	-	-	-	-
KU-139020-Livermore Storeroom	(226.65)	(19.38)	-	-	-	-	-	-	(246.03)
KU-139020-London Office	(38,730.15)	(116.58)	-	-	-	-	-	-	(38,846.73)
KU-139020-Manchester Office	-	-	-	-	-	-	-	-	-
KU-139020-Morehead Storeroom	(3,507.22)	(10.56)	-	-	-	-	-	-	(3,517.78)
KU-139020-Richmond Office	(171,892.34)	(959.55)	-	-	-	-	-	-	(172,851.89)
KU-139020-Somerset Pole Yard	(24.26)	-	-	-	-	-	-	-	(24.26)
KU-139020-St Paul Office	-	-	-	-	-	-	-	-	-
KU-139020-Tates Creek Office	-	-	-	-	-	-	-	-	-
KU-139020-Taylorsville Office	(9,584.73)	(28.83)	-	-	-	-	-	-	(9,613.56)
KU-139020-Versailles Storeroom	(69,177.40)	(208.26)	-	-	-	-	-	-	(69,385.66)
KU-139020-Whitley City Office	-	-	-	-	-	-	-	-	-
KU-139020-Various Offices	(314,621.22)	(1,406.49)	-	-	-	-	-	-	(316,027.71)
KU-139110- KY Office Equipment	(5,802,405.88)	(134,939.22)	46,755.50	-	-	-	-	-	(5,890,589.60)

KENTUCKY UTILITIES COMPANY
 KENTUCKY RESERVE FOR DEPRECIATION AND AMORTIZATION OF ELECTRIC PLANT IN SERVICE - REGULATORY ACCOUNTING
 MARCH 2020

[ToC](#)

	Beginning Balance	Accruals	Retirements	Transfers/ Adjustments	RWIP Transfers Out	Cost of Removal	Salvage	Other Credits	Ending Balance
KU-139120-KY Non PC Computer Equip	(13,534,234.47)	(837,129.61)	2,657,626.73	-	-	-	-	-	(11,713,737.35)
KU-139130-Cash Processing Equipmen	-	-	-	-	-	-	-	-	-
KU-139131-Personal Computers	(1,062,274.45)	(321,238.44)	21,932.55	-	-	-	-	-	(1,361,580.34)
KU-139200- KY - Ghent 4 ECR 2009	(0.00)	-	-	-	-	-	-	-	(0.00)
KU-139200- KY Cars and Light Trucks	-	-	-	-	-	-	-	-	-
KU-139200-KY Cars and Light Trucks-	(776,925.95)	(9,375.82)	-	-	-	-	-	-	(786,301.77)
KU-139210- KY Heavy Trucks & Other	(0.00)	-	-	-	-	-	-	-	(0.00)
KU-139210- KY Heavy Trucks & Other-	(3,556,201.78)	(48,112.55)	27,247.29	-	-	-	-	-	(3,577,067.04)
KU-139300- KY Stores Equipment	(429,905.22)	(9,342.06)	-	-	-	-	-	-	(439,247.28)
KU-139400- KY Tools, Shop, Garage	(4,917,355.39)	(146,482.92)	1,257.09	-	-	-	-	-	(5,062,581.22)
KU-139500-KY Laboratory Equipment	(0.00)	-	-	-	-	-	-	-	(0.00)
KU-139600-KY Power Op Equip	(0.00)	-	-	-	-	-	-	-	(0.00)
KU-139610-KY Power Op Equip-Lg Mach	(1,156,900.26)	(62,741.36)	-	-	-	-	-	-	(1,219,641.62)
KU-139620-KY Power Op Equip - Other	(319,565.31)	(14,747.22)	-	-	-	-	-	-	(334,312.53)
KU-139700-KY Microwave,Fiber,Other	(13,645,544.50)	(421,509.39)	-	-	-	-	-	-	(14,067,053.89)
KU-139710- KY Radios and Telephone	(13,608,619.91)	(653,932.91)	-	-	-	-	-	-	(14,262,552.82)
KU-139720- DSM Equipment	(3,725,665.83)	(267,732.39)	-	-	-	-	-	-	(3,993,398.22)
KU-139800- KY Miscellaneous Equip	0.00	-	-	-	-	-	-	-	0.00
Total General Plant	(77,011,889.19)	(3,365,001.18)	3,078,843.61	365,590.79	-	(248,934.57)	-	-	(77,181,390.54)
Electric Hydro Production									
KU-133010-DD Land Rights	(912,332.60)	-	-	-	-	-	-	-	(912,332.60)
KU-133100-DD Structures and Improv	(413,947.44)	(28,082.48)	-	-	-	-	-	-	(442,029.92)
KU-133200-DD Reservoirs, Dams, and	(10,458,804.77)	(142,803.84)	-	-	-	-	-	-	(10,601,608.61)
KU-133300-DD Water Wheels, Turbine	(2,931,616.71)	(135,551.07)	-	-	-	-	-	-	(3,067,167.78)
KU-133400-DD Accessory Electric Eq	(369,766.67)	(12,721.62)	-	-	-	-	-	-	(382,488.29)
KU-133500-DD Misc Power Plant Equi	(168,322.77)	(3,096.12)	-	-	-	-	-	-	(171,418.89)
KU-133600-DD Roads, Railroads, and	(103,633.04)	(1,952.28)	-	-	-	-	-	-	(105,585.32)
KU-133707-ARO Cost Hydro Prod (Eqp)	(73,366.27)	(4,472.04)	-	-	-	-	-	-	(77,838.31)
Total Electric Hydro Production	(15,431,790.27)	(328,679.45)	-	-	-	-	-	-	(15,760,469.72)

KENTUCKY UTILITIES COMPANY
 KENTUCKY RESERVE FOR DEPRECIATION AND AMORTIZATION OF ELECTRIC PLANT IN SERVICE - REGULATORY ACCOUNTING
 MARCH 2020

ToC

	Beginning Balance	Accruals	Retirements	Transfers/ Adjustments	RWIP Transfers Out	Cost of Removal	Salvage	Other Credits	Ending Balance
Electric Other Production									
KU-134010-EWB 9PL Land Rights	(132,118.30)	(965.85)	-	-	-	-	-	-	(133,084.15)
KU-134020-EWB 8 Land	-	-	-	-	-	-	-	-	-
KU-134020-EWB Solar Facility Land	-	-	-	-	-	-	-	-	-
KU-134020-Land	-	-	-	-	-	-	-	-	-
KU-134100-CR 7 Structures and Impr	(6,139,874.83)	(385,977.39)	-	-	-	-	-	-	(6,525,852.22)
KU-134100-EWB 10 Structures and Im	(1,417,669.83)	(13,619.76)	-	-	-	-	-	-	(1,431,289.59)
KU-134100-EWB 11 Structures and Im	(1,524,955.87)	(20,725.35)	-	-	-	-	-	-	(1,545,681.22)
KU-134100-EWB 5 Structures and Im	(452,984.63)	(10,372.20)	-	-	-	-	-	-	(463,356.83)
KU-134100-EWB 6 Structures and Imp	(130,136.71)	(2,621.22)	-	-	-	-	-	-	(132,757.93)
KU-134100-EWB 7 Structures and Imp	(368,984.44)	(6,018.63)	-	-	-	-	-	-	(375,003.07)
KU-134100-EWB 8 Structures and Imp	(1,726,639.32)	(19,975.62)	-	-	-	-	-	-	(1,746,614.94)
KU-134100-EWB 9 Structures and Imp	(3,621,604.31)	(32,155.08)	-	-	-	-	-	-	(3,653,759.39)
KU-134100-EWB Solar Struc and Imp	(181,608.49)	(15,304.41)	-	-	-	-	-	-	(196,912.90)
KU-134100-HA 1,2,&3 Structures and	(254,260.76)	(13,967.79)	-	-	-	-	-	-	(268,228.55)
KU-134100-Simp Solar A1 Struc & Imp	(11,265.38)	(8,488.26)	-	-	-	-	-	-	(19,753.64)
KU-134100-Simp Solar A2 Struc & Imp	-	-	-	-	-	-	-	-	-
KU-134100-PR 13 Structures and Imp	(1,277,902.54)	(22,868.43)	-	-	-	-	-	-	(1,300,770.97)
KU-134100-TC 10 Structures and Imp	(2,052,398.69)	(41,826.66)	-	-	-	-	-	-	(2,094,225.35)
KU-134100-TC 5 Structures and Impr	(2,284,789.32)	(36,186.72)	-	-	-	-	-	-	(2,320,976.04)
KU-134100-TC 6 Structures and Impr	(2,195,850.96)	(34,630.80)	-	-	-	-	-	-	(2,230,481.76)
KU-134100-TC 7 Structures and Impr	(1,957,965.45)	(33,634.02)	-	-	-	-	-	-	(1,991,599.47)
KU-134100-TC 8 Structures and Impr	(1,952,297.31)	(33,536.64)	-	-	-	-	-	-	(1,985,833.95)
KU-134100-TC 9 Structures and Impr	(2,003,338.21)	(34,640.37)	-	-	-	-	-	-	(2,037,978.58)
KU-134100-Structures and Impr	(29,554,527.05)	(766,549.35)	-	-	-	-	-	-	(30,321,076.40)
KU-134200-Cane Run PIPELINE FUEL	(3,117,860.63)	(181,431.93)	-	-	-	-	-	-	(3,299,292.56)
KU-134200-CR 7 Fuel Holders, Produ	(3,966,638.62)	(51,115.26)	-	-	-	-	-	-	(4,017,753.88)
KU-134200-EWB 10 Fuel Holders, Pro	(129,792.91)	(3,834.18)	-	-	-	-	-	-	(133,627.09)
KU-134200-EWB 11 Fuel Holders, Pro	(176,632.32)	(5,571.33)	-	-	-	-	-	-	(182,203.65)
KU-134200-EWB 5 Fuel Holders, Prod	(416,033.72)	(9,947.34)	-	-	-	-	-	-	(425,981.06)
KU-134200-EWB 6 Fuel Holders, Prod	(395,259.74)	(17,286.78)	-	-	-	-	-	-	(412,546.52)
KU-134200-EWB 7 Fuel Holders, Prod	(389,963.80)	(16,759.02)	-	-	-	-	-	-	(406,722.82)
KU-134200-EWB 8 Fuel Holders, Prod	(191,064.81)	(4,294.23)	-	-	-	-	-	-	(195,359.04)
KU-134200-EWB 9 Fuel Holders, Prod	(1,722,017.00)	(36,678.81)	-	-	-	-	-	-	(1,758,695.81)
KU-134200-EWB 9PL Fuel Holders, Pr	(6,222,521.79)	(63,225.99)	-	-	-	-	-	-	(6,285,747.78)
KU-134200-HA 1,2,&3 Fuel Holders,	(448,226.20)	(19,855.99)	48,430.58	-	-	-	-	-	(419,651.61)
KU-134200-Paddys Run CT Pipeline	(687,373.75)	(53,099.85)	-	-	-	-	-	-	(740,473.60)
KU-134200-PR 13 Fuel Holders, Produ	(1,218,519.36)	(19,235.76)	-	-	-	-	-	-	(1,237,755.12)
KU-134200-TC 10 Fuel Holders, Produ	(351,785.32)	(7,576.92)	-	-	-	-	-	-	(359,362.24)
KU-134200-TC 5 Fuel Holders, Produ	(146,698.71)	(2,335.95)	-	-	-	-	-	-	(149,034.66)
KU-134200-TC 6 Fuel Holders, Produ	(146,503.34)	(2,332.65)	-	-	-	-	-	-	(148,835.99)
KU-134200-TC 7 Fuel Holders, Produ	(318,503.72)	(5,520.48)	-	-	-	-	-	-	(324,024.20)
KU-134200-TC 8 Fuel Holders, Produ	(317,581.63)	(5,504.49)	-	-	-	-	-	-	(323,086.12)
KU-134200-TC 9 Fuel Holders, Produ	(326,154.41)	(5,685.51)	-	-	-	-	-	-	(331,839.92)
KU-134200-TRIMBLE CT PIPELINE FUEL	(2,957,974.76)	(49,788.45)	-	-	-	-	-	-	(3,007,763.21)
KU-134200-Fuel Holders, Produ	(23,647,106.54)	(561,080.92)	48,430.58	-	-	-	-	-	(24,159,756.88)
KU-134201-AROP EWB 9 Turbogenerator	0.00	-	-	-	-	-	-	-	0.00
KU-134300-Cane Run 7 Prime Movers	(22,684,410.77)	(2,302,090.10)	161,284.91	-	-	44,934.12	-	-	(24,780,281.84)
KU-134300-EWB 10 Prime Movers	(14,321,306.88)	(320,287.83)	-	-	-	-	-	-	(14,641,594.71)
KU-134300-EWB 11 Prime Movers	(27,470,067.93)	(514,677.57)	-	-	-	-	-	-	(27,984,745.50)
KU-134300-EWB 5 Prime Movers	(7,962,530.33)	(184,021.71)	-	-	-	-	-	-	(8,146,552.04)
KU-134300-EWB 6 Prime Movers	(18,900,621.35)	(583,696.35)	51,837.53	-	-	154,962.02	-	-	(19,277,518.15)
KU-134300-EWB 7 Prime Movers	(20,210,465.46)	(425,235.42)	-	-	-	-	-	-	(20,635,700.88)
KU-134300-EWB 8 Prime Movers	(20,805,630.61)	(387,545.25)	-	-	-	-	-	-	(21,193,175.86)
KU-134300-EWB 9 Prime Movers	(16,636,553.12)	(341,673.42)	-	-	-	-	-	-	(16,978,226.54)
KU-134300-PR 13 Prime Movers	(9,646,884.43)	(274,965.19)	-	-	-	-	-	-	(9,921,849.62)
KU-134300-TC 10 Prime Movers	(12,549,628.54)	(290,639.21)	-	-	-	-	-	-	(12,840,267.75)
KU-134300-TC 5 Prime Movers	(18,259,069.96)	(414,346.14)	-	-	-	-	-	-	(18,673,416.10)
KU-134300-TC 6 Prime Movers	(18,340,743.33)	(390,896.46)	-	-	-	-	-	-	(18,731,639.79)
KU-134300-TC 7 Prime Movers	(11,964,090.19)	(303,064.33)	-	-	-	-	-	-	(12,267,154.52)

KENTUCKY UTILITIES COMPANY
 KENTUCKY RESERVE FOR DEPRECIATION AND AMORTIZATION OF ELECTRIC PLANT IN SERVICE - REGULATORY ACCOUNTING
 MARCH 2020

[ToC](#)

	Beginning Balance	Accruals	Retirements	Transfers/ Adjustments	RWIP Transfers Out	Cost of Removal	Salvage	Other Credits	Ending Balance
KU-134300-TC 8 Prime Movers	(12,373,284.26)	(291,233.91)	-	-	-	-	-	-	(12,664,518.17)
KU-134300-TC 9 Prime Movers	(12,577,252.03)	(283,703.28)	-	-	-	-	-	-	(12,860,955.31)
KU-134300-Prime Movers	(244,702,539.19)	(7,308,076.17)	213,122.44	-	-	199,896.14	-	-	(251,597,596.78)
KU-134400-CR 7 Generators	(9,924,789.29)	(453,527.96)	-	-	-	-	-	-	(10,378,317.25)
KU-134400-EWB 10 Generators	(3,453,830.96)	(36,678.45)	-	-	-	-	-	-	(3,490,509.41)
KU-134400-EWB 11 Generators	(3,745,492.61)	(79,502.25)	-	-	-	-	-	-	(3,824,994.86)
KU-134400-EWB 5 Generators	(1,665,386.37)	(29,955.03)	-	-	-	-	-	-	(1,695,341.40)
KU-134400-EWB 6 Generators	(2,149,562.40)	(33,391.89)	-	-	-	-	-	-	(2,182,954.29)
KU-134400-EWB 7 Generators	(2,560,156.05)	(41,608.75)	-	-	-	-	-	-	(2,601,764.80)
KU-134400-EWB 8 Generators	(4,141,799.71)	(51,200.37)	-	-	-	-	-	-	(4,193,000.08)
KU-134400-EWB 9 Generators	(4,122,315.02)	(38,588.79)	-	-	-	-	-	-	(4,160,903.81)
KU-134400-EWB Solar Generators	(2,152,592.78)	(150,616.29)	-	-	-	-	-	-	(2,303,209.07)
KU-134400-HA 1,2,&3 Generators	(2,778,450.67)	(36,007.68)	-	-	-	-	-	-	(2,814,458.35)
KU-134400-PR 13 Generators	(3,118,188.34)	(60,603.84)	-	-	-	-	-	-	(3,178,792.18)
KU-134400-Simp Solar A1 Generators	(7,816.69)	(7,367.73)	-	-	-	-	-	-	(15,184.42)
KU-134400-Simp Solar A2 Generators	-	-	-	-	-	-	-	-	-
KU-134400-TC 10 Generators	(1,602,286.32)	(31,167.21)	-	-	-	-	-	-	(1,633,453.53)
KU-134400-TC 5 Generators	(2,273,276.58)	(38,518.95)	-	-	-	-	-	-	(2,311,795.53)
KU-134400-TC 6 Generators	(2,178,815.39)	(37,591.26)	-	-	-	-	-	-	(2,216,406.65)
KU-134400-TC 7 Generators	(1,542,037.44)	(28,739.16)	-	-	-	-	-	-	(1,570,776.60)
KU-134400-TC 8 Generators	(1,535,431.54)	(28,622.22)	-	-	-	-	-	-	(1,564,053.76)
KU-134400-TC 9 Generators	(1,091,781.05)	(32,747.76)	-	-	-	-	-	-	(1,124,528.81)
KU-134400-Bus Solar Gen-Makers Mark	-	(1,582.89)	-	-	-	-	-	-	(1,582.89)
KU-134400-Generators	(50,044,009.21)	(1,218,018.48)	-	-	-	-	-	-	(51,262,027.69)
KU-134500-CR 7 Accessory Electric	(3,070,041.78)	(180,640.83)	-	-	-	-	-	-	(3,250,682.61)
KU-134500-EWB 10 Accessory Electric	(2,111,738.72)	(30,592.53)	-	-	-	-	-	-	(2,142,331.25)
KU-134500-EWB 11 Accessory Electric	(1,842,666.59)	(30,187.38)	-	-	-	-	-	-	(1,872,853.97)
KU-134500-EWB 5 Accessory Electric	(1,382,971.83)	(24,430.71)	-	-	-	-	-	-	(1,407,402.54)
KU-134500-EWB 6 Accessory Electric	(1,339,377.11)	(24,624.33)	-	-	-	-	-	-	(1,364,001.44)
KU-134500-EWB 7 Accessory Electric	(1,310,879.32)	(25,157.19)	-	-	-	-	-	-	(1,336,036.51)
KU-134500-EWB 8 Accessory Electric	(2,438,860.01)	(48,808.05)	-	-	-	-	-	-	(2,487,668.06)
KU-134500-EWB 9 Accessory Electric	(3,139,443.44)	(42,971.70)	-	-	-	-	-	-	(3,182,415.14)
KU-134500-EWB Solar Accessory Elec	(84,697.78)	(4,855.62)	-	-	-	-	-	-	(89,553.40)
KU-134500-Simp Solar A2 Misc Pwr Pl	-	-	-	-	-	-	-	-	-
KU-134500-HA 1,2,&3 Accessory Elec	(651,617.56)	(45,220.98)	-	-	-	-	-	-	(696,838.54)
KU-134500-PR 13 Accessory Electric	(1,527,683.85)	(25,059.00)	-	-	-	-	-	-	(1,552,742.85)
KU-134500-TC 10 Accessory Electric	(3,979,878.62)	(108,338.70)	-	-	-	-	-	-	(4,088,217.32)
KU-134500-TC 5 Accessory Electric	(1,004,240.01)	(19,839.98)	-	-	-	-	-	-	(1,024,079.99)
KU-134500-TC 6 Accessory Electric	(2,407,280.60)	(48,628.77)	-	-	-	-	-	-	(2,455,909.37)
KU-134500-TC 7 Accessory Electric	(1,798,641.39)	(38,111.76)	-	-	-	-	-	-	(1,836,753.15)
KU-134500-TC 8 Accessory Electric	(1,721,137.04)	(31,482.90)	-	-	-	-	-	-	(1,752,619.94)
KU-134500-TC 9 Accessory Electric	(1,753,995.30)	(31,739.04)	-	-	-	-	-	-	(1,785,734.34)
KU-134500-Bus Solar Acc Elec-Makers	-	(523.97)	-	-	-	-	-	-	(523.97)
KU-134500-Accessory Electric	(31,565,150.95)	(761,213.44)	-	-	-	-	-	-	(32,326,364.39)
KU-134501-AROP EWB 10 Acc Electric	-	-	-	-	-	-	-	-	-
KU-134501-AROP EWB 11 Acc Electric	-	-	-	-	-	-	-	-	-
KU-134501-AROP EWB 5 Acc Electric	-	-	-	-	-	-	-	-	-
KU-134501-AROP EWB 6 Acc Electric	-	-	-	-	-	-	-	-	-
KU-134501-AROP EWB 7 Acc Electric	-	-	-	-	-	-	-	-	-
KU-134501-AROP EWB 8 Acc Electric	-	-	-	-	-	-	-	-	-
KU-134501-AROP EWB 9 Acc Electric	-	-	-	-	-	-	-	-	-
KU-134501-AROP TC 7 Acc Electric	-	-	-	-	-	-	-	-	-
KU-134501-AROP TC 8 Acc Electric	-	-	-	-	-	-	-	-	-
KU-134501-AROP Accessory Electric	-	-	-	-	-	-	-	-	-
KU-134600-CR 7 Misc. Power Plant E	(329,740.21)	(26,976.63)	-	-	-	-	-	-	(356,716.84)
KU-134600-EWB 10 Misc Power Plant	(165,237.46)	(1,934.07)	-	-	-	-	-	-	(167,171.53)
KU-134600-EWB 11 Misc Power Plant	(383,752.46)	(7,309.65)	-	-	-	-	-	-	(391,062.11)
KU-134600-EWB 5 Misc Power Plant E	(1,375,855.74)	(21,176.67)	-	-	-	-	-	-	(1,397,032.41)
KU-134600-EWB 6 Misc Power Plant E	(49,171.12)	(1,836.17)	-	-	-	-	-	-	(51,007.29)
KU-134600-EWB 7 Misc Power Plant E	(39,779.34)	(1,297.32)	-	-	-	-	-	-	(41,076.66)

KENTUCKY UTILITIES COMPANY
 KENTUCKY RESERVE FOR DEPRECIATION AND AMORTIZATION OF ELECTRIC PLANT IN SERVICE - REGULATORY ACCOUNTING
 MARCH 2020

[ToC](#)

	Beginning Balance	Accruals	Retirements	Transfers/ Adjustments	RWIP Transfers Out	Cost of Removal	Salvage	Other Credits	Ending Balance
KU-134600-EWB 8 Misc Power Plant E	(243,252.74)	(4,175.94)	-	-	-	-	-	-	(247,428.68)
KU-134600-EWB 9 Misc Power Plant E	(566,908.98)	(6,964.35)	-	-	-	-	-	-	(573,873.33)
KU-134600-EWB Solar Misc Power Plt	(56,214.91)	(4,513.26)	-	-	-	-	-	-	(60,728.17)
KU-134600-Simp Solar A2 Struc & Im	-	-	-	-	-	-	-	-	-
KU-134600-HA 1,2,&3 Misc Power Pla	(86,271.97)	(4,974.21)	-	-	-	-	-	-	(91,246.18)
KU-134600-PR 13 Misc Power Plant E	(710,868.07)	(10,778.40)	-	-	-	-	-	-	(721,646.47)
KU-134600-TC 10 Misc Power Plant E	(18,922.24)	(482.55)	-	-	-	-	-	-	(19,404.79)
KU-134600-TC 5 Misc. Power Plant E	(17,517.32)	(292.56)	-	-	-	-	-	-	(17,809.88)
KU-134600-TC 7 Misc. Power Plant E	(5,040.90)	(86.43)	-	-	-	-	-	-	(5,127.33)
KU-134600-TC 8 Misc. Power Plant E	(5,024.97)	(86.19)	-	-	-	-	-	-	(5,111.16)
KU-134600-TC 9 Misc. Power Plant E	(5,151.06)	(89.07)	-	-	-	-	-	-	(5,240.13)
KU-134600-Misc. Power Plant E	(4,058,709.49)	(92,973.47)	-	-	-	-	-	-	(4,151,682.96)
KU-134707-ARO Cost Other Prod (Eqp)	(93,676.46)	(5,037.36)	-	-	-	-	-	-	(98,713.82)
Total Electric Other Production	(383,797,837.19)	(10,713,915.04)	261,553.02	-	-	199,896.14	-	-	(394,050,303.07)
Electric Steam Production									
KU-131020-EWB 1 Land	-	-	-	-	-	-	-	-	-
KU-131020-EWB 3 Land	-	-	-	-	-	-	-	-	-
KU-131020-GH 1 Land	-	-	-	-	-	-	-	-	-
KU-131020-GH 4 Land ECR 2009	-	-	-	-	-	-	-	-	-
KU-131020-GR 1&2 Land	-	-	-	-	-	-	-	-	-
KU-131020-PI 1&2 Land	-	-	-	-	-	-	-	-	-
KU-131020-PI 3 Land	-	-	-	-	-	-	-	-	-
KU-131020-TC 2 Land ECR 2009	-	-	-	-	-	-	-	-	-
KU-131020-TY 3 Land	-	-	-	-	-	-	-	-	-
KU-131020-Land	-	-	-	-	-	-	-	-	-
KU-131100-EWB 1 Structures and Imp	(4,214,215.94)	(397.56)	-	-	-	-	-	-	(4,214,613.50)
KU-131100-EWB 2 Structures and Imp	(2,431,665.19)	(3,613.08)	-	-	-	-	-	-	(2,435,278.27)
KU-131100-EWB 3 Struc	(15,649,119.22)	(192,148.84)	-	-	-	-	-	-	(15,841,268.06)
KU-131100-EWB 3 Struc ECR 2005	-	-	-	-	-	-	-	-	-
KU-131100-EWB 3 Struc ECR 2009	(6,019.97)	(372.81)	-	-	-	-	-	-	(6,392.78)
KU-131100-EWB 3 Struc ECR 2011	(269,630.95)	(41,565.81)	-	-	-	-	-	-	(311,196.76)
KU-131100-EWB3 FGD Struc	(16,570,665.44)	(517,030.47)	-	-	-	-	-	-	(17,087,695.91)
KU-131100-EWB3 FGD Struc ECR 2005	(0.00)	-	-	-	-	-	-	-	(0.00)
KU-131100-GH 1 Struc	(10,770,950.97)	(91,658.79)	60,414.72	-	-	10,105.33	-	-	(10,792,089.71)
KU-131100-GH 1 Struc ECR 2006	0.00	-	-	-	-	-	-	-	0.00
KU-131100-GH 1SC Structures and Im	(6,541,385.39)	(24,199.92)	-	-	-	-	-	-	(6,565,585.31)
KU-131100-GH 2 Structures and Impr	(9,541,940.02)	(55,626.25)	-	-	-	-	-	-	(9,597,566.27)
KU-131100-GH 3 Struc	(35,188,312.51)	(228,746.60)	-	-	-	-	-	-	(35,417,059.11)
KU-131100-GH 3 Struc ECR 2006	-	-	-	-	-	-	-	-	-
KU-131100-GH 3 Struc ECR 2011	(649,462.94)	(50,137.47)	-	-	-	-	-	-	(699,600.41)
KU-131100-GH 4 Struc	(17,304,361.66)	(316,224.31)	25,010.14	-	-	4,177.59	-	-	(17,591,398.24)
KU-131100-GH 4 Struc ECR 2005	-	-	-	-	-	-	-	-	-
KU-131100-GH 4 Struc ECR 2006	0.00	-	-	-	-	-	-	-	0.00
KU-131100-GH 4 Struc ECR 2009	(798,183.68)	(86,122.47)	-	-	-	-	-	-	(884,306.15)
KU-131100-GH2 FGD Structures and I	(12,376,092.63)	(45,306.45)	-	-	-	-	-	-	(12,421,399.08)
KU-131100-GH3 FGD Structures and I	-	-	-	-	-	-	-	-	-
KU-131100-GH4 FGD Structures and I	-	-	-	-	-	-	-	-	-
KU-131100-GR 1-2 Structures and Im	(480,446.49)	-	-	-	-	-	-	-	(480,446.49)
KU-131100-GR 3 Structures and Impr	(563,915.11)	-	-	-	-	-	-	-	(563,915.11)
KU-131100-GR 4 Structures and Impr	(2,325,761.90)	-	-	-	-	-	-	-	(2,325,761.90)
KU-131100-PI 1-2 Structures and Imp	-	-	-	-	-	-	-	-	-
KU-131100-PI 3 Structures and Impr	(42,059.13)	-	-	-	-	-	-	-	(42,059.13)
KU-131100-SL Structures and Improv	(764,451.08)	(4,324.41)	-	-	-	-	-	-	(768,775.49)
KU-131100-TC 2 FGD Struc & Improv	(3,384,981.78)	(17,490.15)	-	-	-	-	-	-	(3,402,471.93)
KU-131100-TC Training Center Struc	(20,976.00)	(5,784.09)	-	-	-	-	-	-	(26,760.09)
KU-131100-TC2 Struct	(21,998,588.12)	(435,503.72)	-	-	-	-	-	-	(22,434,091.84)
KU-131100-TC2 Struct ECR 2006	-	-	-	-	-	-	-	-	-
KU-131100-TC2 Struct ECR 2009	(59,222.51)	(2,121.00)	-	-	-	-	-	-	(61,343.51)
KU-131100-TY 1&2 Structures and Im	(83,736.27)	-	-	-	-	-	-	-	(83,736.27)

KENTUCKY UTILITIES COMPANY
 KENTUCKY RESERVE FOR DEPRECIATION AND AMORTIZATION OF ELECTRIC PLANT IN SERVICE - REGULATORY ACCOUNTING
 MARCH 2020

[ToC](#)

	Beginning Balance	Accruals	Retirements	Transfers/ Adjustments	RWIP Transfers Out	Cost of Removal	Salvage	Other Credits	Ending Balance
KU-131100-TY 3 Structures and Impr	(514,444.62)	-	-	-	-	-	-	-	(514,444.62)
KU-131100- Structures and Impr	(162,550,589.52)	(2,118,374.20)	85,424.86	-	-	14,282.92	-	-	(164,569,255.94)
KU-131101-AROP EWB 1 Struct & Imp	-	-	-	-	-	-	-	-	-
KU-131101-AROP EWB 3 ECR 2009	-	-	-	-	-	-	-	-	-
KU-131101-AROP EWB 3 Struct & Imp	-	-	-	-	-	-	-	-	-
KU-131101-AROP GH 1 Struct & Imp	-	-	-	-	-	-	-	-	-
KU-131101-AROP GR 1-2 Struct & Imp	-	-	-	-	-	-	-	-	-
KU-131101-AROP GR 4 Struct & Imp	-	-	-	-	-	-	-	-	-
KU-131101-AROP TC2 Struct ECR 2009	-	-	-	-	-	-	-	-	-
KU-131101-AROP TY 3 Struct & Impr	-	-	-	-	-	-	-	-	-
KU-131101-AROP Struct & Impr	-	-	-	-	-	-	-	-	-
KU-131200-EWB 1 Boil	(8,370,954.63)	(32,162.55)	-	-	-	-	-	-	(8,403,117.18)
KU-131200-EWB 1 Boil - Ash Pond	(12,404,729.33)	(42,926.58)	-	-	-	-	-	-	(12,447,655.91)
KU-131200-EWB 1 Boil ECR 2005	-	-	-	-	-	-	-	-	-
KU-131200-EWB 2 Boil	(1,584,931.46)	(41,467.20)	-	-	-	-	-	-	(1,626,398.66)
KU-131200-EWB 2 Boil ECR 2005	-	-	-	-	-	-	-	-	-
KU-131200-EWB 2 Boil ECR 2006	-	-	-	-	-	-	-	-	-
KU-131200-EWB 3 Boil	(70,610,297.05)	(1,804,784.24)	1,440,819.10	-	-	-	-	-	(70,974,262.19)
KU-131200-EWB 3 Boil Ash Pond	(5,685,134.63)	(203,466.36)	-	-	-	-	-	-	(5,888,600.99)
KU-131200-EWB 3 Boil ECR 2005	-	-	-	-	-	-	-	-	-
KU-131200-EWB 3 Boil ECR 2006	-	-	-	-	-	-	-	-	-
KU-131200-EWB 3 Boil ECR 2009	(18,709,067.21)	(1,545,583.29)	-	-	-	-	-	-	(20,254,650.50)
KU-131200-EWB 3 Boil ECR 2011	(20,584,659.31)	(2,508,997.17)	-	-	-	-	-	-	(23,093,656.48)
KU-131200-EWB3 FGD Boil	(107,645,406.30)	(4,130,270.50)	-	-	-	-	-	-	(111,775,676.80)
KU-131200-EWB3 FGD Boil ECR 2005	-	-	-	-	-	-	-	-	-
KU-131200-GH 1 Boil	(99,481,903.67)	(2,454,706.00)	3,404,506.41	-	-	654,095.36	-	-	(97,878,007.90)
KU-131200-GH 1 Boil - Ash Pond	(2,074,881.35)	(420.12)	-	-	-	-	-	-	(2,075,301.47)
KU-131200-GH 1 Boil ECR 2005	-	-	-	-	-	-	-	-	-
KU-131200-GH 1 Boil ECR 2006	-	-	-	-	-	-	-	-	-
KU-131200-GH 1 Boil ECR 2011	(22,954,122.62)	(1,989,703.56)	-	-	-	-	-	-	(24,943,826.18)
KU-131200-GH 1 SC Boil - Ash Pond	(39,219.48)	(3.96)	-	-	-	-	-	-	(39,223.44)
KU-131200-GH 1SC Boil	(68,298,553.53)	(1,453,836.54)	116,378.54	-	-	2,253.80	-	-	(69,633,757.73)
KU-131200-GH 1SC Boil ECR 2005	-	-	-	-	-	-	-	-	-
KU-131200-GH 1SC Boil ECR 2016	(90,370.14)	(11,635.20)	-	-	-	-	-	-	(102,005.34)
KU-131200-GH 2 Boil	(72,056,501.68)	(1,764,268.82)	4,040,844.67	-	-	915,482.68	(59.40)	-	(68,864,502.55)
KU-131200-GH 2 Boil ECR 2005	-	-	-	-	-	-	-	-	-
KU-131200-GH 2 Boil ECR 2011	(12,755,217.42)	(1,829,389.17)	-	-	-	-	-	-	(14,584,606.59)
KU-131200-GH 2 SC Boil - Ash Pond	(1,901,133.18)	-	-	-	-	-	-	-	(1,901,133.18)
KU-131200-GH 2SC Boil	(64,740,802.77)	(200,054.35)	142,274.23	-	-	16,481.03	-	-	(64,782,101.86)
KU-131200-GH 2SC Boil ECR 2005	-	-	-	-	-	-	-	-	-
KU-131200-GH 2SC Boil ECR 2016	(219,460.83)	(13,246.59)	-	-	-	-	-	-	(232,707.42)
KU-131200-GH 3 Boil	(172,531,613.42)	(2,439,529.84)	1,844,865.22	-	-	1,369,942.36	(13,908.60)	-	(171,770,244.28)
KU-131200-GH 3 Boil ECR 2006	-	-	-	-	-	-	-	-	-
KU-131200-GH 3 Boil ECR 2011	(21,152,690.28)	(1,520,802.96)	-	-	-	-	-	-	(22,673,493.24)
KU-131200-GH 4 Boil	(145,326,222.06)	(3,372,776.26)	333,085.57	-	-	84,953.59	-	-	(148,280,959.16)
KU-131200-GH 4 Boil - Ash Pond	(14,894,136.13)	(219,040.86)	-	-	-	-	-	-	(15,113,176.99)
KU-131200-GH 4 Boil ECR 2005	-	-	-	-	-	-	-	-	-
KU-131200-GH 4 Boil ECR 2006	-	-	-	-	-	-	-	-	-
KU-131200-GH 4 Boil ECR 2009	(35,847,155.06)	(3,333,507.21)	-	-	-	-	-	-	(39,180,662.27)
KU-131200-GH 4 Boil ECR 2011	(19,978,537.82)	(1,652,275.74)	-	-	-	-	-	-	(21,630,813.56)
KU-131200-GH 4RC Boiler Plant Equi	(0.00)	-	-	-	-	-	-	-	(0.00)
KU-131200-GH3 FGD Boil	(45,845,475.39)	(1,193,187.42)	258,221.21	-	-	14,214.64	-	-	(46,766,226.96)
KU-131200-GH3 FGD Boil ECR 2005	-	-	-	-	-	-	-	-	-
KU-131200-GH3 FGD Boil ECR 2016	(62,685.09)	(9,258.45)	-	-	-	-	-	-	(71,943.54)
KU-131200-GH4 FGD Boil	(113,846,020.84)	(2,274,041.02)	522,776.59	-	-	92,925.87	-	-	(115,504,359.40)
KU-131200-GH4 FGD Boil ECR 2005	-	-	-	-	-	-	-	-	-
KU-131200-GH4 FGD Boil ECR 2016	(54,285.34)	(7,269.96)	-	-	-	-	-	-	(61,555.30)
KU-131200-GR 1-2 Boiler Plant Equi	-	-	-	-	-	-	-	-	-
KU-131200-GR 3 Boil	0.00	-	-	-	-	-	-	-	0.00
KU-131200-GR 3 Boil - Ash Pond	(1,831,841.45)	-	1,831,840.98	-	-	-	-	-	(0.47)

KENTUCKY UTILITIES COMPANY
 KENTUCKY RESERVE FOR DEPRECIATION AND AMORTIZATION OF ELECTRIC PLANT IN SERVICE - REGULATORY ACCOUNTING
 MARCH 2020

[ToC](#)

	Beginning Balance	Accruals	Retirements	Transfers/ Adjustments	RWIP Transfers Out	Cost of Removal	Salvage	Other Credits	Ending Balance
KU-131200-GR 3 Boil ECR 2006	-	-	-	-	-	-	-	-	-
KU-131200-GR 4 Boil	0.00	-	-	-	-	-	-	-	0.00
KU-131200-GR 4 Boil ECR 2006	-	-	-	-	-	-	-	-	-
KU-131200-PI 1-2 Boiler Plant Equip	-	-	-	-	-	-	-	-	-
KU-131200-PI 3 Boil - Ash Pond	(91,266.28)	-	91,265.89	-	-	-	-	-	(0.39)
KU-131200-PI 3 Boiler Plant Equipm	(0.00)	-	-	-	-	-	-	-	(0.00)
KU-131200-TC 2 Boil	(123,852,621.59)	(2,938,469.26)	2,651,515.76	-	-	-	-	-	(124,139,575.09)
KU-131200-TC 2 Boil - Ash Pond	(4,425,326.85)	(10,289.19)	-	-	-	-	-	-	(4,435,616.04)
KU-131200-TC 2 Boil ECR 2006	3.00	-	-	-	-	-	-	-	3.00
KU-131200-TC 2 Boil ECR 2009	(3,337,700.15)	(419,787.93)	-	-	-	-	-	-	(3,757,488.08)
KU-131200-TC 2 Boil ECR 2009-Ash Po	(613,563.99)	(10,604.52)	-	-	-	-	-	-	(624,168.51)
KU-131200-TC 2 Boil ECR 2016	(206,976.34)	(221,897.10)	-	-	-	-	-	-	(428,873.44)
KU-131200-TC2 Boil ECR2009-159091	-	(138.05)	-	-	-	-	-	-	(138.05)
KU-131200-TC2 Boil ECR2009-151122	-	(118,753.88)	-	-	-	-	-	-	(118,753.88)
KU-131200-TC2 FGD Boil	(24,321,241.19)	(358,587.12)	-	-	-	-	-	-	(24,679,828.31)
KU-131200-TC2 FGD Boil ECR 2006	(3.00)	-	-	-	-	-	-	-	(3.00)
KU-131200-TY 1&2 Boiler Plant Equi	(0.00)	-	-	-	-	-	-	-	(0.00)
KU-131200-TY 3 Boil	(0.00)	-	-	-	-	-	-	-	(0.00)
KU-131200-TY 3 Boil - Ash Pond	(575,456.32)	-	575,455.72	-	-	-	-	-	(0.60)
KU-131200-TY 3 Boil ECR 2006	-	-	-	-	-	-	-	-	-
KU-131200-Boiler Plant Equipm	(1,319,002,162.18)	(40,127,138.97)	17,253,849.89	-	-	3,150,349.33	(13,968.00)	-	(1,338,739,069.93)
KU-131201-AROP EWB 1 Boiler Plt Eqp	-	-	-	-	-	-	-	-	-
KU-131201-AROP EWB 3 Boiler Plt Eqp	-	-	-	-	-	-	-	-	-
KU-131201-AROP GH 1 Boiler Plt Eqp	-	-	-	-	-	-	-	-	-
KU-131201-AROP GH 1SC Boiler Plt Eq	-	-	-	-	-	-	-	-	-
KU-131201-AROP GH 2 Boiler Plt Eqp	-	-	-	-	-	-	-	-	-
KU-131201-AROP GH 4 Boiler Plt Eqp	-	-	-	-	-	-	-	-	-
KU-131201-AROP GR 1-2 Boiler Plt Eqp	-	-	-	-	-	-	-	-	-
KU-131201-AROP GR 4 Boiler Plt Eqp	-	-	-	-	-	-	-	-	-
KU-131201-AROP TY 1-2 Boiler Plt Eq	-	-	-	-	-	-	-	-	-
KU-131201-AROP TY 3 Boiler Plt Eqp	-	-	-	-	-	-	-	-	-
KU-131201-AROP Boiler Plt Eqp	-	-	-	-	-	-	-	-	-
KU-131400-EWB 1 Turbogenerator Uni	(265,138.04)	(1,575.84)	-	-	-	-	-	-	(266,713.88)
KU-131400-EWB 2 Turbogenerator Uni	(417,409.46)	(1,594.80)	-	-	-	-	-	-	(419,004.26)
KU-131400-EWB 3 Turbogenerator Uni	(11,121,856.43)	(689,197.18)	696,069.14	-	-	-	-	-	(11,114,984.47)
KU-131400-GH 1 Turbogenerator Unit	(24,091,100.72)	(359,781.25)	14,802.40	-	2,975.92	-	-	-	(24,433,103.65)
KU-131400-GH 2 Turbogenerator Unit	(23,120,851.93)	(244,948.23)	414,538.32	-	87,246.55	-	-	-	(22,864,015.29)
KU-131400-GH 3 Turbogenerator Unit	(23,765,371.43)	(278,017.80)	-	-	506,794.04	-	-	-	(23,536,595.19)
KU-131400-GH 4 Turbogenerator Unit	(36,949,495.84)	(389,257.44)	-	-	-	-	-	-	(37,338,753.28)
KU-131400-GR 1&2 Turbogenerator Un	-	-	-	-	-	-	-	-	-
KU-131400-GR 3 Turbogenerator Unit	0.00	-	-	-	-	-	-	-	0.00
KU-131400-GR 4 Turbogenerator Unit	(0.00)	-	-	-	-	-	-	-	(0.00)
KU-131400-PI 1-2 Turbogenerator Uni	-	-	-	-	-	-	-	-	-
KU-131400-PI 3 Turbogenerator Unit	-	-	-	-	-	-	-	-	-
KU-131400-TC 2 Turbogenerator Unit	(23,305,187.36)	(494,618.59)	653,901.99	-	-	-	-	-	(23,145,903.96)
KU-131400-TY 1&2 Turbogenerator Un	0.00	-	-	-	-	-	-	-	0.00
KU-131400-TY 3 Turbogenerator Unit	0.00	-	-	-	-	-	-	-	0.00
KU-131400-Turbogenerator Unit	(143,036,411.21)	(2,458,991.13)	1,779,311.85	-	597,016.51	-	-	-	(143,119,073.98)
KU-131401-AROP TY 3 Turbogenerator	-	-	-	-	-	-	-	-	-
KU-131500-EWB 1 Accessory Electric	(3,221,313.19)	(10,076.24)	-	-	-	-	-	-	(3,231,389.43)
KU-131500-EWB 2 Acc	(607,997.15)	(2,867.91)	-	-	-	-	-	-	(610,865.06)
KU-131500-EWB 2 Acc ECR 2005	-	-	-	-	-	-	-	-	-
KU-131500-EWB 3 Acc	(6,771,056.83)	(89,699.50)	-	-	-	-	-	-	(6,860,756.33)
KU-131500-EWB 3 Acc ECR 2005	-	-	-	-	-	-	-	-	-
KU-131500-EWB 3 Acc ECR 2011	(316,934.70)	(60,548.40)	-	-	-	-	-	-	(377,483.10)
KU-131500-EWB 3 FGD Acc	(9,693,411.35)	(348,227.91)	-	-	-	-	-	-	(10,041,639.26)
KU-131500-EWB3 FGD Acc ECR 2005	-	-	-	-	-	-	-	-	-
KU-131500-GH 1 Access ECR 2011	(95,248.25)	(14,215.14)	-	-	-	-	-	-	(109,463.39)
KU-131500-GH 1 Accessory Electric	(8,537,585.89)	(67,089.55)	-	-	-	-	-	-	(8,604,675.44)
KU-131500-GH 1SC Acc	(6,725,809.72)	(112,760.70)	-	-	-	-	-	-	(6,838,570.42)

KENTUCKY UTILITIES COMPANY
 KENTUCKY RESERVE FOR DEPRECIATION AND AMORTIZATION OF ELECTRIC PLANT IN SERVICE - REGULATORY ACCOUNTING
 MARCH 2020

[ToC](#)

	Beginning Balance	Accruals	Retirements	Transfers/ Adjustments	RWIP Transfers Out	Cost of Removal	Salvage	Other Credits	Ending Balance
KU-131500-GH 1SC Acc ECR 2005	-	-	-	-	-	-	-	-	-
KU-131500-GH 2 Acc ECR 2011	(53,761.75)	(9,736.38)	-	-	-	-	-	-	(63,498.13)
KU-131500-GH 2 Accessory Electric	(11,773,531.82)	(78,138.45)	420,031.44	-	-	48,233.37	-	-	(11,383,405.46)
KU-131500-GH 2SC Acc	(360,117.03)	(11,533.29)	-	-	-	-	-	-	(371,650.32)
KU-131500-GH 2SC Acc ECR 2005	-	-	-	-	-	-	-	-	-
KU-131500-GH 3 Acc ECR 2011	(189,423.57)	(10,424.52)	-	-	-	-	-	-	(199,848.09)
KU-131500-GH 3 Accessory Electric	(26,099,044.05)	(134,526.45)	-	-	-	-	-	-	(26,233,570.50)
KU-131500-GH 4 Acc ECR 2009	(1,055,079.60)	(211,071.60)	-	-	-	-	-	-	(1,266,151.20)
KU-131500-GH 4 Acc ECR 2011	(245,761.47)	(21,623.55)	-	-	-	-	-	-	(267,385.02)
KU-131500-GH 4 Accessory Electric	(19,966,392.13)	(269,895.21)	-	-	-	-	-	-	(20,236,287.34)
KU-131500-GH3 FGD Acc	(5,354,708.93)	(110,184.30)	-	-	-	-	-	-	(5,464,893.23)
KU-131500-GH3 FGD Acc ECR 2005	-	-	-	-	-	-	-	-	-
KU-131500-GH4 FGD Acc	(4,717,438.54)	(157,160.94)	-	-	-	-	-	-	(4,874,599.48)
KU-131500-GH4 FGD Acc ECR 2005	-	-	-	-	-	-	-	-	-
KU-131500-GR 1&2 Accessory Electri	-	-	-	-	-	-	-	-	-
KU-131500-GR 3 Accessory Electric	0.00	-	-	-	-	-	-	-	0.00
KU-131500-GR 4 Accessory Electric	(0.00)	-	-	-	-	-	-	-	(0.00)
KU-131500-PI 1-2 Accessory Electric	-	-	-	-	-	-	-	-	-
KU-131500-PI 3 Accessory Electric	-	-	-	-	-	-	-	-	-
KU-131500-TC 2 Acc	(11,115,844.57)	(227,693.35)	-	-	-	-	-	-	(11,343,537.92)
KU-131500-TC 2 Acc ECR 2006	-	-	-	-	-	-	-	-	-
KU-131500-TC 2 Acc ECR 2009	(124,252.04)	(6,290.55)	-	-	-	-	-	-	(130,542.59)
KU-131500-TC 2 FGD Accessory Equip	(838,706.54)	(5,024.91)	-	-	-	-	-	-	(843,731.45)
KU-131500-TY 1&2 Accessory Electri	(0.00)	-	-	-	-	-	-	-	(0.00)
KU-131500-TY 3 Accessory Electric	0.00	-	-	-	-	-	-	-	0.00
KU-131500-Accessory Electric	(117,863,419.12)	(1,958,788.85)	420,031.44	-	-	48,233.37	-	-	(119,353,943.16)
KU-131501-AROP EWB 1 Acc Electric	-	-	-	-	-	-	-	-	-
KU-131501-AROP EWB 2 Acc Electric	-	-	-	-	-	-	-	-	-
KU-131501-AROP EWB 3 Acc Electric	-	-	-	-	-	-	-	-	-
KU-131501-AROP GH 1 Acc Electric	-	-	-	-	-	-	-	-	-
KU-131501-AROP GH 2 Acc Electric	-	-	-	-	-	-	-	-	-
KU-131501-AROP GH 3 Acc Electric	-	-	-	-	-	-	-	-	-
KU-131501-AROP GH 4 Acc Electric	-	-	-	-	-	-	-	-	-
KU-131501-AROP GR 4 Acc Electric	-	-	-	-	-	-	-	-	-
KU-131501-AROP TY 3 Acc Electric	-	-	-	-	-	-	-	-	-
KU-131501-AROP Accessory Electric	-	-	-	-	-	-	-	-	-
KU-131600-EWB 1 Misc Power Plant E	(72,674.49)	(260.52)	-	-	-	-	-	-	(72,935.01)
KU-131600-EWB 2 Misc Power Plant E	(69,494.26)	(9.84)	-	-	-	-	-	-	(69,504.10)
KU-131600-EWB 3 Misc Power Plant E	(3,490,044.45)	(59,959.63)	28,775.85	-	-	-	-	-	(3,521,228.23)
KU-131600-GH 1 Misc Power Plant Eq	(1,614,248.52)	(4,635.09)	-	-	-	-	-	-	(1,618,883.61)
KU-131600-GH 1SC Misc Power Plant	(922,892.29)	(2,164.50)	-	-	-	-	-	-	(925,056.79)
KU-131600-GH 2 Misc Power Plant Eq	(1,466,090.60)	(3,525.67)	-	-	-	-	-	-	(1,469,616.27)
KU-131600-GH 3 Misc Power Plant Eq	(2,749,436.09)	(17,342.26)	6,459.57	-	-	493.09	-	-	(2,759,825.69)
KU-131600-GH 3 Misc PwrPlt ECR 2011	(44,713.13)	(3,027.81)	-	-	-	-	-	-	(47,740.94)
KU-131600-GH 4 Misc Power Plant Eq	(4,472,212.82)	(119,243.85)	71,363.59	-	-	-	-	-	(4,520,093.08)
KU-131600-GR 1&2 Misc Power Plant	(0.00)	-	-	-	-	-	-	-	(0.00)
KU-131600-GR 3 Misc Power Plant Eq	(0.00)	-	-	-	-	-	-	-	(0.00)
KU-131600-GR 4 Misc Power Plant Eq	0.00	-	-	-	-	-	-	-	0.00
KU-131600-PI 1-2 Misc Power Plant E	-	-	-	-	-	-	-	-	-
KU-131600-PI 3 Misc Power Plant Eq	-	-	-	-	-	-	-	-	-
KU-131600-SL Misc Power Plant Equi	(1,153,745.25)	(33,236.40)	-	-	-	-	-	-	(1,186,981.65)
KU-131600-TC 2 Misc Power Plant Equ	(979,692.79)	(42,970.59)	-	-	-	-	-	-	(1,022,663.38)
KU-131600-TY 1&2 Misc Power Plant	0.00	-	-	-	-	-	-	-	0.00
KU-131600-TY 3 Misc Power Plant Eq	0.00	-	-	-	-	-	-	-	0.00
KU-131600-Misc Power Plant Eq	(17,035,244.69)	(286,376.16)	106,599.01	-	-	493.09	-	-	(17,214,528.75)
KU-131707-ARO Cost Steam (Eqp)	(4,083,576.78)	(360,285.23)	542,275.10	-	-	-	-	-	(3,901,586.91)
KU-131708-ARO Cost Steam (CCR)	(138,280,798.17)	(2,917,838.31)	43,913,603.41	-	-	-	-	-	(97,285,033.07)
Total Electric Steam Production	(1,901,852,201.67)	(50,227,792.85)	64,101,095.56	-	-	3,810,375.22	(13,968.00)	-	(1,884,182,491.74)

Electric Transmission

KENTUCKY UTILITIES COMPANY
 KENTUCKY RESERVE FOR DEPRECIATION AND AMORTIZATION OF ELECTRIC PLANT IN SERVICE - REGULATORY ACCOUNTING
 MARCH 2020

[ToC](#)

	Beginning Balance	Accruals	Retirements	Transfers/ Adjustments	RWIP Transfers Out	Cost of Removal	Salvage	Other Credits	Ending Balance
KU-135010- KY Land Rights	(16,118,991.87)	(58,716.33)	-	-	-	-	-	-	(16,177,708.20)
KU-135010-Licensed Project Land Ri	-	-	-	-	-	-	-	-	-
KU-135020- KY Land	-	-	-	-	-	-	-	-	-
KU-135210- KY Licensed Proj Str & I	-	-	-	-	-	-	-	-	-
KU-135210- KY Struc & Imprv-Non Sys	(6,338,820.20)	(128,055.95)	8,718.47	-	-	14,923.97	-	-	(6,443,233.71)
KU-135210- KY Struc NonSys Dix Ctrl	(900,562.44)	(5,185.44)	-	-	-	-	-	-	(905,747.88)
KU-135220-Struct & Improve-System	44,632.95	(4.40)	-	-	-	-	-	-	44,628.55
KU-135310- KY Licensed Proj Sta Eq	-	-	-	-	-	-	-	-	-
KU-135310- KY Station Equip -Non Sy	(68,473,385.65)	(1,592,799.04)	50,736.23	(2,253,962.90)	-	43,036.54	-	-	(72,226,374.82)
KU-135311-AROP Station Equip Non S	(0.00)	-	-	-	-	-	-	-	(0.00)
KU-135320-Station Equipment-System	(5,129,894.52)	-	-	2,253,962.90	-	-	-	-	(2,875,931.62)
KU-135400- KY Towers Fix	(48,335,209.40)	(299,074.65)	-	-	-	-	-	-	(48,634,284.05)
KU-135400- KY Towers Fix ECR 2005	(0.00)	-	-	-	-	-	-	-	(0.00)
KU-135400-KY Towers and Fixtures	(48,335,209.40)	(299,074.65)	-	-	-	-	-	-	(48,634,284.05)
KU-135500- KY Licensed Proj Poles a	-	-	-	-	-	-	-	-	-
KU-135500- KY Poles	(77,915,650.19)	(3,044,851.96)	151,258.41	-	-	383,187.07	(154.98)	-	(80,426,211.65)
KU-135500- KY Poles ECR 2005	-	-	-	-	-	-	-	-	-
KU-135500-KY Poles and Fixtures	(77,915,650.19)	(3,044,851.96)	151,258.41	-	-	383,187.07	(154.98)	-	(80,426,211.65)
KU-135600- KY Licensed Proj Ohd Con	-	-	-	-	-	-	-	-	-
KU-135600-KY OH Cond	(108,256,723.38)	(1,242,351.37)	16,641.97	-	-	75,360.48	-	-	(109,407,072.30)
KU-135600-KY OH Cond ECR 2005	-	-	-	-	-	-	-	-	-
KU-135600-KY Overhead Conductors and	(108,256,723.38)	(1,242,351.37)	16,641.97	-	-	75,360.48	-	-	(109,407,072.30)
KU-135700- KY Underground Conduit	(264,160.27)	(2,892.46)	-	-	-	-	-	-	(267,052.73)
KU-135800- KY Undergrd Conductors a	(968,289.31)	(2,525.48)	-	-	-	-	-	-	(970,814.79)
KU-135915-ARO Cost Transm (L/B)	(7,891.33)	(114.78)	-	-	-	-	-	-	(8,006.11)
KU-135917-ARO Cost Transm (Eqp)	(98,651.80)	(1,727.49)	-	-	-	-	-	-	(100,379.29)
Total Electric Transmission	(332,763,597.41)	(6,378,299.35)	227,355.08	-	-	516,508.06	(154.98)	-	(338,398,188.60)
Total Electric Depreciation Reserves	(3,383,494,655.86)	(80,041,908.04)	74,467,272.00	365,590.79	-	5,617,111.19	(129,784.93)	(162,034.62)	(3,383,378,409.47)
Electric Intangible Plant									
KU-130100- KY Organization	-	-	-	-	-	-	-	-	-
KU-130200-Franchises and Consents	(86,866.07)	(507.45)	-	-	-	-	-	-	(87,373.52)
KU-130200-Licensed Project Franchi	13,461.00	-	-	-	-	-	-	-	13,461.00
KU-130300-Misc Intangible Plant	(30,970,580.51)	(3,595,648.34)	3,820,085.52	-	-	-	-	-	(30,746,143.33)
KU-130310-CCS Software	(7,145,754.09)	(471,422.64)	-	-	-	-	-	-	(7,617,176.73)
KU-130330-Cloud Software NonCurrnt	-	-	-	-	-	-	-	-	-
KU-130340-Cloud Software Prepays	-	-	-	-	-	-	-	-	-
Total Electric Intangible Plant	(38,189,739.67)	(4,067,578.43)	3,820,085.52	-	-	-	-	-	(38,437,232.58)
Total Electric Amortization Reserves	(38,189,739.67)	(4,067,578.43)	3,820,085.52	-	-	-	-	-	(38,437,232.58)

KENTUCKY UTILITIES COMPANY
 VIRGINIA RESERVE FOR DEPRECIATION AND AMORTIZATION OF ELECTRIC PLANT IN SERVICE - REGULATORY ACCOUNTING
 MARCH 2020

[ToC](#)

	Beginning Balance	Accruals	Retirements	Transfers/ Adjustments	RWIP Transfers Out	Cost of Removal	Salvage	Other Credits	Ending Balance
Electric Distribution									
KU-136010- VA Land Rights	(70,642.93)	(325.17)	-	-	-	-	-	-	(70,968.10)
KU-136100- VA Struct and Improv	(158,883.11)	(3,554.79)	-	-	-	-	-	-	(162,437.90)
KU-136200- VA Station Equipment	(3,429,006.37)	(34,243.29)	-	-	-	-	-	-	(3,463,249.66)
KU-136400-VA Poles, Towers, and Fix	(13,497,121.96)	(126,638.46)	54,095.53	-	-	34,327.65	(831.82)	-	(13,536,169.06)
KU-136500- VA Overhead Conductor	(8,914,292.93)	(112,051.44)	367,814.56	-	-	88,992.83	(1,762.33)	-	(8,571,299.31)
KU-136600- VA Underground Conduit	-	-	-	-	-	-	-	-	-
KU-136700- VA Undergrnd Conductors	(850,356.80)	(17,854.48)	10,953.79	-	-	3,391.18	-	-	(853,866.31)
KU-136800- VA Line Transformers	(5,599,626.89)	(49,304.06)	-	-	-	-	-	-	(5,648,930.95)
KU-136900- VA Services	(4,410,479.59)	(25,698.87)	-	-	-	-	-	-	(4,436,178.46)
KU-137000- VA Meters	(2,102,065.42)	(26,540.77)	-	-	-	-	-	-	(2,128,606.19)
KU-137020- VA Meters - CT and PT	(681,752.11)	(8,770.95)	-	-	-	-	-	-	(690,523.06)
KU-137100- VA Install on Customers	-	-	-	-	-	-	-	-	-
KU-137300- VA Str Lighting and Sign	(1,998,429.12)	(39,226.62)	2,321.03	-	-	549.22	-	-	(2,034,785.49)
Total Electric Distribution	(41,712,657.23)	(444,208.90)	435,184.91	-	-	127,260.88	(2,594.15)	-	(41,597,014.49)
Electric General Plant									
KU-139010- VA Structures & Improv	(405,500.96)	(39,565.09)	-	-	-	-	-	-	(445,066.05)
KU-139020- VA Pennington Gap Office	(4,739.01)	-	-	-	-	-	-	-	(4,739.01)
KU-139020- VA Wise Office	(12,202.43)	(44.28)	-	-	-	-	-	-	(12,246.71)
KU-139020-Variou Offices	(16,941.44)	(44.28)	-	-	-	-	-	-	(16,985.72)
KU-139110- VA Office Equipment	(60.45)	(11.70)	-	-	-	-	-	-	(72.15)
KU-139120-VA Non PC Computer Equip	308.65	-	-	-	-	-	-	-	308.65
KU-139200- VA Cars and Light Trucks	(0.00)	-	-	-	-	-	-	-	(0.00)
KU-139200-VA Cars and Light Trucks-	(1,671.85)	(254.66)	-	-	-	-	-	-	(1,926.51)
KU-139300- VA Stores Equipment	(247.76)	(9.63)	-	-	-	-	-	-	(257.39)
KU-139400- VA Tools, Shop, Garage	(223,809.11)	(4,771.50)	-	-	-	-	-	-	(228,580.61)
KU-139500-VA Laboratory Equipment	-	-	-	-	-	-	-	-	-
KU-139600-VA Power Op Equip	-	-	-	-	-	-	-	-	-
KU-139610-VA Power Op Equip-Lg Mach	(146,418.66)	(5,419.51)	-	-	-	-	-	-	(151,838.17)
KU-139620-VA Power Op Equip - Other	-	-	-	-	-	-	-	-	-
KU-139700-VA Microwave,Fiber,Other	(340,195.15)	(14,847.91)	-	(320,787.77)	-	-	-	-	(675,830.83)
KU-139710- VA Radios and Telephone	(320,787.77)	(1,165.45)	-	320,787.77	-	-	-	-	(1,165.45)
KU-139800- VA Miscellaneous Equip	-	-	-	-	-	-	-	-	-
Total General Plant	(1,455,324.50)	(66,089.73)	-	-	-	-	-	-	(1,521,414.23)
Electric Transmission									
KU-135010- VA Land Rights	(1,984,274.69)	(4,819.62)	-	-	-	-	-	-	(1,989,094.31)
KU-135020- VA Land	-	-	-	-	-	-	-	-	-
KU-135210- VA Struc & Imprv-Non Sys	(844,812.07)	(7,247.91)	-	-	-	-	-	-	(852,059.98)
KU-135310- VA Station Equip -Non Sy	(8,501,660.39)	(114,722.62)	8,093.73	-	-	53,205.40	-	-	(8,555,083.88)
KU-135400- VA Towers and Fixtures	(5,277,282.85)	(30,340.08)	-	-	-	-	-	-	(5,307,622.93)
KU-135500- VA Poles and Fixtures	(5,224,973.74)	(109,860.54)	30,018.63	-	-	39,979.62	-	-	(5,264,836.03)
KU-135600- VA Overhead Conductors	(10,950,884.52)	(122,480.97)	1,066.12	-	-	2,121.64	-	-	(11,070,177.73)
KU-135700- VA Underground Conduit	-	-	-	-	-	-	-	-	-
KU-135800- VA Undergrd Conductors a	-	-	-	-	-	-	-	-	-
Total Electric Transmission	(32,783,888.26)	(389,471.74)	39,178.48	-	-	95,306.66	-	-	(33,038,874.86)
Total Electric Depreciation Reserves	(75,951,869.99)	(899,770.37)	474,363.39	-	-	222,567.54	(2,594.15)	-	(76,157,303.58)

KENTUCKY UTILITIES COMPANY
 TENNESSEE RESERVE FOR DEPRECIATION AND AMORTIZATION OF ELECTRIC PLANT IN SERVICE - REGULATORY ACCOUNTING
 MARCH 2020

[ToC](#)

	Beginning Balance	Accruals	Retirements	Transfers/ Adjustments	RWIP Transfers Out	Cost of Removal	Salvage	Other Credits	Ending Balance
Electric Distribution									
KU-136010- TN Land Rights	(2,502.75)	(4.20)	-	-	-	-	-	-	(2,506.95)
KU-136100- TN Struct and Improv	(2,567.30)	(13.68)	-	-	-	-	-	-	(2,580.98)
KU-136200- TN Station Equipment	(36,626.22)	(260.76)	-	-	-	-	-	-	(36,886.98)
KU-136400- TN Poles, Towers, and Fix	13,418.68	(62.22)	-	-	-	-	-	-	13,356.46
KU-136500- TN Overhead Conductor	5,907.75	(66.30)	-	(762.33)	-	-	-	-	5,079.12
KU-136600- TN Underground Conduit	-	-	-	-	-	-	-	-	-
KU-136700- TN Undergrnd Conductors	-	-	-	-	-	-	-	-	-
KU-136800- TN Line Transformers	(762.34)	(0.62)	-	762.33	-	-	-	-	(0.63)
KU-136900- TN Services	(650.83)	-	-	-	-	-	-	-	(650.83)
KU-137000- TN Meters	497.72	-	-	-	-	-	-	-	497.72
KU-137020- TN Meters - CT and PT	7,133.31	-	-	-	-	-	-	-	7,133.31
KU-137100- TN Install on Customers	-	-	-	-	-	-	-	-	-
Total Electric Distribution	(16,151.98)	(407.78)	-	-	-	-	-	-	(16,559.76)
Electric Transmission									
KU-135010- TN Land Rights	(376.66)	(0.93)	-	-	-	-	-	-	(377.59)
KU-135500- TN Poles and Fixtures	(95,743.21)	(943.11)	-	-	-	-	-	-	(96,686.32)
KU-135600- TN Overhead Conductors	(56,700.95)	(512.37)	-	-	-	-	-	-	(57,213.32)
Total Electric Transmission	(152,820.82)	(1,456.41)	-	-	-	-	-	-	(154,277.23)
Total Electric Depreciation Reserves	(168,972.80)	(1,864.19)	-	-	-	-	-	-	(170,836.99)

KENTUCKY UTILITIES COMPANY
SUMMARY OF UTILITY PLANT - REGULATORY ACCOUNTING - Including 254 Balances
MARCH 2020

	Beginning Balance	Accruals	Retirements	Transfers/ Adjustments	ARO Settlements	RWIP Transfers Out	Cost of Removal	Salvage	Other Credits	Ending Balance
LIFE RESERVE										
Electric Distribution	(535,182,230.55)	(8,154,719.05)	7,232,025.29	-	-	-	-	-	-	(536,104,924.31)
Electric Distribution - ARO	(128,566.38)	(3,429.46)	1,584.35	-	-	-	-	-	-	(130,411.49)
Electric General Plant	(78,521,619.19)	(3,368,292.25)	3,078,843.61	(22,796.36)	-	-	-	-	-	(78,833,864.19)
Electric Hydro Production	(15,741,765.37)	(314,658.30)	-	-	-	-	-	-	-	(16,056,423.67)
Electric Hydro Production - ARO	(73,366.27)	(4,472.04)	-	-	-	-	-	-	-	(77,838.31)
Electric Other Production	(371,784,212.80)	(9,862,034.67)	261,553.02	-	-	-	-	-	-	(381,384,694.45)
Electric Other Production - ARO	(93,676.46)	(5,037.36)	-	-	-	-	-	-	-	(98,713.82)
Electric Steam Production	(1,652,550,924.27)	(43,514,437.65)	19,645,217.05	-	-	-	-	-	-	(1,676,420,144.87)
Electric Steam Production - ARO	(142,364,374.95)	(3,278,123.54)	44,455,878.51	-	-	-	-	-	-	(101,186,619.98)
Electric Transmission	(256,239,733.64)	(4,494,410.52)	266,533.56	-	-	-	-	-	-	(260,467,610.60)
Electric Transmission - ARO	(106,543.13)	(1,842.27)	-	-	-	-	-	-	-	(108,385.40)
Non Utility Property	-	-	-	-	-	-	-	-	-	-
	(3,052,787,013.01)	(73,001,457.11)	74,941,635.39	(22,796.36)	-	-	-	-	-	(3,050,869,631.09)
COST OF REMOVAL										
Electric Distribution	(233,597,169.72)	(1,526,060.24)	-	-	-	-	1,466,527.22	-	(162,034.62)	(233,818,737.36)
Electric General Plant	4,451.27	(62,798.66)	-	388,387.15	-	-	(248,934.57)	-	-	81,105.19
Electric Hydro Production	322,031.32	(10,953.77)	-	-	-	-	-	-	-	311,077.55
Electric Other Production	(14,358,265.31)	(932,472.63)	-	-	-	-	199,896.14	-	-	(15,090,841.80)
Electric Other Production - ARO	-	-	-	-	-	-	-	-	-	-
Electric Steam Production	(147,403,142.98)	(4,653,889.28)	-	-	-	-	3,810,375.22	-	-	(148,246,657.04)
Electric Steam Production - ARO	-	-	-	-	-	-	-	-	-	-
Electric Transmission	(136,259,195.27)	(2,593,327.92)	-	-	-	-	611,814.72	-	-	(138,240,708.47)
Electric Transmission - ARO	-	-	-	-	-	-	-	-	-	-
Non Utility Property	-	-	-	-	-	-	-	-	-	-
	(531,291,290.69)	(9,779,502.50)	-	388,387.15	-	-	5,839,678.73	-	(162,034.62)	(535,004,761.93)
SALVAGE										
Electric Distribution	54,541,817.31	211,371.90	-	-	-	-	-	(118,256.10)	-	54,634,933.11
Electric General Plant	49,954.23	-	-	-	-	-	-	-	-	49,954.23
Electric Hydro Production	61,310.05	1,404.66	-	-	-	-	-	-	-	62,714.71
Electric Other Production	2,438,317.38	85,629.62	-	-	-	-	-	-	-	2,523,947.00
Electric Steam Production	40,466,240.53	1,218,657.62	-	-	-	-	-	(13,968.00)	-	41,670,930.15
Electric Transmission	26,905,165.55	320,353.21	-	-	-	-	-	(154.98)	-	27,225,363.78
Non Utility Property	-	-	-	-	-	-	-	-	-	-
	124,462,805.05	1,837,417.01	-	-	-	-	-	(132,379.08)	-	126,167,842.98
TOTAL RESERVES										
Electric Distribution	(714,237,582.96)	(9,469,407.39)	7,232,025.29	-	-	-	1,466,527.22	(118,256.10)	(162,034.62)	(715,288,728.56)
Electric Distribution - ARO	(128,566.38)	(3,429.46)	1,584.35	-	-	-	-	-	-	(130,411.49)
Electric General Plant	(78,467,213.69)	(3,431,090.91)	3,078,843.61	365,590.79	-	-	(248,934.57)	-	-	(78,702,804.77)
Electric Hydro Production	(15,358,424.00)	(324,207.41)	-	-	-	-	-	-	-	(15,682,631.41)
Electric Hydro Production - ARO	(73,366.27)	(4,472.04)	-	-	-	-	-	-	-	(77,838.31)
Electric Other Production	(383,704,160.73)	(10,708,877.68)	261,553.02	-	-	-	199,896.14	-	-	(393,951,589.25)
Electric Other Production - ARO	(93,676.46)	(5,037.36)	-	-	-	-	-	-	-	(98,713.82)
Electric Steam Production	(1,759,487,826.72)	(46,949,669.31)	19,645,217.05	-	-	-	3,810,375.22	(13,968.00)	-	(1,782,995,871.76)
Electric Steam Production - ARO	(142,364,374.95)	(3,278,123.54)	44,455,878.51	-	-	-	-	-	-	(101,186,619.98)
Electric Transmission	(365,593,763.36)	(6,767,385.23)	266,533.56	-	-	-	611,814.72	(154.98)	-	(371,482,955.29)
Electric Transmission - ARO	(106,543.13)	(1,842.27)	-	-	-	-	-	-	-	(108,385.40)
Non Utility Property	-	-	-	-	-	-	-	-	-	-
	(3,459,615,498.65)	(80,943,542.60)	74,941,635.39	365,590.79	-	-	5,839,678.73	(132,379.08)	(162,034.62)	(3,459,706,550.04)
RETIREMENT WORK IN PROGRESS										
Electric	33,465,347.81	-	-	-	-	(5,545,265.03)	9,164,505.33	(161,189.43)	(228,759.60)	36,694,639.08
	33,465,347.81	-	-	-	-	(5,545,265.03)	9,164,505.33	(161,189.43)	(228,759.60)	36,694,639.08
YTD ACTIVITY	(3,426,150,150.84)	(80,943,542.60)	74,941,635.39	365,590.79	-	(5,545,265.03)	15,004,184.06	(293,568.51)	(390,794.22)	(3,423,011,910.96)
AMORTIZATION										
Electric	(38,189,739.67)	(4,067,578.43)	3,820,085.52	-	-	-	-	-	-	(38,437,232.58)
	(38,189,739.67)	(4,067,578.43)	3,820,085.52	-	-	-	-	-	-	(38,437,232.58)
Depreciation & Amortization Total	(3,464,339,890.51)	(85,011,121.03)	78,761,720.91	365,590.79	-	(5,545,265.03)	15,004,184.06	(293,568.51)	(390,794.22)	(3,461,449,143.54)
Utility Plant at Original Cost Less Reserve for Depreciation & Amortization (Excl nonutility)	6,883,808,081.23									6,954,844,477.61

KENTUCKY UTILITIES COMPANY
RESERVE FOR DEPRECIATION AND AMORTIZATION OF ELECTRIC PLANT IN SERVICE - REGULATORY ACCOUNTING - Including 254 Balances
MARCH 2020

	Beginning Balance	Accruals	Retirements	Transfers/ Adjustments	RWIP Transfers Out	Cost of Removal	Salvage	Other Credits	Ending Balance
Electric Distribution									
KU-136010-KY Land Rights	(1,513,219.35)	(4,181.97)	-	-	-	-	-	-	(1,517,401.32)
KU-136010- Licensed Project Land Ri	-	-	-	-	-	-	-	-	-
KU-136020-Land	(0.00)	-	-	-	-	-	-	-	(0.00)
KU-136100- Structures and Improve	(3,122,540.47)	(127,928.33)	-	-	-	-	-	-	(3,250,468.80)
KU-136200- Station Equipment	(57,237,811.46)	(976,381.44)	447,416.98	-	-	127,043.62	(3,303.88)	-	(57,643,036.18)
KU-136400-KY Ghent Transpt ECR 2009	(3,851.81)	(404.19)	-	-	-	-	-	-	(4,256.00)
KU-136400- Licensed Project Pole	(0.29)	-	-	-	-	-	-	-	(0.29)
KU-136400- Poles, Towers, and Fix	(176,492,980.98)	(1,732,127.82)	317,026.05	-	-	173,606.04	(21,492.65)	(2.07)	(177,755,971.43)
KU-136500- Licensed Project Ohd Con	(0.19)	-	-	-	-	-	-	-	(0.19)
KU-136500- Overhead Conductors and	(114,165,451.51)	(1,734,384.79)	4,150,516.82	(762.33)	-	757,223.10	(83,626.37)	(6.89)	(111,076,491.97)
KU-136500-KY Ghent Transpt ECR 2009	(3,915.68)	(350.16)	-	-	-	-	-	-	(4,265.84)
KU-136600- Underground Conduit	(1,036,576.79)	(13,301.06)	-	-	-	-	-	-	(1,049,877.85)
KU-136600-KY Ghent Transpt ECR 2009	(23,295.20)	(1,257.84)	-	-	-	-	-	-	(24,553.04)
KU-136700- Underground Conductors a	(54,869,646.65)	(836,544.16)	238,289.29	-	-	100,213.18	(7,585.17)	(0.32)	(55,375,273.83)
KU-136700-KY Ghent Transpt ECR 2009	(159,541.37)	(4,589.43)	-	-	-	-	-	-	(164,130.80)
KU-136800- Line Transformers	(151,173,493.16)	(1,459,699.38)	1,514.84	762.33	-	-	(1,771.57)	-	(152,632,686.94)
KU-136900- Services	(66,529,059.49)	(534,516.72)	-	-	-	-	-	-	(67,063,576.21)
KU-137000- Meters	(33,368,863.38)	(562,715.09)	-	-	-	-	-	-	(33,931,578.47)
KU-137001- Meters AMS	(333,230.23)	(49,902.31)	-	-	-	-	-	-	(383,132.54)
KU-137011- Meters AMI	(55.68)	(13.20)	-	-	-	-	-	-	(68.88)
E371.01-Install Charging Stations - 101	(7,298.22)	(3,980.85)	-	-	-	-	-	-	(11,279.07)
KU-137020- Meters CT and PT	(5,791,610.46)	(124,218.99)	65,232.74	-	-	-	-	(161,931.00)	(6,012,527.71)
KU-137100- Installations on Custome	(76.08)	-	-	-	-	-	-	-	(76.08)
KU-137300- Street Lighting and Sign	(48,405,064.51)	(1,302,909.66)	2,012,028.57	-	-	308,441.28	(476.46)	(94.34)	(47,388,075.12)
KU-137405-ARO Cost Elec Dist (L/B)	(58,400.03)	(3,806.50)	1,584.35	-	-	-	-	-	(60,622.18)
KU-137407-ARO Cost Elec Dist (Eqp)	(70,166.35)	377.04	-	-	-	-	-	-	(69,789.31)
Total Electric Distribution	(714,366,149.34)	(9,472,836.85)	7,233,609.64	-	-	1,466,527.22	(118,256.10)	(162,034.62)	(715,419,140.05)
Electric General Plant									
KU-138920-Land	0.00	-	254,565.12	133,822.03	-	(388,387.15)	-	-	-
KU-139010- Structures & Improvement	(10,128,604.79)	(362,759.15)	69,459.33	231,768.76	-	139,452.58	-	-	(10,050,683.27)
KU-139010-KY Stru Pinevll Joint Use	(15,429.47)	(334.89)	-	-	-	-	-	-	(15,764.36)
KU-139010-KY Struc Morganfield Off	(751,417.48)	(29,933.16)	-	-	-	-	-	-	(781,350.64)
KU-139010-KY Struct One Quality Bldg	(3,223,698.22)	(66,008.76)	-	-	-	-	-	-	(3,289,706.98)
KU-139010-Pineville Storerm Owned	(448,020.02)	(16,839.93)	-	-	-	-	-	-	(464,859.95)
KU-139020-Carlisle Office	(3.68)	-	-	-	-	-	-	-	(3.68)
KU-139020-Pennington Gap Office	(4,739.01)	-	-	-	-	-	-	-	(4,739.01)
KU-139020-Wise Office	(12,202.43)	(44.28)	-	-	-	-	-	-	(12,246.71)
KU-139020-Coeburn Office	-	-	-	-	-	-	-	-	-
KU-139020-Columbia Office	-	-	-	-	-	-	-	-	-
KU-139020-Corbin Office	-	-	-	-	-	-	-	-	-
KU-139020-Earlinton Pole Yard	(575.35)	-	-	-	-	-	-	-	(575.35)
KU-139020-Eddyville Office	(19,565.17)	(59.61)	-	-	-	-	-	-	(19,624.78)
KU-139020-Ewing Office	-	-	-	-	-	-	-	-	-
KU-139020-Flemingsburg Storeroom	(1,233.40)	(3.72)	-	-	-	-	-	-	(1,237.12)
KU-139020-Henderson Office	-	-	-	-	-	-	-	-	-
KU-139020-Lexington Northside Off	(100.87)	-	-	-	-	-	-	-	(100.87)
KU-139020-Liberty Office	-	-	-	-	-	-	-	-	-
KU-139020-Livermore Storeroom	(226.65)	(19.38)	-	-	-	-	-	-	(246.03)
KU-139020-London Office	(38,730.15)	(116.58)	-	-	-	-	-	-	(38,846.73)
KU-139020-Manchester Office	-	-	-	-	-	-	-	-	-
KU-139020-Morehead Storeroom	(3,507.22)	(10.56)	-	-	-	-	-	-	(3,517.78)
KU-139020-Richmond Office	(171,892.34)	(959.55)	-	-	-	-	-	-	(172,851.89)
KU-139020-Somerset Pole Yard	(24.26)	-	-	-	-	-	-	-	(24.26)
KU-139020-St Paul Office	-	-	-	-	-	-	-	-	-
KU-139020-Tates Creek Office	-	-	-	-	-	-	-	-	-
KU-139020-Taylorsville Office	(9,584.73)	(28.83)	-	-	-	-	-	-	(9,613.56)
KU-139020-Versailles Storeroom	(69,177.40)	(208.26)	-	-	-	-	-	-	(69,385.66)
KU-139020-Whitley City Office	-	-	-	-	-	-	-	-	-

Garrett/Spinos									
KU-139020-Various Offices	(331,562.66)	(1,450.77)	-	-	-	-	-	-	(866,522.33)
KU-139110- Office Equipment	(5,802,466.33)	(134,950.92)	46,755.50	-	-	-	-	-	(5,890,661.75)
KU-139120- Non PC Computer Equipmen	(13,533,925.82)	(837,129.61)	2,657,626.73	-	-	-	-	-	(11,713,428.70)
KU-139130-Cash Processing Equipmen	-	-	-	-	-	-	-	-	-
KU-139131-Personal Computers	(1,062,274.45)	(321,238.44)	21,932.55	-	-	-	-	-	(1,361,580.34)
KU-139200-KY - Ghent 4 ECR 2009	(0.00)	-	-	-	-	-	-	-	(0.00)
KU-139200- Cars and Light Trucks	(0.00)	-	-	-	-	-	-	-	(0.00)
KU-139200-KY Cars and Light Trucks-	(778,597.80)	(9,630.48)	-	-	-	-	-	-	(788,228.28)
KU-139210- Heavy trucks and Other	(0.00)	-	-	-	-	-	-	-	(0.00)
KU-139210- KY Heavy Trucks & Other-	(3,556,201.78)	(48,112.55)	27,247.29	-	-	-	-	-	(3,577,067.04)
KU-139300- Stores Equipment	(430,152.98)	(9,351.69)	-	-	-	-	-	-	(439,504.67)
KU-139400- Tools, Shop, and Garage	(5,141,164.50)	(151,254.42)	1,257.09	-	-	-	-	-	(5,291,161.83)
KU-139500- Laboratory Equipment	(0.00)	-	-	-	-	-	-	-	(0.00)
KU-139600-Power Op Equip Lg Mach	(0.00)	-	-	-	-	-	-	-	(0.00)
KU-139610-KY Power Op Equip-Lg Mach	(1,303,318.92)	(68,160.87)	-	-	-	-	-	-	(1,371,479.79)
KU-139620-KY Power Op Equip - Other	(319,565.31)	(14,747.22)	-	-	-	-	-	-	(334,312.53)
KU-139700-Microwave,Fiber,Other	(13,985,739.65)	(436,357.30)	-	(320,787.77)	-	-	-	-	(14,742,884.72)
KU-139710-Radios and Telephone	(13,929,407.68)	(655,098.36)	-	320,787.77	-	-	-	-	(14,263,718.27)
KU-139720- DSM Equipment	(3,725,665.83)	(267,732.39)	-	-	-	-	-	-	(3,993,398.22)
KU-139800- Miscellaneous Equipment	0.00	-	-	-	-	-	-	-	0.00
Total General Plant	(78,467,213.69)	(3,431,090.91)	3,078,843.61	365,590.79	-	(248,934.57)	-	-	(78,702,804.77)
Electric Hydro Production									
KU-133010-DD Land Rights	(912,332.60)	-	-	-	-	-	-	-	(912,332.60)
KU-133100-DD Structures and Improv	(413,947.44)	(28,082.48)	-	-	-	-	-	-	(442,029.92)
KU-133200-DD Reservoirs, Dams, and	(10,458,804.77)	(142,803.84)	-	-	-	-	-	-	(10,601,608.61)
KU-133300-DD Water Wheels, Turbine	(2,931,616.71)	(135,551.07)	-	-	-	-	-	-	(3,067,167.78)
KU-133400-DD Accessory Electric Eq	(369,766.67)	(12,721.62)	-	-	-	-	-	-	(382,488.29)
KU-133500-DD Misc Power Plant Equi	(168,322.77)	(3,096.12)	-	-	-	-	-	-	(171,418.89)
KU-133600-DD Roads, Railroads, and	(103,633.04)	(1,952.28)	-	-	-	-	-	-	(105,585.32)
KU-133707-ARO Cost Hydro Prod (Eqp)	(73,366.27)	(4,472.04)	-	-	-	-	-	-	(77,838.31)
Total Electric Hydro Production	(15,431,790.27)	(328,679.45)	-	-	-	-	-	-	(15,760,469.72)
Electric Other Production									
KU-134010-EWB 9PL Land Rights	(132,118.30)	(965.85)	-	-	-	-	-	-	(133,084.15)
KU-134020-EWB 8 Land	-	-	-	-	-	-	-	-	-
KU-134020-EWB Solar Facility Land	-	-	-	-	-	-	-	-	-
KU-134020-Land	-	-	-	-	-	-	-	-	-
KU-134100-CR 7 Structures and Impr	(6,139,874.83)	(385,977.39)	-	-	-	-	-	-	(6,525,852.22)
KU-134100-EWB 10 Structures and Im	(1,417,669.83)	(13,619.76)	-	-	-	-	-	-	(1,431,289.59)
KU-134100-EWB 11 Structures and Im	(1,524,955.87)	(20,725.35)	-	-	-	-	-	-	(1,545,681.22)
KU-134100-EWB 5 Structures and Imp	(452,984.63)	(10,372.20)	-	-	-	-	-	-	(463,356.83)
KU-134100-EWB 6 Structures and Imp	(130,136.71)	(2,621.22)	-	-	-	-	-	-	(132,757.93)
KU-134100-EWB 7 Structures and Imp	(368,984.44)	(6,018.63)	-	-	-	-	-	-	(375,003.07)
KU-134100-EWB 8 Structures and Imp	(1,726,639.32)	(19,975.62)	-	-	-	-	-	-	(1,746,614.94)
KU-134100-EWB 9 Structures and Imp	(3,621,604.31)	(32,155.08)	-	-	-	-	-	-	(3,653,759.39)
KU-134100-EWB Solar Struc and Imp	(181,608.49)	(15,304.41)	-	-	-	-	-	-	(196,912.90)
KU-134100-HA 1,2,&3 Structures and	(254,260.76)	(13,967.79)	-	-	-	-	-	-	(268,228.55)
KU-134100-PR 13 Structures and Imp	(1,277,902.54)	(22,868.43)	-	-	-	-	-	-	(1,300,770.97)
KU-134100-Simp Solar A1 Struc & Imp	(11,265.38)	(8,488.26)	-	-	-	-	-	-	(19,753.64)
KU-134100-Simp Solar A2 Struc & Imp	-	-	-	-	-	-	-	-	-
KU-134100-TC 10 Structures and Imp	(2,052,398.69)	(41,826.66)	-	-	-	-	-	-	(2,094,225.35)
KU-134100-TC 5 Structures and Impr	(2,284,789.32)	(36,186.72)	-	-	-	-	-	-	(2,320,976.04)
KU-134100-TC 6 Structures and Impr	(2,195,850.96)	(34,630.80)	-	-	-	-	-	-	(2,230,481.76)
KU-134100-TC 7 Structures and Impr	(1,957,965.45)	(33,634.02)	-	-	-	-	-	-	(1,991,599.47)
KU-134100-TC 8 Structures and Impr	(1,952,297.31)	(33,536.64)	-	-	-	-	-	-	(1,985,833.95)
KU-134100-TC 9 Structures and Impr	(2,003,338.21)	(34,640.37)	-	-	-	-	-	-	(2,037,978.58)
KU-134100-Structures and Impr	(29,554,527.05)	(766,549.35)	-	-	-	-	-	-	(30,321,076.40)
KU-134200-Cane Run PIPELINE FUEL	(3,117,860.63)	(181,431.93)	-	-	-	-	-	-	(3,299,292.56)
KU-134200-CR 7 Fuel Holders, Produ	(3,966,638.62)	(51,115.26)	-	-	-	-	-	-	(4,017,753.88)
KU-134200-EWB 10 Fuel Holders, Pro	(129,792.91)	(3,834.18)	-	-	-	-	-	-	(133,627.09)
KU-134200-EWB 11 Fuel Holders, Pro	(176,632.32)	(5,571.33)	-	-	-	-	-	-	(182,203.65)
KU-134200-EWB 5 Fuel Holders, Prod	(416,033.72)	(9,947.34)	-	-	-	-	-	-	(425,981.06)
KU-134200-EWB 6 Fuel Holders, Prod	(395,259.74)	(17,286.78)	-	-	-	-	-	-	(412,546.52)
KU-134200-EWB 7 Fuel Holders, Prod	(389,963.80)	(16,759.02)	-	-	-	-	-	-	(406,722.82)
KU-134200-EWB 8 Fuel Holders, Prod	(191,064.81)	(4,294.23)	-	-	-	-	-	-	(195,359.04)
KU-134200-EWB 9 Fuel Holders, Prod	(1,722,017.00)	(36,678.81)	-	-	-	-	-	-	(1,758,695.81)
KU-134200-EWB 9PL Fuel Holders, Pr	(6,222,521.79)	(63,225.99)	-	-	-	-	-	-	(6,285,747.78)

Garrett/Spans									
KU-134200-HA 1,2,&3 Fuel Holders,	(448,226.20)	(19,855.99)	48,430.58	-	-	-	-	-	-
KU-134200-Paddys Run CT Pipeline	(687,373.75)	(53,099.85)	-	-	-	-	-	-	(740,473.60)
KU-134200-PR 13 Fuel Holders, Produ	(1,218,519.36)	(19,235.76)	-	-	-	-	-	-	(1,237,755.12)
KU-134200-TC 10 Fuel Holders, Produ	(351,785.32)	(7,576.92)	-	-	-	-	-	-	(359,362.24)
KU-134200-TC 5 Fuel Holders, Produ	(146,698.71)	(2,335.95)	-	-	-	-	-	-	(149,034.66)
KU-134200-TC 6 Fuel Holders, Produ	(146,503.34)	(2,332.65)	-	-	-	-	-	-	(148,835.99)
KU-134200-TC 7 Fuel Holders, Produ	(318,503.72)	(5,520.48)	-	-	-	-	-	-	(324,024.20)
KU-134200-TC 8 Fuel Holders, Produ	(317,581.63)	(5,504.49)	-	-	-	-	-	-	(323,086.12)
KU-134200-TC 9 Fuel Holders, Produ	(326,154.41)	(5,685.51)	-	-	-	-	-	-	(331,839.92)
KU-134200-TRIMBLE CT PIPELINE FUEL	(2,957,974.76)	(49,788.45)	-	-	-	-	-	-	(3,007,763.21)
KU-134200-Fuel Holders, Produ	(23,647,106.54)	(561,080.92)	48,430.58	-	-	-	-	-	(24,159,756.88)
KU-134201-AROP EWB 9 Turbogenerator	0.00	-	-	-	-	-	-	-	0.00
KU-134300-Cane Run 7 Prime Movers	(22,684,410.77)	(2,302,090.10)	161,284.91	-	-	44,934.12	-	-	(24,780,281.84)
KU-134300-EWB 10 Prime Movers	(14,321,306.88)	(320,287.83)	-	-	-	-	-	-	(14,641,594.71)
KU-134300-EWB 11 Prime Movers	(27,470,067.93)	(514,677.57)	-	-	-	-	-	-	(27,984,745.50)
KU-134300-EWB 5 Prime Movers	(7,962,530.33)	(184,021.71)	-	-	-	-	-	-	(8,146,552.04)
KU-134300-EWB 6 Prime Movers	(18,900,621.35)	(583,696.35)	51,837.53	-	-	154,962.02	-	-	(19,277,518.15)
KU-134300-EWB 7 Prime Movers	(20,210,465.46)	(425,235.42)	-	-	-	-	-	-	(20,635,700.88)
KU-134300-EWB 8 Prime Movers	(20,805,630.61)	(387,545.25)	-	-	-	-	-	-	(21,193,175.86)
KU-134300-EWB 9 Prime Movers	(16,636,553.12)	(341,673.42)	-	-	-	-	-	-	(16,978,226.54)
KU-134300-PR 13 Prime Movers	(9,646,884.43)	(274,965.19)	-	-	-	-	-	-	(9,921,849.62)
KU-134300-TC 10 Prime Movers	(12,549,628.54)	(290,639.21)	-	-	-	-	-	-	(12,840,267.75)
KU-134300-TC 5 Prime Movers	(18,259,069.96)	(414,346.14)	-	-	-	-	-	-	(18,673,416.10)
KU-134300-TC 6 Prime Movers	(18,340,743.33)	(390,896.46)	-	-	-	-	-	-	(18,731,639.79)
KU-134300-TC 7 Prime Movers	(11,964,090.19)	(303,064.33)	-	-	-	-	-	-	(12,267,154.52)
KU-134300-TC 8 Prime Movers	(12,373,284.26)	(291,233.91)	-	-	-	-	-	-	(12,664,518.17)
KU-134300-TC 9 Prime Movers	(12,577,252.03)	(283,703.28)	-	-	-	-	-	-	(12,860,955.31)
KU-134300-Prime Movers	(244,702,539.19)	(7,308,076.17)	213,122.44	-	-	199,896.14	-	-	(251,597,596.78)
KU-134400-CR 7 Generators	(9,924,789.29)	(453,527.96)	-	-	-	-	-	-	(10,378,317.25)
KU-134400-EWB 10 Generators	(3,453,830.96)	(36,678.45)	-	-	-	-	-	-	(3,490,509.41)
KU-134400-EWB 11 Generators	(3,745,492.61)	(79,502.25)	-	-	-	-	-	-	(3,824,994.86)
KU-134400-EWB 5 Generators	(1,665,386.37)	(29,955.03)	-	-	-	-	-	-	(1,695,341.40)
KU-134400-EWB 6 Generators	(2,149,562.40)	(33,391.89)	-	-	-	-	-	-	(2,182,954.29)
KU-134400-EWB 7 Generators	(2,560,156.05)	(41,608.75)	-	-	-	-	-	-	(2,601,764.80)
KU-134400-EWB 8 Generators	(4,141,799.71)	(51,200.37)	-	-	-	-	-	-	(4,193,000.08)
KU-134400-EWB 9 Generators	(4,122,315.02)	(38,588.79)	-	-	-	-	-	-	(4,160,903.81)
KU-134400-EWB Solar Generators	(2,152,592.78)	(150,616.29)	-	-	-	-	-	-	(2,303,209.07)
KU-134400-HA 1,2,&3 Generators	(2,778,450.67)	(36,007.68)	-	-	-	-	-	-	(2,814,458.35)
KU-134400-PR 13 Generators	(3,118,188.34)	(60,603.84)	-	-	-	-	-	-	(3,178,792.18)
KU-134400-Simp Solar A1 Generators	(7,816.69)	(7,367.73)	-	-	-	-	-	-	(15,184.42)
KU-134400-Simp Solar A2 Generators	-	-	-	-	-	-	-	-	-
KU-134400-TC 10 Generators	(1,602,286.32)	(31,167.21)	-	-	-	-	-	-	(1,633,453.53)
KU-134400-TC 5 Generators	(2,273,276.58)	(38,518.95)	-	-	-	-	-	-	(2,311,795.53)
KU-134400-TC 6 Generators	(2,178,815.39)	(37,591.26)	-	-	-	-	-	-	(2,216,406.65)
KU-134400-TC 7 Generators	(1,542,037.44)	(28,739.16)	-	-	-	-	-	-	(1,570,776.60)
KU-134400-TC 8 Generators	(1,535,431.54)	(28,622.22)	-	-	-	-	-	-	(1,564,053.76)
KU-134400-TC 9 Generators	(1,091,781.05)	(32,747.76)	-	-	-	-	-	-	(1,124,528.81)
KU-134400-Bus Solar Gen-Makers Mark	-	(1,582.89)	-	-	-	-	-	-	(1,582.89)
KU-134400-Generators	(50,044,009.21)	(1,218,018.48)	-	-	-	-	-	-	(51,262,027.69)
KU-134500-CR 7 Accessory Electric	(3,070,041.78)	(180,640.83)	-	-	-	-	-	-	(3,250,682.61)
KU-134500-EWB 10 Accessory Electric	(2,111,738.72)	(30,592.53)	-	-	-	-	-	-	(2,142,331.25)
KU-134500-EWB 11 Accessory Electric	(1,842,666.59)	(30,187.38)	-	-	-	-	-	-	(1,872,853.97)
KU-134500-EWB 5 Accessory Electric	(1,382,971.83)	(24,430.71)	-	-	-	-	-	-	(1,407,402.54)
KU-134500-EWB 6 Accessory Electric	(1,339,377.11)	(24,624.33)	-	-	-	-	-	-	(1,364,001.44)
KU-134500-EWB 7 Accessory Electric	(1,310,879.32)	(25,157.19)	-	-	-	-	-	-	(1,336,036.51)
KU-134500-EWB 8 Accessory Electric	(2,438,860.01)	(48,808.05)	-	-	-	-	-	-	(2,487,668.06)
KU-134500-EWB 9 Accessory Electric	(3,139,443.44)	(42,971.70)	-	-	-	-	-	-	(3,182,415.14)
KU-134500-EWB Solar Accessory Elec	(84,697.78)	(4,855.62)	-	-	-	-	-	-	(89,553.40)
KU-134500-Simp Solar A2 Access Elec	-	-	-	-	-	-	-	-	-
KU-134500-HA 1,2,&3 Accessory Elec	(651,617.56)	(45,220.98)	-	-	-	-	-	-	(696,838.54)
KU-134500-PR 13 Accessory Electric	(1,527,683.85)	(25,059.00)	-	-	-	-	-	-	(1,552,742.85)
KU-134500-TC 10 Accessory Electric	(3,979,878.62)	(108,338.70)	-	-	-	-	-	-	(4,088,217.32)
KU-134500-TC 5 Accessory Electric	(1,004,240.01)	(19,839.98)	-	-	-	-	-	-	(1,024,079.99)
KU-134500-TC 6 Accessory Electric	(2,407,280.60)	(48,628.77)	-	-	-	-	-	-	(2,455,909.37)
KU-134500-TC 7 Accessory Electric	(1,798,641.39)	(38,111.76)	-	-	-	-	-	-	(1,836,753.15)
KU-134500-TC 8 Accessory Electric	(1,721,137.04)	(31,482.90)	-	-	-	-	-	-	(1,752,619.94)
KU-134500-TC 9 Accessory Electric	(1,753,995.30)	(31,739.04)	-	-	-	-	-	-	(1,785,734.34)
KU-134500-Bus Solar Acc Elec-Makers	-	(523.97)	-	-	-	-	-	-	(523.97)

KU-134500-Accessory Electric	(31,565,150.95)	(761,213.44)	-	-	-	-	-	-	-
KU-134501-AROP EWB 10 Acc Elec	-	-	-	-	-	-	-	-	-
KU-134501-AROP EWB 11 Acc Elec	-	-	-	-	-	-	-	-	-
KU-134501-AROP EWB 5 Acc Elec	-	-	-	-	-	-	-	-	-
KU-134501-AROP EWB 6 Acc Elec	-	-	-	-	-	-	-	-	-
KU-134501-AROP EWB 7 Acc Elec	-	-	-	-	-	-	-	-	-
KU-134501-AROP EWB 8 Acc Elec	-	-	-	-	-	-	-	-	-
KU-134501-AROP EWB 9 Acc Elec	-	-	-	-	-	-	-	-	-
KU-134501-AROP TC 7 Acc Elec	-	-	-	-	-	-	-	-	-
KU-134501-AROP TC 8 Acc Elec	-	-	-	-	-	-	-	-	-
KU-134501-AROP Accessory Electric	-	-	-	-	-	-	-	-	-
KU-134600-CR 7 Misc. Power Plant E	(329,740.21)	(26,976.63)	-	-	-	-	-	-	(356,716.84)
KU-134600-EWB 10 Misc Power Plant	(165,237.46)	(1,934.07)	-	-	-	-	-	-	(167,171.53)
KU-134600-EWB 11 Misc Power Plant	(383,752.46)	(7,309.65)	-	-	-	-	-	-	(391,062.11)
KU-134600-EWB 5 Misc Power Plant E	(1,375,855.74)	(21,176.67)	-	-	-	-	-	-	(1,397,032.41)
KU-134600-EWB 6 Misc Power Plant E	(49,171.12)	(1,836.17)	-	-	-	-	-	-	(51,007.29)
KU-134600-EWB 7 Misc Power Plant E	(39,779.34)	(1,297.32)	-	-	-	-	-	-	(41,076.66)
KU-134600-EWB 8 Misc Power Plant E	(243,252.74)	(4,175.94)	-	-	-	-	-	-	(247,428.68)
KU-134600-EWB 9 Misc Power Plant E	(566,908.98)	(6,964.35)	-	-	-	-	-	-	(573,873.33)
KU-134600-EWB Solar Misc Power Plt	(56,214.91)	(4,513.26)	-	-	-	-	-	-	(60,728.17)
KU-134600-Simp Solar A2 Misc Pwr Pl	-	-	-	-	-	-	-	-	-
KU-134600-HA 1,2,&3 Misc Power Pla	(86,271.97)	(4,974.21)	-	-	-	-	-	-	(91,246.18)
KU-134600-PR 13 Misc Power Plant E	(710,868.07)	(10,778.40)	-	-	-	-	-	-	(721,646.47)
KU-134600-TC 10 Misc Power Plant E	(18,922.24)	(482.55)	-	-	-	-	-	-	(19,404.79)
KU-134600-TC 5 Misc. Power Plant E	(17,517.32)	(292.56)	-	-	-	-	-	-	(17,809.88)
KU-134600-TC 7 Misc. Power Plant E	(5,040.90)	(86.43)	-	-	-	-	-	-	(5,127.33)
KU-134600-TC 8 Misc. Power Plant E	(5,024.97)	(86.19)	-	-	-	-	-	-	(5,111.16)
KU-134600-TC 9 Misc. Power Plant E	(5,151.06)	(89.07)	-	-	-	-	-	-	(5,240.13)
KU-134600-Misc. Power Plant E	(4,058,709.49)	(92,973.47)	-	-	-	-	-	-	(4,151,682.96)
KU-134707-ARO Cost Other Prod (Eqp)	(93,676.46)	(5,037.36)	-	-	-	-	-	-	(98,713.82)
Total Electric Other Production	(383,797,837.19)	(10,713,915.04)	261,553.02	-	-	199,896.14	-	-	(394,050,303.07)

Electric Steam Production

KU-131020-EWB 1 Land	-	-	-	-	-	-	-	-	-
KU-131020-EWB 3 Land	-	-	-	-	-	-	-	-	-
KU-131020-GH 1 Land	-	-	-	-	-	-	-	-	-
KU-131020-GH 4 Land ECR 2009	-	-	-	-	-	-	-	-	-
KU-131020-GR 1&2 Land	-	-	-	-	-	-	-	-	-
KU-131020-PI 1&2 Land	-	-	-	-	-	-	-	-	-
KU-131020-PI 3 Land	-	-	-	-	-	-	-	-	-
KU-131020-TY 3 Land	-	-	-	-	-	-	-	-	-
KU-131020-Land	-	-	-	-	-	-	-	-	-
KU-131100-EWB 1 Structures and Imp	(4,214,215.94)	(397.56)	-	-	-	-	-	-	(4,214,613.50)
KU-131100-EWB 2 Structures and Imp	(2,431,665.19)	(3,613.08)	-	-	-	-	-	-	(2,435,278.27)
KU-131100-EWB 3 Struc	(15,649,119.22)	(192,148.84)	-	-	-	-	-	-	(15,841,268.06)
KU-131100-EWB 3 Struc ECR 2005	-	-	-	-	-	-	-	-	-
KU-131100-EWB 3 Struc ECR 2009	(6,019.97)	(372.81)	-	-	-	-	-	-	(6,392.78)
KU-131100-EWB 3 Struc ECR 2011	(269,630.95)	(41,565.81)	-	-	-	-	-	-	(311,196.76)
KU-131100-EWB3 FGD Struc	(16,570,665.44)	(517,030.47)	-	-	-	-	-	-	(17,087,695.91)
KU-131100-EWB3 FGD Struc ECR 2005	(0.00)	-	-	-	-	-	-	-	(0.00)
KU-131100-GH 1 Struc	(10,770,950.97)	(91,658.79)	60,414.72	-	-	10,105.33	-	-	(10,792,089.71)
KU-131100-GH 1 Struc ECR 2006	0.00	-	-	-	-	-	-	-	0.00
KU-131100-GH 1SC Structures and Im	(6,541,385.39)	(24,199.92)	-	-	-	-	-	-	(6,565,585.31)
KU-131100-GH 2 Structures and Impr	(9,541,940.02)	(55,626.25)	-	-	-	-	-	-	(9,597,566.27)
KU-131100-GH 3 Struc	(35,188,312.51)	(228,746.60)	-	-	-	-	-	-	(35,417,059.11)
KU-131100-GH 3 Struc ECR 2006	-	-	-	-	-	-	-	-	-
KU-131100-GH 3 Struc ECR 2011	(649,462.94)	(50,137.47)	-	-	-	-	-	-	(699,600.41)
KU-131100-GH 4 Struc	(17,304,361.66)	(316,224.31)	25,010.14	-	-	4,177.59	-	-	(17,591,398.24)
KU-131100-GH 4 Struc ECR 2005	-	-	-	-	-	-	-	-	-
KU-131100-GH 4 Struc ECR 2006	0.00	-	-	-	-	-	-	-	0.00
KU-131100-GH 4 Struc ECR 2009	(798,183.68)	(86,122.47)	-	-	-	-	-	-	(884,306.15)
KU-131100-GH2 FGD Structures and Impr	(12,376,092.63)	(45,306.45)	-	-	-	-	-	-	(12,421,399.08)
KU-131100-GH3 FGD Structures and I	-	-	-	-	-	-	-	-	-
KU-131100-GH4 FGD Structures and I	-	-	-	-	-	-	-	-	-
KU-131100-GR 1-2 Structures and Im	(480,446.49)	-	-	-	-	-	-	-	(480,446.49)
KU-131100-GR 3 Structures and Impr	(563,915.11)	-	-	-	-	-	-	-	(563,915.11)
KU-131100-GR 4 Structures and Impr	(2,325,761.90)	-	-	-	-	-	-	-	(2,325,761.90)
KU-131100-PI 1-2 Structures and Imp	-	-	-	-	-	-	-	-	-

									Garrett/Spinos
KU-131100-PI 3 Structures and Impr	(42,059.13)	-	-	-	-	-	-	-	(42,059.13)
KU-131100-SL Structures and Improv	(764,451.08)	(4,324.41)	-	-	-	-	-	-	(768,775.49)
KU-131100-TC 2 FGD Struc & Improv	(3,384,981.78)	(17,490.15)	-	-	-	-	-	-	(3,402,471.93)
KU-131100-TC Training Center	(20,976.00)	(5,784.09)	-	-	-	-	-	-	(26,760.09)
KU-131100-TC 2 Struc	(21,998,588.12)	(435,503.72)	-	-	-	-	-	-	(22,434,091.84)
KU-131100-TC 2 Struc ECR 2006	-	-	-	-	-	-	-	-	-
KU-131100-TC 2 Struc ECR 2009	(59,222.51)	(2,121.00)	-	-	-	-	-	-	(61,343.51)
KU-131100-TY 1&2 Structures and Im	(83,736.27)	-	-	-	-	-	-	-	(83,736.27)
KU-131100-TY 3 Structures and Impr	(514,444.62)	-	-	-	-	-	-	-	(514,444.62)
KU-131100- Structures and Impr	(162,550,589.52)	(2,118,374.20)	85,424.86	-	-	-	14,282.92	-	(164,569,255.94)
KU-131101-AROP EWB 1 Struct & Imp	-	-	-	-	-	-	-	-	-
KU-131101-AROP EWB 3 ECR 2009	-	-	-	-	-	-	-	-	-
KU-131101-AROP EWB 3 Struct & Imp	-	-	-	-	-	-	-	-	-
KU-131101-AROP GH 1 Struct & Imp	-	-	-	-	-	-	-	-	-
KU-131101-AROP GR 1-2 Struct & Imp	-	-	-	-	-	-	-	-	-
KU-131101-AROP GR 4 Struct & Impr	-	-	-	-	-	-	-	-	-
KU-131101-AROP TC2 Struct ECR 2009	-	-	-	-	-	-	-	-	-
KU-131101-AROP TY 3 Struct & Impr	-	-	-	-	-	-	-	-	-
KU-131101-AROP Struct & Impr	-	-	-	-	-	-	-	-	-
KU-131200-EWB 1 Boil	(8,370,954.63)	(32,162.55)	-	-	-	-	-	-	(8,403,117.18)
KU-131200-EWB 1 Boil - Ash Pond	(12,404,729.33)	(42,926.58)	-	-	-	-	-	-	(12,447,655.91)
KU-131200-EWB 1 Boil ECR 2005	-	-	-	-	-	-	-	-	-
KU-131200-EWB 2 Boil	(1,584,931.46)	(41,467.20)	-	-	-	-	-	-	(1,626,398.66)
KU-131200-EWB 2 Boil ECR 2005	-	-	-	-	-	-	-	-	-
KU-131200-EWB 2 Boil ECR 2006	-	-	-	-	-	-	-	-	-
KU-131200-EWB 3 Boil	(70,610,297.05)	(1,804,784.24)	1,440,819.10	-	-	-	-	-	(70,974,262.19)
KU-131200-EWB 3 Boil Ash Pond	(5,685,134.63)	(203,466.36)	-	-	-	-	-	-	(5,888,600.99)
KU-131200-EWB 3 Boil ECR 2005	-	-	-	-	-	-	-	-	-
KU-131200-EWB 3 Boil ECR 2006	-	-	-	-	-	-	-	-	-
KU-131200-EWB 3 Boil ECR 2009	(18,709,067.21)	(1,545,583.29)	-	-	-	-	-	-	(20,254,650.50)
KU-131200-EWB 3 Boil ECR 2011	(20,584,659.31)	(2,508,997.17)	-	-	-	-	-	-	(23,093,656.48)
KU-131200-EWB3 FGD Boil	(107,645,406.30)	(4,130,270.50)	-	-	-	-	-	-	(111,775,676.80)
KU-131200-EWB3 FGD Boil ECR 2005	-	-	-	-	-	-	-	-	-
KU-131200-GH 1 Boil	(99,481,903.67)	(2,454,706.00)	3,404,506.41	-	-	-	654,095.36	-	(97,878,007.90)
KU-131200-GH 1 Boil - Ash Pond	(2,074,881.35)	(420.12)	-	-	-	-	-	-	(2,075,301.47)
KU-131200-GH 1 Boil ECR 2005	-	-	-	-	-	-	-	-	-
KU-131200-GH 1 Boil ECR 2006	-	-	-	-	-	-	-	-	-
KU-131200-GH 1 Boil ECR 2011	(22,954,122.62)	(1,989,703.56)	-	-	-	-	-	-	(24,943,826.18)
KU-131200-GH 1 SC Boil - Ash Pond	(39,219.48)	(3.96)	-	-	-	-	-	-	(39,223.44)
KU-131200-GH 1SC Boil	(68,298,553.53)	(1,453,836.54)	116,378.54	-	-	-	2,253.80	-	(69,633,757.73)
KU-131200-GH 1SC Boil ECR 2005	-	-	-	-	-	-	-	-	-
KU-131200-GH 1SC Boil ECR 2016	(90,370.14)	(11,635.20)	-	-	-	-	-	-	(102,005.34)
KU-131200-GH 2 Boil	(72,056,501.68)	(1,764,268.82)	4,040,844.67	-	-	-	915,482.68	(59.40)	(68,864,502.55)
KU-131200-GH 2 Boil ECR 2005	-	-	-	-	-	-	-	-	-
KU-131200-GH 2 Boil ECR 2011	(12,755,217.42)	(1,829,389.17)	-	-	-	-	-	-	(14,584,606.59)
KU-131200-GH 2 SC Boil - Ash Pond	(1,901,133.18)	-	-	-	-	-	-	-	(1,901,133.18)
KU-131200-GH 2SC Boil	(64,740,802.77)	(200,054.35)	142,274.23	-	-	-	16,481.03	-	(64,782,101.86)
KU-131200-GH 2SC Boil ECR 2005	-	-	-	-	-	-	-	-	-
KU-131200-GH 2SC Boil ECR 2016	(219,460.83)	(13,246.59)	-	-	-	-	-	-	(232,707.42)
KU-131200-GH 3 Boil	(172,531,613.42)	(2,439,529.84)	1,844,865.22	-	-	-	1,369,942.36	(13,908.60)	(171,770,244.28)
KU-131200-GH 3 Boil ECR 2006	-	-	-	-	-	-	-	-	-
KU-131200-GH 3 Boil ECR 2011	(21,152,690.28)	(1,520,802.96)	-	-	-	-	-	-	(22,673,493.24)
KU-131200-GH 4 Boil	(145,326,222.06)	(3,372,776.26)	333,085.57	-	-	-	84,953.59	-	(148,280,959.16)
KU-131200-GH 4 Boil - Ash Pond	(14,894,136.13)	(219,040.86)	-	-	-	-	-	-	(15,113,176.99)
KU-131200-GH 4 Boil ECR 2005	-	-	-	-	-	-	-	-	-
KU-131200-GH 4 Boil ECR 2006	-	-	-	-	-	-	-	-	-
KU-131200-GH 4 Boil ECR 2009	(35,847,155.06)	(3,333,507.21)	-	-	-	-	-	-	(39,180,662.27)
KU-131200-GH 4 Boil ECR 2011	(19,978,537.82)	(1,652,275.74)	-	-	-	-	-	-	(21,630,813.56)
KU-131200-GH 4RC Boiler Plant Equi	(0.00)	-	-	-	-	-	-	-	(0.00)
KU-131200-GH3 FGD Boil	(45,845,475.39)	(1,193,187.42)	258,221.21	-	-	-	14,214.64	-	(46,766,226.96)
KU-131200-GH3 FGD Boil ECR 2005	-	-	-	-	-	-	-	-	-
KU-131200-GH3 FGD Boil ECR 2016	(62,685.09)	(9,258.45)	-	-	-	-	-	-	(71,943.54)
KU-131200-GH4 FGD Boil	(113,846,020.84)	(2,274,041.02)	522,776.59	-	-	-	92,925.87	-	(115,504,359.40)
KU-131200-GH4 FGD Boil ECR 2005	-	-	-	-	-	-	-	-	-
KU-131200-GH4 FGD Boil ECR 2016	(54,285.34)	(7,269.96)	-	-	-	-	-	-	(61,555.30)
KU-131200-GR 1-2 Boiler Plant Equi	-	-	-	-	-	-	-	-	-
KU-131200-GR 3 Boil	0.00	-	-	-	-	-	-	-	0.00
KU-131200-GR 3 Boil - Ash Pond	(1,831,841.45)	-	1,831,840.98	-	-	-	-	-	(0.47)

Garrett/Spanos

KU-131200-GR 3 Boil ECR 2006	-	-	-	-	-	-	-	-	-
KU-131200-GR 4 Boil	0.00	-	-	-	-	-	-	-	0.00
KU-131200-GR 4 Boil ECR 2006	-	-	-	-	-	-	-	-	-
KU-131200-PI 1-2 Boiler Plant Equip	-	-	-	-	-	-	-	-	-
KU-131200-PI 3 Boil - Ash Pond	(91,266.28)	-	91,265.89	-	-	-	-	-	(0.39)
KU-131200-PI 3 Boiler Plant Equipm	(0.00)	-	-	-	-	-	-	-	(0.00)
KU-131200-TC 2 Boil	(123,852,621.59)	(2,938,469.26)	2,651,515.76	-	-	-	-	-	(124,139,575.09)
KU-131200-TC 2 Boil - Ash Pond	(4,425,326.85)	(10,289.19)	-	-	-	-	-	-	(4,435,616.04)
KU-131200-TC 2 Boil ECR 2006	3.00	-	-	-	-	-	-	-	3.00
KU-131200-TC 2 Boil ECR 2009	(3,337,700.15)	(419,787.93)	-	-	-	-	-	-	(3,757,488.08)
KU-131200-TC 2 Boil ECR 2009-Ash Po	(613,563.99)	(10,604.52)	-	-	-	-	-	-	(624,168.51)
KU-131200-TC 2 Boil ECR 2016	(206,976.34)	(221,897.10)	-	-	-	-	-	-	(428,873.44)
KU-131200-TC2 Boil ECR2009-159091	-	(138.05)	-	-	-	-	-	-	(138.05)
KU-131200-TC2 Boil ECR2009-151122	-	(118,753.88)	-	-	-	-	-	-	(118,753.88)
KU-131200-TC 2 FGD Boil	(24,321,241.19)	(358,587.12)	-	-	-	-	-	-	(24,679,828.31)
KU-131200-TC 2 FGD Boil ECR 2006	(3.00)	-	-	-	-	-	-	-	(3.00)
KU-131200-TY 1&2 Boiler Plant Equi	(0.00)	-	-	-	-	-	-	-	(0.00)
KU-131200-TY 3 Boil	(0.00)	-	-	-	-	-	-	-	(0.00)
KU-131200-TY 3 Boil - Ash Pond	(575,456.32)	-	575,455.72	-	-	-	-	-	(0.60)
KU-131200-TY 3 Boil ECR 2006	-	-	-	-	-	-	-	-	-
KU-131200-Boiler Plant Equipm	(1,319,002,162.18)	(40,127,138.97)	17,253,849.89	-	-	3,150,349.33	(13,968.00)	-	(1,338,739,069.93)
KU-131201-AROP EWB 1 Boiler Plt Eqp	-	-	-	-	-	-	-	-	-
KU-131201-AROP EWB 3 Boiler Plt Eqp	-	-	-	-	-	-	-	-	-
KU-131201-AROP GH 1 Boiler Plt Equip	-	-	-	-	-	-	-	-	-
KU-131201-AROP GH 1SC Boiler Plt Eq	-	-	-	-	-	-	-	-	-
KU-131201-AROP GH 2 Boiler Plt Equip	-	-	-	-	-	-	-	-	-
KU-131201-AROP GH 4 Boiler Plt Equip	-	-	-	-	-	-	-	-	-
KU-131201-AROP GR 1-2 Boiler Plt Eq	-	-	-	-	-	-	-	-	-
KU-131201-AROP GR 4 Boiler Plt Equip	-	-	-	-	-	-	-	-	-
KU-131201-AROP TY 1-2 Boiler Plt Eq	-	-	-	-	-	-	-	-	-
KU-131201-AROP TY 3 Boiler Plt Equip	-	-	-	-	-	-	-	-	-
KU-131201-AROP Boiler Plt Equip	-	-	-	-	-	-	-	-	-
KU-131400-EWB 1 Turbogenerator Uni	(265,138.04)	(1,575.84)	-	-	-	-	-	-	(266,713.88)
KU-131400-EWB 2 Turbogenerator Uni	(417,409.46)	(1,594.80)	-	-	-	-	-	-	(419,004.26)
KU-131400-EWB 3 Turbogenerator Uni	(11,121,856.43)	(689,197.18)	696,069.14	-	-	-	-	-	(11,114,984.47)
KU-131400-GH 1 Turbogenerator Unit	(24,091,100.72)	(359,781.25)	14,802.40	-	-	2,975.92	-	-	(24,433,103.65)
KU-131400-GH 2 Turbogenerator Unit	(23,120,851.93)	(244,948.23)	414,538.32	-	-	87,246.55	-	-	(22,864,015.29)
KU-131400-GH 3 Turbogenerator Unit	(23,765,371.43)	(278,017.80)	-	-	-	506,794.04	-	-	(23,536,595.19)
KU-131400-GH 4 Turbogenerator Unit	(36,949,495.84)	(389,257.44)	-	-	-	-	-	-	(37,338,753.28)
KU-131400-GR 1&2 Turbogenerator Un	-	-	-	-	-	-	-	-	-
KU-131400-GR 3 Turbogenerator Unit	0.00	-	-	-	-	-	-	-	0.00
KU-131400-GR 4 Turbogenerator Unit	(0.00)	-	-	-	-	-	-	-	(0.00)
KU-131400-PI 1-2 Turbogenerator Uni	-	-	-	-	-	-	-	-	-
KU-131400-PI 3 Turbogenerator Unit	-	-	-	-	-	-	-	-	-
KU-131400-TC 2 Turbogenerator Unit	(23,305,187.36)	(494,618.59)	653,901.99	-	-	-	-	-	(23,145,903.96)
KU-131400-TY 1&2 Turbogenerator Un	0.00	-	-	-	-	-	-	-	0.00
KU-131400-TY 3 Turbogenerator Unit	0.00	-	-	-	-	-	-	-	0.00
KU-131400-Turbogenerator Unit	(143,036,411.21)	(2,458,991.13)	1,779,311.85	-	-	597,016.51	-	-	(143,119,073.98)
KU-131401-AROP TY 3 Turbogenerator	-	-	-	-	-	-	-	-	-
KU-131500-EWB 1 Accessory Electric	(3,221,313.19)	(10,076.24)	-	-	-	-	-	-	(3,231,389.43)
KU-131500-EWB 2 Acc	(607,997.15)	(2,867.91)	-	-	-	-	-	-	(610,865.06)
KU-131500-EWB 2 Acc ECR 2005	-	-	-	-	-	-	-	-	-
KU-131500-EWB 3 Acc	(6,771,056.83)	(89,699.50)	-	-	-	-	-	-	(6,860,756.33)
KU-131500-EWB 3 Acc ECR 2005	-	-	-	-	-	-	-	-	-
KU-131500-EWB 3 FGD Acc	(316,934.70)	(60,548.40)	-	-	-	-	-	-	(377,483.10)
KU-131500-EWB3 FGD Acc ECR 2005	(9,693,411.35)	(348,227.91)	-	-	-	-	-	-	(10,041,639.26)
KU-131500-GH 1 Access ECR 2011	(95,248.25)	(14,215.14)	-	-	-	-	-	-	(109,463.39)
KU-131500-GH 1 Accessory Electric	(8,537,585.89)	(67,089.55)	-	-	-	-	-	-	(8,604,675.44)
KU-131500-GH 1SC Acc	(6,725,809.72)	(112,760.70)	-	-	-	-	-	-	(6,838,570.42)
KU-131500-GH 1SC Acc ECR 2005	-	-	-	-	-	-	-	-	-
KU-131500-GH 2 Acc ECR 2011	(53,761.75)	(9,736.38)	-	-	-	-	-	-	(63,498.13)
KU-131500-GH 2 Accessory Electric	(11,773,531.82)	(78,138.45)	420,031.44	-	-	48,233.37	-	-	(11,383,405.46)
KU-131500-GH 2 SC Acc	(360,117.03)	(11,533.29)	-	-	-	-	-	-	(371,650.32)
KU-131500-GH 2 SC Acc ECR 2005	-	-	-	-	-	-	-	-	-
KU-131500-GH 3 Acc ECR 2011	(189,423.57)	(10,424.52)	-	-	-	-	-	-	(199,848.09)
KU-131500-GH 3 Accessory Electric	(26,099,044.05)	(134,526.45)	-	-	-	-	-	-	(26,233,570.50)
KU-131500-GH 4 Acc ECR 2009	(1,055,079.60)	(211,071.60)	-	-	-	-	-	-	(1,266,151.20)

										Garrett/Spinos
KU-131500-GH 4 Acc ECR 2011	(245,761.47)	(21,623.55)	-	-	-	-	-	-	-	(26,522.77)
KU-131500-GH 4 Accessory Electric	(19,966,392.13)	(269,895.21)	-	-	-	-	-	-	-	(20,236,287.34)
KU-131500-GH3 FGD Acc	(5,354,708.93)	(110,184.30)	-	-	-	-	-	-	-	(5,464,893.23)
KU-131500-GH3 FGD Acc ECR 2005	-	-	-	-	-	-	-	-	-	-
KU-131500-GH4 FGD Acc	(4,717,438.54)	(157,160.94)	-	-	-	-	-	-	-	(4,874,599.48)
KU-131500-GH4 FGD Acc ECR 2005	-	-	-	-	-	-	-	-	-	-
KU-131500-GR 1&2 Accessory Electri	-	-	-	-	-	-	-	-	-	-
KU-131500-GR 3 Accessory Electric	0.00	-	-	-	-	-	-	-	-	0.00
KU-131500-GR 4 Accessory Electric	(0.00)	-	-	-	-	-	-	-	-	(0.00)
KU-131500-PI 1-2 Accessory Electric	-	-	-	-	-	-	-	-	-	-
KU-131500-PI 3 Accessory Electric	-	-	-	-	-	-	-	-	-	-
KU-131500-TC 2 Acc	(11,115,844.57)	(227,693.35)	-	-	-	-	-	-	-	(11,343,537.92)
KU-131500-TC 2 Acc ECR 2006	-	-	-	-	-	-	-	-	-	-
KU-131500-TC 2 Acc ECR 2009	(124,252.04)	(6,290.55)	-	-	-	-	-	-	-	(130,542.59)
KU-131500-TC 2 FGD Accessory Equip	(838,706.54)	(5,024.91)	-	-	-	-	-	-	-	(843,731.45)
KU-131500-TY 1&2 Accessory Electri	(0.00)	-	-	-	-	-	-	-	-	(0.00)
KU-131500-TY 3 Accessory Electric	0.00	-	-	-	-	-	-	-	-	0.00
KU-131500-Accessory Electric	(117,863,419.12)	(1,958,788.85)	420,031.44	-	-	-	48,233.37	-	-	(119,353,943.16)
KU-131501-AROP EWB1 Accessory Electric	-	-	-	-	-	-	-	-	-	-
KU-131501-AROP EWB2 Accessory Electric	-	-	-	-	-	-	-	-	-	-
KU-131501-AROP EWB3 Accessory Electric	-	-	-	-	-	-	-	-	-	-
KU-131501-AROP GH1 Accessory Electric	-	-	-	-	-	-	-	-	-	-
KU-131501-AROP GH2 Accessory Electric	-	-	-	-	-	-	-	-	-	-
KU-131501-AROP GH3 Accessory Electric	-	-	-	-	-	-	-	-	-	-
KU-131501-AROP GH4 Accessory Electric	-	-	-	-	-	-	-	-	-	-
KU-131501-AROP GR4 Accessory Electric	-	-	-	-	-	-	-	-	-	-
KU-131501-AROP TY3 Accessory Electric	-	-	-	-	-	-	-	-	-	-
KU-131501-AROP Accessory Electric	-	-	-	-	-	-	-	-	-	-
KU-131600-EWB 1 Misc Power Plant E	(72,674.49)	(260.52)	-	-	-	-	-	-	-	(72,935.01)
KU-131600-EWB 2 Misc Power Plant E	(69,494.26)	(9.84)	-	-	-	-	-	-	-	(69,504.10)
KU-131600-EWB 3 Misc Power Plant E	(3,490,044.45)	(59,959.63)	28,775.85	-	-	-	-	-	-	(3,521,228.23)
KU-131600-GH 1 Misc Power Plant Eq	(1,614,248.52)	(4,635.09)	-	-	-	-	-	-	-	(1,618,883.61)
KU-131600-GH 1SC Misc Power Plant	(922,892.29)	(2,164.50)	-	-	-	-	-	-	-	(925,056.79)
KU-131600-GH 2 Misc Power Plant Eq	(1,466,090.60)	(3,525.67)	-	-	-	-	-	-	-	(1,469,616.27)
KU-131600-GH 3 Misc Power Plant Eq	(2,749,436.09)	(17,342.26)	6,459.57	-	-	493.09	-	-	-	(2,759,825.69)
KU-131600-GH 3 Misc PwrPlt ECR 2011	(44,713.13)	(3,027.81)	-	-	-	-	-	-	-	(47,740.94)
KU-131600-GH 4 Misc Power Plant Eq	(4,472,212.82)	(119,243.85)	71,363.59	-	-	-	-	-	-	(4,520,093.08)
KU-131600-GR 1&2 Misc Power Plant	(0.00)	-	-	-	-	-	-	-	-	(0.00)
KU-131600-GR 3 Misc Power Plant Eq	(0.00)	-	-	-	-	-	-	-	-	(0.00)
KU-131600-GR 4 Misc Power Plant Eq	0.00	-	-	-	-	-	-	-	-	0.00
KU-131600-PI 1-2 Misc Power Plant E	-	-	-	-	-	-	-	-	-	-
KU-131600-PI 3 Misc Power Plant Eq	-	-	-	-	-	-	-	-	-	-
KU-131600-SL Misc Power Plant Equi	(1,153,745.25)	(33,236.40)	-	-	-	-	-	-	-	(1,186,981.65)
KU-131600-TC 2 Misc Power Plant	(979,692.79)	(42,970.59)	-	-	-	-	-	-	-	(1,022,663.38)
KU-131600-TY 1&2 Misc Power Plant	0.00	-	-	-	-	-	-	-	-	0.00
KU-131600-TY 3 Misc Power Plant Eq	0.00	-	-	-	-	-	-	-	-	0.00
KU-131600-Misc Power Plant Eq	(17,035,244.69)	(286,376.16)	106,599.01	-	-	493.09	-	-	-	(17,214,528.75)
KU-131707-ARO Cost Steam (Eqp)	(4,083,576.78)	(360,285.23)	542,275.10	-	-	-	-	-	-	(3,901,586.91)
KU-131708-ARO Cost Steam (CCR)	(138,280,798.17)	(2,917,838.31)	43,913,603.41	-	-	-	-	-	-	(97,285,033.07)
Total Electric Steam Production	(1,901,852,201.67)	(50,227,792.85)	64,101,095.56	-	-	-	3,810,375.22	(13,968.00)	-	(1,884,182,491.74)
Electric Transmission										
KU-135010- Land Rights	(18,103,643.22)	(63,536.88)	-	-	-	-	-	-	-	(18,167,180.10)
KU-135010-Licensed Project Land Ri	-	-	-	-	-	-	-	-	-	-
KU-135020-Land	-	-	-	-	-	-	-	-	-	-
KU-135210- Licensed Project Str & I	-	-	-	-	-	-	-	-	-	-
KU-135210- Struct & Improve-Non Sys	(7,183,632.27)	(135,303.86)	8,718.47	-	-	14,923.97	-	-	-	(7,295,293.69)
KU-135210-KY Struc NonSys Dix Ctrl	(900,562.44)	(5,185.44)	-	-	-	-	-	-	-	(905,747.88)
KU-135220-Struct & Improve-System	44,632.95	(4.40)	-	-	-	-	-	-	-	44,628.55
KU-135310- Licensed Project Sta Eq-	-	-	-	-	-	-	-	-	-	-
KU-135310- Station Equipment-Non Sy	(76,975,046.04)	(1,707,521.66)	58,829.96	(2,253,962.90)	-	96,241.94	-	-	-	(80,781,458.70)
KU-135311-AROP Station Equip Non S	(0.00)	-	-	-	-	-	-	-	-	(0.00)
KU-135320-Station Equipment-System	(5,129,894.52)	-	-	2,253,962.90	-	-	-	-	-	(2,875,931.62)
KU-135400- Towers Fix	(53,612,492.25)	(329,414.73)	-	-	-	-	-	-	-	(53,941,906.98)
KU-135400- Towers Fix ECR 2005	(0.00)	-	-	-	-	-	-	-	-	(0.00)
KU-135400- Towers and Fixtures	(53,612,492.25)	(329,414.73)	-	-	-	-	-	-	-	(53,941,906.98)
KU-135500- Licensed Project Poles a	-	-	-	-	-	-	-	-	-	-
KU-135500- Poles	(83,236,367.14)	(3,155,655.61)	181,277.04	-	-	423,166.69	(154.98)	-	-	(85,787,734.00)

- Garrett/Spanos

KU-135500- Poles ECR 2005	-	-	-	-	-	-	-	-	-
KU-135500- Poles and Fixtures	(83,236,367.14)	(3,155,655.61)	181,277.04	-	-	423,166.69	(154.98)	-	(85,787,734.00)
KU-135600- Licensed Project Ohd Con	-	-	-	-	-	-	-	-	-
KU-135600- OH Cond	(119,264,308.85)	(1,365,344.71)	17,708.09	-	-	77,482.12	-	-	(120,534,463.35)
KU-135600- OH Cond ECR 2005	-	-	-	-	-	-	-	-	-
KU-135600- Overhead Conductors and	(119,264,308.85)	(1,365,344.71)	17,708.09	-	-	77,482.12	-	-	(120,534,463.35)
KU-135700- Underground Conduit	(264,160.27)	(2,892.46)	-	-	-	-	-	-	(267,052.73)
KU-135800- Underground Conductors a	(968,289.31)	(2,525.48)	-	-	-	-	-	-	(970,814.79)
KU-135915-ARO Cost Transm (L/B)	(7,891.33)	(114.78)	-	-	-	-	-	-	(8,006.11)
KU-135917-ARO Cost Transm (Eqp)	(98,651.80)	(1,727.49)	-	-	-	-	-	-	(100,379.29)
Total Electric Transmission	(365,700,306.49)	(6,769,227.50)	266,533.56	-	-	611,814.72	(154.98)	-	(371,591,340.69)
Total Electric Depreciation Reserves	(3,459,615,498.65)	(80,943,542.60)	74,941,635.39	365,590.79	-	5,839,678.73	(132,379.08)	(162,034.62)	(3,459,706,550.04)
Electric Intangible Plant									
KU-130100-Organization	-	-	-	-	-	-	-	-	-
KU-130200-Franchises and Consents	(86,866.07)	(507.45)	-	-	-	-	-	-	(87,373.52)
KU-130200-Licensed Project Franchi	13,461.00	-	-	-	-	-	-	-	13,461.00
KU-130300-Misc Intangible Plant	(30,970,580.51)	(3,595,648.34)	3,820,085.52	-	-	-	-	-	(30,746,143.33)
KU-130310-CCS Software	(7,145,754.09)	(471,422.64)	-	-	-	-	-	-	(7,617,176.73)
Total Electric Intangible Plant	(38,189,739.67)	(4,067,578.43)	3,820,085.52	-	-	-	-	-	(38,437,232.58)
Total Electric Amortization Reserves	(38,189,739.67)	(4,067,578.43)	3,820,085.52	-	-	-	-	-	(38,437,232.58)

Attachment to Response to DOD-FEA-1 Question No. 14

Louisville Gas & Electric Company
Salvage & Cost of Removal Study 1972 - Q1 2020

Page 1309 of 2358

Garrett/Spanos

Acct	Year	Ret	Salvage	CP Salvage	Removal	CP Removal	Net Salvage
131100	1972	5,380.00			162.00		(162.00)
131200	1972	-	-		-		-
131400	1972	-	-		-		-
131500	1972	33,729.00			502.00		(502.00)
131600	1972	985.00			62.00		(62.00)
133500	1972	-			-		-
135210	1972	-			-		-
135310	1972	9,504.00			33.00		(33.00)
135400	1972	-	-		-		-
135500	1972	27,938.00	8,910.00		19,333.00		(10,423.00)
135600	1972	41,755.00	17,286.00		24,889.00		(7,603.00)
136100	1972	-			-		-
136200	1972	147,024.00	4,101.00		11,521.00		(7,420.00)
136200	1972	47,705.00	9,877.00		1,215.00		8,662.00
136400	1972	86,876.00	30,984.00		98,888.00		(67,904.00)
136500	1972	301,704.00	216,588.00	(41.00)	147,110.00		69,437.00
136600	1972	5,189.00	643.00		852.00		(209.00)
136700	1972	180,805.00	250,906.00	193,713.00	22,921.00		421,698.00
136800	1972	169,152.00	10,736.00		8.00		10,728.00
136910	1972	5,982.00	2,027.00		1,978.00		49.00
136920	1972	81,834.00	15,377.00		63,630.00		(48,253.00)
137000	1972	67,710.00	1,576.00		493.00		1,083.00
137310	1972	239,445.00	92,542.00		43,714.00		48,828.00
137320	1972	81,204.00	4,522.00	(5,985.00)	10,997.00		(12,460.00)
137340	1972	7,233.00					-
137340	1972	138.00					-
139400	1972	-					-
139500	1972	603.00	27.00				27.00
139620	1972	-					-
235140	1972	-					-
235240	1972	9,586.00	696.00		3,603.00		(2,907.00)
235250	1972	8,001.00	492.00		2,792.00		(2,300.00)
235300	1972	12,171.00	200.00		788.00		(588.00)
235400	1972	7,409.00	5,077.00				5,077.00
235600	1972	4,152.00					-
235700	1972	-					-
236200	1972	199,806.00			13,914.00		(13,914.00)
236700	1972	70,393.00	63,712.00	63,712.00	541.00		126,883.00
237520	1972	245.00			239.00		(239.00)
237600	1972	223,283.00	39,933.00		25,044.00		14,889.00
237800	1972	36,875.00	4,126.00		5,561.00		(1,435.00)
237900	1972	19,060.00	1,961.00		1,627.00		334.00
238000	1972	115,449.00	172.00		99,696.00		(99,524.00)
238100	1972	100,261.00	1,027.00				1,027.00
238200	1972	5,930.00	61.00				61.00
238300	1972	9,773.00	100.00				100.00
238400	1972	3,116.00	32.00				32.00
239400	1972	123.00	-				-
239400	1972	-					-
239500	1972	81.00					-
239620	1972	-					-
339010	1972	6,893.00	262.00		383.00		(121.00)
339010	1972	1,976.00	768.00		149.00		619.00
339100	1972	6,276.00	700.00				700.00
339220	1972	881.00	19.00				19.00
339300	1972	-					-
339400	1972	131.00					-
339400	1972	746.00					-
339500	1972	58.00	3.00				3.00
339620	1972	1,035.00					-
339700	1972	72.00	5.00				5.00
131100	1973	9,301.00	775.00				775.00
131200	1973	62,803.00	648.00		4,171.00		(3,523.00)
131400	1973	-	-		-		-
131500	1973	7,724.00	1,966.00				1,966.00
131600	1973	-	-		-		-
133500	1973	737.00	228.00				228.00
133500	1973	148.00					-
135210	1973	-					-
135310	1973	27,523.00	640.00		3,513.00		(2,873.00)
135400	1973	-	-		-		-
135500	1973	6,443.00	19,360.00	17,142.00	2,763.00		33,739.00
135600	1973	23,069.00	20,287.00	9,737.00	5,031.00		24,993.00
136100	1973	-					-
136200	1973	27,105.00	2,927.00		4,463.00		(1,536.00)
136200	1973	15,409.00	6,769.00		1,160.00		5,609.00
136400	1973	112,681.00	60,234.00	25,292.00	117,281.00		(31,755.00)
136500	1973	307,960.00	271,933.00	116,419.00	148,980.00		239,372.00

Attachment to Response to DOD-FEA-1 Question No. 14

Louisville Gas & Electric Company
Salvage & Cost of Removal Study 1972 - Q1 2020

Page 1310 of 2358

Garrett/Spanos

Acct	Year	Ret	Salvage	CP Salvage	Removal	CP Removal	Net Salvage
136600	1973	22,232.00	3,132.00	92.00	1,779.00		1,445.00
136700	1973	62,213.00	30,756.00	868.00	14,490.00		17,134.00
136800	1973	240,023.00	29,161.00	11,454.00			40,615.00
136910	1973	6,858.00	2,864.00	476.00	5,102.00		(1,762.00)
136920	1973	157,853.00	31,555.00	8,881.00	72,086.00		(31,650.00)
137000	1973	87,218.00	1,467.00	944.00	944.00		1,467.00
137310	1973	257,796.00	133,841.00	56,511.00	50,716.00		139,636.00
137320	1973	180,857.00	18,101.00		19,438.00		(1,337.00)
137340	1973	4,595.00					-
137340	1973	251.00					-
139400	1973	329.00					-
139500	1973	343.00					-
139620	1973	-					-
235140	1973	-					-
235240	1973	7,754.00	125.00		3,416.00		(3,291.00)
235250	1973	5,665.00	162.00		2,689.00		(2,527.00)
235300	1973	16,756.00	311.00		1,268.00		(957.00)
235400	1973	-					-
235600	1973	-					-
235700	1973	-					-
236700	1973	5,796.00	62,600.00	62,600.00			125,200.00
237520	1973	558.00			84.00		(84.00)
237600	1973	162,350.00	37,521.00	37,521.00	21,895.00		53,147.00
237800	1973	8,012.00	1,020.00		1,669.00		(649.00)
237900	1973	2,561.00	716.00		161.00		555.00
238000	1973	95,115.00	529.00	529.00	97,882.00		(96,824.00)
238100	1973	33,454.00	14,959.00				14,959.00
238200	1973	2,304.00	1,029.00				1,029.00
238300	1973	6,113.00	2,732.00				2,732.00
238400	1973	2,342.00	1,045.00				1,045.00
239400	1973	624.00					-
239500	1973	-					-
239620	1973	-					-
339010	1973	-					-
339010	1973	12,713.00	451.00		4,707.00		(4,256.00)
339020	1973	200.00					-
339060	1973	433.00			37.00		(37.00)
339100	1973	16,447.00	1,008.00	113.00			1,121.00
339220	1973	-					-
339300	1973	347.00					-
339400	1973	424.00					-
339400	1973	2,134.00					-
339620	1973	6,725.00					-
339700	1973	13,492.00	5,912.00	4,795.00	831.00		9,876.00
131100	1974	166,455.00	526.00	26.00	30,008.00		(29,456.00)
131200	1974	7,673.00	12.00		6,835.00		(6,823.00)
131400	1974	5,300.00			3,167.00		(3,167.00)
131500	1974	10,311.00			417.00		(417.00)
131600	1974	2,625.00	1,400.00	1,400.00			2,800.00
133100	1974	15,000.00			1,633.00		(1,633.00)
133500	1974	-					-
133500	1974	140.00					-
134400	1974	250.00			16.00		(16.00)
135010	1974	1,500.00	1,500.00	1,500.00			3,000.00
135210	1974	-					-
135310	1974	36,315.00	14,148.00	129.00	1,159.00		13,118.00
135400	1974	80,109.00	2,353.00		2,748.00		(395.00)
135500	1974	36,081.00	10,856.00	396.00	13,883.00		(2,631.00)
135600	1974	74,884.00	15,016.00	176.00	34,409.00		(19,217.00)
136100	1974	-					-
136200	1974	69,877.00	690.00		3,518.00		(2,828.00)
136200	1974	43,127.00	24,089.00		2,245.00		21,844.00
136400	1974	93,401.00	100,139.00	13,984.00	115,319.00		(1,196.00)
136500	1974	274,179.00	197,794.00	28,821.00	154,786.00		71,829.00
136600	1974	29,511.00	11,339.00	(64.00)	4,274.00		7,001.00
136700	1974	130,232.00	110,253.00	3,335.00	48,850.00		64,738.00
136800	1974	149,627.00	145,894.00	32,842.00	104.00		178,632.00
136910	1974	23,595.00	16,059.00	(1,523.00)	8,751.00		5,785.00
136920	1974	27,641.00	36,646.00	813.00	82,033.00		(44,574.00)
137000	1974	82,009.00	3,560.00	898.00	1,356.00		3,102.00
137310	1974	162,870.00	120,229.00	16,090.00	33,403.00		102,916.00
137320	1974	40,708.00	6,922.00	58.00	11,365.00		(4,385.00)
137340	1974	3,570.00					-
137340	1974	134.00					-
139400	1974	1,950.00	150.00				150.00
139500	1974	439.00					-
139620	1974	33.00					-
235120	1974	13,657.00			4,225.00		(4,225.00)

Attachment to Response to DOD-FEA-1 Question No. 14

Louisville Gas & Electric Company
Salvage & Cost of Removal Study 1972 - Q1 2020

Page 1311 of 2358

Garrett/Spanos

Acct	Year	Ret	Salvage	CP Salvage	Removal	CP Removal	Net Salvage
235140	1974	4,885.00			958.00		(958.00)
235240	1974	-			-		-
235250	1974	-			-		-
235300	1974	7,253.00	1,132.00		277.00		855.00
235400	1974	2,533.00					-
235500	1974	10,031.00			312.00		(312.00)
235600	1974	20,827.00	5,201.00		5,454.00		(253.00)
235700	1974	128.00			45.00		(45.00)
236700	1974	6,099.00	5,270.00		1,275.00		3,995.00
237520	1974	1,561.00	148.00		724.00		(576.00)
237600	1974	144,028.00	12,136.00	11,853.00	26,994.00		(3,005.00)
237800	1974	41,552.00	3,865.00		15,892.00		(12,027.00)
237900	1974	146.00			26.00		(26.00)
238000	1974	165,383.00	224.00	224.00	166,143.00		(165,695.00)
238100	1974	43,752.00	7,214.00				7,214.00
238200	1974	2,689.00	443.00				443.00
238300	1974	3,787.00	624.00				624.00
238400	1974	1,833.00	302.00				302.00
239400	1974	190.00	-				-
239400	1974	-					-
239500	1974	758.00					-
239620	1974	2,397.00	750.00				750.00
339010	1974	750.00			501.00		(501.00)
339010	1974	21,905.00			8,663.00		(8,663.00)
339020	1974	276.00			47.00		(47.00)
339100	1974	16,549.00	238.00				238.00
339220	1974	-					-
339300	1974	-					-
339400	1974	3,246.00	65.00				65.00
339400	1974	1,329.00					-
339500	1974	6,754.00	3,408.00				3,408.00
339620	1974	1,147.00					-
339700	1974	9,357.00	5,952.00	4,966.00	741.00		10,177.00
131100	1975	4,816.00			2,201.00		(2,201.00)
131200	1975	3,085.00	383.00		402.00		(19.00)
131400	1975	5,583.00					-
131500	1975	11,172.00	2,381.00		521.00		1,860.00
131600	1975	2,166.00					-
133100	1975	265.00					-
133500	1975	-					-
135210	1975	-					-
135310	1975	31,274.00	9,236.00		5,356.00		3,880.00
135400	1975	9,884.00	11,465.00	7,716.00	5,013.00		14,168.00
135500	1975	31,006.00	13,554.00	1,325.00	14,970.00		(91.00)
135600	1975	36,355.00	24,192.00	8,941.00	21,155.00		11,978.00
135700	1975	441.00	6.00				6.00
135800	1975	5,979.00	85.00				85.00
136100	1975	62,188.00	1,949.00		298.00		1,651.00
136200	1975	290,908.00	26,433.00		7,865.00		18,568.00
136200	1975	28,013.00	6,757.00		3,124.00		3,633.00
136400	1975	97,706.00	38,466.00	5,477.00	129,585.00		(85,642.00)
136500	1975	298,983.00	147,113.00	21,340.00	192,596.00		(24,143.00)
136600	1975	4,380.00	1,156.00		2,836.00		(1,680.00)
136700	1975	100,997.00	65,858.00	13,064.00	21,957.00		56,965.00
136800	1975	135,551.00	21,643.00		305.00		21,338.00
136910	1975	5,375.00	4,614.00	63.00	3,278.00		1,399.00
136920	1975	109,041.00	21,141.00	656.00	92,198.00		(70,401.00)
137000	1975	80,281.00	735.00		988.00		(253.00)
137310	1975	212,579.00	86,417.00	12,519.00	48,131.00		50,805.00
137320	1975	54,684.00	6,617.00	390.00	10,137.00		(3,130.00)
137340	1975	4,848.00					-
137340	1975	307.00					-
139400	1975	261.00					-
139400	1975	983.00					-
139500	1975	132.00					-
139620	1975	727.00					-
235140	1975	-					-
235240	1975	7,878.00	65.00		1,231.00		(1,166.00)
235250	1975	10,623.00	60.00		3,354.00		(3,294.00)
235300	1975	28.00					-
235400	1975	1,300.00					-
235500	1975	1,736.00	539.00		274.00		265.00
235600	1975	-					-
235700	1975	-					-
236200	1975	216,155.00			6,887.00		(6,887.00)
236700	1975	-					-
237520	1975	46,819.00			1,492.00		(1,492.00)
237600	1975	138,953.00	2,318.00	2,213.00	22,909.00		(18,378.00)

Attachment to Response to DOD-FEA-1 Question No. 14

Louisville Gas & Electric Company
Salvage & Cost of Removal Study 1972 - Q1 2020

Page 1312 of 2358

Garrett/Spanos

Acct	Year	Ret	Salvage	CP Salvage	Removal	CP Removal	Net Salvage
237800	1975	10,607.00	3,805.00	490.00	2,740.00		1,555.00
237900	1975	409.00			76.00		(76.00)
238000	1975	132,279.00	166.00	166.00	183,148.00		(182,816.00)
238100	1975	60,312.00	12,519.00				12,519.00
238200	1975	3,866.00	803.00				803.00
238300	1975	3,937.00	817.00				817.00
238400	1975	1,537.00	319.00				319.00
239400	1975	119.00					-
239500	1975	796.00					-
239620	1975	850.00					-
339010	1975	-			-		-
339010	1975	-			-		-
339100	1975	23,242.00	609.00				609.00
339220	1975	1,273.00	20.00				20.00
339300	1975	-					-
339400	1975	-					-
339400	1975	2,024.00					-
339620	1975	50.00					-
339700	1975	106,938.00	11,278.00	3,250.00	1,551.00		12,977.00
131100	1976	17,364.00	148.00		2,461.00		(2,313.00)
131200	1976	3,221.00					-
131400	1976	-	-		-		-
131500	1976	3,903.00	2,393.00		38,121.00		(35,728.00)
131600	1976	3,217.00					-
133500	1976	-					-
135210	1976	619.00	529.00		43.00		486.00
135310	1976	63,202.00	26,745.00		8,258.00		18,487.00
135400	1976	63,081.00	12,398.00		30,554.00		(18,156.00)
135500	1976	58,590.00	15,774.00	903.00	40,898.00		(24,221.00)
135600	1976	155,602.00	33,291.00	13.00	97,925.00		(64,621.00)
136100	1976	-			-		-
136100	1976	89.00	30.00				30.00
136200	1976	22,831.00	382.00		3,411.00		(3,029.00)
136200	1976	70,519.00	35,380.00		8,120.00		27,260.00
136400	1976	138,110.00	37,247.00	5,241.00	192,708.00		(150,220.00)
136500	1976	471,655.00	290,821.00	34,768.00	276,041.00		49,548.00
136600	1976	6,178.00	9,355.00	6,117.00	2,084.00		13,388.00
136700	1976	88,600.00	66,055.00	8,377.00	31,098.00		43,334.00
136800	1976	230,831.00	22,069.00	4,294.00	615.00		25,748.00
136910	1976	8,079.00	4,266.00	549.00	3,790.00		1,025.00
136920	1976	103,025.00	36,094.00	1,610.00	108,065.00		(70,361.00)
137000	1976	106,187.00	2,601.00		1,008.00		1,593.00
137310	1976	256,893.00	127,407.00	15,211.00	52,172.00		90,446.00
137320	1976	120,176.00	6,299.00		21,227.00		(14,928.00)
137340	1976	8,088.00	794.00				794.00
137340	1976	455.00	49.00				49.00
139400	1976	1,126.00	10.00		7.00		3.00
139500	1976	-					-
139620	1976	-					-
235140	1976	-			-		-
235240	1976	-			-		-
235250	1976	-			-		-
235300	1976	20,412.00	198.00		902.00		(704.00)
235400	1976	-			-		-
235500	1976	968.00	645.00				645.00
235600	1976	5,294.00	1,321.00		724.00		597.00
235700	1976	-			-		-
236200	1976	510,276.00	422.00		10,684.00		(10,262.00)
236700	1976	2,564.00	914.00	914.00	499.00		1,329.00
237520	1976	77,515.00	64.00		1,627.00		(1,563.00)
237600	1976	91,341.00	12,810.00	11,015.00	18,218.00		5,607.00
237700	1976	143,042.00	118.00		2,998.00		(2,880.00)
237800	1976	9,214.00	3,799.00		1,634.00		2,165.00
237900	1976	-			-		-
238000	1976	139,235.00			184,674.00		(184,674.00)
238100	1976	75,081.00	12,199.00	72.00			12,271.00
238200	1976	4,742.00	771.00	5.00			776.00
238300	1976	5,653.00	919.00	5.00			924.00
238400	1976	2,366.00	384.00	2.00			386.00
238700	1976	37,585.00	525.00		638.00		(113.00)
239400	1976	210.00					-
239500	1976	-					-
239620	1976	986.00	252.00				252.00
339010	1976	215.00			19.00		(19.00)
339010	1976	15,714.00	1,545.00		1,967.00		(422.00)
339040	1976	71.00			409.00		(409.00)
339100	1976	31,121.00	525.00				525.00
339220	1976	-					-

Attachment to Response to DOD-FEA-1 Question No. 14

Louisville Gas & Electric Company
Salvage & Cost of Removal Study 1972 - Q1 2020

Page 1313 of 2358

Garrett/Spanos

Acct	Year	Ret	Salvage	CP Salvage	Removal	CP Removal	Net Salvage
339300	1976	-					-
339400	1976	-					-
339400	1976	8,833.00					-
339620	1976	748.00	1,000.00				1,000.00
339700	1976	52,136.00	30,203.00		7,259.00		22,944.00
131100	1977	9,993.00			3,390.00		(3,390.00)
131200	1977	326,169.00	5,757.00		62,640.00		(56,883.00)
131400	1977	-	-		-		-
131500	1977	22,153.00			794.00		(794.00)
131600	1977	4,112.00					-
133500	1977	-					-
135210	1977	51,877.00	150.00		328.00		(178.00)
135310	1977	329,812.00	51,629.00	21,144.00	36,179.00		36,594.00
135400	1977	38,580.00	30,794.00	28,752.00	32,752.00		26,794.00
135500	1977	9,197.00	2,489.00	1,106.00	4,587.00		(992.00)
135600	1977	8,274.00	3,038.00	393.00	1,778.00		1,653.00
135800	1977	5,482.00	2,686.00		510.00		2,176.00
136100	1977	1,383.00	3,943.00	3,707.00	3,511.00		4,139.00
136100	1977	2,000.00			500.00		(500.00)
136200	1977	56,320.00	26,476.00	18,406.00	29,259.00		15,623.00
136200	1977	6,947.00	5,484.00		103.00		5,381.00
136400	1977	102,019.00	38,932.00	7,801.00	125,384.00		(78,651.00)
136500	1977	336,851.00	151,747.00	29,819.00	166,049.00		15,517.00
136600	1977	11,937.00	6,770.00	124.00	8,531.00		(1,637.00)
136700	1977	106,792.00	57,094.00	1,192.00	25,685.00		32,601.00
136800	1977	151,983.00	2,377.00		13.00		2,364.00
136910	1977	8,378.00	3,482.00		2,714.00		768.00
136920	1977	100,894.00	31,812.00	2,840.00	115,708.00		(81,056.00)
137000	1977	93,242.00	2,648.00		939.00		1,709.00
137310	1977	198,151.00	132,375.00	26,012.00	47,443.00		110,944.00
137320	1977	102,068.00	16,569.00		39,894.00		(23,325.00)
137340	1977	18,321.00					-
137340	1977	1,110.00					-
139400	1977	75.00					-
139400	1977	901.00	5.00				5.00
139500	1977	378.00					-
139620	1977	1,515.00	11.00				11.00
235130	1977	1,135.00	800.00		268.00		532.00
235140	1977	-			-		-
235240	1977	2,611.00			2,994.00		(2,994.00)
235250	1977	2,737.00			2,848.00		(2,848.00)
235300	1977	6,597.00			93.00		(93.00)
235400	1977	-			-		-
235600	1977	-			-		-
235700	1977	-			-		-
236700	1977	16,167.00			4,840.00		(4,840.00)
237520	1977	-			-		-
237600	1977	105,087.00	10,534.00	10,534.00	32,446.00		(11,378.00)
237800	1977	33,330.00	7,549.00		7,823.00		(274.00)
237900	1977	1,523.00			38.00		(38.00)
238000	1977	124,246.00			192,113.00		(192,113.00)
238100	1977	110,010.00	31,893.00				31,893.00
238200	1977	6,738.00	2,126.00				2,126.00
238300	1977	3,881.00	1,063.00				1,063.00
238400	1977	1,481.00	354.00				354.00
239400	1977	877.00					-
239500	1977	413.00					-
239620	1977	1,867.00	1,302.00				1,302.00
339010	1977	2,359.00			407.00		(407.00)
339010	1977	1,558.00	453.00		101.00		352.00
339020	1977	200.00			150.00		(150.00)
339040	1977	423.00			58.00		(58.00)
339100	1977	11,436.00	152.00				152.00
339220	1977	1,244.00	50.00				50.00
339300	1977	-					-
339400	1977	571.00	122.00		2.00		120.00
339400	1977	5,919.00	520.00				520.00
339620	1977	745.00					-
339700	1977	55,509.00	18,438.00	13,312.00	11,245.00		20,505.00
131100	1978	706.00					-
131200	1978	194,645.00	2,078.00		243.00		1,835.00
131400	1978	17,277.00	2,818.00		2,051.00		767.00
131500	1978	23,703.00	4,573.00		1,238.00		3,335.00
131600	1978	2,193.00	24.00	24.00			48.00
133400	1978	133.00			527.00		(527.00)
133500	1978	-					-
135210	1978	393.00	333.00		21.00		312.00
135310	1978	117,987.00	15,461.00		10,281.00		5,180.00

Attachment to Response to DOD-FEA-1 Question No. 14

Louisville Gas & Electric Company
Salvage & Cost of Removal Study 1972 - Q1 2020

Page 1314 of 2358

Garrett/Spanos

Acct	Year	Ret	Salvage	CP Salvage	Removal	CP Removal	Net Salvage
135400	1978	34,789.00	8,604.00		49,395.00		(40,791.00)
135500	1978	131,666.00	46,074.00	8,566.00	53,085.00		1,555.00
135600	1978	174,718.00	74,983.00	21,206.00	74,827.00	(21,050.00)	312.00
136100	1978	-			-		-
136200	1978	380,137.00	47,890.00		9,648.00		38,242.00
136200	1978	27,760.00	10,173.00		9,226.00		947.00
136400	1978	132,933.00	42,174.00	4,886.00	220,131.00		(173,071.00)
136500	1978	547,210.00	151,017.00	17,152.00	320,086.00		(151,917.00)
136600	1978	15,259.00	4,009.00	139.00	6,678.00		(2,530.00)
136700	1978	87,661.00	24,876.00	4,572.00	23,850.00		5,598.00
136800	1978	193,092.00	38,309.00	4,081.00	16.00		42,374.00
136910	1978	5,289.00	2,311.00		3,695.00		(1,384.00)
136920	1978	100,428.00	25,053.00	1,994.00	130,957.00		(103,910.00)
137000	1978	106,298.00	3,963.00		945.00	212.00	3,230.00
137310	1978	176,874.00	188,400.00	22,361.00	37,555.00		173,206.00
137320	1978	37,734.00	21,776.00	4,362.00	15,624.00		10,514.00
137340	1978	4,731.00					-
137340	1978	216.00					-
139400	1978	6,245.00					-
139500	1978	2,217.00					-
139620	1978	3,890.00	500.00				500.00
235140	1978	-			-		-
235240	1978	18,762.00			3,801.00		(3,801.00)
235250	1978	6,086.00			1,246.00		(1,246.00)
235300	1978	11,815.00			143.00		(143.00)
235400	1978	1,769.00			42.00		(42.00)
235600	1978	6,173.00					-
235700	1978	-			-		-
236700	1978	37,472.00	2,423.00	1,302.00	3,063.00		662.00
237520	1978	-			-		-
237600	1978	65,545.00	5,938.00	5,938.00	20,241.00		(8,365.00)
237800	1978	5,376.00	907.00		1,615.00		(708.00)
237900	1978	-			-		-
238000	1978	108,052.00			204,967.00		(204,967.00)
238100	1978	63,393.00	5,959.00				5,959.00
238200	1978	3,624.00	341.00				341.00
238300	1978	3,893.00	366.00				366.00
238400	1978	1,664.00	156.00				156.00
239400	1978	-			-		-
239500	1978	386.00					-
239620	1978	1,132.00					-
339010	1978	-			-		-
339010	1978	-			-		-
339100	1978	22,231.00	1,216.00				1,216.00
339220	1978	-					-
339300	1978	14,182.00	200.00				200.00
339400	1978	1,365.00					-
339400	1978	365.00					-
339620	1978	473.00					-
339700	1978	13,986.00	1,487.00	1,450.00	835.00		2,102.00
131100	1979	35,088.00	775.00	775.00	9,102.00		(7,552.00)
131200	1979	2,069,174.00			10,000.00		(10,000.00)
131400	1979	1,527,611.00					-
131500	1979	140,861.00	123.00		388.00		(265.00)
131600	1979	33,145.00			43.00		(43.00)
133500	1979	-			-		-
134100	1979	6,112.00			6,510.00		(6,510.00)
135210	1979	-			-		-
135310	1979	167,581.00	28,697.00		39,068.00		(10,371.00)
135400	1979	14,587.00	5,974.00		4,847.00		1,127.00
135500	1979	41,446.00	4,928.00	252.00	43,084.00		(37,904.00)
135600	1979	136,058.00	109,705.00	(105.00)	97,978.00		11,622.00
136100	1979	14,982.00			14,991.00		(14,991.00)
136100	1979	227.00			31.00		(31.00)
136200	1979	331,779.00	12,692.00		62,519.00		(49,827.00)
136200	1979	19,014.00			301.00		(301.00)
136400	1979	138,467.00	33,763.00	3,560.00	258,902.00		(221,579.00)
136500	1979	452,863.00	210,471.00	16,835.00	305,648.00		(78,342.00)
136600	1979	9,259.00	7,732.00	547.00	3,465.00		4,814.00
136700	1979	106,182.00	56,993.00	6,038.00	39,075.00		23,956.00
136800	1979	253,924.00	92,608.00	26,162.00	111.00		118,659.00
136910	1979	1,559.00	1,321.00		4,312.00		(2,991.00)
136920	1979	93,855.00	41,238.00	1,140.00	133,559.00		(91,181.00)
137000	1979	96,427.00	4,452.00		1,299.00		3,153.00
137310	1979	148,889.00	122,731.00	10,979.00	34,760.00		98,950.00
137320	1979	23,732.00	12,837.00	6,719.00	11,708.00		7,848.00
137340	1979	12,937.00					-
137340	1979	584.00					-

Attachment to Response to DOD-FEA-1 Question No. 14

Louisville Gas & Electric Company
Salvage & Cost of Removal Study 1972 - Q1 2020

Page 1315 of 2358

Garrett/Spanos

Acct	Year	Ret	Salvage	CP Salvage	Removal	CP Removal	Net Salvage
139400	1979	354.00					-
139500	1979	389.00					-
139620	1979	4,571.00					-
235140	1979	-					-
235240	1979	37,681.00			4,452.00		(4,452.00)
235250	1979	21,317.00			16,727.00		(16,727.00)
235300	1979	70,270.00	162.00		2,301.00		(2,139.00)
235400	1979	491.00			34.00		(34.00)
235600	1979	-			-		-
235700	1979	1,108.00			27.00		(27.00)
236700	1979	28,412.00			2,367.00		(2,367.00)
237520	1979	-			-		-
237600	1979	172,699.00	9,716.00	9,716.00	23,406.00		(3,974.00)
237800	1979	9,959.00	1,305.00		2,994.00		(1,689.00)
237900	1979	467.00	510.00	510.00	510.00		510.00
238000	1979	117,239.00			197,632.00		(197,632.00)
238100	1979	65,005.00	33,385.00				33,385.00
238200	1979	3,778.00	1,757.00				1,757.00
238300	1979	-			-		-
238400	1979	-			-		-
239400	1979	125.00			24.00		(24.00)
239500	1979	525.00			25.00		(25.00)
239620	1979	252.00					-
339010	1979	7,500.00			3,367.00		(3,367.00)
339010	1979	6,838.00	101.00		500.00		(399.00)
339100	1979	20,209.00	1,928.00				1,928.00
339220	1979	-					-
339300	1979	182.00					-
339400	1979	1,777.00					-
339400	1979	1,379.00					-
339620	1979	-					-
339700	1979	38,007.00	3,829.00	1,340.00	2,467.00		2,702.00
131100	1980	4,245.00					-
131200	1980	553,764.00	2,500.00	2,500.00	39,529.00		(34,529.00)
131400	1980	8,705.00					-
131500	1980	127,304.00			1,849.00		(1,849.00)
131600	1980	1,734.00					-
133100	1980	9,400.00			25,350.00		(25,350.00)
133500	1980	-					-
135210	1980	-			-		-
135310	1980	40,617.00	23,892.00		4,429.00		19,463.00
135400	1980	-			-		-
135500	1980	63,017.00	13,265.00	328.00	50,091.00		(36,498.00)
135600	1980	88,788.00	42,301.00	145.00	83,134.00		(40,688.00)
136100	1980	-			-		-
136200	1980	80,952.00	23,855.00		2,016.00	21,839.00	43,678.00
136200	1980	86,973.00	11,973.00		10,402.00		1,571.00
136400	1980	169,410.00	23,112.00	1,330.00	344,068.00		(319,626.00)
136500	1980	552,752.00	316,439.00	18,225.00	449,450.00		(114,786.00)
136600	1980	72,242.00	35,588.00	5,100.00	27,304.00		13,384.00
136700	1980	245,023.00	175,118.00	11,186.00	82,494.00		103,810.00
136800	1980	212,513.00	32,463.00		236.00	2,565.00	34,792.00
136910	1980	18,627.00	8,234.00	435.00	10,258.00		(1,589.00)
136920	1980	93,701.00	41,382.00	70.00	138,530.00		(97,078.00)
137000	1980	162,946.00	1,921.00		1,266.00	654.00	1,309.00
137310	1980	288,781.00	151,952.00	8,745.00	75,591.00	67,617.00	152,723.00
137320	1980	31,861.00	15,748.00	3,042.00	21,907.00		(3,117.00)
137340	1980	42,785.00					-
137340	1980	1,873.00					-
139400	1980	194.00					-
139400	1980	2,646.00	218.00				218.00
139500	1980	465.00					-
139620	1980	669.00					-
235140	1980	-			-		-
235240	1980	-			-		-
235250	1980	-			-		-
235300	1980	138,024.00	102.00		6,466.00		(6,364.00)
235400	1980	-			-		-
235500	1980	3,497.00	1,775.00		628.00		1,147.00
235600	1980	-			-		-
235700	1980	-			-		-
236700	1980	10,811.00	7,966.00	7,010.00	780.00		14,196.00
237520	1980	3,262.00			203.00		(203.00)
237600	1980	135,991.00	10,367.00	10,367.00	43,385.00		(22,651.00)
237800	1980	7,907.00	6,115.00	1,807.00	3,605.00		4,317.00
237900	1980	2,698.00			389.00		(389.00)
238000	1980	118,701.00			165,368.00		(165,368.00)
238100	1980	91,210.00	41,020.00				41,020.00

Attachment to Response to DOD-FEA-1 Question No. 14

Louisville Gas & Electric Company
Salvage & Cost of Removal Study 1972 - Q1 2020

Page 1316 of 2358

Garrett/Spanos

Acct	Year	Ret	Salvage	CP Salvage	Removal	CP Removal	Net Salvage
238200	1980	5,864.00	2,442.00				2,442.00
238300	1980	8,656.00	3,907.00				3,907.00
238400	1980	3,186.00	1,465.00				1,465.00
239400	1980	1,917.00					-
239500	1980	981.00					-
239620	1980	-					-
339010	1980	4,636.00			114.00		(114.00)
339010	1980	1,132.00			26.00		(26.00)
339040	1980	536.00					-
339100	1980	24,937.00	992.00				992.00
339220	1980	2,597.00					-
339300	1980	-					-
339400	1980	3,977.00					-
339400	1980	333.00					-
339620	1980	50.00					-
339700	1980	13,375.00	858.00	400.00	1,003.00		255.00
131100	1981	336,223.00			1,656.00		(1,656.00)
131200	1981	5,642,246.00			130,545.00		(130,545.00)
131400	1981	3,710,700.00					-
131500	1981	963,033.00	1,261.00				1,261.00
131600	1981	15,052.00	7,500.00				7,500.00
133500	1981	150.00			397.00		(397.00)
134400	1981	1,984.00					-
135210	1981	-					-
135310	1981	111,864.00	8,463.00		7,931.00		532.00
135400	1981	-					-
135500	1981	24,516.00	4,467.00	2,697.00	13,097.00	(2,612.00)	(8,545.00)
135600	1981	22,085.00	3,919.00	1,316.00	17,761.00	(1,815.00)	(14,341.00)
136100	1981	-					-
136200	1981	58,980.00	732.00		11,977.00		(11,245.00)
136200	1981	9,593.00	155.00		15,657.00		(15,502.00)
136400	1981	155,231.00	38,523.00	2,820.00	346,621.00		(305,278.00)
136500	1981	527,829.00	80,047.00	6,015.00	40,730.00		45,332.00
136600	1981	10,030.00	7,716.00	5,606.00	2,853.00	(898.00)	9,571.00
136700	1981	77,333.00	48,866.00	5,705.00	47,463.00	(2,285.00)	4,823.00
136800	1981	201,233.00	32,991.00		(56.00)		33,047.00
136910	1981	4,035.00	(1,715.00)		5,525.00		(7,240.00)
136920	1981	84,721.00	31,991.00	106.00	148,075.00	(2,539.00)	(118,517.00)
137000	1981	88,463.00	2,156.00	13.00	1,363.00		806.00
137310	1981	153,393.00	187,067.00	14,137.00	443,875.00		(242,671.00)
137320	1981	110,198.00	20,353.00	965.00	68,858.00	(1,348.00)	(48,888.00)
137340	1981	6,696.00					-
137340	1981	357.00					-
139400	1981	1,490.00					-
139500	1981	953.00	2.00				2.00
139620	1981	393.00					-
235140	1981	-					-
235240	1981	-					-
235250	1981	4,107.00	883.00				883.00
235300	1981	784.00			102.00		(102.00)
235400	1981	2,553.00	1,645.00				1,645.00
235500	1981	326.00	244.00		38.00		206.00
235600	1981	-					-
235700	1981	1,736.00	714.00				714.00
236700	1981	11,402.00	3,535.00	2,004.00	2,010.00	(448.00)	3,081.00
237520	1981	439.00			2,927.00		(2,927.00)
237600	1981	159,297.00	16,200.00	12,860.00	27,886.00	(3,298.00)	(2,124.00)
237800	1981	10,293.00	6,679.00	392.00	1,342.00	(39.00)	5,690.00
237900	1981	8,600.00	981.00		61.00		920.00
238000	1981	101,867.00			200,370.00		(200,370.00)
238100	1981	110,543.00	28,615.00		1.00		28,614.00
238200	1981	7,902.00	2,226.00				2,226.00
238300	1981	2,715.00	636.00				636.00
238400	1981	1,755.00	318.00				318.00
239400	1981	1,233.00					-
239500	1981	1,154.00					-
239620	1981	1,009.00					-
339010	1981	-					-
339010	1981	4,577.00	187.00		198.00		(11.00)
339100	1981	20,075.00	2,800.00				2,800.00
339220	1981	907.00					-
339300	1981	2,253.00			94.00		(94.00)
339400	1981	1,448.00					-
339400	1981	2,814.00					-
339620	1981	7,271.00	1,500.00				1,500.00
339700	1981	72,145.00	11,702.00		858.00		10,844.00
131100	1982	3,566.00			335.00		(335.00)
131200	1982	1,289,749.00			35,582.00		(35,582.00)

Attachment to Response to DOD-FEA-1 Question No. 14

Louisville Gas & Electric Company
Salvage & Cost of Removal Study 1972 - Q1 2020

Page 1317 of 2358

Garrett/Spanos

Acct	Year	Ret	Salvage	CP Salvage	Removal	CP Removal	Net Salvage
131400	1982	6,074.00			620.00		(620.00)
131500	1982	8,574.00	999.00		993.00		6.00
131600	1982	350.00					-
133500	1982	335.00	5.00				5.00
135210	1982	-			-		-
135310	1982	61,638.00	2,515.00		53,854.00		(51,339.00)
135400	1982	20,560.00	4,278.00		4,178.00		100.00
135500	1982	47,269.00	14,688.00	10,078.00	36,388.00	(7,816.00)	(19,438.00)
135600	1982	101,611.00	13,663.00	1,777.00	81,320.00	(2,099.00)	(67,979.00)
136100	1982	1,167.00			1,582.00		(1,582.00)
136200	1982	193,517.00	114,161.00		64,540.00		49,621.00
136200	1982	39,448.00	25,155.00		13,078.00		12,077.00
136400	1982	162,068.00	64,556.00	5,931.00	370,293.00		(299,806.00)
136500	1982	543,637.00	130,604.00	10,284.00	475,181.00		(334,293.00)
136600	1982	35,125.00	4,772.00	236.00	9,631.00	(334.00)	(4,957.00)
136700	1982	143,403.00	37,173.00	3,458.00	43,246.00	(2,394.00)	(5,009.00)
136800	1982	203,899.00	17,774.00	8,641.00	73,305.00		(46,890.00)
136910	1982	17,760.00	3,779.00		15,258.00		(11,479.00)
136920	1982	100,354.00	(370.00)	(20,493.00)	184,299.00	(2,820.00)	(207,982.00)
137000	1982	118,455.00	1,114.00	(226.00)	1,845.00		(957.00)
137310	1982	222,372.00	138,501.00	10,507.00	62,623.00		86,385.00
137320	1982	64,912.00	50,024.00	194.00	31,311.00	(2,546.00)	16,361.00
137340	1982	6,641.00					-
137340	1982	406.00					-
139400	1982	432.00					-
139400	1982	3,251.00					-
139500	1982	2,661.00					-
139620	1982	-					-
235140	1982	1,070.00			68.00		(68.00)
235240	1982	8,329.00	233.00		4,903.00		(4,670.00)
235250	1982	5,139.00	328.00		12,077.00		(11,749.00)
235300	1982	193,835.00			2,803.00		(2,803.00)
235400	1982	-			-		-
235600	1982	-			-		-
235700	1982	1,772.00			50.00		(50.00)
236700	1982	73,159.00	45,675.00	45,675.00	1,295.00	(1,375.00)	88,680.00
237520	1982	244.00					-
237600	1982	217,806.00	3,569.00	3,530.00	49,541.00	(3,048.00)	(45,490.00)
237800	1982	13,359.00	7,519.00	4,521.00	1,566.00	(1,506.00)	8,968.00
237900	1982	10,165.00	1,891.00		2,437.00		(546.00)
238000	1982	118,377.00			262,552.00		(262,552.00)
238100	1982	177,501.00	11,893.00				11,893.00
238200	1982	14,862.00	915.00				915.00
238300	1982	2,105.00	131.00				131.00
238400	1982	959.00	131.00				131.00
239400	1982	1,735.00					-
239500	1982	148.00					-
239620	1982	563.00					-
339010	1982	-			-		-
339010	1982	3,996.00					-
339020	1982	261.00					-
339100	1982	26,300.00	1,795.00				1,795.00
339220	1982	246.00					-
339300	1982	-					-
339400	1982	650.00	25.00				25.00
339400	1982	-					-
339620	1982	-					-
339700	1982	253,234.00	62,034.00	5,544.00	1,563.00	(164.00)	65,851.00
131100	1983	527,107.00	11.00		734.00		(723.00)
131200	1983	2,872,642.00	10,535.00		34,486.00		(23,951.00)
131400	1983	2,465,234.00					-
131500	1983	302,710.00	688.00		(13.00)		701.00
131600	1983	309.00					-
133500	1983	(335.00)	(5.00)				(5.00)
134400	1983	10,000.00			386.00		(386.00)
135010	1983	-					-
135210	1983	-			-		-
135310	1983	52,035.00	8,841.00		19,019.00		(10,178.00)
135400	1983	360.00	800.00	800.00		(975.00)	625.00
135500	1983	13,572.00	11,855.00	11,476.00	4,636.00	(8,149.00)	10,546.00
135600	1983	20,414.00	1,612.00	1,145.00	3,584.00	(2,217.00)	(3,044.00)
136100	1983	10,896.00	1,691.00		2,037.00		(346.00)
136200	1983	186,126.00	31,251.00		22,350.00		8,901.00
136200	1983	(23,454.00)			775.00		(775.00)
136400	1983	178,082.00	64,182.00	6,520.00	325,544.00		(254,842.00)
136500	1983	665,940.00	144,111.00	14,676.00	715,609.00		(556,822.00)
136600	1983	17,862.00	5,599.00	(1,730.00)	11,597.00	(5,410.00)	(13,138.00)
136700	1983	207,947.00	174,026.00	16,896.00	26,307.00	(11,364.00)	153,251.00

Attachment to Response to DOD-FEA-1 Question No. 14

Louisville Gas & Electric Company
Salvage & Cost of Removal Study 1972 - Q1 2020

Page 1318 of 2358

Garrett/Spanos

Acct	Year	Ret	Salvage	CP Salvage	Removal	CP Removal	Net Salvage
136800	1983	110,374.00	18,432.00	8,897.00	10,113.00		17,216.00
136910	1983	18,906.00	18,912.00	31.00	13,377.00	(26.00)	5,540.00
136920	1983	106,374.00	19,114.00	(15,557.00)	198,404.00	(4,581.00)	(199,428.00)
137000	1983	111,470.00	1,132.00	55.00	2,338.00		(1,151.00)
137310	1983	217,100.00	163,700.00	15,520.00	85,552.00		93,668.00
137320	1983	43,305.00	29,750.00	290.00	16,017.00	(1,845.00)	12,178.00
137340	1983	3,049.00					-
137340	1983	183.00					-
139400	1983	1,855.00					-
139500	1983	379.00					-
139620	1983	242.00					-
235120	1983	926.00	169.00		52.00		117.00
235140	1983	3,415.00	556.00		298.00		258.00
235240	1983	13,201.00			13,819.00		(13,819.00)
235250	1983	5,125.00			5,213.00		(5,213.00)
235300	1983	17,902.00	1,412.00		1,221.00		191.00
235400	1983	7,520.00	2,185.00		492.00		1,693.00
235600	1983	-			-		-
235700	1983	-			-		-
236700	1983	14,331.00	10,238.00	10,238.00		(256.00)	20,220.00
237520	1983	-			-		-
237600	1983	160,778.00	11,137.00	10,874.00	58,192.00	(2,035.00)	(38,216.00)
237800	1983	14,163.00	2,945.00		5,284.00		(2,339.00)
237900	1983	2,530.00			209.00		(209.00)
238000	1983	209,034.00			336,324.00		(336,324.00)
238100	1983	97,307.00	41,712.00				41,712.00
238200	1983	7,190.00	3,082.00				3,082.00
238300	1983	9,086.00	3,895.00				3,895.00
238400	1983	4,022.00	1,724.00				1,724.00
238500	1983	1,189.00			98.00		(98.00)
239400	1983	658.00					-
239500	1983	610.00					-
239620	1983	2,309.00					-
339010	1983	19,993.00	8.00		10,961.00		(10,953.00)
339010	1983	17,559.00			18,866.00		(18,866.00)
339020	1983	379.00					-
339100	1983	29,665.00	910.00				910.00
339220	1983	-					-
339300	1983	-					-
339400	1983	147.00	94.00				94.00
339400	1983	-					-
339620	1983	-					-
339700	1983	19,461.00	719.00	(100.00)	4,127.00	(1,642.00)	(5,150.00)
131100	1984	7,999,955.00			139,134.00		(139,134.00)
131200	1984	19,009,765.00	25,077.00		1,405,123.00		(1,380,046.00)
131400	1984	2,791,319.00					-
131500	1984	1,628,052.00			4,221.00		(4,221.00)
131600	1984	344,269.00					-
133100	1984	1,239.00					-
133500	1984	3,813.00					-
134300	1984	3,454.00			21.00		(21.00)
135210	1984	-			-		-
135310	1984	4,430.00					-
135400	1984	3,387.00	3,329.00	2,599.00		(13,663.00)	(7,735.00)
135500	1984	27,608.00	4,072.00	841.00	31,129.00	(2,166.00)	(28,382.00)
135600	1984	33,900.00	12,100.00	3,419.00	42,632.00	(17,862.00)	(44,975.00)
136100	1984	1,362.00			250.00		(250.00)
136100	1984	850.00			32.00		(32.00)
136200	1984	44,813.00	2,570.00		5,451.00		(2,881.00)
136200	1984	45,572.00	12.00		1,392.00		(1,380.00)
136400	1984	277,367.00	70,804.00	8,699.00	397,955.00	(51,367.00)	(369,819.00)
136500	1984	479,926.00	48,539.00	5,940.00	417,307.00	(36,062.00)	(398,890.00)
136600	1984	6,502.00	1,157.00	278.00	6,363.00	(29.00)	(4,957.00)
136700	1984	101,471.00	36,613.00	7,811.00	43,760.00	(3,446.00)	(2,782.00)
136800	1984	141,058.00	36,660.00	476.00	215,371.00		(178,235.00)
136910	1984	19,841.00	5,857.00		9,953.00		(4,096.00)
136920	1984	93,083.00	36,334.00	(57.00)	178,978.00	(5,710.00)	(148,411.00)
137000	1984	140,196.00	1,101.00		1,606.00		(505.00)
137310	1984	257,918.00	136,165.00	16,663.00	66,211.00	(8,536.00)	78,081.00
137320	1984	17,273.00	13,553.00	1,460.00	6,644.00	(3,262.00)	5,107.00
137340	1984	1,949.00					-
137340	1984	99.00					-
139400	1984	24,868.00					-
139500	1984	1,476.00					-
139620	1984	3,472.00					-
235120	1984	5,660.00			125.00		(125.00)
235140	1984	12,463.00	38.00		279.00		(241.00)
235240	1984	14,880.00	1,641.00		8,452.00		(6,811.00)

Attachment to Response to DOD-FEA-1 Question No. 14

Louisville Gas & Electric Company
Salvage & Cost of Removal Study 1972 - Q1 2020

Page 1319 of 2358

Garrett/Spanos

Acct	Year	Ret	Salvage	CP Salvage	Removal	CP Removal	Net Salvage
235250	1984	13,921.00	1,119.00		5,323.00		(4,204.00)
235300	1984	52,364.00	1,355.00		1,613.00		(258.00)
235400	1984	223.00			131.00		(131.00)
235600	1984	-			-		-
235700	1984	2,300.00					-
236700	1984	24,720.00	332.00		1,397.00		(1,065.00)
237520	1984	1,013.00					-
237600	1984	200,202.00	4,368.00	4,279.00	53,539.00	(6,508.00)	(51,400.00)
237800	1984	21,073.00	9,862.00		2,210.00		7,652.00
237900	1984	924.00	1,011.00		210.00		801.00
238000	1984	223,005.00	132.00	132.00	319,483.00	(379.00)	(319,598.00)
238100	1984	84,422.00	31.00				31.00
238200	1984	7,108.00	3.00				3.00
238300	1984	5,681.00	2.00				2.00
238400	1984	2,744.00	1.00				1.00
239400	1984	1,935.00					-
239500	1984	1,408.00					-
239620	1984	-					-
339010	1984	-			-		-
339010	1984	5,644.00			6,574.00		(6,574.00)
339040	1984	5,552.00			2,461.00		(2,461.00)
339100	1984	17,437.00	438.00				438.00
339220	1984	6,500.00					-
339300	1984	1,319.00					-
339400	1984	-					-
339400	1984	2,200.00	450.00				450.00
339620	1984	-					-
339700	1984	40,780.00	4,231.00	1,274.00	6,936.00	(1,749.00)	(3,180.00)
131100	1985	27,301.00			57,960.00		(57,960.00)
131200	1985	11,336,125.00	24,791.00		1,868,829.00		(1,844,038.00)
131400	1985	7,690,532.00			899.00		(899.00)
131500	1985	1,108,851.00			2,002.00		(2,002.00)
131600	1985	68,016.00	53.00				53.00
133100	1985	100.00			3,175.00		(3,175.00)
133500	1985	-					-
135210	1985	763.00			264.00		(264.00)
135310	1985	217,227.00	2,908.00		102,797.00		(99,889.00)
135400	1985	9,098.00	6,504.00	3,786.00	18.00	(6,116.00)	4,156.00
135500	1985	37,544.00	2,689.00	394.00	20,131.00	(3,102.00)	(20,150.00)
135600	1985	35,640.00	11,744.00	(4,616.00)	16,522.00	(20,421.00)	(29,815.00)
136100	1985	5,062.00			1,509.00		(1,509.00)
136100	1985	850.00			22.00		(22.00)
136200	1985	33,701.00	58.00		5,000.00		(4,942.00)
136200	1985	32,662.00			2,816.00		(2,816.00)
136400	1985	244,216.00	75,535.00	8,976.00	410,597.00	(38,587.00)	(364,673.00)
136500	1985	335,524.00	106,998.00	11,628.00	650,531.00	(31,390.00)	(563,295.00)
136600	1985	12,231.00	3,439.00	742.00	4,807.00	(1,023.00)	(1,649.00)
136700	1985	91,883.00	33,104.00	5,921.00	40,056.00	(4,663.00)	(5,694.00)
136800	1985	572,242.00	20,800.00	3,376.00	17,010.00		7,166.00
136910	1985	5,200.00	3,690.00	354.00	7,671.00	(94.00)	(3,721.00)
136920	1985	79,987.00	22,947.00	6.00	180,278.00	(3,722.00)	(161,047.00)
137000	1985	118,196.00	1,551.00	288.00	664.00		1,175.00
137310	1985	184,583.00	61,948.00	7,863.00	30,456.00		39,355.00
137320	1985	45,940.00	30,160.00	4,763.00	3,073.00	(6,210.00)	25,640.00
137340	1985	4,226.00					-
137340	1985	215.00					-
139400	1985	183.00					-
139400	1985	-					-
139500	1985	884.00					-
139620	1985	-					-
235120	1985	110,552.00					-
235130	1985	4,627.00					-
235140	1985	128,728.00	100.00		157.00		(57.00)
235210	1985	330,734.00					-
235220	1985	241,330.00					-
235230	1985	4,360,096.00					-
235240	1985	1,378,120.00	28,820.00		291,281.00		(262,461.00)
235250	1985	1,197,451.00	27,626.00		227,089.00		(199,463.00)
235300	1985	1,115,981.00	149.00		1,944.00		(1,795.00)
235400	1985	469,290.00	4,305.00		221.00		4,084.00
235500	1985	69,599.00	1,229.00		391.00		838.00
235600	1985	52,643.00					-
235700	1985	7,519.00					-
236700	1985	25,785.00			1,043.00		(1,043.00)
237510	1985	278.00					-
237520	1985	-			-		-
237600	1985	303,208.00	3,285.00	3,285.00	67,392.00	(5,067.00)	(65,889.00)
237800	1985	3,117.00	1,982.00		1,355.00		627.00

Attachment to Response to DOD-FEA-1 Question No. 14

Louisville Gas & Electric Company
Salvage & Cost of Removal Study 1972 - Q1 2020

Page 1320 of 2358

Garrett/Spanos

Acct	Year	Ret	Salvage	CP Salvage	Removal	CP Removal	Net Salvage
237900	1985	1,766.00			49.00		(49.00)
238000	1985	348,062.00	(396.00)	(396.00)	407,898.00	244.00	(408,446.00)
238100	1985	103,748.00					-
238200	1985	7,238.00					-
238300	1985	6,285.00					-
238400	1985	2,561.00					-
239400	1985	1,422.00					-
239500	1985	398.00					-
239620	1985	1,095.00					-
339010	1985	4,238.00			5,959.00		(5,959.00)
339010	1985	8,166.00	152.00		14,248.00		(14,096.00)
339060	1985	1,280.00			73.00		(73.00)
339100	1985	162,055.00	8,270.00				8,270.00
339220	1985	-					-
339300	1985	789.00					-
339400	1985	2,767.00	150.00				150.00
339400	1985	2,641.00					-
339620	1985	648.00					-
339700	1985	50,961.00	2,354.00	33.00	5,378.00	(116.00)	(3,107.00)
131100	1986	83,061.00	10,787.00		29,750.00		(18,963.00)
131200	1986	4,583,696.00	23,452.00		2,041,987.00		(2,018,535.00)
131400	1986	18,073.00			813.00		(813.00)
131500	1986	13,971.00					-
131600	1986	7,808.00					-
133500	1986	335.00	12.00				12.00
135210	1986	17,761.00			15,241.00		(15,241.00)
135310	1986	237,354.00	66,121.00		65,583.00		538.00
135400	1986	-	-		-		-
135500	1986	49,007.00	6,933.00	4,552.00	43,923.00	(7,588.00)	(40,026.00)
135600	1986	13,323.00	18,127.00	9,729.00	34,477.00	(3,864.00)	(10,485.00)
136100	1986	3,285.00			5,654.00		(5,654.00)
136100	1986	4,245.00	1,613.00		3,592.00		(1,979.00)
136200	1986	190,622.00	3,793.00		65,297.00		(61,504.00)
136200	1986	170,265.00	62.00		33,929.00		(33,867.00)
136400	1986	327,100.00	169,634.00	13,957.00	535,905.00	(50,347.00)	(402,661.00)
136500	1986	734,893.00	201,787.00	15,228.00	662,152.00	(62,207.00)	(507,344.00)
136600	1986	31,146.00	3,866.00	956.00	11,410.00	(594.00)	(7,182.00)
136700	1986	200,003.00	67,745.00	9,560.00	93,047.00	(5,236.00)	(20,978.00)
136800	1986	955,707.00	54,213.00	1,121.00	467,535.00	1,034.00	(411,167.00)
136910	1986	3,660.00	1,856.00		6,477.00		(4,621.00)
136920	1986	96,670.00	36,700.00	15,314.00	189,717.00	(3,263.00)	(140,966.00)
137000	1986	469,663.00	1,529.00	(8.00)	153.00		1,368.00
137310	1986	321,810.00	123,041.00	9,286.00	90,176.00	(8,472.00)	33,679.00
137320	1986	120,740.00	144,238.00	64,352.00	27,554.00	(43,760.00)	137,276.00
137340	1986	7,513.00					-
137340	1986	690.00					-
139400	1986	10,046.00					-
139400	1986	5,528.00					-
139500	1986	6,288.00					-
139620	1986	-					-
235130	1986	(1,233.00)					-
235140	1986	1,718.00					-
235240	1986	13,574.00			11,464.00		(11,464.00)
235250	1986	23,771.00			15,118.00		(15,118.00)
235300	1986	24,142.00	1,644.00		4,723.00		(3,079.00)
235400	1986	483.00					-
235500	1986	393.00					-
235600	1986	759.00					-
235700	1986	2,993.00			148.00		(148.00)
236700	1986	-			-		-
237520	1986	-			-		-
237600	1986	462,023.00	34,141.00	33,937.00	92,961.00	(9,299.00)	(34,182.00)
237800	1986	31,769.00	8,184.00		7,144.00		1,040.00
237900	1986	6,457.00	4,402.00		285.00		4,117.00
238000	1986	230,064.00			289,929.00		(289,929.00)
238100	1986	117,384.00	22,966.00	19,251.00			42,217.00
238200	1986	8,477.00	1,566.00	1,313.00			2,879.00
238300	1986	5,507.00	1,044.00	875.00			1,919.00
238400	1986	2,350.00	522.00	438.00			960.00
239400	1986	4,954.00			-		-
239400	1986	1,241.00					-
239500	1986	-					-
239620	1986	-					-
339010	1986	23,388.00			18,015.00		(18,015.00)
339010	1986	-			-		-
339040	1986	752.00			17.00		(17.00)
339100	1986	29,646.00	1,169.00				1,169.00
339220	1986	-					-

Attachment to Response to DOD-FEA-1 Question No. 14

Louisville Gas & Electric Company
Salvage & Cost of Removal Study 1972 - Q1 2020

Page 1321 of 2358

Garrett/Spanos

Acct	Year	Ret	Salvage	CP Salvage	Removal	CP Removal	Net Salvage
339300	1986	3,471.00			91.00		(91.00)
339400	1986	2,480.00			15.00		(15.00)
339400	1986	772.00					-
339620	1986	-					-
339700	1986	70,934.00	772.00		5,416.00		(4,644.00)
131100	1987	125,887.00	69.00		20,183.00		(20,114.00)
131200	1987	5,711,646.00	7,564.00		882,146.00		(874,582.00)
131400	1987	43,600.00	17.00		2,606.00		(2,589.00)
131500	1987	807,408.00	926.00		95,681.00		(94,755.00)
131600	1987	5,311.00					-
133400	1987	4,583.00	132.00		2,770.00		(2,638.00)
133500	1987	-	-				-
134400	1987	5,000.00			1,209.00		(1,209.00)
135210	1987	5,215.00			-		-
135310	1987	409,677.00	155,385.00		90,072.00		65,313.00
135400	1987	-	-		-		-
135500	1987	76,286.00	919.00	297.00	73,033.00	(3,055.00)	(74,872.00)
135600	1987	26,816.00	(174.00)	(278.00)	14,691.00	(107.00)	(15,250.00)
136100	1987	11,854.00			560.00		(560.00)
136100	1987	1,426.00	-		133.00		(133.00)
136200	1987	628,151.00	56,997.00		33,270.00		23,727.00
136200	1987	42,750.00	-		3,001.00		(3,001.00)
136400	1987	205,456.00	161,249.00	9,164.00	378,673.00	(24,917.00)	(233,177.00)
136500	1987	201,036.00	157,780.00	8,967.00	370,527.00	(24,381.00)	(228,161.00)
136600	1987	22,046.00	6,321.00	247.00	12,857.00	(14.00)	(6,303.00)
136700	1987	156,282.00	65,556.00	5,781.00	33,221.00	(1,715.00)	36,401.00
136800	1987	662,152.00	41,628.00	-	14,562.00	-	27,066.00
136910	1987	11,475.00	5,439.00		5,913.00		(474.00)
136920	1987	79,882.00	62,694.00	3,563.00	147,230.00	(9,688.00)	(90,661.00)
137000	1987	507,099.00	5,646.00	-	5,543.00		103.00
137310	1987	277,917.00	218,118.00	12,396.00	512,224.00	(33,704.00)	(315,414.00)
137320	1987	101,319.00	55,382.00	19,593.00	3,266.00	(16,487.00)	55,222.00
137340	1987	3,344.00	21.00				21.00
137340	1987	230.00	1.00				1.00
139400	1987	5,380.00					-
139500	1987	2,019.00					-
139620	1987	1,559.00	48.00				48.00
235140	1987	-					-
235240	1987	-			-		-
235250	1987	(25.00)			-		-
235300	1987	94,114.00	2,329.00	1,693.00	4,465.00	(170.00)	(613.00)
235400	1987	-					-
235500	1987	3,950.00			590.00		(590.00)
235600	1987	13,241.00			7,656.00		(7,656.00)
235700	1987	-			-		-
236700	1987	83,400.00	119,180.00		379,068.00		(259,888.00)
237520	1987	5,414.00			-		-
237600	1987	293,096.00	8,652.00	8,507.00	99,943.00	(1,136.00)	(83,920.00)
237800	1987	1,457.00	-		1,214.00		(1,214.00)
237900	1987	5,341.00	3,452.00		99.00		3,353.00
238000	1987	281,537.00			318,085.00		(318,085.00)
238100	1987	117,585.00	1,394.00	-			1,394.00
238200	1987	9,752.00	115.00	-			115.00
238300	1987	1,494.00	17.00	-			17.00
238400	1987	601.00	8.00	-			8.00
239400	1987	728.00			54.00		(54.00)
239500	1987	6,032.00					-
239620	1987	7,200.00					-
339010	1987	-			-		-
339010	1987	1,431.00			-		-
339060	1987	1,009.00			138.00		(138.00)
339100	1987	88,144.00	5,120.00				5,120.00
339220	1987	404.00					-
339300	1987	17,005.00			-		-
339400	1987	-			-		-
339400	1987	2,628.00	62.00				62.00
339620	1987	200.00					-
339700	1987	27,034.00	181.00		2,536.00		(2,355.00)
339800	1987	2,529.00					-
131100	1988	19,638.00					-
131200	1988	981,609.00	(84.00)		220,046.00		(220,130.00)
131400	1988	122,693.00					-
131500	1988	12,928.00	(10.00)		3,297.00		(3,307.00)
131600	1988	1,311.00					-
133100	1988	1,519.00					-
133400	1988	9,437.00			6,306.00		(6,306.00)
133500	1988	3,546.00					-
134400	1988	290.00					-

Attachment to Response to DOD-FEA-1 Question No. 14

Louisville Gas & Electric Company
Salvage & Cost of Removal Study 1972 - Q1 2020

Page 1322 of 2358

Garrett/Spanos

Acct	Year	Ret	Salvage	CP Salvage	Removal	CP Removal	Net Salvage
135210	1988	13,043.00					-
135310	1988	530,419.00	246,275.00		92,126.00		154,149.00
135400	1988	-					-
135500	1988	104,755.00	3,889.00	2,069.00	42,891.00	(1,242.00)	(38,175.00)
135600	1988	56,186.00	1,884.00	711.00	34,075.00	(230.00)	(31,710.00)
136100	1988	1,142.00					-
136100	1988	-					-
136200	1988	138,598.00			49,179.00		(49,179.00)
136200	1988	62,630.00			3,442.00		(3,442.00)
136400	1988	326,944.00	237,764.00	12,598.00	297,521.00	(29,242.00)	(76,401.00)
136500	1988	629,361.00	457,692.00	24,250.00	572,723.00	(56,291.00)	(147,072.00)
136600	1988	17,311.00	2,215.00	247.00	10,687.00	(303.00)	(8,528.00)
136700	1988	142,346.00	101,628.00	6,286.00	31,419.00	(4,356.00)	72,139.00
136800	1988	570,247.00	1,416.00	1,867.00	37,991.00		(34,708.00)
136910	1988	2,136.00	63.00		2,155.00		(2,092.00)
136920	1988	75,797.00	55,122.00	2,921.00	68,976.00	(6,779.00)	(17,712.00)
137000	1988	397,772.00	3,866.00		4,332.00		(466.00)
137310	1988	342,842.00	249,326.00	13,210.00	311,988.00	(30,664.00)	(80,116.00)
137320	1988	75,606.00	44,719.00	11,447.00	18,444.00	(1,636.00)	36,086.00
137340	1988	21,414.00	36.00	48.00	962.00		(878.00)
137340	1988	762.00					-
139400	1988	800.00					-
139400	1988	3,166.00					-
139500	1988	5,866.00					-
139620	1988	811.00					-
235140	1988	1,262.00			40.00		(40.00)
235230	1988	2,436,066.00					-
235240	1988	247,022.00	(1,921.00)	(1,921.00)	5,824.00		(9,666.00)
235250	1988	314,880.00	(1,187.00)	(1,187.00)	6,804.00		(9,178.00)
235300	1988	415,320.00					-
235400	1988	-					-
235600	1988	-					-
235700	1988	1,283.00			43.00		(43.00)
236700	1988	-					-
237520	1988	-					-
237600	1988	165,500.00	31,584.00	32,869.00	60,202.00	(7,773.00)	(3,522.00)
237800	1988	11,121.00	1,142.00		1,391.00		(249.00)
237900	1988	22,533.00					-
238000	1988	247,152.00	(16.00)		505,594.00		(505,610.00)
238100	1988	136,792.00	8,065.00				8,065.00
238200	1988	6,294.00					-
238300	1988	11,379.00					-
238400	1988	4,702.00					-
239400	1988	2,016.00					-
239500	1988	-					-
239620	1988	418.00					-
339010	1988	28,289.00			2,068.00		(2,068.00)
339010	1988	5,936.00	1,143.00		619.00		524.00
339100	1988	274,035.00	12,543.00	11,400.00	(20.00)		23,963.00
339220	1988	4,342.00					-
339300	1988	-					-
339400	1988	2,163.00	52.00				52.00
339400	1988	-					-
339620	1988	257.00	125.00				125.00
339700	1988	33,348.00	578.00	506.00	2,420.00	(158.00)	(1,494.00)
131100	1989	4,499.00					-
131200	1989	1,150,890.00			29,619.00		(29,619.00)
131400	1989	-					-
131500	1989	97,796.00	-		-		-
131600	1989	318.00	175.00				175.00
133400	1989	74,507.00			2,186.00		(2,186.00)
133500	1989	225.00					-
135210	1989	-					-
135310	1989	27,770.00			902.00		(902.00)
135310	1989	73,189.00	5,536.00		8,344.00		(2,808.00)
135400	1989	3,250.00	-	-	-	(8,836.00)	(8,836.00)
135500	1989	131,938.00	52,868.00	33,139.00	109,983.00	(8,968.00)	(32,944.00)
135600	1989	36,537.00	22,837.00	15,696.00	31,313.00	(10,980.00)	(3,760.00)
136100	1989	2,985.00			225.00		(225.00)
136100	1989	-					-
136200	1989	84,697.00	2,803.00		7,974.00		(5,171.00)
136200	1989	233,586.00	4,818.00		33,229.00		(28,411.00)
136400	1989	251,258.00	163,339.00	4,767.00	197,053.00	(21,516.00)	(50,463.00)
136500	1989	612,376.00	398,098.00	11,619.00	480,265.00	(52,443.00)	(122,991.00)
136600	1989	27,180.00	5,791.00	213.00	4,561.00	(161.00)	1,282.00
136700	1989	185,975.00	115,195.00	2,205.00	85,975.00	(1,606.00)	29,819.00
136800	1989	276,028.00	5,540.00	(195.00)	370,908.00		(365,563.00)
136910	1989	12,193.00	5,341.00		11,112.00		(5,771.00)

Attachment to Response to DOD-FEA-1 Question No. 14

Louisville Gas & Electric Company
Salvage & Cost of Removal Study 1972 - Q1 2020

Page 1323 of 2358

Garrett/Spanos

Acct	Year	Ret	Salvage	CP Salvage	Removal	CP Removal	Net Salvage
136920	1989	66,533.00	43,274.00	1,262.00	52,209.00	(5,685.00)	(13,358.00)
137000	1989	509,256.00	60,395.00		43,076.00		17,319.00
137310	1989	529,400.00	344,326.00	10,044.00	415,426.00	(45,234.00)	(106,290.00)
137320	1989	164,400.00	47,256.00	-	30,599.00	(220.00)	16,437.00
137340	1989	1,675.00	37.00	36.00	3,685.00		(3,612.00)
137340	1989	85.00					-
139400	1989	2,110.00					-
139500	1989	5,813.00					-
139620	1989	-					-
235120	1989	200.00					-
235140	1989	2,594.00	1,472.00	27.00	3,698.00	173.00	(2,026.00)
235240	1989	13,281.00	-	-	-		-
235250	1989	7,178.00	-	-	-		-
235300	1989	45,430.00			1,128.00		(1,128.00)
235400	1989	-					-
235500	1989	2,566.00			-		-
235600	1989	3,331.00			-		-
235700	1989	-			-		-
236700	1989	17,304.00	-		-		-
237520	1989	-					-
237600	1989	189,730.00	3,844.00	3,844.00	45,084.00	(2,895.00)	(40,291.00)
237800	1989	10,828.00	403.00		1,829.00		(1,426.00)
237900	1989	-					-
238000	1989	481,388.00	71.00		520,680.00		(520,609.00)
238100	1989	55,046.00	341.00		(433.00)		774.00
238200	1989	6,050.00					-
238300	1989	6,433.00					-
238400	1989	3,783.00					-
239400	1989	-					-
239500	1989	-					-
239620	1989	-					-
339010	1989	13,615.00			8,476.00		(8,476.00)
339010	1989	54,746.00	449.00		46,762.00		(46,313.00)
339100	1989	148,577.00	1,156.00	-	215.00		941.00
339220	1989	10,269.00	2,111.00				2,111.00
339300	1989	-					-
339400	1989	10,904.00	1,654.00		61,113.00		(59,459.00)
339400	1989	4,693.00	2,488.00				2,488.00
339620	1989	1,574.00	841.00				841.00
339700	1989	44,524.00	4,140.00	-	10,469.00	-	(6,329.00)
131100	1990	-					-
131200	1990	274,896.00			45,528.00		(45,528.00)
131400	1990	15,000.00					-
131500	1990	76,484.00	2,100.00		(16,433.00)		18,533.00
131600	1990	17,214.00			(1,000.00)		1,000.00
133500	1990	-					-
135210	1990	-					-
135310	1990	30,997.00			2,527.00		(2,527.00)
135400	1990	-					-
135500	1990	70,809.00	15,867.00	9,351.00	33,074.00	(7,260.00)	(15,116.00)
135600	1990	157,597.00	10,991.00	1,229.00	31,997.00	(1,349.00)	(21,126.00)
136100	1990	-					-
136100	1990	-					-
136200	1990	27,794.00			1,912.00		(1,912.00)
136200	1990	1,726.00	11.00		8,501.00		(8,490.00)
136400	1990	232,795.00	168,011.00	11,213.00	232,977.00	(17,834.00)	(71,587.00)
136500	1990	574,864.00	414,886.00	27,689.00	575,312.00	(44,039.00)	(176,776.00)
136600	1990	56,366.00	21,480.00	10,939.00	12,378.00	(4,150.00)	15,891.00
136700	1990	192,163.00	88,746.00	29,158.00	54,750.00	(13,930.00)	49,224.00
136800	1990	170,575.00	8,859.00		(15,313.00)		24,172.00
136910	1990	11,156.00	1,556.00		6,640.00		(5,084.00)
136920	1990	64,751.00	46,732.00	3,119.00	64,802.00	(4,960.00)	(19,911.00)
137000	1990	269,810.00	3,617.00		37,279.00		(33,662.00)
137310	1990	392,777.00	283,472.00	18,919.00	393,084.00	(30,089.00)	(120,782.00)
137320	1990	145,133.00	28,160.00	(139.00)	49,593.00	(204.00)	(21,776.00)
137340	1990	1,986.00	89.00		(177.00)		266.00
137340	1990	79.00					-
139400	1990	5,585.00					-
139500	1990	-					-
139620	1990	599.00					-
235140	1990	-					-
235240	1990	5,294.00					-
235250	1990	4,000.00					-
235300	1990	16,428.00					-
235400	1990	-					-
235600	1990	14,016.00					-
235700	1990	-					-
236700	1990	11,135.00					-

Attachment to Response to DOD-FEA-1 Question No. 14

Louisville Gas & Electric Company
Salvage & Cost of Removal Study 1972 - Q1 2020

Page 1324 of 2358

Garrett/Spanos

Acct	Year	Ret	Salvage	CP Salvage	Removal	CP Removal	Net Salvage
237520	1990	990.00					-
237600	1990	150,123.00	17,522.00	17,522.00	26,229.00	(5,508.00)	3,307.00
237800	1990	12,149.00	2,276.00		3,090.00		(814.00)
237900	1990	41,822.00					-
238000	1990	442,828.00			549,593.00		(549,593.00)
238100	1990	99,180.00	882.00		(6,543.00)		7,425.00
238200	1990	10,525.00					-
238300	1990	6,039.00					-
238400	1990	3,634.00					-
239400	1990	-					-
239500	1990	-					-
239620	1990	-					-
339010	1990	-					-
339010	1990	297.00					-
339040	1990	1,694.00					-
339060	1990	1,139.00					-
339100	1990	927,696.00	25,036.00		(194.00)		25,230.00
339220	1990	-					-
339300	1990	-					-
339400	1990	-					-
339400	1990	-					-
339620	1990	-					-
339700	1990	157,605.00			5,806.00		(5,806.00)
131100	1991	67,462.00			17,694.00		(17,694.00)
131200	1991	514,723.00			1,963.00		(1,963.00)
131400	1991	1,406,443.00					-
131500	1991	313,936.00			1,028.00		(1,028.00)
131600	1991	15,986.00					-
133500	1991	-					-
133500	1991	525.00					-
134300	1991	8,498.00					-
135210	1991	4,469.00			500.00		(500.00)
135310	1991	129,160.00			3,993.00		(3,993.00)
135400	1991	8,495.00			2,035.00		(2,035.00)
135500	1991	139,613.00	2,581.00	(1,236.00)	42,345.00	2,236.00	(38,764.00)
135600	1991	141,259.00	3,977.00	(1,653.00)	48,614.00	3,316.00	(42,974.00)
136100	1991	210.00			479.00		(479.00)
136100	1991	-					-
136200	1991	183,243.00			17,379.00		(17,379.00)
136200	1991	162,590.00			810.00		(810.00)
136400	1991	230,349.00	161,299.00	4,472.00	208,421.00	(14,250.00)	(56,900.00)
136500	1991	806,506.00	564,748.00	15,656.00	729,733.00	(49,893.00)	(199,222.00)
136600	1991	17,777.00	552.00	176.00	9,973.00	(138.00)	(9,383.00)
136700	1991	202,959.00	42,684.00	3,245.00	130,649.00	(2,288.00)	(87,008.00)
136800	1991	221,603.00	53,954.00	(34.00)	15,120.00		38,800.00
136910	1991	1,172.00	49.00		2,750.00		(2,701.00)
136920	1991	48,468.00	33,939.00	941.00	43,854.00	(2,998.00)	(11,972.00)
137000	1991	306,721.00	1,644.00		33,402.00		(31,758.00)
137310	1991	338,835.00	237,266.00	6,578.00	306,581.00	(20,961.00)	(83,698.00)
137320	1991	114,736.00	7,252.00	1,175.00	37,842.00	(7,901.00)	(37,316.00)
137340	1991	11,303.00	2,993.00	(2.00)	839.00		2,152.00
137340	1991	555.00					-
139400	1991	2,205.00					-
139400	1991	7,634.00					-
139500	1991	-					-
139620	1991	900.00					-
235140	1991	-					-
235240	1991	17,326.00			3,313.00		(3,313.00)
235250	1991	26,100.00			5,194.00		(5,194.00)
235300	1991	61,296.00	614.00		1,150.00		(536.00)
235400	1991	4,797.00			363.00		(363.00)
235600	1991	4,736.00					-
235700	1991	-					-
236700	1991	9,540.00			256.00		(256.00)
237520	1991	607.00					-
237600	1991	263,641.00	1,203.00	1,203.00	72,307.00	(341.00)	(70,242.00)
237800	1991	12,634.00			843.00		(843.00)
237900	1991	38,238.00					-
238000	1991	520,043.00			891,568.00		(891,568.00)
238100	1991	95,454.00	911.00				911.00
238200	1991	10,450.00					-
238300	1991	20,519.00					-
238400	1991	7,205.00					-
238700	1991	6,897.00	651.00				651.00
239400	1991	-					-
239500	1991	20,443.00					-
239620	1991	30,448.00					-
339010	1991	500.00					-

Attachment to Response to DOD-FEA-1 Question No. 14

Louisville Gas & Electric Company
Salvage & Cost of Removal Study 1972 - Q1 2020

Page 1325 of 2358

Garrett/Spanos

Acct	Year	Ret	Salvage	CP Salvage	Removal	CP Removal	Net Salvage
339010	1991	237.00					-
339100	1991	71,379.00	215.00				215.00
339220	1991	15,794.00	1,490.00				1,490.00
339300	1991	-					-
339400	1991	565.00					-
339400	1991	-					-
339620	1991	-					-
339700	1991	60,019.00	2,351.00	2,351.00	(474.00)	(1,725.00)	3,451.00
131100	1992	141,612.00			1,588.00		(1,588.00)
131200	1992	657,502.00			(37,558.00)		37,558.00
131400	1992	15,000.00					-
131500	1992	61,486.00			10,547.00		(10,547.00)
131600	1992	5,162.00					-
133500	1992	-					-
135210	1992	5,166.00			18.00		(18.00)
135310	1992	105,050.00			10,953.00		(10,953.00)
135400	1992	131,331.00	804.00		51,528.00	(904.00)	(51,628.00)
135500	1992	55,786.00	2,890.00	1,443.00	5,435.00	(187.00)	(1,289.00)
135600	1992	122,126.00	4,001.00	428.00	12,173.00	(75.00)	(7,819.00)
136100	1992	1,774.00			36.00		(36.00)
136100	1992	500.00	-		-		-
136200	1992	26,822.00			100.00		(100.00)
136200	1992	233,626.00			338.00		(338.00)
136400	1992	167,920.00	100,073.00	1,792.00	174,775.00	(12,200.00)	(85,110.00)
136500	1992	472,440.00	281,553.00	5,042.00	491,727.00	(34,324.00)	(239,456.00)
136600	1992	17,070.00	896.00		3,150.00	-	(2,254.00)
136700	1992	113,814.00	12,459.00	(1,260.00)	37,334.00	(817.00)	(26,952.00)
136800	1992	432,054.00	78,434.00	-	10,061.00		68,373.00
136910	1992	6,267.00	1,499.00		16,177.00		(14,678.00)
136920	1992	26,611.00	15,859.00	284.00	27,697.00	(1,933.00)	(13,487.00)
137000	1992	500,495.00	8,146.00		42,423.00		(34,277.00)
137310	1992	316,197.00	188,439.00	3,375.00	329,106.00	(22,972.00)	(160,264.00)
137320	1992	67,771.00	10,266.00	2,827.00	15,323.00	(1,274.00)	(3,504.00)
137340	1992	2,359.00	389.00	-	43.00		346.00
137340	1992	101.00					-
139220	1992	15,173.00	2,683.00		5.00		2,678.00
139400	1992	4,977.00					-
139500	1992	1,873.00					-
139620	1992	256.00					-
235120	1992	2,102.00					-
235140	1992	2,000.00					-
235240	1992	23,812.00			-		-
235250	1992	58,108.00			-		-
235300	1992	85,490.00	-		308.00		(308.00)
235400	1992	21,418.00			1,410.00		(1,410.00)
235600	1992	9,743.00			8,133.00		(8,133.00)
235700	1992	10,874.00			-		-
236700	1992	116,707.00			-		-
237520	1992	15,943.00			300.00		(300.00)
237600	1992	209,976.00	4,931.00	4,931.00	32,063.00	(1,196.00)	(23,397.00)
237800	1992	130,889.00			5,761.00		(5,761.00)
237900	1992	78,537.00	2,330.00				2,330.00
238000	1992	514,645.00			1,215,601.00	(207.00)	(1,215,808.00)
238100	1992	619,939.00	63.00				63.00
238200	1992	113,689.00					-
238300	1992	21,514.00			93.00		(93.00)
238400	1992	18,766.00			81.00		(81.00)
239220	1992	8,769.00	1,914.00		8.00	-	1,906.00
239400	1992	3,017.00	-		(8,012.00)		8,012.00
239400	1992	1,074.00					-
239500	1992	-					-
239620	1992	5,997.00	750.00				750.00
339010	1992	-					-
339010	1992	-					-
339100	1992	3,139,514.00	1,318.00				1,318.00
339220	1992	3,338.00	-				-
339300	1992	-					-
339400	1992	32,327.00	2,264.00				2,264.00
339400	1992	42,295.00	7,229.00				7,229.00
339620	1992	100.00	778.00				778.00
339700	1992	51,909.00	1,954.00	558.00	4,843.00	(339.00)	(2,670.00)
131100	1993	279,758.00			44,837.00		(44,837.00)
131200	1993	727,737.00	8,692.00		(130,969.00)		139,661.00
131400	1993	22,000.00			524.00		(524.00)
131500	1993	473,682.00			(6,732.00)		6,732.00
131600	1993	137,323.00					-
133100	1993	19,092.00			5,937.00		(5,937.00)
134400	1993	2,000.00			196.00		(196.00)

Attachment to Response to DOD-FEA-1 Question No. 14

Louisville Gas & Electric Company
Salvage & Cost of Removal Study 1972 - Q1 2020

Page 1326 of 2358

Garrett/Spanos

Acct	Year	Ret	Salvage	CP Salvage	Removal	CP Removal	Net Salvage
135210	1993	28,316.00			949.00		(949.00)
135310	1993	204,560.00	5,264.00		31,374.00		(26,110.00)
135400	1993	-					-
135500	1993	19,383.00	2,293.00	2,293.00	8,553.00	(1,528.00)	(5,495.00)
135600	1993	21,079.00	1,563.00	1,554.00	1,893.00	(2,053.00)	(829.00)
136100	1993	12,449.00			1,105.00		(1,105.00)
136100	1993						-
136200	1993	22,379.00					-
136200	1993	66,582.00					-
136400	1993	176,283.00	62,759.00	597.00	168,194.00	(11,989.00)	(116,827.00)
136500	1993	534,481.00	183,514.00	1,746.00	495,651.00	(35,057.00)	(345,448.00)
136600	1993	2,544.00	39.00	20.00	2,780.00	(46.00)	(2,767.00)
136700	1993	73,068.00	10,762.00	-	78,295.00	1,698.00	(65,835.00)
136800	1993	482,224.00	107,697.00	-	81,251.00	12,178.00	38,624.00
136910	1993	87,670.00	1,404.00		32,803.00		(31,399.00)
136920	1993	31,909.00	11,360.00	108.00	30,445.00	(2,170.00)	(21,147.00)
137000	1993	467,650.00	14,632.00		42,980.00		(28,348.00)
137310	1993	365,761.00	127,423.00	1,213.00	343,076.00	(24,341.00)	(238,781.00)
137320	1993	69,450.00	2,913.00	42.00	29,167.00	(99.00)	(26,311.00)
137340	1993	-					-
137340	1993	-					-
139220	1993	5,270.00	-		270.00		(270.00)
139400	1993	7,190.00					-
139400	1993	11,274.00					-
139500	1993	132.00					-
139620	1993	-					-
235240	1993	-					-
235250	1993	15,155.00			-		-
235300	1993	26,349.00					-
235400	1993	3,927.00					-
235600	1993	14,757.00					-
236700	1993	37,225.00			-		-
237520	1993	1,314.00			92.00		(92.00)
237600	1993	268,410.00	193.00	193.00	18,996.00	(92.00)	(18,702.00)
237800	1993	27,466.00			3,182.00		(3,182.00)
237900	1993	-					-
238000	1993	985,624.00			880,392.00	(260.00)	(880,652.00)
238100	1993	462,069.00			(1,806.00)		1,806.00
238200	1993	75,350.00			(294.00)		294.00
238300	1993	11,695.00					-
238400	1993	7,339.00					-
239400	1993	-			-		-
239500	1993	-					-
239620	1993	-					-
339010	1993	24,641.00					-
339010	1993	45,264.00			9,139.00		(9,139.00)
339100	1993	46,948.00	957.00				957.00
339220	1993	431.00	-				-
339300	1993	7,909.00					-
339400	1993	-					-
339400	1993	-					-
339700	1993	64,042.00			2,666.00		(2,666.00)
131100	1994	52,490.00					-
131200	1994	518,558.00	4,250.00		102,303.00		(98,053.00)
131400	1994	110,318.00			22,262.00		(22,262.00)
131500	1994	22,000.00					-
131600	1994	-					-
135210	1994	11,420.00			541.00		(541.00)
135310	1994	131,400.00	24,844.00	9,200.00	5,789.00	(448.00)	27,807.00
135400	1994	-					-
135500	1994	85,604.00	20,099.00	17,484.00	12,095.00	(8,494.00)	16,994.00
135600	1994	96,818.00	13,317.00	6,125.00	17,323.00	(3,285.00)	(1,166.00)
136100	1994	39,323.00			651.00		(651.00)
136100	1994						-
136200	1994	103,048.00	91.00		559.00		(468.00)
136200	1994	54,420.00			444.00		(444.00)
136400	1994	194,097.00	48,428.00	8,490.00	236,526.00	(13,833.00)	(193,441.00)
136500	1994	280,298.00	70,724.00	12,399.00	345,425.00	(20,202.00)	(282,504.00)
136600	1994	1,717.00	52.00		381.00		(329.00)
136700	1994	102,703.00	25,973.00	2,946.00	64,417.00	(1,411.00)	(36,909.00)
136800	1994	2,774,303.00	190,848.00	159,308.00	74,767.00		275,389.00
136910	1994	3,677.00	231.00		16,746.00		(16,515.00)
136920	1994	14,263.00	3,604.00	632.00	17,602.00	(1,029.00)	(14,395.00)
137000	1994	595,584.00	66,339.00		28,989.00		37,350.00
137310	1994	419,634.00	106,029.00	18,589.00	517,857.00	(30,287.00)	(423,526.00)
137320	1994	89,719.00	11,966.00	24.00	33,943.00	(73.00)	(22,026.00)
137340	1994	-					-
137340	1994	-					-

Attachment to Response to DOD-FEA-1 Question No. 14

Louisville Gas & Electric Company
Salvage & Cost of Removal Study 1972 - Q1 2020

Page 1327 of 2358

Garrett/Spanos

Acct	Year	Ret	Salvage	CP Salvage	Removal	CP Removal	Net Salvage
139220	1994	-					-
139400	1994	-					-
139400	1994	-					-
139500	1994	418.00					-
139620	1994	-					-
235240	1994	-					-
235250	1994	9,352.00					-
235300	1994	-					-
235400	1994	15,000.00					-
235600	1994	-					-
237510	1994	1,762.00			31.00		(31.00)
237520	1994	7,197.00					-
237600	1994	144,869.00	5,395.00	5,395.00	7,268.00	(834.00)	2,688.00
237800	1994	4,488.00			12,749.00		(12,749.00)
237900	1994	25,570.00					-
238000	1994	361,527.00			540,459.00		(540,459.00)
238100	1994	292,508.00	6,725.00		(52.00)		6,777.00
238200	1994	43,956.00					-
238300	1994	-					-
238400	1994	-					-
239220	1994	3,255.00	400.00		-		400.00
239400	1994	603.00	-		-		-
239500	1994	-					-
239620	1994	-					-
339010	1994	-					-
339010	1994	(2,931.00)					-
339040	1994	525.00					-
339060	1994	761.00					-
339100	1994	-					-
339220	1994	128,910.00	78,304.00		304.00		78,000.00
339300	1994	-					-
339400	1994	-					-
339400	1994	561,980.00	108,578.00		8,912.00		99,666.00
339500	1994	24,958.00	4,822.00		396.00		4,426.00
339620	1994	370,828.00	71,646.00		5,881.00		65,765.00
339700	1994	43,479.00	458.00		1,452.00		(994.00)
131100	1995	258,855.00	1,279.00		21,369.00	(4.00)	(20,094.00)
131200	1995	8,391,354.00	41,471.00		687,152.00	(139.00)	(645,820.00)
131400	1995	4,566,240.00	22,567.00		376,944.00	(75.00)	(354,452.00)
131500	1995	822,779.00	4,066.00		67,921.00	(14.00)	(63,869.00)
131600	1995	114,896.00	568.00		9,485.00	(2.00)	(8,919.00)
133100	1995	8,621.00			940.00		(940.00)
133100	1995	237.00			26.00		(26.00)
133200	1995	1,016.00			111.00		(111.00)
133400	1995	143,390.00			15,641.00		(15,641.00)
133500	1995	1,603.00			175.00		(175.00)
133500	1995	920.00			100.00		(100.00)
134300	1995	13,003.00			479.00		(479.00)
134400	1995	16,367.00			603.00		(603.00)
134500	1995	36,041.00			1,329.00		(1,329.00)
134600	1995	1,263.00			47.00		(47.00)
135210	1995	3,295.00	57.00		95.00		(38.00)
135310	1995	582,642.00	9,988.00		16,868.00		(6,880.00)
135400	1995	-					-
135500	1995	27,541.00	1,127.00	7,052.00	32,034.00	(776.00)	(24,631.00)
135600	1995	33,122.00	1,356.00	8,481.00	38,526.00	(933.00)	(29,622.00)
136100	1995	22,668.00	410.00		210.00	(5.00)	195.00
136100	1995	-					-
136200	1995	294,542.00	5,321.00		2,734.00	(63.00)	2,524.00
136200	1995	349,800.00	6,319.00		3,247.00	(75.00)	2,997.00
136400	1995	165,819.00	13,724.00		229,233.00	(46.00)	(215,555.00)
136500	1995	348,063.00	28,807.00		481,174.00	(96.00)	(452,463.00)
136600	1995	18,148.00	1,502.00		25,088.00	(5.00)	(23,591.00)
136700	1995	214,389.00	17,744.00		296,378.00	(59.00)	(278,693.00)
136800	1995	(762,161.00)	63,080.00	-	1,053,638.00	211.00	(990,347.00)
136910	1995	2,923.00	242.00		4,041.00	(1.00)	(3,800.00)
136920	1995	11,188.00	926.00		15,467.00	(3.00)	(14,544.00)
137000	1995	318,861.00	26,390.00		440,805.00	(88.00)	(414,503.00)
137310	1995	346,204.00	28,653.00		478,604.00	(96.00)	(450,047.00)
137320	1995	181,761.00	15,043.00		251,273.00	(50.00)	(236,280.00)
137340	1995	-					-
137340	1995	-					-
139220	1995	-					-
139400	1995	8,309.00	214.00		2.00		212.00
139400	1995	-					-
139500	1995	46,025.00	1,186.00		8.00		1,178.00
139620	1995	-					-
235240	1995	2,911.00			1,694.00		(1,694.00)

Attachment to Response to DOD-FEA-1 Question No. 14

Louisville Gas & Electric Company
Salvage & Cost of Removal Study 1972 - Q1 2020

Page 1328 of 2358

Garrett/Spanos

Acct	Year	Ret	Salvage	CP Salvage	Removal	CP Removal	Net Salvage
235250	1995	4,276.00			2,488.00		(2,488.00)
235300	1995	18,779.00			10,925.00		(10,925.00)
235400	1995	4,556.00			2,651.00		(2,651.00)
235600	1995	149,973.00			87,247.00		(87,247.00)
237520	1995	-					-
237600	1995	195,058.00	2,158.00	31,171.00	109,917.00	(18,177.00)	(94,765.00)
237800	1995	13,973.00	1,769.00	3,700.00	7,039.00	(4,000.00)	(5,570.00)
237900	1995	245.00	31.00	65.00	123.00	(70.00)	(97.00)
238000	1995	478,218.00	5,292.00	76,421.00	269,480.00	(44,563.00)	(232,330.00)
238100	1995	385,541.00	4,266.00	61,611.00	217,256.00	(35,927.00)	(187,306.00)
238200	1995	77,216.00	854.00	12,339.00	43,512.00	(7,195.00)	(37,514.00)
238300	1995	101,036.00	1,118.00	16,146.00	56,935.00	(9,415.00)	(49,086.00)
238400	1995	14,886.00	165.00	2,379.00	8,389.00	(1,387.00)	(7,232.00)
239220	1995	24,778.00					-
239400	1995	69,094.00	15,502.00				15,502.00
239400	1995	8,585.00	1,926.00				1,926.00
239500	1995	16,412.00	3,682.00				3,682.00
239620	1995	-					-
339010	1995	3,418,073.00			44,439.00		(44,439.00)
339010	1995	81,451.00			1,059.00		(1,059.00)
339040	1995	-					-
339060	1995	-					-
339100	1995	79,104.00	1,050.00		1,386.00		(336.00)
339220	1995	-					-
339300	1995	25,981.00			46.00		(46.00)
339400	1995	7,086.00			12.00		(12.00)
339400	1995	-					-
339700	1995	1,667,024.00	281.00		21,942.00		(21,661.00)
131100	1996	135,288.00	6,329.00		54,054.00	(131.00)	(47,856.00)
131200	1996	2,043,488.00	95,593.00		612,578.00	(1,976.00)	(518,961.00)
131400	1996	1,314,385.00	61,486.00		529,534.00	(1,271.00)	(469,319.00)
131500	1996	348,770.00	16,315.00		140,511.00	(337.00)	(124,533.00)
131600	1996	386,595.00	18,085.00		155,750.00	(374.00)	(138,039.00)
133500	1996	4,073.00					-
134400	1996	50,000.00			5,018.00		(5,018.00)
135210	1996	5,519.00			37.00		(37.00)
135310	1996	449,821.00			3,000.00		(3,000.00)
135400	1996	26,231.00	5,363.00	917.00	50,281.00	(127.00)	(44,128.00)
135500	1996	20,902.00	4,274.00	730.00	40,066.00	(101.00)	(35,163.00)
135600	1996	67,890.00	13,881.00	2,373.00	130,137.00	(329.00)	(114,212.00)
136100	1996	45,010.00			1,134.00	(854.00)	(1,988.00)
136100	1996	-					-
136200	1996	1,449,388.00			36,529.00	(27,493.00)	(64,022.00)
136200	1996	2,852.00			72.00	(54.00)	(126.00)
136400	1996	202,113.00	25,816.00	4,472.00	101,841.00	(9,518.00)	(81,071.00)
136500	1996	388,888.00	49,672.00	8,605.00	195,954.00	(18,314.00)	(155,991.00)
136600	1996	16,344.00	2,088.00	362.00	8,235.00	(770.00)	(6,555.00)
136700	1996	408,232.00	52,143.00	9,033.00	205,701.00	(19,225.00)	(163,750.00)
136800	1996	395,687.00	50,541.00	8,756.00	199,380.00	(18,635.00)	(158,718.00)
136910	1996	-					-
136920	1996	11,661.00	1,490.00	258.00	5,876.00	(549.00)	(4,677.00)
137000	1996	246,480.00	31,483.00	5,454.00	124,197.00	(11,608.00)	(98,868.00)
137310	1996	413,959.00	52,875.00	9,160.00	208,587.00	(19,495.00)	(166,047.00)
137320	1996	481,179.00	61,461.00	10,648.00	242,458.00	(22,661.00)	(193,010.00)
137340	1996	-					-
137340	1996	-					-
139220	1996	-					-
139400	1996	3,539.00					-
139400	1996	1,212.00					-
139500	1996	9,396.00					-
139620	1996	62,362.00					-
235240	1996	21,155.00			2,095.00		(2,095.00)
235250	1996	23,940.00			2,371.00		(2,371.00)
235300	1996	127,839.00			12,661.00		(12,661.00)
235400	1996	5,047.00			500.00		(500.00)
235600	1996	32,747.00			3,243.00		(3,243.00)
237520	1996	230,334.00	1,703.00		1,590.00		113.00
237600	1996	389,237.00	7,611.00	498.00	111,637.00	(5,149.00)	(108,677.00)
237800	1996	12,427.00	92.00		86.00		6.00
237900	1996	689.00	5.00		5.00		-
238000	1996	940,163.00	18,383.00	1,202.00	269,649.00	(12,436.00)	(262,500.00)
238100	1996	474,521.00	9,279.00	607.00	136,097.00	(6,277.00)	(132,488.00)
238200	1996	161,191.00	3,152.00	206.00	46,231.00	(2,132.00)	(45,005.00)
238300	1996	-					-
238400	1996	-					-
239220	1996	21,671.00					-
239400	1996	18,483.00					-
239400	1996	5,733.00					-

Attachment to Response to DOD-FEA-1 Question No. 14

Louisville Gas & Electric Company
Salvage & Cost of Removal Study 1972 - Q1 2020

Page 1329 of 2358

Garrett/Spanos

Acct	Year	Ret	Salvage	CP Salvage	Removal	CP Removal	Net Salvage
239500	1996	-					-
239620	1996	83,142.00					-
339010	1996	-					-
339010	1996	4,379.00	3,450.00		34,184.00		(30,734.00)
339040	1996	-					-
339060	1996	-					-
339100	1996	-					-
339220	1996	-					-
339300	1996	4,526.00	5,845.00				5,845.00
339400	1996	-					-
339400	1996	-					-
339700	1996	808,552.00			5,046.00		(5,046.00)
131100	1997	70,532.00	8,625.00		8,504.00		121.00
131200	1997	1,563,889.00	191,250.00		188,562.00		2,688.00
131400	1997	612,710.00	74,929.00		73,876.00		1,053.00
131500	1997	1,032,181.00	126,227.00		124,452.00		1,775.00
131600	1997	63,113.00	7,719.00		7,610.00		109.00
133100	1997	400.00	-		10,359.00		(10,359.00)
134400	1997	50,000.00	-		342.00		(342.00)
135310	1997	304,959.00	14,615.00		33,813.00		(19,198.00)
135500	1997	354,471.00	16,988.00		39,303.00		(22,315.00)
135600	1997	220,263.00	10,557.00		24,422.00		(13,865.00)
136200	1997	165,816.00	32,463.00		83,197.00		(50,734.00)
136200	1997	5,490.00	1,075.00		2,755.00		(1,680.00)
136400	1997	270,517.00	52,961.00		135,729.00		(82,768.00)
136500	1997	397,305.00	77,784.00		199,344.00		(121,560.00)
136600	1997	1,108.00	217.00		556.00		(339.00)
136700	1997	232,609.00	45,540.00		116,709.00		(71,169.00)
136800	1997	398,770.00	78,070.00		200,079.00		(122,009.00)
136910	1997	2,975.00	582.00		1,493.00		(911.00)
136920	1997	6,788.00	1,329.00		3,406.00		(2,077.00)
137000	1997	350,453.00	68,611.00		175,837.00		(107,226.00)
137310	1997	468,372.00	91,697.00		235,001.00		(143,304.00)
137320	1997	464,297.00	90,899.00		232,957.00		(142,058.00)
139400	1997	368.00	-		-		-
139500	1997	9,102.00	-		-		-
235250	1997	26,774.00	263.00		5,163.00		(4,900.00)
235300	1997	5,472.00	54.00		1,055.00		(1,001.00)
235400	1997	13,065.00	128.00		2,520.00		(2,392.00)
235500	1997	16,710.00	165.00		3,223.00		(3,058.00)
237600	1997	124,701.00	2,071.00		17,221.00		(15,150.00)
237800	1997	22,261.00	370.00		3,074.00		(2,704.00)
238000	1997	940,912.00	15,628.00		129,938.00		(114,310.00)
238100	1997	483,568.00	8,032.00		66,780.00		(58,748.00)
238200	1997	165,516.00	2,749.00		22,858.00		(20,109.00)
239400	1997	1,040.00	-		-		-
239400	1997	3,913.00	-		-		-
339010	1997	277,421.00	507.00		23,350.00		(22,843.00)
339040	1997	9,569.00	17.00		805.00		(788.00)
339300	1997	969.00	2.00		82.00		(80.00)
339700	1997	638,377.00	1,167.00		53,732.00		(52,565.00)
131100	1998	448,015.00	-		207,901.00		(207,901.00)
131200	1998	2,744,038.00	-		1,273,372.00		(1,273,372.00)
131400	1998	-	-		-		-
131500	1998	-	-		-		-
131600	1998	-	-		-		-
135310	1998	7,839.00	9.00		11,273.00		(11,264.00)
135400	1998	110,605.00	129.00		159,051.00		(158,922.00)
135500	1998	16,195.00	19.00		23,289.00		(23,270.00)
135600	1998	81,524.00	95.00		117,232.00		(117,137.00)
135800	1998	131,846.00	155.00		189,594.00		(189,439.00)
136100	1998	11,183.00	2,677.00		11,342.00		(8,665.00)
136200	1998	42,480.00	10,168.00		43,085.00		(32,917.00)
136400	1998	118,509.00	28,365.00		120,198.00		(91,833.00)
136500	1998	236,765.00	56,670.00		240,139.00		(183,469.00)
136600	1998	1,075.00	257.00		1,090.00		(833.00)
136700	1998	21,926.00	5,248.00		22,238.00		(16,990.00)
136800	1998	160,617.00	38,444.00		162,906.00		(124,462.00)
136910	1998	2,780.00	665.00		2,820.00		(2,155.00)
136920	1998	5,559.00	1,331.00		5,638.00		(4,307.00)
137000	1998	147,240.00	35,242.00		149,338.00		(114,096.00)
137310	1998	262,260.00	62,772.00		265,997.00		(203,225.00)
137320	1998	133,352.00	31,918.00		135,254.00		(103,336.00)
235250	1998	850.00	-		337.00		(337.00)
235300	1998	22,329.00	-		8,855.00		(8,855.00)
237600	1998	520,442.00	475.00		74,074.00		(73,599.00)
237800	1998	13,787.00	13.00		1,962.00		(1,949.00)
237900	1998	6,061.00	6.00		863.00		(857.00)

Attachment to Response to DOD-FEA-1 Question No. 14

Louisville Gas & Electric Company
Salvage & Cost of Removal Study 1972 - Q1 2020

Page 1330 of 2358

Garrett/Spanos

Acct	Year	Ret	Salvage	CP Salvage	Removal	CP Removal	Net Salvage
238000	1998	1,328,402.00	1,212.00		189,071.00		(187,859.00)
238100	1998	111,986.00	102.00		15,939.00		(15,837.00)
238200	1998	22,875.00	20.00		3,256.00		(3,236.00)
239400	1998	13,707.00	-		-		-
239400	1998	17,600.00	-		-		-
339010	1998	26,365.00	1,755.00		(28,703.00)		30,458.00
339700	1998	105,064.00	6,993.00		(114,380.00)		121,373.00
131100	1999	110,093.00	697.00		36,068.00		(35,371.00)
131200	1999	6,407,359.00	41,005.00		2,121,390.00		(2,080,385.00)
131400	1999	5,000.00	34.00		1,782.00		(1,748.00)
131500	1999	2,918.00	21.00		1,040.00		(1,019.00)
131600	1999	-	-		-		-
134300	1999	-	-		14,899.00		(14,899.00)
135320	1999	-	-		107,665.00		(107,665.00)
136400	1999	10,018.00	59,952.00		70,733.00		(10,781.00)
136500	1999	20,082.00	120,179.00		141,791.00		(21,612.00)
136700	1999	3,140.00	18,791.00		22,170.00		(3,379.00)
139210	1999	67,299.00	-		-		-
139220	1999	10,629.00	-		-		-
139400	1999	81,365.00	-		-		-
139610	1999	95,125.00	-		-		-
139620	1999	2,710.00	-		-		-
230200	1999	200.00	-		-		-
235250	1999	14,560.00	-		827.00		(827.00)
235300	1999	49,669.00	-		2,822.00		(2,822.00)
235400	1999	8,000.00	-		455.00		(455.00)
237600	1999	3,685,503.00	-		778,706.00		(778,706.00)
238000	1999	714,531.00	-		150,973.00		(150,973.00)
239210	1999	318,611.00	-		-		-
239220	1999	11,805.00	-		-		-
330200	1999	500.00	-		-		-
330300	1999	11,232,729.00	-		-		-
339010	1999	15,527.00	(664.00)		10,150.00		(10,814.00)
339100	1999	1,597,740.00	-		-		-
339210	1999	74,705.00	-		-		-
339700	1999	284,763.00	(12,179.00)		186,148.00		(198,327.00)
131100	2000	40,964.00	-		-		-
131200	2000	1,939,284.00	319,613.00		549,421.00		(229,808.00)
131500	2000	671,474.00	-		16,128.00		(16,128.00)
133200	2000	8,455.00	-		10,197.00		(10,197.00)
133600	2000	5,682.00	-		6,852.00		(6,852.00)
134300	2000	3,969.00	-		-		-
135310	2000	1,515.00	16,998.00		105,112.00		(88,114.00)
135500	2000	33,756.00	-		-		-
135600	2000	19,149.00	-		-		-
136100	2000	2,139.00	-		-		-
136200	2000	37,760.00	-		-		-
136400	2000	63,143.00	121,595.00		649,282.00		(527,687.00)
136500	2000	85,859.00	173,188.00		694,247.00		(521,059.00)
136600	2000	216.00	104.00		183.00		(79.00)
136700	2000	24,745.00	12,836.00		27,465.00		(14,629.00)
136810	2000	331,941.00	359,601.00		36,895.00		322,706.00
136820	2000	29,598.00	-		-		-
137310	2000	57,375.00	2,598.00		120,443.00		(117,845.00)
137320	2000	47,742.00	30,303.00		71,491.00		(41,188.00)
139210	2000	828,624.00	42,937.00		(41,842.00)		84,779.00
139220	2000	13,048.00	803.00		(692.00)		1,495.00
139400	2000	10,056.00	-		-		-
139610	2000	254,699.00	15,676.00		(13,505.00)		29,181.00
235140	2000	1,765.00	-		-		-
235250	2000	10,993.00	-		-		-
235300	2000	6,702.00	-		-		-
235600	2000	78,203.00	-		-		-
235700	2000	1,384.00	-		-		-
237520	2000	20,000.00	-		11.00		(11.00)
237600	2000	448,171.00	46,252.00		520,718.00		(474,466.00)
237800	2000	73,203.00	-		89.00		(89.00)
237900	2000	5,828.00	-		-		-
238000	2000	2,034,330.00	-		105,438.00		(105,438.00)
238100	2000	843,384.00	-		-		-
238200	2000	81,721.00	-		-		-
238300	2000	17,649.00	-		-		-
238400	2000	19,750.00	-		-		-
238500	2000	4,370.00	-		-		-
239210	2000	565,832.00	(4,665.00)		(21,861.00)		17,196.00
239220	2000	9,202.00	566.00		(488.00)		1,054.00
239500	2000	2,168.00	-		-		-
239610	2000	39,994.00	2,461.00		(2,121.00)		4,582.00

Attachment to Response to DOD-FEA-1 Question No. 14

Louisville Gas & Electric Company
Salvage & Cost of Removal Study 1972 - Q1 2020

Page 1331 of 2358

Garrett/Spanos

Acct	Year	Ret	Salvage	CP Salvage	Removal	CP Removal	Net Salvage
330200	2000	200.00	-	-	-	-	-
330310	2000	5,497,388.00	-	-	-	-	-
339010	2000	49,928.00	243,700.00	-	226,988.00	-	16,712.00
339131	2000	9,166,032.00	-	-	-	-	-
339210	2000	87,800.00	(2,229.00)	-	(3,082.00)	-	853.00
339400	2000	10,759.00	662.00	-	(570.00)	-	1,232.00
339700	2000	14,328.00	-	-	-	-	-
131020	2001	6,216.00	-	-	-	-	-
131100	2001	171,276.00	-	-	990.00	-	(990.00)
131200	2001	8,057,111.00	-	-	330,086.00	-	(330,086.00)
131500	2001	34,589.00	-	-	-	-	-
131600	2001	-	-	-	-	-	-
135310	2001	40,883.00	-	-	-	-	-
135500	2001	28,631.00	18.00	-	2,777.00	-	(2,759.00)
135600	2001	9,747.00	6.00	-	2,212.00	-	(2,206.00)
136200	2001	424,172.00	-	-	5,081.00	-	(5,081.00)
136400	2001	239,428.00	10,685.00	-	111,588.00	-	(100,903.00)
136500	2001	415,337.00	5,178.00	(6,667.00)	231,781.00	-	(233,270.00)
136600	2001	14,706.00	511.00	-	2,914.00	-	(2,403.00)
136700	2001	41,770.00	116.00	-	52,579.00	-	(52,463.00)
136920	2001	2,294.00	-	-	7,648.00	-	(7,648.00)
137310	2001	74,135.00	435.00	-	17,086.00	-	(16,651.00)
137320	2001	144,489.00	2,059.00	-	172,258.00	-	(170,199.00)
139210	2001	787,692.00	-	-	-	-	-
139610	2001	51,214.00	-	-	-	-	-
235300	2001	36,423.00	-	-	-	-	-
235400	2001	13,788.00	-	-	-	-	-
235500	2001	2,509.00	-	-	-	-	-
237600	2001	206,172.00	13,136.00	-	51,153.00	-	(38,017.00)
237800	2001	5,849.00	-	-	-	-	-
238000	2001	3,198,483.00	24,468.00	-	104,311.00	-	(79,843.00)
238100	2001	394,024.00	-	-	-	-	-
238200	2001	56,381.00	-	-	-	-	-
239210	2001	834,850.00	-	-	-	-	-
239610	2001	192,918.00	-	-	-	-	-
330300	2001	718,222.00	-	-	-	-	-
339030	2001	20,419.00	563.00	-	-	-	563.00
339210	2001	21,759.00	-	-	-	-	-
131100	2002	111,468.00	-	-	-	-	-
131200	2002	5,505,871.00	-	-	495,797.00	-	(495,797.00)
131400	2002	94,480.00	-	-	-	-	-
131500	2002	102,272.00	-	-	-	-	-
131600	2002	-	-	-	537.00	-	(537.00)
133500	2002	3,647.00	76.00	-	14.00	-	62.00
134300	2002	49,334.00	-	-	-	-	-
134400	2002	191,176.00	-	-	19,600.00	-	(19,600.00)
135310	2002	1,222,628.00	-	-	27,845.00	-	(27,845.00)
136200	2002	857.00	-	-	255.00	-	(255.00)
136400	2002	103,870.00	2,257.00	-	664,097.00	-	(661,840.00)
136500	2002	321,801.00	2,230.00	(5,210.00)	240,218.00	-	(243,198.00)
136600	2002	41,863.00	-	-	6,954.00	-	(6,954.00)
136700	2002	286,355.00	1,674.00	-	68,961.00	-	(67,287.00)
136800	2002	837,394.00	229,205.00	-	240,244.00	-	(11,039.00)
136920	2002	41,513.00	-	-	171,349.00	-	(171,349.00)
137010	2002	215,982.00	762.00	-	-	-	762.00
137020	2002	64,514.00	228.00	-	-	-	228.00
137310	2002	193,896.00	18,069.00	-	251,426.00	-	(233,357.00)
137320	2002	230,965.00	252.00	-	(81,625.00)	-	81,877.00
139210	2002	1,629,220.00	102,042.00	-	1,792.00	-	100,250.00
139500	2002	3,691.00	-	-	-	-	-
139610	2002	164,237.00	3,408.00	-	619.00	-	2,789.00
235400	2002	268,374.00	-	-	1,229.00	-	(1,229.00)
235600	2002	59,534.00	-	-	1,767.00	-	(1,767.00)
235700	2002	563.00	-	-	-	-	-
237520	2002	60.00	-	-	-	-	-
237600	2002	749,343.00	4,095.00	-	268,857.00	-	(264,762.00)
237800	2002	8,998.00	-	-	-	-	-
238000	2002	1,598,106.00	1,932.00	-	182,196.00	-	(180,264.00)
239210	2002	1,391,962.00	(99,569.00)	-	2,591.00	-	(102,160.00)
239500	2002	9,070.00	-	-	-	-	-
239610	2002	464,971.00	(36,372.00)	-	408.00	-	(36,780.00)
330300	2002	1,064,685.00	-	-	-	-	-
339010	2002	275,234.00	-	-	11,716.00	-	(11,716.00)
339110	2002	3,153.00	-	-	-	-	-
339120	2002	836.00	-	-	-	-	-
339130	2002	2,000,290.00	-	-	-	-	-
339131	2002	899,462.00	-	-	-	-	-
339210	2002	34,305.00	712.00	-	129.00	-	583.00

Attachment to Response to DOD-FEA-1 Question No. 14

Louisville Gas & Electric Company
Salvage & Cost of Removal Study 1972 - Q1 2020

Page 1332 of 2358

Garrett/Spanos

Acct	Year	Ret	Salvage	CP Salvage	Removal	CP Removal	Net Salvage
339300	2002	8,778.00	-	-	-	-	-
339400	2002	718.00	-	-	-	-	-
339610	2002	201,261.00	-	-	-	-	-
339620	2002	2,196.00	-	-	-	-	-
339700	2002	7,983.00	-	-	-	-	-
131100	2003	865,133.31	-	-	100,648.88	-	(100,648.88)
131200	2003	7,090,284.56	-	-	960,482.71	951,288.20	(9,194.51)
131400	2003	3,077,538.11	-	-	277,920.44	-	(277,920.44)
131500	2003	74,452.00	-	-	-	-	-
131600	2003	1,599.74	-	-	436.53	-	(436.53)
131700	2003	0.05	-	-	-	-	-
133300	2003	16,963.65	-	-	26,050.65	-	(26,050.65)
134200	2003	4,128.41	-	-	8,322.00	-	(8,322.00)
134300	2003	1,344,213.36	-	-	-	-	-
135310	2003	13,874.71	-	-	8599.36	-	(8,599.36)
135500	2003	124,059.93	(516.11)	-	26,318.91	-	(26,835.02)
135600	2003	4,695.47	-	-	12,476.20	-	(12,476.20)
136100	2003	1,425.82	-	-	-	-	-
136200	2003	2,123.71	-	-	5,307.57	-	(5,307.57)
136400	2003	91,958.95	501.89	-	742,602.42	-	(742,100.53)
136500	2003	1,357,459.11	73.05	-	283,054.87	-	(282,981.82)
136700	2003	52,468.39	-	-	27,632.33	-	(27,632.33)
136810	2003	278,958.00	168,491.37	-	305,026.23	-	(136,534.86)
136820	2003	48,355.18	-	-	188,861.67	-	(188,861.67)
136920	2003	94,956.81	-	-	161,654.26	-	(161,654.26)
137010	2003	1,040,572.56	-	-	-	-	-
137020	2003	158,889.80	-	-	-	-	-
137310	2003	66,928.19	-	-	94,331.25	-	(94,331.25)
137320	2003	207,199.52	-	-	208,661.86	-	(208,661.86)
139210	2003	2,059,944.62	-	-	-	-	-
139610	2003	132,399.51	-	-	-	-	-
235300	2003	32,116.18	-	-	-	-	-
237600	2003	509,410.00	1,302.93	-	236,891.25	-	(235,588.32)
237800	2003	2,957.31	-	-	-	-	-
237900	2003	83,859.07	-	-	-	-	-
238000	2003	1,485,701.55	14.85	-	496,682.85	-	(496,668.00)
238100	2003	2,654,883.32	-	-	-	-	-
238200	2003	2,644,530.07	-	-	-	-	-
238300	2003	231,004.86	-	-	41,253.58	-	(41,253.58)
238400	2003	112,144.92	-	-	16,523.41	-	(16,523.41)
239210	2003	99,968.79	-	-	-	-	-
239610	2003	237,390.57	-	-	-	-	-
339010	2003	449,588.26	-	-	192,691.88	-	(192,691.88)
339030	2003	3,428.37	-	-	-	-	-
339131	2003	4,961,383.85	-	-	-	-	-
339210	2003	33,832.13	-	-	-	-	-
339220	2003	3,112.35	-	-	-	-	-
339610	2003	3,133.12	-	-	-	-	-
131100	2004	629,198.89	-	-	260,811.58	-	(260,811.58)
131200	2004	6,901,489.20	-	-	1,994,238.81	-	(1,994,238.81)
131400	2004	1,160,156.82	-	-	373,601.15	-	(373,601.15)
131500	2004	829,101.35	-	-	26,830.43	-	(26,830.43)
131600	2004	159,412.75	-	-	4,944.09	-	(4,944.09)
133200	2004	12,512.16	-	-	-	-	-
133500	2004	2,554.13	-	-	1,752.74	-	(1,752.74)
134100	2004	9,265.48	-	-	6,707.00	-	(6,707.00)
134200	2004	4,465.09	-	-	-	-	-
134300	2004	133,031.60	-	-	(1,270,131.94)	-	1,270,131.94
135310	2004	263,024.29	-	-	36,771.81	-	(36,771.81)
135500	2004	562.56	-	-	8,868.30	-	(8,868.30)
136200	2004	261,150.59	-	-	67,251.12	-	(67,251.12)
136400	2004	32,131.99	414.12	-	426,047.13	-	(425,633.01)
136500	2004	37,393.03	38.58	-	516,936.22	-	(516,897.64)
136600	2004	1,531.51	-	-	21,407.50	-	(21,407.50)
136700	2004	17,851.95	-	-	146,249.12	-	(146,249.12)
137310	2004	31,777.43	-	-	16,865.18	-	(16,865.18)
137320	2004	171,679.44	-	-	72,029.03	-	(72,029.03)
139210	2004	919,185.94	(7,269.47)	-	3,410.82	-	(10,680.29)
139500	2004	15,178.59	-	-	-	-	-
235120	2004	880.73	-	-	848.77	-	(848.77)
235140	2004	381.57	-	-	2,579.67	-	(2,579.67)
235210	2004	3,803.96	-	-	360.11	-	(360.11)
235250	2004	14,297.16	-	-	74,770.18	-	(74,770.18)
235300	2004	92,230.13	-	-	44,595.37	-	(44,595.37)
235400	2004	8,379.90	-	-	5,148.74	-	(5,148.74)
235600	2004	64,917.37	-	-	6,238.00	-	(6,238.00)
236700	2004	7,950.19	-	-	5,692.78	-	(5,692.78)
237600	2004	153,466.27	5,947.69	-	234,478.18	-	(228,530.49)

Attachment to Response to DOD-FEA-1 Question No. 14

Louisville Gas & Electric Company
Salvage & Cost of Removal Study 1972 - Q1 2020

Page 1333 of 2358

Garrett/Spanos

Acct	Year	Ret	Salvage	CP Salvage	Removal	CP Removal	Net Salvage
237800	2004	74,549.04	-	-	19,058.82	-	(19,058.82)
237900	2004	57,724.03	-	-	53,866.63	-	(53,866.63)
238000	2004	217,829.80	-	-	123,223.54	-	(123,223.54)
238100	2004	55,970.09	-	-	-	-	-
238200	2004	46,822.06	-	-	-	-	-
239210	2004	217,646.01	1,368.09	-	(149,718.57)	-	151,086.66
239610	2004	50,179.86	180.83	-	77.59	-	103.24
330300	2004	17,658,936.18	-	-	-	-	-
339010	2004	994,068.39	-	-	112,046.80	-	(112,046.80)
339020	2004	1,190,893.32	-	-	45,675.60	-	(45,675.60)
339110	2004	22,391.05	-	-	-	-	-
339120	2004	1,198.55	-	-	-	-	-
339130	2004	1,233,294.92	-	-	-	-	-
339210	2004	56,850.71	466.11	-	100.04	-	366.07
339300	2004	9,970.59	-	-	-	-	-
339400	2004	252.35	-	-	-	-	-
339700	2004	437,794.18	-	-	23,147.29	-	(23,147.29)
339710	2004	241,279.23	-	-	-	-	-
131100	2005	921,450.00	-	-	114,744.17	-	(114,744.17)
131200	2005	4,197,701.00	-	-	1,079,107.73	-	(1,079,107.73)
131400	2005	464,123.00	-	-	60,425.48	-	(60,425.48)
131100	2006	697,723.53	-	-	278,679.61	-	(278,679.61)
131200	2006	27,711,972.48	577,579.57	-	10,223,500.87	-	(9,645,921.30)
131400	2006	2,965,022.02	-	-	532,311.62	-	(532,311.62)
131500	2006	1,043,303.53	-	-	59,113.06	-	(59,113.06)
131600	2006	85,294.24	-	-	1,236.93	-	(1,236.93)
133100	2006	7,649.96	-	-	76,939.27	-	(76,939.27)
133200	2006	28,263.89	-	-	11,079.81	-	(11,079.81)
133300	2006	6,705.31	-	-	43,415.36	-	(43,415.36)
133400	2006	154,675.70	-	-	84,221.20	-	(84,221.20)
133500	2006	6,783.70	-	-	6,872.83	-	(6,872.83)
134100	2006	482,673.47	-	-	18,000.00	-	(18,000.00)
134200	2006	120,034.85	-	-	-	-	-
134300	2006	6,824,068.30	-	-	51,591.13	-	(51,591.13)
134400	2006	451,117.33	-	-	-	-	-
134500	2006	360,897.21	-	-	-	-	-
134600	2006	24,766.29	-	-	-	-	-
135210	2006	1,392.15	-	-	542.62	-	(542.62)
135310	2006	2,146,396.96	-	-	367,594.83	-	(367,594.83)
135400	2006	1,876.99	-	-	10,949.73	-	(10,949.73)
135500	2006	243,925.39	-	-	329,614.95	458,909.32	129,294.37
135600	2006	187,303.74	12,503.78	-	247,786.07	190,852.11	(44,430.18)
135800	2006	20,825.16	-	-	-	-	-
136100	2006	19,330.22	-	-	14,657.28	-	(14,657.28)
136200	2006	639,554.25	-	-	239,122.39	-	(239,122.39)
136400	2006	57,426.47	-	-	290,070.24	-	(290,070.24)
136500	2006	95,400.17	-	-	434,964.22	-	(434,964.22)
136700	2006	5,805.45	-	-	7,816.20	-	(7,816.20)
136810	2006	881,630.61	40,523.18	-	225,621.29	-	(185,098.11)
136820	2006	110,306.66	-	-	416,881.87	-	(416,881.87)
136910	2006	689.20	-	-	223.41	-	(223.41)
136920	2006	17.66	-	-	5,617.30	-	(5,617.30)
137010	2006	1,626,634.94	-	-	-	-	-
137020	2006	409,163.02	-	-	-	-	-
137310	2006	81,276.06	-	-	-	-	-
137320	2006	103,176.88	-	-	-	-	-
139220	2006	42,875.87	-	-	-	-	-
139400	2006	92,702.07	-	-	(2,460.00)	-	2,460.00
139500	2006	36,895.28	-	-	-	-	-
139610	2006	26,090.46	-	-	-	-	-
139620	2006	94,399.14	-	-	-	-	-
235120	2006	2,609.62	-	-	12,437.53	-	(12,437.53)
235140	2006	2,233.59	-	-	864.00	-	(864.00)
235250	2006	48,825.27	-	-	32,192.18	-	(32,192.18)
235300	2006	128,440.62	1,717.64	-	79,226.84	-	(77,509.20)
235400	2006	373,259.43	-	-	31,920.68	-	(31,920.68)
235500	2006	7,143.01	-	-	5,202.16	-	(5,202.16)
235600	2006	213,644.62	-	-	3,460.12	-	(3,460.12)
235700	2006	4,811.50	-	-	20,640.31	-	(20,640.31)
236700	2006	8,337.88	-	-	51,392.27	-	(51,392.27)
237520	2006	283,132.53	-	-	1,779.99	-	(1,779.99)
237600	2006	123,037.60	-	-	254,316.63	-	(254,316.63)
237800	2006	627,149.99	-	-	46,989.96	-	(46,989.96)
237900	2006	10,469.81	-	-	24,384.95	-	(24,384.95)
238000	2006	340.40	-	-	241.45	-	(241.45)
238100	2006	1,599,911.61	-	-	-	-	-
238200	2006	539,557.53	-	-	-	-	-
238300	2006	377,313.38	-	-	-	-	-

Attachment to Response to DOD-FEA-1 Question No. 14

Louisville Gas & Electric Company
Salvage & Cost of Removal Study 1972 - Q1 2020

Page 1334 of 2358

Garrett/Spanos

Acct	Year	Ret	Salvage	CP Salvage	Removal	CP Removal	Net Salvage
238400	2006	82,659.37	-		-		-
238700	2006	13,939.25	-		-		-
239220	2006	1,330.75	-		-		-
239400	2006	34,976.74	-		-		-
239500	2006	8,759.36	-		-		-
239620	2006	4,749.42	-		-		-
330300	2006	7,113,343.88	-		-		-
330320	2006	78,799.60	-		-		-
339010	2006	1,471,552.68	-		229,582.34		(229,582.34)
339020	2006	233,277.97	-		-		-
339030	2006	9,326.23	-		19,622.09		(19,622.09)
339110	2006	125,396.38	-		-		-
339120	2006	24,215.56	6,500.05		3,674.45		2,825.60
339130	2006	11,211,349.48	-		20,383.82		(20,383.82)
339131	2006	6,178,713.10	-		146,073.56		(146,073.56)
339300	2006	9,077.74	-		-		-
339400	2006	168,935.56	33,500.00		-		33,500.00
339700	2006	123,119.38	-		30,503.77		(30,503.77)
339800	2006	430,953.04	-		3,340.02		(3,340.02)
131100	2007	78,459.59	-		3,893.59		(3,893.59)
131200	2007	3,095,536.79	269,883.65	11206.43	815,489.89		(534,399.81)
131400	2007	115,564.59	-		2,599.70		(2,599.70)
131500	2007	106,068.47	-	500	23,111.22		(22,611.22)
131600	2007	76,996.44	-		-		-
133100	2007	1,101,085.23	-		417,395.32		(417,395.32)
133200	2007	22,245.59	-		8,432.78		(8,432.78)
133300	2007	973,654.70	-		369,089.42		(369,089.42)
133400	2007	27,343.56	-		10,365.30		(10,365.30)
133500	2007	43,897.85	-		16,640.63		(16,640.63)
133600	2007	150,050.36	-		56,880.53		(56,880.53)
134300	2007	158,697.00	-		2,644.83		(2,644.83)
135210	2007	22,942.97	-		3,751.28		(3,751.28)
135310	2007	665,338.94	-		290,611.90		(290,611.90)
135500	2007	105,187.72	-		208,464.28		(208,464.28)
135600	2007	1,291.85	-		7,585.46		(7,585.46)
136100	2007	391,030.21	-		2,485.64		(2,485.64)
136200	2007	1,258,625.73	-		72,771.65		(72,771.65)
136400	2007	1,821,555.27	40,543.39	5,846,142.48	371,343.85		5,515,342.02
136500	2007	630,024.48	10,233.17	38,784.59	1,289,243.62		(1,240,225.86)
136600	2007	2,190.19	-		16,319.60		(16,256.87)
136700	2007	121,047.21	-		132,551.00	62.73	(132,333.92)
136910	2007	2,361.86	-		215,321.41		(215,321.41)
137310	2007	84,640.82	1,237.69		18,853.76	133.92	(17,482.15)
137320	2007	164,283.03	5,866.15		65,753.32	897.12	(58,990.05)
139210	2007	257,535.41	-		-		-
139220	2007	18,322.92	-		487.32		(487.32)
139500	2007	7,679.98	-		-		-
235300	2007	17,940.16	-		12,936.09		(12,936.09)
235400	2007	47,351.20	-		7,738.14		(7,738.14)
235600	2007	6,129.56	-		3,414.92		(3,414.92)
237600	2007	1,556,298.10	4,646.44		47,295.88		(42,649.44)
237800	2007	10,455.20	-		1,940.93		(1,940.93)
237900	2007	19,579.58	-		6,626.59		(6,626.59)
238000	2007	14,110.31	-		76,245.84		(76,245.84)
238300	2007	217,609.06	-		56,763.32		(56,763.32)
238400	2007	29,173.78	-		70,954.05		(70,954.05)
239210	2007	980,373.85	-		-		-
239220	2007	15,738.62	-		-		-
239400	2007	2,749.11	-		-		-
239500	2007	2,729.83	-		-		-
239610	2007	574,945.88	-		-		-
239620	2007	1,844.24	-		-		-
330300	2007	4,023,890.35	-		-		-
339010	2007	1,398,874.48	-		165,304.47		(165,304.47)
339030	2007	10,295.05	-		-		-
339040	2007	74,172.67	-		-		-
339110	2007	39,919.54	-		-		-
339120	2007	9,736.63	-		-		-
339130	2007	2,828,381.40	-		-		-
339131	2007	3,353.76	-		-		-
339210	2007	48,190.15	-		-		-
339300	2007	2,200.31	-		-		-
339400	2007	32,582.96	-		-		-
339700	2007	2,574,391.53	-		62,511.20		(62,511.20)
339710	2007	39,767.38	-		-		-
131100	2008	81,615.77	-	-	16,026.72	-	(16,026.72)
131200	2008	3,796,631.33	86,661.55	-	1,500,759.61	-	(1,414,098.06)
131400	2008	7,659,947.94	-	-	46,463.87	-	(46,463.87)

Attachment to Response to DOD-FEA-1 Question No. 14

Louisville Gas & Electric Company
Salvage & Cost of Removal Study 1972 - Q1 2020

Page 1335 of 2358

Garrett/Spanos

Acct	Year	Ret	Salvage	CP Salvage	Removal	CP Removal	Net Salvage
131500	2008	32,633.33	-	-	1,064.92	-	(1,064.92)
131600	2008	37,165.58	103,285.00	-	-	-	103,285.00
133300	2008	172,006.23	-	-	891,897.16	-	(891,897.16)
134300	2008	3,094,133.74	-	-	33,967.94	-	(33,967.94)
134400	2008	94,470.38	-	-	20,158.22	-	(20,158.22)
135210	2008	405,494.80	6,215.19	-	17,056.64	-	(10,841.45)
135310	2008	3,404,433.49	54,435.74	-	139,016.52	-	(84,580.78)
135500	2008	56,089.61	-	-	279,942.11	61,010.88	(218,931.23)
135600	2008	39,170.78	7,978.22	-	62,261.05	101,787.70	47,504.87
135700	2008	22,039.56	506.23	-	1,210.83	-	(704.60)
135800	2008	191,872.90	7,130.54	-	17,055.02	-	(9,924.48)
136100	2008	2,951,209.47	-	-	3,915.21	-	(3,915.21)
136200	2008	12,592,835.75	418.85	-	217,883.02	-	(217,464.17)
136400	2008	10,375.66	-	-	48,684.89	-	(48,684.89)
136500	2008	171,790.06	156,808.30	-	74,844.86	-	81,963.44
136600	2008	-	-	-	65.43	-	(65.43)
136700	2008	1,414.32	-	-	6,663.39	-	(6,663.39)
136800	2008	29,983.30	488,929.91	-	620,637.33	-	(131,707.42)
137310	2008	-	-	-	19,412.49	-	(19,412.49)
137320	2008	-	-	-	19,071.92	-	(19,071.92)
235120	2008	3,503.48	-	-	-	-	-
235700	2008	462.83	-	-	904.64	-	(904.64)
237600	2008	1,384,154.84	462.36	-	981,404.25	-	(980,941.89)
237800	2008	13,376.58	-	-	2,307.73	-	(2,307.73)
237900	2008	9,891.21	-	-	235.85	-	(235.85)
238300	2008	402,567.00	3,794.49	-	152,046.93	-	(148,252.44)
339010	2008	324,631.18	3,503.42	-	38,069.57	-	(34,566.15)
339040	2008	95,608.32	1,535.23	-	3,671.99	-	(2,136.76)
339700	2008	1,709,330.49	26,917.77	-	77,324.69	-	(50,406.92)
339710	2008	74,089.32	1,189.70	-	2,845.53	-	(1,655.83)
131100	2009	484,516.41	-	-	172,070.26	-	(172,070.26)
131200	2009	7,012,614.99	27,191.16	-	3,099,701.32	46,526.46	(3,025,983.70)
131400	2009	754,567.93	-	-	467,257.12	1,402.50	(465,854.62)
131500	2009	197,218.87	403,041.77	-	112,277.31	2,794.37	293,558.83
131600	2009	31,209.78	-	-	2,108.79	-	(2,108.79)
131707	2009	13,009.93	-	-	-	-	-
133400	2009	1,371.95	56,678.38	-	3,619.91	-	53,058.47
134100	2009	25,423.33	-	-	13,023.35	-	(13,023.35)
134300	2009	4,821,769.11	-	-	187,922.26	-	(187,922.26)
134400	2009	156.36	6,459.59	-	412.57	-	6,047.02
134500	2009	367.54	15,183.91	-	969.75	-	14,214.16
134707	2009	78,906.72	-	-	-	-	-
135210	2009	15,069.26	-	-	9,723.41	-	(9,723.41)
135310	2009	523,412.20	-	-	250,120.34	-	(250,120.34)
135400	2009	53,942.96	-	-	38,687.19	31,627.08	(7,060.11)
135500	2009	167,619.91	2,474.50	-	441,907.18	12,816.88	(426,615.80)
135600	2009	44,701.79	1,059.88	-	423,335.46	44,575.06	(377,700.52)
135800	2009	915.55	-	-	2,800.56	-	(2,800.56)
136100	2009	40,036.21	-	-	5,591.52	-	(5,591.52)
136200	2009	894,286.06	-	-	486,882.93	-	(486,882.93)
136400	2009	887,653.76	25,499.01	-	5,000,723.21	4,988.66	(4,970,235.54)
136500	2009	2,369,625.23	155,094.12	-	7,302,957.41	30,626.89	(7,117,236.40)
136600	2009	9,719.82	611.46	-	43,216.79	883.34	(41,721.99)
136700	2009	158,363.40	54,750.47	-	1,502,941.78	28,150.57	(1,420,040.74)
136800	2009	528,347.71	125,153.73	-	692,177.81	-	(567,024.08)
136910	2009	1,605.78	-	-	230,571.05	13.05	(230,558.00)
137000	2009	1,185,222.28	-	-	-	-	-
137310	2009	5,104.27	-	-	14,491.49	496.89	(13,994.60)
137320	2009	53,584.22	-	-	62,663.31	-	(62,663.31)
139210	2009	63,429.35	-	-	-	-	-
139220	2009	1,568.93	-	-	-	-	-
139400	2009	122,157.84	-	-	-	-	-
139610	2009	24,729.40	-	-	-	-	-
235120	2009	6,180.38	-	-	1,887.22	-	(1,887.22)
235140	2009	518.90	-	-	-	-	-
235240	2009	73,032.13	-	-	156,181.55	-	(156,181.55)
235250	2009	350,717.40	-	-	19,446.67	-	(19,446.67)
235300	2009	26,987.44	-	-	25,121.41	-	(25,121.41)
235400	2009	2,248,342.48	-	-	24,276.88	-	(24,276.88)
235500	2009	1,134.21	-	-	610.99	-	(610.99)
235600	2009	18,065.88	-	-	-	-	-
235700	2009	11,542.97	-	-	57,967.72	-	(57,967.72)
235807	2009	20,139.63	-	-	-	-	-
236700	2009	5,662.32	-	-	56,744.63	-	(56,744.63)
237520	2009	27,426.45	-	-	15,606.69	-	(15,606.69)
237600	2009	3,663,952.03	-	-	380,862.62	-	(380,862.62)
237800	2009	88,462.95	-	-	27,656.90	-	(27,656.90)
237900	2009	7,011.67	-	-	2,227.36	-	(2,227.36)

Attachment to Response to DOD-FEA-1 Question No. 14

Louisville Gas & Electric Company
Salvage & Cost of Removal Study 1972 - Q1 2020

Page 1336 of 2358

Garrett/Spanos

Acct	Year	Ret	Salvage	CP Salvage	Removal	CP Removal	Net Salvage
238000	2009	3,245,937.23	-	-	3,480,405.26	-	(3,480,405.26)
238100	2009	1,524,628.32	-	-	2,321.16	-	(2,321.16)
238300	2009	461,021.81	1,730.35	-	122,130.08	-	(120,399.73)
238500	2009	15,456.54	-	-	-	-	-
239210	2009	68,039.84	-	-	-	-	-
239400	2009	107,752.67	-	-	-	-	-
239500	2009	6,756.83	-	-	-	-	-
239610	2009	20,077.59	-	-	-	-	-
239620	2009	3,569.93	-	-	-	-	-
330300	2009	13,110,855.89	-	-	-	-	-
339010	2009	298,691.41	-	-	108,109.40	-	(108,109.40)
339020	2009	19,423.05	-	-	10,990.00	-	(10,990.00)
339030	2009	42,096.79	-	-	14,611.98	-	(14,611.98)
339110	2009	617,861.38	-	-	-	-	-
339131	2009	1,242,731.80	-	-	-	-	-
339220	2009	7,589.20	-	-	-	-	-
339300	2009	13,173.24	-	-	-	-	-
339400	2009	5,830.81	-	-	-	-	-
339700	2009	101,874.49	29,830.00	-	3,036.98	-	26,793.02
131100	2010	176,038.33	-	-	90,160.11	-	(90,160.11)
131200	2010	3,987,133.65	45,461.74	-	597,884.33	-	(552,422.59)
131400	2010	103,475.19	-	-	3,278.27	-	(3,278.27)
131500	2010	20,993.35	-	-	18,899.08	-	(18,899.08)
131600	2010	18,529.19	-	-	-	-	-
131707	2010	3,300.00	-	-	-	-	-
134200	2010	174,611.95	-	-	-	-	-
134300	2010	10,198.19	-	-	-	-	-
135210	2010	200,353.49	-	-	-	-	-
135310	2010	335,978.72	-	-	161,304.30	-	(161,304.30)
135400	2010	125,471.54	21,571.29	-	115,830.42	-	(94,259.13)
135500	2010	59,795.82	-	-	59,415.06	-	(59,415.06)
135600	2010	163,189.49	75,752.62	-	81,482.44	-	(5,729.82)
136100	2010	5,399.39	-	-	13,863.91	-	(13,863.91)
136200	2010	100,421.18	-	-	114,943.01	-	(114,943.01)
136400	2010	1,151,011.95	10,659.15	-	2,155,537.98	-	(2,144,878.83)
136500	2010	2,089,939.79	31,711.79	-	2,163,476.73	-	(2,131,764.94)
136600	2010	133,387.59	10,169.04	-	483,415.52	-	(473,246.48)
136700	2010	1,179,733.24	7,785.75	-	449,798.84	-	(442,013.09)
136800	2010	190,083.01	125,183.19	-	240,110.22	-	(114,927.03)
136910	2010	22,543.84	-	-	160,033.12	-	(160,033.12)
136920	2010	63,113.58	-	-	127,293.86	-	(127,293.86)
137000	2010	75,697.63	-	-	-	-	-
137310	2010	929,572.75	3,610.89	-	2,269,681.57	-	(2,266,070.68)
137320	2010	80,771.92	1,761.11	-	352,671.67	-	(350,910.56)
137340	2010	87,546.43	96,556.53	-	59,363.99	-	37,192.54
139210	2010	276,315.95	-	-	-	-	-
139400	2010	2,121.07	-	-	-	-	-
139500	2010	1,496,151.35	-	-	-	-	-
139610	2010	56,702.98	-	-	-	-	-
235120	2010	14,163.04	-	-	-	-	-
235140	2010	25,726.34	63.60	-	47,604.60	-	(47,541.00)
235255	2010	504,705.86	-	-	3,426.96	-	(3,426.96)
235300	2010	279,620.16	-	-	60,619.20	-	(60,619.20)
235400	2010	1,094,362.53	-	-	45,190.46	-	(45,190.46)
235600	2010	58,123.18	-	-	27,449.41	-	(27,449.41)
236700	2010	6,099.28	-	-	19,917.95	-	(19,917.95)
237520	2010	4,564.22	-	-	13,832.64	-	(13,832.64)
237600	2010	1,626,955.41	-	-	54,867.61	-	(54,867.61)
237800	2010	98,140.31	-	-	27,829.44	-	(27,829.44)
237900	2010	37,748.73	-	-	12,901.50	-	(12,901.50)
238000	2010	41,171.84	-	-	58,468.50	-	(58,468.50)
238100	2010	11,215.64	-	-	-	-	-
238300	2010	918,068.90	9,300.67	-	69,069.85	-	(59,769.18)
238500	2010	12,109.47	-	-	14,344.16	-	(14,344.16)
239210	2010	139,830.54	-	-	-	-	-
239500	2010	430,026.54	-	-	-	-	-
239610	2010	35,486.97	-	-	-	-	-
330300	2010	9,699,197.65	-	-	-	-	-
339010	2010	245,204.58	-	-	148,381.44	-	(148,381.44)
339030	2010	31,313.95	-	-	8,139.96	-	(8,139.96)
339040	2010	288.19	-	-	1,000.00	-	(1,000.00)
339130	2010	14,558,299.96	-	-	-	-	-
339500	2010	22,281.50	-	-	-	-	-
339610	2010	26,626.21	-	-	-	-	-
339700	2010	10,744.41	-	-	9,833.65	-	(9,833.65)
130200	2011	100.00	-	-	-	-	-
131100	2011	2,867,780.04	-	-	687,334.08	-	(687,334.08)
131101	2011	1,329,199.92	-	-	568,245.24	-	(568,245.24)

Attachment to Response to DOD-FEA-1 Question No. 14

Louisville Gas & Electric Company
Salvage & Cost of Removal Study 1972 - Q1 2020

Page 1337 of 2358

Garrett/Spanos

Acct	Year	Ret	Salvage	CP Salvage	Removal	CP Removal	Net Salvage
131200	2011	17,737,600.22	34,636.38	-	2,541,970.32	-	(2,507,333.94)
131400	2011	3,093,988.16	-	-	109,173.37	-	(109,173.37)
131500	2011	639,406.99	-	-	243,699.76	-	(243,699.76)
131600	2011	66,011.56	-	-	-	-	-
131707	2011	732,205.04	-	-	-	-	-
133200	2011	155,564.63	-	-	-	-	-
133300	2011	55,573.58	-	-	34,591.42	-	(34,591.42)
133400	2011	18,752.79	-	-	3,760.00	-	(3,760.00)
133500	2011	52.87	-	-	-	-	-
134200	2011	95,084.46	-	-	22,263.71	-	(22,263.71)
134300	2011	864,934.42	-	-	246,197.81	-	(246,197.81)
134400	2011	46,426.53	-	-	6,632.08	-	(6,632.08)
134500	2011	8,551.95	-	-	12,756.05	-	(12,756.05)
134600	2011	1,140.74	-	-	33,120.15	-	(33,120.15)
135310	2011	1,148,920.71	-	-	69,770.99	-	(69,770.99)
135400	2011	20.82	-	-	4,243.74	-	(4,243.74)
135500	2011	276,058.31	-	-	206,653.93	-	(206,653.93)
135600	2011	165,678.60	-	-	(71,739.96)	-	71,739.96
135800	2011	8,492.29	-	-	2,951.47	-	(2,951.47)
136100	2011	14,410.56	-	-	13,563.65	-	(13,563.65)
136200	2011	517,601.91	-	-	226,622.63	-	(226,622.63)
136400	2011	1,601,286.08	20,668.02	-	1,269,326.21	-	(1,248,658.19)
136500	2011	185,026.15	60,170.05	-	966,849.31	-	(906,679.26)
136600	2011	9,214.26	11,341.57	-	81,225.75	-	(69,884.18)
136700	2011	299,028.05	100,653.52	-	350,205.13	-	(249,551.61)
136800	2011	89,117.63	203,667.60	-	240,210.69	-	(36,543.09)
136910	2011	4,230.05	-	-	145,587.14	-	(145,587.14)
136920	2011	47,314.75	-	-	69,896.06	-	(69,896.06)
137000	2011	20,203.53	-	-	-	-	-
137310	2011	3,349,954.20	-	-	703,670.67	-	(703,670.67)
137320	2011	627,618.63	7,631.87	-	604,677.47	-	(597,045.60)
139210	2011	1,875,946.16	-	-	-	-	-
139220	2011	17,070.07	-	-	-	-	-
139400	2011	134,421.32	-	-	-	-	-
139610	2011	108,665.53	-	-	-	-	-
139620	2011	4,428.76	-	-	-	-	-
230200	2011	800.00	-	-	-	-	-
235120	2011	14,882.02	-	-	22,480.35	-	(22,480.35)
235140	2011	34,699.01	-	-	10,953.08	-	(10,953.08)
235240	2011	70,145.45	-	-	165,954.62	-	(165,954.62)
235250	2011	108,604.04	-	-	258,005.34	-	(258,005.34)
235255	2011	412,877.39	-	-	310,667.08	-	(310,667.08)
235300	2011	192,991.73	-	-	47,571.56	-	(47,571.56)
235400	2011	450,120.60	-	-	13,161.93	-	(13,161.93)
235600	2011	22,682.97	-	-	3,182.76	-	(3,182.76)
235700	2011	2,705.00	-	-	-	-	-
235805	2011	1,530.61	-	-	-	-	-
235807	2011	393,874.85	-	-	-	-	-
236700	2011	20,299.95	-	-	46,319.99	-	(46,319.99)
237510	2011	16,951.29	-	-	11,364.00	-	(11,364.00)
237600	2011	4,156,176.14	-	-	772,181.65	-	(772,181.65)
237800	2011	53,302.72	-	-	95,653.13	-	(95,653.13)
237900	2011	59,020.70	-	-	14,153.61	-	(14,153.61)
238000	2011	135,082.68	-	-	593,858.74	-	(593,858.74)
238100	2011	52,310.40	-	-	-	-	-
238300	2011	380,488.04	3,121.65	-	14,395.36	-	(11,273.71)
238807	2011	75,039.27	-	-	-	-	-
239210	2011	668,359.98	-	-	-	-	-
239220	2011	11,515.30	-	-	-	-	-
239400	2011	392,580.90	-	-	-	-	-
239610	2011	422,274.03	-	-	-	-	-
330200	2011	4,200.00	-	-	-	-	-
330300	2011	4,364,050.60	-	-	-	-	-
339010	2011	289,795.79	-	-	214,911.45	-	(214,911.45)
339010	2011	125,390.35	-	-	34,153.20	-	(34,153.20)
339030	2011	126,344.00	-	-	4,073.03	-	(4,073.03)
339040	2011	216.41	-	-	6.97	-	(6.97)
339110	2011	4,647,823.89	-	-	-	-	-
339120	2011	1,700,268.24	-	-	-	-	-
339130	2011	3,443,867.72	-	-	-	-	-
339131	2011	388,746.00	-	-	-	-	-
339140	2011	958,811.24	-	-	-	-	-
339300	2011	146,569.23	-	-	-	-	-
339400	2011	452,595.80	-	-	-	-	-
339700	2011	154,551.56	-	-	79,818.11	-	(79,818.11)
339800	2011	594,390.05	-	-	-	-	-
130100	2012	-	-	-	-	-	-
130200	2012	-	-	-	-	-	-

Attachment to Response to DOD-FEA-1 Question No. 14

Louisville Gas & Electric Company
Salvage & Cost of Removal Study 1972 - Q1 2020

Page 1338 of 2358

Garrett/Spanos

Acct	Year	Ret	Salvage	CP Salvage	Removal	CP Removal	Net Salvage
131020	2012	1,897.91	-	-	(51,000.00)		51,000.00
131100	2012	346,525.05	-	-	394,901.53	12,231.38	(382,670.15)
131101	2012	-	-	-	-		-
131110	2012	-	-	-	-		-
131200	2012	11,636,250.72	199,351.16	-	2,341,492.84	131,713.13	(2,010,428.55)
131201	2012	-	-	-	-		-
131400	2012	2,675,753.89	-	-	1,278,416.71		(1,278,416.71)
131500	2012	282,287.29	11,875.00	-	303,244.58	669.50	(290,700.08)
131501	2012	-	-	-	-		-
131600	2012	20,219.23	-	-	-	0.01	0.01
131707	2012	26,690.28	-	-	-		-
133020	2012	-	-	-	-		-
133100	2012	9,438.00	-	-	1,270.62		(1,270.62)
133200	2012	34,230.05	-	-	-		-
133300	2012	181,376.45	-	-	-		-
133400	2012	312.00	-	-	-		-
133500	2012	-	-	-	-		-
133600	2012	-	-	-	-		-
133707	2012	-	-	-	-		-
134020	2012	-	-	-	-		-
134100	2012	-	-	-	-		-
134200	2012	-	-	-	-		-
134300	2012	4,352,087.84	-	-	491,905.12		(491,905.12)
134400	2012	9,823.08	-	-	21,038.29		(21,038.29)
134500	2012	19,982.36	-	-	30,857.75		(30,857.75)
134600	2012	-	-	-	-		-
134705	2012	-	-	-	-		-
134707	2012	-	-	-	-		-
135010	2012	-	-	-	-		-
135020	2012	-	-	-	-		-
135210	2012	-	-	-	-		-
135310	2012	3,119,014.89	217,828.29	-	429,669.86	17,302.27	(194,539.30)
135311	2012	-	-	-	-		-
135400	2012	133,814.82	86,867.00	-	132,972.83	89,454.80	43,348.97
135500	2012	147,653.38	-	-	269,347.95	34,210.83	(235,137.12)
135600	2012	265,926.87	9,998.73	-	247,782.36	15,713.74	(222,069.89)
135700	2012	166,872.46	48,334.29	-	131,158.18	120,573.35	37,749.46
135800	2012	239,383.69	56,018.12	-	149,924.28	139,741.20	45,835.04
135915	2012	-	-	-	-		-
135917	2012	-	-	-	-		-
136020	2012	-	-	-	-		-
136025	2012	-	-	-	-		-
136100	2012	11,160.33	-	-	9,313.73		(9,313.73)
136200	2012	824,387.57	1,770.89	-	126,025.48		(124,254.59)
136205	2012	-	-	-	-		-
136400	2012	1,171,918.70	16,631.13	-	2,198,013.09	12,997.23	(2,168,384.73)
136500	2012	2,359,916.79	16,967.69	-	2,395,169.21	72,538.86	(2,305,662.66)
136600	2012	169,432.12	3,254.90	-	152,312.11	224.47	(148,832.74)
136700	2012	614,279.44	24,417.00	-	866,824.99	12,332.76	(830,075.23)
136800	2012	414,814.52	226,939.49	-	245,951.10		(19,011.61)
136910	2012	125,015.29	3,976.19	-	715,256.17	2,203.45	(709,076.53)
136920	2012	60,107.65	-	-	318,943.71		(318,943.71)
137000	2012	122,852.49	-	-	-		-
137310	2012	997,659.26	2,897.20	-	554,233.77	4,948.81	(546,387.76)
137320	2012	239,300.40	1,238.10	-	195,141.16	8.02	(193,895.04)
137340	2012	-	-	-	-		-
137405	2012	-	-	-	-		-
137407	2012	-	-	-	-		-
139210	2012	627,925.13	-	-	-		-
139220	2012	-	-	-	-		-
139400	2012	-	-	-	-		-
139500	2012	-	-	-	-		-
139610	2012	144,603.03	-	-	-		-
139620	2012	-	-	-	-		-
139720	2012	-	-	-	-		-
230200	2012	-	-	-	-		-
235010	2012	-	-	-	-		-
235020	2012	-	-	-	-		-
235120	2012	23,719.52	-	-	2,118.62		(2,118.62)
235130	2012	-	-	-	-		-
235140	2012	2,727.78	-	-	2,437.80		(2,437.80)
235210	2012	-	-	-	-		-
235220	2012	-	-	-	-		-
235230	2012	-	-	-	-		-
235240	2012	-	-	-	-		-
235250	2012	-	-	-	-		-
235255	2012	231,253.53	-	-	-		-
235300	2012	32,696.98	-	-	-		-

Attachment to Response to DOD-FEA-1 Question No. 14

Louisville Gas & Electric Company
Salvage & Cost of Removal Study 1972 - Q1 2020

Page 1339 of 2358

Garrett/Spanos

Acct	Year	Ret	Salvage	CP Salvage	Removal	CP Removal	Net Salvage
235400	2012	97,054.34	-	-	6,957.75		(6,957.75)
235500	2012	6,382.04	-	-	2,344.05		(2,344.05)
235600	2012	69,738.64	-	-	56,392.84		(56,392.84)
235700	2012	-	-	-	-		-
235805	2012	-	-	-	-		-
235807	2012	119,408.93	-	-	-		-
236520	2012	-	-	-	-		-
236700	2012	65,830.13	-	-	505,315.66		(505,315.66)
237207	2012	174,960.80	-	-	-		-
237412	2012	-	-	-	-		-
237422	2012	-	-	-	-		-
237510	2012	-	-	-	-		-
237520	2012	50,216.44	-	-	9,144.00		(9,144.00)
237600	2012	2,570,159.88	-	-	657,089.62		(657,089.62)
237800	2012	62,101.69	-	-	145,225.77		(145,225.77)
237900	2012	103,132.33	-	-	59,054.10		(59,054.10)
238000	2012	177,936.72	1,902.01	-	502,668.95		(502,668.94)
238100	2012	21,456.05	-	-	160.76		(160.76)
238300	2012	34,186.56	-	-	73.73		(73.73)
238500	2012	-	-	-	-		-
238700	2012	-	-	-	-		-
238805	2012	-	-	-	-		-
238807	2012	291,768.42	-	-	-		-
239210	2012	310,706.10	-	-	-		-
239220	2012	-	-	-	-		-
239400	2012	-	-	-	-		-
239500	2012	-	-	-	-		-
239610	2012	38,114.52	-	-	-		-
239620	2012	-	-	-	-		-
239720	2012	-	-	-	-		-
312101	2012	-	-	-	-		-
312102	2012	-	-	-	-		-
312103	2012	-	-	-	-		-
312104	2012	-	-	-	-		-
312192	2012	-	-	-	-		-
330100	2012	-	-	-	-		-
330200	2012	-	-	-	-		-
330300	2012	5,324,541.93	-	-	-		-
330310	2012	-	-	-	-		-
330320	2012	-	-	-	-		-
338910	2012	-	-	-	-		-
338920	2012	-	-	-	-		-
339010	2012	141,161.23	-	-	25,220.85		(25,220.85)
339020	2012	-	-	-	-		-
339030	2012	126,116.15	-	-	13,917.56		(13,917.56)
339040	2012	-	-	-	-		-
339060	2012	-	-	-	-		-
339110	2012	-	-	-	-		-
339120	2012	-	-	-	-		-
339130	2012	-	-	-	-		-
339131	2012	1,791,812.48	-	-	-		-
339133	2012	-	-	-	-		-
339140	2012	-	-	-	-		-
339210	2012	18,895.24	-	-	-		-
339220	2012	-	-	-	-		-
339300	2012	-	-	-	-		-
339400	2012	-	-	-	-		-
339500	2012	-	-	-	-		-
339610	2012	-	-	-	-		-
339620	2012	-	-	-	-		-
339700	2012	9,920,467.03	3,000.00	-	34,954.33		(31,954.33)
339710	2012	1,458,950.07	-	-	-		-
339800	2012	-	-	-	-		-
339915	2012	-	-	-	-		-
130100	2013	-	-	-	-		-
130200	2013	-	-	-	-		-
131020	2013	-	-	-	-		-
131100	2013	524,191.47	398.16	-	837,767.62	2,396.46	(834,973.00)
131101	2013	-	-	-	-		-
131105	2013	-	-	-	-		-
131110	2013	-	-	-	-		-
131200	2013	5,121,552.64	76,188.53	-	3,902,276.61	158,088.66	(3,667,999.42)
131201	2013	-	-	-	-		-
131400	2013	998,736.38	-	-	661,894.25		(661,894.25)
131500	2013	671,067.87	-	-	30,949.72	3,042.37	(27,907.35)
131501	2013	-	-	-	-		-
131600	2013	7,457.07	-	-	-		-
131707	2013	1,220,420.39	-	-	-		-

Attachment to Response to DOD-FEA-1 Question No. 14

Louisville Gas & Electric Company
Salvage & Cost of Removal Study 1972 - Q1 2020

Page 1340 of 2358

Garrett/Spanos

Acct	Year	Ret	Salvage	CP Salvage	Removal	CP Removal	Net Salvage
133020	2013	-	-	-	-	-	-
133100	2013	43,799.14	-	-	-	-	-
133200	2013	-	-	-	186,013.49	-	(186,013.49)
133300	2013	200.47	-	-	998,102.46	-	(998,102.46)
133400	2013	-	-	-	-	-	-
133500	2013	-	-	-	-	-	-
133600	2013	-	-	-	-	-	-
133707	2013	1,450.15	-	-	-	-	-
134020	2013	-	-	-	-	-	-
134100	2013	-	-	-	-	-	-
134200	2013	-	-	-	-	-	-
134300	2013	2,362,677.73	-	-	180,390.62	-	(180,390.62)
134400	2013	-	-	-	-	-	-
134500	2013	57,671.45	-	-	0.03	-	(0.03)
134600	2013	-	-	-	-	-	-
134705	2013	-	-	-	-	-	-
134707	2013	-	-	-	-	-	-
135010	2013	-	-	-	-	-	-
135020	2013	-	-	-	-	-	-
135210	2013	-	-	-	-	-	-
135310	2013	789,941.01	-	-	298,041.12	12,959.14	(285,081.98)
135311	2013	-	-	-	-	-	-
135400	2013	84,625.81	-	-	10,254.47	-	(10,254.47)
135500	2013	154,718.85	-	-	442,667.00	35,110.25	(407,556.75)
135600	2013	286,923.60	23,276.59	-	526,224.14	2,454.67	(500,492.88)
135700	2013	-	-	-	-	-	-
135800	2013	-	-	-	-	-	-
135915	2013	-	-	-	-	-	-
135917	2013	-	-	-	-	-	-
136020	2013	-	-	-	-	-	-
136025	2013	-	-	-	-	-	-
136100	2013	13,608.85	-	-	7,161.31	-	(7,161.31)
136200	2013	1,574,061.59	558.60	-	334,507.37	-	(333,948.77)
136205	2013	-	-	-	-	-	-
136400	2013	928,004.24	4,891.68	-	887,595.47	50,818.43	(831,885.36)
136500	2013	1,851,318.95	5,944.72	-	1,619,864.56	51,630.42	(1,562,289.42)
136600	2013	13,099.37	-	-	3,060.20	-	(3,060.20)
136700	2013	322,299.72	-	-	88,585.96	1,007.66	(87,578.30)
136800	2013	1,357,713.99	146,906.55	-	81,824.25	-	65,082.30
136910	2013	11,529.26	-	-	24,386.68	1,543.10	(22,843.58)
136920	2013	6,209.33	-	-	-	-	-
137000	2013	107,835.57	-	-	-	-	-
137310	2013	1,358,315.72	-	-	568,402.04	5,900.13	(562,501.91)
137320	2013	457,632.47	1,426.42	-	301,568.57	-	(300,142.15)
137340	2013	-	-	-	-	-	-
137405	2013	-	-	-	-	-	-
137407	2013	-	-	-	-	-	-
139210	2013	40,601.02	-	-	-	-	-
139220	2013	-	-	-	-	-	-
139400	2013	-	-	-	-	-	-
139500	2013	-	-	-	-	-	-
139610	2013	103,943.24	-	-	-	-	-
139620	2013	-	-	-	-	-	-
139720	2013	-	-	-	-	-	-
230200	2013	-	-	-	-	-	-
235010	2013	-	-	-	-	-	-
235020	2013	-	-	-	-	-	-
235120	2013	73,060.52	-	-	2,739.66	-	(2,739.66)
235130	2013	-	-	-	-	-	-
235140	2013	63,298.21	-	-	48,294.82	-	(48,294.82)
235210	2013	-	-	-	-	-	-
235220	2013	-	-	-	-	-	-
235230	2013	-	-	-	-	-	-
235240	2013	8,236.93	-	-	-	-	-
235250	2013	-	-	-	-	-	-
235255	2013	147,819.39	-	-	15,583.75	-	(15,583.75)
235300	2013	88,600.60	-	-	17,862.83	-	(17,862.83)
235400	2013	103,148.00	-	-	11,735.79	-	(11,735.79)
235500	2013	-	-	-	-	-	-
235600	2013	414,542.98	-	-	1,747.96	-	(1,747.96)
235700	2013	24,779.21	-	-	109.39	-	(109.39)
235805	2013	47,890.87	-	-	-	-	-
235807	2013	-	-	-	-	-	-
236520	2013	-	-	-	-	-	-
236700	2013	8,667.86	-	-	272,808.09	-	(272,808.09)
237207	2013	90,574.19	-	-	-	-	-
237412	2013	-	-	-	-	-	-
237422	2013	-	-	-	-	-	-

Attachment to Response to DOD-FEA-1 Question No. 14

Louisville Gas & Electric Company
Salvage & Cost of Removal Study 1972 - Q1 2020

Page 1341 of 2358

Garrett/Spanos

Acct	Year	Ret	Salvage	CP Salvage	Removal	CP Removal	Net Salvage
237510	2013	167.36	-	-	-	-	-
237520	2013	3,744.41	-	-	2,208.22	-	(2,208.22)
237600	2013	2,785,050.73	-	-	364,736.66	3,149.23	(361,587.43)
237610	2013	-	-	-	-	-	-
237800	2013	1,838,098.44	-	-	2,143.78	-	(2,143.78)
237900	2013	277,750.54	-	-	44,861.60	-	(44,861.60)
238000	2013	3,696,998.22	-	-	268,337.99	-	(268,337.99)
238010	2013	-	-	-	-	-	-
238100	2013	48,974.36	15,720.38	-	135,572.08	-	(119,851.70)
238300	2013	-	-	-	-	-	-
238500	2013	-	-	-	-	-	-
238700	2013	-	-	-	-	-	-
238805	2013	-	-	-	-	-	-
238807	2013	183,448.20	-	-	-	-	-
239210	2013	80,756.74	-	-	-	-	-
239220	2013	-	-	-	-	-	-
239400	2013	-	-	-	-	-	-
239500	2013	-	-	-	-	-	-
239610	2013	10,344.82	-	-	-	-	-
239620	2013	-	-	-	-	-	-
239720	2013	-	-	-	-	-	-
312101	2013	-	-	-	-	-	-
312102	2013	-	-	-	-	-	-
312103	2013	-	-	-	-	-	-
312104	2013	-	-	-	-	-	-
312192	2013	-	-	-	-	-	-
330100	2013	-	-	-	-	-	-
330200	2013	-	-	-	-	-	-
330300	2013	905,817.04	-	-	-	-	-
330310	2013	-	-	-	-	-	-
330320	2013	-	-	-	-	-	-
338910	2013	-	-	-	-	-	-
338920	2013	-	-	-	-	-	-
339010	2013	402,973.29	-	-	35,638.11	-	(35,638.11)
339020	2013	-	-	-	-	-	-
339030	2013	4,924.39	-	-	3,774.47	-	(3,774.47)
339040	2013	2,747.74	-	-	17,435.83	-	(17,435.83)
339060	2013	-	-	-	-	-	-
339110	2013	-	-	-	-	-	-
339120	2013	-	-	-	-	-	-
339130	2013	-	-	-	-	-	-
339131	2013	207,639.57	-	-	-	-	-
339133	2013	-	-	-	-	-	-
339140	2013	-	-	-	-	-	-
339200	2013	-	-	-	-	-	-
339210	2013	-	-	-	-	-	-
339220	2013	-	-	-	-	-	-
339300	2013	-	-	-	-	-	-
339400	2013	-	-	-	-	-	-
339500	2013	-	-	-	-	-	-
339610	2013	-	-	-	-	-	-
339620	2013	-	-	-	-	-	-
339700	2013	18,963.92	-	-	52,795.26	-	(52,795.26)
339710	2013	-	-	-	-	-	-
339800	2013	-	-	-	-	-	-
339915	2013	-	-	-	-	-	-
130100	2014	-	-	-	-	-	-
130200	2014	-	-	-	-	-	-
131020	2014	-	-	-	-	-	-
131100	2014	639,283.27	-	-	404,042.82	76,791.65	(327,251.17)
131101	2014	-	-	-	-	-	-
131105	2014	-	-	-	-	-	-
131110	2014	-	-	-	-	-	-
131200	2014	6,768,407.96	-	-	1,079,308.29	72,378.78	(1,006,929.51)
131201	2014	-	-	-	-	-	-
131400	2014	564,792.19	-	-	488,403.42	12,236.48	(476,166.94)
131500	2014	196,133.21	-	-	211,868.82	-	(211,868.82)
131501	2014	-	-	-	-	-	-
131600	2014	94,076.71	-	-	-	-	-
131707	2014	17,630.85	-	-	-	-	-
133020	2014	-	-	-	-	-	-
133100	2014	13,365.63	-	-	7,404.64	-	(7,404.64)
133200	2014	161,057.81	-	-	-	-	-
133300	2014	301,529.68	-	-	-	-	-
133400	2014	2,725.53	-	-	-	-	-
133500	2014	-	-	-	-	-	-
133600	2014	-	-	-	-	-	-
133707	2014	-	-	-	-	-	-

Attachment to Response to DOD-FEA-1 Question No. 14

Louisville Gas & Electric Company
Salvage & Cost of Removal Study 1972 - Q1 2020

Page 1342 of 2358

Garrett/Spanos

Acct	Year	Ret	Salvage	CP Salvage	Removal	CP Removal	Net Salvage
134020	2014	-	-	-	-	-	-
134100	2014	-	-	-	-	-	-
134200	2014	-	-	-	-	-	-
134300	2014	(52,396.24)	6,771.00	-	84,508.18	-	(77,737.18)
134400	2014	248,505.98	-	-	-	-	-
134500	2014	-	-	-	-	-	-
134600	2014	-	-	-	-	-	-
134705	2014	-	-	-	-	-	-
134707	2014	-	-	-	-	-	-
135010	2014	-	-	-	-	-	-
135020	2014	-	-	-	-	-	-
135210	2014	8,172.71	-	-	18,886.25	-	(18,886.25)
135310	2014	458,805.19	54,000.00	-	141,101.66	-	(87,101.66)
135311	2014	-	-	-	-	-	-
135400	2014	127,267.54	2,447.70	-	303,744.36	(20,377.49)	(321,674.15)
135500	2014	252,096.46	31,286.88	-	407,782.34	-	(376,495.46)
135600	2014	409,195.47	8,850.95	-	267,951.08	23,337.64	(235,762.49)
135700	2014	-	-	-	-	-	-
135800	2014	-	-	-	-	-	-
135915	2014	-	-	-	-	-	-
135917	2014	-	-	-	-	-	-
136020	2014	-	-	-	-	-	-
136025	2014	-	-	-	-	-	-
136100	2014	16,653.16	-	-	-	-	-
136200	2014	323,004.73	2,748.39	-	191,927.82	26,646.50	(162,532.93)
136205	2014	-	-	-	-	-	-
136400	2014	1,350,738.75	213,141.18	-	3,055,576.20	84,043.47	(2,758,391.55)
136500	2014	1,732,260.08	59,994.94	-	1,572,210.23	145,944.77	(1,366,270.52)
136600	2014	3,120.92	-	-	8,189.69	-	(8,189.69)
136700	2014	621,292.66	88,411.31	-	919,655.21	4,055.86	(827,188.04)
136800	2014	895,123.71	294,942.21	-	168,914.83	29,366.44	155,393.82
136910	2014	344.11	-	-	808.22	-	(808.22)
136920	2014	-	-	-	-	-	-
137000	2014	178,035.20	-	-	-	-	-
137310	2014	946,872.11	27,260.17	-	826,748.36	12,588.35	(786,899.84)
137320	2014	543,673.56	2,638.74	-	285,954.87	94.66	(283,221.47)
137340	2014	-	-	-	-	-	-
137405	2014	515.96	-	-	-	-	-
137407	2014	10,341.33	-	-	-	-	-
139210	2014	110,843.49	-	-	-	-	-
139220	2014	-	-	-	-	-	-
139400	2014	-	-	-	-	-	-
139500	2014	-	-	-	-	-	-
139610	2014	-	-	-	-	-	-
139620	2014	-	-	-	-	-	-
139720	2014	-	-	-	-	-	-
230200	2014	-	-	-	-	-	-
235010	2014	-	-	-	-	-	-
235020	2014	-	-	-	-	-	-
235120	2014	695.25	-	-	-	-	-
235130	2014	-	-	-	-	-	-
235140	2014	10,396.83	-	-	35,000.00	-	(35,000.00)
235210	2014	-	-	-	-	-	-
235220	2014	-	-	-	-	-	-
235230	2014	-	-	-	-	-	-
235240	2014	45,343.19	-	-	103,486.80	-	(103,486.80)
235250	2014	-	-	-	-	-	-
235255	2014	113,826.14	-	-	243,948.78	-	(243,948.78)
235300	2014	56,041.45	-	-	29,757.66	-	(29,757.66)
235400	2014	101,548.79	414.66	-	41,978.28	-	(41,563.62)
235500	2014	40,157.06	-	-	41,334.42	-	(41,334.42)
235600	2014	152,763.10	-	-	128,604.49	-	(128,604.49)
235700	2014	106,887.80	767.34	-	11,494.48	-	(10,727.14)
235805	2014	32,559.31	-	-	-	-	-
235807	2014	151,634.02	-	-	-	-	-
236520	2014	-	-	-	-	-	-
236700	2014	441,353.31	-	-	187,257.84	-	(187,257.84)
237207	2014	99,184.48	-	-	-	-	-
237412	2014	-	-	-	-	-	-
237422	2014	-	-	-	-	-	-
237510	2014	18,106.27	-	-	2,429.81	-	(2,429.81)
237520	2014	9,678.96	-	-	9,300.00	-	(9,300.00)
237600	2014	3,106,364.95	-	-	559,487.96	1,350.00	(558,137.96)
237610	2014	-	-	-	-	-	-
237800	2014	1,766.30	-	-	-	-	-
237900	2014	47,417.89	-	-	32,316.61	-	(32,316.61)
238000	2014	3,862,707.15	-	-	312,017.15	-	(312,017.15)
238010	2014	-	-	-	-	-	-

Attachment to Response to DOD-FEA-1 Question No. 14

Louisville Gas & Electric Company
Salvage & Cost of Removal Study 1972 - Q1 2020

Page 1343 of 2358

Garrett/Spanos

Acct	Year	Ret	Salvage	CP Salvage	Removal	CP Removal	Net Salvage
238100	2014	1,136,716.65	8,762.88	-	115,036.64	-	(106,273.76)
238300	2014	219,487.51	-	-	510.00	-	(510.00)
238500	2014	-	-	-	-	-	-
238700	2014	-	-	-	-	-	-
238805	2014	-	-	-	-	-	-
238807	2014	256,518.91	-	-	-	-	-
239210	2014	-	-	-	-	-	-
239220	2014	2,860.83	97.40	-	7.11	-	90.29
239400	2014	-	-	-	-	-	-
239500	2014	-	-	-	-	-	-
239610	2014	134,492.17	-	-	-	-	-
239620	2014	-	-	-	-	-	-
239720	2014	-	-	-	-	-	-
312101	2014	-	-	-	-	-	-
312102	2014	-	-	-	-	-	-
312103	2014	-	-	-	-	-	-
312104	2014	-	-	-	-	-	-
312192	2014	-	-	-	-	-	-
330100	2014	-	-	-	-	-	-
330200	2014	-	-	-	-	-	-
330300	2014	1,245,226.63	-	-	-	-	-
330310	2014	-	-	-	-	-	-
330320	2014	-	-	-	-	-	-
338910	2014	-	-	-	-	-	-
338920	2014	-	-	-	-	-	-
339010	2014	258,315.82	-	-	44,055.01	-	(44,055.01)
339020	2014	-	-	-	-	-	-
339030	2014	1,002.47	-	-	(5,071.34)	-	5,071.34
339040	2014	776.17	-	-	-	-	-
339060	2014	-	-	-	-	-	-
339110	2014	-	-	-	-	-	-
339120	2014	-	-	-	-	-	-
339130	2014	-	-	-	-	-	-
339131	2014	56,715.18	-	-	-	-	-
339133	2014	-	-	-	-	-	-
339140	2014	-	-	-	-	-	-
339200	2014	-	-	-	-	-	-
339210	2014	-	-	-	-	-	-
339220	2014	-	-	-	-	-	-
339300	2014	-	-	-	-	-	-
339400	2014	-	-	-	-	-	-
339500	2014	-	-	-	-	-	-
339610	2014	-	-	-	-	-	-
339620	2014	-	-	-	-	-	-
339700	2014	3,157.76	-	-	9,084.29	-	(9,084.29)
339710	2014	-	-	-	-	-	-
339800	2014	-	-	-	-	-	-
339915	2014	107,438.26	-	-	-	-	-
130100	2015	-	-	-	-	-	-
130200	2015	-	-	-	-	-	-
131020	2015	-	-	-	-	-	-
131100	2015	30,887,394.00	-	-	386,410.08	32,500.00	(353,910.08)
131101	2015	-	-	-	-	-	-
131105	2015	-	-	-	-	-	-
131110	2015	-	-	-	-	-	-
131200	2015	375,572,896.20	44,171.36	-	4,800,774.01	390,285.35	(4,366,317.30)
131201	2015	-	-	-	-	-	-
131400	2015	43,111,774.21	923,935.66	-	1,289,267.04	-	(365,331.38)
131500	2015	53,436,072.50	27,259.87	-	131,720.39	-	(104,460.52)
131501	2015	-	-	-	-	-	-
131600	2015	3,012,712.31	-	-	188.00	-	(188.00)
131707	2015	222,925.21	-	-	-	-	-
133020	2015	-	-	-	-	-	-
133100	2015	5,837.12	-	-	14,860.88	-	(14,860.88)
133200	2015	-	-	-	-	-	-
133300	2015	48,704.49	-	-	2,035.49	-	(2,035.49)
133400	2015	10,626.42	-	-	-	-	-
133500	2015	-	-	-	-	-	-
133600	2015	-	-	-	-	-	-
133707	2015	-	-	-	-	-	-
134020	2015	-	-	-	-	-	-
134100	2015	-	-	-	-	-	-
134200	2015	-	-	-	-	-	-
134300	2015	177,520.86	-	-	-	-	-
134400	2015	-	-	-	-	-	-
134500	2015	23,085.81	-	-	7,519.76	-	(7,519.76)
134600	2015	-	-	-	-	-	-
134705	2015	-	-	-	-	-	-

Attachment to Response to DOD-FEA-1 Question No. 14

Louisville Gas & Electric Company
Salvage & Cost of Removal Study 1972 - Q1 2020

Page 1344 of 2358

Garrett/Spanos

Acct	Year	Ret	Salvage	CP Salvage	Removal	CP Removal	Net Salvage
134707	2015	-	-	-	-	-	-
135010	2015	-	-	-	-	-	-
135020	2015	1,556.97	-	-	-	-	-
135210	2015	17,436.80	-	-	11,027.42	-	(11,027.42)
135310	2015	3,227,744.23	154,731.39	-	2,082,021.63	-	(1,927,290.24)
135311	2015	-	-	-	-	-	-
135320	2015	-	-	-	-	-	-
135400	2015	22,677.44	-	-	78,104.51	-	(78,104.51)
135500	2015	553,177.44	18,066.96	-	671,761.89	23,492.33	(630,202.60)
135600	2015	84,639.02	30,300.40	-	598,209.31	21,781.58	(546,127.33)
135700	2015	-	-	-	-	-	-
135800	2015	-	-	-	-	-	-
135915	2015	-	-	-	-	-	-
135917	2015	-	-	-	-	-	-
136020	2015	23,069.25	-	-	(102,340.58)	-	102,340.58
136025	2015	-	-	-	-	-	-
136100	2015	81,048.58	-	-	11,333.18	-	(11,333.18)
136200	2015	854,431.32	37,325.93	-	278,424.22	-	(241,098.29)
136205	2015	-	-	-	-	-	-
136400	2015	1,562,249.16	10,550.60	-	1,613,227.13	53,447.02	(1,549,229.51)
136500	2015	2,583,877.57	235,092.05	-	2,479,842.53	64,028.72	(2,180,721.76)
136600	2015	144,361.83	2,817.36	-	150.22	-	2,667.14
136700	2015	282,083.85	68,829.13	-	241,653.01	8,767.38	(164,056.50)
136800	2015	260,203.05	250,061.57	-	410,850.96	47,625.46	(113,163.93)
136910	2015	3.69	-	-	-	-	-
136920	2015	-	-	-	-	-	-
137000	2015	56,715.57	-	-	-	-	-
137001	2015	-	-	-	-	-	-
137310	2015	789,929.34	1,837.76	-	535,804.54	2,767.67	(531,199.11)
137320	2015	157,229.06	519.27	-	115,779.70	19,418.74	(95,841.69)
137340	2015	-	-	-	-	-	-
137405	2015	-	-	-	-	-	-
137407	2015	8,051.79	-	-	-	-	-
139200	2015	-	-	-	-	-	-
139210	2015	5,284,388.98	-	-	-	-	-
139220	2015	295,105.57	-	-	-	-	-
139400	2015	142,874.70	-	-	-	-	-
139500	2015	-	-	-	-	-	-
139610	2015	425,795.76	-	-	-	-	-
139620	2015	-	-	-	-	-	-
139720	2015	-	-	-	-	-	-
230200	2015	-	-	-	-	-	-
235010	2015	-	-	-	-	-	-
235020	2015	-	-	-	-	-	-
235120	2015	-	-	-	-	-	-
235130	2015	-	-	-	-	-	-
235140	2015	7,544.14	-	-	46,909.79	-	(46,909.79)
235210	2015	-	-	-	-	-	-
235220	2015	-	-	-	-	-	-
235230	2015	-	-	-	-	-	-
235240	2015	69,703.78	-	-	186,241.21	-	(186,241.21)
235250	2015	-	-	-	-	-	-
235255	2015	436,018.37	3,018.85	-	404,105.43	-	(401,086.58)
235300	2015	24,530.79	-	-	41,578.90	-	(41,578.90)
235400	2015	43,150.23	-	-	32,200.25	-	(32,200.25)
235500	2015	-	-	-	-	-	-
235600	2015	32,233.38	-	-	23,009.83	-	(23,009.83)
235700	2015	7,066.72	3,850.00	-	556.76	-	3,293.24
235805	2015	-	-	-	-	-	-
235807	2015	248,316.59	-	-	-	-	-
236520	2015	-	-	-	-	-	-
236700	2015	362,789.15	-	-	118,408.74	-	(118,408.74)
237207	2015	41,150.25	-	-	-	-	-
237412	2015	126.51	-	-	-	-	-
237422	2015	-	-	-	-	-	-
237510	2015	33,752.17	352.24	-	17,178.67	16,700.93	(125.50)
237520	2015	-	-	-	-	-	-
237600	2015	291,982.91	-	-	225,728.53	-	(225,728.53)
237610	2015	-	-	-	-	-	-
237800	2015	68,553.14	-	-	29,990.94	-	(29,990.94)
237900	2015	386,646.01	3,085.07	-	189,487.30	146,282.13	(40,120.10)
238000	2015	4,016,407.69	-	-	761,115.38	-	(761,115.38)
238010	2015	-	-	-	-	-	-
238100	2015	744,042.87	14,813.69	-	169,789.62	-	(154,975.93)
238300	2015	379,124.73	-	-	1,460.65	-	(1,460.65)
238500	2015	-	-	-	-	-	-
238700	2015	-	-	-	-	-	-
238805	2015	-	-	-	-	-	-

Attachment to Response to DOD-FEA-1 Question No. 14

Louisville Gas & Electric Company
Salvage & Cost of Removal Study 1972 - Q1 2020

Page 1345 of 2358

Garrett/Spanos

Acct	Year	Ret	Salvage	CP Salvage	Removal	CP Removal	Net Salvage
238807	2015	286,698.52	-	-	-	-	-
239200	2015	-	-	-	-	-	-
239210	2015	137,416.40	-	-	-	-	-
239220	2015	247,097.77	1,681.03	-	104.47	-	1,576.56
239400	2015	-	-	-	-	-	-
239500	2015	-	-	-	-	-	-
239610	2015	81,787.13	-	-	-	-	-
239620	2015	-	-	-	-	-	-
239720	2015	-	-	-	-	-	-
312101	2015	-	-	-	-	-	-
312102	2015	-	-	-	-	-	-
312103	2015	-	-	-	-	-	-
312104	2015	516.72	-	-	-	-	-
312192	2015	-	-	-	-	-	-
330100	2015	-	-	-	-	-	-
330200	2015	-	-	-	-	-	-
330300	2015	2,320,967.22	-	-	-	-	-
330310	2015	-	-	-	-	-	-
330320	2015	-	-	-	-	-	-
338910	2015	-	-	-	-	-	-
338920	2015	-	-	-	-	-	-
339010	2015	944,933.09	-	-	16,510.09	-	(16,510.09)
339020	2015	-	-	-	-	-	-
339030	2015	8,932.48	-	-	-	-	-
339040	2015	525.93	-	-	-	-	-
339060	2015	-	-	-	-	-	-
339110	2015	4,001,949.67	-	-	-	-	-
339120	2015	1,092,527.02	-	-	-	-	-
339130	2015	7,734,750.76	-	-	-	-	-
339131	2015	1,106,479.32	-	-	-	-	-
339133	2015	-	-	-	-	-	-
339140	2015	1,595,697.20	-	-	-	-	-
339200	2015	-	-	-	-	-	-
339210	2015	-	-	-	-	-	-
339220	2015	34,328.03	-	-	-	-	-
339300	2015	-	-	-	-	-	-
339400	2015	-	-	-	-	-	-
339500	2015	-	-	-	-	-	-
339610	2015	-	-	-	-	-	-
339620	2015	-	-	-	-	-	-
339700	2015	259,439.85	-	-	-	-	-
339710	2015	69,835.13	-	-	-	-	-
339800	2015	-	-	-	-	-	-
339915	2015	-	-	-	-	-	-
130100	2016	-	-	-	-	-	-
130200	2016	-	-	-	-	-	-
131020	2016	-	-	-	-	-	-
131100	2016	533,974.97	-	-	81,645.31	(649.35)	(82,294.66)
131101	2016	-	-	-	-	-	-
131105	2016	-	-	-	-	-	-
131110	2016	-	-	-	-	-	-
131200	2016	71,290,646.28	(417,878.95)	-	2,545,035.67	(263,854.65)	(3,226,769.27)
131201	2016	-	-	-	-	-	-
131400	2016	(43,222.04)	-	-	953,233.87	(219.98)	(953,453.85)
131500	2016	1,616,603.42	(42,500.00)	-	56,804.02	-	(99,304.02)
131501	2016	-	-	-	-	-	-
131600	2016	123,601.58	(2,650.00)	-	5,116.35	-	(7,766.35)
131707	2016	765,926.26	-	-	-	-	-
131708	2016	-	-	-	-	-	-
133020	2016	-	-	-	-	-	-
133100	2016	3,671.55	-	-	10,232.70	-	(10,232.70)
133200	2016	73,001.94	-	-	5,116.35	-	(5,116.35)
133300	2016	57,217.40	-	-	637.41	-	(637.41)
133400	2016	-	-	-	-	-	-
133500	2016	1,539.00	(110.96)	-	(0.59)	-	(110.37)
133600	2016	-	-	-	-	-	-
133707	2016	-	-	-	-	-	-
134020	2016	-	-	-	-	-	-
134100	2016	133,323.27	(1,410.61)	-	37,936.64	-	(39,347.25)
134200	2016	-	-	-	-	-	-
134300	2016	27,072.28	-	-	1,179.34	-	(1,179.34)
134400	2016	40,808.99	(1.48)	-	(0.01)	-	(1.47)
134500	2016	89,026.15	(21.75)	-	(0.12)	-	(21.63)
134600	2016	-	-	-	-	-	-
134705	2016	-	-	-	-	-	-
134707	2016	-	-	-	-	-	-
135010	2016	-	-	-	-	-	-
135020	2016	-	-	-	(26,900.00)	-	26,900.00

Attachment to Response to DOD-FEA-1 Question No. 14

Louisville Gas & Electric Company
Salvage & Cost of Removal Study 1972 - Q1 2020

Page 1346 of 2358

Garrett/Spanos

Acct	Year	Ret	Salvage	CP Salvage	Removal	CP Removal	Net Salvage
135210	2016	70,611.93	(13,492.08)	-	965.32	-	(14,457.40)
135220	2016	-	-	-	-	-	-
135310	2016	1,387,645.07	(158,311.54)	-	127,247.31	26,121.49	(259,437.36)
135311	2016	-	-	-	-	-	-
135320	2016	-	-	-	-	-	-
135400	2016	189,827.35	(3,465.83)	-	75,564.60	(7,549.63)	(86,580.06)
135500	2016	389,631.44	(1,262.01)	-	561,670.55	(21,178.57)	(584,111.13)
135600	2016	379,145.06	(3,408.49)	-	992,249.56	(191.83)	(995,849.88)
135700	2016	-	-	-	-	-	-
135800	2016	-	-	-	-	-	-
135915	2016	-	-	-	-	-	-
135917	2016	-	-	-	-	-	-
136020	2016	-	-	-	-	-	-
136025	2016	-	-	-	-	-	-
136100	2016	25,028.79	(753.03)	-	3,096.17	-	(3,849.20)
136200	2016	595,619.43	(9.19)	-	140,160.75	-	(140,169.94)
136205	2016	-	-	-	-	-	-
136400	2016	1,437,598.99	(18,342.91)	-	1,678,986.31	(115,869.66)	(1,813,198.88)
136500	2016	2,273,790.48	(42,437.62)	-	2,584,747.44	(361,772.38)	(2,988,957.44)
136600	2016	188,472.62	(1,152.98)	-	32,393.44	(606.82)	(34,153.24)
136700	2016	1,261,866.46	(67,518.90)	-	1,399,917.97	(202,968.67)	(1,670,405.54)
136800	2016	334,282.64	(27,688.01)	-	273,457.21	(31,209.42)	(332,354.64)
136910	2016	26,404.25	-	-	199,096.65	-	(199,096.65)
136920	2016	112,759.03	-	-	135,824.59	-	(135,824.59)
137000	2016	523,208.86	(5,209.87)	-	-	-	(5,209.87)
137001	2016	-	-	-	-	-	-
137101	2016	-	-	-	-	-	-
137310	2016	1,823,106.25	(6,820.60)	-	943,964.46	(986.33)	(951,771.39)
137320	2016	1,600,511.42	(4,139.47)	-	188,926.18	(18.07)	(193,083.72)
137340	2016	-	-	-	-	-	-
137405	2016	-	-	-	-	-	-
137407	2016	-	-	-	-	-	-
139200	2016	27,381.54	-	-	-	-	-
139210	2016	48,978.50	0.00	-	-	-	0.00
139220	2016	-	-	-	-	-	-
139400	2016	92,166.14	-	-	-	-	-
139500	2016	-	-	-	-	-	-
139610	2016	-	-	-	-	-	-
139620	2016	-	-	-	-	-	-
139720	2016	407,012.05	-	-	-	-	-
230200	2016	-	-	-	-	-	-
235010	2016	-	-	-	-	-	-
235020	2016	-	-	-	-	-	-
235120	2016	3,024.64	-	-	176.20	-	(176.20)
235130	2016	108.56	(7.83)	-	(0.04)	-	(7.79)
235140	2016	9,637.80	(74.07)	-	21,160.15	-	(21,234.22)
235210	2016	-	-	-	-	-	-
235220	2016	-	-	-	-	-	-
235230	2016	-	-	-	-	-	-
235240	2016	-	-	-	-	-	-
235250	2016	-	-	-	-	-	-
235255	2016	26,431.73	-	-	120,267.01	-	(120,267.01)
235300	2016	6,179.06	-	-	11,389.45	-	(11,389.45)
235400	2016	364,291.37	-	-	144,422.46	-	(144,422.46)
235500	2016	2,288.25	-	-	-	-	-
235600	2016	34,323.68	-	-	295,838.98	-	(295,838.98)
235700	2016	4,875.81	(351.55)	-	(1.89)	-	(349.66)
235805	2016	4,450.28	-	-	-	-	-
235807	2016	52,867.67	-	-	-	-	-
236520	2016	-	-	-	-	-	-
236700	2016	88,991.00	-	-	61,231.55	-	(61,231.55)
237207	2016	2,851.93	-	-	-	-	-
237412	2016	-	-	-	-	-	-
237422	2016	-	-	-	-	-	-
237510	2016	597.48	-	-	780.63	-	(780.63)
237520	2016	3,808.67	-	-	-	-	-
237600	2016	309,953.23	-	-	413,585.53	4,945.86	(408,639.67)
237610	2016	-	-	-	-	-	-
237800	2016	87,472.57	(9.25)	-	21,864.98	-	(21,874.23)
237900	2016	24,883.53	-	-	47,161.63	-	(47,161.63)
238000	2016	7,034,482.94	-	-	1,550,883.99	-	(1,550,883.99)
238010	2016	-	-	-	-	-	-
238100	2016	846,588.36	(2,541.22)	-	308,286.78	-	(310,828.00)
238300	2016	183,921.28	-	-	-	-	-
238500	2016	-	-	-	-	-	-
238700	2016	-	-	-	-	-	-
238805	2016	-	-	-	-	-	-
238807	2016	487,435.15	-	-	-	-	-

Attachment to Response to DOD-FEA-1 Question No. 14

Louisville Gas & Electric Company
Salvage & Cost of Removal Study 1972 - Q1 2020

Page 1347 of 2358

Garrett/Spanos

Acct	Year	Ret	Salvage	CP Salvage	Removal	CP Removal	Net Salvage
239200	2016	-	-	-	-	-	-
239210	2016	-	-	-	-	-	-
239220	2016	2,173.00	(647.89)	-	(22.96)	-	(624.93)
239400	2016	245,638.37	-	-	-	-	-
239500	2016	-	-	-	-	-	-
239610	2016	174,040.09	(43,607.11)	-	(1,545.44)	-	(42,061.67)
239620	2016	-	-	-	-	-	-
239720	2016	-	-	-	-	-	-
312101	2016	-	-	-	-	-	-
312102	2016	-	-	-	-	-	-
312103	2016	-	-	-	-	-	-
312104	2016	-	-	-	-	-	-
312192	2016	-	-	-	-	-	-
330100	2016	-	-	-	-	-	-
330200	2016	-	-	-	-	-	-
330300	2016	7,105,652.66	-	-	-	-	-
330310	2016	-	-	-	-	-	-
330320	2016	-	-	-	-	-	-
338910	2016	-	-	-	-	-	-
338920	2016	-	-	-	-	-	-
339010	2016	224,940.09	-	-	37,056.64	-	(37,056.64)
339020	2016	-	-	-	-	-	-
339030	2016	81,110.28	-	-	-	-	-
339040	2016	-	-	-	-	-	-
339060	2016	-	-	-	-	-	-
339110	2016	149,020.10	-	-	973.36	-	(973.36)
339120	2016	177,487.45	-	-	33,377.59	-	(33,377.59)
339130	2016	4,312,339.99	-	-	-	-	-
339131	2016	1,228,505.58	-	-	-	-	-
339133	2016	-	-	-	-	-	-
339140	2016	6,516.09	-	-	-	-	-
339200	2016	-	-	-	-	-	-
339210	2016	-	-	-	-	-	-
339220	2016	7,703.58	-	-	-	-	-
339300	2016	-	-	-	-	-	-
339400	2016	-	-	-	-	-	-
339500	2016	-	-	-	-	-	-
339610	2016	-	-	-	-	-	-
339620	2016	-	-	-	-	-	-
339700	2016	10,069,894.31	(1,397.96)	-	79,484.71	-	(80,882.67)
339710	2016	4,105,438.96	-	-	-	-	-
339800	2016	-	-	-	-	-	-
339915	2016	-	-	-	-	-	-
130100	2017	-	-	-	-	-	-
130200	2017	-	-	-	-	-	-
131020	2017	-	-	-	-	-	-
131100	2017	209,322.45	-	-	70,122.18	(1,391.62)	(71,513.80)
131101	2017	-	-	-	-	-	-
131105	2017	-	-	-	-	-	-
131110	2017	-	-	-	-	-	-
131200	2017	13,091,124.68	(66,442.00)	-	30,451,503.38	(321,216.45)	(30,839,161.83)
131201	2017	-	-	-	-	-	-
131400	2017	1,207,097.31	(748,975.91)	-	314,039.02	(17,100.98)	(1,080,115.91)
131500	2017	22,054.35	-	-	19,822.47	-	(19,822.47)
131501	2017	-	-	-	-	-	-
131600	2017	207,366.95	-	-	-	-	-
131707	2017	20,817,965.80	-	-	-	-	-
131708	2017	-	-	-	-	-	-
133020	2017	-	-	-	-	-	-
133100	2017	28,266.74	-	-	-	-	-
133200	2017	7,416.11	-	-	-	-	-
133300	2017	153,828.44	-	-	-	-	-
133400	2017	21,090.50	-	-	-	-	-
133500	2017	3,309.58	-	-	-	-	-
133600	2017	-	-	-	-	-	-
133707	2017	-	-	-	-	-	-
134020	2017	-	-	-	-	-	-
134100	2017	-	-	-	-	-	-
134200	2017	21,564.32	-	-	15,336.32	-	(15,336.32)
134300	2017	890,334.67	-	-	100,424.42	-	(100,424.42)
134400	2017	308,016.35	-	-	71,189.86	-	(71,189.86)
134500	2017	-	-	-	-	-	-
134600	2017	22,884.80	-	-	-	-	-
134705	2017	-	-	-	-	-	-
134707	2017	-	-	-	-	-	-
135010	2017	-	-	-	-	-	-
135020	2017	-	-	-	-	-	-
135210	2017	26,705.65	-	-	19,272.76	-	(19,272.76)

Attachment to Response to DOD-FEA-1 Question No. 14

Louisville Gas & Electric Company
Salvage & Cost of Removal Study 1972 - Q1 2020

Page 1348 of 2358

Garrett/Spanos

Acct	Year	Ret	Salvage	CP Salvage	Removal	CP Removal	Net Salvage
135220	2017	-	-	-	-	-	-
135310	2017	1,324,026.52	(6,270.33)	-	1,238,941.98	-	(1,245,212.31)
135311	2017	-	-	-	-	-	-
135320	2017	-	-	-	-	-	-
135400	2017	(91,139.37)	-	-	-	-	-
135500	2017	468,266.03	(378.27)	-	238,725.34	-	(239,103.61)
135600	2017	241,276.93	(13.13)	-	137,831.15	-	(137,844.28)
135700	2017	-	-	-	-	-	-
135800	2017	-	-	-	-	-	-
135915	2017	-	-	-	-	-	-
135917	2017	7,370.88	-	-	-	-	-
136020	2017	-	-	-	-	-	-
136025	2017	-	-	-	-	-	-
136100	2017	22,759.97	-	-	17,539.36	-	(17,539.36)
136200	2017	711,864.94	(11,698.48)	-	148,803.63	-	(160,502.11)
136205	2017	-	-	-	-	-	-
136400	2017	2,893,219.44	(997.83)	-	3,250,677.96	(311,095.41)	(3,562,771.20)
136500	2017	2,802,229.80	(95,894.16)	-	1,646,848.89	(162,255.87)	(1,904,998.92)
136600	2017	408,131.74	(18,723.83)	-	266,156.25	(20,288.21)	(305,168.29)
136700	2017	1,580,438.90	(179,668.96)	-	1,206,894.14	(76,642.25)	(1,463,205.35)
136800	2017	2,952,153.80	(255,445.56)	-	1,983,595.72	(1,745,409.29)	(3,984,450.57)
136910	2017	37,302.65	-	-	244,529.68	-	(244,529.68)
136920	2017	41,292.16	-	-	168,626.65	-	(168,626.65)
137000	2017	3,083,601.81	-	-	-	-	-
137001	2017	77,652.32	(72,404.10)	-	-	-	(72,404.10)
137020	2017	-	-	-	-	-	-
137101	2017	-	-	-	-	-	-
137310	2017	82,893.62	(42.11)	-	883,470.35	-	(883,512.46)
137320	2017	205,459.60	(23,424.71)	-	423,274.24	-	(446,698.95)
137340	2017	-	-	-	-	-	-
137405	2017	16,644.41	-	-	-	-	-
137407	2017	25,506.84	-	-	-	-	-
139200	2017	-	-	-	-	-	-
139210	2017	43,755.68	-	-	-	-	-
139220	2017	120,866.21	-	-	-	-	-
139400	2017	143,955.40	-	-	-	-	-
139500	2017	-	-	-	-	-	-
139610	2017	421,228.56	-	-	-	-	-
139620	2017	-	-	-	-	-	-
139720	2017	-	-	-	-	-	-
230200	2017	-	-	-	-	-	-
235010	2017	-	-	-	-	-	-
235020	2017	-	-	-	-	-	-
235120	2017	10,299.04	(696.13)	-	72,521.63	-	(73,217.76)
235130	2017	-	-	-	-	-	-
235140	2017	4,266.48	-	-	9,443.13	-	(9,443.13)
235210	2017	-	-	-	-	-	-
235220	2017	-	-	-	-	-	-
235230	2017	-	-	-	-	-	-
235240	2017	22,422.08	-	-	71,846.05	-	(71,846.05)
235250	2017	-	-	-	-	-	-
235255	2017	93,523.34	-	-	178,025.79	-	(178,025.79)
235300	2017	36,754.15	-	-	6,665.43	-	(6,665.43)
235400	2017	140,346.94	-	-	271,117.17	-	(271,117.17)
235500	2017	13,110.70	-	-	2,691.52	-	(2,691.52)
235600	2017	178,700.26	-	-	7,168.79	-	(7,168.79)
235700	2017	-	-	-	-	-	-
235805	2017	60,682.27	-	-	-	-	-
235807	2017	113,692.42	-	-	-	-	-
236520	2017	-	-	-	-	-	-
236700	2017	217,700.06	-	-	114,945.03	-	(114,945.03)
237207	2017	42,504.33	-	-	-	-	-
237412	2017	-	-	-	-	-	-
237422	2017	-	-	-	-	-	-
237510	2017	-	-	-	-	-	-
237520	2017	-	-	-	-	-	-
237600	2017	1,280,572.20	-	-	99,766.20	(39,916.24)	(139,682.44)
237610	2017	-	-	-	-	-	-
237620	2017	-	-	-	-	-	-
237800	2017	9,430.72	-	-	25,403.28	-	(25,403.28)
237900	2017	324,494.27	-	-	89,852.37	-	(89,852.37)
238000	2017	171,007.24	-	-	38,057.43	-	(38,057.43)
238010	2017	-	-	-	-	-	-
238020	2017	-	-	-	-	-	-
238100	2017	730,340.16	(30,729.81)	-	363,690.64	-	(394,420.45)
238300	2017	53.07	-	-	1,191.46	-	(1,191.46)
238500	2017	-	-	-	-	-	-
238700	2017	-	-	-	-	-	-

Attachment to Response to DOD-FEA-1 Question No. 14

Louisville Gas & Electric Company
Salvage & Cost of Removal Study 1972 - Q1 2020

Page 1349 of 2358

Garrett/Spanos

Acct	Year	Ret	Salvage	CP Salvage	Removal	CP Removal	Net Salvage
238805	2017	37,095.39	-	-	-	-	-
238807	2017	23,043.13	-	-	-	-	-
239200	2017	-	-	-	-	-	-
239210	2017	140,373.58	-	-	-	-	-
239220	2017	36,801.83	-	-	-	-	-
239400	2017	335,120.42	-	-	-	-	-
239500	2017	-	-	-	-	-	-
239610	2017	281,849.92	-	-	-	-	-
239620	2017	-	-	-	-	-	-
239720	2017	-	-	-	-	-	-
312101	2017	-	-	-	-	-	-
312102	2017	-	-	-	-	-	-
312103	2017	-	-	-	-	-	-
312104	2017	-	-	-	-	-	-
312192	2017	-	-	-	-	-	-
330100	2017	-	-	-	-	-	-
330200	2017	-	-	-	-	-	-
330300	2017	8,008,540.69	-	-	-	-	-
330310	2017	-	-	-	-	-	-
330320	2017	-	-	-	-	-	-
338910	2017	-	-	-	-	-	-
338920	2017	-	-	-	-	-	-
339010	2017	870,805.71	-	-	142,310.04	-	(142,310.04)
339020	2017	-	-	-	-	-	-
339030	2017	69,403.29	-	-	3,541.78	-	(3,541.78)
339040	2017	-	-	-	-	-	-
339060	2017	1,917.02	-	-	4,509.80	-	(4,509.80)
339110	2017	248,851.16	-	-	23,104.61	-	(23,104.61)
339120	2017	-	-	-	15,119.12	-	(15,119.12)
339130	2017	4,080,319.30	-	-	-	-	-
339131	2017	1,005,087.57	-	-	-	-	-
339133	2017	-	-	-	-	-	-
339140	2017	-	-	-	-	-	-
339200	2017	20,757.36	-	-	-	-	-
339210	2017	-	-	-	-	-	-
339220	2017	13,783.47	-	-	-	-	-
339300	2017	-	-	-	-	-	-
339400	2017	-	-	-	-	-	-
339500	2017	-	-	-	-	-	-
339610	2017	-	-	-	-	-	-
339620	2017	-	-	-	-	-	-
339700	2017	2,103,725.53	-	-	50,259.77	-	(50,259.77)
339710	2017	6,626.40	-	-	15,588.66	-	(15,588.66)
339800	2017	-	-	-	-	-	-
339915	2017	-	-	-	-	-	-
130100	2018	-	-	-	-	-	-
130200	2018	-	-	-	-	-	-
131020	2018	-	-	-	-	-	-
131100	2018	1,021,270.53	-	-	1,355,665.96	(529.00)	(1,356,194.96)
131101	2018	-	-	-	-	-	-
131105	2018	-	-	-	-	-	-
131110	2018	-	-	-	-	-	-
131200	2018	13,922,341.42	-	-	12,105,250.10	(414,619.59)	(12,519,869.69)
131201	2018	-	-	-	-	-	-
131400	2018	2,885,905.01	-	-	1,645,949.72	(23,900.69)	(1,669,850.41)
131500	2018	2,119,991.67	-	-	1,050,054.86	(7,130.01)	(1,057,184.87)
131501	2018	-	-	-	-	-	-
131600	2018	137,704.85	-	-	2,000.00	-	(2,000.00)
131707	2018	185,723.98	-	-	-	-	-
131708	2018	2,279,445.10	-	-	-	-	-
133020	2018	-	-	-	-	-	-
133020	2018	-	-	-	-	-	-
133100	2018	37,097.85	(0.43)	-	50,543.52	(1.42)	(50,545.37)
133100	2018	720,385.81	(8,601.50)	-	1,251,552.21	(16.70)	(1,260,170.41)
133200	2018	1,459,494.64	(2,142.76)	-	1,313,698.43	0.09	(1,315,841.10)
133300	2018	419,251.89	(37,237.64)	-	1,832,931.03	3.62	(1,870,165.05)
133400	2018	3,345,453.82	(2,989.20)	-	1,875,975.51	(136.87)	(1,879,101.58)
133500	2018	21,676.40	(11.27)	-	23,383.23	(0.30)	(23,394.80)
133500	2018	54,082.56	(6.18)	-	46,028.85	(2.04)	(46,037.07)
133600	2018	-	-	-	-	-	-
133600	2018	17,811.14	-	-	5,384.17	(0.36)	(5,384.53)
133707	2018	176,735.10	-	-	-	-	-
134020	2018	-	-	-	-	-	-
134020	2018	-	-	-	-	-	-
134020	2018	-	-	-	-	-	-
134100	2018	125.12	-	-	139.87	-	(139.87)
134200	2018	-	-	-	-	-	-
134300	2018	4,159,704.88	-	-	568,635.09	-	(568,635.09)

Attachment to Response to DOD-FEA-1 Question No. 14

Louisville Gas & Electric Company
Salvage & Cost of Removal Study 1972 - Q1 2020

Page 1350 of 2358

Garrett/Spanos

Acct	Year	Ret	Salvage	CP Salvage	Removal	CP Removal	Net Salvage
134400	2018	19,919.63	-	-	-	-	-
134500	2018	17,345.36	-	-	-	-	-
134600	2018	-	-	-	-	-	-
134705	2018	-	-	-	-	-	-
134707	2018	-	-	-	-	-	-
135010	2018	-	-	-	-	-	-
135010	2018	-	-	-	-	-	-
135020	2018	-	-	-	-	-	-
135020	2018	-	-	-	-	-	-
135210	2018	-	-	-	-	-	-
135210	2018	11,504.13	-	-	5,639.52	-	(5,639.52)
135210	2018	-	-	-	-	-	-
135210	2018	-	-	-	-	-	-
135220	2018	-	-	-	-	-	-
135310	2018	39,648.39	-	-	11,402.10	-	(11,402.10)
135310	2018	6,625,508.49	(1,766.51)	-	876,779.34	-	(878,545.85)
135310	2018	-	-	-	-	-	-
135310	2018	-	-	-	-	-	-
135311	2018	-	-	-	-	-	-
135311	2018	-	-	-	-	-	-
135320	2018	-	-	-	-	-	-
135400	2018	-	-	-	-	-	-
135400	2018	8,404.66	-	-	957,583.71	-	(957,583.71)
135500	2018	-	-	-	-	-	-
135500	2018	152,810.41	(1,276.28)	-	384,414.45	(10,537.18)	(396,227.91)
135600	2018	-	-	-	-	-	-
135600	2018	96,409.22	(132.38)	-	183,794.32	(1,462.77)	(185,389.47)
135700	2018	(116,245.73)	-	-	22,963.69	-	(22,963.69)
135800	2018	(154,272.50)	-	-	30,475.64	-	(30,475.64)
135915	2018	-	-	-	-	-	-
135917	2018	1,208.88	-	-	-	-	-
136020	2018	-	-	-	-	-	-
136025	2018	-	-	-	-	-	-
136100	2018	63.41	-	-	3,091.17	-	(3,091.17)
136200	2018	-	-	-	-	-	-
136200	2018	439,732.62	(1,150.84)	-	156,584.07	-	(157,734.91)
136205	2018	-	-	-	-	-	-
136400	2018	3,645,162.23	(70,307.42)	-	2,543,754.33	(80,699.25)	(2,694,761.00)
136500	2018	3,182,007.37	(210,146.19)	-	3,613,487.39	(112,531.89)	(3,936,165.47)
136600	2018	163,818.69	(434.04)	-	79,533.95	3,736.00	(76,231.99)
136700	2018	2,116,317.77	(39,159.00)	-	489,247.29	(49,229.67)	(577,635.96)
136800	2018	306,874.09	(181,466.08)	-	275,910.18	(30,096.10)	(487,472.36)
136910	2018	53,965.03	-	-	306,975.96	-	(306,975.96)
136920	2018	16,867.34	-	-	127,207.86	-	(127,207.86)
137000	2018	568,296.67	-	-	-	-	-
137001	2018	92,166.78	(84,861.10)	-	-	-	(84,861.10)
137020	2018	30,720.47	-	-	-	-	-
137101	2018	-	-	-	-	-	-
137310	2018	208,723.25	(22,556.26)	-	749,598.52	(344.46)	(772,499.24)
137320	2018	-	-	-	-	-	-
137340	2018	-	-	-	-	-	-
137405	2018	2,860.56	-	-	-	-	-
137407	2018	-	-	-	-	-	-
139200	2018	33,467.13	-	-	-	-	-
139200	2018	-	-	-	-	-	-
139210	2018	131,694.94	-	-	-	-	-
139210	2018	-	-	-	-	-	-
139220	2018	36,799.99	-	-	-	-	-
139400	2018	165,890.03	-	-	-	-	-
139500	2018	-	-	-	-	-	-
139610	2018	-	-	-	-	-	-
139610	2018	-	-	-	-	-	-
139620	2018	-	-	-	-	-	-
139720	2018	-	-	-	-	-	-
230200	2018	-	-	-	-	-	-
235010	2018	-	-	-	-	-	-
235020	2018	-	-	-	-	-	-
235120	2018	823.90	(3,773.58)	-	4,287.50	-	(8,061.08)
235130	2018	-	-	-	-	-	-
235140	2018	1,241.63	-	-	27,847.19	-	(27,847.19)
235210	2018	-	-	-	-	-	-
235220	2018	-	-	-	-	-	-
235230	2018	-	-	-	-	-	-
235240	2018	177,459.10	-	-	628,459.77	-	(628,459.77)
235250	2018	-	-	-	-	-	-
235255	2018	810,638.94	-	-	1,315,012.14	-	(1,315,012.14)
235300	2018	99,393.27	-	-	280,163.90	-	(280,163.90)
235400	2018	116,473.79	(3,719.75)	-	304,141.26	-	(307,861.01)

Attachment to Response to DOD-FEA-1 Question No. 14

Louisville Gas & Electric Company
Salvage & Cost of Removal Study 1972 - Q1 2020

Page 1351 of 2358

Garrett/Spanos

Acct	Year	Ret	Salvage	CP Salvage	Removal	CP Removal	Net Salvage
235500	2018	584.00	-	-	3,060.66	-	(3,060.66)
235600	2018	92,209.19	-	-	5,500.00	-	(5,500.00)
235700	2018	23,575.25	-	-	-	-	-
235805	2018	4,198.48	-	-	-	-	-
235807	2018	889,594.89	-	-	-	-	-
236520	2018	-	-	-	-	-	-
236700	2018	67,505.58	-	-	96,678.86	-	(96,678.86)
237207	2018	40,430.17	-	-	-	-	-
237412	2018	-	-	-	-	-	-
237413	2018	-	-	-	-	-	-
237422	2018	-	-	-	-	-	-
237510	2018	-	-	-	-	-	-
237520	2018	2,698.89	-	-	5,221.04	-	(5,221.04)
237600	2018	296,503.74	-	-	749,357.37	3,772.67	(745,584.70)
237610	2018	-	-	-	-	-	-
237620	2018	-	-	-	-	-	-
237800	2018	331,392.48	-	-	526,665.82	-	(526,665.82)
237900	2018	55,382.37	-	-	21,301.38	-	(21,301.38)
238000	2018	15,344.77	-	-	2,254,113.24	-	(2,254,113.24)
238010	2018	-	-	-	-	-	-
238020	2018	-	-	-	-	-	-
238100	2018	1,679,464.93	(55,705.86)	-	589,850.98	-	(645,556.84)
238300	2018	-	-	-	4,828.22	-	(4,828.22)
238500	2018	-	-	-	21,910.27	-	(21,910.27)
238700	2018	-	-	-	-	-	-
238805	2018	-	-	-	-	-	-
238807	2018	1,182,014.57	-	-	-	-	-
239200	2018	-	-	-	-	-	-
239210	2018	58,077.48	-	-	-	-	-
239220	2018	41,281.71	(15,705.51)	-	-	-	(15,705.51)
239400	2018	203,528.62	-	-	-	-	-
239500	2018	-	-	-	-	-	-
239610	2018	109,830.91	-	-	-	-	-
239620	2018	-	-	-	-	-	-
239720	2018	-	-	-	-	-	-
312101	2018	-	-	-	-	-	-
312102	2018	-	-	-	-	-	-
312103	2018	-	-	-	-	-	-
312104	2018	-	-	-	-	-	-
312192	2018	-	-	-	-	-	-
330100	2018	-	-	-	-	-	-
330200	2018	-	-	-	-	-	-
330300	2018	6,848,369.92	-	-	-	-	-
330310	2018	-	-	-	-	-	-
330320	2018	-	-	-	-	-	-
338910	2018	-	-	-	-	-	-
338920	2018	-	-	-	-	-	-
339010	2018	404,295.25	-	-	70,049.71	-	(70,049.71)
339020	2018	-	-	-	-	-	-
339030	2018	98,193.89	-	-	8,325.90	-	(8,325.90)
339040	2018	21,296.37	-	-	702.37	-	(702.37)
339060	2018	-	-	-	-	-	-
339110	2018	602,973.46	-	-	11,045.06	-	(11,045.06)
339120	2018	106,559.94	-	-	881.33	-	(881.33)
339130	2018	2,998,505.54	-	-	-	-	-
339131	2018	941,255.95	-	-	-	-	-
339133	2018	-	-	-	-	-	-
339140	2018	15,765.32	-	-	-	-	-
339200	2018	-	-	-	-	-	-
339210	2018	26,992.29	-	-	-	-	-
339220	2018	-	-	-	-	-	-
339300	2018	-	-	-	-	-	-
339400	2018	132,670.55	(1,874.32)	-	189.36	-	(2,063.68)
339500	2018	-	-	-	-	-	-
339610	2018	72,447.00	-	-	-	-	-
339620	2018	-	-	-	-	-	-
339700	2018	-	-	-	-	-	-
339710	2018	-	-	-	-	-	-
339800	2018	-	-	-	-	-	-
339915	2018	-	-	-	-	-	-
130100	2019	-	-	-	-	-	-
130200	2019	-	-	-	-	-	-
131020	2019	-	-	-	-	-	-
131025	2019	-	-	-	-	-	-
131100	2019	17,006,760.44	(2,892.09)	-	36,039,298.78	(8,159.17)	(36,050,350.04)
131101	2019	-	-	-	-	-	-
131105	2019	-	-	-	-	-	-
131110	2019	-	-	-	-	-	-

Attachment to Response to DOD-FEA-1 Question No. 14

Louisville Gas & Electric Company
Salvage & Cost of Removal Study 1972 - Q1 2020

Page 1352 of 2358

Garrett/Spanos

Acct	Year	Ret	Salvage	CP Salvage	Removal	CP Removal	Net Salvage
131200	2019	20,380,862.49	(45,608.85)		12,280,713.56	(73,026.69)	(12,399,349.10)
131201	2019	-	-		-	-	-
131400	2019	2,662,863.06	(645,212.25)		326,152.81	(57,623.99)	(1,028,989.05)
131500	2019	369,038.06	(3,667.49)		1,170,911.20	-	(1,174,578.69)
131501	2019	-	-		-	-	-
131600	2019	670,708.05	-		34,178.02	(2,096.92)	(36,274.94)
131707	2019	11,955,982.54	-		-	-	-
131708	2019	6,676,295.63	-		-	-	-
133020	2019	-	-		-	-	-
133100	2019	-	-		-	-	-
133200	2019	-	-		29,944.80	-	(29,944.80)
133300	2019	2,844,820.47	-		-	-	-
133400	2019	5,253.27	-		3,663.84	-	(3,663.84)
133500	2019	-	-		-	-	-
133600	2019	-	-		-	-	-
133707	2019	-	-		-	-	-
134020	2019	-	-		-	-	-
134100	2019	52,529.57	-		2,884.42	-	(2,884.42)
134200	2019	319,042.17	-		-	-	-
134300	2019	3,870,507.08	-		17,427.19	-	(17,427.19)
134400	2019	3,084,602.29	-		32,130.51	-	(32,130.51)
134500	2019	143,715.91	-		-	-	-
134600	2019	15,973.94	-		3,357.63	-	(3,357.63)
134705	2019	-	-		-	-	-
134707	2019	-	-		-	-	-
135010	2019	-	-		-	-	-
135020	2019	146.74	(25,553.22)		(36,781.91)	-	11,228.69
135210	2019	2,773.09	-		-	-	-
135220	2019	-	-		-	-	-
135310	2019	526,591.73	(606.52)		442,420.64	-	(443,027.16)
135311	2019	-	-		-	-	-
135320	2019	-	-		-	-	-
135400	2019	138,709.96	-		436,415.31	(436,415.31)	(872,830.62)
135500	2019	203,466.46	-		121,179.25	(6,919.92)	(128,099.17)
135600	2019	195,645.98	(569.77)		93,002.43	96,664.84	3,092.64
135700	2019	1,697.36	-		440.61	-	(440.61)
135800	2019	60,518.63	-		17,149.25	-	(17,149.25)
135915	2019	-	-		-	-	-
135917	2019	1,559.07	-		-	-	-
136020	2019	-	-		-	-	-
136025	2019	-	-		-	-	-
136100	2019	354.22	-		2,912.79	-	(2,912.79)
136200	2019	748,235.38	(1,138.54)		522,815.84	-	(523,954.38)
136205	2019	-	-		-	-	-
136400	2019	3,791,205.44	(2,735.87)		2,873,671.99	(187,985.47)	(3,064,393.33)
136500	2019	3,985,974.94	(12,288.24)		2,165,785.95	(186,803.37)	(2,364,877.56)
136600	2019	49,972.93	-		59,121.37	(12.91)	(59,134.28)
136700	2019	594,579.83	(58,244.21)		877,502.96	(28,653.54)	(964,400.71)
136800	2019	2,911,198.85	(236,083.73)		154,521.00	(10,441.25)	(401,045.98)
136910	2019	8,371.36	-		134,234.27	-	(134,234.27)
136920	2019	24,067.05	-		137,820.47	-	(137,820.47)
137000	2019	537,379.59	-		41.93	-	(41.93)
137001	2019	0.51	-		-	-	-
137011	2019	-	-		-	-	-
137020	2019	47,919.82	-		-	-	-
137101	2019	-	-		-	-	-
137310	2019	8,430.16	(1.80)		24,894.34	(901.33)	(25,797.47)
137320	2019	0.01	-		-	-	-
137340	2019	-	-		-	-	-
137405	2019	-	-		-	-	-
137407	2019	-	-		-	-	-
139200	2019	18,136.58	-		-	-	-
139210	2019	245,127.21	(600.00)		-	-	(600.00)
139220	2019	-	-		-	-	-
139400	2019	73,231.16	-		-	-	-
139500	2019	-	-		-	-	-
139610	2019	-	-		-	-	-
139620	2019	-	-		-	-	-
139720	2019	-	-		-	-	-
230200	2019	-	-		-	-	-
235010	2019	-	-		-	-	-
235020	2019	-	-		-	-	-
235120	2019	526.80	-		-	-	-
235130	2019	-	-		-	-	-
235140	2019	-	-		-	-	-
235210	2019	-	-		-	-	-
235220	2019	-	-		-	-	-
235230	2019	-	-		-	-	-

Attachment to Response to DOD-FEA-1 Question No. 14

Louisville Gas & Electric Company
Salvage & Cost of Removal Study 1972 - Q1 2020

Garrett/Spanos

Acct	Year	Ret	Salvage	CP Salvage	Removal	CP Removal	Net Salvage
235240	2019	-	-	-	-	-	-
235250	2019	-	-	-	-	-	-
235255	2019	4,453.08	-	-	1,786.37	-	(1,786.37)
235300	2019	10.00	-	-	-	-	-
235400	2019	41,242.36	-	-	27,208.33	-	(27,208.33)
235500	2019	-	-	-	-	-	-
235600	2019	11,452.42	-	-	11,220.28	-	(11,220.28)
235700	2019	6,710.71	-	-	5,814.43	-	(5,814.43)
235805	2019	-	-	-	-	-	-
235807	2019	301.79	-	-	-	-	-
236520	2019	-	-	-	-	-	-
236700	2019	7,839.75	-	-	44,553.53	-	(44,553.53)
237207	2019	14,719.28	-	-	-	-	-
237412	2019	-	-	-	-	-	-
237413	2019	-	-	-	-	-	-
237422	2019	-	-	-	-	-	-
237510	2019	-	-	-	-	-	-
237520	2019	4,961.32	-	-	20,881.48	-	(20,881.48)
237600	2019	138,989.39	-	-	1,761,661.95	(187,027.62)	(1,948,689.57)
237610	2019	-	-	-	-	-	-
237620	2019	-	-	-	-	-	-
237800	2019	118,695.12	-	-	432,261.52	-	(432,261.52)
237900	2019	3,903.59	-	-	16,000.00	-	(16,000.00)
238000	2019	70,650.82	-	-	1,654,851.94	-	(1,654,851.94)
238010	2019	-	-	-	-	-	-
238020	2019	-	-	-	-	-	-
238100	2019	2,269,678.20	(41,084.40)	-	502,994.40	-	(544,078.80)
238300	2019	35,115.72	-	-	-	-	-
238500	2019	52,067.07	-	-	-	-	-
238700	2019	-	-	-	-	-	-
238805	2019	-	-	-	-	-	-
238807	2019	1,207,767.55	-	-	-	-	-
239200	2019	-	-	-	-	-	-
239210	2019	-	-	-	-	-	-
239220	2019	31,313.01	(465.83)	-	11.10	-	(476.93)
239400	2019	131,012.54	(12,000.00)	-	-	-	(12,000.00)
239500	2019	-	-	-	-	-	-
239610	2019	187,474.70	-	-	-	-	-
239620	2019	-	-	-	-	-	-
239720	2019	-	-	-	-	-	-
312101	2019	-	-	-	-	-	-
312102	2019	-	-	-	-	-	-
312103	2019	-	-	-	-	-	-
312104	2019	-	-	-	-	-	-
312192	2019	-	-	-	-	-	-
330100	2019	-	-	-	-	-	-
330200	2019	-	-	-	-	-	-
330300	2019	10,700,344.54	-	-	-	-	-
330310	2019	41,192,973.17	-	-	-	-	-
330320	2019	-	-	-	-	-	-
338910	2019	-	-	-	-	-	-
338920	2019	-	-	-	-	-	-
339010	2019	1,065,669.63	-	-	76,904.19	-	(76,904.19)
339020	2019	12,542.48	(1,755.66)	-	41.82	-	(1,797.48)
339030	2019	2,752.07	-	-	-	-	-
339040	2019	-	-	-	-	-	-
339060	2019	-	-	-	-	-	-
339110	2019	603,515.98	-	-	-	-	-
339120	2019	-	-	-	-	-	-
339130	2019	4,361,463.73	-	-	-	-	-
339131	2019	1,838,388.01	-	-	-	-	-
339133	2019	-	-	-	-	-	-
339140	2019	-	-	-	-	-	-
339200	2019	-	-	-	-	-	-
339210	2019	-	-	-	-	-	-
339220	2019	-	-	-	-	-	-
339300	2019	-	-	-	-	-	-
339400	2019	44,164.49	-	-	-	-	-
339500	2019	-	-	-	-	-	-
339610	2019	-	-	-	-	-	-
339620	2019	-	-	-	-	-	-
339700	2019	781,146.39	-	-	-	-	-
339710	2019	-	-	-	-	-	-
339800	2019	-	-	-	-	-	-
339915	2019	-	-	-	-	-	-
130100	2020	-	-	-	-	-	-
130200	2020	-	-	-	-	-	-
131020	2020	-	-	-	-	-	-

Attachment to Response to DOD-FEA-1 Question No. 14

Louisville Gas & Electric Company
Salvage & Cost of Removal Study 1972 - Q1 2020

Garrett/Spanos

Acct	Year	Ret	Salvage	CP Salvage	Removal	CP Removal	Net Salvage
131100	2020	675,760.38	-	-	69,927.05	-	(69,927.05)
131105	2020	-	-	-	-	-	-
131110	2020	-	-	-	-	-	-
131200	2020	11,944,295.64	-	-	928,130.12	-	(928,130.12)
131400	2020	2,775,257.17	-	-	188,291.14	-	(188,291.14)
131500	2020	624,491.67	-	-	-	-	-
131600	2020	31,738.22	-	-	7,083.31	-	(7,083.31)
131707	2020	4,384,901.00	-	-	-	-	-
131708	2020	-	-	-	-	-	-
133020	2020	-	-	-	-	-	-
133100	2020	-	-	-	-	-	-
133200	2020	-	-	-	-	-	-
133300	2020	-	-	-	-	-	-
133400	2020	-	-	-	-	-	-
133500	2020	-	-	-	-	-	-
133600	2020	-	-	-	-	-	-
133707	2020	-	-	-	-	-	-
134020	2020	-	-	-	-	-	-
134100	2020	-	-	-	-	-	-
134200	2020	-	-	-	-	-	-
134300	2020	45,487.62	-	-	12,673.78	-	(12,673.78)
134400	2020	-	-	-	-	-	-
134500	2020	34,508.86	-	-	94,976.72	-	(94,976.72)
134600	2020	-	-	-	-	-	-
134705	2020	-	-	-	-	-	-
134707	2020	-	-	-	-	-	-
135010	2020	-	-	-	-	-	-
135020	2020	-	-	-	-	-	-
135210	2020	-	-	-	-	-	-
135220	2020	-	-	-	-	-	-
135310	2020	293,410.74	(2,105.31)	-	127,285.06	-	(129,390.37)
135311	2020	-	-	-	-	-	-
135320	2020	-	-	-	-	-	-
135400	2020	-	-	-	-	-	-
135500	2020	-	-	-	-	-	-
135600	2020	-	-	-	-	-	-
135700	2020	-	-	-	-	-	-
135800	2020	-	-	-	-	-	-
135915	2020	-	-	-	-	-	-
135917	2020	-	-	-	-	-	-
136020	2020	-	-	-	-	-	-
136025	2020	-	-	-	-	-	-
136100	2020	-	-	-	-	-	-
136200	2020	3,105.67	-	-	51,021.02	-	(51,021.02)
136205	2020	-	-	-	-	-	-
136400	2020	35,649.95	(36,704.50)	-	195,348.68	(1,239.00)	(233,292.18)
136500	2020	2,674,132.39	(203,180.02)	-	1,747,348.76	-	(1,950,528.78)
136600	2020	5,730.46	(6,325.01)	-	81,505.45	-	(87,830.46)
136700	2020	105,794.34	(199,584.99)	-	1,137,541.63	-	(1,337,126.62)
136800	2020	-	-	-	-	-	-
136910	2020	-	-	-	-	-	-
136920	2020	-	-	-	-	-	-
137000	2020	-	-	-	-	-	-
137001	2020	-	-	-	-	-	-
137011	2020	-	-	-	-	-	-
137020	2020	-	-	-	-	-	-
137101	2020	-	-	-	-	-	-
137310	2020	1,189,713.86	(6,034.85)	-	690,172.52	-	(696,207.37)
137320	2020	254,069.25	(4,843.94)	-	818,495.87	-	(823,339.81)
137340	2020	-	-	-	-	-	-
137405	2020	-	-	-	-	-	-
137407	2020	-	-	-	-	-	-
139200	2020	-	-	-	-	-	-
139210	2020	-	-	-	-	-	-
139220	2020	87,767.08	-	-	-	-	-
139400	2020	-	-	-	-	-	-
139500	2020	-	-	-	-	-	-
139610	2020	-	-	-	-	-	-
139620	2020	-	-	-	-	-	-
139720	2020	-	-	-	-	-	-
230200	2020	-	-	-	-	-	-
235010	2020	-	-	-	-	-	-
235020	2020	-	-	-	-	-	-
235120	2020	-	-	-	-	-	-
235130	2020	-	-	-	-	-	-
235140	2020	-	-	-	-	-	-
235210	2020	-	-	-	-	-	-
235220	2020	-	-	-	-	-	-

Attachment to Response to DOD-FEA-1 Question No. 14

Louisville Gas & Electric Company
Salvage & Cost of Removal Study 1972 - Q1 2020

Garrett/Spanos

Acct	Year	Ret	Salvage	CP Salvage	Removal	CP Removal	Net Salvage
235230	2020	-	-	-	-	-	-
235240	2020	-	-	-	-	-	-
235250	2020	-	-	-	-	-	-
235255	2020	-	-	-	-	-	-
235300	2020	2,587.55	-	-	17,191.43	-	(17,191.43)
235400	2020	7,718.84	-	-	-	-	-
235500	2020	-	-	-	-	-	-
235600	2020	7,596.23	-	-	35,249.28	-	(35,249.28)
235700	2020	42,542.23	-	-	-	-	-
235805	2020	-	-	-	-	-	-
235807	2020	-	-	-	-	-	-
236520	2020	-	-	-	-	-	-
236700	2020	-	-	-	-	-	-
237207	2020	-	-	-	-	-	-
237412	2020	-	-	-	-	-	-
237413	2020	-	-	-	-	-	-
237422	2020	-	-	-	-	-	-
237510	2020	-	-	-	-	-	-
237520	2020	-	-	-	-	-	-
237600	2020	-	-	-	-	-	-
237610	2020	-	-	-	-	-	-
237620	2020	-	-	-	-	-	-
237800	2020	29,478.63	-	-	12,600.00	-	(12,600.00)
237900	2020	44,143.82	-	-	9,600.00	-	(9,600.00)
238000	2020	37,777.94	-	-	47,814.68	-	(47,814.68)
238010	2020	-	-	-	-	-	-
238020	2020	-	-	-	-	-	-
238100	2020	3,516.89	-	-	4,451.25	-	(4,451.25)
238300	2020	-	-	-	-	-	-
238500	2020	-	-	-	-	-	-
238700	2020	-	-	-	-	-	-
238805	2020	-	-	-	-	-	-
238807	2020	-	-	-	-	-	-
239200	2020	-	-	-	-	-	-
239210	2020	-	-	-	-	-	-
239220	2020	-	-	-	-	-	-
239400	2020	-	-	-	-	-	-
239500	2020	-	-	-	-	-	-
239610	2020	95,462.25	-	-	-	-	-
239620	2020	-	-	-	-	-	-
239720	2020	-	-	-	-	-	-
312101	2020	-	-	-	-	-	-
312102	2020	-	-	-	-	-	-
312103	2020	-	-	-	-	-	-
312104	2020	-	-	-	-	-	-
312192	2020	-	-	-	-	-	-
330100	2020	-	-	-	-	-	-
330200	2020	-	-	-	-	-	-
330300	2020	3,466,644.69	-	-	-	-	-
330310	2020	-	-	-	-	-	-
330320	2020	-	-	-	-	-	-
330330	2020	-	-	-	-	-	-
330340	2020	-	-	-	-	-	-
338910	2020	-	-	-	-	-	-
338920	2020	-	-	-	-	-	-
339010	2020	1,674,555.81	-	-	298,919.20	-	(298,919.20)
339020	2020	-	-	-	-	-	-
339030	2020	23,063.12	-	-	2,039.32	-	(2,039.32)
339040	2020	2,536.46	-	-	-	-	-
339060	2020	-	-	-	-	-	-
339110	2020	126,576.85	-	-	11,992.64	-	(11,992.64)
339120	2020	-	-	-	-	-	-
339130	2020	1,899,696.18	-	-	-	-	-
339131	2020	63,978.35	-	-	-	-	-
339133	2020	-	-	-	-	-	-
339140	2020	-	-	-	-	-	-
339200	2020	-	-	-	-	-	-
339210	2020	-	-	-	-	-	-
339220	2020	-	-	-	-	-	-
339300	2020	-	-	-	-	-	-
339400	2020	31,439.90	-	-	-	(5,000.00)	(5,000.00)
339500	2020	-	-	-	-	-	-
339610	2020	-	-	-	-	-	-
339620	2020	-	-	-	-	-	-
339700	2020	-	-	-	-	-	-
339710	2020	-	-	-	-	-	-
339800	2020	-	-	-	-	-	-
339915	2020	-	-	-	-	-	-

Attachment to Response to DOD-FEA-1 Question No. 14

Louisville Gas & Electric Company
Salvage & Cost of Removal Study 1972 - Q1 2020

Garrett/Spanos

Acct	Year	Ret	Salvage	CP Salvage	Removal	CP Removal	Net Salvage
	2019 Total	32,725,130.04	(458,778.62)	0.00	6,589,658.91	(6,239.00)	(7,054,676.53)
		32,725,130.04	(458,778.62)	-	6,589,658.91	(6,239.00)	(7,054,676.53)
		-	-	-	-	-	-

LOUISVILLE GAS & ELECTRIC COMPANY
SUMMARY OF UTILITY PLANT - REGULATORY ACCOUNTING
MARCH 2020

		Beginning Balance	Additions	Retirements	Transfers/ Adjustments	Net Additions	Ending Balance	Form 1/3 Page 200
101	UTILITY PLANT IN SERVICE Common							
	Common General Plant	165,603,753.53	2,534,849.31	(3,821,846.67)	424,957.70	(862,039.66)	164,741,713.87	
	Common Intangible Plant	71,472,459.73	2,252,230.24	(3,466,644.69)	-	(1,214,414.45)	70,258,045.28	
		237,076,213.26	4,787,079.55	(7,288,491.36)	424,957.70	(2,076,454.11)	234,999,759.15	3h
	Electric							
	Electric Distribution	1,434,890,818.61	64,908,049.55	(4,268,195.92)	-	60,639,853.63	1,495,530,672.24	
	Electric General Plant	22,862,785.19	600,443.71	(87,767.08)	-	512,676.63	23,375,461.82	
	Electric Hydro Production	146,588,519.59	-	-	-	-	146,588,519.59	
	Electric Intangible Plant	2,240.29	-	-	-	-	2,240.29	
	Electric Other Production	390,063,924.30	264,255.90	(79,996.48)	-	184,259.42	390,248,183.72	
	Electric Steam Production	2,992,332,133.56	11,406,609.01	(20,436,444.08)	-	(9,029,835.07)	2,983,302,298.49	
	Electric Transmission	455,374,208.58	4,258,771.04	(293,410.74)	(424,957.70)	3,540,402.60	458,914,611.18	
		5,442,114,630.12	81,438,129.21	(25,165,814.30)	(424,957.70)	55,847,357.21	5,497,961,987.33	3c net w/102*
	Gas							
	Gas Distribution	993,140,783.29	4,982,038.11	(114,917.28)	-	4,867,120.83	998,007,904.12	
	Gas General Plant	14,669,705.34	254,691.74	(95,462.25)	-	159,229.49	14,828,934.83	
	Gas Intangible Plant	387.49	-	-	-	-	387.49	
	Gas Storage	174,149,276.36	3,886,606.17	(60,444.85)	-	3,826,161.32	177,975,437.68	
	Gas Transmission	58,415,734.60	-	-	-	-	58,415,734.60	
		1,240,375,887.08	9,123,336.02	(270,824.38)	-	8,852,511.64	1,249,228,398.72	3d
	Total 101 Accounts	6,919,566,730.46	95,348,544.78	(32,725,130.04)	-	62,623,414.74	6,982,190,145.20	
101	PROPERTY UNDER CAPITAL LEASES Electric							
	Capital Leased Property							
	Electric Steam Production	-	-	-	-	-	-	
		-	-	-	-	-	-	
	Total 101101	-	-	-	-	-	-	
102	Plant Purchased & sold Electric							
	Electric Steam Production	-	-	-	-	-	-	
		-	-	-	-	-	-	
	Common							
	Common General Plant	-	-	-	-	-	-	
		-	-	-	-	-	-	
	Total 102001	-	-	-	-	-	-	*

LOUISVILLE GAS & ELECTRIC COMPANY
SUMMARY OF UTILITY PLANT - REGULATORY ACCOUNTING
MARCH 2020

<u>Beginning Balance</u>	<u>Additions</u>	<u>Retirements</u>	<u>Transfers/ Adjustments</u>	<u>Net Additions</u>	<u>Ending Balance</u>	Form 1/3 Page 200
------------------------------	------------------	--------------------	-----------------------------------	----------------------	---------------------------	-------------------------

LOUISVILLE GAS & ELECTRIC COMPANY
SUMMARY OF UTILITY PLANT - REGULATORY ACCOUNTING
MARCH 2020

		Beginning Balance	Additions	Retirements	Transfers/ Adjustments	Net Additions	Ending Balance	Form 1/3 Page 200
105	PLANT HELD FOR FUTURE USE							
	Electric - 105001							
	Electric Distribution	2,389,731.70	-	-	-	-	2,389,731.70	
	Electric Other Production	211,409.50	-	-	-	-	211,409.50	
	Electric Steam Production	-	-	-	-	-	-	
		2,601,141.20	-	-	-	-	2,601,141.20	
	Electric - 105002							
	Electric Distribution	519,009.11	-	-	-	-	519,009.11	
	Electric Steam Production	-	-	-	-	-	-	
		519,009.11	-	-	-	-	519,009.11	
	Electric							
	Electric Distribution	2,908,740.81	-	-	-	-	2,908,740.81	
	Electric Other Production	211,409.50	-	-	-	-	211,409.50	
	Electric Steam Production	-	-	-	-	-	-	
		3,120,150.31	-	-	-	-	3,120,150.31	10c
	Total 105	3,120,150.31	-	-	-	-	3,120,150.31	
106	COMPLETED CONSTRUCTION NOT CLASSIFIED							
	Common							
	Common General Plant	13,063,644.58	(1,990,521.66)	-	-	(1,990,521.66)	11,073,122.92	
	Common Intangible Plant	7,289,384.87	3,389,357.64	-	-	3,389,357.64	10,678,742.51	
		20,353,029.45	1,398,835.98	-	-	1,398,835.98	21,751,865.43	6h
	Electric							
	Electric Distribution	127,097,981.32	(35,839,467.76)	-	-	(35,839,467.76)	91,258,513.56	
	Electric General Plant	1,202,117.70	554,602.73	-	-	554,602.73	1,756,720.43	
	Electric Hydro Production	70,792.88	166,089.73	-	-	166,089.73	236,882.61	
	Electric Intangible Plant	-	-	-	-	-	-	
	Electric Other Production	11,913,345.80	4,367,651.43	-	-	4,367,651.43	16,280,997.23	
	Electric Steam Production	410,876,113.12	46,067,766.75	-	-	46,067,766.75	456,943,879.87	
	Electric Transmission	35,008,153.69	4,129,241.60	-	-	4,129,241.60	39,137,395.29	
		586,168,504.51	19,445,884.48	-	-	19,445,884.48	605,614,388.99	6c
	Gas							
	Gas Distribution	36,008,065.35	7,056,008.66	-	-	7,056,008.66	43,064,074.01	
	Gas General Plant	178,111.35	(7,873.13)	-	-	(7,873.13)	170,238.22	
	Gas Intangible Plant	-	-	-	-	-	-	
	Gas Storage	12,300,364.98	(2,284,906.88)	-	-	(2,284,906.88)	10,015,458.10	
	Gas Transmission	3,209,072.23	29,617.92	-	-	29,617.92	3,238,690.15	
		51,695,613.91	4,792,846.57	-	-	4,792,846.57	56,488,460.48	6d

LOUISVILLE GAS & ELECTRIC COMPANY
 SUMMARY OF UTILITY PLANT - REGULATORY ACCOUNTING
 MARCH 2020

	<u>Beginning Balance</u>	<u>Additions</u>	<u>Retirements</u>	<u>Transfers/ Adjustments</u>	<u>Net Additions</u>	<u>Ending Balance</u>	<u>Form 1/3 Page 200</u>
Total 106 Accounts	658,217,147.87	25,637,567.03	-	-	25,637,567.03	683,854,714.90	

LOUISVILLE GAS & ELECTRIC COMPANY
SUMMARY OF UTILITY PLANT - REGULATORY ACCOUNTING
MARCH 2020

	Beginning Balance	Additions	Retirements	Transfers/ Adjustments	Net Additions	Ending Balance	Form 1/3 Page 200
117 GAS STORED UNDERGROUND-NONCURRENT							
Gas							
Gas Stored Nonrecoverable	2,139,990.00	-	-	-	-	2,139,990.00	
	2,139,990.00	-	-	-	-	2,139,990.00	
Total 117001	2,139,990.00	-	-	-	-	2,139,990.00	
121 NONUTILITY PROPERTY							
Common							
Non Utility Property	679,574.50	-	-	-	-	679,574.50	
	679,574.50	-	-	-	-	679,574.50	
Total 121001	679,574.50	-	-	-	-	679,574.50	
107 CONSTRUCTION WORK IN PROGRESS							
Construction Work in Progress							
Common - 107001	23,752,212.57	4,944,143.21	-	-	4,944,143.21	28,696,355.78	11h
Electric - 107001	182,405,271.97	(45,242,697.45)	-	-	(45,242,697.45)	137,162,574.52	11c
Gas - 107001	91,013,491.73	13,727,658.31	-	-	13,727,658.31	104,741,150.04	11d
Common - 107006	-	305,729.47	-	-	305,729.47	305,729.47	
	297,170,976.27	(26,265,166.46)	-	-	(26,265,166.46)	270,905,809.81	
Total Plant (Non-CWIP)	7,583,723,593.14	120,986,111.81	(32,725,130.04)	-	88,260,981.77	7,671,984,574.91	
Total Plant + CWIP	7,880,894,569.41	94,720,945.35	(32,725,130.04)	-	61,995,815.31	7,942,890,384.72	
Total Plant + CWIP - Non Utility (BS)	7,880,214,994.91	94,720,945.35	(32,725,130.04)	-	61,995,815.31	7,942,210,810.22	
Total Plant + CWIP - Non Utility (BS) - Gas Stored UG Noncurrent	7,878,075,004.91	94,720,945.35	(32,725,130.04)	-	61,995,815.31	7,940,070,820.22	13b

LOUISVILLE GAS & ELECTRIC COMPANY
SUMMARY OF UTILITY PLANT - REGULATORY ACCOUNTING
MARCH 2020

TeC

	Beginning Balance	Accruals	Retirements	Transfers/ Adjustments	ARO Settlements	RWIP Transfers Out	Cost of Removal	Salvage	Other Credits	Ending Balance	Form 1/3 Page 200
LIFE RESERVE											
Common General Plant	(84,617,851.13)	(2,430,822.29)	3,821,846.67	(26,060.65)	-	-	-	-	-	(83,252,887.40)	
Common General Plant - ARO	-	-	-	-	-	-	-	-	-	-	
Electric Distribution	(395,771,382.44)	(6,780,098.65)	4,268,195.92	-	-	-	-	-	-	(398,283,285.17)	
Electric Distribution - ARO	(60,528.22)	(556.68)	-	-	-	-	-	-	-	(61,084.90)	
Electric General Plant	(12,106,469.02)	(374,043.67)	87,767.08	-	-	-	-	-	-	(12,392,745.61)	
Electric Hydro Production	(20,625,107.46)	(1,013,889.92)	-	-	-	-	-	-	-	(21,638,997.38)	
Electric Hydro Production - ARO	(28,578.92)	(1,814.80)	-	-	-	-	-	-	-	(30,393.72)	
Electric Other Production	(149,078,508.01)	(3,833,076.12)	79,996.48	-	-	-	-	-	-	(152,831,587.65)	
Electric Other Production - ARO	(24,892.81)	(1,409.25)	-	-	-	-	-	-	-	(26,302.06)	
Electric Steam Production	(883,961,529.74)	(28,892,512.35)	16,051,543.08	-	-	-	-	-	-	(896,802,499.01)	
Electric Steam Production - ARO	(40,921,616.35)	(4,410,622.95)	4,384,901.00	-	-	-	-	-	-	(40,947,338.30)	
Electric Transmission	(146,042,862.70)	(1,884,457.09)	293,410.74	26,060.65	-	-	-	-	-	(147,607,848.40)	
Electric Transmission - ARO	(47,670.03)	(1,436.01)	-	-	-	-	-	-	-	(49,106.04)	
Gas Distribution	(215,841,920.36)	(4,561,948.94)	114,917.28	-	-	-	-	-	-	(220,288,952.02)	
Gas Distribution - ARO	(1,889,553.17)	(79,785.08)	-	-	-	-	-	-	-	(1,969,338.25)	
Gas General Plant	(6,261,295.61)	(140,589.00)	95,462.25	-	-	-	-	-	-	(6,306,422.36)	
Gas Storage	(45,822,076.80)	(872,330.10)	60,444.85	-	-	-	-	-	-	(46,633,962.05)	
Gas Storage - ARO	(1,228,946.69)	(39,903.04)	-	-	-	-	-	-	-	(1,268,849.73)	
Gas Stored Nonrecoverable	-	-	-	-	-	-	-	-	-	-	
Gas Transmission	(11,787,465.76)	(223,954.81)	-	-	-	-	-	-	-	(12,011,420.57)	
Gas Transmission - ARO	(445,014.98)	(10,812.13)	-	-	-	-	-	-	-	(455,827.11)	
Non Utility Property (122)	-	-	-	-	-	-	-	-	-	-	
Non Utility Property (111)	(63,360.36)	-	-	-	-	-	-	-	-	(63,360.36)	16a
	(2,016,626,630.56)	(55,554,062.88)	29,258,485.35	-	-	-	-	-	-	(2,042,922,208.09)	16a
COST OF REMOVAL											
Common General Plant	(1,812,285.97)	(74,518.37)	-	198.71	-	-	312,951.16	-	(5,000.00)	(1,578,654.47)	
Electric Distribution	(176,882,226.91)	(2,923,059.66)	-	-	-	-	4,721,433.93	-	(1,239.00)	(175,085,091.64)	
Electric General Plant	(4,815.64)	-	-	-	-	-	-	-	-	(4,815.64)	
Electric Hydro Production	7,677,803.38	(30,902.53)	-	-	-	-	-	-	-	7,646,900.85	
Electric Other Production	(6,747,197.56)	(315,156.92)	-	-	-	-	107,650.50	-	-	(6,954,703.98)	
Electric Steam Production	(48,574,749.48)	(3,918,825.06)	-	-	-	-	1,193,431.62	-	-	(51,300,142.92)	
Electric Transmission	(30,319,398.09)	(889,102.21)	-	(198.71)	-	-	127,285.06	-	-	(31,081,413.95)	
Gas Distribution	(95,933,041.22)	(1,998,077.67)	-	-	-	-	74,465.93	-	-	(97,856,652.96)	
Gas General Plant	200.27	-	-	-	-	-	-	-	-	200.27	
Gas Storage	950,420.78	(128,020.52)	-	-	-	-	52,440.71	-	-	874,840.97	
Gas Stored Nonrecoverable	-	-	-	-	-	-	-	-	-	-	
Gas Transmission	(2,529,237.96)	(82,483.25)	-	-	-	-	-	-	-	(2,611,721.21)	
Non Utility Property	0.00	-	-	-	-	-	-	-	-	0.00	
	(354,174,528.40)	(10,360,146.19)	-	-	-	-	6,589,658.91	-	(6,239.00)	(357,951,254.68)	

LOUISVILLE GAS & ELECTRIC COMPANY
SUMMARY OF UTILITY PLANT - REGULATORY ACCOUNTING
MARCH 2020

TeC

	Beginning Balance	Accruals	Retirements	Transfers/ Adjustments	ARO Settlements	RWIP Transfers Out	Cost of Removal	Salvage	Other Credits	Ending Balance	Form 1/3 Page 200
SALVAGE											
Common General Plant	272,273.00	-	-	-	-	-	-	-	-	272,273.00	
Electric Distribution	22,363,292.77	218,130.54	-	-	-	-	-	(456,673.31)	-	22,124,750.00	
Electric General Plant	152,652.08	-	-	-	-	-	-	-	-	152,652.08	
Electric Hydro Production	479,403.11	8,593.59	-	-	-	-	-	-	-	487,996.70	
Electric Other Production	725,112.42	33,008.00	-	-	-	-	-	-	-	758,120.42	
Electric Steam Production	31,323,218.64	802,925.98	-	-	-	-	-	-	-	32,126,144.62	
Electric Transmission	7,800,923.69	108,151.21	-	-	-	-	-	(2,105.31)	-	7,906,969.59	
Gas Distribution	5,242,307.26	88,449.94	-	-	-	-	-	-	-	5,330,757.20	
Gas General Plant	209,673.14	-	-	-	-	-	-	-	-	209,673.14	
Gas Storage	538,557.69	7,505.75	-	-	-	-	-	-	-	546,063.44	
Gas Stored Nonrecoverable	-	-	-	-	-	-	-	-	-	-	
Gas Transmission	290,183.24	4,418.75	-	-	-	-	-	-	-	294,601.99	
Non Utility Property	-	-	-	-	-	-	-	-	-	-	
	69,397,597.04	1,271,183.76	-	-	-	-	-	(458,778.62)	-	70,210,002.18	
TOTAL RESERVES											
Common	(86,221,224.46)	(2,505,340.66)	3,821,846.67	(25,861.94)	-	-	312,951.16	-	(5,000.00)	(84,622,629.23)	16
Electric	(1,840,675,127.29)	(54,100,154.55)	25,165,814.30	25,861.94	-	-	6,149,801.11	(458,778.62)	(1,239.00)	(1,863,893,822.11)	11
Gas	(374,507,210.17)	(8,037,530.10)	270,824.38	-	-	-	126,906.64	-	-	(382,147,009.25)	14
	(2,301,403,561.92)	(64,643,025.31)	29,258,485.35	-	-	-	6,589,658.91	(458,778.62)	(6,239.00)	(2,330,663,460.59)	S/B 0 Net (0.00)
RETIREMENT WORK IN PROGRESS											
Common	856,637.25	-	-	-	-	(307,951.16)	133,970.02	40.00	-	682,696.11	16
Electric	18,553,956.25	-	-	-	-	(5,689,783.49)	8,080,471.58	(85,499.78)	(223,029.97)	20,636,114.59	11
Gas	8,064,604.00	-	-	-	-	(126,906.64)	2,094,581.44	(1,717.94)	-	10,030,560.86	14
	27,475,197.50	-	-	-	-	(6,124,641.29)	10,309,023.04	(87,177.72)	(223,029.97)	31,349,371.56	
YTD ACTIVITY	(2,273,928,364.42)	(64,643,025.31)	29,258,485.35	-	-	(6,124,641.29)	16,898,681.95	(545,956.34)	(229,268.97)	(2,299,314,089.03)	
AMORTIZATION											
Common	(33,654,286.17)	(3,858,495.63)	3,466,644.69	-	-	-	-	-	-	(34,046,137.11)	21 h
Electric	-	-	-	-	-	-	-	-	-	-	21 c
Gas	(304.68)	(12.00)	-	-	-	-	-	-	-	(316.68)	21 d
AMORTIZATION TOTAL	(33,654,590.85)	(3,858,507.63)	3,466,644.69	-	-	-	-	-	-	(34,046,453.79)	
Depreciation & Amortization Total	(2,307,582,955.27)	(68,501,532.94)	32,725,130.04	-	-	(6,124,641.29)	16,898,681.95	(545,956.34)	(229,268.97)	(2,333,360,542.82)	
Depr & Amort - Nonutility for Balance Sheet										(2,333,297,182.46)	
Utility Plant at Original Cost Less Reserve for Depreciation & Amortization (Excl nonutility)	5,572,695,400.00									5,608,913,627.76	

Totals													
(1,843,257,707.52)	33 c							Σ = 16 - 16a		(83,876,572.76)	18 h		
(372,116,765.07)	33 d							Σ = 11		(1,843,257,707.52)	33 c		
(117,922,709.87)	33 h							Σ = 14		(372,116,448.39)	18 d		
(2,333,297,182.46)	33 b total includes any Depr on Plant Held for Future Use.										Σ = row 18 on form	\$ (2,299,250,728.67)	18 b
-	Depr - 1032 -- run only for Group 131105-Dist Drive - Future Use pg 200 In 28c										Σ = row 20 on form	\$ (316.68)	20 b
(2,333,297,182.46)	22 b							Σ = row 21 on form		\$ (34,046,137.11)	21 b		
(1,843,257,707.52)	33 c												
-	28 c												
(1,843,257,707.52)	Depr - 1032 -- run only for Group 131105-Dist Drive - Future Use pg 200 In 28c												
	key in YTD amount - watch if need multiple years for Form 1												
	18 c - net of Depr on Future Assets												

P356.1			
Reserve (Less non-utility)	\$	(84,559,268.87)	
RWIP	\$	682,696.11	
Amortization	\$	(34,046,137.11)	
	\$	(117,922,709.87)	
Electric	69%	\$ (81,366,669.81)	
Gas	31%	\$ (36,556,040.06)	
	\$	(117,922,709.87)	
	\$	-	

LOUISVILLE GAS & ELECTRIC COMPANY
RWIP BY G/L ACCOUNT - REGULATORY ACCOUNTING
MARCH 2020

	<u>Beginning Balance</u>	<u>Accruals</u>	<u>Retirements</u>	<u>Transfers/ Adjustments</u>	<u>ARO Settlements</u>	<u>RWIP Transfers Out</u>	<u>Cost of Removal</u>	<u>Salvage</u>	<u>Other Credits</u>	<u>Ending Balance</u>
RETIREMENT WORK IN PROGRESS										
Common	856,637.25	-	-	-	-	(307,951.16)	133,970.02	40.00	-	682,696.11
Electric	18,553,956.25	-	-	-	-	(5,689,783.49)	8,080,471.58	(85,499.78)	(223,029.97)	20,636,114.59
Gas	8,064,604.00	-	-	-	-	(126,906.64)	2,094,581.44	(1,717.94)	-	10,030,560.86
	<u>27,475,197.50</u>	<u>-</u>	<u>-</u>	<u>-</u>	<u>-</u>	<u>(6,124,641.29)</u>	<u>10,309,023.04</u>	<u>(87,177.72)</u>	<u>(223,029.97)</u>	<u>31,349,371.56</u>
RWIP ACCOUNT 108099										
Common	-	-	-	-	-	-	-	-	-	-
Electric	-	-	-	-	-	-	-	-	-	-
Gas	-	-	-	-	-	-	-	-	-	-
	<u>-</u>	<u>-</u>	<u>-</u>	<u>-</u>	<u>-</u>	<u>-</u>	<u>-</u>	<u>-</u>	<u>-</u>	<u>-</u>
RWIP ACCOUNT 108799										
Common	146.60	-	-	-	-	-	(146.60)	-	-	-
Electric	845,542.74	-	-	-	-	-	78,793.45	-	-	924,336.19
Gas	7,502,797.42	-	-	-	-	-	1,948,184.70	-	-	9,450,982.12
	<u>2,905,548.76</u>	<u>-</u>	<u>-</u>	<u>-</u>	<u>-</u>	<u>-</u>	<u>2,026,831.55</u>	<u>-</u>	<u>-</u>	<u>10,375,318.31</u>
RWIP ACCOUNT 108901										
Common	856,490.65	-	-	-	-	(307,951.16)	134,116.62	40.00	-	682,696.11
Electric	17,708,413.51	-	-	-	-	(5,689,783.49)	8,001,678.13	(85,499.78)	(223,029.97)	19,711,778.40
Gas	561,806.58	-	-	-	-	(126,906.64)	146,396.74	(1,717.94)	-	579,578.74
	<u>9,564,212.09</u>	<u>-</u>	<u>-</u>	<u>-</u>	<u>-</u>	<u>(6,124,641.29)</u>	<u>8,282,191.49</u>	<u>(87,177.72)</u>	<u>(223,029.97)</u>	<u>20,974,053.25</u>
TOTAL RWIP										
Common	856,637.25	-	-	-	-	(307,951.16)	133,970.02	40.00	-	682,696.11
Electric	18,553,956.25	-	-	-	-	(5,689,783.49)	8,080,471.58	(85,499.78)	(223,029.97)	20,636,114.59
Gas	8,064,604.00	-	-	-	-	(126,906.64)	2,094,581.44	(1,717.94)	-	10,030,560.86
	<u>27,475,197.50</u>	<u>-</u>	<u>-</u>	<u>-</u>	<u>-</u>	<u>(6,124,641.29)</u>	<u>10,309,023.04</u>	<u>(87,177.72)</u>	<u>(223,029.97)</u>	<u>31,349,371.56</u>
			VARIANCE	-	-	-	-	-	-	-

LOUISVILLE GAS & ELECTRIC COMPANY
SUMMARY OF CHANGES FOR CASH FLOW STATEMENT - (REGULATORY)
MARCH 2020

Table with columns: Depreciation/Amortization Expense, ARO Depr Total Activity, ARO 254 Activity, ARO Accretion, Pension, Retirements, ARO Settlements, ARO ECR Settlements, ARO Purchase Accounting Adjustments, ARO Revaluation/ Addition, Transfers from 101 and 108 to 102, Purchase Acct Netting, Other - Non Depr Exp/Charge, RWP, RWP - CCR, Direct Charging ECR/CCR Spend Post Settlement, CWP Spend, Net Change In Account, Difference. Rows include Property, plant and equipment, Regulated utility plant - electric and gas, Accumulated depreciation, etc.

LOUISVILLE GAS & ELECTRIC COMPANY
DETAIL OF TRANSFERS - REGULATORY ACCOUNTING

MARCH 2020

FERC FORM 1 COLUMN CLASSIFICATION:	JAN (1) Transfers/ Adjustments	FEB (1) Transfers/ Adjustments	Transfers/ Adjustments	Transfers/ Adjustments	Transfers/ Adjustments	Transfers/ Adjustments	Transfers/ Adjustments	Transfers/ Adjustments	Transfers/ Adjustments	Transfers/ Adjustments	Transfers/ Adjustments	Transfers/ Adjustments	Transfers/ Adjustments	Transfers/ Adjustments	Transfers/ Adjustments	Transfers/ Adjustments	Transfers/ Adjustments	Total Ending Balance	Total Additions	Total Adjustments	Total Transfer	Total N/A	Summary Total	Transfer N/A	
																									Transfer
101 UTILITY PLANT IN SERVICE																									
Common																									
C389 10-Land																									
C389 20-Lease Rights																									
C390 10-Struct and Imp-Gen Offices																									
C390 20-Struct and Imp-Transporto																									
C390 30-Struct and Imp - Stores																									
C390 40-Struct and Imp - Shops																									
C390 60-Struct and Imp - Microwave																									
C391 10-Office Furnish																									
C391 20-Office Equipment																									
C391 30-Computer Equipment																									
C391 31-Personal Computers																									
C391 33-Computer Equip ECR 2008																									
C391 40-Security Equipment																									
C392 00-Cars and Light Trucks																									
C392 10-Heavy Trucks and Other																									
C392 20-Trains Equip-Trailers																									
C393 10-Shores Equipment																									
C394 00-Tools, Shop, Garage Equip																									
C395 00-Laboratory Equipment																									
C396 10-Power Dp Equip-Hourly Rated																									
C396 30-Power Dp Equip - Other																									
C397 00-Microwave, Fiber, Other	424,957.70																								
C397 10-Comm Eq Radios, Telephone																									
C398 00-Miscellaneous Equipment																									
C399 10-ARC Cost Common (L&I)																									
C201 00-Operation																									
C302 00-Franchises and Consents																									
C303 10-Misc Utility Plant/Software																									
C303 10-CCS Software																									
C303 20-Data Licen																									
C303 30-Cloud Software Non Current																									
C303 40-Cloud Software Prepaid																									
Total Common 101	424,957.70																								

LOUISVILLE GAS & ELECTRIC COMPANY
DETAIL OF TRANSFERS - REGULATORY ACCOUNTING

MARCH 2020

JAN (1) Transfers/ Adjustments	MAR (1) Transfers/ Adjustments	Transfers/ Adjustments	Transfers/ Adjustments	Transfers/ Adjustments	Transfers/ Adjustments	Transfers/ Adjustments	Transfers/ Adjustments	Transfers/ Adjustments	Transfers/ Adjustments	Transfers/ Adjustments	Transfers/ Adjustments	Transfers/ Adjustments	Transfers/ Adjustments	Transfers/ Adjustments	Transfers/ Adjustments	Transfers/ Adjustments	Transfers/ Adjustments	Transfers/ Adjustments	Total Ending Balance	Total Additions	Total Adjustments	Total Transfer	Total NA	Summary Total	Transfer NA
																									Totals
Common																									
C399 - LARO Cost Common (LB)																									
C301 00-Organization																									
C302 00-Franchises and Consents																									
C303 00-Misc. Intang. Plant/Software																									
C303 00-CCS Software																									
C303 20-Law Library																									
C303 30-Cloud Software Non Current																									
C303 40-Cloud Software Precipids																									
Total Common 106																									
Electric																									
Distribution																									
E300 10-Land Rights																									
E300 20-Land																									
E360 00-Land and Land Rights																									
E360 00-Structures and Improvements																									
E362 00-Station Equipment																									
E364 00-Poles, Towers, and Fences																									
E365 00-OH Conductors and Devices																									
E366 00-Underground Conduit																									
E367 00-UG Conductors and Devices																									
E368 00-Live Transformers																									
E369 10-Underground Services																									
E369 20-Overhead Services																									
E369 30-LIght Services																									
E370 00-Meters																									
E373 10-Overhead Street Lighting																									
E373 20-Underground Street Lighting																									
E373 30-Street Lighted Transformer																									
E373 40-Lighting																									
E374 00-LARO Cost Elec Dist (LB)																									
E374 07-LARO Cost Elec Dist (Exp)																									
E374 08-LARO for Dist Plant																									
Total Distribution																									
General																									
E392 10-Transportation - Gas Truck																									
E392 20-Transportation - Trailer																									
E392 30-Transportation																									
E394 00-Tools, Shop, and Garage Eq																									
E395 00-Laboratory Equipment																									
E396 10-Power Op Equip-Hourly Rtd																									
E396 30-Power Op Equip-Other																									
E396 40-Power Op Equip																									
E397 20-DIM Communication Equipment																									
Total General																									
Hydro																									
E330 20-Land																									
E331 00-Structures and Improvements																									
E332 00-Reservoirs, Dams, and Water																									
E333 00-Water Wheels, Turbines, Gen																									
E334 00-Accessory Electric Equipment																									
E335 00-Misc Power Plant Equip																									
E336 00-Roads, Railroads, and Bridges																									
E337 07-LARO Cost Hydro Prod (Exp)																									
Total Hydro																									
Intangible																									
E301 00-Organization																									
E302 00-Franchises and Consents																									
Total Intangible																									
Other Production																									
E340 01-Land																									
E341 00-Structures and Improvements																									
E342 00-Fuel Holders, Producers, Ac																									
E343 00-Prime Movers																									
E344 00-Generators																									
E345 00-Accessory Electric Equipment																									
E346 00-Misc. Power Plant Equipment																									
E347 00-LARO Cost Other Prod (LB)																									
E347 07-LARO Cost Other Prod (Exp)																									
E347 08-LARO Cost Other Prod																									
Total Other Production																									
Steam Production																									
E310 20-Land																									
E310 30-Land																									
E310 40-Land																									
E311 00-Structures and Improvements																									
E311 01-LAROOP Structures and Improv																									
E311 02-Structures & Improvements																									
E312 00-Boiler Plant Equipment																									
E312 01-LAROOP Boiler Plant Equipment																									
E312 02-Boiler Plant																									
E314 00-Turbogenerator Units																									
E315 00-Accessory Electric Equipment																									
E315 01-LAROOP Accessory Electric Equipmen																									
E316 00-Accessory Elec Equip																									
E316 00-Misc. Power Plant Equip																									
E317 07-LARO Cost Steam (Exp)																									
Total Steam Production																									
Electric Transmission																									
E350 10-Land Rights																									
E350 20-Land																									
E350 30-Land & Land Rights																									
E352 10-Subst. & Imp-Non Svc Contro																									
E353 10-Station Equipment - Non Svc																									
E353 11-LAROOP Station Equip Non Svc																									
E353 20-Station Equip																									
E354 00-Towers and Fences																									
E355 00-Poles and Fences																									
E356 00-OH Conductors and Devices																									
E357 00-Underground Conduit																									
E358 00-UG Conductors and Devices																									
E359 10-LARO Cost Transm (LB)																									
E359 17-LARO Cost Transm (Exp)																									
E359 18-LARO Cost Transm																									
Total Electric Transmission																									
Total Electric 106																									
Gas																									
Gas Distribution																									
G374 12-Other Distribution Land																									
G374 13-Other Distribution Land GLT																									
G374 22-Other Distribution Land Pse																									
G374 30-Own Dist Land & Land Rights																									
G375 10-City Gate Check Station Str																									
G375 20-Other Distribution Structure																									
G375 30-Other Distribution Station Structr																									
G376 00-Meters																									
G376 10-Meters																									
G376 20-Meters																									
G376 30-Meters and Reg Station-Genera																									
G379 00-Meas & Reg Station-City Gat																									
G380 00-Services																									
G380 10-Services																									
G380 20-Services GLT																									
G381 00-Meters																									
G383 00-Regulators																									
G386 00-Industrial Measuring and Re																									
G387 00-Other Equipment																									
G388 05-LARO Cost Gas Dist (LB)																									
G388 07-LARO Cost Gas Dist (Exp)																									
G388 08-LARO Cost Gas Dist																									
Total Gas Distribution																									

LOUISVILLE GAS & ELECTRIC COMPANY
 DETAIL OF TRANSFERS - REGULATORY ACCOUNTING
 MARCH 2020

	JAN (1) Transfers/ Adjustments	MAR (1) Transfers/ Adjustments	Transfers/ Adjustments	Transfers/ Adjustments	Transfers/ Adjustments	Transfers/ Adjustments	Transfers/ Adjustments	Transfers/ Adjustments	Transfers/ Adjustments	Transfers/ Adjustments	Transfers/ Adjustments	Transfers/ Adjustments	Transfers/ Adjustments	Transfers/ Adjustments	Transfers/ Adjustments	Transfers/ Adjustments	Transfers/ Adjustments	Transfers/ Adjustments	Total Ending Balance	Total Additions	Total Adjustments	Total Transfer	Total N/A	Summary Total
Gas Stored Nonrecoverable																								
Gas Transmission	-	-	-	-	-	-	-	-	-	-	-	-	-	-	-	-	-	-	-					
Non-Utility Property	-	-	-	-	-	-	-	-	-	-	-	-	-	-	-	-	-	-	-					
TOTAL RESERVES																								
Common	(25,861.94)	-	-	-	-	-	-	-	-	-	-	-	-	-	-	-	-	-	-					
Electric	25,861.94	-	-	-	-	-	-	-	-	-	-	-	-	-	-	-	-	-	-					
Gas	-	-	-	-	-	-	-	-	-	-	-	-	-	-	-	-	-	-	-					
RETIREMENT WORK IN PROGRESS																								
Common	-	-	-	-	-	-	-	-	-	-	-	-	-	-	-	-	-	-	-					
Electric	-	-	-	-	-	-	-	-	-	-	-	-	-	-	-	-	-	-	-					
Gas	-	-	-	-	-	-	-	-	-	-	-	-	-	-	-	-	-	-	-					
YTD ACTIVITY																								
AMORTIZATION																								
Common	-	-	-	-	-	-	-	-	-	-	-	-	-	-	-	-	-	-	-					
Electric	-	-	-	-	-	-	-	-	-	-	-	-	-	-	-	-	-	-	-					
Gas	-	-	-	-	-	-	-	-	-	-	-	-	-	-	-	-	-	-	-					
AMORTIZATION TOTAL																								
Depreciation & Amortization Total																								

JAN (1) Indiana Kenzie Road Substation Communication Assets - Transfer Plant Accounts from Transmission to Common
 MAR (1) Transfer between plant accounts

Louisville Gas & Electric
Land and Vehicle Retirements - REGULATORY ACCOUNTING

[ToC](#)

<u>Other + Vehicles NBV</u>	<u>Land Cost</u>	<u>Unplanned Depreciation</u>	<u>RWIP</u>	<u>(Gain)/Loss</u>	<u>Actual Cash Received</u>	<u>Booked to GL (Y/N)</u>
-	-	-	-	-		

LOUISVILLE GAS & ELECTRIC COMPANY
 CWIP SPEND - YTD - REGULATORY ACCOUNTING
 MARCH 2020

Project Number	Project Description	CWIP Spend
00029FACL	AOC SPACE EXPANSION	817,013.84
00031FACL	EOC SPACE EXPANSION	2,217.05
00035FACL	South Ops Engineering Center	140,741.03
00040FACL	BOC GUARDSHACK	180,347.15
00066FACL	BOC DCC SPACE CONVERSION LGE	57,637.41
00067FACL	BOC ANNEX LGE	432,122.69
00072FACL	CALL CENTER RENO BOC 3 LGE	166.23
00075FACL	BOC Elevator refurbish	9,468.21
00076FACL	Building Façade Repairs	569,343.62
00079FACL	EOC Roof Replace	795.28
00105FACL	KUGO Floor 1, 2 Remodel LGE	144,836.64
00107FACL	BOC ROOM 201 RENO - LGE	5,153.90
117149	Trimble County 2	-
117361	Accrued Labor - LGE	59,267.16
119902	Clear 12/04 A&G	635,485.38
120754	Misc. A/R Uncollect - LGE Cap	37,682.79
123906LGE	BRCT6 C Inspection LGE	2,824.58
130875	MC1&2 FGD, MC1FF,	1,578.88
130881	MC3 FGD & FABRIC FILTER	(46.75)
131715	N1DT Pleasure Ridge Sub-CW	217,956.69
132002	TC CT HGP Insp Unit 7	(98,636.92)
132989	MC2 Relays	95,196.20
133671	EFFLUENT WATER STUDY-MC	182,679.12
133679	EFFLUENT WATER STUDY-TC LGE	49,202.18
134198	CR CNL-DLPRK 69KV	623,138.41
136636	MC3 SCR Catalyst Layer 1	10,169.01
137039	TC1 RPLCE AIR HEATER BASKETS	(68,472.47)
137585LGE	TC2 DCS UPGRADE	(21,116.99)
137587	TC1 DCS UPGRADE	(82,162.16)
138400	TC1 SH DMW REPLACE	14,514.97
138439	DLC - LG&E Electric	243.98
139721	MC 3C GSU Transformer	(46,669.87)
139725	TC1 REPLACE BOILER BLD ROOF	-
139871	MC3 INT SH PENDANTS	1,084.93
139889	MC3 AIR HTR BASKETS	(18,521.35)
139892	MC3 FDWTR HTRS	24,925.49
140014LGE	TC CT DCS UPGRADE	(9,010.00)
140095	SIMP CC V_WALL RPLC-LGE-2020	19,801.78
140440	TEP-CR-NORTH TAP-SO PARK	415.19
141004	ST HELEN FACILITY	71,821.36
141392	LGE FURNITURE PROJ	(5,677.45)
142399	MC3 Gen Stator Bar Install	228,967.62
143595	MC4 SCR Catalyst L1 2020	142,954.95
143606	MC4 DCS Upgrade	1,941.77
143637	MC3 Turbine L-0 Buckets 2019	(284,189.42)
144494	GS GE PDM IOTec Repl	573.23
144542	CR7 NGCC HGP (2020)	4,219,534.44
144869	PRESTON CITY GATE STAT	5,845.37
144937	ENGINE ROOM VENTILATION	(7,750.00)
145404	Adv Meter Sys LG&E 2015	1,792.56
147048	MC4 Spare GSU Transformer	145.50

LOUISVILLE GAS & ELECTRIC COMPANY
 CWIP SPEND - YTD - REGULATORY ACCOUNTING
 MARCH 2020

Project Number	Project Description	CWIP Spend
147056	MC2 Boiler Lower Slope	950,011.33
147058	MC3 Econ Inlet Header	14,555.09
147470LGE	TC C COAL CONVEYOR SPARE MTR	11,955.37
147735	FULL UPGRD EMS SWARE-LGE-2020	40,675.87
148081	WASTE MANAGEMENT GAS RELO	314.80
148083	OF Bridge Resurface	100,306.80
148096	CR7 NGCC STG 2020	175,658.68
148484	N-1 DIST XFMR PLAINVIEW CW	117,741.92
148490	N1DT PLAINVIEW SUB	15,498.97
148727	LGE SMAC 2017 PROJECT	58,014.54
148821	SR Floyd-Seminole 69kV	118,840.90
148822	CR Olin-Tip Top 69kV Phase I	(32,057.39)
148884	DIST XFMR LIME KILN CW	6.78
148885	DIST XFMR LIME KILN SUB	141,304.77
149180	DRILL OBSV WELLS MULD 2018	2,922.58
149182	DRILL WELLS CENTER 2018	14,429.62
149185	DRILL WELLS MAG UPPER 2018	30,724.00
149400	VINE GROVE BACKUP FEED	138,729.59
149422	SCADA HARDWARE RPLC	140,663.24
150015LGE	TC2 BURNER NOZZLE REPL	-
150059LGE	TC UPG COAL HAND SAMPLER	25,232.91
150064LGE	TC2 TILE & FLIGHT REPLACE	1,796.09
150222	LGE Ky Wired Reimbursable	(0.00)
151006	TC2 NOX SHELTER UPGD	(2,510.15)
151021	TC1 ELECTROMECH RELAYS	(7,353.97)
151115	TC CCRT - BOTTOM ASH LGE	5,555.99
151116	TC CCRT - FLY ASH LGE	68,150.06
151117	TC CCRT - GYPSUM LGE	21,120.40
151118	TC CCRT - TRANSPORT LGE	649,989.32
151119	TC CCRT - LANDFILL LGE	426,207.70
151255	MC 3B GSU Transformer Install	(41,323.48)
151481	DIST CAPACITORS LGE- 2019	15,128.71
151483	LEO PADMOUNT SWITCHGEAR 2019	2,380.59
151484	DWNTWN NTWK VENT PRCT REPL19	6,336.23
151485	LEO DWNTWN NTWK VAULT RPR 2019	17,228.96
151486	PILC 2019 LGE CABLE REPL	4,872.11
151495	SCM2019 LGE CAP&PIN INSLTR UPG	(7,390.82)
151496	SCM2019 LGE RPL SUB BATTERY	1,564.68
151497	SCM2019 LGE LEGACY RELAY REPL	11,100.96
151498	SCM2019 LGE REPLLGCYAIRMAG BRK	448.09
151500	SCM2019 LGE REPL LEGACY RTU	25,865.08
151530	SCM2019 LGE MISC CAPITAL SUB	1,883.65
151531	SCM2019 LGE MISC NESC COMPL	-
151534	SCM2019 LGE REPL ABB VHK MECH	33,163.14
151538	SCM2019 LGE WILDLIFE PROTECT	(13,876.97)
151980	OF DCS Conv/Upgrade	12.48
152001LGE	TC CT EX2000 DIGITAL FE CT10	782.34
152006LGE	TC CT EX2000 DIGITAL FE CT9	407.41
152007LGE	TC CT LUBE OIL PUMPS	1,320.23
152032LGE	TC CT HMI UPGRD	3,467.25
152055	CR7 T3K Hardware Refresh	74,581.07

LOUISVILLE GAS & ELECTRIC COMPANY
 CWIP SPEND - YTD - REGULATORY ACCOUNTING
 MARCH 2020

Project Number	Project Description	CWIP Spend
152056	PR13 T3K Hardware Refresh	10.81
152070LGE	TC SHUTTLE BARGE WINCH UPG	36,162.43
152081	TC1 EXP JOINTS	39,663.39
152104LGE	TC2 LAST STAGE BUCKETS LGE	6,414.33
152224	Clifty Creek DL1/DL2 Brkr Rpl	15,932.44
152330	MC Gypsum Dewatering Non-ECR	208,397.38
152381	MC Process Water	1,866,105.86
152384	TC LGE Process Water	577,938.86
152433	IR DROP COUPON MON SYS 2019	(3,487.00)
152466	LOU INTL AIRPORT	(158.59)
152508	COMPRESSOR ENGINE AUTO EQUIP	21,118.25
152513	CANNONS LN REGU STATN 2018	71,003.97
152531	ENGINE ROOM TRANSITE SIDING	(270.00)
152536	ENGINE VIBRATION EQUIP	(4,390.31)
152546	EAST END REINFORCEMENT	36,683.65
152573	Manhole Structural Rep 2019	303.95
152649	OF Unit 9/10 Front Slabs	149.01
152665LGE	TC2 B FD FAN OVERHAUL LGE	34.77
152670	TC1 TDBFP PUMP OVERHAULS	67.02
152683LGE	TC2 B BFP OVERHAUL LGE	1,614.62
152769	LGE REPLACE FAILED EQ - 2019	8,110.78
152799	LG&E FURNITURE AND CHAIRS-2019	1,015.32
153009	TC1 CEM SHELTER & ASSOC EQUIP	329.50
153021	REPL FAILED EQUIP LTP-LGE	51,421.13
153024	FURN & EQUIP LGE 2020	128,965.52
153047LGE	TC2 FINAL SH REPL*	31,574.04
153070LGE	TC CT PEEC BATTERIES	(7,725.02)
153077	TC1 SCR CATALYST L2 NEW	34,304.34
153080LGE	TC2 SCR CATALYST L1 NEW-	72,211.22
153537	OMN-Ashbottom TR2 Monitor	12,115.33
153561	DCC ENHANCEMENT LGE	339.57
153662	BULLITT CO SYSTEM REINFORCE	710,167.91
153884	MC3 Cooling Tower Elect Cable	22,666.66
154092	Distribution Auto LGE 2017	2,907,595.18
154095	IT Distrbution Automation LGE	229,364.69
154231	ALPHA WAY	8,991.00
154324	MC Flyash Silo "A" Baghouse	(101,920.00)
154338	MC3 Hydrogen Coolers	(15.79)
154341	MC4 Hydrogen Coolers	13,000.00
154391	MC2 Fire Protection	3,874.14
154395	MC3 O2 Probes	4,105.39
154408	MC3 Control Valve Steam Chest	15,084.21
154541	MC3 Secondary Air Meters	31,712.22
154593	MC2/MC3 Boiler Room Roof Drain	(6,192.76)
154631	MC 1C BCP OVERHAUL 2020	27,119.01
154649	MC 3C Recyc Pump OVERHAUL 2020	18,962.75
154650	MC 3D Recyc Pump OVERHAUL 2020	371.39
154708	TC1 LOWER FURNACE WW REPL-	9,088.71
154729LGE	TC CBU MOTOR & DRIVE UPGD'S	(13,650.00)
154831	CR7 UV LIGHTING	(1,601.04)
155110LGE	BRCT6 Gen Prot Relay Upgr-LGE	33,673.16

LOUISVILLE GAS & ELECTRIC COMPANY
 CWIP SPEND - YTD - REGULATORY ACCOUNTING
 MARCH 2020

Project Number	Project Description	CWIP Spend
155124	GS GenEng Wireless Gateways	28,134.92
155144LGE	BRCT7 Gen Prot Relay Upgr-LGE	43,676.30
155292	LEO PADMOUNT SWITCHGEAR 2020	16,483.81
155313	SCM2019 LGE TXFMR TOOLS	6,816.62
155314	SCM2020 LGE TXFMR TOOLS	7,004.95
155352	Manhole Structural Rep 2020	116,315.46
155359	DWNTWN NTWK VAULT RPR 2020	433,670.86
155361	DWNTWN NTWK VENT PRTCT 2020	224,357.57
155363	PILC 2020 LGE CABLE REPL	3,741,837.84
155365	URD CABLE REPL/REJUV LGE 2020	2,603.32
155386	N1DT Pleasure Ridge Sub	584,544.29
155431	Convention Center Vault	-
155443LGE	TC F COAL CONV GALLERY REBLD-	349,921.28
155513	TC CCR New Const Proces Pd LGE	1,268.56
155529	MV-90 Daily Read LG&E	44,378.44
155651LGE	TC2 EXPANSION JOINTS 2020-	269.67
155860	TPPA-Other 2018	0.00
155870	BR1351 Ckt Hardening	(2,651.60)
156027	ST L-O BLADES LGE	14,015.28
156071	Old Henry Rd Public Works	66,714.74
156142	CW1224 CIFI 2018	(1,577.98)
156204	Hillcrest 6" Bus Duct Addition	-
156446	Monroe City Gate Phase 2	(9,600.00)
156464	INSTALL HEAT AT BOC	716,935.08
156465	SSC TRSFMR SHOP RR AND BREAK	1,483.11
156469	Churchill Downs-Square D	(0.00)
156481	RFN-Tip Top Fence	207,688.39
156486	TC1 BOILER RM ROOF EXHST 2018	767.25
156527	SO Exit Ckt Cable Replacement	2,097.07
156635LGE	TC CBU BUCKETS & CHAINS 2018-	1,942.43
156665	MC3 TDBFP Fire Protection	1,690.24
156667	MC4 TDBFP Fire Protection	1,690.24
156739	MC3 Lower IR Panels	(208,000.00)
156753	MC4 SH Outlet 2020	(21,506.26)
156788	MC2 Precipitator	516,148.56
156789	MC3 Precipitator	(50,702.75)
156836LGE	TC2 DCS SIMULATOR-	18,650.06
156850LGE	TC STACKER RECLAIM OH-	0.01
156930	TC1 FRONT RH BEN REP	21,991.47
156999	TC1 HRH ELBOW	8,786.96
157000	SCM2020 LGE MISC NESC COMPL	3,920.00
157002	SCM2020 LGE WILDLIFE PROTECT	1,370.24
157007	SCM2020 LGE TOOLS & EQUIPMENT	14,465.00
157036	SCM2020 LGE REPL LGCY OIL BRKR	225,962.44
157037	SCM2020 LGE REPL LEGACY RTU	2,235.01
157041	SCM2020 LGE SUB BLDNG & GND	(0.00)
157051	SCM2020 LGE CAP&PIN INSUL UPGD	1,912.26
157060	SCM2020 LGE LTC OIL FILT ADDS	70,376.45
157181	REL Pleasant Grove Motors	1,955.00
157246	TC1 MDBFP COOLER ADD	33,139.11
157248LGE	TC2 ABB MAINS BREAKER UPGD*	108.37

LOUISVILLE GAS & ELECTRIC COMPANY
 CWIP SPEND - YTD - REGULATORY ACCOUNTING
 MARCH 2020

Project Number	Project Description	CWIP Spend
157261LGE	BRCT 6&7 SFC Controls Upgr-LGE	279,220.46
157263LGE	BRCT6 AVR Upgrade - LGE	60,159.20
157265LGE	BRCT7 AVR Upgrade - LGE	60,042.12
157286LGE	STT Valve Mnt Equ LGE	(316.22)
157302LGE	TC AMMONIA TANK WATER CURTAIN-	1,602.25
157313	DSP N1DT Pleasure Ridge	60,964.58
157575	SIO-SUB OIL BREAKERS	151,746.04
157578	SIO-RELAY REPLACEMENT LGE	956,977.38
157584	SIO-LED ST LIGHT CONV-LGE	45,263.08
157602	DSP DEL PARK TO CANAL	79,382.85
157626	N1DT CENTERFIELD/RUSSELL CW	213,100.23
157627	N1DT CENTERFIELD/RUSSELL SUB	161,991.95
157649	Bluelick Rd PBWK	36,203.06
157696	Floyd-Seminole 69KV SR	248,658.19
157697	Canal-Del Park 69KV SR	154,395.45
157747	MC2 Coal Feeders	230,033.76
157777LGE	TC2 LOWER SLOPE REPLACE-	-
157785	TC1 TURBINE VALVE UPGRADE	54,167.58
157845	Mobile Capacitor Bank-LG&E	47,849.89
157977	SO Exit Ckt Duct Repl	(249.60)
158064	AOC Trailers	15.67
158121LGE	TC CCRT BOTTOM ASH SPARES-	-
158258	PPLC- Cloverport 3850-3854 DCB	896.89
158286	Solar Share Array 1 2018 LG&E	-
158292	South Park-Mud Lane 69kV-TEP	(320.88)
158295	LP Dist Overpressure Protectio	41,899.32
158317	SM1398 Exit Circuit	7,511.48
158328LGE	TC CT MULTILIN UPG 2018-	1,031.19
158443	Calvary Anomaly Replacement	12,021.29
158478	Piccadilly to Muld Cut Outs	148.95
158577	NA1264 Ckt Hardening	291.31
158578	BR1179 Ckt Hardening	206,217.30
158579	BR1185 Ckt Hardening	255,956.77
158581	SM1234 Ckt Hardening	498.69
158582	AB1202 Ckt Hardening	11,319.71
158583	AB1207 Ckt Hardening	(49,588.00)
158587	DX1222 CIFI 2019	5,627.65
158588	DX1223 CIFI 2019	3,904.61
158589	MC1261 CIFI 2019	57,154.09
158590	BR1181 CIFI 2019	(942.63)
158592	WT1210 CIFI 2019	24.14
158598	BOC Bldg Restoration (Ext)	616.74
158623	TC1 FGD RECYCLE PUMP PIPING	(46,029.63)
158743	Manslick Sub Drainage	(64.24)
158830	PRLY-TC to TCT 4515 LR	17,713.48
158857	TPPA-Other 2019	100,711.00
158858	TPPA-Charter 2019	13,173.60
158859	TPPA-ANSCO 2019	8,565.00
158860	TPPA-Mobilitie 2019	-
158876	CR7 Ket Boil Upgrade	1,019.18
158878	CR7 Waterbox Lining	35,432.54

LOUISVILLE GAS & ELECTRIC COMPANY
 CWIP SPEND - YTD - REGULATORY ACCOUNTING
 MARCH 2020

Project Number	Project Description	CWIP Spend
158918	PDFR - Buckner	22,284.78
158921	GS Transformer Prot TC1	(1,500.45)
158929	GS Transformer prot CR7	6,728.39
158938LGE	TC 5TH FLR-RESTROOM UPGRADE	-
158951	TL Comp Rel Hardware_LGE	(501.16)
158954	MC3 DCS Simulator	34,656.36
158955	FERN VALLEY RD VLV ELIM	(11,447.78)
159048LGE	TC LED LIGHTING 2019-	10,790.39
159052	OX1273-1274 Exit Circuit Repl	391.28
159054	2019 CEMI AOC	381,616.13
159056LGE	TC LAB EQUIPMENT 2019-	0.01
159060LGE	TC WASTE SLUDGE PUMPS-	6,710.07
159064	Cambria Hotel Vault	50,115.45
159065LGE	TC SAFETY - 2019	32,410.27
159075	ZIRMED-II Breakdown	(329.84)
159083	Clifton Exit Circuit Repl	22,961.35
159091LGE	TC CCRT FLYASH SPARE EQUIP-	1,137.44
159093LGE	TC CCRT GYPSUM SPARE EQUIP-	1,516.95
159172LGE	TC MOORING CELL UPGD 2019	(942.32)
159254LGE	TC HVAC UPGD 2019-	4,535.52
159259	TEP Ford-Frey 69kV	132,605.67
159298	Signage LG&E - Power Plants	2,377.43
159389	TC1 A MILL HOT AIR GATE REPL	2,423.57
159392	TC1 AIR HEATER SB CONT VLV	3,377.64
159431	CR7 Lightning Arrestors	2,992.81
159520LGE	TC CONVEYOR BELT REPL 2019-	(0.01)
159540	BOC DOCK UPGRADES	15,970.20
159544	FOR Paddys W. 3802-27 Tie RPL	7,254.24
159585	MC3 CT Drift Eliminators	(18.14)
159625	CR7 Clarifier Inlet Valve	3,835.25
159680	CR-Olin-Tip Top 69kV-TEP	112,996.14
159682LGE	TCC Renovations LGE	1,379.18
159690LGE	TC GAS LINE COMPONENT UPG	21,860.86
159692	MC Shipley Ln Prop	5,334.63
159699	MEDIA ROOM RENOVATION	10.82
159703	JTown Relo OVHD Facilities	(119,800.10)
159787	BOC FENCING	20,457.96
159816	BOC SOUTHWEST ENTRANCE	1,205.82
159876LGE	TC CT GFI UPGRADE-	8,236.43
159910LGE	TC2 AMMONIA TANK UPGD-	-
159915LGE	TC2 SB CONTROL SYST UPG-	6,076.46
159920LGE	TC2 FINAL SH INLET LEG-1	11,311.34
159934LGE	TC2 MDBFP/ID FAN RELAY UPG-	7,137.96
159967	MC2 RH Spray Control Valves	58,987.80
160107	Magazine Substation Upgrade	737,440.68
160118LGE	LG&E Ctr 23rd Floor Reno LGE	37.93
160232	TANKER UPGRADE	-
160316	TC1 HL AIR COMP REPL	6,130.47
160326LGE	TC CRITICAL HEAT UPGD 2019-	1,514.43
160337LGE	TC MATERIAL HAND STRUCT UPG	9,564.83
160416	MASONRY & TRASH RACK UPGRADES	19,732.08

LOUISVILLE GAS & ELECTRIC COMPANY
 CWIP SPEND - YTD - REGULATORY ACCOUNTING
 MARCH 2020

Project Number	Project Description	CWIP Spend
160432LGE	LGE ROOM 1201 UPGR-LGE	855.34
160433	MC CCR Process Pond	2,576,923.32
160457	Solar Share Array 2 LG&E	178,428.02
160492	Del Park 1408 Ckt Hardening	20,328.02
160494	LGE Spare 138-13kV XFMR-JTown	372,183.93
160537	STT TRNG CTR HVAC	-
160555	Doe Run Stor Piggability 2020	7,946.69
160557	MC Screen Wash BP A&B	406.62
160563	PBR-Cane Run CT DFR IT Connect	4,806.57
160564LGE	TC2 RH ATTEMPERATOR-SPARE	31,330.29
160571LGE	TC2 TCS L&S CTRL UPG-	554.63
160575LGE	TC PRED MAINT DEVICE 2019-	3,078.55
160592	TC1 BCWP OVERHAUL 2019	1,313.42
160597	TC1 COOLING TWR PUMP OH 2019	1,644.73
160618	MC3 Turb HP Snout Rings 2019	33,287.98
160619	MC3 Turb IP Buckets 2019	45,253.11
160620	MC3 Turb Shaft Packing 2019	93,526.50
160646	TC1 1E COAL MILL GB OVERHAUL	(0.01)
160674	TC1 SFC FLIGHT UPGD	(0.01)
160677LGE	TC MATERIAL HAND OFFICE UPGD-	1,443.58
160679LGE	TC DCS METERING SYST UPGD-	701.91
160691	Grady 1462 Duct-Cable Replace	303.31
160694	Manslick Keys Ferry Crossing	33,660.23
160707	MC3B Cooling Tower Pump	4,396.71
160712	XFMR - Stewart Sub	10,344.77
160732	TC1 DESP TR REFURB	0.01
160741LGE	TC HAUL ROAD PAVING 2019-	97.62
160757	MC3E Agitator Gearbox	21,286.32
160758	GS SL Office HVAC	1,953.23
160760	GS SL Mercury 1631	6,320.16
160776LGE	TC WET PIT LIFT STATION UPGD-	41,216.28
160782	SCM2019 LGE REPL BUSHINGS	8,010.40
160811	CR7 Emerson Start	2,005.59
160813	Pleasureville HP Dist PL	11,104.31
160816	STT Rotork Actuator	718.92
160820LGE	BR CT6 & CT7 Flux Probe - LGE	623.79
160843	POTH-Test Lab DFR Addition - L	151.76
160846	Training Substation	98,443.81
160876	Oxmoor Duct Repl.	10,445.89
160887LGE	TC CT SITE HVAC REPLACEMENT-	9,808.55
160893	AOC AUX WAREHOUSE RENOVATION	254,636.16
160895LGE	BOC SEC MONITORING CTR RELO L	15,240.89
160911LGE	TC2 BOILER WATER WALL PANELS-	23,793.83
160913LGE	BRCT 6&7 HVAC Repl - LGE	(49.50)
160932	TC LAND PURCH MCCUTCHEON LGE	1,740.60
160934	Hendrix ET-02 Trailer	2,741.76
160969LGE	TC ALL TERRAIN FORKLIFT-	15,180.58
160998	MS 2019 Aub Votano 100 Tester	40,519.86
161002	POR-Ashbottom Static Mast Rpl	13,232.22
161003	CR7 ICM Expansion 2019	(5.49)
161005LGE	BUS/ECON DEV OFF RECON LGE	(71.14)

LOUISVILLE GAS & ELECTRIC COMPANY
 CWIP SPEND - YTD - REGULATORY ACCOUNTING
 MARCH 2020

Project Number	Project Description	CWIP Spend
161013LGE	TC WIRELESS SENSOR INSTALL-	(0.01)
161027	CSS Abrasive Wtr Jet	1,120.85
161028	CSS Cont Milling Mach	451.19
161029	CSS Cylindrical Grinder	13,369.59
161030	CSS Horiz Boring Mill	(14,697.25)
161044	ROR Spare 345/161 450MVA Xfmr	1,707.74
161045	ROR Spare 345/138 450 MVA Xfmr	1,734.83
161047	GS CDM MC GE SecST	42,229.64
161058	CR7 Evap Cooling Pipe Repl	16,818.72
161062	OF Station Battery Charger	3,697.66
161064	AOC MEDICAL CLINIC	78,610.74
161069	MC Air Handling Unit #7	51,521.92
161077	TPPA-Other 2020	130.00
161081	TPPA-Spectrum 2020	715.00
161082	TPPA-ANSCO 2020	(0.00)
161083	TPPA-AT&T 2020	-
161085	TPPA-Verizon 2020	71,721.73
161087	MAG 16 CUT OUTS	228,799.86
161104LGE	TC GYPSUM LOADOUT TRANSFORMER-	8,223.35
161106	CR7 Raw Water Pump A 2019	2,573.98
161111	GS GE M Viscometer	(6,342.81)
161113LGE	STT Jib Crane LGE	(946.29)
161146LGE	TC2 FINAL RH LEAD INLET LEG-	5,503.32
161153	CR7 Emerson TREX Commun	(1,687.22)
161155	PR13 CEMS Data Controller	-
161157	BOC MEDICAL CLINIC	48,825.25
161176	AOC Renov for FPG	5,937.91
161177	GS Transformer Prot MC2	271.70
161180	MC4A Mechanical Exhauster 2019	67,409.44
161197	Grade Lane Sub Spare XFRMR	319,752.20
161236	GS CDM TCA Switch	-
161240	LGE EL/HYB CARS & CHARGE ST	22,266.55
161254LGE	SUPPLY CHAIN RECONFIG LGE	9,548.30
161262	AOC CONCRETE REPLACEMENT	53.16
161273LGE	TC2 MDBFP VOITH OH-	37,810.29
161276LGE	TC2 TD BFP RECIRC VALVES-	36.02
161306	NA1269	72,055.61
161315LGE	GS CDM KIP Printer LGE	(14,212.46)
161323	DIST CAPACITORS LGE - 2020	35,092.26
161432	2020 SIO Fuse Savings LGE	185,971.76
161442	WK A CUT OUTS	109,097.62
161447	CR7 CCI Valves 2020	52,816.09
161455	Oxmoor Exit Cable Repl	207,670.71
161466LGE	TC LAB MONITORS 2020-	4,274.09
161470	2020 RECEIVE 1 XFRM FROM KU	-
161482LGE	TC LED LIGHTING 2020-	28,252.97
161494LGE	TC MOORING CELL UPGD 2020-	357.93
161496LGE	TC IMPOUND IMPROVE 2020-	357.87
161499	VIB Breaker Repl	17,834.60
161507LGE	TC MAT HANDLING STRUCT-UPGD	130.13
161623	Trans P&C Toolkit-LG&E	24,407.83

LOUISVILLE GAS & ELECTRIC COMPANY
 CWIP SPEND - YTD - REGULATORY ACCOUNTING
 MARCH 2020

Project Number	Project Description	CWIP Spend
161631	MC 1A BCP OVERHAUL 2020	12,119.43
161635LGE	BOC 1 CASHIER RECON LGE	11,600.00
161646	Billtown Rd. Sect. 1	95,566.27
161650LGE	TC ELECTROMECH RELAYS-2020	4,163.70
161659	SCM2020 LGE REPL BUSHINGS	8,015.32
161709	MC1&2 Absorber Mechanical Seal	149,428.01
161713	Magazine Sub Upgrade Trans	41,073.45
161714	SSC NW STEPS WAREHOUSE	809.76
161723LGE	Corporate Sec Renov-L	1,897.68
161745	FORD LAP Excess Facilities	372,645.00
161855	WHAS-11116	62,986.72
161877	CR7 Cool Towr Wall	7,985.12
161900	CR7 Aux Stm Heater	382.08
161915LGE	TC UPGD SW PUMP TRAIN - C-	1,232.85
161970	PR11 Battery Replace 20	12,987.52
162174	SCM2019 LGE LEGACY ARRST REPL	2.00
162175	SCM2020 LGE LEGACY ARRST REPL	5,274.75
162205	MC1 Flyash Exhauster 2020	8,159.20
162207	BOC 1 STAIRWELL AND STORAGE	300.82
162211	CR7 R1 Static Seal	69,423.86
162218LGE	TC CT INSTALL LED LIGHTING-	74.69
162222	CR7 ST Bearings	39,090.48
162355LGE	TC2 ECONOMIZER DRAIN UPG-	2,662.47
163012	SIO Fuse Savings LGE	16,181.57
163014	SIO Rel LGE UG FCI Install	582,320.35
165001	TC1 DIVISION PANEL REPLAC	3,369.81
19PITP340	LGE PITP 2019	(16,016.86)
200LGE15	Customer Bill Redesign-LGE15	25.16
20PITP340	2020 PITP Louisville	829,734.77
406000003	REPLACE PAD METERS 2018	(52,265.93)
406000004	REPLACE PAD METERS 2019	26,892.91
406000005	REPLACE PAD METERS 2020	388,697.44
406000008	I65 Relocation PBWK	6,269.65
406000011	REG FAC RET ELDER PARK	115,831.99
406000021	UPGRADE ELEVATED PRESSURE 19	526,658.34
406000022	UPGRADE ELEVATED PRESSURE 20	402,979.84
406000030	Bluelick Rd KYTC Relocation	420,875.61
406000046	River Road Reinforcement - 1	1,996.40
406000048	Fisher Regulator Upgrade-2019	10,927.54
406000052	Regulator Assemblies 2020	230,016.89
406000071	WITHERSPOON REPLACEMENT	11,312.00
406000072	BALLARDSVILLE/MOODY LN	25,023.60
406000076	EASTWOOD FISHERVILLE MAIN EXT	761.38
406000077	US60 at Johnson PBWK	(7,717.40)
414000001	REPLACE STEEL SERVICES 2019	27,228.66
414000002	REPLACE STEEL SERVICES 2020	1,815,746.22
419000002	Small Tools 2020 004190	29,789.14
419000005	Small Tools 2019 004190	19,907.88
445000001	SMALL TOOLS 2019	5.77
447000001	Doe Run Storage Piggability	38,663.41
447000002	Muld Station Control Rm Repl	(10,569.03)

LOUISVILLE GAS & ELECTRIC COMPANY
 CWIP SPEND - YTD - REGULATORY ACCOUNTING
 MARCH 2020

Project Number	Project Description	CWIP Spend
447000006	Mul Station Pipe Repl 2019	33,732.43
447000017	Muldraugh Backhoes	(157,862.49)
447000022	Muldraugh Amine Replacement	1,001,505.23
447000030	Eng & Compr Cooling Sys Upg	22,430.56
447500001	Install Cntrl Vlvs Wells 2018	(20,015.65)
448000015	Storage Field Barricades 2019	19,438.49
448000024	Small Tools 2020 004480	44,571.30
448000029	H2S Scavenger Upgrades	18,711.67
448000030	Magnolia Amine Replacemnt	637,873.29
448000032	Storage Fld Barricades 2020	18,045.39
448000041	Purchase Excavator	(109,651.73)
460000001	Small Tools 2020 004600	17,250.00
CACMIT445	AC_MITIGATION	(4,286.16)
CCAPAC451	GAS REG CAPACITY PRO	63,012.68
CCAPR340	Capital CAP/REG/RECL - 003400	(29,971.15)
CCAPR419	Purchase Regulators - 004190	20,859.82
CCOCNT451	RET/REPL CONTR CG STA 2017	6,399.01
CCSO419	REPL EXIST CUST SRV W RISER	598,616.85
CCSO421	REPL EXIST CS WITH RISER-MUL	15,415.98
CCSO4485	REPL EXIST CS & RISER-4485	20,096.29
CDFEQ447	MULDR FAC IMP/EQ REPLACE	97,803.91
CDFEQ448	MAG FAC IMP/EQ REPL	10,936.16
CEMTR134	LGE Electric Meters - 001340	28,051.04
CGME406	NB Gas Main Ext - 004060	1,009,657.47
CGMTR134	LGE Gas Meters - 001340	277,088.44
CHPSRV451	COMM HIGH PRES GAS SRV UPGR 17	318,162.28
CKYTCR406	KYTC REIMBURSABLE PUB WK GAS	62,249.40
CNBCD340O	NB Comm OH - 003400	609,612.02
CNBCD340U	NB Comm UG - 003400	1,280,815.08
CNBCD343U	NB Comm UG - 003430	716,092.20
CNBCS419	NB CUST SRV LINE & GAS RISER	1,283,683.58
CNBCS421	NB INST CUST SERV LINE & RSR	22,899.72
CNBCS4485	INST CUST SRV - MAGNOLIA	405.41
CNBGS419	NB Gas Services - 004190	502,431.09
CNBGS421	NB Gas Services - 004210	28,426.68
CNBRD340O	NB Resid OH - 003400	335,037.93
CNBRD341U	NB Res UG-003410	1,909,167.97
CNBSV340O	NB Elect Serv OH - 003400	218,192.01
CNBSV340U	NB Elect Serv UG - 003400	13,192.26
CNBSV343U	NB Elect Serv UG - 003430	552,964.34
CNBVLT343	NB Network Vaults - 003430	63,097.17
CPBWK340	EI Public Works - 003400	60,883.92
CPBWK343	EI Public Works - 003430	30,568.27
CPBWK406G	Gas Public Works - 004060	612,077.82
CPLUG4475	PLUG GAS STOR WELLS COR CASE	-
CRCST340	Cust Requested - 003400	149,030.49
CRCST343	Cust Requested - 003430	(54,206.22)
CRCST406G	Cust Requested - 004060	34,039.23
CRDCBL340	Repl Defective Cable - 003400	44,192.90
CRDCBL343	Repl Defective Cable - 003430	267,139.28
CRDD340O	Capital Rep Def OH - 003400	692,848.07

LOUISVILLE GAS & ELECTRIC COMPANY
 CWIP SPEND - YTD - REGULATORY ACCOUNTING
 MARCH 2020

Project Number	Project Description	CWIP Spend
CRDD340U	Capital Rep Def UG - 003400	23,591.93
CRDD343U	Capital Rep Def UG - 003430	265,260.08
CREGFC451	GAS REG FAC UPGRADE BLKT 2017	578,373.42
CRELD340	Capital Reliability - 003400	103,128.40
CRELD343	Capital Reliability - 003430	965.34
CRELI4475	RELIN GAS STORAGE WELLS 2016	77,977.94
CRPOLE340	Pole Repair/Replace - 003400	2,667,055.38
CRSTLT332	Repair Street Lights - 003320	895,143.26
CSTATN447	MULD STATION BLKT	405,833.78
CSTATN448	MAGNOLIA STATION BLKT	166.32
CSTLT332	NB Street Lights - 003320	875,189.70
CSTOR447	MULD STOR FIELD/TRANS BLKT	579,846.99
CSTOR448	MAG STOR FIELD/TRANS BLKT	372,265.66
CSTRM323	Cap Minor Storms - 003230	125,116.06
CSYSEN340	Sys Enh - 003400	533,213.88
CSYSEN343	Sys Enh - 003430	260,876.94
CSYSEN406	Sys Enh - 004060	92,745.35
CTBRD340O	Cap Trouble Orders OH - 003400	680,200.86
CTBRD340U	Cap Trouble Orders UG - 003400	15,301.92
CTBRD343U	Cap Trouble Orders UG - 003430	338,025.10
CTBRD419	Cap Trbl Orders Gas - 004190	251,971.98
CTPD340	Capital Thrd Party - 003400	128,813.96
CTPD343	Capital Thrd Party - 003430	(12,551.51)
CTPD419	Capital Thrd Party - 004190	34,482.31
CVLT343	Capital Network VIts - 003430	340,172.03
CXFRM311	LGE Line Transformers	1,774,825.62
CXFRM340	NB Transformers - 003400	86,049.98
CXFRM343	NB Transformers - 003430	56,695.16
DLSMR414	DWNTWN LRG SCALE MAIN	42,324.40
IT0036L	Application Whitelisting-LGE19	7,592.80
IT0076L	Oracle Financial Upgr-LGE20-21	(174,154.44)
IT0101L	Smallworld GIS Upgr-LGE17-19	299,330.07
IT0113CG	TC Plant Alt Transport-LGE17	21,379.80
IT0161L2	DACS/SONET Replace-LEXLGE19-22	6,145.02
IT0161L3	DACS/SONET Replace-NKYLGE19-22	10,737.17
IT0161L7	DACS/SONET Replace-WCLLGE19-22	1,533.18
IT0161LOU	DACS/SONET Replace-LOU19-22	347,617.66
IT0232CG	IRAS Enhancements-LGE18	9.71
IT0233CG	IRAS Intern Corrosion-LGE19-20	68,556.95
IT0264L	Rate Case 2018-LGE18-19	634.71
IT0301L	Next Gen LMR-LGE19-21	677,897.26
IT0304L	Oracle ULA-LGE19	391.16
IT0329L	Lockout/Tagout Replace-LGE18	77,168.86
IT0333L	Cst Rel Mgmt Maj Acts-LGE19-20	214,113.40
IT0336CG	GITT Plastic Services-LGE17/18	(7,605.29)
IT0352L	Exp/Repl Cust Comm Chan-LGE18	577.69
IT0374L	SIP Voice Infrastruct-LGE18-20	6,743.11
IT0377L	CyberArk Enhancements-LGE20	13,503.81
IT0379L	PeopleSoft Enhancements-LGE20	45,201.41
IT0390L	Oracle Financial Upg-LGE20-21	1,266,662.21
IT0412L	CIP Compl Tools - Year 9-LGE19	17.72

LOUISVILLE GAS & ELECTRIC COMPANY
 CWIP SPEND - YTD - REGULATORY ACCOUNTING
 MARCH 2020

Project Number	Project Description	CWIP Spend
IT0413L	Compliance Infra Year 9-LGE19	4,833.24
IT0419L	Corp Web Redesign-LGE19-20	20,308.63
IT0448L	Network Access Devices-LGE19	105.80
IT0449L	Network Access Gateways-LGE19	(1,005.94)
IT0453L	OTN Extend EKY Ring-LGE19-20	54,803.51
IT0458L	PowerPlan Upgrade-LGE19-20	397,475.38
IT0466L	Sec Infra Enhancement-LGE19	2,391.47
IT0473L	Site Security Improve-LGE19	910.01
IT0475L	StackVision Upgrade-LGE19	(752.83)
IT0477L	Tech Refresh desk/lap-LGE19	1,935.20
IT0483L	TRODS-LGE19	51.32
IT0486L	Voice Infra Expansion-LGE19	504.93
IT0495L	Contractor Mgmt Upgrades-LGE19	44,879.11
IT0497L	EACM Infrastructure Refr-LGE19	0.04
IT0498L	DB Refresh-LGE19	0.00
IT0499L	Windows 10 CBB Upgrade-LGE19	165.75
IT0507L	iPad Refresh Project-LGE19	1,310.97
IT0511L	Trns Lnes Wk Mgmt Upg-LGE19-21	88,750.61
IT0535L	Expnd Pymt/Cust Srv Opt-LGE19	2,714.19
IT0536L	Gas Meter Sampling Imprv-LGE19	6.00
IT0540L	Windows 10 SW Upg EMS-LGE19	(416.55)
IT0542L	Data Classification Enh-LGE19	2,555.61
IT0548L	Centrify Rp CyberArk Enh-LGE19	11,765.56
IT0549L	Computing Infra Expans-LGE19	0.96
IT0551L	Data Center Facility Upg-LGE19	1,367.23
IT0553L	WMS Post Implement Mods-LGE19	816.12
IT0557L	Corporate RPA-LGE19	4,706.19
IT0558L	Bill Int Gas Trns Aut-LGE19-20	113,524.44
IT0562L	ABB Upg/iPad Depl FS-LGE19-20	127,821.37
IT0563L	RPA for Rev Integrity-LGE19	12,479.09
IT0565CG	Dist Intgrty Mgmt App-LGE20	236,402.95
IT0569L	Enterprise GIS-Phase2-LGE20-21	995,581.13
IT0573CG	Megastar & DVM MW Repl-LGE19	8,245.15
IT0577L	Payroll Enhancements-LGE19-20	36,926.81
IT0591L	Uptivity Rec. Upgrade-LGE19	1,388.65
IT0594L	Mobile OMA Phase II-LGE19-20	230,500.78
IT0597L	TOA Compl & Human Perfor-LGE19	88.54
IT0606L	Bulk Power & Env Systems-LGE20	26,658.44
IT0612L	CIP Compl Tools - Yr 10-LGE20	6,037.27
IT0615L	CIP Compl Infra - Yr 10-LGE20	101,804.50
IT0618L	Constellation MW Rplmnt-LGE20	7,128.63
IT0628L	ITSM Upgrade-LGE20	28,585.58
IT0634L	Mbl & Wrkst Lic True-up-LGE20	19,137.63
IT0637L	Monitor Replacement-LGE20	26,004.34
IT0642L	NAS Refresh-LGE19	40,891.55
IT0644-1	Ntwrk Acc Dev&Sit-Indirect-LGE	2,209.39
IT0644L	Ntwrk Acc Dev&Site Infra-LGE20	5,828.02
IT0647L	Network Test Equipment-LGE20	14,395.26
IT0649L	Outside Cable Plant-LGE20	6,033.34
IT0650L	PeopleSoft Tools Upgrade-LGE20	22,988.84
IT0660L	Sec Infra Enhancements-LGE20	-

LOUISVILLE GAS & ELECTRIC COMPANY
 CWIP SPEND - YTD - REGULATORY ACCOUNTING
 MARCH 2020

Project Number	Project Description	CWIP Spend
IT0663L	SharePoint Upgrade-LGE19-21	41,746.76
IT0668L	Site Security Improve-LGE20	340.06
IT0671L	Tech Refresh desk/lap-LGE20	122,816.93
IT0672L	Telecom Site Ren-LGE20	613.97
IT0674L	TRODS-LGE20	17,036.14
IT0680L	Voice Infra Expansion-LGE20	105.32
IT0693L	DB Refresh-LGE20	23,808.30
IT0694L	Windows 10 CBB Upgrade-LGE20	36,442.37
IT0695L	SCCM Upgrades-LGE20	11,530.67
IT0696L	RSA Appliance Upgrade-LGE20	2,896.11
IT0699L	ESP Virt Mon App Svrs-LGE20	29,584.88
IT0705L	iPad Refresh Project-LGE20	38,881.57
IT0716L	UC&C/CUCM Major Upgrade-LGE20	16,106.58
IT0719L	Computing Infra Expand-LGE20	35,881.52
IT0720L	Computing Infra Upgrade-LGE20	19,663.48
IT0721L	KY SDN Implement Phase 2-LGE20	19,305.14
IT0722L	Data Center Facility Upg-LGE20	1,137.41
IT0723L	Robo Proc Auto(RPA)-LGE20	7,655.02
IT0728L	Access Switch Growth-LGE20	1,531.94
IT0731L	ALM Upgrade-LGE19-20	23,198.56
IT0741CG	GDO Automation-LGE20	76,281.92
IT0746L	Mobile App Develop (MVP)-LGE20	5,072.66
IT0748L	PowerBase Upgrade-LGE19-20	3,005.62
IT0754L	UIPlanner Upgrade-LGE19-20	271,210.49
IT0755L	Vehicle Inspection App-LGE20	15,719.73
IT0757L	Wireless AP Refresh-LGE20	7,576.13
IT0761L	EDI Upgrade-LGE19	21,676.56
IT0762L	Primavera Upgrade-LGE19	27,793.29
IT0764L	MyWorld-Mobile Map-LGE19-20	110,430.78
IT0766L	BW on HANA Enhance-LGE19-20	48,199.41
IT0769CG	OQ Field Verification-LGE19-20	(1,151.29)
IT0770L	Transmission PMO SP Site-LGE19	3,796.19
IT0771L	Cisco Switch Replacement-LGE19	18,958.86
IT0774CG	OG Field Verification-LGE19-20	53,466.54
IT0775L	RPA-EDO/Rev Integrity-LGE20	4,309.59
IT0780L	OTAP Replace-LGE20	143,982.73
IT0913L	BI Upgrade-LGE20	3,433.22
IT1016L	KY SDN Impl (Phase 1)-LGE19	(1,977.34)
L9-2019	Priority Repl T-Lines LGE 2019	87,642.32
L9-2020	Priority Repl T-Lines LGE 2020	442,360.71
LI-000037	PR CR Switching-Shively	13,323.49
LI-000057	REL Jeffersontown ALT 4	46.77
LI-000062	REL Mt. Washington RECC	29.70
LI-000088	TEP-CR-Ford-Freys Hill	1,391,055.49
LI-158437	TEP-CR-Eastwood-Simpsnvl 69kV	(930.32)
LI-158943	Wyndover Hills Relocation	-
LI-159222	PR Tip Top-Monument Chemical	1,132,710.04
LI-159541	Ghasem Properties Relocation	-
LI-160050	DSP N1DT STR Centerfield Sub	42,405.03
LI-160387	PR Tip Top-Monument Chem Crt	674,301.14
LI-160418	CR Olin-Tip Top 69kV Phase II	14,536.53

LOUISVILLE GAS & ELECTRIC COMPANY
 CWIP SPEND - YTD - REGULATORY ACCOUNTING
 MARCH 2020

Project Number	Project Description	CWIP Spend
LI-160603	REL Freys Hill MOS	228,545.04
LI-161857	SPIR Middletown-Trimble Co Sw	242,418.40
LINS-2019	Priority Repl Insltrs LGE 2019	681.00
LINS-2020	Priority Repl Insltrs LGE 2020	49,372.69
LOTFAIL18	LGE-OtherFail-2018	77,898.23
LOTFAIL19	LGE-OtherFail-2019	29,493.45
LOTFAIL20	LGE-OtherFail-2020	24,611.32
LOTH-2019	Priority Repl Other LGE 2019	438,276.22
LOTH-2020	Priority Repl Other LGE 2020	81,623.01
RRCS419G	REP CO GAS SERV 419	844,915.90
RRCS421	Serv Line Repl-Muldraugh	1,723.79
SU-000017	PAR-Collins Arrsters 6684,6685	1,365.95
SU-000032	PGG-Madison Grnd Grid Enhance	252.79
SU-000041	PBR-Algonquin PIN PRLY	326,108.44
SU-000049	PBR-Kenwood(3) 69kV BKR	51.95
SU-000059	PRLY-Clay LGE -Madison (6627)	14,440.08
SU-000062	PRLY-Nachand-Wattrson (6667)	138,814.67
SU-000063	PRLY-Grady-Paddys Run (6633)	8,055.75
SU-000072	PRLY-Canal - Del Park (6616)	(24,919.87)
SU-000102	PRLY-Ashbottom 3836,3833,3832	15,425.16
SU-000103	PBR Bcknr-Trmble Co Swtch 4544	304,180.43
SU-000125	PDFR Waterside West	6,884.56
SU-000126	PDFR Mill Creek Switching	67,428.77
SU-000127	PDFR Beargrass	16,461.41
SU-000131	PRLY Flyd - Lcst - Simnle 6647	131,819.18
SU-000132	PRLY Ashbottom-Kenwood (6649)	302.60
SU-000133	PRLY-Appliance Park 3836,PBR	(1,159.16)
SU-000137	PRLY Breckenridge-Ethel (3872)	15,540.07
SU-000171	PRTU FARNSLEY	244.38
SU-000261	REL Jeffersontown ALT 4 SU	61,628.78
SU-000262	PBR-Ashbottom (4) 138kV BKR	16,301.33
SU-000263	PIN-Breckenridge 69KV+	(2,502.91)
SU-000269	PBR-Taylor (1) 69kV PIN PAR	(7,785.32)
SU-000271	PGG-Seminole GG	183.30
SU-000278	PIN-Lyndon South 138-69+	102.75
SU-000292	REL-Centerfield DFR	9,247.96
SU-000299	PRLY-CRS 3832,3833,3801-CG3801	255,383.45
SU-000347	TEP-BL 345/161kV Transf. Repl	17,834.70
SU-000356	REL-CW-686 to Breaker	136,115.53
SU-000357	REL-DX-812 to Breaker	85,790.81
SU-000358	REL PBR Hancock-859 to Brkr	118,931.61
SU-000360	REL-OK-876 to Breaker	72,619.31
SU-000367	PBR-Nachand (1) BKR	157,319.95
SU-000368	PBR-Highland (2) BKR	48,661.03
SU-000369	PBR-Hancock (1) BKR	12,329.62
SU-000370	PBR-Canal (11) BKR (PIN)	1,456,222.70
SU-000414	PIN - Hillcrest, PAR	(1,953.84)
SU-000422	PIN-Clifton, PAR	32,553.18
TMPMAGRC	TMP: Mag 16 & 20 Road Crossing	73,121.20
TMPPENBLN	TMP PENILE-BLANTON LN	144,921.41
TMPPENPRS	TMP PENILE-PRESTON	5,830,209.98

LOUISVILLE GAS & ELECTRIC COMPANY
CWIP SPEND - YTD - REGULATORY ACCOUNTING
MARCH 2020

Project Number	Project Description	CWIP Spend
TMPPROP1	TMP PROPERTY PENILE-BLANTON	4,018.75
TMPRSPIC	TMP PRESTON-PICCADILLY	4,059,422.02
TMPWKA	TMP: WK A 20" Standardization	68,900.34
TMPWKB	TMP: WK B 20" Standardization	31,644.46
Grand Total		94,720,945.35

[ToC](#)

LOUISVILLE GAS & ELECTRIC COMPANY
 RECONCILIATION OF SUMMARY OF UTILITY PLANT TO INCOME STATEMENT DEPRECIATION AND AMORTIZATION - REGULATORY ACCOUNTING
 MARCH 2020

	YTD Accruals	YTD Acct - 254	YTD IS Neutrality ARO Child Depr.	YTD Locomotives Acct - 151060	YTD Railcar Acct - 151060	YTD Gas Pipeline Acct - 151061	YTD Transportation Acct - 184315	YTD Anniversary RV Acct - 421005	YTD Future Use Dist Dr Acct - 421201	End Balance	
DEPRECIATION											
Common General Plant	(2,505,340.66)	-	-	-	-	-	3,135.41	-	-	(2,502,205.25)	141
Common General Plant - ARO	-	-	-	-	-	-	-	-	-	-	
Non Utility Property	-	-	-	-	-	-	-	-	-	-	
Total Common	(2,505,340.66)	-	-	-	-	-	3,135.41	-	-	(2,502,205.25)	
Electric Distribution	(9,485,027.77)	-	-	-	-	-	-	-	-	(9,485,027.77)	ELECTRIC
Electric Distribution - ARO	(556.69)	-	556.68	-	-	-	-	-	-	-	ARO
Electric General Plant	(374,043.67)	-	-	-	-	-	84,455.41	-	-	(289,588.26)	111
Electric Hydro Production	(1,036,198.86)	-	-	-	-	-	-	-	-	(1,036,198.86)	
Electric Hydro Production - ARO	(1,814.80)	-	1,814.80	-	-	-	-	-	-	-	
Electric Other Production	(4,115,225.04)	-	-	-	-	119,271.63	-	-	-	(3,995,953.41)	
Electric Other Production - ARO	(1,409.25)	-	1,409.25	-	-	-	-	-	-	-	
Electric Steam Production	(32,008,411.43)	-	-	-	-	-	-	-	-	(32,008,411.43)	
Electric Steam Production - ARO	(4,410,622.95)	-	4,410,622.95	-	-	-	-	-	-	-	
Electric Transmission	(2,665,408.09)	-	-	-	-	-	-	-	-	(2,665,408.09)	
Electric Transmission - ARO	(1,436.01)	-	1,436.01	-	-	-	-	-	-	-	
Total Electric	(54,100,154.55)	-	4,415,839.69	-	-	119,271.63	84,455.41	-	-	(49,480,587.82)	
Gas Distribution	(6,471,576.67)	-	-	-	-	-	-	-	-	(6,471,576.67)	
Gas Distribution - ARO	(79,785.08)	-	79,785.08	-	-	-	-	-	-	-	
Gas General Plant	(140,589.00)	-	-	-	-	-	38,692.41	-	-	(101,896.59)	131
Gas Storage	(992,844.87)	-	-	-	-	-	-	-	-	(992,844.87)	
Gas Storage - ARO	(39,903.04)	-	39,903.04	-	-	-	-	-	-	-	
Gas Stored Nonrecoverable	(302,019.31)	-	-	-	-	-	-	-	-	(302,019.31)	
Gas Transmission	(10,812.13)	-	10,812.13	-	-	-	-	-	-	-	
Gas Transmission - ARO	(8,037,530.10)	-	130,500.25	-	-	-	38,692.41	-	-	(7,868,337.44)	
Total Gas	(8,037,530.10)	-	130,500.25	-	-	-	38,692.41	-	-	(7,868,337.44)	
Total Reserves	(64,643,025.31)	-	4,546,339.94	-	-	119,271.63	126,283.23	-	-	(59,851,130.51)	
AMORTIZATION											
Common	(3,858,495.63)	-	-	-	-	-	-	-	-	(3,858,495.63)	
Electric	(12.00)	-	-	-	-	-	-	-	-	(12.00)	
Gas	(3,858,507.63)	-	-	-	-	-	-	-	-	(3,858,507.63)	
TOTAL ACCRUAL & AMORTIZATION	(68,501,532.94)	-	-	-	-	-	-	-	-	(63,709,638.14)	

Reconciliation to Income Statement - Amortization Expense

Electric Rev & Exp:	Amort YTD	\$ 2,662,361.98
		\$ 2,662,361.98
Per Above Reserve listing:		
	Total Electric	\$ -
	Common Alloc (69%)	\$ 2,662,361.98
		\$ 2,662,361.98
Variance:		\$ 0.00
Gas Rev & Exp:	Amort YTD	\$ 1,196,145.65
		\$ 1,196,145.65
Per Above Reserve listing:		
	Total Gas:	\$ 12.00
	Common Alloc (31%)	\$ 1,196,133.65
		\$ 1,196,145.65
Variance:		\$ (0.00)

Reconciliation to Income Statement

Electric Rev & Exp:	Depreciation YTD	\$ 51,207,109.43
	ARO Depreciation	\$ -
		\$ 51,207,109.43
Per Above Reserve listing:		
	Total Electric	\$ 49,480,587.82
	Total Common	\$ 2,502,205.25
	ECR Depr - Comm	-
	Total Common	\$ 2,502,205.25
	Common Alloc 69%	\$ 1,726,521.62
		\$ 51,207,109.44
Variance:		\$ 0.01
Gas Rev & Exp:	Depreciation YTD	\$ 8,644,021.07
	ARO Depreciation	\$ -
		\$ 8,644,021.07
Per Above Reserve listing:		
	Total Gas:	\$ 7,868,337.44
	Total Common	\$ 2,502,205.25
	ECR Depr - Comm	-
	Total Common	\$ 2,502,205.25
	Common Alloc 31%	\$ 775,683.63
		\$ 8,644,021.07
Variance:		\$ -
		\$ 0.01

LOUISVILLE GAS & ELECTRIC COMPANY
TOTAL COMPANY PLANT IN SERVICE - COMMON - NBV -REGULATORY ACCOUNTING
MARCH 2020

KENTUCKY & INDIANA Total 101 & 106 Plant in Service Common General	Beginning Balance	Additions	Retirements	Transfers/ Adjustments	Net Additions	Ending Balance	Reserve	Total Plant in Service Net Book Value
C389.10-Land	1,564,394.37	-	-	-	-	1,564,394.37	-	1,564,394.37
C389.20-Land Rights	-	-	-	-	-	-	-	-
C390.10-Struct and Imp-Gen Offices	75,153,653.60	(152,246.56)	(1,674,555.81)	-	(1,826,802.37)	73,326,851.23	(29,623,450.89)	43,703,400.34
C390.20-Struc and Imp-Transportatio	399,608.09	-	-	-	-	399,608.09	214,030.26	613,638.35
C390.30-Struct and Imp - Stores	10,295,463.31	114,501.64	(23,063.12)	-	91,438.52	10,386,901.83	(7,208,549.61)	3,178,352.22
C390.40-Struct and Imp - Shops	1,010,624.34	28,647.97	(2,536.46)	-	26,111.51	1,036,735.85	(236,945.76)	799,790.09
C390.60-Struct and Imp - Microwave	1,099,708.47	-	-	-	-	1,099,708.47	(435,582.82)	664,125.65
C391.10-Office Furniture	8,217,575.36	266,137.81	(126,576.85)	-	139,560.96	8,357,136.32	(5,601,389.52)	2,755,746.80
C391.20-Office Equipment	1,528,233.15	7.10	-	-	7.10	1,528,240.25	(755,554.48)	772,685.77
C391.30-Computer Equipment	27,613,501.39	414,960.31	(1,899,696.18)	-	(1,484,735.87)	26,128,765.52	(5,633,112.33)	20,495,653.19
C391.31-Personal Computers	6,053,394.55	44,225.63	(63,978.35)	-	(19,752.72)	6,033,641.83	(2,967,744.56)	3,065,897.27
C391.33 Computer Equip ECR 2006	-	-	-	-	-	-	(0.00)	(0.00)
C391.40-Security Equipment	901,525.93	-	-	-	-	901,525.93	(1,002,175.73)	(100,649.80)
C392.00-Cars and Light Trucks	32,202.53	116,422.28	-	-	116,422.28	148,624.81	(555.37)	148,069.44
C392.10-Heavy Trucks and Other	259,518.33	-	-	-	-	259,518.33	(176,072.47)	83,445.86
C392.20-Trans Equip-Trailers	71,447.10	-	-	-	-	71,447.10	(4,706.83)	66,740.27
C393.00-Stores Equipment	1,705,532.83	-	-	-	-	1,705,532.83	(1,190,184.53)	515,348.30
C394.00-Tools, Shop, Garage Equip	4,297,187.45	32,202.05	(31,439.90)	-	762.15	4,297,949.60	(2,599,177.05)	1,698,772.55
C395.00-Laboratory Equipment	-	-	-	-	-	-	-	-
C396.10-Power Op Equip-Lg Machinery	597,803.80	-	-	-	-	597,803.80	(238,274.29)	359,529.51
C396.20-Power Op Equip - Other	29,397.49	-	-	-	-	29,397.49	(15,181.46)	14,216.03
C397.00- Microwave, Fiber, Other	20,420,008.54	39,960.45	-	424,957.70	464,918.15	20,884,926.69	(15,550,852.90)	5,334,073.79
C397.10-Comm Eq Radios, Telephone	17,416,617.48	(360,491.03)	-	-	(360,491.03)	17,056,126.45	(11,533,788.53)	5,522,337.92
C398.00-Miscellaneous Equipment	-	-	-	-	-	-	-	-
C399.15-ARO Cost Common (L/B)	-	-	-	-	-	-	-	-
C301.00-Organization	83,782.29	-	-	-	-	83,782.29	-	83,782.29
C302.00-Franchises and Consents	-	-	-	-	-	-	-	-
C303.00-Misc Intang Plant-Software	62,910,979.65	5,640,953.17	(3,466,644.69)	-	2,174,308.48	65,085,288.13	(27,218,260.61)	37,867,027.52
C303.10-CCS Software	15,767,082.66	634.71	-	-	634.71	15,767,717.37	(6,827,876.50)	8,939,840.87
C303.20-Law Library	-	-	-	-	-	-	-	-
C303.30-Cloud Software Non Current	-	-	-	-	-	-	-	-
C303.40-Cloud Software Prepaids	-	-	-	-	-	-	-	-
	257,429,242.71	6,185,915.53	(7,288,491.36)	424,957.70	(677,618.13)	256,751,624.58	(118,605,405.98)	138,146,218.60
Total Common Plant in Service	257,429,242.71	6,185,915.53	(7,288,491.36)	424,957.70	(677,618.13)	256,751,624.58	(118,605,405.98)	138,146,218.60

LOUISVILLE GAS & ELECTRIC COMPANY
TOTAL PLANT IN SERVICE - COMMON - REGULATORY ACCOUNTING
MARCH 2020

KENTUCKY & INDIANA Total 101 Plant in Service Common General	Beginning Balance	Additions	Retirements	Transfers/ Adjustments	Net Additions	Ending Balance
C389.10-Land	1,564,394.37	-	-	-	-	1,564,394.37
C389.20-Land Rights	-	-	-	-	-	-
C390.10-Struct and Imp-Gen Offices	69,460,500.24	1,714,300.12	(1,674,555.81)	-	39,744.31	69,500,244.55
C390.20-Struc and Imp-Transportatio	399,608.09	-	-	-	-	399,608.09
C390.30-Struct and Imp - Stores	10,107,297.52	133,803.68	(23,063.12)	-	110,740.56	10,218,038.08
C390.40-Struct and Imp - Shops	686,185.67	28,632.30	(2,536.46)	-	26,095.84	712,281.51
C390.60-Struct and Imp - Microwave	1,099,708.47	-	-	-	-	1,099,708.47
C391.10-Office Furniture	8,093,428.91	267,408.79	(126,576.85)	-	140,831.94	8,234,260.85
C391.20-Office Equipment	1,436,641.59	-	-	-	-	1,436,641.59
C391.30-Computer Equipment	23,017,682.60	248,455.86	(1,899,696.18)	-	(1,651,240.32)	21,366,442.28
C391.31-Personal Computers	6,053,394.55	40.31	(63,978.35)	-	(63,938.04)	5,989,456.51
C391.33 Computer Equip ECR 2006	-	-	-	-	-	-
C391.40-Security Equipment	901,525.93	-	-	-	-	901,525.93
C392.00-Cars and Light Trucks	32,202.53	-	-	-	-	32,202.53
C392.10-Heavy Trucks and Other	259,518.33	-	-	-	-	259,518.33
C392.20-Trans Equip-Trailers	71,447.10	-	-	-	-	71,447.10
C393.00-Stores Equipment	1,705,532.83	-	-	-	-	1,705,532.83
C394.00-Tools, Shop, Garage Equip	4,201,779.89	-	(31,439.90)	-	(31,439.90)	4,170,339.99
C395.00-Laboratory Equipment	-	-	-	-	-	-
C396.10-Power Op Equip-Lg Machinery	572,809.41	-	-	-	-	572,809.41
C396.20-Power Op Equip - Other	29,397.49	-	-	-	-	29,397.49
C397.00- Microwave, Fiber, Other	20,342,827.74	117,141.25	-	424,957.70	542,098.95	20,884,926.69
C397.10-Comm Eq Radios, Telephone	15,567,870.27	25,067.00	-	-	25,067.00	15,592,937.27
C398.00-Miscellaneous Equipment	-	-	-	-	-	-
C399.15-ARO Cost Common (L/B)	-	-	-	-	-	-
C301.00-Organization	83,782.29	-	-	-	-	83,782.29
C302.00-Franchises and Consents	-	-	-	-	-	-
C303.00-Misc Intang Plant-Software	55,878,935.31	2,252,230.24	(3,466,644.69)	-	(1,214,414.45)	54,664,520.86
C303.10-CCS Software	15,509,742.13	-	-	-	-	15,509,742.13
C303.20-Law Library	-	-	-	-	-	-
C303.30-Cloud Software Non Current	-	-	-	-	-	-
C303.40-Cloud Software Prepaids	-	-	-	-	-	-
	237,076,213.26	4,787,079.55	(7,288,491.36)	424,957.70	(2,076,454.11)	234,999,759.15

LOUISVILLE GAS & ELECTRIC COMPANY
TOTAL PLANT IN SERVICE - COMMON - REGULATORY ACCOUNTING
MARCH 2020

KENTUCKY & INDIANA	Beginning Balance	Additions	Retirements	Transfers/ Adjustments	Net Additions	Ending Balance
Total 106						
Plant in Service						
Common General						
C389.10-Land	-	-	-	-	-	-
C389.20-Land Rights	-	-	-	-	-	-
C390.10-Struct and Imp-Gen Offices	5,693,153.36	(1,866,546.68)	-	-	(1,866,546.68)	3,826,606.68
C390.20-Struc and Imp-Transportatio	-	-	-	-	-	-
C390.30-Struct and Imp - Stores	188,165.79	(19,302.04)	-	-	(19,302.04)	168,863.75
C390.40-Struct and Imp - Shops	324,438.67	15.67	-	-	15.67	324,454.34
C390.60-Struct and Imp - Microwave	-	-	-	-	-	-
C391.10-Office Furniture	124,146.45	(1,270.98)	-	-	(1,270.98)	122,875.47
C391.20-Office Equipment	91,591.56	7.10	-	-	7.10	91,598.66
C391.30-Computer Equipment	4,595,818.79	166,504.45	-	-	166,504.45	4,762,323.24
C391.31-Personal Computers	(0.00)	44,185.32	-	-	44,185.32	44,185.32
C391.40-Security Equipment	-	-	-	-	-	-
C392.00-Cars and Light Trucks	-	116,422.28	-	-	116,422.28	116,422.28
C392.10-Heavy Trucks and Other	-	-	-	-	-	-
C392.20-Trans Equip-Trailers	-	-	-	-	-	-
C393.00-Stores Equipment	-	-	-	-	-	-
C394.00-Tools, Shop, Garage Equip	95,407.56	32,202.05	-	-	32,202.05	127,609.61
C395.00-Laboratory Equipment	-	-	-	-	-	-
C396.10-Power Op Equip-Lg Machinery	-	-	-	-	-	-
C396.20-Power Op Equip - Other	24,994.39	-	-	-	-	24,994.39
C397.00- Microwave, Fiber, Other	77,180.80	(77,180.80)	-	-	(77,180.80)	-
C397.10-Comm Eq Radios, Telephone	1,848,747.21	(385,558.03)	-	-	(385,558.03)	1,463,189.18
C398.00-Miscellaneous Equipment	-	-	-	-	-	-
C399.15-ARO Cost Common (L/B)	-	-	-	-	-	-
C301.00-Organization	-	-	-	-	-	-
C302.00-Franchises and Consents	-	-	-	-	-	-
C303.00-Misc Intang Plant-Software	7,032,044.34	3,388,722.93	-	-	3,388,722.93	10,420,767.27
C303.10-CCS Software	257,340.53	634.71	-	-	634.71	257,975.24
C303.20-Law Library	-	-	-	-	-	-
C303.30-Cloud Software Non Current	-	-	-	-	-	-
C303.40-Cloud Software Prepays	-	-	-	-	-	-
	20,353,029.45	1,398,835.98	-	-	1,398,835.98	21,751,865.43
Total Common Plant in Service	<u>257,429,242.71</u>	<u>6,185,915.53</u>	<u>(7,288,491.36)</u>	<u>424,957.70</u>	<u>(677,618.13)</u>	<u>256,751,624.58</u>

(0.00)

LOUISVILLE GAS & ELECTRIC COMPANY
 KENTUCKY - TOTAL PLANT IN SERVICE - COMMON - NBV - REGULATORY ACCOUNTING
 MARCH 2020

	Beginning Balance	Additions	Retirements	Transfers/ Adjustments	Net Additions	Ending Balance	Reserve	Total Plant in Service Net Book Value
Total 101 & 106 Plant in Service Common General								
C389.10-Land	1,564,394.37	-	-	-	-	1,564,394.37	-	1,564,394.37
C389.20-Land Rights	-	-	-	-	-	-	-	-
C390.10-Struct and Imp-Gen Offices	75,153,653.60	(152,246.56)	(1,674,555.81)	-	(1,826,802.37)	73,326,851.23	(29,623,450.89)	43,703,400.34
C390.20-Struc and Imp-Transportatio	399,608.09	-	-	-	-	399,608.09	214,030.26	613,638.35
C390.30-Struct and Imp - Stores	10,295,463.31	114,501.64	(23,063.12)	-	91,438.52	10,386,901.83	(7,208,549.61)	3,178,352.22
C390.40-Struct and Imp - Shops	1,010,624.34	28,647.97	(2,536.46)	-	26,111.51	1,036,735.85	(236,945.76)	799,790.09
C390.60-Struct and Imp - Microwave	1,099,708.47	-	-	-	-	1,099,708.47	(435,582.82)	664,125.65
C391.10-Office Furniture	8,217,575.36	266,137.81	(126,576.85)	-	139,560.96	8,357,136.32	(5,601,389.52)	2,755,746.80
C391.20-Office Equipment	1,528,233.15	7.10	-	-	7.10	1,528,240.25	(755,554.48)	772,685.77
C391.30-Computer Equipment	27,613,501.39	414,960.31	(1,899,696.18)	-	(1,484,735.87)	26,128,765.52	(5,633,112.33)	20,495,653.19
C391.31-Personal Computers	6,053,394.55	44,225.63	(63,978.35)	-	(19,752.72)	6,033,641.83	(2,967,744.56)	3,065,897.27
C391.33 Computer Equip ECR 2006	-	-	-	-	-	-	(0.00)	(0.00)
C391.40-Security Equipment	901,525.93	-	-	-	-	901,525.93	(1,002,175.73)	(100,649.80)
C392.00-Cars and Light Trucks	32,202.53	116,422.28	-	-	116,422.28	148,624.81	(555.37)	148,069.44
C392.10-Heavy Trucks and Other	259,518.33	-	-	-	-	259,518.33	(176,072.47)	83,445.86
C392.20-Trans Equip-Trailers	71,447.10	-	-	-	-	71,447.10	(4,706.83)	66,740.27
C393.00-Stores Equipment	1,705,532.83	-	-	-	-	1,705,532.83	(1,190,184.53)	515,348.30
C394.00-Tools, Shop, Garage Equip	4,297,187.45	32,202.05	(31,439.90)	-	762.15	4,297,949.60	(2,599,177.05)	1,698,772.55
C395.00-Laboratory Equipment	-	-	-	-	-	-	-	-
C396.10-Power Op Equip-Lg Machinery	597,803.80	-	-	-	-	597,803.80	(238,274.29)	359,529.51
C396.20-Power Op Equip - Other	29,397.49	-	-	-	-	29,397.49	(15,181.46)	14,216.03
C397.00- Microwave, Fiber, Other	20,345,613.69	39,960.45	-	-	39,960.45	20,385,574.14	(15,533,190.60)	4,852,383.54
C397.10-Comm Eq Radios, Telephone	17,416,617.48	(360,491.03)	-	-	(360,491.03)	17,056,126.45	(11,533,788.53)	5,522,337.92
C398.00-Miscellaneous Equipment	-	-	-	-	-	-	-	-
C399.15-ARO Cost Common (L/B)	-	-	-	-	-	-	-	-
C301.00-Organization	83,782.29	-	-	-	-	83,782.29	-	83,782.29
C302.00-Franchises and Consents	-	-	-	-	-	-	-	-
C303.00-Misc Intang Plant-Software	62,910,979.65	5,640,953.17	(3,466,644.69)	-	2,174,308.48	65,085,288.13	(27,218,260.61)	37,867,027.52
C303.10-CCS Software	15,767,082.66	634.71	-	-	634.71	15,767,717.37	(6,827,876.50)	8,939,840.87
C303.20-Law Library	-	-	-	-	-	-	-	-
C303.30-Cloud Software Non Current	-	-	-	-	-	-	-	-
C303.40-Cloud Software Prepaids	-	-	-	-	-	-	-	-
	257,354,847.86	6,185,915.53	(7,288,491.36)	-	(1,102,575.83)	256,252,272.03	(118,587,743.68)	137,664,528.35
Total Common Plant in Service - KY	257,354,847.86	6,185,915.53	(7,288,491.36)	-	(1,102,575.83)	256,252,272.03	(118,587,743.68)	137,664,528.35

LOUISVILLE GAS & ELECTRIC COMPANY
KENTUCKY - PLANT IN SERVICE - COMMON -REGULATORY ACCOUNTING
MARCH 2020

	Beginning Balance	Additions	Retirements	Transfers/ Adjustments	Net Additions	Ending Balance
101 Plant in Service						
Common General						
C389.10-Land - 101	1,564,394.37	-	-	-	-	1,564,394.37
C389.20-Land Rights - 101	-	-	-	-	-	-
C390.10-Struct and Imp-Gen Offices - 101	69,460,500.24	1,714,300.12	(1,674,555.81)	-	39,744.31	69,500,244.55
C390.20-Struc and Imp-Transportatio - 101	399,608.09	-	-	-	-	399,608.09
C390.30-Struct and Imp - Stores - 101	10,107,297.52	133,803.68	(23,063.12)	-	110,740.56	10,218,038.08
C390.40-Struct and Imp - Shops - 101	686,185.67	28,632.30	(2,536.46)	-	26,095.84	712,281.51
C390.60-Struct and Imp - Microwave - 101	1,099,708.47	-	-	-	-	1,099,708.47
C391.10-Office Furniture - 101	8,093,428.91	267,408.79	(126,576.85)	-	140,831.94	8,234,260.85
C391.20-Office Equipment - 101	1,436,641.59	-	-	-	-	1,436,641.59
C391.30-Computer Equipment - 101	23,017,682.60	248,455.86	(1,899,696.18)	-	(1,651,240.32)	21,366,442.28
C391.31-Personal Computers - 101	6,053,394.55	40.31	(63,978.35)	-	(63,938.04)	5,989,456.51
C391.33-Computer Equip ECR 2006 - 101	-	-	-	-	-	-
C391.40-Security Equipment - 101	901,525.93	-	-	-	-	901,525.93
C392.00-Cars and Light Trucks - 101	32,202.53	-	-	-	-	32,202.53
C392.10-Heavy Trucks and Other - 101	259,518.33	-	-	-	-	259,518.33
C392.20-Trans Equip-Trailers - 101	71,447.10	-	-	-	-	71,447.10
C393.00-Stores Equipment - 101	1,705,532.83	-	-	-	-	1,705,532.83
C394.00-Tools, Shop, Garage Equip - 101	4,201,779.89	-	(31,439.90)	-	(31,439.90)	4,170,339.99
C395.00-Laboratory Equipment - 101	-	-	-	-	-	-
C396.10-Power Op Equip-Lg Machinery - 101	572,809.41	-	-	-	-	572,809.41
C396.20-Power Op Equip - Other - 101	29,397.49	-	-	-	-	29,397.49
C397.00- Microwave, Fiber, Other - 101	20,268,432.89	117,141.25	-	-	117,141.25	20,385,574.14
C397.10-Comm Eq Radios, Telephone - 101	15,567,870.27	25,067.00	-	-	25,067.00	15,592,937.27
C398.00-Miscellaneous Equipment - 101	-	-	-	-	-	-
C399.15-ARO Cost Common (L/B) - 101	-	-	-	-	-	-
C301.00-Organization - 101	83,782.29	-	-	-	-	83,782.29
C302.00-Franchises and Consents - 101	-	-	-	-	-	-
C303.00-Misc Intang Plant-Software - 101	55,878,935.31	2,252,230.24	(3,466,644.69)	-	(1,214,414.45)	54,664,520.86
C303.10-CCS Software - 101	15,509,742.13	-	-	-	-	15,509,742.13
C303.20-Law Library - 101	-	-	-	-	-	-
C303.30-Cloud Software Non Current - 101	-	-	-	-	-	-
C303.40-Cloud Software Prepaids - 101	-	-	-	-	-	-
	237,001,818.41	4,787,079.55	(7,288,491.36)	-	(2,501,411.81)	234,500,406.60
Total 101 Plant in Service - Common - KY	237,001,818.41	4,787,079.55	(7,288,491.36)	-	(2,501,411.81)	234,500,406.60

LOUISVILLE GAS & ELECTRIC COMPANY
KENTUCKY - PLANT IN SERVICE - COMMON -REGULATORY ACCOUNTING
MARCH 2020

	<u>Beginning Balance</u>	<u>Additions</u>	<u>Retirements</u>	<u>Transfers/ Adjustments</u>	<u>Net Additions</u>	<u>Ending Balance</u>
106 Construction Completed Not Classified						
Common General						
C390.10-Struct and Imp-Gen Offices - 106	5,693,153.36	(1,866,546.68)	-	-	(1,866,546.68)	3,826,606.68
C390.20-Struc and Imp-Transportatio - 106	-	-	-	-	-	-
C390.30-Struct and Imp - Stores - 106	188,165.79	(19,302.04)	-	-	(19,302.04)	168,863.75
C390.40-Struct and Imp - Shops - 106	324,438.67	15.67	-	-	15.67	324,454.34
C390.60-Struct and Imp - Microwave - 106	-	-	-	-	-	-
C391.10-Office Furniture - 106	124,146.45	(1,270.98)	-	-	(1,270.98)	122,875.47
C391.20-Office Equipment - 106	91,591.56	7.10	-	-	7.10	91,598.66
C391.30-Computer Equipment - 106	4,595,818.79	166,504.45	-	-	166,504.45	4,762,323.24
C391.31-Personal Computers - 106	(0.00)	44,185.32	-	-	44,185.32	44,185.32
C391.40-Security Equipment - 106	-	-	-	-	-	-
C392.00-Cars and Light Trucks - 106	-	116,422.28	-	-	116,422.28	116,422.28
C392.10-Heavy Trucks and Other - 106	-	-	-	-	-	-
C392.20-Trans Equip-Trailers - 106	-	-	-	-	-	-
C393.00-Stores Equipment - 106	-	-	-	-	-	-
C394.00-Tools, Shop, Garage Equip - 106	95,407.56	32,202.05	-	-	32,202.05	127,609.61
C396.10-Power Op Equip-Lg Machinery - 106	24,994.39	-	-	-	-	24,994.39
C396.20-Power Op Equip - Other - 106	-	-	-	-	-	-
C397.00- Microwave, Fiber, Other - 106	77,180.80	(77,180.80)	-	-	(77,180.80)	-
C397.10-Comm Eq Radios, Telephone - 106	1,848,747.21	(385,558.03)	-	-	(385,558.03)	1,463,189.18
C398.00-Miscellaneous Equipment - 106	-	-	-	-	-	-
C303.00-Misc Intang Plant-Software - 106	7,032,044.34	3,388,722.93	-	-	3,388,722.93	10,420,767.27
C303.10-CCS Software - 106	257,340.53	634.71	-	-	634.71	257,975.24
C303.30-Cloud Software Non Current - 106	-	-	-	-	-	-
C303.40-Cloud Software Prepaids - 106	-	-	-	-	-	-
	<u>20,353,029.45</u>	<u>1,398,835.98</u>	<u>-</u>	<u>-</u>	<u>1,398,835.98</u>	<u>21,751,865.43</u>
Total 106 Plant in Service - Common - KY	<u>20,353,029.45</u>	<u>1,398,835.98</u>	<u>-</u>	<u>-</u>	<u>1,398,835.98</u>	<u>21,751,865.43</u>
Total Common Plant in Service - KY	<u>257,354,847.86</u>	<u>6,185,915.53</u>	<u>(7,288,491.36)</u>	<u>-</u>	<u>(1,102,575.83)</u>	<u>256,252,272.03</u>

[ToC](#)

LOUISVILLE GAS & ELECTRIC COMPANY
 INDIANA - TOTAL PLANT IN SERVICE - COMMON - NBV - REGULATORY ACCOUNTING
 MARCH 2020

	<u>Beginning Balance</u>	<u>Additions</u>	<u>Retirements</u>	<u>Transfers/ Adjustments</u>	<u>Net Additions</u>	<u>Ending Balance</u>	<u>Reserve</u>	<u>Total Plant in Service Net Book Value</u>
Total 101 & 106 Plant in Service								
C394.00-Tools, Shop, Garage Equip	-	-	-	-	-	-	-	-
C397.00- Microwave, Fiber, Other	74,394.85	-	-	424,957.70	424,957.70	499,352.55	(17,662.30)	481,690.25
	74,394.85	-	-	424,957.70	424,957.70	499,352.55	(17,662.30)	481,690.25
Total Common - Indiana	<u>74,394.85</u>	<u>-</u>	<u>-</u>	<u>424,957.70</u>	<u>424,957.70</u>	<u>499,352.55</u>	<u>(17,662.30)</u>	<u>481,690.25</u>

[ToC](#)

LOUISVILLE GAS & ELECTRIC COMPANY
 INDIANA - PLANT IN SERVICE - COMMON - REGULATORY ACCOUNTING
 MARCH 2020

	<u>Beginning Balance</u>	<u>Additions</u>	<u>Retirements</u>	<u>Transfers/ Adjustments</u>	<u>Net Additions</u>	<u>Ending Balance</u>
101 Plant in Service						
Common General						
C394.00-Tools, Shop, Garage Equip - 101	-	-	-	-	-	-
C397.00- Microwave, Fiber, Other - 101	74,394.85	-	-	424,957.70	424,957.70	499,352.55
	<u>74,394.85</u>	<u>-</u>	<u>-</u>	<u>424,957.70</u>	<u>424,957.70</u>	<u>499,352.55</u>
Total 101 Plant in Service - Common - IN	<u>74,394.85</u>	<u>-</u>	<u>-</u>	<u>424,957.70</u>	<u>424,957.70</u>	<u>499,352.55</u>
106 Construction Completed Not Classified						
Common General						
C397.00- Microwave, Fiber, Other - 106	-	-	-	-	-	-
	<u>-</u>	<u>-</u>	<u>-</u>	<u>-</u>	<u>-</u>	<u>-</u>
Total 106 Plant in Service - Common - IN	<u>-</u>	<u>-</u>	<u>-</u>	<u>-</u>	<u>-</u>	<u>-</u>
Total Common Plant in Service - IN	<u>74,394.85</u>	<u>-</u>	<u>-</u>	<u>424,957.70</u>	<u>424,957.70</u>	<u>499,352.55</u>

LOUISVILLE GAS & ELECTRIC COMPANY
TOTAL COMPANY PLANT IN SERVICE - ELECTRIC - NBV-REGULATORY ACCOUNTING
MARCH 2020

	Beginning Balance	Additions	Retirements	Transfers/ Adjustments	Total Net Additions	Ending Balance	Reserve	Total Plant in Service Net Book Value
KENTUCKY & INDIANA								
Total 101 & 106								
Plant in Service								
Distribution								
E360.10-Land Rights	-	-	-	-	-	-	-	-
E360.20-Land	4,117,062.41	-	-	-	-	4,117,062.41	-	4,117,062.41
E361.00-Structures and Improvements	12,951,554.41	312.41	-	-	312.41	12,951,866.82	(2,712,013.17)	10,239,853.65
E362.00-Station Equipment	161,754,056.69	7,523,030.25	(3,105.67)	-	7,519,924.58	169,273,981.27	(50,208,080.44)	119,065,900.83
E364.00-Poles, Towers, and Fixtures	220,564,312.08	2,397,780.13	(35,649.95)	-	2,362,130.18	222,926,442.26	(82,386,357.35)	140,540,084.91
E365.00-OH Conductors and Devices	378,188,768.26	3,874,857.72	(2,674,132.39)	-	1,200,725.33	379,389,493.59	(127,848,061.98)	251,541,431.61
E366.00-Underground Conduit	90,814,379.97	(3,086,129.97)	(5,730.46)	-	(3,091,860.43)	87,722,519.54	(34,700,694.86)	53,021,824.68
E367.00-UG Conductors and Devices	312,116,919.78	13,121,786.20	(105,794.34)	-	13,015,991.86	325,132,911.64	(69,171,986.29)	255,960,925.35
E368.00-Line Transformers	173,173,951.77	1,217,946.06	-	-	1,217,946.06	174,391,897.83	(83,922,601.54)	90,469,296.29
E369.10-Underground Services	14,052,274.91	78,622.46	-	-	78,622.46	14,130,897.37	(2,273,008.70)	11,857,888.67
E369.20-Overhead Services	25,472,004.34	-	-	-	-	25,472,004.34	(25,131,287.85)	340,716.49
E370.00-Meters	34,648,253.07	54,196.15	-	-	54,196.15	34,702,449.22	(20,542,571.91)	14,159,877.31
E370.01-AMS Meters	3,008,348.58	1,792.56	-	-	1,792.56	3,010,141.14	(480,897.11)	2,529,244.03
E370.11-AMI Meters	74,083.26	-	-	-	-	74,083.26	(2,924.62)	71,158.64
E370.20-Meters CT and PT	5,927,405.09	-	-	-	-	5,927,405.09	(4,108,718.36)	1,818,686.73
E371.01-Install Charging Stations - 101	175,550.89	-	-	-	-	175,550.89	(12,434.82)	163,116.07
E373.10-Overhead Street Lighting	60,960,815.38	2,285,222.44	(1,189,713.86)	-	1,095,508.58	62,056,323.96	(15,837,507.74)	46,218,816.22
E373.20-Underground Street Lighting	63,811,821.81	1,599,165.38	(254,069.25)	-	1,345,096.13	65,156,917.94	(31,904,480.07)	33,252,437.87
E373.40-Street Lighting Transformer	-	-	-	-	-	-	-	-
E374.05-ARO Cost Elec Dist (L/B)	129,242.11	-	-	-	-	129,242.11	(48,057.72)	81,184.39
E374.07-ARO Cost Elect Dist (Eqp)	47,995.12	-	-	-	-	47,995.12	(13,027.18)	34,967.94
	1,561,988,799.93	29,068,581.79	(4,268,195.92)	-	24,800,385.87	1,586,789,185.80	(551,304,711.71)	1,035,484,474.09
General								
E392.00-Cars and Light Trucks	1,573,865.21	-	-	-	-	1,573,865.21	(639,530.61)	934,334.60
E392.10-Heavy Trucks and Other	5,858,724.28	528,295.38	-	-	528,295.38	6,387,019.66	(2,502,334.25)	3,884,685.41
E392.20-Transportation - Trailers	484,554.81	-	(87,767.08)	-	(87,767.08)	396,787.73	(3,750.87)	393,036.86
E394.00-Tools, Shop, and Garage Equ	6,795,977.07	391,162.46	-	-	391,162.46	7,187,139.53	(3,090,377.23)	4,096,762.30
E395.00-Laboratory Equipment	-	-	-	-	-	-	0.00	0.00
E396.10-Power Op Equip-Lg Mach	2,351,637.91	235,344.62	-	-	235,344.62	2,586,982.53	(1,492,848.91)	1,094,133.62
E396.20-Power Op Equip-Other	196,248.24	-	-	-	-	196,248.24	(121,172.05)	75,076.19
E397.20-DSM Communication Equipment	6,803,895.37	243.98	-	-	243.98	6,804,139.35	(4,394,895.25)	2,409,244.10
	24,064,902.89	1,155,046.44	(87,767.08)	-	1,067,279.36	25,132,182.25	(12,244,909.17)	12,887,273.08
Hydro								
E330.20-Land	6.50	-	-	-	-	6.50	-	6.50
E331.00-Structures and Improvements	5,666,240.90	-	-	-	-	5,666,240.90	(2,670,073.42)	2,996,167.48
E332.00-Reservoirs, Dams, and Water	19,221,695.13	162,392.07	-	-	162,392.07	19,384,087.20	(1,388,724.62)	17,995,362.58
E333.00-Water Wheels, Turbines, Gen	114,581,032.99	-	-	-	-	114,581,032.99	(10,997,285.01)	103,583,747.98
E334.00-Accessory Electric Equipmen	6,558,057.99	-	-	-	-	6,558,057.99	1,770,667.24	8,328,725.23
E335.00-Misc Power Plant Equipment	330,248.86	3,697.66	-	-	3,697.66	333,946.52	(219,944.18)	114,002.34
E336.00-Roads, Railroads, and Bridg	12,119.47	-	-	-	-	12,119.47	1,260.16	13,379.63
E337.07-ARO Cost Hydro Prod (Eqp)	289,910.63	-	-	-	-	289,910.63	(30,393.72)	259,516.91
	146,659,312.47	166,089.73	-	-	166,089.73	146,825,402.20	(13,534,493.55)	133,290,908.65
Intangible								
E301.00-Organization	2,240.29	-	-	-	-	2,240.29	-	2,240.29
E302.00-Franchises and Consents	-	-	-	-	-	-	-	-
	2,240.29	-	-	-	-	2,240.29	-	2,240.29

LOUISVILLE GAS & ELECTRIC COMPANY
TOTAL COMPANY PLANT IN SERVICE - ELECTRIC - NBV-REGULATORY ACCOUNTING
MARCH 2020

	Beginning Balance	Additions	Retirements	Transfers/ Adjustments	Total Net Additions	Ending Balance	Reserve	Total Plant in Service Net Book Value
KENTUCKY & INDIANA								
Total 101 & 106								
Other Production								
E340.20-Land	406,526.20	-	-	-	-	406,526.20	-	406,526.20
E341.00-Structures and Improvements	35,465,572.97	-	-	-	-	35,465,572.97	(14,773,665.22)	20,691,907.75
E342.00-Fuel Holders, Producers, Ac	24,506,286.40	-	-	-	-	24,506,286.40	(7,459,690.93)	17,046,595.47
E343.00-Prime Movers	246,359,478.72	4,594,076.17	(45,487.62)	-	4,548,588.55	250,908,067.27	(93,793,448.04)	157,114,619.23
E344.00-Generators	58,956,388.15	46,669.11	-	-	46,669.11	59,003,057.26	(25,822,246.87)	33,180,810.39
E345.00-Accessory Electric Equipmen	31,102,982.62	(7,101.23)	(34,508.86)	-	(41,610.09)	31,061,372.53	(14,641,816.52)	16,419,556.01
E346.00-Misc Power Plant Equipment	5,068,051.00	(1,736.72)	-	-	(1,736.72)	5,066,314.28	(2,537,303.63)	2,529,010.65
E347.05-ARO Cost Other Prod (L/B)	15,555.48	-	-	-	-	15,555.48	(7,475.34)	8,080.14
E347.07-ARO Cost Other Prod (Eqp)	96,428.56	-	-	-	-	96,428.56	(18,826.72)	77,601.84
	401,977,270.10	4,631,907.33	(79,996.48)	-	4,551,910.85	406,529,180.95	(159,054,473.27)	247,474,707.68
Steam Production								
E310.20-Land	9,833,555.09	-	-	-	-	9,833,555.09	-	9,833,555.09
E310.25-Land ECR 2005	-	-	-	-	-	-	-	-
E310.26-Land ECR 2011	360,851.26	-	-	-	-	360,851.26	-	360,851.26
E311.00-Structures and Improvements	283,053,778.86	1,539,165.58	(675,760.38)	-	863,405.20	283,917,184.06	(174,943,579.20)	108,973,604.86
E311.01-AROP Structures and Improv	-	-	-	-	-	-	-	-
E312.00-Boiler Plant Equipment	2,610,386,595.73	42,452,419.53	(11,944,295.64)	-	30,508,123.89	2,640,894,719.62	(538,223,846.44)	2,102,670,873.18
E312.01-AROP Boiler Plant Equipment	-	-	-	-	-	-	-	-
E314.00-Turbogenerator Units	233,810,088.86	7,847,267.27	(2,775,257.17)	-	5,072,010.10	238,882,098.96	(105,206,955.51)	133,675,143.45
E315.00-Accessory Electric Equipmen	181,925,413.84	4,950,215.20	(624,491.67)	-	4,325,723.53	186,251,137.37	(90,343,856.92)	95,907,280.45
E315.01-AROP Accessory Electric Equipmen	-	-	-	-	-	-	-	-
E316.00-Misc Power Plant Equip	22,006,846.84	685,308.18	(31,738.22)	-	653,569.96	22,660,416.80	(7,258,259.24)	15,402,157.56
E317.07-ARO Cost Steam (Eqp)	14,872,626.37	-	(4,384,901.00)	-	(4,384,901.00)	10,487,725.37	(2,968,484.35)	7,519,241.02
E317.08-ARO Cost Steam (CCR)	46,958,489.83	-	-	-	-	46,958,489.83	(37,978,853.95)	8,979,635.88
	3,403,208,246.68	57,474,375.76	(20,436,444.08)	-	37,037,931.68	3,440,246,178.36	(956,923,835.61)	2,483,322,342.75
Electric Transmission								
E350.10-Land Rights	8,587,652.59	-	-	-	-	8,587,652.59	(3,427,481.59)	5,160,171.00
E350.20-Land	2,556,362.69	-	-	-	-	2,556,362.69	-	2,556,362.69
E352.10-Struct & Imp-Non Sys Contro	17,389,664.47	40,383.95	-	-	40,383.95	17,430,048.42	(3,051,392.89)	14,378,655.53
E352.20-Struct & Imp-Sys Control/Co	-	-	-	-	-	-	(33.84)	(33.84)
E353.10-Station Equipment - Non Sys	237,405,933.70	1,488,910.31	(293,410.74)	(424,957.70)	770,541.87	238,176,475.57	(68,565,081.73)	169,611,393.84
E353.11-AROP Station Equip Non Sys	-	-	-	-	-	-	-	-
E353.20-Station Equip-Sys Control	-	-	-	-	-	-	(36.09)	(36.09)
E354.00-Towers and Fixtures	45,139,197.21	982,266.85	-	235,802.23	1,218,069.08	46,357,266.29	(26,622,925.95)	19,734,340.34
E355.00-Poles and Fixtures	103,367,236.39	4,656,799.37	-	(235,802.23)	4,420,997.14	107,788,233.53	(31,883,755.05)	75,904,478.48
E356.00-OH Conductors and Devices	65,298,321.64	1,219,652.16	-	-	1,219,652.16	66,517,973.80	(32,612,406.53)	33,905,567.27
E357.00-Underground Conduit	1,941,041.52	-	-	-	-	1,941,041.52	(807,905.39)	1,133,136.13
E358.00-UG Conductors and Devices	8,498,390.55	-	-	-	-	8,498,390.55	(3,811,273.70)	4,687,116.85
E359.15-ARO Cost Transm (L/B)	76,221.28	-	-	-	-	76,221.28	(2,239.62)	73,981.66
E359.17-ARO Cost Transm (Eqp)	122,340.23	-	-	-	-	122,340.23	(46,866.42)	75,473.81
	490,382,362.27	8,388,012.64 0.00	(293,410.74)	(424,957.70)	7,669,644.20	498,052,006.47	(170,831,398.80)	327,220,607.67
Total Electric Plant in Service	6,028,283,134.63	100,884,013.69	(25,165,814.30)	(424,957.70)	75,293,241.69	6,103,576,376.32	(1,863,893,822.11)	4,239,682,554.21

[ToC](#)

[ToC](#)

LOUISVILLE GAS & ELECTRIC COMPANY
TOTAL PLANT IN SERVICE - ELECTRIC - REGULATORY ACCOUNTING
MARCH 2020

KENTUCKY & INDIANA	Beginning Balance	Additions	Retirements	Transfers/ Adjustments	Total Net Additions	Ending Balance
Total 101						
Plant in Service						
Distribution						
E360.10-Land Rights	-	-	-	-	-	-
E360.20-Land	4,117,062.41	-	-	-	-	4,117,062.41
E361.00-Structures and Improvements	7,617,368.29	-	-	-	-	7,617,368.29
E362.00-Station Equipment	141,761,086.69	1,571,888.99	(3,105.67)	-	1,568,783.32	143,329,870.01
E364.00-Poles, Towers, and Fixtures	208,248,960.32	6,572,173.06	(35,649.95)	-	6,536,523.11	214,785,483.43
E365.00-OH Conductors and Devices	329,827,542.72	35,612,678.17	(2,674,132.39)	-	32,938,545.78	362,766,088.50
E366.00-Underground Conduit	86,975,131.83	428,542.13	(5,730.46)	-	422,811.67	87,397,943.50
E367.00-UG Conductors and Devices	281,017,554.07	13,185,651.47	(105,794.34)	-	13,079,857.13	294,097,411.20
E368.00-Line Transformers	172,252,304.42	1,771.57	-	-	1,771.57	172,254,075.99
E369.10-Underground Services	14,052,274.91	-	-	-	-	14,052,274.91
E369.20-Overhead Services	25,472,004.34	-	-	-	-	25,472,004.34
E370.00-Meters	34,427,268.56	30,058.36	-	-	30,058.36	34,457,326.92
E370.01-AMS Meters	3,008,196.41	-	-	-	-	3,008,196.41
E370.11-AMI Meters	74,083.26	-	-	-	-	74,083.26
E370.20- Meters CT and PT	5,927,405.09	-	-	-	-	5,927,405.09
E371.01-Install Charging Stations - 101	175,550.89	-	-	-	-	175,550.89
E373.10-Overhead Street Lighting	56,826,532.46	5,354,065.05	(1,189,713.86)	-	4,164,351.19	60,990,883.65
E373.20-Underground Street Lighting	62,933,254.71	2,151,220.75	(254,069.25)	-	1,897,151.50	64,830,406.21
E373.40-Street Lighting Transformer	-	-	-	-	-	-
E374.05-ARO Cost Elec Dist (L/B)	129,242.11	-	-	-	-	129,242.11
E374.07-ARO Cost Elect Dist (Eqp)	47,995.12	-	-	-	-	47,995.12
	<u>1,434,890,818.61</u>	<u>64,908,049.55</u>	<u>(4,268,195.92)</u>	<u>-</u>	<u>60,639,853.63</u>	<u>1,495,530,672.24</u>
General						
E392.00-Cars and Light Trucks	1,234,002.79	43,268.95	-	-	43,268.95	1,277,271.74
E392.10-Heavy Trucks and Other	5,266,098.90	557,174.76	-	-	557,174.76	5,823,273.66
E392.20-Transportation - Trailers	484,554.81	-	(87,767.08)	-	(87,767.08)	396,787.73
E394.00-Tools, Shop, and Garage Equ	6,795,977.07	-	-	-	-	6,795,977.07
E395.00-Laboratory Equipment	-	-	-	-	-	-
E396.10-Power Op Equip-Lg Mach	2,082,183.11	-	-	-	-	2,082,183.11
E396.20-Power Op Equip-Other	196,248.24	-	-	-	-	196,248.24
E397.20-DSM Communication Equipment	6,803,720.27	-	-	-	-	6,803,720.27
	<u>22,862,785.19</u>	<u>600,443.71</u>	<u>(87,767.08)</u>	<u>-</u>	<u>512,676.63</u>	<u>23,375,461.82</u>
Hydro						
E330.20-Land	6.50	-	-	-	-	6.50
E331.00-Structures and Improvements	5,666,240.90	-	-	-	-	5,666,240.90
E332.00-Reservoirs, Dams, and Water	19,221,695.13	-	-	-	-	19,221,695.13
E333.00-Water Wheels, Turbines, Gen	114,581,032.99	-	-	-	-	114,581,032.99
E334.00-Accessory Electric Equipmen	6,558,057.99	-	-	-	-	6,558,057.99
E335.00-Misc Power Plant Equipment	259,455.98	-	-	-	-	259,455.98

LOUISVILLE GAS & ELECTRIC COMPANY
 TOTAL PLANT IN SERVICE - ELECTRIC - REGULATORY ACCOUNTING
 MARCH 2020

KENTUCKY & INDIANA	Beginning Balance	Additions	Retirements	Transfers/ Adjustments	Total Net Additions	Ending Balance
E336.00-Roads, Railroads, and Bridg	12,119.47	-	-	-	-	12,119.47
E337.07-ARO Cost Hydro Prod (Eqp)	289,910.63	-	-	-	-	289,910.63
	146,588,519.59	-	-	-	-	146,588,519.59

LOUISVILLE GAS & ELECTRIC COMPANY
TOTAL PLANT IN SERVICE - ELECTRIC - REGULATORY ACCOUNTING
MARCH 2020

KENTUCKY & INDIANA	Beginning Balance	Additions	Retirements	Transfers/ Adjustments	Total Net Additions	Ending Balance
Intangible						
E301.00-Organization	2,240.29	-	-	-	-	2,240.29
E302.00-Franchises and Consents	-	-	-	-	-	-
	<u>2,240.29</u>	<u>-</u>	<u>-</u>	<u>-</u>	<u>-</u>	<u>2,240.29</u>
Other Production						
E340.20-Land	406,526.20	-	-	-	-	406,526.20
E341.00-Structures and Improvements	34,715,317.64	10,627.54	-	-	10,627.54	34,725,945.18
E342.00-Fuel Holders, Producers, Ac	24,506,286.40	-	-	-	-	24,506,286.40
E343.00-Prime Movers	236,674,691.50	113,633.13	(45,487.62)	-	68,145.51	236,742,837.01
E344.00-Generators	57,850,811.62	51,213.08	-	-	51,213.08	57,902,024.70
E345.00-Accessory Electric Equipmen	30,770,967.44	79,221.07	(34,508.86)	-	44,712.21	30,815,679.65
E346.00-Misc Power Plant Equipment	5,027,339.46	9,561.08	-	-	9,561.08	5,036,900.54
E347.05-ARO Cost Other Prod (L/B)	15,555.48	-	-	-	-	15,555.48
E347.07-ARO Cost Other Prod (Eqp)	96,428.56	-	-	-	-	96,428.56
	<u>390,063,924.30</u>	<u>264,255.90</u>	<u>(79,996.48)</u>	<u>-</u>	<u>184,259.42</u>	<u>390,248,183.72</u>
Steam Production						
E310.20-Land	9,833,555.09	-	-	-	-	9,833,555.09
E310.25-Land ECR 2005	-	-	-	-	-	-
E310.26-Land ECR 2011	360,851.26	-	-	-	-	360,851.26
E311.00-Structures and Improvements	280,493,340.18	736,215.85	(675,760.38)	-	60,455.47	280,553,795.65
E311.01-AROP Structures and Improv	-	-	-	-	-	-
E312.00-Boiler Plant Equipment	2,208,203,858.65	7,040,146.30	(11,944,295.64)	-	(4,904,149.34)	2,203,299,709.31
E312.01-AROP Boiler Plant Equipment	-	-	-	-	-	-
E314.00-Turbogenerator Units	230,313,593.07	2,087,936.03	(2,775,257.17)	-	(687,321.14)	229,626,271.93
E315.00-Accessory Electric Equipmen	180,754,557.15	1,320,767.79	(624,491.67)	-	696,276.12	181,450,833.27
E315.01-AROP Accessory Electric Equipmen	-	-	-	-	-	-
E316.00-Misc Power Plant Equip	20,541,261.96	221,543.04	(31,738.22)	-	189,804.82	20,731,066.78
E317.07-ARO Cost Steam (Eqp)	14,872,626.37	-	(4,384,901.00)	-	(4,384,901.00)	10,487,725.37
E317.08-ARO Cost Steam (CCR)	46,958,489.83	-	-	-	-	46,958,489.83
	<u>2,992,332,133.56</u>	<u>11,406,609.01</u>	<u>(20,436,444.08)</u>	<u>-</u>	<u>(9,029,835.07)</u>	<u>2,983,302,298.49</u>

LOUISVILLE GAS & ELECTRIC COMPANY
TOTAL PLANT IN SERVICE - ELECTRIC - REGULATORY ACCOUNTING
MARCH 2020

KENTUCKY & INDIANA	Beginning Balance	Additions	Retirements	Transfers/ Adjustments	Total Net Additions	Ending Balance
Electric Transmission						
E350.10-Land Rights	8,587,652.59	-	-	-	-	8,587,652.59
E350.20-Land	2,556,362.69	-	-	-	-	2,556,362.69
E352.10-Struct & Imp-Non Sys Contro	17,379,761.24	9,903.23	-	-	9,903.23	17,389,664.47
E353.10-Station Equipment - Non Sys	210,433,682.07	3,266,495.39	(293,410.74)	(424,957.70)	2,548,126.95	212,981,809.02
E353.11-AROP Station Equip Non Sys	-	-	-	-	-	-
E353.20-Station Equip-Sys Control	-	-	-	-	-	-
E354.00-Towers and Fixtures	45,139,197.21	982,266.85	-	235,802.23	1,218,069.08	46,357,266.29
E355.00-Poles and Fixtures	99,730,418.25	105.57	-	(235,802.23)	(235,696.66)	99,494,721.59
E356.00-OH Conductors and Devices	60,909,140.95	-	-	-	-	60,909,140.95
E357.00-Underground Conduit	1,941,041.52	-	-	-	-	1,941,041.52
E358.00-UG Conductors and Devices	8,498,390.55	-	-	-	-	8,498,390.55
E359.15-ARO Cost Transm (L/B)	76,221.28	-	-	-	-	76,221.28
E359.17-ARO Cost Transm (Eqp)	122,340.23	-	-	-	-	122,340.23
	455,374,208.58	4,258,771.04	(293,410.74)	(424,957.70)	3,540,402.60	458,914,611.18
Total Electric Plant in Service - 101	5,442,114,630.12	81,438,129.21	(25,165,814.30)	(424,957.70)	55,847,357.21	5,497,961,987.33
106 Construction Completed not Classified						
Distribution						
E361.00-Structures and Improvements	5,334,186.12	312.41	-	-	312.41	5,334,498.53
E362.00-Station Equipment	19,992,970.00	5,951,141.26	-	-	5,951,141.26	25,944,111.26
E364.00-Poles, Towers, and Fixtures	12,315,351.76	(4,174,392.93)	-	-	(4,174,392.93)	8,140,958.83
E365.00-OH Conductors and Devices	48,361,225.54	(31,737,820.45)	-	-	(31,737,820.45)	16,623,405.09
E366.00-Underground Conduit	3,839,248.14	(3,514,672.10)	-	-	(3,514,672.10)	324,576.04
E367.00-UG Conductors and Devices	31,099,365.71	(63,865.27)	-	-	(63,865.27)	31,035,500.44
E368.00-Line Transformers	921,647.35	1,216,174.49	-	-	1,216,174.49	2,137,821.84
E369.10-Underground Services	0.00	78,622.46	-	-	78,622.46	78,622.46
E370.00-Meters	220,984.51	24,137.79	-	-	24,137.79	245,122.30
E370.01-Meters AMS	152.17	1,792.56	-	-	1,792.56	1,944.73
E373.10-Overhead Street Lighting	4,134,282.92	(3,068,842.61)	-	-	(3,068,842.61)	1,065,440.31
E373.20-Underground Street Lighting	878,567.10	(552,055.37)	-	-	(552,055.37)	326,511.73
	127,097,981.32	(35,839,467.76)	-	-	(35,839,467.76)	91,258,513.56
Electric General						
E392.00-Cars and Light Trucks	339,862.42	(43,268.95)	-	-	(43,268.95)	296,593.47
E392.10-Heavy Trucks and Other	592,625.38	(28,879.38)	-	-	(28,879.38)	563,746.00
E392.20-Transportation - Trailers	-	-	-	-	-	-
E394.00-Tools, Shop and Garage Equip	(0.00)	391,162.46	-	-	391,162.46	391,162.46
E395.00-Laboratory Equipment	-	-	-	-	-	-
E396.10-Power Op Equip-Lg Mach	269,454.80	235,344.62	-	-	235,344.62	504,799.42
E396.20-Power Op Equip-Other	-	-	-	-	-	-

LOUISVILLE GAS & ELECTRIC COMPANY
 TOTAL PLANT IN SERVICE - ELECTRIC - REGULATORY ACCOUNTING
 MARCH 2020

KENTUCKY & INDIANA	Beginning Balance	Additions	Retirements	Transfers/ Adjustments	Total Net Additions	Ending Balance
E397.20-DSM Communication Equipment	175.10	243.98	-	-	243.98	419.08
	1,202,117.70	554,602.73	-	-	554,602.73	1,756,720.43

LOUISVILLE GAS & ELECTRIC COMPANY
TOTAL PLANT IN SERVICE - ELECTRIC - REGULATORY ACCOUNTING
MARCH 2020

KENTUCKY & INDIANA	Beginning Balance	Additions	Retirements	Transfers/ Adjustments	Total Net Additions	Ending Balance
Hydro						
E331.00-Structures and Improvements	(0.00)	-	-	-	-	(0.00)
E332.00-Reservoirs, Dams, and Water	-	162,392.07	-	-	162,392.07	162,392.07
E333.00-Water Wheels, Turbines, Gen	-	-	-	-	-	-
E334.00-Accessory Electric Equipmen	(0.00)	-	-	-	-	(0.00)
E335.00-Misc PowerPlant Equip	70,792.88	3,697.66	-	-	3,697.66	74,490.54
	<u>70,792.88</u>	<u>166,089.73</u>	<u>-</u>	<u>-</u>	<u>166,089.73</u>	<u>236,882.61</u>
Other Production						
E341.00-Structures and Improvements	750,255.33	(10,627.54)	-	-	(10,627.54)	739,627.79
E342.00-Fuel Holders, Producers, Ac	0.00	-	-	-	-	0.00
E343.00-Prime Movers	9,684,787.22	4,480,443.04	-	-	4,480,443.04	14,165,230.26
E344.00-Generators	1,105,576.53	(4,543.97)	-	-	(4,543.97)	1,101,032.56
E345.00-Accessory Electric Equip	332,015.18	(86,322.30)	-	-	(86,322.30)	245,692.88
E346.00-Misc Power Plant Equip	40,711.54	(11,297.80)	-	-	(11,297.80)	29,413.74
	<u>11,913,345.80</u>	<u>4,367,651.43</u>	<u>-</u>	<u>-</u>	<u>4,367,651.43</u>	<u>16,280,997.23</u>
Steam Production						
E310.20-Land	-	-	-	-	-	-
E311.00-Structures and Improvements	2,560,438.68	802,949.73	-	-	802,949.73	3,363,388.41
E311.01-AROP Structures and Improvements	-	-	-	-	-	-
E312.00-Boiler Plant Equipment	402,182,737.08	35,412,273.23	-	-	35,412,273.23	437,595,010.31
E314.00-Turbogenerator Units	3,496,495.79	5,759,331.24	-	-	5,759,331.24	9,255,827.03
E315.00-Accessory Electric Equipmen	1,170,856.69	3,629,447.41	-	-	3,629,447.41	4,800,304.10
E316.00-Misc Power Plant Equip	1,465,584.88	463,765.14	-	-	463,765.14	1,929,350.02
	<u>410,876,113.12</u>	<u>46,067,766.75</u>	<u>-</u>	<u>-</u>	<u>46,067,766.75</u>	<u>456,943,879.87</u>
Transmission						
E350.20-Land	-	-	-	-	-	-
E352.10-Struct & Imp-Non Sys Contro	9,903.23	30,480.72	-	-	30,480.72	40,383.95
E352.20-Struct & Imp-Sys Control/Co	-	-	-	-	-	-
E353.10-Station Equipment - Non Sys	26,972,251.63	(1,777,585.08)	-	-	(1,777,585.08)	25,194,666.55
E353.20-Station Equip-Sys Control	-	-	-	-	-	-
E354.00-Towers and Fixtures	0.00	-	-	-	-	0.00
E355.00-Poles and Fixtures	3,636,818.14	4,656,693.80	-	-	4,656,693.80	8,293,511.94
E356.00-OH Conductors and Devices	4,389,180.69	1,219,652.16	-	-	1,219,652.16	5,608,832.85
E357.00-Underground Conduit	-	-	-	-	-	-
	<u>35,008,153.69</u>	<u>4,129,241.60</u>	<u>-</u>	<u>-</u>	<u>4,129,241.60</u>	<u>39,137,395.29</u>
Total 106 Construction Completed not Classified	<u>586,168,504.51</u>	<u>19,445,884.48</u>	<u>-</u>	<u>-</u>	<u>19,445,884.48</u>	<u>605,614,388.99</u>
TOTAL PLANT IN SERVICE	<u>6,028,283,134.63</u>	<u>100,884,013.69</u>	<u>(25,165,814.30)</u>	<u>(424,957.70)</u>	<u>75,293,241.69</u>	<u>6,103,576,376.32</u>

LOUISVILLE GAS & ELECTRIC COMPANY
 TOTAL PLANT IN SERVICE - ELECTRIC - REGULATORY ACCOUNTING
 MARCH 2020

KENTUCKY & INDIANA	Beginning Balance	Additions	Retirements	Transfers/ Adjustments	Total Net Additions	Ending Balance
	0.00	(0.00)	-	-	0.00	(0.00)

LOUISVILLE GAS & ELECTRIC COMPANY
 KENTUCKY - TOTAL PLANT IN SERVICE - ELECTRIC - NBV - REGULATORY ACCOUNTING
 MARCH 2020

[ToC](#)

	Beginning Balance	Additions	Retirements	Transfers/ Adjustments	Total Net Additions	Ending Balance	Reserve	Total Plant in Service Net Book Value
Total 101 & 106 Plant in Service Distribution								
E360.10-Land Rights	-	-	-	-	-	-	-	-
E360.20-Land	4,117,062.41	-	-	-	-	4,117,062.41	-	4,117,062.41
E361.00-Structures and Improvements	12,951,554.41	312.41	-	-	312.41	12,951,866.82	(2,712,013.17)	10,239,853.65
E362.00-Station Equipment	161,754,056.69	7,523,030.25	(3,105.67)	-	7,519,924.58	169,273,981.27	(50,208,080.44)	119,065,900.83
E364.00-Poles, Towers, and Fixtures	220,564,312.08	2,397,780.13	(35,649.95)	-	2,362,130.18	222,926,442.26	(82,386,357.35)	140,540,084.91
E365.00-OH Conductors and Devices	378,188,768.26	3,874,857.72	(2,674,132.39)	-	1,200,725.33	379,389,493.59	(127,848,061.98)	251,541,431.61
E366.00-Underground Conduit	90,814,379.97	(3,086,129.97)	(5,730.46)	-	(3,091,860.43)	87,722,519.54	(34,700,694.86)	53,021,824.68
E367.00-UG Conductors and Devices	312,116,919.78	13,121,786.20	(105,794.34)	-	13,015,991.86	325,132,911.64	(69,171,986.29)	255,960,925.35
E368.00-Line Transformers	173,173,951.77	1,217,946.06	-	-	1,217,946.06	174,391,897.83	(83,922,601.54)	90,469,296.29
E369.10-Underground Services	14,052,274.91	78,622.46	-	-	78,622.46	14,130,897.37	(2,273,008.70)	11,857,888.67
E369.20-Overhead Services	25,472,004.34	-	-	-	-	25,472,004.34	(25,131,287.85)	340,716.49
E370.00-Meters	34,648,253.07	54,196.15	-	-	54,196.15	34,702,449.22	(20,542,571.91)	14,159,877.31
E370.01-AMS Meters	3,008,348.58	1,792.56	-	-	1,792.56	3,010,141.14	(480,897.11)	2,529,244.03
E370.11-AMI Meters	74,083.26	-	-	-	-	74,083.26	(2,924.62)	71,158.64
E370.20-Meters CT and PT	5,927,405.09	-	-	-	-	5,927,405.09	(4,108,718.36)	1,818,686.73
E371.01-Install Charging Stations - 101	175,550.89	-	-	-	-	175,550.89	(12,434.82)	163,116.07
E373.10-Overhead Street Lighting	60,960,815.38	2,285,222.44	(1,189,713.86)	-	1,095,508.58	62,056,323.96	(15,837,507.74)	46,218,816.22
E373.20-Underground Street Lighting	63,811,821.81	1,599,165.38	(254,069.25)	-	1,345,096.13	65,156,917.94	(31,904,480.07)	33,252,437.87
E373.40-Street Lighting Transformer	-	-	-	-	-	-	-	-
E374.05-ARO Cost Elec Dist (L/B)	129,242.11	-	-	-	-	129,242.11	(48,057.72)	81,184.39
E374.07-ARO Cost Elec Dist (Eqp)	47,995.12	-	-	-	-	47,995.12	(13,027.18)	34,967.94
	1,561,988,799.93	29,068,581.79	(4,268,195.92)	-	24,800,385.87	1,586,789,185.80	(551,304,711.71)	1,035,484,474.09
General								
E392.00-Cars and Light Trucks	1,573,865.21	-	-	-	-	1,573,865.21	(639,530.61)	934,334.60
E392.10-Heavy Trucks and Other	5,858,724.28	528,295.38	-	-	528,295.38	6,387,019.66	(2,502,334.25)	3,884,685.41
E392.20-Transportation - Trailers	484,554.81	-	(87,767.08)	-	(87,767.08)	396,787.73	(3,750.87)	393,036.86
E394.00-Tools, Shop, and Garage Equ	6,795,977.07	391,162.46	-	-	391,162.46	7,187,139.53	(3,090,377.23)	4,096,762.30
E395.00-Laboratory Equipment	-	-	-	-	-	-	0.00	0.00
E396.10-Power Op Equip-Lg Mach	2,351,637.91	235,344.62	-	-	235,344.62	2,586,982.53	(1,492,848.91)	1,094,133.62
E396.20-Power Op Equip-Other	196,248.24	-	-	-	-	196,248.24	(121,172.05)	75,076.19
E397.20-DSM Communication Equipment	6,803,895.37	243.98	-	-	243.98	6,804,139.35	(4,394,895.25)	2,409,244.10
	24,064,902.89	1,155,046.44	(87,767.08)	-	1,067,279.36	25,132,182.25	(12,244,909.17)	12,887,273.08
Hydro								
E330.20-Land	6.50	-	-	-	-	6.50	-	6.50
E331.00-Structures and Improvements	5,666,240.90	-	-	-	-	5,666,240.90	(2,670,073.42)	2,996,167.48
E332.00-Reservoirs, Dams, and Water	19,221,695.13	162,392.07	-	-	162,392.07	19,384,087.20	(1,388,724.62)	17,995,362.58
E333.00-Water Wheels, Turbines, Gen	114,581,032.99	-	-	-	-	114,581,032.99	(10,997,285.01)	103,583,747.98
E334.00-Accessory Electric Equipmen	6,558,057.99	-	-	-	-	6,558,057.99	1,770,667.24	8,328,725.23
E335.00-Misc Power Plant Equipment	330,248.86	3,697.66	-	-	3,697.66	333,946.52	(219,944.18)	114,002.34
E336.00-Roads, Railroads, and Bridg	12,119.47	-	-	-	-	12,119.47	1,260.16	13,379.63
E337.07-ARO Cost Hydro Prod (Eqp)	289,910.63	-	-	-	-	289,910.63	(30,393.72)	259,516.91
	146,659,312.47	166,089.73	-	-	166,089.73	146,825,402.20	(13,534,493.55)	133,290,908.65
Intangible								
E301.00-Organization	2,240.29	-	-	-	-	2,240.29	-	2,240.29
E302.00-Franchises and Consents	-	-	-	-	-	-	-	-
	2,240.29	-	-	-	-	2,240.29	-	2,240.29

LOUISVILLE GAS & ELECTRIC COMPANY
KENTUCKY - TOTAL PLANT IN SERVICE - ELECTRIC - NBV - REGULATORY ACCOUNTING
MARCH 2020

	Beginning Balance	Additions	Retirements	Transfers/ Adjustments	Total Net Additions	Ending Balance	Reserve	Total Plant in Service Net Book Value
Total 101 & 106								
Other Production								
E340.20-Land	406,526.20	-	-	-	-	406,526.20	-	406,526.20
E341.00-Structures and Improvements	35,465,572.97	-	-	-	-	35,465,572.97	(14,773,665.22)	20,691,907.75
E342.00-Fuel Holders, Producers, Ac	24,506,286.40	-	-	-	-	24,506,286.40	(7,459,690.93)	17,046,595.47
E343.00-Prime Movers	246,359,478.72	4,594,076.17	(45,487.62)	-	4,548,588.55	250,908,067.27	(93,793,448.04)	157,114,619.23
E344.00-Generators	58,956,388.15	46,669.11	-	-	46,669.11	59,003,057.26	(25,822,246.87)	33,180,810.39
E345.00-Accessory Electric Equipmen	31,102,982.62	(7,101.23)	(34,508.86)	-	(41,610.09)	31,061,372.53	(14,641,816.52)	16,419,556.01
E346.00-Misc Power Plant Equipment	5,068,051.00	(1,736.72)	-	-	(1,736.72)	5,066,314.28	(2,537,303.63)	2,529,010.65
E347.05-ARO Cost Other Prod (L/B)	15,555.48	-	-	-	-	15,555.48	(7,475.34)	8,080.14
E347.07-ARO Cost Other Prod (Eqp)	96,428.56	-	-	-	-	96,428.56	(18,826.72)	77,601.84
	401,977,270.10	4,631,907.33	(79,996.48)	-	4,551,910.85	406,529,180.95	(159,054,473.27)	247,474,707.68
Steam Production								
E310.20-Land	9,833,555.09	-	-	-	-	9,833,555.09	-	9,833,555.09
E310.25-Land ECR 2005	-	-	-	-	-	-	-	-
E310.26-Land ECR 2011	360,851.26	-	-	-	-	360,851.26	-	360,851.26
E311.00-Structures and Improvements	283,053,778.86	1,539,165.58	(675,760.38)	-	863,405.20	283,917,184.06	(174,943,579.20)	108,973,604.86
E311.01-AROP Structures and Improv	-	-	-	-	-	-	-	-
E312.00-Boiler Plant Equipment	2,610,386,595.73	42,452,419.53	(11,944,295.64)	-	30,508,123.89	2,640,894,719.62	(538,223,846.44)	2,102,670,873.18
E312.01-AROP Boiler Plant Equipment	-	-	-	-	-	-	-	-
E314.00-Turbogenerator Units	233,810,088.86	7,847,267.27	(2,775,257.17)	-	5,072,010.10	238,882,098.96	(105,206,955.51)	133,675,143.45
E315.00-Accessory Electric Equipmen	181,925,413.84	4,950,215.20	(624,491.67)	-	4,325,723.53	186,251,137.37	(90,343,856.92)	95,907,280.45
E315.01-AROP Accessory Electric Equipmen	-	-	-	-	-	-	-	-
E316.00-Misc Power Plant Equip	22,006,846.84	685,308.18	(31,738.22)	-	653,569.96	22,660,416.80	(7,258,259.24)	15,402,157.56
E317.07-ARO Cost Steam (Eqp)	14,872,626.37	-	(4,384,901.00)	-	(4,384,901.00)	10,487,725.37	(2,968,484.35)	7,519,241.02
E317.08-ARO Cost Steam (CCR)	46,958,489.83	-	-	-	-	46,958,489.83	(37,978,853.95)	8,979,635.88
	3,403,208,246.68	57,474,375.76	(20,436,444.08)	-	37,037,931.68	3,440,246,178.36	(956,923,835.61)	2,483,322,342.75
Electric Transmission								
E350.10-Land Rights	7,933,707.55	-	-	-	-	7,933,707.55	(3,063,269.01)	4,870,438.54
E350.20-Land	2,147,782.37	-	-	-	-	2,147,782.37	0	2,147,782.37
E352.10-Struct & Imp-Non Sys Contro	8,482,351.50	40,383.95	-	-	40,383.95	8,522,735.45	(2,128,252.76)	6,394,482.69
E352.20-Struct & Imp-Sys Control/Co	-	-	-	-	-	-	(33.84)	(33.84)
E353.10-Station Equipment - Non Sys	218,509,354.07	1,481,656.07	(293,410.74)	-	1,188,245.33	219,697,599.40	(60,197,847.72)	159,499,751.68
E353.11-AROP Station Equip Non Sys	-	-	-	-	-	-	-	-
E353.20-Station Equip-Sys Control	-	-	-	-	-	-	(36.09)	(36.09)
E354.00-Towers and Fixtures	31,333,694.78	-	-	-	-	31,333,694.78	(20,557,078.18)	10,776,616.60
E355.00-Poles and Fixtures	89,489,565.34	4,656,799.37	-	(235,802.23)	4,420,997.14	93,910,562.48	(28,868,606.78)	65,041,955.70
E356.00-OH Conductors and Devices	57,415,535.44	2,201,919.01	-	-	2,201,919.01	59,617,454.45	(28,412,473.22)	31,204,981.23
E357.00-Underground Conduit	1,941,041.52	-	-	-	-	1,941,041.52	(807,905.39)	1,133,136.13
E358.00-UG Conductors and Devices	8,498,390.55	-	-	-	-	8,498,390.55	(3,811,273.70)	4,687,116.85
E359.15-ARO Cost Transm (L/B)	76,221.28	-	-	-	-	76,221.28	(2,239.62)	73,981.66
E359.17-ARO Cost Transm (Eqp)	122,340.23	-	-	-	-	122,340.23	(46,866.42)	75,473.81
	425,949,984.63	8,380,758.40	(293,410.74)	(235,802.23)	7,851,545.43	433,801,530.06	(147,895,882.73)	285,905,647.33
Total Electric Plant in Service - KY	5,963,850,756.99	100,876,759.45	(25,165,814.30)	(235,802.23)	75,475,142.92	6,039,325,899.91	(1,840,958,306.04)	4,198,367,593.87

LOUISVILLE GAS & ELECTRIC COMPANY
KENTUCKY - PLANT IN SERVICE - ELECTRIC - REGULATORY ACCOUNTING
MARCH 2020

[ToC](#)

	Beginning Balance	Additions	Retirements	Transfers/ Adjustments	Net Additions	Ending Balance
101 Plant in Service						
Distribution						
E360.10-Land Rights - 101	-	-	-	-	-	-
E360.20-Land - 101	4,117,062.41	-	-	-	-	4,117,062.41
E361.00-Structures and Improvements - 101	7,617,368.29	-	-	-	-	7,617,368.29
E362.00-Station Equipment - 101	141,761,086.69	1,571,888.99	(3,105.67)	-	1,568,783.32	143,329,870.01
E364.00-Poles, Towers, and Fixtures - 101	208,248,960.32	6,572,173.06	(35,649.95)	-	6,536,523.11	214,785,483.43
E365.00-OH Conductors and Devices - 101	329,827,542.72	35,612,678.17	(2,674,132.39)	-	32,938,545.78	362,766,088.50
E366.00-Underground Conduit - 101	86,975,131.83	428,542.13	(5,730.46)	-	422,811.67	87,397,943.50
E367.00-UG Conductors and Devices - 101	281,017,554.07	13,185,651.47	(105,794.34)	-	13,079,857.13	294,097,411.20
E368.00-Line Transformers - 101	172,252,304.42	1,771.57	-	-	1,771.57	172,254,075.99
E369.10-Underground Services - 101	14,052,274.91	-	-	-	-	14,052,274.91
E369.20-Overhead Services - 101	25,472,004.34	-	-	-	-	25,472,004.34
E370.00-Meters - 101	34,427,268.56	30,058.36	-	-	30,058.36	34,457,326.92
E370.10-Meters AMS - 101	3,008,196.41	-	-	-	-	3,008,196.41
E370.11-Meters AMI - 101	74,083.26	-	-	-	-	74,083.26
E370.20-Meters CT and PT - 101	5,927,405.09	-	-	-	-	5,927,405.09
E371.01-Install Charging Stations - 101	-	175,550.89	-	-	-	175,550.89
E373.10-Overhead Street Lighting - 101	56,826,532.46	5,354,065.05	(1,189,713.86)	-	4,164,351.19	60,990,883.65
E373.20-Underground Street Lighting - 101	62,933,254.71	2,151,220.75	(254,069.25)	-	1,897,151.50	64,830,406.21
E373.40-Street Lighting Transformer - 101	-	-	-	-	-	-
E374.05-ARO Cost Elec Dist (L/B) - 101	129,242.11	-	-	-	-	129,242.11
E374.07-ARO Cost Elec Dist (Eqp) - 101	47,995.12	-	-	-	-	47,995.12
	1,434,890,818.61	64,908,049.55	(4,268,195.92)	-	60,639,853.63	1,495,530,672.24
General						
E392.00-Cars and Light Trucks - 101	1,234,002.79	43,268.95	-	-	43,268.95	1,277,271.74
E392.10-Heavy Trucks and Other - 101	5,266,098.90	557,174.76	-	-	557,174.76	5,823,273.66
E392.20-Transportation - Trailers - 101	484,554.81	-	(87,767.08)	-	(87,767.08)	396,787.73
E394.00-Tools, Shop, and Garage Equ - 101	6,795,977.07	-	-	-	-	6,795,977.07
E395.00-Laboratory Equipment - 101	-	-	-	-	-	-
E396.10-Power Op Equip-Lg Mach - 101	2,082,183.11	-	-	-	-	2,082,183.11
E396.20-Power Op Equip-Other - 101	196,248.24	-	-	-	-	196,248.24
E397.20-DSM Communication Equipment - 101	6,803,720.27	-	-	-	-	6,803,720.27
	22,862,785.19	600,443.71	(87,767.08)	-	512,676.63	23,375,461.82
Hydro						
E330.20-Land - 101	6.50	-	-	-	-	6.50
E331.00-Structures and Improvements - 101	5,666,240.90	-	-	-	-	5,666,240.90
E332.00-Reservoirs, Dams, and Water - 101	19,221,695.13	-	-	-	-	19,221,695.13
E333.00-Water Wheels, Turbines, Gen - 101	114,581,032.99	-	-	-	-	114,581,032.99
E334.00-Accessory Electric Equipmen - 101	6,558,057.99	-	-	-	-	6,558,057.99
E335.00-Misc Power Plant Equipment - 101	259,455.98	-	-	-	-	259,455.98
E336.00-Roads, Railroads, and Bridg - 101	12,119.47	-	-	-	-	12,119.47
E337.07-ARO Cost Hydro Prod (Eqp) - 101	289,910.63	-	-	-	-	289,910.63
	146,588,519.59	-	-	-	-	146,588,519.59

[ToC](#)

LOUISVILLE GAS & ELECTRIC COMPANY
KENTUCKY - PLANT IN SERVICE - ELECTRIC - REGULATORY ACCOUNTING
MARCH 2020

	Beginning Balance	Additions	Retirements	Transfers/ Adjustments	Net Additions	Ending Balance
Intangible						
E301.00-Organization - 101	2,240.29	-	-	-	-	2,240.29
E302.00-Franchises and Consents - 101	-	-	-	-	-	-
	<u>2,240.29</u>	<u>-</u>	<u>-</u>	<u>-</u>	<u>-</u>	<u>2,240.29</u>
Other Production						
E340.20-Land - 101	406,526.20	-	-	-	-	406,526.20
E341.00-Structures and Improvements - 101	34,715,317.64	10,627.54	-	-	10,627.54	34,725,945.18
E342.00-Fuel Holders, Producers, Ac - 101	24,506,286.40	-	-	-	-	24,506,286.40
E343.00-Prime Movers - 101	236,674,691.50	113,633.13	(45,487.62)	-	68,145.51	236,742,837.01
E344.00-Generators - 101	57,850,811.62	51,213.08	-	-	51,213.08	57,902,024.70
E345.00-Accessory Electric Equipmen - 101	30,770,967.44	79,221.07	(34,508.86)	-	44,712.21	30,815,679.65
E346.00-Misc Power Plant Equipment - 101	5,027,339.46	9,561.08	-	-	9,561.08	5,036,900.54
E347.05-ARO Cost Other Prod (L/B) - 101	15,555.48	-	-	-	-	15,555.48
E347.07-ARO Cost Other Prod (Eqp) - 101	96,428.56	-	-	-	-	96,428.56
	<u>390,063,924.30</u>	<u>264,255.90</u>	<u>(79,996.48)</u>	<u>-</u>	<u>184,259.42</u>	<u>390,248,183.72</u>
Steam Production						
E310.20-Land - 101	9,833,555.09	-	-	-	-	9,833,555.09
E310.25-Land ECR 2005 - 101	-	-	-	-	-	-
E310.26-Land ECR 2011 - 101	360,851.26	-	-	-	-	360,851.26
E311.00-Structures and Improvements - 101	280,493,340.18	736,215.85	(675,760.38)	-	60,455.47	280,553,795.65
E311.01-AROP Structures and Improv - 101	-	-	-	-	-	-
E312.00-Boiler Plant Equipment - 101	2,208,203,858.65	7,040,146.30	(11,944,295.64)	-	(4,904,149.34)	2,203,299,709.31
E312.01-AROP Boiler Plant Equipment - 101	-	-	-	-	-	-
E314.00-Turbogenerator Units - 101	230,313,593.07	2,087,936.03	(2,775,257.17)	-	(687,321.14)	229,626,271.93
E315.00-Accessory Electric Equipmen - 101	180,754,557.15	1,320,767.79	(624,491.67)	-	696,276.12	181,450,833.27
E315.01-AROP Accessory Elec Equip - 101	-	-	-	-	-	-
E316.00-Misc Power Plant Equip - 101	20,541,261.96	221,543.04	(31,738.22)	-	189,804.82	20,731,066.78
E317.07-ARO Cost Steam (Eqp) - 101	14,872,626.37	-	(4,384,901.00)	-	(4,384,901.00)	10,487,725.37
E317.08-ARO Cost Steam (CCR) - 101	46,958,489.83	-	-	-	-	46,958,489.83
	<u>2,992,332,133.56</u>	<u>11,406,609.01</u>	<u>(20,436,444.08)</u>	<u>-</u>	<u>(9,029,835.07)</u>	<u>2,983,302,298.49</u>

LOUISVILLE GAS & ELECTRIC COMPANY
KENTUCKY - PLANT IN SERVICE - ELECTRIC - REGULATORY ACCOUNTING
MARCH 2020

[ToC](#)

	Beginning Balance	Additions	Retirements	Transfers/ Adjustments	Net Additions	Ending Balance
Electric Transmission						
E350.10-Land Rights - 101	7,933,707.55	-	-	-	-	7,933,707.55
E350.20-Land - 101	2,147,782.37	-	-	-	-	2,147,782.37
E352.10-Struct & Imp-Non Sys Contro - 101	8,472,448.27	9,903.23	-	-	9,903.23	8,482,351.50
E353.10-Station Equipment - Non Sys - 101	191,809,648.84	3,266,495.39	(293,410.74)	-	2,973,084.65	194,782,733.49
E353.11-AROP Station Equip Non Sys - 101	-	-	-	-	-	-
E353.20-Station Equip-Sys Control - 101	-	-	-	-	-	-
E354.00-Towers and Fixtures - 101	31,333,694.78	-	-	-	-	31,333,694.78
E355.00-Poles and Fixtures - 101	85,852,747.20	105.57	-	(235,802.23)	(235,696.66)	85,617,050.54
E356.00-OH Conductors and Devices - 101	54,583,431.09	-	-	-	-	54,583,431.09
E357.00-Underground Conduit - 101	1,941,041.52	-	-	-	-	1,941,041.52
E358.00-UG Conductors and Devices - 101	8,498,390.55	-	-	-	-	8,498,390.55
E359.15-ARO Cost Transm (L/B) - 101	76,221.28	-	-	-	-	76,221.28
E359.17-ARO Cost Transm (Eqp) - 101	122,340.23	-	-	-	-	122,340.23
	392,771,453.68	3,276,504.19	(293,410.74)	(235,802.23)	2,747,291.22	395,518,744.90
Total 101 Electric Plant in Service - KY	5,379,511,875.22	80,455,862.36	(25,165,814.30)	(235,802.23)	55,054,245.83	5,434,566,121.05
106 Construction Completed not Classified Distribution						
E361.00-Structures and Improvements - 106	5,334,186.12	312.41	-	-	312.41	5,334,498.53
E362.00-Station Equipment - 106	19,992,970.00	5,951,141.26	-	-	5,951,141.26	25,944,111.26
E364.00-Poles, Towers, and Fixtures - 106	12,315,351.76	(4,174,392.93)	-	-	(4,174,392.93)	8,140,958.83
E365.00-OH Conductors and Devices - 106	48,361,225.54	(31,737,820.45)	-	-	(31,737,820.45)	16,623,405.09
E366.00-Underground Conduit - 106	3,839,248.14	(3,514,672.10)	-	-	(3,514,672.10)	324,576.04
E367.00-UG Conductors and Devices - 106	31,099,365.71	(63,865.27)	-	-	(63,865.27)	31,035,500.44
E368.00-Line Transformers - 106	921,647.35	1,216,174.49	-	-	1,216,174.49	2,137,821.84
E369.10-Underground Services - 106	0.00	78,622.46	-	-	78,622.46	78,622.46
E370.00-Meters - 106	220,984.51	24,137.79	-	-	24,137.79	245,122.30
E370.10-Meters AMS - 106	152.17	1,792.56	-	-	1,792.56	1,944.73
E370.11-AMI Meters - 106	-	-	-	-	-	-
E373.10-Overhead Street Lighting - 106	4,134,282.92	(3,068,842.61)	-	-	(3,068,842.61)	1,065,440.31
E373.20-Underground Street Lighting - 106	878,567.10	(552,055.37)	-	-	(552,055.37)	326,511.73
	127,097,981.32	(35,839,467.76)	-	-	(35,839,467.76)	91,258,513.56
Electric General						
E392.00-Cars and Light Trucks - 106	339,862.42	(43,268.95)	-	-	(43,268.95)	296,593.47
E392.10-Heavy Trucks and Other - 106	592,625.38	(28,879.38)	-	-	(28,879.38)	563,746.00
E392.20-Transportation - Trailers - 106	-	-	-	-	-	-
E394.00-Tools, Shop, and Garage Equ - 106	(0.00)	391,162.46	-	-	391,162.46	391,162.46
E395.00-Laboratory Equipment - 106	-	-	-	-	-	-
E396.10-Power Op Equip-Lg Mach - 106	269,454.80	235,344.62	-	-	235,344.62	504,799.42
E396.20-Power Op Equip-Other - 106	-	-	-	-	-	-
E397.20-DSM Communication Equipment - 106	175.10	243.98	-	-	243.98	419.08
	1,202,117.70	554,602.73	-	-	554,602.73	1,756,720.43

LOUISVILLE GAS & ELECTRIC COMPANY
KENTUCKY - PLANT IN SERVICE - ELECTRIC - REGULATORY ACCOUNTING
MARCH 2020

[ToC](#)

	Beginning Balance	Additions	Retirements	Transfers/ Adjustments	Net Additions	Ending Balance
Hydro						
E331.00-Structures and Improvements - 106	(0.00)	-	-	-	-	(0.00)
E332.00-Reservoirs, Dams, and Water - 106	-	162,392.07	-	-	162,392.07	162,392.07
E333.00-Water Wheels, Turbines, Gen - 106	-	-	-	-	-	-
E334.00-Accessory Electric Equipmen - 106	(0.00)	-	-	-	-	(0.00)
E335.00-Misc Power Plant Equipment - 106	70,792.88	3,697.66	-	-	3,697.66	74,490.54
	<u>70,792.88</u>	<u>166,089.73</u>	<u>-</u>	<u>-</u>	<u>166,089.73</u>	<u>236,882.61</u>
Other Production						
E341.00-Structures and Improvements - 106	750,255.33	(10,627.54)	-	-	(10,627.54)	739,627.79
E342.00-Fuel Holders, Producers, Ac - 106	0.00	-	-	-	-	0.00
E343.00-Prime Movers - 106	9,684,787.22	4,480,443.04	-	-	4,480,443.04	14,165,230.26
E344.00-Generators - 106	1,105,576.53	(4,543.97)	-	-	(4,543.97)	1,101,032.56
E345.00-Accessory Electric Equipmen - 106	332,015.18	(86,322.30)	-	-	(86,322.30)	245,692.88
E346.00-Misc Power Plant Equipment - 106	40,711.54	(11,297.80)	-	-	(11,297.80)	29,413.74
	<u>11,913,345.80</u>	<u>4,367,651.43</u>	<u>-</u>	<u>-</u>	<u>4,367,651.43</u>	<u>16,280,997.23</u>
Steam Production						
E310.20-Land - 106	-	-	-	-	-	-
E311.00-Structures and Improvements - 106	2,560,438.68	802,949.73	-	-	802,949.73	3,363,388.41
E311.01-AROP Structures and Improv - 106	-	-	-	-	-	-
E312.00-Boiler Plant Equipment - 106	402,182,737.08	35,412,273.23	-	-	35,412,273.23	437,595,010.31
E314.00-Turbogenerator Units - 106	3,496,495.79	5,759,331.24	-	-	5,759,331.24	9,255,827.03
E315.00-Accessory Electric Equipmen - 106	1,170,856.69	3,629,447.41	-	-	3,629,447.41	4,800,304.10
E316.00-Misc Power Plant Equip - 106	1,465,584.88	463,765.14	-	-	463,765.14	1,929,350.02
	<u>410,876,113.12</u>	<u>46,067,766.75</u>	<u>-</u>	<u>-</u>	<u>46,067,766.75</u>	<u>456,943,879.87</u>
Transmission						
E350.20-Land - 106	-	-	-	-	-	-
E352.10-Struct & Imp-Non Sys Contro - 106	9,903.23	30,480.72	-	-	30,480.72	40,383.95
E352.20-Struct & Imp-Sys Control/Co - 106	-	-	-	-	-	-
E353.10-Station Equipment - Non Sys - 106	26,699,705.23	(1,784,839.32)	-	-	(1,784,839.32)	24,914,865.91
E353.20-Station Equip-Sys Control - 106	-	-	-	-	-	-
E354.00-Towers and Fixtures - 106	0.00	-	-	-	-	0.00
E355.00-Poles and Fixtures - 106	3,636,818.14	4,656,693.80	-	-	4,656,693.80	8,293,511.94
E356.00-OH Conductors and Devices - 106	2,832,104.35	2,201,919.01	-	-	2,201,919.01	5,034,023.36
E357.00-Underground Conduit - 106	-	-	-	-	-	-
	<u>33,178,530.95</u>	<u>5,104,254.21</u>	<u>-</u>	<u>-</u>	<u>5,104,254.21</u>	<u>38,282,785.16</u>
Total 106 Construction Completed not Classified	<u>584,338,881.77</u>	<u>20,420,897.09</u>	<u>-</u>	<u>-</u>	<u>20,420,897.09</u>	<u>604,759,778.86</u>
Total Plant in Service - KY	<u>5,963,850,756.99</u>	<u>100,876,759.45</u>	<u>(25,165,814.30)</u>	<u>(235,802.23)</u>	<u>75,475,142.92</u>	<u>6,039,325,899.91</u>

LOUISVILLE GAS & ELECTRIC COMPANY
INDIANA - TOTAL PLANT IN SERVICE - ELECTRIC - NBV - REGULATORY ACCOUNTING
MARCH 2020

[ToC](#)

	Beginning Balance	Additions	Retirements	Transfers/ Adjustments	Net Additions	Ending Balance	Reserve	Total Plant in Service Net Book Value
Total 101 & 106 Plant in Service								
Electric Distribution								
E362.00-Station Equipment	-	-	-	-	-	-	-	-
Electric Transmission								
E350.10-Land Rights	653,945.04	-	-	-	-	653,945.04	(364,212.58)	289,732.46
E350.20-Land	408,580.32	-	-	-	-	408,580.32	-	408,580.32
E352.10-Struct & Imp-Non Sys Contro	8,907,312.97	-	-	-	-	8,907,312.97	(923,140.13)	7,984,172.84
E353.10-Station Equipment - Non Sys	18,896,579.63	7,254.24	-	(424,957.70)	(417,703.46)	18,478,876.17	(8,367,234.01)	10,111,642.16
E354.00-Towers and Fixtures	13,805,502.43	982,266.85	-	235,802.23	1,218,069.08	15,023,571.51	(6,065,847.77)	8,957,723.74
E355.00-Poles and Fixtures	13,877,671.05	-	-	-	-	13,877,671.05	(3,015,148.27)	10,862,522.78
E356.00-OH Conductors and Devices	7,882,786.20	(982,266.85)	-	-	(982,266.85)	6,900,519.35	(4,199,933.31)	2,700,586.04
	64,432,377.64	7,254.24	-	(189,155.47)	(181,901.23)	64,250,476.41	(22,935,516.07)	41,314,960.34
Total Electric - Indiana	64,432,377.64	7,254.24	-	(189,155.47)	(181,901.23)	64,250,476.41	(22,935,516.07)	41,314,960.34

LOUISVILLE GAS & ELECTRIC COMPANY
INDIANA - PLANT IN SERVICE - ELECTRIC - REGULATORY ACCOUNTING
MARCH 2020

[ToC](#)

	Beginning Balance	Additions	Retirements	Transfers/ Adjustments	Net Additions	Ending Balance
101 Plant in Service						
Electric Transmission						
E350.10-Land Rights - 101	653,945.04	-	-	-	-	653,945.04
E350.20-Land - 101	408,580.32	-	-	-	-	408,580.32
E352.10-Struct & Imp-Non Sys Contro - 101	8,907,312.97	-	-	-	-	8,907,312.97
E353.10-Station Equipment - Non Sys - 101	18,624,033.23	-	-	(424,957.70)	(424,957.70)	18,199,075.53
E354.00-Towers and Fixtures - 101	13,805,502.43	982,266.85	-	235,802.23	1,218,069.08	15,023,571.51
E355.00-Poles and Fixtures - 101	13,877,671.05	-	-	-	-	13,877,671.05
E356.00-OH Conductors and Devices - 101	6,325,709.86	-	-	-	-	6,325,709.86
	<u>62,602,754.90</u>	<u>982,266.85</u>	<u>-</u>	<u>(189,155.47)</u>	<u>793,111.38</u>	<u>63,395,866.28</u>
Total 101 Plant in Service - Electric - IN	<u>62,602,754.90</u>	<u>982,266.85</u>	<u>-</u>	<u>(189,155.47)</u>	<u>793,111.38</u>	<u>63,395,866.28</u>
106 Construction Completed Not Classified						
Electric Distribution						
E362.00-Station Equipment - 106	-	-	-	-	-	-
	<u>-</u>	<u>-</u>	<u>-</u>	<u>-</u>	<u>-</u>	<u>-</u>
Electric Transmission						
E352.10-Struct & Imp-Non Sys Contro - 106	0.00	-	-	-	-	0.00
E353.10-Station Equipment - Non Sys - 106	272,546.40	7,254.24	-	-	7,254.24	279,800.64
E354.00-Towers and Fixtures - 106	-	-	-	-	-	-
E355.00-Poles and Fixtures - 106	-	-	-	-	-	-
E356.00-OH Conductors and Devices - 106	1,557,076.34	(982,266.85)	-	-	(982,266.85)	574,809.49
	<u>1,829,622.74</u>	<u>(975,012.61)</u>	<u>-</u>	<u>-</u>	<u>(975,012.61)</u>	<u>854,610.13</u>
Total 106 Plant in Service - Electric - IN	<u>1,829,622.74</u>	<u>(975,012.61)</u>	<u>-</u>	<u>-</u>	<u>(975,012.61)</u>	<u>854,610.13</u>
Total Electric - Indiana	<u>64,432,377.64</u>	<u>7,254.24</u>	<u>-</u>	<u>(189,155.47)</u>	<u>(181,901.23)</u>	<u>64,250,476.41</u>

LOUISVILLE GAS & ELECTRIC COMPANY
TOTAL COMPANY PLANT IN SERVICE - GAS - NBV - REGULATORY ACCOUNTING
MARCH 2020

[ToC](#)

KENTUCKY & INDIANA	Beginning Balance	Additions	Retirements	Transfers/ Adjustments	Net Additions	Ending Balance	Reserve	Total Plant in Service Net Book Value
Total 101 & 106 Plant in Service								
Gas Distribution								
G374.12-Other Distribution Land	60,478.68	-	-	-	-	60,478.68	-	60,478.68
G374.13-Other Distribution Land-GLT	580,492.79	-	-	-	-	580,492.79	-	580,492.79
G374.22-Other Distribution Land Rig	74,018.23	-	-	-	-	74,018.23	(77,439.69)	(3,421.46)
G375.10-City Gate Check Station Str	519,543.44	-	-	-	-	519,543.44	(111,424.15)	408,119.29
G375.20-Other Distribution Structur	765,267.96	-	-	-	-	765,267.96	(343,957.01)	421,310.95
G376.00-Mains	385,111,716.27	4,277,997.81	-	-	4,277,997.81	389,389,714.08	(142,940,984.24)	246,448,729.84
G376.10-Mains	45,108,193.74	56.82	-	-	56.82	45,108,250.56	(5,252,272.87)	39,855,977.69
G376.20-Mains GLT	7,460,509.73	44,772.79	-	-	44,772.79	7,505,282.52	(281,240.16)	7,224,042.36
G378.00-Meas and Reg Station-Genera	28,335,485.27	1,804,203.95	(29,478.63)	-	1,774,725.32	30,110,210.59	(2,762,120.86)	27,348,089.73
G379.00-Meas & Reg Station-City Gat	13,807,542.05	(45,212.84)	(44,143.82)	-	(89,356.66)	13,718,185.39	(1,493,198.28)	12,224,987.11
G380.00-Services	217,971,613.19	1,849,189.87	(37,777.94)	-	1,811,411.93	219,783,025.12	(104,699,124.49)	115,083,900.63
G380.10-Services	172,039,625.01	18,778.01	-	-	18,778.01	172,058,403.02	(30,395,863.19)	141,662,539.83
G380.20-GLT Services	48,341,998.63	4,609,165.07	-	-	4,609,165.07	52,951,163.70	(2,369,816.50)	50,581,347.20
G381.00-Meters	64,000,157.50	(581,804.69)	(3,516.89)	-	(585,321.58)	63,414,835.92	(14,102,784.74)	49,312,051.18
G383.00-Regulators	27,488,720.70	60,952.84	-	-	60,952.84	27,549,673.54	(7,732,319.06)	19,817,354.48
G385.00-Industrial Measuring and Re	1,181,515.60	(52.86)	-	-	(52.86)	1,181,462.74	(221,413.59)	960,049.15
G387.00-Other Equipment	51,112.34	-	-	-	-	51,112.34	(30,888.95)	20,223.39
G388.05-ARO Cost Gas Dist (L/B)	-	-	-	-	-	-	-	-
G388.07-ARO Cost Gas Dist (Eqp)	16,250,857.51	-	-	-	-	16,250,857.51	(1,969,338.25)	14,281,519.26
	1,029,148,848.64	12,038,046.77	(114,917.28)	-	11,923,129.49	1,041,071,978.13	(314,784,186.03)	726,287,792.10
Gas General Plant								
G392.00-Cars and Light Trucks	87,402.64	-	-	-	-	87,402.64	(23,378.93)	64,023.71
G392.10-Heavy Trucks and Other	1,286,045.28	-	-	-	-	1,286,045.28	(656,300.58)	629,744.70
G392.20-Transportation Equip-Traile	719,020.36	-	-	-	-	719,020.36	(225,923.86)	493,096.50
G394.00-Tools, Shop, and Garage Equ	7,966,960.02	76,580.39	-	-	76,580.39	8,043,540.41	(2,970,087.60)	5,073,452.81
G395.00-Laboratory Equipment	-	-	-	-	-	-	-	-
G396.10-Power Op Equip-Larg Mach	4,362,273.63	170,238.22	(95,462.25)	-	74,775.97	4,437,049.60	(2,078,339.30)	2,358,710.30
G396.20-Power Op Equip - Other	426,114.76	-	-	-	-	426,114.76	(142,518.68)	283,596.08
G397.20-DSM Communication Equipment	-	-	-	-	-	-	-	-
	14,847,816.69	246,818.61	(95,462.25)	-	151,356.36	14,999,173.05	(6,096,548.95)	8,902,624.10
Gas Intangible Plant								
G302.00-Franchises and Consents	387.49	-	-	-	-	387.49	(316.68)	70.81
	387.49	-	-	-	-	387.49	(316.68)	70.81
Gas Storage								
G350.10-Land	250,794.93	-	-	-	-	250,794.93	-	250,794.93
G350.20-Land Rights	101,212.49	-	-	-	-	101,212.49	(71,673.31)	29,539.18
G351.20-Compressor Station Structur	10,689,889.71	(11,966.21)	-	-	(11,966.21)	10,677,923.50	(2,060,770.70)	8,617,152.80
G351.30-Measuring and Regulat Stat	33,043.05	-	-	-	-	33,043.05	(17,341.85)	15,701.20
G351.40-Other Structures	7,329,708.43	126,694.11	-	-	126,694.11	7,456,402.54	(1,234,610.88)	6,221,791.66
G352.10-Storage Leaseholds and Right	548,241.14	-	-	-	-	548,241.14	(569,589.96)	(21,348.82)
G352.20-Reservoirs	400,511.40	-	-	-	-	400,511.40	(452,027.29)	(51,515.89)
G352.30-Nonrecoverable Natural Gas	9,648,855.00	-	-	-	-	9,648,855.00	(8,439,112.34)	1,209,742.66
G352.40-Well Drilling	5,843,091.23	-	-	-	-	5,843,091.23	(1,594,635.74)	4,248,455.49
G352.50-Well Equipment ARO	-	-	-	-	-	-	-	-
G352.55-Well Equipment	15,793,544.07	275,965.47	-	-	275,965.47	16,069,509.54	(1,463,829.36)	14,605,680.18
G353.00-Lines	26,981,868.97	1,099,553.94	(2,587.55)	-	1,096,966.39	28,078,835.36	(9,913,850.70)	18,164,984.66
G354.00-Compressor Station Equipmen	65,887,948.81	807,462.03	(7,718.84)	-	799,743.19	66,687,692.00	(10,963,086.35)	55,724,605.65
G355.00-Measuring and Regulat Equip	2,738,380.60	248.43	-	-	248.43	2,738,629.03	(423,665.07)	2,314,963.96
G356.00-Purification Equipment	28,391,813.42	(403,831.68)	(7,596.23)	-	(411,427.91)	27,980,385.51	(7,214,532.97)	20,765,852.54
G357.00-Other Equipment	5,304,128.27	(292,426.80)	(42,542.23)	-	(334,969.03)	4,969,159.24	(794,331.12)	4,174,828.12
G358.05-ARO Cost Gas UG Store (L/B)	185,507.66	-	-	-	-	185,507.66	(160,145.25)	25,362.41
G358.07-ARO Cost Gas UG Store (Eqp)	6,321,102.16	-	-	-	-	6,321,102.16	(1,108,704.48)	5,212,397.68
	186,449,641.34	1,601,699.29	(60,444.85)	-	1,541,254.44	187,990,895.78	(46,481,907.37)	141,508,988.41
Gas Transmission								

[ToC](#)

LOUISVILLE GAS & ELECTRIC COMPANY
TOTAL COMPANY PLANT IN SERVICE - GAS - NBV - REGULATORY ACCOUNTING
MARCH 2020

KENTUCKY & INDIANA Total 101 & 106	Beginning Balance	Additions	Retirements	Transfers/ Adjustments	Net Additions	Ending Balance	Reserve	Total Plant in Service Net Book Value
G365.20-Rights of Way	220,659.05	-	-	-	-	220,659.05	(211,810.65)	8,848.40
G367.00-Mains	58,753,455.72	29,617.92	-	-	29,617.92	58,783,073.64	(14,116,729.14)	44,666,344.50
G372.07-ARO Cost Gas Trans (Eqp)	2,650,692.06	-	-	-	-	2,650,692.06	(455,827.11)	2,194,864.95
	61,624,806.83	29,617.92	-	-	29,617.92	61,654,424.75	(14,784,366.90)	46,870,057.85
Total Gas Plant in Service	1,292,071,500.99	13,916,182.59	(270,824.38)	-	13,645,358.21	1,305,716,859.20	(382,147,325.93)	923,569,533.27

LOUISVILLE GAS & ELECTRIC COMPANY
TOTAL - PLANT IN SERVICE - GAS - REGULATORY ACCOUNTING
MARCH 2020

[ToC](#)

	Beginning Balance	Additions	Retirements	Transfers/ Adjustments	Net Additions	Ending Balance
KENTUCKY & INDIANA						
101 Plant in Service						
Gas Distribution						
G374.12-Other Distribution Land	60,478.68	-	-	-	-	60,478.68
G374.13-Other Distribution Land-GLT	580,492.79	-	-	-	-	580,492.79
G374.22-Other Distribution Land Rig	74,018.23	-	-	-	-	74,018.23
G375.10-City Gate Check Station Str	519,543.44	-	-	-	-	519,543.44
G375.20-Other Distribution Structur	765,267.96	-	-	-	-	765,267.96
G376.00-Mains	375,833,850.06	-	-	-	-	375,833,850.06
G376.10-Mains	44,949,628.18	-	-	-	-	44,949,628.18
G376.20-Mains GLT	6,474,253.23	-	-	-	-	6,474,253.23
G378.00-Meas and Reg Station-Genera	25,867,570.88	1,568,086.36	(29,478.63)	-	1,538,607.73	27,406,178.61
G379.00-Meas & Reg Station-City Gat	12,417,511.23	1,150,919.67	(44,143.82)	-	1,106,775.85	13,524,287.08
G380.00-Services	216,175,965.81	864,440.12	(37,777.94)	-	826,662.18	217,002,627.99
G380.10-Services	172,038,040.29	-	-	-	-	172,038,040.29
G380.20-GLT Services	34,371,162.63	-	-	-	-	34,371,162.63
G381.00-Meters	58,313,689.45	1,398,591.96	(3,516.89)	-	1,395,075.07	59,708,764.52
G383.00-Regulators	27,488,720.70	-	-	-	-	27,488,720.70
G385.00-Industrial Measuring and Re	908,619.88	-	-	-	-	908,619.88
G387.00-Other Equipment	51,112.34	-	-	-	-	51,112.34
G388.05-ARO Cost Gas Dist (L/B)	-	-	-	-	-	-
G388.07-ARO Cost Gas Dist (Eqp)	16,250,857.51	-	-	-	-	16,250,857.51
	993,140,783.29	4,982,038.11	(114,917.28)	-	4,867,120.83	998,007,904.12
Gas General Plant						
G392.00-Cars and Light Trucks	87,402.64	-	-	-	-	87,402.64
G392.10-Heavy Trucks and Other	1,229,953.23	56,092.05	-	-	56,092.05	1,286,045.28
G392.20-Transportation Equip-Traile	719,020.36	-	-	-	-	719,020.36
G394.00-Tools, Shop, and Garage Equ	7,948,445.32	95,095.09	-	-	95,095.09	8,043,540.41
G395.00-Laboratory Equipment	-	-	-	-	-	-
G396.10-Power Op Equip-Lg Mach	4,258,769.03	103,504.60	(95,462.25)	-	8,042.35	4,266,811.38
G396.20-Power Op Equip - Other	426,114.76	-	-	-	-	426,114.76
G397.20-DSM Communication Equipment	-	-	-	-	-	-
	14,669,705.34	254,691.74	(95,462.25)	-	159,229.49	14,828,934.83
Gas Intangible Plant						
G302.00-Franchises and Consents	387.49	-	-	-	-	387.49
	387.49	-	-	-	-	387.49

LOUISVILLE GAS & ELECTRIC COMPANY
TOTAL - PLANT IN SERVICE - GAS - REGULATORY ACCOUNTING
MARCH 2020

[ToC](#)

	Beginning Balance	Additions	Retirements	Transfers/ Adjustments	Net Additions	Ending Balance
KENTUCKY & INDIANA						
Gas Storage						
G350.10-Land	250,794.93	-	-	-	-	250,794.93
G350.20-Land Rights	101,212.49	-	-	-	-	101,212.49
G351.20-Compressor Station Structur	10,278,194.98	-	-	-	-	10,278,194.98
G351.30-Measuring and Regulat Stat	33,043.05	-	-	-	-	33,043.05
G351.40-Other Structures	7,233,681.29	222,721.25	-	-	222,721.25	7,456,402.54
G352.10-Storage Leaseholds and Righ	548,241.14	-	-	-	-	548,241.14
G352.20-Reservoirs	400,511.40	-	-	-	-	400,511.40
G352.30-Nonrecoverable Natural Gas	9,648,855.00	-	-	-	-	9,648,855.00
G352.40-Well Drilling	5,843,091.23	-	-	-	-	5,843,091.23
G352.50-Well Equipment ARO	-	-	-	-	-	-
G352.55-Well Equipment	13,689,010.89	-	-	-	-	13,689,010.89
G353.00-Lines	25,851,121.22	1,318,449.99	(2,587.55)	-	1,315,862.44	27,166,983.66
G354.00-Compressor Station Equipmen	60,398,991.15	696,089.08	(7,718.84)	-	688,370.24	61,087,361.39
G355.00-Measuring and Regulat Equip	2,473,256.78	11,696.21	-	-	11,696.21	2,484,952.99
G356.00-Purification Equipment	25,955,226.25	1,563,382.91	(7,596.23)	-	1,555,786.68	27,511,012.93
G357.00-Other Equipment	4,937,434.74	74,266.73	(42,542.23)	-	31,724.50	4,969,159.24
G358.05-ARO Cost Gas UG Store (L/B)	185,507.66	-	-	-	-	185,507.66
G358.07-ARO Cost Gas UG Store (Eqp)	6,321,102.16	-	-	-	-	6,321,102.16
	174,149,276.36	3,886,606.17	(60,444.85)	-	3,826,161.32	177,975,437.68
Gas Transmission						
G365.20-Rights of Way	220,659.05	-	-	-	-	220,659.05
G367.00-Mains	55,544,383.49	-	-	-	-	55,544,383.49
G372.07-ARO Cost Gas Trans (Eqp)	2,650,692.06	-	-	-	-	2,650,692.06
	58,415,734.60	-	-	-	-	58,415,734.60
Total 101 Plant in Service - Gas	1,240,375,887.08	9,123,336.02	(270,824.38)	-	8,852,511.64	1,249,228,398.72

LOUISVILLE GAS & ELECTRIC COMPANY
TOTAL - PLANT IN SERVICE - GAS - REGULATORY ACCOUNTING
MARCH 2020

[ToC](#)

	Beginning Balance	Additions	Retirements	Transfers/ Adjustments	Net Additions	Ending Balance
KENTUCKY & INDIANA						
106 Construction Completed not Classified						
Gas Distribution						
G375.10-City Gate Check Station Str	-	-	-	-	-	-
G375.20-Oth Dist Structur	-	-	-	-	-	-
G376.00-Mains	9,277,866.21	4,277,997.81	-	-	4,277,997.81	13,555,864.02
G376.10-Mains	158,565.56	56.82	-	-	56.82	158,622.38
G376.20-Mains GLT	986,256.50	44,772.79	-	-	44,772.79	1,031,029.29
G378.00-Meas and Reg Station-Genera	2,467,914.39	236,117.59	-	-	236,117.59	2,704,031.98
G379.00-Meas & Reg Station-City Gat	1,390,030.82	(1,196,132.51)	-	-	(1,196,132.51)	193,898.31
G380.00-Services	1,795,647.38	984,749.75	-	-	984,749.75	2,780,397.13
G380.10-Services	1,584.72	18,778.01	-	-	18,778.01	20,362.73
G380.10-GLT Services	13,970,836.00	4,609,165.07	-	-	4,609,165.07	18,580,001.07
G381.00-Meters	5,686,468.05	(1,980,396.65)	-	-	(1,980,396.65)	3,706,071.40
G383.00-Regulators	-	60,952.84	-	-	60,952.84	60,952.84
G385.00-Industrial Measuring and Re	272,895.72	(52.86)	-	-	(52.86)	272,842.86
G387.00-Other Equipment	-	-	-	-	-	-
	36,008,065.35	7,056,008.66	-	-	7,056,008.66	43,064,074.01
Gas General Plant						
G392.10-Heavy Trucks and Other	56,092.05	(56,092.05)	-	-	(56,092.05)	-
G392.20-Transportation Equip-Traile	-	-	-	-	-	-
G394.00-Tools, Shop, and Garage Equ	18,514.70	(18,514.70)	-	-	(18,514.70)	-
G395.00-Laboratory Equipment	-	-	-	-	-	-
G396.10-Power Op Equip-Hourly Rated	103,504.60	66,733.62	-	-	66,733.62	170,238.22
G396.20-Power Op Equip - Other	-	-	-	-	-	-
G397.20-DSM Communication Equipment	-	-	-	-	-	-
	178,111.35	(7,873.13)	-	-	(7,873.13)	170,238.22
Gas Storage						
G351.20-Compressor Station Structur	411,694.73	(11,966.21)	-	-	(11,966.21)	399,728.52
G351.30-Compressor Station Structur	-	-	-	-	-	-
G351.40-Other Structures	96,027.14	(96,027.14)	-	-	(96,027.14)	-
G352.40-Well Drilling	-	-	-	-	-	-
G352.50-Well Equipment ARO	-	-	-	-	-	-
G352.55-Well Equipment	2,104,533.18	275,965.47	-	-	275,965.47	2,380,498.65
G353.00-Lines	1,130,747.75	(218,896.05)	-	-	(218,896.05)	911,851.70
G354.00-Compressor Station Equipmen	5,488,957.66	111,372.95	-	-	111,372.95	5,600,330.61
G355.00-Measuring and Regulat Equip	265,123.82	(11,447.78)	-	-	(11,447.78)	253,676.04
G356.00-Purification Equipment	2,436,587.17	(1,967,214.59)	-	-	(1,967,214.59)	469,372.58
G357.00-Other Equipment	366,693.53	(366,693.53)	-	-	(366,693.53)	-
	12,300,364.98	(2,284,906.88)	-	-	(2,284,906.88)	10,015,458.10
Gas Transmission						
G367.00-Mains	3,209,072.23	29,617.92	-	-	29,617.92	3,238,690.15
	3,209,072.23	29,617.92	-	-	29,617.92	3,238,690.15

[ToC](#)

LOUISVILLE GAS & ELECTRIC COMPANY
 TOTAL - PLANT IN SERVICE - GAS - REGULATORY ACCOUNTING
 MARCH 2020

	<u>Beginning Balance</u>	<u>Additions</u>	<u>Retirements</u>	<u>Transfers/ Adjustments</u>	<u>Net Additions</u>	<u>Ending Balance</u>
KENTUCKY & INDIANA						
Total 106 Const Completed not Classified - Gas	<u>51,695,613.91</u>	<u>4,792,846.57</u>	<u>-</u>	<u>-</u>	<u>4,792,846.57</u>	<u>56,488,460.48</u>
Total Plant in Service - Gas	<u>1,292,071,500.99</u>	<u>13,916,182.59</u>	<u>(270,824.38)</u>	<u>-</u>	<u>13,645,358.21</u>	<u>1,305,716,859.20</u>

[ToC](#)

LOUISVILLE GAS & ELECTRIC COMPANY
KENTUCKY - TOTAL PLANT IN SERVICE - GAS - NBV - REGULATORY ACCOUNTING
MARCH 2020

	Beginning Balance	Additions	Retirements	Transfers/ Adjustments	Net Additions	Ending Balance	Reserve	Total Plant in Service Net Book Value
Total 101 & 106 Plant in Service								
Gas Distribution								
G374.12-Other Distribution Land	60,478.68	-	-	-	-	60,478.68	-	60,478.68
G374.13-Other Distribution Land-GLT	580,492.79	-	-	-	-	580,492.79	-	580,492.79
G374.22-Other Distribution Land Rig	74,018.23	-	-	-	-	74,018.23	(77,439.69)	(3,421.46)
G375.10-City Gate Check Station Str	519,543.44	-	-	-	-	519,543.44	(111,424.15)	408,119.29
G375.20-Other Distribution Structur	765,267.96	-	-	-	-	765,267.96	(343,957.01)	421,310.95
G376.00-Mains	385,111,716.27	4,277,997.81	-	-	4,277,997.81	389,389,714.08	(142,940,984.24)	246,448,729.84
G376.10-Mains	45,108,193.74	56.82	-	-	56.82	45,108,250.56	(5,252,272.87)	39,855,977.69
G376.20-Mains GLT	7,460,509.73	44,772.79	-	-	44,772.79	7,505,282.52	(281,240.16)	7,224,042.36
G378.00-Meas and Reg Station-Genera	28,335,485.27	1,804,203.95	(29,478.63)	-	1,774,725.32	30,110,210.59	(2,762,120.86)	27,348,089.73
G379.00-Meas & Reg Station-City Gat	13,807,542.05	(45,212.84)	(44,143.82)	-	(89,356.66)	13,718,185.39	(1,493,198.28)	12,224,987.11
G380.00-Services	217,971,613.19	1,849,189.87	(37,777.94)	-	1,811,411.93	219,783,025.12	(104,699,124.49)	115,083,900.63
G380.10-Services	172,039,625.01	18,778.01	-	-	18,778.01	172,058,403.02	(30,395,863.19)	141,662,539.83
G380.20-GLT Services	48,341,998.63	4,609,165.07	-	-	4,609,165.07	52,951,163.70	(2,369,816.50)	50,581,347.20
G381.00-Meters	64,000,157.50	(581,804.69)	(3,516.89)	-	(585,321.58)	63,414,835.92	(14,102,784.74)	49,312,051.18
G383.00-Regulators	27,488,720.70	60,952.84	-	-	60,952.84	27,549,673.54	(7,732,319.06)	19,817,354.48
G385.00-Industrial Measuring and Re	1,181,515.60	(52.86)	-	-	(52.86)	1,181,462.74	(221,413.59)	960,049.15
G387.00-Other Equipment	51,112.34	-	-	-	-	51,112.34	(30,888.95)	20,223.39
G388.05-ARO Cost Gas Dist (L/B)	-	-	-	-	-	-	-	-
G388.07-ARO Cost Gas Dist (Eqp)	16,250,857.51	-	-	-	-	16,250,857.51	(1,969,338.25)	14,281,519.26
	1,029,148,848.64	12,038,046.77	(114,917.28)	-	11,923,129.49	1,041,071,978.13	(314,784,186.03)	726,287,792.10
Gas General Plant								
G392.00-Cars and Light Trucks	87,402.64	-	-	-	-	87,402.64	(23,378.93)	64,023.71
G392.10-Heavy Trucks and Other	1,286,045.28	-	-	-	-	1,286,045.28	(656,300.58)	629,744.70
G392.20-Transportation Equip-Traile	719,020.36	-	-	-	-	719,020.36	(225,923.86)	493,096.50
G394.00-Tools, Shop, and Garage Equ	7,966,960.02	76,580.39	-	-	76,580.39	8,043,540.41	(2,970,087.60)	5,073,452.81
G395.00-Laboratory Equipment	-	-	-	-	-	-	-	-
G396.10-Power Op Equip-Lg Mach	4,362,273.63	170,238.22	(95,462.25)	-	74,775.97	4,437,049.60	(2,078,339.30)	2,358,710.30
G396.20-Power Op Equip - Other	426,114.76	-	-	-	-	426,114.76	(142,518.68)	283,596.08
G397.20-DSM Communication Equipment	-	-	-	-	-	-	-	-
	14,847,816.69	246,818.61	(95,462.25)	-	15,135,66.05	14,999,173.05	(6,096,548.95)	8,902,624.10
Gas Intangible Plant								
G302.00-Franchises and Consents	387.49	-	-	-	-	387.49	(316.68)	70.81
	387.49	-	-	-	-	387.49	(316.68)	70.81

[ToC](#)

LOUISVILLE GAS & ELECTRIC COMPANY
KENTUCKY - TOTAL PLANT IN SERVICE - GAS - NBV - REGULATORY ACCOUNTING
MARCH 2020

	Beginning Balance	Additions	Retirements	Transfers/ Adjustments	Net Additions	Ending Balance	Reserve	Total Plant in Service Net Book Value
Total 101 & 106								
Gas Storage								
G350.10-Land	247,431.43	-	-	-	-	247,431.43	-	247,431.43
G350.20-Land Rights	101,212.49	-	-	-	-	101,212.49	(71,673.31)	29,539.18
G351.20-Compressor Station Structur	10,689,889.71	(11,966.21)	-	-	(11,966.21)	10,677,923.50	(2,060,770.70)	8,617,152.80
G351.30-Measuring and Regulat Stat	33,043.05	-	-	-	-	33,043.05	(17,341.85)	15,701.20
G351.40-Other Structures	5,644,551.44	126,694.11	-	-	126,694.11	5,771,245.55	(974,925.58)	4,796,319.97
G352.10-Storage Leaseholds and Righ	548,241.14	-	-	-	-	548,241.14	(569,589.96)	(21,348.82)
G352.20-Reservoirs	400,511.40	-	-	-	-	400,511.40	(452,027.29)	(51,515.89)
G352.30-Nonrecoverable Natural Gas	9,648,855.00	-	-	-	-	9,648,855.00	(8,439,112.34)	1,209,742.66
G352.40-Well Drilling	3,471,734.42	-	-	-	-	3,471,734.42	(1,221,172.37)	2,250,562.05
G352.50-Well Equipment ARO	-	-	-	-	-	-	-	-
G352.55-Well Equipment	12,983,160.28	275,965.47	-	-	275,965.47	13,259,125.75	(1,062,921.95)	12,196,203.80
G353.00-Lines	21,283,450.25	483,615.16	(1,604.67)	-	482,010.49	21,765,460.74	(8,802,055.70)	12,963,405.04
G354.00-Compressor Station Equipmen	65,887,948.81	807,462.03	(7,718.84)	-	799,743.19	66,687,692.00	(10,963,086.35)	55,724,605.65
G355.00-Measuring and Regulat Equip	2,738,380.60	248.43	-	-	248.43	2,738,629.03	(423,665.07)	2,314,963.96
G356.00-Purification Equipment	28,391,813.42	(403,831.68)	(7,596.23)	-	(411,427.91)	27,980,385.51	(7,214,532.97)	20,765,852.54
G357.00-Other Equipment	3,123,688.24	(366,693.53)	-	-	(366,693.53)	2,756,994.71	(587,701.68)	2,169,293.03
G358.05-ARO Cost Gas UG Store (L/B)	185,507.66	-	-	-	-	185,507.66	(160,145.25)	25,362.41
G358.07-ARO Cost Gas UG Store (Eqp)	6,321,102.16	-	-	-	-	6,321,102.16	(1,108,704.48)	5,212,397.68
	171,700,521.50	911,493.78	(16,919.74)	-	894,574.04	172,595,095.54	(44,129,426.85)	128,465,668.69
Gas Transmission								
G365.20-Rights of Way	220,659.05	-	-	-	-	220,659.05	(211,810.65)	8,848.40
G367.00-Mains	58,753,455.72	29,617.92	-	-	29,617.92	58,783,073.64	(14,116,729.14)	44,666,344.50
G372.07-ARO Cost Gas Trans (Eqp)	2,650,692.06	-	-	-	-	2,650,692.06	(455,827.11)	2,194,864.95
	61,624,806.83	29,617.92	-	-	29,617.92	61,654,424.75	(14,784,366.90)	46,870,057.85
Total Gas Plant in Service - KY	<u>1,277,322,381.15</u>	<u>13,225,977.08</u>	<u>(227,299.27)</u>	<u>-</u>	<u>12,998,677.81</u>	<u>1,290,321,058.96</u>	<u>(379,794,845.41)</u>	<u>910,526,213.55</u>

LOUISVILLE GAS & ELECTRIC COMPANY
KENTUCKY - PLANT IN SERVICE - GAS - REGULATORY ACCOUNTING
MARCH 2020

[ToC](#)

	Beginning Balance	Additions	Retirements	Transfers/ Adjustments	Net Additions	Ending Balance
101 Plant in Service						
Gas Distribution						
G374.12-Other Distribution Land - 101	60,478.68	-	-	-	-	60,478.68
G374.13-Other Distribution Land-GLT - 101	580,492.79	-	-	-	-	580,492.79
G374.22-Other Distribution Land Rig - 101	74,018.23	-	-	-	-	74,018.23
G375.10-City Gate Check Station Str - 101	519,543.44	-	-	-	-	519,543.44
G375.20-Other Distribution Structur - 101	765,267.96	-	-	-	-	765,267.96
G376.00-Mains Distribution - 101	375,833,850.06	-	-	-	-	375,833,850.06
G376.10-Mains Distribution - 101	44,949,628.18	-	-	-	-	44,949,628.18
G376.20-GLT Mains - 101	6,474,253.23	-	-	-	-	6,474,253.23
G378.00-Meas and Reg Station-Genera - 101	25,867,570.88	1,568,086.36	(29,478.63)	-	1,538,607.73	27,406,178.61
G379.00-Meas & Reg Station-City Gat - 101	12,417,511.23	1,150,919.67	(44,143.82)	-	1,106,775.85	13,524,287.08
G380.00-Services - 101	216,175,965.81	864,440.12	(37,777.94)	-	826,662.18	217,002,627.99
G380.10-Services - 101	172,038,040.29	-	-	-	-	172,038,040.29
G380.20-GLT Services - 101	34,371,162.63	-	-	-	-	34,371,162.63
G381.00-Meters - 101	58,313,689.45	1,398,591.96	(3,516.89)	-	1,395,075.07	59,708,764.52
G383.00-Regulators - 101	27,488,720.70	-	-	-	-	27,488,720.70
G385.00-Industrial Measuring and Re - 101	908,619.88	-	-	-	-	908,619.88
G387.00-Other Equipment - 101	51,112.34	-	-	-	-	51,112.34
G388.05-ARO Cost Gas Dist (L/B) - 101	-	-	-	-	-	-
G388.07-ARO Cost Gas Dist (Eqp) - 101	16,250,857.51	-	-	-	-	16,250,857.51
	993,140,783.29	4,982,038.11	(114,917.28)	-	4,867,120.83	998,007,904.12
Gas General Plant						
G392.00-Cars and Light Trucks - 101	87,402.64	-	-	-	-	87,402.64
G392.10-Heavy Trucks and Other - 101	1,229,953.23	56,092.05	-	-	56,092.05	1,286,045.28
G392.20-Transportation Equip-Traile - 101	719,020.36	-	-	-	-	719,020.36
G394.00-Tools, Shop, and Garage Equ - 101	7,948,445.32	95,095.09	-	-	95,095.09	8,043,540.41
G395.00-Laboratory Equipment - 101	-	-	-	-	-	-
G396.10-Power Op Equip-Lg Mach - 101	4,258,769.03	103,504.60	(95,462.25)	-	8,042.35	4,266,811.38
G396.20-Power Op Equip - Other - 101	426,114.76	-	-	-	-	426,114.76
G397.20-DSM Communication Equipment - 106	-	-	-	-	-	-
	14,669,705.34	254,691.74	(95,462.25)	-	159,229.49	14,828,934.83
Gas Intangible Plant						
G302.00-Franchises and Consents - 101	387.49	-	-	-	-	387.49
	387.49	-	-	-	-	387.49

[ToC](#)

LOUISVILLE GAS & ELECTRIC COMPANY
KENTUCKY - PLANT IN SERVICE - GAS - REGULATORY ACCOUNTING
MARCH 2020

	Beginning Balance	Additions	Retirements	Transfers/ Adjustments	Net Additions	Ending Balance
Gas Storage						
G350.10-Land - 101	247,431.43	-	-	-	-	247,431.43
G350.20-Land Rights - 101	101,212.49	-	-	-	-	101,212.49
G351.20-Compressor Station Structur - 101	10,278,194.98	-	-	-	-	10,278,194.98
G351.30-Measuring and Regulat Stat - 101	33,043.05	-	-	-	-	33,043.05
G351.40-Other Structures - 101	5,548,524.30	222,721.25	-	-	222,721.25	5,771,245.55
G352.10-Storage Leaseholds and Righ - 101	548,241.14	-	-	-	-	548,241.14
G352.20-Reservoirs - 101	400,511.40	-	-	-	-	400,511.40
G352.30-Nonrecoverable Natural Gas - 101	9,648,855.00	-	-	-	-	9,648,855.00
G352.40-Well Drilling - 101	3,471,734.42	-	-	-	-	3,471,734.42
G352.50-Well Equipment ARO - 101	-	-	-	-	-	-
G352.55-Well Equipment - 101	10,878,627.10	-	-	-	-	10,878,627.10
G353.00-Lines - 101	20,152,702.50	702,511.21	(1,604.67)	-	700,906.54	20,853,609.04
G354.00-Compressor Station Equipmen - 101	60,398,991.15	696,089.08	(7,718.84)	-	688,370.24	61,087,361.39
G355.00-Measuring and Regulat Equip - 101	2,473,256.78	11,696.21	-	-	11,696.21	2,484,952.99
G356.00-Purification Equipment - 101	25,955,226.25	1,563,382.91	(7,596.23)	-	1,555,786.68	27,511,012.93
G357.00-Other Equipment - 101	2,756,994.71	-	-	-	-	2,756,994.71
G358.05-ARO Cost Gas UG Store (L/B) - 101	185,507.66	-	-	-	-	185,507.66
G358.07-ARO Cost Gas UG Store (Eqp) - 101	6,321,102.16	-	-	-	-	6,321,102.16
	159,400,156.52	3,196,400.66	(16,919.74)	-	3,179,480.92	162,579,637.44
Gas Transmission						
G365.20-Rights of Way - 101	220,659.05	-	-	-	-	220,659.05
G367.00-Mains Transmission - 101	55,544,383.49	-	-	-	-	55,544,383.49
G372.07-ARO Cost Gas Trans (Eqp) - 101	2,650,692.06	-	-	-	-	2,650,692.06
	58,415,734.60	-	-	-	-	58,415,734.60
Total 101 Plant in Service - Gas - KY	1,225,626,767.24	8,433,130.51	(227,299.27)	-	8,205,831.24	1,233,832,598.48

[ToC](#)

LOUISVILLE GAS & ELECTRIC COMPANY
KENTUCKY - PLANT IN SERVICE - GAS - REGULATORY ACCOUNTING
MARCH 2020

	Beginning Balance	Additions	Retirements	Transfers/ Adjustments	Net Additions	Ending Balance
106 Construction Completed not Classified						
Gas Distribution						
G375.10-City Gate Check Station Str - 106	-	-	-	-	-	-
G375.20-Other Distribution Structur - 106	-	-	-	-	-	-
G376.00-Mains Distribution - 106	9,277,866.21	4,277,997.81	-	-	4,277,997.81	13,555,864.02
G376.10-Mains Distribution - 106	158,565.56	56.82	-	-	56.82	158,622.38
G376.20-GLT Mains - 106	986,256.50	44,772.79	-	-	44,772.79	1,031,029.29
G378.00-Meas and Reg Station-Genera - 106	2,467,914.39	236,117.59	-	-	236,117.59	2,704,031.98
G379.00-Meas & Reg Station-City Gat - 106	1,390,030.82	(1,196,132.51)	-	-	(1,196,132.51)	193,898.31
G380.00-Services - 106	1,795,647.38	984,749.75	-	-	984,749.75	2,780,397.13
G380.10-Services - 106	1,584.72	18,778.01	-	-	18,778.01	20,362.73
G380.20-GLT Services - 106	13,970,836.00	4,609,165.07	-	-	4,609,165.07	18,580,001.07
G381.00-Meters - 106	5,686,468.05	(1,980,396.65)	-	-	(1,980,396.65)	3,706,071.40
G383.00-Regulators - 106	-	60,952.84	-	-	60,952.84	60,952.84
G385.00-Industrial Measuring and Re - 106	272,895.72	(52.86)	-	-	(52.86)	272,842.86
G387.00-Other Equipment - 106	-	-	-	-	-	-
	<u>36,008,065.35</u>	<u>7,056,008.66</u>	<u>-</u>	<u>-</u>	<u>7,056,008.66</u>	<u>43,064,074.01</u>
Gas General Plant						
G392.10-Heavy Trucks and Other - 106	56,092.05	(56,092.05)	-	-	(56,092.05)	-
G392.20-Transportation Equip-Traile - 106	-	-	-	-	-	-
G394.00-Tools, Shop, and Garage Equ - 106	18,514.70	(18,514.70)	-	-	(18,514.70)	-
G395.00-Laboratory Equipment - 106	-	-	-	-	-	-
G396.10-Power Op Equip-Lg Mach - 106	103,504.60	66,733.62	-	-	66,733.62	170,238.22
G396.20-Power Op Equip - Other - 106	-	-	-	-	-	-
G397.20-DSM Communication Equipment - 106	-	-	-	-	-	-
	<u>178,111.35</u>	<u>(7,873.13)</u>	<u>-</u>	<u>-</u>	<u>(7,873.13)</u>	<u>170,238.22</u>
Gas Storage						
G351.20-Compressor Station Structur - 106	411,694.73	(11,966.21)	-	-	(11,966.21)	399,728.52
G351.30-Measuring and Regulat Stat - 106	-	-	-	-	-	-
G351.40-Other Structures - 106	96,027.14	(96,027.14)	-	-	(96,027.14)	-
G352.40-Well Drilling - 106	-	-	-	-	-	-
G352.50-Well Equipment ARO - 106	-	-	-	-	-	-
G352.55-Well Equipment - 106	2,104,533.18	275,965.47	-	-	275,965.47	2,380,498.65
G353.00-Lines - 106	1,130,747.75	(218,896.05)	-	-	(218,896.05)	911,851.70
G354.00-Compressor Station Equipmen - 106	5,488,957.66	111,372.95	-	-	111,372.95	5,600,330.61
G355.00-Measuring and Regulat Equip - 106	265,123.82	(11,447.78)	-	-	(11,447.78)	253,676.04
G356.00-Purification Equipment - 106	2,436,587.17	(1,967,214.59)	-	-	(1,967,214.59)	469,372.58
G357.00-Other Equipment - 106	366,693.53	(366,693.53)	-	-	(366,693.53)	-
	<u>12,300,364.98</u>	<u>(2,284,906.88)</u>	<u>-</u>	<u>-</u>	<u>(2,284,906.88)</u>	<u>10,015,458.10</u>
Gas Transmission						
G367.00-Mains Transmission - 106	3,209,072.23	29,617.92	-	-	29,617.92	3,238,690.15
	<u>3,209,072.23</u>	<u>29,617.92</u>	<u>-</u>	<u>-</u>	<u>29,617.92</u>	<u>3,238,690.15</u>
Total 106 Const Completed not Classified - Gas - KY	<u>51,695,613.91</u>	<u>4,792,846.57</u>	<u>-</u>	<u>-</u>	<u>4,792,846.57</u>	<u>56,488,460.48</u>

[ToC](#)

LOUISVILLE GAS & ELECTRIC COMPANY
 KENTUCKY - PLANT IN SERVICE - GAS - REGULATORY ACCOUNTING
 MARCH 2020

	<u>Beginning Balance</u>	<u>Additions</u>	<u>Retirements</u>	<u>Transfers/ Adjustments</u>	<u>Net Additions</u>	<u>Ending Balance</u>
Total Plant in Service - Gas - KY	<u>1,277,322,381.15</u>	<u>13,225,977.08</u>	<u>(227,299.27)</u>	<u>-</u>	<u>12,998,677.81</u>	<u>1,290,321,058.96</u>

[ToC](#)

LOUISVILLE GAS & ELECTRIC COMPANY
INDIANA - TOTAL PLANT IN SERVICE - GAS - NBV - REGULATORY ACCOUNTING
MARCH 2020

	Beginning Balance	Additions	Retirements	Transfers/ Adjustments	Net Additions	Ending Balance	Reserve	Total Plant in Service Net Book Value
Total 101 & 106 Plant in Service								
Gas Storage								
G350.10-Land	3,363.50	-	-	-	-	3,363.50	-	3,363.50
G351.40-Other Structures	1,685,156.99	-	-	-	-	1,685,156.99	(259,685.30)	1,425,471.69
G352.40-Well Drilling	2,371,356.81	-	-	-	-	2,371,356.81	(373,463.37)	1,997,893.44
G352.50-Well Equipment-aro	-	-	-	-	-	-	-	-
G352.55-Well Equipment	2,810,383.79	-	-	-	-	2,810,383.79	(400,907.41)	2,409,476.38
G353.00-Lines	5,698,418.72	615,938.78	(982.88)	-	614,955.90	6,313,374.62	(1,111,795.00)	5,201,579.62
G354.00-Compressor Station Equip	-	-	-	-	-	-	-	-
G357.00-Other Equipment	2,180,440.03	74,266.73	(42,542.23)	-	31,724.50	2,212,164.53	(206,629.44)	2,005,535.09
	14,749,119.84	690,205.51	(43,525.11)	-	646,680.40	15,395,800.24	(2,352,480.52)	13,043,319.72
Total Gas - Indiana	14,749,119.84	690,205.51	(43,525.11)	-	646,680.40	15,395,800.24	(2,352,480.52)	13,043,319.72

LOUISVILLE GAS & ELECTRIC COMPANY
INDIANA - PLANT IN SERVICE - GAS - REGULATORY ACCOUNTING
MARCH 2020

	Beginning Balance	Additions	Retirements	Transfers/ Adjustments	Net Additions	Ending Balance
101 Plant In Service						
Gas Storage						
G350.10-Land - 101	3,363.50	-	-	-	-	3,363.50
G351.40-Other Structures - 101	1,685,156.99	-	-	-	-	1,685,156.99
G352.40-Well Drilling - 101	2,371,356.81	-	-	-	-	2,371,356.81
G352.50-Well Equipment ARO - 101	-	-	-	-	-	-
G352.55-Well Equipment - 101	2,810,383.79	-	-	-	-	2,810,383.79
G353.00-Lines - 101	5,698,418.72	615,938.78	(982.88)	-	614,955.90	6,313,374.62
G354.00-Compressor Station Equipmen - 101	-	-	-	-	-	-
G357.00-Other Equipment - 101	2,180,440.03	74,266.73	(42,542.23)	-	31,724.50	2,212,164.53
	<u>14,749,119.84</u>	<u>690,205.51</u>	<u>(43,525.11)</u>	<u>-</u>	<u>646,680.40</u>	<u>15,395,800.24</u>
Total 101 Gas - Indiana	<u>14,749,119.84</u>	<u>690,205.51</u>	<u>(43,525.11)</u>	<u>-</u>	<u>646,680.40</u>	<u>15,395,800.24</u>
106 Construction Completed not Classified						
Gas Storage						
G351.40-Other Structures - 106	-	-	-	-	-	-
G352.40-Well Drilling - 106	-	-	-	-	-	-
G352.50-Well Equipment ARO - 106	-	-	-	-	-	-
G352.55-Well Equipment - 106	-	-	-	-	-	-
G353.00-Lines - 106	-	-	-	-	-	-
G354.00-Compressor Station Equipmen - 106	-	-	-	-	-	-
G357.00-Other Equipment - 106	-	-	-	-	-	-
Total 106 Gas - Indiana	<u>-</u>	<u>-</u>	<u>-</u>	<u>-</u>	<u>-</u>	<u>-</u>
Total Plant in Service - Gas - IN	<u>14,749,119.84</u>	<u>690,205.51</u>	<u>(43,525.11)</u>	<u>-</u>	<u>646,680.40</u>	<u>15,395,800.24</u>

[ToC](#)

LOUISVILLE GAS & ELECTRIC COMPANY
 KENTUCKY - GAS STORED NONRECOVERABLE - GAS - REGULATORY ACCOUNTING
 MARCH 2020

117 Gas Stored Nonrecoverable
 G117.00-Gas Stored UG Non-Current

Beginning Balance	Additions	Retirements	Transfers/ Adjustments	Net Additions	Ending Balance
1,882,661.68	-	-	-	-	1,882,661.68
<u>1,882,661.68</u>	<u>-</u>	<u>-</u>	<u>-</u>	<u>-</u>	<u>1,882,661.68</u>

[ToC](#)

LOUISVILLE GAS & ELECTRIC COMPANY
 INDIANA - GAS STORED NONRECOVERABLE - GAS - REGULATORY ACCOUNTING
 MARCH 2020

117 Gas Stored Nonrecoverable
 G117.00-Gas Stored UG Non-Current

Beginning Balance	Additions	Retirements	Transfers/ Adjustments	Net Additions	Ending Balance
257,328.32	-	-	-	-	257,328.32
<u>257,328.32</u>	<u>-</u>	<u>-</u>	<u>-</u>	<u>-</u>	<u>257,328.32</u>

[ToC](#)

**LOUISVILLE GAS & ELECTRIC COMPANY
PROPERTY UNDER CAPITAL LEASES - REGULATORY ACCOUNTING
MARCH 2020**

101101 Capital Leased Property
E311.10-Capital Leased Property

Beginning Balance	Additions	Retirements	Transfers/ Adjustments	Net Additions	Ending Balance
-	-	-	-	-	-
-	-	-	-	-	-

LOUISVILLE GAS & ELECTRIC COMPANY
 PLANT HELD FOR FUTURE USE - REGULATORY ACCOUNTING
 MARCH 2020

[ToC](#)

	Beginning Balance	Additions	Retirements	Transfers/ Adjustments	Net Additions	Ending Balance
105001 - Plant Held for Future Use						
Distribution						
E360.25- Land Held for Future Use	2,377,982.99	-	-	-	-	2,377,982.99
E362.05-Station Equip-For Future Us	11,748.71	-	-	-	-	11,748.71
	<u>2,389,731.70</u>	<u>-</u>	<u>-</u>	<u>-</u>	<u>-</u>	<u>2,389,731.70</u>
Electric Other Production						
E340.20-Land Future Use	211,409.50					211,409.50
	<u>211,409.50</u>	<u>-</u>	<u>-</u>	<u>-</u>	<u>-</u>	<u>211,409.50</u>
Steam Production						
E310.27-Land Future Use	-	-	-	-	-	-
E311.00-Structures and Improvements	-	-	-	-	-	-
E311.05-Struc and Improv Future Use	-	-	-	-	-	-
E312.00-Boiler Plant Equipment	-	-	-	-	-	-
E314.00-Turbogenerator Units	-	-	-	-	-	-
E315.00-Accessory Electric Equip	-	-	-	-	-	-
	<u>-</u>	<u>-</u>	<u>-</u>	<u>-</u>	<u>-</u>	<u>-</u>
105002 - Plant Held for Future Use						
Distribution						
E360.10-Land Rights	519,009.11	-	-	-	-	519,009.11
	<u>519,009.11</u>	<u>-</u>	<u>-</u>	<u>-</u>	<u>-</u>	<u>519,009.11</u>
Total Plant Held for Future Use	<u><u>3,120,150.31</u></u>	<u><u>-</u></u>	<u><u>-</u></u>	<u><u>-</u></u>	<u><u>-</u></u>	<u><u>3,120,150.31</u></u>

[ToC](#)

LOUISVILLE GAS & ELECTRIC COMPANY
 NON UTILITY PROPERTY - REGULATORY ACCOUNTING
 MARCH 2020

	<u>Beginning Balance</u>	<u>Additions</u>	<u>Retirements</u>	<u>Transfers/ Adjustments</u>	<u>Net Additions</u>	<u>Ending Balance</u>
121 Non Utility Property						
C121.01-Nonutility Prop - Coal Land	690.05	-	-	-	-	690.05
C121.02-Nonutility-Coal Mineral Rts	63,110.43	-	-	-	-	63,110.43
C121.03-Nonutility-Coal Rts of Way	249.93	-	-	-	-	249.93
C121.04-Nonutility Prop - Misc Land	615,524.09	-	-	-	-	615,524.09
C121.92-Nonutility Cars & Trucks	-	-	-	-	-	-
	<u>679,574.50</u>	<u>-</u>	<u>-</u>	<u>-</u>	<u>-</u>	<u>679,574.50</u>

[ToC](#)

LOUISVILLE GAS & ELECTRIC COMPANY
 PLANT PURCHASED AND SOLD - REGULATORY ACCOUNTING
 MARCH 2020

	Beginning Balance	Additions	Retirements	Transfers/ Adjustments	Net Additions	Ending Balance
102 Electric Plant Purch & Sold	-	-	-	-	-	-
	-	-	-	-	-	-

[ToC](#)

LOUISVILLE GAS & ELECTRIC COMPANY
RESERVE FOR DEPRECIATION AND AMORTIZATION OF ELECTRIC PLANT IN SERVICE - KENTUCKY - REGULATORY ACCOUNTING
MARCH 2020

	Beginning Balance	Accruals	Retirements	Transfers/ Adjustments	RWIP Transfers Out	Cost of Removal	Salvage	Other Credits	Ending Balance
Electric Distribution									
LGE-136020-Elect. Dist. Substation	-	-	-	-	-	-	-	-	-
LGE-136025-Elect. Dist. Substation	-	-	-	-	-	-	-	-	-
LGE-136200-Electric Distribution Su	(2,645,635.20)	(66,377.97)	-	-	-	-	-	-	(2,712,013.17)
LGE-136200-KY Elect Dist Substati	(49,383,665.00)	(878,531.64)	3,105.67	-	-	51,021.02	-	-	(50,208,070.55)
LGE-136205-Elect. Dist. Substation	(9.89)	-	-	-	-	-	-	-	(9.89)
LGE-136400-Electric Distribution	(81,065,964.15)	(1,513,448.33)	35,649.95	-	-	195,348.68	(36,704.50)	(1,239.00)	(82,386,357.35)
LGE-136500-Electric Distribution -	(130,117,669.65)	(1,948,693.46)	2,674,132.39	-	-	1,747,348.76	(203,180.02)	-	(127,848,061.98)
LGE-136600-Electric Distribution -	(34,419,287.57)	(362,318.19)	5,730.46	-	-	81,505.45	(6,325.01)	-	(34,700,694.86)
LGE-136700-Electric Distribution -	(68,577,048.69)	(1,638,688.58)	105,794.34	-	-	1,137,541.63	(199,584.99)	-	(69,171,986.29)
LGE-136800-Line Transformers	(82,909,110.01)	(1,013,491.53)	-	-	-	-	-	-	(83,922,601.54)
LGE-136910-Electric Distribution -	(2,141,472.53)	(131,536.17)	-	-	-	-	-	-	(2,273,008.70)
LGE-136920-Electric Distribution -	(24,963,809.43)	(167,478.42)	-	-	-	-	-	-	(25,131,287.85)
LGE-137000-Meters	(20,300,585.34)	(241,986.57)	-	-	-	-	-	-	(20,542,571.91)
LGE-137001-AMS Meters	(429,360.26)	(51,536.85)	-	-	-	-	-	-	(480,897.11)
LGE-137011-AMI Meters	(1,655.95)	(1,268.67)	-	-	-	-	-	-	(2,924.62)
LGE-137020-Meters - CT and PT	(4,059,817.28)	(48,901.08)	-	-	-	-	-	-	(4,108,718.36)
LGE-137101 KY Install Charging Sta	(8,046.06)	(4,388.76)	-	-	-	-	-	-	(12,434.82)
LGE-137310-Electric Distribution -	(16,878,182.02)	(833,177.25)	1,189,713.86	-	-	690,172.52	(6,034.85)	-	(15,837,507.74)
LGE-137320-Electric Distribution -	(32,388,996.95)	(583,204.30)	254,069.25	-	-	818,495.87	(4,843.94)	-	(31,904,480.07)
LGE-137340-Electric Dist. - Street	-	-	-	-	-	-	-	-	-
LGE-137405-ARO Cost Elec Dist (L/B)	(47,745.57)	(312.15)	-	-	-	-	-	-	(48,057.72)
LGE-137407-ARO Cost Elec Dist (Exp)	(12,782.65)	(244.53)	-	-	-	-	-	-	(13,027.18)
	(550,350,844.80)	(9,485,584.45)	4,268,195.92	-	-	4,721,433.93	(456,673.31)	(1,239.00)	(551,304,711.71)
Electric General Plant									
LGE-139200 - Cars and Light Trucks-	(623,319.81)	(16,210.80)	-	-	-	-	-	-	(639,530.61)
LGE-139200 - Cars and Light Trucks	-	-	-	-	-	-	-	-	-
LGE-139210 - Heavy Trucks & Other-	(2,436,510.01)	(65,824.24)	-	-	-	-	-	-	(2,502,334.25)
LGE-139210 - Heavy Trucks and Other	(0.00)	-	-	-	-	-	-	-	(0.00)
LGE-139220-Transportation - Traile	(86,035.84)	(5,482.11)	87,767.08	-	-	-	-	-	(3,750.87)
LGE-139400-Tools, Shop, and Garage	(3,016,905.89)	(73,471.34)	-	-	-	-	-	-	(3,090,377.23)
LGE-139500-Laboratory Equipment	0.00	-	-	-	-	-	-	-	0.00
LGE-139610-Power Op Equip-Lg Mach	(0.00)	-	-	-	-	-	-	-	(0.00)
LGE-139610-Power Op Equip-Lg Mach-	(1,490,428.54)	(2,420.37)	-	-	-	-	-	-	(1,492,848.91)
LGE-139620-Power Op Equip-Other	(119,420.53)	(1,751.52)	-	-	-	-	-	-	(121,172.05)
LGE-139720- DSM Equipment	(4,186,011.96)	(208,883.29)	-	-	-	-	-	-	(4,394,895.25)
	(11,958,632.58)	(374,043.67)	87,767.08	-	-	-	-	-	(12,244,909.17)
Electric Hydro Production									
LGE-133020-Ohio Falls Non-Project	-	-	-	-	-	-	-	-	-
LGE-133020-Ohio Falls Project 289	-	-	-	-	-	-	-	-	-
LGE-133100-Ohio Falls Non-Project	42,433.77	(102.60)	-	-	-	-	-	-	42,331.17
LGE-133100-Ohio Falls Project 289	(2,689,995.34)	(22,409.25)	-	-	-	-	-	-	(2,712,404.59)
LGE-133200-Ohio Falls Project 289	(1,344,933.70)	(43,790.92)	-	-	-	-	-	-	(1,388,724.62)
LGE-133300-Ohio Falls Project 289	(10,069,178.64)	(928,106.37)	-	-	-	-	-	-	(10,997,285.01)
LGE-133400-Ohio Falls Project 289	1,809,851.62	(39,184.38)	-	-	-	-	-	-	1,770,667.24
LGE-133500-Ohio Falls Non-Project	36,618.54	(350.06)	-	-	-	-	-	-	36,268.48
LGE-133500-Ohio Falls Project 289	(254,021.10)	(2,191.56)	-	-	-	-	-	-	(256,212.66)
LGE-133600-Ohio Falls Non-Project	(872.13)	-	-	-	-	-	-	-	(872.13)
LGE-133600-Ohio Falls Project 289	2,196.01	(63.72)	-	-	-	-	-	-	2,132.29
LGE-133707-ARO Cost Hydro Prod (Eq	(28,578.92)	(1,814.80)	-	-	-	-	-	-	(30,393.72)
	(12,496,479.89)	(1,038,013.66)	-	-	-	-	-	-	(13,534,493.55)
Electric Other Production									
LGE-134020-TC 5 CT Land	-	-	-	-	-	-	-	-	-
LGE-134020-EWB Solar Facility Land	-	-	-	-	-	-	-	-	-
LGE-134020 - TC 10 - Land	-	-	-	-	-	-	-	-	-
LGE-134100-Structures and Imp	(14,495,246.80)	(278,418.42)	-	-	-	-	-	-	(14,773,665.22)
LGE-134200-Fuel Holders, Prod	(7,256,640.52)	(203,050.41)	-	-	-	-	-	-	(7,459,690.93)
LGE-134300-Prime Movers	(91,125,335.14)	(2,726,274.30)	45,487.62	-	-	12,673.78	-	-	(93,793,448.04)
LGE-134400-Generators	(25,341,573.87)	(480,673.00)	-	-	-	-	-	-	(25,822,246.87)
LGE-134500-Accessory Electric	(14,393,322.60)	(377,979.50)	34,508.86	-	-	94,976.72	-	-	(14,641,816.52)
LGE-134600-Misc. Power Plant	(2,488,474.22)	(48,829.41)	-	-	-	-	-	-	(2,537,303.63)
LGE-134705-ARO Cost Other Prod (L/B	(7,268.16)	(207.18)	-	-	-	-	-	-	(7,475.34)
LGE-134707-ARO Cost Other Prod (Exp	(17,624.65)	(1,202.07)	-	-	-	-	-	-	(18,826.72)
	(155,125,485.96)	(4,116,634.29)	79,996.48	-	-	107,650.50	-	-	(159,054,473.27)

[ToC](#)

LOUISVILLE GAS & ELECTRIC COMPANY
RESERVE FOR DEPRECIATION AND AMORTIZATION OF ELECTRIC PLANT IN SERVICE - KENTUCKY - REGULATORY ACCOUNTING
MARCH 2020

	Beginning Balance	Accruals	Retirements	Transfers/ Adjustments	RWIP Transfers Out	Cost of Removal	Salvage	Other Credits	Ending Balance
Electric Steam Production									
LGE-131020-Steam Production - Land	-	-	-	-	-	-	-	-	-
LGE-131100-Structures & Imp	(174,345,183.88)	(1,344,082.75)	675,760.38	-	-	69,927.05	-	-	(174,943,579.20)
LGE-131101-AROP Struct & Impr	-	-	-	-	-	-	-	-	-
LGE-131105-Dist Drive - Future Use	-	-	-	-	-	-	-	-	-
LGE-131110-CAPITAL LEASED EQUIP	-	-	-	-	-	-	-	-	-
LGE-131200-Boiler	(523,619,758.46)	(27,476,513.74)	11,944,295.64	-	-	928,130.12	-	-	(538,223,846.44)
LGE-131201-AROP Boiler Plt	-	-	-	-	-	-	-	-	-
LGE-131400-Turbogenerators	(106,386,783.67)	(1,783,720.15)	2,775,257.17	-	-	188,291.14	-	-	(105,206,955.51)
LGE-131500-Accessory	(89,735,603.08)	(1,232,745.51)	624,491.67	-	-	-	-	-	(90,343,856.92)
LGE-131501-AROP Accessory	-	-	-	-	-	-	-	-	-
LGE-131600-Misc. Power Plant	(7,125,731.49)	(171,349.28)	31,738.22	-	-	7,083.31	-	-	(7,258,259.24)
LGE-131707-ARO Cost Steam (Eqp)	(3,819,197.00)	(3,534,188.35)	4,384,901.00	-	-	-	-	-	(2,968,484.35)
LGE-131708-ARO Cost Steam (CCR)	(37,102,419.35)	(876,434.60)	-	-	-	-	-	-	(37,978,853.95)
	(942,134,676.93)	(36,419,034.38)	20,436,444.08	-	-	1,193,431.62	-	-	(956,923,835.61)
Electric Transmission									
LGE-135010-KY Elec Transmission -	(3,040,657.95)	(22,611.06)	-	-	-	-	-	-	(3,063,269.01)
LGE-135020-KY Electric Trans	-	-	-	-	-	-	-	-	-
LGE-135210-KY Elec Transmission -	(1,991,149.44)	(36,282.08)	-	-	-	-	-	-	(2,027,431.52)
LGE-135210-TC Sw. Station - Substat	(99,845.79)	(975.45)	-	-	-	-	-	-	(100,821.24)
LGE-135220-Struct & Improve-System	(33.84)	-	-	-	-	-	-	-	(33.84)
LGE-135210-TC Unit 1 - Trans. - Sub	-	-	-	-	-	-	-	-	-
LGE-135310-KY Elec Transmission -	(59,647,453.85)	(868,956.03)	293,410.74	-	-	127,285.06	(2,105.31)	-	(60,097,819.39)
LGE-135310-TC Sw. Station - Substat	(90,969.25)	(13,785.63)	-	-	-	-	-	-	(104,754.88)
LGE-135310-TC Unit 1 - Trans. - Sub	4,726.55	-	-	-	-	-	-	-	4,726.55
LGE-135311-AROP Station Equip	-	-	-	-	-	-	-	-	-
LGE-135311-AROP TC1 Station Equip	-	-	-	-	-	-	-	-	-
LGE-135320-Station Equip System	(36.09)	-	-	-	-	-	-	-	(36.09)
LGE-135400-KY Elec Transmission -	(20,412,943.21)	(144,134.97)	-	-	-	-	-	-	(20,557,078.18)
LGE-135500-KY Elec Transmission -	(28,197,023.31)	(682,522.19)	-	10,938.72	-	-	-	-	(28,868,606.78)
LGE-135600-KY Elec Transmission -	(27,924,440.04)	(488,033.18)	-	-	-	-	-	-	(28,412,473.22)
LGE-135700-Electric Transmission -	(799,025.12)	(8,880.27)	-	-	-	-	-	-	(807,905.39)
LGE-135800-Electric Transmission -	(3,759,433.52)	(51,840.18)	-	-	-	-	-	-	(3,811,273.70)
LGE-135915-ARO Cost Transm (L/B)	(1,930.08)	(309.54)	-	-	-	-	-	-	(2,239.62)
LGE-135917-ARO Cost Transm (Eqp)	(45,739.95)	(1,126.47)	-	-	-	-	-	-	(46,866.42)
	(146,005,954.89)	(2,319,457.05)	293,410.74	10,938.72	-	127,285.06	(2,105.31)	-	(147,895,882.73)
Total Electric Depreciation Reserves	(1,818,072,075.05)	(53,752,767.50)	25,165,814.30	10,938.72	-	6,149,801.11	(458,778.62)	(1,239.00)	(1,840,958,306.04)
Electric Intangible Plant									
LGE-130100-Elect. Intangible Plant -	-	-	-	-	-	-	-	-	-
LGE-130200-Franchises and Consents	-	-	-	-	-	-	-	-	-
	-	-	-	-	-	-	-	-	-
Total Electric Amortization Reserves	-	-	-	-	-	-	-	-	-

[ToC](#)

LOUISVILLE GAS & ELECTRIC COMPANY
RESERVE FOR DEPRECIATION AND AMORTIZATION OF ELECTRIC PLANT IN SERVICE - KENTUCKY - REGULATORY ACCOUNTING
MARCH 2020

	Beginning Balance	Accruals	Retirements	Transfers/ Adjustments	RWIP Transfers Out	Cost of Removal	Salvage	Other Credits	Ending Balance
Gas Distribution									
LGE-237412-Gas Distribution Land	-	-	-	-	-	-	-	-	-
LGE-237413-Land- Gas Line Tracker	-	-	-	-	-	-	-	-	-
LGE-237422-Gas Distribution Land Ri	(77,439.69)	-	-	-	-	-	-	-	(77,439.69)
LGE-237510-Gas Distribution - City	(109,800.58)	(1,623.57)	-	-	-	-	-	-	(111,424.15)
LGE-237520-Gas Distribution - Other	(335,347.73)	(8,609.28)	-	-	-	-	-	-	(343,957.01)
LGE-237600-Gas Distribution - Mains	(141,368,026.59)	(1,572,957.65)	-	-	-	-	-	-	(142,940,984.24)
LGE-237610-Gas Distribution - Mains	(5,069,584.56)	(182,688.31)	-	-	-	-	-	-	(5,252,272.87)
LGE-237620-Gas Line Tracker - Mains	(250,939.06)	(30,301.10)	-	-	-	-	-	-	(281,240.16)
LGE-237800-Gas Distribution - Measu	(2,642,328.93)	(161,870.56)	29,478.63	-	-	12,600.00	-	-	(2,762,120.86)
LGE-237900-Gas Distribution - City	(1,484,598.56)	(62,343.54)	-	-	-	9,600.00	-	-	(1,493,998.28)
LGE-238000-Gas Distribution - Gas S	(103,012,792.01)	(1,771,925.10)	37,777.94	-	-	47,814.68	-	-	(104,699,124.49)
LGE-238010-Gas Distribution - Gas S	(29,002,284.30)	(1,393,578.89)	-	-	-	-	-	-	(30,395,863.19)
LGE-238020-Gas Line Tracker Service	(1,964,193.83)	(405,622.67)	-	-	-	-	-	-	(2,369,816.50)
LGE-238100-Meters	(13,497,136.20)	(613,616.68)	3,516.89	-	-	4,451.25	-	-	(14,102,784.74)
LGE-238300-Regulators	(7,472,950.64)	(259,368.42)	-	-	-	-	-	-	(7,732,319.06)
LGE-238500-Gas Distribution - Indus	(214,590.58)	(6,823.01)	-	-	-	-	-	-	(221,413.59)
LGE-238700-Gas Distribution - Other	(30,641.06)	(247.89)	-	-	-	-	-	-	(30,888.95)
LGE-238805-ARO Cost Gas Dist (L/B)	-	-	-	-	-	-	-	-	-
LGE-238807-ARO Cost Gas Dist (Eap)	(1,889,553.17)	(79,785.08)	-	-	-	-	-	-	(1,969,338.25)
	(308,422,207.49)	(6,551,361.75)	114,917.28	-	-	74,465.93	-	-	(314,784,186.03)
Gas General Plant									
LGE-239200-Cars & Light Trucks	(22,386.92)	(992.01)	-	-	-	-	-	-	(23,378.93)
LGE-239200-Cars and Light Trucks	-	-	-	-	-	-	-	-	-
LGE-239210-Heavy Trucks & Other-	(642,957.87)	(13,342.71)	-	-	-	-	-	-	(656,300.58)
LGE-239210-Heavy Trucks and Other	-	-	-	-	-	-	-	-	-
LGE-239220-Transportation Equip-Tra	(213,053.41)	(12,870.45)	-	-	-	-	-	-	(225,923.86)
LGE-239400-Tools, Shop, and Garage	(2,884,619.52)	(85,468.08)	-	-	-	-	-	-	(2,970,087.60)
LGE-239500-Laboratory Equipment	-	-	-	-	-	-	-	-	-
LGE-239610-Power Op Equip-Lg Mach	-	-	-	-	-	-	-	-	-
LGE-239610-Power Op Equip-Lg Mach-	(2,149,443.86)	(24,357.69)	95,462.25	-	-	-	-	-	(2,078,339.30)
LGE-239620-Power Op Equip - Other	(138,960.62)	(3,558.06)	-	-	-	-	-	-	(142,518.68)
LGE-239720- DSM Equipment	-	-	-	-	-	-	-	-	-
	(6,051,422.20)	(140,589.00)	95,462.25	-	-	-	-	-	(6,096,548.95)
Gas Storage									
LGE-235010-KY Gas Storage Undergr	-	-	-	-	-	-	-	-	-
LGE-235020-Gas Storage Underground	(71,524.03)	(149.28)	-	-	-	-	-	-	(71,673.31)
LGE-235120-Gas Storage Undg. - Comp	(2,005,747.33)	(55,023.37)	-	-	-	-	-	-	(2,060,770.70)
LGE-235130-Gas Storage Undg. - Regu	(17,255.93)	(85.92)	-	-	-	-	-	-	(17,341.85)
LGE-235140- KY Gas Storage Undergr	(948,241.15)	(26,684.43)	-	-	-	-	-	-	(974,925.58)
LGE-235210-Gas Storage Undg. - Leas	(569,589.96)	-	-	-	-	-	-	-	(569,589.96)
LGE-235220-Gas Storage Underground	(452,027.29)	-	-	-	-	-	-	-	(452,027.29)
LGE-235230-Gas Storage Undg. - Non	(8,419,332.20)	(19,780.14)	-	-	-	-	-	-	(8,439,112.34)
LGE-235240- KY Gas Storage Undergrd	(1,202,858.99)	(18,313.38)	-	-	-	-	-	-	(1,221,172.37)
LGE-235250- KY AROP Gas Stor UG	-	-	-	-	-	-	-	-	-
LGE-235255- KY Gas Stor UG	(964,034.64)	(98,887.31)	-	-	-	-	-	-	(1,062,921.95)
LGE-235300- KY Gas Storage Undergrd	(8,708,911.17)	(109,249.20)	1,604.67	-	-	14,500.00	-	-	(8,802,055.70)
LGE-235400-Gas Storage Undg. - Comp	(10,593,007.97)	(377,797.22)	7,718.84	-	-	-	-	-	(10,963,086.35)
LGE-235500-Gas Storage Undg. - Meas	(406,207.11)	(17,457.96)	-	-	-	-	-	-	(423,665.07)
LGE-235600-Gas Storage Undg. - Puri	(7,090,351.98)	(167,026.50)	7,596.23	-	-	35,249.28	-	-	(7,214,532.97)
LGE-235700- KY Gas Storage Undergrd	(569,820.95)	(17,880.73)	-	-	-	-	-	-	(587,701.68)
LGE-235805-ARO Cost Gas UG Store (L	(160,031.52)	(113.73)	-	-	-	-	-	-	(160,145.25)
LGE-235807-ARO Cost Gas UG Store (E	(1,068,915.17)	(39,789.31)	-	-	-	-	-	-	(1,108,704.48)
	(43,247,857.39)	(948,238.48)	16,919.74	-	-	49,749.28	-	-	(44,129,426.85)
Gas Transmission									
LGE-236520-Gas Transmission Rights	(211,738.95)	(71.70)	-	-	-	-	-	-	(211,810.65)
LGE-236700-Gas Transmission - Mains	(13,814,781.53)	(301,947.61)	-	-	-	-	-	-	(14,116,729.14)
LGE-237207-ARO Cost Gas Trans (Eap)	(445,014.98)	(10,812.13)	-	-	-	-	-	-	(455,827.11)
	(14,471,535.46)	(312,831.44)	-	-	-	-	-	-	(14,784,366.90)
Total Gas Depreciation Reserves	(372,193,022.54)	(7,953,020.67)	227,299.27	-	-	124,215.21	-	-	(379,794,528.73)
Gas Intangible Plant									

[ToC](#)

LOUISVILLE GAS & ELECTRIC COMPANY
 RESERVE FOR DEPRECIATION AND AMORTIZATION OF ELECTRIC PLANT IN SERVICE - KENTUCKY - REGULATORY ACCOUNTING
 MARCH 2020

	Beginning Balance	Accruals	Retirements	Transfers/ Adjustments	RWIP Transfers Out	Cost of Removal	Salvage	Other Credits	Ending Balance
LGE-230200-Franchises and Consents	(304.68)	(12.00)	-	-	-	-	-	-	(316.68)
	(304.68)	(12.00)	-	-	-	-	-	-	(316.68)
Total Gas Amortization Reserves	<u>(304.68)</u>	<u>(12.00)</u>	<u>-</u>	<u>-</u>	<u>-</u>	<u>-</u>	<u>-</u>	<u>-</u>	<u>(316.68)</u>

LOUISVILLE GAS & ELECTRIC COMPANY
RESERVE FOR DEPRECIATION AND AMORTIZATION OF ELECTRIC PLANT IN SERVICE - KENTUCKY - REGULATORY ACCOUNTING
MARCH 2020

[ToC](#)

	Beginning Balance	Accruals	Retirements	Transfers/ Adjustments	RWIP Transfers Out	Cost of Removal	Salvage	Other Credits	Ending Balance
Common General Plant									
LGE-338910-Common - Land	-	-	-	-	-	-	-	-	-
LGE-338920-Common - Land Rights	-	-	-	-	-	-	-	-	-
LGE-339010-Common Structures - Gene	(14,889,412.51)	(277,040.62)	13,524.63	-	-	4,764.16	-	-	(15,148,164.34)
LGE-339010-Str LGE Bldg - Joint Own	(13,915.64)	(6,720.94)	-	-	-	-	-	-	(20,636.58)
LGE-339010-Struct Broad - Joint Own	(365,301.16)	(20,807.38)	-	-	-	-	-	-	(386,108.54)
LGE-339010-Struct Broad -LGE Owned	(15,643,229.94)	(202,852.23)	1,365,426.03	-	-	266,147.68	-	-	(14,214,508.46)
LGE-339010-Struct-LGE Bldg Owned	(174,649.85)	(2,995.63)	295,605.15	-	-	28,007.36	-	-	145,967.03
LGE-339020-Common Structures - Tran	216,587.76	(2,557.50)	-	-	-	-	-	-	214,030.26
LGE-339030-Common Structures - Stor	(7,183,501.36)	(50,150.69)	23,063.12	-	-	2,039.32	-	-	(7,208,549.61)
LGE-339040-Common Structures - Othe	(232,802.67)	(6,679.55)	2,536.46	-	-	-	-	-	(236,945.76)
LGE-339060-Common Structures - Micr	(430,166.74)	(5,416.08)	-	-	-	-	-	-	(435,582.82)
LGE-339110-Office Furniture	(5,710,767.81)	(29,191.20)	126,576.85	-	-	11,992.64	-	-	(5,601,389.52)
LGE-339120-Office Equipment	(703,861.79)	(51,692.69)	-	-	-	-	-	-	(755,554.48)
LGE-339130-Computer Eq	(6,283,947.18)	(1,248,861.33)	1,899,696.18	-	-	-	-	-	(5,633,112.33)
LGE-339131-Personal Computers	(2,703,956.41)	(327,766.50)	63,978.35	-	-	-	-	(5,000.00)	(2,967,744.56)
LGE-339133-Computer Eq ECR 2006	-	(0.00)	-	-	-	-	-	-	(0.00)
LGE-339140-Security Equipment	(976,437.17)	(25,738.56)	-	-	-	-	-	-	(1,002,175.73)
LGE-339200-Cars & Light Trucks	-	(164.48)	-	-	-	-	-	-	(555.37)
LGE-339210-Heavy Trucks & Other	(173,821.15)	(2,251.32)	-	-	-	-	-	-	(176,072.47)
LGE-339210-Heavy Trucks and Other	-	-	-	-	-	-	-	-	-
LGE-339220-Trans Equip-Trailers	(3,701.20)	(1,005.63)	-	-	-	-	-	-	(4,706.83)
LGE-339300-Stores Equipment	(1,168,225.79)	(21,958.74)	-	-	-	-	-	-	(1,190,184.53)
LGE-339400-Tools, Shop, Garage Equi	(2,579,957.97)	(45,658.98)	31,439.90	-	-	-	-	(5,000.00)	(2,599,177.05)
LGE-339500-Laboratory Equipment	-	-	-	-	-	-	-	-	-
LGE-339610-Power Op Equip- Lg Mach	(237,781.09)	(493.20)	-	-	-	-	-	-	(238,274.29)
LGE-339620-Power Op Equip - Lg Mach	(15,078.56)	(102.90)	-	-	-	-	-	-	(15,181.46)
LGE-339700-KY Microwave,Fiber,Other	(15,492,942.25)	(40,248.35)	-	-	-	-	-	-	(15,533,190.60)
LGE-339710- Radios and Telephone	(11,399,875.12)	(133,913.41)	-	-	-	-	-	-	(11,533,788.53)
LGE-339800-Miscellaneous Equipment	-	-	-	-	-	-	-	-	-
LGE-339915-ARO Cost Common (L/B)	-	-	-	-	-	-	-	-	-
	(86,166,910.08)	(2,504,494.32)	3,821,846.67	-	-	312,951.16	-	(5,000.00)	(84,541,606.57)
Non-Utility Property									
LGE-312101-Nonutility Prop - Coal L	-	-	-	-	-	-	-	-	-
LGE-312103-Nonutility-Coal Rts of W	(249.93)	-	-	-	-	-	-	-	(249.93)
LGE-312104-Nonutility Prop - Misc L	-	-	-	-	-	-	-	-	-
LGE-312102-Nonutility-Coal Mineral	(63,110.43)	-	-	-	-	-	-	-	(63,110.43)
LGE-312192-Nonutility Cars & Trucks	-	-	-	-	-	-	-	-	-
	(63,360.36)	-	-	-	-	-	-	-	(63,360.36)
Total Common Depreciation Reserves	(86,230,270.44)	(2,504,494.32)	3,821,846.67	-	-	312,951.16	-	(5,000.00)	(84,604,966.93)
Common Intangible Plant									
LGE-330100-Common Intangible Plant	-	-	-	-	-	-	-	-	-
LGE-330200-Franchises and Consents	-	-	-	-	-	-	-	-	-
LGE-330300-Misc Intang Plant-Softwa	(27,222,171.41)	(3,462,733.89)	3,466,644.69	-	-	-	-	-	(27,218,260.61)
LGE-330310-CCS Software	(6,432,114.76)	(395,761.74)	-	-	-	-	-	-	(6,827,876.50)
LGE-330320-Law Library	-	-	-	-	-	-	-	-	-
LGE-330330-Cloud Software NonCurrnt	-	-	-	-	-	-	-	-	-
LGE-330340-Cloud Software Prepaids	-	-	-	-	-	-	-	-	-
	(33,654,286.17)	(3,858,495.63)	3,466,644.69	-	-	-	-	-	(34,046,137.11)
Total Common Amortization Reserves	(33,654,286.17)	(3,858,495.63)	3,466,644.69	-	-	-	-	-	(34,046,137.11)
TOTAL KENTUCKY RESERVES	(2,310,149,958.88)	(68,068,790.12)	32,681,604.93	10,938.72	-	6,586,967.48	(458,778.62)	(6,239.00)	(2,339,404,255.49)

[ToC](#)

LOUISVILLE GAS & ELECTRIC COMPANY
RESERVE FOR DEPRECIATION AND AMORTIZATION OF PLANT IN SERVICE - INDIANA - REGULATORY ACCOUNTING
MARCH 2020

	Beginning Balance	Accruals	Retirements	Transfers/ Adjustments	RWIP Transfers Out	Cost of Removal	Salvage	Other Credits	Ending Balance
Electric Distribution									
LGE-136200- IN Elect Dist Substati	-	-	-	-	-	-	-	-	-
Electric Transmission									
LGE-135010- IN Elec Transmission -	(362,348.83)	(1,863.75)	-	-	-	-	-	-	(364,212.58)
LGE-135020- IN Electric Trans	-	-	-	-	-	-	-	-	-
LGE-135210- IN Elec Transmission -	(884,170.64)	(38,969.49)	-	-	-	-	-	-	(923,140.13)
LGE-135310- IN Elec Transmission -	(8,318,438.24)	(74,657.71)	-	25,861.94	-	-	-	-	(8,367,234.01)
LGE-135400- IN Elec Transmission -	(5,990,469.90)	(64,439.15)	-	(10,938.72)	-	-	-	-	(6,065,847.77)
LGE-135500- IN Elec Transmission -	(2,911,759.63)	(103,388.64)	-	-	-	-	-	-	(3,015,148.27)
LGE-135600- IN Elec Transmission -	(4,135,865.00)	(64,068.31)	-	-	-	-	-	-	(4,199,933.31)
	(22,603,052.24)	(347,387.05)	-	14,923.22	-	-	-	-	(22,935,516.07)
Total Electric Depreciation Reserves	(22,603,052.24)	(347,387.05)	-	14,923.22	-	-	-	-	(22,935,516.07)
Gas Storage									
LGE-235140- IN Gas Storage Undergr	(251,807.21)	(7,878.09)	-	-	-	-	-	-	(259,685.30)
LGE-235240- IN Gas Storage Undergrd	(360,954.48)	(12,508.89)	-	-	-	-	-	-	(373,463.37)
LGE-235250- IN AROP Gas Stor UG	-	-	-	-	-	-	-	-	-
LGE-235255- IN Gas Stor UG	(379,759.27)	(21,148.14)	-	-	-	-	-	-	(400,907.41)
LGE-235300- IN Gas Storage Undergrd	(1,086,319.73)	(29,149.58)	982.88	-	-	2,691.43	-	-	(1,111,795.00)
LGE-235400- Gas Storage Undg. - Comp	-	-	-	-	-	-	-	-	-
LGE-235700- IN Gas Storage Undergrd	(235,346.94)	(13,824.73)	42,542.23	-	-	-	-	-	(206,629.44)
	(2,314,187.63)	(84,509.43)	43,525.11	-	-	2,691.43	-	-	(2,352,480.52)
Total Gas Depreciation Reserves	(2,314,187.63)	(84,509.43)	43,525.11	-	-	2,691.43	-	-	(2,352,480.52)
Common General Plant									
LGE-339700- IN Microwave, Fiber, Other	9,045.98	(846.34)	-	(25,861.94)	-	-	-	-	(17,662.30)
Total Common Depreciation Reserves	9,045.98	(846.34)	-	(25,861.94)	-	-	-	-	(17,662.30)
TOTAL INDIANA RESERVES	(24,908,193.89)	(432,742.82)	43,525.11	(10,938.72)	-	2,691.43	-	-	(25,305,658.89)

LOUISVILLE GAS & ELECTRIC COMPANY
SUMMARY OF UTILITY PLANT - FINANCIAL ACCOUNTING - Including 254 Balances
MARCH 2020

	Beginning Balance	Accruals	Retirements	Transfers/ Adjustments	ARO Settlements	RWIP Transfers Out	Cost of Removal	Salvage	Other Credits	Ending Balance
LIFE RESERVE										
Common General Plant	(84,617,851.13)	(2,430,822.29)	3,821,846.67	(26,060.65)	-	-	-	-	-	(83,252,887.40)
Common General Plant - ARO	-	-	-	-	-	-	-	-	-	-
Electric Distribution	(395,771,382.44)	(6,780,098.65)	4,268,195.92	-	-	-	-	-	-	(398,283,285.17)
Electric Distribution - ARO	(60,528.22)	(556.68)	-	-	-	-	-	-	-	(61,084.90)
Electric General Plant	(12,106,469.02)	(374,043.67)	87,767.08	-	-	-	-	-	-	(12,392,745.61)
Electric Hydro Production	(20,625,107.46)	(1,013,889.92)	-	-	-	-	-	-	-	(21,638,997.38)
Electric Hydro Production - ARO	(28,578.92)	(1,814.80)	-	-	-	-	-	-	-	(30,393.72)
Electric Other Production	(149,078,508.01)	(3,833,076.12)	79,996.48	-	-	-	-	-	-	(152,831,587.65)
Electric Other Production - ARO	(24,892.81)	(1,409.25)	-	-	-	-	-	-	-	(26,302.06)
Electric Steam Production	(883,961,529.74)	(28,892,512.35)	16,051,543.08	-	-	-	-	-	-	(896,802,499.01)
Electric Steam Production - ARO	(40,921,616.35)	(4,410,622.95)	4,384,901.00	-	-	-	-	-	-	(40,947,338.30)
Electric Transmission	(146,042,862.70)	(1,884,457.09)	293,410.74	26,060.65	-	-	-	-	-	(147,607,848.40)
Electric Transmission - ARO	(47,670.03)	(1,436.01)	-	-	-	-	-	-	-	(49,106.04)
Gas Distribution	(215,841,920.36)	(4,561,948.94)	114,917.28	-	-	-	-	-	-	(220,288,952.02)
Gas Distribution - ARO	(1,889,553.17)	(79,785.08)	-	-	-	-	-	-	-	(1,969,338.25)
Gas General Plant	(6,261,295.61)	(140,589.00)	95,462.25	-	-	-	-	-	-	(6,306,422.36)
Gas Storage	(45,822,076.80)	(872,330.10)	60,444.85	-	-	-	-	-	-	(46,633,962.05)
Gas Storage - ARO	(1,228,946.69)	(39,903.04)	-	-	-	-	-	-	-	(1,268,849.73)
Gas Stored Nonrecoverable	-	-	-	-	-	-	-	-	-	-
Gas Transmission	(11,787,465.76)	(223,954.81)	-	-	-	-	-	-	-	(12,011,420.57)
Gas Transmission - ARO	(445,014.98)	(10,812.13)	-	-	-	-	-	-	-	(455,827.11)
Non Utility Property (108)	-	-	-	-	-	-	-	-	-	-
Non Utility Property (111)	(63,360.36)	-	-	-	-	-	-	-	-	(63,360.36)
	(2,016,626,630.56)	(55,554,062.88)	29,258,485.35	-	-	-	-	-	-	(2,042,922,208.09)
COST OF REMOVAL										
Common General Plant	(1,812,285.97)	(74,518.37)	-	198.71	-	-	312,951.16	-	(5,000.00)	(1,578,654.47)
Electric Distribution	(176,882,226.91)	(2,923,059.66)	-	-	-	-	4,721,433.93	-	(1,239.00)	(175,085,091.64)
Electric General Plant	(4,815.64)	-	-	-	-	-	-	-	-	(4,815.64)
Electric Hydro Production	7,677,803.38	(30,902.53)	-	-	-	-	-	-	-	7,646,900.85
Electric Other Production	(6,747,197.56)	(315,156.92)	-	-	-	-	107,650.50	-	-	(6,954,703.98)
Electric Steam Production	(48,574,749.48)	(3,918,825.06)	-	-	-	-	1,193,431.62	-	-	(51,300,142.92)
Electric Steam Production - ARO	-	-	-	-	-	-	-	-	-	-
Electric Transmission	(30,319,398.09)	(889,102.21)	-	(198.71)	-	-	127,285.06	-	-	(31,081,413.95)
Gas Distribution	(95,933,041.22)	(1,998,077.67)	-	-	-	-	74,465.93	-	-	(97,856,652.96)
Gas General Plant	200.27	-	-	-	-	-	-	-	-	200.27
Gas Storage	950,420.78	(128,020.52)	-	-	-	-	52,440.71	-	-	874,840.97
Gas Storage - ARO	-	-	-	-	-	-	-	-	-	-
Gas Stored Nonrecoverable	-	-	-	-	-	-	-	-	-	-
Gas Transmission	(2,529,237.96)	(82,483.25)	-	-	-	-	-	-	-	(2,611,721.21)
Non Utility Property	0.00	-	-	-	-	-	-	-	-	0.00
	(354,174,528.40)	(10,360,146.19)	-	-	-	-	6,589,658.91	-	(6,239.00)	(357,951,254.68)

LOUISVILLE GAS & ELECTRIC COMPANY
SUMMARY OF UTILITY PLANT - FINANCIAL ACCOUNTING - Including 254 Balances
MARCH 2020

	Beginning Balance	Accruals	Retirements	Transfers/ Adjustments	ARO Settlements	RWIP Transfers Out	Cost of Removal	Salvage	Other Credits	Ending Balance
SALVAGE										
Common General Plant	272,273.00	-	-	-	-	-	-	-	-	272,273.00
Electric Distribution	22,363,292.77	218,130.54	-	-	-	-	-	(456,673.31)	-	22,124,750.00
Electric General Plant	152,652.08	-	-	-	-	-	-	-	-	152,652.08
Electric Hydro Production	479,403.11	8,593.59	-	-	-	-	-	-	-	487,996.70
Electric Other Production	725,112.42	33,008.00	-	-	-	-	-	-	-	758,120.42
Electric Steam Production	31,323,218.64	802,925.98	-	-	-	-	-	-	-	32,126,144.62
Electric Transmission	7,800,923.69	108,151.21	-	-	-	-	-	(2,105.31)	-	7,906,969.59
Gas Distribution	5,242,307.26	88,449.94	-	-	-	-	-	-	-	5,330,757.20
Gas General Plant	209,673.14	-	-	-	-	-	-	-	-	209,673.14
Gas Storage	538,557.69	7,505.75	-	-	-	-	-	-	-	546,063.44
Gas Stored Nonrecoverable	-	-	-	-	-	-	-	-	-	-
Gas Transmission	290,183.24	4,418.75	-	-	-	-	-	-	-	294,601.99
Non Utility Property	-	-	-	-	-	-	-	-	-	-
	<u>69,397,597.04</u>	<u>1,271,183.76</u>	<u>-</u>	<u>-</u>	<u>-</u>	<u>-</u>	<u>-</u>	<u>(458,778.62)</u>	<u>-</u>	<u>70,210,002.18</u>
TOTAL RESERVES										
Common	(86,221,224.46)	(2,505,340.66)	3,821,846.67	(25,861.94)	-	-	312,951.16	-	(5,000.00)	(84,622,629.23)
Electric	(1,840,675,127.29)	(54,100,154.55)	25,165,814.30	25,861.94	-	-	6,149,801.11	(458,778.62)	(1,239.00)	(1,863,893,822.11)
Gas	(374,507,210.17)	(8,037,530.10)	270,824.38	-	-	-	126,906.64	-	-	(382,147,009.25)
	<u>(2,301,403,561.92)</u>	<u>(64,643,025.31)</u>	<u>29,258,485.35</u>	<u>-</u>	<u>-</u>	<u>-</u>	<u>6,589,658.91</u>	<u>(458,778.62)</u>	<u>(6,239.00)</u>	<u>(2,330,663,460.59)</u>
RETIREMENT WORK IN PROGRESS										
Common	856,637.25	-	-	-	-	(307,951.16)	133,970.02	40.00	-	682,696.11
Electric	18,553,956.25	-	-	-	-	(5,689,783.49)	8,080,471.58	(85,499.78)	(223,029.97)	20,636,114.59
Gas	8,064,604.00	-	-	-	-	(126,906.64)	2,094,581.44	(1,717.94)	-	10,030,560.86
	<u>27,475,197.50</u>	<u>-</u>	<u>-</u>	<u>-</u>	<u>-</u>	<u>(6,124,641.29)</u>	<u>10,309,023.04</u>	<u>(87,177.72)</u>	<u>(223,029.97)</u>	<u>31,349,371.56</u>
YTD ACTIVITY	<u>(2,273,928,364.42)</u>	<u>(64,643,025.31)</u>	<u>29,258,485.35</u>	<u>-</u>	<u>-</u>	<u>(6,124,641.29)</u>	<u>16,898,681.95</u>	<u>(545,956.34)</u>	<u>(229,268.97)</u>	<u>(2,299,314,089.03)</u>
AMORTIZATION										
Common	(33,654,286.17)	(3,858,495.63)	3,466,644.69	-	-	-	-	-	-	(34,046,137.11)
Electric	-	-	-	-	-	-	-	-	-	-
Gas	(304.68)	(12.00)	-	-	-	-	-	-	-	(316.68)
AMORTIZATION TOTAL	<u>(33,654,590.85)</u>	<u>(3,858,507.63)</u>	<u>3,466,644.69</u>	<u>-</u>	<u>-</u>	<u>-</u>	<u>-</u>	<u>-</u>	<u>-</u>	<u>(34,046,453.79)</u>
Depreciation & Amortization Total	<u>(2,307,582,955.27)</u>	<u>(68,501,532.94)</u>	<u>32,725,130.04</u>	<u>-</u>	<u>-</u>	<u>(6,124,641.29)</u>	<u>16,898,681.95</u>	<u>(545,956.34)</u>	<u>(229,268.97)</u>	<u>(2,333,360,542.82)</u>
Depr & Amort - Nonutility for Balance Sheet										<u>(2,333,297,182.46)</u>
Utility Plant at Original Cost Less Reserve for Depreciation & Amortization (Excl nonutility)	<u>5,572,695,400.00</u>									<u>5,608,913,627.76</u>

LOUISVILLE GAS & ELECTRIC COMPANY
RESERVE FOR DEPRECIATION AND AMORTIZATION OF ELECTRIC PLANT IN SERVICE - FINANCIAL ACCOUNTING - Including 254 Balances
MARCH 2020

	Beginning Balance	Accruals	Retirements	Transfers/ Adjustments	RWIP Transfers Out	Cost of Removal	Salvage	Other Credits	Ending Balance
Electric Distribution									
LGE-136020-Elect. Dist. Substation	-	-	-	-	-	-	-	-	-
LGE-136025-Elect. Dist. Substation	-	-	-	-	-	-	-	-	-
LGE-136100-Electric Distribution Su	(2,645,635.20)	(66,377.97)	-	-	-	-	-	-	(2,712,013.17)
LGE-136200-Elect. Dist. Substation	(49,383,665.60)	(878,531.64)	3,105.67	-	-	51,021.02	-	-	(50,208,070.55)
LGE-136205-Elect. Dist. Substation	(9.89)	-	-	-	-	-	-	-	(9.89)
LGE-136400-Electric Distribution -	(81,065,964.15)	(1,513,448.33)	35,649.95	-	-	195,348.68	(36,704.50)	(1,239.00)	(82,386,357.35)
LGE-136500-Electric Distribution -	(130,117,669.65)	(1,948,693.46)	2,674,132.39	-	-	1,747,348.76	(203,180.02)	-	(127,848,061.98)
LGE-136600-Electric Distribution -	(34,419,287.57)	(362,318.19)	5,730.46	-	-	81,505.45	(6,325.01)	-	(34,700,694.86)
LGE-136700-Electric Distribution -	(68,577,048.69)	(1,638,688.58)	105,794.34	-	-	1,137,541.63	(199,584.99)	-	(69,171,986.29)
LGE-136800-Line Transformers	(82,909,110.01)	(1,013,491.53)	-	-	-	-	-	-	(83,922,601.54)
LGE-136910-Electric Distribution -	(2,141,472.53)	(131,536.17)	-	-	-	-	-	-	(2,273,008.70)
LGE-136920-Electric Distribution -	(24,963,809.43)	(167,478.42)	-	-	-	-	-	-	(25,131,287.85)
LGE-137000-Meters	(20,300,585.34)	(241,986.57)	-	-	-	-	-	-	(20,542,571.91)
LGE-137001-AMS Meters	(429,360.26)	(51,536.85)	-	-	-	-	-	-	(480,897.11)
LGE-137011-AMI Meters	(1,655.95)	(1,268.67)	-	-	-	-	-	-	(2,924.62)
LGE-137020-Meters CT and PT	(4,059,817.28)	(48,901.08)	-	-	-	-	-	-	(4,108,718.36)
LGE-137101-Install Charging Stations - 101	(8,046.06)	(4,388.76)	-	-	-	-	-	-	(12,434.82)
LGE-137310-Electric Distribution -	(16,878,182.02)	(833,177.25)	1,189,713.86	-	-	690,172.52	(6,034.85)	-	(15,837,507.74)
LGE-137320-Electric Distribution -	(32,388,996.95)	(583,204.30)	254,069.25	-	-	818,495.87	(4,843.94)	-	(31,904,480.07)
LGE-137340-Electric Dist. - Street	-	-	-	-	-	-	-	-	-
LGE-137405-ARO Cost Elec Dist (L/B)	(47,745.57)	(312.15)	-	-	-	-	-	-	(48,057.72)
LGE-137407-ARO Cost Elec Dist (Eqp)	(12,782.65)	(244.53)	-	-	-	-	-	-	(13,027.18)
	(550,350,844.80)	(9,485,584.45)	4,268,195.92	-	-	4,721,433.93	(456,673.31)	(1,239.00)	(551,304,711.71)
Electric General Plant									
LGE-139200 - Cars & Light Trucks-	(623,319.81)	(16,210.80)	-	-	-	-	-	-	(639,530.61)
LGE-139200 - Cars and Light Trucks	-	-	-	-	-	-	-	-	-
LGE-139210 - Heavy Trucks & Other-	(2,436,510.01)	(65,824.24)	-	-	-	-	-	-	(2,502,334.25)
LGE-139210 - Heavy Trucks and Other	(0.00)	-	-	-	-	-	-	-	(0.00)
LGE-139220-Transportation - Traile	(86,035.84)	(5,482.11)	87,767.08	-	-	-	-	-	(3,750.87)
LGE-139400-Tools, Shop, and Garage	(3,016,905.89)	(73,471.34)	-	-	-	-	-	-	(3,090,377.23)
LGE-139500-Laboratory Equipment	0.00	-	-	-	-	-	-	-	0.00
LGE-139610-Power Op Equip-Lg Mach	(0.00)	-	-	-	-	-	-	-	(0.00)
LGE-139610-Power Op Equip-Lg Mach-	(1,490,428.54)	(2,420.37)	-	-	-	-	-	-	(1,492,848.91)
LGE-139620-Power Op Equip-Other	(119,420.53)	(1,751.52)	-	-	-	-	-	-	(121,172.05)
LGE-139720-DSM Equipment	(4,186,011.96)	(208,883.29)	-	-	-	-	-	-	(4,394,895.25)
	(11,958,632.58)	(374,043.67)	87,767.08	-	-	-	-	-	(12,244,909.17)
Electric Hydro Production									
LGE-133020-Ohio Falls Non-Project	-	-	-	-	-	-	-	-	-
LGE-133020-Ohio Falls Project 289	-	-	-	-	-	-	-	-	-
LGE-133100-Ohio Falls Non-Project	42,433.77	(102.60)	-	-	-	-	-	-	42,331.17
LGE-133100-Ohio Falls Project 289	(2,689,995.34)	(22,409.25)	-	-	-	-	-	-	(2,712,404.59)
LGE-133200-Ohio Falls Project 289	(1,344,933.70)	(43,790.92)	-	-	-	-	-	-	(1,388,724.62)
LGE-133300-Ohio Falls Project 289	(10,069,178.64)	(928,106.37)	-	-	-	-	-	-	(10,997,285.01)
LGE-133400-Ohio Falls Project 289	1,809,851.62	(39,184.38)	-	-	-	-	-	-	1,770,667.24
LGE-133500-Ohio Falls Non-Project	36,618.54	(350.06)	-	-	-	-	-	-	36,268.48
LGE-133500-Ohio Falls Project 289	(254,021.10)	(2,191.56)	-	-	-	-	-	-	(256,212.66)
LGE-133600-Ohio Falls Non-Project	(872.13)	-	-	-	-	-	-	-	(872.13)
LGE-133600-Ohio Falls Project 289	2,196.01	(63.72)	-	-	-	-	-	-	2,132.29
LGE-133707-ARO Cost Hydro Prod (Eqp)	(28,578.92)	(1,814.80)	-	-	-	-	-	-	(30,393.72)
	(12,496,479.89)	(1,038,013.66)	-	-	-	-	-	-	(13,534,493.55)
Electric Other Production									
LGE-134020-TC 5 CT Land	-	-	-	-	-	-	-	-	-
LGE-134020-Waterside - Land	-	-	-	-	-	-	-	-	-
LGE-134020-EWB Solar Facility Land	-	-	-	-	-	-	-	-	-
LGE-134100-Cane Run - Structures &	(321,809.63)	(15,772.29)	-	-	-	-	-	-	(337,581.92)

LOUISVILLE GAS & ELECTRIC COMPANY
RESERVE FOR DEPRECIATION AND AMORTIZATION OF ELECTRIC PLANT IN SERVICE - FINANCIAL ACCOUNTING - Including 254 Balances
MARCH 2020

	Beginning Balance	Accruals	Retirements	Transfers/ Adjustments	RWIP Transfers Out	Cost of Removal	Salvage	Other Credits	Ending Balance
LGE-134100-Cane Run 7 Structures	(5,496,561.83)	(95,784.87)	-	-	-	-	-	-	(5,592,346.70)
LGE-134100-EWB 5 Structures and Imp	(496,703.36)	(11,631.81)	-	-	-	-	-	-	(508,335.17)
LGE-134100-EWB 6 Structures and Imp	(69,656.76)	(1,542.12)	-	-	-	-	-	-	(71,198.88)
LGE-134100-EWB 7 Structures and Imp	(94,832.50)	(1,634.85)	-	-	-	-	-	-	(96,467.35)
LGE-134100-EWB Solar Struc and Imp	(116,217.88)	(9,793.83)	-	-	-	-	-	-	(126,011.71)
LGE-134100-Paddys GT - 12 Structure	(73,108.22)	(1,081.92)	-	-	-	-	-	-	(74,190.14)
LGE-134100-PR 13 Structures and Imp	(1,438,767.01)	(26,393.40)	-	-	-	-	-	-	(1,465,160.41)
LGE-134100-Simp Solar A1 Struc & Im	(8,850.20)	(6,668.43)	-	-	-	-	-	-	(15,518.63)
LGE-134100-TC 10 Structures and Imp	(1,171,224.38)	(22,977.63)	-	-	-	-	-	-	(1,194,202.01)
LGE-134100-TC 5 Structures and Impr	(930,833.38)	(14,467.59)	-	-	-	-	-	-	(945,300.97)
LGE-134100-TC 6 Structures and Impr	(880,916.39)	(13,578.30)	-	-	-	-	-	-	(894,494.69)
LGE-134100-TC 7 Structures and Impr	(1,121,767.68)	(18,857.49)	-	-	-	-	-	-	(1,140,625.17)
LGE-134100-TC 8 Structures and Impr	(1,117,368.32)	(18,783.51)	-	-	-	-	-	-	(1,136,151.83)
LGE-134100-TC9 Structures and Impr	(1,146,600.96)	(19,450.38)	-	-	-	-	-	-	(1,166,051.34)
LGE-134100-Waterside - Structures & LGE-134100-Zorn - Structures & Imp	(10,028.30)	-	-	-	-	-	-	-	(10,028.30)
LGE-134100-Structures and Imp	(14,495,246.80)	(278,418.42)	-	-	-	-	-	-	(14,773,665.22)
LGE-134200-Cane Run - Fuel Holders, LGE-134200-Cane Run 7 Fuel Holders	(73,029.18)	(13,105.35)	-	-	-	-	-	-	(86,134.53)
LGE-134200-Cane Run PIPELINE FUEL	(838,064.38)	(47,040.81)	-	-	-	-	-	-	(885,105.19)
LGE-134200-EWB 5 Fuel Holders, Prod	(504,754.25)	(9,379.50)	-	-	-	-	-	-	(514,133.75)
LGE-134200-EWB 6 Fuel Holders, Prod	(334,186.88)	(12,888.03)	-	-	-	-	-	-	(347,074.91)
LGE-134200-EWB 7 Fuel Holders, Prod	(172,816.92)	(9,525.84)	-	-	-	-	-	-	(182,342.76)
LGE-134200-Paddys GT - 11 Fuel Hold LGE-134200-Paddys GT - 12 Fuel Hold	(11,244.20)	(516.75)	-	-	-	-	-	-	(11,760.95)
LGE-134200-Paddys Run CT Pipeline	(700,117.94)	(52,506.78)	-	-	-	-	-	-	(752,624.72)
LGE-134200-PR 13 Fuel Holders, Prod	(1,389,941.73)	(22,350.99)	-	-	-	-	-	-	(1,412,292.72)
LGE-134200-TC 10 Fuel Holders, Prod	(202,134.02)	(4,152.63)	-	-	-	-	-	-	(206,286.65)
LGE-134200-TC 5 Fuel Holders, Produ	(59,575.89)	(923.61)	-	-	-	-	-	-	(60,499.50)
LGE-134200-TC 6 Fuel Holders, Produ	(59,498.54)	(922.35)	-	-	-	-	-	-	(60,420.89)
LGE-134200-TC 7 Fuel Holders, Produ	(184,808.59)	(3,130.41)	-	-	-	-	-	-	(187,939.00)
LGE-134200-TC 8 Fuel Holders, Produ	(184,084.09)	(3,118.14)	-	-	-	-	-	-	(187,202.23)
LGE-134200-TC 9 Fuel Holders, Produ	(188,979.04)	(3,219.78)	-	-	-	-	-	-	(192,198.82)
LGE-134200-TRIMBLE CT PIPELINE FUEL	(1,208,603.78)	(19,724.04)	-	-	-	-	-	-	(1,228,327.82)
LGE-134200-Waterside - Fuel Holders LGE-134200-Zorn - Fuel Holders, Pro	(22,461.58)	(545.40)	-	-	-	-	-	-	(23,006.98)
LGE-134200-Fuel Holders, Prod	(7,256,640.52)	(203,050.41)	-	-	-	-	-	-	(7,459,690.93)
LGE-134300-Cane Run 7 Prime Mover	(5,924,656.41)	(604,968.88)	45,487.62	-	-	12,673.78	-	-	(6,471,463.89)
LGE-134300-EWB 5 Prime Movers	(8,525,260.53)	(203,081.94)	-	-	-	-	-	-	(8,728,342.47)
LGE-134300-EWB 6 Prime Movers	(8,634,101.24)	(372,197.43)	-	-	-	-	-	-	(9,006,298.67)
LGE-134300-EWB 7 Prime Movers	(12,069,530.29)	(241,988.52)	-	-	-	-	-	-	(12,311,518.81)
LGE-134300-PR 13 Prime Movers	(11,332,963.08)	(315,159.87)	-	-	-	-	-	-	(11,648,122.95)
LGE-134300-TC 10 Prime Movers	(7,396,190.58)	(163,665.87)	-	-	-	-	-	-	(7,559,856.45)
LGE-134300-TC 5 Prime Movers	(7,848,849.31)	(170,914.14)	-	-	-	-	-	-	(8,019,763.45)
LGE-134300-TC 6 Prime Movers	(7,606,339.31)	(156,888.96)	-	-	-	-	-	-	(7,763,228.27)
LGE-134300-TC 7 Prime Movers	(7,087,378.21)	(171,851.81)	-	-	-	-	-	-	(7,259,230.02)
LGE-134300-TC 8 Prime Movers	(7,319,290.93)	(165,092.01)	-	-	-	-	-	-	(7,484,382.94)
LGE-134300-TC 9 Prime Movers	(7,380,775.25)	(160,464.87)	-	-	-	-	-	-	(7,541,240.12)
LGE-134300-Waterside - Prime Movers LGE-134300-Prime Movers	(91,125,335.14)	(2,726,274.30)	45,487.62	-	-	12,673.78	-	-	(93,793,448.04)
LGE-134400-Cane Run - Generators	(283,903.14)	-	-	-	-	-	-	-	(283,903.14)
LGE-134400-Cane Run 7- Generators	(2,693,076.14)	(118,281.75)	-	-	-	-	-	-	(2,811,357.89)
LGE-134400-Bus Solar Generator-Arch	(3,654.42)	(664.44)	-	-	-	-	-	-	(4,318.86)
LGE-134400-EWB 5 Generators	(1,918,000.37)	(34,918.38)	-	-	-	-	-	-	(1,952,918.75)
LGE-134400-EWB 6 Generators	(1,644,923.11)	(26,454.30)	-	-	-	-	-	-	(1,671,377.41)
LGE-134400-EWB 7 Generators	(1,635,546.78)	(28,964.32)	-	-	-	-	-	-	(1,664,511.10)
LGE-134400-EWB Solar Generators	(1,377,412.92)	(96,384.78)	-	-	-	-	-	-	(1,473,797.70)
LGE-134400-Paddys GT - 11 Generator LGE-134400-Paddys GT - 12 Generator	(1,694,423.02)	-	-	-	-	-	-	-	(1,694,423.02)
	(3,424,975.08)	-	-	-	-	-	-	-	(3,424,975.08)

LOUISVILLE GAS & ELECTRIC COMPANY
RESERVE FOR DEPRECIATION AND AMORTIZATION OF ELECTRIC PLANT IN SERVICE - FINANCIAL ACCOUNTING - Including 254 Balances
MARCH 2020

	Beginning Balance	Accruals	Retirements	Transfers/ Adjustments	RWIP Transfers Out	Cost of Removal	Salvage	Other Credits	Ending Balance
LGE-134400-PR 13 Generators	(3,518,083.82)	(70,752.81)	-	-	-	-	-	-	(3,588,836.63)
LGE-134400-Simp Solar A1 Generators	(6,156.38)	(5,799.96)	-	-	-	-	-	-	(11,956.34)
LGE-134400-TC 10 Generators	(930,007.23)	(17,492.34)	-	-	-	-	-	-	(947,499.57)
LGE-134400-TC 5 Generators	(926,994.26)	(15,254.79)	-	-	-	-	-	-	(942,249.05)
LGE-134400-TC 6 Generators	(889,512.10)	(14,882.34)	-	-	-	-	-	-	(904,394.44)
LGE-134400-TC 7 Generators	(898,482.86)	(16,320.72)	-	-	-	-	-	-	(914,803.58)
LGE-134400-TC 8 Generators	(893,397.23)	(16,233.18)	-	-	-	-	-	-	(909,630.41)
LGE-134400-TC 9 Generators	(595,611.47)	(18,268.89)	-	-	-	-	-	-	(613,880.36)
LGE-134400-Waterside - Generators	-	-	-	-	-	-	-	-	-
LGE-134400-Zorn - Generators	(2,007,413.54)	-	-	-	-	-	-	-	(2,007,413.54)
LGE-134400-Generators	(25,341,573.87)	(480,673.00)	-	-	-	-	-	-	(25,822,246.87)
LGE-134500-Cane Run - Accessory Ele	(4,999.37)	-	-	-	-	-	-	-	(4,999.37)
LGE-134500-Cane Run 7- Accessory	(842,008.62)	(49,011.96)	-	-	-	-	-	-	(891,020.58)
LGE-134500-Bus Solar Acc Elec-Archd	(1,637.79)	(297.78)	-	-	-	-	-	-	(1,935.57)
LGE-134500-EWB 5 Accessory Electric	(1,679,313.46)	(26,153.85)	-	-	-	-	-	-	(1,705,467.31)
LGE-134500-EWB 6 Accessory Electric	(662,915.46)	(11,995.40)	34,508.86	-	-	94,976.72	-	-	(545,425.28)
LGE-134500-EWB 7 Accessory Electric	(651,214.97)	(12,748.08)	-	-	-	-	-	-	(663,963.05)
LGE-134500-EWB Solar Accessory Elec	(54,201.18)	(3,107.28)	-	-	-	-	-	-	(57,308.46)
LGE-134500-Paddys GT - 11 Accessory	(614,811.82)	(56,689.05)	-	-	-	-	-	-	(671,500.87)
LGE-134500-Paddys GT - 12 Accessory	(1,067,114.36)	(41,298.33)	-	-	-	-	-	-	(1,108,412.69)
LGE-134500-PR 13 Accessory Electric	(1,804,958.01)	(29,324.34)	-	-	-	-	-	-	(1,834,282.35)
LGE-134500-Simp Solar A1 Acces Elec	-	-	-	-	-	-	-	-	-
LGE-134500-TC 10 Accessory Electric	(2,458,182.12)	(60,278.37)	-	-	-	-	-	-	(2,518,460.49)
LGE-134500-TC 5 Accessory Electric	(413,237.33)	(8,350.53)	-	-	-	-	-	-	(421,587.86)
LGE-134500-TC 6 Accessory Electric	(923,662.62)	(17,008.29)	-	-	-	-	-	-	(940,670.91)
LGE-134500-TC 7 Accessory Electric	(1,059,995.75)	(22,013.01)	-	-	-	-	-	-	(1,082,008.76)
LGE-134500-TC 8 Accessory Electric	(1,021,743.60)	(17,882.49)	-	-	-	-	-	-	(1,039,626.09)
LGE-134500-TC 9 Accessory Electric E	(1,046,830.56)	(18,365.76)	-	-	-	-	-	-	(1,065,196.32)
LGE-134500-Waterside - Accessory El	-	-	-	-	-	-	-	-	-
LGE-134500-Zorn - Accessory Electri	(86,495.58)	(3,454.98)	-	-	-	-	-	-	(89,950.56)
LGE-134500-Accessory Electric	(14,393,322.60)	(377,979.50)	34,508.86	-	-	94,976.72	-	-	(14,641,816.52)
LGE-134600-Cane Run 7- Misc Power	(85,211.22)	(6,736.33)	-	-	-	-	-	-	(91,947.55)
LGE-134600-EWB 5 Misc Power Plant E	(1,479,427.92)	(24,052.47)	-	-	-	-	-	-	(1,503,480.39)
LGE-134600-EWB 6 Misc Power Plant E	(15,138.44)	(357.14)	-	-	-	-	-	-	(15,495.58)
LGE-134600-EWB 7 Misc Power Plant E	(15,392.50)	(254.67)	-	-	-	-	-	-	(15,647.17)
LGE-134600-EWB Solar Misc Pwr Plt	(35,669.97)	(2,888.40)	-	-	-	-	-	-	(38,558.37)
LGE-134600-Paddys GT - 11 Misc. Pow	(12,520.09)	(563.49)	-	-	-	-	-	-	(13,083.58)
LGE-134600-Paddys GT - 12 misc. Pow	-	-	-	-	-	-	-	-	-
LGE-134600-PR 13 Misc Power Plant E	(807,610.70)	(12,993.51)	-	-	-	-	-	-	(820,604.21)
LGE-134600-Simp Solar A1 Misc Pwr P	-	-	-	-	-	-	-	-	-
LGE-134600-TC 10 Misc. Power Plant	(10,735.40)	(278.67)	-	-	-	-	-	-	(11,014.07)
LGE-134600-TC 5 Misc. Power Plant E	(8,265.85)	(143.10)	-	-	-	-	-	-	(8,408.95)
LGE-134600-TC 7 Misc. Power Plant E	(2,759.59)	(48.00)	-	-	-	-	-	-	(2,807.59)
LGE-134600-TC 8 Misc. Power Plant E	(2,750.01)	(47.82)	-	-	-	-	-	-	(2,797.83)
LGE-134600-TC 9 Misc. Power Plant E	(2,815.21)	(49.29)	-	-	-	-	-	-	(2,864.50)
LGE-134600-Waterside - Misc. Power	-	-	-	-	-	-	-	-	-
LGE-134600-Zorn - Misc. Power Plant	(10,177.32)	(416.52)	-	-	-	-	-	-	(10,593.84)
LGE-134600-Misc. Power Plant	(2,488,474.22)	(48,829.41)	-	-	-	-	-	-	(2,537,303.63)
LGE-134705-ARO Cost Other Prod (L/B	(7,268.16)	(207.18)	-	-	-	-	-	-	(7,475.34)
LGE-134707-ARO Cost Other Prod (Eq	(17,624.65)	(1,202.07)	-	-	-	-	-	-	(18,826.72)
	(155,125,485.96)	(4,116,634.29)	79,996.48	-	-	107,650.50	-	-	(159,054,473.27)

LOUISVILLE GAS & ELECTRIC COMPANY
 RESERVE FOR DEPRECIATION AND AMORTIZATION OF ELECTRIC PLANT IN SERVICE - FINANCIAL ACCOUNTING - Including 254 Balances
 MARCH 2020

	Beginning Balance	Accruals	Retirements	Transfers/ Adjustments	RWIP Transfers Out	Cost of Removal	Salvage	Other Credits	Ending Balance
Electric Steam Production									
LGE-131020-Steam - Land	-	-	-	-	-	-	-	-	-
LGE-131020-Steam-TC 2 Land ECR 2009	-	-	-	-	-	-	-	-	-
LGE-131025-Steam - Land ECR 2005	-	-	-	-	-	-	-	-	-
LGE-131020-Steam Production - Land	-	-	-	-	-	-	-	-	-
LGE-131100-Cane Run Unit 1 Structur	(65,888.83)	-	-	-	-	-	-	-	(65,888.83)
LGE-131100-Cane Run Unit 2 Structur	(373.98)	-	-	-	-	-	-	-	(373.98)
LGE-131100-Cane Run Unit 3 Structur	(248.72)	-	-	-	-	-	-	-	(248.72)
LGE-131100-Cane Run Unit 4 SO2-Stru	(17,566.01)	-	-	-	-	-	-	-	(17,566.01)
LGE-131100-Cane Run Unit 4 Structur	(491.96)	-	-	-	-	-	-	-	(491.96)
LGE-131100-Cane Run Unit 5 SO2-Stru	(261.27)	-	-	-	-	-	-	-	(261.27)
LGE-131100-Cane Run Unit 5 Structur	(204,172.10)	-	-	-	-	-	-	-	(204,172.10)
LGE-131100-Cane Run Unit 6 SO2-Stru	(372.74)	-	-	-	-	-	-	-	(372.74)
LGE-131100-CR Unit 6 Struc	(8,931,223.59)	-	-	-	-	-	-	-	(8,931,223.59)
LGE-131100-CR Unit 6 Struc ECR 2005	-	-	-	-	-	-	-	-	-
LGE-131100-Distribution Dr ECR 2011	(284,254.49)	(15,630.81)	-	-	-	-	-	-	(299,885.30)
LGE-131100-Distribution Drive	(137,680.58)	(19,979.40)	-	-	-	-	-	-	(157,659.98)
LGE-131100-MC Unit 1 Struc ECR 2011	(79,481.42)	(2.04)	-	-	-	-	-	-	(79,483.46)
LGE-131100-MC Unit 2 SO2 ECR 2011	(17.44)	(6.54)	-	-	-	-	-	-	(23.98)
LGE-131100-MC Unit 2 Struc ECR 2011	(238,972.43)	(46,360.47)	-	-	-	-	-	-	(285,332.90)
LGE-131100-MC Unit 4 Struc	(42,618,452.63)	(384,714.90)	-	-	-	-	-	-	(43,003,167.53)
LGE-131100-MC Unit 4 Struc ECR 2005	-	-	-	-	-	-	-	-	-
LGE-131100-MC Unit 4 Struc ECR 2011	(424,291.66)	(16,673.58)	-	-	-	-	-	-	(440,965.24)
LGE-131100-Mill Creek 3 ECR 2011	(203,414.37)	(13,441.71)	-	-	-	-	-	-	(216,856.08)
LGE-131100-Mill Creek Unit 1 SO2-St	(16,844.92)	-	-	-	-	-	-	-	(16,844.92)
LGE-131100-Mill Creek Unit 1 Struct	(17,242,200.40)	(82,973.26)	223,811.04	-	-	59,627.05	-	-	(17,041,735.57)
LGE-131100-Mill Creek Unit 2 SO2-St	(33,474.11)	-	-	-	-	-	-	-	(33,474.11)
LGE-131100-Mill Creek Unit 2 Struct	(9,707,169.79)	(67,933.53)	-	-	-	-	-	-	(9,775,103.32)
LGE-131100-Mill Creek Unit 3 SO2-St	(135,614.98)	(1,640.94)	-	-	-	-	-	-	(137,255.92)
LGE-131100-Mill Creek Unit 3 Struct	(20,199,989.22)	(110,154.97)	225,545.38	-	-	10,300.00	-	-	(20,074,298.81)
LGE-131100-Mill Creek Unit 4 SO2-St	(2,190,733.04)	(17,175.57)	-	-	-	-	-	-	(2,207,908.61)
LGE-131100-Mill Creek3 SO2 ECR 2011	(91,104.85)	(139.26)	-	-	-	-	-	-	(91,244.11)
LGE-131100-Mill Creek4 SO2 ECR 2011	(70,481.92)	(160.29)	-	-	-	-	-	-	(70,642.21)
LGE-131100-TC 1 Future Use - 105	-	-	-	-	-	-	-	-	-
LGE-131100-TC Training Center Struc	(13,022.45)	(4,007.00)	-	-	-	-	-	-	(17,029.45)
LGE-131100-TC Unit 1 Struc	(68,272,445.35)	(453,994.29)	226,403.96	-	-	-	-	-	(68,500,035.68)
LGE-131100-TC Unit 1 Struc ECR 2006	(0.00)	-	-	-	-	-	-	-	(0.00)
LGE-131100-TC Unit 2 Struc	(2,934,112.96)	(96,980.34)	-	-	-	-	-	-	(3,031,093.30)
LGE-131100-TC Unit 2 Struc ECR 2006	-	-	-	-	-	-	-	-	-
LGE-131100-TC Unit 2 Struc ECR 2009	(73,416.71)	(2,758.41)	-	-	-	-	-	-	(76,175.12)
LGE-131100-Trimble Unit 1 SO2-Struc	(141,845.71)	(7,934.46)	-	-	-	-	-	-	(149,780.17)
LGE-131100-Trimble Unit 2 FGD-Struc	(15,563.25)	(1,420.98)	-	-	-	-	-	-	(16,984.23)
LGE-131100-Structures & Imp	(174,345,183.88)	(1,344,082.75)	675,760.38	-	-	69,927.05	-	-	(174,943,579.20)
LGE-131101-AROP CR 1 Struct & Impr	-	-	-	-	-	-	-	-	-
LGE-131101-AROP CR 6 Struc ECR 2005	-	-	-	-	-	-	-	-	-
LGE-131101-AROP CR 6 Struct & Impr	-	-	-	-	-	-	-	-	-
LGE-131101-AROP MC 1 Struct & Impr	-	-	-	-	-	-	-	-	-
LGE-131101-AROP MC 3 Struct & Impr	-	-	-	-	-	-	-	-	-
LGE-131101-AROP MC 4 Struct & Impr	-	-	-	-	-	-	-	-	-
LGE-131101-AROP TC 1 Struct & Impr	-	-	-	-	-	-	-	-	-
LGE-131101-AROP TC 2 Struct ECR 2009	-	-	-	-	-	-	-	-	-
LGE-131101-AROP Struct & Impr	-	-	-	-	-	-	-	-	-
LGE-131105Dist Drive - Future Use	-	-	-	-	-	-	-	-	-
LGE-131110-CR 6 Capital Leased Equi	-	-	-	-	-	-	-	-	-
LGE-131110-MC 4 Capital Leased Equi	-	-	-	-	-	-	-	-	-
LGE-131110-CAPITAL LEASED EQUIP	-	-	-	-	-	-	-	-	-
LGE-131200-Cane Run Locomotives - B	-	-	-	-	-	-	-	-	-
LGE-131200-Cane Run Rail Cars - Boi	(0.03)	-	-	-	-	-	-	-	(0.03)
LGE-131200-Cane Run Unit 1 Boiler P	-	-	-	-	-	-	-	-	-

LOUISVILLE GAS & ELECTRIC COMPANY
 RESERVE FOR DEPRECIATION AND AMORTIZATION OF ELECTRIC PLANT IN SERVICE - FINANCIAL ACCOUNTING - Including 254 Balances
 MARCH 2020

	Beginning Balance	Accruals	Retirements	Transfers/ Adjustments	RWIP Transfers Out	Cost of Removal	Salvage	Other Credits	Ending Balance
LGE-131200-Cane Run Unit 2 Boiler P	-	-	-	-	-	-	-	-	-
LGE-131200-Cane Run Unit 3 Boiler P	-	-	-	-	-	-	-	-	-
LGE-131200-Cane Run Unit 4 SO2 Boil	-	-	-	-	-	-	-	-	-
LGE-131200-Cane Run Unit 5 SO2 Boil	-	-	-	-	-	-	-	-	-
LGE-131200-CR Unit 4 Boil	-	-	-	-	-	-	-	-	-
LGE-131200-CR Unit 4 Boil ECR 2006	-	-	-	-	-	-	-	-	-
LGE-131200-CR Unit 5 Boil	-	-	-	-	-	-	-	-	-
LGE-131200-CR Unit 5 Boil ECR 2006	-	-	-	-	-	-	-	-	-
LGE-131200-CR Unit 6 Boil	-	-	-	-	-	-	-	-	-
LGE-131200-CR Unit 6 Boil ECR 2006	-	-	-	-	-	-	-	-	-
LGE-131200-CR6 SO2 Boil	-	-	-	-	-	-	-	-	-
LGE-131200-CR6 SO2 Boil ECR 2005	-	-	-	-	-	-	-	-	-
LGE-131200-MC Offsite Rail Cars	-	-	-	-	-	-	-	-	-
LGE-131200-MC Unit 1 Boil	(37,122,562.75)	(1,141,340.37)	413,621.29	-	-	653,260.26	-	-	(37,197,021.57)
LGE-131200-MC Unit 1 Boil ECR 2006	-	-	-	-	-	-	-	-	-
LGE-131200-MC Unit 1 Boil ECR 2011	(16,648,739.33)	(1,703,639.40)	-	-	-	-	-	-	(18,352,378.73)
LGE-131200-MC Unit 1 Boil-Ash Pond	(239,588.43)	(3,016.08)	-	-	-	-	-	-	(242,604.51)
LGE-131200-MC Unit 2 Boil	(15,818,260.07)	(1,085,062.55)	37,643.72	-	-	5,736.37	-	-	(16,859,942.53)
LGE-131200-MC Unit 2 Boil ECR 2006	-	-	-	-	-	-	-	-	-
LGE-131200-MC Unit 2 Boil ECR 2011	(22,102,039.59)	(2,248,876.44)	-	-	-	-	-	-	(24,350,916.03)
LGE-131200-MC Unit 2 SO2 ECR 2011	(11,491,330.91)	(1,877,023.53)	-	-	-	-	-	-	(13,368,354.44)
LGE-131200-MC Unit 2 SO2 ECR 2016	(127,419.62)	(30,535.86)	-	-	-	-	-	-	(157,955.48)
LGE-131200-MC Unit 3 Boil	(66,000,217.19)	(1,917,317.85)	5,053,809.31	-	-	265,911.04	-	-	(62,597,814.69)
LGE-131200-MC Unit 3 Boil ECR 2006	-	-	-	-	-	-	-	-	-
LGE-131200-MC Unit 3 Boil ECR 2011	(14,226,951.62)	(1,613,471.76)	-	-	-	-	-	-	(15,840,423.38)
LGE-131200-MC Unit 3 Boil-Ash Pond	625,488.98	-	-	-	-	-	-	-	625,488.98
LGE-131200-MC Unit 3 SO2 ECR 2011	(15,032,428.91)	(2,006,536.47)	-	-	-	-	-	-	(17,038,965.38)
LGE-131200-MC Unit 3 SO2 ECR 2016	(114,511.43)	(16,434.66)	-	-	-	-	-	-	(130,946.09)
LGE-131200-MC Unit 4 Boil	(118,494,722.54)	(3,234,616.20)	1,219,461.28	-	-	3,222.45	-	-	(120,506,655.01)
LGE-131200-MC Unit 4 Boil ECR 2005	-	-	-	-	-	-	-	-	-
LGE-131200-MC Unit 4 Boil ECR 2006	-	-	-	-	-	-	-	-	-
LGE-131200-MC Unit 4 Boil ECR 2011	(26,844,290.93)	(1,769,362.67)	463,134.30	-	-	-	-	-	(28,150,519.30)
LGE-131200-MC Unit 4 Boil ECR 2016	4,067,387.91	(67,052.82)	-	-	-	-	-	-	4,000,335.09
LGE-131200-MC4 Boil ECR 2016-152381	(834,621.55)	(1,669,243.11)	-	-	-	-	-	-	(2,503,864.66)
LGE-131200-MC4 SO2 Boil	(6,233,089.66)	(602,334.21)	-	-	-	-	-	-	(6,835,423.87)
LGE-131200-MC4 SO2 Boil ECR 2005	-	-	-	-	-	-	-	-	-
LGE-131200-MC4 SO2 Boil ECR 2009	(178,135.61)	(31,927.26)	-	-	-	-	-	-	(210,062.87)
LGE-131200-MC4 SO2 Boil ECR 2011	(14,232,255.48)	(1,542,301.98)	-	-	-	-	-	-	(15,774,557.46)
LGE-131200-MC4 SO2 Boil ECR 2016	(563,224.41)	(10,817.40)	-	-	-	-	-	-	(574,041.81)
LGE-131200-Mill Creek Locomotives B	-	-	-	-	-	-	-	-	-
LGE-131200-Mill Creek Rail Cars Boi	(0.01)	-	-	-	-	-	-	-	(0.01)
LGE-131200-Mill Creek Unit 1 SO2 Bo	(9,369,275.31)	(154,577.84)	42,892.91	-	-	-	-	-	(9,480,960.24)
LGE-131200-Mill Creek Unit 2 SO2 Bo	2,604,226.13	(13,843.20)	-	-	-	-	-	-	2,590,382.93
LGE-131200-Mill Creek Unit 3 SO2 Bo	5,095,784.15	(54,159.00)	143,760.48	-	-	-	-	-	5,185,385.63
LGE-131200-TC 1 Futue Use - 105	10.01	-	-	-	-	-	-	-	10.01
LGE-131200-TC 2 FGD Boil	(3,769,662.34)	(89,427.90)	-	-	-	-	-	-	(3,859,090.24)
LGE-131200-TC 2 FGD Boil ECR 2006	-	-	-	-	-	-	-	-	-
LGE-131200-TC Unit 1 Boil	(82,576,942.98)	(1,760,411.75)	2,726,581.59	-	-	-	-	-	(81,610,773.14)
LGE-131200-TC Unit 1 Boil ECR 2006	-	-	-	-	-	-	-	-	-
LGE-131200-TC Unit 1 Boil ECR 2009	(535,992.55)	(61,023.39)	-	-	-	-	-	-	(597,015.94)
LGE-131200-TC Unit 1 Boil ECR 2011	(9,996,847.24)	(645,057.96)	-	-	-	-	-	-	(10,641,905.20)
LGE-131200-TC Unit 1 Boil-Ash Pond	(1,880,921.27)	(22,777.89)	-	-	-	-	-	-	(1,903,699.16)
LGE-131200-TC Unit 2 Boil	(25,641,756.79)	(786,484.71)	1,018,575.09	-	-	-	-	-	(25,409,666.41)
LGE-131200-TC Unit 2 Boil ECR 2006	-	-	-	-	-	-	-	-	-
LGE-131200-TC Unit 2 Boil ECR 2009	(4,167,424.03)	(495,456.18)	-	-	-	-	-	-	(4,662,880.21)
LGE-131200-TC Unit 2 Boil ECR 2016	(246,750.91)	(263,126.70)	-	-	-	-	-	-	(509,877.61)
LGE-131200-TC1 SO2 Boil	(30,829,619.97)	(392,819.91)	824,815.67	-	-	-	-	-	(30,397,624.21)
LGE-131200-TC1 SO2 Boil ECR 2005	-	-	-	-	-	-	-	-	-
LGE-131200-TC1 SO2 Boil ECR 2016	(18,460.64)	(3,215.22)	-	-	-	-	-	-	(21,675.86)

LOUISVILLE GAS & ELECTRIC COMPANY
 RESERVE FOR DEPRECIATION AND AMORTIZATION OF ELECTRIC PLANT IN SERVICE - FINANCIAL ACCOUNTING - Including 254 Balances
 MARCH 2020

	Beginning Balance	Accruals	Retirements	Transfers/ Adjustments	RWIP Transfers Out	Cost of Removal	Salvage	Other Credits	Ending Balance
LGE-131200-TC2 Boil ECR2009-151118	-	(140,425.59)	-	-	-	-	-	-	(140,425.59)
LGE-131200-TC2 Boil ECR2009-159091	-	(164.72)	-	-	-	-	-	-	(164.72)
LGE-131200-TC2 Boil ECR 2009-Ash Po	(674,611.54)	(22,631.16)	-	-	-	-	-	-	(697,242.70)
LGE-131200-Boiler	(523,619,758.46)	(27,476,513.74)	11,944,295.64	-	-	928,130.12	-	-	(538,223,846.44)
LGE-131201-AROP MC3 Boiler Plt Equip	-	-	-	-	-	-	-	-	-
LGE-131201-AROP MC4 SO2 Boiler Plt	-	-	-	-	-	-	-	-	-
LGE-131201-AROP Boiler Plt	-	-	-	-	-	-	-	-	-
LGE-131400-Cane Run Unit 1 Turbog	-	-	-	-	-	-	-	-	-
LGE-131400-Cane Run Unit 2 Turbog	-	-	-	-	-	-	-	-	-
LGE-131400-Cane Run Unit 3 Turbog	-	-	-	-	-	-	-	-	-
LGE-131400-Cane Run Unit 4 Turbog	-	-	-	-	-	-	-	-	-
LGE-131400-Cane Run Unit 5 Turbog	-	-	-	-	-	-	-	-	-
LGE-131400-Cane Run Unit 6 Turbog	-	-	-	-	-	-	-	-	-
LGE-131400-Mill Creek Unit 1 Turbog	(11,821,437.14)	(325,012.55)	51,992.29	-	-	144,560.14	-	-	(11,949,897.26)
LGE-131400-Mill Creek Unit 2 Turbog	(12,235,289.38)	(330,109.50)	-	-	-	-	-	-	(12,565,398.88)
LGE-131400-Mill Creek Unit 3 Turbog	(21,761,485.95)	(266,613.49)	2,723,264.88	-	-	43,731.00	-	-	(19,261,103.56)
LGE-131400-Mill Creek Unit 4 Turbog	(25,086,914.15)	(415,037.70)	-	-	-	-	-	-	(25,501,951.85)
LGE-131400-TC 1 Future Use - 105	15,976.37	-	-	-	-	-	-	-	15,976.37
LGE-131400-Trimble Unit 1 Turbog	(30,279,585.61)	(320,688.03)	-	-	-	-	-	-	(30,600,273.64)
LGE-131400-Trimble Unit 2 Turbog	(5,218,047.81)	(126,258.88)	-	-	-	-	-	-	(5,344,306.69)
LGE-131400-Turbogenerators	(106,386,783.67)	(1,783,720.15)	2,775,257.17	-	-	188,291.14	-	-	(105,206,955.51)
LGE-131500-Cane Run Unit 1 Accessor	-	-	-	-	-	-	-	-	-
LGE-131500-Cane Run Unit 2 Accessor	-	-	-	-	-	-	-	-	-
LGE-131500-Cane Run Unit 3 Accessory	-	-	-	-	-	-	-	-	-
LGE-131500-Cane Run Unit 4 Accessor	-	-	-	-	-	-	-	-	-
LGE-131500-Cane Run Unit 4 SO2 Acce	-	-	-	-	-	-	-	-	-
LGE-131500-Cane Run Unit 5 Accessor	-	-	-	-	-	-	-	-	-
LGE-131500-Cane Run Unit 5 SO2 Acce	-	-	-	-	-	-	-	-	-
LGE-131500-Cane Run Unit 6 Accessor	-	-	-	-	-	-	-	-	-
LGE-131500-Cane Run Unit 6 SO2 Acce	-	-	-	-	-	-	-	-	-
LGE-131500-MC Unit 1 Acc ECR 2011	(376,106.60)	(21,672.63)	-	-	-	-	-	-	(397,779.23)
LGE-131500-MC Unit 2 Acc ECR 2011	(81,649.87)	(16,309.56)	-	-	-	-	-	-	(97,959.43)
LGE-131500-MC Unit 2 SO2 ECR 2011	(952,883.84)	(70,231.11)	-	-	-	-	-	-	(1,023,114.95)
LGE-131500-MC Unit 3 Acc ECR 2011	(466,401.97)	(59,200.29)	-	-	-	-	-	-	(525,602.26)
LGE-131500-Mill Creek 4 ECR 2011	(220,423.33)	(20,081.55)	-	-	-	-	-	-	(240,504.88)
LGE-131500-Mill Creek Unit 1 Access	(11,769,355.50)	(128,180.91)	-	-	-	-	-	-	(11,897,536.41)
LGE-131500-Mill Creek Unit 1 SO2 Ac	41,256.58	(35.37)	-	-	-	-	-	-	41,221.21
LGE-131500-Mill Creek Unit 2 Access	(5,648,607.84)	(109,987.56)	69,855.00	-	-	-	-	-	(5,688,740.40)
LGE-131500-Mill Creek Unit 2 SO2 Ac	220,811.78	-	-	-	-	-	-	-	220,811.78
LGE-131500-Mill Creek Unit 3 Access	(13,955,717.94)	(132,462.64)	316,230.02	-	-	-	-	-	(13,771,950.56)
LGE-131500-Mill Creek Unit 3 SO2 Ac	(1,313,158.25)	(12,930.42)	-	-	-	-	-	-	(1,326,088.67)
LGE-131500-Mill Creek Unit 4 Access	(18,497,920.30)	(159,408.90)	113,332.17	-	-	-	-	-	(18,543,997.03)
LGE-131500-Mill Creek Unit 4 SO2 Ac	(256,638.82)	(544.71)	-	-	-	-	-	-	(257,183.53)
LGE-131500-Mill Crk #3 SO2 ECR 2011	(0.88)	(0.33)	-	-	-	-	-	-	(1.21)
LGE-131500-Mill Crk #4 SO2 ECR 2011	(203,019.00)	(62,835.54)	-	-	-	-	-	-	(265,854.54)
LGE-131500-TC 1 Future Use - 105	-	-	-	-	-	-	-	-	-
LGE-131500-TC Unit 2 Acce	(1,878,722.42)	(54,682.13)	-	-	-	-	-	-	(1,933,404.55)
LGE-131500-TC Unit 2 Acce ECR 2006	-	-	-	-	-	-	-	-	-
LGE-131500-TC Unit 2 Acce ECR 2009	(157,753.90)	(7,584.54)	-	-	-	-	-	-	(165,338.44)
LGE-131500-Trimble 1 Acc ECR 2011	(888,148.27)	(87,887.58)	-	-	-	-	-	-	(976,035.85)
LGE-131500-Trimble Unit 1 Accessory	(30,882,999.77)	(282,414.84)	125,074.48	-	-	-	-	-	(31,040,340.13)
LGE-131500-Trimble Unit 1 SO2 Acces	(2,448,162.94)	(6,294.90)	-	-	-	-	-	-	(2,454,457.84)
LGE-131500-Accessory	(89,735,603.08)	(1,232,745.51)	624,491.67	-	-	-	-	-	(90,343,856.92)
LGE-131501-AROP Cane Run Unit 4 Accessor	-	-	-	-	-	-	-	-	-
LGE-131501-AROP Cane Run Unit 5 Accessor	-	-	-	-	-	-	-	-	-
LGE-131501-AROP Cane Run Unit 6 Accessor	-	-	-	-	-	-	-	-	-
LGE-131501-AROP MC 1 Accessor	-	-	-	-	-	-	-	-	-
LGE-131501-AROP MC 2 Accessor	-	-	-	-	-	-	-	-	-
LGE-131501-AROP MC 3 Accessor	-	-	-	-	-	-	-	-	-
LGE-131501-AROP MC 4 Accessor	-	-	-	-	-	-	-	-	-
LGE-131501-AROP TC 1 Accessor	-	-	-	-	-	-	-	-	-

LOUISVILLE GAS & ELECTRIC COMPANY
RESERVE FOR DEPRECIATION AND AMORTIZATION OF ELECTRIC PLANT IN SERVICE - FINANCIAL ACCOUNTING - Including 254 Balances
MARCH 2020

	Beginning Balance	Accruals	Retirements	Transfers/ Adjustments	RWIP Transfers Out	Cost of Removal	Salvage	Other Credits	Ending Balance
LGE-131501-AROP Accessory	-	-	-	-	-	-	-	-	-
LGE-131600-Cane Run Unit 1 Misc. Po	-	-	-	-	-	-	-	-	-
LGE-131600-Cane Run Unit 3 Misc. Po	-	-	-	-	-	-	-	-	-
LGE-131600-Cane Run Unit 4 Misc. Po	-	-	-	-	-	-	-	-	-
LGE-131600-Cane Run Unit 4 SO2 Misc	-	-	-	-	-	-	-	-	-
LGE-131600-Cane Run Unit 5 Misc. Po	-	-	-	-	-	-	-	-	-
LGE-131600-Cane Run Unit 5 SO2 Misc	-	-	-	-	-	-	-	-	-
LGE-131600-Cane Run Unit 6 Misc. Po	-	-	-	-	-	-	-	-	-
LGE-131600-Cane Run Unit 6 SO2 Misc	-	-	-	-	-	-	-	-	-
LGE-131600-Distribution Drive ECR 2011	(90,536.99)	(2,952.03)	-	-	-	-	-	-	(93,489.02)
LGE-131600-Distribution Drive	(14,594.97)	(8,678.67)	-	-	-	-	-	-	(23,273.64)
LGE-131600-MC Unit 1 Misc ECR 2011	(1,500.85)	(4.89)	-	-	-	-	-	-	(1,505.74)
LGE-131600-MC Unit 2 Misc ECR 2011	(299.21)	(3.69)	-	-	-	-	-	-	(302.90)
LGE-131600-Mill Crk #4 SO2 ECR 2011	(61,355.84)	(3,490.53)	-	-	-	-	-	-	(64,846.37)
LGE-131600-Mill Creek Unit 1 Misc P	(522,276.15)	(7,601.34)	-	-	-	-	-	-	(529,877.49)
LGE-131600-Mill Creek Unit 2 Misc.	(35,070.34)	(631.95)	31,738.22	-	-	7,083.31	-	-	3,119.24
LGE-131600-Mill Creek Unit 3 Misc.	(315,483.73)	(1,380.11)	-	-	-	-	-	-	(316,863.84)
LGE-131600-Mill Creek Unit 4 Misc.	(3,947,990.23)	(98,894.43)	-	-	-	-	-	-	(4,046,884.66)
LGE-131600-Mill Creek Unit 4 SO2 Mi	(10,976.16)	(4.32)	-	-	-	-	-	-	(10,980.48)
LGE-131600-Trimble Unit 1 Misc. Pow	(1,758,300.36)	(20,719.56)	-	-	-	-	-	-	(1,779,019.92)
LGE-131600-Trimble Unit 2 Misc. Pow	(367,346.66)	(26,987.76)	-	-	-	-	-	-	(394,334.42)
LGE-131600-Misc. Power Plant	(7,125,731.49)	(171,349.28)	31,738.22	-	-	7,083.31	-	-	(7,258,259.24)
LGE-131707-ARO Cost Steam (Eqp)	(3,819,197.00)	(3,534,188.35)	4,384,901.00	-	-	-	-	-	(2,968,484.35)
LGE-131708-ARO Cost Steam (CCR)	(37,102,419.35)	(876,434.60)	-	-	-	-	-	-	(37,978,853.95)
	<u>(942,134,676.93)</u>	<u>(36,419,034.38)</u>	<u>20,436,444.08</u>	<u>-</u>	<u>-</u>	<u>1,193,431.62</u>	<u>-</u>	<u>-</u>	<u>(956,923,835.61)</u>
Electric Transmission									
LGE-135010- Electric Transmission -	(3,403,006.78)	(24,474.81)	-	-	-	-	-	-	(3,427,481.59)
LGE-135020-Electric Transmission -	-	-	-	-	-	-	-	-	-
LGE-135210- Electric Transmission -	(2,875,320.08)	(75,251.57)	-	-	-	-	-	-	(2,950,571.65)
LGE-135210-TC Sw. Station - Substat	(99,845.79)	(975.45)	-	-	-	-	-	-	(100,821.24)
LGE-135210-TC Unit 1 - Trans Sub	-	-	-	-	-	-	-	-	-
LGE-135220-Struct & Improve-System	(33.84)	-	-	-	-	-	-	-	(33.84)
LGE-135310- Electric Transmission -	(67,965,892.09)	(943,613.74)	293,410.74	25,861.94	-	127,285.06	(2,105.31)	-	(68,465,053.40)
LGE-135310-TC Sw. Station - Substat	(90,969.25)	(13,785.63)	-	-	-	-	-	-	(104,754.88)
LGE-135310-TC Unit 1 - Trans. - Sub	4,726.55	-	-	-	-	-	-	-	4,726.55
LGE-135311-AROP Station Equip	-	-	-	-	-	-	-	-	-
LGE-135311-AROP TC1 Station Equip	-	-	-	-	-	-	-	-	-
LGE-135320-Station Equip System	(36.09)	-	-	-	-	-	-	-	(36.09)
LGE-135400- Electric Transmission -	(26,403,413.11)	(208,574.12)	-	(10,938.72)	-	-	-	-	(26,622,925.95)
LGE-135500- Electric Transmission -	(31,108,782.94)	(785,910.83)	-	10,938.72	-	-	-	-	(31,883,755.05)
LGE-135600- Electric Transmission -	(32,060,305.04)	(552,101.49)	-	-	-	-	-	-	(32,612,406.53)
LGE-135700-Electric Transmission -	(799,025.12)	(8,880.27)	-	-	-	-	-	-	(807,905.39)
LGE-135800-Electric Transmission -	(3,759,433.52)	(51,840.18)	-	-	-	-	-	-	(3,811,273.70)
LGE-135915-ARO Cost Transm (L/B)	(1,930.08)	(309.54)	-	-	-	-	-	-	(2,239.62)
LGE-135917-ARO Cost Transm (Eqp)	(45,739.95)	(1,126.47)	-	-	-	-	-	-	(46,866.42)
	<u>(168,609,007.13)</u>	<u>(2,666,844.10)</u>	<u>293,410.74</u>	<u>25,861.94</u>	<u>-</u>	<u>127,285.06</u>	<u>(2,105.31)</u>	<u>-</u>	<u>(170,831,398.80)</u>
Total Electric Depreciation Reserves	<u>(1,840,675,127.29)</u>	<u>(54,100,154.55)</u>	<u>25,165,814.30</u>	<u>25,861.94</u>	<u>-</u>	<u>6,149,801.11</u>	<u>(458,778.62)</u>	<u>(1,239.00)</u>	<u>(1,863,893,822.11)</u>
Electric Intangible Plant									
LGE-130100-Elect. Intangible Plant -	-	-	-	-	-	-	-	-	-
LGE-130200-Franchises and Consents	-	-	-	-	-	-	-	-	-
Total Electric Amortization Reserves	<u>-</u>	<u>-</u>	<u>-</u>	<u>-</u>	<u>-</u>	<u>-</u>	<u>-</u>	<u>-</u>	<u>-</u>

LOUISVILLE GAS & ELECTRIC COMPANY
RESERVE FOR DEPRECIATION AND AMORTIZATION OF ELECTRIC PLANT IN SERVICE - FINANCIAL ACCOUNTING - Including 254 Balances
MARCH 2020

<u>Beginning Balance</u>	<u>Accruals</u>	<u>Retirements</u>	<u>Transfers/ Adjustments</u>	<u>RWIP Transfers Out</u>	<u>Cost of Removal</u>	<u>Salvage</u>	<u>Other Credits</u>	<u>Ending Balance</u>
------------------------------	-----------------	--------------------	-----------------------------------	-------------------------------	----------------------------	----------------	--------------------------	---------------------------

LOUISVILLE GAS & ELECTRIC COMPANY
RESERVE FOR DEPRECIATION AND AMORTIZATION OF ELECTRIC PLANT IN SERVICE - FINANCIAL ACCOUNTING - Including 254 Balances
MARCH 2020

	Beginning Balance	Accruals	Retirements	Transfers/ Adjustments	RWIP Transfers Out	Cost of Removal	Salvage	Other Credits	Ending Balance
Gas Distribution									
LGE-237412-Gas Distribution Land	-	-	-	-	-	-	-	-	-
LGE-237413- Land- Gas Line Tracker	-	-	-	-	-	-	-	-	-
LGE-237422-Gas Distribution Land Ri	(77,439.69)	-	-	-	-	-	-	-	(77,439.69)
LGE-237510-Gas Distribution - City	(109,800.58)	(1,623.57)	-	-	-	-	-	-	(111,424.15)
LGE-237520-Gas Distribution - Other	(335,347.73)	(8,609.28)	-	-	-	-	-	-	(343,957.01)
LGE-237600-Gas Distribution - Mains	(141,368,026.59)	(1,572,957.65)	-	-	-	-	-	-	(142,940,984.24)
LGE-237610-Mains	(5,069,584.56)	(182,688.31)	-	-	-	-	-	-	(5,252,272.87)
LGE-237620-Gas Line Tracker - Mains	(250,939.06)	(30,301.10)	-	-	-	-	-	-	(281,240.16)
LGE-237800-Gas Distribution - Measu	(2,642,328.93)	(161,870.56)	29,478.63	-	-	12,600.00	-	-	(2,762,120.86)
LGE-237900-Gas Distribution - City	(1,484,598.56)	(62,343.54)	44,143.82	-	-	9,600.00	-	-	(1,493,198.28)
LGE-238000-Gas Distribution - Gas S	(103,012,792.01)	(1,771,925.10)	37,777.94	-	-	47,814.68	-	-	(104,699,124.49)
LGE-238010-Gas Line Tracker Service	(29,002,284.30)	(1,393,578.89)	-	-	-	-	-	-	(30,395,863.19)
LGE-238020-Gas Line Tracker Service	(1,964,193.83)	(405,622.67)	-	-	-	-	-	-	(2,369,816.50)
LGE-238100-Meters	(13,497,136.20)	(613,616.68)	3,516.89	-	-	4,451.25	-	-	(14,102,784.74)
LGE-238300-Regulators	(7,472,950.64)	(259,368.42)	-	-	-	-	-	-	(7,732,319.06)
LGE-238500-Gas Distribution - Indus	(214,590.58)	(6,823.01)	-	-	-	-	-	-	(221,413.59)
LGE-238700-Gas Distribution - Other	(30,641.06)	(247.89)	-	-	-	-	-	-	(30,888.95)
LGE-238805-ARO Cost Gas Dist (L/B)	-	-	-	-	-	-	-	-	-
LGE-238807-ARO Cost Gas Dist (Eqp)	(1,889,553.17)	(79,785.08)	-	-	-	-	-	-	(1,969,338.25)
	(308,422,207.49)	(6,551,361.75)	114,917.28	-	-	74,465.93	-	-	(314,784,186.03)
Gas General Plant									
LGE-239200-Cars & Light Trucks-	(22,386.92)	(992.01)	-	-	-	-	-	-	(23,378.93)
LGE-239200-Cars and Light Trucks	-	-	-	-	-	-	-	-	-
LGE-239210-Heavy Trucks & Other-	(642,957.87)	(13,342.71)	-	-	-	-	-	-	(656,300.58)
LGE-239210-Heavy Trucks and Other	-	-	-	-	-	-	-	-	-
LGE-239220-Transportation Equip-Tra	(213,053.41)	(12,870.45)	-	-	-	-	-	-	(225,923.86)
LGE-239400-Tools, Shop, and Garage	(2,884,619.52)	(85,468.08)	-	-	-	-	-	-	(2,970,087.60)
LGE-239500-Laboratory Equipment	-	-	-	-	-	-	-	-	-
LGE-239610-Power Op Equip-Lg Mach	-	-	-	-	-	-	-	-	-
LGE-239610-Power Op Equip-Lg Mach-	(2,149,443.86)	(24,357.69)	95,462.25	-	-	-	-	-	(2,078,339.30)
LGE-239620-Power Op Equip - Other	(138,960.62)	(3,558.06)	-	-	-	-	-	-	(142,518.68)
LGE-239720-DSM Equipment	-	-	-	-	-	-	-	-	-
	(6,051,422.20)	(140,589.00)	95,462.25	-	-	-	-	-	(6,096,548.95)
Gas Storage									
LGE-235010-Gas Storage Underground	-	-	-	-	-	-	-	-	-
LGE-235020-Gas Storage Underground	(71,524.03)	(149.28)	-	-	-	-	-	-	(71,673.31)
LGE-235120-Gas Storage Undg. - Comp	(2,005,747.33)	(55,023.37)	-	-	-	-	-	-	(2,060,770.70)
LGE-235130-Gas Storage Undg. - Regu	(17,255.93)	(85.92)	-	-	-	-	-	-	(17,341.85)
LGE-235140- Gas Storage Underground	(1,200,048.36)	(34,562.52)	-	-	-	-	-	-	(1,234,610.88)
LGE-235210-Gas Storage Undg. - Leas	(569,589.96)	-	-	-	-	-	-	-	(569,589.96)
LGE-235220-Gas Storage Underground	(452,027.29)	-	-	-	-	-	-	-	(452,027.29)
LGE-235230-Gas Storage Undg. - Non	(8,419,332.20)	(19,780.14)	-	-	-	-	-	-	(8,439,112.34)
LGE-235240- Gas Storage Underground	(1,563,813.47)	(30,822.27)	-	-	-	-	-	-	(1,594,635.74)
LGE-235250- AROP Gas Storage Underground	-	-	-	-	-	-	-	-	-
LGE-235255- Gas Storage Underground	(1,343,793.91)	(120,035.45)	-	-	-	-	-	-	(1,463,829.36)
LGE-235300- Gas Storage Underground	(9,795,230.90)	(138,398.78)	2,587.55	-	-	17,191.43	-	-	(9,913,850.70)
LGE-235400-Gas Storage Undg. - Comp	(10,593,007.97)	(377,797.22)	7,718.84	-	-	-	-	-	(10,963,086.35)
LGE-235500-Gas Storage Undg. - Meas	(406,207.11)	(17,457.96)	-	-	-	-	-	-	(423,665.07)
LGE-235600-Gas Storage Undg. - Puri	(7,090,351.98)	(167,026.50)	7,596.23	-	-	35,249.28	-	-	(7,214,532.97)
LGE-235700- Gas Storage Underground	(805,167.89)	(31,705.46)	42,542.23	-	-	-	-	-	(794,331.12)
LGE-235805-ARO Cost Gas UG Store (L	(160,031.52)	(113.73)	-	-	-	-	-	-	(160,145.25)
LGE-235807-ARO Cost Gas UG Store (E	(1,068,915.17)	(39,789.31)	-	-	-	-	-	-	(1,108,704.48)
	(45,562,045.02)	(1,032,747.91)	60,444.85	-	-	52,440.71	-	-	(46,481,907.37)

LOUISVILLE GAS & ELECTRIC COMPANY
RESERVE FOR DEPRECIATION AND AMORTIZATION OF ELECTRIC PLANT IN SERVICE - FINANCIAL ACCOUNTING - Including 254 Balances
MARCH 2020

	Beginning Balance	Accruals	Retirements	Transfers/ Adjustments	RWIP Transfers Out	Cost of Removal	Salvage	Other Credits	Ending Balance
Gas Transmission									
LGE-236520-Gas Transmission Rights	(211,738.95)	(71.70)	-	-	-	-	-	-	(211,810.65)
LGE-236700-Gas Transmission - Mains	(13,814,781.53)	(301,947.61)	-	-	-	-	-	-	(14,116,729.14)
LGE-237207-ARO Cost Gas Trans (Eq)	(445,014.98)	(10,812.13)	-	-	-	-	-	-	(455,827.11)
	(14,471,535.46)	(312,831.44)	-	-	-	-	-	-	(14,784,366.90)
Total Gas Depreciation Reserves	(374,507,210.17)	(8,037,530.10)	270,824.38	-	-	126,906.64	-	-	(382,147,009.25)
Gas Intangible Plant									
LGE-230200-Franchises and Consents	(304.68)	(12.00)	-	-	-	-	-	-	(316.68)
	(304.68)	(12.00)	-	-	-	-	-	-	(316.68)
Total Gas Amortization Reserves	(304.68)	(12.00)	-	-	-	-	-	-	(316.68)
Common General Plant									
LGE-338910-Common - Land	-	-	-	-	-	-	-	-	-
LGE-338920-Common - Land Rights	-	-	-	-	-	-	-	-	-
LGE-339010-Common Structures - Gene	(14,889,412.51)	(277,040.62)	13,524.63	-	-	4,764.16	-	-	(15,148,164.34)
LGE-339010-Str LGE BLDG - Joint Use	(13,915.64)	(6,720.94)	-	-	-	-	-	-	(20,636.58)
LGE-339010-Struct Broad.-Joint Use	(365,301.16)	(20,807.38)	-	-	-	-	-	-	(386,108.54)
LGE-339010-Struct Broad.-LGE Owned	(15,643,229.94)	(202,852.23)	1,365,426.03	-	-	266,147.68	-	-	(14,214,508.46)
LGE-339010-Struct-LGE Bldg Owned	(174,649.85)	(2,995.63)	295,605.15	-	-	28,007.36	-	-	145,967.03
LGE-339020-Common Structures - Tran	216,587.76	(2,557.50)	-	-	-	-	-	-	214,030.26
LGE-339030-Common Structures - Stor	(7,183,501.36)	(50,150.69)	23,063.12	-	-	2,039.32	-	-	(7,208,549.61)
LGE-339040-Common Structures - Othe	(232,802.67)	(6,679.55)	2,536.46	-	-	-	-	-	(236,945.76)
LGE-339060-Common Structures - Micr	(430,166.74)	(5,416.08)	-	-	-	-	-	-	(435,582.82)
LGE-339110-Office Furniture	(5,710,767.81)	(29,191.20)	126,576.85	-	-	11,992.64	-	-	(5,601,389.52)
LGE-339120-Office Equipment	(703,861.79)	(51,692.69)	-	-	-	-	-	-	(755,554.48)
LGE-339130-Computer Eq	(6,283,947.18)	(1,248,861.33)	1,899,696.18	-	-	-	-	-	(5,633,112.33)
LGE-339131-Personal Computers	(2,703,956.41)	(327,766.50)	63,978.35	-	-	-	-	-	(2,967,744.56)
LGE-339133-Computer Eq ECR 2006	(0.00)	-	-	-	-	-	-	-	(0.00)
LGE-339140-Security Equipment	(976,437.17)	(25,738.56)	-	-	-	-	-	-	(1,002,175.73)
LGE-339200-Cars and Light Trucks	(164.48)	(390.89)	-	-	-	-	-	-	(555.37)
LGE-339210-Heavy Trucks & Other-	(173,821.15)	(2,251.32)	-	-	-	-	-	-	(176,072.47)
LGE-339210-Trans Equip-Heavy Trucks and Other	-	-	-	-	-	-	-	-	-
LGE-339220-Trans Equip-Trailers	(3,701.20)	(1,005.63)	-	-	-	-	-	-	(4,706.83)
LGE-339300-Stores Equipment	(1,168,225.79)	(21,958.74)	-	-	-	-	-	-	(1,190,184.53)
LGE-339400-Tools, Shop, Garage Equi	(2,579,957.97)	(45,658.98)	31,439.90	-	-	-	-	(5,000.00)	(2,599,177.05)
LGE-339500-Laboratory Equipment	-	-	-	-	-	-	-	-	-
LGE-339610-Power Op Equip- Lg Mach	-	-	-	-	-	-	-	-	-
LGE-339610-Power Op Equip- Lg Mach-	(237,781.09)	(493.20)	-	-	-	-	-	-	(238,274.29)
LGE-339620-Power Op Equip - Other	(15,078.56)	(102.90)	-	-	-	-	-	-	(15,181.46)
LGE-339700-Microwave,Fiber,Other	(15,483,896.27)	(41,094.69)	-	(25,861.94)	-	-	-	-	(15,550,852.90)
LGE-339710- Radios and Telephone	(11,399,875.12)	(133,913.41)	-	-	-	-	-	-	(11,533,788.53)
LGE-339800-Miscellaneous Equipment	-	-	-	-	-	-	-	-	-
LGE-339915-ARO Cost Common (L/B)	-	-	-	-	-	-	-	-	-
	(86,157,864.10)	(2,505,340.66)	3,821,846.67	(25,861.94)	-	312,951.16	-	(5,000.00)	(84,559,268.87)
Non-Utility Property									
LGE-312101-Nonutility Prop - Coal L	-	-	-	-	-	-	-	-	-
LGE-312103-Nonutility-Coal Rts of W	(249.93)	-	-	-	-	-	-	-	(249.93)
LGE-312104-Nonutility Prop - Misc L	-	-	-	-	-	-	-	-	-
LGE-312102-Nonutility-Coal Mineral	(63,110.43)	-	-	-	-	-	-	-	(63,110.43)
LGE-312192-Nonutility Cars & Trucks	-	-	-	-	-	-	-	-	-
	(63,360.36)	-	-	-	-	-	-	-	(63,360.36)

LOUISVILLE GAS & ELECTRIC COMPANY
 RESERVE FOR DEPRECIATION AND AMORTIZATION OF ELECTRIC PLANT IN SERVICE - FINANCIAL ACCOUNTING - Including 254 Balances
 MARCH 2020

	Beginning Balance	Accruals	Retirements	Transfers/ Adjustments	RWIP Transfers Out	Cost of Removal	Salvage	Other Credits	Ending Balance
Total Common Depreciation Reserves	(86,221,224.46)	(2,505,340.66)	3,821,846.67	(25,861.94)	-	312,951.16	-	(5,000.00)	(84,622,629.23)

LOUISVILLE GAS & ELECTRIC COMPANY
 RESERVE FOR DEPRECIATION AND AMORTIZATION OF ELECTRIC PLANT IN SERVICE - FINANCIAL ACCOUNTING - Including 254 Balances
 MARCH 2020

	Beginning Balance	Accruals	Retirements	Transfers/ Adjustments	RWIP Transfers Out	Cost of Removal	Salvage	Other Credits	Ending Balance
Common Intangible Plant									
LGE-330100-Common Intangible Plant	-	-	-	-	-	-	-	-	-
LGE-330200-Franchises and Consents	-	-	-	-	-	-	-	-	-
LGE-330300-Misc Intang Plant-Softwa	(27,222,171.41)	(3,462,733.89)	3,466,644.69	-	-	-	-	-	(27,218,260.61)
LGE-330310-CCS Software	(6,432,114.76)	(395,761.74)	-	-	-	-	-	-	(6,827,876.50)
LGE-330320-Law Library	-	-	-	-	-	-	-	-	-
LGE-330330-Cloud Software NonCurmt	-	-	-	-	-	-	-	-	-
LGE-330340-Cloud Software Prepaids	-	-	-	-	-	-	-	-	-
	<u>(33,654,286.17)</u>	<u>(3,858,495.63)</u>	<u>3,466,644.69</u>	<u>-</u>	<u>-</u>	<u>-</u>	<u>-</u>	<u>-</u>	<u>(34,046,137.11)</u>
Total Common Amortization Reserves	<u>(33,654,286.17)</u>	<u>(3,858,495.63)</u>	<u>3,466,644.69</u>	<u>-</u>	<u>-</u>	<u>-</u>	<u>-</u>	<u>-</u>	<u>(34,046,137.11)</u>
TOTAL RESERVES	<u>(2,335,058,152.77)</u>	<u>(68,501,532.94)</u>	<u>32,725,130.04</u>	<u>-</u>	<u>-</u>	<u>6,589,658.91</u>	<u>(458,778.62)</u>	<u>(6,239.00)</u>	<u>(2,364,709,914.38)</u>

From: [Daly, Karen](#)
To: [Wiseman, Sara](#)
Subject: Meter/Transformer File
Date: Thursday, April 30, 2020 9:41:47 AM

To: jspanos@gfnet.com, fjohnston@gfnet.com

CC: Sara.Wiseman@lge-ku.com, Eric.Riggs@lge-ku.com

One or more files have been sent to you.

Visit the [Workspace](#) to retrieve files.

You may be prompted to register an account if authentication is required.

This link will expire on 5/7/2020 1:41:46 PM

See attached.

Acct #	Company	Location	Code	Trans Code	Vintage Yr	Class Yr	Total	Garrett/Spanos
137000	LGE		9999		9	1972	1972	1,260,272.40
137000	LGE		9999		6	1972	2017	(12,763.26)
137000	LGE		9999		0	1972	2003	(548,197.82)
137000	LGE		9999		0	1972	2003	(11,816.81)
137000	LGE		9999		0	1972	2006	(158,373.03)
137000	LGE		9999		0	1972	2006	(6,410.65)
137000	LGE		9999		0	1972	2009	(50,562.82)
137000	LGE		9999		0	1972	2010	(3,246.01)
137000	LGE		9999		0	1972	2011	(174.44)
137000	LGE		9999		0	1972	2011	(133.58)
137000	LGE		9999		0	1972	2012	(1,348.73)
137000	LGE		9999		0	1972	2013	(1,140.97)
137000	LGE		9999		0	1972	2013	(2,315.11)
137000	LGE		9999		0	1972	2014	(7,685.49)
137000	LGE		9999		0	1972	2015	(4,952.27)
137000	LGE		9999		0	1972	2015	(733.75)
137000	LGE		9999		0	1972	2016	(4,886.79)
137000	LGE		9999		0	1972	2016	(120,230.81)
137000	LGE		9999		0	1972	2017	(119,694.83)
137000	LGE		9999		0	1972	2018	(17,117.53)
137000	LGE		9999		0	1972	2019	(51,098.44)
137000	LGE		9999		9	1973	1973	835,569.70
137000	LGE		9999		6	1973	2017	(34,518.19)
137000	LGE		9999		0	1973	2006	(45,539.94)
137000	LGE		9999		0	1973	2006	(3,016.16)
137000	LGE		9999		0	1973	2009	(65,596.29)
137000	LGE		9999		0	1973	2010	(5,137.11)
137000	LGE		9999		0	1973	2011	(242.14)
137000	LGE		9999		0	1973	2011	(174.63)
137000	LGE		9999		0	1973	2012	(4,122.25)
137000	LGE		9999		0	1973	2013	(2,193.14)
137000	LGE		9999		0	1973	2013	(3,616.72)
137000	LGE		9999		0	1973	2014	(11,721.96)
137000	LGE		9999		0	1973	2015	(6,159.99)
137000	LGE		9999		0	1973	2016	(7,490.62)
137000	LGE		9999		0	1973	2017	(168,346.72)
137000	LGE		9999		0	1973	2018	(24,085.98)
137000	LGE		9999		0	1973	2019	(565.71)
137000	LGE		9999		9	1974	1974	60,283.50
137000	LGE		9999		6	1974	2017	(35,550.17)
137000	LGE		9999		0	1974	2006	(3,511.31)
137000	LGE		9999		0	1974	2009	(1,491.95)
137000	LGE		9999		0	1974	2010	(926.01)
137000	LGE		9999		0	1974	2011	(25.72)
137000	LGE		9999		0	1974	2011	(154.33)
137000	LGE		9999		0	1974	2012	(2,778.16)
137000	LGE		9999		0	1974	2013	(771.71)
137000	LGE		9999		0	1974	2013	(668.82)
137000	LGE		9999		0	1974	2014	(1,852.11)
137000	LGE		9999		0	1974	2016	(926.06)
137000	LGE		9999		0	1974	2017	(10,984.06)
137000	LGE		9999		0	1974	2018	(565.92)
137000	LGE		9999		0	1974	2019	(77.17)
137000	LGE		9999		9	1975	1975	48,353.00

137000 LGE	9999	6	1975	2017	(28,931.78)
137000 LGE	9999	0	1975	2006	(1,638.06)
137000 LGE	9999	0	1975	2009	(1,142.05)
137000 LGE	9999	0	1975	2010	(761.33)
137000 LGE	9999	0	1975	2011	(217.52)
137000 LGE	9999	0	1975	2011	(380.66)
137000 LGE	9999	0	1975	2012	(2,338.45)
137000 LGE	9999	0	1975	2013	(598.22)
137000 LGE	9999	0	1975	2013	(598.21)
137000 LGE	9999	0	1975	2014	(1,359.58)
137000 LGE	9999	0	1975	2016	(652.60)
137000 LGE	9999	0	1975	2017	(9,190.71)
137000 LGE	9999	0	1975	2018	(435.06)
137000 LGE	9999	0	1975	2019	(108.77)
137000 LGE	9999	9	1976	1976	395,283.66
137000 LGE	9999	6	1976	2017	(28,477.57)
137000 LGE	9999	0	1976	2006	(12,457.24)
137000 LGE	9999	0	1976	2006	(1,988.74)
137000 LGE	9999	0	1976	2009	(19,596.94)
137000 LGE	9999	0	1976	2010	(4,160.58)
137000 LGE	9999	0	1976	2011	(1,359.12)
137000 LGE	9999	0	1976	2011	(2,394.64)
137000 LGE	9999	0	1976	2012	(2,763.70)
137000 LGE	9999	0	1976	2013	(965.80)
137000 LGE	9999	0	1976	2013	(1,476.03)
137000 LGE	9999	0	1976	2014	(4,377.64)
137000 LGE	9999	0	1976	2015	(1,916.50)
137000 LGE	9999	0	1976	2016	(2,789.00)
137000 LGE	9999	0	1976	2017	(57,852.90)
137000 LGE	9999	0	1976	2018	(8,725.11)
137000 LGE	9999	0	1976	2019	(896.05)
137000 LGE	9999	9	1977	1977	498,251.00
137000 LGE	9999	6	1977	2017	(35,212.00)
137000 LGE	9999	0	1977	2006	(15,101.67)
137000 LGE	9999	0	1977	2006	(2,376.64)
137000 LGE	9999	0	1977	2009	(25,983.99)
137000 LGE	9999	0	1977	2010	(1,639.16)
137000 LGE	9999	0	1977	2011	(54.09)
137000 LGE	9999	0	1977	2011	(54.09)
137000 LGE	9999	0	1977	2012	(3,846.50)
137000 LGE	9999	0	1977	2013	(1,308.41)
137000 LGE	9999	0	1977	2013	(1,751.38)
137000 LGE	9999	0	1977	2014	(5,696.09)
137000 LGE	9999	0	1977	2015	(2,425.08)
137000 LGE	9999	0	1977	2016	(3,779.36)
137000 LGE	9999	0	1977	2017	(76,002.73)
137000 LGE	9999	0	1977	2018	(11,727.29)
137000 LGE	9999	0	1977	2019	(603.18)
137000 LGE	9999	0	1977	2019	(54.09)
137000 LGE	9999	9	1978	1978	570,783.00
137000 LGE	9999	6	1978	2017	(32,726.64)
137000 LGE	9999	0	1978	2006	(23,466.24)
137000 LGE	9999	0	1978	2006	(4,194.51)
137000 LGE	9999	0	1978	2009	(24,208.36)
137000 LGE	9999	0	1978	2010	(4,840.56)

137000 LGE	9999	0	1978	2011	(999.05)
137000 LGE	9999	0	1978	2011	(1,302.60)
137000 LGE	9999	0	1978	2012	(5,005.49)
137000 LGE	9999	0	1978	2013	(1,599.32)
137000 LGE	9999	0	1978	2013	(2,169.14)
137000 LGE	9999	0	1978	2014	(6,477.37)
137000 LGE	9999	0	1978	2015	(2,382.89)
137000 LGE	9999	0	1978	2016	(3,834.41)
137000 LGE	9999	0	1978	2017	(86,100.14)
137000 LGE	9999	0	1978	2018	(12,359.27)
137000 LGE	9999	0	1978	2019	(1,236.00)
137000 LGE	9999	9	1979	1979	642,328.00
137000 LGE	9999	6	1979	2017	(42,686.01)
137000 LGE	9999	0	1979	2006	(25,190.40)
137000 LGE	9999	0	1979	2006	(4,737.99)
137000 LGE	9999	0	1979	2009	(24,000.91)
137000 LGE	9999	0	1979	2010	(2,995.87)
137000 LGE	9999	0	1979	2011	(218.90)
137000 LGE	9999	0	1979	2011	(766.15)
137000 LGE	9999	0	1979	2012	(3,908.24)
137000 LGE	9999	0	1979	2013	(1,518.50)
137000 LGE	9999	0	1979	2013	(2,279.94)
137000 LGE	9999	0	1979	2014	(6,420.20)
137000 LGE	9999	0	1979	2015	(2,489.41)
137000 LGE	9999	0	1979	2016	(3,971.54)
137000 LGE	9999	0	1979	2017	(87,710.02)
137000 LGE	9999	0	1979	2018	(13,313.54)
137000 LGE	9999	0	1979	2019	(980.35)
137000 LGE	9999	9	1980	1980	514,806.00
137000 LGE	9999	6	1980	2017	(44,007.54)
137000 LGE	9999	0	1980	2006	(21,494.72)
137000 LGE	9999	0	1980	2006	(5,336.31)
137000 LGE	9999	0	1980	2009	(18,285.93)
137000 LGE	9999	0	1980	2010	(3,220.42)
137000 LGE	9999	0	1980	2012	(4,300.70)
137000 LGE	9999	0	1980	2013	(1,473.55)
137000 LGE	9999	0	1980	2013	(2,075.82)
137000 LGE	9999	0	1980	2014	(5,585.10)
137000 LGE	9999	0	1980	2015	(1,813.45)
137000 LGE	9999	0	1980	2016	(3,647.10)
137000 LGE	9999	0	1980	2017	(79,877.75)
137000 LGE	9999	0	1980	2018	(10,663.04)
137000 LGE	9999	0	1980	2019	(1,229.06)
137000 LGE	9999	9	1981	1981	962,183.00
137000 LGE	9999	6	1981	2017	(50,842.71)
137000 LGE	9999	0	1981	2006	(23,025.96)
137000 LGE	9999	0	1981	2006	(5,467.54)
137000 LGE	9999	0	1981	2009	(20,340.91)
137000 LGE	9999	0	1981	2010	(1,932.16)
137000 LGE	9999	0	1981	2011	(64.14)
137000 LGE	9999	0	1981	2011	(113.24)
137000 LGE	9999	0	1981	2012	(3,653.62)
137000 LGE	9999	0	1981	2013	(1,403.95)
137000 LGE	9999	0	1981	2013	(2,094.44)
137000 LGE	9999	0	1981	2014	(5,973.71)

137000 LGE	9999	0	1981	2015	(1,988.31)
137000 LGE	9999	0	1981	2016	(3,524.52)
137000 LGE	9999	0	1981	2017	(85,516.34)
137000 LGE	9999	0	1981	2018	(12,036.01)
137000 LGE	9999	0	1981	2019	(517.08)
137000 LGE	9999	9	1982	1982	670,285.00
137000 LGE	9999	6	1982	2017	(44,209.64)
137000 LGE	9999	0	1982	2006	(27,766.48)
137000 LGE	9999	0	1982	2006	(6,437.03)
137000 LGE	9999	0	1982	2009	(21,957.32)
137000 LGE	9999	0	1982	2010	(3,466.36)
137000 LGE	9999	0	1982	2011	(603.91)
137000 LGE	9999	0	1982	2011	(1,073.04)
137000 LGE	9999	0	1982	2012	(3,758.27)
137000 LGE	9999	0	1982	2013	(1,330.20)
137000 LGE	9999	0	1982	2013	(2,083.97)
137000 LGE	9999	0	1982	2014	(5,797.82)
137000 LGE	9999	0	1982	2015	(2,224.01)
137000 LGE	9999	0	1982	2016	(3,833.59)
137000 LGE	9999	0	1982	2017	(89,616.05)
137000 LGE	9999	0	1982	2018	(13,501.09)
137000 LGE	9999	0	1982	2019	(376.89)
137000 LGE	9999	9	1983	1983	729,442.00
137000 LGE	9999	6	1983	2017	(73,645.62)
137000 LGE	9999	0	1983	2006	(86,951.81)
137000 LGE	9999	0	1983	2006	(21,882.42)
137000 LGE	9999	0	1983	2009	(15,159.47)
137000 LGE	9999	0	1983	2010	(1,448.44)
137000 LGE	9999	0	1983	2012	(3,890.70)
137000 LGE	9999	0	1983	2013	(1,445.19)
137000 LGE	9999	0	1983	2013	(1,232.46)
137000 LGE	9999	0	1983	2014	(4,065.96)
137000 LGE	9999	0	1983	2015	(1,534.44)
137000 LGE	9999	0	1983	2016	(2,830.26)
137000 LGE	9999	0	1983	2017	(63,759.47)
137000 LGE	9999	0	1983	2018	(8,695.18)
137000 LGE	9999	0	1983	2019	(867.12)
137000 LGE	9999	9	1984	1984	940,228.00
137000 LGE	9999	6	1984	2017	(121,367.81)
137000 LGE	9999	0	1984	2006	(82,750.96)
137000 LGE	9999	0	1984	2006	(28,870.75)
137000 LGE	9999	0	1984	2009	(23,762.58)
137000 LGE	9999	0	1984	2010	(1,350.68)
137000 LGE	9999	0	1984	2011	(217.90)
137000 LGE	9999	0	1984	2012	(2,477.06)
137000 LGE	9999	0	1984	2013	(1,011.40)
137000 LGE	9999	0	1984	2013	(1,330.07)
137000 LGE	9999	0	1984	2014	(4,822.78)
137000 LGE	9999	0	1984	2015	(1,788.57)
137000 LGE	9999	0	1984	2016	(2,997.28)
137000 LGE	9999	0	1984	2017	(74,333.68)
137000 LGE	9999	0	1984	2018	(11,089.10)
137000 LGE	9999	0	1984	2019	(892.17)
137000 LGE	9999	9	1985	1985	624,798.00
137000 LGE	9999	6	1985	2017	(118,038.04)

137000 LGE	9999	0	1985	2006	(69,882.63)
137000 LGE	9999	0	1985	2006	(22,556.87)
137000 LGE	9999	0	1985	2009	(11,572.78)
137000 LGE	9999	0	1985	2010	(2,000.32)
137000 LGE	9999	0	1985	2011	(243.88)
137000 LGE	9999	0	1985	2012	(3,237.57)
137000 LGE	9999	0	1985	2013	(1,176.91)
137000 LGE	9999	0	1985	2013	(1,622.18)
137000 LGE	9999	0	1985	2014	(4,269.16)
137000 LGE	9999	0	1985	2015	(872.69)
137000 LGE	9999	0	1985	2016	(2,335.97)
137000 LGE	9999	0	1985	2017	(76,665.77)
137000 LGE	9999	0	1985	2018	(5,480.04)
137000 LGE	9999	0	1985	2019	(805.56)
137000 LGE	9999	9	1986	1986	2,178,890.00
137000 LGE	9999	6	1986	2017	(321,029.65)
137000 LGE	9999	0	1986	2006	(79,569.47)
137000 LGE	9999	0	1986	2006	(30,583.14)
137000 LGE	9999	0	1986	2009	(45,193.94)
137000 LGE	9999	0	1986	2010	(5,269.17)
137000 LGE	9999	0	1986	2011	(114.90)
137000 LGE	9999	0	1986	2011	(562.22)
137000 LGE	9999	0	1986	2012	(11,256.74)
137000 LGE	9999	0	1986	2013	(4,120.20)
137000 LGE	9999	0	1986	2013	(4,981.96)
137000 LGE	9999	0	1986	2014	(13,558.77)
137000 LGE	9999	0	1986	2015	(3,561.95)
137000 LGE	9999	0	1986	2016	(7,669.86)
137000 LGE	9999	0	1986	2017	(268,332.44)
137000 LGE	9999	0	1986	2018	(26,513.77)
137000 LGE	9999	0	1986	2019	(517.06)
137000 LGE	9999	9	1987	1987	2,415,386.00
137000 LGE	9999	6	1987	2017	(301,944.46)
137000 LGE	9999	0	1987	2006	(101,567.84)
137000 LGE	9999	0	1987	2006	(46,548.55)
137000 LGE	9999	0	1987	2009	(46,443.84)
137000 LGE	9999	0	1987	2010	(7,650.68)
137000 LGE	9999	0	1987	2011	(2,440.37)
137000 LGE	9999	0	1987	2011	(2,889.02)
137000 LGE	9999	0	1987	2012	(10,658.88)
137000 LGE	9999	0	1987	2013	(3,431.14)
137000 LGE	9999	0	1987	2013	(5,314.07)
137000 LGE	9999	0	1987	2014	(13,595.23)
137000 LGE	9999	0	1987	2015	(3,597.50)
137000 LGE	9999	0	1987	2016	(8,631.27)
137000 LGE	9999	0	1987	2017	(271,440.45)
137000 LGE	9999	0	1987	2018	(33,338.34)
137000 LGE	9999	0	1987	2019	(2,030.77)
137000 LGE	9999	9	1988	1988	1,704,054.00
137000 LGE	9999	6	1988	2017	(299,704.82)
137000 LGE	9999	0	1988	2006	(27,160.09)
137000 LGE	9999	0	1988	2006	(11,367.10)
137000 LGE	9999	0	1988	2009	(49,441.86)
137000 LGE	9999	0	1988	2010	(3,372.31)
137000 LGE	9999	0	1988	2011	(114.36)

137000 LGE	9999	0	1988	2011	(799.21)
137000 LGE	9999	0	1988	2012	(8,735.45)
137000 LGE	9999	0	1988	2013	(2,513.30)
137000 LGE	9999	0	1988	2013	(5,255.30)
137000 LGE	9999	0	1988	2014	(12,455.99)
137000 LGE	9999	0	1988	2015	(4,402.79)
137000 LGE	9999	0	1988	2016	(8,513.22)
137000 LGE	9999	0	1988	2017	(251,075.66)
137000 LGE	9999	0	1988	2018	(40,862.36)
137000 LGE	9999	0	1988	2019	(15,308.46)
137000 LGE	9999	9	1989	1989	2,381,992.41
137000 LGE	9999	6	1989	2017	(219,782.30)
137000 LGE	9999	0	1989	2006	(66,576.32)
137000 LGE	9999	0	1989	2006	(25,299.34)
137000 LGE	9999	0	1989	2009	(41,744.12)
137000 LGE	9999	0	1989	2010	(4,875.65)
137000 LGE	9999	0	1989	2011	(709.89)
137000 LGE	9999	0	1989	2011	(643.58)
137000 LGE	9999	0	1989	2012	(9,995.01)
137000 LGE	9999	0	1989	2013	(3,303.74)
137000 LGE	9999	0	1989	2013	(4,288.64)
137000 LGE	9999	0	1989	2014	(12,507.12)
137000 LGE	9999	0	1989	2015	(3,182.93)
137000 LGE	9999	0	1989	2016	(6,533.45)
137000 LGE	9999	0	1989	2017	(243,024.92)
137000 LGE	9999	0	1989	2018	(39,608.33)
137000 LGE	9999	0	1989	2019	(11,204.53)
137000 LGE	9999	9	1990	1990	1,356,966.30
137000 LGE	9999	6	1990	2017	(344,243.94)
137000 LGE	9999	0	1990	2006	(25,896.86)
137000 LGE	9999	0	1990	2006	(11,551.02)
137000 LGE	9999	0	1990	2009	(21,666.84)
137000 LGE	9999	0	1990	2010	(1,213.00)
137000 LGE	9999	0	1990	2011	(60.65)
137000 LGE	9999	0	1990	2012	(1,640.06)
137000 LGE	9999	0	1990	2013	(769.06)
137000 LGE	9999	0	1990	2013	(1,193.60)
137000 LGE	9999	0	1990	2014	(3,762.75)
137000 LGE	9999	0	1990	2015	(1,576.86)
137000 LGE	9999	0	1990	2016	(2,042.67)
137000 LGE	9999	0	1990	2017	(47,544.33)
137000 LGE	9999	0	1990	2018	(9,825.04)
137000 LGE	9999	0	1990	2019	(8,553.98)
137000 LGE	9999	9	1991	1991	1,099,041.00
137000 LGE	9999	6	1991	2017	(283,601.28)
137000 LGE	9999	0	1991	2006	(9,439.21)
137000 LGE	9999	0	1991	2006	(3,762.41)
137000 LGE	9999	0	1991	2009	(16,531.87)
137000 LGE	9999	0	1991	2010	(1,422.09)
137000 LGE	9999	0	1991	2012	(2,032.51)
137000 LGE	9999	0	1991	2013	(1,182.44)
137000 LGE	9999	0	1991	2013	(2,006.32)
137000 LGE	9999	0	1991	2014	(2,936.95)
137000 LGE	9999	0	1991	2015	(997.10)
137000 LGE	9999	0	1991	2016	(2,963.14)

137000 LGE	9999	0	1991	2017	(65,124.58)
137000 LGE	9999	0	1991	2018	(13,554.67)
137000 LGE	9999	0	1991	2019	(9,995.23)
137000 LGE	9999	9	1992	1992	1,789,717.00
137000 LGE	9999	6	1992	2017	(311,803.43)
137000 LGE	9999	0	1992	2006	(32,792.59)
137000 LGE	9999	0	1992	2006	(10,574.38)
137000 LGE	9999	0	1992	2009	(24,784.40)
137000 LGE	9999	0	1992	2010	(628.88)
137000 LGE	9999	0	1992	2012	(3,372.06)
137000 LGE	9999	0	1992	2013	(786.62)
137000 LGE	9999	0	1992	2013	(1,235.83)
137000 LGE	9999	0	1992	2014	(5,528.28)
137000 LGE	9999	0	1992	2015	(1,527.33)
137000 LGE	9999	0	1992	2016	(2,651.34)
137000 LGE	9999	0	1992	2017	(85,866.96)
137000 LGE	9999	0	1992	2018	(18,673.18)
137000 LGE	9999	0	1992	2019	(16,129.71)
137000 LGE	9999	9	1993	1993	1,512,043.61
137000 LGE	9999	6	1993	2017	(264,915.68)
137000 LGE	9999	0	1993	2006	(33,566.28)
137000 LGE	9999	0	1993	2006	(15,668.06)
137000 LGE	9999	0	1993	2009	(20,783.96)
137000 LGE	9999	0	1993	2010	(2,723.74)
137000 LGE	9999	0	1993	2011	(65.95)
137000 LGE	9999	0	1993	2012	(3,338.01)
137000 LGE	9999	0	1993	2013	(1,120.19)
137000 LGE	9999	0	1993	2013	(1,669.44)
137000 LGE	9999	0	1993	2014	(4,196.18)
137000 LGE	9999	0	1993	2015	(1,252.97)
137000 LGE	9999	0	1993	2016	(3,251.25)
137000 LGE	9999	0	1993	2017	(89,603.28)
137000 LGE	9999	0	1993	2018	(19,903.19)
137000 LGE	9999	0	1993	2019	(15,121.45)
137000 LGE	9999	9	1994	1994	718,869.30
137000 LGE	9999	6	1994	2017	(62,965.52)
137000 LGE	9999	0	1994	2006	(50,448.40)
137000 LGE	9999	0	1994	2006	(6,014.28)
137000 LGE	9999	0	1994	2009	(10,205.02)
137000 LGE	9999	0	1994	2010	(1,141.34)
137000 LGE	9999	0	1994	2011	(212.01)
137000 LGE	9999	0	1994	2012	(2,332.06)
137000 LGE	9999	0	1994	2013	(929.32)
137000 LGE	9999	0	1994	2013	(848.02)
137000 LGE	9999	0	1994	2014	(3,081.27)
137000 LGE	9999	0	1994	2016	(1,515.93)
137000 LGE	9999	0	1994	2017	(58,486.49)
137000 LGE	9999	0	1994	2018	(13,402.60)
137000 LGE	9999	0	1994	2019	(51,377.73)
137000 LGE	9999	9	1995	1995	2,987,270.09
137000 LGE	9999	6	1995	2017	(436,598.93)
137000 LGE	9999	0	1995	2006	(8,572.08)
137000 LGE	9999	0	1995	2006	(2,642.03)
137000 LGE	9999	0	1995	2009	(35,378.94)
137000 LGE	9999	0	1995	2010	(4,432.24)

137000 LGE	9999	0	1995	2012	(3,727.65)
137000 LGE	9999	0	1995	2013	(2,216.10)
137000 LGE	9999	0	1995	2013	(1,174.26)
137000 LGE	9999	0	1995	2014	(6,898.15)
137000 LGE	9999	0	1995	2015	(2,231.09)
137000 LGE	9999	0	1995	2016	(3,977.49)
137000 LGE	9999	0	1995	2017	(117,774.29)
137000 LGE	9999	0	1995	2018	(29,170.31)
137000 LGE	9999	0	1995	2019	(24,349.61)
137000 LGE	9999	9	1996	1996	1,048,479.00
137000 LGE	9999	6	1996	2017	(149,223.78)
137000 LGE	9999	0	1996	2006	(9,303.58)
137000 LGE	9999	0	1996	2006	(3,140.21)
137000 LGE	9999	0	1996	2009	(11,917.54)
137000 LGE	9999	0	1996	2010	(832.02)
137000 LGE	9999	0	1996	2011	(193.55)
137000 LGE	9999	0	1996	2012	(1,150.15)
137000 LGE	9999	0	1996	2013	(478.30)
137000 LGE	9999	0	1996	2013	(1,047.81)
137000 LGE	9999	0	1996	2014	(2,347.03)
137000 LGE	9999	0	1996	2015	(820.90)
137000 LGE	9999	0	1996	2016	(1,697.42)
137000 LGE	9999	0	1996	2017	(44,735.84)
137000 LGE	9999	0	1996	2018	(11,608.31)
137000 LGE	9999	0	1996	2019	(13,599.42)
137000 LGE	9999	9	1997	1997	1,104,677.00
137000 LGE	9999	6	1997	2017	(239,928.91)
137000 LGE	9999	0	1997	2006	(31,440.62)
137000 LGE	9999	0	1997	2006	(15,432.05)
137000 LGE	9999	0	1997	2009	(16,727.31)
137000 LGE	9999	0	1997	2010	(587.10)
137000 LGE	9999	0	1997	2011	(283.60)
137000 LGE	9999	0	1997	2012	(2,896.74)
137000 LGE	9999	0	1997	2013	(972.20)
137000 LGE	9999	0	1997	2013	(809.99)
137000 LGE	9999	0	1997	2014	(2,997.19)
137000 LGE	9999	0	1997	2015	(546.27)
137000 LGE	9999	0	1997	2016	(1,903.59)
137000 LGE	9999	0	1997	2017	(63,653.62)
137000 LGE	9999	0	1997	2018	(16,829.89)
137000 LGE	9999	0	1997	2019	(9,005.04)
137000 LGE	9999	9	1998	1998	533,043.00
137000 LGE	9999	6	1998	2017	(45,921.52)
137000 LGE	9999	0	1998	2006	(6,634.85)
137000 LGE	9999	0	1998	2006	(2,486.65)
137000 LGE	9999	0	1998	2009	(6,525.64)
137000 LGE	9999	0	1998	2010	(458.32)
137000 LGE	9999	0	1998	2012	(583.50)
137000 LGE	9999	0	1998	2013	(172.93)
137000 LGE	9999	0	1998	2013	(404.21)
137000 LGE	9999	0	1998	2014	(918.75)
137000 LGE	9999	0	1998	2015	(168.68)
137000 LGE	9999	0	1998	2016	(514.54)
137000 LGE	9999	0	1998	2017	(17,180.32)
137000 LGE	9999	0	1998	2018	(4,729.53)

137000 LGE	9999	0	1998	2019	(19,558.85)
137000 LGE	9999	9	1999	1999	718,570.24
137000 LGE	9999	0	1999	2009	(253.72)
137000 LGE	9999	0	1999	2010	(126.86)
137000 LGE	9999	0	1999	2012	(126.86)
137000 LGE	9999	0	1999	2013	(63.43)
137000 LGE	9999	0	1999	2013	(190.30)
137000 LGE	9999	0	1999	2014	(634.33)
137000 LGE	9999	0	1999	2015	(507.46)
137000 LGE	9999	0	1999	2016	(444.03)
137000 LGE	9999	0	1999	2017	(11,100.79)
137000 LGE	9999	0	1999	2018	(2,917.92)
137000 LGE	9999	0	1999	2019	(9,134.37)
137000 LGE	9999	9	2000	2000	862,822.00
137000 LGE	9999	9	2000	2000	257,726.52
137000 LGE	9999	6	2000	2017	(39,145.53)
137000 LGE	9999	0	2000	2002	(215,982.00)
137000 LGE	9999	0	2000	2002	(64,514.00)
137000 LGE	9999	0	2000	2003	(492,374.74)
137000 LGE	9999	0	2000	2003	(147,072.99)
137000 LGE	9999	0	2000	2006	(20,014.23)
137000 LGE	9999	0	2000	2006	(5,978.28)
137000 LGE	9999	0	2000	2009	(1,554.01)
137000 LGE	9999	0	2000	2014	(122.79)
137000 LGE	9999	0	2000	2016	(75.21)
137000 LGE	9999	0	2000	2017	(2,087.37)
137000 LGE	9999	0	2000	2018	(122.79)
137000 LGE	9999	0	2000	2019	(17,190.14)
137000 LGE	9999	9	2001	2001	503,891.00
137000 LGE	9999	9	2001	2001	620,821.00
137000 LGE	9999	6	2001	2017	(184,489.00)
137000 LGE	9999	0	2001	2006	(10,501.74)
137000 LGE	9999	0	2001	2006	(11,112.47)
137000 LGE	9999	0	2001	2009	(15,652.78)
137000 LGE	9999	0	2001	2010	(738.52)
137000 LGE	9999	0	2001	2012	(2,456.22)
137000 LGE	9999	0	2001	2013	(1,188.00)
137000 LGE	9999	0	2001	2013	(1,188.00)
137000 LGE	9999	0	2001	2014	(2,841.60)
137000 LGE	9999	0	2001	2016	(1,204.12)
137000 LGE	9999	0	2001	2017	(62,659.09)
137000 LGE	9999	0	2001	2018	(19,104.31)
137000 LGE	9999	0	2001	2019	(20,311.29)
137000 LGE	9999	9	2002	2002	939,471.00
137000 LGE	9999	9	2002	2002	657,943.00
137000 LGE	9999	6	2002	2017	(239,263.27)
137000 LGE	9999	0	2002	2006	(44,371.32)
137000 LGE	9999	0	2002	2006	(32,521.51)
137000 LGE	9999	0	2002	2009	(24,125.09)
137000 LGE	9999	0	2002	2010	(1,846.99)
137000 LGE	9999	0	2002	2012	(3,140.31)
137000 LGE	9999	0	2002	2013	(1,415.88)
137000 LGE	9999	0	2002	2013	(1,415.89)
137000 LGE	9999	0	2002	2014	(3,630.60)
137000 LGE	9999	0	2002	2015	(490.29)

137000 LGE	9999	0	2002	2016	(1,661.03)
137000 LGE	9999	0	2002	2017	(80,811.37)
137000 LGE	9999	0	2002	2018	(25,359.20)
137000 LGE	9999	0	2002	2019	(26,306.54)
137000 LGE	9999	9	2003	2003	715,105.04
137000 LGE	9999	9	2003	2003	307,314.89
137000 LGE	9999	6	2003	2003	77,882.34
137000 LGE	9999	6	2003	2017	(101,363.18)
137000 LGE	9999	6	2003	2017	(141,569.85)
137000 LGE	9999	0	2003	2006	(12,371.17)
137000 LGE	9999	0	2003	2006	(4,255.13)
137000 LGE	9999	0	2003	2009	(10,441.90)
137000 LGE	9999	0	2003	2010	(670.47)
137000 LGE	9999	0	2003	2012	(1,324.05)
137000 LGE	9999	0	2003	2013	(294.23)
137000 LGE	9999	0	2003	2013	(670.45)
137000 LGE	9999	0	2003	2014	(1,705.88)
137000 LGE	9999	0	2003	2015	(305.46)
137000 LGE	9999	0	2003	2016	(670.45)
137000 LGE	9999	0	2003	2017	(33,342.59)
137000 LGE	9999	0	2003	2018	(10,659.75)
137000 LGE	9999	0	2003	2018	(7,634.62)
137000 LGE	9999	0	2003	2019	(12,413.85)
137000 LGE	9999	9	2004	2004	454,939.95
137000 LGE	9999	9	2004	2004	108,062.03
137000 LGE	9999	6	2004	2017	(158,454.57)
137000 LGE	9999	6	2004	2017	141,569.85
137000 LGE	9999	0	2004	2006	(459,621.01)
137000 LGE	9999	0	2004	2006	(49,892.54)
137000 LGE	9999	0	2004	2009	(9,751.76)
137000 LGE	9999	0	2004	2010	(146.45)
137000 LGE	9999	0	2004	2011	(146.45)
137000 LGE	9999	0	2004	2012	(878.68)
137000 LGE	9999	0	2004	2013	(359.76)
137000 LGE	9999	0	2004	2013	(359.76)
137000 LGE	9999	0	2004	2014	(1,066.59)
137000 LGE	9999	0	2004	2016	(560.38)
137000 LGE	9999	0	2004	2017	(23,333.88)
137000 LGE	9999	0	2004	2018	(7,634.62)
137000 LGE	9999	0	2004	2018	7,634.62
137000 LGE	9999	0	2004	2019	(10,199.34)
137000 LGE	9999	0	2004	2019	10,199.34
137000 LGE	9999	9	2005	2005	871,473.30
137000 LGE	9999	9	2005	2005	338,538.58
137000 LGE	9999	6	2005	2017	(47,875.88)
137000 LGE	9999	0	2005	2006	(4,786.20)
137000 LGE	9999	0	2005	2006	(1,908.89)
137000 LGE	9999	0	2005	2009	(69,432.42)
137000 LGE	9999	0	2005	2010	(177.32)
137000 LGE	9999	0	2005	2012	(785.24)
137000 LGE	9999	0	2005	2013	(177.32)
137000 LGE	9999	0	2005	2013	(607.92)
137000 LGE	9999	0	2005	2014	(835.85)
137000 LGE	9999	0	2005	2016	(683.89)
137000 LGE	9999	0	2005	2017	(20,542.60)

137000 LGE	9999	0	2005	2018	(7,117.79)
137000 LGE	9999	0	2005	2019	(10,199.34)
137000 LGE	9999	0	2005	2019	(12,864.85)
137000 LGE	9999	9	2006	2006	603,723.19
137000 LGE	9999	9	2006	2006	276,847.31
137000 LGE	9999	6	2006	2017	(9,982.91)
137000 LGE	9999	0	2006	2009	(24,914.19)
137000 LGE	9999	0	2006	2010	(89.94)
137000 LGE	9999	0	2006	2012	(224.84)
137000 LGE	9999	0	2006	2013	(154.31)
137000 LGE	9999	0	2006	2013	(154.31)
137000 LGE	9999	0	2006	2014	(372.99)
137000 LGE	9999	0	2006	2016	(328.01)
137000 LGE	9999	0	2006	2017	(8,454.24)
137000 LGE	9999	0	2006	2018	(2,809.25)
137000 LGE	9999	0	2006	2019	(10,916.55)
137000 LGE	9999	6	2007	2007	6,377.66
137000 LGE	9999	0	2007	2016	(126,608.47)
137000 LGE	9999	0	2007	2016	120,230.81
137000 LGE	9999	9	2008	2008	236,973.41
137000 LGE	9999	0	2008	2009	(8,064.55)
137000 LGE	9999	0	2008	2012	(221.67)
137000 LGE	9999	0	2008	2013	(35.79)
137000 LGE	9999	0	2008	2014	(293.24)
137000 LGE	9999	0	2008	2017	(2,668.01)
137000 LGE	9999	0	2008	2018	(322.08)
137000 LGE	9999	0	2008	2019	(5,204.74)
137000 LGE	9999	9	2009	2009	2,864,012.06
137000 LGE	9999	6	2009	2011	0.00
137000 LGE	9999	6	2009	2017	(109,648.45)
137000 LGE	9999	0	2009	2009	(350,024.28)
137000 LGE	9999	0	2009	2010	(169.53)
137000 LGE	9999	0	2009	2012	(2,373.43)
137000 LGE	9999	0	2009	2013	(744.28)
137000 LGE	9999	0	2009	2013	(1,083.35)
137000 LGE	9999	0	2009	2014	(2,534.70)
137000 LGE	9999	0	2009	2015	(264.63)
137000 LGE	9999	0	2009	2016	(290,251.27)
137000 LGE	9999	0	2009	2017	(58,422.08)
137000 LGE	9999	0	2009	2018	(21,422.94)
137000 LGE	9999	0	2009	2019	(10,432.36)
137000 LGE	9999	9	2010	2010	1,045,199.90
137000 LGE	9999	6	2010	2017	(140,719.78)
137000 LGE	9999	0	2010	2012	(1,218.98)
137000 LGE	9999	0	2010	2013	(406.33)
137000 LGE	9999	0	2010	2013	(857.60)
137000 LGE	9999	0	2010	2014	(1,308.86)
137000 LGE	9999	0	2010	2016	(451.27)
137000 LGE	9999	0	2010	2017	(32,928.59)
137000 LGE	9999	0	2010	2018	(12,594.33)
137000 LGE	9999	0	2010	2019	(4,800.18)
137000 LGE	9999	9	2011	2011	401,678.46
137000 LGE	9999	6	2011	2017	(37,567.03)
137000 LGE	9999	0	2011	2012	(689.10)
137000 LGE	9999	0	2011	2013	(229.70)

137000 LGE	9999	0	2011	2013	(46.44)
137000 LGE	9999	0	2011	2014	(735.54)
137000 LGE	9999	0	2011	2017	(13,510.74)
137000 LGE	9999	0	2011	2018	(5,283.06)
137000 LGE	9999	0	2011	2019	(6,554.52)
137000 LGE	9999	9	2012	2012	1,081,352.89
137000 LGE	9999	6	2012	2017	(260,599.88)
137000 LGE	9999	0	2012	2012	(264.85)
137000 LGE	9999	0	2012	2013	(264.85)
137000 LGE	9999	0	2012	2013	(451.12)
137000 LGE	9999	0	2012	2014	(599.82)
137000 LGE	9999	0	2012	2017	(10,664.02)
137000 LGE	9999	0	2012	2018	(9,980.92)
137000 LGE	9999	0	2012	2019	(64,484.22)
137000 LGE	9999	9	2013	2013	305,359.88
137000 LGE	9999	9	2013	2013	463,790.56
137000 LGE	9999	9	2013	2014	44,778.27
137000 LGE	9999	6	2013	2017	(121,287.35)
137000 LGE	9999	0	2013	2014	(198.92)
137000 LGE	9999	0	2013	2018	(2,425.63)
137000 LGE	9999	0	2013	2019	(13,455.35)
137000 LGE	9999	9	2014	2014	680,350.86
137000 LGE	9999	9	2014	2015	1,588,102.76
137000 LGE	9999	9	2014	2015	364,701.99
137000 LGE	9999	9	2014	2016	1,035,594.42
137000 LGE	9999	7	2014	2014	1,128,357.04
137000 LGE	9999	7	2014	2015	(1,128,357.04)
137000 LGE	9999	6	2014	2017	(341,782.99)
137000 LGE	9999	0	2014	2014	(264.86)
137000 LGE	9999	0	2014	2016	(906.46)
137000 LGE	9999	0	2014	2017	(11,681.35)
137000 LGE	9999	0	2014	2018	(12,728.40)
137000 LGE	9999	0	2014	2019	(23,864.51)
137000 LGE	9999	9	2015	2015	51,674.07
137000 LGE	9999	9	2015	2016	63,938.46
137000 LGE	9999	7	2015	2016	0.00
137000 LGE	9999	9	2016	2016	94,526.79
137000 LGE	9999	9	2017	2017	355,196.25
137000 LGE	9999	7	2017	2017	156,621.42
137000 LGE	9999	7	2017	2018	(156,621.42)
137000 LGE	9999	0	2017	2017	(1,900.74)
137000 LGE	9999	0	2017	2019	(10,202.36)
137000 LGE	9999	9	2018	2018	570,110.93
137000 LGE	9999	9	2018	2019	18,723.55
137000 LGE	9999	7	2018	2018	405,440.41
137000 LGE	9999	7	2018	2019	(405,440.41)
137000 LGE	9999	0	2018	2019	(21,984.94)
137000 LGE	9999	9	2019	2019	1,008,025.57
137000 LGE	9999	9	2019	2020	30,058.36
137000 LGE	9999	7	2019	2019	93,554.70
137000 LGE	9999	7	2019	2019	127,429.81
137000 LGE	9999	7	2019	2020	(30,058.36)
137000 LGE	9999	7	2020	2020	54,196.15
Grand Total					34,702,449.22

Acct #	Company	Location	C	Trans	Cod	Vintage	Yr	Class	Yr	Total
136800	LGE	9999			0	1963		1963		(59,644.00)
136800	LGE	9999			0	1963		2000		(400,158.37)
136800	LGE	9999			0	1963		2003		(15,907.27)
136800	LGE	9999			0	1963		2006		(12,814.19)
136800	LGE	9999			0	1963		2008		(11,076.17)
136800	LGE	9999			0	1964		1964		(106,697.00)
136800	LGE	9999			0	1964		2000		(685,060.67)
136800	LGE	9999			0	1964		2006		(1,721.53)
136800	LGE	9999			0	1964		2008		(18,907.13)
136800	LGE	9999			0	1964		2009		(6,144.07)
136800	LGE	9999			0	1964		2010		(40,485.60)
136800	LGE	9999			0	1965		1965		(124,119.00)
136800	LGE	9999			0	1965		2000		(1,240,572.72)
136800	LGE	9999			0	1965		2006		(2,289.78)
136800	LGE	9999			0	1965		2009		(34,196.95)
136800	LGE	9999			0	1965		2010		(6,826.55)
136800	LGE	9999			0	1965		2012		(213.73)
136800	LGE	9999			0	1965		2013		(170.99)
136800	LGE	9999			0	1965		2015		(13,957.41)
136800	LGE	9999			0	1965		2015		13,957.41
136800	LGE	9999			0	1966		2000		(1,079,279.97)
136800	LGE	9999			0	1966		2000		(776.00)
136800	LGE	9999			0	1966		2002		(180,923.00)
136800	LGE	9999			0	1966		2003		(38,619.44)
136800	LGE	9999			0	1966		2006		(88,890.14)
136800	LGE	9999			0	1966		2006		(1,752.55)
136800	LGE	9999			0	1966		2009		(86,010.05)
136800	LGE	9999			0	1966		2010		(113,501.85)
136800	LGE	9999			0	1966		2012		(12,212.47)
136800	LGE	9999			0	1966		2013		(8,826.52)
136800	LGE	9999			0	1966		2015		(17,702.94)
136800	LGE	9999			0	1966		2015		17,702.94
136800	LGE	9999			0	1966		2015		(17,673.30)
136800	LGE	9999			0	1966		2016		(52,152.94)
136800	LGE	9999			0	1966		2016		52,152.94
136800	LGE	9999			0	1966		2017		(194,493.67)
136800	LGE	9999			0	1966		2017		194,493.67
136800	LGE	9999			0	1966		2018		(34,561.11)
136800	LGE	9999			0	1966		2018		34,561.11
136800	LGE	9999			0	1966		2019		(204,879.35)
136800	LGE	9999			0	1966		2019		204,879.35
136800	LGE	9999			0	1967		2000		(1,629,708.08)
136800	LGE	9999			0	1967		2000		(653.00)
136800	LGE	9999			0	1967		2002		(45,746.00)
136800	LGE	9999			0	1967		2003		(26,684.77)
136800	LGE	9999			0	1967		2006		(32,402.94)
136800	LGE	9999			0	1967		2006		(1,531.58)
136800	LGE	9999			0	1967		2011		(7,929.84)
136800	LGE	9999			0	1967		2011		(27.95)
136800	LGE	9999			0	1967		2012		(20,914.51)
136800	LGE	9999			0	1967		2013		(15,879.09)
136800	LGE	9999			0	1967		2015		(33,821.91)
136800	LGE	9999			0	1967		2016		(23,342.13)
136800	LGE	9999			0	1967		2016		23,342.13

136800 LGE	9999	0	1967	2017	(85,519.06)
136800 LGE	9999	0	1967	2017	85,519.06
136800 LGE	9999	0	1967	2018	(8,960.15)
136800 LGE	9999	0	1967	2018	8,960.15
136800 LGE	9999	0	1967	2019	(35,248.92)
136800 LGE	9999	0	1967	2019	35,248.92
136800 LGE	9999	0	1968	2000	(9,540.00)
136800 LGE	9999	0	1968	2000	(609.00)
136800 LGE	9999	0	1968	2002	(27,824.00)
136800 LGE	9999	0	1968	2003	(13,117.27)
136800 LGE	9999	0	1968	2006	(26,690.54)
136800 LGE	9999	0	1968	2006	(1,675.89)
136800 LGE	9999	0	1968	2011	(48,307.01)
136800 LGE	9999	0	1968	2012	(11,657.11)
136800 LGE	9999	0	1968	2013	(8,925.99)
136800 LGE	9999	0	1968	2013	(27,258.53)
136800 LGE	9999	0	1968	2013	(48,680.41)
136800 LGE	9999	0	1968	2013	(27,615.59)
136800 LGE	9999	0	1968	2013	(512.98)
136800 LGE	9999	0	1968	2014	(29,079.29)
136800 LGE	9999	0	1968	2014	(52,196.20)
136800 LGE	9999	0	1968	2014	(29,625.85)
136800 LGE	9999	0	1968	2014	(555.73)
136800 LGE	9999	0	1968	2015	(2,022.01)
136800 LGE	9999	0	1968	2015	(17,702.94)
136800 LGE	9999	0	1968	2015	(13,957.41)
136800 LGE	9999	0	1968	2015	(1,828.25)
136800 LGE	9999	0	1968	2016	(28,339.16)
136800 LGE	9999	0	1968	2016	(52,152.94)
136800 LGE	9999	0	1968	2016	(23,342.13)
136800 LGE	9999	0	1968	2017	(48,271.43)
136800 LGE	9999	0	1968	2017	(194,493.67)
136800 LGE	9999	0	1968	2017	(85,519.06)
136800 LGE	9999	0	1968	2018	(34,561.11)
136800 LGE	9999	0	1968	2018	(8,960.15)
136800 LGE	9999	0	1968	2018	(1,316.64)
136800 LGE	9999	0	1968	2019	(35,248.92)
136800 LGE	9999	0	1969	2000	(6,606.00)
136800 LGE	9999	0	1969	2000	(510.00)
136800 LGE	9999	0	1969	2002	(39,638.00)
136800 LGE	9999	0	1969	2006	(38,246.31)
136800 LGE	9999	0	1969	2006	(2,955.07)
136800 LGE	9999	0	1969	2012	(16,667.06)
136800 LGE	9999	0	1969	2013	(12,226.09)
136800 LGE	9999	0	1969	2013	(38,176.51)
136800 LGE	9999	0	1969	2014	(41,146.11)
136800 LGE	9999	0	1969	2015	(27,074.09)
136800 LGE	9999	0	1969	2016	(17,332.50)
136800 LGE	9999	0	1969	2017	(69,053.00)
136800 LGE	9999	0	1969	2018	(7,410.57)
136800 LGE	9999	0	1969	2019	(204,879.35)
136800 LGE	9999	0	1970	2000	(10,388.00)
136800 LGE	9999	0	1970	2000	(716.00)
136800 LGE	9999	0	1970	2002	(23,854.00)
136800 LGE	9999	0	1970	2006	(33,856.08)

136800 LGE	9999	0	1970	2006	(2,335.00)
136800 LGE	9999	0	1970	2012	(13,239.99)
136800 LGE	9999	0	1970	2013	(10,308.09)
136800 LGE	9999	0	1970	2013	(31,441.67)
136800 LGE	9999	0	1970	2014	(34,293.96)
136800 LGE	9999	0	1970	2015	(1,406.30)
136800 LGE	9999	0	1970	2016	(1,194.03)
136800 LGE	9999	0	1970	2017	(58,916.63)
136800 LGE	9999	0	1970	2018	(1,963.46)
136800 LGE	9999	0	1970	2019	(769.46)
136800 LGE	9999	0	1971	2000	(7,310.00)
136800 LGE	9999	0	1971	2000	(417.00)
136800 LGE	9999	0	1971	2002	(25,586.00)
136800 LGE	9999	0	1971	2006	(30,612.66)
136800 LGE	9999	0	1971	2006	(1,746.35)
136800 LGE	9999	0	1971	2009	(914.34)
136800 LGE	9999	0	1971	2010	(26.06)
136800 LGE	9999	0	1971	2012	(14,436.99)
136800 LGE	9999	0	1971	2013	(8,771.66)
136800 LGE	9999	0	1971	2013	(26,876.13)
136800 LGE	9999	0	1971	2014	(29,290.99)
136800 LGE	9999	0	1971	2016	(32,240.95)
136800 LGE	9999	0	1971	2017	(48,387.49)
136800 LGE	9999	0	1971	2018	(965.93)
136800 LGE	9999	0	1972	2000	(16,968.00)
136800 LGE	9999	0	1972	2000	(1,276.00)
136800 LGE	9999	0	1972	2002	(30,901.00)
136800 LGE	9999	0	1972	2006	(31,039.02)
136800 LGE	9999	0	1972	2006	(2,390.34)
136800 LGE	9999	0	1972	2012	(14,231.30)
136800 LGE	9999	0	1972	2013	(10,633.66)
136800 LGE	9999	0	1972	2013	(32,695.84)
136800 LGE	9999	0	1972	2014	(25,120.42)
136800 LGE	9999	0	1972	2016	(40,687.97)
136800 LGE	9999	0	1972	2017	(60,618.10)
136800 LGE	9999	0	1972	2018	(6,685.40)
136800 LGE	9999	0	1973	2000	(13,582.00)
136800 LGE	9999	0	1973	2000	(915.00)
136800 LGE	9999	0	1973	2002	(34,862.00)
136800 LGE	9999	0	1973	2003	(14,987.16)
136800 LGE	9999	0	1973	2006	(38,872.95)
136800 LGE	9999	0	1973	2006	(2,618.75)
136800 LGE	9999	0	1973	2012	(13,402.65)
136800 LGE	9999	0	1973	2013	(10,434.79)
136800 LGE	9999	0	1973	2013	(32,335.75)
136800 LGE	9999	0	1973	2014	(35,771.94)
136800 LGE	9999	0	1973	2016	(39,739.59)
136800 LGE	9999	0	1973	2017	(59,141.03)
136800 LGE	9999	0	1973	2018	(999.80)
136800 LGE	9999	0	1974	2000	(20,555.00)
136800 LGE	9999	0	1974	2000	(1,133.00)
136800 LGE	9999	0	1974	2002	(33,402.00)
136800 LGE	9999	0	1974	2003	(23,124.88)
136800 LGE	9999	0	1974	2006	(42,678.17)
136800 LGE	9999	0	1974	2006	(2,336.37)

136800 LGE	9999	0	1974	2012	(21,107.82)
136800 LGE	9999	0	1974	2013	(15,616.09)
136800 LGE	9999	0	1974	2013	(46,989.86)
136800 LGE	9999	0	1974	2014	(50,470.86)
136800 LGE	9999	0	1974	2016	(53,671.04)
136800 LGE	9999	0	1974	2017	(85,396.41)
136800 LGE	9999	0	1974	2018	(2,046.12)
136800 LGE	9999	0	1975	2000	(8,573.00)
136800 LGE	9999	0	1975	2000	(495.00)
136800 LGE	9999	0	1975	2002	(35,003.00)
136800 LGE	9999	0	1975	2003	(11,430.48)
136800 LGE	9999	0	1975	2006	(30,005.00)
136800 LGE	9999	0	1975	2006	(1,732.95)
136800 LGE	9999	0	1975	2012	(8,518.60)
136800 LGE	9999	0	1975	2013	(6,169.11)
136800 LGE	9999	0	1975	2013	(18,672.37)
136800 LGE	9999	0	1975	2014	(20,939.36)
136800 LGE	9999	0	1975	2016	(1,856.74)
136800 LGE	9999	0	1975	2017	(54,916.01)
136800 LGE	9999	0	1975	2018	(796.92)
136800 LGE	9999	0	1976	2000	(9,529.00)
136800 LGE	9999	0	1976	2000	(854.00)
136800 LGE	9999	0	1976	2002	(3,176.00)
136800 LGE	9999	0	1976	2003	(4,235.17)
136800 LGE	9999	0	1976	2006	(25,943.37)
136800 LGE	9999	0	1976	2006	(2,323.88)
136800 LGE	9999	0	1976	2012	(7,594.32)
136800 LGE	9999	0	1976	2013	(6,345.71)
136800 LGE	9999	0	1976	2013	(19,661.44)
136800 LGE	9999	0	1976	2014	(20,862.62)
136800 LGE	9999	0	1976	2016	(2,039.32)
136800 LGE	9999	0	1976	2017	(56,462.96)
136800 LGE	9999	0	1976	2018	(1,153.76)
136800 LGE	9999	0	1977	2000	(8,989.00)
136800 LGE	9999	0	1977	2000	(685.00)
136800 LGE	9999	0	1977	2002	(17,978.00)
136800 LGE	9999	0	1977	2003	(13,137.27)
136800 LGE	9999	0	1977	2006	(25,583.10)
136800 LGE	9999	0	1977	2006	(1,948.75)
136800 LGE	9999	0	1977	2012	(10,470.15)
136800 LGE	9999	0	1977	2013	(7,441.04)
136800 LGE	9999	0	1977	2013	(23,811.34)
136800 LGE	9999	0	1977	2014	(24,713.45)
136800 LGE	9999	0	1977	2016	(316.01)
136800 LGE	9999	0	1977	2017	(69,998.46)
136800 LGE	9999	0	1977	2018	(796.78)
136800 LGE	9999	0	1978	2000	(4,380.00)
136800 LGE	9999	0	1978	2000	(397.00)
136800 LGE	9999	0	1978	2002	(19,319.00)
136800 LGE	9999	0	1978	2003	(8,133.47)
136800 LGE	9999	0	1978	2006	(23,774.75)
136800 LGE	9999	0	1978	2006	(2,157.77)
136800 LGE	9999	0	1978	2012	(11,374.25)
136800 LGE	9999	0	1978	2013	(8,758.09)
136800 LGE	9999	0	1978	2013	(27,582.34)

136800 LGE	9999	0	1978	2014	(30,255.30)
136800 LGE	9999	0	1978	2016	(33,667.47)
136800 LGE	9999	0	1978	2017	(51,013.29)
136800 LGE	9999	0	1978	2018	(1,364.87)
136800 LGE	9999	0	1979	2000	(9,044.00)
136800 LGE	9999	0	1979	2000	(727.00)
136800 LGE	9999	0	1979	2002	(13,566.00)
136800 LGE	9999	0	1979	2003	(4,521.93)
136800 LGE	9999	0	1979	2006	(21,855.98)
136800 LGE	9999	0	1979	2012	(8,956.54)
136800 LGE	9999	0	1979	2013	(5,820.77)
136800 LGE	9999	0	1979	2013	(19,030.20)
136800 LGE	9999	0	1979	2014	(20,719.23)
136800 LGE	9999	0	1979	2017	(59,533.27)
136800 LGE	9999	0	1979	2018	(814.23)
136800 LGE	9999	0	1980	2000	(3,593.00)
136800 LGE	9999	0	1980	2000	(349.00)
136800 LGE	9999	0	1980	2002	(7,186.00)
136800 LGE	9999	0	1980	2003	(7,904.95)
136800 LGE	9999	0	1980	2006	(13,654.00)
136800 LGE	9999	0	1980	2006	(3,353.62)
136800 LGE	9999	0	1980	2012	(5,010.46)
136800 LGE	9999	0	1980	2013	(4,082.23)
136800 LGE	9999	0	1980	2013	(12,386.43)
136800 LGE	9999	0	1980	2014	(13,893.55)
136800 LGE	9999	0	1980	2017	(4,611.23)
136800 LGE	9999	0	1981	2000	(12,612.00)
136800 LGE	9999	0	1981	2000	(867.00)
136800 LGE	9999	0	1981	2002	(11,466.00)
136800 LGE	9999	0	1981	2003	(8,025.90)
136800 LGE	9999	0	1981	2006	(26,370.81)
136800 LGE	9999	0	1981	2006	(1,811.92)
136800 LGE	9999	0	1981	2012	(10,949.26)
136800 LGE	9999	0	1981	2013	(7,352.01)
136800 LGE	9999	0	1981	2013	(21,977.26)
136800 LGE	9999	0	1981	2014	(24,427.94)
136800 LGE	9999	0	1981	2017	(63,139.42)
136800 LGE	9999	0	1982	2000	(6,898.00)
136800 LGE	9999	0	1982	2000	(486.00)
136800 LGE	9999	0	1982	2002	(9,200.00)
136800 LGE	9999	0	1982	2003	(4,599.76)
136800 LGE	9999	0	1982	2006	(22,073.97)
136800 LGE	9999	0	1982	2006	(1,556.12)
136800 LGE	9999	0	1982	2012	(4,722.40)
136800 LGE	9999	0	1982	2013	(5,810.26)
136800 LGE	9999	0	1982	2013	(16,342.94)
136800 LGE	9999	0	1982	2014	(16,440.19)
136800 LGE	9999	0	1983	2000	(3,047.00)
136800 LGE	9999	0	1983	2000	(329.00)
136800 LGE	9999	0	1983	2002	(4,064.00)
136800 LGE	9999	0	1983	2003	(4,063.17)
136800 LGE	9999	0	1983	2006	(4,063.17)
136800 LGE	9999	0	1983	2006	(438.05)
136800 LGE	9999	0	1983	2012	(3,704.43)
136800 LGE	9999	0	1983	2013	(3,485.43)

136800 LGE	9999	0	1983	2013	(12,378.35)
136800 LGE	9999	0	1983	2014	(13,613.15)
136800 LGE	9999	0	1984	2000	(14,528.00)
136800 LGE	9999	0	1984	2000	(1,191.00)
136800 LGE	9999	0	1984	2002	(12,914.00)
136800 LGE	9999	0	1984	2003	(12,913.86)
136800 LGE	9999	0	1984	2006	(22,599.25)
136800 LGE	9999	0	1984	2006	(1,853.29)
136800 LGE	9999	0	1984	2012	(10,214.90)
136800 LGE	9999	0	1984	2013	(6,854.06)
136800 LGE	9999	0	1984	2013	(23,923.03)
136800 LGE	9999	0	1984	2014	(25,669.65)
136800 LGE	9999	0	1985	2000	(14,931.00)
136800 LGE	9999	0	1985	2000	(1,129.00)
136800 LGE	9999	0	1985	2002	(3,732.00)
136800 LGE	9999	0	1985	2003	(7,465.67)
136800 LGE	9999	0	1985	2006	(22,397.01)
136800 LGE	9999	0	1985	2006	(1,694.07)
136800 LGE	9999	0	1985	2012	(10,037.95)
136800 LGE	9999	0	1985	2013	(6,163.94)
136800 LGE	9999	0	1985	2013	(18,350.65)
136800 LGE	9999	0	1985	2014	(23,949.91)
136800 LGE	9999	0	1986	2000	(16,706.00)
136800 LGE	9999	0	1986	2000	(766.00)
136800 LGE	9999	0	1986	2002	(8,124.00)
136800 LGE	9999	0	1986	2003	(23,387.91)
136800 LGE	9999	0	1986	2006	(26,729.04)
136800 LGE	9999	0	1986	2006	(1,226.22)
136800 LGE	9999	0	1986	2012	(27,495.42)
136800 LGE	9999	0	1986	2013	(17,318.76)
136800 LGE	9999	0	1986	2013	(52,262.82)
136800 LGE	9999	0	1986	2014	(55,910.51)
136800 LGE	9999	0	1986	2015	(10,023.39)
136800 LGE	9999	0	1987	2000	(4,776.00)
136800 LGE	9999	0	1987	2000	(457.00)
136800 LGE	9999	0	1987	2002	(9,552.00)
136800 LGE	9999	0	1987	2003	(4,775.81)
136800 LGE	9999	0	1987	2006	(27,062.91)
136800 LGE	9999	0	1987	2006	(2,591.44)
136800 LGE	9999	0	1987	2012	(13,497.70)
136800 LGE	9999	0	1987	2013	(10,008.93)
136800 LGE	9999	0	1987	2013	(28,892.17)
136800 LGE	9999	0	1987	2014	(30,636.54)
136800 LGE	9999	0	1988	2000	(13,252.00)
136800 LGE	9999	0	1988	2000	(1,260.00)
136800 LGE	9999	0	1988	2002	(3,312.00)
136800 LGE	9999	0	1988	2003	(6,625.77)
136800 LGE	9999	0	1988	2006	(21,533.75)
136800 LGE	9999	0	1988	2006	(2,047.35)
136800 LGE	9999	0	1988	2012	(15,222.96)
136800 LGE	9999	0	1988	2013	(10,568.61)
136800 LGE	9999	0	1988	2013	(34,546.25)
136800 LGE	9999	0	1988	2014	(36,517.66)
136800 LGE	9999	0	1988	2017	(99,386.56)
136800 LGE	9999	0	1989	2000	(7,671.00)

136800 LGE	9999	0	1989	2000	(818.00)
136800 LGE	9999	0	1989	2002	(6,138.00)
136800 LGE	9999	0	1989	2003	(10,739.92)
136800 LGE	9999	0	1989	2006	(21,479.84)
136800 LGE	9999	0	1989	2006	(2,289.29)
136800 LGE	9999	0	1989	2012	(10,023.24)
136800 LGE	9999	0	1989	2013	(8,161.93)
136800 LGE	9999	0	1989	2013	(26,510.64)
136800 LGE	9999	0	1989	2014	(28,208.43)
136800 LGE	9999	0	1990	2000	(51,489.33)
136800 LGE	9999	0	1990	2000	(481.00)
136800 LGE	9999	0	1990	2002	(13,554.00)
136800 LGE	9999	0	1990	2003	(13,554.33)
136800 LGE	9999	0	1990	2006	(29,561.90)
136800 LGE	9999	0	1990	2006	(2,243.99)
136800 LGE	9999	0	1990	2012	(8,927.08)
136800 LGE	9999	0	1990	2013	(6,655.26)
136800 LGE	9999	0	1990	2013	(19,965.79)
136800 LGE	9999	0	1990	2014	(24,349.20)
136800 LGE	9999	0	1991	2000	(12,632.00)
136800 LGE	9999	0	1991	2000	(1,424.00)
136800 LGE	9999	0	1991	2002	(18,948.00)
136800 LGE	9999	0	1991	2003	(7,895.30)
136800 LGE	9999	0	1991	2006	(23,685.89)
136800 LGE	9999	0	1991	2006	(2,670.24)
136800 LGE	9999	0	1991	2012	(11,943.51)
136800 LGE	9999	0	1991	2013	(8,429.35)
136800 LGE	9999	0	1991	2013	(24,065.01)
136800 LGE	9999	0	1991	2014	(25,644.07)
136800 LGE	9999	0	1992	2000	(9,421.00)
136800 LGE	9999	0	1992	2000	(998.00)
136800 LGE	9999	0	1992	2002	(7,536.00)
136800 LGE	9999	0	1992	2006	(13,189.64)
136800 LGE	9999	0	1992	2006	(1,397.15)
136800 LGE	9999	0	1992	2012	(6,051.87)
136800 LGE	9999	0	1992	2013	(6,051.88)
136800 LGE	9999	0	1992	2013	(18,155.65)
136800 LGE	9999	0	1992	2014	(18,554.85)
136800 LGE	9999	0	1993	2000	(11,908.00)
136800 LGE	9999	0	1993	2000	(1,251.00)
136800 LGE	9999	0	1993	2002	(3,970.00)
136800 LGE	9999	0	1993	2006	(11,966.39)
136800 LGE	9999	0	1993	2006	(833.70)
136800 LGE	9999	0	1993	2012	(3,616.86)
136800 LGE	9999	0	1993	2013	(3,408.45)
136800 LGE	9999	0	1993	2013	(13,216.94)
136800 LGE	9999	0	1993	2014	(13,425.36)
136800 LGE	9999	0	1994	2000	(3,436.00)
136800 LGE	9999	0	1994	2000	(373.00)
136800 LGE	9999	0	1994	2002	(10,308.00)
136800 LGE	9999	0	1994	2006	(10,990.39)
136800 LGE	9999	0	1994	2006	(1,328.20)
136800 LGE	9999	0	1994	2012	(8,609.28)
136800 LGE	9999	0	1994	2013	(3,709.34)
136800 LGE	9999	0	1994	2013	(12,887.82)

136800 LGE	9999	0	1994	2014	(13,267.31)
136800 LGE	9999	0	1995	2000	(8,090.00)
136800 LGE	9999	0	1995	2000	(1,890.00)
136800 LGE	9999	0	1995	2002	(80,612.00)
136800 LGE	9999	0	1995	2003	(5,393.00)
136800 LGE	9999	0	1995	2006	(4,227.35)
136800 LGE	9999	0	1995	2006	(1,216.48)
136800 LGE	9999	0	1995	2012	(3,031.09)
136800 LGE	9999	0	1995	2013	(5,038.34)
136800 LGE	9999	0	1995	2013	(13,513.26)
136800 LGE	9999	0	1995	2014	(14,922.37)
136800 LGE	9999	0	1996	2000	(3,855.00)
136800 LGE	9999	0	1996	2002	(11,566.00)
136800 LGE	9999	0	1996	2003	(1,927.68)
136800 LGE	9999	0	1996	2006	(13,026.00)
136800 LGE	9999	0	1996	2006	(2,080.19)
136800 LGE	9999	0	1996	2012	(4,573.12)
136800 LGE	9999	0	1996	2013	(1,909.59)
136800 LGE	9999	0	1996	2013	(8,161.20)
136800 LGE	9999	0	1996	2014	(8,392.33)
136800 LGE	9999	0	1997	2000	(4,091.00)
136800 LGE	9999	0	1997	2000	(416.00)
136800 LGE	9999	0	1997	2006	(16,988.44)
136800 LGE	9999	0	1997	2006	(2,004.50)
136800 LGE	9999	0	1997	2012	(9,660.72)
136800 LGE	9999	0	1997	2013	(4,220.65)
136800 LGE	9999	0	1997	2013	(12,439.24)
136800 LGE	9999	0	1997	2014	(16,214.44)
136800 LGE	9999	0	1998	2000	(5,023.00)
136800 LGE	9999	0	1998	2000	(440.00)
136800 LGE	9999	0	1998	2002	(50,794.00)
136800 LGE	9999	0	1998	2003	(1,693.13)
136800 LGE	9999	0	1998	2006	(24,273.62)
136800 LGE	9999	0	1998	2006	(5,549.38)
136800 LGE	9999	0	1998	2012	(1,840.22)
136800 LGE	9999	0	1998	2013	(2,062.19)
136800 LGE	9999	0	1998	2013	(6,186.57)
136800 LGE	9999	0	1998	2014	(5,012.28)
136800 LGE	9999	0	1999	2012	(3,091.52)
136800 LGE	9999	0	1999	2013	(1,545.76)
136800 LGE	9999	0	1999	2013	(4,637.28)
136800 LGE	9999	0	1999	2014	(4,637.28)
136800 LGE	9999	0	2000	2002	(29,679.00)
136800 LGE	9999	0	2000	2006	(12,336.57)
136800 LGE	9999	0	2000	2009	(50,784.25)
136800 LGE	9999	0	2000	2013	(44,343.54)
136800 LGE	9999	0	2000	2014	(3,833.66)
136800 LGE	9999	0	2000	2017	(938,985.84)
136800 LGE	9999	0	2000	2018	(3,010.07)
136800 LGE	9999	0	2000	2019	(852.98)
136800 LGE	9999	0	2000	2019	(164,296.54)
136800 LGE	9999	0	2001	2002	(2,962.00)
136800 LGE	9999	0	2001	2006	(8,739.78)
136800 LGE	9999	0	2001	2006	(19,928.65)
136800 LGE	9999	0	2001	2009	(53,629.36)

136800 LGE	9999	0	2001	2013	(31,233.71)
136800 LGE	9999	0	2001	2014	(2,214.29)
136800 LGE	9999	0	2001	2017	(334,235.83)
136800 LGE	9999	0	2001	2019	(143,975.54)
136800 LGE	9999	0	2002	2006	(4,301.58)
136800 LGE	9999	0	2002	2006	(2,138.24)
136800 LGE	9999	0	2002	2009	(66,265.26)
136800 LGE	9999	0	2002	2013	(213.82)
136800 LGE	9999	0	2002	2013	(49,614.43)
136800 LGE	9999	0	2002	2014	(14,556.03)
136800 LGE	9999	0	2002	2017	(85,535.22)
136800 LGE	9999	0	2002	2019	(233,561.46)
136800 LGE	9999	0	2003	2006	(3,617.84)
136800 LGE	9999	0	2003	2006	(2,486.52)
136800 LGE	9999	0	2003	2012	(1,491.90)
136800 LGE	9999	0	2003	2013	(497.30)
136800 LGE	9999	0	2003	2013	(497.30)
136800 LGE	9999	0	2003	2014	(994.60)
136800 LGE	9999	0	2004	2006	(5,492.10)
136800 LGE	9999	0	2004	2006	(2,827.67)
136800 LGE	9999	0	2004	2009	(2,834.14)
136800 LGE	9999	0	2004	2012	(847.02)
136800 LGE	9999	0	2004	2013	(423.51)
136800 LGE	9999	0	2004	2013	(3,964.37)
136800 LGE	9999	0	2004	2014	(1,270.53)
136800 LGE	9999	0	2004	2019	(18,092.48)
136800 LGE	9999	0	2005	2006	(818.36)
136800 LGE	9999	0	2005	2006	(409.63)
136800 LGE	9999	0	2005	2009	(48,451.04)
136800 LGE	9999	0	2005	2012	(573.13)
136800 LGE	9999	0	2005	2013	(573.13)
136800 LGE	9999	0	2005	2013	(16,808.75)
136800 LGE	9999	0	2005	2014	(2,292.52)
136800 LGE	9999	0	2005	2017	(10,127.18)
136800 LGE	9999	0	2005	2019	(205,822.87)
136800 LGE	9999	0	2006	2009	(44,422.76)
136800 LGE	9999	0	2006	2012	(99.46)
136800 LGE	9999	0	2006	2013	(99.46)
136800 LGE	9999	0	2006	2013	(38,541.51)
136800 LGE	9999	0	2006	2014	(397.84)
136800 LGE	9999	0	2006	2017	(2,728.29)
136800 LGE	9999	0	2006	2019	(230,915.05)
136800 LGE	9999	0	2007	2017	(28.81)
136800 LGE	9999	0	2008	2009	(60,227.56)
136800 LGE	9999	0	2008	2010	(7,677.45)
136800 LGE	9999	0	2008	2011	(3,952.62)
136800 LGE	9999	0	2008	2012	(9,912.61)
136800 LGE	9999	0	2008	2013	(31,052.70)
136800 LGE	9999	0	2008	2013	(31,215.09)
136800 LGE	9999	0	2008	2016	(1,945.11)
136800 LGE	9999	0	2008	2017	(59,899.96)
136800 LGE	9999	0	2008	2019	(643,548.36)
136800 LGE	9999	0	2009	2009	(74,468.99)
136800 LGE	9999	0	2009	2010	(21,565.50)
136800 LGE	9999	0	2009	2011	(16,021.99)

136800 LGE	9999	0	2009	2011	(11,501.88)
136800 LGE	9999	0	2009	2012	(40,807.50)
136800 LGE	9999	0	2009	2013	(31,887.52)
136800 LGE	9999	0	2009	2014	(1,011.80)
136800 LGE	9999	0	2009	2015	(8,094.36)
136800 LGE	9999	0	2009	2015	(123,153.11)
136800 LGE	9999	0	2009	2016	(1,428.09)
136800 LGE	9999	0	2009	2017	(133,273.20)
136800 LGE	9999	0	2009	2018	(202,359.09)
136800 LGE	9999	0	2009	2019	(167,367.70)
136800 LGE	9999	0	2010	2011	(1,376.34)
136800 LGE	9999	0	2010	2012	(2,757.81)
136800 LGE	9999	0	2010	2013	(4,490.98)
136800 LGE	9999	0	2010	2014	(295.16)
136800 LGE	9999	0	2010	2016	(1,376.34)
136800 LGE	9999	0	2010	2017	(51,799.66)
136800 LGE	9999	0	2010	2019	(2,183.32)
136800 LGE	9999	0	2010	2019	(329,565.96)
136800 LGE	9999	0	2011	2012	(1,103.61)
136800 LGE	9999	0	2011	2013	(1,857.09)
136800 LGE	9999	0	2011	2013	(9,094.86)
136800 LGE	9999	0	2011	2014	(276.45)
136800 LGE	9999	0	2011	2015	(3,445.98)
136800 LGE	9999	0	2011	2016	(2,953.25)
136800 LGE	9999	0	2011	2017	(40,160.09)
136800 LGE	9999	0	2011	2019	(169,803.41)
136800 LGE	9999	0	2012	2014	(101.91)
136800 LGE	9999	0	2012	2017	(11,099.29)
136800 LGE	9999	0	2012	2019	(205,630.02)
136800 LGE	9999	0	2013	2014	(9,150.59)
136800 LGE	9999	0	2013	2017	(6,264.41)
136800 LGE	9999	0	2014	2017	(51,252.27)
136800 LGE	9999	0	2015	2017	(36,277.63)
136800 LGE	9999	0	2016	2017	(21,628.10)
136800 LGE	9999	0	2017	2018	(31,669.19)
136800 LGE	9999	0	2017	2019	(26,800.46)
136800 LGE	9999	0	2018	2019	(18,635.61)
136800 LGE	9999	0	2018	2019	(96,875.95)
136800 LGE	9999	0	2019	2019	(12,373.41)
136800 LGE	9999	4	2010	2011	(0.52)
136800 LGE	9999	4	2012	2012	1,401,006.69
136800 LGE	9999	4	2012	2012	(1,401,006.69)
136800 LGE	9999	6	2007	2007	465,331.57
136800 LGE	9999	6	2010	2019	0.00
136800 LGE	9999	7	2008	2008	1,894,933.33
136800 LGE	9999	7	2008	2009	(592,621.88)
136800 LGE	9999	7	2008	2010	(898,386.26)
136800 LGE	9999	7	2008	2011	267.53
136800 LGE	9999	7	2008	2011	(404,192.72)
136800 LGE	9999	7	2008	2012	(1,660.51)
136800 LGE	9999	7	2008	2013	0.03
136800 LGE	9999	7	2008	2016	(188.67)
136800 LGE	9999	7	2009	2012	1,013.68
136800 LGE	9999	7	2009	2016	(1,013.68)
136800 LGE	9999	7	2010	2012	(4,416.09)

136800 LGE	9999	7	2011	2011	(2,379,697.17)
136800 LGE	9999	7	2011	2011	1,785,733.31
136800 LGE	9999	7	2011	2011	2,404,180.95
136800 LGE	9999	7	2011	2012	(1,803,919.70)
136800 LGE	9999	7	2011	2013	95.17
136800 LGE	9999	7	2011	2013	59.15
136800 LGE	9999	7	2011	2014	227.32
136800 LGE	9999	7	2011	2015	(381.64)
136800 LGE	9999	7	2011	2016	(31.63)
136800 LGE	9999	7	2012	2012	(1,062,672.95)
136800 LGE	9999	7	2012	2012	1,401,006.69
136800 LGE	9999	7	2012	2013	(340,107.91)
136800 LGE	9999	7	2012	2013	184.24
136800 LGE	9999	7	2012	2014	(184.24)
136800 LGE	9999	7	2012	2016	1,774.17
136800 LGE	9999	7	2013	2013	34,925.20
136800 LGE	9999	7	2013	2013	83,875.81
136800 LGE	9999	7	2013	2014	(118,801.01)
136800 LGE	9999	7	2014	2014	566,964.99
136800 LGE	9999	7	2014	2015	(566,236.26)
136800 LGE	9999	7	2014	2016	(728.73)
136800 LGE	9999	7	2015	2015	729,556.97
136800 LGE	9999	7	2015	2015	240,029.35
136800 LGE	9999	7	2015	2016	(968,268.03)
136800 LGE	9999	7	2015	2017	524,378.91
136800 LGE	9999	7	2015	2018	(403,341.70)
136800 LGE	9999	7	2015	2019	(122,355.50)
136800 LGE	9999	7	2016	2016	1,409,000.54
136800 LGE	9999	7	2016	2017	(1,409,000.54)
136800 LGE	9999	7	2017	2017	3,176,144.57
136800 LGE	9999	7	2017	2018	(3,176,144.57)
136800 LGE	9999	7	2018	2018	1,970,724.05
136800 LGE	9999	7	2018	2019	(1,970,724.05)
136800 LGE	9999	7	2019	2019	3,268,102.57
136800 LGE	9999	7	2019	2019	(2,346,455.22)
136800 LGE	9999	7	2019	2020	(1,771.57)
136800 LGE	9999	7	2020	2020	1,217,946.06
136800 LGE	9999	9	1963	1963	499,600.52
136800 LGE	9999	9	1964	1964	859,016.00
136800 LGE	9999	9	1965	1965	1,408,005.00
136800 LGE	9999	9	1966	1966	1,589,753.00
136800 LGE	9999	9	1967	1967	1,760,095.00
136800 LGE	9999	9	1968	1968	1,046,219.00
136800 LGE	9999	9	1969	1969	1,562,175.00
136800 LGE	9999	9	1970	1970	1,358,521.00
136800 LGE	9999	9	1971	1971	1,260,459.00
136800 LGE	9999	9	1972	1972	1,666,158.17
136800 LGE	9999	9	1973	1973	1,769,501.24
136800 LGE	9999	9	1974	1974	2,671,983.86
136800 LGE	9999	9	1975	1975	1,178,685.54
136800 LGE	9999	9	1976	1976	1,241,189.73
136800 LGE	9999	9	1977	1977	1,605,539.00
136800 LGE	9999	9	1978	1978	2,045,800.19
136800 LGE	9999	9	1979	1979	1,543,208.08
136800 LGE	9999	9	1980	1980	1,084,412.00

136800 LGE	9999	9	1981	1981	2,070,301.52
136800 LGE	9999	9	1982	1982	1,499,670.65
136800 LGE	9999	9	1983	1983	1,300,203.26
136800 LGE	9999	9	1984	1984	2,649,712.54
136800 LGE	9999	9	1985	1985	2,468,094.63
136800 LGE	9999	9	1986	1986	6,776,328.24
136800 LGE	9999	9	1987	1987	3,905,185.01
136800 LGE	9999	9	1988	1988	4,936,527.59
136800 LGE	9999	9	1989	1989	4,171,728.45
136800 LGE	9999	9	1990	1990	3,707,980.00
136800 LGE	9999	9	1991	1991	4,326,221.61
136800 LGE	9999	9	1992	1992	3,571,688.70
136800 LGE	9999	9	1993	1993	2,569,148.09
136800 LGE	9999	9	1994	1994	2,662,369.00
136800 LGE	9999	9	1995	1995	2,653,896.00
136800 LGE	9999	9	1996	1996	2,375,276.00
136800 LGE	9999	9	1997	1997	3,806,014.00
136800 LGE	9999	9	1998	1998	2,021,283.00
136800 LGE	9999	9	1999	1999	4,019,456.57
136800 LGE	9999	9	2000	2000	3,296,843.61
136800 LGE	9999	9	2000	2000	1,391,051.00
136800 LGE	9999	9	2001	2001	2,455,321.60
136800 LGE	9999	9	2001	2001	409,717.00
136800 LGE	9999	9	2002	2002	3,165,927.80
136800 LGE	9999	9	2002	2002	245,470.00
136800 LGE	9999	9	2003	2003	1,502,766.47
136800 LGE	9999	9	2003	2003	237,600.72
136800 LGE	9999	9	2004	2004	3,156,253.65
136800 LGE	9999	9	2004	2004	397,187.88
136800 LGE	9999	9	2005	2005	2,992,041.12
136800 LGE	9999	9	2005	2005	807,837.95
136800 LGE	9999	9	2006	2006	4,292,672.16
136800 LGE	9999	9	2006	2006	531,589.31
136800 LGE	9999	9	2008	2008	11,253,371.73
136800 LGE	9999	9	2008	2008	619,151.81
136800 LGE	9999	9	2008	2008	30,338.91
136800 LGE	9999	9	2009	2009	10,566,570.36
136800 LGE	9999	9	2010	2010	6,906,857.92
136800 LGE	9999	9	2011	2011	3,889,502.29
136800 LGE	9999	9	2011	2011	926,683.18
136800 LGE	9999	9	2012	2012	4,655,329.12
136800 LGE	9999	9	2012	2013	66,671.61
136800 LGE	9999	9	2013	2013	827,921.74
136800 LGE	9999	9	2013	2013	2,580,367.65
136800 LGE	9999	9	2013	2015	188,056.93
136800 LGE	9999	9	2014	2014	5,752,344.69
136800 LGE	9999	9	2015	2015	2,487,721.39
136800 LGE	9999	9	2015	2015	5,477,698.15
136800 LGE	9999	9	2015	2016	17,010.03
136800 LGE	9999	9	2015	2017	1,875.47
136800 LGE	9999	9	2016	2016	3,788,463.63
136800 LGE	9999	9	2016	2017	24,243.25
136800 LGE	9999	9	2017	2017	3,919,988.96
136800 LGE	9999	9	2018	2018	6,536,879.23
136800 LGE	9999	9	2018	2019	8,210.78

136800 LGE	9999	9	2019	2019	3,390,500.62
136800 LGE	9999	9	2019	2019	3,425,372.98
136800 LGE	9999	9	2019	2020	1,771.57
					174,391,897.83

From: [Daly, Karen](#)
To: "[fjohnston@gfnet.com](#)"; [John J Spanos \(jspanos@GFNET.com\)](#)
Cc: [Wiseman, Sara](#); [Riggs, Eric](#)
Subject: Sending File on Meters/Transformers
Date: Thursday, April 30, 2020 9:42:06 AM

The file is LGE only. There are no changes for KU.

The file name is:

LGE Electric Meter Database - Electric Line Transformer Database.xlsx

Karen Daly

Senior Accounting Analyst | Property Accounting | LG&E and KU

220 West Main Street, Louisville, KY 40202

☎: 502-627-4279

Karen.Daly@lge-ku.com

From: [Spanos, John J.](#)
To: [Daly, Karen](#); [Johnston Jr., Frederick B.](#)
Cc: [Wiseman, Sara](#); [Riggs, Eric](#)
Subject: RE: Sending File on Meters/Transformers
Date: Thursday, April 30, 2020 9:56:02 AM

EXTERNAL email. STOP and THINK before responding, clicking on links, or opening attachments.

Got it. thanks

From: Daly, Karen <Karen.Daly@lge-ku.com>
Sent: Thursday, April 30, 2020 9:42 AM
To: Johnston Jr., Frederick B. <fjohnston@GFNET.com>; Spanos, John J. <jspanos@GFNET.com>
Cc: Wiseman, Sara <Sara.Wiseman@lge-ku.com>; Riggs, Eric <Eric.Riggs@lge-ku.com>
Subject: Sending File on Meters/Transformers

The file is LGE only. There are no changes for KU.

The file name is:

LGE Electric Meter Database - Electric Line Transformer Database.xlsx

Karen Daly

Senior Accounting Analyst | Property Accounting | LG&E and KU

220 West Main Street, Louisville, KY 40202

O: 502-627-4279

Karen.Daly@lge-ku.com

----- The information contained in this transmission is intended only for the person or entity to which it is directly addressed or copied. It may contain material of confidential and/or private nature. Any review, retransmission, dissemination or other use of, or taking of any action in reliance upon, this information by persons or entities other than the intended recipient is not allowed. If you received this message and the information contained therein by error, please contact the sender and delete the material from your/any storage medium.

From: [Rutter, Cheryl A.](#)
To: [Wiseman, Sara](#)
Cc: [Whitaker, Sherrie](#); [Daly, Karen](#)
Subject: Invoice for Services Provided by Gannett Fleming re LG&E/KU Contract No. 152967 - Depreciation Studies - ACTION REQUESTED
Date: Thursday, April 30, 2020 2:31:28 PM
Attachments: [066193 - No. 5181 - April 24, 2020.pdf](#)
Importance: High

EXTERNAL email. STOP and THINK before responding, clicking on links, or opening attachments.

Good afternoon, Sara.....

I hope that this email finds you well.

Attached is our invoice related to consulting services for LG&E/KU re Contract No. 152967 - Depreciation Studies – LG&E and KU Services Company during the period February 29 thru March 27, 2020.

Would you please take the necessary action to have the invoice approved and sent to your Accounts Payable folks for processing of payment.

No paper copy will be sent.

If you have any questions related to the invoice, please contact either John Spanos at jspanos@gfnet.com or me at crutter@gfnet.com.

Thank you, take care, and have a pleasant day.

Cheryl

Cheryl Ann Rutter, CPS | Administrator
Gannett Fleming Valuation and Rate Consultants, LLC
Address: 207 Senate Avenue, Camp Hill, PA 17011
717-886-5712

Email: crutter@gfnet.com

Fax: 717-763-4590

Excellence Delivered As Promised

Gannett Fleming is ISO 9001:2015 Certified.

www.gannettfleming.com | Stay connected: [Twitter](#) | [Facebook](#) | [LinkedIn](#) | [YouTube](#)

PRINTING SUSTAINABILITY STATEMENT: Gannett Fleming is committed to conserving natural resources and minimizing adverse environmental impacts in projects. Accordingly, project documentation will be provided in electronic format only unless clients specifically request hard copies. Visit our [website](#) to read more about our sustainability commitment.

CONFIDENTIALITY NOTICE: This email and any attachments may contain confidential information for the use of the named addressee. If you are not the intended recipient, you are hereby notified that you have received this communication in error and that any review, disclosure, dissemination, distribution or copying of it or its contents is prohibited.



Excellence Delivered **As Promised**

Gannett Fleming Valuation and Rate Consultants, LLC

LG&E and KU Services Company
Attn: Sara Wiseman
P.O. Box 32010
Louisville, KY 40232-7100

ACH/EFT Payment Information:
ABA: 031312738
Account No.: 5003165655
Account Name: Gannett Fleming

Check Payment Information:
Gannett Fleming Valuation and Rate Consultants,
LLC
PO Box 829160
Philadelphia, PA 19182-9160

Project: 066193
Invoice No: 066193*5181
Invoice Date: April 24, 2020

Federal EIN: 46-4413705
Send Remit Info: AccountsReceivable@gfnet.com

Note: TO PREVENT IMPOSTER FRAUD. If you receive any notification of a change in payment instructions, you should call our Accounts Receivable department at 717-763-7211 to verify the authenticity of the change. We cannot be held responsible for a misdirected payment as a result of your not confirming authenticity of requested changes to payment instructions or "imposter hacks" to your system.

Invoice Period: February 29, 2020 through March 27, 2020

Project Manager : John J. Spanos **jspanos@gfnet.com**

Contract No. 152967- Depreciation Studies of LG&E and KU Services Company

Summary of Current Charges

Phase 100	- DEPR - LG&E - ELECTRIC	\$	5,300.00
Phase 101	- DEPR - LG&E - GAS		1,350.00
Phase 200	- DEPR - KENTUCKY UTILITIES		4,290.00
	Total Charges		<u>\$ 10,940.00</u>
	Total Due This Invoice		\$10,940.00

Gannett Fleming Valuation and Rate Consultants, LLC

Phase 100 -- Depr - LG&E - Electric

Labor Costs

<u>Labor Classification</u>	<u>Hours</u>	<u>Rate</u>	<u>Amount</u>
Analyst	12.00	\$ 180.00	\$ 2,160.00
John J. Spanos	11.00	280.00	3,080.00
Support Staff	0.50	120.00	60.00
Total Labor Costs			\$ 5,300.00
Total Phase -- 100			\$ 5,300.00

Phase 101 -- Depr - LG&E - Gas

Labor Costs

<u>Labor Classification</u>	<u>Hours</u>	<u>Rate</u>	<u>Amount</u>
Analyst	2.50	180.00	450.00
John J. Spanos	3.00	280.00	840.00
Support Staff	0.50	120.00	60.00
Total Labor Costs			\$ 1,350.00
Total Phase -- 101			\$ 1,350.00

Phase 200 -- Depr - Kentucky Utilities

Labor Costs

<u>Labor Classification</u>	<u>Hours</u>	<u>Rate</u>	<u>Amount</u>
Analyst	9.50	180.00	1,710.00
John J. Spanos	9.00	280.00	2,520.00
Support Staff	0.50	120.00	60.00
Total Labor Costs			\$ 4,290.00
Total Phase -- 200			\$ 4,290.00

From: [Rutter, Cheryl A.](#)
To: [Wiseman, Sara](#)
Cc: [Whitaker, Sherrie](#); [Daly, Karen](#)
Subject: Invoice for Services Provided by Gannett Fleming re LG&E/KU Contract No. 152967 - Depreciation Studies - ACTION REQUESTED
Date: Tuesday, May 12, 2020 4:33:20 PM
Attachments: [066193 - No. 5219 - May 12, 2020.pdf](#)
Importance: High

EXTERNAL email. STOP and THINK before responding, clicking on links, or opening attachments.

Good afternoon, Sara.....

I hope that this email finds you well.

Attached is our invoice related to consulting services for LG&E/KU re Contract No. 152967 - Depreciation Studies – LG&E and KU Services Company during the period March 28 thru April 24, 2020.

Would you please take the necessary action to have the invoice approved and sent to your Accounts Payable folks for processing of payment.

No paper copy will be sent.

If you have any questions related to the invoice, please contact either John Spanos at jspanos@gfnet.com or me at crutter@gfnet.com.

Thank you, take care, and have a pleasant day.

Cheryl

Cheryl Ann Rutter, CPS | Administrator
Gannett Fleming Valuation and Rate Consultants, LLC
Address: 207 Senate Avenue, Camp Hill, PA 17011
717-886-5712

Email: crutter@gfnet.com

Fax: 717-763-4590

Excellence Delivered As Promised

Gannett Fleming is ISO 9001:2015 Certified.

www.gannettfleming.com | Stay connected: [Twitter](#) | [Facebook](#) | [LinkedIn](#) | [YouTube](#)

PRINTING SUSTAINABILITY STATEMENT: Gannett Fleming is committed to conserving natural resources and minimizing adverse environmental impacts in projects. Accordingly, project documentation will be provided in electronic format only unless clients specifically request hard copies. Visit our [website](#) to read more about our sustainability commitment.

CONFIDENTIALITY NOTICE: This email and any attachments may contain confidential information for the use of the named addressee. If you are not the intended recipient, you are hereby notified that you have received this communication in error and that any review, disclosure, dissemination, distribution or copying of it or its contents is prohibited.



Excellence Delivered **As Promised**

Gannett Fleming Valuation and Rate Consultants, LLC

LG&E and KU Services Company
Attn: Sara Wiseman
P.O. Box 32010
Louisville, KY 40232-7100

ACH/EFT Payment Information:
ABA: 031312738
Account No.: 5003165655
Account Name: Gannett Fleming

Check Payment Information:
Gannett Fleming Valuation and Rate Consultants, LLC
PO Box 829160
Philadelphia, PA 19182-9160

Project: 066193
Invoice No: 066193*5219
Invoice Date: May 12, 2020

Federal EIN: 46-4413705
Send Remit Info: AccountsReceivable@gfnet.com

Note: TO PREVENT IMPOSTER FRAUD. If you receive any notification of a change in payment instructions, you should call our Accounts Receivable department at 717-763-7211 to verify the authenticity of the change. We cannot be held responsible for a misdirected payment as a result of your not confirming authenticity of requested changes to payment instructions or "imposter hacks" to your system.

Invoice Period: March 28, 2020 through April 24, 2020

Project Manager : John J. Spanos **jspanos@gfnet.com**

Contract No. 152967- Depreciation Studies of LG&E and KU Services Company

Summary of Current Charges

Phase 100	- DEPR - LG&E - ELECTRIC	\$	340.00
Phase 101	- DEPR - LG&E - GAS		60.00
Phase 200	- DEPR - KENTUCKY UTILITIES		340.00
	Total Charges		<u>\$ 740.00</u>
	Total Due This Invoice		\$740.00

Gannett Fleming Valuation and Rate Consultants, LLC

Phase 100 -- Depr - LG&E - Electric

Labor Costs

<u>Labor Classification</u>	<u>Hours</u>	<u>Rate</u>	<u>Amount</u>
John J. Spanos	1.00	\$ 280.00	\$ 280.00
Support Staff	0.50	120.00	60.00
Total Labor Costs			\$ 340.00
Total Phase -- 100			\$ 340.00

Phase 101 -- Depr - LG&E - Gas

Labor Costs

<u>Labor Classification</u>	<u>Hours</u>	<u>Rate</u>	<u>Amount</u>
Support Staff	0.50	120.00	60.00
Total Labor Costs			\$ 60.00
Total Phase -- 101			\$ 60.00

Phase 200 -- Depr - Kentucky Utilities

Labor Costs

<u>Labor Classification</u>	<u>Hours</u>	<u>Rate</u>	<u>Amount</u>
John J. Spanos	1.00	280.00	280.00
Support Staff	0.50	120.00	60.00
Total Labor Costs			\$ 340.00
Total Phase -- 200			\$ 340.00

From: [Daly, Karen](#)
To: [Wiseman, Sara](#)
Subject: Revised Ash Pond Dates
Date: Wednesday, May 13, 2020 9:07:12 AM

To: jspanos@gfnet.com, fjohnston@gfnet.com

CC: Sara.Wiseman@lge-ku.com, Eric.Riggs@lge-ku.com

One or more files have been sent to you.

Visit the [Workspace](#) to retrieve files.

You may be prompted to register an account if authentication is required.

This link will expire on 5/20/2020 1:07:11 PM

Please see attached file.

Kentucky Utilities Company / Louisville Gas & Electric Company
Ash Ponds as of March 31, 2020

<u>Kentucky Utilities Company</u>	<u>Asset Name</u>	<u>LOC</u>	<u>I.S. Year</u>	<u>Qty</u>	<u>Cost</u>	<u>Reserve</u>	<u>Plt Acct</u>	<u>asset id</u>	<u>Proposed Retire Date</u>	<u>Location</u>
E W Brown Steam Unit 1 - Main Ash Pond		5621	11/30/1995	1	13,208,176.67	(12,447,655.91)	131200	257354975	Oct-20	Brown Unit 1 Ash Pond
E W Brown Steam Unit 3 - AUX Pond		5623	7/1/2008	1	19,802,080.26	(5,888,600.99)	131200	257355016	Nov-21	Brown Unit 3 Ash Pond
Ghent Unit 1 - Ash Pond ATB #1			8/31/1975	1	1,777,792.39		131200	258526973		
Ghent Unit 1 - Ash Pond ATB #1 - Secondary Pond			12/31/1987	1	322,828.55		131200	258527014		
Total Ghent Unit 1 - Ash Pond ATB#1		5651			2,100,620.94	(2,075,301.47)			Dec-21	Ghent Unit 1 Ash Pond
Ghent Unit 2 SO2 Scrubber - Ash Pond Gypsum		5658	12/31/1994	1	1,901,133.18	(1,901,133.18)	131200	257355140	Dec-21	Ghent Unit 2 Scrubber Ash Pond
Ghent Unit 4 - Ash Pond ATB #2			10/31/1994	1	16,544,368.66		131200	257355181		
Ghent Unit 4 - Ash Pond ATB#2			12/31/2003	1	16,148,295.19		131200	257355222		
Total Ghent Unit 4 - Ash Pond		5654			32,692,663.85	(15,113,176.99)			Sep-24	Ghent Unit 4 Ash Pond
Trimble County - Unit 2 - Bottom Ash Pond (LGE TC1)		0321	6/30/1990	1	4,473,565.59	(4,435,616.04)	131200	257354872	Sep-24	TC Unit 2 Bottom Ash Pond
Trimble County - Unit 2 ECR 2009 - Gypsum Ash Pond		0321	12/1/2011	1	4,610,665.23	(624,168.51)	131200	258527055	Sep-23	TC Unit 2 Gypsum Ash Pond
Green River Unit 3 - Ash Pond		5613	12/31/1978	1	-	0.47	131200	257354790	Retired	Green River Unit 3 - Ash Pond
Pineville Unit 3 - Ash Pond		5643	11/30/1977	0	-	0.39	131200	257354831	Retired	Pineville Unit 3 - Ash Pond
Tyrone Unit 3 - Ash Pond		5603	11/30/1977	0	-	0.60	131200	257354934	Retired	Tyrone Unit 3 - Ash Pond
					<u>\$ 78,788,905.72</u>	<u>\$ (42,485,651.63)</u>				

Louisville Gas & Electric Company

<u>Location</u>	<u>I.S. Year</u>	<u>Qty</u>	<u>Cost</u>	<u>Reserve</u>	<u>Plt Acct</u>	<u>asset id</u>	<u>Retire Date</u>	<u>Location</u>	
Mill Creek Unit 1-Ash Pond	0211	6/30/1972	1	411,750.29	(242,604.51)	131200	257503852	May-21	Mill Creek Unit 1
Mill Creek Unit 3-Ash Pond	0231	6/30/1982	0	-	625,488.98	131200	257503778	Retired	Mill Creek Unit 3
Trimble County - Unit 1-Ash Pond (KU TC2)	0311	6/30/1990	1	4,846,362.74	(1,903,699.16)	131200	257503815	Sep-24	Trimble County Unit 1
Trimble County - Unit 2 ECR 2009 - Gypsum Ash Pond	0321	12/1/2011	1	5,057,242.50	(697,242.70)	131200	257503889	Sep-23	Trimble County Unit 2
				<u>\$ 10,315,355.53</u>	<u>\$ (2,218,057.39)</u>				

April 2020 Removal Costs related to Retired Plants processed to Accumulated Depreciation

LG&E Cane Run Retired Plant				\$ 2,349,515.75				
Kentucky Utilities Company								
Green River				\$ 1,704,832.18				
Pineville				\$ 1,645,550.99				
Tyrone				\$ 3,054,682.50				

From: [Daly, Karen](#)
To: "[fjohnston@GFNET.com](#)"; [John J. Spanos \(jspanos@GFNET.com\)](#)
Cc: [Wiseman, Sara](#); [Riggs, Eric](#)
Subject: Revised Ash Pond Dates
Date: Wednesday, May 13, 2020 9:07:59 AM

The following file should be coming to you through secure mail.

KU LGE Ash Ponds as of March 2020 REV.xlsx

Please let me know if you have any issues retrieving it.

Karen Daly

Senior Accounting Analyst | Property Accounting | LG&E and KU
220 West Main Street, Louisville, KY 40202

O: 502-627-4279

Karen.Daly@lge-ku.com

From: [Spanos, John J.](#)
To: [Daly, Karen](#); [Johnston Jr., Frederick B.](#)
Cc: [Wiseman, Sara](#); [Riggs, Eric](#)
Subject: RE: Revised Ash Pond Dates
Date: Wednesday, May 13, 2020 11:52:13 AM

EXTERNAL email. STOP and THINK before responding, clicking on links, or opening attachments.

Karen:

This format was the one that did not work for us. Could you try another method?

John

From: Daly, Karen <Karen.Daly@lge-ku.com>
Sent: Wednesday, May 13, 2020 9:08 AM
To: Johnston Jr., Frederick B. <fjohnston@GFNET.com>; Spanos, John J. <jspanos@GFNET.com>
Cc: Wiseman, Sara <Sara.Wiseman@lge-ku.com>; Riggs, Eric <Eric.Riggs@lge-ku.com>
Subject: Revised Ash Pond Dates

The following file should be coming to you through secure mail.

KU LGE Ash Ponds as of March 2020 REV.xlsx

Please let me know if you have any issues retrieving it.

Karen Daly

Senior Accounting Analyst | Property Accounting | LG&E and KU
220 West Main Street, Louisville, KY 40202

📞: 502-627-4279

Karen.Daly@lge-ku.com

----- The information contained in this transmission is intended only for the person or entity to which it is directly addressed or copied. It may contain material of confidential and/or private nature. Any review, retransmission, dissemination or other use of, or taking of any action in reliance upon, this information by persons or entities other than the intended recipient is not allowed. If you received this message and the information contained therein by error, please contact the sender and delete the material from your/any storage medium.

From: [Daly, Karen](#)
To: "[Spanos, John J.](#)"; [Johnston Jr., Frederick B.](#)
Cc: [Wiseman, Sara](#); [Riggs, Eric](#)
Subject: RE: Revised Ash Pond Dates
Date: Wednesday, May 13, 2020 12:07:52 PM

I am not sure I understand the question. The method for sending can't change. I received notification that Fred was able to download the file.

Fred – was this notification in error?

From: Spanos, John J. <jspanos@GFNET.com>
Sent: Wednesday, May 13, 2020 11:52 AM
To: Daly, Karen <Karen.Daly@lge-ku.com>; Johnston Jr., Frederick B. <fjohnston@GFNET.com>
Cc: Wiseman, Sara <Sara.Wiseman@lge-ku.com>; Riggs, Eric <Eric.Riggs@lge-ku.com>
Subject: RE: Revised Ash Pond Dates

EXTERNAL email. STOP and THINK before responding, clicking on links, or opening attachments.

Karen:

This format was the one that did not work for us. Could you try another method?

John

From: Daly, Karen <Karen.Daly@lge-ku.com>
Sent: Wednesday, May 13, 2020 9:08 AM
To: Johnston Jr., Frederick B. <fjohnston@GFNET.com>; Spanos, John J. <jspanos@GFNET.com>
Cc: Wiseman, Sara <Sara.Wiseman@lge-ku.com>; Riggs, Eric <Eric.Riggs@lge-ku.com>
Subject: Revised Ash Pond Dates

The following file should be coming to you through secure mail.

KU LGE Ash Ponds as of March 2020 REV.xlsx

Please let me know if you have any issues retrieving it.

Karen Daly

Senior Accounting Analyst | Property Accounting | LG&E and KU
220 West Main Street, Louisville, KY 40202

O: 502-627-4279

Karen.Daly@lge-ku.com

----- The information contained in this transmission is intended only for

the person or entity to which it is directly addressed or copied. It may contain material of **Garrett/Spanos** confidential and/or private nature. Any review, retransmission, dissemination or other use of, or taking of any action in reliance upon, this information by persons or entities other than the intended recipient is not allowed. If you received this message and the information contained therein by error, please contact the sender and delete the material from your/any storage medium.

From: [Johnston Jr., Frederick B.](#)
To: [Daly, Karen](#); [Spanos, John J.](#)
Cc: [Wiseman, Sara](#); [Riggs, Eric](#)
Subject: RE: Revised Ash Pond Dates
Date: Wednesday, May 13, 2020 12:42:26 PM

EXTERNAL email. STOP and THINK before responding, clicking on links, or opening attachments.

I was able to download the file. I will get John a copy of the file.

Fred

From: Daly, Karen <Karen.Daly@lge-ku.com>
Sent: Wednesday, May 13, 2020 12:08 PM
To: Spanos, John J. <jspanos@GFNET.com>; Johnston Jr., Frederick B. <fjohnston@GFNET.com>
Cc: Wiseman, Sara <Sara.Wiseman@lge-ku.com>; Riggs, Eric <Eric.Riggs@lge-ku.com>
Subject: RE: Revised Ash Pond Dates

I am not sure I understand the question. The method for sending can't change. I received notification that Fred was able to download the file.

Fred – was this notification in error?

From: Spanos, John J. <jspanos@GFNET.com>
Sent: Wednesday, May 13, 2020 11:52 AM
To: Daly, Karen <Karen.Daly@lge-ku.com>; Johnston Jr., Frederick B. <fjohnston@GFNET.com>
Cc: Wiseman, Sara <Sara.Wiseman@lge-ku.com>; Riggs, Eric <Eric.Riggs@lge-ku.com>
Subject: RE: Revised Ash Pond Dates

EXTERNAL email. STOP and THINK before responding, clicking on links, or opening attachments.

Karen:

This format was the one that did not work for us. Could you try another method?

John

From: Daly, Karen <Karen.Daly@lge-ku.com>
Sent: Wednesday, May 13, 2020 9:08 AM
To: Johnston Jr., Frederick B. <fjohnston@GFNET.com>; Spanos, John J. <jspanos@GFNET.com>
Cc: Wiseman, Sara <Sara.Wiseman@lge-ku.com>; Riggs, Eric <Eric.Riggs@lge-ku.com>
Subject: Revised Ash Pond Dates

The following file should be coming to you through secure mail.

KU LGE Ash Ponds as of March 2020 REV.xlsx

Please let me know if you have any issues retrieving it.

Karen Daly

Senior Accounting Analyst | Property Accounting | LG&E and KU

220 West Main Street, Louisville, KY 40202

O: 502-627-4279

Karen.Daly@lge-ku.com

----- The information contained in this transmission is intended only for the person or entity to which it is directly addressed or copied. It may contain material of confidential and/or private nature. Any review, retransmission, dissemination or other use of, or taking of any action in reliance upon, this information by persons or entities other than the intended recipient is not allowed. If you received this message and the information contained therein by error, please contact the sender and delete the material from your/any storage medium.

----- The information contained in this transmission is intended only for the person or entity to which it is directly addressed or copied. It may contain material of confidential and/or private nature. Any review, retransmission, dissemination or other use of, or taking of any action in reliance upon, this information by persons or entities other than the intended recipient is not allowed. If you received this message and the information contained therein by error, please contact the sender and delete the material from your/any storage medium.

From: [Spanos, John J.](#)
To: [Wiseman, Sara](#); [Riggs, Eric](#)
Subject: results
Date: Friday, May 22, 2020 10:58:32 AM

EXTERNAL email. STOP and THINK before responding, clicking on links, or opening attachments.

Sara and Eric:

I hope both of you are enjoying your time away as well as the upcoming holiday weekend. As we discussed we worked on calculations for LGE/KU. I think it would be appropriate to talk before emailing.

Give me a call Tuesday when you are back in the office.

Thanks

John

John J. Spanos | President

Gannett Fleming Valuation and Rate Consultants, LLC | 207 Senate Avenue, Camp Hill, PA 17011-2378

NOTE: NEW DIRECT DIAL PHONE NUMBER AS OF NOVEMBER 7, 2019

t 717.886.5721 | **c** 717.448.9365 | jspanos@gfnet.com

Excellence Delivered As Promised

Gannett Fleming is ISO 9001:2015 Certified.

www.gannettfleming.com | Stay connected: [Twitter](#) | [Facebook](#) | [LinkedIn](#) | [YouTube](#)

PRINTING SUSTAINABILITY STATEMENT: Gannett Fleming is committed to conserving natural resources and minimizing adverse environmental impacts in projects. Accordingly, project documentation will be provided in electronic format only unless clients specifically request hard copies. Visit our [website](#) to read more about our sustainability commitment.

CONFIDENTIALITY NOTICE: This email and any attachments may contain confidential information for the use of the named addressee. If you are not the intended recipient, you are hereby notified that you have received this communication in error and that any review, disclosure, dissemination, distribution or copying of it or its contents is prohibited

From: [Daly, Karen](#)
To: [Wiseman, Sara](#)
Subject: Files to be sent to LGE and KU
Date: Tuesday, June 02, 2020 12:17:42 PM

Daly, Karen has requested a file from you and others.

To view and reply to this request to just the sender, [click here](#). Otherwise follow [this link](#) to include all recipients in your reply.

This link will expire on 7/2/2020 4:17:41 PM.

Please respond to this message to send files.

From: jspanos@GFNET.com
To: [Wiseman, Sara](#)
Subject: Re: Files to be sent to LGE and KU
Date: Tuesday, June 02, 2020 12:43:58 PM

To: Sara.Wiseman@lge-ku.com, Karen.Daly@lge-ku.com

One or more files have been sent to you.

Visit the [Workspace](#) to retrieve files.

You may be prompted to register an account if authentication is required.

This link will expire on 7/2/2020 4:42:46 PM

here are electric files as of 6-2-20

KENTUCKY UTILITIES

TABLE 1. SUMMARY OF ESTIMATED SURVIVOR CURVES, NET SALVAGE PERCENT, ORIGINAL COST, BOOK DEPRECIATION RESERVE AND CALCULATED ANNUAL DEPRECIATION ACCRUAL RATES AS OF MARCH 31, 2020

ACCOUNT (1)	PROBABLE RETIREMENT DATE (2)	SURVIVOR CURVE (3)	NET SALVAGE PERCENT (4)	ORIGINAL COST (5)	BOOK DEPRECIATION RESERVE (6)	FUTURE ACCRUALS (7)	CALCULATED ANNUAL ACCRUAL AMOUNT (8)	ACCURUAL RATE (9)=(8)/(5)	COMPOSITE REMAINING LIFE (10)=(7)/(8)		
DEPRECIABLE PLANT											
INTANGIBLE PLANT											
302.00		FRANCHISES AND CONSENTS	20-SQ	0	55,918.83	73,913	(17,994)	0	-		
303.00		MISCELLANEOUS INTANGIBLE PLANT	5-SQ	0	70,338,035.43	30,746,143	39,591,892	14,085,447	20.03		
303.10	12-2027	CCS SOFTWARE	SQUARE	*	0	18,744,842.88	7,617,177	11,127,666	8.09		
		TOTAL INTANGIBLE PLANT			89,138,797.14	38,437,233	50,701,564	15,602,464			
STEAM PRODUCTION PLANT											
311.00		STRUCTURES AND IMPROVEMENTS									
	06-2066	TRIMBLE COUNTY UNIT 2	100-R2.5	*	(13)	96,816,295.32	22,439,049	86,963,365	1,973,410	2.04	44.1
	06-2066	TRIMBLE COUNTY UNIT 2 SCRUBBER	100-R2.5	*	(13)	5,781,870.34	3,402,472	3,131,041	72,628	1.26	43.0
	06-2066	TRIMBLE COUNTY TRAINING CENTER	100-R2.5	*	(5)	1,278,702.89	26,760	1,315,878	29,268	2.29	45.0
	06-2040	SYSTEM LABORATORY	100-R2.5	*	(1)	1,123,220.30	768,775	365,678	18,349	1.63	19.9
	02-2019	BROWN UNIT 1	100-R2.5	*	(5)	3,975,675.61	4,174,459	0	0	-	-
	02-2019	BROWN UNIT 2	100-R2.5	*	(5)	2,294,022.73	2,408,724	0	0	-	-
	06-2029	BROWN UNIT 3	100-R2.5	*	(5)	29,531,573.57	16,158,858	14,849,294	1,615,437	5.47	9.2
	06-2029	BROWN UNIT 1, 2 AND 3 SCRUBBER	100-R2.5	*	(5)	45,553,346.69	17,154,405	30,676,609	3,327,181	7.30	9.2
	06-2034	GHENT UNIT 1 SCRUBBER	100-R2.5	*	(7)	8,491,198.64	6,565,585	2,519,998	178,927	2.11	14.1
	06-2034	GHENT UNIT 1	100-R2.5	*	(7)	21,783,604.21	10,783,708	12,524,749	894,623	4.11	14.0
	06-2034	GHENT UNIT 2	100-R2.5	*	(7)	17,043,478.80	9,593,355	8,643,167	619,590	3.64	13.9
	06-2037	GHENT UNIT 3	100-R2.5	*	(7)	51,890,514.20	35,884,099	19,638,751	1,158,282	2.23	17.0
	06-2037	GHENT UNIT 4	100-R2.5	*	(7)	46,840,400.14	18,424,251	31,694,977	1,859,970	3.97	17.0
	06-2034	GHENT UNIT 2 SCRUBBER	100-R2.5	*	(7)	15,622,909.76	12,373,355	4,343,158	308,902	1.98	14.1
		TOTAL ACCOUNT 311 - STRUCTURES AND IMPROVEMENTS				348,026,813.20	160,157,855	216,666,665	12,056,767	3.46	18.0
311.20		STRUCTURES AND IMPROVEMENTS - RETIRED PLANT									
	12-2015	TYRONE UNIT 3	100-R2.5	*	(10)	514,445.05	3,192,968	(2,627,078)	0	-	-
	12-2015	TYRONE UNITS 1 AND 2	100-R2.5	*	(10)	83,735.68	519,714	(427,605)	0	-	-
	12-2015	GREEN RIVER UNIT 3	100-R2.5	*	(10)	563,915.84	905,573	(285,266)	0	-	-
	12-2015	GREEN RIVER UNIT 4	100-R2.5	*	(10)	2,325,761.84	3,734,862	(1,176,524)	0	-	-
	12-2015	GREEN RIVER UNITS 1 AND 2	100-R2.5	*	(10)	480,446.20	771,533	(243,042)	0	-	-
	12-2015	PINEVILLE UNIT 3	100-R2.5	*	(10)	42,059.42	1,691,816	(1,645,551)	0	-	-
		TOTAL ACCOUNT 311.2 - STRUCTURES AND IMPROVEMENTS - RETIRED PLANT				4,010,364.03	10,816,466	(6,405,066)	0	-	-
312.00		BOILER PLANT EQUIPMENT									
	06-2066	TRIMBLE COUNTY UNIT 2	65-R1.5	*	(13)	685,330,503.58	126,588,546	647,834,923	16,009,434	2.34	40.5
	06-2066	TRIMBLE COUNTY UNIT 2 SCRUBBER	65-R1.5	*	(13)	73,181,045.98	23,170,331	59,524,251	1,496,064	2.04	39.8
	02-2019	BROWN UNIT 1	65-R1.5	*	(5)	7,916,857.07	8,312,700	0	0	-	-
	02-2019	BROWN UNIT 2	65-R1.5	*	(5)	1,476,288.33	1,550,103	0	0	-	-
	06-2029	BROWN UNIT 3	65-R1.5	*	(5)	450,852,040.26	106,930,905	366,463,737	40,418,068	8.96	9.1
	06-2029	BROWN UNIT 1, 2 AND 3 SCRUBBER	65-R1.5	*	(5)	335,794,798.68	105,981,784	246,602,755	27,134,140	8.08	9.1
	06-2034	GHENT UNIT 1 SCRUBBER	65-R1.5	*	(7)	140,930,830.94	69,774,986	81,021,003	5,855,984	4.16	13.8
	06-2034	GHENT UNIT 1	65-R1.5	*	(7)	367,834,632.89	122,800,727	270,782,330	19,640,053	5.34	13.8
	06-2034	GHENT UNIT 2	65-R1.5	*	(7)	279,643,484.53	83,449,109	215,769,419	15,686,169	5.61	13.8
	06-2037	GHENT UNIT 3	65-R1.5	*	(7)	446,561,501.91	194,443,738	283,377,069	17,221,721	3.86	16.5
	06-2037	GHENT UNIT 4	65-R1.5	*	(7)	769,501,434.37	203,403,903	619,962,632	37,424,698	4.86	16.6
	06-2034	GHENT UNIT 2 SCRUBBER	65-R1.5	*	(7)	71,631,611.79	65,014,809	11,631,016	841,016	1.17	13.8
	06-2037	GHENT UNIT 3 SCRUBBER	65-R1.5	*	(7)	120,330,769.80	46,838,171	81,915,753	4,945,185	4.11	16.6
	06-2037	GHENT UNIT 4 SCRUBBER	65-R1.5	*	(7)	255,424,860.09	108,775,015	164,529,585	9,880,385	3.87	16.7
		TOTAL ACCOUNT 312 - BOILER PLANT EQUIPMENT				4,006,410,660.22	1,267,034,827	3,049,414,473	196,552,917	4.91	15.5
312.10		BOILER PLANT EQUIPMENT - ASH PONDS									
	09-2024	TRIMBLE COUNTY UNIT 2 BOTTOM ASH POND	100-S4	*	0	4,473,565.59	4,096,981	376,585	41,157	**	**
	09-2023	TRIMBLE COUNTY UNIT 2 GYPSUM ASH POND	100-S4	*	0	4,610,665.23	4,328,584	282,081	42,418	**	**
	10-2020	BROWN UNIT 1 ASH POND	100-S4	*	0	13,208,176.67	13,107,245	100,932	173,027	**	**
	11-2021	BROWN UNIT 3 ASH POND	100-S4	*	0	19,602,080.26	18,581,282	1,220,798	813,866	**	**
	12-2021	GHENT UNIT 1 ASH POND	100-S4	*	0	2,100,620.94	2,096,409	4,212	1,681	**	**
	09-2024	GHENT UNIT 4 ASH POND	100-S4	*	0	32,692,663.87	27,592,609	5,100,055	876,163	**	**
	12-2021	GHENT UNIT 2 SCRUBBER ASH POND	100-S4	*	0	1,901,133.18	1,901,133	0	0	**	**
		TOTAL ACCOUNT 312.1 - BOILER PLANT EQUIPMENT - ASH PONDS				78,788,905.74	71,704,243	7,084,663	1,948,312	**	**

KENTUCKY UTILITIES

TABLE 1. SUMMARY OF ESTIMATED SURVIVOR CURVES, NET SALVAGE PERCENT, ORIGINAL COST, BOOK DEPRECIATION RESERVE AND CALCULATED ANNUAL DEPRECIATION ACCRUAL RATES AS OF MARCH 31, 2020

ACCOUNT (1)	PROBABLE RETIREMENT DATE (2)	SURVIVOR CURVE (3)	NET SALVAGE PERCENT (4)	ORIGINAL COST (5)	BOOK DEPRECIATION RESERVE (6)	FUTURE ACCRUALS (7)	CALCULATED ANNUAL		COMPOSITE REMAINING LIFE (10)=(7)/(8)	
							ACCRUAL AMOUNT (8)	ACCRUAL RATE (9)=(8)/(5)		
314.00	TURBOGENERATOR UNITS									
TRIMBLE COUNTY UNIT 2	06-2066	60-R1.5	*	(13)	92,126,421.49	23,145,904	80,956,952	2,081,306	2.26	38.9
BROWN UNIT 1	02-2019	60-R1.5	*	(5)	250,130.24	262,637	0	0	-	-
BROWN UNIT 2	02-2019	60-R1.5	*	(5)	393,782.15	413,471	0	0	-	-
BROWN UNIT 3	06-2029	60-R1.5	*	(5)	51,749,946.14	11,124,594	43,212,849	4,805,362	9.29	9.0
GHENT UNIT 1	06-2034	60-R1.5	*	(7)	43,098,192.00	24,433,104	21,681,961	1,595,466	3.70	13.6
GHENT UNIT 2	06-2034	60-R1.5	*	(7)	37,972,639.24	22,864,015	17,766,709	1,319,593	3.48	13.5
GHENT UNIT 3	06-2037	60-R1.5	*	(7)	52,518,715.81	23,536,595	32,658,431	2,019,512	3.85	16.2
GHENT UNIT 4	06-2037	60-R1.5	*	(7)	58,978,403.51	37,338,753	25,768,139	1,615,952	2.74	15.9
TOTAL ACCOUNT 314 - TURBOGENERATOR UNITS					337,088,230.58	143,119,073	222,045,041	13,437,191	3.99	16.5
315.00	ACCESSORY ELECTRIC EQUIPMENT									
TRIMBLE COUNTY UNIT 2	06-2066	70-R4	*	(13)	47,032,020.76	11,474,081	41,672,102	953,619	2.03	43.7
TRIMBLE COUNTY UNIT 2 SCRUBBER	06-2066	70-R4	*	(13)	1,415,469.10	843,731	755,749	19,999	1.41	37.8
BROWN UNIT 1	02-2019	70-R4	*	(5)	3,252,466.89	3,415,090	0	0	-	-
BROWN UNIT 2	02-2019	70-R4	*	(5)	573,582.12	602,261	0	0	-	-
BROWN UNIT 3	06-2029	70-R4	*	(5)	16,069,413.23	7,063,142	9,809,742	1,068,150	6.65	9.2
BROWN UNIT 1, 2 AND 3 SCRUBBER	06-2029	70-R4	*	(5)	29,324,457.10	10,041,639	20,749,041	2,243,140	7.65	9.2
GHENT UNIT 1 SCRUBBER	06-2034	70-R4	*	(7)	12,223,379.51	6,838,570	6,240,446	438,588	3.59	14.2
GHENT UNIT 1	06-2034	70-R4	*	(7)	13,719,112.62	8,714,139	5,965,312	424,422	3.09	14.1
GHENT UNIT 2	06-2034	70-R4	*	(7)	21,954,801.97	11,446,904	12,044,734	854,677	3.89	14.1
GHENT UNIT 3	06-2037	70-R4	*	(7)	33,514,678.53	26,433,419	9,427,287	566,203	1.69	16.7
GHENT UNIT 4	06-2037	70-R4	*	(7)	56,066,862.34	21,769,824	38,221,719	2,242,216	4.00	17.0
GHENT UNIT 2 SCRUBBER	06-2034	70-R4	*	(7)	951,198.87	371,650	646,133	45,375	4.77	14.2
GHENT UNIT 3 SCRUBBER	06-2037	70-R4	*	(7)	12,041,998.28	5,464,893	7,420,045	431,361	3.58	17.2
GHENT UNIT 4 SCRUBBER	06-2037	70-R4	*	(7)	15,148,041.55	4,874,599	11,333,805	658,177	4.34	17.2
TOTAL ACCOUNT 315 - ACCESSORY ELECTRIC EQUIPMENT					263,287,482.87	119,353,942	164,286,115	9,945,927	3.78	16.5
316.00	MISCELLANEOUS PLANT EQUIPMENT									
TRIMBLE COUNTY UNIT 2	06-2066	70-R1.5	*	(13)	7,622,868.13	1,022,663	7,591,178	184,129	2.42	41.2
SYSTEM LABORATORY	06-2040	70-R1.5	*	(1)	3,842,359.84	1,186,982	2,693,801	138,897	3.61	19.4
BROWN UNIT 1	02-2019	70-R1.5	*	(5)	68,560.92	71,989	0	0	-	-
BROWN UNIT 2	02-2019	70-R1.5	*	(5)	65,561.27	68,839	0	0	-	-
BROWN UNIT 3	06-2029	70-R1.5	*	(5)	7,123,626.58	3,522,839	3,956,969	436,610	6.13	9.1
GHENT UNIT 1 SCRUBBER	06-2034	70-R1.5	*	(7)	962,012.25	925,057	104,296	7,592	0.79	13.7
GHENT UNIT 1	06-2034	70-R1.5	*	(7)	1,749,100.53	1,618,884	252,654	18,505	1.06	13.7
GHENT UNIT 2	06-2034	70-R1.5	*	(7)	1,591,504.19	1,469,616	233,293	17,174	1.08	13.6
GHENT UNIT 3	06-2037	70-R1.5	*	(7)	3,760,163.18	2,807,567	1,215,808	74,495	1.98	16.3
GHENT UNIT 4	06-2037	70-R1.5	*	(7)	13,688,739.45	4,520,093	10,126,858	608,553	4.45	16.6
TOTAL ACCOUNT 316 - MISCELLANEOUS PLANT EQUIPMENT					40,474,496.34	17,214,529	26,174,857	1,485,955	3.67	17.6
TOTAL STEAM PRODUCTION PLANT					5,078,086,952.98	1,789,400,935	3,679,266,748	235,427,069	4.64	15.6
HYDROELECTRIC PRODUCTION PLANT										
330.10	LAND RIGHTS DIX DAM									
	06-2041	100-S4	*	0	855,636.47	855,636	0	0	-	-
TOTAL ACCOUNT 330.1 - LAND RIGHTS					855,636.47	855,636	0	0	-	-
331.00	STRUCTURES AND IMPROVEMENTS DIX DAM									
	06-2041	85-S2.5	*	(2)	4,526,614.19	498,727	4,118,419	196,094	4.33	21.0
TOTAL ACCOUNT 331 - STRUCTURES AND IMPROVEMENTS					4,526,614.19	498,727	4,118,419	196,094	4.33	21.0
332.00	RESERVOIRS, DAMS & WATERWAY DIX DAM									
	06-2041	110-S2.5	*	(2)	21,885,646.37	10,601,609	11,721,750	558,167	2.55	21.0
TOTAL ACCOUNT 332 - RESERVOIRS, DAMS & WATERWAYS					21,885,646.37	10,601,609	11,721,750	558,167	2.55	21.0
333.00	WATER WHEELS, TURBINES & GENERATORS DIX DAM									
	06-2041	75-R3	*	(2)	14,046,741.58	3,067,168	11,260,508	536,208	3.82	21.0
TOTAL ACCOUNT 333 - WATER WHEELS, TURBINES & GENERATORS					14,046,741.58	3,067,168	11,260,508	536,208	3.82	21.0
334.00	ACCESSORY ELECTRIC EQUIPMENT DIX DAM									
	06-2041	40-L2.5	*	(2)	1,335,603.21	382,488	979,827	50,657	3.79	19.3
TOTAL ACCOUNT 334 - ACCESSORY ELECTRIC EQUIPMENT					1,335,603.21	382,488	979,827	50,657	3.79	19.3

KENTUCKY UTILITIES

TABLE 1. SUMMARY OF ESTIMATED SURVIVOR CURVES, NET SALVAGE PERCENT, ORIGINAL COST, BOOK DEPRECIATION RESERVE AND CALCULATED ANNUAL DEPRECIATION ACCRUAL RATES AS OF MARCH 31, 2020

ACCOUNT (1)	PROBABLE RETIREMENT DATE (2)	SURVIVOR CURVE (3)	NET SALVAGE PERCENT (4)	ORIGINAL COST (5)	BOOK DEPRECIATION RESERVE (6)	FUTURE ACCRUALS (7)	CALCULATED ANNUAL ACCRUAL AMOUNT (8)	ACCRUAL RATE (9)=(8)/(5)	COMPOSITE REMAINING LIFE (10)=(7)/(8)
335.00 MISCELLANEOUS POWER PLANT EQUIPMENT DIX DAM	06-2041	45-S0	*	329,374.18	171,419	164,543	9,742	2.96	16.9
<i>TOTAL ACCOUNT 335 - MISCELLANEOUS POWER PLANT EQUIPMENT</i>				329,374.18	171,419	164,543	9,742	2.96	16.9
336.00 ROADS, RAILROADS & BRIDGES DIX DAM	06-2041	65-R4	*	234,509.13	105,585	133,614	6,458	2.75	20.7
<i>TOTAL ACCOUNT 336 - ROADS, RAILROADS & BRIDGES</i>				234,509.13	105,585	133,614	6,458	2.75	20.7
TOTAL HYDROELECTRIC PRODUCTION PLANT				43,214,125.13	15,682,632	28,378,661	1,357,326		
OTHER PRODUCTION PLANT									
340.10 LAND RIGHTS BROWN CT GAS PIPELINE	06-2041	SQUARE	*	176,409.31	133,084	43,325	2,039	1.16	21.2
<i>TOTAL ACCOUNT 340.1 - LAND AND LAND RIGHTS</i>				176,409.31	133,084	43,325	2,039	1.16	21.2
341.00 STRUCTURES AND IMPROVEMENTS									
CANE RUN CC 7	06-2055	55-R2.5	*	50,954,112.70	6,525,852	49,523,672	1,500,040	2.94	33.0
TRIMBLE COUNTY CT 5	06-2042	55-R2.5	*	3,740,231.32	2,320,976	1,718,474	82,632	2.21	20.8
TRIMBLE COUNTY CT 6	06-2042	55-R2.5	*	3,588,684.24	2,230,482	1,645,297	79,172	2.21	20.8
TRIMBLE COUNTY CT 7	06-2044	55-R2.5	*	3,559,154.97	1,991,599	1,852,288	81,815	2.30	22.6
TRIMBLE COUNTY CT 8	06-2044	55-R2.5	*	3,548,851.71	1,985,834	1,846,926	81,578	2.30	22.6
TRIMBLE COUNTY CT 9	06-2044	55-R2.5	*	3,655,976.41	2,037,979	1,910,476	84,385	2.31	22.6
TRIMBLE COUNTY CT 10	06-2044	55-R2.5	*	4,414,423.76	2,094,225	2,673,353	116,844	2.65	22.9
BROWN CT 5	06-2041	55-R2.5	*	1,053,014.69	463,357	652,839	32,203	3.06	20.3
BROWN CT 6	06-2039	55-R2.5	*	241,585.77	132,758	123,323	6,680	2.77	18.5
BROWN CT 7	06-2039	55-R2.5	*	555,992.76	375,003	214,349	11,831	2.13	18.1
BROWN CT 8	06-2035	55-R2.5	*	2,012,654.95	1,746,615	386,799	26,961	1.34	14.3
BROWN CT 9	06-2034	55-R2.5	*	4,660,156.04	3,653,759	1,286,006	95,939	2.05	13.5
BROWN CT 10	06-2035	55-R2.5	*	1,865,718.20	1,431,290	546,371	38,077	2.04	14.3
BROWN CT 11	06-2036	55-R2.5	*	1,919,015.13	1,545,681	488,475	31,776	1.66	15.4
BROWN SOLAR	06-2041	40-S3	*	1,443,810.04	196,913	1,290,211	61,409	4.25	21.0
HAEFLING UNITS 1, 2 AND 3	06-2025	55-R2.5	*	291,451.55	268,229	58,197	11,214	3.85	5.2
PADDY'S RUN GENERATOR 13	06-2041	55-R2.5	*	2,198,885.41	1,300,771	1,030,048	51,372	2.34	20.1
SIMPSONVILLE SOLAR	06-2044	40-S3	*	800,780.88	19,754	797,042	33,196	4.15	24.0
<i>TOTAL ACCOUNT 341 - STRUCTURES AND IMPROVEMENTS</i>				90,504,500.53	30,321,077	68,044,146	2,426,578	2.68	28.0
342.00 FUEL HOLDERS, PRODUCERS AND ACCESSORIES									
CANE RUN CC 7	06-2055	50-R2	*	6,595,518.10	4,017,754	3,237,316	101,794	1.54	31.8
CANE RUN GAS PIPELINE	06-2055	50-R2	*	23,410,569.22	3,299,293	22,452,333	706,493	3.02	31.8
PADDY'S RUN CT PIPELINE	06-2041	50-R2	*	6,851,592.10	740,474	6,522,214	320,030	4.67	20.4
TRIMBLE COUNTY CT 5	06-2042	50-R2	*	239,584.43	149,035	109,716	5,461	2.28	20.1
TRIMBLE COUNTY CT 6	06-2042	50-R2	*	239,245.54	148,836	109,549	5,453	2.28	20.1
TRIMBLE COUNTY CT PIPELINE	06-2044	50-R2	*	5,641,750.82	3,007,763	3,085,328	140,481	2.49	22.0
TRIMBLE COUNTY CT 7	06-2044	50-R2	*	578,059.38	324,024	300,280	13,737	2.38	21.9
TRIMBLE COUNTY CT 8	06-2044	50-R2	*	576,385.74	323,086	299,411	13,697	2.38	21.9
TRIMBLE COUNTY CT 9	06-2044	50-R2	*	593,786.01	331,840	309,449	14,156	2.38	21.9
TRIMBLE COUNTY CT 10	06-2044	50-R2	*	787,212.60	359,362	490,828	22,057	2.80	22.3
BROWN CT 5	06-2041	50-R2	*	795,787.89	425,981	417,554	21,415	2.69	19.5
BROWN CT 6	06-2039	50-R2	*	993,493.11	412,547	640,556	34,839	3.51	18.4
BROWN CT 7	06-2039	50-R2	*	959,028.11	406,723	609,847	33,193	3.46	18.4
BROWN CT 8	06-2035	50-R2	*	263,045.52	195,359	83,469	5,679	2.16	14.7
BROWN CT 9	06-2034	50-R2	*	3,155,168.57	1,758,696	1,585,783	117,021	3.71	13.6
BROWN CT 10	06-2035	50-R2	*	282,445.64	133,627	165,765	11,308	4.00	14.7
BROWN CT 11	06-2036	50-R2	*	301,560.87	182,204	137,451	8,830	2.93	15.6
BROWN CT GAS PIPELINE	06-2041	50-R2	*	8,346,665.98	6,285,748	2,561,718	138,599	1.66	18.5
HAEFLING UNITS 1, 2 AND 3	06-2025	50-R2	*	496,527.31	419,652	136,459	26,188	5.27	5.2
PADDY'S RUN GENERATOR 13	06-2041	50-R2	*	1,977,968.08	1,237,755	858,891	44,696	2.26	19.2
<i>TOTAL ACCOUNT 342 - FUEL HOLDERS, PRODUCERS AND ACCESSORIES</i>				63,085,395.02	24,159,759	44,113,917	1,785,127	2.83	24.7
343.00 PRIME MOVERS									
CANE RUN CC 7	06-2055	40-R1.5	*	258,222,905.57	24,780,282	259,264,914	8,897,103	3.45	29.1
TRIMBLE COUNTY CT 5	06-2042	40-R1.5	*	36,186,395.96	18,673,416	20,407,892	1,074,850	2.97	19.0
TRIMBLE COUNTY CT 6	06-2042	40-R1.5	*	34,746,351.80	18,731,640	18,794,420	995,982	2.87	18.9
TRIMBLE COUNTY CT 7	06-2044	40-R1.5	*	26,735,721.63	12,267,155	16,607,424	805,306	3.01	20.6
TRIMBLE COUNTY CT 8	06-2044	40-R1.5	*	25,490,934.21	12,664,518	14,865,691	727,775	2.86	20.4
TRIMBLE COUNTY CT 9	06-2044	40-R1.5	*	25,330,647.25	12,860,955	14,496,144	710,039	2.80	20.4
TRIMBLE COUNTY CT 10	06-2044	40-R1.5	*	25,885,861.43	12,840,268	15,116,462	737,242	2.85	20.5

KENTUCKY UTILITIES

TABLE 1. SUMMARY OF ESTIMATED SURVIVOR CURVES, NET SALVAGE PERCENT, ORIGINAL COST, BOOK DEPRECIATION RESERVE AND CALCULATED ANNUAL DEPRECIATION ACCRUAL RATES AS OF MARCH 31, 2020

ACCOUNT	PROBABLE RETIREMENT DATE	SURVIVOR CURVE	NET SALVAGE PERCENT	ORIGINAL COST	BOOK DEPRECIATION RESERVE	FUTURE ACCRUALS	CALCULATED ANNUAL		COMPOSITE REMAINING LIFE	
							ACCRUAL AMOUNT	ACCRUAL RATE		
(1)	(2)	(3)	(4)	(5)	(6)	(7)	(8)	(9)=(8)/(5)	(10)=(7)/(8)	
BROWN CT 5	06-2041	40-R1.5	*	(6)	16,691,313.75	8,146,552	9,546,241	515,769	3.09	18.5
BROWN CT 6	06-2039	40-R1.5	*	(6)	43,034,791.91	19,277,518	26,339,361	1,534,890	3.57	17.2
BROWN CT 7	06-2039	40-R1.5	*	(6)	32,214,803.19	20,635,701	13,511,990	819,478	2.54	16.5
BROWN CT 8	06-2035	40-R1.5	*	(6)	26,681,256.47	21,193,176	7,088,956	521,433	1.95	13.6
BROWN CT 9	06-2034	40-R1.5	*	(6)	28,833,202.47	16,978,227	13,584,968	1,055,874	3.66	12.9
BROWN CT 10	06-2035	40-R1.5	*	(6)	25,934,235.14	14,641,595	12,848,694	934,878	3.60	13.7
BROWN CT 11	06-2036	40-R1.5	*	(6)	42,711,831.42	27,984,746	17,289,795	1,181,596	2.77	14.6
PADDY'S RUN GENERATOR 13	06-2041	40-R1.5	*	(6)	19,888,983.49	9,921,850	11,160,472	611,061	3.07	18.3
TOTAL ACCOUNT 343 - PRIME MOVERS					668,589,235.69	251,597,599	470,923,424	21,123,276	3.16	22.3
344.00	GENERATORS									
CANE RUN CC 7	06-2055	60-S1.5	*	(10)	62,780,878.68	10,378,317	58,680,650	1,758,557	2.80	33.4
TRIMBLE COUNTY CT 5	06-2042	60-S1.5	*	(8)	4,001,968.45	2,311,796	2,010,330	96,272	2.41	20.9
TRIMBLE COUNTY CT 6	06-2042	60-S1.5	*	(8)	3,905,587.36	2,216,407	2,001,627	95,874	2.45	20.9
TRIMBLE COUNTY CT 7	06-2044	60-S1.5	*	(8)	3,065,508.07	1,570,777	1,739,972	76,481	2.49	22.8
TRIMBLE COUNTY CT 8	06-2044	60-S1.5	*	(8)	3,053,037.79	1,564,054	1,733,227	76,185	2.50	22.8
TRIMBLE COUNTY CT 9	06-2044	60-S1.5	*	(8)	3,483,804.51	1,124,529	2,637,980	114,587	3.28	23.0
TRIMBLE COUNTY CT 10	06-2044	60-S1.5	*	(8)	3,315,657.60	1,633,454	1,947,456	85,256	2.57	22.8
BROWN CT 5	06-2041	60-S1.5	*	(6)	3,010,557.55	1,695,341	1,495,850	74,674	2.48	20.0
BROWN CT 6	06-2039	60-S1.5	*	(6)	3,322,577.00	2,182,954	1,338,979	74,415	2.24	18.0
BROWN CT 7	06-2039	60-S1.5	*	(6)	4,071,679.62	2,601,765	1,714,215	94,184	2.31	18.2
BROWN CT 8	06-2035	60-S1.5	*	(6)	5,069,346.85	4,193,000	1,180,508	82,037	1.62	14.4
BROWN CT 9	06-2034	60-S1.5	*	(6)	5,572,385.96	4,160,904	1,745,825	129,838	2.33	13.4
BROWN CT 10	06-2035	60-S1.5	*	(6)	4,990,266.62	3,490,509	1,799,174	124,941	2.50	14.4
BROWN CT 11	06-2036	60-S1.5	*	(6)	5,729,889.99	3,824,995	2,248,688	144,798	2.53	15.5
BROWN SOLAR	06-2041	25-S2.5	*	(3)	13,068,659.23	2,303,209	11,157,510	605,399	4.63	18.4
HAEFLING UNITS 1, 2 AND 3	06-2025	60-S1.5	*	(12)	2,682,135.68	2,814,458	189,534	38,059	1.42	5.0
PADDY'S RUN GENERATOR 13	06-2041	60-S1.5	*	(6)	5,758,083.04	3,178,792	2,924,776	145,555	2.53	20.1
SIMPSONVILLE SOLAR	06-2044	25-S2.5	*	(2)	639,282.33	15,184	636,884	29,719	4.65	21.4
OTHER SOLAR		25-S2.5	*	(10)	299,059.04	1,583	327,382	13,158	4.40	24.9
TOTAL ACCOUNT 344 - GENERATORS					137,820,365.37	51,262,028	97,510,566	3,859,989	2.80	25.3
345.00	ACCESSORY ELECTRIC EQUIPMENT									
CANE RUN CC 7	06-2055	55-R3	*	(10)	24,410,920.80	3,250,683	23,601,330	700,958	2.87	33.7
TRIMBLE COUNTY CT 5	06-2042	55-R3	*	(8)	1,895,409.75	1,024,080	1,022,963	48,174	2.54	21.2
TRIMBLE COUNTY CT 6	06-2042	55-R3	*	(8)	4,576,825.36	2,455,909	2,487,062	117,819	2.57	21.1
TRIMBLE COUNTY CT 7	06-2044	55-R3	*	(8)	3,691,212.54	1,836,753	2,149,757	93,024	2.52	23.1
TRIMBLE COUNTY CT 8	06-2044	55-R3	*	(8)	3,322,731.71	1,752,620	1,835,930	79,820	2.40	23.0
TRIMBLE COUNTY CT 9	06-2044	55-R3	*	(8)	3,246,960.53	1,785,734	1,720,983	74,999	2.31	22.9
TRIMBLE COUNTY CT 10	06-2044	55-R3	*	(8)	10,726,602.87	4,088,217	7,496,514	321,288	3.00	23.3
BROWN CT 5	06-2041	55-R3	*	(6)	2,310,232.75	1,407,403	1,041,444	51,787	2.24	20.1
BROWN CT 6	06-2039	55-R3	*	(6)	2,218,578.52	1,364,001	987,692	53,657	2.42	18.4
BROWN CT 7	06-2039	55-R3	*	(6)	2,261,318.53	1,336,037	1,060,961	57,490	2.54	18.5
BROWN CT 8	06-2035	55-R3	*	(6)	3,343,018.44	2,487,668	1,055,932	71,876	2.15	14.7
BROWN CT 9	06-2034	55-R3	*	(6)	4,722,165.15	3,182,415	1,823,080	133,054	2.82	13.7
BROWN CT 10	06-2035	55-R3	*	(6)	3,245,891.87	2,142,331	1,298,314	88,967	2.74	14.6
BROWN CT 11	06-2036	55-R3	*	(6)	2,454,258.42	1,872,854	728,660	46,293	1.89	15.7
BROWN SOLAR	06-2041	45-R2.5	*	(3)	445,469.72	89,553	369,281	18,031	4.05	20.5
HAEFLING UNITS 1, 2 AND 3	06-2025	55-R3	*	(12)	816,263.41	696,839	217,376	41,503	5.08	5.2
PADDY'S RUN GENERATOR 13	06-2041	55-R3	*	(6)	2,499,650.62	1,552,743	1,096,887	54,484	2.18	20.1
OTHER SOLAR		45-R2.5	*	(5)	104,670.66	524	109,380	2,437	2.33	44.9
TOTAL ACCOUNT 345 - ACCESSORY ELECTRIC EQUIPMENT					76,292,181.65	32,326,364	50,103,546	2,055,661	2.69	24.4
346.00	MISCELLANEOUS PLANT EQUIPMENT									
CANE RUN CC 7	06-2055	45-R2.5	*	(10)	3,249,199.52	356,717	3,217,402	101,642	3.13	31.7
TRIMBLE COUNTY CT 5	06-2042	45-R2.5	*	(8)	28,963.63	17,810	13,471	659	2.28	20.4
TRIMBLE COUNTY CT 7	06-2044	45-R2.5	*	(8)	8,888.93	5,127	4,473	208	2.34	21.5
TRIMBLE COUNTY CT 8	06-2044	45-R2.5	*	(8)	8,861.01	5,111	4,459	207	2.34	21.5
TRIMBLE COUNTY CT 9	06-2044	45-R2.5	*	(8)	9,113.52	5,240	4,603	214	2.35	21.5
TRIMBLE COUNTY CT 10	06-2044	45-R2.5	*	(8)	41,868.51	19,405	25,813	1,156	2.76	22.3

KENTUCKY UTILITIES

TABLE 1. SUMMARY OF ESTIMATED SURVIVOR CURVES, NET SALVAGE PERCENT, ORIGINAL COST, BOOK DEPRECIATION RESERVE AND CALCULATED ANNUAL DEPRECIATION ACCRUAL RATES AS OF MARCH 31, 2020

ACCOUNT (1)	PROBABLE RETIREMENT DATE (2)	SURVIVOR CURVE (3)	NET SALVAGE PERCENT (4)	ORIGINAL COST (5)	BOOK DEPRECIATION RESERVE (6)	FUTURE ACCRUALS (7)	CALCULATED ANNUAL ACCRUAL AMOUNT (8)	ACCRUAL RATE (9)=(8)/(5)	COMPOSITE REMAINING LIFE (10)=(7)/(8)
BROWN CT 5	06-2041	45-R2.5	*	2,112,385.83	1,397,032	842,097	44,691	2.12	18.8
BROWN CT 6	06-2039	45-R2.5	*	118,067.98	51,007	74,145	4,034	3.42	18.4
BROWN CT 7	06-2039	45-R2.5	*	83,161.41	41,077	47,074	2,571	3.09	18.3
BROWN CT 8	06-2035	45-R2.5	*	335,415.82	247,429	108,112	7,528	2.24	14.4
BROWN CT 9	06-2034	45-R2.5	*	841,612.82	573,873	318,237	24,131	2.87	13.2
BROWN CT 10	06-2035	45-R2.5	*	237,307.12	167,172	84,374	6,139	2.59	13.7
BROWN CT 11	06-2036	45-R2.5	*	560,127.19	391,062	202,673	13,407	2.39	15.1
BROWN SOLAR	06-2041	40-R2.5	*	424,778.28	60,728	376,794	18,589	4.38	20.3
HAEFLING UNITS 1, 2 AND 3	06-2025	45-R2.5	*	112,095.22	91,246	34,301	6,580	5.87	5.2
PADDY'S RUN GENERATOR 13	06-2041	45-R2.5	*	1,097,040.45	721,646	441,217	23,391	2.13	18.9
TOTAL ACCOUNT 346 - MISCELLANEOUS PLANT EQUIPMENT				9,268,887.24	4,151,682	5,799,245	255,147	2.75	22.7
TOTAL OTHER PRODUCTION PLANT				1,045,736,974.81	393,951,593	736,538,169	31,507,817		
TRANSMISSION PLANT									
350.10	LAND AND LAND RIGHTS	75-R3	0	29,552,045.48	18,167,180	11,384,865	225,489	0.76	50.5
352.10	STRUCTURES & IMPROVEMENTS - NON SYS CONTROL/COM	70-R3	(30)	33,847,725.33	8,156,413	35,845,630	617,454	1.82	58.1
352.20	STRUCTURES & IMPROVEMENTS - SYS CONTROL/COM								
353.10	STATION EQUIPMENT - NON SYS CONTROL/COM	60-R1.5	(15)	360,506,359.25	82,405,509	332,176,804	6,786,376	1.88	48.9
353.20	STATION EQUIPMENT - SYS CONTROL/COM	32-S1.5	(15)	1,138,590.55	1,251,882	57,497	3,349	0.29	17.2
354.00	TOWERS AND FIXTURES	70-R4	(50)	77,967,975.88	53,941,907	63,010,057	1,559,628	2.00	40.4
355.00	POLES AND FIXTURES	54-R2	(80)	434,222,805.86	85,787,734	695,813,317	15,145,719	3.49	45.9
356.00	OVERHEAD CONDUCTORS AND DEVICES	70-R2.5	(80)	216,816,429.60	120,534,463	269,735,110	5,339,170	2.46	50.5
357.00	UNDERGROUND CONDUIT	55-R4	0	681,878.84	267,053	414,826	10,278	1.51	40.4
358.00	UNDERGROUND CONDUCTORS AND DEVICES	50-R2.5	(5)	1,365,362.81	970,815	462,816	13,000	0.95	35.6
TOTAL TRANSMISSION PLANT				1,156,099,173.60	371,482,956	1,408,900,922	29,700,463		
DISTRIBUTION PLANT									
360.10	LAND AND LAND RIGHTS	75-R4	0	2,613,745.11	1,517,401	1,096,344	18,666	0.71	58.7
361.00	STRUCTURES AND IMPROVEMENTS	65-R2.5	(30)	23,982,170.24	3,250,469	27,926,352	485,946	2.03	57.5
362.00	STATION EQUIPMENT	57-R1.5	(20)	254,876,341.16	57,643,036	248,208,573	5,323,682	2.09	46.6
364.00	POLES, TOWERS, AND FIXTURES	54-R1.5	(50)	444,580,724.89	177,760,228	489,110,859	11,308,080	2.54	43.3
365.00	OVERHEAD CONDUCTORS AND DEVICES	45-R1	(30)	445,402,721.96	111,080,758	467,942,781	13,381,554	3.00	35.0
366.00	UNDERGROUND CONDUIT	50-R4	(5)	2,523,911.59	1,074,431	1,575,676	60,180	2.38	26.2
367.00	UNDERGROUND CONDUCTORS AND DEVICES	45-R2.5	(10)	215,272,696.06	55,539,405	181,260,561	5,278,243	2.45	34.3
368.00	LINE TRANSFORMERS	46-R2	(5)	326,744,174.80	152,632,687	190,448,697	6,122,299	1.87	31.1
369.00	SERVICES	48-R1.5	(40)	131,188,766.75	67,063,576	116,600,697	3,386,951	2.58	34.4
370.00	METERS	46-R1	0	64,246,989.90	33,931,578	30,315,412	3,368,841	5.24	9.0
370.01	METERS - AMS	15-S2.5	0	2,921,090.16	383,133	2,537,957	243,014	8.32	10.4
370.11	METERS - AMI	15-S2.5	0	770.41	69	701	53	6.88	13.2
370.20	METERS - CT AND PT	18-S3	0	11,549,574.40	6,012,528	5,537,046	1,476,974	12.79	3.7
371.01	INSTALLATIONS ON CUSTOMERS' PREMISES - EV CHARGING STATIONS	10-S3	0	159,233.81	11,355	147,879	15,987	10.04	9.2
373.00	STREET LIGHTING AND SIGNAL SYSTEMS	29-L0.5	(10)	133,198,385.66	47,388,075	99,130,149	4,558,211	3.42	21.7
TOTAL DISTRIBUTION PLANT				2,059,261,296.90	715,288,729	1,861,839,684	55,028,681		
GENERAL PLANT									
390.10	STRUCTURES AND IMPROVEMENTS - TO OWNED PROPERTY	49-S0	(15)	78,407,801.79	14,602,365	75,566,607	1,938,210	2.47	39.0
390.20	STRUCTURES AND IMPROVEMENTS - LEASEHOLDS	37-R1	(10)	405,820.43	333,013	113,389	5,873	1.45	19.3
391.10	OFFICE FURNITURE AND EQUIPMENT	20-SQ	0	12,506,377.97	5,890,662	6,615,716	650,025	5.20	10.2
391.20	NON PC COMPUTER EQUIPMENT	5-SQ	0	28,106,947.74	11,713,429	16,393,519	5,438,081	19.35	3.0
391.31	PERSONAL COMPUTERS	4-SQ	0	5,179,980.69	1,361,580	3,818,401	2,061,504	39.80	1.9
392.00	TRANSPORTATION EQUIPMENT - CARS AND LIGHT TRUCKS	16-S1.5	0	1,967,971.00	788,228	1,179,743	95,227	4.84	12.4
392.10	TRANSPORTATION EQUIPMENT - HEAVY TRUCKS AND OTHER	14-L2.5	0	6,059,452.00	3,577,067	2,482,385	278,214	4.59	8.9
393.00	STORES EQUIPMENT	25-SQ	0	901,249.59	439,505	461,745	28,713	3.19	16.1
394.00	TOOLS, SHOP AND GARAGE EQUIPMENT	25-SQ	0	15,145,785.93	5,291,162	9,854,624	597,915	3.95	16.5
396.10	POWER OPERATED EQUIPMENT - LARGE MACHINERY	17-L5	0	4,613,913.65	1,371,480	3,242,434	253,393	5.49	12.8
396.20	POWER OPERATED EQUIPMENT - OTHER	17-L5	0	1,044,051.11	334,313	709,738	52,182	5.00	13.6
397.00	COMMUNICATION EQUIPMENT - MICROWAVE, FIBER AND OTHER	19-L4	0	35,664,011.59	14,742,885	20,921,127	1,688,809	4.74	12.4
397.10	COMMUNICATION EQUIPMENT - RADIO AND TELEPHONE	10-SQ	0	24,087,317.53	14,263,718	9,823,600	1,979,328	8.22	5.0
397.20	COMMUNICATION EQUIPMENT - DSM	10-SQ	0	7,606,691.71	3,993,398	3,613,294	1,605,531	21.11	2.3
TOTAL GENERAL PLANT				221,697,372.73	78,702,805	154,796,322	16,673,005		
TOTAL DEPRECIABLE PLANT				9,693,234,693.29	3,402,946,883	7,920,422,070	385,296,825		

KENTUCKY UTILITIES

TABLE 1. SUMMARY OF ESTIMATED SURVIVOR CURVES, NET SALVAGE PERCENT, ORIGINAL COST, BOOK DEPRECIATION RESERVE AND CALCULATED ANNUAL DEPRECIATION ACCRUAL RATES AS OF MARCH 31, 2020

ACCOUNT (1)	PROBABLE RETIREMENT DATE (2)	SURVIVOR CURVE (3)	NET SALVAGE PERCENT (4)	ORIGINAL COST (5)	BOOK DEPRECIATION RESERVE (6)	FUTURE ACCRUALS (7)	CALCULATED ANNUAL		COMPOSITE REMAINING LIFE (10)=(7)/(8)
							ACCRUAL AMOUNT (8)	ACCRUAL RATE (9)=(8)/(5)	
NONDEPRECIABLE PLANT									
301.00	ORGANIZATION			44,455.58					
310.20	LAND			24,970,998.13					
317.07	ARO STEAM PRODUCTION- EQUIPMENT			17,559,790.99	3,901,587				
317.08	ARO STEAM PRODUCTION - CCR			141,678,461.39	97,285,033				
337.07	ARO HYDRAULIC PRODUCTION			645,787.99	77,838				
340.20	LAND			718,103.59					
347.07	ARO OTHER PRODUCTION			406,991.12	98,714				
350.20	LAND			2,362,496.70					
359.15	ARO TRANSMISSION (L/B)			38,195.86	8,006				
359.17	ARO TRANSMISSION (EQUIPMENT)			216,121.55	100,379				
360.20	LAND			6,286,735.50					
374.05	ARO DISTRIBUTION (L/B)			484,890.78	60,622				
374.07	ARO DISTRIBUTION (EQUIPMENT)			25,485.32	69,789				
389.20	LAND			3,578,187.89					
TOTAL NONDEPRECIABLE PLANT				199,016,702.39	101,601,968				
TOTAL ELECTRIC PLANT				9,892,251,395.68	3,504,548,851	7,920,422,070	385,296,825		

* LIFE SPAN PROCEDURE IS USED. CURVE SHOWN IS INTERIM SURVIVOR CURVE

** ANNUAL DEPRECIATION EXPENSE SHOWN WILL BE BOOKED UNTIL JULY 1, 2021, THEN THE FOLLOWING RATE WILL BE APPLIED UNTIL THE END OF THE LIFE FOR THE ASH POND

LOUISVILLE GAS AND ELECTRIC
ELECTRIC PLANT

TABLE 1. SUMMARY OF ESTIMATED SURVIVOR CURVES, NET SALVAGE PERCENT, ORIGINAL COST, BOOK DEPRECIATION RESERVE AND CALCULATED ANNUAL DEPRECIATION ACCRUAL RATES AS OF MARCH 31, 2020

ACCOUNT (1)	PROBABLE RETIREMENT DATE (2)	SURVIVOR CURVE (2)	NET SALVAGE PERCENT (3)	ORIGINAL COST (4)	BOOK DEPRECIATION RESERVE (5)	FUTURE ACCRUALS (6)	CALCULATED ANNUAL ACCRUAL AMOUNT (7)	ACCRUAL RATE (8)=(7)/(4)	COMPOSITE REMAINING LIFE (9)=(6)/(7)		
DEPRECIABLE PLANT											
STEAM PRODUCTION PLANT											
311.00	STRUCTURES AND IMPROVEMENTS										
	RIVERPORT DISTRIBUTION CENTER	06-2063	95-R2.5	*	(30)	5,354,917.29	457,545	6,503,847	155,346	2.90	41.9
	MILL CREEK UNIT 1	12-2024	95-R2.5	*	(8)	18,754,074.14	17,138,064	3,116,336	661,487	3.53	4.7
	MILL CREEK UNIT 2	06-2029	95-R2.5	*	(8)	19,815,854.68	10,093,432	11,307,691	1,232,555	6.22	9.2
	MILL CREEK-SO2 UNIT 2	06-2029	95-R2.5	*	(8)	465.17	502	0	0	-	-
	MILL CREEK UNIT 3	06-2039	95-R2.5	*	(8)	27,065,032.87	20,373,449	8,856,786	470,145	1.74	18.8
	MILL CREEK SO2 UNIT 3	06-2039	95-R2.5	*	(8)	135,376.33	146,206	0	0	-	-
	MILL CREEK UNIT 4	06-2039	95-R2.5	*	(8)	72,678,304.65	43,148,194	35,344,375	1,875,412	2.58	18.8
	MILL CREEK-SO2 UNIT 4	06-2039	95-R2.5	*	(8)	2,476,547.45	2,278,551	396,120	21,068	0.85	18.8
	TRIMBLE COUNTY UNIT 1	06-2045	95-R2.5	*	(11)	107,981,060.51	67,908,070	51,950,907	2,130,366	1.97	24.4
	TRIMBLE COUNTY SO2 UNIT 1	06-2045	95-R2.5	*	(11)	889,015.22	149,780	837,027	33,721	3.79	24.8
	TRIMBLE COUNTY UNIT 2	06-2066	95-R2.5	*	(11)	18,582,103.96	3,107,268	17,518,867	393,619	2.12	44.5
	TRIMBLE COUNTY SO2 UNIT 2	06-2066	95-R2.5	*	(11)	252,621.17	16,984	263,425	5,886	2.33	44.8
	TRIMBLE COUNTY TRAINING CENTER	06-2066	95-R2.5	*	(5)	742,261.26	17,029	762,345	17,001	2.29	44.8
	<i>TOTAL ACCOUNT 311 - STRUCTURES AND IMPROVEMENTS</i>					274,727,634.70	164,835,074	136,857,726	6,996,606	2.55	19.6
311.20	STRUCTURES AND IMPROVEMENTS - RETIRED PLANT										
	CANE RUN UNIT 1	12-2015	95-R2.5	*	(10)	65,888.59	89,323	(16,846)	0	-	-
	CANE RUN UNIT 2	12-2015	95-R2.5	*	(10)	373.59	507	(96)	0	-	-
	CANE RUN UNIT 3	12-2015	95-R2.5	*	(10)	249.15	338	(64)	0	-	-
	CANE RUN UNIT 4	12-2015	95-R2.5	*	(10)	491.62	667	(126)	0	-	-
	CANE RUN-SO2 UNIT 4	12-2015	95-R2.5	*	(10)	17,565.79	23,813	(4,491)	0	-	-
	CANE RUN UNIT 5 AND SO2 UNIT 5	12-2015	95-R2.5	*	(10)	204,433.27	277,145	(52,268)	0	-	-
	CANE RUN UNIT 6 AND SO2 UNIT 6	12-2015	95-R2.5	*	(10)	8,900,547.35	12,066,229	(2,275,627)	0	-	-
	<i>TOTAL ACCOUNT 311.2 - STRUCTURES AND IMPROVEMENTS - RETIRED PLANT</i>					9,189,549.36	12,458,022	(2,349,518)	0	-	-
312.00	BOILER PLANT EQUIPMENT										
	MILL CREEK UNIT 1	12-2024	57-R1	*	(8)	184,826,376.07	55,525,735	144,086,751	30,824,735	16.68	4.7
	MILL CREEK-SO2 UNIT 1	12-2024	57-R1	*	(8)	16,811,976.82	9,350,560	8,806,375	1,889,718	11.24	4.7
	MILL CREEK UNIT 2	06-2029	57-R1	*	(8)	212,689,003.38	41,210,859	188,493,265	21,013,129	9.88	9.0
	MILL CREEK-SO2 UNIT 2	06-2029	57-R1	*	(8)	113,357,088.47	10,935,927	111,489,729	12,373,935	10.92	9.0
	MILL CREEK UNIT 3	06-2039	57-R1	*	(8)	315,048,389.55	78,438,238	261,814,023	14,598,951	4.63	17.9
	MILL CREEK-SO2 UNIT 3	06-2039	57-R1	*	(8)	149,917,217.65	11,359,037	150,551,558	8,282,532	5.52	18.2
	MILL CREEK UNIT 4	06-2039	57-R1	*	(8)	746,587,416.46	147,160,704	659,153,706	36,530,358	4.89	18.0
	MILL CREEK-SO2 UNIT 4	06-2039	57-R1	*	(8)	195,738,782.17	23,394,086	188,003,799	10,425,304	5.33	18.0
	TRIMBLE COUNTY UNIT 1	06-2045	57-R1	*	(11)	325,352,537.22	90,307,041	270,834,275	11,990,717	3.69	22.6
	TRIMBLE COUNTY SO2 UNIT 1	06-2045	57-R1	*	(11)	68,153,675.06	30,419,300	45,231,279	2,054,423	3.01	22.0
	TRIMBLE COUNTY UNIT 2	06-2066	57-R1	*	(11)	286,744,473.67	26,675,745	291,610,621	7,522,308	2.62	38.8
	TRIMBLE COUNTY SO2 UNIT 2	06-2066	57-R1	*	(11)	15,352,427.57	3,859,090	13,182,105	347,107	2.26	38.0
	<i>TOTAL ACCOUNT 312 - BOILER PLANT EQUIPMENT</i>					2,630,579,364.09	528,636,322	2,333,257,486	157,853,217	6.00	14.8
312.10	BOILER PLANT EQUIPMENT - ASH PONDS										
	MILL CREEK UNIT 1 ASH POND	05-2021	100-S4	*	0	411,750.29	396,670	15,080	12,064	**	**
	TRIMBLE COUNTY UNIT 1 ASH POND	09-2024	100-S4	*	0	4,846,362.74	4,446,352	400,011	91,112	**	**
	TRIMBLE COUNTY UNIT 2 ASH POND	09-2023	100-S4	*	0	5,057,242.50	4,744,513	312,730	90,525	**	**
	<i>TOTAL ACCOUNT 312.1 - BOILER PLANT EQUIPMENT - ASH PONDS</i>					10,315,355.53	9,587,535	727,821	193,701	**	**
314.00	TURBOGENERATOR UNITS										
	MILL CREEK UNIT 1	12-2024	62-R2	*	(8)	27,285,982.66	11,949,897	17,518,964	3,744,256	13.72	4.7
	MILL CREEK UNIT 2	06-2029	62-R2	*	(8)	31,289,999.56	12,565,399	21,227,801	2,355,052	7.53	9.0
	MILL CREEK UNIT 3	06-2039	62-R2	*	(8)	40,684,960.57	19,261,104	24,678,653	1,352,146	3.32	18.3
	MILL CREEK UNIT 4	06-2039	62-R2	*	(8)	57,644,123.02	25,501,952	36,753,701	2,026,012	3.51	18.1
	TRIMBLE COUNTY UNIT 1	06-2045	62-R2	*	(11)	59,123,335.59	30,600,274	35,026,629	1,526,747	2.58	22.9
	TRIMBLE COUNTY UNIT 2	06-2066	62-R2	*	(11)	22,853,697.56	5,344,307	20,023,297	504,659	2.21	39.7
	<i>TOTAL ACCOUNT 314 - TURBOGENERATOR UNITS</i>					238,882,098.96	105,222,933	155,229,045	11,508,872	4.82	13.5

LOUISVILLE GAS AND ELECTRIC
ELECTRIC PLANTTABLE 1. SUMMARY OF ESTIMATED SURVIVOR CURVES, NET SALVAGE PERCENT, ORIGINAL COST, BOOK DEPRECIATION RESERVE AND
CALCULATED ANNUAL DEPRECIATION ACCRUAL RATES AS OF MARCH 31, 2020

ACCOUNT (1)	PROBABLE RETIREMENT DATE (2)	SURVIVOR CURVE (2)	NET SALVAGE PERCENT (3)	ORIGINAL COST (4)	BOOK DEPRECIATION RESERVE (5)	FUTURE ACCRUALS (6)	CALCULATED ANNUAL ACCRUAL AMOUNT (7)	ACCRUAL RATE (8)=(7)/(4)	COMPOSITE REMAINING LIFE (9)=(6)/(7)	
315.00	ACCESSORY ELECTRIC EQUIPMENT									
	12-2024	70-R3	*	(8)	18,109,188.73	12,217,246	7,340,678	1,557,216	8.60	4.7
	12-2024	70-R3	*	(8)	202,167.22	36,849	181,492	38,698	19.14	4.7
	06-2029	70-R3	*	(8)	13,365,293.98	5,786,700	8,647,817	946,631	7.08	9.1
	06-2029	70-R3	*	(8)	5,652,402.38	802,303	5,302,292	574,463	10.16	9.2
	06-2039	70-R3	*	(8)	26,922,251.16	14,500,233	14,575,798	772,748	2.87	18.9
	06-2039	70-R3	*	(8)	1,088,905.01	1,123,410	52,607	2,926	0.27	18.0
	06-2039	70-R3	*	(8)	33,383,302.28	18,784,502	17,269,464	929,368	2.78	18.6
	06-2039	70-R3	*	(8)	8,052,008.04	523,038	8,173,131	428,179	5.32	19.1
	06-2045	70-R3	*	(11)	65,468,696.33	32,016,376	40,653,877	1,688,611	2.58	24.1
	06-2045	70-R3	*	(11)	2,736,920.21	2,454,458	583,523	24,858	0.91	23.5
	06-2066	70-R3	*	(11)	11,270,002.03	2,098,743	10,410,959	238,899	2.12	43.6
<i>TOTAL ACCOUNT 315 - ACCESSORY ELECTRIC EQUIPMENT</i>					186,251,137.37	90,343,858	113,191,638	7,202,597	3.87	15.7
316.00	MISCELLANEOUS PLANT EQUIPMENT									
	06-2063	43-R2.5	*	(5)	1,930,485.14	116,763	1,910,246	52,491	2.72	36.4
	12-2024	43-R2.5	*	(8)	719,267.87	503,923	272,886	61,331	8.53	4.4
	06-2029	43-R2.5	*	(8)	74,667.78	24,644	55,997	6,160	8.25	9.1
	06-2039	43-R2.5	*	(8)	795,586.25	316,864	542,369	29,085	3.66	18.6
	06-2039	43-R2.5	*	(8)	11,824,087.95	4,081,785	8,688,230	491,317	4.16	17.7
	06-2039	43-R2.5	*	(8)	43,211.57	40,927	5,741	318	0.74	18.1
	06-2045	43-R2.5	*	(11)	3,199,929.32	1,779,020	1,772,902	91,536	2.86	19.4
	06-2066	43-R2.5	*	(11)	4,073,180.92	394,334	4,126,897	116,001	2.85	35.6
<i>TOTAL ACCOUNT 316 - MISCELLANEOUS PLANT EQUIPMENT</i>					22,660,416.80	7,258,260	17,375,268	848,239	3.74	20.5
TOTAL STEAM PRODUCTION PLANT					3,372,605,556.81	918,342,004	2,754,289,466	184,603,232		
HYDROELECTRIC PRODUCTION PLANT										
331.00	STRUCTURES AND IMPROVEMENTS									
	10-2045	95-R2	*	(2)	28,698.29	5,169	24,103	1,155	4.02	20.9
	10-2045	95-R2	*	(2)	5,637,542.61	2,664,905	3,085,388	131,979	2.34	23.4
<i>TOTAL ACCOUNT 331 - STRUCTURES AND IMPROVEMENTS</i>					5,666,240.90	2,670,074	3,109,491	133,134	2.35	23.4
332.00	RESERVOIRS, DAMS & WATERWAY									
	10-2045	90-R2.5	*	(2)	19,384,087.20	1,388,725	18,383,044	731,552	3.77	25.1
<i>TOTAL ACCOUNT 332 - RESERVOIRS, DAMS & WATERWAY</i>					19,384,087.20	1,388,725	18,383,044	731,552	3.77	25.1
333.00	WATER WHEELS, TURBINES & GENERATORS									
	10-2045	80-R3	*	(2)	114,581,032.99	8,443,485	108,429,169	4,281,724	3.74	25.3
<i>TOTAL ACCOUNT 333 - WATER WHEELS, TURBINES & GENERATORS</i>					114,581,032.99	8,443,485	108,429,169	4,281,724	3.74	25.3
334.00	ACCESSORY ELECTRIC EQUIPMENT									
	10-2045	80-R4	*	(2)	6,558,057.99	783,133	5,906,086	233,770	3.56	25.3
<i>TOTAL ACCOUNT 334 - ACCESSORY ELECTRIC EQUIPMENT</i>					6,558,057.99	783,133	5,906,086	233,770	3.56	25.3
335.00	MISCELLANEOUS PLANT EQUIPMENT									
	10-2045	70-R3	*	(2)	51,166.32	7,282	44,908	1,771	3.46	25.4
	10-2045	70-R3	*	(2)	282,780.20	208,335	80,101	3,180	1.12	25.2
<i>TOTAL ACCOUNT 335 - MISCELLANEOUS PLANT EQUIPMENT</i>					333,946.52	215,617	125,009	4,951	1.48	25.2
336.00	ROADS, RAILROADS & BRIDGES									
	10-2045	80-S4	*	(2)	12,119.47	3,068	9,294	858	7.08	10.8
<i>TOTAL ACCOUNT 336 - ROADS, RAILROADS & BRIDGES</i>					12,119.47	3,068	9,294	858	7.08	10.8
TOTAL HYDROELECTRIC PRODUCTION PLANT					146,535,485.07	13,504,102	135,962,093	5,385,989		

LOUISVILLE GAS AND ELECTRIC
ELECTRIC PLANT

TABLE 1. SUMMARY OF ESTIMATED SURVIVOR CURVES, NET SALVAGE PERCENT, ORIGINAL COST, BOOK DEPRECIATION RESERVE AND CALCULATED ANNUAL DEPRECIATION ACCRUAL RATES AS OF MARCH 31, 2020

ACCOUNT (1)	PROBABLE RETIREMENT DATE (2)	SURVIVOR CURVE (2)	NET SALVAGE PERCENT (3)	ORIGINAL COST (4)	BOOK DEPRECIATION RESERVE (5)	FUTURE ACCRUALS (6)	CALCULATED ANNUAL ACCRUAL AMOUNT (7)	CALCULATED ANNUAL ACCRUAL RATE (8)=(7)/(4)	COMPOSITE REMAINING LIFE (9)=(6)/(7)	
OTHER PRODUCTION PLANT										
341.00	STRUCTURES AND IMPROVEMENTS									
	CANE RUN CC 7	06-2055	60-R4 *	(11)	17,737,935.82	5,604,910	14,084,199	425,178	2.40	33.1
	ZORN AND RIVER ROAD GAS TURBINE	06-2021	60-R4 *	(9)	8,241.14	8,983	0	0	-	-
	PADDY'S RUN GENERATOR 12	06-2025	60-R4 *	(6)	64,113.35	67,960	0	0	-	-
	PADDY'S RUN GENERATOR 13	06-2041	60-R4 *	(6)	2,484,085.38	1,471,390	1,161,741	55,609	2.24	20.9
	BROWN CT 5	06-2041	60-R4 *	(7)	1,171,970.07	508,335	745,673	35,524	3.03	21.0
	BROWN CT 6	06-2039	60-R4 *	(7)	135,870.23	71,199	74,182	3,889	2.86	19.1
	BROWN CT 7	06-2039	60-R4 *	(7)	144,356.29	96,467	57,994	3,061	2.12	18.9
	BROWN SOLAR	06-2041	40-S3 *	(3)	923,945.85	126,012	825,652	39,298	4.25	21.0
	TRIMBLE COUNTY CT 5	06-2042	60-R4 *	(9)	1,555,655.08	945,301	750,363	34,420	2.21	21.8
	TRIMBLE COUNTY CT 6	06-2042	60-R4 *	(9)	1,467,923.89	894,495	705,542	32,378	2.21	21.8
	TRIMBLE COUNTY CT 7	06-2044	60-R4 *	(9)	2,083,698.13	1,140,625	1,130,606	47,564	2.28	23.8
	TRIMBLE COUNTY CT 8	06-2044	60-R4 *	(9)	2,075,526.50	1,136,152	1,126,172	47,378	2.28	23.8
	TRIMBLE COUNTY CT 9	06-2044	60-R4 *	(9)	2,137,402.33	1,166,051	1,163,718	48,957	2.29	23.8
	TRIMBLE COUNTY CT 10	06-2044	60-R4 *	(9)	2,525,013.22	1,194,202	1,558,062	65,281	2.59	23.9
	SIMPSONVILLE SOLAR	06-2044	40-S3 *	(2)	629,097.75	15,519	626,161	26,079	4.15	24.0
	<i>TOTAL ACCOUNT 341 - STRUCTURES AND IMPROVEMENTS</i>				35,144,835.03	14,447,601	24,010,065	864,616	2.46	27.8
341.20	STRUCTURES AND IMPROVEMENTS - RETIRED PLANT									
	CANE RUN GT 11	06-2018	60-R4 *	(10)	320,737.94	686,950	(334,138)	0	-	-
	<i>TOTAL ACCOUNT 341.2 - STRUCTURES AND IMPROVEMENTS</i>				320,737.94	686,950	(334,138)	0	-	-
342.00	FUEL HOLDERS, PRODUCERS AND ACCESSORIES									
	CANE RUN CC 7	06-2055	55-R2.5 *	(11)	1,839,349.29	1,111,369	930,309	28,186	1.53	33.0
	CANE RUN GAS PIPELINE	06-2055	55-R2.5 *	(11)	6,602,221.07	885,105	6,443,360	195,313	2.96	33.0
	ZORN AND RIVER ROAD GAS TURBINE	06-2021	55-R2.5 *	(9)	23,433.81	24,052	1,491	1,192	5.09	1.3
	PADDY'S RUN GENERATOR 11	06-2025	55-R2.5 *	(6)	9,237.57	9,792	0	0	-	-
	PADDY'S RUN GENERATOR 12	06-2025	55-R2.5 *	(6)	21,667.08	22,967	0	0	-	-
	PADDY'S RUN GENERATOR 13	06-2041	55-R2.5 *	(6)	2,235,100.61	1,415,371	953,836	48,026	2.15	19.9
	PADDY'S RUN CT PIPELINE	06-2041	55-R2.5 *	(6)	7,693,302.29	752,625	7,402,275	357,080	4.64	20.7
	BROWN CT 5	06-2041	55-R2.5 *	(7)	846,906.63	514,134	392,056	19,660	2.32	19.9
	BROWN CT 6	06-2039	55-R2.5 *	(7)	766,004.64	347,075	472,550	25,401	3.32	18.6
	BROWN CT 7	06-2039	55-R2.5 *	(7)	483,544.93	182,343	335,050	17,871	3.70	18.7
	TRIMBLE COUNTY CT 5	06-2042	55-R2.5 *	(9)	97,996.90	60,500	46,317	2,229	2.27	20.8
	TRIMBLE COUNTY CT 6	06-2042	55-R2.5 *	(9)	97,861.58	60,421	46,248	2,225	2.27	20.8
	TRIMBLE COUNTY CT PIPELINE	06-2044	55-R2.5 *	(9)	2,320,474.20	1,228,328	1,300,989	57,315	2.47	22.7
	TRIMBLE COUNTY CT 7	06-2044	55-R2.5 *	(9)	338,423.07	187,939	7,992	180,942	2.36	22.6
	TRIMBLE COUNTY CT 8	06-2044	55-R2.5 *	(9)	337,096.18	187,202	180,233	7,961	2.36	22.6
	TRIMBLE COUNTY CT 9	06-2044	55-R2.5 *	(9)	347,146.53	192,199	186,191	8,224	2.37	22.6
	TRIMBLE COUNTY CT 10	06-2044	55-R2.5 *	(9)	446,520.02	206,287	280,420	12,242	2.74	22.9
	<i>TOTAL ACCOUNT 342 - FUEL HOLDERS, PRODUCERS AND ACCESSORIES</i>				24,506,286.40	7,387,709	19,152,267	790,917	3.23	24.2
343.00	PRIME MOVERS									
	CANE RUN CC 7	06-2055	35-R1.5 *	(11)	76,519,938.67	6,471,464	78,465,668	2,849,987	3.72	27.5
	PADDY'S RUN GENERATOR 13	06-2041	35-R1.5 *	(6)	22,511,422.19	11,648,123	12,213,985	710,196	3.15	17.2
	BROWN CT 5	06-2041	35-R1.5 *	(7)	18,490,042.40	8,728,342	11,056,003	626,861	3.39	17.6
	BROWN CT 6	06-2039	35-R1.5 *	(7)	24,101,915.33	9,006,299	16,782,750	1,010,784	4.19	16.6
	BROWN CT 7	06-2039	35-R1.5 *	(7)	18,614,501.31	12,311,519	7,605,997	486,900	2.62	15.6
	TRIMBLE COUNTY CT 5	06-2042	35-R1.5 *	(9)	15,752,455.59	8,019,763	9,150,414	506,518	3.22	18.1
	TRIMBLE COUNTY CT 6	06-2042	35-R1.5 *	(9)	14,426,572.85	7,763,228	7,961,736	448,495	3.11	17.8
	TRIMBLE COUNTY CT 7	06-2044	35-R1.5 *	(9)	15,680,731.51	7,259,230	9,832,767	506,154	3.23	19.4
	TRIMBLE COUNTY CT 8	06-2044	35-R1.5 *	(9)	14,940,455.43	7,484,383	8,800,713	459,476	3.08	19.2
	TRIMBLE COUNTY CT 9	06-2044	35-R1.5 *	(9)	14,789,388.81	7,541,240	8,579,194	448,243	3.03	19.1
	TRIMBLE COUNTY CT 10	06-2044	35-R1.5 *	(9)	15,080,643.18	7,559,856	8,878,045	461,216	3.06	19.2
	<i>TOTAL ACCOUNT 343 - PRIME MOVERS</i>				250,908,067.27	93,793,447	179,327,272	8,514,830	3.39	21.1
344.00	GENERATORS									
	CANE RUN CC 7	06-2055	60-S3 *	(11)	17,525,714.79	2,811,358	16,642,185	479,216	2.73	34.7
	ZORN AND RIVER ROAD GAS TURBINE	06-2021	60-S3 *	(9)	1,919,304.70	2,007,414	84,628	67,799	3.53	1.2

LOUISVILLE GAS AND ELECTRIC
ELECTRIC PLANT

TABLE 1. SUMMARY OF ESTIMATED SURVIVOR CURVES, NET SALVAGE PERCENT, ORIGINAL COST, BOOK DEPRECIATION RESERVE AND CALCULATED ANNUAL DEPRECIATION ACCRUAL RATES AS OF MARCH 31, 2020

ACCOUNT (1)	PROBABLE RETIREMENT DATE (2)	SURVIVOR CURVE (2)	NET SALVAGE PERCENT (3)	ORIGINAL COST (4)	BOOK DEPRECIATION RESERVE (5)	FUTURE ACCRUALS (6)	CALCULATED ANNUAL ACCRUAL AMOUNT (7)	ACCRUAL RATE (8)=(7)/(4)	COMPOSITE REMAINING LIFE (9)=(6)/(7)	
PADDY'S RUN GENERATOR 11	06-2025	60-S3	*	(6)	1,539,958.99	1,632,357	0	0	-	
PADDY'S RUN GENERATOR 12	06-2025	60-S3	*	(6)	3,334,813.58	3,487,041	47,861	9,116	0.27	
PADDY'S RUN GENERATOR 13	06-2041	60-S3	*	(6)	6,491,084.14	3,588,837	3,291,712	157,914	2.43	
BROWN CT 5	06-2041	60-S3	*	(7)	3,448,727.25	1,952,919	1,737,219	83,428	2.42	
BROWN CT 6	06-2039	60-S3	*	(7)	2,449,473.22	1,671,377	949,559	50,428	2.06	
BROWN CT 7	06-2039	60-S3	*	(7)	2,652,422.70	1,664,511	1,173,581	62,090	2.34	
BROWN SOLAR	06-2041	25-S2.5	*	(3)	8,363,103.36	1,473,798	7,140,198	387,423	4.63	
TRIMBLE COUNTY CT 5	06-2042	60-S3	*	(9)	1,635,904.01	942,249	840,886	38,624	2.36	
TRIMBLE COUNTY CT 6	06-2042	60-S3	*	(9)	1,595,963.67	904,394	835,206	38,366	2.40	
TRIMBLE COUNTY CT 7	06-2044	60-S3	*	(9)	1,793,484.14	914,804	1,040,094	43,786	2.44	
TRIMBLE COUNTY CT 8	06-2044	60-S3	*	(9)	1,783,864.62	909,630	1,034,782	43,562	2.44	
TRIMBLE COUNTY CT 9	06-2044	60-S3	*	(9)	1,996,602.87	613,880	1,562,417	65,427	3.28	
TRIMBLE COUNTY CT 10	06-2044	60-S3	*	(9)	1,911,732.95	947,500	1,136,289	47,767	2.50	
SIMPSONVILLE SOLAR	06-2044	25-S2.5	*	(2)	503,250.72	11,956	501,360	23,395	4.65	
OTHER SOLAR		25-S2.5		(10)	57,651.55	4,319	59,098	2,542	4.41	
TOTAL ACCOUNT 344 - GENERATORS					59,003,057.26	25,538,344	38,077,075	1,600,883	2.71	23.8
345.00	ACCESSORY ELECTRIC EQUIPMENT									
CANE RUN CC 7	06-2055	50-S2.5	*	(11)	6,807,217.32	891,021	6,664,990	199,502	2.93	33.4
ZORN AND RIVER ROAD GAS TURBINE	06-2021	50-S2.5	*	(9)	94,656.49	90,203	12,973	10,443	11.03	1.2
PADDY'S RUN GENERATOR 11	06-2025	50-S2.5	*	(6)	592,362.10	627,904	0	0	-	-
PADDY'S RUN GENERATOR 12	06-2025	50-S2.5	*	(6)	901,218.54	955,292	0	0	-	-
PADDY'S RUN GENERATOR 13	06-2041	50-S2.5	*	(6)	2,860,913.24	2,031,000	1,001,568	51,008	1.78	19.6
BROWN CT 5	06-2041	50-S2.5	*	(7)	2,602,373.29	1,705,467	1,079,072	55,186	2.12	19.6
BROWN CT 6	06-2039	50-S2.5	*	(7)	1,042,364.45	545,425	569,905	31,491	3.02	18.1
BROWN CT 7	06-2039	50-S2.5	*	(7)	1,130,650.06	663,963	545,833	29,892	2.64	18.3
BROWN SOLAR	06-2041	45-R2.5	*	(3)	285,072.02	57,308	236,316	11,539	4.05	20.5
TRIMBLE COUNTY CT 5	06-2042	50-S2.5	*	(9)	782,798.71	421,588	431,663	20,660	2.64	20.9
TRIMBLE COUNTY CT 6	06-2042	50-S2.5	*	(9)	1,709,376.03	940,671	922,549	44,641	2.61	20.7
TRIMBLE COUNTY CT 7	06-2044	50-S2.5	*	(9)	2,168,768.83	1,082,009	1,281,949	56,387	2.60	22.7
TRIMBLE COUNTY CT 8	06-2044	50-S2.5	*	(9)	1,943,746.28	1,039,626	1,079,057	47,916	2.47	22.5
TRIMBLE COUNTY CT 9	06-2044	50-S2.5	*	(9)	1,898,268.01	1,065,196	1,003,916	44,772	2.36	22.4
TRIMBLE COUNTY CT 10	06-2044	50-S2.5	*	(9)	6,214,267.18	2,518,460	4,255,091	184,758	2.97	23.0
OTHER SOLAR		45-R2.5		(5)	27,319.98	1,936	26,750	617	2.26	43.4
TOTAL ACCOUNT 345 - ACCESSORY ELECTRIC EQUIPMENT					31,061,372.53	14,637,069	19,111,632	788,812	2.54	24.2
346.00	MISCELLANEOUS PLANT EQUIPMENT									
CANE RUN CC 7	06-2055	55-R4	*	(11)	965,500.34	91,948	979,757	28,394	2.94	34.5
ZORN AND RIVER ROAD GAS TURBINE	06-2021	55-R4	*	(9)	9,488.39	10,342	0	0	-	-
PADDY'S RUN GENERATOR 11	06-2025	55-R4	*	(6)	9,494.38	10,064	0	0	-	-
PADDY'S RUN GENERATOR 13	06-2041	55-R4	*	(6)	1,299,351.17	823,624	553,688	26,860	2.07	20.6
BROWN CT 5	06-2041	55-R4	*	(7)	2,399,250.01	1,503,480	1,063,718	51,636	2.15	20.6
BROWN CT 6	06-2039	55-R4	*	(7)	32,755.71	15,496	19,553	1,027	3.14	19.0
BROWN CT 7	06-2039	55-R4	*	(7)	23,047.78	15,647	9,014	480	2.08	18.8
BROWN SOLAR	06-2041	40-R2.5	*	(3)	271,849.13	38,558	241,447	11,912	4.38	20.3
TRIMBLE COUNTY CT 5	06-2042	55-R4	*	(9)	14,528.92	8,409	7,428	340	2.34	21.8
TRIMBLE COUNTY CT 7	06-2044	55-R4	*	(9)	5,204.51	2,808	2,865	122	2.34	23.5
TRIMBLE COUNTY CT 8	06-2044	55-R4	*	(9)	5,182.59	2,798	2,851	121	2.33	23.6
TRIMBLE COUNTY CT 9	06-2044	55-R4	*	(9)	5,328.44	2,865	2,943	125	2.35	23.5
TRIMBLE COUNTY CT 10	06-2044	55-R4	*	(9)	25,332.91	11,014	16,599	695	2.74	23.9
TOTAL ACCOUNT 346 - MISCELLANEOUS PLANT EQUIPMENT					5,066,314.28	2,537,053	2,899,863	121,712	2.40	23.8
TOTAL OTHER PRODUCTION PLANT					370,865,835.68	144,580,572	258,233,971	11,817,154		
TRANSMISSION PLANT										
350.10	LAND AND LAND RIGHTS	75-R4		0	8,587,652.59	3,427,482	5,160,171	88,088	1.03	58.6
352.10	STRUCTURES AND IMPROVEMENTS	65-R2		(10)	17,430,048.42	3,051,427	16,121,626	281,238	1.61	57.3
353.10	STATION EQUIPMENT	60-R1.5		(20)	238,176,475.57	68,565,118	217,246,653	4,519,129	1.90	48.1
354.00	TOWERS AND FIXTURES	75-R4		(50)	46,357,266.29	26,622,926	42,912,973	804,050	1.73	53.4

LOUISVILLE GAS AND ELECTRIC
ELECTRIC PLANT

TABLE 1. SUMMARY OF ESTIMATED SURVIVOR CURVES, NET SALVAGE PERCENT, ORIGINAL COST, BOOK DEPRECIATION RESERVE AND CALCULATED ANNUAL DEPRECIATION ACCRUAL RATES AS OF MARCH 31, 2020

ACCOUNT (1)	PROBABLE RETIREMENT DATE (2)	SURVIVOR CURVE (2)	NET SALVAGE PERCENT (3)	ORIGINAL COST (4)	BOOK DEPRECIATION RESERVE (5)	FUTURE ACCRUALS (6)	CALCULATED ANNUAL		COMPOSITE REMAINING LIFE (9)=(6)/(7)
							ACCRUAL AMOUNT (7)	ACCRUAL RATE (8)=(7)/(4)	
355.00	POLES AND FIXTURES	60-R2	(80)	107,788,233.53	31,883,755	162,135,065	3,256,781	3.02	49.8
356.00	OVERHEAD CONDUCTORS AND DEVICES	60-R2	(80)	66,517,973.80	32,612,407	87,119,946	2,018,671	3.03	43.2
357.00	UNDERGROUND CONDUIT	55-S3	(5)	1,941,041.52	807,905	1,230,189	35,495	1.83	34.7
358.00	UNDERGROUND CONDUCTORS AND DEVICES	50-R3	(25)	8,498,390.55	3,811,274	6,811,714	189,286	2.23	36.0
TOTAL TRANSMISSION PLANT				495,297,082.27	170,782,294	538,738,337	11,192,738		
DISTRIBUTION PLANT									
361.00	STRUCTURES AND IMPROVEMENTS	50-S0.5	(10)	12,951,866.82	2,712,013	11,535,041	265,019	2.05	43.5
362.00	STATION EQUIPMENT	52-R1	(20)	169,273,981.38	50,208,080	152,920,698	3,649,180	2.16	41.9
364.00	POLES, TOWERS, AND FIXTURES	56-R1.5	(80)	222,926,442.26	82,386,357	318,881,239	7,238,790	3.25	44.1
365.00	OVERHEAD CONDUCTORS AND DEVICES	52-R1.5	(75)	379,389,493.59	127,848,062	536,083,552	13,240,372	3.49	40.5
366.00	UNDERGROUND CONDUIT	75-S4	(40)	87,722,520.35	34,700,695	88,110,833	1,604,590	1.83	54.9
367.00	UNDERGROUND CONDUCTORS AND DEVICES	58-R3	(50)	325,132,911.63	69,171,986	418,527,381	8,887,496	2.73	47.1
368.00	LINE TRANSFORMERS	47-R3	(10)	174,391,898.35	83,922,602	107,908,486	3,324,162	1.91	32.5
369.10	SERVICES - UNDERGROUND	47-S2	(50)	14,130,897.37	2,273,009	18,923,337	542,936	3.84	34.9
369.20	SERVICES - OVERHEAD	65-R2.5	(100)	25,472,004.34	25,131,288	25,812,721	612,030	2.40	42.2
370.00	METERS	37-R1.5	0	34,702,449.22	20,542,572	14,159,877	1,632,414	4.70	8.7
370.01	METERS - AMS	15-S0.5	0	3,010,141.14	480,897	2,529,244	230,121	7.64	11.0
370.11	METERS - AMI	15-S2.5	0	74,083.26	2,925	71,158	5,024	6.78	14.2
370.20	METERS - CT AND PT	18-S3	0	5,927,405.09	4,108,718	1,818,687	729,803	12.31	2.5
371.01	INSTALLATIONS ON CUSTOMERS' PREMISES - EV CHARGING STATIONS	10-S3	0	175,550.89	12,435	163,116	17,634	10.04	9.3
373.10	STREET LIGHTING AND SIGNAL SYSTEMS - OVERHEAD	35-R1.5	(40)	62,056,323.96	15,837,508	71,041,346	2,721,894	4.39	26.1
373.20	STREET LIGHTING AND SIGNAL SYSTEMS - UNDERGROUND	35-R1.5	(40)	65,156,917.93	31,904,480	59,315,205	2,580,686	3.96	23.0
TOTAL DISTRIBUTION PLANT				1,582,494,887.58	551,243,627	1,827,801,921	47,282,151		
GENERAL PLANT									
392.00	TRANSPORTATION EQUIPMENT - CARS AND LIGHT TRUCKS	14-S2	0	1,573,865.21	639,531	934,334	89,993	5.72	10.4
392.10	TRANSPORTATION EQUIPMENT - HEAVY TRUCKS AND OTHER	13-R2	0	6,387,019.66	2,502,334	3,884,686	410,266	6.42	9.5
392.20	TRANSPORTATION EQUIPMENT - TRAILERS	23-S2.5	0	396,787.73	3,751	393,037	25,844	6.51	15.2
394.00	TOOLS, SHOP AND GARAGE EQUIPMENT	25-SQ	0	7,187,139.53	3,090,377	4,096,763	277,874	3.87	14.7
396.10	POWER OPERATED EQUIPMENT - LARGE MACHINERY	22-S1	0	2,586,982.53	1,492,849	1,094,134	56,148	2.17	19.5
396.20	POWER OPERATED EQUIPMENT - OTHER	23-S1	0	196,248.24	121,172	75,076	4,870	2.48	15.4
397.20	COMMUNICATION EQUIPMENT - DSM	10-SQ	0	6,804,139.35	4,394,895	2,409,244	1,070,712	15.74	2.3
TOTAL GENERAL PLANT				25,132,182.25	12,244,909	12,887,274	1,935,707		
TOTAL DEPRECIABLE PLANT				6,028,075,864.69	1,825,145,109	5,551,923,127	263,081,587		
NONDEPRECIABLE PLANT									
301.00	ORGANIZATION			2,240.29					
310.20	LAND			9,833,555.09					
310.26	LAND - ECR 2011			360,851.26					
317.07	ARO STEAM PRODUCTION (EQUIPMENT)			10,487,725.37	2,968,484				
317.08	ARO STEAM PRODUCTION (CCR)			46,958,489.83	37,978,854				
330.20	LAND			6.50					
337.07	ARO HYDRAULIC PRODUCTION			289,910.63	30,394				

LOUISVILLE GAS AND ELECTRIC
ELECTRIC PLANT

TABLE 1. SUMMARY OF ESTIMATED SURVIVOR CURVES, NET SALVAGE PERCENT, ORIGINAL COST, BOOK DEPRECIATION RESERVE AND CALCULATED ANNUAL DEPRECIATION ACCRUAL RATES AS OF MARCH 31, 2020

ACCOUNT (1)	PROBABLE RETIREMENT DATE (2)	SURVIVOR CURVE (2)	NET SALVAGE PERCENT (3)	ORIGINAL COST (4)	BOOK DEPRECIATION RESERVE (5)	FUTURE ACCRUALS (6)	CALCULATED ANNUAL		COMPOSITE REMAINING LIFE (9)=(6)/(7)
							ACCRUAL AMOUNT (7)	ACCRUAL RATE (8)=(7)/(4)	
340.20	LAND			406,526.20					
347.05	ARO OTHER PRODUCTION (L/B)			15,555.48	7,475				
347.07	ARO OTHER PRODUCTION (EQUIPMENT)			96,428.56	18,827				
350.20	LAND			2,556,362.69					
359.15	ARO TRANSMISSION (L/B)			76,221.28	2,240				
359.17	ARO TRANSMISSION (EQUIPMENT)			122,340.23	46,866				
360.20	LAND			4,117,062.41					
374.05	ARO DISTRIBUTION (L/B)			129,242.11	48,058				
374.07	ARO DISTRIBUTION (EQUIPMENT)			47,995.12	13,027				
TOTAL NONDEPRECIABLE PLANT				75,500,513.05	41,114,225				
TOTAL ELECTRIC PLANT				<u>6,103,576,377.74</u>	<u>1,866,259,334</u>	<u>5,551,923,127</u>	<u>263,081,587</u>		

* LIFE SPAN PROCEDURE IS USED. CURVE SHOWN IS INTERIM SURVIVOR CURVE

** ANNUAL DEPRECIATION EXPENSE SHOWN WILL BE BOOKED UNTIL JULY 1, 2021, THEN THE FOLLOWING RATE WILL BE APPLIED UNTIL THE END OF THE LIFE FOR THE ASH POND

ASH POND LOCATION	RATE
-------------------	------

From: [Rutter, Cheryl A.](#)
To: [Wiseman, Sara](#)
Cc: [Whitaker, Sherrie](#); [Daly, Karen](#)
Subject: Invoice for Services Provided by Gannett Fleming re LG&E/KU Contract No. 152967 - Depreciation Studies - ACTION REQUESTED
Date: Friday, June 05, 2020 4:43:07 PM
Attachments: [066193 - No. 5307 - June 4, 2020.pdf](#)
Importance: High

EXTERNAL email. STOP and THINK before responding, clicking on links, or opening attachments.

Good afternoon, Sara.....

I hope that this email finds you well.

Attached is our invoice related to consulting services for LG&E/KU re Contract No. 152967 - Depreciation Studies – LG&E and KU Services Company during the period April 25 thru May 22, 2020.

Would you please take the necessary action to have the invoice approved and sent to your Accounts Payable folks for processing of payment.

No paper copy will be sent.

If you have any questions related to the invoice, please contact either John Spanos at jspanos@gfnet.com or me at crutter@gfnet.com.

Thank you, and have a safe and pleasant day.

Cheryl

Cheryl Ann Rutter, CPS | Administrator
Gannett Fleming Valuation and Rate Consultants, LLC

Address: 207 Senate Avenue, Camp Hill, PA 17011

717-886-5712

Email: crutter@gfnet.com

Fax: 717-763-4590

Excellence Delivered As Promised

Gannett Fleming is ISO 9001:2015 Certified.

www.gannettfleming.com | Stay connected: [Twitter](#) | [Facebook](#) | [LinkedIn](#) | [YouTube](#)

PRINTING SUSTAINABILITY STATEMENT: Gannett Fleming is committed to conserving natural resources and minimizing adverse environmental impacts in projects. Accordingly, project documentation will be provided in electronic format only unless clients specifically request hard copies. Visit our [website](#) to read more about our sustainability commitment.

CONFIDENTIALITY NOTICE: This email and any attachments may contain confidential information for the use of the named addressee. If you are not the intended recipient, you are hereby notified that you have received this communication in error and that any review, disclosure, dissemination, distribution or copying of it or its contents is prohibited.

Gannett Fleming Valuation and Rate Consultants, LLC

LG&E and KU Services Company
 Attn: Sara Wiseman
 P.O. Box 32010
 Louisville, KY 40232-7100

ACH/EFT Payment Information:
ABA: 031312738
Account No.: 5003165655
Account Name: Gannett Fleming

Check Payment Information:
 Gannett Fleming Valuation and Rate Consultants,
 LLC
 PO Box 829160
 Philadelphia, PA 19182-9160

Project: 066193
Invoice No: 066193*5307
Invoice Date: June 4, 2020

Federal EIN: 46-4413705
Send Remit Info: AccountsReceivable@gfnet.com

Note: TO PREVENT IMPOSTER FRAUD. If you receive any notification of a change in payment instructions, you should call our Accounts Receivable department at 717-763-7211 to verify the authenticity of the change. We cannot be held responsible for a misdirected payment as a result of your not confirming authenticity of requested changes to payment instructions or "imposter hacks" to your system.

Invoice Period: April 25, 2020 through May 22, 2020

Project Manager : John J. Spanos **jspanos@gfnet.com**

Contract No. 152967- Depreciation Studies of LG&E and KU Services Company

Summary of Current Charges

Phase 100	- DEPR - LG&E - ELECTRIC	\$ 5,970.00
Phase 101	- DEPR - LG&E - GAS	910.00
Phase 200	- DEPR - KENTUCKY UTILITIES	5,470.00
	Total Charges	\$ 12,350.00
	Total Due This Invoice	\$12,350.00

Gannett Fleming Valuation and Rate Consultants, LLC

Phase 100 -- Depr - LG&E - Electric

Labor Costs			
Labor Classification	Hours	Rate	Amount
Analyst	23.50	\$ 180.00	\$ 4,230.00
John J. Spanos	6.00	280.00	1,680.00
Support Staff	0.50	120.00	60.00
Total Labor Costs			\$ 5,970.00
Total Phase -- 100			\$ 5,970.00

Phase 101 -- Depr - LG&E - Gas

Labor Costs			
Labor Classification	Hours	Rate	Amount
Analyst	3.50	180.00	630.00
John J. Spanos	1.00	280.00	280.00
Total Labor Costs			\$ 910.00
Total Phase -- 101			\$ 910.00

Phase 200 -- Depr - Kentucky Utilities

Labor Costs			
Labor Classification	Hours	Rate	Amount
Analyst	21.50	180.00	3,870.00
John J. Spanos	5.50	280.00	1,540.00
Support Staff	0.50	120.00	60.00
Total Labor Costs			\$ 5,470.00
Total Phase -- 200			\$ 5,470.00

From: [Daly, Karen](#)
To: [Wiseman, Sara](#)
Subject: Link to send files back
Date: Monday, June 08, 2020 10:44:15 AM

Daly, Karen has requested a file from you and others.

To view and reply to this request to just the sender, [click here](#). Otherwise follow [this link](#) to include all recipients in your reply.

This link will expire on 7/8/2020 2:44:15 PM.

For split out files

From: jspanos@GFNET.com
To: [Wiseman, Sara](#)
Subject: Re: Link to send files back
Date: Monday, June 08, 2020 11:30:19 AM

To: Karen.Daly@lge-ku.com, Sara.Wiseman@lge-ku.com

One or more files have been sent to you.

Visit the [Workspace](#) to retrieve files.

You may be prompted to register an account if authentication is required.

This link will expire on 7/8/2020 3:28:56 PM

here are all 4 rate breakdown schedules for March 31, 2020

KENTUCKY UTILITIES

TABLE 1. SUMMARY OF ESTIMATED SURVIVOR CURVES, NET SALVAGE PERCENT, ORIGINAL COST, BOOK DEPRECIATION RESERVE AND CALCULATED ANNUAL DEPRECIATION ACCRUAL RATES BY COMPONENT AS OF MARCH 31, 2020

ACCOUNT	PROBABLE RETIREMENT DATE	SURVIVOR CURVE	NET SALVAGE PERCENT	ORIGINAL COST	BOOK DEPRECIATION RESERVE	FUTURE ACCRUALS	CALCULATED ANNUAL ACCRUAL AMOUNT	CALCULATED ANNUAL ACCRUAL RATE	CAPITAL RECOVERY RATE	COST OF REMOVAL RATE	GROSS SALVAGE RATE
(1)	(2)	(3)	(4)	(5)	(6)	(7)	(8)	(9)=(8)/(5)	(10)	(11)	(12)
DEPRECIABLE PLANT											
INTANGIBLE PLANT											
302.00		20-SQ	0	55,918.83	73,913	(17,994)	0	-	0.00	0.00	0.00
303.00		5-SQ	0	70,338,035.43	30,746,143	39,591,892	14,085,447	20.03	20.03	0.00	0.00
303.10	12-2027	SQUARE	0	18,744,842.88	7,617,177	11,127,666	1,517,017	8.09	8.09	0.00	0.00
TOTAL INTANGIBLE PLANT				89,138,797.14	38,437,233	50,701,564	15,602,464				
STEAM PRODUCTION PLANT											
311.00											
STRUCTURES AND IMPROVEMENTS											
	06-2066	100-R2.5	*	(13)	96,816,295.32	22,439,049	86,963,365	1,973,410	2.04	1.81	0.25
	06-2066	100-R2.5	*	(13)	5,781,870.34	3,402,472	3,131,041	72,828	1.26	1.12	0.16
	06-2066	100-R2.5	*	(5)	1,278,702.89	26,760	1,315,878	29,268	2.29	2.18	0.13
	06-2040	100-R2.5	*	(1)	1,123,220.30	768,775	365,678	18,349	1.63	1.61	0.03
	02-2019	100-R2.5	*	(5)	3,975,675.61	4,174,459	0	0	-	0.00	0.00
	02-2019	100-R2.5	*	(5)	2,294,022.73	2,408,724	0	0	-	0.00	0.00
	06-2029	100-R2.5	*	(5)	29,531,573.57	16,158,858	14,849,294	1,615,437	5.47	5.21	0.31
	06-2029	100-R2.5	*	(5)	45,553,346.69	17,154,405	30,678,609	3,327,181	7.30	6.95	0.42
	06-2034	100-R2.5	*	(7)	8,491,198.64	6,565,585	2,519,998	178,927	2.11	1.97	0.16
	06-2034	100-R2.5	*	(7)	21,783,604.21	10,783,708	12,524,749	894,623	4.11	3.84	0.31
	06-2034	100-R2.5	*	(7)	17,043,478.80	9,593,355	8,643,167	619,590	3.64	3.40	0.27
	06-2037	100-R2.5	*	(7)	51,890,514.20	35,884,099	19,638,751	1,158,282	2.23	2.08	0.17
	06-2037	100-R2.5	*	(7)	46,840,400.14	18,424,251	31,694,977	1,859,970	3.97	3.71	0.30
	06-2034	100-R2.5	*	(7)	15,622,909.76	12,373,355	4,343,158	308,902	1.98	1.85	0.15
TOTAL ACCOUNT 311 - STRUCTURES AND IMPROVEMENTS					348,026,813.20	160,157,855	216,666,665	12,056,767	3.46		
311.20											
STRUCTURES AND IMPROVEMENTS - RETIRED PLANT											
	12-2015	100-R2.5	*	(10)	514,445.05	3,192,968	(2,627,078)	0	-	0.00	0.00
	12-2015	100-R2.5	*	(10)	83,735.68	519,714	(427,605)	0	-	0.00	0.00
	12-2015	100-R2.5	*	(10)	563,915.84	905,573	(285,266)	0	-	0.00	0.00
	12-2015	100-R2.5	*	(10)	2,325,761.84	3,734,862	(1,176,524)	0	-	0.00	0.00
	12-2015	100-R2.5	*	(10)	480,446.20	771,533	(243,042)	0	-	0.00	0.00
	12-2015	100-R2.5	*	(10)	42,059.42	1,691,816	(1,645,551)	0	-	0.00	0.00
TOTAL ACCOUNT 311.2 - STRUCTURES AND IMPROVEMENTS - RETIRED PLANT					4,010,364.03	10,816,466	(6,405,066)	0	-		
312.00											
BOILER PLANT EQUIPMENT											
	06-2066	65-R1.5	*	(13)	685,330,503.58	126,588,546	647,834,923	16,009,434	2.34	2.07	0.31
	06-2066	65-R1.5	*	(13)	73,181,045.98	23,170,331	59,524,251	1,496,064	2.04	1.81	0.27
	02-2019	65-R1.5	*	(5)	7,916,857.07	8,312,700	0	0	-	0.00	0.00
	02-2019	65-R1.5	*	(5)	1,476,288.33	1,550,103	0	0	-	0.00	0.00
	06-2029	65-R1.5	*	(5)	450,852,040.26	106,930,905	366,463,737	40,418,068	8.96	8.53	0.60
	06-2029	65-R1.5	*	(5)	335,794,798.68	105,981,784	246,602,755	27,134,140	8.08	7.70	0.54
	06-2034	65-R1.5	*	(7)	140,930,830.94	69,774,986	81,021,003	5,855,984	4.16	3.89	0.35
	06-2034	65-R1.5	*	(7)	367,834,632.89	122,800,727	270,782,330	19,640,053	5.34	4.99	0.45
	06-2034	65-R1.5	*	(7)	279,643,484.53	83,449,109	215,769,419	15,686,169	5.61	5.24	0.47
	06-2037	65-R1.5	*	(7)	446,561,501.91	194,443,738	283,377,069	17,221,721	3.86	3.61	0.32
	06-2037	65-R1.5	*	(7)	769,501,434.37	203,403,903	619,962,632	37,424,698	4.86	4.54	0.41
	06-2034	65-R1.5	*	(7)	71,631,611.79	65,014,809	11,631,016	841,016	1.17	1.09	0.10
	06-2037	65-R1.5	*	(7)	120,330,769.80	46,838,171	81,915,753	4,945,185	4.11	3.84	0.35
	06-2037	65-R1.5	*	(7)	255,424,860.09	108,775,015	164,529,585	9,880,385	3.87	3.62	0.33
TOTAL ACCOUNT 312 - BOILER PLANT EQUIPMENT					4,006,410,660.22	1,267,034,827	3,049,414,473	196,552,917	4.91		
312.10											
BOILER PLANT EQUIPMENT - ASH PONDS											
	09-2024	100-S4	*	0	4,473,565.59	4,096,981	376,585	41,157	**	0.92	0.00
	09-2023	100-S4	*	0	4,610,665.23	4,328,584	282,081	42,418	**	0.92	0.00
	10-2020	100-S4	*	0	13,208,176.67	13,107,245	100,932	173,027	**	1.31	0.00
	11-2021	100-S4	*	0	19,802,080.26	18,581,282	1,220,798	813,866	**	4.11	0.00
	12-2021	100-S4	*	0	2,100,620.94	2,096,409	4,212	1,681	**	0.08	0.00
	09-2024	100-S4	*	0	32,692,663.87	27,592,609	5,100,055	876,163	**	2.68	0.00
	12-2021	100-S4	*	0	1,901,133.18	1,901,133	0	0	**	0.00	0.00
TOTAL ACCOUNT 312.1 - BOILER PLANT EQUIPMENT - ASH PONDS					78,788,905.74	71,704,243	7,084,663	1,948,312	**		

KENTUCKY UTILITIES

TABLE 1. SUMMARY OF ESTIMATED SURVIVOR CURVES, NET SALVAGE PERCENT, ORIGINAL COST, BOOK DEPRECIATION RESERVE AND CALCULATED ANNUAL DEPRECIATION ACCRUAL RATES BY COMPONENT AS OF MARCH 31, 2020

ACCOUNT (1)	PROBABLE RETIREMENT DATE (2)	SURVIVOR CURVE (3)	NET SALVAGE PERCENT (4)	ORIGINAL COST (5)	BOOK DEPRECIATION RESERVE (6)	FUTURE ACCRUALS (7)	CALCULATED ANNUAL		CAPITAL RECOVERY RATE (10)	COST OF REMOVAL RATE (11)	GROSS SALVAGE RATE (12)		
							ACCRUAL AMOUNT (8)	ACCRUAL RATE (9)=(8)/(5)					
314.00	TURBOGENERATOR UNITS												
	TRIMBLE COUNTY UNIT 2	06-2066	60-R1.5	*	(13)	92,126,421.49	23,145,904	80,956,952	2,081,306	2.26	2.00	0.30	(0.04)
	BROWN UNIT 1	02-2019	60-R1.5	*	(5)	250,130.24	262,637	0	0	-	0.00	0.00	0.00
	BROWN UNIT 2	02-2019	60-R1.5	*	(5)	393,782.15	413,471	0	0	-	0.00	0.00	0.00
	BROWN UNIT 3	06-2029	60-R1.5	*	(5)	51,749,946.14	11,124,594	43,212,849	4,805,362	9.29	8.85	0.62	(0.18)
	GHENT UNIT 1	06-2034	60-R1.5	*	(7)	43,098,192.00	24,433,104	21,681,961	1,595,466	3.70	3.46	0.31	(0.07)
	GHENT UNIT 2	06-2034	60-R1.5	*	(7)	37,972,639.24	22,864,015	17,766,709	1,319,593	3.48	3.25	0.29	(0.07)
	GHENT UNIT 3	06-2037	60-R1.5	*	(7)	52,518,715.81	23,536,595	32,658,431	2,019,512	3.85	3.60	0.32	(0.07)
	GHENT UNIT 4	06-2037	60-R1.5	*	(7)	58,978,403.51	37,338,753	25,768,139	1,615,952	2.74	2.56	0.23	(0.05)
	TOTAL ACCOUNT 314 - TURBOGENERATOR UNITS					337,088,230.58	143,119,073	222,045,041	13,437,191	3.99			
315.00	ACCESSORY ELECTRIC EQUIPMENT												
	TRIMBLE COUNTY UNIT 2	06-2066	70-R4	*	(13)	47,032,020.76	11,474,081	41,672,102	953,619	2.03	1.80	0.25	(0.02)
	TRIMBLE COUNTY UNIT 2 SCRUBBER	06-2066	70-R4	*	(13)	1,415,469.10	843,731	755,749	19,999	1.41	1.25	0.17	(0.01)
	BROWN UNIT 1	02-2019	70-R4	*	(5)	3,252,466.89	3,415,090	0	0	-	0.00	0.00	0.00
	BROWN UNIT 2	02-2019	70-R4	*	(5)	573,582.12	602,261	0	0	-	0.00	0.00	0.00
	BROWN UNIT 3	06-2029	70-R4	*	(5)	16,069,413.23	7,063,142	9,809,742	1,068,150	6.65	6.33	0.38	(0.06)
	BROWN UNIT 1, 2 AND 3 SCRUBBER	06-2029	70-R4	*	(5)	29,324,457.10	10,041,639	20,749,041	2,243,140	7.65	7.29	0.44	(0.07)
	GHENT UNIT 1 SCRUBBER	06-2034	70-R4	*	(7)	12,223,379.51	6,838,570	6,240,446	438,588	3.59	3.36	0.27	(0.03)
	GHENT UNIT 1	06-2034	70-R4	*	(7)	13,719,112.62	8,714,139	5,965,312	424,422	3.09	2.89	0.23	(0.03)
	GHENT UNIT 2	06-2034	70-R4	*	(7)	21,954,801.97	11,446,904	12,044,734	854,677	3.89	3.64	0.29	(0.04)
	GHENT UNIT 3	06-2037	70-R4	*	(7)	33,514,678.53	26,433,419	9,427,287	566,203	1.69	1.58	0.13	(0.02)
	GHENT UNIT 4	06-2037	70-R4	*	(7)	56,066,862.34	21,769,824	38,221,719	2,242,216	4.00	3.74	0.30	(0.04)
	GHENT UNIT 2 SCRUBBER	06-2034	70-R4	*	(7)	951,198.87	371,650	646,133	45,375	4.77	4.46	0.36	(0.04)
	GHENT UNIT 3 SCRUBBER	06-2037	70-R4	*	(7)	12,041,998.28	5,464,893	7,420,045	431,361	3.58	3.35	0.27	(0.03)
	GHENT UNIT 4 SCRUBBER	06-2037	70-R4	*	(7)	15,148,041.55	4,874,599	11,333,805	658,177	4.34	4.06	0.32	(0.04)
	TOTAL ACCOUNT 315 - ACCESSORY ELECTRIC EQUIPMENT					263,287,482.87	119,353,942	164,286,115	9,945,927	3.78			
316.00	MISCELLANEOUS POWER PLANT EQUIPMENT												
	TRIMBLE COUNTY UNIT 2	06-2066	70-R1.5	*	(13)	7,622,868.13	1,022,663	7,591,178	184,129	2.42	2.14	0.28	0.00
	SYSTEM LABORATORY	06-2040	70-R1.5	*	(1)	3,842,359.84	1,186,982	2,693,801	138,897	3.61	3.57	0.04	0.00
	BROWN UNIT 1	02-2019	70-R1.5	*	(5)	68,560.92	71,989	0	0	-	0.00	0.00	0.00
	BROWN UNIT 2	02-2019	70-R1.5	*	(5)	65,561.27	68,839	0	0	-	0.00	0.00	0.00
	BROWN UNIT 3	06-2029	70-R1.5	*	(5)	7,123,626.58	3,522,839	3,956,969	436,610	6.13	5.84	0.29	0.00
	GHENT UNIT 1 SCRUBBER	06-2034	70-R1.5	*	(7)	962,012.25	925,057	104,296	7,592	0.79	0.74	0.05	0.00
	GHENT UNIT 1	06-2034	70-R1.5	*	(7)	1,749,100.53	1,618,884	252,654	18,505	1.06	0.99	0.07	0.00
	GHENT UNIT 2	06-2034	70-R1.5	*	(7)	1,591,504.19	1,469,616	233,293	17,174	1.08	1.01	0.07	0.00
	GHENT UNIT 3	06-2037	70-R1.5	*	(7)	3,760,163.18	2,807,567	1,215,808	74,495	1.98	1.85	0.13	0.00
	GHENT UNIT 4	06-2037	70-R1.5	*	(7)	13,688,739.45	4,520,093	10,126,858	608,553	4.45	4.16	0.29	0.00
	TOTAL ACCOUNT 316 - MISCELLANEOUS POWER PLANT EQUIPMENT					40,474,496.34	17,214,529	26,174,857	1,485,955	3.67			
	TOTAL STEAM PRODUCTION PLANT					5,078,086,952.98	1,789,400,935	3,679,266,748	235,427,069	4.64			
	HYDROELECTRIC PRODUCTION PLANT												
330.10	LAND RIGHTS DIX DAM	06-2041	100-S4	*	0	855,636.47	855,636	0	0	-	0.00	0.00	0.00
	TOTAL ACCOUNT 330.1 - LAND RIGHTS					855,636.47	855,636	0	0	-			
331.00	STRUCTURES AND IMPROVEMENTS DIX DAM	06-2041	85-S2.5	*	(2)	4,526,614.19	498,727	4,118,419	196,094	4.33	4.25	0.08	0.00
	TOTAL ACCOUNT 331 - STRUCTURES AND IMPROVEMENTS					4,526,614.19	498,727	4,118,419	196,094	4.33			
332.00	RESERVOIRS, DAMS AND WATERWAYS DIX DAM	06-2041	110-S2.5	*	(2)	21,885,646.37	10,601,609	11,721,750	558,167	2.55	2.50	0.05	0.00
	TOTAL ACCOUNT 332 - RESERVOIRS, DAMS AND WATERWAYS					21,885,646.37	10,601,609	11,721,750	558,167	2.55			
333.00	WATER WHEELS, TURBINES AND GENERATORS DIX DAM	06-2041	75-R3	*	(2)	14,046,741.58	3,067,168	11,260,508	536,208	3.82	3.75	0.07	0.00
	TOTAL ACCOUNT 333 - WATER WHEELS, TURBINES AND GENERATORS					14,046,741.58	3,067,168	11,260,508	536,208	3.82			
334.00	ACCESSORY ELECTRIC EQUIPMENT DIX DAM	06-2041	40-L2.5	*	(2)	1,335,603.21	382,488	979,827	50,657	3.79	3.72	0.07	0.00
	TOTAL ACCOUNT 334 - ACCESSORY ELECTRIC EQUIPMENT					1,335,603.21	382,488	979,827	50,657	3.79			

KENTUCKY UTILITIES

TABLE 1. SUMMARY OF ESTIMATED SURVIVOR CURVES, NET SALVAGE PERCENT, ORIGINAL COST, BOOK DEPRECIATION RESERVE AND CALCULATED ANNUAL DEPRECIATION ACCRUAL RATES BY COMPONENT AS OF MARCH 31, 2020

ACCOUNT (1)	PROBABLE RETIREMENT DATE (2)	SURVIVOR CURVE (3)	NET SALVAGE PERCENT (4)	ORIGINAL COST (5)	BOOK DEPRECIATION RESERVE (6)	FUTURE ACCRUALS (7)	CALCULATED ANNUAL ACCRUAL AMOUNT (8)	ACCRUAL RATE (9)=(8)/(5)	CAPITAL RECOVERY RATE (10)	COST OF REMOVAL RATE (11)	GROSS SALVAGE RATE (12)	
335.00	MISCELLANEOUS POWER PLANT EQUIPMENT DIX DAM	06-2041	45-S0 *	(2)	329,374.18	171,419	164,543	9,742	2.96	2.90	0.06	0.00
	<i>TOTAL ACCOUNT 335 - MISCELLANEOUS POWER PLANT EQUIPMENT</i>				329,374.18	171,419	164,543	9,742	2.96			
336.00	ROADS, RAILROADS AND BRIDGES DIX DAM	06-2041	65-R4 *	(2)	234,509.13	105,585	133,614	6,458	2.75	2.70	0.05	0.00
	<i>TOTAL ACCOUNT 336 - ROADS, RAILROADS AND BRIDGES</i>				234,509.13	105,585	133,614	6,458	2.75			
	TOTAL HYDROELECTRIC PRODUCTION PLANT				43,214,125.13	15,682,632	28,378,661	1,357,326				
	OTHER PRODUCTION PLANT											
340.10	LAND RIGHTS BROWN CT PIPELINE	06-2041	SQUARE *	0	176,409.31	133,084	43,325	2,039	1.16	1.16	0.00	0.00
	<i>TOTAL ACCOUNT 340.1 - LAND RIGHTS</i>				176,409.31	133,084	43,325	2,039	1.16			
341.00	STRUCTURES AND IMPROVEMENTS											
	CANE RUN CC 7	06-2055	55-R2.5 *	(10)	50,954,112.70	6,525,852	49,523,672	1,500,040	2.94	2.67	0.27	0.00
	TRIMBLE COUNTY CT 5	06-2042	55-R2.5 *	(8)	3,740,231.32	2,320,976	1,718,474	82,632	2.21	2.05	0.16	0.00
	TRIMBLE COUNTY CT 6	06-2042	55-R2.5 *	(8)	3,588,684.24	2,230,482	1,645,297	79,172	2.21	2.05	0.16	0.00
	TRIMBLE COUNTY CT 7	06-2044	55-R2.5 *	(8)	3,559,154.97	1,991,599	1,852,288	81,815	2.30	2.13	0.17	0.00
	TRIMBLE COUNTY CT 8	06-2044	55-R2.5 *	(8)	3,548,851.71	1,985,834	1,846,926	81,578	2.30	2.13	0.17	0.00
	TRIMBLE COUNTY CT 9	06-2044	55-R2.5 *	(8)	3,655,976.41	2,037,979	1,910,476	84,385	2.31	2.14	0.17	0.00
	TRIMBLE COUNTY CT 10	06-2044	55-R2.5 *	(8)	4,414,423.76	2,094,225	2,673,353	116,844	2.65	2.45	0.20	0.00
	BROWN CT 5	06-2041	55-R2.5 *	(6)	1,053,014.69	463,357	652,839	32,203	3.06	2.89	0.17	0.00
	BROWN CT 6	06-2039	55-R2.5 *	(6)	241,585.77	132,758	123,323	6,680	2.77	2.61	0.16	0.00
	BROWN CT 7	06-2039	55-R2.5 *	(6)	555,992.76	375,003	214,349	11,831	2.13	2.01	0.12	0.00
	BROWN CT 8	06-2035	55-R2.5 *	(6)	2,012,654.95	1,746,615	386,799	26,961	1.34	1.26	0.08	0.00
	BROWN CT 9	06-2034	55-R2.5 *	(6)	4,660,156.04	3,653,759	1,286,006	95,393	2.05	1.93	0.12	0.00
	BROWN CT 10	06-2035	55-R2.5 *	(6)	1,865,718.20	1,431,290	546,371	38,077	2.04	1.92	0.12	0.00
	BROWN CT 11	06-2036	55-R2.5 *	(6)	1,919,015.13	1,545,681	488,475	31,776	1.66	1.57	0.09	0.00
	BROWN SOLAR	06-2041	40-S3 *	(3)	1,443,810.04	196,913	1,290,211	61,409	4.25	4.13	0.12	0.00
	HAEFLING UNITS 1, 2 AND 3	06-2025	55-R2.5 *	(12)	291,451.55	268,229	58,197	11,214	3.85	3.44	0.41	0.00
	PADDY'S RUN GENERATOR 13	06-2041	55-R2.5 *	(6)	2,198,885.41	1,300,771	1,030,048	51,372	2.34	2.21	0.13	0.00
	SIMPSONVILLE SOLAR	06-2044	40-S3 *	(2)	800,780.88	19,754	797,042	33,196	4.15	4.07	0.08	0.00
	<i>TOTAL ACCOUNT 341 - STRUCTURES AND IMPROVEMENTS</i>				90,504,500.53	30,321,077	68,044,146	2,426,578	2.68			
342.00	FUEL HOLDERS, PRODUCERS AND ACCESSORIES											
	CANE RUN CC 7	06-2055	50-R2 *	(10)	6,595,518.10	4,017,754	3,237,316	101,794	1.54	1.40	0.14	0.00
	CANE RUN PIPELINE	06-2055	50-R2 *	(10)	23,410,569.22	3,299,293	22,452,333	706,493	3.02	2.75	0.27	0.00
	PADDY'S RUN CT PIPELINE	06-2041	50-R2 *	(6)	6,851,592.10	740,474	6,522,214	320,030	4.67	4.41	0.26	0.00
	TRIMBLE COUNTY CT 5	06-2042	50-R2 *	(8)	239,584.43	149,035	109,716	5,461	2.28	2.11	0.17	0.00
	TRIMBLE COUNTY CT 6	06-2042	50-R2 *	(8)	239,245.54	148,836	109,549	5,453	2.28	2.11	0.17	0.00
	TRIMBLE COUNTY CT PIPELINE	06-2044	50-R2 *	(8)	5,641,750.82	3,007,763	3,085,328	140,481	2.49	2.31	0.18	0.00
	TRIMBLE COUNTY CT 7	06-2044	50-R2 *	(8)	578,059.38	324,024	300,280	13,737	2.38	2.20	0.18	0.00
	TRIMBLE COUNTY CT 8	06-2044	50-R2 *	(8)	576,385.74	323,086	299,411	13,697	2.38	2.20	0.18	0.00
	TRIMBLE COUNTY CT 9	06-2044	50-R2 *	(8)	593,786.01	331,840	309,449	14,156	2.38	2.20	0.18	0.00
	TRIMBLE COUNTY CT 10	06-2044	50-R2 *	(8)	787,212.60	359,362	490,828	22,057	2.80	2.59	0.21	0.00
	BROWN CT 5	06-2041	50-R2 *	(6)	795,787.89	425,981	417,554	21,415	2.69	2.54	0.15	0.00
	BROWN CT 6	06-2039	50-R2 *	(6)	993,493.11	412,547	640,556	34,839	3.51	3.31	0.20	0.00
	BROWN CT 7	06-2039	50-R2 *	(6)	959,028.11	406,723	609,847	33,193	3.46	3.26	0.20	0.00
	BROWN CT 8	06-2035	50-R2 *	(6)	263,045.52	195,359	83,469	5,679	2.16	2.04	0.12	0.00
	BROWN CT 9	06-2034	50-R2 *	(6)	3,155,168.57	1,758,696	1,585,783	117,021	3.71	3.50	0.21	0.00
	BROWN CT 10	06-2035	50-R2 *	(6)	282,445.64	133,627	165,765	11,308	4.00	3.77	0.23	0.00
	BROWN CT 11	06-2036	50-R2 *	(6)	301,560.87	182,204	137,451	8,830	2.93	2.76	0.17	0.00
	BROWN CT PIPELINE	06-2041	50-R2 *	(6)	8,346,665.98	6,285,748	2,561,718	138,599	1.66	1.57	0.09	0.00
	HAEFLING UNITS 1, 2 AND 3	06-2025	50-R2 *	(12)	496,527.31	419,652	136,459	26,188	5.27	4.71	0.56	0.00
	PADDY'S RUN GENERATOR 13	06-2041	50-R2 *	(6)	1,977,968.08	1,237,755	858,891	44,696	2.26	2.13	0.13	0.00
	<i>TOTAL ACCOUNT 342 - FUEL HOLDERS, PRODUCERS AND ACCESSORIES</i>				63,085,395.02	24,159,759	44,113,917	1,785,127	2.83			
343.00	PRIME MOVERS											
	CANE RUN CC 7	06-2055	40-R1.5 *	(10)	258,222,905.57	24,780,282	259,264,914	8,897,103	3.45	3.14	0.35	(0.03)
	TRIMBLE COUNTY CT 5	06-2042	40-R1.5 *	(8)	36,166,395.96	18,673,416	20,407,892	1,074,850	2.97	2.75	0.25	(0.03)
	TRIMBLE COUNTY CT 6	06-2042	40-R1.5 *	(8)	34,746,351.80	18,731,640	18,794,420	995,982	2.87	2.66	0.24	(0.03)
	TRIMBLE COUNTY CT 7	06-2044	40-R1.5 *	(8)	26,735,721.63	12,267,155	16,607,424	805,306	3.01	2.79	0.25	(0.03)
	TRIMBLE COUNTY CT 8	06-2044	40-R1.5 *	(8)	25,490,934.21	12,664,518	14,865,691	727,775	2.96	2.65	0.24	(0.03)
	TRIMBLE COUNTY CT 9	06-2044	40-R1.5 *	(8)	25,330,647.25	12,860,955	14,496,144	710,039	2.90	2.59	0.23	(0.03)
	TRIMBLE COUNTY CT 10	06-2044	40-R1.5 *	(8)	25,885,861.43	12,840,268	15,116,462	737,242	2.85	2.64	0.24	(0.03)

KENTUCKY UTILITIES

TABLE 1. SUMMARY OF ESTIMATED SURVIVOR CURVES, NET SALVAGE PERCENT, ORIGINAL COST, BOOK DEPRECIATION RESERVE AND CALCULATED ANNUAL DEPRECIATION ACCRUAL RATES BY COMPONENT AS OF MARCH 31, 2020

ACCOUNT	PROBABLE RETIREMENT DATE	SURVIVOR CURVE	NET SALVAGE PERCENT	ORIGINAL COST	BOOK DEPRECIATION RESERVE	FUTURE ACCRUALS	CALCULATED ANNUAL ACCRUAL AMOUNT	CALCULATED ANNUAL ACCRUAL RATE	CAPITAL RECOVERY RATE	COST OF REMOVAL RATE	GROSS SALVAGE RATE	
(1)	(2)	(3)	(4)	(5)	(6)	(7)	(8)	(9)=(8)/(5)	(10)	(11)	(12)	
BROWN CT 5	06-2041	40-R1.5	*	(6)	16,691,313.75	8,146,552	9,546,241	515,769	3.09	2.92	0.20	(0.03)
BROWN CT 6	06-2039	40-R1.5	*	(6)	43,034,791.91	19,277,518	26,339,361	1,534,890	3.57	3.37	0.24	(0.03)
BROWN CT 7	06-2039	40-R1.5	*	(6)	32,214,803.19	20,635,701	13,511,990	819,478	2.54	2.40	0.17	(0.02)
BROWN CT 8	06-2035	40-R1.5	*	(6)	26,681,256.47	21,193,176	7,088,956	521,433	1.95	1.84	0.13	(0.02)
BROWN CT 9	06-2034	40-R1.5	*	(6)	28,833,202.47	16,978,227	13,584,968	1,055,874	3.66	3.45	0.24	(0.03)
BROWN CT 10	06-2035	40-R1.5	*	(6)	25,934,235.14	14,641,595	12,848,694	934,878	3.60	3.40	0.24	(0.03)
BROWN CT 11	06-2036	40-R1.5	*	(6)	42,711,831.42	27,984,746	17,289,795	1,181,596	2.77	2.61	0.18	(0.03)
PADDY'S RUN GENERATOR 13	06-2041	40-R1.5	*	(6)	19,888,983.49	9,921,850	11,160,472	611,061	3.07	2.90	0.20	(0.03)
TOTAL ACCOUNT 343 - PRIME MOVERS					668,589,235.69	251,597,599	470,923,424	21,123,276	3.16			
344.00	GENERATORS											
CANE RUN CC 7	06-2055	60-S1.5	*	(10)	62,780,878.68	10,378,317	58,680,650	1,758,557	2.80	2.55	0.25	0.00
TRIMBLE COUNTY CT 5	06-2042	60-S1.5	*	(8)	4,001,968.45	2,311,796	2,010,330	96,272	2.41	2.23	0.18	0.00
TRIMBLE COUNTY CT 6	06-2042	60-S1.5	*	(8)	3,905,587.36	2,216,407	2,001,627	95,874	2.45	2.27	0.18	0.00
TRIMBLE COUNTY CT 7	06-2044	60-S1.5	*	(8)	3,065,508.07	1,570,777	1,739,972	76,481	2.49	2.31	0.18	0.00
TRIMBLE COUNTY CT 8	06-2044	60-S1.5	*	(8)	3,053,037.79	1,564,054	1,733,227	76,185	2.50	2.31	0.19	0.00
TRIMBLE COUNTY CT 9	06-2044	60-S1.5	*	(8)	3,483,804.51	1,124,529	2,637,980	114,587	3.29	3.05	0.24	0.00
TRIMBLE COUNTY CT 10	06-2044	60-S1.5	*	(8)	3,315,657.60	1,633,454	1,947,456	85,256	2.57	2.38	0.19	0.00
BROWN CT 5	06-2041	60-S1.5	*	(6)	3,010,557.55	1,695,341	1,495,850	74,674	2.48	2.34	0.14	0.00
BROWN CT 6	06-2039	60-S1.5	*	(6)	3,322,577.00	2,182,954	1,338,978	74,415	2.24	2.11	0.13	0.00
BROWN CT 7	06-2039	60-S1.5	*	(6)	4,071,679.62	2,601,765	1,714,215	94,184	2.31	2.18	0.13	0.00
BROWN CT 8	06-2035	60-S1.5	*	(6)	5,069,346.85	4,193,000	1,180,508	82,037	1.62	1.53	0.09	0.00
BROWN CT 9	06-2034	60-S1.5	*	(6)	5,572,385.96	4,160,904	1,745,825	129,838	2.33	2.20	0.13	0.00
BROWN CT 10	06-2035	60-S1.5	*	(6)	4,990,266.62	3,490,509	1,799,174	124,941	2.50	2.36	0.14	0.00
BROWN CT 11	06-2036	60-S1.5	*	(6)	5,729,889.99	3,824,995	2,248,688	144,798	2.53	2.39	0.14	0.00
BROWN SOLAR	06-2041	25-S2.5	*	(3)	13,068,659.23	2,303,209	11,157,510	605,399	4.63	4.50	0.13	0.00
HAEFLING UNITS 1, 2 AND 3	06-2025	60-S1.5	*	(12)	2,682,135.68	2,814,458	189,534	38,059	1.42	1.27	0.15	0.00
PADDY'S RUN GENERATOR 13	06-2041	60-S1.5	*	(6)	5,758,083.04	3,178,792	2,924,776	145,555	2.53	2.39	0.14	0.00
SIMPSONVILLE SOLAR	06-2044	25-S2.5	*	(2)	639,282.33	15,184	636,884	29,719	4.65	4.56	0.09	0.00
OTHER SOLAR	06-2044	25-S2.5	*	(10)	299,059.04	1,583	327,382	13,158	4.40	4.00	0.40	0.00
TOTAL ACCOUNT 344 - GENERATORS					137,820,365.37	51,262,028	97,510,566	3,859,989	2.80			
345.00	ACCESSORY ELECTRIC EQUIPMENT											
CANE RUN CC 7	06-2055	55-R3	*	(10)	24,410,920.80	3,250,683	23,601,330	700,958	2.87	2.61	0.26	0.00
TRIMBLE COUNTY CT 5	06-2042	55-R3	*	(8)	1,895,409.75	1,024,080	1,022,963	48,174	2.54	2.35	0.19	0.00
TRIMBLE COUNTY CT 6	06-2042	55-R3	*	(8)	4,576,825.36	2,455,909	2,487,062	117,819	2.57	2.38	0.19	0.00
TRIMBLE COUNTY CT 7	06-2044	55-R3	*	(8)	3,691,212.54	1,836,753	2,149,757	93,024	2.52	2.33	0.19	0.00
TRIMBLE COUNTY CT 8	06-2044	55-R3	*	(8)	3,322,731.71	1,752,620	1,835,930	79,820	2.40	2.22	0.18	0.00
TRIMBLE COUNTY CT 9	06-2044	55-R3	*	(8)	3,246,960.53	1,785,734	1,720,983	74,999	2.31	2.14	0.17	0.00
TRIMBLE COUNTY CT 10	06-2044	55-R3	*	(8)	10,726,602.87	4,088,217	7,496,514	321,288	3.00	2.78	0.22	0.00
BROWN CT 5	06-2041	55-R3	*	(6)	2,310,232.75	1,407,403	1,041,444	51,787	2.24	2.11	0.13	0.00
BROWN CT 6	06-2039	55-R3	*	(6)	2,218,578.52	1,364,001	987,692	53,657	2.42	2.28	0.14	0.00
BROWN CT 7	06-2039	55-R3	*	(6)	2,261,318.53	1,336,037	1,060,961	57,490	2.54	2.40	0.14	0.00
BROWN CT 8	06-2035	55-R3	*	(6)	3,343,018.44	2,487,668	1,055,932	71,876	2.15	2.03	0.12	0.00
BROWN CT 9	06-2034	55-R3	*	(6)	4,722,165.15	3,182,415	1,823,080	133,054	2.82	2.66	0.16	0.00
BROWN CT 10	06-2035	55-R3	*	(6)	3,245,891.87	2,142,331	1,298,314	88,967	2.74	2.58	0.16	0.00
BROWN CT 11	06-2036	55-R3	*	(6)	2,454,258.42	1,872,854	728,660	46,293	1.89	1.78	0.11	0.00
BROWN SOLAR	06-2041	45-R2.5	*	(3)	445,469.72	89,553	369,281	18,031	4.05	3.93	0.12	0.00
HAEFLING UNITS 1, 2 AND 3	06-2025	55-R3	*	(12)	816,263.41	696,839	217,376	41,503	5.08	4.54	0.54	0.00
PADDY'S RUN GENERATOR 13	06-2041	55-R3	*	(6)	2,499,650.62	1,552,743	1,096,887	54,484	2.18	2.06	0.12	0.00
OTHER SOLAR	06-2044	45-R2.5	*	(5)	104,670.66	524	109,380	2,437	2.33	2.22	0.11	0.00
TOTAL ACCOUNT 345 - ACCESSORY ELECTRIC EQUIPMENT					76,292,181.65	32,326,364	50,103,546	2,055,661	2.69			
346.00	MISCELLANEOUS POWER PLANT EQUIPMENT											
CANE RUN CC 7	06-2055	45-R2.5	*	(10)	3,249,199.52	356,717	3,217,402	101,642	3.13	2.85	0.28	0.00
TRIMBLE COUNTY CT 5	06-2042	45-R2.5	*	(8)	28,963.63	17,810	13,471	659	2.28	2.11	0.17	0.00
TRIMBLE COUNTY CT 7	06-2044	45-R2.5	*	(8)	8,888.93	5,127	4,473	208	2.34	2.17	0.17	0.00
TRIMBLE COUNTY CT 8	06-2044	45-R2.5	*	(8)	8,861.01	5,111	4,459	207	2.34	2.17	0.17	0.00
TRIMBLE COUNTY CT 9	06-2044	45-R2.5	*	(8)	9,113.52	5,240	4,603	214	2.35	2.18	0.17	0.00
TRIMBLE COUNTY CT 10	06-2044	45-R2.5	*	(8)	41,868.51	19,405	25,813	1,156	2.76	2.56	0.20	0.00

KENTUCKY UTILITIES

TABLE 1. SUMMARY OF ESTIMATED SURVIVOR CURVES, NET SALVAGE PERCENT, ORIGINAL COST, BOOK DEPRECIATION RESERVE AND CALCULATED ANNUAL DEPRECIATION ACCRUAL RATES BY COMPONENT AS OF MARCH 31, 2020

ACCOUNT	PROBABLE RETIREMENT DATE	SURVIVOR CURVE	NET SALVAGE PERCENT	ORIGINAL COST	BOOK DEPRECIATION RESERVE	FUTURE ACCRUALS	CALCULATED ANNUAL ACCRUAL AMOUNT	CALCULATED ANNUAL ACCRUAL RATE	CAPITAL RECOVERY RATE	COST OF REMOVAL RATE	GROSS SALVAGE RATE
(1)	(2)	(3)	(4)	(5)	(6)	(7)	(8)	(9)=(8)/(5)	(10)	(11)	(12)
BROWN CT 5	06-2041	45-R2.5	*	2,112,385.83	1,397,032	842,097	44,691	2.12	2.00	0.12	0.00
BROWN CT 6	06-2039	45-R2.5	*	118,067.98	51,007	74,145	4,034	3.42	3.23	0.19	0.00
BROWN CT 7	06-2039	45-R2.5	*	83,161.41	41,077	47,074	2,571	3.09	2.92	0.17	0.00
BROWN CT 8	06-2035	45-R2.5	*	335,415.82	247,429	108,112	7,528	2.24	2.11	0.13	0.00
BROWN CT 9	06-2034	45-R2.5	*	841,612.82	573,873	318,237	24,131	2.87	2.71	0.16	0.00
BROWN CT 10	06-2035	45-R2.5	*	237,307.12	167,172	84,374	6,139	2.59	2.44	0.15	0.00
BROWN CT 11	06-2036	45-R2.5	*	560,127.19	391,062	202,673	13,407	2.39	2.25	0.14	0.00
BROWN SOLAR	06-2041	40-R2.5	*	424,778.28	60,728	376,794	18,589	4.38	4.25	0.13	0.00
HAEFLING UNITS 1, 2 AND 3	06-2025	45-R2.5	*	112,095.22	91,246	34,301	6,580	5.87	5.24	0.63	0.00
PADDY'S RUN GENERATOR 13	06-2041	45-R2.5	*	1,097,040.45	721,646	441,217	23,391	2.13	2.01	0.12	0.00
TOTAL ACCOUNT 346 - MISCELLANEOUS POWER PLANT EQUIPMENT				9,268,887.24	4,151,682	5,799,245	255,147	2.75			
TOTAL OTHER PRODUCTION PLANT				1,045,736,974.81	393,951,593	736,538,169	31,507,817				
TRANSMISSION PLANT											
350.10	LAND RIGHTS	75-R3	0	29,552,045.48	18,167,180	11,384,865	225,489	0.76	0.76	0.00	0.00
352.10	STRUCTURES AND IMPROVEMENTS - NON SYS CONTRC	70-R3	(30)	33,847,725.33	8,156,413	35,845,630	617,454	1.82	1.40	0.43	(0.01)
353.10	STATION EQUIPMENT - NON SYS CONTROL/COM	60-R1.5	(15)	360,506,359.25	82,405,509	332,176,804	6,786,376	1.88	1.63	0.29	(0.05)
353.20	STATION EQUIPMENT - SYS CONTROL/COM	32-S1.5	(15)	1,138,590.55	1,251,882	57,497	3,349	0.29	0.25	0.05	(0.01)
354.00	TOWERS AND FIXTURES	70-R4	(50)	77,967,975.88	53,941,907	63,010,057	1,559,628	2.00	1.33	0.75	(0.08)
355.00	POLES AND FIXTURES	54-R2	(80)	434,222,805.86	85,787,734	695,813,317	15,145,719	3.49	1.94	1.69	(0.14)
356.00	OVERHEAD CONDUCTORS AND DEVICES	70-R2.5	(80)	216,816,429.60	120,534,463	269,735,110	5,339,170	2.46	1.37	1.19	(0.10)
357.00	UNDERGROUND CONDUIT	55-R4	0	681,878.84	267,053	414,826	10,278	1.51	1.51	0.00	0.00
358.00	UNDERGROUND CONDUCTORS AND DEVICES	50-R2.5	(5)	1,365,362.81	970,815	462,816	13,000	0.95	0.90	0.05	0.00
TOTAL TRANSMISSION PLANT				1,156,099,173.60	371,482,956	1,408,900,922	29,700,463				
DISTRIBUTION PLANT											
360.10	LAND RIGHTS	75-R4	0	2,613,745.11	1,517,401	1,096,344	18,666	0.71	0.71	0.00	0.00
361.00	STRUCTURES AND IMPROVEMENTS	65-R2.5	(30)	23,982,170.24	3,250,469	27,926,352	485,946	2.03	1.56	0.48	(0.02)
362.00	STATION EQUIPMENT	57-R1.5	(20)	254,876,341.16	57,643,036	248,208,573	5,323,682	2.09	1.74	0.42	(0.07)
364.00	POLES, TOWERS, AND FIXTURES	54-R1.5	(50)	444,580,724.89	177,760,228	489,110,859	11,308,080	2.54	1.69	0.95	(0.10)
365.00	OVERHEAD CONDUCTORS AND DEVICES	45-R1	(30)	445,402,721.96	111,080,758	467,942,781	13,381,554	3.00	2.31	0.83	(0.14)
366.00	UNDERGROUND CONDUIT	50-R4	(5)	2,523,911.59	1,074,431	1,575,676	60,180	2.38	2.27	0.11	0.00
367.00	UNDERGROUND CONDUCTORS AND DEVICES	45-R2.5	(10)	215,272,696.06	55,539,405	181,260,561	5,278,243	2.45	2.23	0.29	(0.07)
368.00	LINE TRANSFORMERS	46-R2	(5)	326,744,174.80	152,632,687	190,448,697	6,122,299	1.87	1.78	0.16	(0.07)
369.00	SERVICES	48-R1.5	(40)	131,188,766.75	67,063,576	116,600,697	3,386,951	2.58	1.84	0.79	(0.06)
370.00	METERS	46-R1	0	64,246,989.90	33,931,578	30,315,412	3,368,841	5.24	5.24	0.05	(0.05)
370.01	METERS - AMS	15-S2.5	0	2,921,090.16	383,133	2,537,957	243,014	8.32	8.32	0.00	0.00
370.11	METERS - AMI	15-S2.5	0	770.41	69	701	53	6.88	6.88	0.00	0.00
370.20	METERS - CT AND PT	18-S3	0	11,549,574.40	6,012,528	5,537,046	1,476,974	12.79	12.79	0.13	(0.13)
371.01	INSTALLATIONS ON CUSTOMERS' PREMISES - EV CHAR	10-S3	0	159,233.81	11,355	147,879	15,987	10.04	10.04	0.10	(0.10)
373.00	STREET LIGHTING AND SIGNAL SYSTEMS	29-L0.5	(10)	133,198,385.66	47,388,075	99,130,149	4,558,211	3.42	3.11	0.37	(0.06)
TOTAL DISTRIBUTION PLANT				2,059,261,296.90	715,288,729	1,861,839,684	55,028,681				
GENERAL PLANT											
390.10	STRUCTURES AND IMPROVEMENTS - TO OWNED PROPERTY	49-S0	(15)	78,407,801.79	14,602,365	75,566,607	1,938,210	2.47	2.15	0.32	0.00
390.20	STRUCTURES AND IMPROVEMENTS - TO LEASED PROPERTY	37-R1	(10)	405,820.43	333,013	113,389	5,873	1.45	1.32	0.13	0.00
391.10	OFFICE FURNITURE AND EQUIPMENT	20-S0	0	12,506,377.97	5,890,662	6,615,716	650,025	5.20	5.20	0.00	0.00
391.20	NON PC COMPUTER EQUIPMENT	5-SQ	0	28,106,947.74	11,713,429	16,393,519	5,438,081	19.35	19.35	0.00	0.00
391.31	PERSONAL COMPUTERS	4-SQ	0	5,179,980.69	1,361,580	3,818,401	2,061,504	39.80	39.80	0.00	0.00
392.00	TRANSPORTATION EQUIPMENT - CARS AND LIGHT TRUCKS	16-S1.5	0	1,967,971.00	788,228	1,179,743	95,227	4.84	4.84	0.00	0.00
392.10	TRANSPORTATION EQUIPMENT - HEAVY TRUCKS AND OTHER	14-L2.5	0	6,059,452.00	3,577,067	2,482,385	278,214	4.59	4.59	0.00	0.00
393.00	STORES EQUIPMENT	25-SQ	0	901,249.59	439,505	461,745	28,713	3.19	3.19	0.00	0.00
394.00	TOOLS, SHOP AND GARAGE EQUIPMENT	25-SQ	0	15,145,785.93	5,291,162	9,854,624	597,915	3.95	3.95	0.00	0.00
396.10	POWER OPERATED EQUIPMENT - LARGE MACHINERY	17-L5	0	4,613,913.65	1,371,480	3,242,434	253,393	5.49	5.49	0.00	0.00
396.20	POWER OPERATED EQUIPMENT - OTHER	17-L5	0	1,044,051.11	334,313	709,738	52,182	5.00	5.00	0.00	0.00
397.00	COMMUNICATION EQUIPMENT - MICROWAVE, FIBER AND OTHER	19-L4	0	35,664,011.59	14,742,885	20,921,127	1,688,809	4.74	4.74	0.00	0.00
397.10	COMMUNICATION EQUIPMENT - RADIO AND TELEPHONE	10-SQ	0	24,087,317.53	14,263,718	9,823,600	1,979,328	8.22	8.22	0.00	0.00
397.20	COMMUNICATION EQUIPMENT - DSM	10-SQ	0	7,606,691.71	3,993,398	3,613,294	1,605,531	21.11	21.11	0.00	0.00
TOTAL GENERAL PLANT				221,697,372.73	78,702,805	154,796,322	16,673,005				
TOTAL DEPRECIABLE PLANT				9,693,234,693.29	3,402,946,883	7,920,422,070	385,296,825				

KENTUCKY UTILITIES

TABLE 1. SUMMARY OF ESTIMATED SURVIVOR CURVES, NET SALVAGE PERCENT, ORIGINAL COST, BOOK DEPRECIATION RESERVE AND CALCULATED ANNUAL DEPRECIATION ACCRUAL RATES BY COMPONENT AS OF MARCH 31, 2020

ACCOUNT (1)	PROBABLE RETIREMENT DATE (2)	SURVIVOR CURVE (3)	NET SALVAGE PERCENT (4)	ORIGINAL COST (5)	BOOK DEPRECIATION RESERVE (6)	FUTURE ACCRUALS (7)	CALCULATED ANNUAL		CAPITAL RECOVERY RATE (10)	COST OF REMOVAL RATE (11)	GROSS SALVAGE RATE (12)
							ACCRUAL AMOUNT (8)	ACCRUAL RATE (9)=(8)/(5)			
NONDEPRECIABLE PLANT											
301.00	ORGANIZATION			44,455.58							
310.20	LAND			24,970,998.13							
317.07	ARO STEAM PRODUCTION- EQUIPMENT			17,559,790.99	3,901,587						
317.08	ARO STEAM PRODUCTION - CCR			141,678,461.39	97,285,033						
337.07	ARO HYDRAULIC PRODUCTION			645,787.99	77,838						
340.20	LAND			718,103.59							
347.07	ARO OTHER PRODUCTION			406,991.12	98,714						
350.20	LAND			2,362,496.70							
359.15	ARO TRANSMISSION (L/B)			38,195.86	8,006						
359.17	ARO TRANSMISSION (EQUIPMENT)			216,121.55	100,379						
360.20	LAND			6,286,735.50							
374.05	ARO DISTRIBUTION (L/B)			484,890.78	60,622						
374.07	ARO DISTRIBUTION (EQUIPMENT)			25,485.32	69,789						
389.20	LAND			3,578,187.89							
	TOTAL NONDEPRECIABLE PLANT			199,016,702.39	101,601,968						
	TOTAL ELECTRIC PLANT			9,892,251,395.68	3,504,548,851	7,920,422,070	385,296,825				

* LIFE SPAN PROCEDURE IS USED. CURVE SHOWN IS INTERIM SURVIVOR CURVE

** ANNUAL DEPRECIATION EXPENSE SHOWN WILL BE BOOKED UNTIL JULY 1, 2021, THEN THE FOLLOWING RATE WILL BE APPLIED UNTIL THE END OF THE LIFE FOR THE ASH POND

LOUISVILLE GAS AND ELECTRIC
COMMON PLANTTABLE 3. SUMMARY OF ESTIMATED SURVIVOR CURVES, NET SALVAGE, ORIGINAL COST, BOOK DEPRECIATION RESERVE AND
CALCULATED ANNUAL DEPRECIATION RATES BY COMPONENT AS OF MARCH 31,2020

ACCOUNT (1)	PROBABLE RETIREMENT DATE (2)	SURVIVOR CURVE (3)	NET SALVAGE PERCENT (4)	ORIGINAL COST (5)	BOOK DEPRECIATION RESERVE (6)	FUTURE ACCRUALS (7)	CALCULATED ANNUAL ACCRUAL AMOUNT (8)	CALCULATED ANNUAL ACCRUAL RATE (9)=(8)/(5)	CAPITAL RECOVERY RATE (10)	COST OF REMOVAL RATE (11)	GROSS SALVAGE RATE (12)
DEPRECIABLE PLANT											
INTANGIBLE PLANT											
303.00	COMPUTER SOFTWARE		5-SQ	0	65,085,288.13	28,368,561	36,716,727	13,015,297	20.00	20.00	0.00
303.10	CCS SOFTWARE	12-2027	SQUARE *	0	15,767,717.37	5,677,577	10,090,140	1,789,329	11.35	11.35	0.00
TOTAL INTANGIBLE PLANT					80,853,005.50	34,046,138	46,806,867	14,804,626	18.31		
GENERAL PLANT											
STRUCTURES AND IMPROVEMENTS											
390.10	GENERAL OFFICE		40-S0.5	(10)	73,326,851.23	29,623,451	51,036,085	1,861,678	2.54	2.31	0.23
390.20	TRANSPORTATION		30-L1	(5)	399,608.09	70,570	349,018	23,641	5.92	5.64	0.28
390.30	STORES		55-R2.5	(10)	10,386,901.83	6,923,950	4,501,642	133,305	1.28	1.16	0.12
390.40	SHOPS		45-R1	(10)	1,036,735.85	236,946	903,463	24,677	2.38	2.16	0.22
390.60	MICROWAVE		55-R4	(5)	1,099,708.47	435,583	719,111	18,702	1.70	1.62	0.08
OFFICE FURNITURE AND EQUIPMENT											
391.10	FURNITURE		20-SQ	0	8,357,136.32	5,601,390	2,755,746	155,677	1.86	1.86	0.00
391.20	EQUIPMENT		15-SQ	0	1,528,240.25	755,554	772,686	99,962	6.54	6.54	0.00
391.30	COMPUTER EQUIPMENT		5-SQ	0	26,128,765.52	5,813,852	20,314,914	7,811,245	29.90	29.90	0.00
391.31	PERSONAL COMPUTER		4-SQ	0	6,033,641.83	2,967,745	3,065,897	1,487,247	24.65	24.65	0.00
391.40	SECURITY EQUIPMENT		10-SQ	0	901,525.93	821,436	80,090	18,400	2.04	2.04	0.00
392.00	TRANSPORTATION EQUIPMENT - CARS AND LIGHT TRUCKS		9-S2.5	0	148,624.81	555	148,070	17,268	11.62	11.62	0.00
392.10	TRANSPORTATION EQUIPMENT - HEAVY TRUCKS AND OTHER		13-S1	0	259,518.33	176,072	83,446	9,517	3.67	3.67	0.00
392.20	TRANSPORTATION EQUIPMENT - TRAILERS		26-S0	0	71,447.10	4,707	66,740	3,093	4.33	4.33	0.00
393.00	STORES EQUIPMENT		25-SQ	0	1,705,532.83	1,190,185	515,348	25,943	1.52	1.52	0.00
394.00	TOOLS, SHOP AND GARAGE EQUIPMENT		25-SQ	0	4,297,949.60	2,599,177	1,698,773	157,484	3.66	3.66	0.00
396.10	POWER OPERATED EQUIPMENT - LARGE MACHINERY		26-S2	0	597,803.80	238,274	359,530	16,944	2.83	2.83	0.00
396.20	POWER OPERATED EQUIPMENT - OTHER		24-L2.5	0	29,397.49	15,181	14,216	611	2.08	2.08	0.00
397.00	COMMUNICATION EQUIPMENT - MICROWAVE, FIBER AND OTHER		20-L2.5	0	20,884,926.69	15,550,853	5,334,074	318,212	1.52	1.52	0.00
397.10	COMMUNICATION EQUIPMENT - RADIO AND TELEPHONE		10-SQ	0	17,056,126.45	11,533,789	5,522,337	1,056,881	6.20	6.20	0.00
TOTAL GENERAL PLANT					174,250,442.42	84,559,270	98,241,186	13,240,487	7.60		
TOTAL DEPRECIABLE PLANT					255,103,447.92	118,605,408	145,048,053	28,045,113	10.99		
NONDEPRECIABLE PLANT											
301.00	ORGANIZATION				83,782.29						
389.10	LAND				1,564,394.37						
TOTAL NONDEPRECIABLE PLANT					1,648,176.66						
TOTAL COMMON PLANT					256,751,624.58	118,605,408	145,048,053	28,045,113			

* CCS SOFTWARE IS DEPRECIATED WITH A FINAL RETIREMENT DATE OF DECEMBER 31, 2027

LOUISVILLE GAS AND ELECTRIC
ELECTRIC PLANTTABLE 1. SUMMARY OF ESTIMATED SURVIVOR CURVES, NET SALVAGE PERCENT, ORIGINAL COST, BOOK DEPRECIATION RESERVE AND
CALCULATED ANNUAL DEPRECIATION ACCRUAL RATES BY COMPONENT AS OF MARCH 31, 2020

ACCOUNT (1)	PROBABLE RETIREMENT DATE (2)	SURVIVOR CURVE (2)	NET SALVAGE PERCENT (3)	ORIGINAL COST (4)	BOOK DEPRECIATION RESERVE (5)	FUTURE ACCRUALS (6)	CALCULATED ANNUAL ACCRUAL AMOUNT (7)	CALCULATED ANNUAL ACCRUAL RATE (8)=(7)/(4)	CAPITAL RECOVERY RATE (9)	COST OF REMOVAL RATE (10)	GROSS SALVAGE RATE (11)		
DEPRECIABLE PLANT													
STEAM PRODUCTION PLANT													
311.00	STRUCTURES AND IMPROVEMENTS												
	RIVERPORT DISTRIBUTION CENTER	06-2063	95-R2.5	*	(30)	5,354,917.29	457,545	6,503,847	155,346	2.90	2.23	0.67	0.00
	MILL CREEK UNIT 1	12-2024	95-R2.5	*	(8)	18,754,074.14	17,138,064	3,116,336	661,487	3.53	3.27	0.29	(0.03)
	MILL CREEK UNIT 2	06-2029	95-R2.5	*	(8)	19,815,854.68	10,093,432	11,307,691	1,232,555	6.22	5.76	0.52	(0.06)
	MILL CREEK UNIT 2 SCRUBBER	06-2029	95-R2.5	*	(8)	465.17	502	0	0	-	0.00	0.00	0.00
	MILL CREEK UNIT 3	06-2039	95-R2.5	*	(8)	27,065,032.87	20,373,449	8,856,786	470,145	1.74	1.61	0.14	(0.02)
	MILL CREEK UNIT 3 SCRUBBER	06-2039	95-R2.5	*	(8)	135,376.33	146,206	0	0	-	0.00	0.00	0.00
	MILL CREEK UNIT 4	06-2039	95-R2.5	*	(8)	72,678,304.65	43,148,194	35,344,375	1,875,412	2.58	2.39	0.22	(0.02)
	MILL CREEK UNIT 4 SCRUBBER	06-2039	95-R2.5	*	(8)	2,476,547.45	2,278,551	396,120	21,068	0.85	0.79	0.07	(0.01)
	TRIMBLE COUNTY UNIT 1	06-2045	95-R2.5	*	(11)	107,981,060.51	67,908,070	51,950,907	2,130,366	1.97	1.78	0.21	(0.02)
	TRIMBLE COUNTY UNIT 1 SCRUBBER	06-2045	95-R2.5	*	(11)	889,015.22	149,780	837,027	33,721	3.79	3.42	0.41	(0.03)
	TRIMBLE COUNTY UNIT 2	06-2066	95-R2.5	*	(11)	18,582,103.96	3,107,268	17,518,867	393,619	2.12	1.91	0.23	(0.02)
	TRIMBLE COUNTY UNIT 2 SCRUBBER	06-2066	95-R2.5	*	(11)	252,621.17	16,984	263,425	5,886	2.33	2.10	0.25	(0.02)
	TRIMBLE COUNTY TRAINING CENTER	06-2066	95-R2.5	*	(5)	742,261.26	17,029	762,345	17,001	2.29	2.18	0.11	0.00
	TOTAL ACCOUNT 311 - STRUCTURES AND IMPROVEMENTS					274,727,634.70	164,835,074	136,857,726	6,996,606	2.55			
311.20	STRUCTURES AND IMPROVEMENTS - RETIRED PLANT												
	CANE RUN UNIT 1	12-2015	95-R2.5	*	(10)	65,888.59	89,323	(16,846)	0	-	0.00	0.00	0.00
	CANE RUN UNIT 2	12-2015	95-R2.5	*	(10)	373.59	507	(96)	0	-	0.00	0.00	0.00
	CANE RUN UNIT 3	12-2015	95-R2.5	*	(10)	249.15	338	(64)	0	-	0.00	0.00	0.00
	CANE RUN UNIT 4	12-2015	95-R2.5	*	(10)	491.62	667	(126)	0	-	0.00	0.00	0.00
	CANE RUN UNIT 4 SCRUBBER	12-2015	95-R2.5	*	(10)	17,565.79	23,813	(4,491)	0	-	0.00	0.00	0.00
	CANE RUN UNIT 5 AND UNIT 5 SCRUBBER	12-2015	95-R2.5	*	(10)	204,433.27	277,145	(52,268)	0	-	0.00	0.00	0.00
	CANE RUN UNIT 6 AND UNIT 6 SCRUBBER	12-2015	95-R2.5	*	(10)	8,900,547.35	12,066,229	(2,275,627)	0	-	0.00	0.00	0.00
	TOTAL ACCOUNT 311.2 - STRUCTURES AND IMPROVEMENTS - RETIRED PLANT					9,189,549.36	12,458,022	(2,349,518)	0	-			
312.00	BOILER PLANT EQUIPMENT												
	MILL CREEK UNIT 1	12-2024	57-R1	*	(8)	184,826,376.07	55,525,735	144,086,751	30,824,735	16.68	15.44	1.39	(0.15)
	MILL CREEK UNIT 1 SCRUBBER	12-2024	57-R1	*	(8)	16,811,976.82	9,350,560	8,806,375	1,889,718	11.24	10.41	0.94	(0.10)
	MILL CREEK UNIT 2	06-2029	57-R1	*	(8)	212,689,003.38	41,210,859	188,493,265	21,013,129	9.88	9.15	0.82	(0.09)
	MILL CREEK UNIT 2 SCRUBBER	06-2029	57-R1	*	(8)	113,357,088.47	10,935,927	111,489,729	12,373,935	10.92	10.11	0.91	(0.10)
	MILL CREEK UNIT 3	06-2039	57-R1	*	(8)	315,048,389.55	78,438,238	261,814,023	14,598,951	4.63	4.29	0.39	(0.04)
	MILL CREEK UNIT 3 SCRUBBER	06-2039	57-R1	*	(8)	149,917,217.65	11,359,037	150,551,558	8,282,532	5.52	5.12	0.46	(0.05)
	MILL CREEK UNIT 4	06-2039	57-R1	*	(8)	746,587,416.46	147,160,704	659,153,706	36,530,358	4.89	4.53	0.41	(0.05)
	MILL CREEK UNIT 4 SCRUBBER	06-2039	57-R1	*	(8)	195,738,782.17	23,394,086	188,003,799	10,425,304	5.33	4.93	0.44	(0.05)
	TRIMBLE COUNTY UNIT 1	06-2045	57-R1	*	(11)	325,352,537.22	90,307,041	270,834,275	11,990,717	3.69	3.32	0.40	(0.03)
	TRIMBLE COUNTY UNIT 1 SCRUBBER	06-2045	57-R1	*	(11)	68,153,675.06	30,419,300	45,231,279	2,054,423	3.01	2.72	0.33	(0.03)
	TRIMBLE COUNTY UNIT 2	06-2066	57-R1	*	(11)	286,744,473.67	26,675,745	291,610,621	7,522,308	2.62	2.36	0.28	(0.02)
	TRIMBLE COUNTY UNIT 2 SCRUBBER	06-2066	57-R1	*	(11)	15,352,427.57	3,859,090	13,182,105	347,107	2.26	2.04	0.24	(0.02)
	TOTAL ACCOUNT 312 - BOILER PLANT EQUIPMENT					2,630,579,364.09	528,636,322	2,333,257,486	157,853,217	6.00			
312.10	BOILER PLANT EQUIPMENT - ASH PONDS												
	MILL CREEK UNIT 1	05-2021	100-S4	*	0	411,750.29	396,670	15,080	12,064	**	2.93	0.00	0.00
	TRIMBLE COUNTY UNIT 1	09-2024	100-S4	*	0	4,846,362.74	4,446,352	400,011	91,112	**	1.88	0.00	0.00
	TRIMBLE COUNTY UNIT 2	09-2023	100-S4	*	0	5,057,242.50	4,744,513	312,730	90,525	**	1.79	0.00	0.00
	TOTAL ACCOUNT 312.1 - BOILER PLANT EQUIPMENT - ASH PONDS					10,315,355.53	9,587,535	727,821	193,701	**			
314.00	TURBOGENERATOR UNITS												
	MILL CREEK UNIT 1	12-2024	62-R2	*	(8)	27,285,982.66	11,949,897	17,518,964	3,744,256	13.72	12.71	1.40	(0.38)
	MILL CREEK UNIT 2	06-2029	62-R2	*	(8)	31,289,999.56	12,565,399	21,227,801	2,355,052	7.53	6.97	0.77	(0.21)
	MILL CREEK UNIT 3	06-2039	62-R2	*	(8)	40,684,960.57	19,261,104	24,678,653	1,352,146	3.32	3.08	0.34	(0.09)
	MILL CREEK UNIT 4	06-2039	62-R2	*	(8)	57,644,123.02	25,501,952	36,753,701	2,026,012	3.51	3.25	0.36	(0.10)
	TRIMBLE COUNTY UNIT 1	06-2045	62-R2	*	(11)	59,123,335.59	30,600,274	35,026,629	1,526,747	2.58	2.33	0.33	(0.07)
	TRIMBLE COUNTY UNIT 2	06-2066	62-R2	*	(11)	22,853,697.56	5,344,307	20,023,297	504,659	2.21	1.99	0.28	(0.06)
	TOTAL ACCOUNT 314 - TURBOGENERATOR UNITS					238,882,098.96	105,222,933	155,229,045	11,508,872	4.82			

LOUISVILLE GAS AND ELECTRIC
ELECTRIC PLANT

TABLE 1. SUMMARY OF ESTIMATED SURVIVOR CURVES, NET SALVAGE PERCENT, ORIGINAL COST, BOOK DEPRECIATION RESERVE AND CALCULATED ANNUAL DEPRECIATION ACCRUAL RATES BY COMPONENT AS OF MARCH 31, 2020

ACCOUNT (1)	PROBABLE RETIREMENT DATE (2)	SURVIVOR CURVE (2)	NET SALVAGE PERCENT (3)	ORIGINAL COST (4)	BOOK DEPRECIATION RESERVE (5)	FUTURE ACCRUALS (6)	CALCULATED ANNUAL ACCRUAL AMOUNT (7)	CALCULATED ANNUAL ACCRUAL RATE (8)=(7)/(4)	CAPITAL RECOVERY RATE (9)	COST OF REMOVAL RATE (10)	GROSS SALVAGE RATE (11)
315.00	ACCESSORY ELECTRIC EQUIPMENT										
	12-2024	70-R3	* (8)	18,109,188.73	12,217,246	7,340,678	1,557,216	8.60	7.96	0.72	(0.08)
	12-2024	70-R3	* (8)	202,167.22	36,849	181,492	38,698	19.14	17.72	1.60	(0.18)
	06-2029	70-R3	* (8)	13,365,293.98	5,786,700	8,647,817	946,631	7.08	6.56	0.59	(0.07)
	06-2029	70-R3	* (8)	5,652,402.38	802,303	5,302,292	574,463	10.16	9.41	0.85	(0.09)
	06-2039	70-R3	* (8)	26,922,251.16	14,500,233	14,575,798	772,748	2.87	2.66	0.24	(0.03)
	06-2039	70-R3	* (8)	1,088,905.01	1,123,410	52,607	2,926	0.27	0.25	0.02	(0.00)
	06-2039	70-R3	* (8)	33,383,302.28	18,784,502	17,269,464	929,368	2.78	2.58	0.23	(0.03)
	06-2039	70-R3	* (8)	8,052,008.04	523,038	8,173,131	428,179	5.32	4.92	0.44	(0.05)
	06-2045	70-R3	* (11)	65,468,696.33	32,016,376	40,653,877	1,688,611	2.58	2.32	0.28	(0.02)
	06-2045	70-R3	* (11)	2,736,920.21	2,454,458	583,523	24,858	0.91	0.82	0.10	(0.01)
	06-2066	70-R3	* (11)	11,270,002.03	2,098,743	10,410,959	238,899	2.12	1.91	0.23	(0.02)
	<i>TOTAL ACCOUNT 315 - ACCESSORY ELECTRIC EQUIPMENT</i>			186,251,137.37	90,343,858	113,191,638	7,202,597	3.87			
316.00	MISCELLANEOUS PLANT EQUIPMENT										
	06-2063	43-R2.5	* (5)	1,930,485.14	116,763	1,910,246	52,491	2.72	2.59	0.13	0.00
	12-2024	43-R2.5	* (8)	719,267.87	503,923	272,886	61,331	8.53	7.90	0.63	0.00
	06-2029	43-R2.5	* (8)	74,667.78	24,644	55,997	6,160	8.25	7.64	0.61	0.00
	06-2039	43-R2.5	* (8)	795,586.25	316,864	542,369	29,085	3.66	3.38	0.27	0.00
	06-2039	43-R2.5	* (8)	11,824,087.95	4,081,785	8,688,230	491,317	4.16	3.85	0.31	0.00
	06-2039	43-R2.5	* (8)	43,211.57	40,927	5,741	318	0.74	0.68	0.05	0.00
	08-2045	43-R2.5	* (11)	3,199,929.32	1,779,020	1,772,902	91,536	2.86	2.56	0.28	0.00
	06-2066	43-R2.5	* (11)	4,073,180.92	394,334	4,126,897	116,001	2.85	2.57	0.28	0.00
	<i>TOTAL ACCOUNT 316 - MISCELLANEOUS PLANT EQUIPMENT</i>			22,660,416.80	7,258,260	17,375,268	848,239	3.74			
	TOTAL STEAM PRODUCTION PLANT			3,372,605,556.81	918,342,004	2,754,289,466	184,603,232				
	HYDROELECTRIC PRODUCTION PLANT										
331.00	STRUCTURES AND IMPROVEMENTS										
	10-2045	95-R2	* (2)	28,698.29	5,169	24,103	1,155	4.02	3.95	0.08	0.00
	10-2045	95-R2	* (2)	5,637,542.61	2,664,905	3,085,388	131,979	2.34	2.30	0.05	0.00
	<i>TOTAL ACCOUNT 331 - STRUCTURES AND IMPROVEMENTS</i>			5,666,240.90	2,670,074	3,109,491	133,134	2.35			
332.00	RESERVOIRS, DAMS AND WATERWAYS										
	10-2045	90-R2.5	* (2)	19,384,087.20	1,388,725	18,383,044	731,552	3.77	3.70	0.07	0.00
	<i>TOTAL ACCOUNT 332 - RESERVOIRS, DAMS AND WATERWAYS</i>			19,384,087.20	1,388,725	18,383,044	731,552	3.77			
333.00	WATER WHEELS, TURBINES AND GENERATORS										
	10-2045	80-R3	* (2)	114,581,032.99	8,443,485	108,429,169	4,281,724	3.74	3.66	0.07	0.00
	<i>TOTAL ACCOUNT 333 - WATER WHEELS, TURBINES AND GENERATORS</i>			114,581,032.99	8,443,485	108,429,169	4,281,724	3.74			
334.00	ACCESSORY ELECTRIC EQUIPMENT										
	10-2045	80-R4	* (2)	6,558,057.99	783,133	5,906,086	233,770	3.56	3.49	0.07	0.00
	<i>TOTAL ACCOUNT 334 - ACCESSORY ELECTRIC EQUIPMENT</i>			6,558,057.99	783,133	5,906,086	233,770	3.56			
335.00	MISCELLANEOUS POWER PLANT EQUIPMENT										
	10-2045	70-R3	* (2)	51,166.32	7,282	44,908	1,771	3.46	3.39	0.07	0.00
	10-2045	70-R3	* (2)	282,780.20	208,335	80,101	3,180	1.12	1.10	0.02	0.00
	<i>TOTAL ACCOUNT 335 - MISCELLANEOUS POWER PLANT EQUIPMENT</i>			333,946.52	215,617	125,009	4,951	1.48			
336.00	ROADS, RAILROADS AND BRIDGES										
	10-2045	80-S4	* (2)	12,119.47	3,068	9,294	858	7.08	6.94	0.14	0.00
	<i>TOTAL ACCOUNT 336 - ROADS, RAILROADS AND BRIDGES</i>			12,119.47	3,068	9,294	858	7.08			
	TOTAL HYDROELECTRIC PRODUCTION PLANT			146,535,485.07	13,504,102	135,962,093	5,385,989				

LOUISVILLE GAS AND ELECTRIC
ELECTRIC PLANTTABLE 1. SUMMARY OF ESTIMATED SURVIVOR CURVES, NET SALVAGE PERCENT, ORIGINAL COST, BOOK DEPRECIATION RESERVE AND
CALCULATED ANNUAL DEPRECIATION ACCRUAL RATES BY COMPONENT AS OF MARCH 31, 2020

ACCOUNT	PROBABLE RETIREMENT DATE	SURVIVOR CURVE	NET SALVAGE PERCENT	ORIGINAL COST	BOOK DEPRECIATION RESERVE	FUTURE ACCRUALS	CALCULATED ANNUAL ACCRUAL AMOUNT	CALCULATED ANNUAL ACCRUAL RATE	CAPITAL RECOVERY RATE	COST OF REMOVAL RATE	GROSS SALVAGE RATE
(1)	(2)	(2)	(3)	(4)	(5)	(6)	(7)	(8)=(7)/(4)	(9)	(10)	(11)
OTHER PRODUCTION PLANT											
341.00	STRUCTURES AND IMPROVEMENTS										
	06-2055	60-R4	* (11)	17,737,935.82	5,604,910	14,084,199	425,178	2.40	2.16	0.24	0.00
	06-2021	60-R4	* (9)	8,241.14	8,983	0	0	-	0.00	0.00	0.00
	06-2025	60-R4	* (6)	64,113.35	67,960	0	0	-	0.00	0.00	0.00
	06-2041	60-R4	* (6)	2,484,085.38	1,471,390	1,161,741	55,609	2.24	2.11	0.13	0.00
	06-2041	60-R4	* (7)	1,171,970.07	508,335	745,673	35,524	3.03	2.83	0.20	0.00
	06-2039	60-R4	* (7)	135,870.23	71,199	74,182	3,889	2.86	2.68	0.19	0.00
	06-2039	60-R4	* (7)	144,356.29	96,467	57,994	3,061	2.12	1.98	0.14	0.00
	06-2041	40-S3	* (3)	923,945.85	126,012	825,652	39,298	4.25	4.13	0.12	0.00
	06-2042	60-R4	* (9)	1,555,655.08	945,301	750,363	34,420	2.21	2.03	0.18	0.00
	06-2042	60-R4	* (9)	1,467,923.89	894,495	705,542	32,378	2.21	2.02	0.18	0.00
	06-2044	60-R4	* (9)	2,083,698.13	1,140,625	1,130,606	47,594	2.28	2.09	0.19	0.00
	06-2044	60-R4	* (9)	2,075,526.50	1,136,152	1,126,172	47,378	2.28	2.09	0.19	0.00
	06-2044	60-R4	* (9)	2,137,402.33	1,166,051	1,163,718	48,957	2.29	2.10	0.18	0.00
	06-2044	60-R4	* (9)	2,525,013.22	1,194,202	1,558,062	65,281	2.58	2.37	0.21	0.00
	06-2044	40-S3	* (2)	629,097.75	15,519	626,161	26,079	4.15	4.06	0.08	0.00
	TOTAL ACCOUNT 341 - STRUCTURES AND IMPROVEMENTS			35,144,835.03	14,447,601	24,010,065	864,616	2.46			
341.20	STRUCTURES AND IMPROVEMENTS - RETIRED PLANT										
	06-2018	60-R4	* (10)	320,737.94	686,950	(334,138)	0	-	0.00	0.00	0.00
	TOTAL ACCOUNT 341.2 - STRUCTURES AND IMPROVEMENTS			320,737.94	686,950	(334,138)	0	-			
342.00	FUEL HOLDERS, PRODUCERS AND ACCESSORIES										
	06-2055	55-R2.5	* (11)	1,839,349.29	1,111,369	930,309	28,186	1.53	1.38	0.15	0.00
	06-2055	55-R2.5	* (11)	6,602,221.07	885,105	6,443,360	195,313	2.96	2.67	0.29	0.00
	06-2021	55-R2.5	* (9)	23,433.81	24,052	1,491	1,192	5.09	4.67	0.42	0.00
	06-2025	55-R2.5	* (6)	9,237.57	9,792	0	0	-	0.00	0.00	0.00
	06-2025	55-R2.5	* (6)	21,667.08	22,967	0	0	-	0.00	0.00	0.00
	06-2041	55-R2.5	* (6)	2,235,100.61	1,415,371	953,836	48,026	2.15	2.03	0.12	0.00
	06-2041	55-R2.5	* (6)	7,693,302.29	752,625	7,402,275	357,080	4.64	4.38	0.26	0.00
	06-2041	55-R2.5	* (7)	846,906.63	514,134	392,056	19,660	2.32	2.17	0.15	0.00
	06-2039	55-R2.5	* (7)	766,004.64	347,075	472,550	25,401	3.32	3.10	0.22	0.00
	06-2039	55-R2.5	* (7)	483,544.93	182,343	335,050	17,871	3.70	3.45	0.24	0.00
	06-2042	55-R2.5	* (9)	97,996.90	60,500	46,317	2,229	2.27	2.09	0.19	0.00
	06-2042	55-R2.5	* (9)	97,861.58	60,421	46,248	2,225	2.27	2.09	0.19	0.00
	06-2044	55-R2.5	* (9)	2,320,474.20	1,228,328	1,300,989	57,315	2.47	2.27	0.20	0.00
	06-2044	55-R2.5	* (9)	338,423.07	187,939	180,942	7,992	2.36	2.17	0.19	0.00
	06-2044	55-R2.5	* (9)	337,096.18	187,202	180,233	7,961	2.36	2.17	0.19	0.00
	06-2044	55-R2.5	* (9)	347,146.53	192,199	186,191	8,224	2.37	2.17	0.20	0.00
	06-2044	55-R2.5	* (9)	446,520.02	206,287	280,420	12,242	2.74	2.52	0.23	0.00
	TOTAL ACCOUNT 342 - FUEL HOLDERS, PRODUCERS AND ACCESSORIES			24,506,286.40	7,387,709	19,152,267	790,917	3.23			
343.00	PRIME MOVERS										
	06-2055	35-R1.5	* (11)	76,519,938.67	6,471,464	78,465,668	2,849,987	3.72	3.36	0.40	(0.03)
	06-2041	35-R1.5	* (6)	22,511,422.19	11,648,123	12,213,985	710,196	3.15	2.98	0.21	(0.03)
	06-2041	35-R1.5	* (7)	18,490,042.40	8,728,342	11,056,003	626,861	3.39	3.17	0.25	(0.03)
	06-2039	35-R1.5	* (7)	24,101,915.33	9,006,299	16,782,750	1,010,784	4.19	3.92	0.31	(0.04)
	06-2039	35-R1.5	* (7)	18,614,501.31	12,311,519	7,605,997	486,900	2.62	2.44	0.20	(0.02)
	06-2042	35-R1.5	* (9)	15,752,455.59	8,019,763	9,150,414	506,518	3.22	2.95	0.29	(0.03)
	06-2042	35-R1.5	* (9)	14,426,572.85	7,763,228	7,961,736	448,495	3.11	2.85	0.29	(0.03)
	06-2044	35-R1.5	* (9)	15,680,731.51	7,259,230	9,832,767	506,154	3.23	2.96	0.30	(0.03)
	06-2044	35-R1.5	* (9)	14,940,455.43	7,484,383	8,800,713	459,476	3.08	2.82	0.28	(0.03)
	06-2044	35-R1.5	* (9)	14,789,388.81	7,541,240	8,579,194	448,243	3.03	2.78	0.28	(0.03)
	06-2044	35-R1.5	* (9)	15,080,643.18	7,559,856	8,878,045	461,216	3.06	2.81	0.28	(0.03)
	TOTAL ACCOUNT 343 - PRIME MOVERS			250,908,067.27	93,793,447	179,327,272	8,514,830	3.39			
344.00	GENERATORS										
	06-2055	60-S3	* (11)	17,525,714.79	2,811,358	16,642,185	479,216	2.73	2.46	0.27	0.00
	06-2021	60-S3	* (9)	1,919,304.70	2,007,414	84,628	67,799	3.53	3.24	0.29	0.00

LOUISVILLE GAS AND ELECTRIC
ELECTRIC PLANTTABLE 1. SUMMARY OF ESTIMATED SURVIVOR CURVES, NET SALVAGE PERCENT, ORIGINAL COST, BOOK DEPRECIATION RESERVE AND
CALCULATED ANNUAL DEPRECIATION ACCRUAL RATES BY COMPONENT AS OF MARCH 31, 2020

	ACCOUNT (1)	PROBABLE RETIREMENT DATE (2)	SURVIVOR CURVE (2)	NET SALVAGE PERCENT (3)	ORIGINAL COST (4)	BOOK DEPRECIATION RESERVE (5)	FUTURE ACCRUALS (6)	CALCULATED ANNUAL ACCRUAL		CAPITAL RECOVERY RATE (9)	COST OF REMOVAL RATE (10)	GROSS SALVAGE RATE (11)	
								AMOUNT (7)	RATE (8)=(7)/(4)				
	PADDY'S RUN GENERATOR 11	06-2025	60-S3	*	(6)	1,539,958.99	1,632,357	0	0	-	0.00	0.00	0.00
	PADDY'S RUN GENERATOR 12	06-2025	60-S3	*	(6)	3,334,813.58	3,487,041	47,861	9,116	0.27	0.26	0.02	0.00
	PADDY'S RUN GENERATOR 13	06-2041	60-S3	*	(6)	6,491,084.14	3,588,837	3,291,712	157,914	2.43	2.30	0.14	0.00
	BROWN CT 5	06-2041	60-S3	*	(7)	3,448,727.25	1,952,919	1,737,219	83,428	2.42	2.26	0.16	0.00
	BROWN CT 6	06-2039	60-S3	*	(7)	2,449,473.22	1,671,377	949,559	50,428	2.06	1.92	0.13	0.00
	BROWN CT 7	06-2039	60-S3	*	(7)	2,652,422.70	1,664,511	1,173,581	62,090	2.34	2.19	0.15	0.00
	BROWN SOLAR	06-2041	25-S2.5	*	(3)	8,363,103.36	1,473,798	7,140,198	387,423	4.63	4.00	0.13	0.00
	TRIMBLE COUNTY CT 5	06-2042	60-S3	*	(9)	1,635,904.01	942,249	840,886	38,624	2.36	2.17	0.19	0.00
	TRIMBLE COUNTY CT 6	06-2042	60-S3	*	(9)	1,595,963.67	904,394	835,206	38,366	2.40	2.21	0.20	0.00
	TRIMBLE COUNTY CT 7	06-2044	60-S3	*	(9)	1,793,484.14	914,804	1,040,094	43,786	2.44	2.24	0.20	0.00
	TRIMBLE COUNTY CT 8	06-2044	60-S3	*	(9)	1,783,864.62	909,630	1,034,782	43,562	2.44	2.24	0.20	0.00
	TRIMBLE COUNTY CT 9	06-2044	60-S3	*	(9)	1,996,602.87	613,880	1,562,417	65,427	3.28	3.01	0.27	0.00
	TRIMBLE COUNTY CT 10	06-2044	60-S3	*	(9)	1,911,732.95	947,500	1,136,289	47,767	2.50	2.29	0.21	0.00
	SIMPSONVILLE SOLAR	06-2044	25-S2.5	*	(2)	503,250.72	11,956	501,360	23,395	4.65	4.56	0.09	0.00
	OTHER SOLAR	06-2044	25-S2.5	*	(10)	57,651.55	4,319	59,098	2,542	4.41	4.01	0.40	0.00
	TOTAL ACCOUNT 344 - GENERATORS					59,003,057.26	25,538,344	38,077,075	1,600,883	2.71			
345.00	ACCESSORY ELECTRIC EQUIPMENT												
	CANE RUN CC 7	06-2055	50-S2.5	*	(11)	6,807,217.32	891,021	6,664,990	199,502	2.93	2.64	0.29	0.00
	ZORN AND RIVER ROAD GAS TURBINE	06-2021	50-S2.5	*	(9)	94,656.49	90,203	12,973	10,443	11.03	10.12	0.91	0.00
	PADDY'S RUN GENERATOR 11	06-2025	50-S2.5	*	(6)	592,362.10	627,904	0	0	-	0.00	0.00	0.00
	PADDY'S RUN GENERATOR 12	06-2025	50-S2.5	*	(6)	901,218.54	955,292	0	0	-	0.00	0.00	0.00
	PADDY'S RUN GENERATOR 13	06-2041	50-S2.5	*	(6)	2,860,913.24	2,031,000	1,001,568	51,008	1.78	1.68	0.10	0.00
	BROWN CT 5	06-2041	50-S2.5	*	(7)	2,602,373.29	1,705,467	1,079,072	55,186	2.12	1.98	0.14	0.00
	BROWN CT 6	06-2039	50-S2.5	*	(7)	1,042,364.45	545,425	569,905	31,491	3.02	2.82	0.20	0.00
	BROWN CT 7	06-2039	50-S2.5	*	(7)	1,130,650.06	663,963	545,833	29,892	2.64	2.47	0.17	0.00
	BROWN SOLAR	06-2041	45-R2.5	*	(3)	285,072.02	57,308	236,316	11,539	4.05	3.93	0.12	0.00
	TRIMBLE COUNTY CT 5	06-2042	50-S2.5	*	(9)	782,798.71	421,588	431,663	20,660	2.64	2.42	0.22	0.00
	TRIMBLE COUNTY CT 6	06-2042	50-S2.5	*	(9)	1,709,376.03	940,671	922,549	44,641	2.61	2.40	0.22	0.00
	TRIMBLE COUNTY CT 7	06-2044	50-S2.5	*	(9)	2,168,768.83	1,082,009	1,281,949	56,387	2.60	2.39	0.21	0.00
	TRIMBLE COUNTY CT 8	06-2044	50-S2.5	*	(9)	1,943,746.28	1,039,626	1,079,057	47,916	2.47	2.26	0.20	0.00
	TRIMBLE COUNTY CT 9	06-2044	50-S2.5	*	(9)	1,898,268.01	1,065,196	1,003,916	44,772	2.36	2.16	0.19	0.00
	TRIMBLE COUNTY CT 10	06-2044	50-S2.5	*	(9)	6,214,267.18	2,518,460	4,255,091	184,758	2.97	2.73	0.25	0.00
	OTHER SOLAR	06-2044	45-R2.5	*	(5)	27,319.98	1,936	26,750	617	2.26	2.15	0.11	0.00
	TOTAL ACCOUNT 345 - ACCESSORY ELECTRIC EQUIPMENT					31,061,372.53	14,637,069	19,111,632	788,812	2.54			
346.00	MISCELLANEOUS POWER PLANT EQUIPMENT												
	CANE RUN CC 7	06-2055	55-R4	*	(11)	965,500.34	91,948	979,757	28,394	2.94	2.65	0.29	0.00
	ZORN AND RIVER ROAD GAS TURBINE	06-2021	55-R4	*	(9)	9,488.39	10,342	0	0	-	0.00	0.00	0.00
	PADDY'S RUN GENERATOR 11	06-2025	55-R4	*	(6)	9,494.38	10,064	0	0	-	0.00	0.00	0.00
	PADDY'S RUN GENERATOR 13	06-2041	55-R4	*	(6)	1,299,351.17	823,624	553,688	26,860	2.07	1.95	0.12	0.00
	BROWN CT 5	06-2041	55-R4	*	(7)	2,399,250.01	1,503,480	1,063,718	51,636	2.15	2.01	0.14	0.00
	BROWN CT 6	06-2039	55-R4	*	(7)	32,755.71	15,496	19,553	1,027	3.14	2.93	0.21	0.00
	BROWN CT 7	06-2039	55-R4	*	(7)	23,047.78	15,647	9,014	480	2.08	1.95	0.14	0.00
	BROWN SOLAR	06-2041	40-R2.5	*	(3)	271,849.13	38,558	241,447	11,912	4.38	4.25	0.13	0.00
	TRIMBLE COUNTY CT 5	06-2042	55-R4	*	(9)	14,528.92	8,409	7,428	340	2.34	2.15	0.19	0.00
	TRIMBLE COUNTY CT 7	06-2044	55-R4	*	(9)	5,204.51	2,808	2,865	122	2.34	2.15	0.19	0.00
	TRIMBLE COUNTY CT 8	06-2044	55-R4	*	(9)	5,182.59	2,798	2,851	121	2.33	2.14	0.19	0.00
	TRIMBLE COUNTY CT 9	06-2044	55-R4	*	(9)	5,328.44	2,865	2,943	125	2.35	2.15	0.19	0.00
	TRIMBLE COUNTY CT 10	06-2044	55-R4	*	(9)	25,332.91	11,014	16,599	695	2.74	2.52	0.23	0.00
	TOTAL ACCOUNT 346 - MISCELLANEOUS POWER PLANT EQUIPMENT					5,066,314.28	2,537,053	2,899,863	121,712	2.40			
	TOTAL OTHER PRODUCTION PLANT					370,865,835.68	144,580,572	258,233,971	11,817,154				
	TRANSMISSION PLANT												
350.10	LAND RIGHTS		75-R4	0		8,587,652.59	3,427,482	5,160,171	88,088	1.03	1.03	0.00	0.00
352.10	STRUCTURES AND IMPROVEMENTS		65-R2	(10)		17,430,048.42	3,051,427	16,121,626	281,238	1.61	1.47	0.16	(0.01)
353.10	STATION EQUIPMENT		60-R1.5	(20)		238,176,475.57	68,565,118	217,246,653	4,519,129	1.90	1.58	0.36	(0.05)
354.00	TOWERS AND FIXTURES		75-R4	(50)		46,357,266.29	26,622,926	42,912,973	804,050	1.73	1.16	0.60	(0.02)

LOUISVILLE GAS AND ELECTRIC
ELECTRIC PLANTTABLE 1. SUMMARY OF ESTIMATED SURVIVOR CURVES, NET SALVAGE PERCENT, ORIGINAL COST, BOOK DEPRECIATION RESERVE AND
CALCULATED ANNUAL DEPRECIATION ACCRUAL RATES BY COMPONENT AS OF MARCH 31, 2020

ACCOUNT	PROBABLE RETIREMENT DATE	SURVIVOR CURVE	NET SALVAGE PERCENT	ORIGINAL COST	BOOK DEPRECIATION RESERVE	FUTURE ACCRUALS	CALCULATED ANNUAL		CAPITAL RECOVERY RATE	COST OF REMOVAL RATE	GROSS SALVAGE RATE
							AMOUNT	RATE			
(1)	(2)	(2)	(3)	(4)	(5)	(6)	(7)	(8)=(7)/(4)	(9)	(10)	(11)
355.00		60-R2	(80)	107,788,233.53	31,883,755	162,135,065	3,256,781	3.02	1.68	1.44	(0.10)
356.00		60-R2	(80)	66,517,973.80	32,612,407	87,119,946	2,018,671	3.03	1.69	1.45	(0.10)
357.00		55-S3	(5)	1,941,041.52	807,905	1,230,189	35,495	1.83	1.74	0.09	0.00
358.00		50-R3	(25)	8,498,390.55	3,811,274	6,811,714	189,286	2.23	1.78	0.45	0.00
TOTAL TRANSMISSION PLANT				495,297,082.27	170,782,294	538,738,337	11,192,738				
DISTRIBUTION PLANT											
361.00		50-S0.5	(10)	12,951,866.82	2,712,013	11,535,041	265,019	2.05	1.86	0.20	(0.02)
362.00		52-R1	(20)	169,273,981.38	50,208,080	152,920,698	3,649,180	2.16	1.80	0.40	(0.04)
364.00		56-R1.5	(80)	222,926,442.26	82,386,357	318,881,239	7,238,790	3.25	1.80	1.53	(0.09)
365.00		52-R1.5	(75)	379,389,493.59	127,848,062	536,083,552	13,240,372	3.49	1.99	1.62	(0.12)
366.00		75-S4	(40)	87,722,520.35	34,700,695	88,110,833	1,604,590	1.83	1.31	0.52	0.00
367.00		58-R3	(50)	325,132,911.63	69,171,986	418,527,381	8,887,496	2.73	1.82	1.02	(0.11)
368.00		47-R3	(10)	174,391,898.35	83,922,602	107,908,486	3,324,162	1.91	1.73	0.24	(0.07)
369.10		47-S2	(50)	14,130,897.37	2,273,009	18,923,337	542,936	3.84	2.56	1.28	0.00
369.20		65-R2.5	(100)	25,472,004.34	25,131,288	25,812,721	612,030	2.40	1.20	1.20	0.00
370.00	12-2029	37-R1.5	0	34,702,449.22	20,542,572	14,159,877	1,632,414	4.70	4.70	0.00	0.00
370.01		15-S0.5	0	3,010,141.14	480,897	2,529,244	230,121	7.64	7.64	0.00	0.00
370.11		15-S2.5	0	74,083.26	2,925	71,158	5,024	6.78	6.78	0.00	0.00
370.20		18-S3	0	5,927,405.09	4,108,718	1,818,687	729,803	12.31	12.31	0.00	0.00
371.01		10-S3	0	175,550.89	12,435	163,116	17,634	10.04	10.04	0.00	0.00
373.10		35-R1.5	(40)	62,056,323.96	15,837,508	71,041,346	2,721,894	4.39	3.13	1.28	(0.03)
373.20		35-R1.5	(40)	65,156,917.93	31,904,480	59,315,205	2,580,686	3.96	2.83	1.16	(0.03)
TOTAL DISTRIBUTION PLANT				1,582,494,887.58	551,243,627	1,827,801,921	47,282,151				
GENERAL PLANT											
392.00		14-S2	0	1,573,865.21	639,531	934,334	89,993	5.72	5.72	0.00	0.00
392.10		13-R2	0	6,387,019.66	2,502,334	3,884,686	410,266	6.42	6.42	0.00	0.00
392.20		23-S2.5	0	396,787.73	3,751	393,037	25,844	6.51	6.51	0.00	0.00
394.00		25-SQ	0	7,187,139.53	3,090,377	4,096,763	277,874	3.87	3.87	0.00	0.00
396.10		22-S1	0	2,586,982.53	1,492,849	1,094,134	56,148	2.17	2.17	0.00	0.00
396.20		23-S1	0	196,248.24	121,172	75,076	4,870	2.48	2.48	0.00	0.00
397.20		10-SQ	0	6,804,139.35	4,394,895	2,409,244	1,070,712	15.74	15.74	0.00	0.00
TOTAL GENERAL PLANT				25,132,182.25	12,244,909	12,887,274	1,935,707				
TOTAL DEPRECIABLE PLANT				6,028,075,864.69	1,825,145,109	5,551,923,127	263,081,587				
NONDEPRECIABLE PLANT											
301.00		ORGANIZATION		2,240.29							
310.20		LAND		9,833,555.09							
310.26		LAND - ECR 2011		360,851.26							
317.07		ARO STEAM PRODUCTION (EQUIPMENT)		10,487,725.37	2,968,484						
317.08		ARO STEAM PRODUCTION (CCR)		46,958,489.83	37,978,854						
330.20		LAND		6.50							
337.07		ARO HYDRAULIC PRODUCTION		289,910.63	30,394						

LOUISVILLE GAS AND ELECTRIC
ELECTRIC PLANT

TABLE 1. SUMMARY OF ESTIMATED SURVIVOR CURVES, NET SALVAGE PERCENT, ORIGINAL COST, BOOK DEPRECIATION RESERVE AND CALCULATED ANNUAL DEPRECIATION ACCRUAL RATES BY COMPONENT AS OF MARCH 31, 2020

ACCOUNT (1)	PROBABLE RETIREMENT DATE (2)	SURVIVOR CURVE (2)	NET SALVAGE PERCENT (3)	ORIGINAL COST (4)	BOOK DEPRECIATION RESERVE (5)	FUTURE ACCRUALS (6)	CALCULATED ANNUAL		CAPITAL RECOVERY RATE (9)	COST OF REMOVAL RATE (10)	GROSS SALVAGE RATE (11)
							ACCRUAL AMOUNT (7)	ACCRUAL RATE (8)=(7)/(4)			
340.20	LAND			406,526.20							
347.05	ARO OTHER PRODUCTION (L/B)			15,555.48	7,475						
347.07	ARO OTHER PRODUCTION (EQUIPMENT)			96,428.56	18,827						
350.20	LAND			2,556,362.69							
359.15	ARO TRANSMISSION (L/B)			76,221.28	2,240						
359.17	ARO TRANSMISSION (EQUIPMENT)			122,340.23	46,866						
360.20	LAND			4,117,062.41							
374.05	ARO DISTRIBUTION (L/B)			129,242.11	48,058						
374.07	ARO DISTRIBUTION (EQUIPMENT)			47,995.12	13,027						
	TOTAL NONDEPRECIABLE PLANT			75,500,513.05	41,114,225						
	TOTAL ELECTRIC PLANT			6,103,576,377.74	1,866,259,334	5,551,923,127	263,081,587				

* LIFE SPAN PROCEDURE IS USED. CURVE SHOWN IS INTERIM SURVIVOR CURVE

** ANNUAL DEPRECIATION EXPENSE SHOWN WILL BE BOOKED UNTIL JULY 1, 2021, THEN THE FOLLOWING RATE WILL BE APPLIED UNTIL THE END OF THE LIFE FOR THE ASH POND

ASH POND LOCATION	RATE
-------------------	------

LOUISVILLE GAS AND ELECTRIC
GAS PLANTTABLE 2. SUMMARY OF ESTIMATED SURVIVOR CURVES, NET SALVAGE, ORIGINAL COST, BOOK DEPRECIATION RESERVE AND
CALCULATED ANNUAL DEPRECIATION RATES BY COMPONENT AS OF MARCH 31, 2020

ACCOUNT (1)	SURVIVOR CURVE (2)	NET SALVAGE PERCENT (3)	ORIGINAL COST (4)	BOOK DEPRECIATION RESERVE (5)	FUTURE ACCRUALS (6)	CALCULATED ANNUAL		CAPITAL RECOVERY RATE (9)	COST OF REMOVAL RATE (10)	GROSS SALVAGE RATE (11)	
						ACCRUAL AMOUNT (7)	ACCRUAL RATE (8)=(7)/(4)				
DEPRECIABLE PLANT											
INTANGIBLE PLANT											
302.00	FRANCHISES AND CONSENTS	20-SQ	0	387.49	317	70	56	14.45	14.45	0.00	0.00
TOTAL INTANGIBLE PLANT				387.49	317	70	56				
PRODUCTION PLANT											
350.20	RIGHTS OF WAY	65-R4	0	101,212.49	71,673	29,539	557	0.55	0.55	0.00	0.00
351.20	COMPRESSOR STATION STRUCTURES	60-R2.5	(20)	10,677,923.50	2,060,771	10,752,737	209,784	1.96	1.64	0.33	0.00
351.30	MEASURING AND REGULATING STATION STRUCTURES	65-R3	(5)	33,043.05	17,342	17,353	313	0.95	0.90	0.05	0.00
351.40	OTHER STRUCTURES	65-R2.5	(20)	7,456,402.54	1,234,611	7,713,072	136,068	1.82	1.52	0.30	0.00
352.10	STORAGE LEASEHOLDS AND RIGHTS	75-R4	0	548,241.14	548,241	0	0	-	0.00	0.00	0.00
352.20	RESERVOIRS	65-R4	0	400,511.40	400,511	0	0	-	0.00	0.00	0.00
352.30	NONRECOVERABLE NATURAL GAS	50-SQ	0	9,648,855.00	8,511,977	1,136,878	74,549	0.77	0.77	0.00	0.00
352.40	WELL DRILLING	65-R2.5	(50)	5,843,091.23	1,594,636	7,170,001	164,415	2.81	1.88	0.94	0.00
352.50	WELL EQUIPMENT	45-R0.5	(50)	16,069,509.54	1,463,829	22,640,435	635,296	3.95	2.64	1.34	(0.03)
353.00	LINE	50-R2	(20)	28,078,835.36	9,913,851	23,780,751	610,145	2.17	1.81	0.36	0.00
354.00	COMPRESSOR STATION EQUIPMENT	45-R1.5	(15)	66,687,692.00	10,963,086	65,727,760	1,712,116	2.57	2.23	0.36	(0.02)
355.00	MEASURING AND REGULATING EQUIPMENT	45-S0	(20)	2,738,629.03	423,665	2,862,690	73,609	2.69	2.24	0.47	(0.02)
356.00	PURIFICATION EQUIPMENT	49-R2	(30)	27,980,385.51	7,214,533	29,159,968	721,234	2.58	1.98	0.61	(0.02)
357.00	OTHER EQUIPMENT	47-R2	(10)	4,969,159.24	794,331	4,671,744	117,897	2.37	2.16	0.22	0.00
TOTAL PRODUCTION PLANT				181,233,491.03	45,213,057	175,662,928	4,455,983	2.46			
TRANSMISSION PLANT											
365.20	RIGHTS OF WAY	75-R4	0	220,659.05	211,811	8,848	248	0.11	0.11	0.00	0.00
367.00	MAINS	65-R2.5	(40)	58,783,073.64	14,116,729	68,179,574	1,308,496	2.23	1.59	0.65	(0.02)
TOTAL TRANSMISSION PLANT				59,003,732.69	14,328,540	68,188,422	1,308,744	2.22			
DISTRIBUTION PLANT											
374.22	OTHER DISTRIBUTION LAND RIGHTS	75-S3	0	74,018.23	74,018	0	0	-	0.00	0.00	0.00
375.10	STRUCTURES AND IMPROVEMENTS - CITY GATE STATION	50-R3	(20)	519,543.44	111,424	512,028	14,525	2.80	2.33	0.47	0.00
375.20	STRUCTURES AND IMPROVEMENTS - OTHER DISTRIBUTION	42-L1.5	(20)	765,267.96	343,957	574,365	19,387	2.53	2.11	0.42	0.00
376.00	MAINS	67-R2.5	(40)	442,003,247.16	148,477,919	470,326,627	9,187,459	2.08	1.48	0.64	(0.04)
378.00	MEASURING AND REGULATING STATION EQUIPMENT - GENERAL	43-S0	(20)	30,110,210.59	2,762,121	33,370,132	933,187	3.10	2.58	0.57	(0.05)
379.00	MEASURING AND REGULATING STATION EQUIPMENT - CITY GATE SERVICES	37-S0	(40)	13,718,185.39	1,493,198	17,712,262	595,084	4.34	3.10	1.30	(0.06)
380.00	SERVICES	46-S0	(55)	444,792,591.84	137,464,804	551,963,713	14,219,400	3.20	2.06	1.13	0.00
381.00	METERS	26-R2.5	(10)	63,414,835.92	14,102,785	55,653,535	3,393,899	5.35	4.87	0.58	(0.10)
383.00	HOUSE REGULATORS	31-S1.5	(10)	27,549,673.54	7,732,319	22,572,322	1,051,822	3.82	3.47	0.38	(0.03)
385.00	MEASURING AND REGULATING STATION EQUIPMENT	45-S1.5	(5)	1,181,462.74	221,414	1,019,122	28,420	2.41	2.29	0.11	0.00
387.00	OTHER EQUIPMENT	42-R2.5	0	51,112.34	30,889	20,223	847	1.66	1.66	0.00	0.00
TOTAL DISTRIBUTION PLANT				1,024,180,149.15	312,814,848	1,153,724,329	29,444,030	2.87			

LOUISVILLE GAS AND ELECTRIC
GAS PLANTTABLE 2. SUMMARY OF ESTIMATED SURVIVOR CURVES, NET SALVAGE, ORIGINAL COST, BOOK DEPRECIATION RESERVE AND
CALCULATED ANNUAL DEPRECIATION RATES BY COMPONENT AS OF MARCH 31, 2020

ACCOUNT (1)	SURVIVOR CURVE (2)	NET SALVAGE PERCENT (3)	ORIGINAL COST (4)	BOOK DEPRECIATION RESERVE (5)	FUTURE ACCRUALS (6)	CALCULATED ANNUAL		CAPITAL RECOVERY RATE (9)	COST OF REMOVAL RATE (10)	GROSS SALVAGE RATE (11)	
						ACCRUAL AMOUNT (7)	ACCRUAL RATE (8)=(7)/(4)				
GENERAL PLANT											
392.00	TRANSPORTATION EQUIPMENT - CARS AND LIGHT TRUCKS	10-S2	0	87,402.64	23,379	64,024	10,607	12.14	12.14	0.00	0.00
392.10	TRANSPORTATION EQUIPMENT - HEAVY TRUCKS AND OTHER	11-L3	0	1,286,045.28	656,301	629,744	117,707	9.15	9.15	0.00	0.00
392.20	TRANSPORTATION EQUIPMENT - TRAILERS	17-S2	0	719,020.36	225,924	493,096	47,958	6.67	6.67	0.00	0.00
394.00	TOOLS, SHOP, AND GARAGE EQUIPMENT	25-SQ	0	8,043,540.41	2,970,088	5,073,452	309,504	3.85	3.85	0.00	0.00
396.10	POWER OPERATED EQUIPMENT - HOURLY RATED	15-L2.5	0	4,437,049.60	2,078,339	2,358,711	215,526	4.86	4.86	0.00	0.00
396.20	POWER OPERATED EQUIPMENT - OTHER	24-L1.5	0	426,114.76	142,519	283,596	13,914	3.27	3.27	0.00	0.00
TOTAL GENERAL PLANT				14,999,173.05	6,096,550	8,902,623	715,216	4.77			
TOTAL DEPRECIABLE PLANT				1,279,416,933.41	378,453,312	1,406,478,372	35,924,029	2.81			
NONDEPRECIABLE PLANT											
350.10	LAND			250,794.93							
374.12	LAND			60,478.68							
374.13	LAND			580,492.79							
TOTAL NONDEPRECIABLE PLANT				891,766.40							
TOTAL GAS PLANT				1,280,308,699.81	378,453,312	1,406,478,372	35,924,029				

From: [Daly, Karen](#)
To: [Wiseman, Sara](#)
Subject: Link to return files
Date: Friday, June 19, 2020 12:52:21 PM

Daly, Karen has requested a file from you and others.

To view and reply to this request to just the sender, [click here](#). Otherwise follow [this link](#) to include all recipients in your reply.

This link will expire on 7/19/2020 4:52:20 PM.

From: jspanos@GFNET.com
To: [Wiseman, Sara](#)
Subject: Re: Files
Date: Monday, June 29, 2020 2:28:26 PM

To: Karen.Daly@lge-ku.com, Sara.Wiseman@lge-ku.com

The following documents have been sent to you:

[KU-03220-Reserve Adjustments.xlsx](#) (180.18 KB)

[LGE - 032020 - Common - Reserve Adjustments.xlsx](#) (35.20 KB)

[LGE - 032020 - Electric - Reserve Adjustments.xlsx](#) (180.05 KB)

[LGE - 032020 - Gas - Reserve Adjustments.xlsx](#) (42.90 KB)

Click the [Workspace](#) Link to retrieve files.

This link will expire on 7/29/2020 6:26:27 PM

PLEASE NOTE

If you do not have an account or your account has expired, You will be prompted to create an account.

Once you create your account you will receive an email from ftp.support@lge-ku.com to verify your account.

If you do not receive this email, please contact your IT Department and have them whitelist ftp.support@lge-ku.com or the LG&E Domain (@lge-ku.com)

here are the 4 reserve adjustment schedules. please note for electric the reserve adjustments for the retired plants assume some COR costs were to be incurred in April

KENTUCKY UTILITIES

RESERVE ADJUSTMENTS
AS OF MARCH 31, 2020

ACCOUNT		RECLASSIFIED	APRIL 2020	ASH POND
(1)		RESERVE	RETIRED PLANT	RESERVE
		(2)	RESERVE	ADJUSTMENTS
			ADJUSTMENTS	(4)
			(3)	
DEPRECIABLE PLANT				
INTANGIBLE PLANT				
302.00	FRANCHISES AND CONSENTS	0	0	0
303.00	MISCELLANEOUS INTANGIBLE PLANT	0	0	0
303.10	CCS SOFTWARE	0	0	0
TOTAL INTANGIBLE PLANT		0	0	0
STEAM PRODUCTION PLANT				
311.00	STRUCTURES AND IMPROVEMENTS			
	TRIMBLE COUNTY UNIT 2	(56,386)	0	0
	TRIMBLE COUNTY UNIT 2 SCRUBBER	0	0	0
	TRIMBLE COUNTY TRAINING CENTER	0	0	0
	SYSTEM LABORATORY	0	0	0
	BROWN UNIT 1	(40,155)	0	0
	BROWN UNIT 2	(26,554)	0	0
	BROWN UNIT 3	0	0	0
	BROWN UNIT 1, 2 AND 3 SCRUBBER	66,709	0	0
	GHENT UNIT 1 SCRUBBER	0	0	0
	GHENT UNIT 1	(8,382)	0	0
	GHENT UNIT 2	(4,211)	0	0
	GHENT UNIT 3	(232,561)	0	0
	GHENT UNIT 4	(51,453)	0	0
	GHENT UNIT 2 SCRUBBER	(48,044)	0	0
TOTAL ACCOUNT 311 - STRUCTURES AND IMPROVEMENTS		(401,037)	0	0
311.20	STRUCTURES AND IMPROVEMENTS - RETIRED PLANT			
	TYRONE UNIT 3	51,445	2,627,078	0
	TYRONE UNITS 1 AND 2	8,373	427,605	0
	GREEN RIVER UNIT 3	56,392	285,266	0
	GREEN RIVER UNIT 4	232,576	1,176,524	0
	GREEN RIVER UNITS 1 AND 2	48,045	243,042	0
	PINEVILLE UNIT 3	4,206	1,645,551	0
TOTAL ACCOUNT 311.2 - STRUCTURES AND IMPROVEMENTS - RETIRED PLANT		401,037	6,405,066	0
312.00	BOILER PLANT EQUIPMENT			
	TRIMBLE COUNTY UNIT 2	0	0	(1,856,280)
	TRIMBLE COUNTY UNIT 2 SCRUBBER	0	0	(1,509,500)
	BROWN UNIT 1	(90,417)	0	0
	BROWN UNIT 2	(76,296)	0	0
	BROWN UNIT 3	90,417	0	(7,482,081)
	BROWN UNIT 1, 2 AND 3 SCRUBBER	76,296	0	(5,870,189)
	GHENT UNIT 1 SCRUBBER	39,223	0	0
	GHENT UNIT 1	0	0	(21,107)
	GHENT UNIT 2	0	0	0
	GHENT UNIT 3	0	0	0
	GHENT UNIT 4	0	0	(5,688,532)
	GHENT UNIT 2 SCRUBBER	0	0	0
	GHENT UNIT 3 SCRUBBER	0	0	0
	GHENT UNIT 4 SCRUBBER	0	0	(6,790,900)
TOTAL ACCOUNT 312 - BOILER PLANT EQUIPMENT		39,223	0	(29,218,589)
312.10	BOILER PLANT EQUIPMENT - ASH PONDS			
	TRIMBLE COUNTY UNIT 2 BOTTOM ASH POND	0	0	(338,635)
	TRIMBLE COUNTY UNIT 2 GYPSUM ASH POND	0	0	3,704,415
	BROWN UNIT 1 ASH POND	0	0	659,589
	BROWN UNIT 2 ASH POND	0	0	0
	BROWN UNIT 3 ASH POND	0	0	12,692,681
	GHENT UNIT 1 SCRUBBER ASH POND	(39,223)	0	0
	GHENT UNIT 1 ASH POND	0	0	21,107
	GHENT UNIT 4 ASH POND	0	0	12,479,432
	GHENT UNIT 2 SCRUBBER ASH POND	0	0	0
	TYRONE UNIT 3 - ASH POND	0	0	0
	GREEN RIVER UNIT 3 - ASH POND	0	0	0
	PINEVILLE UNIT 3 - ASH POND	0	0	0
TOTAL ACCOUNT 312.1 - BOILER PLANT EQUIPMENT - ASH PONDS		(39,223)	0	29,218,589

KENTUCKY UTILITIES

RESERVE ADJUSTMENTS
AS OF MARCH 31, 2020

ACCOUNT		RECLASSIFIED	APRIL 2020	ASH POND
(1)		RESERVE	RETIRED PLANT	RESERVE
		(2)	RESERVE	ADJUSTMENTS
			ADJUSTMENTS	(4)
			(3)	
314.00	TURBOGENERATOR UNITS			
	TRIMBLE COUNTY UNIT 2	0	0	0
	BROWN UNIT 1	(4,077)	0	0
	BROWN UNIT 2	(5,533)	0	0
	BROWN UNIT 3	9,610	0	0
	GHENT UNIT 1	0	0	0
	GHENT UNIT 2	0	0	0
	GHENT UNIT 3	0	0	0
	GHENT UNIT 4	0	0	0
	<i>TOTAL ACCOUNT 314 - TURBOGENERATOR UNITS</i>	0	0	0
315.00	ACCESSORY ELECTRIC EQUIPMENT			
	TRIMBLE COUNTY UNIT 2	0	0	0
	TRIMBLE COUNTY UNIT 2 SCRUBBER	0	0	0
	BROWN UNIT 1	183,701	0	0
	BROWN UNIT 2	(8,604)	0	0
	BROWN UNIT 3	(175,097)	0	0
	BROWN UNIT 1, 2 AND 3 SCRUBBER	0	0	0
	GHENT UNIT 1 SCRUBBER	0	0	0
	GHENT UNIT 1	0	0	0
	GHENT UNIT 2	0	0	0
	GHENT UNIT 3	0	0	0
	GHENT UNIT 4	0	0	0
	GHENT UNIT 2 SCRUBBER	0	0	0
	GHENT UNIT 3 SCRUBBER	0	0	0
	GHENT UNIT 4 SCRUBBER	0	0	0
	<i>TOTAL ACCOUNT 315 - ACCESSORY ELECTRIC EQUIPMENT</i>	0	0	0
316.00	MISCELLANEOUS PLANT EQUIPMENT			
	TRIMBLE COUNTY UNIT 2	0	0	0
	SYSTEM LABORATORY	0	0	0
	BROWN UNIT 1	(946)	0	0
	BROWN UNIT 2	(665)	0	0
	BROWN UNIT 3	1,611	0	0
	GHENT UNIT 1 SCRUBBER	0	0	0
	GHENT UNIT 1	0	0	0
	GHENT UNIT 2	0	0	0
	GHENT UNIT 3	0	0	0
	GHENT UNIT 4	0	0	0
	<i>TOTAL ACCOUNT 316 - MISCELLANEOUS PLANT EQUIPMENT</i>	0	0	0
	TOTAL STEAM PRODUCTION PLANT	0	6,405,066	0
	HYDROELECTRIC PRODUCTION PLANT			
330.10	LAND RIGHTS			
	DIX DAM	(56,697)	0	0
	<i>TOTAL ACCOUNT 330.1 - LAND RIGHTS</i>	(56,697)	0	0
331.00	STRUCTURES AND IMPROVEMENTS			
	DIX DAM	56,697	0	0
	<i>TOTAL ACCOUNT 331 - STRUCTURES AND IMPROVEMENTS</i>	56,697	0	0
332.00	RESERVOIRS, DAMS & WATERWAY			
	DIX DAM	0	0	0
	<i>TOTAL ACCOUNT 332 - RESERVOIRS, DAMS & WATERWAYS</i>	0	0	0
333.00	WATER WHEELS, TURBINES & GENERATORS			
	DIX DAM	0	0	0
	<i>TOTAL ACCOUNT 333 - WATER WHEELS, TURBINES & GENERATORS</i>	0	0	0
334.00	ACCESSORY ELECTRIC EQUIPMENT			
	DIX DAM	0	0	0
	<i>TOTAL ACCOUNT 334 - ACCESSORY ELECTRIC EQUIPMENT</i>	0	0	0

KENTUCKY UTILITIES

RESERVE ADJUSTMENTS
AS OF MARCH 31, 2020

ACCOUNT		RECLASSIFIED	APRIL 2020	ASH POND
(1)		RESERVE	RETIRED PLANT	RESERVE
		(2)	ADJUSTMENTS	ADJUSTMENTS
			(3)	(4)
335.00	MISCELLANEOUS POWER PLANT EQUIPMENT DIX DAM	0	0	0
	<i>TOTAL ACCOUNT 335 - MISCELLANEOUS POWER PLANT EQUIPMENT</i>	0	0	0
336.00	ROADS, RAILROADS & BRIDGES DIX DAM	0	0	0
	<i>TOTAL ACCOUNT 336 - ROADS, RAILROADS & BRIDGES</i>	0	0	0
	TOTAL HYDROELECTRIC PRODUCTION PLANT	0	0	0
OTHER PRODUCTION PLANT				
340.10	LAND RIGHTS BROWN CT GAS PIPELINE	0	0	0
	<i>TOTAL ACCOUNT 340.1 - LAND AND LAND RIGHTS</i>			
341.00	STRUCTURES AND IMPROVEMENTS			
	CANE RUN CC 7	0	0	0
	TRIMBLE COUNTY CT 5	0	0	0
	TRIMBLE COUNTY CT 6	0	0	0
	TRIMBLE COUNTY CT 7	0	0	0
	TRIMBLE COUNTY CT 8	0	0	0
	TRIMBLE COUNTY CT 9	0	0	0
	TRIMBLE COUNTY CT 10	0	0	0
	BROWN CT 5	0	0	0
	BROWN CT 6	0	0	0
	BROWN CT 7	0	0	0
	BROWN CT 8	0	0	0
	BROWN CT 9	0	0	0
	BROWN CT 10	0	0	0
	BROWN CT 11	0	0	0
	BROWN SOLAR	0	0	0
	HAEFLING UNITS 1, 2 AND 3	0	0	0
	PADDY'S RUN GENERATOR 13	0	0	0
	SIMPSONVILLE SOLAR	0	0	0
	<i>TOTAL ACCOUNT 341 - STRUCTURES AND IMPROVEMENTS</i>	0	0	0
342.00	FUEL HOLDERS, PRODUCERS AND ACCESSORIES			
	CANE RUN CC 7	0	0	0
	CANE RUN GAS PIPELINE	0	0	0
	PADDY'S RUN CT PIPELINE	0	0	0
	TRIMBLE COUNTY CT 5	0	0	0
	TRIMBLE COUNTY CT 6	0	0	0
	TRIMBLE COUNTY CT PIPELINE	0	0	0
	TRIMBLE COUNTY CT 7	0	0	0
	TRIMBLE COUNTY CT 8	0	0	0
	TRIMBLE COUNTY CT 9	0	0	0
	TRIMBLE COUNTY CT 10	0	0	0
	BROWN CT 5	0	0	0
	BROWN CT 6	0	0	0
	BROWN CT 7	0	0	0
	BROWN CT 8	0	0	0
	BROWN CT 9	0	0	0
	BROWN CT 10	0	0	0
	BROWN CT 11	0	0	0
	BROWN CT GAS PIPELINE	0	0	0
	HAEFLING UNITS 1, 2 AND 3	0	0	0
	PADDY'S RUN GENERATOR 13	0	0	0
	<i>TOTAL ACCOUNT 342 - FUEL HOLDERS, PRODUCERS AND ACCESSORIES</i>	0	0	0
343.00	PRIME MOVERS			
	CANE RUN CC 7	0	0	0
	TRIMBLE COUNTY CT 5	0	0	0
	TRIMBLE COUNTY CT 6	0	0	0
	TRIMBLE COUNTY CT 7	0	0	0
	TRIMBLE COUNTY CT 8	0	0	0
	TRIMBLE COUNTY CT 9	0	0	0
	TRIMBLE COUNTY CT 10	0	0	0

KENTUCKY UTILITIES

RESERVE ADJUSTMENTS
AS OF MARCH 31, 2020

	ACCOUNT (1)	RECLASSIFIED RESERVE (2)	APRIL 2020 RETIRED PLANT RESERVE ADJUSTMENTS (3)	ASH POND RESERVE ADJUSTMENTS (4)
	BROWN CT 5	0	0	0
	BROWN CT 6	0	0	0
	BROWN CT 7	0	0	0
	BROWN CT 8	0	0	0
	BROWN CT 9	0	0	0
	BROWN CT 10	0	0	0
	BROWN CT 11	0	0	0
	PADDY'S RUN GENERATOR 13	0	0	0
	<i>TOTAL ACCOUNT 343 - PRIME MOVERS</i>	0	0	0
344.00	GENERATORS			
	CANE RUN CC 7	0	0	0
	TRIMBLE COUNTY CT 5	0	0	0
	TRIMBLE COUNTY CT 6	0	0	0
	TRIMBLE COUNTY CT 7	0	0	0
	TRIMBLE COUNTY CT 8	0	0	0
	TRIMBLE COUNTY CT 9	0	0	0
	TRIMBLE COUNTY CT 10	0	0	0
	BROWN CT 5	0	0	0
	BROWN CT 6	0	0	0
	BROWN CT 7	0	0	0
	BROWN CT 8	0	0	0
	BROWN CT 9	0	0	0
	BROWN CT 10	0	0	0
	BROWN CT 11	0	0	0
	BROWN SOLAR	0	0	0
	HAEFLING UNITS 1, 2 AND 3	0	0	0
	PADDY'S RUN GENERATOR 13	0	0	0
	SIMPSONVILLE SOLAR	0	0	0
	OTHER SOLAR	0	0	0
	<i>TOTAL ACCOUNT 344 - GENERATORS</i>	0	0	0
345.00	ACCESSORY ELECTRIC EQUIPMENT			
	CANE RUN CC 7	0	0	0
	TRIMBLE COUNTY CT 5	0	0	0
	TRIMBLE COUNTY CT 6	0	0	0
	TRIMBLE COUNTY CT 7	0	0	0
	TRIMBLE COUNTY CT 8	0	0	0
	TRIMBLE COUNTY CT 9	0	0	0
	TRIMBLE COUNTY CT 10	0	0	0
	BROWN CT 5	0	0	0
	BROWN CT 6	0	0	0
	BROWN CT 7	0	0	0
	BROWN CT 8	0	0	0
	BROWN CT 9	0	0	0
	BROWN CT 10	0	0	0
	BROWN CT 11	0	0	0
	BROWN SOLAR	0	0	0
	HAEFLING UNITS 1, 2 AND 3	0	0	0
	PADDY'S RUN GENERATOR 13	0	0	0
	OTHER SOLAR	0	0	0
	<i>TOTAL ACCOUNT 345 - ACCESSORY ELECTRIC EQUIPMENT</i>	0	0	0
346.00	MISCELLANEOUS PLANT EQUIPMENT			
	CANE RUN CC 7	0	0	0
	TRIMBLE COUNTY CT 5	0	0	0
	TRIMBLE COUNTY CT 7	0	0	0
	TRIMBLE COUNTY CT 8	0	0	0
	TRIMBLE COUNTY CT 9	0	0	0
	TRIMBLE COUNTY CT 10	0	0	0
	BROWN CT 5	0	0	0
	BROWN CT 6	0	0	0
	BROWN CT 7	0	0	0
	BROWN CT 8	0	0	0
	BROWN CT 9	0	0	0
	BROWN CT 10	0	0	0
	BROWN CT 11	0	0	0

KENTUCKY UTILITIES

RESERVE ADJUSTMENTS
AS OF MARCH 31, 2020

ACCOUNT (1)	RECLASSIFIED RESERVE (2)	APRIL 2020 RETIRED PLANT RESERVE ADJUSTMENTS (3)	ASH POND RESERVE ADJUSTMENTS (4)
BROWN SOLAR	0	0	0
HAEFLING UNITS 1, 2 AND 3	0	0	0
PADDY'S RUN GENERATOR 13	0	0	0
<i>TOTAL ACCOUNT 346 - MISCELLANEOUS PLANT EQUIPMENT</i>	<u>0</u>	<u>0</u>	<u>0</u>
TOTAL OTHER PRODUCTION PLANT	0	0	0
TRANSMISSION PLANT			
350.10 LAND AND LAND RIGHTS	0	0	0
352.10 STRUCTURES & IMPROVEMENTS - NON SYS CONTROL/COM	(44,629)	0	0
352.20 STRUCTURES & IMPROVEMENTS - SYS CONTROL/COM	44,629	0	0
353.10 STATION EQUIPMENT - NON SYS CONTROL/COM	1,624,050	0	0
353.20 STATION EQUIPMENT - SYS CONTROL/COM	(1,624,050)	0	0
354.00 TOWERS AND FIXTURES	0	0	0
355.00 POLES AND FIXTURES	0	0	0
356.00 OVERHEAD CONDUCTORS AND DEVICES	0	0	0
357.00 UNDERGROUND CONDUIT	0	0	0
358.00 UNDERGROUND CONDUCTORS AND DEVICES	0	0	0
TOTAL TRANSMISSION PLANT	0	0	0
DISTRIBUTION PLANT			
360.10 LAND AND LAND RIGHTS	0	0	0
361.00 STRUCTURES AND IMPROVEMENTS	0	0	0
362.00 STATION EQUIPMENT	0	0	0
364.00 POLES, TOWERS, AND FIXTURES	0	0	0
365.00 OVERHEAD CONDUCTORS AND DEVICES	0	0	0
366.00 UNDERGROUND CONDUIT	0	0	0
367.00 UNDERGROUND CONDUCTORS AND DEVICES	0	0	0
368.00 LINE TRANSFORMERS	0	0	0
369.00 SERVICES	0	0	0
370.00 METERS	0	0	0
370.01 METERS - AMS	0	0	0
370.11 METERS - AMI	0	0	0
370.20 METERS - CT AND PT	0	0	0
371.00 INSTALLATIONS ON CUSTOMERS' PREMISES	(76)	0	0
371.01 INSTALLATIONS ON CUSTOMERS' PREMISES - EV CHARGING STATIONS	76	0	0
373.00 STREET LIGHTING AND SIGNAL SYSTEMS	0	0	0
TOTAL DISTRIBUTION PLANT	0	0	0
GENERAL PLANT			
390.10 STRUCTURES AND IMPROVEMENTS - TO OWNED PROPERTY	0	0	0
390.20 STRUCTURES AND IMPROVEMENTS - LEASEHOLDS	0	0	0
391.10 OFFICE FURNITURE AND EQUIPMENT	0	0	0
391.20 NON PC COMPUTER EQUIPMENT	0	0	0
391.31 PERSONAL COMPUTERS	0	0	0
392.00 TRANSPORTATION EQUIPMENT - CARS AND LIGHT TRUCKS	0	0	0
392.10 TRANSPORTATION EQUIPMENT - HEAVY TRUCKS AND OTHER	0	0	0
393.00 STORES EQUIPMENT	0	0	0
394.00 TOOLS, SHOP AND GARAGE EQUIPMENT	0	0	0
396.10 POWER OPERATED EQUIPMENT - LARGE MACHINERY	0	0	0
396.20 POWER OPERATED EQUIPMENT - OTHER	0	0	0
397.00 COMMUNICATION EQUIPMENT - MICROWAVE, FIBER AND OTHER	0	0	0
397.10 COMMUNICATION EQUIPMENT - RADIO AND TELEPHONE	0	0	0
397.20 COMMUNICATION EQUIPMENT - DSM	0	0	0
TOTAL GENERAL PLANT	0	0	0
TOTAL DEPRECIABLE PLANT	0	6,405,066	0
NONDEPRECIABLE PLANT			
301.00 ORGANIZATION	0	0	0
310.20 LAND	0	0	0
317.07 ARO STEAM PRODUCTION- EQUIPMENT	0	0	0
317.08 ARO STEAM PRODUCTION - CCR	0	0	0

KENTUCKY UTILITIES

RESERVE ADJUSTMENTS
AS OF MARCH 31, 2020

ACCOUNT		RECLASSIFIED RESERVE	APRIL 2020 RETIRED PLANT RESERVE ADJUSTMENTS	ASH POND RESERVE ADJUSTMENTS
(1)		(2)	(3)	(4)
337.07	ARO HYDRAULIC PRODUCTION	0	0	0
340.20	LAND	0	0	0
347.07	ARO OTHER PRODUCTION	0	0	0
350.20	LAND	0	0	0
359.15	ARO TRANSMISSION (L/B)	0	0	0
359.17	ARO TRANSMISSION (EQUIPMENT)	0	0	0
360.20	LAND	0	0	0
374.05	ARO DISTRIBUTION (L/B)	0	0	0
374.07	ARO DISTRIBUTION (EQUIPMENT)	0	0	0
389.20	LAND	0	0	0
TOTAL NONDEPRECIABLE PLANT		0	0	0
TOTAL ELECTRIC PLANT		0	6,405,066	0

**LOUISVILLE GAS AND ELECTRIC
COMMON PLANT**

**RESERVE ADJUSTMENTS
AS OF MARCH 31, 2020**

ACCOUNT (1)	RECLASSIFIED RESERVE (2)	
DEPRECIABLE PLANT		
INTANGIBLE PLANT		
303.00	COMPUTER SOFTWARE	1,150,300
303.10	CCS SOFTWARE	(1,150,300)
TOTAL INTANGIBLE PLANT		0
GENERAL PLANT		
STRUCTURES AND IMPROVEMENTS		
390.10	GENERAL OFFICE	0
390.20	TRANSPORTATION	284,600
390.30	STORES	(284,600)
390.40	SHOPS	0
390.60	MICROWAVE	0
OFFICE FURNITURE AND EQUIPMENT		
391.10	FURNITURE	0
391.20	EQUIPMENT	0
391.30	COMPUTER EQUIPMENT	180,740
391.31	PERSONAL COMPUTER	0
391.40	SECURITY EQUIPMENT	(180,740)
392.00	TRANSPORTATION EQUIPMENT - CARS AND LIGHT TRUCKS	0
392.10	TRANSPORTATION EQUIPMENT - HEAVY TRUCKS AND OTHER	0
392.20	TRANSPORTATION EQUIPMENT - TRAILERS	0
393.00	STORES EQUIPMENT	0
394.00	TOOLS, SHOP AND GARAGE EQUIPMENT	0
396.10	POWER OPERATED EQUIPMENT - LARGE MACHINERY	0
396.20	POWER OPERATED EQUIPMENT - OTHER	0
397.00	COMMUNICATION EQUIPMENT - MICROWAVE, FIBER AND OTHER	0
397.10	COMMUNICATION EQUIPMENT - RADIO AND TELEPHONE	0
TOTAL GENERAL PLANT		0
TOTAL DEPRECIABLE PLANT		0

LOUISVILLE GAS AND ELECTRIC
COMMON PLANTRESERVE ADJUSTMENTS
AS OF MARCH 31, 2020

<u>ACCOUNT</u>		<u>RECLASSIFIED</u>
(1)		<u>RESERVE</u>
		(2)
NONDEPRECIABLE PLANT		
301.00	ORGANIZATION	0
389.10	LAND	0
TOTAL NONDEPRECIABLE PLANT		0
TOTAL COMMON PLANT		0

LOUISVILLE GAS AND ELECTRIC
ELECTRIC PLANTRESERVE ADJUSTMENTS
AS OF MARCH 31, 2020

	ACCOUNT (1)	RECLASSIFIED RESERVE (2)	APRIL 2020 RETIRED PLANT RESERVE ADJUSTMENTS (3)	ASH POND RESERVE ADJUSTMENTS (4)
DEPRECIABLE PLANT				
STEAM PRODUCTION PLANT				
311.00	STRUCTURES AND IMPROVEMENTS			
	RIVERPORT DISTRIBUTION CENTER	0	0	0
	MILL CREEK UNIT 1	16,845	0	0
	MILL CREEK-SO2 UNIT 1	(16,845)	0	0
	MILL CREEK UNIT 2	32,996	0	0
	MILL CREEK-SO2 UNIT 2	(32,996)	0	0
	MILL CREEK UNIT 3	82,294	0	0
	MILL CREEK SO2 UNIT 3	(82,294)	0	0
	MILL CREEK UNIT 4	(295,939)	0	0
	MILL CREEK-SO2 UNIT 4	0	0	0
	TRIMBLE COUNTY UNIT 1	(591,966)	0	0
	TRIMBLE COUNTY SO2 UNIT 1	0	0	0
	TRIMBLE COUNTY UNIT 2	0	0	0
	TRIMBLE COUNTY SO2 UNIT 2	0	0	0
	TRIMBLE COUNTY TRAINING CENTER	0	0	0
	TOTAL ACCOUNT 311 - STRUCTURES AND IMPROVEMENTS	(887,905)	0	0
311.20	STRUCTURES AND IMPROVEMENTS - RETIRED PLANT			
	CANE RUN UNIT 1	6,588	16,846	0
	CANE RUN UNIT 2	37	96	0
	CANE RUN UNIT 3	25	64	0
	CANE RUN UNIT 4	49	126	0
	CANE RUN-SO2 UNIT 4	1,756	4,491	0
	CANE RUN UNIT 5 AND SO2 UNIT 5	20,444	52,268	0
	CANE RUN UNIT 6 AND SO2 UNIT 6	859,006	2,275,627	0
	TOTAL ACCOUNT 311.2 - STRUCTURES AND IMPROVEMENTS - RETIRED PLANT	887,905	2,349,518	0
312.00	BOILER PLANT EQUIPMENT			
	MILL CREEK UNIT 1	0	0	(23,665)
	MILL CREEK-SO2 UNIT 1	0	0	(130,400)
	MILL CREEK UNIT 2	0	0	0
	MILL CREEK-SO2 UNIT 2	0	0	0
	MILL CREEK UNIT 3	0	0	0
	MILL CREEK-SO2 UNIT 3	(625,489)	0	0
	MILL CREEK UNIT 4	0	0	0
	MILL CREEK-SO2 UNIT 4	0	0	0
	TRIMBLE COUNTY UNIT 1	0	0	(2,542,653)
	TRIMBLE COUNTY SO2 UNIT 1	0	0	0
	TRIMBLE COUNTY UNIT 2	0	0	(4,047,270)
	TRIMBLE COUNTY SO2 UNIT 2	0	0	0
	TOTAL ACCOUNT 312 - BOILER PLANT EQUIPMENT	(625,489)	0	(6,743,988)
312.10	BOILER PLANT EQUIPMENT - ASH PONDS			
	MILL CREEK UNIT 1 ASH POND	0	0	154,065
	MILL CREEK UNIT 3 ASH POND	625,489	0	0
	TRIMBLE COUNTY UNIT 1 ASH POND	0	0	2,542,653
	TRIMBLE COUNTY UNIT 2 ASH POND	0	0	4,047,270
	TOTAL ACCOUNT 312.1 - BOILER PLANT EQUIPMENT - ASH PONDS	625,489	0	6,743,988
314.00	TURBOGENERATOR UNITS			
	MILL CREEK UNIT 1	0	0	0
	MILL CREEK UNIT 2	0	0	0
	MILL CREEK UNIT 3	0	0	0
	MILL CREEK UNIT 4	0	0	0
	TRIMBLE COUNTY UNIT 1	0	0	0
	TRIMBLE COUNTY UNIT 2	0	0	0
	TOTAL ACCOUNT 314 - TURBOGENERATOR UNITS	0	0	0

LOUISVILLE GAS AND ELECTRIC
ELECTRIC PLANTRESERVE ADJUSTMENTS
AS OF MARCH 31, 2020

	ACCOUNT (1)	RECLASSIFIED RESERVE (2)	APRIL 2020 RETIRED PLANT RESERVE ADJUSTMENTS (3)	ASH POND RESERVE ADJUSTMENTS (4)
315.00	ACCESSORY ELECTRIC EQUIPMENT			
	MILL CREEK UNIT 1	(78,070)	0	0
	MILL CREEK-SO2 UNIT 1	78,070	0	0
	MILL CREEK UNIT 2	0	0	0
	MILL CREEK-SO2 UNIT 2	0	0	0
	MILL CREEK UNIT 3	202,680	0	0
	MILL CREEK-SO2 UNIT 3	(202,680)	0	0
	MILL CREEK UNIT 4	0	0	0
	MILL CREEK-SO2 UNIT 4	0	0	0
	TRIMBLE COUNTY UNIT 1	0	0	0
	TRIMBLE COUNTY SO2 UNIT 1	0	0	0
	TRIMBLE COUNTY UNIT 2	0	0	0
	<i>TOTAL ACCOUNT 315 - ACCESSORY ELECTRIC EQUIPMENT</i>	0	0	0
316.00	MISCELLANEOUS PLANT EQUIPMENT			
	RIVERPORT DISTRIBUTION CENTER	0	0	0
	MILL CREEK UNIT 1	(27,460)	0	0
	MILL CREEK UNIT 2	27,460	0	0
	MILL CREEK UNIT 3	0	0	0
	MILL CREEK UNIT 4	34,900	0	0
	MILL CREEK-SO2 UNIT 4	(34,900)	0	0
	TRIMBLE COUNTY UNIT 1	0	0	0
	TRIMBLE COUNTY UNIT 2	0	0	0
	<i>TOTAL ACCOUNT 316 - MISCELLANEOUS PLANT EQUIPMENT</i>	0	0	0
	TOTAL STEAM PRODUCTION PLANT	0	2,349,518	0
	HYDROELECTRIC PRODUCTION PLANT			
331.00	STRUCTURES AND IMPROVEMENTS			
	OHIO FALLS - NON-PROJECT	47,500	0	0
	OHIO FALLS - PROJECT 289	(47,500)	0	0
	<i>TOTAL ACCOUNT 331 - STRUCTURES AND IMPROVEMENTS</i>	0	0	0
332.00	RESERVOIRS, DAMS & WATERWAY			
	OHIO FALLS - PROJECT 289	0	0	0
	<i>TOTAL ACCOUNT 332 - RESERVOIRS, DAMS & WATERWAY</i>	0	0	0
333.00	WATER WHEELS, TURBINES & GENERATORS			
	OHIO FALLS - PROJECT 289	(2,553,800)	0	0
	<i>TOTAL ACCOUNT 333 - WATER WHEELS, TURBINES & GENERATORS</i>	(2,553,800)	0	0
334.00	ACCESSORY ELECTRIC EQUIPMENT			
	OHIO FALLS - PROJECT 289	2,553,800	0	0
	<i>TOTAL ACCOUNT 334 - ACCESSORY ELECTRIC EQUIPMENT</i>	2,553,800	0	0
335.00	MISCELLANEOUS PLANT EQUIPMENT			
	OHIO FALLS - NON-PROJECT	43,550	0	0
	OHIO FALLS - PROJECT 289	(47,878)	0	0
	<i>TOTAL ACCOUNT 335 - MISCELLANEOUS PLANT EQUIPMENT</i>	(4,328)	0	0
336.00	ROADS, RAILROADS & BRIDGES			
	OHIO FALLS - NON-PROJECT	(872)	0	0
	OHIO FALLS - PROJECT 289	5,200	0	0
	<i>TOTAL ACCOUNT 336 - ROADS, RAILROADS & BRIDGES</i>	4,328	0	0
	TOTAL HYDROELECTRIC PRODUCTION PLANT	0	0	0

LOUISVILLE GAS AND ELECTRIC
ELECTRIC PLANTRESERVE ADJUSTMENTS
AS OF MARCH 31, 2020

ACCOUNT (1)	RECLASSIFIED RESERVE (2)	APRIL 2020 RETIRED PLANT RESERVE ADJUSTMENTS (3)	ASH POND RESERVE ADJUSTMENTS (4)
OTHER PRODUCTION PLANT			
341.00			
STRUCTURES AND IMPROVEMENTS			
CANE RUN CC 7	12,563	0	0
ZORN AND RIVER ROAD GAS TURBINE	(1,045)	0	0
PADDY'S RUN GENERATOR 12	(6,230)	0	0
PADDY'S RUN GENERATOR 13	6,230	0	0
BROWN CT 5	0	0	0
BROWN CT 6	0	0	0
BROWN CT 7	0	0	0
BROWN SOLAR	0	0	0
TRIMBLE COUNTY CT 5	0	0	0
TRIMBLE COUNTY CT 6	0	0	0
TRIMBLE COUNTY CT 7	0	0	0
TRIMBLE COUNTY CT 8	0	0	0
TRIMBLE COUNTY CT 9	0	0	0
TRIMBLE COUNTY CT 10	0	0	0
SIMPSONVILLE SOLAR	0	0	0
<i>TOTAL ACCOUNT 341 - STRUCTURES AND IMPROVEMENTS</i>	11,518	0	0
341.20			
STRUCTURES AND IMPROVEMENTS - RETIRED PLANT			
CANE RUN GT 11	349,368	0	0
<i>TOTAL ACCOUNT 341.2 - STRUCTURES AND IMPROVEMENTS - RETIRED PLANT</i>	349,368	0	0
342.00			
FUEL HOLDERS, PRODUCERS AND ACCESSORIES			
CANE RUN GT 11	(73,029)	0	0
CANE RUN CC 7	0	0	0
CANE RUN GAS PIPELINE	0	0	0
ZORN AND RIVER ROAD GAS TURBINE	1,045	0	0
PADDY'S RUN GENERATOR 11	(1,452)	0	0
PADDY'S RUN GENERATOR 12	(1,626)	0	0
PADDY'S RUN GENERATOR 13	3,078	0	0
PADDY'S RUN CT PIPELINE	0	0	0
BROWN CT 5	0	0	0
BROWN CT 6	0	0	0
BROWN CT 7	0	0	0
TRIMBLE COUNTY CT 5	0	0	0
TRIMBLE COUNTY CT 6	0	0	0
TRIMBLE COUNTY CT PIPELINE	0	0	0
TRIMBLE COUNTY CT 7	0	0	0
TRIMBLE COUNTY CT 8	0	0	0
TRIMBLE COUNTY CT 9	0	0	0
TRIMBLE COUNTY CT 10	0	0	0
<i>TOTAL ACCOUNT 342 - FUEL HOLDERS, PRODUCERS AND ACCESSORIES</i>	(71,984)	0	0
343.00			
PRIME MOVERS			
CANE RUN CC 7	0	0	0
PADDY'S RUN GENERATOR 13	0	0	0
BROWN CT 5	0	0	0
BROWN CT 6	0	0	0
BROWN CT 7	0	0	0
TRIMBLE COUNTY CT 5	0	0	0
TRIMBLE COUNTY CT 6	0	0	0
TRIMBLE COUNTY CT 7	0	0	0
TRIMBLE COUNTY CT 8	0	0	0
TRIMBLE COUNTY CT 9	0	0	0
TRIMBLE COUNTY CT 10	0	0	0
<i>TOTAL ACCOUNT 343 - PRIME MOVERS</i>	0	0	0
344.00			
GENERATORS			
CANE RUN GT 11	(283,903)	0	0
CANE RUN CC 7	0	0	0
ZORN AND RIVER ROAD GAS TURBINE	0	0	0
PADDY'S RUN GENERATOR 11	(62,066)	0	0
PADDY'S RUN GENERATOR 12	62,066	0	0
PADDY'S RUN GENERATOR 13	0	0	0

LOUISVILLE GAS AND ELECTRIC
ELECTRIC PLANTRESERVE ADJUSTMENTS
AS OF MARCH 31, 2020

ACCOUNT (1)	RECLASSIFIED RESERVE (2)	APRIL 2020 RETIRED PLANT RESERVE ADJUSTMENTS (3)	ASH POND RESERVE ADJUSTMENTS (4)
BROWN CT 5	0	0	0
BROWN CT 6	0	0	0
BROWN CT 7	0	0	0
BROWN SOLAR	0	0	0
TRIMBLE COUNTY CT 5	0	0	0
TRIMBLE COUNTY CT 6	0	0	0
TRIMBLE COUNTY CT 7	0	0	0
TRIMBLE COUNTY CT 8	0	0	0
TRIMBLE COUNTY CT 9	0	0	0
TRIMBLE COUNTY CT 10	0	0	0
SIMPSONVILLE SOLAR	0	0	0
OTHER SOLAR	0	0	0
<i>TOTAL ACCOUNT 344 - GENERATORS</i>	<i>(283,903)</i>	<i>0</i>	<i>0</i>
345.00 ACCESSORY ELECTRIC EQUIPMENT			
CANE RUN GT 11	(4,999)	0	0
CANE RUN CC 7	0	0	0
ZORN AND RIVER ROAD GAS TURBINE	252	0	0
PADDY'S RUN GENERATOR 11	(43,597)	0	0
PADDY'S RUN GENERATOR 12	(153,121)	0	0
PADDY'S RUN GENERATOR 13	196,718	0	0
BROWN CT 5	0	0	0
BROWN CT 6	0	0	0
BROWN CT 7	0	0	0
BROWN SOLAR	0	0	0
TRIMBLE COUNTY CT 5	0	0	0
TRIMBLE COUNTY CT 6	0	0	0
TRIMBLE COUNTY CT 7	0	0	0
TRIMBLE COUNTY CT 8	0	0	0
TRIMBLE COUNTY CT 9	0	0	0
TRIMBLE COUNTY CT 10	0	0	0
OTHER SOLAR	0	0	0
<i>TOTAL ACCOUNT 345 - ACCESSORY ELECTRIC EQUIPMENT</i>	<i>(4,747)</i>	<i>0</i>	<i>0</i>
346.00 MISCELLANEOUS PLANT EQUIPMENT			
CANE RUN CC 7	0	0	0
ZORN AND RIVER ROAD GAS TURBINE	(252)	0	0
PADDY'S RUN GENERATOR 11	(3,020)	0	0
PADDY'S RUN GENERATOR 13	3,020	0	0
BROWN CT 5	0	0	0
BROWN CT 6	0	0	0
BROWN CT 7	0	0	0
BROWN SOLAR	0	0	0
TRIMBLE COUNTY CT 5	0	0	0
TRIMBLE COUNTY CT 7	0	0	0
TRIMBLE COUNTY CT 8	0	0	0
TRIMBLE COUNTY CT 9	0	0	0
TRIMBLE COUNTY CT 10	0	0	0
<i>TOTAL ACCOUNT 346 - MISCELLANEOUS PLANT EQUIPMENT</i>	<i>(252)</i>	<i>0</i>	<i>0</i>
TOTAL OTHER PRODUCTION PLANT	0	0	0
TRANSMISSION PLANT			
350.10 LAND AND LAND RIGHTS	0	0	0
352.10 STRUCTURES AND IMPROVEMENTS	0	0	0
353.10 STATION EQUIPMENT	0	0	0
354.00 TOWERS AND FIXTURES	0	0	0
355.00 POLES AND FIXTURES	0	0	0
356.00 OVERHEAD CONDUCTORS AND DEVICES	0	0	0
357.00 UNDERGROUND CONDUIT	0	0	0
358.00 UNDERGROUND CONDUCTORS AND DEVICES	0	0	0
TOTAL TRANSMISSION PLANT	0	0	0

LOUISVILLE GAS AND ELECTRIC
ELECTRIC PLANTRESERVE ADJUSTMENTS
AS OF MARCH 31, 2020

ACCOUNT (1)	RECLASSIFIED RESERVE (2)	APRIL 2020 RETIRED PLANT RESERVE ADJUSTMENTS (3)	ASH POND RESERVE ADJUSTMENTS (4)
DISTRIBUTION PLANT			
361.00	0	0	0
362.00	0	0	0
364.00	0	0	0
365.00	0	0	0
366.00	0	0	0
367.00	0	0	0
368.00	0	0	0
369.10	0	0	0
369.20	0	0	0
370.00	0	0	0
370.01	0	0	0
370.11	0	0	0
370.20	0	0	0
371.01	0	0	0
373.10	0	0	0
373.20	0	0	0
TOTAL DISTRIBUTION PLANT	0	0	0
GENERAL PLANT			
392.00	0	0	0
392.10	0	0	0
392.20	0	0	0
394.00	0	0	0
396.10	0	0	0
396.20	0	0	0
397.20	0	0	0
TOTAL GENERAL PLANT	0	0	0
TOTAL DEPRECIABLE PLANT	0	2,349,518	0
NONDEPRECIABLE PLANT			
301.00	0	0	0
310.20	0	0	0
310.25	0	0	0
310.26	0	0	0
317.07	0	0	0
317.08	0	0	0
330.20	0	0	0
337.07	0	0	0
340.20	0	0	0
347.05	0	0	0
347.07	0	0	0
350.20	0	0	0
359.15	0	0	0
359.17	0	0	0
360.20	0	0	0
374.05	0	0	0
374.07	0	0	0
TOTAL NONDEPRECIABLE PLANT	0	0	0
TOTAL ELECTRIC PLANT	0	2,349,518	0

**LOUISVILLE GAS AND ELECTRIC
GAS PLANT**

**RESERVE ADJUSTMENTS
AS OF MARCH 31, 2020**

ACCOUNT	RECLASSIFIED RESERVE
(1)	(2)
DEPRECIABLE PLANT	
INTANGIBLE PLANT	
302.00 FRANCHISES AND CONSENTS	0
TOTAL INTANGIBLE PLANT	0
PRODUCTION PLANT	
350.20 RIGHTS OF WAY	
351.20 COMPRESSOR STATION STRUCTURES	0
351.30 MEASURING AND REGULATING STATION STRUCTURES	0
351.40 OTHER STRUCTURES	0
352.10 STORAGE LEASEHOLDS AND RIGHTS	(21,349)
352.20 RESERVOIRS	(51,516)
352.30 NONRECOVERABLE NATURAL GAS	72,865
352.40 WELL DRILLING	0
352.50 WELL EQUIPMENT	0
353.00 LINES	0
354.00 COMPRESSOR STATION EQUIPMENT	0
355.00 MEASURING AND REGULATING EQUIPMENT	0
356.00 PURIFICATION EQUIPMENT	0
357.00 OTHER EQUIPMENT	0
TOTAL PRODUCTION PLANT	0
TRANSMISSION PLANT	
365.20 RIGHTS OF WAY	0
367.00 MAINS	0
TOTAL TRANSMISSION PLANT	0

**LOUISVILLE GAS AND ELECTRIC
GAS PLANT**

**RESERVE ADJUSTMENTS
AS OF MARCH 31, 2020**

ACCOUNT	RECLASSIFIED RESERVE
(1)	(2)
DISTRIBUTION PLANT	
374.22 OTHER DISTRIBUTION LAND RIGHTS	(3,422)
375.10 STRUCTURES AND IMPROVEMENTS - CITY GATE STATION	0
375.20 STRUCTURES AND IMPROVEMENTS - OTHER DISTRIBUTION	0
376.00 MAINS	3,422
378.00 MEASURING AND REGULATING STATION EQUIPMENT - GENERAL	0
379.00 MEASURING AND REGULATING STATION EQUIPMENT - CITY GATE	0
380.00 SERVICES	0
381.00 METERS	0
383.00 HOUSE REGULATORS	0
385.00 MEASURING AND REGULATING STATION EQUIPMENT	0
387.00 OTHER EQUIPMENT	0
TOTAL DISTRIBUTION PLANT	0
GENERAL PLANT	
392.00 TRANSPORTATION EQUIPMENT - CARS AND LIGHT TRUCKS	0
392.10 TRANSPORTATION EQUIPMENT - HEAVY TRUCKS AND OTHER	0
392.20 TRANSPORTATION EQUIPMENT - TRAILERS	0
394.00 TOOLS, SHOP, AND GARAGE EQUIPMENT	0
396.10 POWER OPERATED EQUIPMENT - HOURLY RATED	0
396.20 POWER OPERATED EQUIPMENT - OTHER	0
TOTAL GENERAL PLANT	0
TOTAL DEPRECIABLE PLANT	0
NONDEPRECIABLE PLANT	
350.10 LAND	0
374.12 LAND	0
374.13 LAND	0
TOTAL NONDEPRECIABLE PLANT	0
TOTAL GAS PLANT	0

From: jspanos@GFNET.com
To: [Wiseman, Sara](mailto:Wiseman_Sara)
Subject: Re: Files
Date: Wednesday, July 01, 2020 3:14:18 PM

To: Sara.Wiseman@lge-ku.com, Karen.Daly@lge-ku.com

The following documents have been sent to you:

[KU-03220-Reserve Adjustments By Component.xlsx](#) (196.50 KB)

[LGE - 032020 - Common - Reserve Adjustments By Component.xlsx](#) (36.00 KB)

[LGE - 032020 - Electric - Reserve Adjustments By Component.xlsx](#) (198.74 KB)

[LGE - 032020 - Gas - Reserve Adjustments By Component.xlsx](#) (44.26 KB)

Click the [Workspace](#) Link to retrieve files.

This link will expire on 8/1/2020 7:12:15 PM

PLEASE NOTE

If you do not have an account or your account has expired, You will be prompted to create an account.

Once you create your account you will receive an email from ftp.support@lge-ku.com to verify your account.

If you do not receive this email, please contact your IT Department and have them whitelist ftp.support@lge-ku.com or the LG&E Domain (@lge-ku.com)

here are the reserve adjustment schedules by component. there were a few amounts that we could not exactly segregate since we do not have your reserve by component but we feel this is pretty close

From: [Daly, Karen](#)
To: [Wiseman, Sara](#)
Subject: Q2 2020 Files
Date: Tuesday, July 14, 2020 1:16:52 PM

To: jspanos@GFNET.com, fjohnston@GFNET.com
CC: Sara.Wiseman@lge-ku.com

The following documents have been sent to you:

[2020 Activity File - Q2.xlsx](#) (69.30 KB)
[ku salvage & cor thru Q2 2020.xlsx](#) (128.57 KB)
[KU Plant Report June 2020.xlsx](#) (693.49 KB)
[lge salvage & cor thru Q2 2020.xlsx](#) (202.34 KB)
[LGE Plant Report June 2020.xlsx](#) (860.88 KB)

Click the [Workspace](#) Link to retrieve files.

This link will expire on 8/14/2020 5:16:51 PM

PLEASE NOTE

If you do not have an account or your account has expired, You will be prompted to create an account.

Once you create your account you will receive an email from ftp.support@lge-ku.com to verify your account.

If you do not receive this email, please contact your IT Department and have them whitelist ftp.support@lge-ku.com or the LG&E Domain (@lge-ku.com)

Attached are the files for Q2 2020

Account	Company	Location	Transactio	Vintage	Class Year	Total
130300	KU	9999	0	2015	2020	(371,505.44)
130300	KU	9999	7	2019	2020	(573,257.65)
130300	KU	9999	7	2020	2020	599,552.67
130300	KU	9999	9	2019	2020	568,799.70
130300	KU	9999	9	2020	2020	29,913.06
131020	KU	0321	7	2020	2020	16,393.71
131100	KU	0321	0	1990	2020	(52,872.10)
131100	KU	0321	7	2019	2020	(243,269.20)
131100	KU	0321	7	2020	2020	16,641.06
131100	KU	0321	9	2018	2020	132,281.27
131100	KU	0321	9	2019	2020	252,418.16
131100	KU	0330	7	2019	2020	(99,362.08)
131100	KU	0330	7	2020	2020	5,641.36
131100	KU	0330	9	2019	2020	99,362.08
131100	KU	5591	7	2020	2020	54,041.18
131100	KU	5603	0	1948	2020	(5,452.75)
131100	KU	5603	0	1954	2020	(15,744.56)
131100	KU	5603	0	1970	2020	(15,244.21)
131100	KU	5603	0	1977	2020	(44,035.22)
131100	KU	5603	0	1978	2020	(9,981.92)
131100	KU	5603	0	2001	2020	(40,902.28)
131100	KU	5603	0	2006	2020	(5,298.78)
131100	KU	5603	0	2007	2020	(30,081.22)
131100	KU	5603	0	2008	2020	(24,242.28)
131100	KU	5603	0	2013	2020	(6,150.84)
131100	KU	5614	0	1959	2020	(84,506.10)
131100	KU	5614	0	1986	2020	(53,124.49)
131100	KU	5614	0	1988	2020	(64,073.51)
131100	KU	5614	0	1995	2020	(77,320.10)
131100	KU	5614	0	1996	2020	(53,505.77)
131100	KU	5614	0	1997	2020	(98,051.42)
131100	KU	5614	0	2003	2020	(161,354.28)
131100	KU	5614	0	2004	2020	(126,575.13)
131100	KU	5614	0	2006	2020	(102,118.99)
131100	KU	5614	0	2008	2020	(79,664.81)
131100	KU	5614	0	2010	2020	(2,889.70)
131100	KU	5614	0	2011	2020	(334,326.12)
131100	KU	5614	0	2012	2020	(401,427.73)
131100	KU	5623	7	2019	2020	4,168.40
131100	KU	5643	0	2011	2020	(2,409.73)
131100	KU	5643	0	2012	2020	(18,619.98)
131100	KU	5651	0	1974	2020	(7,319.06)
131100	KU	5651	7	2019	2020	(66,504.54)
131100	KU	5651	7	2020	2020	280,690.22
131100	KU	5651	9	2019	2020	66,504.54
131100	KU	5652	7	2019	2020	(84,897.21)
131100	KU	5652	7	2020	2020	(70,031.92)
131100	KU	5652	9	2019	2020	84,897.21
131100	KU	5652	9	2020	2020	70,031.92
131100	KU	5653	0	1981	2020	(207,936.61)
131100	KU	5653	7	2019	2020	(25,527.32)
131100	KU	5653	7	2020	2020	661,913.40
131100	KU	5653	9	2019	2020	25,527.32
131100	KU	5654	7	2019	2020	(539,214.93)

131100 KU	5654	7	2020	2020	137,921.55
131100 KU	5654	9	2019	2020	539,434.12
131100 KU	5654	9	2020	2020	141,957.52
131100 KU	5603	0	1948	2020	5,452.75
131100 KU	5603	0	1978	2020	(5,452.76)
131100 KU	5603	0	1954	2020	15,744.56
131100 KU	5603	0	1978	2020	(15,744.56)
131100 KU	5603	0	1970	2020	15,244.21
131100 KU	5603	0	1989	2020	(15,244.21)
131100 KU	5603	0	1977	2020	15,273.00
131100 KU	5603	0	1989	2020	(15,273.00)
131100 KU	5603	0	2006	2020	5,298.78
131100 KU	5603	0	2007	2020	(5,298.78)
131100 KU	5603	0	2008	2020	14,393.80
131100 KU	5603	0	2009	2020	(14,393.80)
131100 KU	5614	0	1959	2020	84,506.10
131100 KU	5614	0	1982	2020	(1,307.19)
131100 KU	5614	0	1985	2020	(14,804.60)
131100 KU	5614	0	1986	2020	(24,954.87)
131100 KU	5614	0	1987	2020	(8,740.03)
131100 KU	5614	0	1988	2020	(18,125.00)
131100 KU	5614	0	1991	2020	(16,574.41)
131100 KU	5614	0	1996	2020	53,505.77
131100 KU	5614	0	1997	2020	(53,505.77)
131100 KU	5614	0	2003	2020	123,444.76
131100 KU	5614	0	2000	2020	(123,444.76)
131100 KU	5614	0	2004	2020	32,243.06
131100 KU	5614	0	2005	2020	(32,243.06)
131100 KU	5614	0	2006	2020	102,118.99
131100 KU	5614	0	2005	2020	(102,118.99)
131100 KU	5614	0	2008	2020	79,664.81
131100 KU	5614	0	2009	2020	(79,664.81)
131100 KU	5614	0	2012	2020	123,907.12
131100 KU	5614	0	2013	2020	(123,907.12)
131100 KU	5643	0	2012	2020	18,619.98
131100 KU	5643	0	2013	2020	(18,619.98)
131200 KU	0321	0	2011	2020	(308,848.49)
131200 KU	0321	7	2019	2020	(679,692.89)
131200 KU	0321	7	2020	2020	121,361.43
131200 KU	0321	9	2018	2020	447,461.42
131200 KU	0321	9	2019	2020	726,457.38
131200 KU	0321	9	2020	2020	30,538.42
131200 KU	0322	0	1990	2020	(31,535.95)
131200 KU	0322	9	2019	2020	52,599.85
131200 KU	5623	0	1972	2020	(155,106.58)
131200 KU	5623	0	2012	2020	(71,126.86)
131200 KU	5623	7	2019	2020	(2,966,236.06)
131200 KU	5623	7	2020	2020	25,056,693.66
131200 KU	5623	9	2019	2020	2,975,213.88
131200 KU	5630	7	2020	2020	35,229.53
131200 KU	5651	0	1975	2020	(55,749.34)
131200 KU	5651	0	1995	2020	(260,692.14)
131200 KU	5651	0	1996	2020	(109,634.00)
131200 KU	5651	0	2001	2020	(950,889.02)
131200 KU	5651	0	2002	2020	(232,118.41)

131200 KU	5651	0	2016	2020	(15,498.92)
131200 KU	5651	7	2019	2020	(18,457.66)
131200 KU	5651	7	2020	2020	(4,597,568.09)
131200 KU	5651	9	2019	2020	18,457.66
131200 KU	5651	9	2020	2020	7,987,914.60
131200 KU	5652	0	1977	2020	(44,436.80)
131200 KU	5652	7	2019	2020	(1,133,269.36)
131200 KU	5652	9	2019	2020	1,133,269.36
131200 KU	5653	0	1981	2020	(66,633.41)
131200 KU	5653	0	1994	2020	(21,406.39)
131200 KU	5653	7	2019	2020	(1,933,700.93)
131200 KU	5653	7	2020	2020	126,362.51
131200 KU	5653	9	2019	2020	1,747,514.75
131200 KU	5654	0	1984	2020	(156,633.60)
131200 KU	5654	0	2001	2020	149,789.60
131200 KU	5654	0	2011	2020	(9,726.65)
131200 KU	5654	0	2013	2020	(3,753.97)
131200 KU	5654	0	2016	2020	(5,699.55)
131200 KU	5654	0	2018	2020	(10,536.83)
131200 KU	5654	7	2014	2020	(3,432,260.55)
131200 KU	5654	7	2019	2020	(1,875,313.40)
131200 KU	5654	7	2020	2020	162,545,441.27
131200 KU	5654	9	2014	2020	6,995,179.23
131200 KU	5654	9	2019	2020	1,916,101.88
131200 KU	5654	9	2020	2020	304,732.71
131200 KU	5658	0	1994	2020	(55,228.10)
131200 KU	5658	7	2019	2020	(111,729.48)
131200 KU	5658	9	2019	2020	111,729.48
131200 KU	5660	0	2017	2020	(123,484.45)
131200 KU	5660	7	2019	2020	(73,030.04)
131200 KU	5660	9	2019	2020	105,889.54
131200 KU	5661	0	2018	2020	(40,305.94)
131200 KU	5661	7	2020	2020	140,105.83
131200 KU	5623	0	1972	2020	155,106.58
131200 KU	5623	0	1971	2020	(155,106.58)
131200 KU	5651	0	1975	2020	55,749.34
131200 KU	5651	0	1974	2020	(55,749.34)
131200 KU	5653	0	1994	2020	21,406.39
131200 KU	5653	0	1995	2020	(21,406.39)
131400 KU	0321	0	1990	2020	(30,715.22)
131400 KU	0321	7	2018	2020	(204,042.03)
131400 KU	0321	7	2019	2020	(836,856.17)
131400 KU	0321	9	2018	2020	204,042.03
131400 KU	0321	9	2019	2020	836,856.10
131400 KU	5623	0	1997	2020	(214,067.27)
131400 KU	5623	0	2012	2020	(160,000.51)
131400 KU	5623	7	2019	2020	(5,289,351.51)
131400 KU	5623	9	2019	2020	5,281,944.21
131400 KU	5651	7	2019	2020	(33,165.18)
131400 KU	5651	7	2020	2020	209,463.57
131400 KU	5652	0	2003	2020	0.10
131400 KU	5652	0	2012	2020	(635,479.02)
131400 KU	5652	7	2019	2020	(1,865,584.21)
131400 KU	5652	7	2020	2020	(212,712.14)
131400 KU	5652	9	2019	2020	1,865,584.21

131400 KU	5652	9	2020	2020	212,712.14
131400 KU	5653	7	2019	2020	8,717.11
131400 KU	5653	7	2020	2020	75,633.58
131400 KU	5654	0	1984	2020	(14,076.35)
131400 KU	5654	7	2020	2020	282,082.48
131500 KU	0321	0	1990	2020	(7,993.85)
131500 KU	0321	0	2011	2020	(245,028.79)
131500 KU	0321	7	2018	2020	(579,742.69)
131500 KU	0321	7	2019	2020	(343,489.52)
131500 KU	0321	9	2019	2020	343,489.52
131500 KU	5623	0	1972	2020	(40,416.86)
131500 KU	5623	7	2019	2020	(103,868.80)
131500 KU	5623	9	2019	2020	103,868.80
131500 KU	5652	0	1977	2020	(11,367.60)
131500 KU	5653	0	1981	2020	(4,629.53)
131500 KU	5653	7	2019	2020	(988.97)
131500 KU	5654	7	2014	2020	(3,432,260.54)
131500 KU	5654	7	2019	2020	(21,468.40)
131500 KU	5654	9	2019	2020	21,468.40
131600 KU	0321	7	2018	2020	(110,400.82)
131600 KU	0321	7	2019	2020	8,895.85
131600 KU	0321	9	2018	2020	110,400.82
131600 KU	5591	0	2014	2020	(31,610.85)
131600 KU	5591	7	2019	2020	(40,626.29)
131600 KU	5591	7	2020	2020	237,768.94
131600 KU	5591	9	2019	2020	40,626.29
131600 KU	5623	0	1984	2020	(522.96)
131600 KU	5623	0	1987	2020	(3,473.65)
131600 KU	5623	0	2010	2020	(12,960.01)
131600 KU	5623	0	2014	2020	(5,643.01)
131600 KU	5623	7	2019	2020	(72,059.99)
131600 KU	5623	9	2019	2020	26,492.70
131600 KU	5652	0	1977	2020	(4,667.51)
131600 KU	5652	7	2020	2020	(41,598.38)
131600 KU	5652	9	2020	2020	41,598.38
131600 KU	5653	7	2020	2020	(38,345.09)
131600 KU	5653	9	2020	2020	38,345.09
131600 KU	5654	0	2003	2020	(16,695.06)
131600 KU	5654	7	2019	2020	(252,763.34)
131600 KU	5654	7	2020	2020	(964,745.98)
131600 KU	5654	9	2019	2020	252,763.34
131600 KU	5654	9	2020	2020	569,847.32
131600 KU	5623	0	1972	2020	14,486.08
131600 KU	5623	0	1971	2020	(14,486.08)
131708 KU	0000	9	2010	2020	9,138,477.96
131708 KU	0000	9	2015	2020	970,854.81
133100 KU	5691	7	2018	2020	(1,013,961.85)
133100 KU	5691	7	2019	2020	(172,701.55)
133100 KU	5691	9	2018	2020	1,013,961.85
133100 KU	5691	9	2019	2020	172,701.55
133200 KU	5691	0	1950	2020	(1,201.51)
133400 KU	5691	0	1949	2020	(290.00)
133400 KU	5691	7	2020	2020	25,333.94
133600 KU	5691	0	1941	2020	(35,609.30)
134100 KU	0172	0	2015	2020	(36,939.28)

134100 KU	0172	7	2019	2020	(285,969.33)
134100 KU	0172	9	2019	2020	220,698.31
134100 KU	5636	0	1999	2020	(19,559.77)
134100 KU	5636	7	2019	2020	(48,771.75)
134100 KU	5636	9	2019	2020	48,771.75
134100 KU	6001	7	2019	2020	(800,780.88)
134100 KU	6001	9	2019	2020	800,780.88
134200 KU	5696	0	1971	2020	(1.00)
134200 KU	5696	9	2019	2020	(68.64)
134300 KU	0172	0	2015	2020	(3,697,908.37)
134300 KU	0172	7	2017	2020	(42,604.21)
134300 KU	0172	7	2019	2020	(503,685.70)
134300 KU	0172	7	2020	2020	16,526,344.26
134300 KU	0172	9	2019	2020	715,031.88
134300 KU	0172	9	2020	2020	163,165.22
134300 KU	0470	0	2002	2020	(14,069.94)
134300 KU	0470	7	2019	2020	(32,613.58)
134300 KU	0470	7	2020	2020	268,512.64
134300 KU	0470	9	2019	2020	32,613.58
134300 KU	0475	0	2004	2020	(105,361.53)
134300 KU	0475	7	2019	2020	(239,003.70)
134300 KU	0475	9	2019	2020	239,003.70
134300 KU	0476	0	2004	2020	(42,853.18)
134300 KU	0476	7	2019	2020	(97,208.52)
134300 KU	0476	7	2020	2020	116,232.93
134300 KU	0476	9	2019	2020	97,208.52
134300 KU	0477	7	2019	2020	5,564.36
134300 KU	0477	7	2020	2020	105,543.59
134300 KU	5636	7	2019	2020	(10,622,445.11)
134300 KU	5636	9	2019	2020	10,622,445.11
134300 KU	5697	0	2011	2020	(310,451.14)
134300 KU	5697	7	2019	2020	(190,367.97)
134300 KU	5697	9	2019	2020	190,367.97
134300 KU	5697	0	2011	2020	310,451.14
134300 KU	5697	0	2012	2020	(310,451.14)
134400 KU	0172	7	2020	2020	3,708.24
134400 KU	5637	0	1999	2020	(198,720.59)
134400 KU	5637	7	2019	2020	(330,676.16)
134400 KU	5637	9	2019	2020	330,676.16
134400 KU	5697	0	2014	2020	(431,564.63)
134400 KU	5697	7	2019	2020	(272,856.50)
134400 KU	5697	9	2019	2020	272,856.50
134400 KU	6001	7	2019	2020	(639,282.33)
134400 KU	6001	7	2020	2020	337,659.72
134400 KU	6001	9	2019	2020	279,373.45
134400 KU	6100	7	2020	2020	(299,059.04)
134400 KU	6100	9	2020	2020	248,072.16
134500 KU	0172	7	2019	2020	(61,073.06)
134500 KU	0172	7	2020	2020	177,323.07
134500 KU	0172	9	2019	2020	61,073.06
134500 KU	5637	7	2019	2020	(274,110.01)
134500 KU	5637	9	2019	2020	274,110.01
134500 KU	6001	9	2019	2020	329,568.03
134500 KU	6100	7	2020	2020	(104,670.66)
134500 KU	6100	9	2020	2020	155,657.54

134600 KU	0172	7	2019	2020	(67,767.11)
134600 KU	0172	9	2019	2020	67,767.11
134600 KU	6001	9	2019	2020	30,340.85
135210 KU	9999	0	1941	2020	(264.34)
135210 KU	9999	0	1964	2020	(52.68)
135210 KU	9999	0	1975	2020	(1,647.35)
135210 KU	9999	0	1979	2020	(4,622.83)
135210 KU	9999	0	1980	2020	(492.01)
135210 KU	9999	0	1981	2020	(42.33)
135210 KU	9999	7	2018	2020	(310,256.97)
135210 KU	9999	7	2019	2020	(8,449.36)
135210 KU	9999	7	2020	2020	(5,599.67)
135210 KU	9999	9	2019	2020	212,125.99
135210 KU	9999	9	2020	2020	17,578.99
135310 KU	9999	0	1940	2020	(1,126.34)
135310 KU	9999	0	1941	2020	(26.85)
135310 KU	9999	0	1950	2020	(969.66)
135310 KU	9999	0	1953	2020	(136,452.80)
135310 KU	9999	0	1954	2020	(763.64)
135310 KU	9999	0	1956	2020	(210.79)
135310 KU	9999	0	1957	2020	(2,976.16)
135310 KU	9999	0	1958	2020	(817.34)
135310 KU	9999	0	1963	2020	(5,645.94)
135310 KU	9999	0	1964	2020	(991.92)
135310 KU	9999	0	1966	2020	(830.02)
135310 KU	9999	0	1967	2020	(6,191.31)
135310 KU	9999	0	1968	2020	(3,202.65)
135310 KU	9999	0	1970	2020	(29,815.90)
135310 KU	9999	0	1971	2020	(1,560.02)
135310 KU	9999	0	1973	2020	(12,039.31)
135310 KU	9999	0	1974	2020	(762.03)
135310 KU	9999	0	1978	2020	(7,615.80)
135310 KU	9999	0	1979	2020	(1,360.12)
135310 KU	9999	0	1983	2020	(19,492.35)
135310 KU	9999	0	1986	2020	(1,307.38)
135310 KU	9999	0	1988	2020	(9,741.83)
135310 KU	9999	0	1989	2020	3.00
135310 KU	9999	0	1992	2020	(13,869.91)
135310 KU	9999	0	1995	2020	(2,648.63)
135310 KU	9999	0	1998	2020	(17,374.99)
135310 KU	9999	0	2001	2020	(6,672.29)
135310 KU	9999	0	2002	2020	(31.93)
135310 KU	9999	7	2018	2020	(8,967,744.57)
135310 KU	9999	7	2019	2020	(5,054,083.02)
135310 KU	9999	7	2020	2020	1,885,499.52
135310 KU	9999	9	2018	2020	9,159,251.21
135310 KU	9999	9	2019	2020	4,943,399.01
135310 KU	9999	9	2020	2020	60,718.63
135310 KU	9999	0	1940	2020	1,126.34
135310 KU	9999	0	1943	2020	(1,126.34)
135310 KU	9999	0	1941	2020	26.85
135310 KU	9999	0	1943	2020	(26.85)
135500 KU	9999	0	1941	2020	(104.09)
135500 KU	9999	0	1942	2020	(172.14)
135500 KU	9999	0	1947	2020	(1,963.11)

135500	KU	9999	0	1952	2020	(3,593.46)
135500	KU	9999	0	1955	2020	(12,594.97)
135500	KU	9999	0	1956	2020	(1,250.49)
135500	KU	9999	0	1957	2020	(1,252.14)
135500	KU	9999	0	1958	2020	(8,782.16)
135500	KU	9999	0	1959	2020	(1,222.09)
135500	KU	9999	0	1960	2020	(6,858.56)
135500	KU	9999	0	1961	2020	(1,323.58)
135500	KU	9999	0	1962	2020	(2,796.22)
135500	KU	9999	0	1963	2020	(2,663.92)
135500	KU	9999	0	1964	2020	(860.15)
135500	KU	9999	0	1965	2020	(24,593.43)
135500	KU	9999	0	1966	2020	(8,507.85)
135500	KU	9999	0	1967	2020	(10,304.35)
135500	KU	9999	0	1968	2020	(362.65)
135500	KU	9999	0	1969	2020	(2,754.36)
135500	KU	9999	0	1970	2020	(7,549.63)
135500	KU	9999	0	1971	2020	(1,533.68)
135500	KU	9999	0	1972	2020	(6,951.91)
135500	KU	9999	0	1974	2020	(1,827.47)
135500	KU	9999	0	1976	2020	(1,527.14)
135500	KU	9999	0	1977	2020	(13,219.70)
135500	KU	9999	0	1978	2020	(1,267.27)
135500	KU	9999	0	1979	2020	(2,660.60)
135500	KU	9999	0	1981	2020	(3,466.77)
135500	KU	9999	0	1982	2020	(8,221.23)
135500	KU	9999	0	1983	2020	(1,829.20)
135500	KU	9999	0	1996	2020	(6,719.46)
135500	KU	9999	7	2018	2020	(1,044,558.00)
135500	KU	9999	7	2019	2020	(4,482,265.33)
135500	KU	9999	7	2020	2020	13,945,607.56
135500	KU	9999	9	2018	2020	2,498,611.81
135500	KU	9999	9	2019	2020	3,194,356.07
135500	KU	9999	9	2020	2020	2,144,526.59
135600	KU	9999	0	1941	2020	(2,030.91)
135600	KU	9999	0	1949	2020	(422.04)
135600	KU	9999	0	1951	2020	(73.10)
135600	KU	9999	0	1952	2020	(194.43)
135600	KU	9999	0	1953	2020	(314.70)
135600	KU	9999	0	1955	2020	(717.65)
135600	KU	9999	0	1956	2020	(124.67)
135600	KU	9999	0	1957	2020	(107.94)
135600	KU	9999	0	1958	2020	(511.14)
135600	KU	9999	0	1959	2020	(539.51)
135600	KU	9999	0	1960	2020	(594.93)
135600	KU	9999	0	1961	2020	(423.27)
135600	KU	9999	0	1963	2020	(249.03)
135600	KU	9999	0	1964	2020	(178.40)
135600	KU	9999	0	1965	2020	(296.47)
135600	KU	9999	0	1966	2020	(6,311.49)
135600	KU	9999	0	1967	2020	(141.38)
135600	KU	9999	0	1969	2020	(105.67)
135600	KU	9999	0	1971	2020	(489.39)
135600	KU	9999	0	1972	2020	(529.06)
135600	KU	9999	0	1975	2020	(166.71)

135600 KU	9999	0	1977	2020	(510.59)
135600 KU	9999	0	1978	2020	(1,727.62)
135600 KU	9999	0	1979	2020	(3,811.74)
135600 KU	9999	0	1981	2020	(8,546.77)
135600 KU	9999	0	1982	2020	(6,967.83)
135600 KU	9999	0	1983	2020	(121.88)
135600 KU	9999	0	1984	2020	(1,322.81)
135600 KU	9999	0	1985	2020	(483.11)
135600 KU	9999	0	1988	2020	(1,017.65)
135600 KU	9999	0	1989	2020	(4,102.92)
135600 KU	9999	0	1995	2020	(1,195.83)
135600 KU	9999	0	1996	2020	(31.31)
135600 KU	9999	0	1997	2020	(100.28)
135600 KU	9999	0	1999	2020	(3,332.37)
135600 KU	9999	0	2002	2020	(5,986.67)
135600 KU	9999	7	2018	2020	(1,667,427.06)
135600 KU	9999	7	2019	2020	(1,251,750.66)
135600 KU	9999	7	2020	2020	12,460,054.40
135600 KU	9999	9	2018	2020	268,641.79
135600 KU	9999	9	2019	2020	2,248,448.50
135600 KU	9999	9	2020	2020	113,518.08
135700 KU	9999	0	1957	2020	(63,385.03)
135800 KU	9999	0	1961	2020	(87,624.78)
135800 KU	9999	7	2019	2020	(43,375.04)
135800 KU	9999	7	2020	2020	11.94
135800 KU	9999	9	2019	2020	593.33
135800 KU	9999	0	1961	2020	87,624.78
135800 KU	9999	0	1969	2020	(87,624.78)
136020 KU	9999	9	2019	2020	61,981.07
136020 KU	9999	9	2020	2020	23,248.64
136100 KU	9999	0	1965	2020	(1,075.62)
136100 KU	9999	0	1969	2020	(351.54)
136100 KU	9999	0	1975	2020	(2,630.65)
136100 KU	9999	0	1977	2020	(3,034.72)
136100 KU	9999	0	1995	2020	(4,467.93)
136100 KU	9999	0	2007	2020	(26,722.43)
136100 KU	9999	7	2019	2020	(368,553.06)
136100 KU	9999	7	2020	2020	546,715.37
136100 KU	9999	9	2019	2020	237,265.79
136100 KU	9999	9	2020	2020	94,149.14
136200 KU	9999	0	1954	2020	(3,610.49)
136200 KU	9999	0	1958	2020	(7.60)
136200 KU	9999	0	1962	2020	(2,667.63)
136200 KU	9999	0	1967	2020	(176.70)
136200 KU	9999	0	1969	2020	(145.78)
136200 KU	9999	0	1971	2020	(401.72)
136200 KU	9999	0	1972	2020	(623.60)
136200 KU	9999	0	1975	2020	(1,201.60)
136200 KU	9999	0	1976	2020	(6,639.84)
136200 KU	9999	0	1977	2020	(348.30)
136200 KU	9999	0	1988	2020	(7,234.72)
136200 KU	9999	0	1990	2020	(2,392.29)
136200 KU	9999	0	1991	2020	(6,310.70)
136200 KU	9999	0	1992	2020	(2,191.41)
136200 KU	9999	0	1995	2020	(1,099.59)

136200 KU	9999	0	1996	2020	(1,988.72)
136200 KU	9999	0	1997	2020	(15,198.49)
136200 KU	9999	0	2001	2020	(6,619.51)
136200 KU	9999	0	2002	2020	(2,893.81)
136200 KU	9999	0	2016	2020	(2,999.40)
136200 KU	9999	7	2018	2020	(1,179,331.70)
136200 KU	9999	7	2019	2020	(500,867.02)
136200 KU	9999	7	2020	2020	4,232,459.34
136200 KU	9999	9	2018	2020	1,115,390.89
136200 KU	9999	9	2019	2020	746,518.85
136200 KU	9999	9	2020	2020	161,572.40
136400 KU	9999	0	1941	2020	(5,771.39)
136400 KU	9999	0	1942	2020	(227.04)
136400 KU	9999	0	1943	2020	(1,765.31)
136400 KU	9999	0	1944	2020	(570.77)
136400 KU	9999	0	1945	2020	(253.76)
136400 KU	9999	0	1946	2020	(401.91)
136400 KU	9999	0	1947	2020	(4,248.74)
136400 KU	9999	0	1948	2020	(1,188.14)
136400 KU	9999	0	1949	2020	(12,488.71)
136400 KU	9999	0	1950	2020	(13,865.04)
136400 KU	9999	0	1951	2020	(3,517.91)
136400 KU	9999	0	1952	2020	(56,695.69)
136400 KU	9999	0	1953	2020	(16,762.32)
136400 KU	9999	0	1954	2020	(55,250.79)
136400 KU	9999	0	1955	2020	(792.35)
136400 KU	9999	0	1956	2020	(4,558.17)
136400 KU	9999	0	1957	2020	(1,579.62)
136400 KU	9999	0	1958	2020	(275.07)
136400 KU	9999	0	1959	2020	2,083.69
136400 KU	9999	0	1960	2020	(4,686.55)
136400 KU	9999	0	1961	2020	(22,002.70)
136400 KU	9999	0	1962	2020	(29,246.40)
136400 KU	9999	0	1963	2020	(29,236.41)
136400 KU	9999	0	1964	2020	(7,099.50)
136400 KU	9999	0	1965	2020	(1,684.28)
136400 KU	9999	0	1966	2020	(730.51)
136400 KU	9999	0	1967	2020	(791.40)
136400 KU	9999	0	1968	2020	(590.52)
136400 KU	9999	0	1969	2020	(1,448.56)
136400 KU	9999	0	1970	2020	(713.32)
136400 KU	9999	0	1971	2020	(1,606.14)
136400 KU	9999	0	1972	2020	(1,376.90)
136400 KU	9999	0	1973	2020	(1,560.11)
136400 KU	9999	0	1974	2020	(1,318.66)
136400 KU	9999	0	1975	2020	(765.14)
136400 KU	9999	0	1976	2020	(577.97)
136400 KU	9999	0	1977	2020	(1,080.64)
136400 KU	9999	0	1978	2020	(814.48)
136400 KU	9999	0	1979	2020	(1,411.14)
136400 KU	9999	0	1980	2020	(2,870.95)
136400 KU	9999	0	1981	2020	(1,483.96)
136400 KU	9999	0	1982	2020	(1,888.54)
136400 KU	9999	0	1983	2020	(1,694.09)
136400 KU	9999	0	1984	2020	(1,500.49)

Attachment to Response to DOD-FEA-1 Question No. 14

Page 1564 of 2358

Garrett/Spanos

136400 KU	9999	0	1985	2020	(2,438.22)
136400 KU	9999	0	1986	2020	(2,109.02)
136400 KU	9999	0	1987	2020	(3,864.81)
136400 KU	9999	0	1988	2020	(2,450.66)
136400 KU	9999	0	1989	2020	(3,967.56)
136400 KU	9999	0	1990	2020	(3,955.21)
136400 KU	9999	0	1991	2020	(2,090.83)
136400 KU	9999	0	1992	2020	(2,711.70)
136400 KU	9999	0	1993	2020	(5,408.89)
136400 KU	9999	0	1994	2020	(5,576.15)
136400 KU	9999	0	1995	2020	(7,373.78)
136400 KU	9999	0	1996	2020	(7,939.61)
136400 KU	9999	0	1997	2020	(5,893.09)
136400 KU	9999	0	1998	2020	(9,183.65)
136400 KU	9999	0	1999	2020	7,549.49
136400 KU	9999	0	2000	2020	3,326.07
136400 KU	9999	0	2001	2020	(492.90)
136400 KU	9999	0	2002	2020	(1,678.91)
136400 KU	9999	0	2003	2020	(95.10)
136400 KU	9999	0	2004	2020	(1,239.34)
136400 KU	9999	0	2005	2020	(1,648.30)
136400 KU	9999	0	2006	2020	(1,055.52)
136400 KU	9999	0	2007	2020	(3,480.42)
136400 KU	9999	0	2008	2020	(52.58)
136400 KU	9999	0	2009	2020	(6,110.21)
136400 KU	9999	0	2010	2020	(788.49)
136400 KU	9999	0	2011	2020	(4.08)
136400 KU	9999	0	2012	2020	(2,484.68)
136400 KU	9999	0	2014	2020	(3,450.01)
136400 KU	9999	0	2015	2020	(4,562.21)
136400 KU	9999	0	2016	2020	(2,805.23)
136400 KU	9999	0	2017	2020	(165.31)
136400 KU	9999	7	2014	2020	(40,007.28)
136400 KU	9999	7	2015	2020	(516.02)
136400 KU	9999	7	2016	2020	(132.15)
136400 KU	9999	7	2017	2020	(502,632.16)
136400 KU	9999	7	2018	2020	(358,148.94)
136400 KU	9999	7	2019	2020	(5,087,592.00)
136400 KU	9999	7	2020	2020	4,272,660.84
136400 KU	9999	9	2014	2020	27,152.38
136400 KU	9999	9	2015	2020	40,420.66
136400 KU	9999	9	2017	2020	483,154.60
136400 KU	9999	9	2018	2020	13,859.21
136400 KU	9999	9	2019	2020	8,415,520.70
136400 KU	9999	9	2020	2020	114,960.99
136400 KU	9999	0	1941	2020	(227.04)
136400 KU	9999	0	1942	2020	227.04
136500 KU	9999	0	1941	2020	(85.29)
136500 KU	9999	0	1942	2020	208.79
136500 KU	9999	0	1943	2020	(7.23)
136500 KU	9999	0	1945	2020	(74.19)
136500 KU	9999	0	1946	2020	(1,198.28)
136500 KU	9999	0	1947	2020	(6,733.26)
136500 KU	9999	0	1948	2020	(3,846.16)
136500 KU	9999	0	1949	2020	(1,429.60)

136500 KU	9999	0	1950	2020	(1,987.91)
136500 KU	9999	0	1951	2020	(2,562.67)
136500 KU	9999	0	1952	2020	(11,354.07)
136500 KU	9999	0	1953	2020	(1,924.71)
136500 KU	9999	0	1954	2020	(1,123.40)
136500 KU	9999	0	1955	2020	(1,447.59)
136500 KU	9999	0	1956	2020	(1,684.60)
136500 KU	9999	0	1957	2020	(1,803.07)
136500 KU	9999	0	1958	2020	(3,624.75)
136500 KU	9999	0	1959	2020	(2,303.72)
136500 KU	9999	0	1960	2020	(1,423.80)
136500 KU	9999	0	1961	2020	1,858.26
136500 KU	9999	0	1962	2020	(1,994.56)
136500 KU	9999	0	1963	2020	(3,266.04)
136500 KU	9999	0	1964	2020	(4,404.64)
136500 KU	9999	0	1965	2020	(5,181.92)
136500 KU	9999	0	1966	2020	(4,852.39)
136500 KU	9999	0	1967	2020	(5,335.42)
136500 KU	9999	0	1968	2020	(6,262.68)
136500 KU	9999	0	1969	2020	(7,270.49)
136500 KU	9999	0	1970	2020	(5,142.99)
136500 KU	9999	0	1971	2020	(9,800.75)
136500 KU	9999	0	1972	2020	(7,313.35)
136500 KU	9999	0	1973	2020	(9,504.04)
136500 KU	9999	0	1974	2020	(9,731.05)
136500 KU	9999	0	1975	2020	(5,132.16)
136500 KU	9999	0	1976	2020	(6,818.12)
136500 KU	9999	0	1977	2020	(5,139.17)
136500 KU	9999	0	1978	2020	(5,950.04)
136500 KU	9999	0	1979	2020	(7,518.77)
136500 KU	9999	0	1980	2020	(8,116.96)
136500 KU	9999	0	1981	2020	(12,131.68)
136500 KU	9999	0	1982	2020	(7,110.95)
136500 KU	9999	0	1983	2020	31,657.75
136500 KU	9999	0	1984	2020	(5,408.93)
136500 KU	9999	0	1985	2020	(11,412.92)
136500 KU	9999	0	1986	2020	(3,048.54)
136500 KU	9999	0	1987	2020	(11,137.78)
136500 KU	9999	0	1988	2020	(8,187.22)
136500 KU	9999	0	1989	2020	(11,219.01)
136500 KU	9999	0	1990	2020	(8,810.70)
136500 KU	9999	0	1991	2020	(6,863.51)
136500 KU	9999	0	1992	2020	(13,486.27)
136500 KU	9999	0	1993	2020	(9,912.17)
136500 KU	9999	0	1994	2020	(13,408.44)
136500 KU	9999	0	1995	2020	(14,773.79)
136500 KU	9999	0	1996	2020	(11,399.99)
136500 KU	9999	0	1997	2020	(13,534.22)
136500 KU	9999	0	1998	2020	(8,489.83)
136500 KU	9999	0	1999	2020	(7,310.90)
136500 KU	9999	0	2000	2020	(16,289.53)
136500 KU	9999	0	2001	2020	(24,425.14)
136500 KU	9999	0	2002	2020	(17,144.20)
136500 KU	9999	0	2003	2020	(18,952.35)
136500 KU	9999	0	2004	2020	(10,287.49)

136500 KU	9999	0	2005	2020	(5,089.28)
136500 KU	9999	0	2006	2020	(18,380.75)
136500 KU	9999	0	2007	2020	(12,600.81)
136500 KU	9999	0	2008	2020	(70,922.62)
136500 KU	9999	0	2009	2020	(200,022.34)
136500 KU	9999	0	2010	2020	(93,738.92)
136500 KU	9999	0	2011	2020	(392,613.78)
136500 KU	9999	0	2012	2020	(419,708.20)
136500 KU	9999	0	2013	2020	(342,329.56)
136500 KU	9999	0	2014	2020	(1,310,591.59)
136500 KU	9999	0	2015	2020	(1,631,038.77)
136500 KU	9999	0	2016	2020	(248,685.68)
136500 KU	9999	0	2017	2020	(388,791.20)
136500 KU	9999	0	2018	2020	(468,334.27)
136500 KU	9999	0	2019	2020	(344,137.10)
136500 KU	9999	0	2020	2020	(60,153.77)
136500 KU	9999	7	2014	2020	(39,610.78)
136500 KU	9999	7	2015	2020	(516.01)
136500 KU	9999	7	2016	2020	(132.16)
136500 KU	9999	7	2017	2020	(35,520,935.47)
136500 KU	9999	7	2018	2020	(624,013.33)
136500 KU	9999	7	2019	2020	(4,151,762.05)
136500 KU	9999	7	2020	2020	5,980,351.69
136500 KU	9999	9	2014	2020	41,003.61
136500 KU	9999	9	2015	2020	12,790.80
136500 KU	9999	9	2016	2020	4,362.62
136500 KU	9999	9	2017	2020	40,542,827.96
136500 KU	9999	9	2018	2020	13,937.88
136500 KU	9999	9	2019	2020	3,579,063.01
136500 KU	9999	9	2020	2020	240,868.66
136500 KU	9999	0	1945	2020	74.19
136500 KU	9999	0	1946	2020	(74.19)
136600 KU	9999	7	2020	2020	144.25
136700 KU	9999	0	1967	2020	(1.51)
136700 KU	9999	0	1968	2020	(22.77)
136700 KU	9999	0	1969	2020	(7.02)
136700 KU	9999	0	1970	2020	(2.91)
136700 KU	9999	0	1971	2020	(8.20)
136700 KU	9999	0	1972	2020	(529.24)
136700 KU	9999	0	1973	2020	(300.25)
136700 KU	9999	0	1974	2020	(191.28)
136700 KU	9999	0	1975	2020	(995.92)
136700 KU	9999	0	1976	2020	(505.28)
136700 KU	9999	0	1977	2020	(60.92)
136700 KU	9999	0	1978	2020	(109.32)
136700 KU	9999	0	1979	2020	(75.99)
136700 KU	9999	0	1980	2020	(98.31)
136700 KU	9999	0	1981	2020	(83.11)
136700 KU	9999	0	1982	2020	(40.71)
136700 KU	9999	0	1983	2020	(45.05)
136700 KU	9999	0	1984	2020	(52.17)
136700 KU	9999	0	1985	2020	(42.88)
136700 KU	9999	0	1986	2020	(105.98)
136700 KU	9999	0	1987	2020	(89.93)
136700 KU	9999	0	1988	2020	(180.15)

136700 KU	9999	0	1989	2020	(200.95)
136700 KU	9999	0	1990	2020	(88.53)
136700 KU	9999	0	1991	2020	(105.57)
136700 KU	9999	0	1992	2020	(136.77)
136700 KU	9999	0	1993	2020	(179.90)
136700 KU	9999	0	1994	2020	(299.75)
136700 KU	9999	0	1995	2020	(1,621.53)
136700 KU	9999	0	1996	2020	(460.94)
136700 KU	9999	0	1997	2020	(435.51)
136700 KU	9999	0	1998	2020	(489.81)
136700 KU	9999	0	1999	2020	(866.00)
136700 KU	9999	0	2000	2020	(614.64)
136700 KU	9999	0	2001	2020	(933.06)
136700 KU	9999	0	2002	2020	(3,928.42)
136700 KU	9999	0	2003	2020	(1,694.69)
136700 KU	9999	0	2004	2020	(861.12)
136700 KU	9999	0	2005	2020	(637.81)
136700 KU	9999	0	2007	2020	(500.51)
136700 KU	9999	0	2008	2020	(793.85)
136700 KU	9999	0	2009	2020	(8,238.24)
136700 KU	9999	0	2010	2020	(544.71)
136700 KU	9999	0	2011	2020	(1,472.90)
136700 KU	9999	0	2012	2020	(4,417.50)
136700 KU	9999	0	2013	2020	(420.37)
136700 KU	9999	0	2014	2020	(4,145.84)
136700 KU	9999	0	2015	2020	(16,283.70)
136700 KU	9999	0	2016	2020	(455.45)
136700 KU	9999	0	2017	2020	(3,744.56)
136700 KU	9999	0	2018	2020	(1,184.26)
136700 KU	9999	0	2019	2020	(1,166.90)
136700 KU	9999	7	2014	2020	(40,384.97)
136700 KU	9999	7	2017	2020	(5,028.62)
136700 KU	9999	7	2018	2020	(14,687.69)
136700 KU	9999	7	2019	2020	(522,578.06)
136700 KU	9999	7	2020	2020	4,252,525.55
136700 KU	9999	9	2014	2020	3,308.37
136700 KU	9999	9	2015	2020	2,061.80
136700 KU	9999	9	2016	2020	8,171.06
136700 KU	9999	9	2017	2020	11,708.52
136700 KU	9999	9	2018	2020	9,467.68
136700 KU	9999	9	2019	2020	51,412.61
136700 KU	9999	9	2020	2020	28,369.69
136700 KU	9999	0	1969	2020	7.02
136700 KU	9999	0	1968	2020	(7.02)
136800 KU	9999	0	1967	2020	(311.05)
136800 KU	9999	0	1973	2020	(41,541.61)
136800 KU	9999	0	1980	2020	(1,596.45)
136800 KU	9999	0	1981	2020	(1,438.48)
136800 KU	9999	0	1989	2020	(4,212.77)
136800 KU	9999	7	2020	2020	2,302,250.01
136800 KU	9999	9	2019	2020	4,229.89
136900 KU	9999	7	2020	2020	6,130.42
137000 KU	9999	7	2020	2020	278,357.28
137001 KU	9999	7	2020	2020	7,624.82
137300 KU	9999	0	1976	2020	(21,707.86)

137300	KU	9999	0	1977	2020	(22,567.39)
137300	KU	9999	0	1978	2020	(98,600.63)
137300	KU	9999	0	1979	2020	(18,858.85)
137300	KU	9999	0	1980	2020	(1,810.39)
137300	KU	9999	0	1981	2020	(4,430.07)
137300	KU	9999	0	1982	2020	(4,402.27)
137300	KU	9999	0	1983	2020	(1,243.80)
137300	KU	9999	0	2009	2020	(11,420.25)
137300	KU	9999	0	2010	2020	(10,394.85)
137300	KU	9999	0	2012	2020	(3,394.25)
137300	KU	9999	0	2013	2020	(3,745.91)
137300	KU	9999	0	2014	2020	(31,083.32)
137300	KU	9999	0	2015	2020	(15,697.14)
137300	KU	9999	0	2017	2020	(2,280.93)
137300	KU	9999	0	2018	2020	(3,206.80)
137300	KU	9999	0	2020	2020	(1,966.31)
137300	KU	9999	7	2014	2020	(39,421.48)
137300	KU	9999	7	2015	2020	(4,572.58)
137300	KU	9999	7	2017	2020	(4,030.42)
137300	KU	9999	7	2018	2020	(74,685.83)
137300	KU	9999	7	2019	2020	(497,249.01)
137300	KU	9999	7	2020	2020	1,471,017.06
137300	KU	9999	9	2014	2020	827,798.90
137300	KU	9999	9	2015	2020	73,538.34
137300	KU	9999	9	2017	2020	2,708.65
137300	KU	9999	9	2018	2020	2,457.09
137300	KU	9999	9	2019	2020	31,949.20
137300	KU	9999	9	2020	2020	514,383.78
138920	KU	9999	6	1944	2020	(402.50)
138920	KU	9999	9	2019	2020	6,629.09
139010	KU	9999	0	1974	2020	(2,842.76)
139010	KU	9999	7	2019	2020	(5,788,089.03)
139010	KU	9999	7	2020	2020	1,891,656.10
139010	KU	9999	9	2019	2020	5,220,776.74
139010	KU	9999	9	2020	2020	223,594.23
139020	KU	9999	0	1960	2020	(725.23)
139020	KU	9999	0	1962	2020	(1,725.93)
139020	KU	9999	0	1963	2020	(399.36)
139020	KU	9999	0	1966	2020	(623.09)
139020	KU	9999	0	1967	2020	(465.41)
139020	KU	9999	0	1970	2020	(171.66)
139020	KU	9999	0	1974	2020	(186.50)
139020	KU	9999	0	1979	2020	(1,583.62)
139020	KU	9999	0	1980	2020	(837.61)
139020	KU	9999	0	1981	2020	(51,658.03)
139020	KU	9999	0	1982	2020	(4,351.91)
139020	KU	9999	0	1983	2020	(10,201.06)
139020	KU	9999	0	1985	2020	(8,830.49)
139020	KU	9999	0	1986	2020	(4,221.73)
139020	KU	9999	0	1987	2020	(3,902.50)
139020	KU	9999	0	1988	2020	(4,433.34)
139020	KU	9999	0	1989	2020	(121,720.51)
139020	KU	9999	0	1991	2020	(42,777.33)
139020	KU	9999	0	1992	2020	(1,038.61)
139020	KU	9999	0	1993	2020	(1,458.00)

139020	KU	9999	0	1994	2020	(17,946.20)
139020	KU	9999	0	1995	2020	(3,884.36)
139020	KU	9999	0	1996	2020	(14,527.04)
139020	KU	9999	0	1998	2020	(16,271.89)
139020	KU	9999	0	2000	2020	(66,832.93)
139110	KU	9999	7	2020	2020	173,714.79
139110	KU	9999	9	2019	2020	308,859.37
139110	KU	9999	9	2020	2020	16,420.01
139120	KU	9999	0	2015	2020	(42,032.65)
139120	KU	9999	7	2019	2020	(1,800,503.08)
139120	KU	9999	7	2020	2020	(56,201.94)
139120	KU	9999	9	2019	2020	507,687.50
139120	KU	9999	9	2020	2020	236,088.22
139131	KU	9999	0	2016	2020	(37,074.45)
139131	KU	9999	7	2020	2020	12,856.48
139131	KU	9999	9	2019	2020	1,331,689.41
139131	KU	9999	9	2020	2020	34,208.93
139200	KU	9999	0	2000	2020	(19,170.48)
139200	KU	9999	7	2019	2020	(178,850.66)
139200	KU	9999	7	2020	2020	(49,522.94)
139200	KU	9999	9	2019	2020	213,814.61
139200	KU	9999	9	2020	2020	147,293.05
139210	KU	9999	9	2020	2020	450,030.14
139300	KU	9999	0	1995	2020	(8,677.82)
139300	KU	9999	7	2020	2020	(61,315.31)
139300	KU	9999	9	2020	2020	61,315.31
139400	KU	9999	0	1995	2020	(30,133.39)
139400	KU	9999	7	2019	2020	(28,491.92)
139400	KU	9999	7	2020	2020	183,761.43
139400	KU	9999	9	2019	2020	41,774.17
139400	KU	9999	9	2020	2020	345,687.88
139610	KU	9999	7	2019	2020	(22,909.92)
139610	KU	9999	7	2020	2020	(124,027.95)
139610	KU	9999	9	2019	2020	49,994.93
139610	KU	9999	9	2020	2020	425,457.18
139620	KU	9999	7	2019	2020	(424,426.74)
139620	KU	9999	9	2019	2020	424,426.74
139700	KU	9999	7	2020	2020	161,386.90
139710	KU	9999	7	2019	2020	(295,448.12)
139710	KU	9999	9	2019	2020	532,299.93
139720	KU	9999	7	2020	2020	(0.60)

Account	Company	Location	Transaction	vintage	Class	Year	Total
131020	LGE	0202	9	2020	2020	2020	\$366,535.80
131020	LGE	0321	7	2020	2020	2020	\$20,108.74
131100	LGE	0161	0	1968	2020	2020	(\$25,970.52)
131100	LGE	0161	0	1970	2020	2020	(\$56,509.85)
131100	LGE	0161	0	1997	2020	2020	(\$45,668.65)
131100	LGE	0161	0	2001	2020	2020	(\$346,254.66)
131100	LGE	0161	0	2003	2020	2020	(\$16,996.86)
131100	LGE	0161	0	2004	2020	2020	(\$181,731.32)
131100	LGE	0161	0	2006	2020	2020	(\$46,381.08)
131100	LGE	0161	0	2010	2020	2020	(\$12,329.27)
131100	LGE	0161	0	2011	2020	2020	(\$74,603.59)
131100	LGE	0161	0	2014	2020	2020	(\$68,789.20)
131100	LGE	0161	0	2015	2020	2020	(\$31,265.63)
131100	LGE	0161	0	2016	2020	2020	(\$249.06)
131100	LGE	0221	7	2020	2020	2020	(\$20,315.00)
131100	LGE	0241	0	1984	2020	2020	(\$129,931.08)
131100	LGE	0241	0	2001	2020	2020	(\$116,436.77)
131100	LGE	0241	7	2019	2020	2020	(\$447,915.08)
131100	LGE	0241	7	2020	2020	2020	(\$117,797.86)
131100	LGE	0241	9	2019	2020	2020	\$447,915.08
131100	LGE	0241	9	2020	2020	2020	\$172,830.57
131100	LGE	0311	0	1990	2020	2020	(\$57,278.10)
131100	LGE	0321	7	2018	2020	2020	(\$143,276.97)
131100	LGE	0321	7	2019	2020	2020	(\$263,541.39)
131100	LGE	0321	7	2020	2020	2020	\$18,027.44
131100	LGE	0321	9	2018	2020	2020	\$143,276.97
131100	LGE	0321	9	2019	2020	2020	\$273,452.75
131100	LGE	0330	7	2019	2020	2020	(\$60,899.42)
131100	LGE	0330	7	2020	2020	2020	\$3,457.63
131100	LGE	0330	9	2019	2020	2020	\$60,899.42
131200	LGE	0211	0	1978	2020	2020	(\$2,239.01)
131200	LGE	0211	7	2019	2020	2020	(\$1,412,675.14)
131200	LGE	0211	7	2020	2020	2020	\$118,536.65
131200	LGE	0211	9	2019	2020	2020	\$1,412,675.14
131200	LGE	0221	7	2019	2020	2020	\$51,195.04
131200	LGE	0221	7	2020	2020	2020	\$143,972.56
131200	LGE	0231	0	1982	2020	2020	(\$10,204.19)
131200	LGE	0231	0	2006	2020	2020	(\$14,703.50)
131200	LGE	0231	0	2011	2020	2020	\$723,907.25
131200	LGE	0231	0	2012	2020	2020	(\$723,907.25)
131200	LGE	0231	7	2019	2020	2020	(\$903,651.91)
131200	LGE	0231	7	2020	2020	2020	(\$4,010,371.80)
131200	LGE	0231	9	2019	2020	2020	\$1,129,718.31
131200	LGE	0231	9	2020	2020	2020	\$4,066,542.72
131200	LGE	0232	7	2020	2020	2020	\$9,046.69
131200	LGE	0241	0	1989	2020	2020	(\$29,400.73)
131200	LGE	0241	0	2001	2020	2020	(\$195,682.90)
131200	LGE	0241	0	2017	2020	2020	(\$23,807.10)
131200	LGE	0241	7	2019	2020	2020	\$3,204,851.83
131200	LGE	0241	7	2020	2020	2020	(\$228,114.58)
131200	LGE	0241	9	2019	2020	2020	\$300,790.02
131200	LGE	0241	9	2020	2020	2020	\$519,409.96
131200	LGE	0242	0	2000	2020	2020	(\$55,892.44)
131200	LGE	0242	0	2018	2020	2020	(\$64,182.18)

131200 LGE	0242	7	2019	2020	(\$75,782.79)
131200 LGE	0242	7	2020	2020	\$70,335.53
131200 LGE	0242	9	2019	2020	\$75,782.79
131200 LGE	0311	0	1990	2020	(\$78,562.61)
131200 LGE	0311	7	2019	2020	(\$587,389.15)
131200 LGE	0311	9	2019	2020	\$622,500.92
131200 LGE	0321	0	2011	2020	(\$72,446.00)
131200 LGE	0321	6	2019	2020	\$0.00
131200 LGE	0321	7	2019	2020	(\$322,442.84)
131200 LGE	0321	7	2020	2020	\$2,547.42
131200 LGE	0321	9	2018	2020	\$104,531.26
131200 LGE	0321	9	2019	2020	\$429,744.37
131200 LGE	0321	9	2020	2020	\$33,083.26
131400 LGE	0211	0	1992	2020	(\$27,075.30)
131400 LGE	0211	7	2019	2020	(\$362,748.58)
131400 LGE	0211	9	2019	2020	\$362,748.58
131400 LGE	0221	9	2019	2020	\$20,218.44
131400 LGE	0231	0	2013	2020	(\$10,767.51)
131400 LGE	0231	7	2020	2020	(\$37,279.70)
131400 LGE	0231	9	2020	2020	\$52,190.83
131400 LGE	0241	0	1984	2020	(\$8,112.93)
131400 LGE	0241	7	2019	2020	(\$20,218.44)
131400 LGE	0311	0	1990	2020	(\$7,204.80)
131400 LGE	0311	7	2019	2020	\$0.01
131400 LGE	0321	0	2011	2020	(\$161,227.11)
131400 LGE	0321	7	2018	2020	(\$47,861.33)
131400 LGE	0321	7	2019	2020	(\$208,040.21)
131400 LGE	0321	9	2018	2020	\$47,861.33
131400 LGE	0321	9	2019	2020	\$208,040.27
131500 LGE	0231	7	2020	2020	(\$1,523,617.62)
131500 LGE	0231	9	2020	2020	\$1,523,617.62
131500 LGE	0241	7	2020	2020	(\$1,351,886.76)
131500 LGE	0241	9	2020	2020	\$1,351,886.76
131500 LGE	0311	0	1990	2020	(\$8,659.93)
131500 LGE	0311	7	2020	2020	\$30,475.55
131500 LGE	0321	0	2011	2020	(\$57,307.39)
131500 LGE	0321	7	2018	2020	(\$104,531.26)
131500 LGE	0321	7	2019	2020	(\$80,312.02)
131500 LGE	0321	9	2019	2020	\$80,312.02
131600 LGE	0190	7	2019	2020	(\$505,045.05)
131600 LGE	0190	9	2019	2020	\$505,045.05
131600 LGE	0231	7	2020	2020	(\$25,000.00)
131600 LGE	0241	0	2014	2020	(\$20,074.65)
131600 LGE	0241	7	2019	2020	(\$11,365.59)
131600 LGE	0241	7	2020	2020	\$63,703.51
131600 LGE	0241	9	2019	2020	\$11,365.59
131600 LGE	0241	9	2020	2020	\$83,815.37
131600 LGE	0311	7	2019	2020	(\$8,144.45)
131600 LGE	0311	7	2020	2020	\$1,259.86
131600 LGE	0311	9	2019	2020	\$8,144.45
131600 LGE	0321	7	2018	2020	(\$119,600.84)
131600 LGE	0321	7	2019	2020	\$9,637.31
131600 LGE	0321	9	2018	2020	\$119,600.84
131707 LGE	0000	0	2010	2020	(\$19,609.97)
131707 LGE	0000	9	2015	2020	\$654,803.23

131708 LGE	0000	9	2010	2020	\$2,146,809.63
133200 LGE	0451	7	2020	2020	(\$162,392.07)
133200 LGE	0451	9	2020	2020	\$162,392.07
133400 LGE	0451	0	1987	2020	(\$16,993.55)
133400 LGE	0451	9	2019	2020	\$27,731.81
133500 LGE	0450	7	2019	2020	(\$47,384.31)
133500 LGE	0451	0	2003	2020	(\$24,113.47)
133500 LGE	0451	0	2006	2020	(\$78,984.59)
133500 LGE	0451	7	2019	2020	(\$27,106.23)
133500 LGE	0451	9	2019	2020	\$27,106.23
133500 LGE	0451	0	2003	2020	\$24,113.47
133500 LGE	0451	0	2004	2020	-24113.47
133500 LGE	0451	0	2006	2020	78984.59
133500 LGE	0451	0	2007	2020	-78984.59
134100 LGE	0172	0	1955	2020	(\$10,075.15)
134100 LGE	0172	7	2019	2020	(\$80,637.67)
134100 LGE	0172	9	2019	2020	\$62,227.89
134100 LGE	0460	0	2000	2020	(\$13,021.18)
134100 LGE	0460	7	2019	2020	(\$29,892.37)
134100 LGE	0460	9	2019	2020	\$29,892.37
134100 LGE	6001	7	2019	2020	(\$629,097.75)
134100 LGE	6001	9	2019	2020	\$629,097.75
134200 LGE	0410	0	1970	2020	(\$1,204.79)
134300 LGE	0172	0	2015	2020	(\$885,152.22)
134300 LGE	0172	7	2017	2020	(\$12,016.59)
134300 LGE	0172	7	2019	2020	(\$142,065.22)
134300 LGE	0172	7	2020	2020	\$136,733.86
134300 LGE	0172	9	2019	2020	\$201,675.63
134300 LGE	0172	9	2020	2020	\$46,020.97
134300 LGE	0432	0	2011	2020	(\$361,244.59)
134300 LGE	0432	7	2019	2020	(\$214,672.71)
134300 LGE	0432	9	2019	2020	\$214,672.71
134300 LGE	0460	7	2019	2020	(\$6,611,529.29)
134300 LGE	0460	9	2019	2020	\$6,611,529.29
134300 LGE	0470	0	2002	2020	(\$8,263.29)
134300 LGE	0470	7	2019	2020	(\$19,153.98)
134300 LGE	0470	7	2020	2020	\$138,324.69
134300 LGE	0470	9	2019	2020	\$19,153.98
134300 LGE	0475	0	2004	2020	(\$61,879.06)
134300 LGE	0475	7	2019	2020	(\$140,367.15)
134300 LGE	0475	9	2019	2020	\$140,367.15
134300 LGE	0476	0	2004	2020	(\$25,167.74)
134300 LGE	0476	7	2019	2020	(\$57,090.72)
134300 LGE	0476	7	2020	2020	\$68,263.78
134300 LGE	0476	9	2019	2020	\$57,090.72
134300 LGE	0477	7	2019	2020	\$2,865.61
134300 LGE	0477	7	2020	2020	\$61,985.91
134400 LGE	0172	7	2020	2020	\$1,044.93
134400 LGE	0410	7	2019	2020	(\$84,435.71)
134400 LGE	0410	9	2019	2020	\$84,435.71
134400 LGE	0432	0	2014	2020	(\$455,399.58)
134400 LGE	0432	7	2019	2020	(\$307,680.88)
134400 LGE	0432	9	2019	2020	\$307,680.88
134400 LGE	0461	0	2000	2020	(\$144,212.52)
134400 LGE	0461	7	2019	2020	(\$202,672.44)

134400 LGE	0461	9	2019	2020	\$202,672.44
134400 LGE	6001	7	2019	2020	(\$503,250.72)
134400 LGE	6001	7	2020	2020	\$265,561.25
134400 LGE	6001	9	2019	2020	\$219,926.17
134500 LGE	0172	7	2019	2020	(\$17,225.74)
134500 LGE	0172	7	2020	2020	\$49,947.73
134500 LGE	0172	9	2019	2020	\$17,225.74
134500 LGE	0430	7	2020	2020	\$12,782.32
134500 LGE	0461	7	2019	2020	(\$168,002.89)
134500 LGE	0461	9	2019	2020	\$168,002.89
134500 LGE	6001	9	2019	2020	\$259,439.84
134600 LGE	0172	7	2019	2020	(\$19,113.80)
134600 LGE	0172	9	2019	2020	\$19,113.80
134600 LGE	6001	9	2019	2020	\$23,884.71
135210 LGE	9999	0	1978	2020	(\$4,564.80)
135210 LGE	9999	7	2020	2020	(\$1,296.30)
135210 LGE	9999	9	2018	2020	\$271,372.27
135210 LGE	9999	9	2019	2020	\$16,156.98
135310 LGE	9999	0	1956	2020	(\$1,667.33)
135310 LGE	9999	0	1959	2020	(\$1,084.00)
135310 LGE	9999	0	1963	2020	(\$1,218.87)
135310 LGE	9999	0	1970	2020	(\$3,578.04)
135310 LGE	9999	0	1971	2020	(\$2,718.27)
135310 LGE	9999	0	1973	2020	(\$13,409.44)
135310 LGE	9999	0	1980	2020	(\$6,184.59)
135310 LGE	9999	0	1984	2020	(\$68,743.62)
135310 LGE	9999	0	2012	2020	(\$0.98)
135310 LGE	9999	6	2004	2020	\$0.00
135310 LGE	9999	7	2018	2020	(\$6,806,867.76)
135310 LGE	9999	7	2019	2020	(\$3,167,298.04)
135310 LGE	9999	7	2020	2020	\$3,181,118.66
135310 LGE	9999	9	2018	2020	\$6,437,327.99
135310 LGE	9999	9	2019	2020	\$3,299,359.51
135310 LGE	9999	0	1970	2020	3578.04
135310 LGE	9999	0	1971	2020	-3578.04
135310 LGE	9999	0	1984	2020	68743.62
135310 LGE	9999	0	1985	2020	-68743.62
135500 LGE	9999	0	1980	2020	(\$3,688.95)
135500 LGE	9999	7	2017	2020	(\$3,203.29)
135500 LGE	9999	7	2019	2020	\$19,376.64
135500 LGE	9999	7	2020	2020	\$1,925,932.99
135500 LGE	9999	9	2016	2020	\$343.88
135500 LGE	9999	9	2017	2020	\$6,406.58
135500 LGE	9999	9	2019	2020	\$591,533.99
135600 LGE	9999	0	1940	2020	(\$18.27)
135600 LGE	9999	0	1941	2020	(\$67.10)
135600 LGE	9999	0	1942	2020	(\$32.69)
135600 LGE	9999	0	1947	2020	(\$12.69)
135600 LGE	9999	0	1948	2020	(\$45.93)
135600 LGE	9999	0	1976	2020	(\$78.02)
135600 LGE	9999	0	1978	2020	(\$254.86)
135600 LGE	9999	0	1994	2020	(\$1,328.05)
135600 LGE	9999	7	2017	2020	(\$3,203.29)
135600 LGE	9999	7	2018	2020	(\$210,726.23)
135600 LGE	9999	7	2019	2020	(\$564,201.56)

135600 LGE	9999	7	2020	2020	\$391,228.25
135600 LGE	9999	9	2018	2020	\$210,382.35
135600 LGE	9999	0	1940	2020	18.27
135600 LGE	9999	0	1942	2020	-18.27
135600 LGE	9999	0	1941	2020	67.1
135600 LGE	9999	0	1942	2020	-67.1
136100 LGE	9999	0	1956	2020	(\$316.55)
136100 LGE	9999	0	1978	2020	(\$4,279.88)
136100 LGE	9999	0	1981	2020	(\$3,550.19)
136100 LGE	9999	7	2019	2020	(\$47,515.33)
136100 LGE	9999	7	2020	2020	\$113,806.79
136100 LGE	9999	9	2019	2020	\$31,356.42
136100 LGE	9999	0	1981	2020	3550.19
136100 LGE	9999	0	1982	2020	-3550.19
136200 LGE	9999	0	1981	2020	(\$0.09)
136200 LGE	9999	7	2017	2020	\$154,920.05
136200 LGE	9999	7	2018	2020	(\$131,482.93)
136200 LGE	9999	7	2019	2020	\$1,126,810.83
136200 LGE	9999	7	2020	2020	\$2,179,234.55
136200 LGE	9999	9	2018	2020	\$121,332.58
136200 LGE	9999	9	2019	2020	\$505,573.16
136200 LGE	9999	0	1981	2020	0.09
136200 LGE	9999	0	1980	2020	-0.09
136400 LGE	9999	0	1942	2020	(\$2,709.08)
136400 LGE	9999	0	1947	2020	(\$28,679.36)
136400 LGE	9999	0	1953	2020	(\$46,589.80)
136400 LGE	9999	0	1957	2020	(\$37,616.68)
136400 LGE	9999	0	1963	2020	(\$9,559.45)
136400 LGE	9999	0	1965	2020	(\$16,027.26)
136400 LGE	9999	0	1966	2020	(\$15,597.52)
136400 LGE	9999	0	1967	2020	(\$902.34)
136400 LGE	9999	0	1968	2020	(\$1,052.52)
136400 LGE	9999	0	1969	2020	(\$1,328.01)
136400 LGE	9999	0	1970	2020	(\$863.42)
136400 LGE	9999	0	1971	2020	(\$1,172.31)
136400 LGE	9999	0	1972	2020	(\$1,441.60)
136400 LGE	9999	0	1973	2020	(\$1,652.17)
136400 LGE	9999	0	1974	2020	(\$831.35)
136400 LGE	9999	0	1975	2020	(\$1,195.28)
136400 LGE	9999	0	1976	2020	(\$959.32)
136400 LGE	9999	0	1977	2020	(\$1,403.30)
136400 LGE	9999	0	1978	2020	(\$1,611.52)
136400 LGE	9999	0	1979	2020	(\$2,268.79)
136400 LGE	9999	0	1980	2020	(\$1,418.37)
136400 LGE	9999	0	1981	2020	(\$1,650.06)
136400 LGE	9999	0	1982	2020	(\$768.39)
136400 LGE	9999	0	1983	2020	(\$80.89)
136400 LGE	9999	7	2014	2020	(\$2,713.85)
136400 LGE	9999	7	2015	2020	(\$1,614.26)
136400 LGE	9999	7	2018	2020	(\$14,910.45)
136400 LGE	9999	7	2019	2020	(\$3,094,318.28)
136400 LGE	9999	7	2020	2020	\$3,797,261.90
136400 LGE	9999	9	2018	2020	\$14,911.14
136400 LGE	9999	9	2019	2020	\$1,084,857.16
136400 LGE	9999	9	2020	2020	\$3,877,529.74

136400 LGE	9999	0	1953	2020	46589.8
136400 LGE	9999	0	1954	2020	-46589.8
136400 LGE	9999	0	1957	2020	37616.68
136400 LGE	9999	0	1958	2020	-37616.68
136500 LGE	9999	0	1934	2020	(\$908.17)
136500 LGE	9999	0	1935	2020	(\$1,254.82)
136500 LGE	9999	0	1942	2020	(\$285.32)
136500 LGE	9999	0	1947	2020	(\$2,063.98)
136500 LGE	9999	0	1953	2020	(\$3,503.36)
136500 LGE	9999	0	1957	2020	(\$5,379.53)
136500 LGE	9999	0	1963	2020	(\$3,364.42)
136500 LGE	9999	0	1965	2020	(\$753.03)
136500 LGE	9999	0	1966	2020	(\$984.35)
136500 LGE	9999	0	1967	2020	(\$2,124.04)
136500 LGE	9999	0	1968	2020	(\$2,532.85)
136500 LGE	9999	0	1969	2020	(\$2,952.05)
136500 LGE	9999	0	1970	2020	(\$3,827.67)
136500 LGE	9999	0	1971	2020	(\$2,227.14)
136500 LGE	9999	0	1972	2020	(\$1,941.74)
136500 LGE	9999	0	1973	2020	(\$2,051.36)
136500 LGE	9999	0	1974	2020	(\$6,617.39)
136500 LGE	9999	0	1975	2020	(\$15,528.22)
136500 LGE	9999	0	1976	2020	(\$7,752.43)
136500 LGE	9999	0	1977	2020	(\$7,261.27)
136500 LGE	9999	0	1978	2020	(\$9,151.65)
136500 LGE	9999	0	1979	2020	(\$9,360.81)
136500 LGE	9999	0	1980	2020	(\$7,229.62)
136500 LGE	9999	0	1981	2020	(\$5,639.18)
136500 LGE	9999	0	1982	2020	(\$5,141.35)
136500 LGE	9999	0	1983	2020	(\$5,607.48)
136500 LGE	9999	0	1984	2020	(\$3,510.25)
136500 LGE	9999	0	1985	2020	(\$3,961.25)
136500 LGE	9999	0	1986	2020	(\$3,667.75)
136500 LGE	9999	0	1987	2020	(\$3,141.83)
136500 LGE	9999	0	1988	2020	(\$2,528.17)
136500 LGE	9999	0	1989	2020	(\$3,639.47)
136500 LGE	9999	0	1990	2020	(\$2,830.63)
136500 LGE	9999	0	1991	2020	(\$6,489.37)
136500 LGE	9999	0	1992	2020	(\$2,920.53)
136500 LGE	9999	0	1993	2020	(\$2,615.43)
136500 LGE	9999	0	1994	2020	(\$2,516.34)
136500 LGE	9999	0	1995	2020	(\$3,778.14)
136500 LGE	9999	0	1996	2020	(\$1,227.23)
136500 LGE	9999	0	1997	2020	(\$2,259.59)
136500 LGE	9999	0	1998	2020	(\$1,222.53)
136500 LGE	9999	0	1999	2020	(\$2,056.01)
136500 LGE	9999	0	2000	2020	(\$19,736.41)
136500 LGE	9999	0	2001	2020	(\$14,600.61)
136500 LGE	9999	0	2002	2020	(\$9,415.83)
136500 LGE	9999	0	2003	2020	(\$15,683.46)
136500 LGE	9999	0	2004	2020	(\$21,502.82)
136500 LGE	9999	0	2005	2020	(\$25,292.57)
136500 LGE	9999	0	2006	2020	(\$12,692.04)
136500 LGE	9999	0	2007	2020	(\$245.88)
136500 LGE	9999	0	2008	2020	(\$7,221.49)

136500 LGE	9999	0	2009	2020	(\$9,940.93)
136500 LGE	9999	0	2010	2020	(\$15,594.18)
136500 LGE	9999	0	2011	2020	(\$7,732.49)
136500 LGE	9999	0	2012	2020	(\$19,226.80)
136500 LGE	9999	0	2013	2020	(\$17,659.13)
136500 LGE	9999	0	2014	2020	(\$140,033.18)
136500 LGE	9999	0	2015	2020	(\$47,411.97)
136500 LGE	9999	0	2016	2020	(\$10,182.50)
136500 LGE	9999	0	2017	2020	(\$21,736.34)
136500 LGE	9999	0	2018	2020	(\$20,500.07)
136500 LGE	9999	0	2019	2020	(\$7,947.04)
136500 LGE	9999	0	2020	2020	(\$1,289.64)
136500 LGE	9999	7	2015	2020	(\$474,946.59)
136500 LGE	9999	7	2016	2020	(\$176,299.77)
136500 LGE	9999	7	2018	2020	(\$123,715.56)
136500 LGE	9999	7	2019	2020	(\$5,529,605.57)
136500 LGE	9999	7	2020	2020	\$8,116,597.11
136500 LGE	9999	9	2014	2020	\$872.92
136500 LGE	9999	9	2015	2020	\$7,437.73
136500 LGE	9999	9	2018	2020	\$123,714.79
136500 LGE	9999	9	2019	2020	\$4,237,010.74
136500 LGE	9999	9	2020	2020	\$1,368,609.30
136500 LGE	9999	0	1934	2020	908.17
136500 LGE	9999	0	1932	2020	-908.17
136500 LGE	9999	0	1935	2020	1254.82
136500 LGE	9999	0	1936	2020	-1254.82
136500 LGE	9999	0	1947	2020	2063.98
136500 LGE	9999	0	1948	2020	-2063.98
136600 LGE	9999	0	1934	2020	(\$396,781.88)
136600 LGE	9999	0	1949	2020	(\$2,857.80)
136600 LGE	9999	0	1950	2020	(\$912.72)
136600 LGE	9999	0	1951	2020	(\$1,717.23)
136600 LGE	9999	0	1953	2020	(\$961.93)
136600 LGE	9999	0	1957	2020	(\$909.01)
136600 LGE	9999	0	1972	2020	(\$20.31)
136600 LGE	9999	7	2019	2020	\$16.96
136600 LGE	9999	7	2020	2020	\$172,210.07
136600 LGE	9999	9	2019	2020	\$13,526.65
136600 LGE	9999	9	2020	2020	\$814.63
136600 LGE	9999	0	1934	2020	396781.88
136600 LGE	9999	0	1925	2020	-396781.88
136700 LGE	9999	0	1947	2020	(\$90.60)
136700 LGE	9999	0	1953	2020	(\$359.42)
136700 LGE	9999	0	1957	2020	(\$833.17)
136700 LGE	9999	0	1963	2020	(\$21.33)
136700 LGE	9999	0	1964	2020	(\$4.75)
136700 LGE	9999	0	1965	2020	(\$77.50)
136700 LGE	9999	0	1966	2020	(\$5,155.96)
136700 LGE	9999	0	1967	2020	(\$26,982.80)
136700 LGE	9999	0	1968	2020	(\$53,622.58)
136700 LGE	9999	0	1969	2020	(\$81,037.84)
136700 LGE	9999	0	1970	2020	(\$559.23)
136700 LGE	9999	0	1971	2020	(\$552.43)
136700 LGE	9999	0	1972	2020	(\$1,107.91)
136700 LGE	9999	0	1973	2020	(\$1,531.64)

136700 LGE	9999	0	1974	2020	(\$553.31)
136700 LGE	9999	0	1975	2020	(\$362.88)
136700 LGE	9999	0	1976	2020	(\$477.26)
136700 LGE	9999	0	1977	2020	(\$660.37)
136700 LGE	9999	0	1978	2020	(\$792.89)
136700 LGE	9999	0	1979	2020	(\$865.21)
136700 LGE	9999	0	1980	2020	(\$504.04)
136700 LGE	9999	0	1981	2020	(\$801.51)
136700 LGE	9999	0	1982	2020	(\$608.22)
136700 LGE	9999	0	1983	2020	(\$548.25)
136700 LGE	9999	0	1984	2020	(\$231.99)
136700 LGE	9999	0	1985	2020	(\$11,590.26)
136700 LGE	9999	0	1986	2020	(\$407.03)
136700 LGE	9999	0	1987	2020	(\$506.58)
136700 LGE	9999	0	1988	2020	(\$514.25)
136700 LGE	9999	0	1989	2020	(\$404.93)
136700 LGE	9999	0	1990	2020	(\$430.00)
136700 LGE	9999	0	1991	2020	(\$650.80)
136700 LGE	9999	0	1992	2020	(\$138.36)
136700 LGE	9999	0	1993	2020	(\$364.57)
136700 LGE	9999	0	1994	2020	(\$198.18)
136700 LGE	9999	0	1995	2020	(\$212.17)
136700 LGE	9999	0	1996	2020	(\$105.74)
136700 LGE	9999	0	1997	2020	(\$192.78)
136700 LGE	9999	0	1998	2020	(\$106.86)
136700 LGE	9999	0	1999	2020	(\$137.40)
136700 LGE	9999	0	2000	2020	(\$271.68)
136700 LGE	9999	0	2001	2020	(\$115.27)
136700 LGE	9999	0	2002	2020	(\$87.20)
136700 LGE	9999	0	2003	2020	(\$124.74)
136700 LGE	9999	0	2004	2020	(\$405.97)
136700 LGE	9999	0	2005	2020	(\$1,383.12)
136700 LGE	9999	0	2008	2020	(\$945.89)
136700 LGE	9999	0	2009	2020	(\$122.04)
136700 LGE	9999	0	2010	2020	(\$24.07)
136700 LGE	9999	0	2011	2020	(\$116.66)
136700 LGE	9999	0	2012	2020	(\$603.38)
136700 LGE	9999	0	2013	2020	(\$9.89)
136700 LGE	9999	0	2014	2020	(\$509.58)
136700 LGE	9999	0	2015	2020	(\$275.68)
136700 LGE	9999	0	2016	2020	(\$15.09)
136700 LGE	9999	0	2017	2020	(\$9.29)
136700 LGE	9999	0	2018	2020	(\$29.44)
136700 LGE	9999	0	2019	2020	(\$2.02)
136700 LGE	9999	7	2015	2020	(\$596,339.91)
136700 LGE	9999	7	2018	2020	(\$1,223.66)
136700 LGE	9999	7	2019	2020	(\$2,055,864.04)
136700 LGE	9999	7	2020	2020	\$7,447,838.86
136700 LGE	9999	9	2015	2020	\$1,754,734.76
136700 LGE	9999	9	2018	2020	\$1,223.74
136700 LGE	9999	9	2019	2020	\$2,094,231.78
136700 LGE	9999	9	2020	2020	\$11,546.40
136700 LGE	9999	0	1947	2020	90.6
136700 LGE	9999	0	1953	2020	-90.6
136800 LGE	9999	7	2019	2020	\$18,898.52

136800 LGE	9999	7	2020	2020	\$2,094,929.26
136910 LGE	9999	0	1967	2020	(\$2,566.63)
136910 LGE	9999	0	1968	2020	(\$346.23)
136910 LGE	9999	0	1969	2020	(\$1,000.47)
136910 LGE	9999	0	1970	2020	(\$755.40)
136910 LGE	9999	0	1972	2020	(\$566.19)
136910 LGE	9999	0	1973	2020	(\$3,179.58)
136910 LGE	9999	0	1974	2020	(\$893.73)
136910 LGE	9999	0	1975	2020	(\$1,698.76)
136910 LGE	9999	7	2020	2020	\$65,306.39
137000 LGE	9999	7	2020	2020	\$321,198.01
137001 LGE	9999	7	2020	2020	\$4,875.58
137101 LGE	9999	9	2019	2020	\$610.60
137310 LGE	9999	7	2020	2020	\$511,388.73
137320 LGE	9999	7	2020	2020	\$253,799.52
139200 LGE	9999	7	2019	2020	(\$296,593.47)
139210 LGE	9999	7	2019	2020	(\$181,926.00)
139210 LGE	9999	7	2020	2020	(\$381,820.00)
139210 LGE	9999	9	2019	2020	\$220,234.63
139210 LGE	9999	9	2020	2020	\$954,907.46
139220 LGE	9999	0	2000	2020	(\$5,986.57)
139220 LGE	9999	0	2000	2020	5986.57
139220 LGE	9999	0	2002	2020	-5986.57
139400 LGE	9999	0	1995	2020	(\$137,716.09)
139400 LGE	9999	7	2020	2020	(\$84,892.75)
139400 LGE	9999	9	2020	2020	\$195,311.84
139610 LGE	9999	0	1987	2020	(\$62,715.45)
139610 LGE	9999	0	1997	2020	(\$74,615.14)
139610 LGE	9999	0	1999	2020	(\$79,529.76)
139610 LGE	9999	7	2019	2020	(\$122,979.42)
139610 LGE	9999	7	2020	2020	(\$381,820.00)
139610 LGE	9999	9	2019	2020	\$400,916.76
139610 LGE	9999	9	2020	2020	\$55,822.08
139620 LGE	9999	7	2020	2020	\$0.00
235120 LGE	9999	0	1960	2020	(\$2,452.24)
235120 LGE	9999	0	1962	2020	(\$1,494.83)
235120 LGE	9999	0	1972	2020	(\$1,575.25)
235120 LGE	9999	7	2019	2020	(\$399,728.52)
235120 LGE	9999	9	2019	2020	\$389,028.52
235120 LGE	9999	0	1972	2020	790.38
235120 LGE	9999	0	1974	2020	-790.38
235255 LGE	9999	7	2019	2020	(\$18,999.89)
235255 LGE	9999	7	2020	2020	\$16,178.40
235255 LGE	9999	9	2020	2020	\$273,073.24
235300 LGE	9999	7	2020	2020	\$100,694.85
235400 LGE	9999	0	1966	2020	(\$840.54)
235400 LGE	9999	0	1967	2020	(\$1,260.59)
235400 LGE	9999	7	2019	2020	(\$1,126,610.27)
235400 LGE	9999	7	2020	2020	\$185,629.37
235400 LGE	9999	9	2019	2020	\$1,125,443.65
235400 LGE	9999	9	2020	2020	\$231,546.99
235400 LGE	9999	0	1966	2020	840.54
235400 LGE	9999	0	1967	2020	-840.54
235600 LGE	9999	7	2019	2020	\$8,662.49
235700 LGE	9999	0	1958	2020	(\$1,263.42)

235700 LGE	9999	0	1959	2020	(\$758.66)
235805 LGE	9999	0	2010	2020	(\$157,639.85)
236700 LGE	9999	7	2018	2020	\$427,185.26
236700 LGE	9999	7	2019	2020	\$892,693.33
236700 LGE	9999	7	2020	2020	\$101,830.45
237413 LGE	9999	9	2017	2020	\$4,018.75
237600 LGE	9999	0	1942	2020	(\$169.11)
237600 LGE	9999	0	1953	2020	(\$4.14)
237600 LGE	9999	7	2018	2020	(\$418,722.27)
237600 LGE	9999	7	2019	2020	(\$1,028,636.27)
237600 LGE	9999	7	2020	2020	\$1,219,296.60
237600 LGE	9999	9	2018	2020	\$418,722.27
237600 LGE	9999	9	2019	2020	\$1,947,892.46
237610 LGE	9999	7	2019	2020	(\$158,169.37)
237610 LGE	9999	7	2020	2020	\$51.09
237620 LGE	9999	7	2020	2020	(\$39,120.13)
237800 LGE	9999	7	2019	2020	\$12,700.31
237800 LGE	9999	7	2020	2020	\$122,613.05
237900 LGE	9999	0	1992	2020	(\$8,765.15)
237900 LGE	9999	7	2019	2020	(\$19,449.38)
237900 LGE	9999	7	2020	2020	\$12,121.07
237900 LGE	9999	9	2019	2020	\$19,449.35
237900 LGE	9999	9	2020	2020	\$35,612.84
237900 LGE	9999	0	1992	2020	2451.05
237900 LGE	9999	0	1994	2020	-2451.05
238000 LGE	9999	7	2015	2020	(\$47,951.04)
238000 LGE	9999	7	2019	2020	(\$1,709,491.63)
238000 LGE	9999	7	2020	2020	\$1,864.19
238000 LGE	9999	9	2015	2020	\$68,929.42
238000 LGE	9999	9	2019	2020	\$5,338.05
238000 LGE	9999	9	2020	2020	\$2,221,670.27
238000 LGE	9999	0	1934	2020	1042.88
238000 LGE	9999	0	1925	2020	-1042.88
238010 LGE	9999	7	2020	2020	\$9,439.25
238020 LGE	9999	7	2020	2020	\$4,116,701.48
238100 LGE	9999	7	2019	2020	(\$27,611.46)
238100 LGE	9999	7	2020	2020	\$644,681.16
238300 LGE	9999	7	2020	2020	\$14,263.11
238807 LGE	9999	0	2010	2020	(\$31,924.24)
239400 LGE	9999	0	1995	2020	(\$22,071.60)
239610 LGE	9999	0	2003	2020	(\$97,496.39)
239610 LGE	9999	0	2005	2020	(\$167,740.03)
239610 LGE	9999	7	2020	2020	(\$41,843.76)
239610 LGE	9999	9	2020	2020	\$344,911.70
239610 LGE	9999	0	2003	2020	97496.39
239610 LGE	9999	0	2004	2020	-97496.39
330300 LGE	9999	0	2015	2020	(\$324,824.11)
330300 LGE	9999	7	2019	2020	(\$516,260.57)
330300 LGE	9999	7	2020	2020	\$598,701.49
330300 LGE	9999	9	2019	2020	\$498,699.85
330300 LGE	9999	9	2020	2020	\$14,076.74
339010 LGE	9999	0	2001	2020	(\$68,916.77)
339010 LGE	9999	0	2002	2020	(\$53,253.62)
339010 LGE	9999	0	2007	2020	(\$185,006.78)
339010 LGE	9999	0	2018	2020	(\$100,025.36)

339010 LGE	9999	7	2018	2020	(\$2,269,206.43)
339010 LGE	9999	7	2019	2020	(\$707,656.70)
339010 LGE	9999	7	2020	2020	\$2,182,506.75
339010 LGE	9999	9	2018	2020	\$2,382,239.95
339010 LGE	9999	9	2019	2020	\$738,624.60
339010 LGE	9999	9	2020	2020	\$26,592.51
339030 LGE	9999	7	2019	2020	(\$168,863.75)
339030 LGE	9999	7	2020	2020	\$12,410.40
339030 LGE	9999	9	2019	2020	\$159,315.32
339040 LGE	9999	7	2019	2020	(\$8.15)
339110 LGE	9999	0	2000	2020	(\$192,798.96)
339110 LGE	9999	7	2018	2020	(\$109,583.20)
339110 LGE	9999	9	2020	2020	\$11,410.51
339120 LGE	9999	7	2018	2020	(\$71,467.33)
339120 LGE	9999	7	2019	2020	(\$1,198.54)
339130 LGE	9999	0	2015	2020	(\$37,898.64)
339130 LGE	9999	7	2019	2020	(\$1,957,864.85)
339130 LGE	9999	7	2020	2020	(\$66,413.87)
339130 LGE	9999	9	2019	2020	\$571,505.48
339130 LGE	9999	9	2020	2020	\$224,879.49
339131 LGE	9999	0	2016	2020	(\$24,326.42)
339131 LGE	9999	7	2020	2020	\$24.88
339131 LGE	9999	9	2019	2020	\$1,442,662.71
339131 LGE	9999	9	2020	2020	\$15,369.23
339140 LGE	9999	7	2020	2020	\$8,722.52
339200 LGE	9999	7	2020	2020	(\$116,422.28)
339200 LGE	9999	9	2018	2020	\$17,386.56
339200 LGE	9999	9	2020	2020	\$116,422.28
339300 LGE	9999	0	1995	2020	(\$1,048,710.62)
339400 LGE	9999	0	1995	2020	(\$482,263.72)
339400 LGE	9999	7	2019	2020	(\$46,873.71)
339400 LGE	9999	7	2020	2020	\$110,603.85
339400 LGE	9999	9	2019	2020	\$56,422.14
339610 LGE	9999	7	2019	2020	(\$24,994.39)
339610 LGE	9999	9	2018	2020	\$50,630.45
339610 LGE	9999	9	2019	2020	\$24,994.39
339710 LGE	9999	7	2019	2020	(\$226,620.70)
339710 LGE	9999	7	2020	2020	\$1,351,504.98
339710 LGE	9999	9	2019	2020	\$227,788.96

Attachment to Response to DOD-FEA-1 Question No. 14

Kentucky Utilities Company
Salvage & Cost of Removal Study 1964 - Q2 2020

Page 1581 of 2358

Garrett/Spanos

Acct	Year	Retirements	Reimbursements	Gross Salvage	Cost of Removal
135010	1964	1,333.00	-	1,082.00	-
135200	1964	1,793.00	-	280.00	150.00
135310	1964	231,784.00	-	68,410.00	9,539.00
135400	1964	653.00	14.00	-	1,053.00
135500	1964	198,776.00	4,907.00	47,357.00	72,947.00
135600	1964	388,995.00	-	90,900.00	133,716.00
135310	1967	145,196.00	-	30,217.00	53,297.00
135500	1967	98,578.00	86,490.00	12,347.00	35,526.00
135600	1967	73,433.00	39,750.00	17,984.00	27,409.00
136100	1967	5,479.00	-	2,444.00	439.00
136200	1967	118,980.00	-	45,347.00	8,749.00
136400	1967	292,808.00	38,461.00	85,765.00	122,035.00
136500	1967	158,615.00	37,623.00	53,601.00	60,770.00
136800	1967	223,524.00	6,343.00	87,217.00	50,028.00
136900	1967	135,454.00	2,643.00	27,615.00	91,234.00
137000	1967	85,265.00	-	3,749.00	7,779.00
137100	1967	61,794.00	375.00	25,316.00	18,727.00
137300	1967	95,525.00	836.00	30,315.00	30,984.00
139010	1967	38,784.00	-	577.00	1,077.00
139110	1967	11,526.00	-	1,197.00	-
139300	1967	120.00	-	-	-
139400	1967	443.00	-	159.00	-
139800	1967	1,311.00	-	562.00	-
135310	1970	62,147.00	-	12,605.00	7,354.00
135400	1970	4,069.00	-	2,189.00	8,375.00
135500	1970	164,297.00	48,575.00	34,212.00	64,582.00
135600	1970	164,675.00	34,358.00	54,236.00	51,686.00
136100	1970	6,918.00	-	2,141.00	1,323.00
136200	1970	152,891.00	-	41,015.00	11,710.00
136400	1970	424,592.00	38,707.00	86,915.00	169,860.00
136500	1970	393,297.00	44,212.00	219,218.00	179,982.00
136700	1970	1,026.00	-	202.00	153.00
136800	1970	429,872.00	28,749.00	73,614.00	102,335.00
136900	1970	156,606.00	3,209.00	30,327.00	107,227.00
137000	1970	135,789.00	-	6,571.00	10,001.00
137100	1970	68,849.00	1,523.00	18,069.00	23,190.00
137300	1970	129,575.00	2,559.00	34,860.00	39,160.00
139010	1970	280.00	-	10.00	130.00
139110	1970	17,525.00	-	862.00	20.00
139400	1970	154.00	-	-	-
139500	1970	226.00	-	2.00	-
139800	1970	1,590.00	-	100.00	-
135010	1975	32,928.00	2,050.00	3.00	8,138.00
135310	1975	229,655.00	-	14,319.00	6,280.00
135400	1975	46,976.00	-	3,522.00	3,825.00
135500	1975	446,074.00	51,896.00	64,103.00	6,694.00
135600	1975	413,601.00	77,727.00	91,140.00	129,292.00
136010	1975	575.00	-	158.00	1,713.00
136100	1975	2,564.00	-	1,132.00	501.00
136200	1975	104,999.00	101.00	40,083.00	14,223.00
136400	1975	410,684.00	28,582.00	110,731.00	156,725.00
136500	1975	374,260.00	43,863.00	121,050.00	174,975.00
136700	1975	23,964.00	-	11,249.00	6,305.00
136800	1975	450,846.00	9,617.00	120,843.00	63,529.00
136900	1975	181,496.00	326.00	34,356.00	93,941.00

Attachment to Response to DOD-FEA-1 Question No. 14

Kentucky Utilities Company
Salvage & Cost of Removal Study 1964 - Q2 2020

Page 1582 of 2358

Garrett/Spanos

Acct	Year	Retirements	Reimbursements	Gross Salvage	Cost of Removal
137000	1975	223,806.00	-	1,929.00	3,359.00
137100	1975	120,781.00	1,145.00	43,854.00	35,925.00
137300	1975	110,142.00	724.00	35,778.00	29,667.00
139010	1975	7,364.00	-	3,444.00	611.00
139110	1975	49,443.00	-	17,338.00	7,307.00
139400	1975	19,568.00	-	4,790.00	294.00
139500	1975	31,429.00	-	6,953.00	472.00
139800	1975	30,899.00	-	15,687.00	464.00
135010	1977	4,315.00	-	-	87.00
135310	1977	42,471.00	-	29,347.00	10,018.00
135500	1977	53,762.00	83,306.00	9,758.00	2,260.00
135600	1977	90,929.00	239,514.00	47,915.00	28,342.00
136200	1977	104,994.00	-	79,106.00	9,677.00
136400	1977	316,551.00	44,632.00	89,528.00	113,887.00
136500	1977	258,930.00	29,953.00	116,493.00	131,168.00
136600	1977	22.00	-	1.00	10.00
136700	1977	15,178.00	1,835.00	4,515.00	2,832.00
136800	1977	356,136.00	6,015.00	106,006.00	48,244.00
136900	1977	227,128.00	1,372.00	40,003.00	126,571.00
137000	1977	500,921.00	-	121,165.00	10,166.00
137100	1977	144,435.00	562.00	54,040.00	53,756.00
137300	1977	150,256.00	1,618.00	43,193.00	44,273.00
139010	1977	3,394.00	-	-	68.00
139110	1977	21,953.00	-	1,968.00	445.00
139400	1977	1,705.00	-	-	36.00
139500	1977	9,090.00	3,383.00	-	184.00
139700	1977	10,742.00	-	-	218.00
139800	1977	3,857.00	-	85.00	-
135010	1979	756.00	-	-	-
135200	1979	679.00	-	523.00	609.00
135310	1979	92,234.00	-	76,610.00	17,103.00
135400	1979	15,270.00	11,449.00	5,062.00	16,037.00
135500	1979	99,941.00	1,582.00	22,289.00	29,625.00
135600	1979	151,225.00	2,452.00	70,720.00	55,457.00
136100	1979	2,305.00	-	2,062.00	20.00
136200	1979	213,082.00	41,734.00	94,763.00	7,088.00
136400	1979	420,449.00	4,163.00	35,377.00	192,722.00
136500	1979	366,868.00	5,131.00	173,586.00	219,222.00
136600	1979	977.00	-	-	14.00
136700	1979	14,210.00	-	3,901.00	2,584.00
136800	1979	473,511.00	8,333.00	124,035.00	72,281.00
136900	1979	239,255.00	309.00	74,267.00	148,144.00
137000	1979	204,618.00	-	8,059.00	-
137100	1979	190,150.00	182.00	44,512.00	86,365.00
137300	1979	129,621.00	-	66,181.00	43,165.00
139010	1979	28,369.00	-	-	1,846.00
139110	1979	28,434.00	-	1,816.00	-
139300	1979	110.00	-	-	-
139400	1979	3,957.00	-	200.00	-
139500	1979	1,161.00	-	-	-
139800	1979	1,058.00	-	70.00	-
135310	1980	86,293.00	-	22,510.00	7,900.00
135400	1980	3,393.00	-	2,471.00	3,724.00
135500	1980	158,983.00	3,647.00	47,152.00	159,297.00
135600	1980	154,215.00	622.00	75,871.00	158,423.00

Attachment to Response to DOD-FEA-1 Question No. 14

Kentucky Utilities Company
Salvage & Cost of Removal Study 1964 - Q2 2020

Page 1583 of 2358

Garrett/Spanos

Acct	Year	Retirements	Reimbursements	Gross Salvage	Cost of Removal
136100	1980	2,419.00	-	985.00	723.00
136200	1980	125,204.00	-	75,283.00	24,636.00
136400	1980	483,167.00	4,555.00	142,257.00	255,275.00
136500	1980	415,150.00	3,210.00	202,866.00	288,357.00
136600	1980	184.00	-	-	3.00
136700	1980	18,294.00	-	5,911.00	2,132.00
136800	1980	669,528.00	4,271.00	121,915.00	346,562.00
136900	1980	237,846.00	(223.00)	78,043.00	165,141.00
137000	1980	285,932.00	-	9,428.00	-
137100	1980	219,124.00	(43.00)	45,764.00	105,490.00
137300	1980	207,843.00	30.00	77,422.00	71,007.00
139010	1980	12,474.00	-	-	4,674.00
139110	1980	96,902.00	-	1,017.00	-
139400	1980	4,224.00	-	200.00	-
139700	1980	14,739.00	-	-	-
139800	1980	2,331.00	-	-	-
135200	1981	1,404.00	(46.00)	1,182.00	748.00
135310	1981	129,907.00	-	65,724.00	8,078.00
135500	1981	155,554.00	736.00	22,446.00	57,751.00
135600	1981	250,372.00	780.00	68,770.00	89,201.00
136100	1981	809.00	-	-	-
136200	1981	335,973.00	11,472.00	89,714.00	10,289.00
136400	1981	457,330.00	2,718.00	132,829.00	214,077.00
136500	1981	347,351.00	1,856.00	155,885.00	212,417.00
136700	1981	33,238.00	(385.00)	5,513.00	4,549.00
136800	1981	702,226.00	744.00	108,604.00	120,832.00
136900	1981	252,232.00	(35.00)	71,470.00	181,894.00
137000	1981	234,503.00	-	8,608.00	-
137100	1981	235,389.00	132.00	58,362.00	115,409.00
137300	1981	161,743.00	927.00	79,481.00	60,422.00
139010	1981	12,016.00	1,794.00	-	5,463.00
139110	1981	12,742.00	-	959.00	-
139400	1981	702.00	-	-	-
139500	1981	1,784.00	-	-	-
139700	1981	198,755.00	-	-	-
139800	1981	1,439.00	-	-	-
135200	1982	1,759.00	-	720.00	806.00
135310	1982	183,882.00	157,820.00	67,189.00	21,691.00
135400	1982	7,904.00	-	-	168.00
135500	1982	144,181.00	(312.00)	14,041.00	74,982.00
135600	1982	76,509.00	(491.00)	25,912.00	42,579.00
136200	1982	92,238.00	-	54,067.00	11,896.00
136400	1982	538,296.00	1,247.00	154,598.00	284,667.00
136500	1982	447,457.00	2,016.00	220,895.00	297,208.00
136700	1982	16,079.00	448.00	4,253.00	1,522.00
136800	1982	693,889.00	1,435.00	139,367.00	115,311.00
136900	1982	226,000.00	(29.00)	53,548.00	163,301.00
137000	1982	237,478.00	-	7,561.00	-
137100	1982	240,982.00	19.00	55,005.00	125,121.00
137300	1982	245,133.00	(343.00)	159,292.00	63,019.00
139010	1982	5,437.00	-	-	2,000.00
139110	1982	16,411.00	-	2,164.00	-
139400	1982	4,552.00	-	75.00	-
139700	1982	2,898.00	-	-	-
139800	1982	4,289.00	-	367.00	-

Attachment to Response to DOD-FEA-1 Question No. 14

Kentucky Utilities Company
Salvage & Cost of Removal Study 1964 - Q2 2020

Page 1584 of 2358

Garrett/Spanos

Acct	Year	Retirements	Reimbursements	Gross Salvage	Cost of Removal
135200	1985	2,967.00	-	356.00	6,845.00
135310	1985	217,959.00	-	17,298.00	29,125.00
135400	1985	7,239.00	-	604.00	10,771.00
135500	1985	295,387.00	124,940.00	21,727.00	195,597.00
135600	1985	271,431.00	163,578.00	38,094.00	241,007.00
136100	1985	423.00	-	46.00	23.00
136200	1985	326,963.00	704.00	252,702.00	14,394.00
136400	1985	571,087.00	161,946.00	106,240.00	368,139.00
136500	1985	413,733.00	88,257.00	174,340.00	392,771.00
136700	1985	28,973.00	25,231.00	4,448.00	3,253.00
136800	1985	896,089.00	45,004.00	157,649.00	142,332.00
136900	1985	307,193.00	2,820.00	50,161.00	189,913.00
137000	1985	209,213.00	70.00	6,350.00	130.00
137100	1985	236,086.00	6,013.00	42,899.00	149,431.00
137300	1985	301,872.00	48,991.00	92,393.00	73,434.00
139010	1985	2,780.00	6,736.00	-	-
139110	1985	1,361,408.00	-	810.00	-
139300	1985	48,944.00	-	-	-
139400	1985	119,753.00	-	-	-
139500	1985	170,233.00	-	-	-
139700	1985	166,399.00	-	-	-
139800	1985	190,035.00	-	1,000.00	-
135200	1986	123.00	-	-	-
135310	1986	83,514.00	100,254.00	20,030.00	28,837.00
135400	1986	18,776.00	-	14,112.00	6,598.00
135500	1986	195,216.00	57,114.00	44,998.00	162,611.00
135600	1986	168,572.00	24,668.00	125,859.00	103,081.00
136010	1986	52.00	-	-	-
136100	1986	4,608.00	-	1,688.00	3,803.00
136200	1986	190,339.00	19,001.00	24,533.00	33,002.00
136400	1986	842,348.00	161,302.00	109,923.00	477,159.00
136500	1986	494,268.00	114,220.00	169,442.00	452,618.00
136600	1986	3,615.00	-	201.00	630.00
136700	1986	46,524.00	20,433.00	5,792.00	7,827.00
136800	1986	1,749,115.00	46,749.00	223,414.00	974,420.00
136900	1986	400,742.00	3,101.00	51,735.00	259,211.00
137000	1986	140,217.00	1,643.00	415.00	-
137100	1986	268,717.00	9,425.00	38,447.00	169,600.00
137300	1986	230,790.00	51,200.00	72,998.00	92,991.00
139010	1986	101,770.00	187,548.00	-	7,729.00
139110	1986	100,359.00	-	-	-
139400	1986	4,839.00	-	-	-
139700	1986	2,454.00	-	-	899.00
139800	1986	2,233.00	-	-	-
135200	1987	2,832.00	-	50.00	1,256.00
135310	1987	315,181.00	297,292.00	49,454.00	15,504.00
135500	1987	457,818.00	52,789.00	51,935.00	338,082.00
135600	1987	376,013.00	48,872.00	74,410.00	268,761.00
136010	1987	10,422.00	-	5,211.00	-
136100	1987	11,848.00	-	2,266.00	1,210.00
136200	1987	285,835.00	-	226,075.00	21,026.00
136400	1987	755,330.00	229,120.00	126,666.00	593,598.00
136500	1987	707,438.00	89,532.00	201,963.00	435,605.00
136700	1987	89,465.00	46,953.00	19,936.00	10,081.00
136800	1987	1,032,838.00	52,688.00	154,680.00	145,410.00

Attachment to Response to DOD-FEA-1 Question No. 14

Kentucky Utilities Company
Salvage & Cost of Removal Study 1964 - Q2 2020

Page 1585 of 2358

Garrett/Spanos

Acct	Year	Retirements	Reimbursements	Gross Salvage	Cost of Removal
136900	1987	383,791.00	1,058.00	51,273.00	138,457.00
137000	1987	392,164.00	865.00	647.00	113.00
137100	1987	229,847.00	6,526.00	31,275.00	20,932.00
137300	1987	514,814.00	176,433.00	104,654.00	44,409.00
139010	1987	98,206.00	-	48,102.00	344.00
139110	1987	39,107.00	-	1,000.00	-
139400	1987	2,987.00	-	2,987.00	-
139700	1987	430.00	-	-	21.00
139800	1987	12,021.00	-	-	-
131100	1988	6,045.00	-	-	-
131200	1988	5,472,744.00	-	85,506.00	(33,162.00)
131600	1988	7,815.00	-	100.00	-
135200	1988	2,848.00	-	-	236.00
135310	1988	664,658.00	117,658.00	79,164.00	20,376.00
135320	1988	3,556.00	-	-	920.00
135400	1988	27,311.00	-	-	(18.00)
135500	1988	604,760.00	295,691.00	(22,884.00)	70,631.00
135600	1988	449,663.00	243,529.00	(9,064.00)	34,559.00
136010	1988	1,881.00	-	45.00	544.00
136100	1988	18,270.00	-	213.00	3,928.00
136200	1988	451,776.00	88,395.00	18,242.00	30,717.00
136400	1988	1,037,016.00	356,886.00	974,976.00	523,401.00
136500	1988	767,896.00	196,976.00	155,148.00	395,093.00
136700	1988	87,088.00	51,322.00	3,342.00	11,885.00
136800	1988	2,062,556.00	46,562.00	130,895.00	76,847.00
136900	1988	377,190.00	1,062.00	51,803.00	119,253.00
137000	1988	373,675.00	2,515.00	4,055.00	4,471.00
137100	1988	262,863.00	949.00	45,433.00	21,093.00
137300	1988	728,697.00	60,318.00	75,076.00	40,164.00
139010	1988	193,975.00	59,551.00	-	49.00
139110	1988	59,395.00	-	-	-
139300	1988	2,672.00	-	-	-
139400	1988	11,273.00	-	(179.00)	(338.00)
139500	1988	555.00	-	-	-
139700	1988	2,514.00	114.00	-	-
139800	1988	15,695.00	-	-	-
131100	1989	2,547.00	-	-	-
131200	1989	140,477.00	-	-	-
131600	1989	20,616.00	-	4,480.00	-
133400	1989	3,316.00	-	-	-
135200	1989	4,278.00	-	-	1,477.00
135310	1989	139,315.00	94,849.00	16,568.00	21,617.00
135320	1989	1,138.00	-	-	177.00
135400	1989	-	-	-	-
135500	1989	208,004.00	116,855.00	14,916.00	153,267.00
135600	1989	109,255.00	164,896.00	16,616.00	28,945.00
136100	1989	98.00	-	164.00	74.00
136200	1989	195,083.00	88,345.00	55,356.00	51,602.00
136400	1989	809,610.00	494,956.00	95,316.00	629,908.00
136500	1989	679,291.00	289,737.00	228,647.00	511,936.00
136600	1989	237.00	103.00	22.00	-
136700	1989	62,027.00	72,494.00	8,217.00	18,853.00
136800	1989	1,044,857.00	157,063.00	196,514.00	174,951.00
136900	1989	439,585.00	4,439.00	66,296.00	158,123.00
137000	1989	501,612.00	1,493.00	305.00	2,529.00

Attachment to Response to DOD-FEA-1 Question No. 14

Kentucky Utilities Company
Salvage & Cost of Removal Study 1964 - Q2 2020

Page 1586 of 2358

Garrett/Spanos

Acct	Year	Retirements	Reimbursements	Gross Salvage	Cost of Removal
137100	1989	309,615.00	1,153.00	65,931.00	29,910.00
137300	1989	253,608.00	64,537.00	69,857.00	45,668.00
139010	1989	12,034.00	-	-	-
139110	1989	90,163.00	-	650.00	-
139300	1989	302.00	-	-	-
139400	1989	8,876.00	-	1,100.00	-
139600	1989	7,752.00	-	-	-
139700	1989	2,407.00	-	-	-
139800	1989	2,834.00	-	-	-
131100	1990	54,378.00	-	-	-
131200	1990	139,953.00	-	-	-
131600	1990	4,249,398.00	-	164,118.00	-
133100	1990	242.00	-	-	4,092.00
133500	1990	63.00	-	-	-
135010	1990	643.00	-	-	-
135200	1990	2,315.00	35.00	236.00	1,371.00
135310	1990	1,671,727.00	689,869.00	41,275.00	44,364.00
135400	1990	66,666.00	43,902.00	3,036.00	53,275.00
135500	1990	384,788.00	268,739.00	97,256.00	293,719.00
135600	1990	445,041.00	410,017.00	116,469.00	215,298.00
136100	1990	893.00	-	495.00	1,874.00
136200	1990	208,500.00	-	200,606.00	48,826.00
136400	1990	864,023.00	577,775.00	88,594.00	659,027.00
136500	1990	736,941.00	423,614.00	221,662.00	513,438.00
136700	1990	51,317.00	67,295.00	15,279.00	9,267.00
136800	1990	1,002,515.00	130,073.00	154,198.00	187,079.00
136900	1990	462,827.00	5,731.00	64,498.00	202,367.00
137000	1990	712,412.00	950.00	2,587.00	5,649.00
137100	1990	320,943.00	765.00	70,183.00	35,677.00
137300	1990	426,617.00	81,933.00	126,315.00	74,312.00
139010	1990	6,272.00	-	-	1,870.00
139110	1990	73,571.00	-	53.00	-
139400	1990	3,889.00	525.00	-	-
139500	1990	624.00	-	463.00	-
139700	1990	256.00	-	-	-
139800	1990	1,711.00	-	-	-
131500	1991	6,329.00	-	-	-
131600	1991	4,929.00	-	-	-
135200	1991	1,153.00	-	53.00	3,350.00
135310	1991	49,294.00	-	17,144.00	9,914.00
135320	1991	214.00	-	127.00	6.00
135400	1991	47,110.00	-	25,939.00	22,658.00
135500	1991	188,629.00	187,355.00	30,560.00	166,567.00
135600	1991	93,074.00	81,622.00	14,823.00	44,036.00
136100	1991	11,463.00	-	2,874.00	2,254.00
136200	1991	165,021.00	123,276.00	35,537.00	39,479.00
136400	1991	1,982,061.00	358,660.00	882,595.00	697,964.00
136500	1991	615,033.00	197,815.00	180,149.00	451,911.00
136700	1991	121,385.00	65,520.00	4,304.00	7,354.00
136800	1991	1,195,341.00	89,709.00	105,455.00	149,553.00
136900	1991	425,223.00	3,620.00	55,234.00	210,200.00
137000	1991	495,375.00	768.00	258.00	534.00
137100	1991	348,824.00	8,785.00	56,719.00	42,030.00
137300	1991	361,654.00	84,672.00	96,301.00	147,907.00
139010	1991	11,957.00	-	-	219.00

Attachment to Response to DOD-FEA-1 Question No. 14

Kentucky Utilities Company
Salvage & Cost of Removal Study 1964 - Q2 2020

Page 1587 of 2358

Garrett/Spanos

Acct	Year	Retirements	Reimbursements	Gross Salvage	Cost of Removal
139110	1991	10,542.00	65.00	13.00	57.00
139400	1991	16,283.00	-	-	-
139700	1991	1,019.00	-	-	220.00
139800	1991	522.00	-	-	-
131200	1992	3,381,168.00	-	2,358.00	126,229.00
131600	1992	55,521.00	-	-	958.00
133300	1992	1,109.00	-	-	-
133500	1992	1,347.00	-	-	-
135200	1992	3,413.00	-	-	1,479.00
135310	1992	37,025.00	21,268.00	11,348.00	14,796.00
135320	1992	2,236.00	-	-	-
135500	1992	211,558.00	349,634.00	31,821.00	216,832.00
135600	1992	115,355.00	389,835.00	31,133.00	88,985.00
136100	1992	4,137.00	-	177.00	1,709.00
136200	1992	80,345.00	99,976.00	24,769.00	31,926.00
136400	1992	2,130,301.00	434,685.00	891,619.00	853,897.00
136500	1992	773,048.00	249,173.00	235,040.00	518,555.00
136700	1992	3,940.00	16,182.00	12,461.00	8,736.00
136800	1992	691,546.00	89,392.00	123,963.00	142,294.00
136900	1992	345,933.00	3,400.00	55,236.00	222,067.00
137000	1992	148,022.00	4,347.00	238.00	3,236.00
137100	1992	428,381.00	12,892.00	55,800.00	51,052.00
137300	1992	313,108.00	92,413.00	62,546.00	154,828.00
139010	1992	4,992.00	-	-	2,074.00
139110	1992	11,425.00	-	1,050.00	(23.00)
139400	1992	4,895.00	-	-	-
139500	1992	561.00	-	-	-
139700	1992	2,555.00	-	1.00	-
139800	1992	5,823.00	-	-	-
131100	1993	-	-	-	-
131200	1993	73,171.00	(239,135.17)	36,144.80	586,475.23
131400	1993	-	-	-	-
131500	1993	37,232.00	(396,747.80)	-	74,357.94
131600	1993	11,206.00	(5,039.62)	42,673.02	382.64
133100	1993	-	-	-	-
133200	1993	-	-	-	-
133300	1993	-	-	-	-
133400	1993	-	-	-	-
133500	1993	-	-	-	-
134000	1993	-	-	-	-
134010	1993	-	-	-	-
134100	1993	-	-	-	-
134200	1993	-	-	-	-
134300	1993	-	-	-	-
134400	1993	-	-	-	-
134500	1993	-	-	-	-
134600	1993	-	-	-	-
135010	1993	-	-	-	-
135020	1993	-	-	-	-
135200	1993	5,528.00	-	1,418.69	14,439.05
135210	1993	-	-	-	-
135220	1993	-	-	-	-
135310	1993	154,863.00	233,428.90	31,668.27	30,251.56
135320	1993	30,267.00	-	13.14	215.54
135400	1993	-	-	-	-

Attachment to Response to DOD-FEA-1 Question No. 14

Kentucky Utilities Company
Salvage & Cost of Removal Study 1964 - Q2 2020

Page 1588 of 2358

Garrett/Spanos

Acct	Year	Retirements	Reimbursements	Gross Salvage	Cost of Removal
135500	1993	143,338.00	427,868.84	35,067.09	275,680.43
135600	1993	22,522.00	70,133.79	10,351.45	43,594.35
135800	1993	-	-	-	-
136010	1993	-	-	-	-
136100	1993	9,409.00	-	2,177.47	2,995.55
136200	1993	174,354.00	55,777.29	71,284.57	26,005.54
136400	1993	1,330,114.00	774,589.07	479,511.70	948,478.36
136500	1993	850,626.00	459,874.23	310,969.35	735,220.86
136600	1993	-	-	-	-
136700	1993	108,923.00	118,104.50	18,489.43	29,103.35
136800	1993	847,976.00	99,771.69	132,417.66	273,888.78
136900	1993	1,401.00	107.53	289.35	1,093.93
137000	1993	592,779.00	3,743.88	23,803.93	8,980.32
137100	1993	548,448.00	19,313.41	138,673.20	236,331.96
137300	1993	362,396.00	113,733.76	111,278.26	117,366.49
138920	1993	-	-	-	-
139010	1993	6,108.00	26,411.53	(53.89)	7,896.30
139020	1993	-	-	-	-
139110	1993	6,937.00	1.21	(64.98)	1,835.93
139120	1993	-	-	-	-
139130	1993	-	-	-	-
139140	1993	-	-	-	-
139200	1993	-	-	-	-
139300	1993	-	-	-	-
139400	1993	-	-	-	-
139500	1993	-	-	-	-
139600	1993	-	-	-	-
139700	1993	55,573.00	102.47	(0.10)	15,472.87
139710	1993	-	-	-	-
139720	1993	-	-	-	-
139730	1993	-	-	-	-
139800	1993	17,763.00	-	(649.64)	1,886.18
131100	1994	-	-	-	-
131200	1994	3,105,560.00	-	5,496.38	1,235,480.56
131400	1994	1,285,265.00	-	-	314,381.26
131500	1994	9,852.00	-	-	976.61
131600	1994	24,722.00	-	337.30	41.90
133100	1994	5,131.00	-	-	-
133200	1994	-	-	-	-
133300	1994	-	-	-	-
133400	1994	-	-	-	-
133500	1994	-	-	-	-
134000	1994	-	-	-	-
134010	1994	-	-	-	-
134100	1994	-	-	-	-
134200	1994	-	-	-	-
134300	1994	-	-	-	-
134400	1994	-	-	-	-
134500	1994	-	-	-	-
134600	1994	-	-	-	-
135010	1994	-	-	-	-
135020	1994	-	-	-	-
135200	1994	4,241.00	-	620.65	4,194.57
135210	1994	-	-	-	-
135220	1994	-	-	-	-

Attachment to Response to DOD-FEA-1 Question No. 14

Kentucky Utilities Company
Salvage & Cost of Removal Study 1964 - Q2 2020

Page 1589 of 2358

Garrett/Spanos

Acct	Year	Retirements	Reimbursements	Gross Salvage	Cost of Removal
135310	1994	64,157.00	114,968.58	7,481.33	4,745.62
135320	1994	560.00	-	0.14	1.51
135400	1994	-	-	-	-
135500	1994	236,308.00	838,602.00	32,966.64	172,096.43
135600	1994	170,373.00	630,738.45	44,653.24	124,874.24
135800	1994	-	-	-	-
136010	1994	-	-	-	-
136100	1994	16,575.00	-	1,647.44	3,034.50
136200	1994	720,385.00	149,895.96	126,495.76	61,787.41
136400	1994	2,598,859.00	984,385.04	402,384.01	1,065,669.95
136500	1994	1,025,932.00	360,760.34	161,081.32	509,916.64
136600	1994	-	-	-	-
136700	1994	119,096.00	83,993.14	8,682.58	18,298.78
136800	1994	584,476.00	44,729.11	39,199.15	108,557.24
136900	1994	975,551.00	48,702.20	86,533.41	438,028.06
137000	1994	671,459.00	2,758.34	11,580.38	5,849.52
137100	1994	546,944.00	12,527.55	59,394.69	135,528.71
137300	1994	505,530.00	103,193.59	66,668.63	94,147.57
138920	1994	-	-	-	-
139010	1994	149,918.00	101,165.04	28,540.37	2,535.20
139020	1994	-	-	-	-
139110	1994	251,716.00	6.83	50,877.18	871.42
139120	1994	-	-	-	-
139130	1994	-	-	-	-
139140	1994	-	-	-	-
139200	1994	-	-	-	-
139300	1994	-	-	-	-
139400	1994	18,147.00	44.38	12,363.59	-
139500	1994	29,864.00	453.02	15,567.84	93.33
139600	1994	19,123.00	-	-	-
139700	1994	26,544.00	7.64	1.05	96.67
139710	1994	-	-	-	-
139720	1994	-	-	-	-
139730	1994	-	-	-	-
139800	1994	22,401.00	-	17,676.88	31.11
131100	1995	86,278.00	2,930.43	-	10,004.55
131200	1995	2,831,089.00	43,821.45	44,495.64	887,354.99
131400	1995	1,942,977.00	110,477.48	-	374,437.65
131500	1995	145,075.00	7,321.83	-	11,330.18
131600	1995	52,493.00	111.81	6,360.06	70.09
133100	1995	112.00	-	-	-
133200	1995	-	-	-	-
133300	1995	-	-	-	-
133400	1995	-	-	-	-
133500	1995	-	-	-	-
134000	1995	-	-	-	-
134010	1995	-	-	-	-
134100	1995	-	-	-	-
134200	1995	-	-	-	-
134300	1995	-	-	-	-
134400	1995	-	-	-	-
134500	1995	-	-	-	-
134600	1995	-	-	-	-
135010	1995	1.00	0.14	0.01	0.37
135020	1995	-	-	-	-

Attachment to Response to DOD-FEA-1 Question No. 14

Kentucky Utilities Company
Salvage & Cost of Removal Study 1964 - Q2 2020

Page 1590 of 2358

Garrett/Spanos

Acct	Year	Retirements	Reimbursements	Gross Salvage	Cost of Removal
135200	1995	4,270.00	-	258.10	5,441.20
135210	1995	-	-	-	-
135220	1995	-	-	-	-
135310	1995	467,663.00	297,440.17	22,524.05	44,568.61
135320	1995	908,613.00	-	92.93	3,156.66
135400	1995	-	-	-	-
135500	1995	242,108.00	304,942.61	13,950.32	227,169.30
135600	1995	175,759.00	230,939.18	19,026.05	165,972.73
135800	1995	-	-	-	-
136010	1995	-	-	-	-
136100	1995	9,036.00	-	2,141.71	2,139.97
136200	1995	167,475.00	48,205.99	70,127.64	18,581.57
136400	1995	1,412,233.00	739,970.43	521,425.55	749,106.14
136500	1995	1,017,289.00	494,846.25	380,889.40	654,066.58
136600	1995	-	-	-	-
136700	1995	177,737.00	173,400.45	30,899.93	35,326.43
136800	1995	765,824.00	81,073.37	122,480.49	184,000.12
136900	1995	489,073.00	33,775.21	103,451.19	284,068.22
137000	1995	456,529.00	2,594.32	18,775.86	5,144.77
137100	1995	590,648.00	18,714.48	152,954.21	189,327.71
137300	1995	421,566.00	119,041.14	132,576.98	101,560.48
138920	1995	-	-	-	-
139010	1995	30,624.00	69,152.26	34,237.12	272.99
139020	1995	-	-	-	-
139110	1995	3,512.00	0.32	4,168.66	6.41
139120	1995	-	-	-	-
139130	1995	-	-	-	-
139140	1995	-	-	-	-
139200	1995	-	-	-	-
139300	1995	9,810.00	-	-	-
139400	1995	-	-	-	-
139500	1995	2,806.00	142.44	8,590.09	4.62
139600	1995	-	-	-	-
139700	1995	19,944.00	19.20	4.63	38.29
139710	1995	-	-	-	-
139720	1995	-	-	-	-
139730	1995	-	-	-	-
139800	1995	2,298.00	-	10,649.22	1.68
131100	1996	2,936.00	3,210.08	-	608.66
131200	1996	2,448,557.00	1,220,033.42	25,699.18	1,372,067.41
131400	1996	1,313,231.00	2,403,674.06	-	452,453.89
131500	1996	76,925.00	124,974.87	-	10,740.71
131600	1996	50,369.00	3,453.57	4,075.38	120.24
133100	1996	19,338.00	-	22.64	-
133200	1996	25,343.00	-	29.67	-
133300	1996	2,963.00	-	3.47	-
133400	1996	-	-	-	-
133500	1996	10,618.00	-	12.43	-
134000	1996	-	-	-	-
134010	1996	-	-	-	-
134100	1996	-	-	-	-
134200	1996	-	-	-	-
134300	1996	-	-	-	-
134400	1996	-	-	-	-
134500	1996	-	-	-	-

Attachment to Response to DOD-FEA-1 Question No. 14

Kentucky Utilities Company
Salvage & Cost of Removal Study 1964 - Q2 2020

Page 1591 of 2358

Garrett/Spanos

Acct	Year	Retirements	Reimbursements	Gross Salvage	Cost of Removal
134600	1996	-	-	-	-
135010	1996	361.00	39.93	16.65	136.43
135020	1996	-	-	-	-
135200	1996	6,059.00	-	1,369.50	7,978.63
135210	1996	-	-	-	-
135220	1996	-	-	-	-
135310	1996	195,045.00	97,073.14	35,115.05	19,086.85
135320	1996	(33,863.00)	-	(0.00)	(0.00)
135400	1996	51,557.00	23,180.94	18,784.31	64,498.46
135500	1996	387,362.00	381,789.19	83,463.64	375,593.67
135600	1996	416,487.00	428,232.01	168,592.29	406,425.88
135800	1996	-	-	-	-
136010	1996	2,058.00	-	411.66	264.54
136100	1996	47,792.00	-	4,367.17	7,546.72
136200	1996	914,724.00	137,851.91	147,669.22	67,669.67
136400	1996	2,241,833.00	615,011.17	319,116.95	792,888.13
136500	1996	978,357.00	249,169.58	141,225.32	419,417.57
136600	1996	-	-	-	-
136700	1996	286,239.00	146,208.60	19,185.32	37,933.45
136800	1996	730,803.00	40,506.18	45,060.80	117,074.17
136900	1996	565,520.00	20,447.68	46,118.00	219,012.34
137000	1996	860,313.00	2,559.66	13,641.07	6,464.36
137100	1996	631,349.00	10,473.46	63,032.25	134,935.61
137300	1996	636,371.00	94,083.53	77,156.69	102,221.25
138920	1996	-	-	-	-
139010	1996	702,394.00	4,218.92	224,615.41	6,017.17
139020	1996	-	-	-	-
139110	1996	14,865.00	0.00	5,046.96	26.07
139120	1996	-	-	-	-
139130	1996	-	-	-	-
139140	1996	-	-	-	-
139200	1996	-	-	-	-
139300	1996	789.00	-	-	-
139400	1996	9,658.00	0.21	11,053.00	-
139500	1996	-	-	-	-
139600	1996	-	-	-	-
139700	1996	13,096.00	0.03	0.87	24.16
139710	1996	-	-	-	-
139720	1996	-	-	-	-
139730	1996	-	-	-	-
139800	1996	9,221.00	-	12,222.75	6.49
131100	1997	103,244.00	0.00	-	8,045.59
131200	1997	3,497,148.00	0.00	6,713.12	736,637.27
131400	1997	3,603,445.00	0.00	-	466,686.83
131500	1997	38,297.00	(0.00)	-	2,010.04
131600	1997	244,396.00	0.00	3,616.60	219.31
133100	1997	-	-	-	-
133200	1997	-	-	-	-
133300	1997	1,420.00	-	-	-
133400	1997	-	-	-	-
133500	1997	-	-	-	-
134000	1997	-	-	-	-
134010	1997	-	-	-	-
134100	1997	-	-	-	-
134200	1997	-	-	-	-

Attachment to Response to DOD-FEA-1 Question No. 14

Kentucky Utilities Company
Salvage & Cost of Removal Study 1964 - Q2 2020

Page 1592 of 2358

Garrett/Spanos

Acct	Year	Retirements	Reimbursements	Gross Salvage	Cost of Removal
134300	1997	2,330,051.00	2,330,051.00	-	31,638.00
134400	1997	-	-	-	-
134500	1997	-	-	-	-
134600	1997	-	-	-	-
135010	1997	-	-	-	-
135020	1997	-	-	-	-
135200	1997	4,361.00	-	722.65	7,984.05
135210	1997	-	-	-	-
135220	1997	-	-	-	-
135310	1997	276,887.00	199,073.09	36,559.56	37,911.36
135320	1997	228,557.00	-	64.09	1,140.81
135400	1997	114,123.00	74,124.61	30,483.20	198,492.85
135500	1997	220,947.00	314,586.78	34,901.83	297,851.19
135600	1997	107,536.00	159,726.62	31,913.17	145,896.12
135800	1997	(19.00)	-	-	-
136010	1997	-	-	-	-
136100	1997	21,041.00	-	2,482.04	4,137.86
136200	1997	574,447.00	84,195.42	119,714.53	52,924.99
136400	1997	922,869.00	246,226.94	169,583.52	406,495.31
136500	1997	921,889.00	228,345.29	171,787.21	492,192.20
136600	1997	15.00	0.38	0.41	1.80
136700	1997	212,450.00	105,539.88	18,382.05	35,063.65
136800	1997	2,704,437.00	145,785.26	215,264.52	539,565.88
136900	1997	579,700.00	20,385.21	61,027.10	279,595.86
137000	1997	889,096.00	2,572.71	18,198.59	8,320.02
137100	1997	614,604.00	9,915.89	79,211.04	163,590.96
137300	1997	368,090.00	52,926.48	57,612.17	73,636.25
138920	1997	-	-	-	-
139010	1997	41,337.00	209,775.74	11,792.07	2,761.09
139020	1997	-	-	-	-
139110	1997	522,577.00	106.63	158,273.34	7,145.81
139120	1997	-	-	-	-
139130	1997	-	-	-	-
139140	1997	-	-	-	-
139200	1997	-	-	-	-
139300	1997	22,214.00	-	-	-
139400	1997	97,651.00	1,796.04	99,692.34	-
139500	1997	65,048.00	7,420.68	50,811.23	802.99
139600	1997	48,520.00	-	-	-
139700	1997	932,498.00	2,017.97	55.28	13,414.43
139710	1997	-	-	-	-
139720	1997	-	-	-	-
139730	1997	-	-	-	-
139800	1997	207,935.00	-	245,873.08	1,140.81
131100	1998	32,510.00	(0.00)	-	16,167.17
131200	1998	614,620.00	(0.00)	(14,905.96)	826,171.61
131400	1998	210,345.00	0.00	-	173,845.62
131500	1998	-	-	-	-
131600	1998	65,320.00	0.00	(12,212.24)	374.05
133100	1998	-	-	-	-
133200	1998	-	-	-	-
133300	1998	-	-	-	-
133400	1998	-	-	-	-
133500	1998	-	-	-	-
134000	1998	-	-	-	-

Attachment to Response to DOD-FEA-1 Question No. 14

Kentucky Utilities Company
Salvage & Cost of Removal Study 1964 - Q2 2020

Page 1593 of 2358

Garrett/Spanos

Acct	Year	Retirements	Reimbursements	Gross Salvage	Cost of Removal
134010	1998	-	-	-	-
134100	1998	(1,899.00)	(1,899.00)	-	-
134200	1998	(2,644.00)	(2,644.00)	-	-
134300	1998	5,305,522.00	5,305,522.00	-	-
134400	1998	15,381.00	15,381.00	-	-
134500	1998	(10,814.00)	(10,814.00)	-	-
134600	1998	(11,600.00)	(11,600.00)	-	-
135010	1998	(361.00)	(116.98)	(47.98)	(544.92)
135020	1998	-	-	-	-
135200	1998	8,608.00	-	5,606.25	45,273.19
135210	1998	-	-	-	-
135220	1998	-	-	-	-
135310	1998	172,024.00	250,852.55	89,272.03	67,663.97
135320	1998	118,712.00	-	130.82	1,702.22
135400	1998	-	-	-	-
135500	1998	130,720.00	377,497.32	81,157.78	506,238.19
135600	1998	35,818.00	107,905.66	41,777.78	139,602.39
135800	1998	-	-	-	-
136010	1998	-	-	-	-
136100	1998	9,106.00	-	1,111.94	2,360.60
136200	1998	613,457.00	268,819.83	132,340.58	74,504.15
136400	1998	859,407.00	685,540.45	163,476.18	498,999.23
136500	1998	821,160.00	608,106.87	158,398.83	577,922.21
136600	1998	-	-	-	-
136700	1998	217,910.00	323,650.09	19,517.60	47,409.24
136800	1998	464,646.00	74,885.49	38,285.10	122,201.16
136900	1998	512,410.00	53,872.63	55,840.47	325,784.59
137000	1998	1,012,984.00	8,763.62	21,463.65	12,495.80
137100	1998	637,825.00	30,766.40	85,094.97	223,795.30
137300	1998	273,337.00	117,504.94	44,286.42	72,081.13
138920	1998	-	-	-	-
139010	1998	266,661.00	(240,157.83)	(93,487.31)	41,788.29
139020	1998	-	-	-	-
139110	1998	120,647.00	(4.37)	(44,907.21)	3,870.54
139120	1998	-	-	-	-
139130	1998	-	-	-	-
139140	1998	-	-	-	-
139200	1998	-	-	-	-
139300	1998	660.00	-	-	-
139400	1998	12,724.00	(41.53)	(15,964.34)	-
139500	1998	19,679.00	(398.41)	(18,891.69)	569.94
139600	1998	-	-	-	-
139700	1998	108,652.00	(41.73)	(7.92)	3,667.04
139710	1998	-	-	-	-
139720	1998	-	-	-	-
139730	1998	-	-	-	-
139800	1998	10,744.00	-	(15,613.18)	138.29
131100	1999	(5,858.00)	-	-	(1,966.80)
131200	1999	855,983.00	-	5,196.63	776,824.78
131400	1999	152,655.00	-	-	85,179.86
131500	1999	-	-	-	-
131600	1999	111,838.00	-	5,234.10	432.39
133100	1999	-	-	-	-
133200	1999	-	-	-	-
133300	1999	-	-	-	-

Attachment to Response to DOD-FEA-1 Question No. 14

Kentucky Utilities Company
Salvage & Cost of Removal Study 1964 - Q2 2020

Page 1594 of 2358

Garrett/Spanos

Acct	Year	Retirements	Reimbursements	Gross Salvage	Cost of Removal
133400	1999	-	-	-	-
133500	1999	-	-	-	-
134000	1999	-	-	-	-
134010	1999	30,272.00	12,989.63	14,570.73	-
134100	1999	857,080.00	367,770.71	412,535.77	-
134200	1999	1,450,751.00	622,513.33	698,285.67	-
134300	1999	2,366,536.00	1,015,474.20	1,139,077.74	-
134400	1999	-	-	-	-
134500	1999	154,075.00	66,113.17	74,160.46	-
134600	1999	182,339.00	78,241.17	87,764.69	-
135010	1999	361.00	11.85	12.15	159.58
135020	1999	-	-	-	-
135200	1999	-	-	-	-
135210	1999	-	-	-	-
135220	1999	-	-	-	-
135310	1999	32,328.00	4,775.07	4,248.07	3,723.80
135320	1999	36,339.00	-	10.14	152.59
135400	1999	18,830.00	2,512.64	5,005.55	27,552.65
135500	1999	357,287.00	104,510.67	56,168.36	405,200.28
135600	1999	190,072.00	58,000.62	56,136.92	216,944.84
135800	1999	-	-	-	-
136010	1999	222.00	-	44.45	30.38
136100	1999	3,132.00	-	286.47	526.50
136200	1999	179,181.00	69,306.08	28,953.96	14,111.29
136400	1999	841,648.00	592,607.18	119,920.45	316,890.93
136500	1999	778,038.00	508,575.16	112,417.04	355,075.52
136600	1999	-	-	-	-
136700	1999	279,756.00	366,758.50	18,768.77	39,467.86
136800	1999	594,542.00	84,578.54	36,694.19	101,394.40
136900	1999	400,211.00	37,139.99	32,668.38	164,998.61
137000	1999	1,258,952.00	9,613.74	19,981.01	10,070.45
137100	1999	555,683.00	23,659.44	55,531.14	126,431.37
137300	1999	787,797.00	298,933.25	95,607.88	134,714.95
138920	1999	-	-	-	-
139010	1999	181,729.00	6,060.92	(168,645.37)	10,207.79
139020	1999	-	-	-	-
139110	1999	140,979.00	0.19	(138,902.80)	1,621.14
139120	1999	-	-	-	-
139130	1999	-	-	-	-
139140	1999	-	-	-	-
139200	1999	-	-	-	-
139300	1999	7,143.00	-	-	-
139400	1999	7,368.00	0.89	(24,469.99)	-
139500	1999	12,282.00	9.21	(31,210.01)	127.50
139600	1999	-	-	-	-
139700	1999	127,560.00	1.81	(24.60)	1,543.14
139710	1999	-	-	-	-
139720	1999	-	-	-	-
139730	1999	-	-	-	-
139800	1999	9,715.00	-	(37,370.19)	44.82
131100	2000	11,626.00	-	-	-
131200	2000	4,074,449.00	-	20,250.00	-
131400	2000	32,604.00	-	-	-
131600	2000	472.00	-	-	-
134400	2000	128,839.00	-	-	-

Attachment to Response to DOD-FEA-1 Question No. 14

Kentucky Utilities Company
Salvage & Cost of Removal Study 1964 - Q2 2020

Page 1595 of 2358

Garrett/Spanos

Acct	Year	Retirements	Reimbursements	Gross Salvage	Cost of Removal
135210	2000	2,321.00	-	-	-
135220	2000	427.00	-	-	-
135310	2000	39,477.00	-	-	8,120.00
135320	2000	557,183.00	-	-	-
135500	2000	48,954.00	-	-	-
135600	2000	8,372.00	-	-	79,307.00
136200	2000	20,330.00	-	-	-
136400	2000	809,592.00	-	48,841.00	113,168.00
136500	2000	964,245.00	-	62,850.00	134,146.00
136700	2000	254,398.00	-	27,478.00	10,987.00
136800	2000	383,014.00	-	26,189.00	103,589.00
136900	2000	313,831.00	-	21,133.00	108,245.00
137000	2000	591,264.00	-	-	7,962.00
137100	2000	120,854.00	-	45,756.00	24,817.00
137300	2000	879,354.00	-	110,211.00	93,243.00
139010	2000	32,457.00	-	-	-
139110	2000	115,991.00	-	-	-
139120	2000	1,972,288.00	-	-	-
139200	2000	17,872.00	-	-	-
139300	2000	5,226.00	-	-	-
139400	2000	6,317.00	-	-	-
139500	2000	4,973.00	-	-	-
139600	2000	24,071.00	-	-	-
139710	2000	154,950.00	-	-	-
139720	2000	39,353.00	-	-	-
139730	2000	259,536.00	-	-	-
139800	2000	29,150.00	-	-	-
131100	2001	144,193.00	-	-	33,335.00
131200	2001	2,773,207.00	-	350.00	973,763.00
131400	2001	100,327.00	-	-	27,123.00
131500	2001	16,118.00	-	-	6,569.00
131600	2001	25,187.00	-	-	-
134400	2001	44,894.00	-	-	-
135020	2001	4,252.00	-	-	-
135310	2001	1,974,611.00	-	40,000.00	1,727.00
135500	2001	289,828.00	23,452.00	2,277.00	186,232.00
135600	2001	199,729.00	1,004.47	1,838.00	234,533.00
136100	2001	13,950.00	-	-	-
136200	2001	413,104.00	3,831.00	18,337.00	27,584.00
136400	2001	662,394.00	80,169.00	34,537.00	193,207.51
136500	2001	632,267.00	107,511.00	27,771.00	158,790.51
136700	2001	138,621.00	49,502.00	7,288.00	70,691.00
136800	2001	2,559,948.00	21,218.00	28,713.00	336,354.36
136900	2001	114,753.00	-	7,264.00	41,683.00
137100	2001	75,007.00	-	12,686.00	16,851.00
137300	2001	384,843.00	-	53,491.00	48,267.62
138920	2001	629,730.00	629,730.00	-	-
139010	2001	3,816,682.00	2,640,441.00	-	40,154.00
139020	2001	2,662.00	-	-	-
139110	2001	130,204.00	-	-	-
139120	2001	2,096,581.00	-	-	-
139200	2001	939,069.00	-	-	-
139300	2001	54,659.00	-	-	-
139400	2001	5,125.00	-	-	-
139500	2001	7,445.00	-	-	-

Attachment to Response to DOD-FEA-1 Question No. 14

Kentucky Utilities Company
Salvage & Cost of Removal Study 1964 - Q2 2020

Page 1596 of 2358

Garrett/Spanos

Acct	Year	Retirements	Reimbursements	Gross Salvage	Cost of Removal
139710	2001	41,218.00	-	-	-
139800	2001	56,191.00	-	-	-
131100	2002	2,737,193.00	241,345.00	-	20,477.00
131200	2002	6,669,047.00	842,803.00	-	47,752.00
131400	2002	2,170,155.00	314,790.00	-	42,556.00
131500	2002	513,319.00	64,999.00	-	-
131600	2002	206,066.00	23,399.00	-	-
135310	2002	12,798.00	-	-	7,990.00
135400	2002	20,206.00	-	-	54,410.00
135500	2002	39,323.00	273,692.00	17,174.00	58,921.00
135600	2002	32,589.00	-	7,007.00	88,020.00
136100	2002	1,055.00	-	-	826.00
136200	2002	493,067.00	-	2,776.00	12,926.00
136400	2002	376,388.00	-	29,079.00	193,663.00
136500	2002	203,570.00	1,531.00	25,359.00	146,866.00
136700	2002	46,298.00	31.00	3,512.00	10,315.00
136800	2002	690,258.00	217.00	50,603.00	413,253.00
136900	2002	62,090.00	115,553.00	18,625.00	54,657.00
137000	2002	8,955.00	-	-	-
137100	2002	34,007.00	-	8,472.00	11,367.00
137300	2002	192,809.00	417.00	86,227.00	72,178.00
139110	2002	203,016.00	-	-	-
139120	2002	1,933,397.00	-	-	-
139140	2002	163,668.00	-	-	-
139200	2002	3,936,032.00	-	112,442.00	75,837.00
139710	2002	748,582.00	-	-	-
131200	2003	3,081,491.70	-	-	1,016,856.13
131400	2003	3,275,422.07	-	61,336.50	878,305.57
131500	2003	836.06	-	-	-
131700	2003	0.08	-	-	-
134300	2003	1,776,053.64	-	-	-
135210	2003	5,126.13	-	-	1,335.18
135220	2003	16,626.11	-	-	-
135310	2003	352,645.29	-	-	45,907.42
135400	2003	12,755.21	159,168.45	-	-
135500	2003	311,868.43	1,078,629.84	106,620.28	120,822.08
135600	2003	233,242.91	557,253.57	7,397.00	95,840.32
136100	2003	1,926.31	-	-	2,357.98
136200	2003	73,468.79	-	-	25,875.35
136400	2003	329,129.29	257,012.24	7,183.24	136,497.08
136500	2003	502,806.02	116,130.81	15,050.18	181,025.04
136700	2003	123,660.16	18,617.42	2,974.59	6,262.11
136800	2003	1,188,189.57	109,496.96	21,647.26	400,085.12
136900	2003	52,166.71	6,009.35	516.22	15,175.81
137000	2003	1,466,018.49	-	-	1,531.87
137100	2003	3,140.66	357.24	43.90	-
137300	2003	358,374.17	31,222.39	7,911.38	43,856.63
138920	2003	930.00	-	-	152.85
139010	2003	298,176.51	-	-	98,193.13
139020	2003	8,779.17	-	-	-
139140	2003	9,129,554.99	-	-	-
130300	2004	11,830,860.69	-	-	-
131100	2004	1,425,227.89	-	-	46,180.23
131200	2004	15,215,802.11	-	-	1,220,721.96
131400	2004	4,387,542.03	-	-	449,310.03

Attachment to Response to DOD-FEA-1 Question No. 14

Kentucky Utilities Company
Salvage & Cost of Removal Study 1964 - Q2 2020

Page 1597 of 2358

Garrett/Spanos

Acct	Year	Retirements	Reimbursements	Gross Salvage	Cost of Removal
131500	2004	620,681.16	-	-	7,603.32
131600	2004	292,039.15	-	-	10,310.18
134200	2004	81,569.12	-	-	2,060.00
134300	2004	222,656.45	-	-	(1,751,508.79)
135210	2004	3,828.95	-	-	3,227.47
135310	2004	282,007.79	-	889.05	142,155.77
135400	2004	11,795.76	-	-	47,226.67
135500	2004	46,585.30	-	2,674.32	71,958.54
135600	2004	13,462.28	-	4,982.98	8,686.43
136200	2004	11,401.45	-	28.76	8,058.24
136400	2004	196,141.15	-	11,911.07	137,861.55
136500	2004	178,243.83	-	10,128.05	157,989.06
136700	2004	11,539.61	-	2,621.02	10,367.44
136800	2004	1,915,906.48	-	38,708.82	490,112.14
136900	2004	21,842.13	-	1,963.91	14,912.10
137100	2004	1,028.07	-	-	-
137300	2004	354,402.38	-	2,168.60	25,212.10
138920	2004	14,316.60	-	-	(14,316.60)
139010	2004	109,166.46	-	-	51,759.42
139110	2004	163,902.90	-	-	-
139120	2004	1,490,220.32	-	-	-
139200	2004	10,527.89	-	-	-
139300	2004	26,894.62	-	-	-
139400	2004	42,030.15	-	-	-
139500	2004	51,432.51	-	-	-
139600	2004	32,483.46	-	-	-
139710	2004	208,346.98	-	-	-
139720	2004	216,478.35	-	-	-
139730	2004	75,081.32	-	-	-
139800	2004	93,791.59	-	-	-
131200	2005	2,723,300.66	-	3,066.16	1,455,835.62
131400	2005	771,200.00	-	-	302,940.83
133020	2005	13,479.47	-	-	-
133100	2005	67,902.49	-	-	-
133200	2005	292,978.72	-	-	-
133300	2005	114,085.49	-	-	-
133400	2005	264,485.91	-	-	-
133500	2005	68,238.88	-	-	-
133600	2005	1,169.79	-	-	-
135010	2005	360.64	-	-	-
135210	2005	2,062.39	-	-	-
135310	2005	59,445.16	-	-	-
135500	2005	4,313.01	-	-	-
135600	2005	4,979.83	-	-	-
130300	2006	3,950,740.06	-	-	-
131100	2006	137,959.29	-	-	47,674.82
131200	2006	8,467,050.62	-	17,365.39	5,300,625.19
131400	2006	3,934,127.89	-	-	1,012,072.86
131500	2006	108,356.00	-	-	11,237.62
131600	2006	122,613.04	-	567.00	3,803.75
134200	2006	11,267.00	-	-	714.85
134300	2006	7,517,883.35	-	-	458,920.05
135210	2006	8,109.30	-	-	9,147.14
135310	2006	1,911,180.42	-	6,977.63	368,975.66
135400	2006	256,475.82	-	40.95	103,149.94

Attachment to Response to DOD-FEA-1 Question No. 14

Kentucky Utilities Company
Salvage & Cost of Removal Study 1964 - Q2 2020

Page 1598 of 2358

Garrett/Spanos

Acct	Year	Retirements	Reimbursements	Gross Salvage	Cost of Removal
135500	2006	610,836.55	843,056.37	52,527.03	1,231,227.96
135600	2006	904,173.92	1,244,318.10	119,562.25	1,169,322.73
136010	2006	1,484.33	-	-	-
136100	2006	9,005.37	-	94.07	2,861.76
136200	2006	2,595,375.81	11,211.17	12,249.08	480,902.03
136400	2006	79,289.08	502,453.38	7,659.58	771,183.74
136500	2006	202,377.09	233,836.89	7,260.91	793,547.35
136600	2006	20,096.53	-	1,145.40	-
136700	2006	1,400.38	-	261.19	4,580.85
136800	2006	4,636,661.97	28,687.28	131,311.99	2,000,078.83
137000	2006	2,446,023.84	-	-	15,361.99
137100	2006	256.13	-	4.23	245.48
137300	2006	2,919.20	9,077.24	318.99	8,258.92
139010	2006	336,637.74	-	-	95,141.52
139020	2006	224,105.76	-	-	22,969.83
139110	2006	437,676.76	-	-	493.43
139120	2006	7,056,845.12	-	-	-
139140	2006	3,468,159.99	-	-	9,906.26
139300	2006	27,726.71	-	-	-
139400	2006	133,548.90	-	-	-
139500	2006	54,079.24	-	-	-
139600	2006	29,959.36	-	-	-
139710	2006	16,863.88	-	-	7814.61
139800	2006	17,114.03	-	-	7354.02
130300	2007	3,190,892.57	-	-	-
131100	2007	2,223,807.71	-	-	777,334.12
131200	2007	8,662,428.82	176,625.90	300.00	1,817,773.37
131400	2007	2,363,301.32	582,619.71	-	139,427.22
131500	2007	1,267,672.18	287,143.10	-	71,256.70
131600	2007	205,018.74	-	-	737.13
133200	2007	2,023.00	-	-	-
133300	2007	43,039.32	-	-	47,822.50
134200	2007	142.25	-	-	8,912.87
134300	2007	1,998,859.55	-	-	229,018.84
134500	2007	25,576.19	-	-	513.00
135210	2007	13,579.22	23,068.00	-	8,166.90
135220	2007	13,263.00	-	-	29,650.00
135310	2007	521,200.20	-	44,861.67	125,767.34
135400	2007	28,612.73	218,218.66	-	90,681.65
135500	2007	204,554.53	778,480.43	3,453.18	523,134.85
135600	2007	149,380.54	432,221.59	14,420.76	310,607.57
136100	2007	31,226.60	-	-	36,062.61
136200	2007	633,947.18	(3,132.35)	20,912.60	299,308.91
136400	2007	408,115.20	370,321.97	14,824.05	194,784.95
136500	2007	394,066.35	263,704.91	19,010.22	415,343.46
136600	2007	182,261.30	13,332.84	176.65	-
136700	2007	27,192.26	58,981.55	679.93	26,508.56
136800	2007	1,693,659.67	124,159.40	316,496.09	(817,278.48)
136900	2007	3,215.06	-	64.86	250.96
137000	2007	574,433.90	-	-	25,769.36
137100	2007	829.98	17,806.94	-	(17,279.70)
137300	2007	53,833.99	10,437.02	13,464.02	23,822.19
139010	2007	2,736,942.05	0	3,000.00	46,920.78
139110	2007	163,639.09	-	-	-
139120	2007	2,989,812.83	-	-	-

Attachment to Response to DOD-FEA-1 Question No. 14

Kentucky Utilities Company
Salvage & Cost of Removal Study 1964 - Q2 2020

Page 1599 of 2358

Garrett/Spanos

Acct	Year	Retirements	Reimbursements	Gross Salvage	Cost of Removal
139130	2007	369,383.94	-	-	-
139140	2007	68,925.82	-	-	-
139200	2007	4,934,986.28	-	-	-
139300	2007	8,014.13	-	-	-
139400	2007	134,358.44	-	-	-
139500	2007	41,819.51	-	-	-
139710	2007	44,752.64	-	-	9,941.87
139800	2007	21,218.44	-	-	-
130300	2008	0.00	0.00	0.00	0.00
131100	2008	89,209.43	0.00	0.00	20,700.00
131200	2008	1,602,275.15	0.00	0.00	654,036.81
131400	2008	3,477,444.78	0.00	0.00	544,685.57
131500	2008	974.70	0.00	0.00	0.00
131600	2008	15,403.51	0.00	0.00	0.00
133200	2008	44,161.50	0.00	0.00	156,375.00
133300	2008	3,022.00	0.00	0.00	6,931.47
134200	2008	0.00	0.00	0.00	0.00
134300	2008	2,244,288.39	0.00	0.00	55,421.36
134500	2008	0.00	0.00	0.00	0.00
135210	2008	0.00	0.00	0.00	0.00
135220	2008	0.00	0.00	0.00	0.00
135310	2008	26,834.89	0.00	0.00	10,665.33
135400	2008	0.00	0.00	0.00	48.43
135500	2008	59,888.30	41,827.14	273.23	253,611.77
135600	2008	150,703.62	177,035.09	5,650.61	237,947.53
136100	2008	0.00	0.00	0.00	0.00
136200	2008	215.89	0.00	0.00	5,161.38
136400	2008	17,166.02	12,251.37	5,049.19	26,923.46
136500	2008	43,382.65	25,826.07	9,992.36	37,305.84
136600	2008	0.00	0.00	0.00	0.00
136700	2008	0.00	0.00	0.00	0.00
136800	2008	140,396.14	18,154.53	610,349.66	106,888.38
136900	2008	0.00	0.00	0.00	0.00
137000	2008	0.00	0.00	0.00	0.00
137100	2008	0.00	0.00	0.00	0.00
137300	2008	2,019.69	0.00	0.00	4,550.37
139010	2008	172.34	0.00	0.00	30,318.48
139110	2008	0.00	0.00	0.00	0.00
139120	2008	0.00	0.00	0.00	0.00
139130	2008	0.00	0.00	0.00	0.00
139140	2008	0.00	0.00	0.00	0.00
139200	2008	0.00	0.00	0.00	0.00
139300	2008	0.00	0.00	0.00	0.00
139400	2008	0.00	0.00	0.00	0.00
139500	2008	0.00	0.00	0.00	0.00
139710	2008	0.00	0.00	0.00	0.00
139800	2008	0.00	0.00	0.00	0.00
130300	2009	15,497,543.61	0.00	0.00	0.00
131100	2009	145,695.33	87,350.00	0.00	45,964.02
131200	2009	4,750,275.59	0.00	20,000.00	2,120,465.24
131400	2009	4,484,265.28	167,816.15	0.00	1,068,153.61
131500	2009	69,407.17	0.00	0.00	58,030.36
131600	2009	39,354.37	0.00	0.00	1,153.12
131707	2009	4,416.52	0.00	0.00	0.00
133200	2009	0.00	0.00	0.00	0.00

Attachment to Response to DOD-FEA-1 Question No. 14

Kentucky Utilities Company
Salvage & Cost of Removal Study 1964 - Q2 2020

Page 1600 of 2358

Garrett/Spanos

Acct	Year	Retirements	Reimbursements	Gross Salvage	Cost of Removal
133300	2009	0.00	0.00	0.00	0.00
134200	2009	30,262.49	0.00	0.00	0.00
134300	2009	3,401,722.19	0.00	0.00	241,383.21
134500	2009	0.00	0.00	0.00	0.00
135210	2009	13,053.58	0.00	0.00	17,459.84
135220	2009	0.00	0.00	0.00	0.00
135310	2009	2,453,395.79	1,703.79	429,546.73	434,632.25
135320	2009	4,421.32	0.00	0.00	2,203.56
135400	2009	45,220.57	1,935.45	0.00	16,491.30
135500	2009	845,833.76	362,946.28	1,867.33	1,815,588.61
135600	2009	217,389.84	124,122.40	597.91	643,606.10
135800	2009	0.00	0.00	0.06	21.79
136100	2009	25,171.16	0.00	1,337.38	10,934.36
136200	2009	738,688.38	42,219.23	17,603.29	446,808.05
136400	2009	3,809,600.22	1,154,949.36	95,058.31	4,769,624.07
136500	2009	8,638,379.41	144,565.06	93,451.27	5,936,780.54
136600	2009	24.92	0.00	2.94	25,951.89
136700	2009	862,862.25	6,555.43	43,811.39	274,005.16
136800	2009	2,340,047.09	9,780.39	204,761.21	1,602,572.22
136900	2009	41,595.17	10,366.27	1,836.70	1,153,408.03
137000	2009	1,162,309.69	0.00	0.00	0.00
137100	2009	279.04	0.00	0.00	4,085.47
137300	2009	2,961,735.62	6,341.47	57,431.44	924,237.01
139010	2009	311,228.56	0.00	258.63	79,641.59
139110	2009	0.00	0.00	0.00	0.00
139120	2009	5,274,117.48	0.00	0.00	0.00
139130	2009	0.00	0.00	0.00	0.00
139140	2009	0.00	0.00	0.00	0.00
139200	2009	312,452.12	0.00	0.00	0.00
139300	2009	6,897.90	0.00	0.00	0.00
139400	2009	0.00	0.00	0.00	0.00
139500	2009	0.00	0.00	0.00	0.00
139700	2009	86,039.54	0.00	0.00	6,000.00
139710	2009	0.00	0.00	0.00	0.00
139800	2009	0.00	0.00	0.00	0.00
130300	2010	5,469,830.45	0.00	0.00	0.00
131100	2010	88,392.15	0.00	0.00	12,254.40
131200	2010	8,267,108.30	0.00	10,802.39	974,237.56
131400	2010	133,532.14	0.00	0.00	18,175.32
131500	2010	33,427.80	0.00	9,196.20	2,689.10
131600	2010	20,829.71	0.00	0.00	3,602.55
131707	2010	11,210.00	0.00	0.00	0.00
133200	2010	0.00	0.00	0.00	0.00
133300	2010	41,412.90	0.00	0.00	315,414.86
133400	2010	14.89	0.00	0.00	26.94
133500	2010	92,639.43	0.00	0.00	6,474.66
134200	2010	310,360.85	0.00	0.00	0.00
134300	2010	991,871.01	0.00	0.00	25,976.41
134500	2010	0.00	0.00	0.00	0.00
134707	2010	1,630.00	0.00	0.00	0.00
135210	2010	8,082.46	0.00	13,767.70	18,509.31
135220	2010	1,607.59	0.00	0.00	11,033.45
135310	2010	1,123,420.84	0.00	76,951.06	89,188.80
135320	2010	73,151.41	0.00	0.00	15,301.73
135400	2010	388,637.55	0.00	4,928.17	189,783.55

Attachment to Response to DOD-FEA-1 Question No. 14

Kentucky Utilities Company
Salvage & Cost of Removal Study 1964 - Q2 2020

Page 1601 of 2358

Garrett/Spanos

Acct	Year	Retirements	Reimbursements	Gross Salvage	Cost of Removal
135500	2010	710,498.08	0.00	22,008.22	3,424,297.09
135600	2010	461,935.19	0.00	4,470.27	1,867,543.25
135800	2010	0.00	0.00	0.00	0.00
135915	2010	176.58	0.00	0.00	0.00
136100	2010	35,328.49	0.00	0.00	37,886.45
136200	2010	1,061,284.54	0.00	109,881.96	451,472.29
136400	2010	1,336,949.39	0.00	65,701.19	1,207,408.41
136500	2010	5,225,220.93	0.00	148,626.03	1,814,136.20
136600	2010	4,746.08	0.00	2.61	755.47
136700	2010	998,897.38	0.00	8,891.04	56,447.62
136800	2010	1,705,285.84	0.00	273,221.85	158,132.64
136900	2010	5,881,960.15	0.00	1,167.71	285,012.39
137000	2010	166,705.89	0.00	0.00	0.00
137100	2010	254.35	0.00	0.00	(82.52)
137300	2010	5,076,325.22	0.00	56,226.75	771,519.45
139010	2010	233,054.72	0.00	0.00	76,583.48
139110	2010	0.00	0.00	0.00	0.00
139120	2010	0.00	0.00	0.00	0.00
139130	2010	448,190.94	0.00	0.00	0.00
139140	2010	0.00	0.00	0.00	0.00
139200	2010	111,741.97	0.00	0.00	0.00
139300	2010	0.00	0.00	0.00	0.00
139400	2010	0.00	0.00	0.00	0.00
139500	2010	0.00	0.00	0.00	0.00
139700	2010	0.00	0.00	0.00	0.00
139710	2010	0.00	0.00	0.00	0.00
139800	2010	373,590.26	0.00	0.00	0.00
130200	2011	14,073.21	0.00	0.00	0.00
130200	2011	13,461.00	0.00	0.00	0.00
130300	2011	3,244,351.87	0.00	0.00	0.00
131100	2011	681,753.16	0.00	0.00	435,245.09
131200	2011	7,436,355.61	0.00	342,587.45	1,421,560.23
131400	2011	1,816,682.80	0.00	920,287.50	534,507.28
131500	2011	909,710.73	0.00	119,911.60	308,868.61
131600	2011	365,962.46	0.00	0.00	8,494.85
131707	2011	56,694.92	0.00	0.00	0.00
133200	2011	15,190.72	0.00	0.00	29,260.00
134200	2011	144,829.97	0.00	0.00	1,251.94
134300	2011	1,769,658.40	0.00	0.00	491,147.33
134400	2011	40,983.72	0.00	0.00	5,854.57
134500	2011	121,305.65	0.00	0.00	0.00
135210	2011	3,459.35	0.00	0.00	12,926.98
135220	2011	10,200.55	0.00	0.00	466.09
135310	2011	1,368,755.61	0.00	13,588.86	261,191.59
135320	2011	3,304.45	0.00	0.00	0.00
135400	2011	81,907.91	0.00	0.00	86,871.10
135500	2011	743,968.38	0.00	2,715.15	1,668,302.04
135600	2011	521,733.05	0.00	15,570.46	927,086.06
135800	2011	6,243.14	0.00	0.00	0.00
136020	2011	6,152.81	0.00	0.00	(45,494.50)
136100	2011	13,807.43	0.00	0.00	10,030.66
136200	2011	416,823.50	0.00	29,443.97	353,765.83
136400	2011	1,864,234.14	0.00	23,519.30	1,017,425.09
136500	2011	8,443,827.89	0.00	272,510.80	2,029,029.81
136500	2011	12.71	0.00	1,926.46	2,529.54

Attachment to Response to DOD-FEA-1 Question No. 14

Kentucky Utilities Company
Salvage & Cost of Removal Study 1964 - Q2 2020

Page 1602 of 2358

Garrett/Spanos

Acct	Year	Retirements	Reimbursements	Gross Salvage	Cost of Removal
136600	2011	18,438.86	0.00	0.00	0.00
136700	2011	618,591.15	0.00	7,491.15	103,272.99
136800	2011	378,999.31	0.00	224,389.03	111,609.15
136900	2011	91,365.42	0.00	3,209.82	340,844.92
137000	2011	83,939.15	0.00	49,178.14	0.00
137100	2011	10,672.81	0.00	7.32	2,461.91
137300	2011	3,616,159.50	0.00	34,857.90	317,382.20
139010	2011	159,686.91	0.00	0.00	70,870.07
139110	2011	0.08	0.00	0.00	0.00
139131	2011	753,659.43	0.00	0.00	0.00
139200	2011	3,997,637.78	0.00	0.00	0.00
139300	2011	272,160.14	0.00	0.00	0.00
139400	2011	858,400.98	0.00	12,678.93	0.00
139500	2011	3,160,382.43	0.00	0.00	0.00
139600	2011	107,600.18	0.00	0.00	0.00
139700	2011	12,506.07	0.00	0.00	18,397.24
130100	2012	0.00	0.00	0.00	0.00
130200	2012	0.00	0.00	0.00	0.00
130300	2012	4,488,033.54	0.00	0.00	0.00
130310	2012	0.00	0.00	0.00	0.00
131020	2012	0.00	0.00	0.00	0.00
131100	2012	243,522.20	2,595.89	0.00	153,934.21
131101	2012	23,299.41	0.00	0.00	58,702.47
131200	2012	23,431,274.18	0.00	172,783.20	5,029,476.13
131201	2012	0.00	0.00	0.00	0.00
131400	2012	957,970.74	0.00	0.00	536,939.17
131401	2012	0.00	0.00	0.00	0.00
131500	2012	151,979.59	618.00	0.00	93,390.00
131501	2012	0.00	0.00	0.00	0.00
131600	2012	149,326.92	0.00	0.00	7,193.20
131707	2012	10,292,905.01	0.00	0.00	0.00
133010	2012	0.00	0.00	0.00	0.00
133100	2012	36,439.11	0.00	0.00	91.22
133200	2012	36,070.24	0.00	0.00	1,776.48
133300	2012	201,003.90	0.00	0.00	5,904.46
133400	2012	0.00	0.00	0.00	0.00
133500	2012	9,409.47	0.00	0.00	3,286.03
133600	2012	0.00	0.00	0.00	0.00
133707	2012	0.00	0.00	0.00	0.00
134010	2012	0.00	0.00	0.00	0.00
134020	2012	0.00	0.00	0.00	0.00
134100	2012	2,935.94	0.00	0.00	0.00
134200	2012	0.00	0.00	0.00	0.00
134201	2012	0.00	0.00	0.00	0.00
134300	2012	5,640,488.29	0.00	0.00	935,686.98
134400	2012	0.00	0.00	0.00	0.00
134500	2012	275,993.02	0.00	0.00	61,179.57
134501	2012	0.00	0.00	0.00	0.00
134600	2012	0.00	0.00	0.00	0.00
134707	2012	17,790.81	0.00	0.00	0.00
135010	2012	0.00	0.00	0.00	0.00
135020	2012	0.00	0.00	0.00	0.00
135210	2012	37,303.62	(1,818.50)	4,004.55	66,000.95
135220	2012	0.00	0.00	0.00	0.00
135310	2012	2,900,002.47	(4,928.52)	162,501.33	418,579.04

Attachment to Response to DOD-FEA-1 Question No. 14

Kentucky Utilities Company
Salvage & Cost of Removal Study 1964 - Q2 2020

Page 1603 of 2358

Garrett/Spanos

Acct	Year	Retirements	Reimbursements	Gross Salvage	Cost of Removal
135311	2012	0.00	0.00	0.00	0.00
135320	2012	19,687.22	0.00	0.00	17,800.00
135400	2012	360,271.99	2,699.35	19,140.81	514,995.69
135500	2012	480,870.33	128,222.64	4,415.05	2,009,041.59
135600	2012	469,531.84	213,992.28	41,077.09	1,473,464.69
135700	2012	0.00	0.00	0.00	0.00
135800	2012	240.54	821.66	0.00	825.76
135915	2012	0.00	0.00	0.00	0.00
135917	2012	0.00	0.00	0.00	0.00
136010	2012	0.00	0.00	0.00	0.00
136020	2012	0.00	0.00	0.00	0.00
136100	2012	32,431.13	0.00	2,708.16	4,168.29
136200	2012	1,222,892.78	(11,016.50)	3,896.16	396,819.46
136400	2012	1,500,522.97	443,487.50	449,442.02	1,748,459.94
136500	2012	6,030,512.78	144,605.12	208,642.56	2,071,725.79
136600	2012	4,439.72	0.00	0.00	58.49
136700	2012	728,592.47	61,946.79	1,276.16	109,361.77
136800	2012	783,534.82	16,071.01	173,074.33	202,344.91
136900	2012	1,694,177.78	7,803.79	4,755.14	200,451.94
137000	2012	79,881.01	0.00	0.00	0.00
137100	2012	14,819.90	0.00	1,742.80	283.31
137300	2012	1,256,912.63	(92.72)	27,161.26	318,471.45
137405	2012	0.00	0.00	0.00	0.00
137407	2012	0.00	0.00	0.00	0.00
138920	2012	0.00	0.00	0.00	0.00
139010	2012	145,121.14	0.00	0.00	75,792.10
139020	2012	0.00	0.00	0.00	0.00
139110	2012	0.00	0.00	0.00	0.00
139120	2012	0.00	0.00	0.00	0.00
139130	2012	0.00	0.00	0.00	0.00
139131	2012	773,719.58	0.00	0.00	0.00
139200	2012	112,421.70	0.00	0.00	0.00
139300	2012	0.00	0.00	0.00	0.00
139400	2012	0.00	0.00	0.00	0.00
139500	2012	0.00	0.00	0.00	0.00
139600	2012	0.00	0.00	0.00	0.00
139700	2012	2,125,875.66	0.00	0.00	0.00
139710	2012	0.00	0.00	0.00	0.00
139720	2012	0.00	0.00	0.00	0.00
139800	2012	0.00	0.00	0.00	0.00
130100	2013	0.00	0.00	0.00	0.00
130200	2013	0.00	0.00	0.00	0.00
130300	2013	1,266,343.40	0.00	0.00	0.00
130310	2013	0.00	0.00	0.00	0.00
131020	2013	0.00	0.00	0.00	0.00
131100	2013	4,390,562.78	(91.89)	367.54	98,691.17
131101	2013	0.00	0.00	0.00	0.00
131200	2013	18,049,954.12	0.00	323,182.28	4,590,997.07
131201	2013	0.00	0.00	0.00	0.00
131400	2013	8,089,997.66	0.00	0.00	330,528.98
131401	2013	0.00	0.00	0.00	0.00
131500	2013	2,420,111.40	2,808.35	0.00	239,415.21
131501	2013	0.00	0.00	0.00	0.00
131600	2013	430,514.41	0.00	0.00	4,091.48
131707	2013	43,242.88	0.00	0.00	0.00

Attachment to Response to DOD-FEA-1 Question No. 14

Kentucky Utilities Company
Salvage & Cost of Removal Study 1964 - Q2 2020

Page 1604 of 2358

Garrett/Spanos

Acct	Year	Retirements	Reimbursements	Gross Salvage	Cost of Removal
133010	2013	0.00	0.00	0.00	0.00
133100	2013	0.00	0.00	0.00	0.00
133200	2013	0.00	0.00	0.00	157,387.12
133300	2013	(38,910.66)	0.00	0.00	277,241.50
133400	2013	0.00	0.00	0.00	0.00
133500	2013	0.00	0.00	0.00	0.00
133600	2013	0.00	0.00	0.00	0.00
133707	2013	0.00	0.00	0.00	0.00
134010	2013	0.00	0.00	0.00	0.00
134020	2013	0.00	0.00	0.00	0.00
134100	2013	143,724.11	0.00	0.00	0.00
134200	2013	94,167.75	0.00	0.00	0.00
134201	2013	0.00	0.00	0.00	0.00
134300	2013	4,398,255.97	0.00	0.00	395,942.01
134400	2013	1,840,005.93	0.00	0.00	0.00
134500	2013	547,609.07	0.00	0.00	0.00
134501	2013	0.00	0.00	0.00	0.00
134707	2013	0.00	0.00	0.00	0.00
135010	2013	0.00	0.00	0.00	0.00
135020	2013	0.00	0.00	0.00	0.00
135210	2013	95,708.52	0.00	0.00	118,097.56
135220	2013	1,887.92	0.00	0.00	2,184.05
135310	2013	2,160,301.73	46,669.51	21,198.11	812,611.53
135311	2013	0.00	0.00	0.00	0.00
135320	2013	0.00	0.00	0.00	0.00
135400	2013	1,405,766.01	1,226.02	8,345.48	1,109,763.76
135500	2013	395,319.18	89,704.09	9,384.23	2,171,047.94
135600	2013	439,995.75	95,677.49	10,845.15	1,311,510.58
135700	2013	0.00	0.00	0.00	0.00
135800	2013	0.00	0.00	0.00	0.00
135915	2013	0.00	0.00	0.00	0.00
135917	2013	0.00	0.00	0.00	0.00
136010	2013	0.00	0.00	0.00	0.00
136020	2013	0.00	0.00	0.00	3,304.98
136100	2013	19,270.42	0.00	0.00	36,108.01
136200	2013	534,978.79	0.00	7,149.37	475,207.52
136400	2013	737,118.13	9,355.84	143,063.46	1,389,763.31
136500	2013	2,189,402.07	24,482.81	91,568.92	1,005,165.84
136600	2013	3,602.03	0.00	64.00	(922.87)
136700	2013	223,562.56	9,834.68	5,896.09	91,272.98
136800	2013	2,243,744.70	31,768.82	218,626.65	161,481.30
136900	2013	975,269.80	10,381.11	834.11	214,517.84
137000	2013	119,313.83	0.00	664.09	0.00
137100	2013	7,821.09	0.00	61.33	18,358.17
137300	2013	499,272.85	3,297.83	29,672.57	242,327.33
137405	2013	0.00	0.00	0.00	0.00
137407	2013	0.00	0.00	0.00	0.00
138920	2013	0.00	0.00	0.00	0.00
139010	2013	515,678.87	0.00	0.00	122,036.73
139020	2013	0.00	0.00	0.00	0.00
139110	2013	0.00	0.00	0.00	0.00
139120	2013	0.00	0.00	0.00	0.00
139130	2013	0.00	0.00	0.00	0.00
139131	2013	1,016,857.74	0.00	0.00	0.00
139200	2013	0.00	0.00	0.00	0.00

Attachment to Response to DOD-FEA-1 Question No. 14

Kentucky Utilities Company
Salvage & Cost of Removal Study 1964 - Q2 2020

Page 1605 of 2358

Garrett/Spanos

Acct	Year	Retirements	Reimbursements	Gross Salvage	Cost of Removal
139210	2013	0.00	0.00	0.00	0.00
139300	2013	0.00	0.00	0.00	0.00
139400	2013	0.00	0.00	26,316.00	123.31
139500	2013	0.00	0.00	0.00	0.00
139600	2013	0.00	0.00	0.00	0.00
139700	2013	0.00	0.00	0.00	0.00
139710	2013	0.00	0.00	0.00	0.00
139720	2013	0.00	0.00	0.00	0.00
139800	2013	0.00	0.00	0.00	0.00
130100	2014	0.00	0.00	0.00	0.00
130200	2014	0.00	0.00	0.00	0.00
130300	2014	737,050.57	0.00	0.00	0.00
130310	2014	0.00	0.00	0.00	0.00
131020	2014	0.00	0.00	0.00	0.00
131100	2014	704,783.68	(38,924.27)	0.00	1,428,647.71
131101	2014	0.00	0.00	0.00	0.00
131200	2014	20,881,334.36	58,314.88	128,288.23	2,451,690.47
131201	2014	0.00	0.00	0.00	0.00
131400	2014	1,010,285.44	0.00	0.00	223,264.05
131401	2014	0.00	0.00	0.00	0.00
131500	2014	50,932.58	0.00	2,841.66	3,296.05
131501	2014	0.00	0.00	0.00	0.00
131600	2014	191,505.67	0.00	0.00	0.00
131707	2014	165,312.14	0.00	0.00	0.00
133010	2014	0.00	0.00	0.00	0.00
133100	2014	0.00	0.00	0.00	0.00
133200	2014	13,238.85	0.00	0.00	277.27
133300	2014	0.00	0.00	0.00	0.00
133400	2014	6,812.06	0.00	0.00	0.00
133500	2014	0.00	0.00	0.00	0.00
133600	2014	0.00	0.00	0.00	0.00
133707	2014	0.00	0.00	0.00	0.00
134010	2014	0.00	0.00	0.00	0.00
134020	2014	0.00	0.00	0.00	0.00
134100	2014	21,107.72	0.00	0.00	0.00
134200	2014	0.00	0.00	0.00	0.00
134201	2014	0.00	0.00	0.00	0.00
134300	2014	2,400,558.83	0.00	11,529.00	382,492.56
134400	2014	229,568.25	0.00	0.00	76,941.79
134500	2014	0.00	0.00	0.00	0.00
134501	2014	0.00	0.00	0.00	0.00
134600	2014	43.67	0.00	0.00	1,518.18
134707	2014	0.00	0.00	0.00	0.00
135010	2014	0.00	0.00	0.00	0.00
135020	2014	0.00	0.00	0.00	0.00
135210	2014	10,693.52	151.18	0.00	27,238.41
135220	2014	0.00	0.00	0.00	0.00
135310	2014	2,592,071.63	7,813.97	20,892.46	922,884.20
135311	2014	0.00	0.00	0.00	0.00
135320	2014	0.00	0.00	0.00	0.00
135400	2014	(33,047.40)	0.00	49,760.12	246,878.30
135500	2014	826,504.17	61,396.58	71,770.55	2,472,239.79
135600	2014	713,072.22	190,501.77	26,275.77	1,697,159.46
135700	2014	0.00	0.00	0.00	0.00
135800	2014	0.00	0.00	0.00	0.00

Attachment to Response to DOD-FEA-1 Question No. 14

Kentucky Utilities Company
Salvage & Cost of Removal Study 1964 - Q2 2020

Page 1606 of 2358

Garrett/Spanos

Acct	Year	Retirements	Reimbursements	Gross Salvage	Cost of Removal
135915	2014	0.00	0.00	0.00	0.00
135917	2014	0.00	0.00	0.00	0.00
136010	2014	79,281.59	553.27	0.00	57,432.83
136020	2014	0.00	0.00	0.00	0.00
136100	2014	25,639.44	0.00	1,312.05	43,254.03
136200	2014	1,962,532.07	284.40	211,796.63	544,489.60
136400	2014	1,464,801.85	33,829.34	136,253.13	1,425,336.86
136500	2014	4,504,386.49	83,388.28	233,569.39	2,544,850.64
136600	2014	0.00	0.00	0.00	0.00
136700	2014	442,317.74	6,925.89	4,196.14	259,519.91
136800	2014	2,496,284.85	9,130.10	300,056.54	153,094.79
136900	2014	206,532.53	7,989.96	1,000.77	27,137.96
137000	2014	335,908.91	0.00	0.00	0.00
137100	2014	119,566.21	0.00	27,765.41	154,345.63
137300	2014	3,286,293.70	19,894.39	60,526.20	573,970.68
137405	2014	3,406.45	0.00	0.00	0.00
137407	2014	15,620.76	0.00	0.00	0.00
138920	2014	0.00	0.00	0.00	0.00
139010	2014	288,621.57	0.00	0.00	201,356.44
139020	2014	3,315.11	0.00	0.00	0.00
139110	2014	0.00	0.00	0.00	0.00
139120	2014	0.00	0.00	0.00	0.00
139130	2014	0.00	0.00	0.00	0.00
139131	2014	1,411,176.53	0.00	0.00	0.00
139200	2014	1,497,956.89	0.00	0.00	0.00
139210	2014	0.00	0.00	0.00	0.00
139300	2014	0.00	0.00	0.00	0.00
139400	2014	0.00	0.00	0.00	0.00
139500	2014	0.00	0.00	0.00	0.00
139600	2014	0.00	0.00	0.00	0.00
139700	2014	0.00	0.00	0.00	0.00
139710	2014	0.00	0.00	0.00	0.00
139720	2014	0.00	0.00	0.00	0.00
139800	2014	0.00	0.00	0.00	0.00
130100	2015	0.00	0.00	0.00	0.00
130200	2015	0.00	0.00	0.00	0.00
130200	2015	0.00	0.00	0.00	0.00
130300	2015	2,808,226.16	0.00	0.00	0.00
130310	2015	0.00	0.00	0.00	0.00
131020	2015	0.00	0.00	0.00	0.00
131100	2015	4,544,929.82	30,000.00	0.00	156,217.04
131101	2015	0.00	0.00	0.00	0.00
131200	2015	80,148,519.35	137,821.63	122,709.24	1,902,123.24
131201	2015	0.00	0.00	0.00	0.00
131400	2015	19,328,847.08	0.00	0.00	850,762.58
131401	2015	0.00	0.00	0.00	0.00
131500	2015	3,288,676.96	0.00	0.00	7,973.46
131501	2015	0.00	0.00	0.00	0.00
131600	2015	2,425,522.96	0.00	0.00	261,730.14
131707	2015	16,856,225.98	0.00	0.00	0.00
133010	2015	0.00	0.00	0.00	0.00
133100	2015	4,487.68	0.00	0.00	10,356.90
133200	2015	0.00	0.00	0.00	0.00
133300	2015	(0.42)	0.00	0.00	286,174.84
133400	2015	0.00	0.00	0.00	0.00

Attachment to Response to DOD-FEA-1 Question No. 14

Kentucky Utilities Company
Salvage & Cost of Removal Study 1964 - Q2 2020

Page 1607 of 2358

Garrett/Spanos

Acct	Year	Retirements	Reimbursements	Gross Salvage	Cost of Removal
133500	2015	5,963.31	0.00	0.00	0.00
133600	2015	0.00	0.00	0.00	0.00
133707	2015	0.00	0.00	0.00	0.00
134010	2015	0.00	0.00	0.00	0.00
134020	2015	0.00	0.00	0.00	0.00
134020	2015	0.00	0.00	0.00	0.00
134100	2015	0.00	0.00	0.00	0.00
134200	2015	0.00	0.00	0.00	0.00
134201	2015	0.00	0.00	0.00	0.00
134300	2015	2,454,814.27	0.00	0.00	0.00
134400	2015	0.00	0.00	0.00	0.00
134500	2015	21,022.07	0.00	0.00	7,258.74
134501	2015	0.00	0.00	0.00	0.00
134600	2015	0.00	0.00	0.00	0.00
134707	2015	0.00	0.00	0.00	0.00
135010	2015	0.00	0.00	0.00	0.00
135010	2015	0.00	0.00	0.00	0.00
135020	2015	0.00	0.00	0.00	0.00
135210	2015	0.00	0.00	0.00	0.00
135210	2015	95,706.67	0.00	35.99	39,122.25
135210	2015	0.00	0.00	0.00	0.00
135220	2015	0.00	0.00	0.00	0.00
135310	2015	0.00	0.00	0.00	0.00
135310	2015	1,108,576.18	0.00	30,693.62	1,362,503.54
135311	2015	0.00	0.00	0.00	0.00
135320	2015	8,080,656.02	0.00	0.00	239,189.93
135400	2015	62,172.78	0.00	728.94	260,051.72
135500	2015	0.00	0.00	0.00	0.00
135500	2015	727,208.83	187,494.69	10,120.52	4,204,804.39
135600	2015	0.00	0.00	0.00	0.00
135600	2015	445,349.91	20,750.61	8,290.19	1,925,211.56
135700	2015	0.00	0.00	0.00	0.00
135800	2015	0.00	0.00	0.00	0.00
135915	2015	0.00	0.00	0.00	0.00
135917	2015	0.00	0.00	0.00	0.00
136010	2015	0.00	0.00	0.00	0.00
136010	2015	0.00	0.00	0.00	0.00
136020	2015	0.00	0.00	0.00	0.00
136100	2015	25,894.26	0.00	1,938.24	66,358.12
136200	2015	968,407.32	0.00	14,238.03	726,082.70
136400	2015	0.00	0.00	0.00	0.00
136400	2015	0.00	0.00	0.00	0.00
136400	2015	2,800,557.41	64,928.92	124,134.71	1,513,626.96
136500	2015	0.00	12,613.98	0.00	12,613.98
136500	2015	7,282,614.21	155,555.99	190,773.36	3,426,966.62
136500	2015	0.00	0.00	0.00	0.00
136600	2015	0.00	0.00	0.00	0.00
136600	2015	0.00	0.00	0.00	0.00
136700	2015	956,280.13	15,874.40	4,306.84	245,500.50
136700	2015	0.00	0.00	0.00	0.00
136800	2015	2,254,659.00	0.00	272,629.43	225,374.92
136900	2015	117,895.05	0.00	2,051.45	16,273.80
137000	2015	354,193.22	0.00	0.00	0.00
137001	2015	0.00	0.00	0.00	0.00
137100	2015	1,086,461.78	38.54	1,202.00	156,255.45

Attachment to Response to DOD-FEA-1 Question No. 14

Kentucky Utilities Company
Salvage & Cost of Removal Study 1964 - Q2 2020

Page 1608 of 2358

Garrett/Spanos

Acct	Year	Retirements	Reimbursements	Gross Salvage	Cost of Removal
137300	2015	6,711,870.25	2,884.60	500,778.79	308,320.43
137405	2015	0.00	0.00	0.00	0.00
137407	2015	3,476.79	0.00	0.00	0.00
138920	2015	4,944.15	0.00	5,187.52	(16,324.35)
139010	2015	336,147.89	0.00	54,752.49	46,907.40
139010	2015	0.00	0.00	0.00	0.00
139010	2015	0.00	0.00	0.00	0.00
139010	2015	597,825.55	0.00	0.00	0.00
139010	2015	19,113.71	0.00	0.00	15,324.23
139020	2015	0.00	0.00	0.00	0.00
139110	2015	0.00	0.00	0.00	0.00
139120	2015	11,038,363.45	0.00	0.00	0.00
139130	2015	0.00	0.00	0.00	0.00
139131	2015	734,519.72	0.00	0.00	0.00
139200	2015	0.00	0.00	0.00	0.00
139200	2015	11,062,451.87	0.00	0.00	0.00
139210	2015	0.00	0.00	0.00	0.00
139300	2015	0.00	0.00	0.00	0.00
139400	2015	8,400.46	0.00	0.00	0.00
139500	2015	0.00	0.00	0.00	0.00
139600	2015	0.00	0.00	0.00	0.00
139700	2015	60,211.39	0.00	0.00	0.00
139710	2015	0.00	0.00	0.00	1,978.77
139720	2015	0.00	0.00	0.00	0.00
139800	2015	0.00	0.00	0.00	0.00
130100	2016	0.00	0.00	0.00	0.00
130200	2016	0.00	0.00	0.00	0.00
130300	2016	5,795,318.90	0.00	0.00	0.00
130310	2016	0.00	0.00	0.00	0.00
131020	2016	0.00	0.00	0.00	0.00
131100	2016	917,939.39	599.40	708.09	350,960.85
131101	2016	0.00	0.00	0.00	0.00
131200	2016	10,563,333.78	15,420.07	183,906.78	3,910,726.42
131201	2016	0.00	0.00	0.00	0.00
131400	2016	513,877.90	0.00	0.00	481,407.79
131401	2016	0.00	0.00	0.00	0.00
131500	2016	248,391.82	0.00	0.00	40,448.45
131501	2016	0.00	0.00	0.00	0.00
131600	2016	482,747.26	0.00	0.00	10,351.80
131707	2016	2,172,751.56	0.00	0.00	0.00
131708	2016	0.00	0.00	0.00	0.00
133010	2016	0.00	0.00	0.00	0.00
133100	2016	2,355.54	0.00	0.00	25,862.74
133200	2016	0.00	0.00	0.00	0.00
133300	2016	12,840.26	0.00	0.00	0.00
133400	2016	0.00	0.00	0.00	0.00
133500	2016	0.00	0.00	0.00	0.00
133600	2016	0.00	0.00	0.00	0.00
133707	2016	86,482.34	0.00	0.00	0.00
134010	2016	0.00	0.00	0.00	0.00
134020	2016	0.00	0.00	0.00	0.00
134100	2016	95,642.86	0.00	0.00	7,774.24
134200	2016	0.00	0.00	0.00	0.00
134201	2016	0.00	0.00	0.00	0.00
134300	2016	85,818.98	0.00	0.00	237,535.70

Kentucky Utilities Company
Salvage & Cost of Removal Study 1964 - Q2 2020

Acct	Year	Retirements	Reimbursements	Gross Salvage	Cost of Removal
134400	2016	432,616.31	0.00	0.00	0.00
134500	2016	115,501.18	0.00	0.00	0.00
134501	2016	0.00	0.00	0.00	0.00
134600	2016	114,855.08	0.00	0.00	0.00
134707	2016	0.00	0.00	0.00	0.00
135010	2016	0.00	0.00	0.00	0.00
135020	2016	0.00	0.00	0.00	0.00
135210	2016	173,522.90	0.00	0.77	60,526.80
135220	2016	0.00	0.00	0.00	0.00
135310	2016	2,173,668.85	663.78	1,119,063.86	329,138.02
135311	2016	0.00	0.00	0.00	0.00
135320	2016	26,900.38	0.00	28.61	11,256.08
135400	2016	32,164.05	0.00	54.47	6,170.36
135500	2016	2,739,978.12	161,859.84	7,951.56	3,908,536.67
135600	2016	2,153,781.90	77,241.17	22,817.66	2,363,306.04
135700	2016	0.00	0.00	0.00	0.00
135800	2016	2,412.09	0.00	0.00	389.69
135915	2016	0.00	0.00	0.00	0.00
135917	2016	0.00	0.00	0.00	0.00
136010	2016	0.00	0.00	0.00	0.00
136020	2016	0.00	0.00	0.00	0.00
136100	2016	15,317.60	0.00	0.00	40,949.88
136200	2016	899,151.60	0.00	116,224.10	458,821.44
136400	2016	1,629,782.06	54,147.45	17,162.01	1,437,531.89
136500	2016	9,797,419.17	270,894.57	71,785.21	2,915,971.71
136600	2016	2,186.06	0.00	0.00	0.00
136700	2016	923,111.28	90,200.05	559.09	139,206.48
136800	2016	1,463,668.85	4,179.84	33,571.00	267,367.96
136900	2016	253,089.96	0.00	0.00	358,909.35
137000	2016	827,990.75	(365.19)	9,968.00	(365.19)
137001	2016	0.00	0.00	0.00	0.00
137100	2016	(3,735.54)	(1,533.00)	0.00	(1,283.52)
137300	2016	4,610,486.05	23,693.68	8,838.37	299,062.97
137405	2016	2,798.53	0.00	0.00	0.00
137407	2016	0.00	0.00	0.00	0.00
138920	2016	0.00	0.00	0.00	0.00
139010	2016	676,963.61	0.00	154.39	189,421.61
139020	2016	0.00	0.00	0.00	0.00
139110	2016	1,071,054.36	0.00	0.00	29,413.94
139120	2016	4,236,675.62	0.00	0.00	0.00
139130	2016	0.00	0.00	0.00	0.00
139131	2016	3,267,500.19	0.00	0.00	0.00
139200	2016	158,179.93	0.00	(7,380.72)	(568.76)
139210	2016	108,408.86	0.00	7,380.72	568.76
139300	2016	0.00	0.00	0.00	0.00
139400	2016	104,279.68	0.00	0.00	697.63
139500	2016	0.00	0.00	0.00	0.00
139600	2016	0.00	0.00	0.00	0.00
139700	2016	641,341.51	0.00	0.00	13,071.54
139710	2016	823,769.21	0.00	0.00	0.00
139720	2016	438,990.26	0.00	0.00	0.00
139800	2016	0.00	0.00	0.00	0.00
130100	2017	0.00	0.00	0.00	0.00
130200	2017	0.00	0.00	0.00	0.00
130300	2017	7,464,577.36	0.00	0.00	0.00

Attachment to Response to DOD-FEA-1 Question No. 14

Kentucky Utilities Company
Salvage & Cost of Removal Study 1964 - Q2 2020

Page 1610 of 2358

Garrett/Spanos

Acct	Year	Retirements	Reimbursements	Gross Salvage	Cost of Removal
130310	2017	0.00	0.00	0.00	0.00
131020	2017	0.00	0.00	0.00	0.00
131100	2017	562,234.82	1,284.58	0.00	496,650.23
131101	2017	0.00	0.00	0.00	0.00
131200	2017	8,820,017.43	101,492.37	30,440.37	5,529,286.32
131201	2017	0.00	0.00	0.00	0.00
131400	2017	4,439,606.00	48,994.88	15,073.40	1,695,335.60
131401	2017	0.00	0.00	0.00	0.00
131500	2017	115,476.19	0.00	19,968.60	18,968.94
131501	2017	0.00	0.00	0.00	0.00
131600	2017	416,466.95	0.00	27,560.00	22,778.09
131707	2017	203,134.00	0.00	0.00	0.00
131708	2017	0.00	0.00	0.00	0.00
133010	2017	23,675.00	0.00	23,675.00	0.00
133100	2017	0.00	0.00	0.00	0.00
133200	2017	0.00	0.00	0.00	0.00
133300	2017	0.00	0.00	0.00	0.00
133400	2017	0.00	0.00	0.00	0.00
133500	2017	0.00	0.00	0.00	0.00
133600	2017	0.00	0.00	0.00	0.00
133707	2017	0.00	0.00	0.00	0.00
134010	2017	0.00	0.00	0.00	0.00
134020	2017	0.00	0.00	0.00	0.00
134100	2017	0.00	0.00	0.00	0.00
134200	2017	19,123.07	0.00	0.00	13,600.15
134201	2017	0.00	0.00	0.00	0.00
134300	2017	2,558,079.84	0.00	0.00	256,971.97
134400	2017	475,999.11	0.00	0.00	140,686.33
134500	2017	0.00	0.00	0.00	0.00
134501	2017	0.00	0.00	0.00	0.00
134600	2017	27,592.94	0.00	0.00	0.00
134707	2017	0.00	0.00	0.00	0.00
135010	2017	0.00	0.00	0.00	0.00
135020	2017	0.00	0.00	0.00	0.00
135210	2017	112,814.60	0.00	1,377.84	101,889.83
135220	2017	32,410.20	0.00	0.00	0.00
135310	2017	2,380,835.64	0.00	10,987.85	693,602.61
135311	2017	0.00	0.00	0.00	0.00
135320	2017	3,949,271.49	0.00	0.00	7,166.25
135400	2017	18,956.65	(10,205.70)	1,517.76	145,665.54
135500	2017	4,186,406.13	67,382.57	8,362.97	2,730,225.93
135600	2017	2,018,494.60	242,132.80	29,985.54	1,756,357.72
135700	2017	0.00	0.00	0.00	0.00
135800	2017	566.96	0.00	0.00	22,584.33
135915	2017	0.00	0.00	0.00	0.00
135917	2017	0.00	0.00	0.00	0.00
136010	2017	0.00	0.00	0.00	0.00
136020	2017	14,378.77	0.00	0.00	0.00
136100	2017	74,538.54	0.00	1,959.48	57,962.92
136200	2017	1,908,263.75	0.00	67,161.57	739,888.06
136400	2017	1,857,902.15	45,787.96	32,387.79	1,603,948.26
136500	2017	8,166,161.69	181,106.72	105,558.48	2,849,652.06
136600	2017	0.00	0.00	0.00	0.00
136700	2017	879,783.43	24,508.49	1,628.81	84,130.73
136800	2017	9,593,062.47	158,704.48	69,769.34	318,405.99

Attachment to Response to DOD-FEA-1 Question No. 14

Kentucky Utilities Company
Salvage & Cost of Removal Study 1964 - Q2 2020

Page 1611 of 2358

Garrett/Spanos

Acct	Year	Retirements	Reimbursements	Gross Salvage	Cost of Removal
136900	2017	80,976.81	0.00	(15,411.75)	1,011,923.31
137000	2017	1,993,750.74	0.00	0.00	0.00
137001	2017	0.00	0.00	0.00	0.00
137020	2017	56,276.28	0.00	0.00	0.00
137100	2017	0.00	0.00	0.00	0.00
137300	2017	816,112.82	59,375.36	174,022.34	661,569.17
137405	2017	0.00	0.00	0.00	0.00
137407	2017	1,700.75	0.00	0.00	0.00
138920	2017	0.00	0.00	0.00	0.00
139010	2017	150,168.47	0.00	0.00	26,027.84
139020	2017	3,924.94	0.00	0.00	0.00
139110	2017	283,354.86	0.00	0.00	2,032.01
139120	2017	4,079,972.85	0.00	0.00	0.00
139130	2017	0.00	0.00	0.00	0.00
139131	2017	878,964.66	0.00	0.00	0.00
139200	2017	38,921.74	0.00	0.00	0.00
139210	2017	27,677.50	0.00	0.00	0.00
139300	2017	0.00	0.00	0.00	0.00
139400	2017	274,113.85	0.00	0.00	0.00
139500	2017	0.00	0.00	0.00	0.00
139600	2017	0.00	0.00	0.00	0.00
139700	2017	1,916.55	0.00	0.00	1,049.26
139710	2017	0.00	0.00	0.00	0.00
139720	2017	0.00	0.00	0.00	0.00
139800	2017	0.00	0.00	0.00	0.00
130100	2018	0.00	0.00	0.00	0.00
130200	2018	0.00	0.00	0.00	0.00
130300	2018	7,125,529.38	0.00	0.00	0.00
130310	2018	0.00	0.00	0.00	0.00
131020	2018	0.00	0.00	0.00	0.00
131100	2018	1,123,331.56	488.31	0.00	1,590,192.16
131101	2018	0.00	0.00	0.00	0.00
131200	2018	17,996,120.31	59,230.71	101,194.31	13,654,800.64
131201	2018	0.00	0.00	0.00	0.00
131400	2018	2,998,173.42	4,944.97	10,000.00	153,941.03
131401	2018	0.00	0.00	0.00	0.00
131500	2018	152,367.38	6,581.49	2,000.00	110,255.74
131501	2018	0.00	0.00	0.00	0.00
131600	2018	465,502.20	0.00	0.00	10,994.44
131707	2018	308,555.88	0.00	0.00	0.00
131708	2018	0.00	0.00	0.00	0.00
133010	2018	0.00	0.00	0.00	0.00
133100	2018	0.00	0.00	0.00	0.00
133200	2018	0.00	0.00	0.00	0.00
133300	2018	0.00	0.00	0.00	0.00
133400	2018	46,262.11	0.00	0.00	0.00
133500	2018	0.00	0.00	0.00	0.00
133600	2018	0.00	0.00	0.00	0.00
133707	2018	0.00	0.00	0.00	0.00
134010	2018	0.00	0.00	0.00	0.00
134020	2018	0.00	0.00	0.00	0.00
134100	2018	443.64	0.00	0.00	495.93
134200	2018	0.00	0.00	0.00	0.00
134201	2018	0.00	0.00	0.00	0.00
134300	2018	9,340,245.94	0.00	0.00	1,308,149.26

Attachment to Response to DOD-FEA-1 Question No. 14

Kentucky Utilities Company
Salvage & Cost of Removal Study 1964 - Q2 2020

Page 1612 of 2358

Garrett/Spanos

Acct	Year	Retirements	Reimbursements	Gross Salvage	Cost of Removal
134400	2018	182,738.45	0.00	0.00	11,000.00
134500	2018	0.00	0.00	0.00	0.00
134501	2018	0.00	0.00	0.00	0.00
134600	2018	0.00	0.00	0.00	0.00
134707	2018	0.00	0.00	0.00	0.00
135010	2018	0.00	0.00	0.00	0.00
135020	2018	0.00	0.00	0.00	0.00
135210	2018	34,315.51	0.00	0.00	57,198.83
135220	2018	0.00	0.00	0.00	0.00
135310	2018	4,652,784.45	800.07	43,624.57	1,016,852.19
135311	2018	0.00	0.00	0.00	0.00
135320	2018	0.00	0.00	0.00	0.00
135400	2018	0.00	0.00	0.00	0.00
135500	2018	3,507,908.80	17,949.01	394.29	1,827,293.59
135600	2018	1,990,387.71	97,888.37	22,298.98	2,059,806.07
135700	2018	0.00	0.00	0.00	0.00
135800	2018	0.00	0.00	0.00	0.00
135915	2018	0.00	0.00	0.00	0.00
135917	2018	7,169.43	0.00	0.00	0.00
136010	2018	0.00	0.00	0.00	0.00
136020	2018	0.00	0.00	0.00	0.00
136100	2018	62,451.99	0.00	0.00	96,987.20
136200	2018	1,989,349.85	0.00	27,286.51	553,145.33
136400	2018	1,547,182.24	39,706.56	34,897.16	734,340.83
136500	2018	7,569,594.66	82,522.11	286,191.46	2,438,402.54
136600	2018	1,719.96	0.00	0.00	1,083.14
136700	2018	751,534.06	22,975.98	346,980.55	474,984.11
136800	2018	569,596.36	1,064.22	197,880.99	290,582.63
136900	2018	159,848.09	0.00	116.53	586,214.61
137000	2018	4,044,482.12	0.00	0.00	0.00
137001	2018	0.00	0.00	0.00	0.00
137020	2018	93,735.20	0.00	2,343.50	0.00
137100	2018	0.00	0.00	0.00	0.00
137300	2018	2,026,528.17	19,222.61	8,420.61	414,610.61
137405	2018	10,938.19	0.00	0.00	0.00
137407	2018	3,003.21	0.00	0.00	0.00
138920	2018	0.00	0.00	0.00	0.00
139010	2018	554,950.82	0.00	0.00	144,989.21
139020	2018	31,400.44	0.00	0.00	4,580.00
139110	2018	217,728.76	0.00	0.00	0.00
139120	2018	3,274,067.34	0.00	0.00	0.00
139130	2018	0.00	0.00	0.00	0.00
139131	2018	1,113,706.74	0.00	0.00	0.00
139200	2018	160,609.39	0.00	0.00	0.00
139210	2018	102,395.24	0.00	0.00	0.00
139300	2018	20,660.50	0.00	0.00	0.00
139400	2018	61,108.55	0.00	5,902.53	77.23
139500	2018	0.00	0.00	0.00	0.00
139600	2018	0.00	0.00	0.00	0.00
139610	2018	0.00	0.00	0.00	0.00
139620	2018	0.00	0.00	0.00	0.00
139700	2018	29,953.00	0.00	0.00	40,459.58
139710	2018	0.00	0.00	0.00	0.00
139720	2018	0.00	0.00	0.00	0.00
139800	2018	0.00	0.00	0.00	0.00

Attachment to Response to DOD-FEA-1 Question No. 14

Kentucky Utilities Company
Salvage & Cost of Removal Study 1964 - Q2 2020

Page 1613 of 2358

Garrett/Spanos

Acct	Year	Retirements	Reimbursements	Gross Salvage	Cost of Removal
130100	2019	0.00	0.00	0.00	0.00
130200	2019	0.00	0.00	0.00	0.00
130300	2019	11,873,767.13	0.00	0.00	0.00
130310	2019	37,077,853.47	0.00	0.00	0.00
131020	2019	0.00	0.00	0.00	0.00
131100	2019	9,782,858.35	982.97	4,500.25	24,618,137.87
131101	2019	0.00	0.00	0.00	0.00
131200	2019	103,598,830.22	247,167.21	70,977.68	3,507,340.24
131201	2019	0.00	0.00	0.00	0.00
131400	2019	35,147,119.70	(97.72)	0.00	1,174,252.66
131500	2019	3,966,450.48	0.00	2,000.00	111,841.68
131501	2019	0.00	0.00	0.00	0.00
131600	2019	645,717.91	467.25	0.00	18,315.89
131707	2019	13,307,183.55	0.00	0.00	0.00
131708	2019	37,232.91	0.00	0.00	0.00
133010	2019	0.00	0.00	0.00	0.00
133100	2019	22,985.41	0.00	0.00	180,082.02
133200	2019	0.00	0.00	0.00	0.00
133300	2019	0.00	0.00	0.00	0.00
133400	2019	5.35	0.00	0.00	5,150.17
133500	2019	0.00	0.00	0.00	0.00
133600	2019	0.00	0.00	0.00	0.00
133707	2019	0.00	0.00	0.00	0.00
134010	2019	0.00	0.00	0.00	0.00
134020	2019	0.00	0.00	0.00	0.00
134100	2019	155,614.84	0.00	0.00	10,226.59
134200	2019	9,125.79	0.00	0.00	2,400.00
134300	2019	4,873,887.40	74,525.25	0.00	397,202.46
134400	2019	591,248.06	0.00	0.00	28,493.09
134500	2019	0.00	0.00	0.00	0.00
134501	2019	0.00	0.00	0.00	0.00
134600	2019	58,350.02	0.00	0.00	1,725.83
134707	2019	0.00	0.00	0.00	0.00
135010	2019	0.00	0.00	0.00	0.00
135020	2019	12.67	0.00	0.00	0.00
135210	2019	17,012.48	0.00	0.00	9,471.09
135220	2019	82,985.22	0.00	0.00	0.00
135310	2019	3,022,390.39	0.00	302,246.15	421,722.41
135311	2019	0.00	0.00	0.00	0.00
135320	2019	596,313.50	0.00	0.00	0.00
135400	2019	33,393.76	0.00	0.00	142,442.12
135500	2019	1,233,860.43	97,244.40	79,090.50	4,020,962.52
135600	2019	307,759.31	1,189.59	7,051.57	512,964.23
135700	2019	0.00	0.00	0.00	0.00
135800	2019	0.00	0.00	0.00	0.00
135915	2019	0.00	0.00	0.00	0.00
135917	2019	0.00	0.00	0.00	0.00
136010	2019	0.00	0.00	0.00	0.00
136020	2019	0.00	0.00	0.00	0.00
136100	2019	26,813.32	0.00	0.00	47,761.88
136200	2019	852,784.82	0.00	17,478.12	508,589.69
136400	2019	2,287,795.93	239,931.17	15,320.13	2,001,275.44
136500	2019	8,962,258.83	389,970.77	183,610.17	3,049,088.99
136600	2019	0.00	0.00	0.00	0.00
136700	2019	483,137.77	37,971.69	42,671.16	121,046.79

Kentucky Utilities Company
Salvage & Cost of Removal Study 1964 - Q2 2020

Acct	Year	Retirements	Reimbursements	Gross Salvage	Cost of Removal
136800	2019	3,551,423.06	3,105.48	259,464.50	412,224.15
136900	2019	136,207.85	0.00	0.00	516,801.01
137000	2019	938,285.26	0.00	0.00	294.94
137001	2019	0.00	0.00	0.00	0.00
137011	2019	0.00	0.00	0.00	0.00
137020	2019	439,915.23	0.00	0.00	3,825.23
137100	2019	0.00	0.00	0.00	0.00
137101	2019	0.00	0.00	0.00	0.00
137300	2019	143,911.13	24,026.50	0.08	61,419.54
137405	2019	2,707.72	0.00	0.00	0.00
137407	2019	0.00	0.00	0.00	0.00
138920	2019	0.00	0.00	0.00	0.00
139010	2019	646,365.64	0.00	0.00	157,930.53
139020	2019	0.00	0.00	0.00	0.00
139110	2019	189,917.61	0.00	0.00	0.00
139120	2019	4,962,328.48	0.00	0.00	0.00
139130	2019	0.00	0.00	0.00	0.00
139131	2019	1,194,841.37	0.00	0.00	0.00
139200	2019	81,182.09	0.00	22,178.75	265.65
139210	2019	0.00	0.00	0.00	0.00
139300	2019	50,376.01	0.00	0.00	0.00
139400	2019	218,550.77	0.00	0.00	0.00
139500	2019	0.00	0.00	0.00	0.00
139600	2019	0.00	0.00	0.00	0.00
139610	2019	24,822.74	0.00	12,553.35	150.36
139620	2019	3,705.14	0.00	0.00	(9,695.36)
139700	2019	515,792.17	0.00	0.00	6,525.82
139710	2019	166,647.27	0.00	0.00	0.00
139720	2019	0.00	0.00	0.00	0.00
139800	2019	0.00	0.00	0.00	0.00
130100	2020	-	-	-	-
130200	2020	-	-	-	-
130300	2020	4,191,590.96	-	-	-
130310	2020	-	-	-	-
130330	2020	-	-	-	-
130340	2020	-	-	-	-
131020	2020	-	-	-	-
131100	2020	2,210,654.55	1,818.00	-	6,428,405.21
131101	2020	-	-	-	-
131200	2020	19,833,105.69	4,779.06	58,968.00	5,193,125.88
131201	2020	-	-	-	-
131400	2020	2,833,650.12	23,014.04	-	1,950,369.30
131401	2020	-	-	-	-
131500	2020	729,468.07	-	-	53,195.39
131501	2020	-	-	-	-
131600	2020	182,172.06	-	-	493.09
131707	2020	542,275.10	-	-	-
131708	2020	43,913,603.41	-	-	-
133010	2020	-	-	-	-
133100	2020	-	-	-	-
133200	2020	1,201.51	-	-	8,759.69
133300	2020	-	-	-	-
133400	2020	290.00	-	-	10,258.00
133500	2020	-	-	-	-
133600	2020	35,609.30	-	-	137,142.56

Attachment to Response to DOD-FEA-1 Question No. 14

Kentucky Utilities Company
Salvage & Cost of Removal Study 1964 - Q2 2020

Page 1615 of 2358

Garrett/Spanos

Acct	Year	Retirements	Reimbursements	Gross Salvage	Cost of Removal
133707	2020	-	-	-	-
134010	2020	-	-	-	-
134020	2020	-	-	-	-
134100	2020	56,499.05	-	-	13,084.36
134200	2020	48,431.58	-	-	61.92
134201	2020	-	-	-	-
134300	2020	4,383,766.60	-	-	621,992.24
134400	2020	630,285.22	-	-	87,868.55
134500	2020	-	-	-	-
134501	2020	-	-	-	-
134600	2020	-	-	-	-
134707	2020	-	-	-	-
135010	2020	-	-	-	-
135020	2020	-	-	-	-
135210	2020	15,840.01	-	-	36,906.51
135220	2020	-	-	-	-
135310	2020	343,324.87	-	24,297.80	220,780.95
135311	2020	-	-	-	-
135320	2020	-	-	-	-
135400	2020	-	-	-	-
135500	2020	330,010.82	-	154.98	901,360.41
135600	2020	71,489.36	-	141.05	181,126.16
135700	2020	63,385.03	-	-	-
135800	2020	87,624.78	-	-	-
135915	2020	-	-	-	-
135917	2020	-	-	-	-
136010	2020	-	-	-	-
136020	2020	-	-	-	-
136100	2020	38,282.89	-	-	20,934.91
136200	2020	512,168.88	85.50	4,086.40	192,127.36
136400	2020	697,535.36	4,553.09	22,094.53	381,462.84
136500	2020	10,552,026.06	27,436.95	83,892.16	2,787,784.69
136600	2020	-	-	-	-
136700	2020	298,761.98	663.86	7,585.17	125,834.05
136800	2020	50,615.20	-	1,771.57	22,488.45
136900	2020	-	-	-	-
137000	2020	-	-	-	-
137001	2020	-	-	-	-
137011	2020	-	-	-	-
137020	2020	65,232.74	161,931.00	-	-
137100	2020	-	-	-	-
137101	2020	-	-	-	-
137300	2020	2,268,839.59	1,825.87	4,730.82	415,707.33
137405	2020	1,584.35	-	-	-
137407	2020	-	-	-	-
138920	2020	254,565.12	-	-	(388,387.15)
139010	2020	72,302.09	-	-	139,452.58
139020	2020	380,774.34	-	-	-
139110	2020	46,755.50	-	-	-
139120	2020	2,699,659.38	-	-	-
139130	2020	-	-	-	-
139131	2020	59,007.00	-	-	-
139200	2020	19,170.48	-	-	-
139210	2020	27,247.29	-	-	-
139300	2020	8,677.82	-	-	-

Attachment to Response to DOD-FEA-1 Question No. 14

Kentucky Utilities Company
Salvage & Cost of Removal Study 1964 - Q2 2020

Page 1616 of 2358

Garrett/Spanos

Acct	Year	Retirements	Reimbursements	Gross Salvage	Cost of Removal
139400	2020	31,390.48	-	-	-
139500	2020	-	-	-	-
139600	2020	-	-	-	-
139610	2020	-	-	-	-
139620	2020	-	-	-	-
139700	2020	-	-	-	-
139710	2020	-	-	-	-
139720	2020	-	-	-	-
139800	2020	-	-	-	-
	2020	98,588,874.64	226,107.37	207,722.48	19,542,335.28
		98,588,874.64	226,107.37	207,722.48	19,542,335.28
		0.00	0.00	0.00	0.00

KENTUCKY UTILITIES COMPANY
SUMMARY OF UTILITY PLANT - REGULATORY ACCOUNTING
June 2020

	Beginning Balance	Additions	Retirements	Transfers/ Adjustments	Net Additions	Ending Balance
101 UTILITY PLANT IN SERVICE						
Electric						
Electric Distribution	1,925,480,616.43	81,779,609.48	(14,485,047.05)	2,552.30	67,297,114.73	1,992,777,731.16
Electric General Plant	210,699,995.94	12,273,516.87	(3,599,549.50)	129,001.51	8,802,968.88	219,502,964.82
Electric Hydro Production	42,664,249.83	1,186,663.40	(37,100.81)	-	1,149,562.59	43,813,812.42
Electric Intangible Plant	80,060,839.04	2,872,967.66	(4,191,590.96)	-	(1,318,623.30)	78,742,215.74
Electric Other Production	1,025,529,050.61	15,724,191.96	(5,118,982.45)	-	10,605,209.51	1,036,134,260.12
Electric Steam Production	5,056,661,011.71	81,855,037.37	(70,244,929.00)	27,820,597.70	39,430,706.07	5,096,091,717.78
Electric Transmission	1,007,646,634.12	38,834,107.37	(911,674.87)	-	37,922,432.50	1,045,569,066.62
Total 101 Accounts	9,348,742,397.68	234,526,094.11	(98,588,874.64)	27,952,151.51	163,889,370.98	9,512,631,768.66
102 ELECTRIC PLANT PURCHASED OR SOLD						
Electric						
Electric General Plant	-	-	-	-	-	-
Electric Steam	-	-	-	-	-	-
Total 102001	-	-	-	-	-	-
105 PLANT HELD FOR FUTURE USE						
Electric						
Electric Distribution	1,495,104.36	-	-	-	-	1,495,104.36
Electric Other Production	309,540.85	-	-	-	-	309,540.85
Electric Steam Production	-	-	-	-	-	-
Electric General Plant	131,956.31	-	-	(131,956.31)	(131,956.31)	-
Total 105001	1,936,601.52	-	-	(131,956.31)	(131,956.31)	1,804,645.21
106 COMPLETED CONSTRUCTION NOT CLASSIFIED						
Electric						
Electric Distribution	120,086,014.90	(22,742,311.69)	-	-	(22,742,311.69)	97,343,703.21
Electric General Plant	16,278,539.39	(6,855,417.05)	-	-	(6,855,417.05)	9,423,122.34
Electric Hydro Production	1,201,404.24	(1,167,070.41)	-	-	(1,167,070.41)	34,333.83
Electric Intangible Plant	6,336,951.22	4,357,588.10	-	-	4,357,588.10	10,694,539.32
Electric Other Production	20,811,100.27	2,866,736.04	-	-	2,866,736.04	23,677,836.31
Electric Steam Production	205,503,487.23	158,213,042.39	-	-	158,213,042.39	363,716,529.62
Electric Transmission	131,471,421.76	11,347,791.76	-	-	11,347,791.76	142,819,213.52
Total 106 Accounts	501,688,919.01	146,020,359.14	-	-	146,020,359.14	647,709,278.15

KENTUCKY UTILITIES COMPANY
SUMMARY OF UTILITY PLANT - REGULATORY ACCOUNTING
June 2020

	Beginning Balance	Additions	Retirements	Transfers/ Adjustments	Net Additions	Ending Balance
121	NONUTILITY PROPERTY					
	Common					
	Non Utility Property					
	657,564.21	-	-	402.50	402.50	657,966.71
	Total 121001					
	657,564.21	-	-	402.50	402.50	657,966.71
107	CONSTRUCTION WORK IN PROGRESS					
	Electric					
	495,780,053.53	(131,422,105.80)	-	-	(131,422,105.80)	364,357,947.73
	-	567,445.92	-	-	567,445.92	567,445.92
	495,780,053.53	(130,854,659.88)	-	-	(130,854,659.88)	364,925,393.65
	Total 107					
	495,780,053.53	(130,854,659.88)	-	-	(130,854,659.88)	364,925,393.65
	Total Plant (Non-CWIP)					
	9,853,025,482.42	380,546,453.25	(98,588,874.64)	27,820,597.70	309,778,176.31	10,162,803,658.73
	Total Plant + CWIP					
	10,348,805,535.95	249,691,793.37	(98,588,874.64)	27,820,597.70	178,923,516.43	10,527,729,052.38
	Total Plant + CWIP - Non Utility (BS)					
	10,348,147,971.74	249,691,793.37	(98,588,874.64)	27,820,195.20	178,923,113.93	10,527,071,085.67

KENTUCKY UTILITIES COMPANY
SUMMARY OF UTILITY PLANT - REGULATORY ACCOUNTING
June 2020

	Beginning Balance	Accruals	Retirements	Transfers/ Adjustments	ARO Settlements	RWIP Transfers Out	Cost of Removal	Salvage	Other Credits	Ending Balance
LIFE RESERVE										
Electric Distribution	(535,182,230.55)	(16,430,088.79)	14,483,462.70	-	-	-	-	-	-	(537,128,856.64)
Electric Distribution - ARO	(128,566.38)	(5,414.95)	1,584.35	-	-	-	-	-	-	(132,396.98)
Electric General Plant	(78,521,619.19)	(6,749,872.52)	3,599,549.50	(22,796.36)	-	-	-	-	-	(81,694,738.57)
Electric Hydro Production	(15,741,765.37)	(629,267.87)	37,100.81	-	-	-	-	-	-	(16,333,932.43)
Electric Hydro Production - ARO	(73,366.27)	(8,944.08)	-	-	-	-	-	-	-	(82,310.35)
Electric Other Production	(371,784,212.80)	(19,822,772.46)	5,118,982.45	-	-	-	-	-	-	(386,488,002.81)
Electric Other Production - ARO	(93,676.46)	(10,074.72)	-	-	-	-	-	-	-	(103,751.18)
Electric Steam Production	(1,652,550,924.27)	(88,521,028.74)	25,789,050.49	-	-	-	-	-	-	(1,715,282,902.52)
Electric Steam Production - ARO	(142,364,374.95)	(6,647,993.33)	44,455,878.51	-	-	-	-	-	-	(104,556,489.77)
Electric Transmission	(256,239,733.64)	(9,094,872.70)	911,674.87	-	-	-	-	-	-	(264,422,931.47)
Electric Transmission - ARO	(106,543.13)	(3,684.54)	-	-	-	-	-	-	-	(110,227.67)
Non Utility Property	-	-	-	-	-	-	-	-	-	-
	(3,052,787,013.01)	(147,924,014.70)	94,397,283.68	(22,796.36)	-	-	-	-	-	(3,106,336,540.39)
COST OF REMOVAL										
Electric Distribution	(233,597,169.72)	(3,072,714.25)	-	-	-	-	3,946,339.63	-	(196,496.27)	(232,920,040.61)
Electric General Plant	4,451.27	(126,500.30)	-	388,387.15	-	-	(248,934.57)	-	-	17,403.55
Electric Hydro Production	322,031.32	(21,905.92)	-	-	-	-	156,160.25	-	-	456,285.65
Electric Other Production	(14,358,265.31)	(1,877,545.41)	-	-	-	-	723,007.07	-	-	(15,512,803.65)
Electric Steam Production	(147,403,142.98)	(9,468,660.24)	-	-	-	-	13,625,588.87	-	(29,611.10)	(143,275,825.45)
Electric Transmission	(136,259,195.27)	(5,272,765.30)	-	-	-	-	1,340,174.03	-	-	(140,191,786.54)
Non Utility Property	-	-	-	-	-	-	-	-	-	-
	(531,291,290.69)	(19,840,091.42)	-	388,387.15	-	-	19,542,335.28	-	(226,107.37)	(531,426,767.05)
SALVAGE										
Electric Distribution	54,541,817.31	426,064.47	-	-	-	-	-	(124,160.65)	-	54,843,721.13
Electric General Plant	49,954.23	-	-	-	-	-	-	-	-	49,954.23
Electric Hydro Production	61,310.05	2,809.32	-	-	-	-	-	-	-	64,119.37
Electric Other Production	2,438,317.38	172,143.45	-	-	-	-	-	-	-	2,610,460.83
Electric Steam Production	40,466,240.53	2,481,950.93	-	-	-	-	-	(58,968.00)	-	42,889,223.46
Electric Transmission	26,905,165.55	651,152.80	-	-	-	-	-	(24,593.83)	-	27,531,724.52
Non Utility Property	-	-	-	-	-	-	-	-	-	-
	124,462,805.05	3,734,120.97	-	-	-	-	-	(207,722.48)	-	127,989,203.54
TOTAL RESERVES										
Electric Distribution	(714,237,582.96)	(19,076,738.57)	14,483,462.70	-	-	-	3,946,339.63	(124,160.65)	(196,496.27)	(715,205,176.12)
Electric Distribution - ARO	(128,566.38)	(5,414.95)	1,584.35	-	-	-	-	-	-	(132,396.98)
Electric General Plant	(78,467,213.69)	(6,876,372.82)	3,599,549.50	365,590.79	-	-	(248,934.57)	-	-	(81,627,380.79)
Electric Hydro Production	(15,358,424.00)	(648,364.47)	37,100.81	-	-	-	156,160.25	-	-	(15,813,527.41)
Electric Hydro Production - ARO	(73,366.27)	(8,944.08)	-	-	-	-	-	-	-	(82,310.35)
Electric Other Production	(383,704,160.73)	(21,528,174.42)	5,118,982.45	-	-	-	723,007.07	-	-	(399,390,345.63)
Electric Other Production - ARO	(93,676.46)	(10,074.72)	-	-	-	-	-	-	-	(103,751.18)
Electric Steam Production	(1,759,487,826.72)	(95,507,738.05)	25,789,050.49	-	-	-	13,625,588.87	(58,968.00)	(29,611.10)	(1,815,669,504.51)
Electric Steam Production - ARO	(142,364,374.95)	(6,647,993.33)	44,455,878.51	-	-	-	-	-	-	(104,556,489.77)
Electric Transmission	(365,593,763.36)	(13,716,485.20)	911,674.87	-	-	-	1,340,174.03	(24,593.83)	-	(377,082,993.49)
Electric Transmission - ARO	(106,543.13)	(3,684.54)	-	-	-	-	-	-	-	(110,227.67)
Non Utility Property	-	-	-	-	-	-	-	-	-	-
	(3,459,615,498.65)	(164,029,985.15)	94,397,283.68	365,590.79	-	-	19,542,335.28	(207,722.48)	(226,107.37)	(3,509,774,103.90)
RETIREMENT WORK IN PROGRESS										
Electric	33,465,347.81	-	-	-	-	(19,108,505.43)	18,096,158.82	(350,758.15)	(302,102.30)	31,800,140.75
	33,465,347.81	-	-	-	-	(19,108,505.43)	18,096,158.82	(350,758.15)	(302,102.30)	31,800,140.75
YTD ACTIVITY	(3,426,150,150.84)	(164,029,985.15)	94,397,283.68	365,590.79	-	(19,108,505.43)	37,638,494.10	(558,480.63)	(528,209.67)	(3,477,973,963.15)
AMORTIZATION										
Electric	(38,189,739.67)	(8,237,192.36)	4,191,590.96	-	-	-	-	-	-	(42,235,341.07)
	(38,189,739.67)	(8,237,192.36)	4,191,590.96	-	-	-	-	-	-	(42,235,341.07)
Depreciation & Amortization Total	(3,464,339,890.51)	(172,267,177.51)	98,588,874.64	365,590.79	-	(19,108,505.43)	37,638,494.10	(558,480.63)	(528,209.67)	(3,520,209,304.22)
Utility Plant at Original Cost Less Reserve for Depreciation & Amortization (Excl nonutility)	6,883,808,081.23									7,006,861,781.45

KENTUCKY UTILITIES COMPANY
RWIP BY G/L ACCOUNT - REGULATORY ACCOUNTING
June 2020

	<u>Beginning Balance</u>	<u>Accruals</u>	<u>Retirements</u>	<u>Transfers/ Adjustments</u>	<u>ARO Settlements</u>	<u>RWIP Transfers Out</u>	<u>Cost of Removal</u>	<u>Salvage</u>	<u>Other Credits</u>	<u>Ending Balance</u>
RETIREMENT WORK IN PROGRESS										
Electric	33,465,347.81	-	-	-	-	(19,108,505.43)	18,096,158.82	(350,758.15)	(302,102.30)	31,800,140.75
	<u>33,465,347.81</u>	<u>-</u>	<u>-</u>	<u>-</u>	<u>-</u>	<u>(19,108,505.43)</u>	<u>18,096,158.82</u>	<u>(350,758.15)</u>	<u>(302,102.30)</u>	<u>31,800,140.75</u>
RWIP ACCOUNT 108099										
Electric	-	-	-	-	-	-	-	-	-	-
	<u>-</u>	<u>-</u>	<u>-</u>	<u>-</u>	<u>-</u>	<u>-</u>	<u>-</u>	<u>-</u>	<u>-</u>	<u>-</u>
RWIP ACCOUNT 108799										
Electric	512,449.84	-	-	-	-	(6,037.80)	199,492.69	-	-	705,904.73
	<u>512,449.84</u>	<u>-</u>	<u>-</u>	<u>-</u>	<u>-</u>	<u>(6,037.80)</u>	<u>199,492.69</u>	<u>-</u>	<u>-</u>	<u>705,904.73</u>
RWIP ACCOUNT 108901										
Electric	32,952,897.97	-	-	-	-	(19,102,467.63)	17,896,666.13	(350,758.15)	(302,102.30)	31,094,236.02
	<u>32,952,897.97</u>	<u>-</u>	<u>-</u>	<u>-</u>	<u>-</u>	<u>(19,102,467.63)</u>	<u>17,896,666.13</u>	<u>(350,758.15)</u>	<u>(302,102.30)</u>	<u>31,094,236.02</u>
TOTAL RWIP										
Electric	33,465,347.81	-	-	-	-	(19,108,505.43)	18,096,158.82	(350,758.15)	(302,102.30)	31,800,140.75
	<u>33,465,347.81</u>	<u>-</u>	<u>-</u>	<u>-</u>	<u>-</u>	<u>(19,108,505.43)</u>	<u>18,096,158.82</u>	<u>(350,758.15)</u>	<u>(302,102.30)</u>	<u>31,800,140.75</u>
			VARIANCE	-	-	-	-	-	-	-

KENTUCKY UTILITIES COMPANY
 DETAIL OF TRANSFERS - REGULATORY ACCOUNTING - VIRGINIA
 June 2020

Addition
 Adjustment
 Transfer
 N/A

FERC FORM 1 COLUMN CLASSIFICATION:	Jan-2020 Transfers/ Adjustments	Transfers/ Adjustments	Transfers/ Adjustments	Transfers/ Adjustments	Transfers/ Adjustments	Transfers/ Adjustments	Transfers/ Adjustments	Ending Balance	Total Additions	Total Adjustments	Total Transfers	Total N/A	Summary Total	Check
101	Transfer													
UTILITY PLANT IN SERVICE														
Electric														
Electric Distribution														
E301.10-Land Rights	-	-	-	-	-	-	-	-	-	-	-	-	-	-
E302.20-Land	-	-	-	-	-	-	-	-	-	-	-	-	-	-
E361.00-Structures and Improvements	-	-	-	-	-	-	-	-	-	-	-	-	-	-
E362.00-Station Equipment	-	-	-	-	-	-	-	-	-	-	-	-	-	-
E364.00-Poles, Towers, and Fittings	-	-	-	-	-	-	-	-	-	-	-	-	-	-
E366.00-OH Conductors and Devices	-	-	-	-	-	-	-	-	-	-	-	-	-	-
E368.00-Underground Conduit	-	-	-	-	-	-	-	-	-	-	-	-	-	-
E367.00-UG Conductors and Devices	-	-	-	-	-	-	-	-	-	-	-	-	-	-
E368.00-Line Transformers	-	-	-	-	-	-	-	-	-	-	-	-	-	-
E369.00-Services	-	-	-	-	-	-	-	-	-	-	-	-	-	-
E370.00-Meters	-	-	-	-	-	-	-	-	-	-	-	-	-	-
E370.20-Meters CT and PT	-	-	-	-	-	-	-	-	-	-	-	-	-	-
E371.00-Install on Customer Premise	-	-	-	-	-	-	-	-	-	-	-	-	-	-
E373.00-Street Lighting / Signal Sy	-	-	-	-	-	-	-	-	-	-	-	-	-	-
E374.00-ARO Cost Elec Dist (L&B)	-	-	-	-	-	-	-	-	-	-	-	-	-	-
E374.07-ARO Cost Elec Dist (Exp)	-	-	-	-	-	-	-	-	-	-	-	-	-	-
Total Distribution 101														
Electric General Plant														
E389.20-Land	-	-	-	-	-	-	-	-	-	-	-	-	-	-
E390.10-Structures and Improvements	-	-	-	-	-	-	-	-	-	-	-	-	-	-
E390.20-Improvements to Leased Property	-	-	-	-	-	-	-	-	-	-	-	-	-	-
E391.10-Office Equipment	-	-	-	-	-	-	-	-	-	-	-	-	-	-
E391.20-Non PC Computer Equipment	-	-	-	-	-	-	-	-	-	-	-	-	-	-
E391.30-Cash Processing Equipment	-	-	-	-	-	-	-	-	-	-	-	-	-	-
E391.31-Personal Computers	-	-	-	-	-	-	-	-	-	-	-	-	-	-
E392.00-Cars and Light Trucks	-	-	-	-	-	-	-	-	-	-	-	-	-	-
E393.00-Stores Equipment	-	-	-	-	-	-	-	-	-	-	-	-	-	-
E394.00-Tools, Shop, and Garage Equ	-	-	-	-	-	-	-	-	-	-	-	-	-	-
E395.00-Laboratory Equipment	-	-	-	-	-	-	-	-	-	-	-	-	-	-
E396.00-Power Operated Equipment	-	-	-	-	-	-	-	-	-	-	-	-	-	-
E398.10-Power Op Equip-Lg Mch	-	-	-	-	-	-	-	-	-	-	-	-	-	-
E398.20-Power Op Equip-Other	-	-	-	-	-	-	-	-	-	-	-	-	-	-
E397.00-Comm Equip Microwave	258,033.74	-	-	-	-	-	-	258,033.74	-	-	258,033.74	-	258,033.74	-
E397.10-Comm Equip General	(258,033.74)	-	-	-	-	-	-	(258,033.74)	-	-	(258,033.74)	-	(258,033.74)	-
E397.20-ISM Communication Equipment	-	-	-	-	-	-	-	-	-	-	-	-	-	-
E398.00-Miscellaneous Equipment	-	-	-	-	-	-	-	-	-	-	-	-	-	-
Total General Plant 101														
Electric Intangible Plant														
E391.00-Organization	-	-	-	-	-	-	-	-	-	-	-	-	-	-
E392.00-Franchises and Consents	-	-	-	-	-	-	-	-	-	-	-	-	-	-
E393.00-Misc. Intangible Plant	-	-	-	-	-	-	-	-	-	-	-	-	-	-
E393.10-GIS Software	-	-	-	-	-	-	-	-	-	-	-	-	-	-
Total Intangible 101														
Electric Transmission														
E301.10-Land Rights	-	-	-	-	-	-	-	-	-	-	-	-	-	-
E302.20-Land	-	-	-	-	-	-	-	-	-	-	-	-	-	-
E302.10-Struct & Imp-Non Sys Contro	-	-	-	-	-	-	-	-	-	-	-	-	-	-
E302.20-Struct & Imp-Sys Control/Co	-	-	-	-	-	-	-	-	-	-	-	-	-	-
E303.10-Station Equipment - Non Sys	-	-	-	-	-	-	-	-	-	-	-	-	-	-
E303.11-AROF Station Equip Non Sys	-	-	-	-	-	-	-	-	-	-	-	-	-	-
E303.20-Station Equip-Sys Control	-	-	-	-	-	-	-	-	-	-	-	-	-	-
E364.00-Towers and Fittings	-	-	-	-	-	-	-	-	-	-	-	-	-	-
E365.00-Poles and Fittings	-	-	-	-	-	-	-	-	-	-	-	-	-	-
E366.00-OH Conductors and Devices	-	-	-	-	-	-	-	-	-	-	-	-	-	-
E368.00-Underground Conduit	-	-	-	-	-	-	-	-	-	-	-	-	-	-
E368.00-UG Conductors and Devices	-	-	-	-	-	-	-	-	-	-	-	-	-	-
E369.15-ARO Cost Transm (L&B)	-	-	-	-	-	-	-	-	-	-	-	-	-	-
E369.17-ARO Cost Transm (Exp)	-	-	-	-	-	-	-	-	-	-	-	-	-	-
Total Transmission 101														
Total 101 Accounts														
102														
PLANT PURCHASED AND SOLD														
Electric General Plant	-	-	0	-	-	-	-	-	-	-	-	-	-	-
Electric Steam	-	-	-	-	-	-	-	-	-	-	-	-	-	-
Total 102 Accounts														
105														
PLANT HELD FOR FUTURE USE														
Electric														
Electric Distribution	-	-	-	-	-	-	-	-	-	-	-	-	-	-
Electric Other Production	-	-	-	-	-	-	-	-	-	-	-	-	-	-
Electric General Plant	-	-	-	-	-	-	-	-	-	-	-	-	-	-
Total 105001														
Electric														
Electric Distribution														
E361.00-Structures and Improvements	-	-	-	-	-	-	-	-	-	-	-	-	-	-
E362.00-Station Equipment	-	-	-	-	-	-	-	-	-	-	-	-	-	-
E364.00-Poles, Towers, and Fittings	-	-	-	-	-	-	-	-	-	-	-	-	-	-
E366.00-OH Conductors and Devices	-	-	-	-	-	-	-	-	-	-	-	-	-	-
E368.00-Underground Conduit	-	-	-	-	-	-	-	-	-	-	-	-	-	-
E367.00-UG Conductors and Devices	-	-	-	-	-	-	-	-	-	-	-	-	-	-
E368.00-Line Transformers	-	-	-	-	-	-	-	-	-	-	-	-	-	-
E369.00-Services	-	-	-	-	-	-	-	-	-	-	-	-	-	-
E373.00-Street Lighting / Signal Sy	-	-	-	-	-	-	-	-	-	-	-	-	-	-
Total Distribution 106														
Electric General Plant														
E390.10-Structures and Improvements	-	-	-	-	-	-	-	-	-	-	-	-	-	-
E394.00-Tools, Shop, and Garage Equ	-	-	-	-	-	-	-	-	-	-	-	-	-	-
E396.00-Power Operated Equipment	-	-	-	-	-	-	-	-	-	-	-	-	-	-
E397.00-Comm Equip Microwave	-	-	-	-	-	-	-	-	-	-	-	-	-	-
E397.10-Comm Equip General	-	-	-	-	-	-	-	-	-	-	-	-	-	-
Total General Plant 106														
Electric Transmission														
E302.10-Struct & Imp-Non Sys Contro	-	-	-	-	-	-	-	-	-	-	-	-	-	-
E303.10-Station Equipment - Non Sys	-	-	-	-	-	-	-	-	-	-	-	-	-	-
E305.00-Poles and Fittings	-	-	-	-	-	-	-	-	-	-	-	-	-	-
E366.00-OH Conductors and Devices	-	-	-	-	-	-	-	-	-	-	-	-	-	-
Total Transmission 106														
Total 106 Accounts														
Net Transfers														

Jan-2020 Transfer between plant accounts

KENTUCKY UTILITIES COMPANY
 DETAIL OF TRANSFERS - REGULATORY ACCOUNTING - TENNESSEE
 June 2020

Addition
 Adjustment
 Transfer
 N/A

FERC FORM 1 COLUMN CLASSIFICATION:	Jan-2020 Transfers/ Adjustments	Transfers/ Adjustments	Transfers/ Adjustments	Transfers/ Adjustments	Transfers/ Adjustments	Transfers/ Adjustments	Transfers/ Adjustments	Ending Balance	Total Additions	Total Adjustments	Total Transfers	Total N/A	Summary Total	Check
101 UTILITY PLANT IN SERVICE	Transfer													
Electric														
Electric Distribution														
E360.10-Land Rights	-	-	-	-	-	-	-	-	-	-	-	-	-	-
E360.20-Land	-	-	-	-	-	-	-	-	-	-	-	-	-	-
E361.00-Structures and Improvements	-	-	-	-	-	-	-	-	-	-	-	-	-	-
E362.00-Station Equipment	-	-	-	-	-	-	-	-	-	-	-	-	-	-
E364.00-Poles, Towers, and Fixtures	-	-	-	-	-	-	-	-	-	-	-	-	-	-
E365.00-OH Conductors and Devices	833.65	-	-	-	-	-	-	833.65	-	-	833.65	-	833.65	-
E366.00-Underground Conduit	-	-	-	-	-	-	-	-	-	-	-	-	-	-
E367.00-UG Conductors and Devices	-	-	-	-	-	-	-	-	-	-	-	-	-	-
E368.00-Line Transformers	(833.65)	-	-	-	-	-	-	(833.65)	-	-	(833.65)	-	(833.65)	-
E369.00-Services	-	-	-	-	-	-	-	-	-	-	-	-	-	-
E370.00-Meters	-	-	-	-	-	-	-	-	-	-	-	-	-	-
E370.20-Meters CT and PT	-	-	-	-	-	-	-	-	-	-	-	-	-	-
E371.00-Install on Customer Premise	-	-	-	-	-	-	-	-	-	-	-	-	-	-
E373.00-Street Lighting / Signal Sy	-	-	-	-	-	-	-	-	-	-	-	-	-	-
E374.05-ARO Cost Elec Dist (L/B)	-	-	-	-	-	-	-	-	-	-	-	-	-	-
E374.07-ARO Cost Elec Dist (Exp)	-	-	-	-	-	-	-	-	-	-	-	-	-	-
Total Distribution 101	-	-	-	-	-	-	-	-	-	-	-	-	-	-
Electric General Plant														
E389.20-Land	-	-	-	-	-	-	-	-	-	-	-	-	-	-
E390.10-Structures and Improvements	-	-	-	-	-	-	-	-	-	-	-	-	-	-
E390.20-Improvements to Leased Property	-	-	-	-	-	-	-	-	-	-	-	-	-	-
E391.10-Office Equipment	-	-	-	-	-	-	-	-	-	-	-	-	-	-
E391.20-Non-PC Computer Equipment	-	-	-	-	-	-	-	-	-	-	-	-	-	-
E391.30-Cash Processing Equipment	-	-	-	-	-	-	-	-	-	-	-	-	-	-
E391.31-Personal Computers	-	-	-	-	-	-	-	-	-	-	-	-	-	-
E392.00-Cars and Light Trucks	-	-	-	-	-	-	-	-	-	-	-	-	-	-
E393.00-Stores Equipment	-	-	-	-	-	-	-	-	-	-	-	-	-	-
E394.00-Tools, Shop, and Garage Equ	-	-	-	-	-	-	-	-	-	-	-	-	-	-
E395.00-Laboratory Equipment	-	-	-	-	-	-	-	-	-	-	-	-	-	-
E396.00-Power Operated Equipment	-	-	-	-	-	-	-	-	-	-	-	-	-	-
E396.10-Power Op Equip-Lo Mach	-	-	-	-	-	-	-	-	-	-	-	-	-	-
E396.20-Power Op Equip-Other	-	-	-	-	-	-	-	-	-	-	-	-	-	-
E397.00-Comm Equip Microwave	-	-	-	-	-	-	-	-	-	-	-	-	-	-
E397.10-Comm Equip General	-	-	-	-	-	-	-	-	-	-	-	-	-	-
E397.20-DSM Communication Equipment	-	-	-	-	-	-	-	-	-	-	-	-	-	-
E398.00-Miscellaneous Equipment	-	-	-	-	-	-	-	-	-	-	-	-	-	-
Total General Plant 101	-	-	-	-	-	-	-	-	-	-	-	-	-	-
Electric Intangible Plant														
E301.00-Organization	-	-	-	-	-	-	-	-	-	-	-	-	-	-
E302.00-Franchises and Consents	-	-	-	-	-	-	-	-	-	-	-	-	-	-
E303.00-Misc Intangible Plant	-	-	-	-	-	-	-	-	-	-	-	-	-	-
E303.10-CCS Software	-	-	-	-	-	-	-	-	-	-	-	-	-	-
Total Intangible 101	-	-	-	-	-	-	-	-	-	-	-	-	-	-
Electric Transmission														
E350.10-Land Rights	-	-	-	-	-	-	-	-	-	-	-	-	-	-
E350.20-Land	-	-	-	-	-	-	-	-	-	-	-	-	-	-
E352.10-Struct & Imp-Non Sys Contro	-	-	-	-	-	-	-	-	-	-	-	-	-	-
E352.20-Struct & Imp-Sys Control/Co	-	-	-	-	-	-	-	-	-	-	-	-	-	-
E353.10-Station Equipment - Non Sys	-	-	-	-	-	-	-	-	-	-	-	-	-	-
E353.11-AROP Station Equip Non Sys	-	-	-	-	-	-	-	-	-	-	-	-	-	-
E353.20-Station Equip-Sys Control	-	-	-	-	-	-	-	-	-	-	-	-	-	-
E354.00-Towers and Fixtures	-	-	-	-	-	-	-	-	-	-	-	-	-	-
E355.00-Poles and Fixtures	-	-	-	-	-	-	-	-	-	-	-	-	-	-
E356.00-OH Conductors and Devices	-	-	-	-	-	-	-	-	-	-	-	-	-	-
E357.00-Underground Conduit	-	-	-	-	-	-	-	-	-	-	-	-	-	-
E358.00-UG Conductors and Devices	-	-	-	-	-	-	-	-	-	-	-	-	-	-
E359.15-ARO Cost Transm (L/B)	-	-	-	-	-	-	-	-	-	-	-	-	-	-
E359.17-ARO Cost Transm (Exp)	-	-	-	-	-	-	-	-	-	-	-	-	-	-
Total Transmission 101	-	-	-	-	-	-	-	-	-	-	-	-	-	-
Total 101 Accounts	-	-	-	-	-	-	-	-	-	-	-	-	-	-
Electric														
Electric Distribution														
E361.00-Structures and Improvements	-	-	-	-	-	-	-	-	-	-	-	-	-	-
E362.00-Station Equipment	-	-	-	-	-	-	-	-	-	-	-	-	-	-
E364.00-Poles, Towers, and Fixtures	-	-	-	-	-	-	-	-	-	-	-	-	-	-
E365.00-OH Conductors and Devices	-	-	-	-	-	-	-	-	-	-	-	-	-	-
E366.00-Underground Conduit	-	-	-	-	-	-	-	-	-	-	-	-	-	-
E367.00-UG Conductors and Devices	-	-	-	-	-	-	-	-	-	-	-	-	-	-
E368.00-Line Transformers	-	-	-	-	-	-	-	-	-	-	-	-	-	-
E369.00-Services	-	-	-	-	-	-	-	-	-	-	-	-	-	-
E373.00-Street Lighting / Signal Sy	-	-	-	-	-	-	-	-	-	-	-	-	-	-
Total Distribution 106	-	-	-	-	-	-	-	-	-	-	-	-	-	-
Electric General Plant														
E390.10-Structures and Improvements	-	-	-	-	-	-	-	-	-	-	-	-	-	-
E394.00-Tools, Shop, and Garage Equ	-	-	-	-	-	-	-	-	-	-	-	-	-	-
E396.00-Power Operated Equipment	-	-	-	-	-	-	-	-	-	-	-	-	-	-
E397.00-Comm Equip Microwave	-	-	-	-	-	-	-	-	-	-	-	-	-	-
E397.10-Comm Equip General	-	-	-	-	-	-	-	-	-	-	-	-	-	-
Total General Plant 106	-	-	-	-	-	-	-	-	-	-	-	-	-	-
Electric Transmission														
E352.10-Struct & Imp-Non Sys Contro	-	-	-	-	-	-	-	-	-	-	-	-	-	-
E353.10-Station Equipment - Non Sys	-	-	-	-	-	-	-	-	-	-	-	-	-	-
E355.00-Poles and Fixtures	-	-	-	-	-	-	-	-	-	-	-	-	-	-
E356.00-OH Conductors and Devices	-	-	-	-	-	-	-	-	-	-	-	-	-	-
Total Transmission 106	-	-	-	-	-	-	-	-	-	-	-	-	-	-
Total 106 Accounts	-	-	-	-	-	-	-	-	-	-	-	-	-	-
Net Transfers	-	-	-	-	-	-	-	-	-	-	-	-	-	-

Jan-2020 Transfer between plant accounts

KENTUCKY UTILITIES COMPANY
Land and Vehicle Retirements

		<u>Land Cost</u> <u>Vehicles NBV</u>	<u>Unplanned</u> <u>Depreciation</u>	<u>RWIP</u>	<u>(Gain)/Loss</u>	<u>Actual Cash</u> <u>Received</u>	<u>Booked</u> <u>to GL (Y/N)</u>
159404	Lexington Parking Lot Land Sale	22,796.36		(388,387.15)	(365,590.79)	387,000.00	Y
				-	-		
		<u>22,796.36</u>	<u>-</u>	<u>(388,387.15)</u>	<u>(365,590.79)</u>		
Grand Total		<u>22,796.36</u>	<u>-</u>	<u>(388,387.15)</u>	<u>(365,590.79)</u>		

Amounts in the cost column for land/vehicles represents the undepreciated balance on the vehicles.

KENTUCKY UTILITIES COMPANY
CWIP SPEND - YTD - REGULATORY ACCOUNTING
June 2020

<u>Project Number</u>	<u>Project Description</u>	<u>CWIP Spend</u>
00013FACK	KUGO REPLACE SEALANT & MASONRY	705,700.93
00023FACK	SOMERSET BO - RESTROOM UPDATES	(13,868.00)
00066FACK	BOC DCC SPACE CONVERSION KU	56,523.11
00067FACK	BOC ANNEX KU	574,289.04
00072FACK	CALL CENTER RENO BOC 3 KU	211.57
00073FACK	BOC MAIN BLDG RENOVATION KU	1,270.87
00076FACK	KUGO Condensers Replace	714,787.94
00080FACK	Stone Rd Sprinkler system	836.81
00084FACK	Limestone Office remodel 2019	7,265.14
00093FACK	Big Stone Gap Sub/SR	55,912.74
00095FACK	London SR Fence	763.71
00100FACK	Middlesboro BO Reno	4,618.10
00104FACK	Earlington Shop Expansion	10,948.95
00105FACK	KUGO Floor 1, 2 Remodel KU	2,345,581.51
00107FACK	BOC ROOM 201 RENO - KU	3,779.30
00124FACK	Danville Train Bldg RR & Light	4,447.35
00128FACK	Danville Subs & Meter Shop	719.50
117150	Trimble County 2 KU	-
117362	Accrued Labor - KU	22,876.41
119903	Clear A&G 12/04	517,161.81
120756	Misc. A/R Uncollect - KU Cap	(62,294.53)
121GH	GH1 Cooling Tower ComplRebuild	937,566.95
123906	BRCT6 C Inspection	4,608.53
126302	GH4 Air Htr Exp Joint Repl	73,179.13
127111	CR KY Dam to S.Paducah 69kv	(28,043.74)
130756	N1DT Middlesboro Area Sub	761,318.49
131562	Lakeshore Sub Dist Ckt	(22,700.21)
131978	GH1 Reheat Pend Assy Repl	3,375,426.75
132002KU	TCCT HGP Insp Unit 7 KU	(167,949.34)
132003KU	TCCT HGP Insp Unit 9 KU	25,972.94
133638	EFFLUENT WATER STUDY - BR	1.30
133641	EFFLUENT WATER STUDY-GH	357,049.91
133683	EFFLUENT WATER STUDY-TC KU	110,402.42
133964	BR3 BMS Repl-Upgrade	3,557.87
134256	DSP VERSAILLES SUB	40,688.92
135102	BR3 PJFF Bag Replacement 2020	75,280.95
135116	BR FGD 0-1 Recycle Pump Rbld	95,291.99
135243	Green River Steel 69kV Cap	(12,916.51)
135277	GH1 PJFF B&C Replacement2021	22,039.91
135282	GH3 PJFF BC 20	65,855.90
135284	GH4 PJFF Bag Replacement 19	8,922.25
135911	DLC - KU	1,107.31
137100	GH1 Controls Syst Upgrade 2019	(19,228.19)
137104	GH3&4 Coal Hand Relay Repl	(7,819.62)
137165	'BR3 Field Ground Detector	718.70
137190	BR3 SW Line Repl	8,552.12
137244	GH4 Upper Econ Repl	1,259,396.74
137417	GH2 T & B AH Basket Repl 2019	(139.61)
137474	GH4 Primary SH Repl	1,464,158.63
137585KU	TC2 KU DCS UPGRADE	(90,025.00)
138168	DSP PAYNES MILL SUB PROJ	967,418.88
138605	Greenville Pole Racks	50,954.22
138842	Grn Rvr Plnt-Hllsd 69kV Relo	41.34
139696	LEX UNDRGD-PHASE 1	759,222.16
139958	CR MLRSBRG-MRPHYVL	84,789.63

KENTUCKY UTILITIES COMPANY
CWIP SPEND - YTD - REGULATORY ACCOUNTING
June 2020

<u>Project Number</u>	<u>Project Description</u>	<u>CWIP Spend</u>
140014KU	TC CT KU DCS UPG	(17,490.00)
140096	SIMP CC V_WALL RPLC-KU-2020	600,647.28
140100	EMS OPERATOR MONITORS-KU-2019	1,006.40
140199	GH4 Furnace Wall Metal Overlay	985,651.76
140202	GH Stacker Reclaimer Recert	11,963.93
140216	GH2 HP-IP Bucket Repl 19	1,644.25
140217	GH2 Turb Packing Repl	1,232,870.12
140218	GH2 HP Inlet Snout Rings Repl	972.22
141389	KU FURNITURE PROJ	(1,888.42)
141GH	GH1 Spare Exciter Refurb	(33,165.18)
142770	BR3-2 BFPT Blade Repl	1,254.96
142GH	GH1 High Pressure F&G HtrCntrl	80,862.44
144070	TEP-MOT-ETOWN-ETOWN#2	659.87
144108	TEP-9.0MVA,69kVCap-Paint Lick	819,807.59
144116	Lynch Control House	518,256.81
144118	GR 69kV Control House Rpl	(13,615.42)
144302	GH2 4kv Switchgear	14,949.61
144312	GH1 SH Pendant Platens	289,850.96
144327	GH1 SCR Catalyst Layer Rpl21	686,287.89
144365	GH CCR Pipe Conveyor Belt	55,556.30
144426	BR Vehicle Repl 2019	(0.08)
144456	BR Crusher House Vac System	2,926.77
144494KU	GS GE PDM IOTec Repl KU	935.30
144541	BRCT Gas Pipeline Relocation	165,586.22
144542 KU	CR7 NGCC HGP KU (2020)	14,960,167.56
144722	BR3 HP-IP Blading	(15,364.89)
144725	BR3 HP-IP Seals	(18,923.21)
144727	BR3 HP Inlet Bell Seals	(13,720.39)
145405	Adv Meter Sys KU 2015	28,378.23
145803	TEP-CR-CLAY VLG TP-SHBVLL E	2,329,303.00
146434	DX Dam Parapet Wall	1,293.48
146868	KEN AMERICA RELOCATION	54,162.00
147343	GH1 Econ Inlet Header Repl	787,126.80
147399	GH1 SH Steam Cooled Spacer	67,772.21
147470KU	TC C COAL MTR SPARE	61,701.04
147494	REL Paint Lick Switch	12.44
147496	REL McKee Road Switch	930.22
147498	REL Bardstown Ind Switch	34.74
147499	REL Four Mile Switch	9.93
147502	REL Bens Branch Switch	24,443.28
147503	REL Nelson Switch	(12,662.15)
147504	REL Madisonville North MOS	187,287.25
147506	REL Woodlawn Switch MOS	142,101.47
147508	REL Corbin East MOS	125,674.06
147509	REL Taylorsville MOS	65,395.66
147511	REL Manitou Switch	15,474.43
147512	REL Nicholasville MOS	268,080.67
147521	REL Spindletop 823 Switch	29,930.08
147528	REL Christian 458 Switch	181,121.10
147529	REL Diamond Switch	226,914.23
147531	REL Picadome Switch	(6,355.80)
147539	REL Saint Charles Switch	24,206.93
147734	FULL UPGRD EMS SWARE-KU-2020	110,122.15
147894	BR All Terrain Forklift	27,809.71
147896	BR Skid Loader	11,959.00

KENTUCKY UTILITIES COMPANY
CWIP SPEND - YTD - REGULATORY ACCOUNTING
June 2020

<u>Project Number</u>	<u>Project Description</u>	<u>CWIP Spend</u>
147904	BR1 Main Xfmr Bushing Repl	5,772.89
147950	BRCT8 C Insp & Parts Recond	15,528.41
147993	BR 0-1 Gyp Dewat Vac Pump Rblnd	2,692.91
148006	BR3 BFPT Electronic Ovspd Cntr	6,239.21
148096 KU	CR7 NGCC STG KU 2020	593,039.47
148823	Earlington No-GRS 69kV Rblnd	5,026,168.37
148851	CR Mrgnflnd-Ovrlnnd No 69kV Rblnd	1,760.34
148854	SR Morganfield-Nebo 69kV	102,450.49
148892	N1DT STONEWALL 2 SUB	100.87
148905	SCM2018 KU LEGACY RELAY REPL	223.08
149166	KU SECURITY EQUIPMENT 2020	9,081.85
149991	BUILDING - KEVIL KY	1,497,440.43
149992	BUILDING - NORTON VA	(37,853.99)
150015KU	TC2 KU BURNER B,E ROWS	-
150059KU	TC KU UPG COAL HAND SAMP	23,292.43
150064KU	TC2 KU TILE & FLIGHT REPL	21,644.12
150221	KU Ky Wired Reimbursable	(4,452.03)
150644	Ghent Redesign 138kV-P&C	(31,502.07)
151006KU	TC2 NOX SHELTER-	(10,701.19)
151120	TC CCRT FA KU	171,804.77
151121	TC CCRT G KU	107,229.44
151122	TC CCRT TRANS KU	1,228,988.00
151123	TC CCRT LANDFILL KU	3,804,357.78
151354	GH 4-3 Pulv Gearbox	(21,313.00)
151366	GH3 Furnace Wall Metal Ovrly18	(186,167.15)
151439	GH4 Pulv Cold Air Dampers Repl	182,350.55
151488	SCM2019 DAN REPL LEGACY BRKR	1,734.19
151491	SCM2019 KU LEGACY RELAY REPL	(3,625.81)
151492	SCM2019 LEX REPL SUB BATTERY	4,118.34
151493	SCM2019 LEX LEGACY RTU REPL	5,338.25
151494	SCM2019 LEX REPL LEGACY BRKR	764.32
151503	SCM2019 PINE REPL LEGACY BRKR	2,299.76
151504	SCM2019 KU REPL LTC/REG CNTRL	10,969.82
151508	SCM2019 DAN MISC NESC COMPL	11,183.43
151510	SCM2019 DAN SUB BLD & GRNDS	6,666.36
151511	SCM2019 EARL FAILED BRKR/RECL	52.43
151512	SCM2019 EARL MISC CAPITAL SUB	50,686.16
151514	SCM2019 EARL WILDLIFE PROTECT	1,816.87
151517	SCM2019 KU LTC OIL FILT ADDS	368.29
151519	SCM2019 KU OIL CONTAINMENT UPG	3,018.13
151522	SCM2019 LEX MISC CAPITAL SUB	5,612.87
151523	SCM2019 LEX MISC NESC COMPL	(8,338.12)
151524	SCM2019 LEX REPL BREAKERS	333.84
151525	SCM2019 LEX REPL BUSHINGS	761.67
151526	SCM2019 LEX REPL REGULATORS	25,273.48
151528	SCM2019 LEX SUB BLDG & GND	3,420.67
151539	SCM2019 PINE FAILED BRKR/RECL	3,483.02
151550	SCM2019 DAN TOOLS & EQUIPMENT	8.65
151608	DSP Versailles Bypass	436,630.66
151812	REL Lemons Mill MOS	14,267.52
151992	BR3 SCR Catalyst - Middle	152,806.21
151998	BR3 Steam Separator Repl	(19,245.70)
152001KU	TC CT KU EX2000 DFE CT10	1,332.11
152005	GH2 Burner Replacement 19	6,414.85
152006KU	TC CT KU EX2000 DFE CT9	693.69

KENTUCKY UTILITIES COMPANY
CWIP SPEND - YTD - REGULATORY ACCOUNTING
June 2020

<u>Project Number</u>	<u>Project Description</u>	<u>CWIP Spend</u>
152007KU	TC CT KU LUBE OIL PUMPS	8,128.18
152032KU	TC CT HMI UPGRADE++	6,730.57
152055 KU	CR7 T3K Hardware Refresh KU	312,998.53
152056 KU	PR13 T3K Hardware Refresh KU	9.63
152070KU	TC SHUTT BARGE WINCH UPG	33,380.72
152104KU	TC2 KU LAST STAGE BUCKETS	27,350.85
152207	PBR-Farmers 69kV Brkr Rpl	293,924.27
152377	BR Process Water	1,728,183.73
152379	GH Process Water	4,388,807.59
152385	TC KU Process Water	622,779.18
152388	KU CONS WINCHESTER 2020-21	2,210.27
152665KU	TC2 KU B FD FAN OVERHAUL	17,496.90
152683KU	TC2 B BFP OVRHAUL	6,893.04
152706	CR Farmers-Spencer Road	4,433,355.10
152770	GH 2-1 BFP Major Ovrhl 19	27,017.61
152771	KU FAILED EQUIP - 2019	(7,386.94)
152779	GH 3-2 BFP Major Ovrhl 19	20,702.37
152800	GH 1-4 BCWP Major Ovrhl 20	77,657.68
152801	KU FURNITURE & CHAIRS-2019	32,150.28
152813	SHE Transfer UB E.Ckt 2522	397,337.88
152820	DSP Viley 2 Dist	95,553.65
152860	Paynes Mill Rd Sub/Dist/fds	146,894.20
152886	URD Cable KU 2019	240,113.69
152898	BR CCR Rule New Construction	259,162.12
152899	GH CCR Rule New Construction	1,185,667.49
152941	New Circle Widening Hwy Relo	13,015.87
153022	REPL FAILED EQUIP LTP-KU	6,239.33
153025	FURN & EQUIP KU 2020	38,190.72
153047KU	TC2 KU FINAL SH REP	150,945.74
153070KU	TC CT KU PEEC BATTERIES	(18,913.01)
153080	REL Newtown MOS Add	1,793.54
153080KU	TC2 SCR CATALYST L1 NEW	307,847.76
153081	REL Waitsboro MOS Add	(3.23)
153083KU	TC CT KU MAJOR INSPECT #1	2,100,495.73
153351	PR Adams-Millersburg	(1,382.05)
153428	REL-Paris 819-615 MOS	(8,643.23)
153458	BR3-2 Condensate Pump Ovhl	6,525.96
153562	DCC ENHANCEMENT KU	466.03
154051	PAR-American Ave GG Rpl	332,627.81
154093	Distribution Auto KU 2017	8,110,887.96
154096	IT Distribution Automation KU	463,221.26
154118	KU Barton Sub Expansion	143,589.52
154178	PR Lake Reba 162-Delvinta	(4,412.67)
154216	DSP Lonesome Pine-ROW	100.28
154274	PCA-Haeffling CC/SSVT Rpl	29,062.12
154504	Barton Distillery Ckt Work	124,505.57
154511	DSP Barton Sub	134,887.28
154585	CR Clay Village-West Frankfort	1,877,672.44
154662	American Ave SSVT and 69kV PT	(565.43)
154729KU	TC CBU MOTOR & DRIVE UPGD	(12,600.00)
154831 KU	CR7 UV LIGHTING KU	(5,676.33)
154893	GH4 FGD Amiad Strainer 20	19,227.32
154896	GH 3-2 SO3 Air Comp	45,627.47
154912	GH CY 10k Silo LED Lighting	1,495.80
154922	GH 4 AH and Fan Area LED Light	2,813.58

KENTUCKY UTILITIES COMPANY
CWIP SPEND - YTD - REGULATORY ACCOUNTING
June 2020

<u>Project Number</u>	<u>Project Description</u>	<u>CWIP Spend</u>
154923	GH Interior Stack Lighting	2,731.07
154925	GH Transfer Hse 4 LED Lighting	219.19
154934	GH3 Station Batteries Repl	(988.97)
154940	GH 2&3 Stack Elevator	(25,662.00)
154942	GH3 Precip Partial Rebuild 20	42,492.45
154951	GH4 ESP Rebuild 2020	518,293.60
154982	GH1 Final SH Inlet Leg DMW Rpl	593,378.49
154989	GH1 Waterwall panel repl 2020	754,394.88
155002	GH2 Steam Cooled Spacer Repl	(2,906.00)
155017	GH4 Vertical RH Repl	2,131,480.83
155038	GH4 CCR Valve Replacement 19	(1,444.80)
155070	BR3 Eng Work Station (AW) Upgr	382.33
155090	BR Stack Umbilical Repl	2,288.54
155091	BR FGD Umbilical Repl	4,136.71
155094	BR3 Ignitor Upgrade	1,395.26
155110	BRCT6 Gen Protect Relay Upgr	56,411.55
155124KU	GS GenEng Wireless Gateways KU	7,373.32
155144	BRCT7 Gen Protect Relay Upgr	(45,676.30)
155147	BRCT8 Cooling Water Pump Upgr	33,365.17
155150	BRCT7 GT Thermal Insulation	84,374.97
155158	BRCT7 Quench Cooler Nozzles	4,565.33
155206	PR Rosine-Leitchfield	900.56
155285	Hopewell Ckt 287 to 285	(6,139.01)
155287	Ckt Dwina 0691 Dry Fork Relo	(28,000.00)
155305	N1DT Middlesboro 2 4kV 780_1	417,359.23
155443KU	TC F COAL CONV GALLERY REBLD	768,488.66
155518	TC CCR New Const Proces Pd KU	2,047.59
155530	MV-90 DAILY READ KU	102,544.81
155651KU	TC2 EXPANSION JOINTS 2020	135,240.68
155704	POR CCVT and Wave Traps-KU	(60,197.81)
155887	ODP BRANDING	2,257.13
155975	KU SCADA 2018-2021	3,617,412.39
156027 KU	ST L-O BLADES KU	7,086.30
156176	BRCT TN Gas PL Overpres Prot	44,447.50
156227	2019 CIFI - Pineville 0301	9,006.89
156250	2018 Ckt Hard - Rogers Gap 451	8,994.77
156252	2020 CH - Williamsburg S 226	19,317.41
156253	2019 Ckt Hard - Fredonia 1509	1,223.31
156330	KU Enhanced Wildlife	1,196,628.94
156370	New Circle Hwy Relo ROW	1.30
156378	LEX UNDERGROUND SUPPORT	784.35
156381	Lex UG Vine to Race	56,849.24
156384	WEST HIGH FENCE REPLACE	104.68
156475	FBR-Lebanon (2) 69kV Bkr RPL	157.39
156570	GH D9T Dozer 2019	90,000.00
156571	GH 10K Silo Dust Collector	25,672.88
156593	GH1&2 Control Room Chiller Rpl	104,159.11
156597	GH Old Admin Building AHU Repl	3,645.28
156599	GH SmpHse H1&2 Cnvyr LEDUpgr	70,662.15
156601	GH TrnsfrHse2 & G3&4 Cnvyr LED	74,076.91
156603	GH Coal Yard H3&4Cnvyr LED	20,731.47
156629	GH4 AH Basket Repl 2020	806,391.67
156635KU	TC CBU BUCKETS & CHAINS 2018	1,793.00
156687	PR Carrollton-Clifty Creek	318.53
156688	PR Adams-Innovation Drive	120.19

KENTUCKY UTILITIES COMPANY
CWIP SPEND - YTD - REGULATORY ACCOUNTING
June 2020

<u>Project Number</u>	<u>Project Description</u>	<u>CWIP Spend</u>
156689	PR Earlington NO-G River	137,397.11
156690	PR Paducah Primary-So Pad	58.09
156691	PR Grahamville-Pad Primary	1,260.75
156692	PR Earlington N-Rumsey-GRS	118,639.43
156693	PR Green River-Armstrong Dock	11.81
156694	PR Hillside-Green River	190.80
156696	PR Eastwood-Shelbyville	(2,180.97)
156697	PR Green River-Indian Hill	16,262.22
156698	PR Loudon-Rockwell-Winch	20,956.20
156836KU	TC DCS SIMULATOR	106,019.72
156850KU	TC STACKER RECLAIM OH	0.01
156994KU	TC F COAL CONV SPARE MOTOR	46,983.51
156996KU	TC FIRE SYSTEM UPG PH1	1,237.61
157004	SCM2020 PINE MISC NESC COMPL	38,047.96
157005	SCM2020 EARL TOOLS & EQUIPMENT	9,203.14
157013	SCM2020 DAN MISC CAPITAL PROJ	25,812.09
157014	SCM2020 DAN WILDLIFE PROTECT	16,227.48
157016	SCM2020 EARL MISC CAPITAL SUB	205.65
157017	SCM2020 EARL WILDLIFE PROTECT	7,264.85
157022	SCM2020 LEX MISC CAPITAL SUB	8,750.87
157023	SCM2020 LEX REPL BREAKERS	1,584.33
157024	SCM2020 LEX REPL BUSHINGS	243,647.48
157025	SCM2020 LEX REPL REGULATORS	63,722.22
157029	SCM2020 LEX LEGACY RTU REPL	185,795.57
157034	SCM2020 KU REPL LTC/REG CNTRL	92,125.71
157043	SCM2020 LEX WILDLIFE PROTECT	38,713.39
157044	SCM2020 LEX SUB BLDNG & GND	41,548.34
157046	SCM2020 PINE MISC CAPITAL SUB	47,710.60
157047	SCM2020 PINE WILDLIFE PROTECT	54,036.11
157049	SCM2020 PINE SUB BLDNG & GND	39,787.37
157054	SCM2020 EARL MISC NESC COMPL	50,715.26
157056	SCM2020 KU LTC OIL FILT ADDS	106,229.90
157057	SCM2020 KU OIL CONTAINMENT UPG	78,785.14
157058	SCM2020 LEX MISC NESC COMPL	12,657.19
157061	SCM2020 KU LEGACY RELAY REPL	34,607.83
157062	SCM2020 DAN FAILED BRKR/RECL	2,705.86
157063	SCM2020 DAN MISC NESC COMPL	54,153.04
157064	DSP Horse Cave Sub Land	6,626.50
157065	DSP Nicholasville Sub Land	9.61
157070	DSP Hoover 2 Sub Land	5,790.36
157158	REL EKPC Carpenter MOS	218,907.05
157161	REL Greenville West MOS-A	388,490.69
157175	REL Rineyville MOS	43,296.89
157191KU	TC2 LOWER SLOPE WW REPL%	1,954.97
157211	TEP-NL-Lebanon-Lebanon South	114,821.34
157213	FTR-Lebanon 138/69kV Xfmr	16,608.79
157248KU	TC2 ABB MAINS BREAKER UPGD	461.92
157251	BR3 Generator Rotor Rewind	(37,631.40)
157252	BR3-2 ID Fan Motor Rewind	(1,918.49)
157261	BRCT 6&7 SFC Controls Upgr	177,381.90
157263	BRCT6 AVR Upgrade	98,154.50
157265	BRCT7 AVR Upgrade	97,963.42
157267	BRCT Compressor Controls Upgr	16,083.49
157274	BRCT Gas Line SCADA	177.16
157302KU	TC AMMONIA TANK WATER CURTAIN	1,480.04

KENTUCKY UTILITIES COMPANY
CWIP SPEND - YTD - REGULATORY ACCOUNTING
June 2020

<u>Project Number</u>	<u>Project Description</u>	<u>CWIP Spend</u>
157305	BRCY D9 Dozer Recert - RJS1579	3,487.87
157306	BR3 Auxiliary Boiler	(4,743.24)
157315	DSP N1DT Wilson Downing	344,434.52
157375	BR Regravel Main Ash Pond Dam	4,168.40
157416	GH4 SCR Outlet Exp Joint Repl	155,623.84
157437	PRLY Morganfield Relay Panels	117.68
157577	SIO-SUB OIL BREAKERS KU	399,084.91
157579	SIO-RELAY REPLACEMENT KU	407,301.77
157591	GHENT DSI IMPROVE NON-ECR	8,932.24
157592	PBU- Danville North Repl	(22,196.00)
157594	TC HALE LAND 2018 KU	(14,786.99)
157597	Ckt Hardening Ckt 0302	1,098.45
157599	DSP BEECH CREEK SUB UPGRADE	49,319.36
157601	DSP BEECHMONT SUB UPGRADE	173,551.56
157605	DSP WHITE SULPHUR SUB	1,555,538.98
157612	GHENT DUST CONTROL NON-ECR	(17,172.69)
157616	Vine St 4kV Distribution	128,500.75
157617	KU Pole Attach Mapping Asset	616,815.61
157635	PR Nebo-Wheatcroft	2,659,007.56
157636	PR Dorchester-St Paul	1,867.46
157637	PR Hillside-River Queen	1,623,649.95
157638	PR Bond-Dorchester	1,031,260.53
157639	PR Corydon-Grn River Steel	2,391,919.34
157640	PR Carrollton-E Frankfort	481,937.33
157641	PR Bimble-London 69kV	2,022,828.15
157642	PR Imboden-Gorge-Dorchester	680,361.90
157645	PR Adams-Haefling	73,046.40
157647	Vine St 4KV Sub	78,188.94
157660	DSP WHITE SULPHUR SUB	33,136.07
157672	SCM2020 TOOLS & EQUIP 013560	107,552.89
157694	PR Dorchester-St Paul 69kV	22,311.39
157703	GH Ammonia Storage Deluge Sys	30,028.84
157708	ESR Ashland Oil-Cty of Paducah	183,459.67
157709	ESR Campground-Jksn Co REA	294,741.89
157710	ESR Haley 667-615	10,688.33
157716	ESR Onton 447-615-625	158,302.55
157722	ESR Kawneer 885-605	48,276.69
157736	TEP-MOT-Adams-Georgetown	15.39
157777KU	TC2 LOWER SLOPE REPLACE	-
157806	TEP Hardin Co Line Work	854.09
157839	Earl North - Green River Dist	5,007.28
157846	Mobile Capacitor Bank-KU	272,038.74
157872	PR Dorchester-Bond	716,788.40
157942	BR3 AB Heater Tube Bundle Repl	289,360.73
157999	PR KU Park-Middlesboro	11,463.45
158068	TCC OpEngExp & Training Room-K	(1,009.46)
158121KU	TC CCRT BOTTOM ASH SPARES	-
158170	Rewind M042 Txfmr	4,388.81
158181	E-TOWN BUILDING PURCHASE-2018	10,380.50
158187	BR LF PHASE II CONSTR	235,107.03
158287	Solar Share Array 1 2018 KU	-
158306	Rewind Transformer O0182	9,637.60
158328KU	TC CT MULTILIN UPG 2018	2,001.73
158721	BR3-1 HWRP Rebuild	62,604.83
158723	BR3 HWRP Spare Rebuild	21,748.15

KENTUCKY UTILITIES COMPANY
CWIP SPEND - YTD - REGULATORY ACCOUNTING
June 2020

<u>Project Number</u>	<u>Project Description</u>	<u>CWIP Spend</u>
158732	GH1 Air Preheating Coils Rpl20	17,024.03
158817	OMU Subs Intrcnt GR-GRS	3.99
158818	OMU Lines Intrcnt GR-GRS	(58,453.86)
158862	2019 Ckt Hard - KY River 0043	284,354.05
158863	2019 CIFI - East Bernstdt 221	1,169.96
158868	2019 Ckt Hard - Carrollton 707	1,573.54
158876 KU	CR7 Ket Boil Upgrade KU	451,316.63
158878 KU	CR7 Waterbox Lining KU	125,577.03
158900	N1DT - WILSON DOWNING 2	2,413,745.18
158901	DSP - Wilson Downing 2 Upgrade	116,619.79
158917	GH 4-1 BFP Major Overhaul 2019	(24,536.48)
158929KU	GS Transformer prot CR7KU	45,626.51
158938KU	TC 5TH FLR RESTROOM UPGRADE	5,923.97
158949	GH3 #3 Boiler DivisionWall Rpl	(67,892.41)
158952	TL Comp Rel Hardware_KU	(1,063.34)
158953	Shelbyville to Eastwood XM UB	174,917.63
158956	GH DCS Simulator	179,601.30
158961	EKPC to KU W Shlby Intrcn-Line	(0.95)
158978	2019 CIFI - Rineyville 2334	3,604.10
158979	2020 CIFI - Rio 2450	24,605.19
159001	EKPC to KU W Shlby Intrcn-Sub	(0.25)
159005	2019 CIFI - Kentenia 0422	12,982.95
159006	2020 CIFI - Shawnee Gas 4402	153,041.38
159016	2019 CIFI - Campb Ind 0206	3,338.64
159019	2019 CH - Pine Hill 2147	(10,768.11)
159020	2019 CH - Hopewell 0286	(3,712.03)
159048KU	TC LED LIGHTING 2019	9,960.34
159056KU	TC LAB EQUIPMENT 2019	-
159060KU	TC WASTE SLUDGE PUMPS	6,193.87
159065KU	TC SAFETY - 2019*	38,350.81
159091KU	TC CCRT FLYASH SPARE EQUIP	1,049.96
159093KU	TC CCRT GYPSUM SPARE EQUIP	1,400.33
159113	KU PPG Purchase	7,510.99
159115	Buena Vista Switch Field Reg	9,880.08
159119	KU Spare 34-4kV Transformer	2,359.71
159120	Bevier Relay Upgrade	1,626.37
159152	2019 Dir Bur - Foxhaven Dr	5,671.73
159153	2019 Dir Bury - Bluegrass Est	41,973.61
159154	BR3-1 CWP Motor Recondition	(18,630.02)
159163	GH2 LPA Bucket Repl 2019	814.60
159164	GH2 HP-IP Outer CasingStud Rpl	103,730.88
159165	GH2 Crossover Bellows Repl	(91,400.88)
159172KU	TC MOORING CELL UPGD 2019*	976.32
159254KU	TC HVAC UPGD 2019	4,186.62
159295	Signage KU - Power Plants	1,113.36
159316	PPLC-Delvinta 139-804 DCB	18,670.38
159317	City Center Switchgear Repl	34,947.11
159405	GH4 Wet Ash Hopper Repl20	72,685.51
159431 KU	CR7 Lightning Arrestors KU	13,855.68
159504	POR-S Paducah 624 Bkr Retire	4,352.38
159520KU	TC CONVEYOR BELT REPL 2019	0.01
159577	GH1 PJFF Hopper Platforms 20	58,705.89
159578	GH2 PJFF Hopper Platforms 20	58,705.89
159579	GH3 PJFF Hopper Platforms 20	21,650.67
159580	GH4 PJFF Hopper Platforms 20	21,650.67

KENTUCKY UTILITIES COMPANY
CWIP SPEND - YTD - REGULATORY ACCOUNTING
June 2020

<u>Project Number</u>	<u>Project Description</u>	<u>CWIP Spend</u>
159595	CIP RX5000 Replacement	286.64
159597	West Shelby Land Acquisition	(0.00)
159604	GH 3-2 Aux Cond Vac Pump20	11,226.84
159610	GH 3-2A RO Booster Pump Repl20	32,301.32
159611	GH 3-1A RO Booster Pump Repl20	36,538.44
159617	BR3 TV Gasket Modification	(14,489.57)
159618	BR3-2 CWP Motor Recondition	47.62
159620	ROR Spare 138/69kV Xfmr (ET)	6,226.98
159621	GH4 Stack Exp Joint Repl20	13,319.08
159625 KU	CR7 Clarifier Inlet Valve KU	14,409.72
159634	BR Recycle Pump Valve Seal Rpl	456,377.37
159641	BR3 Baghouse Elec Disconnects	43,215.59
159671	Fairfield-Bloom ATT Pole Rpl	3,905.03
159682KU	TCC Renovations KU	(10,842.65)
159690KU	TC GAS LINE COMPNT UPG	15,984.51
159701	PBR-Finchville Substation	129,704.15
159705	Clay Village Tap SHE E 69kv	180,192.23
159723	Portable Switchgear	166,062.23
159727	GH 3-1 Wet Ash ClnkrCrshr Repl	81,189.60
159728	GH 3-2 Wet Ash ClnkrCrshr Repl	81,189.60
159730	GH 4-2 Wet Ash ClnkrCrshr Repl	16,574.13
159741	GH 1-B Wet Ash Crusher Repl20	22,483.49
159750	GH4 Main Condenser Exp JtRpl20	78,929.48
159784	2019 Dir Bur-Metal&Thermit 722	146,744.64
159790	2019 Dir Bur-Etown 2 Yale Dr	(0.20)
159809	W. High St. Sub Expansion	2,705,486.89
159811	W. High St. Sub Exp. Dist.	7,949.30
159849	Asset Info HW/SW 2020 KU	20,295.93
159850	KU URD Cable Repl 2020	231,437.39
159857	DSP Uniontown 4kv-12kv Dist	37,723.59
159858	ELIOC Bkyd Digger Derrick 2020	222,004.81
159860	DSP Versailles Bypass 69kV Tap	210,598.68
159876KU	TC CT GFI UPGRADE%	29,391.63
159910KU	TC2 AMMONIA TANK UPGD	9,793.43
159915KU	TC2 SB CONTROL SYST UPG	25,904.98
159920KU	TC2 FINAL SH INLET LEG	60,170.87
159934KU	TC2 MDBFP/ID FAN RELAY UPG	30,433.10
160058	GH Weir Sampling Box #012	1,261.71
160069	Detroit Harvester Sub Easement	54,909.17
160118KU	LG&E Ctr 23rd Floor Reno KU	41.10
160207	DSP Rogers Gap	243,595.43
160211	Corporate Drive Sub	214,391.10
160212	Corporate Drive Sub CW	258,543.91
160219	DSP Uniontown Sub	241,178.17
160220	SCM KU XFMR COOLING	27,800.21
160233	XFMR FILTRATION UNIT	377.64
160236	KU REPL LEGACY BREAKERS	98,677.13
160252	OMU Intrcnt-GR to GRS Easement	-
160318KU	TC IMPOUND IMPROVE 2019	315.20
160326KU	TC CRITICAL HEAT UPGD 2019	4,622.95
160337KU	TC MATERIAL HAND STRUCT UPGD	8,829.02
160432KU	LGE CTR ROOM 1201 UPGR- KU	926.63
160443	Tyrone SPCC	5,707.41
160458	Solar Share Array 2 KU	312,459.72
160490	Greenville Containment Pad	24,787.81

KENTUCKY UTILITIES COMPANY
CWIP SPEND - YTD - REGULATORY ACCOUNTING
June 2020

<u>Project Number</u>	<u>Project Description</u>	<u>CWIP Spend</u>
160530	Bus Solar Makers Mark 2019	127,958.03
160537KU	STT TRNG CTR HVAC KU	-
160548	TEP-KU Park-Pineville 69kV MOT	271,424.15
160564KU	TC2 RH ATTEMPERATORS-SPARE	133,437.12
160571KU	TC2 TCS L&S CTRL UPG	10,272.92
160575KU	TC PRED MAINT DEVICE 2019	2,842.24
160577	TEP Camargo 69kV Cap Bank	256,166.13
160591	TEP Middlesboro Cap Land	5,463.30
160593	Norton 22kV Relocation	179,318.80
160648	BR3 CT Escape Ladders	(10,282.59)
160652KU	GS Transformer Prot GH	113,919.17
160677KU	TC MATERIAL HAND OFFICE UPGD	1,334.45
160679KU	TC DCS METERING SYST UPGD	1,109.92
160683	PPLC-Pineville Sw 161kV Rpl	71,917.98
160684	PPLC-Farley 161kV Rpl	58,281.34
160685	BR3 Air Preheating Coil Pump	25,630.17
160686	BR FGD 0-6 Recycle Pump Rbld	95,281.94
160687	BR FGD 0-2 Recycle Pump Rbld	95,541.83
160690	PRTU-Boyle County	48,360.69
160705	FTR-Beattyville Transformer	9,564.53
160709	ROR Spare 161kV/69k Xfmr (BV)	-
160711	XFMR - Metal and Thermit	10,759.57
160729	GH Spare CCR Gyp Dewater Belt	(21,716.92)
160730	GH 3&4 Coal Room Vacuum System	45,168.29
160733	GH1 East Coal Room Vacuum Sys	21,190.77
160734	GH1 West Coal Room Vacuum Sys	35,050.53
160735	GH2 Coal Room Vacuum Sys	36,873.62
160741KU	TC HAUL ROAD PAVING 2019	16,468.27
160744KU	GS SL Disc Anlyzr KU	51,687.72
160758KU	GS SL Office HVAC KU	49,652.56
160760KU	GS SL Merc 1631 KU	20,650.40
160776KU	TC WET PIT LIFT STATION UPGD	38,309.01
160785	GH 4N4 Coal Belt Scale	541.48
160789	GH 3-1 Main Cond Vac Pmp 19	25,425.99
160805	PBTY Blackwell Battery	1,191.34
160808	BR Bleach Storage Tank Repl	(210.45)
160811 KU	CR7 Emerson Start KU	125,612.18
160820	BRCT6 & CT7 Flux Probe Install	1,017.76
160822K	Work at Home Phase 2 K	1,683.12
160844	POTH-Test Lab DFR Addition - K	337.74
160847KU	GS SL Coal Mstr Ash Anlzl K	(43,612.39)
160886	PINEVILLE DUMPSTER PAD	(14,892.57)
160887KU	TC CT SITE HVAC REPLACEMENT	19,040.15
160891	SOMERSET BO RENOV PHS II	25,964.18
160892	SOMERSET POLEYARD GATE	72.95
160894	GH4 HP-IP Blade Repl 20	361,925.70
160895KU	BOC SEC MONITORING CTR RELO K	61,949.57
160911KU	TC2 BOILER WATER WALL PANELS	114,149.26
160913	BRCT 6&7 HVAC Repl	(80.78)
160919	Elk Creek Direct Bury 2019	500.84
160926	TEP-Bardstown 69kV Cap Bank	365,085.83
160933	TC LAND PURCH MCCUTCHEON KU	16,393.71
160964	Leb- South Switch Station-Land	4,591.10
160969KU	TC ALL TERRAIN FORKLIFT	(15,180.59)
160975	BR Roadway Entrance Lights	(770.89)

KENTUCKY UTILITIES COMPANY
CWIP SPEND - YTD - REGULATORY ACCOUNTING
June 2020

<u>Project Number</u>	<u>Project Description</u>	<u>CWIP Spend</u>
160978	GH4 Precip LED Lighting	(1,277.85)
160980	GH1 Spare Ash Sluice Pmp Rblld	23,520.00
160982	GH3 PA Fan Silencers Rpl	25,796.71
160983	GH4 PA Fan Silencers Rpl	14,337.77
160984	GH3 Wet Ash Hopper Repl20	3,253.01
160985	GH 3-4 Mill Motor Rotor Repl	10,813.65
160986	GH Spare FGD Agitator Shafts	5,011.31
160995	MS 2019 Lex Votano 100 Tester	40,436.79
160996	MS 2019 Earl Votano 100 Tester	40,436.79
160997	MS 2019 Pine Votano 100 Tester	40,436.79
161003 KU	CR7 ICM Expansion 2019 KU	(19.50)
161005KU	BUS/ECON DEV OFF RECONF KU	(77.08)
161012	PAR-Frankfort - Line 613-625	38.48
161013KU	TC WIRELESS SENSOR INSTALL	(0.01)
161017	2020 CH-0451 Recond to Corinth	781,972.34
161018	Toyota North Relay Replacement	27,821.85
161020	REL-Midway-W Lexington MOS	65,241.15
161033	PINEVILLE TELECOM EQ BLDG	(55,562.11)
161034	GH3-3 Recycle Pump Impell Repl	32,859.50
161038	POR-Spare 345kV ABB HMB-8 Mech	23,450.07
161058 KU	CR7 Evap Cooling Pipe Repl KU	74,878.58
161061	ROAD PURCHASE FOR EARL OPS	539.12
161073	BR LAND PURCH CAREY LAND	345,643.45
161089	DSP Versailles Bypass Sub	81,583.60
161092	GH 3-1 Water Well Pump Rebuild	(14,688.94)
161095	GH Water Truck CCR 2019	(45.85)
161099	GH2-1 FGD Inlet Insul Repl	(138.75)
161103	GH Wireless Vib Mon Equip	12,991.51
161104KU	TC GYPSUM LOADOUT TRANSFORMER	7,590.76
161106 KU	CR7 Raw Water Pump A 2019 KU	36,699.32
161111KU	GS GE M Viscometr KU	26,950.80
161113KU	STT Jib Crane KU	(1,543.98)
161115	GH3 HY-PRO ES CONTAM REM SKID	(3,550.72)
161121KU	GS GE M Spark OES KU	35,843.99
161135	GH1/2 F ASH AIR COMPRESS ENCL	3,351.59
161143	Etown PoleYard DrainageReplace	14,389.33
161144	PINEVILLE CABINETS/FLOORING	1,742.13
161146KU	TC2 FINAL RH LEAD INLET LEG	34,715.88
161148	PINEVILLE HALLWAY UPGRADE	221.59
161153 KU	C KUR7 Emerson TREX Commun KU	(5,981.98)
161155 KU	PR13 CEMS Data Controller KU	-
161178	Ice House Renovation	259.20
161209	NORTON SHED LIGHTING/HEAT	21,583.58
161213	Eddyville Dumpster Pads	20,930.78
161218	GH CCR Pipe Conv & Trk Unl	(1,776.15)
161238	Middlesboro Side Door Reader	5,295.02
161239	KUGO EL/HYB CARS & CHARG ST	(0.01)
161249	GH4 Elctrmtc Relief Valves Rep	180,937.32
161253	London Staging Roof Replace	716.68
161254KU	SUPPLY CHAIN RECONFIG KU	11,755.68
161261	Richmond Storeroom Asphalt Lot	(30,810.14)
161267	GH Coal Sample Building	336.57
161271	DX Crane Walkway Repl	(5,740.95)
161273KU	TC2 MDBFP VOITH OH	171,537.83
161275	GH Portable Welding Machines	48.61

KENTUCKY UTILITIES COMPANY
CWIP SPEND - YTD - REGULATORY ACCOUNTING
June 2020

<u>Project Number</u>	<u>Project Description</u>	<u>CWIP Spend</u>
161276KU	TC2 TD BFP RECIRC VALVES	96,881.46
161281	GH Maintenance Truck Repl19	(2,167.26)
161283	Loudon Ave Storage Pad	70,226.00
161302	GH4 Turb Snout Ring Repl 20	190,729.38
161309	Lex Plant Void Remediation	63,851.22
161315KU	GS CDM KIP Printer KU	15,797.15
161334	2020 CH - Lakeshore 0132	30,860.56
161433	2020 SIO Fuse Savings KU	128,217.85
161434	2020 XM UB Corydon-Rumsey	149,913.99
161435	2020 XM UB River Queen-Hill	45,327.43
161436	GH DTLS & Pipe Conveyor Recons	364,357.61
161439	2020 CEMI - Somerset 4506	51,897.00
161443	DX Station Batteries	25,333.94
161445	BR3 AH Basket & Seal Repls	140,391.94
161447 KU	CR7 CCI Valves 2020 KU	264,438.10
161451	GH4 Turb Packing Repl20	1,225,304.64
161452	GH4 CT Blowdown Line Repl20	126,796.32
161454	2020 XMUB Mt Sterling Store	14,474.30
161456	GH 4M Conveyor Belt Repl	17,027.48
161457	GH 2M1 Conveyor Belt Repl	8,099.58
161458	REL Gorge MOS	48,428.85
161459	Richmond SrvCtr Asphalt Lot	30,810.14
161466KU	TC LAB MONITORS 2020	4,956.73
161472	GH3 Exciter Cooler Replacement	75,633.58
161473	EARLINGTON STORAGE SHED	60,824.83
161474	EARLINGTON SR ROAD IMPROVE	20,173.53
161476	GH1 Gen Field Grnd Detect	92,451.19
161479	GH 4-5 FGD Agitator Shaft Repl	18,591.49
161480	GH 4-7 FGD Agitator Shaft Repl	76,838.57
161481	2020 XMUB Lex Plant-Pisgah 69	228,749.56
161482KU	TC LED LIGHTING 2020	105,768.62
161486KU	TC COAL CONVEYOR BELTS 2020	15,462.93
161489KU	TC PREDICTIVE EQUIP 2020	1,738.26
161494KU	TC MOORING CELL UPGD 2020	775.29
161496KU	TC IMPOUND IMPROVE 2020	10,067.07
161507KU	TC MAT HANDLING STRUCT UPGD	17,228.13
161604	GH1 Turbine Crossover Exp Jt20	117,012.38
161606	GH 6G Conveyor Belt Repl	7,976.86
161607	GH 4H Conveyor Belt Repl20	38,270.80
161620	2020 XMUB Winchester	84,114.33
161624	Trans P&C Toolkit-KU	54,327.10
161632	NORTON SIDEWALK AND MANGATE	8,418.15
161635KU	BOC 1 CASHIER OFF RECON KU	9,098.81
161641	Sylvania 12kV Conversion	201,694.99
161650KU	TC ELECTROMECH RELAYS 2020	28,049.17
161655KU	STT High Volt Demo Trl KU	15,450.23
161660	GH1 Boiler Partial Reinsulate	70,238.89
161663	GH1 Boiler Part Asbestos Abate	97,905.30
161665	GH4 Turbine Bldg 2nd Flr LED	55,581.00
161684	GH Property Acquisition 20	2,396.83
161706	GH 4-2 Stator Cooler Repl	66,046.20
161707KU	TC LAB RO SYSTEM UPGRADE	22,159.29
161716	Kuhlman Sub Decom D.Lines	69,607.59
161719	GH 1-4 Control Air Comp Rpl20	171,797.49
161723KU	Corporate Sec Renov-K	26,915.73

KENTUCKY UTILITIES COMPANY
CWIP SPEND - YTD - REGULATORY ACCOUNTING
June 2020

<u>Project Number</u>	<u>Project Description</u>	<u>CWIP Spend</u>
161732	GH PWS Telehandler	70,611.47
161734	MORGANFIELD OPS RAMP CURB	6,736.07
161743	GH4 7,8,9 Stg DiaphragmBladRpl	219,314.50
161747	CEMI 2020 Earlington Ops	49,008.69
161749	GH2 GSU Bushing Repl 20	16,361.70
161750	GH3 Electromatic Valve Repl20	1,061.80
161754	GH CCR 0-1 Cake Wash Htr Rpl20	70,014.65
161760	GH1 Burner Replacement 2020	107,746.35
161772	2020 CH - Carrollton 0707	675,410.10
161797	CEMI 2020 Greenville 4kv	119,081.83
161800	EARLINGTON SR STORM SHELTER	31,102.86
161813	GH4 PA Fan Protect Relay Upgrd	12,375.20
161818	2020XMUB Middle-Harrogate	83,160.77
161833KU	STT Port Filtration Mach KU	5,834.58
161852KU	SSC ENGINEERING FACILITY - KU	225,911.49
161866	Clays Mill MOS - Distribution	89,024.90
161877 KU	CR7 Cool Towr Wall KU	28,695.38
161892	PPLC Smart Gap-KU	63,711.49
161900 KU	CR7 Aux Stm Heater KU	1,371.82
161908	2020 Dir Bur - Dan East 2114	126,121.04
161912	2020 Dir Bur - Etown 4 2420	160,147.62
161915KU	TC UPGD SW PUMP TRAIN - C	55,186.16
162171	SCM2020 KU LEGACY ARRST REPL	114,723.66
162172	SCM 2019 KU WOOD POLE SUB UPG	89,143.31
162210	TEP-TPL-0007 Compliance Work	5,557.81
162211 KU	CR7 R1 Static Seal KU	259,238.05
162218KU	TC CT INSTALL LED LIGHTING	36,179.90
162220	GH1 FGD Elec Rm HVAC Repl	24,232.71
162222 KU	CR7 ST Bearings KU	138,593.52
162238	SCM 2020 Danville Battery	28,761.59
162239	SCM2020 Lexington Battery	53,173.99
162276	SCM2020 Pineville Battery	45,680.09
162277	SCM2020 Earlington Battery	52,335.71
162278	BEAR TRACK WOOD POLE	53,330.73
162339	20XMUB Loudon Ave Hume Rd	45,847.81
162351	GH Helium Analyzer 20	21,585.69
162355KU	TC2 ECONOMIZER DRAIN UPG	38,681.40
162357	GH 4-1 FGD Agitator Shaft Repl	24,276.56
162358	GH 4-2 FGD Agitator Shaft Repl	20,399.21
162372KU	STT PLC TRNG MOD KU	5,641.36
162409	GH4 Generator Stator Rewind20	2,944,020.27
162410	GH4 Turbine-LPB Buckets Repl20	479,481.28
162422	EA Lab Scale	6,990.51
162462 KU	CR7 HRH1 Vlv Act Replace KU	463.44
162464	GH4 CT Bypass Valve Repl	89,239.96
162533	GH4 Upper SH Attemperator Repl	126,030.61
162605	EARL OPS CTR DAMPER	5,624.08
162618	BR3-2 Control AC Dryer Drum	17,050.51
162626KU	TC MTCE CLEAN SHOP ADDITION	8,059.21
162634	Appalachian Wildlife Reimb	-
162639	Subs Bluebeam Revu Software-K	10,303.87
162643	EARLINGTON WIRE SHED 2020	43,774.79
162645KU	TC2 SPARE ID FAN BLADES	35,184.84
162648	EDDYVILLE PRISON TRANSFORMER	88,213.82
162657KU	BOC Conf Rm 2C Renov-K	756.41

KENTUCKY UTILITIES COMPANY
CWIP SPEND - YTD - REGULATORY ACCOUNTING
June 2020

<u>Project Number</u>	<u>Project Description</u>	<u>CWIP Spend</u>
162680	DSP Rogers Gap Transmission	467.58
162736	GH CY Portable Air Comp Repl	23,749.97
162737	GH 4-4 Pulverizer Gearbox Repl	12,199.58
162739	GH4 GSU Bushing Repl 21	2,893.62
162740	GH1 PJFF Hoist Upgrade	17,223.97
162744	Eddyville 560 Circuit	73,729.74
162759	Black Creek - Distr Lines	14,934.19
162760KU	TC A TRAVELING WTR SCREEN	11,249.79
162774	GH 3-2 AH Hot End Bskt Rpl 20	25,482.86
162808KU	SOLAR SHARE SIGNAGE KU	19,539.22
162810 KU	CR7 Sludge Pump KU	7,662.11
162812	GH CY CBU Bucket Elev Mtr Rpl	2,845.24
162818	BR Training Building HVAC Repl	13,713.42
162820	OSI Landscape Tool-KU	37,097.62
162849KU	PP OFFICE UPDATE LGE14 K	1,352.05
162870	RECIEVE 1 XFRM FROM LGE	29,597.27
162878	GH 3-1 Condensate Motor Rwnd	24,530.00
162879	GH 1-5 FGD Agitator Gearbx Rpl	58,226.46
162906	Mannington XFMR Replacement	2,339.04
163013	SIO Rel KU UG FCI Install	1,751,610.63
163019	SIO LED Street Light Conv KU	225,326.18
163022	DSP Beech Creek 4kV to 12kV	23,685.68
163023	DSP Beechmont 4kV to 12kV	33,550.41
163025	DSP American Ave Ckt 0008	28,207.29
163028	DSP White Sulphur 138-12kV	13,487.16
163031	Williamsburg S Ckt 0227 Upg	14,733.89
163034	Ckt 4704 Strawberry Patch Relo	65.87
163035	Ckt 0690 Dwina Rebuild	(39,000.00)
163042	Middlesboro 2 Ckt 355 to 364	2,197.60
163046	Battlefield Mem Hwy Recond	178,321.08
163050	STOREROOM EXP EARLINGTON	1,077.22
163100	SIO Rel ODP UG FCI Install	31,652.32
163147	GH 2-1 Circ Wtr Pump Motor Rwd	1,845.45
19CAPS315	KU Lex Dist Capacitors 2019	71,045.76
19PITP156	EARLINGTON PITP 2019	305.69
19PITP216	DANVILLE PITP 2019	(9,424.57)
19PITP246	ELIZABETHTOWN PITP 2019	-
19PITP315	LEXINGTON PITP 2019	1,945.33
19PITP366	MAYSVILLE PITP 2019	(4,084.14)
19PITP416	PINEVILLE PITP 2019	263.84
19PITP426	LONDON PITP 2019	(13,353.99)
19PITP766	NORTON PITP 2019	-
19TOOL246	Elizabethtown Cap Tools 2019	3,747.72
19XMUB156	2019 XM Underbuild EAROC	(91.68)
19XMUB216	2019 XM Underbuild DANOC	6,543.54
19XMUB236	2019 XM Underbuild RICOC	4,042.95
19XMUB256	2019 XM Underbuild SHEOC	(142,276.69)
19XMUB315	2019 XM Underbuild LEXOC	(5,724.10)
19XMUB416	2019 XM Underbuild PINOC	50,498.30
200KU15	Customer Bill Redesign-KU15	32.02
20PITP156	2020 PITP Earlington	135,603.94
20PITP216	2020 PITP Danville	509,455.52
20PITP236	2020 PITP Richmond	47,151.93
20PITP246	2020 PITP Elizabethtown	312,158.36
20PITP256	2020 PITP Shelbyville	97,035.63

KENTUCKY UTILITIES COMPANY
CWIP SPEND - YTD - REGULATORY ACCOUNTING
June 2020

<u>Project Number</u>	<u>Project Description</u>	<u>CWIP Spend</u>
20PITP315	2020 PITP Lexington	2,028,824.72
20PITP366	2020 PITP Maysville	899,993.73
20PITP416	2020 PITP Pineville	378,262.53
20PITP426	2020 PITP London	435,031.17
20PITP766	2020 PITP Norton	577,417.22
20TOOL216	Danville Cap Tools 2020	56,208.21
20TOOL256	Shelbyville Cap Tools 2020	14,879.61
20TOOL315	Lexington Cap Tools 2020	36,017.30
20TOOL366	Maysville Cap Tools 2020	1,216.81
20TOOL426	London Cap Tools 2020	24,441.23
20TOOL766	Norton Cap Tools 2020	66,229.55
220GH	GH4 Cooling Tower ComplRebuild	8,343,224.10
39GH	GH 3-2 Well Wtr Pump Rebuild20	26,513.98
48GH	GH Barge Unloader DC Drive Rpl	(7,344.94)
57GH	GH1 Air Dryer Replacment	780.30
73GH	GH3 FGD Recycle Pump Gearbox19	136.17
75GH	GH Gyp Farm Redundant Elec Sys	(9,070.32)
7GH	GH 1-1 Well Wtr Pump Rebuild19	15,703.53
CCAPR156	Capital CAP/REG/RECL - 011560	112,397.29
CCAPR216	Capital CAP/REG/RECL - 012160	139,565.34
CCAPR236	Capital CAP/REG/RECL - 012360	172,355.30
CCAPR246	Capital CAP/REG/RECL - 012460	19,118.24
CCAPR256	Capital CAP/REG/RECL - 012560	8,011.26
CCAPR315	Capital CAP/REG/RECL - 013150	385,426.43
CCAPR366	Capital CAP/REG/RECL - 013660	7,280.65
CCAPR416	Capital CAP/REG/RECL - 014160	103,351.39
CCAPR426	Capital CAP/REG/RECL - 014260	44,914.16
CCAPR766	Capital CAP/REG/RECL - 017660	3,278.45
CEMTR582	KU Electric Meters - 015820	896,471.27
CKM040318	KU MAJOR STORM-040318	6,373.85
CKM040820	KU MAJOR STORM-040820	94,505.83
CKM041320	KU MAJOR STORM-041320	626,901.38
CKM061020	KU Major Storms- 061020	180,713.14
CKYTCR156	KYTC Reimb Earlington	18,814.87
CKYTCR216	KYTC Reimb Danville	(46,157.46)
CKYTCR246	KYTC Reimb Elizabethtown	28,582.08
CKYTCR256	KYTC Reimb Shelbyville	3,024.78
CKYTCR315	KYTC Reimb Lexington	69,808.87
CKYTCR416	KYTC Reimb Pineville	(47,638.64)
CKYTCR426	KYTC Reimb London	122,454.67
CLEDC216	CRCST LED Conversion DANOC	87,710.52
CNBCD156O	NB Comm OH - 011560	190,642.00
CNBCD156U	NB Comm UG - 011560	48,903.17
CNBCD216O	NB Comm OH - 012160	431,887.56
CNBCD216U	NB Comm UG - 012160	100,894.42
CNBCD236O	NB Comm OH - 012360	190,358.54
CNBCD236U	NB Comm UG - 012360	219,103.87
CNBCD246O	NB Comm OH - 012460	109,427.36
CNBCD246U	NB Comm UG - 012460	48,419.36
CNBCD256O	NB Comm OH - 012560	170,563.04
CNBCD256U	NB Comm UG - 012560	108,062.14
CNBCD315O	NB Comm OH - 013150	635,853.71
CNBCD315U	NB Comm UG - 013150	859,314.75
CNBCD366O	NB Comm OH - 013660	160,944.93
CNBCD366U	NB Comm UG - 013660	164,946.99

KENTUCKY UTILITIES COMPANY
CWIP SPEND - YTD - REGULATORY ACCOUNTING
 June 2020

<u>Project Number</u>	<u>Project Description</u>	<u>CWIP Spend</u>
CNBCD416O	NB Comm OH - 014160	40,088.52
CNBCD416U	NB Comm UG - 014160	17,018.12
CNBCD426O	NB Comm OH - 014260	139,274.27
CNBCD426U	NB Comm UG - 014260	120,820.92
CNBCD766O	NB Comm OH - 017660	(29,783.97)
CNBCD766U	NB Comm UG - 017660	23,933.44
CNBRD156O	NB Resid OH - 011560	311,393.41
CNBRD156U	NB Resid UG - 011560	95,139.97
CNBRD216O	NB Resid OH - 012160	161,671.59
CNBRD216U	NB Resid UG - 012160	135,595.99
CNBRD236O	NB Resid OH - 012360	275,872.71
CNBRD236U	NB Resid UG - 012360	369,725.95
CNBRD246O	NB Resid OH - 012460	165,200.93
CNBRD246U	NB Resid UG - 012460	177,131.94
CNBRD256O	NB Resid OH - 012560	156,955.53
CNBRD256U	NB Resid UG - 012560	239,168.91
CNBRD315O	NB Resid OH - 013150	507,813.00
CNBRD315U	NB Resid UG - 013150	949,460.18
CNBRD366O	NB Resid OH - 013660	233,072.06
CNBRD366U	NB Resid UG - 013660	229,068.79
CNBRD416O	NB Resid OH - 014160	219,937.56
CNBRD416U	NB Resid UG - 014160	21,469.04
CNBRD426O	NB Resid OH - 014260	198,894.38
CNBRD426U	NB Resid UG - 014260	82,714.11
CNBRD766O	NB Resid OH - 017660	141,039.02
CNBRD766U	NB Resid UG - 017660	42,831.85
CNBSV156O	NB Elect Serv OH - 011560	242,397.34
CNBSV156U	NB Elect Serv UG - 011560	227,716.89
CNBSV216O	NB Elect Serv OH - 012160	251,436.73
CNBSV216U	NB Elect Serv UG - 012160	296,186.38
CNBSV236O	NB Elect Serv OH - 012360	143,363.03
CNBSV236U	NB Elect Serv UG - 012360	342,806.65
CNBSV246O	NB Elect Serv OH - 012460	263,177.67
CNBSV246U	NB Elect Serv UG - 012460	256,905.60
CNBSV256O	NB Elect Serv OH - 012560	98,993.87
CNBSV256U	NB Elect Serv UG - 012560	250,034.87
CNBSV315O	NB Elect Serv OH - 013150	411,238.30
CNBSV315U	NB Elect Serv UG - 013150	1,050,389.22
CNBSV366O	NB Elect Serv OH - 013660	156,210.45
CNBSV366U	NB Elect Serv UG - 013660	140,507.16
CNBSV416O	NB Elect Serv OH - 014160	139,270.54
CNBSV416U	NB Elect Serv UG - 014160	39,929.14
CNBSV426O	NB Elect Serv OH - 014260	141,423.12
CNBSV426U	NB Elect Serv UG - 014260	207,866.37
CNBSV766O	NB Elect Serv OH - 017660	69,924.97
CNBSV766U	NB Elect Serv UG - 017660	34,497.89
CPBWK156	EI Public Works - 011560	(1,535.16)
CPBWK236	EI Public Works - 012360	1,126.10
CPBWK246	EI Public Works - 012460	63,832.77
CPBWK256	EI Public Works - 012560	93,498.09
CPBWK315	EI Public Works - 013150	306,342.28
CPBWK366	EI Public Works - 013660	65,841.54
CPBWK416	EI Public Works - 014160	69,123.26
CPBWK766	EI Public Works - 017660	(14,681.11)
CRCST156	Cust Requested - 011560	66,279.79

KENTUCKY UTILITIES COMPANY
CWIP SPEND - YTD - REGULATORY ACCOUNTING
 June 2020

<u>Project Number</u>	<u>Project Description</u>	<u>CWIP Spend</u>
CRCST216	Cust Requested - 012160	23,401.00
CRCST236	Cust Requested - 012360	39,042.15
CRCST246	Cust Requested - 012460	(15,160.14)
CRCST256	Cust Requested - 012560	72,316.02
CRCST315	Cust Requested - 013150	170,713.23
CRCST366	Cust Requested - 013660	36,566.76
CRCST416	Cust Requested - 014160	116,134.27
CRCST426	Cust Requested - 014260	114,561.66
CRCST766	Cust Requested - 017660	32,776.88
CRDD156O	Capital Rep Def OH - 011560	791,630.06
CRDD156U	Capital Rep Def UG - 011560	6,559.97
CRDD216O	Capital Rep Def OH - 012160	160,671.09
CRDD216U	Capital Rep Def UG - 012160	4,771.55
CRDD236O	Capital Rep Def OH - 012360	152,993.22
CRDD236U	Capital Rep Def UG - 012360	8,481.76
CRDD246O	Capital Rep Def OH - 012460	58,948.47
CRDD246U	Capital Rep Def UG - 012460	3,259.37
CRDD256O	Capital Rep Def OH - 012560	21,588.72
CRDD256U	Capital Rep Def UG - 012560	6,662.72
CRDD315O	Capital Rep Def OH - 013150	322,013.84
CRDD315U	Capital Rep Def UG - 013150	289,629.03
CRDD366O	Capital Rep Def OH - 013660	116,022.05
CRDD366U	Capital Rep Def UG - 013660	1,882.90
CRDD416O	Capital Rep Def OH - 014160	49,871.24
CRDD416U	Capital Rep Def UG - 014160	697.18
CRDD426O	Capital Rep Def OH - 014260	212,078.27
CRDD426U	Capital Rep Def UG - 014260	50,034.57
CRDD766O	Capital Rep Def OH - 017660	35,815.17
CRELD156	Capital Reliability - 011560	15,889.67
CRELD216	Capital Reliability - 012160	47,670.86
CRELD236	Capital Reliability - 012360	74,615.63
CRELD246	Capital Reliability - 012460	32,337.33
CRELD256	Capital Reliability - 012560	77,398.67
CRELD315	Capital Reliability - 013150	197,690.46
CRELD366	Capital Reliability - 013660	147,307.48
CRELD416	Capital Reliability - 014160	132,894.36
CRELD426	Capital Reliability - 014260	46,148.88
CRELD766	Capital Reliability - 017660	81,598.07
CRPOLE156	Pole Repair/Replace - 011560	503,056.05
CRPOLE216	Pole Repair/Replace - 012160	248,198.20
CRPOLE236	Pole Repair/Replace - 012360	265,670.36
CRPOLE246	Pole Repair/Replace - 012460	199,586.44
CRPOLE256	Pole Repair/Replace - 012560	532,179.19
CRPOLE315	Pole Repair/Replace - 013150	602,238.64
CRPOLE366	Pole Repair/Replace - 013660	324,341.97
CRPOLE416	Pole Repair/Replace - 014160	168,748.46
CRPOLE426	Pole Repair/Replace - 014260	198,566.60
CRPOLE766	Pole Repair/Replace - 017660	169,967.10
CRSTLT156	Repair Street Lights - 011560	244,664.89
CRSTLT216	Repair Street Lights - 012160	167,893.36
CRSTLT236	Repair Street Lights - 012360	277,589.06
CRSTLT246	Repair Street Lights - 012460	125,540.25
CRSTLT256	Repair Street Lights - 012560	158,698.77
CRSTLT315	Repair Street Lights - 013150	913,016.21
CRSTLT366	Repair Street Lights - 013660	149,736.53

KENTUCKY UTILITIES COMPANY
CWIP SPEND - YTD - REGULATORY ACCOUNTING
June 2020

<u>Project Number</u>	<u>Project Description</u>	<u>CWIP Spend</u>
CRSTLT416	Repair Street Lights - 014160	50,930.62
CRSTLT426	Repair Street Lights - 014260	271,274.43
CRSTLT766	Repair Street Lights - 017660	14,656.84
CSTLT156	NB Street Lights - 011560	382,368.28
CSTLT216	NB Street Lights - 012160	214,050.51
CSTLT236	NB Street Lights - 012360	252,730.11
CSTLT246	NB Street Lights - 012460	126,973.77
CSTLT256	NB Street Lights - 012560	123,024.65
CSTLT315	NB Street Lights - 013150	640,025.71
CSTLT366	NB Street Lights - 013660	261,828.02
CSTLT416	NB Street Lights - 014160	138,284.91
CSTLT426	NB Street Lights - 014260	253,492.08
CSTLT766	NB Street Lights - 017660	37,424.80
CSTRM156	Cap Minor Storms - 011560	82,033.75
CSTRM216	Cap Minor Storms - 012160	110,186.85
CSTRM236	Cap Minor Storms - 012360	96,813.59
CSTRM246	Cap Minor Storms - 012460	2,910.43
CSTRM256	Cap Minor Storms - 012560	66,185.06
CSTRM315	Cap Minor Storms - 013150	291,965.53
CSTRM366	Cap Minor Storms - 013660	70,687.19
CSTRM416	Cap Minor Storms - 014160	218,091.33
CSTRM426	Cap Minor Storms - 014260	121,711.70
CSTRM766	Cap Minor Storms - 017660	76,727.02
CSYSEN156	Sys Enh - 011560	22,806.28
CSYSEN216	Sys Enh - 012160	160,633.79
CSYSEN236	Sys Enh - 012360	42,278.23
CSYSEN246	Sys Enh - 012460	43,131.65
CSYSEN256	Sys Enh - 012560	62,222.61
CSYSEN315	Sys Enh - 013150	209,600.99
CSYSEN366	Sys Enh - 013660	89,175.69
CSYSEN416	Sys Enh - 014160	30,302.87
CSYSEN426	Sys Enh - 014260	28,727.79
CSYSEN766	Sys Enh - 017660	26,166.66
CTBRD156O	Cap Trouble Orders OH - 011560	192,625.80
CTBRD156U	Cap Trouble Orders UG - 011560	8,515.38
CTBRD216O	Cap Trouble Orders OH - 012160	78,679.89
CTBRD216U	Cap Trouble Orders UG - 012160	10,456.90
CTBRD236O	Cap Trouble Orders OH - 012360	43,241.31
CTBRD236U	Cap Trouble Orders UG - 012360	6,503.18
CTBRD246O	Cap Trouble Orders OH - 012460	48,768.53
CTBRD246U	Cap Trouble Orders UG - 012460	3,007.76
CTBRD256O	Cap Trouble Orders OH - 012560	95,199.20
CTBRD315O	Cap Trouble Orders OH - 013150	463,037.05
CTBRD315U	Cap Trouble Orders UG - 013150	85,214.06
CTBRD366O	Cap Trouble Orders OH - 013660	184,490.00
CTBRD366U	Cap Trouble Orders UG - 013660	8,826.13
CTBRD416O	Cap Trouble Orders OH - 014160	105,253.48
CTBRD416U	Cap Trouble Order UG - 014160	3,437.62
CTBRD426O	Cap Trouble Orders OH - 014260	128,492.06
CTBRD426U	Cap Trouble Orders UG - 014260	3,571.58
CTBRD766O	Cap Trouble Orders OH - 017660	58,206.33
CTPD156	Capital Thrd Party - 011560	9,217.64
CTPD216	Capital Thrd Party - 012160	(60,706.36)
CTPD236	Capital Thrd Party - 012360	25,515.12
CTPD246	Capital Thrd Party - 012460	(2,360.31)

KENTUCKY UTILITIES COMPANY
CWIP SPEND - YTD - REGULATORY ACCOUNTING
June 2020

<u>Project Number</u>	<u>Project Description</u>	<u>CWIP Spend</u>
CTPD256	Capital Thrd Party - 012560	42,120.69
CTPD315	Capital Thrd Party - 013150	135,850.87
CTPD366	Capital Thrd Party - 013660	(8,595.26)
CTPD416	Capital Thrd Party - 014160	3,660.64
CTPD426	Capital Thrd Party - 014260	47,974.83
CTPD766	Capital Thrd Party - 017660	10,353.09
CXFRM156	NB Transformers - 011560	14,783.92
CXFRM216	NB Transformers - 012160	36,135.63
CXFRM236	NB Transformers - 012360	44,438.70
CXFRM246	NB Transformers - 012460	24,715.17
CXFRM256	NB Transformers - 012560	24,581.85
CXFRM301	KU Line Transformers	5,128,401.47
CXFRM315	NB Transformers - 013150	71,261.96
CXFRM366	NB Transformers - 013660	10,245.66
CXFRM416	NB Transformers - 014160	10,953.63
CXFRM426	NB Transformers - 014260	6,040.10
CXFRM766	NB Transformers - 017660	14,314.39
GSMPHTK	GS GE M Prtble Hrdness Tstr-KU	9,107.10
IT0036K	Application Whitelisting-KU19	12,699.87
IT0076K	Oracle Financial Upgr-KU20-21	(154,439.15)
IT0101K	Smallworld GIS Upgr-KU17-19	435,270.66
IT0161DIX	DACS/SONET Replace-DIX19-22	664.17
IT0161EKY	DACS/SONET Replace-EKY19-22	2,974.08
IT0161K2	DACS/SONET Replace-LEXKU19-22	196,924.93
IT0161K3	DACS/SONET Replace-NKYKU19-22	35,577.63
IT0161K7	DACS/SONET Replace-WCLKU19-22	3,230.65
IT0161WKY	DACS/SONET Replace-WKY19-22	792.14
IT0193K	Lex Undergrnd TransLines-KU18	25,916.72
IT0264K	Rate Case 2018-KU18-19	807.82
IT0294K	Upgrade Quest Server-KU19	1,648.90
IT0301K	Next Gen LMR-KU19-21	1,246,426.83
IT0304K	Oracle ULA-KU19	346.88
IT0329K	Lockout/Tagout Replace-KU18	178,838.15
IT0333K	Cst Rel Mgmt Maj Acts-KU19-20	514,799.65
IT0352K	Exp/Repl Cust Comm Chan-KU18	931.22
IT0374K	SIP Voice Infrastruct-KU18-20	7,302.72
IT0377K	CyberArk Enhancements-KU20	47,188.35
IT0379K	PeopleSoft Enhancements-KU20	50,014.31
IT0380K	SOA Replacement-KU20-21	3,492.44
IT0390K	Oracle Financial Upg-KU20-21	3,234,327.44
IT0412K	CIP Compl Tools - Year 9-KU19	16.35
IT0413K	Compliance Infra Year 9-KU19	4,461.44
IT0418K	CorpFirewall Rpl/Upg 1/2-KU20	5,218.66
IT0419K	Corp Web Redesign-KU19-20	50,254.70
IT0448K	Network Access Devices-KU19	489.73
IT0448KU	Network Access Dev-KU19-DIRECT	3,503.89
IT0449K	Network Access Gateways-KU19	(928.56)
IT0453K	OTN Extend EKY Ring-KU19-20	135,648.38
IT0458K	PowerPlan Upgrade-KU19-20	452,200.26
IT0459K	Purch/Rebuild Radio Sites-KU19	19,599.90
IT0466K	Sec Infra Enhancement-KU19	2,207.49
IT0473K	Site Security Improve-KU19	1,129.29
IT0475K	StackVision Upgrade-KU19	(920.19)
IT0477K	Tech Refresh desk/lap-KU19	1,786.38
IT0483K	TRODS-KU19	65.32

KENTUCKY UTILITIES COMPANY
CWIP SPEND - YTD - REGULATORY ACCOUNTING
June 2020

<u>Project Number</u>	<u>Project Description</u>	<u>CWIP Spend</u>
IT0486K	Voice Infra Expansion-KU19	466.10
IT0495K	Contractor Mgmt Upgrades-KU19	103,117.70
IT0497K	EACM Infrastructure Refr-KU19	0.03
IT0498K	DB Refresh-KU19	(0.00)
IT0499K	Windows 10 CBB Upgrade-KU19	153.01
IT0507K	iPad Refresh Project-KU19	1,364.49
IT0511K	Trns Lnes Wk Mgmt Upg-KU19-21	217,539.60
IT0529K	Trans BREC Trnsprt IC-KU19	858.57
IT0535K	Expnd Pymt/Cust Srvc Opt-KU19	3,317.44
IT0540K	Windows 10 SW Upg EMS-KU19	(384.48)
IT0542K	Data Classification Enh-KU19	112,852.94
IT0543K	Inventory Mgmt Expansion-KU19	105,091.67
IT0548K	Centrify Rp CyberArk Enh-KU19	10,433.60
IT0549K	Computing Infra Expans-KU19	0.89
IT0551K	Data Center Facility Upg-KU19	1,262.05
IT0553K	WMS Post Implement Mods-KU19	997.48
IT0557K	Corporate RPA-KU19	4,344.13
IT0562K	ABB Upg/iPad Depl FS-KU19-20	209,649.28
IT0563K	RPA for Rev Integrity-KU19	29,001.56
IT0577K	Payroll Enhancements-KU19-20	36,564.18
IT0591K	Uptivity Rec. Upgrade-KU19	1,697.23
IT0594K	Mobile OMA Phase II-KU19-20	380,130.16
IT0597K	TOA Compl & Human Perfor-KU19	108.20
IT0602K	Access Switch Rotation-KU20	206,782.96
IT0606K	Bulk Power & Env Systems-KU20	90,202.49
IT0612K	CIP Compl Tools - Yr 10-KU20	19,631.02
IT0614K	Citrix XenMobile Upgrade-KU20	15,645.01
IT0615K	CIP Compl Infra - Yr 10-KU20	126,424.13
IT0618K	Constellation MW Rplmnt-KU20	4,107.01
IT0619K	Core Network Infra-KU20	22,526.34
IT0623K	FieldNet SoftwareUpgr-KU20	3,521.44
IT0628K	ITSM Upgrade-KU20	47,549.53
IT0633K	Microsoft Lic True-up-KU20	9,493.83
IT0634K	Mbl & Wrkst Lic True-up-KU20	16,971.11
IT0637K	Monitor Replacement-KU20	40,666.93
IT0642K	NAS Refresh-KU19	63,136.97
IT0644-2	Ntwrk Acc Dev&Sit-Indirect-KU	1,959.28
IT0644K	Ntwrk Acc Dev&Site Infra-KU20	47,801.96
IT0646K	Network Management-KU20	4,605.59
IT0647K	Network Test Equipment-KU20	43,426.18
IT0649K	Outside Cable Plant-KU20	74,856.23
IT0650K	PeopleSoft Tools Upgrade-KU20	64,255.92
IT0656K	CIP Router Refr Project-KU20	1,866.69
IT0660K	Sec Infra Enhancements-KU20	47,188.13
IT0661K	Ser Cap Expan and Rel-KU20	16,152.15
IT0663K	SharePoint Upgrade-KU19-21	57,535.80
IT0668K	Site Security Improve-KU20	6,026.09
IT0671K	Tech Refesh desk/lap-KU20	480,447.76
IT0672K	Telecom Site Ren-KU20	27,702.25
IT0673K	TOA Upgrade-KU20	466.32
IT0674K	TRODS-KU20	41,391.57
IT0675K	Truepoint MW Replacement-KU20	14,000.56
IT0680K	Voice Infra Expansion-KU20	14,110.12
IT0681K	Wirelss Accs Point Grwth-KU20	85,941.89
IT0682K	SCADA Radio Refresh-KU20	75,248.51

KENTUCKY UTILITIES COMPANY
CWIP SPEND - YTD - REGULATORY ACCOUNTING
June 2020

<u>Project Number</u>	<u>Project Description</u>	<u>CWIP Spend</u>
IT0690K	Aligne Upgrade-KU20	17,187.48
IT0693K	DB Refresh-KU20	40,776.99
IT0694K	Windows 10 CBB Upgrade-KU20	71,406.29
IT0695K	SCCM Upgrades-KU20	18,182.78
IT0696K	RSA Appliance Upgrade-KU20	19,511.59
IT0697K	Replace ACS Servers-KU20	16,515.28
IT0699K	ESP Virt Mon App Svrs-KU20	67,010.86
IT0705K	iPad Refresh Project-KU20	33,869.64
IT0716K	UC&C/CUCM Major Upgrade-KU20	21,625.06
IT0719K	Computing Infra Expand-KU20	31,819.48
IT0720K	Computing Infra Upgrade-KU20	49,540.23
IT0721K	KY SDN Implement Phase 2-KU20	51,509.99
IT0722K	Data Center Facility Upg-KU20	19,524.59
IT0723K	Robo Proc Auto(RPA)-KU20	12,578.94
IT0728K	Access Switch Growth-KU20	31,623.92
IT0731K	ALM Upgrade-KU19-20	59,509.48
IT0742K	HR Intervw Build-Phase 2-KU20	16,903.39
IT0746K	Mobile App Develop (MVP)-KU20	249,536.13
IT0748K	PowerBase Upgrade-KU19-20	13,301.80
IT0754K	UIPlanner Upgrade-KU19-20	459,997.48
IT0757K	Wireless AP Refresh-KU20	97,753.14
IT0761K	EDI Upgrade-KU19	19,245.65
IT0762K	Primavera Upgrade-KU19	37,532.34
IT0764K	MyWorld-Mobile Map-KU19-20	263,445.11
IT0766K	BW on HANA Enhance-KU19-20	80,627.88
IT0767K	FieldNet Handheld Secur-KU19	(187.56)
IT0768K	SSO Implementation-KU19	1,378.68
IT0770K	Transmission PMO SP Site-KU19	4,639.78
IT0771K	Cisco Switch Replacement-KU19	36,302.65
IT0775K	RPA-EDO/Rev Integrity-KU20	18,396.68
IT0777CG	Morganfield Priv Trans-KU20	5,580.98
IT0779K	RPA - Control & Treasury-KU20	11,400.70
IT0780K	OTAP Replace-KU20	165,082.66
IT0781K	Cust Not Expand/Rep-KU20	6,019.13
IT0913K	BI Upgrade-KU20	11,398.28
IT1016K	KY SDN Impl (Phase 1)-KU19	(1,825.23)
IT1019K	Net Pack Broke&Tap Infra-KU20	84,573.16
IT1086K	DACS/SONET Replace-KU19-22	-
K8-2020	Storm Damage T-Line KU 2020	565,163.05
K9-2017	Priority Repl T-Lines KU	(4,790.69)
K9-2018	Priority Repl T-Lines KU 2018	(801,242.71)
K9-2019	Priority Repl T-Lines KU 2019	136,445.39
K9-2020	Priority Repl T-Lines KU 2020	5,193,808.74
KARM-2019	Priority Repl X-Arms KU 2019	16,223.24
KARM-2020	Priority Repl X-Arms KU 2020	130,015.25
KINS-2019	Priority Repl Insltrs KU 2019	81,156.38
KINS-2020	Priority Repl Insltrs KU 2020	35,869.69
KOTFAIL17	KU-OtherFail-2017	(11,701.04)
KOTFAIL19	KU-OtherFail-2019	265,730.46
KOTFAIL20	KU-OtherFail-2020	507,062.38
KOTH-2018	Priority Repl Other KU 2018	57,411.16
KOTH-2019	Priority Repl Other KU 2019	303,616.66
KOTH-2020	Priority Repl Other KU 2020	1,365,417.40
KRELAY-17	Relay Replacements-KU-2017	248.27
KSTSVC12	STATION SERV XFMRS KU-12	(16,420.07)

KENTUCKY UTILITIES COMPANY
CWIP SPEND - YTD - REGULATORY ACCOUNTING
June 2020

<u>Project Number</u>	<u>Project Description</u>	<u>CWIP Spend</u>
LI-000004	PR Carrollton-Warsaw	(23,649.46)
LI-000006	PR Beattyville-West Irvine	8,393.25
LI-000016	PR Tyrone-Higby Mill	(3,732.30)
LI-000017	PR Middlesboro-Pineville	7,767.94
LI-000020	PR Dix Dam-Lancaster	1.20
LI-000024	PR Green River-Green Rvr Stl	8,169.52
LI-000025	PR Harlan Y-Pineville	12,304.79
LI-000030	PR Lancaster-Danville E	240.75
LI-000034	PR Middlesboro 127-Midsbro 780	99.82
LI-000036	PR Pineville-Rocky Branch	933,520.40
LI-000042	ESR Campbllsvle Tay Co 768-605	4.18
LI-000047	ESR Paris City 3 021-605 & 615	16.96
LI-000048	ESR River Queen Tap 107-605	1,298.62
LI-000049	ESR Owen Co 145-715	40.38
LI-000050	ESR Brush Creek 517-605 & 615	(3,659.40)
LI-000051	ESR Wheatcroft Tap 112-615	3.05
LI-000055	MOS Rivr Queen Tap 167-805-815	(5,730.02)
LI-000059	REL Vrslls ByPass 838-605-615	24,081.50
LI-000060	REL Bromley 29-615	(6.80)
LI-000063	REL Shavers Chapel 439-605 MOS	97.48
LI-000066	REL Lawrncbrg 639-605-625 MOS	(3.04)
LI-000068	REL Liberty Rd 529-605-615 MOS	779.21
LI-000083	TEP-CR-Loudon Ave-Hume Road	128,940.03
LI-000085	TEP-MOT-Greensburg-Camp EKPC	407.92
LI-000091	TEP-MOT-Green Rvr-Shvrs Chapel	334.91
LI-000092	TEP-MOT-Morganfield-Wheatcrt	136.89
LI-000093	TEP-MOT-Floyd-Waynesburg	3.12
LI-000095	TEP-MOT-KU Park-Stinking Creek	54,625.34
LI-000098	TEP-MOT-Hinkle-Stinking Creek	176,675.56
LI-000100	TEP-MOT-Etown-Nelson Co	(348.92)
LI-000102	TEP-NL-Hardin Co-Etown New 2nd	9,461.21
LI-158321	Midland Avenue Relo	13.48
LI-158662	REL Eddyville MOS	5,717.78
LI-158691	PR Harlan Y-Pocket	426,962.10
LI-158816	LTG Pineville-Rocky Branch	38.82
LI-158880	PR Corydon-Rumsey	5,381,609.25
LI-158881	PR Harlan Y-Pocket 69kV	1,321,880.74
LI-158883	PR Dorchester-Pocket North	224,763.55
LI-158885	PR Bond-Virginia City	761,629.80
LI-158888	PR Middlesboro-Harrogate TVA	652,530.94
LI-158889	REL Providence MOS	363,137.77
LI-158947	LTG KU Park-Wofford	2.91
LI-159067	REL Hartford-Big Rivers Interc	109,376.97
LI-159072	REL Shannon Run MOS	10,222.66
LI-159178	PR Nebo-Wheatcroft Crt	469,698.46
LI-159181	PR KU Park-GC-Bimble	407,347.45
LI-159243	TEP-CR-Mid Valley-Finchville	3,762,426.39
LI-159249	TEP-CR-EWood-Simpsonville 69kV	2,371.05
LI-159256	REL Simpsonville MOS	10,994.95
LI-159257	REL McKee Road MOS	33,978.20
LI-159258	REL Bens Branch MOS	2,112.74
LI-159260	REL-NL-Big Stone Gap	43,460.54
LI-159264	REL Trim Masters MOS	26,249.42
LI-159266	REL Clinch Valley MOS	30,443.69
LI-159436	DSP Corporate Drive Sub Upg	139,282.79

KENTUCKY UTILITIES COMPANY
CWIP SPEND - YTD - REGULATORY ACCOUNTING
June 2020

<u>Project Number</u>	<u>Project Description</u>	<u>CWIP Spend</u>
LI-159700	TEP Rogers Gap Dist Station	287.99
LI-159789	PR Harlan Y-Pineville 161kV	32.23
LI-160017	DSP CMWA Paris	225,728.13
LI-160075	PR Harlan Y-Pocket N VA	38,221.38
LI-160112	Georgetown ByPass Relocation	1,928.35
LI-160138	PR Columbia EKPC-Columbia	195,970.59
LI-160379	REL Hartford-Big Rvrs Int ROW	339,273.59
LI-160438	CR Ky Dam-So Paducah Phase I	6,660,847.55
LI-160439	CR Ky Dam-So Paducah Phase II	(12,498.53)
LI-160440	CR Elihu-Wofford Phase I	184,954.03
LI-160441	CR Elihu-Wofford Phase II	2,304.33
LI-160502	TEP Paint Lick Cap	79,933.73
LI-160928	TEP-NL-Lebanon-Leb So ROW	269,608.30
LI-161041	TEP-NL-Hardin Co-Etown ROW	7,981.99
LI-161117	PR Imboden-Gorge-Dorch Rev	1,109,734.99
LI-161704	Pineville-Rocky Branch ROW	55,265.47
LI-161911	REL Providence East MOS	31,952.55
LI-162640	PR Harlan Y-Pineville Tower	10,089.01
LI-162867	Hardin Memorial Hospital Relo	-
NBRD156OH	New Bus Resid-Ovhd-Earlinton	-
SC0028	Runabout-Golf Cart -Etown-KU20	15,769.62
SC0029	Lex Op Ctr-StoneRd Sweep-KU20	49,980.32
SC0030	Golf Cart Norton-KU20	14,912.82
SC0065	Elizabethtown-Cameras-KU19	2,748.34
SC0090	Norton Stone Rd-Forklift-KU19	13,713.23
SC0091	Pole Racks-Lex Stone Road-KU20	96,478.85
SC0092	Flood Lighting-Stone Road-KU20	11,528.47
SC0093	Indust Vacuum-Earlinton-KU20	7,423.65
SC0094	Indust Vacuum-Greenville-KU20	7,423.65
SC0095	Indust Vacuum-Barlow-KU20	7,423.65
SC0096	Indust Vacuum-Pineville-KU20	7,042.27
SC0097	Indust Vacuum-Norton-KU20	6,995.76
SC0098	Indust Vacuum-Stone Road-KU20	7,042.27
SC0100	Pressure Washer Stone Rd-KU20	8,283.89
SU-000001	PCH Barlow Control House	356,647.57
SU-000002	PCH Middlesboro Cntrl Hse	638,444.87
SU-000006	PBR-Taylor Co (3) 69kV BKR Rpl	(23,122.25)
SU-000009	PBR-Bonnieville(3) 69kV BKRRpl	7,108.02
SU-000010	PBR-Carntown (1) 69kV BKR Rpl	13,117.94
SU-000012	PBR-DxDamPlnt (3) 69kV BKR Rpl	492.28
SU-000022	PCA-Carrollton CC704, 714, 744	13,675.57
SU-000026	PPLC-Hardinsburg 704	76,301.88
SU-000030	PGG-HgbyMill Grnd Grid Enhance	43,178.99
SU-000031	PGG-LxPlnt GG Audit/Remdiation	764.41
SU-000050	PBR-London(5) 69kV BKR	(26,740.14)
SU-000052	PBR-Nebo (3) 69kV BKR	(1,742.07)
SU-000055	PCH-Winchester CH,PRLY,PBR,PAR	955,814.23
SU-000056	RSC-Pineville Sec Upgr	1,150,838.28
SU-000064	PRLY-Adams 108-614-634	(4,295.78)
SU-000079	REL Bromley 29-605/615/635 MOS	(5.76)
SU-000082	REL-E Frankfort 69kV Bus Tie	5,285.86
SU-000084	REL-Loudon DFR	60,386.48
SU-000088	REL-River Queen DFR	141,459.76
SU-000089	REL-South Paducah DFR	17,942.19
SU-000097	REL-Danville East 834-605 MOS	(2,665.99)

KENTUCKY UTILITIES COMPANY
CWIP SPEND - YTD - REGULATORY ACCOUNTING
June 2020

<u>Project Number</u>	<u>Project Description</u>	<u>CWIP Spend</u>
SU-000108	PPLC 009-872/884	17,469.12
SU-000120	PPLC 162-804 DCB	9,580.02
SU-000122	PPLC 222-704 DCB	151,533.68
SU-000130	PR Harlan Y CONTROL HOUSE	4,246.29
SU-000139	PR Arnold 121-604 Panel	(6,536.79)
SU-000144	PRLY Dix Dam Plnt 025-604 Panl	1,405.56
SU-000146	PRLY-GRS 100-604/624 Panel Rel	674.16
SU-000170	PRTU Shelby Co * (EKP Tie)	(1,444.44)
SU-000179	RSC-Pocket N. Security Upgrds	5,668.50
SU-000200	REL-Hardesty 69 RTU	67,021.94
SU-000203	TEP-Hardin Co-Etwn 69kV 2 Line	418,998.47
SU-000206	TEP-Middlesboro 69kV Capacitor	101,993.58
SU-000208	REL-Reynolds Breaker Line Prot	28.25
SU-000209	REL-Rumsey 69 RTU	36,520.99
SU-000213	REL-Simmons 69 RTU	2,958.59
SU-000224	REL-Oak Hill 69 RTU	49,757.32
SU-000229	REL-Lakeshore (Alt 2A)	(259.12)
SU-000236	TEP-Gtown-Lmns Mill 69kV Lne Sw	6,180.53
SU-000243	PBR-Wickliffe (4) 69kV BKR Rpl	(5,914.93)
SU-000244	PRLY-Hardinsburg 714	4,239.97
SU-000246	TEP-Bardstwn 138/69kV Xfmr Rpl	(3,702.80)
SU-000247	LEX UNDRGD-PHASE 1 SUBS	46,990.86
SU-000248	TEP-Artemus(1)69kV Brk,PAR,PIN	(565.38)
SU-000252	PCA-East Frankfort Arresters	(4,441.91)
SU-000258	PIN-Millersburg 69kV+	(1,842.38)
SU-000259	REL LaGrange E 897-605 MOS	(4,634.21)
SU-000305	PBR- Bimble (3) 69kV PIN PAR	111.35
SU-000310	RST-Lansdowne SSVT	131,152.64
SU-000316	PGG-Taylor Co. Fence	(7,748.68)
SU-000318	PRLY-Green River Steel 724	9,134.20
SU-000319	PRLY-Ohio Co 614	942.63
SU-000320	PRLY-Bonds Mill 604	124,410.12
SU-000324	PCH-Dorchester	2,054,508.50
SU-000326	PDFR-Pineville Transmission	35,839.46
SU-000327	PDFR-Brown N	127,126.82
SU-000329	PRTU-Murphysville EKP Tie	(638.04)
SU-000344	TEP-Virginia City Reactor	176,630.58
SU-000352	TEP-Warsaw East Cap Bank	316,126.35
SU-000364	REL-West Hickman Comm	16,169.50
SU-000371	PBR-Simmons (1) BKR	4,173.68
SU-000372	PBR-Rogersville Sw (3) BKR	314,875.37
SU-000373	PBR-S Paducah (4) BKR (PIN)	133,677.59
SU-000377	PBR-Lebanon W (1) BKR	32,324.22
SU-000378	PBR-Rumsey (1) BKR	98,725.53
SU-000389	PRLY-Spencer Rd 018-618	165.51
SU-000395	RST-Lake Reba SSVT-	18,760.88
SU-000396	PPLC-Arnold PCA	2,528.71
SU-000399	PPLC-West Irvine 193-608 DCB	1,182.03
SU-000400	PPLC-Lake Reba 163-658 DTT	28,167.74
SU-000401	PPLC-Lake Reba Tap 162-714 DTT	23,581.05
SU-000404	RTU-Beattyville	57,751.73
SU-000407	TEP-Lebanon S. 69kV Line	51,364.29
SU-000409	REL-Hoover 1 MOS	6,070.01
SU-000412	TEP-Farley 161/69kV Bushing CT	4,372.06
SU-000413	REL-Campbellsville 1 MOS	36,077.92

KENTUCKY UTILITIES COMPANY
CWIP SPEND - YTD - REGULATORY ACCOUNTING
June 2020

<u>Project Number</u>	<u>Project Description</u>	<u>CWIP Spend</u>
SU-000418	REL-WilliamsburgSw 605 635 MOS	19,029.38
SU-000419	REL-Elizabethtown 5 MOS	32,375.34
SU-000421	REL-Sharon 605, 625 MOS	39,752.43
SU-000425	PBR-LebanonBkr,PRLY, PIN, PRTU	230,372.59
SU-000432	REL-MOREHEAD 683-605 MOS	63,315.04
SU-000433	RST-Danville North PCA,PAR,PIN	53,351.85
SU-000434	PDFR West Garrard	34,763.80
SU-000435	REL-RICHMOND 3 MOS	47,375.81
SU-000438	REL-Donerail MOS	135,227.83
SU-000439	TEP-Etown Bay Add	69,317.94
SU-000440	Lebanon 69kV Line	105,668.10
SU-000445	TEP-Hoover Cap Bank	541,730.11
SU-000458	TEP-1128-Redun Relay/Protect	14,558.16

Grand Total

249,691,793.37

[ToC](#)

KENTUCKY UTILITIES COMPANY
RECONCILIATION OF SUMMARY OF UTILITY PLANT TO INCOME STATEMENT DEPRECIATION AND AMORTIZATION - REGULATORY ACCOUNTING
June 2020

	YTD Accruals	YTD Acct - 254	YTD IS Neutrality ARO Child Depr.	YTD Locomotives Acct - 151060	YTD Railcar Acct - 151060	YTD Gas Pipeline Acct - 151061	YTD Transportation Acct - 184315	YTD TC1 Cooling Twr Acct - 421001	Rounding	End Balance		
DEPRECIATION												
Electric Distribution	(19,076,738.57)	-	-	-	-	-	-	-	-	(19,076,738.57)	(19,076,738.57)	-
Electric Distribution - ARO	(5,414.95)	-	5,414.95	-	-	-	-	-	-	-	-	-
Electric General Plant	(6,876,372.82)	-	-	-	-	-	252,129.24	-	-	(6,624,243.58)	(6,624,243.58)	-
Electric Hydro Production	(648,364.47)	-	-	-	-	-	-	-	-	(648,364.47)	(648,364.47)	-
Electric Hydro Production - ARO	(8,944.08)	-	8,944.08	-	-	-	-	-	-	-	-	-
Electric Other Production	(21,528,174.42)	-	-	-	-	697,024.14	-	-	-	(20,831,150.28)	(20,831,150.28)	-
Electric Other Production - ARO	(10,074.72)	-	10,074.72	-	-	-	-	-	-	-	-	-
Electric Steam Production	(95,507,738.05)	-	-	-	-	-	-	-	-	(95,507,738.05)	(95,507,738.05)	-
Electric Steam Production - ARO	(6,647,993.33)	-	6,647,993.33	-	-	-	-	-	-	-	-	-
Electric Transmission	(13,716,485.20)	-	-	-	-	-	-	-	-	(13,716,485.20)	(13,716,485.20)	-
Electric Transmission - ARO	(3,684.54)	-	3,684.54	-	-	-	-	-	-	-	-	-
	<u>(164,029,985.15)</u>	-	<u>6,676,111.62</u>	-	-	<u>697,024.14</u>	<u>252,129.24</u>	-	-	<u>(156,404,720.15)</u>	<u>(156,404,720.15)</u>	-
AMORTIZATION												
Intangibles	(8,237,192.36)	-	-	-	-	-	-	-	-	(8,237,192.36)	(8,237,192.36)	-
Leaseholds	-	-	-	-	-	-	-	-	-	-	-	-
	<u>(8,237,192.36)</u>	-	-	-	-	-	-	-	-	<u>(8,237,192.36)</u>	<u>(8,237,192.36)</u>	-
TOTAL ACCRUAL & AMORTIZATION	<u>(172,267,177.51)</u>									<u>(164,641,912.51)</u>	<u>(164,641,912.51)</u>	

KU - Elec Utility Rev & Exp - YTD	
Depreciation	(156,404,720.15)
Depreciation for ARO	(8,237,192.36)
Amortization	<u>(164,641,912.51)</u>
	-

[ToC](#)

KENTUCKY UTILITIES COMPANY
 TOTAL PLANT IN SERVICE - ELECTRIC - NBV - REGULATORY ACCOUNTING
 June 2020

KY, VA, TN	Beginning Balance	Additions	Retirements	Transfers/ Adjustments	Net Additions	Ending Balance	Reserve	Total Plant in Service Net Book Value
TOTAL 101 & 106								
Plant in Service								
Electric Distribution								
E360.10-Land Rights	2,613,745.11	-	-	-	-	2,613,745.11	(1,521,583.29)	1,092,161.82
E360.20-Land	6,445,100.64	(75,687.73)	-	2,552.30	(73,135.43)	6,371,965.21	(0.00)	6,371,965.21
E361.00-Structures and Improvements	23,585,471.40	906,276.08	(38,282.89)	-	867,993.19	24,453,464.59	(3,321,519.05)	21,131,945.54
E362.00-Station Equipment	247,209,432.15	12,690,068.75	(512,168.88)	-	12,177,899.87	259,387,332.02	(58,520,012.18)	200,867,319.84
E364.00-Poles, Towers, and Fixtures	441,841,505.13	10,434,946.64	(697,535.36)	-	9,737,411.28	451,578,916.41	(178,929,900.83)	272,649,015.58
E365.00-OH Conductors and Devices	443,558,155.25	16,072,486.31	(10,552,026.06)	833.65	5,521,293.90	449,079,449.15	(104,432,585.67)	344,646,863.48
E366.00-Underground Conduit	2,442,292.84	81,763.00	-	-	81,763.00	2,524,055.84	(1,089,070.07)	1,434,985.77
E367.00-UG Conductors and Devices	214,734,845.27	4,560,486.02	(298,761.98)	-	4,261,724.04	218,996,569.31	(56,303,488.82)	162,693,080.49
E368.00-Line Transformers	324,875,398.13	4,177,605.06	(50,615.20)	(833.65)	4,126,156.21	329,001,554.34	(154,030,285.33)	174,971,269.01
E369.00-Services	131,131,121.48	63,775.69	-	-	63,775.69	131,194,897.17	(67,596,187.78)	63,596,709.39
E370.00-Meters	63,851,139.29	674,207.89	-	-	674,207.89	64,525,347.18	(34,497,039.53)	30,028,307.65
E370.01-Meters AMS	2,900,336.75	28,378.23	-	-	28,378.23	2,928,714.98	(433,209.70)	2,495,505.28
E370.11-Meters AMI	770.41	-	-	-	-	770.41	(68.08)	688.33
E370.20-Meters CT and PT	11,614,807.14	-	(65,232.74)	-	(65,232.74)	11,549,574.40	(6,136,396.90)	5,413,177.50
E371.00-Install on Customer Premise	-	-	-	-	-	-	(0.08)	(0.08)
E371.01-Install Charging Stations - 101	159,233.81	-	-	-	-	159,233.81	(15,335.92)	143,897.89
E373.00-Street Lighting / Signal Sy	128,091,316.08	9,422,991.85	(2,268,839.59)	-	7,154,152.26	135,245,468.34	(48,376,478.89)	86,868,989.45
E374.05-ARO Cost Elec Dist (L/B)	486,475.13	-	(1,584.35)	-	(1,584.35)	484,890.78	(62,984.71)	421,906.07
E374.07-ARO Cost Elec Dist (Eqp)	25,485.32	-	-	-	-	25,485.32	(69,412.27)	(43,926.95)
	2,045,566,631.33	59,037,297.79	(14,485,047.05)	2,552.30	44,554,803.04	2,090,121,434.37	(715,337,573.10)	1,374,783,861.27
Electric General Plant								
E389.20-Land	3,685,284.01	24,694.08	(254,565.12)	129,001.51	(100,869.53)	3,584,414.48	-	3,584,414.48
E390.10-Structures and Improvements	78,245,341.89	1,779,857.27	(72,302.09)	-	1,707,555.18	79,952,897.07	(15,082,411.76)	64,870,485.31
E390.20-Improvements to Leased Property	405,820.43	-	(380,774.34)	-	(380,774.34)	25,046.09	46,536.99	71,583.08
E391.10-Office Equipment	12,276,222.03	775,905.61	(46,755.50)	-	729,150.11	13,005,372.14	(6,028,172.92)	6,977,199.22
E391.20-Non PC Computer Equipment	29,945,473.84	(293,828.67)	(2,699,659.38)	-	(2,993,488.05)	26,951,985.79	(12,490,167.23)	14,461,818.56
E391.30-Cash Processing Equipment	-	-	-	-	-	-	-	-
E391.31-Personal Computers	5,092,178.21	1,488,489.85	(59,007.00)	-	1,429,482.85	6,521,661.06	(1,663,928.48)	4,857,732.58
E392.00-Cars and Light Trucks	1,946,283.85	154,421.21	(19,170.48)	-	135,250.73	2,081,534.58	(779,071.11)	1,302,463.47
E392.10-Heavy Trucks and Other	5,900,276.08	636,453.35	(27,247.29)	-	609,206.06	6,509,482.14	(3,625,989.33)	2,883,492.81
E393.00-Stores Equipment	839,934.28	61,315.31	(8,677.82)	-	52,637.49	892,571.77	(440,724.68)	451,847.09
E394.00-Tools, Shop, and Garage Equ	15,014,148.13	675,626.45	(31,390.48)	-	644,235.97	15,658,384.10	(5,415,922.26)	10,242,461.84
E395.00-Laboratory Equipment	-	-	-	-	-	-	(0.00)	(0.00)
E396.00-Power Op Equip - Lg Mach	-	-	-	-	-	-	(0.00)	(0.00)
E396.10-Power Op Equip-Lg Mach	4,948,392.86	(5,964.97)	-	-	(5,964.97)	4,942,427.89	(1,438,769.53)	3,503,658.36
E396.20-Power Op Equip-Other	1,044,051.11	-	-	-	-	1,044,051.11	(349,059.75)	694,991.36
E397.00- Microwave, Fiber, Other	35,405,977.85	161,386.90	-	258,033.74	419,420.64	35,825,398.49	(15,181,416.34)	20,643,982.15
E397.10-Comm Eq Radio and Telephone	24,623,566.96	(41,363.88)	-	(258,033.74)	(299,397.62)	24,324,169.34	(14,917,130.64)	9,407,038.70
E397.20-DSM Communication Equipment	7,605,583.80	1,107.31	-	-	1,107.31	7,606,691.11	(4,261,153.75)	3,345,537.36
E398.00-Miscellaneous Equipment	-	-	-	-	-	-	0.00	0.00
	226,978,535.33	5,418,099.82	(3,599,549.50)	129,001.51	1,947,551.83	228,926,087.16	(81,627,380.79)	147,298,706.37

[ToC](#)

KENTUCKY UTILITIES COMPANY
 TOTAL PLANT IN SERVICE - ELECTRIC - NBV - REGULATORY ACCOUNTING
 June 2020

KY, VA, TN	Beginning Balance	Additions	Retirements	Transfers/ Adjustments	Net Additions	Ending Balance	Reserve	Total Plant in Service Net Book Value
TOTAL 101 & 106								
Electric Hydro Production								
E330.10-Land Rights	855,636.47	-	-	-	-	855,636.47	(855,635.60)	0.87
E331.00-Structures and Improvements	4,532,355.14	(5,740.95)	-	-	(5,740.95)	4,526,614.19	(526,791.92)	3,999,822.27
E332.00-Reservoirs, Dams, and Water	21,885,646.37	-	(1,201.51)	-	(1,201.51)	21,884,444.86	(10,734,447.32)	11,149,997.54
E333.00-Water Wheels, Turbines, Gen	14,046,741.58	-	-	-	-	14,046,741.58	(3,202,718.85)	10,844,022.73
E334.00-Accessory Electric Equipmen	1,335,603.21	25,333.94	(290.00)	-	25,043.94	1,360,647.15	(384,781.19)	975,865.96
E335.00-Misc Power Plant Equipment	329,374.18	-	-	-	-	329,374.18	(174,515.01)	154,859.17
E336.00-Roads, Railroads, and Bridg	234,509.13	-	(35,609.30)	-	(35,609.30)	198,899.83	65,362.48	264,262.31
E337.07-ARO Cost Hydro Prod (Eqp)	645,787.99	-	-	-	-	645,787.99	(82,310.35)	563,477.64
	43,865,654.07	19,592.99	(37,100.81)	-	(17,507.82)	43,848,146.25	(15,895,837.76)	27,952,308.49
Electric Intangible Plant								
E301.00-Organization	44,455.58	-	-	-	-	44,455.58	-	44,455.58
E302.00-Franchises and Consents	55,918.83	-	-	-	-	55,918.83	(74,419.97)	(18,501.14)
E303.00-Misc Intangible Plant	67,553,380.79	7,229,747.94	(4,191,590.96)	-	3,038,156.98	70,591,537.77	(34,072,311.56)	36,519,226.21
E303.10-CCS Software	18,744,035.06	807.82	-	-	807.82	18,744,842.88	(8,088,609.54)	10,656,233.34
E303.30-Cloud Software Non Current	-	-	-	-	-	-	-	-
E303.40-Cloud Software Prepaids	-	-	-	-	-	-	-	-
	86,397,790.26	7,230,555.76	(4,191,590.96)	-	3,038,964.80	89,436,755.06	(42,235,341.07)	47,201,413.99
Electric Other Production								
E340.10-Land Rights	176,409.31	-	-	-	-	176,409.31	(134,050.00)	42,359.31
E340.20-Land	718,103.59	-	-	-	-	718,103.59	-	718,103.59
E341.00-Structures and Improvements	90,504,500.53	(65,271.02)	(56,499.05)	-	(121,770.07)	90,382,730.46	(31,017,549.13)	59,365,181.33
E342.00-Fuel Holders, Producers, Ac	63,133,825.60	(68.64)	(48,431.58)	-	(48,500.22)	63,085,325.38	(24,720,456.80)	38,364,868.58
E342.01-AROP Fuel Holders, Prod, Ac	-	-	-	-	-	-	0.00	0.00
E343.00-Prime Movers	668,363,592.74	17,792,870.36	(4,383,766.60)	-	13,409,103.76	681,772,696.50	(254,422,895.61)	427,349,800.89
E344.00-Generators	137,556,371.75	194,465.82	(630,285.22)	-	(435,819.40)	137,120,552.35	(51,761,433.38)	85,359,118.97
E345.00-Accessory Electric Equipmen	76,205,406.24	644,653.39	-	-	644,653.39	76,850,059.63	(33,089,259.03)	43,760,800.60
E345.01-AROP Accessory Electric Equipmen	-	-	-	-	-	-	-	-
E346.00-Misc Power Plant Equipment	9,274,950.00	24,278.09	-	-	24,278.09	9,299,228.09	(4,244,701.68)	5,054,526.41
E347.07-ARO Cost Other Prod (Eqp)	406,991.12	-	-	-	-	406,991.12	(103,751.18)	303,239.94
	1,046,340,150.88	18,590,928.00	(5,118,982.45)	-	13,471,945.55	1,059,812,096.43	(399,494,096.81)	660,317,999.62

[ToC](#)

KENTUCKY UTILITIES COMPANY
 TOTAL PLANT IN SERVICE - ELECTRIC - NBV - REGULATORY ACCOUNTING
 June 2020

KY, VA, TN	Beginning Balance	Additions	Retirements	Transfers/ Adjustments	Net Additions	Ending Balance	Reserve	Total Plant in Service Net Book Value
TOTAL 101 & 106								
Electric Steam Production								
E310.20-Land	24,943,362.20	44,029.64	-	-	44,029.64	24,987,391.84	-	24,987,391.84
E311.00-Structures and Improvements	351,395,782.45	2,171,443.75	(2,210,654.55)	-	(39,210.80)	351,356,571.65	(158,156,862.24)	193,199,709.41
E311.01-AROP Structures and Improv	-	-	-	-	-	-	-	-
E312.00-Boiler Plant Equipment	4,065,400,613.55	232,809,798.23	(19,833,105.69)	-	212,976,692.54	4,278,377,306.09	(1,375,913,839.72)	2,902,463,466.37
E312.01-AROP Boiler Plant Equipment	-	-	-	-	-	-	-	-
E314.00-Turbogenerator Units	336,536,844.04	2,866,022.58	(2,833,650.12)	-	32,372.46	336,569,216.50	(143,190,346.22)	193,378,870.28
E314.01-AROP Turbogenerator Units	-	-	-	-	-	-	-	-
E315.00-Accessory Electric Equipmen	258,560,974.13	1,133,547.98	(729,468.07)	-	404,079.91	258,965,054.04	(120,980,497.02)	137,984,557.02
E315.01-AROP Accessory Electric Equipmen	-	-	-	-	-	-	-	-
E316.00-Misc Power Plant Equip	39,344,056.61	1,043,237.58	(182,172.06)	-	861,065.52	40,205,122.13	(17,427,959.31)	22,777,162.82
E317.07-ARO Cost Steam (Eqp)	18,102,066.09	-	(542,275.10)	-	(542,275.10)	17,559,790.99	(4,058,061.59)	13,501,729.40
E317.08-ARO Cost Steam (CCR)	167,880,799.87	-	(43,913,603.41)	27,820,597.70	(16,093,005.71)	151,787,794.16	(100,498,428.18)	51,289,365.98
	5,262,164,498.94	240,068,079.76	(70,244,929.00)	27,820,597.70	197,643,748.46	5,459,808,247.40	(1,920,225,994.28)	3,539,582,253.12
Electric Transmission								
E350.10-Land Rights	29,552,045.48	-	-	-	-	29,552,045.48	(18,230,716.98)	11,321,328.50
E350.20-Land	2,362,496.70	-	-	-	-	2,362,496.70	-	2,362,496.70
E352.10-Struct & Imp-Non Sys Contro	33,695,572.61	66,270.17	(15,840.01)	-	50,430.16	33,746,002.77	(8,267,388.87)	25,478,613.90
E352.20-Struct & Imp-Sys Control/Co	5,772.53	(5,772.53)	-	-	(5,772.53)	-	(0.45)	(0.45)
E353.10-Station Equipment - Non Sys	355,431,255.50	6,271,808.09	(343,324.87)	889,166.40	6,817,649.62	362,248,905.12	(83,734,890.08)	278,514,015.04
E353.11-AROP Station Equip Non Sys	-	-	-	-	-	-	(0.00)	(0.00)
E353.20-Station Equip-Sys Control	2,027,756.95	-	-	(889,166.40)	(889,166.40)	1,138,590.55	(1,251,880.62)	(113,290.07)
E354.00-Towers and Fixtures	77,967,975.88	-	-	-	-	77,967,975.88	(54,271,321.71)	23,696,654.17
E355.00-Poles and Fixtures	425,161,955.33	25,498,406.27	(330,010.82)	-	25,168,395.45	450,330,350.78	(88,419,343.48)	361,911,007.30
E356.00-OH Conductors and Devices	210,617,049.57	18,388,573.17	(71,489.36)	-	18,317,083.81	228,934,133.38	(121,815,398.58)	107,118,734.80
E357.00-Underground Conduit	677,568.72	4,310.12	(63,385.03)	-	(59,074.91)	618,493.81	(206,431.00)	412,062.81
E358.00-UG Conductors and Devices	1,364,289.20	(41,696.16)	(87,624.78)	-	(129,320.94)	1,234,968.26	(885,621.72)	349,346.54
E359.15-ARO Cost Transm (L/B)	38,195.86	-	-	-	-	38,195.86	(8,120.89)	30,074.97
E359.17-ARO Cost Transm (Eqp)	216,121.55	-	-	-	-	216,121.55	(102,106.78)	114,014.77
	1,139,118,055.88	50,181,899.13	(911,674.87)	-	49,270,224.26	1,188,388,280.14	(377,193,221.16)	811,195,058.98
Total Plant in Service	9,850,431,316.69	380,546,453.25	(98,588,874.64)	27,952,151.51	309,909,730.12	10,160,341,046.81	(3,552,009,444.97)	6,608,331,601.84

KENTUCKY UTILITIES COMPANY

[ToC](#)TOTAL PLANT IN SERVICE - ELECTRIC - COST - REGULATORY ACCOUNTING
June 2020

KY, VA, TN Plant in Service TOTAL 101	Beginning Balance	Additions	Retirements	Transfers/ Adjustments	Net Additions	Ending Balance
Electric Distribution						
E360.10-Land Rights	2,613,745.11	-	-	-	-	2,613,745.11
E360.20-Land	6,278,890.91	90,522.00	-	2,552.30	93,074.30	6,371,965.21
E361.00-Structures and Improvements	15,659,448.44	497,624.66	(38,282.89)	-	459,341.77	16,118,790.21
E362.00-Station Equipment	221,969,156.58	3,717,436.72	(512,168.88)	-	3,205,267.84	225,174,424.42
E364.00-Poles, Towers, and Fixtures	421,243,086.88	12,418,137.42	(697,535.36)	-	11,720,602.06	432,963,688.94
E365.00-OH Conductors and Devices	390,395,566.34	51,538,113.32	(10,552,026.06)	833.65	40,986,920.91	431,382,487.25
E366.00-Underground Conduit	2,440,498.62	81,164.42	-	-	81,164.42	2,521,663.04
E367.00-UG Conductors and Devices	208,191,642.61	1,571,689.93	(298,761.98)	-	1,272,927.95	209,464,570.56
E368.00-Line Transformers	323,993,049.67	7,855.58	(50,615.20)	(833.65)	(43,593.27)	323,949,456.40
E369.00-Services	131,076,427.81	-	-	-	-	131,076,427.81
E370.00-Meters	63,594,396.32	18,497.02	-	-	18,497.02	63,612,893.34
E370.01-Meters AMS	2,894,834.71	-	-	-	-	2,894,834.71
E370.11-Meters AMI	770.41	-	-	-	-	770.41
E370.20-Meters CT and PT	11,614,807.14	-	(65,232.74)	-	(65,232.74)	11,549,574.40
E371.00-Install on Customer Premise	-	-	-	-	-	-
E371.01-Install Charging Stations - 101	159,233.81	-	-	-	-	159,233.81
E373.00-Street Lighting / Signal Sy	122,843,100.62	11,838,568.41	(2,268,839.59)	-	9,569,728.82	132,412,829.44
E374.05-ARO Cost Elec Dist (L/B)	486,475.13	-	(1,584.35)	-	(1,584.35)	484,890.78
E374.07-ARO Cost Elec Dist (Eqp)	25,485.32	-	-	-	-	25,485.32
	1,925,480,616.43	81,779,609.48	(14,485,047.05)	2,552.30	67,297,114.73	1,992,777,731.16
Electric General Plant						
E389.20-Land	3,685,284.01	24,694.08	(254,565.12)	129,001.51	(100,869.53)	3,584,414.48
E390.10-Structures and Improvements	71,141,250.53	5,903,446.63	(72,302.09)	-	5,831,144.54	76,972,395.07
E390.20-Improvements to Leased Property	405,820.43	-	(380,774.34)	-	(380,774.34)	25,046.09
E391.10-Office Equipment	12,239,105.03	618,344.94	(46,755.50)	-	571,589.44	12,810,694.47
E391.20-Non PC Computer Equipment	25,805,336.73	973,758.58	(2,699,659.38)	-	(1,725,900.80)	24,079,435.93
E391.30-Cash Processing Equipment	-	-	-	-	-	-
E391.31-Personal Computers	5,092,134.06	1,365,942.49	(59,007.00)	-	1,306,935.49	6,399,069.55
E392.00-Cars and Light Trucks	1,707,240.20	393,464.86	(19,170.48)	-	374,294.38	2,081,534.58
E392.10-Heavy Trucks and Other	5,876,572.23	660,157.20	(27,247.29)	-	632,909.91	6,509,482.14
E393.00-Stores Equipment	839,934.28	61,315.31	(8,677.82)	-	52,637.49	892,571.77
E394.00-Tools, Shop, and Garage Equ	14,371,783.21	417,038.68	(31,390.48)	-	385,648.20	14,757,431.41
E395.00-Laboratory Equipment	-	-	-	-	-	-
E396.00-Power Op Equip - Lg Mach	-	-	-	-	-	-
E396.10-Power Op Equip-Lg Mach	4,295,928.32	537,036.56	-	-	537,036.56	4,832,964.88
E396.20-Power Op Equip-Other	619,624.37	424,426.74	-	-	424,426.74	1,044,051.11
E397.00- Microwave, Fiber, Other	35,196,487.39	172,453.53	-	258,033.74	430,487.27	35,626,974.66
E397.10-Comm Eq Radio and Telephone	21,818,020.03	721,437.27	-	(258,033.74)	463,403.53	22,281,423.56
E397.20-DSM Communication Equipment	7,605,475.12	-	-	-	-	7,605,475.12
E398.00-Miscellaneous Equipment	-	-	-	-	-	-
	210,699,995.94	12,273,516.87	(3,599,549.50)	129,001.51	8,802,968.88	219,502,964.82

KENTUCKY UTILITIES COMPANY

[ToC](#)TOTAL PLANT IN SERVICE - ELECTRIC - COST - REGULATORY ACCOUNTING
June 2020

	Beginning Balance	Additions	Retirements	Transfers/ Adjustments	Net Additions	Ending Balance
KY, VA, TN Plant in Service						
Electric Hydro Production						
E330.10-Land Rights	855,636.47	-	-	-	-	855,636.47
E331.00-Structures and Improvements	3,330,950.90	1,186,663.40	-	-	1,186,663.40	4,517,614.30
E332.00-Reservoirs, Dams, and Water	21,885,646.37	-	(1,201.51)	-	(1,201.51)	21,884,444.86
E333.00-Water Wheels, Turbines, Gen	14,046,741.58	-	-	-	-	14,046,741.58
E334.00-Accessory Electric Equipmen	1,335,603.21	-	(290.00)	-	(290.00)	1,335,313.21
E335.00-Misc Power Plant Equipment	329,374.18	-	-	-	-	329,374.18
E336.00-Roads, Railroads, and Bridg	234,509.13	-	(35,609.30)	-	(35,609.30)	198,899.83
E337.07-ARO Cost Hydro Prod (Eqp)	645,787.99	-	-	-	-	645,787.99
	42,664,249.83	1,186,663.40	(37,100.81)	-	1,149,562.59	43,813,812.42
Electric Intangible Plant						
E301.00-Organization	44,455.58	-	-	-	-	44,455.58
E302.00-Franchises and Consents	55,918.83	-	-	-	-	55,918.83
E303.00-Misc Intangible Plant	61,543,954.11	2,872,967.66	(4,191,590.96)	-	(1,318,623.30)	60,225,330.81
E303.10-CCS Software	18,416,510.52	-	-	-	-	18,416,510.52
E303.30-Cloud Software Non Current	-	-	-	-	-	-
E303.40-Cloud Software Prepays	-	-	-	-	-	-
	80,060,839.04	2,872,967.66	(4,191,590.96)	-	(1,318,623.30)	78,742,215.74
Electric Other Production						
E340.10-Land Rights	176,409.31	-	-	-	-	176,409.31
E340.20-Land	718,103.59	-	-	-	-	718,103.59
E341.00-Structures and Improvements	89,331,241.68	1,107,987.83	(56,499.05)	-	1,051,488.78	90,382,730.46
E342.00-Fuel Holders, Producers, Ac	63,118,020.74	15,736.22	(48,431.58)	-	(32,695.36)	63,085,325.38
E342.01-AROP Fuel Holders, Prod, Ac	-	-	-	-	-	-
E343.00-Prime Movers	650,805,403.18	12,352,650.15	(4,383,766.60)	-	7,968,883.55	658,774,286.73
E344.00-Generators	136,232,711.37	1,166,147.36	(630,285.22)	-	535,862.14	136,768,573.51
E345.00-Accessory Electric Equipmen	75,589,752.96	949,664.11	-	-	949,664.11	76,539,417.07
E345.01-AROP Accessory Electric Equipmen	-	-	-	-	-	-
E346.00-Misc Power Plant Equipment	9,150,416.66	132,006.29	-	-	132,006.29	9,282,422.95
E347.07-ARO Cost Other Prod (Eqp)	406,991.12	-	-	-	-	406,991.12
	1,025,529,050.61	15,724,191.96	(5,118,982.45)	-	10,605,209.51	1,036,134,260.12

KENTUCKY UTILITIES COMPANY

[ToC](#)TOTAL PLANT IN SERVICE - ELECTRIC - COST - REGULATORY ACCOUNTING
June 2020

	Beginning Balance	Additions	Retirements	Transfers/ Adjustments	Net Additions	Ending Balance
KY, VA, TN Plant in Service						
Electric Steam Production						
E310.20-Land	24,943,362.20	27,635.93	-	-	27,635.93	24,970,998.13
E311.00-Structures and Improvements	347,887,163.05	2,131,928.38	(2,210,654.55)	-	(78,726.17)	347,808,436.88
E311.01-AROP Structures and Improv	-	-	-	-	-	-
E312.00-Boiler Plant Equipment	3,898,113,483.41	48,663,606.59	(19,833,105.69)	-	28,830,500.90	3,926,943,984.31
E312.01-AROP Boiler Plant Equipment	-	-	-	-	-	-
E314.00-Turbogenerator Units	311,019,404.30	22,489,231.43	(2,833,650.12)	-	19,655,581.31	330,674,985.61
E314.01-AROP Turbogenerator Units	-	-	-	-	-	-
E315.00-Accessory Electric Equipmen	250,261,145.62	7,190,553.80	(729,468.07)	-	6,461,085.73	256,722,231.35
E315.01-AROP Accessory Electric Equipmen	-	-	-	-	-	-
E316.00-Misc Power Plant Equip	38,453,587.17	1,352,081.24	(182,172.06)	-	1,169,909.18	39,623,496.35
E317.07-ARO Cost Steam (Eqp)	18,102,066.09	-	(542,275.10)	-	(542,275.10)	17,559,790.99
E317.08-ARO Cost Steam (CCR)	167,880,799.87	-	(43,913,603.41)	27,820,597.70	(16,093,005.71)	151,787,794.16
	5,056,661,011.71	81,855,037.37	(70,244,929.00)	27,820,597.70	39,430,706.07	5,096,091,717.78
Electric Transmission						
E350.10-Land Rights	29,552,045.48	-	-	-	-	29,552,045.48
E350.20-Land	2,362,496.70	-	-	-	-	2,362,496.70
E352.10-Struct & Imp-Non Sys Contro	31,173,082.36	395,931.35	(15,840.01)	-	380,091.34	31,553,173.70
E352.20-Struct & Imp-Sys Control/Co	-	-	-	-	-	-
E353.10-Station Equipment - Non Sys	309,381,590.47	16,340,413.90	(343,324.87)	889,166.40	16,886,255.43	326,267,845.90
E353.11-AROP Station Equip Non Sys	-	-	-	-	-	-
E353.20-Station Equip-Sys Control	2,027,756.95	-	-	(889,166.40)	(889,166.40)	1,138,590.55
E354.00-Towers and Fixtures	77,967,975.88	-	-	-	-	77,967,975.88
E355.00-Poles and Fixtures	361,436,514.53	14,997,327.06	(330,010.82)	-	14,667,316.24	376,103,830.77
E356.00-OH Conductors and Devices	191,738,565.07	7,099,841.73	(71,489.36)	-	7,028,352.37	198,766,917.44
E357.00-Underground Conduit	448,760.26	-	(63,385.03)	-	(63,385.03)	385,375.23
E358.00-UG Conductors and Devices	1,303,529.01	593.33	(87,624.78)	-	(87,031.45)	1,216,497.56
E359.15-ARO Cost Transm (L/B)	38,195.86	-	-	-	-	38,195.86
E359.17-ARO Cost Transm (Eqp)	216,121.55	-	-	-	-	216,121.55
	1,007,646,634.12	38,834,107.37	(911,674.87)	-	37,922,432.50	1,045,569,066.62
Total 101 Plant in Service	9,348,742,397.68	234,526,094.11	(98,588,874.64)	27,952,151.51	163,889,370.98	9,512,631,768.66
106 - Construction Completed not Classified						
Electric Distribution						
E360.20-Land	166,209.73	(166,209.73)	-	-	(166,209.73)	-
E361.00-Structures and Improvements	7,926,022.96	408,651.42	-	-	408,651.42	8,334,674.38
E362.00-Station Equipment	25,240,275.57	8,972,632.03	-	-	8,972,632.03	34,212,907.60
E364.00-Poles, Towers, and Fixtures	20,598,418.25	(1,983,190.78)	-	-	(1,983,190.78)	18,615,227.47
E365.00-OH Conductors and Devices	53,162,588.91	(35,465,627.01)	-	-	(35,465,627.01)	17,696,961.90
E366.00-Underground Conduit	1,794.22	598.58	-	-	598.58	2,392.80
E367.00-UG Conductors and Devices	6,543,202.66	2,988,796.09	-	-	2,988,796.09	9,531,998.75
E368.00-Line Transformers	882,348.46	4,169,749.48	-	-	4,169,749.48	5,052,097.94
E369.00-Services	54,693.67	63,775.69	-	-	63,775.69	118,469.36
E370.00-Meters	256,742.97	655,710.87	-	-	655,710.87	912,453.84
E370.01-Meters AMS	5,502.04	28,378.23	-	-	28,378.23	33,880.27

KENTUCKY UTILITIES COMPANY

[ToC](#)TOTAL PLANT IN SERVICE - ELECTRIC - COST - REGULATORY ACCOUNTING
June 2020

	Beginning Balance	Additions	Retirements	Transfers/ Adjustments	Net Additions	Ending Balance
KY, VA, TN Plant in Service						
E370.11-Meters AMI	-	-	-	-	-	-
E371.00-Install on Customer Premise	-	-	-	-	-	-
E373.00-Street Lighting / Signal Sy	5,248,215.46	(2,415,576.56)	-	-	(2,415,576.56)	2,832,638.90
	120,086,014.90	(22,742,311.69)	-	-	(22,742,311.69)	97,343,703.21
Electric General Plant						
E390.10-Structures and Improvements	7,104,091.36	(4,123,589.36)	-	-	(4,123,589.36)	2,980,502.00
E391.10-Office Equipment	37,117.00	157,560.67	-	-	157,560.67	194,677.67
E391.20-Non PC Computer Equipment	4,140,137.11	(1,267,587.25)	-	-	(1,267,587.25)	2,872,549.86
E391.30-Cash Processing Equipment	-	-	-	-	-	-
E391.31-Personal Computers	44.15	122,547.36	-	-	122,547.36	122,591.51
E392.00-Cars and Light Trucks	239,043.65	(239,043.65)	-	-	(239,043.65)	-
E392.10-Heavy Trucks and Other	23,703.85	(23,703.85)	-	-	(23,703.85)	-
E393.00-Stores Equipment	-	-	-	-	-	-
E394.00-Tools, Shop, and Garage Equ	642,364.92	258,587.77	-	-	258,587.77	900,952.69
E396.00-Power Op Equip - Lg Mach	-	-	-	-	-	-
E396.10-Power Op Equip-Lg Mach	652,464.54	(543,001.53)	-	-	(543,001.53)	109,463.01
E396.20-Power Op Equip-Other	424,426.74	(424,426.74)	-	-	(424,426.74)	-
E397.00-Comm Equip Microwave	209,490.46	(11,066.63)	-	-	(11,066.63)	198,423.83
E397.10-Comm Equip General	2,805,546.93	(762,801.15)	-	-	(762,801.15)	2,042,745.78
E397.20-Communication Equipment	108.68	1,107.31	-	-	1,107.31	1,215.99
	16,278,539.39	(6,855,417.05)	-	-	(6,855,417.05)	9,423,122.34
Electric Hydro Production						
E331.00-Structures and Improvements	1,201,404.24	(1,192,404.35)	-	-	(1,192,404.35)	8,999.89
E332.00-Reservoirs, Dams, and Water	-	-	-	-	-	-
E333.00-Water Wheels, Turbines, Gen	0.00	-	-	-	-	0.00
E334.00-Accessory Elec Equip	-	25,333.94	-	-	25,333.94	25,333.94
E335.00-Misc Power Plant Equipment	-	-	-	-	-	-
E336.00-Roads, Railroads, and Bridg	-	-	-	-	-	-
	1,201,404.24	(1,167,070.41)	-	-	(1,167,070.41)	34,333.83
Electric Intangible Plant						
E303.00-Misc Intangible Plant	6,009,426.68	4,356,780.28	-	-	4,356,780.28	10,366,206.96
E303.10-CCS Software	327,524.54	807.82	-	-	807.82	328,332.36
E303.30-Cloud Software Non Current	-	-	-	-	-	-
E303.40-Cloud Software Prepaids	-	-	-	-	-	-
	6,336,951.22	4,357,588.10	-	-	4,357,588.10	10,694,539.32
Electric Other Production						
E341.00-Structures and Improvements	1,173,258.85	(1,173,258.85)	-	-	(1,173,258.85)	0.00
E342.00-Fuel Holders, Producers, Ac	15,804.86	(15,804.86)	-	-	(15,804.86)	-
E343.00-Prime Movers	17,558,189.56	5,440,220.21	-	-	5,440,220.21	22,998,409.77
E344.00-Generators	1,323,660.38	(971,681.54)	-	-	(971,681.54)	351,978.84
E345.00-Accessory Electric Equip	615,653.28	(305,010.72)	-	-	(305,010.72)	310,642.56
E346.00-Misc Power Plant Equip	124,533.34	(107,728.20)	-	-	(107,728.20)	16,805.14
	20,811,100.27	2,866,736.04	-	-	2,866,736.04	23,677,836.31

KENTUCKY UTILITIES COMPANY

[ToC](#)TOTAL PLANT IN SERVICE - ELECTRIC - COST - REGULATORY ACCOUNTING
June 2020

	Beginning Balance	Additions	Retirements	Transfers/ Adjustments	Net Additions	Ending Balance
KY, VA, TN Plant in Service						
Electric Steam Production						
E310.20-Land	-	16,393.71	-	-	16,393.71	16,393.71
E311.00-Structures and Improvements	3,508,619.40	39,515.37	-	-	39,515.37	3,548,134.77
E311.01-AROP Structures and Improvements	-	-	-	-	-	-
E312.00-Boiler Plant Equipment	167,287,130.14	184,146,191.64	-	-	184,146,191.64	351,433,321.78
E314.00-Turbogenerator Units	25,517,439.74	(19,623,208.85)	-	-	(19,623,208.85)	5,894,230.89
E315.00-Accessory Electric Equipmen	8,299,828.51	(6,057,005.82)	-	-	(6,057,005.82)	2,242,822.69
E316.00-Misc Power Plant Equip	890,469.44	(308,843.66)	-	-	(308,843.66)	581,625.78
	205,503,487.23	158,213,042.39	-	-	158,213,042.39	363,716,529.62
Electric Transmission						
E350.10-Land Rights	-	-	-	-	-	-
E350.20-Land	-	-	-	-	-	-
E352.10-Struct & Imp-Non Sys Contro	2,522,490.25	(329,661.18)	-	-	(329,661.18)	2,192,829.07
E352.20-Struct & Imp-Sys Control/Co - 106	5,772.53	(5,772.53)	-	-	(5,772.53)	-
E353.10-Station Equipment - Non Sys	46,049,665.03	(10,068,605.81)	-	-	(10,068,605.81)	35,981,059.22
E353.20-Station Equip-Sys Control	-	-	-	-	-	-
E354.00-Towers and Fixtures	(0.00)	-	-	-	-	(0.00)
E355.00-Poles and Fixtures	63,725,440.80	10,501,079.21	-	-	10,501,079.21	74,226,520.01
E356.00-OH Conductors and Devices	18,878,484.50	11,288,731.44	-	-	11,288,731.44	30,167,215.94
E357.00-Underground Conduit	228,808.46	4,310.12	-	-	4,310.12	233,118.58
E358.00-UG Conductors and Devices	60,760.19	(42,289.49)	-	-	(42,289.49)	18,470.70
	131,471,421.76	11,347,791.76	-	-	11,347,791.76	142,819,213.52
Total 106 Construction Completed not Classified	<u>501,688,919.01</u>	<u>146,020,359.14</u>	<u>-</u>	<u>-</u>	<u>146,020,359.14</u>	<u>647,709,278.15</u>
Total Plant in Service	<u>9,850,431,316.69</u>	<u>380,546,453.25</u>	<u>(98,588,874.64)</u>	<u>27,952,151.51</u>	<u>309,909,730.12</u>	<u>10,160,341,046.81</u>

KENTUCKY UTILITIES COMPANY
KENTUCKY - TOTAL PLANT IN SERVICE - ELECTRIC - NBV - REGULATORY ACCOUNTING
June 2020

[ToC](#)

	Beginning Balance	Additions	Retirements	Transfers/ Adjustments	Net Additions	Ending Balance	Reserve	Total Plant in Service Net Book Value
TOTAL 101 & 106 Plant in Service								
Electric Distribution								
E360.10-Land Rights	2,407,878.41	-	-	-	-	2,407,878.41	(1,447,778.87)	960,099.54
E360.20-Land	6,340,439.21	(75,687.73)	-	2,552.30	(73,135.43)	6,267,303.78	(0.00)	6,267,303.78
E361.00-Structures and Improvements	22,921,571.81	906,276.08	(38,282.89)	-	867,993.19	23,789,565.00	(3,152,931.70)	20,636,633.30
E362.00-Station Equipment	238,362,252.62	12,288,263.32	(501,610.17)	-	11,786,653.15	250,148,905.77	(54,998,472.52)	195,150,433.25
E364.00-Poles, Towers, and Fixtures	409,428,221.16	10,777,235.71	(622,030.85)	-	10,155,204.86	419,583,426.02	(165,316,866.07)	254,266,559.95
E365.00-OH Conductors and Devices	414,708,487.57	15,887,158.50	(10,132,189.05)	-	5,754,969.45	420,463,457.02	(95,822,665.13)	324,640,791.89
E366.00-Underground Conduit	2,442,292.84	81,763.00	-	-	81,763.00	2,524,055.84	(1,089,070.07)	1,434,985.77
E367.00-UG Conductors and Devices	210,150,855.61	4,491,963.53	(285,139.43)	-	4,206,824.10	214,357,679.71	(55,435,429.81)	158,922,249.90
E368.00-Line Transformers	313,858,238.17	4,172,833.32	(50,615.20)	-	4,122,218.12	317,980,456.29	(148,332,037.81)	169,648,418.48
E369.00-Services	124,824,648.26	63,775.69	-	-	63,775.69	124,888,423.95	(63,135,659.62)	61,752,764.33
E370.00-Meters	60,918,528.72	449,472.04	-	-	449,472.04	61,368,000.76	(32,341,474.96)	29,026,525.80
E370.01-Meters AMS	2,900,336.75	28,378.23	-	-	28,378.23	2,928,714.98	(433,209.70)	2,495,505.28
E370.11-Meters AMI	770.41	-	-	-	-	770.41	(82.08)	688.33
E370.20-Meters CT and PT	10,797,002.21	-	(65,232.74)	-	(65,232.74)	10,731,769.47	(5,444,236.20)	5,287,533.27
E371.00-Install on Customer Premise	-	-	-	-	-	-	(0.08)	(0.08)
E371.01-Install Charging Stations - 101	159,233.81	-	-	-	-	159,233.81	(15,335.92)	143,897.89
E373.00-Street Lighting / Signal Sy	124,178,443.10	9,373,515.70	(2,233,115.87)	-	7,140,399.83	131,318,842.93	(46,341,449.99)	84,977,392.94
E374.05-ARO Cost Elec Dist (L/B)	486,475.13	-	(1,584.35)	-	(1,584.35)	484,890.78	(62,984.71)	421,906.07
E374.07-ARO Cost Elec Dist (Eqp)	25,485.32	-	-	-	-	25,485.32	(69,412.27)	(43,926.95)
	1,944,911,161.11	58,444,947.39	(13,929,800.55)	2,552.30	44,517,699.14	1,989,428,860.25	(673,439,097.51)	1,315,989,762.74
Electric General Plant								
E389.20-Land	3,155,548.41	18,064.99	(254,565.12)	129,001.51	(107,498.62)	3,048,049.79	-	3,048,049.79
E390.10-Structures and Improvements	71,716,395.12	2,429,813.08	(72,302.09)	-	2,357,510.99	74,073,906.11	(14,598,520.65)	59,475,385.46
E390.20-Improvements to Leased Property	393,430.20	-	(368,384.11)	-	(368,384.11)	25,046.09	51,169.38	76,215.47
E391.10-Office Equipment	12,275,147.93	460,050.48	(46,755.50)	-	413,294.98	12,688,442.91	(6,027,489.84)	6,660,953.07
E391.20-Non PC Computer Equipment	29,945,473.84	(293,828.67)	(2,699,659.38)	-	(2,993,488.05)	26,951,985.79	(12,490,475.88)	14,461,509.91
E391.30-Cash Processing Equipment	-	-	-	-	-	-	-	-
E391.31-Personal Computers	5,092,178.21	1,488,489.85	(59,007.00)	-	1,429,482.85	6,521,661.06	(1,663,928.48)	4,857,732.58
E392.00-Cars and Light Trucks	1,895,698.79	154,421.21	(19,170.48)	-	135,250.73	2,030,949.52	(776,835.48)	1,254,114.04
E392.10-Heavy Trucks and Other	5,900,276.08	636,453.35	(27,247.29)	-	609,206.06	6,509,482.14	(3,625,989.33)	2,883,492.81
E393.00-Stores Equipment	839,057.73	61,315.31	(8,677.82)	-	52,637.49	891,695.22	(440,457.66)	451,237.56
E394.00-Tools, Shop, and Garage Equ	14,539,370.79	638,460.70	(25,295.54)	-	613,165.16	15,152,535.95	(5,188,633.45)	9,963,902.50
E395.00-Laboratory Equipment	-	-	-	-	-	-	(0.00)	(0.00)
E396.00-Power Op Equip - Lg Mach	-	-	-	-	-	-	(0.00)	(0.00)
E396.10-Power Op Equip-Lg Mach	4,656,379.01	(228,090.88)	-	-	(228,090.88)	4,428,288.13	(1,279,927.20)	3,148,360.93
E396.20-Power Op Equip-Other	1,044,051.11	-	-	-	-	1,044,051.11	(349,059.75)	694,991.36
E397.00- Microwave, Fiber, Other	34,408,930.95	161,386.90	-	-	161,386.90	34,570,317.85	(14,490,210.78)	20,080,107.07
E397.10-Comm Eq Radio and Telephone	24,365,533.22	(324,610.53)	-	-	(324,610.53)	24,040,922.69	(14,914,685.86)	9,126,236.83
E397.20-DSM Communication Equipment	7,605,583.80	1,107.31	-	-	1,107.31	7,606,691.11	(4,261,153.75)	3,345,537.36
E398.00-Miscellaneous Equipment	-	-	-	-	-	-	0.00	0.00
	217,833,055.19	5,203,033.10	(3,581,064.33)	129,001.51	1,750,970.28	219,584,025.47	(80,056,198.73)	139,527,826.74

KENTUCKY UTILITIES COMPANY
KENTUCKY - TOTAL PLANT IN SERVICE - ELECTRIC - NBV - REGULATORY ACCOUNTING
June 2020

[ToC](#)

	Beginning Balance	Additions	Retirements	Transfers/ Adjustments	Net Additions	Ending Balance	Reserve	Total Plant in Service Net Book Value
TOTAL 101 & 106								
Electric Hydro Production								
E330.10-Land Rights	855,636.47	-	-	-	-	855,636.47	(855,635.60)	0.87
E331.00-Structures and Improvements	4,532,355.14	(5,740.95)	-	-	(5,740.95)	4,526,614.19	(526,791.92)	3,999,822.27
E332.00-Reservoirs, Dams, and Water	21,885,646.37	-	(1,201.51)	-	(1,201.51)	21,884,444.86	(10,734,447.32)	11,149,997.54
E333.00-Water Wheels, Turbines, Gen	14,046,741.58	-	-	-	-	14,046,741.58	(3,202,718.85)	10,844,022.73
E334.00-Accessory Electric Equipmen	1,335,603.21	25,333.94	(290.00)	-	25,043.94	1,360,647.15	(384,781.19)	975,865.96
E335.00-Misc Power Plant Equipment	329,374.18	-	-	-	-	329,374.18	(174,515.01)	154,859.17
E336.00-Roads, Railroads, and Bridg	234,509.13	-	(35,609.30)	-	(35,609.30)	198,899.83	65,362.48	264,262.31
E337.07-ARO Cost Hydro Prod (Eqp)	645,787.99	-	-	-	-	645,787.99	(82,310.35)	563,477.64
	<u>43,865,654.07</u>	<u>19,592.99</u>	<u>(37,100.81)</u>	<u>-</u>	<u>(17,507.82)</u>	<u>43,848,146.25</u>	<u>(15,895,837.76)</u>	<u>27,952,308.49</u>
Electric Intangible Plant								
E301.00-Organization	39,116.89	-	-	-	-	39,116.89	-	39,116.89
E302.00-Franchises and Consents	55,918.83	-	-	-	-	55,918.83	(74,419.97)	(18,501.14)
E303.00-Misc Intangible Plant	67,553,380.79	7,229,747.94	(4,191,590.96)	-	3,038,156.98	70,591,537.77	(34,072,311.56)	36,519,226.21
E303.10-CCS Software	18,744,035.06	807.82	-	-	807.82	18,744,842.88	(8,088,609.54)	10,656,233.34
E303.30-Cloud Software Non Current	-	-	-	-	-	-	-	-
E303.40-Cloud Software Prepaids	-	-	-	-	-	-	-	-
	<u>86,392,451.57</u>	<u>7,230,555.76</u>	<u>(4,191,590.96)</u>	<u>-</u>	<u>3,038,964.80</u>	<u>89,431,416.37</u>	<u>(42,235,341.07)</u>	<u>47,196,075.30</u>
Electric Other Production								
E340.10-Land Rights	176,409.31	-	-	-	-	176,409.31	(134,050.00)	42,359.31
E340.20-Land	718,103.59	-	-	-	-	718,103.59	-	718,103.59
E341.00-Structures and Improvements	90,504,500.53	(65,271.02)	(56,499.05)	-	(121,770.07)	90,382,730.46	(31,017,549.13)	59,365,181.33
E342.00-Fuel Holders, Producers, Ac	63,133,825.60	(68.64)	(48,431.58)	-	(48,500.22)	63,085,325.38	(24,720,456.80)	38,364,868.58
E342.01-AROP Fuel Holders, Prod, Ac	-	-	-	-	-	-	0.00	0.00
E343.00-Prime Movers	668,363,592.74	17,792,870.36	(4,383,766.60)	-	13,409,103.76	681,772,696.50	(254,422,895.61)	427,349,800.89
E344.00-Generators	137,556,371.75	194,465.82	(630,285.22)	-	(435,819.40)	137,120,552.35	(51,761,433.38)	85,359,118.97
E345.00-Accessory Electric Equipmen	76,205,406.24	644,653.39	-	-	644,653.39	76,850,059.63	(33,089,259.03)	43,760,800.60
E345.01-AROP Accessory Electric Equipmen	-	-	-	-	-	-	-	-
E346.00-Misc Power Plant Equipment	9,274,950.00	24,278.09	-	-	24,278.09	9,299,228.09	(4,244,701.68)	5,054,526.41
E347.07-ARO Cost Other Prod (Eqp)	406,991.12	-	-	-	-	406,991.12	(103,751.18)	303,239.94
	<u>1,046,340,150.88</u>	<u>18,590,928.00</u>	<u>(5,118,982.45)</u>	<u>-</u>	<u>13,471,945.55</u>	<u>1,059,812,096.43</u>	<u>(399,494,096.81)</u>	<u>660,317,999.62</u>

KENTUCKY UTILITIES COMPANY
 KENTUCKY - TOTAL PLANT IN SERVICE - ELECTRIC - NBV - REGULATORY ACCOUNTING
 June 2020

[ToC](#)

	Beginning Balance	Additions	Retirements	Transfers/ Adjustments	Net Additions	Ending Balance	Reserve	Total Plant in Service Net Book Value
TOTAL 101 & 106								
Electric Steam Production								
E310.20-Land	24,943,362.20	44,029.64	-	-	44,029.64	24,987,391.84	-	24,987,391.84
E311.00-Structures and Improvements	351,395,782.45	2,171,443.75	(2,210,654.55)	-	(39,210.80)	351,356,571.65	(158,156,862.24)	193,199,709.41
E311.01-AROP Structures and Improv	-	-	-	-	-	-	-	-
E312.00-Boiler Plant Equipment	4,065,400,613.55	232,809,798.23	(19,833,105.69)	-	212,976,692.54	4,278,377,306.09	(1,375,913,839.72)	2,902,463,466.37
E312.01-AROP Boiler Plant Equipment	-	-	-	-	-	-	-	-
E314.00-Turbogenerator Units	336,536,844.04	2,866,022.58	(2,833,650.12)	-	32,372.46	336,569,216.50	(143,190,346.22)	193,378,870.28
E314.01-AROP Turbogenerator Units	-	-	-	-	-	-	-	-
E315.00-Accessory Electric Equipmen	258,560,974.13	1,133,547.98	(729,468.07)	-	404,079.91	258,965,054.04	(120,980,497.02)	137,984,557.02
E315.01-AROP Accessory Electric Equipmen	-	-	-	-	-	-	-	-
E316.00-Misc Power Plant Equip	39,344,056.61	1,043,237.58	(182,172.06)	-	861,065.52	40,205,122.13	(17,427,959.31)	22,777,162.82
E317.07-ARO Cost Steam (Eqp)	18,102,066.09	-	(542,275.10)	-	(542,275.10)	17,559,790.99	(4,058,061.59)	13,501,729.40
E317.08-ARO Cost Steam (CCR)	167,880,799.87	-	(43,913,603.41)	27,820,597.70	(16,093,005.71)	151,787,794.16	(100,498,428.18)	51,289,365.98
	5,262,164,498.94	240,068,079.76	(70,244,929.00)	27,820,597.70	197,643,748.46	5,459,808,247.40	(1,920,225,994.28)	3,539,582,253.12
Electric Transmission								
E350.10-Land Rights	27,309,924.55	-	-	-	-	27,309,924.55	(16,236,424.53)	11,073,500.02
E350.20-Land	2,316,808.87	-	-	-	-	2,316,808.87	-	2,316,808.87
E352.10-Struct & Imp-Non Sys Contro	31,949,089.48	8,669.91	(13,658.32)	-	(4,988.41)	31,944,101.07	(7,427,721.82)	24,516,379.25
E352.20-Struct & Imp-Sys Control/Co	5,772.53	(5,772.53)	-	-	(5,772.53)	-	(0.45)	(0.45)
E353.10-Station Equipment - Non Sys	331,277,773.66	6,211,089.46	(334,104.80)	889,166.40	6,766,151.06	338,043,924.72	(75,066,295.39)	262,977,629.33
E353.11-AROP Station Equip Non Sys	-	-	-	-	-	-	(0.00)	(0.00)
E353.20-Station Equip-Sys Control	2,027,756.95	-	-	(889,166.40)	(889,166.40)	1,138,590.55	(1,251,880.62)	(113,290.07)
E354.00-Towers and Fixtures	70,786,894.58	-	-	-	-	70,786,894.58	(48,933,358.70)	21,853,535.88
E355.00-Poles and Fixtures	410,027,067.69	23,867,929.38	(283,787.41)	-	23,584,141.97	433,611,209.66	(82,988,618.60)	350,622,591.06
E356.00-OH Conductors and Devices	191,437,523.11	17,992,732.30	(70,055.90)	-	17,922,676.40	209,360,199.51	(110,565,105.80)	98,795,093.71
E357.00-Underground Conduit	677,568.72	4,310.12	(63,385.03)	-	(59,074.91)	618,493.81	(206,431.00)	412,062.81
E358.00-UG Conductors and Devices	1,364,289.20	(41,696.16)	(87,624.78)	-	(129,320.94)	1,234,968.26	(885,621.72)	349,346.54
E359.15-ARO Cost Transm (L/B)	38,195.86	-	-	-	-	38,195.86	(8,120.89)	30,074.97
E359.17-ARO Cost Transm (Eqp)	216,121.55	-	-	-	-	216,121.55	(102,106.78)	114,014.77
	1,069,434,786.75	48,037,262.48	(852,616.24)	-	47,184,646.24	1,116,619,432.99	(343,671,686.30)	772,947,746.69
Total Plant in Service - KY	9,670,941,758.51	377,594,399.48	(97,956,084.34)	27,952,151.51	307,590,466.65	9,978,532,225.16	(3,475,018,252.46)	6,503,513,972.70

KENTUCKY UTILITIES COMPANY
KENTUCKY - PLANT IN SERVICE - ELECTRIC - REGULATORY ACCOUNTING
June 2020

[ToC](#)

	Beginning Balance	Additions	Retirements	Transfers/ Adjustments	Net retirements	Ending Balance
101 Plant in Service - KY						
Electric Distribution						
E360.10-Land Rights - 101	2,407,878.41	-	-	-	-	2,407,878.41
E360.20-Land - 101	6,174,229.48	90,522.00	-	2,552.30	93,074.30	6,267,303.78
E361.00-Structures and Improvements - 101	14,995,548.85	497,624.66	(38,282.89)	-	459,341.77	15,454,890.62
E362.00-Station Equipment - 101	213,121,977.05	3,681,601.80	(501,610.17)	-	3,179,991.63	216,301,968.68
E364.00-Poles, Towers, and Fixtures - 101	390,183,689.41	11,940,624.67	(622,030.85)	-	11,318,593.82	401,502,283.23
E365.00-OH Conductors and Devices - 101	362,613,089.07	50,834,438.67	(10,132,189.05)	-	40,702,249.62	403,315,338.69
E366.00-Underground Conduit - 101	2,440,498.62	81,164.42	-	-	81,164.42	2,521,663.04
E367.00-UG Conductors and Devices - 101	203,656,224.70	1,545,547.77	(285,139.43)	-	1,260,408.34	204,916,633.04
E368.00-Line Transformers - 101	312,975,999.36	7,855.58	(50,615.20)	-	(42,759.62)	312,933,239.74
E369.00-Services - 101	124,769,954.59	-	-	-	-	124,769,954.59
E370.00-Meters - 101	60,741,201.04	18,497.02	-	-	18,497.02	60,759,698.06
E370.10-Meters AMS - 101	2,894,834.71	-	-	-	-	2,894,834.71
E370.11-Meters AMI - 101	770.41	-	-	-	-	770.41
E370.20-Meters CT and PT - 101	10,797,002.21	-	(65,232.74)	-	(65,232.74)	10,731,769.47
E371.00-Install on Customer Premise - 101	-	-	-	-	-	-
E371.01-Install Charging Stations - 101	159,233.81	-	-	-	-	159,233.81
E373.00-Street Lighting / Signal Sy - 101	119,020,599.23	11,759,525.08	(2,233,115.87)	-	9,526,409.21	128,547,008.44
E374.05-ARO Cost Elec Dist (L/B) - 101	486,475.13	-	(1,584.35)	-	(1,584.35)	484,890.78
E374.07-ARO Cost Elec Dist (Eqp) - 101	25,485.32	-	-	-	-	25,485.32
	1,827,464,691.40	80,457,401.67	(13,929,800.55)	2,552.30	66,530,153.42	1,893,994,844.82
Electric General Plant						
E389.20-Land - 101	3,155,548.41	18,064.99	(254,565.12)	129,001.51	(107,498.62)	3,048,049.79
E390.10-Structures and Improvements - 101	69,511,257.72	1,654,448.48	(72,302.09)	-	1,582,146.39	71,093,404.11
E390.20-Improv to Leased Property - 101	393,430.20	-	(368,384.11)	-	(368,384.11)	25,046.09
E391.10-Office Equipment - 101	12,238,030.93	309,485.57	(46,755.50)	-	262,730.07	12,500,761.00
E391.20-Non PC Computer Equipment - 101	25,805,336.73	973,758.58	(2,699,659.38)	-	(1,725,900.80)	24,079,435.93
E391.30-Cash Processing Equipment - 101	-	-	-	-	-	-
E391.31-Personal Computers - 101	5,092,134.06	1,365,942.49	(59,007.00)	-	1,306,935.49	6,399,069.55
E392.00-Cars and Light Trucks - 101	1,656,655.14	393,464.86	(19,170.48)	-	374,294.38	2,030,949.52
E392.10-Heavy Trucks and Other - 101	5,876,572.23	660,157.20	(27,247.29)	-	632,909.91	6,509,482.14
E393.00-Stores Equipment - 101	839,057.73	61,315.31	(8,677.82)	-	52,637.49	891,695.22
E394.00-Tools, Shop, and Garage Equ - 101	13,897,005.87	394,785.75	(25,295.54)	-	369,490.21	14,266,496.08
E395.00-Laboratory Equipment - 101	-	-	-	-	-	-
E396.00-Power Op Equip - Lg Mach - 101	-	-	-	-	-	-
E396.10-Power Op Equip-Lg Mach - 101	4,003,914.47	314,910.65	-	-	314,910.65	4,318,825.12
E396.20-Power Op Equip-Other - 101	619,624.37	424,426.74	-	-	424,426.74	1,044,051.11
E397.00- Microwave, Fiber, Other - 101	34,199,440.49	172,453.53	-	-	172,453.53	34,371,894.02
E397.10-Comm Eq Radio and Telephone - 101	21,559,986.29	438,190.62	-	-	438,190.62	21,998,176.91
E397.20-DSM Communication Equipment - 101	7,605,475.12	-	-	-	-	7,605,475.12
E398.00-Miscellaneous Equipment - 101	-	-	-	-	-	-
	206,453,469.76	7,181,404.77	(3,581,064.33)	129,001.51	3,729,341.95	210,182,811.71

KENTUCKY UTILITIES COMPANY
KENTUCKY - PLANT IN SERVICE - ELECTRIC - REGULATORY ACCOUNTING
June 2020

[ToC](#)

	Beginning Balance	Additions	Retirements	Transfers/ Adjustments	Net retirements	Ending Balance
Electric Hydro Production						
E330.10-Land Rights - 101	855,636.47	-	-	-	-	855,636.47
E331.00-Structures and Improvements - 101	3,330,950.90	1,186,663.40	-	-	1,186,663.40	4,517,614.30
E332.00-Reservoirs, Dams, and Water - 101	21,885,646.37	-	(1,201.51)	-	(1,201.51)	21,884,444.86
E333.00-Water Wheels, Turbines, Gen - 101	14,046,741.58	-	-	-	-	14,046,741.58
E334.00-Accessory Electric Equipmen - 101	1,335,603.21	-	(290.00)	-	(290.00)	1,335,313.21
E335.00-Misc Power Plant Equipment - 101	329,374.18	-	-	-	-	329,374.18
E336.00-Roads, Railroads, and Bridg - 101	234,509.13	-	(35,609.30)	-	(35,609.30)	198,899.83
E337.07-ARO Cost Hydro Prod (Eqp) - 101	645,787.99	-	-	-	-	645,787.99
	42,664,249.83	1,186,663.40	(37,100.81)	-	1,149,562.59	43,813,812.42
Electric Intangible Plant						
E301.00-Organization - 101	39,116.89	-	-	-	-	39,116.89
E302.00-Franchises and Consents - 101	55,918.83	-	-	-	-	55,918.83
E303.00-Misc Intangible Plant - 101	61,543,954.11	2,872,967.66	(4,191,590.96)	-	(1,318,623.30)	60,225,330.81
E303.10-CCS Software - 101	18,416,510.52	-	-	-	-	18,416,510.52
E303.30-Cloud Software Non Current - 101	-	-	-	-	-	-
E303.40-Cloud Software Prepaids - 101	-	-	-	-	-	-
	80,055,500.35	2,872,967.66	(4,191,590.96)	-	(1,318,623.30)	78,736,877.05
Electric Other Production						
E340.10-Land Rights - 101	176,409.31	-	-	-	-	176,409.31
E340.20-Land - 101	718,103.59	-	-	-	-	718,103.59
E341.00-Structures and Improvements - 101	89,331,241.68	1,107,987.83	(56,499.05)	-	1,051,488.78	90,382,730.46
E342.00-Fuel Holders, Producers, Ac - 101	63,118,020.74	15,736.22	(48,431.58)	-	(32,695.36)	63,085,325.38
E342.01-AROP Fuel Holders, Prod, Ac - 101	-	-	-	-	-	-
E343.00-Prime Movers - 101	650,805,403.18	12,352,650.15	(4,383,766.60)	-	7,968,883.55	658,774,286.73
E344.00-Generators - 101	136,232,711.37	1,166,147.36	(630,285.22)	-	535,862.14	136,768,573.51
E345.00-Accessory Electric Equipmen - 101	75,589,752.96	949,664.11	-	-	949,664.11	76,539,417.07
E345.01-AROP Accessory Elec Equip - 101	-	-	-	-	-	-
E346.00-Misc Power Plant Equipment - 101	9,150,416.66	132,006.29	-	-	132,006.29	9,282,422.95
E347.07-ARO Cost Other Prod (Eqp) - 101	406,991.12	-	-	-	-	406,991.12
	1,025,529,050.61	15,724,191.96	(5,118,982.45)	-	10,605,209.51	1,036,134,260.12

KENTUCKY UTILITIES COMPANY
 KENTUCKY - PLANT IN SERVICE - ELECTRIC - REGULATORY ACCOUNTING
 June 2020

[ToC](#)

	Beginning Balance	Additions	Retirements	Transfers/ Adjustments	Net retirements	Ending Balance
Electric Steam Production						
E310.20-Land - 101	24,943,362.20	27,635.93	-	-	27,635.93	24,970,998.13
E311.00-Structures and Improvements - 101	347,887,163.05	2,131,928.38	(2,210,654.55)	-	(78,726.17)	347,808,436.88
E311.01-AROP Structures and Improv - 101	-	-	-	-	-	-
E312.00-Boiler Plant Equipment - 101	3,898,113,483.41	48,663,606.59	(19,833,105.69)	-	28,830,500.90	3,926,943,984.31
E312.01-AROP Boiler Plant Equipment - 101	-	-	-	-	-	-
E314.00-Turbogenerator Units - 101	311,019,404.30	22,489,231.43	(2,833,650.12)	-	19,655,581.31	330,674,985.61
E314.01-AROP Turbogenerator Units - 101	-	-	-	-	-	-
E315.00-Accessory Electric Equipmen - 101	250,261,145.62	7,190,553.80	(729,468.07)	-	6,461,085.73	256,722,231.35
E315.01-AROP Accessory Elec Equip - 101	-	-	-	-	-	-
E316.00-Misc Power Plant Equip - 101	38,453,587.17	1,352,081.24	(182,172.06)	-	1,169,909.18	39,623,496.35
E317.07-ARO Cost Steam (Eqp) - 101	18,102,066.09	-	(542,275.10)	-	(542,275.10)	17,559,790.99
E317.08-ARO Cost Steam (CCR) - 101	167,880,799.87	-	(43,913,603.41)	27,820,597.70	(16,093,005.71)	151,787,794.16
	5,056,661,011.71	81,855,037.37	(70,244,929.00)	27,820,597.70	39,430,706.07	5,096,091,717.78
Electric Transmission						
E350.10-Land Rights - 101	27,309,924.55	-	-	-	-	27,309,924.55
E350.20-Land - 101	2,316,808.87	-	-	-	-	2,316,808.87
E352.10-Struct & Imp-Non Sys Contro - 101	29,426,599.23	338,331.09	(13,658.32)	-	324,672.77	29,751,272.00
E352.20-Struct & Imp-Sys Control/Co - 101	-	-	-	-	-	-
E353.10-Station Equipment - Non Sys - 101	285,310,479.24	16,279,695.27	(334,104.80)	889,166.40	16,834,756.87	302,145,236.11
E353.11-AROP Station Equip Non Sys - 101	-	-	-	-	-	-
E353.20-Station Equip-Sys Control - 101	2,027,756.95	-	-	(889,166.40)	(889,166.40)	1,138,590.55
E354.00-Towers and Fixtures - 101	70,786,894.58	-	-	-	-	70,786,894.58
E355.00-Poles and Fixtures - 101	347,453,300.99	14,069,923.48	(283,787.41)	-	13,786,136.07	361,239,437.06
E356.00-OH Conductors and Devices - 101	173,135,944.45	6,260,412.89	(70,055.90)	-	6,190,356.99	179,326,301.44
E357.00-Underground Conduit - 101	448,760.26	-	(63,385.03)	-	(63,385.03)	385,375.23
E358.00-UG Conductors and Devices - 101	1,303,529.01	593.33	(87,624.78)	-	(87,031.45)	1,216,497.56
E359.15-ARO Cost Transm (L/B) - 101	38,195.86	-	-	-	-	38,195.86
E359.17-ARO Cost Transm (Eqp) - 101	216,121.55	-	-	-	-	216,121.55
	939,774,315.54	36,948,956.06	(852,616.24)	-	36,096,339.82	975,870,655.36
Total 101 Plant in Service - KY	9,178,602,289.20	226,226,622.89	(97,956,084.34)	27,952,151.51	156,222,690.06	9,334,824,979.26

KENTUCKY UTILITIES COMPANY
KENTUCKY - PLANT IN SERVICE - ELECTRIC - REGULATORY ACCOUNTING
June 2020

[ToC](#)

	Beginning Balance	Additions	Retirements	Transfers/ Adjustments	Net retirements	Ending Balance
106 - Construction Completed not Classified						
Electric Distribution						
E360.20-Land - 106	166,209.73	(166,209.73)	-	-	(166,209.73)	-
E361.00-Structures and Improvements - 106	7,926,022.96	408,651.42	-	-	408,651.42	8,334,674.38
E362.00-Station Equipment - 106	25,240,275.57	8,606,661.52	-	-	8,606,661.52	33,846,937.09
E364.00-Poles, Towers, and Fixtures - 106	19,244,531.75	(1,163,388.96)	-	-	(1,163,388.96)	18,081,142.79
E365.00-OH Conductors and Devices - 106	52,095,398.50	(34,947,280.17)	-	-	(34,947,280.17)	17,148,118.33
E366.00-Underground Conduit - 106	1,794.22	598.58	-	-	598.58	2,392.80
E367.00-UG Conductors and Devices - 106	6,494,630.91	2,946,415.76	-	-	2,946,415.76	9,441,046.67
E368.00-Line Transformers - 106	882,238.81	4,164,977.74	-	-	4,164,977.74	5,047,216.55
E369.00-Services - 106	54,693.67	63,775.69	-	-	63,775.69	118,469.36
E370.00-Meters - 106	177,327.68	430,975.02	-	-	430,975.02	608,302.70
E370.10-Meters AMS - 106	5,502.04	28,378.23	-	-	28,378.23	33,880.27
E370.11-Meters AMI - 106	-	-	-	-	-	-
E371.00-Install on Customer Premise - 106	-	-	-	-	-	-
E373.00-Street Lighting / Signal Sy - 106	5,157,843.87	(2,386,009.38)	-	-	(2,386,009.38)	2,771,834.49
	117,446,469.71	(22,012,454.28)	-	-	(22,012,454.28)	95,434,015.43
Electric General Plant						
E390.10-Structures and Improvements - 106	2,205,137.40	775,364.60	-	-	775,364.60	2,980,502.00
E391.10-Office Equipment - 106	37,117.00	150,564.91	-	-	150,564.91	187,681.91
E391.20-Non PC Computer Equipment - 106	4,140,137.11	(1,267,587.25)	-	-	(1,267,587.25)	2,872,549.86
E391.30-Cash Processing Equipment - 106	-	-	-	-	-	-
E391.31-Personal Computers - 106	44.15	122,547.36	-	-	122,547.36	122,591.51
E392.00-Cars and Light Trucks - 106	239,043.65	(239,043.65)	-	-	(239,043.65)	-
E392.10-Heavy Trucks and Other - 106	23,703.85	(23,703.85)	-	-	(23,703.85)	-
E393.00-Stores Equipment - 106	-	-	-	-	-	-
E394.00-Tools, Shop, and Garage Equ - 106	642,364.92	243,674.95	-	-	243,674.95	886,039.87
E396.00-Power Op Equip - Lg Mach - 106	-	-	-	-	-	-
E396.10-Power Op Equip-Lg Mach - 106	652,464.54	(543,001.53)	-	-	(543,001.53)	109,463.01
E396.20-Power Op Equip-Other - 106	424,426.74	(424,426.74)	-	-	(424,426.74)	-
E397.00- Microwave, Fiber, Other - 106	209,490.46	(11,066.63)	-	-	(11,066.63)	198,423.83
E397.10-Comm Eq Radio and Telephone - 106	2,805,546.93	(762,801.15)	-	-	(762,801.15)	2,042,745.78
E397.20-DSM Communication Equipment - 106	108.68	1,107.31	-	-	1,107.31	1,215.99
	11,379,585.43	(1,978,371.67)	-	-	(1,978,371.67)	9,401,213.76
Electric Hydro Production						
E331.00-Structures and Improvements - 106	1,201,404.24	(1,192,404.35)	-	-	(1,192,404.35)	8,999.89
E332.00-Reservoirs, Dams, and Water - 106	-	-	-	-	-	-
E333.00-Water Wheels, Turbines, Gen - 106	0.00	-	-	-	-	0.00
E334.00-Accessory Electric Equipmen - 106	-	25,333.94	-	-	25,333.94	25,333.94
E335.00-Misc Power Plant Equipment - 106	-	-	-	-	-	-
E336.00-Roads, Railroads, and Bridg - 106	-	-	-	-	-	-
	1,201,404.24	(1,167,070.41)	-	-	(1,167,070.41)	34,333.83

KENTUCKY UTILITIES COMPANY
 KENTUCKY - PLANT IN SERVICE - ELECTRIC - REGULATORY ACCOUNTING
 June 2020

[ToC](#)

	Beginning Balance	Additions	Retirements	Transfers/ Adjustments	Net retirements	Ending Balance
Electric Intangible Plant						
E303.00-Misc Intangible Plant - 106	6,009,426.68	4,356,780.28	-	-	4,356,780.28	10,366,206.96
E303.10-CCS Software - 106	327,524.54	807.82	-	-	807.82	328,332.36
E303.30-Cloud Software Non Current - 106	-	-	-	-	-	-
E303.40-Cloud Software Prepaids - 106	-	-	-	-	-	-
	6,336,951.22	4,357,588.10	-	-	4,357,588.10	10,694,539.32

KENTUCKY UTILITIES COMPANY
KENTUCKY - PLANT IN SERVICE - ELECTRIC - REGULATORY ACCOUNTING
June 2020

[ToC](#)

	Beginning Balance	Additions	Retirements	Transfers/ Adjustments	Net retirements	Ending Balance
Electric Other Production						
E341.00-Structures and Improvements - 106	1,173,258.85	(1,173,258.85)	-	-	(1,173,258.85)	0.00
E342.00-Fuel Holders, Producers, Ac - 106	15,804.86	(15,804.86)	-	-	(15,804.86)	-
E343.00-Prime Movers - 106	17,558,189.56	5,440,220.21	-	-	5,440,220.21	22,998,409.77
E344.00-Generators - 106	1,323,660.38	(971,681.54)	-	-	(971,681.54)	351,978.84
E345.00-Accessory Electric Equipmen - 106	615,653.28	(305,010.72)	-	-	(305,010.72)	310,642.56
E346.00-Misc Power Plant Equipment - 106	124,533.34	(107,728.20)	-	-	(107,728.20)	16,805.14
	<u>20,811,100.27</u>	<u>2,866,736.04</u>	-	-	<u>2,866,736.04</u>	<u>23,677,836.31</u>
Electric Steam Production						
E310.20-Land - 106	-	16,393.71	-	-	16,393.71	16,393.71
E311.00-Structures and Improvements - 106	3,508,619.40	39,515.37	-	-	39,515.37	3,548,134.77
E311.01-AROP Structures and Improv - 106	-	-	-	-	-	-
E312.00-Boiler Plant Equipment - 106	167,287,130.14	184,146,191.64	-	-	184,146,191.64	351,433,321.78
E314.00-Turbogenerator Units - 106	25,517,439.74	(19,623,208.85)	-	-	(19,623,208.85)	5,894,230.89
E315.00-Accessory Electric Equipmen - 106	8,299,828.51	(6,057,005.82)	-	-	(6,057,005.82)	2,242,822.69
E316.00-Misc Power Plant Equip - 106	890,469.44	(308,843.66)	-	-	(308,843.66)	581,625.78
	<u>205,503,487.23</u>	<u>158,213,042.39</u>	-	-	<u>158,213,042.39</u>	<u>363,716,529.62</u>
Electric Transmission						
E350.10-Land Rights - 106	-	-	-	-	-	-
E350.20-Land - 106	-	-	-	-	-	-
E352.10-Struct & Imp-Non Sys Contro - 106	2,522,490.25	(329,661.18)	-	-	(329,661.18)	2,192,829.07
E352.20-Struct & Imp-Sys Control/Co - 106	5,772.53	(5,772.53)	-	-	(5,772.53)	-
E353.10-Station Equipment - Non Sys - 106	45,967,294.42	(10,068,605.81)	-	-	(10,068,605.81)	35,898,688.61
E353.20-Station Equip-Sys Control - 106	-	-	-	-	-	-
E354.00-Towers and Fixtures - 106	(0.00)	-	-	-	-	(0.00)
E355.00-Poles and Fixtures - 106	62,573,766.70	9,798,005.90	-	-	9,798,005.90	72,371,772.60
E356.00-OH Conductors and Devices - 106	18,301,578.66	11,732,319.41	-	-	11,732,319.41	30,033,898.07
E357.00-Underground Conduit - 106	228,808.46	4,310.12	-	-	4,310.12	233,118.58
E358.00-UG Conductors and Devices - 106	60,760.19	(42,289.49)	-	-	(42,289.49)	18,470.70
	<u>129,660,471.21</u>	<u>11,088,306.42</u>	-	-	<u>11,088,306.42</u>	<u>140,748,777.63</u>
Total 106 Construction Completed not Classified	<u>492,339,469.31</u>	<u>151,367,776.59</u>	-	-	<u>151,367,776.59</u>	<u>643,707,245.90</u>
Total Plant in Service - Electric - KY	<u>9,670,941,758.51</u>	<u>377,594,399.48</u>	<u>(97,956,084.34)</u>	<u>27,952,151.51</u>	<u>307,590,466.65</u>	<u>9,978,532,225.16</u>

KENTUCKY UTILITIES COMPANY
 VIRGINIA - TOTAL PLANT IN SERVICE - ELECTRIC - NBV - REGULATORY ACCOUNTING
 June 2020

[ToC](#)

	Beginning Balance	Additions	Retirements	Transfers/ Adjustments	Net Additions	Ending Balance	Reserve	Total Plant in Service Net Book Value
TOTAL 101 & 106 Plant in Service								
Electric Distribution								
E360.10-Land Rights	203,239.29	-	-	-	-	203,239.29	(71,293.27)	131,946.02
E360.20-Land	102,248.61	-	-	-	-	102,248.61	-	102,248.61
E361.00-Structures and Improvements	661,354.46	-	-	-	-	661,354.46	(165,992.69)	495,361.77
E362.00-Station Equipment	8,780,326.11	401,805.43	(10,558.71)	-	391,246.72	9,171,572.83	(3,484,391.92)	5,687,180.91
E364.00-Poles, Towers, and Fixtures	32,397,329.45	(342,289.07)	(75,504.51)	-	(417,793.58)	31,979,535.87	(13,626,329.00)	18,353,206.87
E365.00-OH Conductors and Devices	28,833,361.02	185,327.81	(419,837.01)	-	(234,509.20)	28,598,851.82	(8,614,932.82)	19,983,919.00
E366.00-Underground Conduit	-	-	-	-	-	-	-	-
E367.00-UG Conductors and Devices	4,583,989.66	68,522.49	(13,622.55)	-	54,899.94	4,638,889.60	(868,059.01)	3,770,830.59
E368.00-Line Transformers	11,016,326.31	4,771.74	-	-	4,771.74	11,021,098.05	(5,698,246.89)	5,322,851.16
E369.00-Services	6,306,473.22	-	-	-	-	6,306,473.22	(4,461,877.33)	1,844,595.89
E370.00-Meters	2,932,610.57	224,735.85	-	-	224,735.85	3,157,346.42	(2,156,062.29)	1,001,284.13
E370.20-Meters CT and PT	817,804.93	-	-	-	-	817,804.93	(699,294.01)	118,510.92
E371.00-Install on Customer Premise	-	-	-	-	-	-	-	-
E373.00-Street Lighting / Signal Sy	3,912,872.98	49,476.15	(35,723.72)	-	13,752.43	3,926,625.41	(2,035,028.90)	1,891,596.51
	100,547,936.61	592,350.40	(555,246.50)	-	37,103.90	100,585,040.51	(41,881,508.13)	58,703,532.38
Electric General Plant								
E389.20-Land	529,735.60	6,629.09	-	-	6,629.09	536,364.69	-	536,364.69
E390.10-Structures and Improvements	6,528,946.77	(649,955.81)	-	-	(649,955.81)	5,878,990.96	(483,891.11)	5,395,099.85
E390.20-Structures and Improvements	12,390.23	-	(12,390.23)	-	(12,390.23)	-	(4,632.39)	(4,632.39)
E391.10-Office Equipment	1,074.10	315,855.13	-	-	315,855.13	316,929.23	(683.08)	316,246.15
E391.20-Non PC Computer Equipmen	-	-	-	-	-	-	308.65	308.65
E392.00-Cars and Light Trucks	50,585.06	-	-	-	-	50,585.06	(2,235.63)	48,349.43
E393.00-Stores Equipment	876.55	-	-	-	-	876.55	(267.02)	609.53
E394.00-Tools, Shop, and Garage Equ	474,777.34	37,165.75	(6,094.94)	-	31,070.81	505,848.15	(227,288.81)	278,559.34
E395.00-Laboratory Equipment	-	-	-	-	-	-	-	-
E396.00-Power Op Equip - Lg Mach	-	-	-	-	-	-	-	-
E396.10-Power Op Equip-Lg Mach	292,013.85	222,125.91	-	-	222,125.91	514,139.76	(158,842.33)	355,297.43
E397.00- Microwave, Fiber, Other	997,046.90	-	-	258,033.74	258,033.74	1,255,080.64	(691,205.56)	563,875.08
E397.10-Comm Eq Radio and Telephone	258,033.74	283,246.65	-	(258,033.74)	25,212.91	283,246.65	(2,444.78)	280,801.87
E398.00-Miscellaneous Equipment	-	-	-	-	-	-	-	-
	9,145,480.14	215,066.72	(18,485.17)	-	196,581.55	9,342,061.69	(1,571,182.06)	7,770,879.63
Electric Intangible Plant								
E301.00-Organization	5,338.69	-	-	-	-	5,338.69	-	5,338.69
	5,338.69	-	-	-	-	5,338.69	-	5,338.69

[ToC](#)

KENTUCKY UTILITIES COMPANY
 VIRGINIA - TOTAL PLANT IN SERVICE - ELECTRIC - NBV - REGULATORY ACCOUNTING
 June 2020

	<u>Beginning Balance</u>	<u>Additions</u>	<u>Retirements</u>	<u>Transfers/ Adjustments</u>	<u>Net Additions</u>	<u>Ending Balance</u>	<u>Reserve</u>	<u>Total Plant in Service Net Book Value</u>
TOTAL 101 & 106								
Electric Transmission								
E350.10-Land Rights	2,241,681.40	-	-	-	-	2,241,681.40	(1,993,913.93)	247,767.47
E350.20-Land	45,687.83	-	-	-	-	45,687.83	-	45,687.83
E352.10-Struct & Imp-Non Sys Contro	1,746,483.13	57,600.26	(2,181.69)	-	55,418.57	1,801,901.70	(839,667.05)	962,234.65
E353.10-Station Equipment - Non Sys	24,153,481.84	60,718.63	(9,220.07)	-	51,498.56	24,204,980.40	(8,668,594.69)	15,536,385.71
E354.00-Towers and Fixtures	7,181,081.30	-	-	-	-	7,181,081.30	(5,337,963.01)	1,843,118.29
E355.00-Poles and Fixtures	15,006,136.11	1,630,476.89	(46,223.41)	-	1,584,253.48	16,590,389.59	(5,333,095.45)	11,257,294.14
E356.00-OH Conductors and Devices	19,098,835.13	395,840.87	(1,433.46)	-	394,407.41	19,493,242.54	(11,192,567.09)	8,300,675.45
E357.00-Underground Conduit	-	-	-	-	-	-	-	-
E358.00-Underground Conductors a	-	-	-	-	-	-	-	-
	<u>69,473,386.74</u>	<u>2,144,636.65</u>	<u>(59,058.63)</u>	<u>-</u>	<u>2,085,578.02</u>	<u>71,558,964.76</u>	<u>(33,365,801.22)</u>	<u>38,193,163.54</u>
Total Plant in Service - Electric - VA	<u>179,172,142.18</u>	<u>2,952,053.77</u>	<u>(632,790.30)</u>	<u>-</u>	<u>2,319,263.47</u>	<u>181,491,405.65</u>	<u>(76,818,491.41)</u>	<u>104,672,914.24</u>

KENTUCKY UTILITIES COMPANY
 VIRGINIA - PLANT IN SERVICE - ELECTRIC - REGULATORY ACCOUNTING
 June 2020

[ToC](#)

	Beginning Balance	Additions	Retirements	Transfers/ Adjustments	Net Additions	Ending Balance
101 Plant in Service						
Electric Distribution						
E360.10-Land Rights - 101	203,239.29	-	-	-	-	203,239.29
E360.20-Land - 101	102,248.61	-	-	-	-	102,248.61
E361.00-Structures and Improvements - 101	661,354.46	-	-	-	-	661,354.46
E362.00-Station Equipment - 101	8,780,326.11	35,834.92	(10,558.71)	-	25,276.21	8,805,602.32
E364.00-Poles, Towers, and Fixtures - 101	31,043,442.95	477,512.75	(75,504.51)	-	402,008.24	31,445,451.19
E365.00-OH Conductors and Devices - 101	27,766,170.61	703,674.65	(419,837.01)	-	283,837.64	28,050,008.25
E367.00-UG Conductors and Devices - 101	4,535,417.91	26,142.16	(13,622.55)	-	12,519.61	4,547,937.52
E368.00-Line Transformers - 101	11,016,216.66	-	-	-	-	11,016,216.66
E369.00-Services - 101	6,306,473.22	-	-	-	-	6,306,473.22
E370.00-Meters - 101	2,853,195.28	-	-	-	-	2,853,195.28
E370.20-Meters CT and PT - 101	817,804.93	-	-	-	-	817,804.93
E371.00-Install on Customer Premise - 101	-	-	-	-	-	-
E371.01-Install Charging Stations - 101	-	-	-	-	-	-
E373.00-Street Lighting / Signal Sy - 101	3,822,501.39	79,043.33	(35,723.72)	-	43,319.61	3,865,821.00
	97,908,391.42	1,322,207.81	(555,246.50)	-	766,961.31	98,675,352.73
Electric General Plant						
E389.20-Land - 101	529,735.60	6,629.09	-	-	6,629.09	536,364.69
E390.10-Structures and Improvements - 101	1,629,992.81	4,248,998.15	-	-	4,248,998.15	5,878,990.96
E390.20-Improv to Leased Property - 101110	12,390.23	-	(12,390.23)	-	(12,390.23)	-
E391.10-Office Equipment - 101	1,074.10	308,859.37	-	-	308,859.37	309,933.47
E391.20-Non PC Computer Equipment - 101	-	-	-	-	-	-
E392.00-Cars and Light Trucks - 101	50,585.06	-	-	-	-	50,585.06
E393.00-Stores Equipment - 101	876.55	-	-	-	-	876.55
E394.00-Tools, Shop, and Garage Equ - 101	474,777.34	22,252.93	(6,094.94)	-	16,157.99	490,935.33
E395.00-Laboratory Equipment - 101	-	-	-	-	-	-
E396.00-Power Op Equip - Lg Mach - 101	-	-	-	-	-	-
E396.10-Power Op Equip-Lg Mach - 101	292,013.85	222,125.91	-	-	222,125.91	514,139.76
E397.00- Microwave, Fiber, Other - 101	997,046.90	-	-	258,033.74	258,033.74	1,255,080.64
E397.10-Comm Eq Radio and Telephone - 101	258,033.74	283,246.65	-	(258,033.74)	25,212.91	283,246.65
E398.00-Miscellaneous Equipment - 101	-	-	-	-	-	-
	4,246,526.18	5,092,112.10	(18,485.17)	-	5,073,626.93	9,320,153.11
Electric Intangible Plant						
E301.00-Organization - 101	5,338.69	-	-	-	-	5,338.69
	5,338.69	-	-	-	-	5,338.69

KENTUCKY UTILITIES COMPANY
 VIRGINIA - PLANT IN SERVICE - ELECTRIC - REGULATORY ACCOUNTING
 June 2020

[ToC](#)

	Beginning Balance	Additions	Retirements	Transfers/ Adjustments	Net Additions	Ending Balance
Electric Transmission						
E350.10-Land Rights - 101	2,241,681.40	-	-	-	-	2,241,681.40
E350.20-Land - 101	45,687.83	-	-	-	-	45,687.83
E352.10-Struct & Imp-Non Sys Contro - 101	1,746,483.13	57,600.26	(2,181.69)	-	55,418.57	1,801,901.70
E353.10-Station Equipment - Non Sys - 101	24,071,111.23	60,718.63	(9,220.07)	-	51,498.56	24,122,609.79
E354.00-Towers and Fixtures - 101	7,181,081.30	-	-	-	-	7,181,081.30
E355.00-Poles and Fixtures - 101	13,854,462.01	927,403.58	(46,223.41)	-	881,180.17	14,735,642.18
E356.00-OH Conductors and Devices - 101	18,521,929.29	839,428.84	(1,433.46)	-	837,995.38	19,359,924.67
	67,662,436.19	1,885,151.31	(59,058.63)	-	1,826,092.68	69,488,528.87
Total 101 Plant in Service - Electric - VA	169,822,692.48	8,299,471.22	(632,790.30)	-	7,666,680.92	177,489,373.40
106 - Construction Completed not Classified						
Electric Distribution						
E361.00-Structures and Improvements - 106	-	-	-	-	-	-
E362.00-Station Equipment - 106	-	365,970.51	-	-	365,970.51	365,970.51
E364.00-Poles, Towers, and Fixtures - 106	1,353,886.50	(819,801.82)	-	-	(819,801.82)	534,084.68
E365.00-OH Conductors and Devices - 106	1,067,190.41	(518,346.84)	-	-	(518,346.84)	548,843.57
E366.00-Underground Conduit - 106	-	-	-	-	-	-
E367.00-UG Conductors and Devices - 106	48,571.75	42,380.33	-	-	42,380.33	90,952.08
E368.00-Line Transformers - 106	109.65	4,771.74	-	-	4,771.74	4,881.39
E369.00-Services - 106	0.00	-	-	-	-	0.00
E370.00-Meters - 106	79,415.29	224,735.85	-	-	224,735.85	304,151.14
E373.00-Street Lighting / Signal Sy - 106	90,371.59	(29,567.18)	-	-	(29,567.18)	60,804.41
	2,639,545.19	(729,857.41)	-	-	(729,857.41)	1,909,687.78
Electric General Plant						
E390.10-Structures and Improvements - 106	4,898,953.96	(4,898,953.96)	-	-	(4,898,953.96)	-
E391.10-Office Equipment - 106	-	6,995.76	-	-	6,995.76	6,995.76
E392.00-Cars and Light Trucks - 106	-	-	-	-	-	-
E394.00-Tools, Shop, and Garage Equ - 106	-	14,912.82	-	-	14,912.82	14,912.82
E396.00-Power Op Equip - Lg Mach - 106	-	-	-	-	-	-
E396.10-Power Op Equip-Lg Mach - 106	-	-	-	-	-	-
E397.00- Microwave, Fiber, Other - 106	-	-	-	-	-	-
E397.10-Comm Eq Radio and Telephone - 106	-	-	-	-	-	-
	4,898,953.96	(4,877,045.38)	-	-	(4,877,045.38)	21,908.58
Electric Transmission						
E352.10-Struct & Imp-Non Sys Contro - 106	-	-	-	-	-	-
E353.10-Station Equipment - Non Sys - 106	82,370.61	-	-	-	-	82,370.61
E355.00-Poles and Fixtures - 106	1,151,674.10	703,073.31	-	-	703,073.31	1,854,747.41
E356.00-OH Conductors and Devices - 106	576,905.84	(443,587.97)	-	-	(443,587.97)	133,317.87
	1,810,950.55	259,485.34	-	-	259,485.34	2,070,435.89

[ToC](#)

KENTUCKY UTILITIES COMPANY
 VIRGINIA - PLANT IN SERVICE - ELECTRIC - REGULATORY ACCOUNTING
 June 2020

	<u>Beginning Balance</u>	<u>Additions</u>	<u>Retirements</u>	<u>Transfers/ Adjustments</u>	<u>Net Additions</u>	<u>Ending Balance</u>
Total 106 Construction Completed not Classified	9,349,449.70	(5,347,417.45)	-	-	(5,347,417.45)	4,002,032.25
Total Plant in Service - Electric - VA	<u>179,172,142.18</u>	<u>2,952,053.77</u>	<u>(632,790.30)</u>	<u>-</u>	<u>2,319,263.47</u>	<u>181,491,405.65</u>

[ToC](#)

KENTUCKY UTILITIES COMPANY
 TENNESSEE - TOTAL PLANT IN SERVICE - ELECTRIC - NBV - REGULATORY ACCOUNTING
 June 2020

	Beginning Balance	Additions	Retirements	Transfers/ Adjustments	Net Additions	Ending Balance	Reserve	Total Plant in Service Net Book Value
TOTAL 101 & 106 Plant in Service								
Electric Distribution								
E360.10-Land Rights	2,627.41	-	-	-	-	2,627.41	(2,511.15)	116.26
E360.20-Land	2,412.82	-	-	-	-	2,412.82	-	2,412.82
E361.00-Structures and Improvements	2,545.13	-	-	-	-	2,545.13	(2,594.66)	(49.53)
E362.00-Station Equipment	66,853.42	-	-	-	-	66,853.42	(37,147.74)	29,705.68
E364.00-Poles, Towers, and Fixtures	15,954.52	-	-	-	-	15,954.52	13,294.24	29,248.76
E365.00-OH Conductors and Devices	16,306.66	-	-	833.65	833.65	17,140.31	5,012.28	22,152.59
E366.00-Underground Conduit	-	-	-	-	-	-	-	-
E367.00-Underground Conductors a	-	-	-	-	-	-	-	-
E368.00-Line Transformers	833.65	-	-	(833.65)	(833.65)	-	(0.63)	(0.63)
E369.00-Services	-	-	-	-	-	-	(650.83)	(650.83)
E370.00-Meters	-	-	-	-	-	-	497.72	497.72
E370.20-Meters CT and PT	-	-	-	-	-	-	7,133.31	7,133.31
E371.00-Install on Customer Premise	-	-	-	-	-	-	-	-
	107,533.61	-	-	-	-	107,533.61	(16,967.46)	90,566.15
Electric Transmission								
E350.10-Land Rights	439.53	-	-	-	-	439.53	(378.52)	61.01
E355.00-Poles and Fixtures	128,751.53	-	-	-	-	128,751.53	(97,629.43)	31,122.10
E356.00-OH Conductors and Devices	80,691.33	-	-	-	-	80,691.33	(57,725.69)	22,965.64
	209,882.39	-	-	-	-	209,882.39	(155,733.64)	54,148.75
Total Plant in Service - Electric - TN	317,416.00	-	-	-	-	317,416.00	(172,701.10)	144,714.90

[ToC](#)

TENNESSEE - PLANT IN SERVICE - ELECTRIC - REGULATORY ACCOUNTING
June 2020

	<u>Beginning Balance</u>	<u>Additions</u>	<u>Retirements</u>	<u>Transfers/ Adjustments</u>	<u>Net Additions</u>	<u>Ending Balance</u>
101 Plant in Service						
Electric Distribution						
E360.10-Land Rights - 101	2,627.41	-	-	-	-	2,627.41
E360.20-Land - 101	2,412.82	-	-	-	-	2,412.82
E361.00-Structures and Improvements - 101	2,545.13	-	-	-	-	2,545.13
E362.00-Station Equipment - 101	66,853.42	-	-	-	-	66,853.42
E364.00-Poles, Towers, and Fixtures - 101	15,954.52	-	-	-	-	15,954.52
E365.00-OH Conductors and Devices - 101	16,306.66	-	-	833.65	833.65	17,140.31
E366.00-Underground Conduit	-	-	-	-	-	-
E367.00-Underground Conductors a	-	-	-	-	-	-
E368.00-Line Transformers - 101	833.65	-	-	(833.65)	(833.65)	-
E369.00-Services - 101	-	-	-	-	-	-
E370.00-Meters - 101	-	-	-	-	-	-
E371.01-Install Charging Stations - 101	-	-	-	-	-	-
E370.20-Meters CT and PT - 101	-	-	-	-	-	-
E371.00-Install on Customer Premise - 101	-	-	-	-	-	-
	<u>107,533.61</u>	<u>-</u>	<u>-</u>	<u>-</u>	<u>-</u>	<u>107,533.61</u>
Electric Transmission						
E350.10-Land Rights - 101	439.53	-	-	-	-	439.53
E355.00-Poles and Fixtures - 101	128,751.53	-	-	-	-	128,751.53
E356.00-OH Conductors and Devices - 101	80,691.33	-	-	-	-	80,691.33
	<u>209,882.39</u>	<u>-</u>	<u>-</u>	<u>-</u>	<u>-</u>	<u>209,882.39</u>
Total 101 Plant in Service - Electric - TN	<u><u>317,416.00</u></u>	<u><u>-</u></u>	<u><u>-</u></u>	<u><u>-</u></u>	<u><u>-</u></u>	<u><u>317,416.00</u></u>
106 - Construction Completed not Classified						
Electric Distribution						
E362.00-Station Equipment - 106	-	-	-	-	-	-
	<u>-</u>	<u>-</u>	<u>-</u>	<u>-</u>	<u>-</u>	<u>-</u>
Total 106 Construction Completed not Classified	<u><u>-</u></u>	<u><u>-</u></u>	<u><u>-</u></u>	<u><u>-</u></u>	<u><u>-</u></u>	<u><u>-</u></u>
Total Plant in Service - Electric - TN	<u><u>317,416.00</u></u>	<u><u>-</u></u>	<u><u>-</u></u>	<u><u>-</u></u>	<u><u>-</u></u>	<u><u>317,416.00</u></u>

KENTUCKY UTILITIES COMPANY
PLANT HELD FOR FUTURE USE - REGULATORY ACCOUNTING
June 2020

[ToC](#)

	<u>Beginning Balance</u>	<u>Additions</u>	<u>Retirements</u>	<u>Transfers/ Adjustments</u>	<u>Net Additions</u>	<u>Ending Balance</u>
105 Plant Held for Future Use						
Electric Distribution						
E360.20-Land - KY	930,163.23	-	-	-	-	930,163.23
E360.25-Land - VA	564,941.13	-	-	-	-	564,941.13
	<u>1,495,104.36</u>	<u>-</u>	<u>-</u>	<u>-</u>	<u>-</u>	<u>1,495,104.36</u>
Other Production						
E340.20-Land	309,540.85	-	-	-	-	309,540.85
	<u>309,540.85</u>	<u>-</u>	<u>-</u>	<u>-</u>	<u>-</u>	<u>309,540.85</u>
Steam Production						
E310.20-Land	-	-	-	-	-	-
E311.00-Structures and Improvements	-	-	-	-	-	-
E312.00-Boiler Plant Equipment	-	-	-	-	-	-
E314.00-Turbogenerator Units	-	-	-	-	-	-
E315.00-Accessory Electric Equip	-	-	-	-	-	-
E316.00-Misc Power Plant Equip	-	-	-	-	-	-
	<u>-</u>	<u>-</u>	<u>-</u>	<u>-</u>	<u>-</u>	<u>-</u>
Electric General Plant						
E389.20-Land	131,956.31	-	-	(131,956.31)	(131,956.31)	-
	<u>131,956.31</u>	<u>-</u>	<u>-</u>	<u>(131,956.31)</u>	<u>(131,956.31)</u>	<u>-</u>
Total Plant Held for Future Use	<u><u>1,936,601.52</u></u>	<u><u>-</u></u>	<u><u>-</u></u>	<u><u>(131,956.31)</u></u>	<u><u>(131,956.31)</u></u>	<u><u>1,804,645.21</u></u>

KENTUCKY UTILITIES COMPANY
NON UTILITY PROPERTY - REGULATORY ACCOUNTING
June 2020

[ToC](#)

	<u>Beginning Balance</u>	<u>Additions</u>	<u>Retirements</u>	<u>Transfers/ Adjustments</u>	<u>Net Additions</u>	<u>Ending Balance</u>
121001-NONUTIL PROP IN SERV						
KY and TN Non Utility Property						
C121.04-Nonutility Prop - Misc Land	649,719.77	-	-	402.50	402.50	650,122.27
C121.05-Nonutility Prop-Misc Struct	-	-	-	-	-	-
C121.06-Nonutility-Misc Land Rights	7,844.44	-	-	-	-	7,844.44
	<u>657,564.21</u>	<u>-</u>	<u>-</u>	<u>402.50</u>	<u>402.50</u>	<u>657,966.71</u>
Total Non Utility Property	<u><u>657,564.21</u></u>	<u><u>-</u></u>	<u><u>-</u></u>	<u><u>402.50</u></u>	<u><u>402.50</u></u>	<u><u>657,966.71</u></u>

KENTUCKY UTILITIES COMPANY
ELECTRIC PLANT - PURCHASED OR SOLD - REGULATORY ACCOUNTING
June 2020

[ToC](#)

	<u>Beginning Balance</u>	<u>Additions</u>	<u>Retirements</u>	<u>Transfers/ Adjustments</u>	<u>Net Additions</u>	<u>Ending Balance</u>
102 Electric Plant - Purchased or Sold						
Electric General Plant						
E390.10-Structures and Improvements	-	-	-	-	-	-
	-	-	-	-	-	-
Electric Other Production						
E340.10-Land Rights	-	-	-	-	-	-
E340.20-Land	-	-	-	-	-	-
E341.00-Structures and Improvements	-	-	-	-	-	-
E342.00-Fuel Holders, Producers, Ac	-	-	-	-	-	-
E342.01-AROP Fuel Holders, Prod, Ac	-	-	-	-	-	-
E343.00-Prime Movers	-	-	-	-	-	-
E344.00-Generators	-	-	-	-	-	-
E345.00-Accessory Electric Equipmen	-	-	-	-	-	-
E345.01-AROP Accessory Electric Equipmen	-	-	-	-	-	-
E346.00-Misc Power Plant Equipment	-	-	-	-	-	-
E347.07-ARO Cost Other Prod (Eq)	-	-	-	-	-	-
	-	-	-	-	-	-
Steam Production						
E310.20-Structures and Improvements	-	-	-	-	-	-
E311.00-Structures and Improvements	-	-	-	-	-	-
E312.00-Boiler Plant Equipment	-	-	-	-	-	-
E314.00-Turbogenerator Units	-	-	-	-	-	-
E315.00-Accessory Electric Equip	-	-	-	-	-	-
E316.00-Misc Power Plant Equip	-	-	-	-	-	-
	-	-	-	-	-	-
Total Electric Plant - Purchased or Sold	<u>-</u>	<u>-</u>	<u>-</u>	<u>-</u>	<u>-</u>	<u>-</u>

KENTUCKY UTILITIES COMPANY
KENTUCKY RESERVE FOR DEPRECIATION AND AMORTIZATION OF ELECTRIC PLANT IN SERVICE - REGULATORY ACCOUNTING
June 2020

[ToC](#)

	Beginning Balance	Accruals	Retirements	Transfers/ Adjustments	RWIP Transfers Out	Cost of Removal	Salvage	Other Credits	Ending Balance
Electric Distribution									
KU-136010- KY Land Rights	(1,440,073.67)	(7,705.20)	-	-	-	-	-	-	(1,447,778.87)
KU-136010- KY Licensed Proj Land Ri	-	-	-	-	-	-	-	-	-
KU-136020-KY Land	(0.00)	-	-	-	-	-	-	-	(0.00)
KU-136100- KY Struct and Improv	(2,961,090.06)	(251,059.44)	38,282.89	-	-	20,934.91	-	-	(3,152,931.70)
KU-136200- KY Station Equipment	(53,772,178.87)	(1,912,589.09)	501,610.17	-	-	188,857.17	(4,086.40)	(85.50)	(54,998,472.52)
KU-136400-KY Ghent Transpt ECR 2009	(3,851.81)	(808.38)	-	-	-	-	-	-	(4,660.19)
KU-136400-KY Licensed Project Pole	(0.29)	-	-	-	-	-	-	-	(0.29)
KU-136400-KY Poles, Towers, and Fix	(163,009,277.70)	(3,232,919.02)	622,030.85	-	-	333,776.08	(21,262.71)	(4,553.09)	(165,312,205.59)
KU-136500- KY Licensed Proj Ohd Con	(0.19)	-	-	-	-	-	-	-	(0.19)
KU-136500- KY Overhead Conductor	(105,257,066.33)	(3,266,524.11)	10,132,189.05	-	-	2,682,919.23	(82,129.83)	(27,436.95)	(95,818,048.94)
KU-136500-KY Ghent Transpt ECR 2009	(3,915.68)	(700.32)	-	-	-	-	-	-	(4,616.00)
KU-136600- KY Underground Conduit	(1,036,576.79)	(26,682.40)	-	-	-	-	-	-	(1,063,259.19)
KU-136600-KY Ghent Transpt ECR 2009	(23,295.20)	(2,515.68)	-	-	-	-	-	-	(25,810.88)
KU-136700- KY Undergrmd Conductors	(54,019,289.85)	(1,645,615.91)	285,139.43	-	-	121,305.78	(7,585.17)	(663.86)	(55,266,709.58)
KU-136700-KY Ghent Transpt ECR 2009	(159,541.37)	(9,178.86)	-	-	-	-	-	-	(168,720.23)
KU-136800- KY Line Transformers	(145,573,103.93)	(2,830,265.96)	50,615.20	-	-	22,488.45	(1,771.57)	-	(148,332,037.81)
KU-136900- KY Services	(62,117,929.07)	(1,017,730.55)	-	-	-	-	-	-	(63,135,659.62)
KU-137000- KY Meters	(31,267,295.68)	(1,074,179.28)	-	-	-	-	-	-	(32,341,474.96)
KU-137001- KY AMS Meters	(333,230.23)	(99,979.47)	-	-	-	-	-	-	(433,209.70)
KU-137011- KY AMI Meters	(55.68)	(26.40)	-	-	-	-	-	-	(82.08)
KU-137020- KY Meters - CT and PT	(5,116,991.66)	(230,546.28)	65,232.74	-	-	-	-	(161,931.00)	(5,444,236.20)
KU-137100- KY Install on Customers	(76.08)	-	-	76.00	-	-	-	-	(0.08)
KU-137101- KY Install Charging Sta	(7,298.22)	(7,961.70)	-	(76.00)	-	-	-	-	(15,335.92)
KU-137300- KY Str Lighting and Sign	(46,406,635.39)	(2,570,958.72)	2,233,115.87	-	-	409,584.94	(4,730.82)	(1,825.87)	(46,341,449.99)
KU-137405-ARO Cost Elec Dist (L/B)	(58,400.03)	(6,169.03)	1,584.35	-	-	-	-	-	(62,984.71)
KU-137407-ARO Cost Elec Dist (Eqp)	(70,166.35)	754.08	-	-	-	-	-	-	(69,412.27)
Total Electric Distribution	(672,637,340.13)	(18,193,361.72)	13,929,800.55	-	-	3,779,866.56	(121,566.50)	(196,496.27)	(673,439,097.51)
Electric General Plant									
KU-138920- KY Land	0.00	-	254,565.12	133,822.03	-	(388,387.15)	-	-	-
KU-139010- KY Structures & Improv	(9,723,103.83)	(654,141.58)	72,302.09	231,768.76	-	139,452.58	-	-	(9,933,721.98)
KU-139010-KY Stru Pinevil Joint Own	(15,429.47)	(669.78)	-	-	-	-	-	-	(16,099.25)
KU-139010-KY Struc Morganfield Offi	(751,417.48)	(59,866.32)	-	-	-	-	-	-	(811,283.80)
KU-139010-KY Struc One Quality Bldg	(3,223,698.22)	(132,017.52)	-	-	-	-	-	-	(3,355,715.74)
KU-139010-Pineville Storem Owned	(448,020.02)	(33,679.86)	-	-	-	-	-	-	(481,699.88)
KU-139020-Carlisle Office	(3.68)	-	-	-	-	-	-	-	(3.68)
KU-139020-Coeburn Office	-	-	-	-	-	-	-	-	-
KU-139020-Columbia Office	-	-	-	-	-	-	-	-	-
KU-139020-Corbin Office	-	-	-	-	-	-	-	-	-
KU-139020-Earlington Pole Yard	(575.35)	-	-	-	-	-	-	-	(575.35)
KU-139020-Eddyville Office	(19,565.17)	(119.22)	-	-	-	-	-	-	(19,684.39)
KU-139020-Ewing Office	-	-	-	-	-	-	-	-	-
KU-139020-Flemingsburg Storeroom	(1,233.40)	(6.82)	1,038.61	-	-	-	-	-	(201.61)
KU-139020-Henderson Office	-	-	-	-	-	-	-	-	-
KU-139020-Lexington Northside Offic	(100.87)	-	-	-	-	-	-	-	(100.87)
KU-139020-Liberty Office	-	-	-	-	-	-	-	-	-
KU-139020-Livermore Storeroom	(226.65)	(38.76)	-	-	-	-	-	-	(265.41)
KU-139020-London Office	(38,730.15)	(213.74)	32,616.02	-	-	-	-	-	(6,327.87)
KU-139020-Manchester Office	-	-	-	-	-	-	-	-	-
KU-139020-Morehead Storeroom	(3,507.22)	(21.12)	-	-	-	-	-	-	(3,528.34)
KU-139020-Richmond Office	(171,892.34)	(1,759.17)	268,400.36	-	-	-	-	-	94,748.85
KU-139020-Somerset Pole Yard	(24.26)	-	-	-	-	-	-	-	(24.26)
KU-139020-St Paul Office	-	-	-	-	-	-	-	-	-
KU-139020-Tates Creek Office	-	-	-	-	-	-	-	-	-
KU-139020-Taylorsville Office	(9,584.73)	(52.86)	8,072.06	-	-	-	-	-	(1,565.53)
KU-139020-Versailles Storeroom	(69,177.40)	(381.82)	58,257.06	-	-	-	-	-	(11,302.16)
KU-139020-Whitley City Office	-	-	-	-	-	-	-	-	-
KU-139020-Various Offices	(314,621.22)	(2,593.51)	368,384.11	-	-	-	-	-	51,169.38
KU-139110- KY Office Equipment	(5,802,405.88)	(271,839.46)	46,755.50	-	-	-	-	-	(6,027,489.84)

KENTUCKY UTILITIES COMPANY
KENTUCKY RESERVE FOR DEPRECIATION AND AMORTIZATION OF ELECTRIC PLANT IN SERVICE - REGULATORY ACCOUNTING
June 2020

[ToC](#)

	Beginning Balance	Accruals	Retirements	Transfers/ Adjustments	RWIP Transfers Out	Cost of Removal	Salvage	Other Credits	Ending Balance
KU-139120-KY Non PC Computer Equip	(13,534,234.47)	(1,655,900.79)	2,699,659.38	-	-	-	-	-	(12,490,475.88)
KU-139130-Cash Processing Equipmen	-	-	-	-	-	-	-	-	-
KU-139131-Personal Computers	(1,062,274.45)	(660,661.03)	59,007.00	-	-	-	-	-	(1,663,928.48)
KU-139200- KY - Ghent 4 ECR 2009	(0.00)	-	-	-	-	-	-	-	(0.00)
KU-139200- KY Cars and Light Trucks	-	-	-	-	-	-	-	-	-
KU-139200-KY Cars and Light Trucks-	(776,925.95)	(19,080.01)	19,170.48	-	-	-	-	-	(776,835.48)
KU-139210- KY Heavy Trucks & Other	(0.00)	-	-	-	-	-	-	-	(0.00)
KU-139210- KY Heavy Trucks & Other-	(3,556,201.78)	(97,034.84)	27,247.29	-	-	-	-	-	(3,625,989.33)
KU-139300- KY Stores Equipment	(429,905.22)	(19,230.26)	8,677.82	-	-	-	-	-	(440,457.66)
KU-139400- KY Tools, Shop, Garage	(4,917,355.39)	(296,573.60)	25,295.54	-	-	-	-	-	(5,188,633.45)
KU-139500-KY Laboratory Equipment	(0.00)	-	-	-	-	-	-	-	(0.00)
KU-139600-KY Power Op Equip	(0.00)	-	-	-	-	-	-	-	(0.00)
KU-139610-KY Power Op Equip-Lg Mach	(1,156,900.26)	(123,026.94)	-	-	-	-	-	-	(1,279,927.20)
KU-139620-KY Power Op Equip - Other	(319,565.31)	(29,494.44)	-	-	-	-	-	-	(349,059.75)
KU-139700-KY Microwave,Fiber,Other	(13,645,544.50)	(844,666.28)	-	-	-	-	-	-	(14,490,210.78)
KU-139710- KY Radios and Telephone	(13,608,619.91)	(1,306,065.95)	-	-	-	-	-	-	(14,914,685.86)
KU-139720- DSM Equipment	(3,725,665.83)	(535,487.92)	-	-	-	-	-	-	(4,261,153.75)
KU-139800- KY Miscellaneous Equip	0.00	-	-	-	-	-	-	-	0.00
Total General Plant	(77,011,889.19)	(6,742,030.09)	3,581,064.33	365,590.79	-	(248,934.57)	-	-	(80,056,198.73)
Electric Hydro Production									
KU-133010-DD Land Rights	(912,332.60)	-	-	56,697.00	-	-	-	-	(855,635.60)
KU-133100-DD Structures and Improv	(413,947.44)	(56,147.48)	-	(56,697.00)	-	-	-	-	(526,791.92)
KU-133200-DD Reservoirs, Dams, and	(10,458,804.77)	(285,603.75)	1,201.51	-	-	8,759.69	-	-	(10,734,447.32)
KU-133300-DD Water Wheels, Turbine	(2,931,616.71)	(271,102.14)	-	-	-	-	-	-	(3,202,718.85)
KU-133400-DD Accessory Electric Eq	(369,766.67)	(25,562.52)	290.00	-	-	10,258.00	-	-	(384,781.19)
KU-133500-DD Misc Power Plant Equi	(168,322.77)	(6,192.24)	-	-	-	-	-	-	(174,515.01)
KU-133600-DD Roads, Railroads, and	(103,633.04)	(3,756.34)	35,609.30	-	-	137,142.56	-	-	65,362.48
KU-133707-ARO Cost Hydro Prod (Eqp)	(73,366.27)	(8,944.08)	-	-	-	-	-	-	(82,310.35)
Total Electric Hydro Production	(15,431,790.27)	(657,308.55)	37,100.81	-	-	156,160.25	-	-	(15,895,837.76)

KENTUCKY UTILITIES COMPANY
KENTUCKY RESERVE FOR DEPRECIATION AND AMORTIZATION OF ELECTRIC PLANT IN SERVICE - REGULATORY ACCOUNTING
June 2020

[ToC](#)

	Beginning Balance	Accruals	Retirements	Transfers/ Adjustments	RWIP Transfers Out	Cost of Removal	Salvage	Other Credits	Ending Balance
Electric Other Production									
KU-134010-EWB 9PL Land Rights	(132,118.30)	(1,931.70)	-	-	-	-	-	-	(134,050.00)
KU-134020-EWB 8 Land	-	-	-	-	-	-	-	-	-
KU-134020-EWB Solar Facility Land	-	-	-	-	-	-	-	-	-
KU-134020-Land	-	-	-	-	-	-	-	-	-
KU-134100-CR 7 Structures and Impr	(6,139,874.83)	(771,567.68)	36,939.28	-	-	11,171.16	-	-	(6,863,332.07)
KU-134100-EWB 10 Structures and Im	(1,417,669.83)	(27,239.52)	-	-	-	-	-	-	(1,444,909.35)
KU-134100-EWB 11 Structures and Im	(1,524,955.87)	(41,450.70)	-	-	-	-	-	-	(1,566,406.57)
KU-134100-EWB 5 Structures and Im	(452,984.63)	(20,744.40)	-	-	-	-	-	-	(473,729.03)
KU-134100-EWB 6 Structures and Imp	(130,136.71)	(5,136.33)	19,559.77	-	-	1,913.20	-	-	(113,800.07)
KU-134100-EWB 7 Structures and Imp	(368,984.44)	(12,037.26)	-	-	-	-	-	-	(381,021.70)
KU-134100-EWB 8 Structures and Imp	(1,726,639.32)	(39,951.24)	-	-	-	-	-	-	(1,766,590.56)
KU-134100-EWB 9 Structures and Imp	(3,621,604.31)	(64,310.16)	-	-	-	-	-	-	(3,685,914.47)
KU-134100-EWB Solar Struc and Imp	(181,608.49)	(30,608.82)	-	-	-	-	-	-	(212,217.31)
KU-134100-HA 1,2,&3 Structures and	(254,260.76)	(27,935.58)	-	-	-	-	-	-	(282,196.34)
KU-134100-Simp Solar A1 Struc & Imp	(11,265.38)	(16,976.52)	-	-	-	-	-	-	(28,241.90)
KU-134100-Simp Solar A2 Struc & Imp	-	-	-	-	-	-	-	-	-
KU-134100-PR 13 Structures and Imp	(1,277,902.54)	(45,736.86)	-	-	-	-	-	-	(1,323,639.40)
KU-134100-TC 10 Structures and Imp	(2,052,398.69)	(83,653.32)	-	-	-	-	-	-	(2,136,052.01)
KU-134100-TC 5 Structures and Impr	(2,284,789.32)	(72,373.44)	-	-	-	-	-	-	(2,357,162.76)
KU-134100-TC 6 Structures and Impr	(2,195,850.96)	(69,261.60)	-	-	-	-	-	-	(2,265,112.56)
KU-134100-TC 7 Structures and Impr	(1,957,965.45)	(67,268.04)	-	-	-	-	-	-	(2,025,233.49)
KU-134100-TC 8 Structures and Impr	(1,952,297.31)	(67,073.28)	-	-	-	-	-	-	(2,019,370.59)
KU-134100-TC 9 Structures and Impr	(2,003,338.21)	(69,280.74)	-	-	-	-	-	-	(2,072,618.95)
KU-134100-Structures and Impr	(29,554,527.05)	(1,532,605.49)	56,499.05	-	-	13,084.36	-	-	(31,017,549.13)
KU-134200-Cane Run PIPELINE FUEL	(3,117,860.63)	(362,863.86)	-	-	-	-	-	-	(3,480,724.49)
KU-134200-CR 7 Fuel Holders, Produ	(3,966,638.62)	(102,230.52)	-	-	-	-	-	-	(4,068,869.14)
KU-134200-EWB 10 Fuel Holders, Pro	(129,792.91)	(7,668.36)	-	-	-	-	-	-	(137,461.27)
KU-134200-EWB 11 Fuel Holders, Pro	(176,632.32)	(11,142.66)	-	-	-	-	-	-	(187,774.98)
KU-134200-EWB 5 Fuel Holders, Prod	(416,033.72)	(19,894.68)	-	-	-	-	-	-	(435,928.40)
KU-134200-EWB 6 Fuel Holders, Prod	(395,259.74)	(34,573.56)	-	-	-	-	-	-	(429,833.30)
KU-134200-EWB 7 Fuel Holders, Prod	(389,963.80)	(33,518.04)	-	-	-	-	-	-	(423,481.84)
KU-134200-EWB 8 Fuel Holders, Prod	(191,064.81)	(8,588.46)	-	-	-	-	-	-	(199,653.27)
KU-134200-EWB 9 Fuel Holders, Prod	(1,722,017.00)	(73,357.62)	-	-	-	-	-	-	(1,795,374.62)
KU-134200-EWB 9PL Fuel Holders, Pr	(6,222,521.79)	(126,451.98)	-	-	-	-	-	-	(6,348,973.77)
KU-134200-HA 1,2,&3 Fuel Holders,	(448,226.20)	(39,393.90)	48,431.58	-	-	61.92	-	-	(439,126.60)
KU-134200-Paddys Run CT Pipeline	(687,373.75)	(106,199.70)	-	-	-	-	-	-	(793,573.45)
KU-134200-PR 13 Fuel Holders, Prod	(1,218,519.36)	(38,471.52)	-	-	-	-	-	-	(1,256,990.88)
KU-134200-TC 10 Fuel Holders, Produ	(351,785.32)	(15,153.84)	-	-	-	-	-	-	(366,939.16)
KU-134200-TC 5 Fuel Holders, Produ	(146,698.71)	(4,671.90)	-	-	-	-	-	-	(151,370.61)
KU-134200-TC 6 Fuel Holders, Produ	(146,503.34)	(4,665.30)	-	-	-	-	-	-	(151,168.64)
KU-134200-TC 7 Fuel Holders, Produ	(318,503.72)	(11,040.96)	-	-	-	-	-	-	(329,544.68)
KU-134200-TC 8 Fuel Holders, Produ	(317,581.63)	(11,008.98)	-	-	-	-	-	-	(328,590.61)
KU-134200-TC 9 Fuel Holders, Produ	(326,154.41)	(11,371.02)	-	-	-	-	-	-	(337,525.43)
KU-134200-TRIMBLE CT PIPELINE FUEL	(2,957,974.76)	(99,576.90)	-	-	-	-	-	-	(3,057,551.66)
KU-134200-Fuel Holders, Produ	(23,647,106.54)	(1,121,843.76)	48,431.58	-	-	61.92	-	-	(24,720,456.80)
KU-134201-AROP EWB 9 Turbogenerator	0.00	-	-	-	-	-	-	-	0.00
KU-134300-Cane Run 7 Prime Movers	(22,684,410.77)	(4,715,003.71)	3,859,193.28	-	-	49,455.49	-	-	(23,490,765.71)
KU-134300-EWB 10 Prime Movers	(14,321,306.88)	(640,575.66)	-	-	-	-	-	-	(14,961,882.54)
KU-134300-EWB 11 Prime Movers	(27,470,067.93)	(1,029,355.14)	-	-	-	-	-	-	(28,499,423.07)
KU-134300-EWB 5 Prime Movers	(7,962,530.33)	(368,043.42)	-	-	-	-	-	-	(8,330,573.75)
KU-134300-EWB 6 Prime Movers	(18,900,621.35)	(1,166,817.75)	51,837.53	-	-	565,553.71	-	-	(19,450,047.86)
KU-134300-EWB 7 Prime Movers	(20,210,465.46)	(850,470.84)	-	-	-	-	-	-	(21,060,936.30)
KU-134300-EWB 8 Prime Movers	(20,805,630.61)	(775,090.50)	-	-	-	-	-	-	(21,580,721.11)
KU-134300-EWB 9 Prime Movers	(16,636,553.12)	(683,346.84)	-	-	-	-	-	-	(17,319,899.96)
KU-134300-PR 13 Prime Movers	(9,646,884.43)	(547,784.40)	310,451.14	-	-	538.14	-	-	(9,883,679.55)
KU-134300-TC 10 Prime Movers	(12,549,628.54)	(581,810.79)	-	-	-	-	-	-	(13,131,439.33)
KU-134300-TC 5 Prime Movers	(18,259,069.96)	(831,161.88)	14,069.94	-	-	-	-	-	(19,076,161.90)
KU-134300-TC 6 Prime Movers	(18,340,743.33)	(781,792.92)	-	-	-	-	-	-	(19,122,536.25)
KU-134300-TC 7 Prime Movers	(11,964,090.19)	(605,177.98)	-	-	-	-	-	-	(12,569,268.17)

KENTUCKY UTILITIES COMPANY
KENTUCKY RESERVE FOR DEPRECIATION AND AMORTIZATION OF ELECTRIC PLANT IN SERVICE - REGULATORY ACCOUNTING
June 2020

[ToC](#)

	Beginning Balance	Accruals	Retirements	Transfers/ Adjustments	RWIP Transfers Out	Cost of Removal	Salvage	Other Credits	Ending Balance
KU-134300-TC 8 Prime Movers	(12,373,284.26)	(581,865.96)	105,361.53	-	-	6,444.90	-	-	(12,843,343.79)
KU-134300-TC 9 Prime Movers	(12,577,252.03)	(567,817.47)	42,853.18	-	-	-	-	-	(13,102,216.32)
KU-134300-Prime Movers	(244,702,539.19)	(14,726,115.26)	4,383,766.60	-	-	621,992.24	-	-	(254,422,895.61)
KU-134400-CR 7 Generators	(9,924,789.29)	(907,139.91)	-	-	-	-	-	-	(10,831,929.20)
KU-134400-EWB 10 Generators	(3,453,830.96)	(73,356.90)	-	-	-	-	-	-	(3,527,187.86)
KU-134400-EWB 11 Generators	(3,745,492.61)	(159,004.50)	-	-	-	-	-	-	(3,904,497.11)
KU-134400-EWB 5 Generators	(1,665,386.37)	(59,910.06)	-	-	-	-	-	-	(1,725,296.43)
KU-134400-EWB 6 Generators	(2,149,562.40)	(66,783.78)	-	-	-	-	-	-	(2,150,435.63)
KU-134400-EWB 7 Generators	(2,560,156.05)	(82,126.40)	198,720.59	-	-	65,910.55	21,958.00	-	(2,421,603.86)
KU-134400-EWB 8 Generators	(4,141,799.71)	(102,400.74)	-	-	-	-	-	-	(4,244,200.45)
KU-134400-EWB 9 Generators	(4,122,315.02)	(77,177.58)	-	-	-	-	-	-	(4,199,492.60)
KU-134400-EWB Solar Generators	(2,152,592.78)	(301,232.58)	-	-	-	-	-	-	(2,453,825.36)
KU-134400-HA 1,2,&3 Generators	(2,778,450.67)	(72,015.36)	-	-	-	-	-	-	(2,850,466.03)
KU-134400-PR 13 Generators	(3,118,188.34)	(118,936.56)	431,564.63	-	-	-	-	-	(2,805,560.27)
KU-134400-Simp Solar A1 Generators	(7,816.69)	(15,984.72)	-	-	-	-	-	-	(23,801.41)
KU-134400-Simp Solar A2 Generators	-	-	-	-	-	-	-	-	-
KU-134400-TC 10 Generators	(1,602,286.32)	(62,334.42)	-	-	-	-	-	-	(1,664,620.74)
KU-134400-TC 5 Generators	(2,273,276.58)	(77,037.90)	-	-	-	-	-	-	(2,350,314.48)
KU-134400-TC 6 Generators	(2,178,815.39)	(75,182.52)	-	-	-	-	-	-	(2,253,997.91)
KU-134400-TC 7 Generators	(1,542,037.44)	(57,478.32)	-	-	-	-	-	-	(1,599,515.76)
KU-134400-TC 8 Generators	(1,535,431.54)	(57,244.44)	-	-	-	-	-	-	(1,592,675.98)
KU-134400-TC 9 Generators	(1,091,781.05)	(65,495.52)	-	-	-	-	-	-	(1,157,276.57)
KU-134400-Bus Solar Gen-Makers Mark	-	(4,735.73)	-	-	-	-	-	-	(4,735.73)
KU-134400-Generators	(50,044,009.21)	(2,435,577.94)	630,285.22	-	-	87,868.55	-	-	(51,761,433.38)
KU-134500-CR 7 Accessory Electric	(3,070,041.78)	(3,070,041.78)	-	-	-	-	-	-	(3,431,542.13)
KU-134500-EWB 10 Accessory Electric	(2,111,738.72)	(61,185.06)	-	-	-	-	-	-	(2,172,923.78)
KU-134500-EWB 11 Accessory Electric	(1,842,666.59)	(60,374.76)	-	-	-	-	-	-	(1,903,041.35)
KU-134500-EWB 5 Accessory Electric	(1,382,971.83)	(48,861.42)	-	-	-	-	-	-	(1,431,833.25)
KU-134500-EWB 6 Accessory Electric	(1,339,377.11)	(49,250.55)	-	-	-	-	-	-	(1,388,627.66)
KU-134500-EWB 7 Accessory Electric	(1,310,879.32)	(50,314.38)	-	-	-	-	-	-	(1,361,193.70)
KU-134500-EWB 8 Accessory Electric	(2,438,860.01)	(97,616.10)	-	-	-	-	-	-	(2,536,476.11)
KU-134500-EWB 9 Accessory Electric	(3,139,443.44)	(85,943.40)	-	-	-	-	-	-	(3,225,386.84)
KU-134500-EWB Solar Accessory Elec	(84,697.78)	(9,711.24)	-	-	-	-	-	-	(94,409.02)
KU-134500-Simp Solar A1 Access Elec	-	(598.72)	-	-	-	-	-	-	(598.72)
KU-134500-Simp Solar A2 Misc Pwr Pl	-	-	-	-	-	-	-	-	-
KU-134500-HA 1,2,&3 Accessory Elec	(651,617.56)	(90,441.96)	-	-	-	-	-	-	(742,059.52)
KU-134500-PR 13 Accessory Electric	(1,527,683.85)	(50,118.00)	-	-	-	-	-	-	(1,577,801.85)
KU-134500-TC 10 Accessory Electric	(3,979,878.62)	(216,677.40)	-	-	-	-	-	-	(4,196,556.02)
KU-134500-TC 5 Accessory Electric	(1,004,240.01)	(39,647.03)	-	-	-	-	-	-	(1,043,887.04)
KU-134500-TC 6 Accessory Electric	(2,407,280.60)	(97,257.54)	-	-	-	-	-	-	(2,504,538.14)
KU-134500-TC 7 Accessory Electric	(1,798,641.39)	(76,223.52)	-	-	-	-	-	-	(1,874,864.91)
KU-134500-TC 8 Accessory Electric	(1,721,137.04)	(62,965.80)	-	-	-	-	-	-	(1,784,102.84)
KU-134500-TC 9 Accessory Electric	(1,753,995.30)	(63,478.08)	-	-	-	-	-	-	(1,817,473.38)
KU-134500-Bus Solar Acc Elec-Makers	-	(1,942.77)	-	-	-	-	-	-	(1,942.77)
KU-134500-Accessory Electric	(31,565,150.95)	(1,524,108.08)	-	-	-	-	-	-	(33,089,259.03)
KU-134501-AROP EWB 10 Acc Electric	-	-	-	-	-	-	-	-	-
KU-134501-AROP EWB 11 Acc Electric	-	-	-	-	-	-	-	-	-
KU-134501-AROP EWB 5 Acc Electric	-	-	-	-	-	-	-	-	-
KU-134501-AROP EWB 6 Acc Electric	-	-	-	-	-	-	-	-	-
KU-134501-AROP EWB 7 Acc Electric	-	-	-	-	-	-	-	-	-
KU-134501-AROP EWB 8 Acc Electric	-	-	-	-	-	-	-	-	-
KU-134501-AROP EWB 9 Acc Electric	-	-	-	-	-	-	-	-	-
KU-134501-AROP TC 7 Acc Electric	-	-	-	-	-	-	-	-	-
KU-134501-AROP TC 8 Acc Electric	-	-	-	-	-	-	-	-	-
KU-134501-AROP Accessory Electric	-	-	-	-	-	-	-	-	-
KU-134600-CR 7 Misc. Power Plant E	(329,740.21)	(53,944.98)	-	-	-	-	-	-	(383,685.19)
KU-134600-EWB 10 Misc Power Plant	(165,237.46)	(3,868.14)	-	-	-	-	-	-	(169,105.60)
KU-134600-EWB 11 Misc Power Plant	(383,752.46)	(14,619.30)	-	-	-	-	-	-	(398,371.76)
KU-134600-EWB 5 Misc Power Plant E	(1,375,855.74)	(42,353.34)	-	-	-	-	-	-	(1,418,209.08)
KU-134600-EWB 6 Misc Power Plant E	(49,171.12)	(3,672.14)	-	-	-	-	-	-	(52,843.26)

KENTUCKY UTILITIES COMPANY
KENTUCKY RESERVE FOR DEPRECIATION AND AMORTIZATION OF ELECTRIC PLANT IN SERVICE - REGULATORY ACCOUNTING
June 2020

[ToC](#)

	Beginning Balance	Accruals	Retirements	Transfers/ Adjustments	RWIP Transfers Out	Cost of Removal	Salvage	Other Credits	Ending Balance
KU-134600-EWB 7 Misc Power Plant E	(39,779.34)	(2,594.64)	-	-	-	-	-	-	(42,373.98)
KU-134600-EWB 8 Misc Power Plant E	(243,252.74)	(8,351.88)	-	-	-	-	-	-	(251,604.62)
KU-134600-EWB 9 Misc Power Plant E	(566,908.98)	(13,928.70)	-	-	-	-	-	-	(580,837.68)
KU-134600-EWB Solar Misc Power Plt	(56,214.91)	(9,026.52)	-	-	-	-	-	-	(65,241.43)
KU-134600-Simp Solar A1 Misc Pwr Pl	-	(53.73)	-	-	-	-	-	-	(53.73)
KU-134600-Simp Solar A2 Struc & Im	-	-	-	-	-	-	-	-	-
KU-134600-HA 1,2,&3 Misc Power Pla	(86,271.97)	(9,948.42)	-	-	-	-	-	-	(96,220.39)
KU-134600-PR 13 Misc Power Plant E	(710,868.07)	(21,556.80)	-	-	-	-	-	-	(732,424.87)
KU-134600-TC 10 Misc Power Plant E	(18,922.24)	(965.10)	-	-	-	-	-	-	(19,887.34)
KU-134600-TC 5 Misc. Power Plant E	(17,517.32)	(585.12)	-	-	-	-	-	-	(18,102.44)
KU-134600-TC 7 Misc. Power Plant E	(5,040.90)	(172.86)	-	-	-	-	-	-	(5,213.76)
KU-134600-TC 8 Misc. Power Plant E	(5,024.97)	(172.38)	-	-	-	-	-	-	(5,197.35)
KU-134600-TC 9 Misc. Power Plant E	(5,151.06)	(178.14)	-	-	-	-	-	-	(5,329.20)
KU-134600-Misc. Power Plant E	(4,058,709.49)	(185,992.19)	-	-	-	-	-	-	(4,244,701.68)
KU-134707-ARO Cost Other Prod (Eqp)	(93,676.46)	(10,074.72)	-	-	-	-	-	-	(103,751.18)
Total Electric Other Production	(383,797,837.19)	(21,538,249.14)	5,118,982.45	-	-	723,007.07	-	-	(399,494,096.81)
Electric Steam Production									
KU-131020-EWB 1 Land	-	-	-	-	-	-	-	-	-
KU-131020-EWB 3 Land	-	-	-	-	-	-	-	-	-
KU-131020-EWB 3 Land ECR2016-161073	-	-	-	-	-	-	-	-	-
KU-131020-GH 1 Land	-	-	-	-	-	-	-	-	-
KU-131020-GH 4 Land ECR 2009	-	-	-	-	-	-	-	-	-
KU-131020-GR 1&2 Land	-	-	-	-	-	-	-	-	-
KU-131020-PI 1&2 Land	-	-	-	-	-	-	-	-	-
KU-131020-PI 3 Land	-	-	-	-	-	-	-	-	-
KU-131020-TC 2 Land ECR 2009	-	-	-	-	-	-	-	-	-
KU-131020-TC 2 Land ECR 2009-160933	-	-	-	-	-	-	-	-	-
KU-131020-TY 3 Land	-	-	-	-	-	-	-	-	-
KU-131020-Land	-	-	-	-	-	-	-	-	-
KU-131100-EWB 1 Structures and Imp	(4,214,215.94)	(795.12)	-	40,155.00	-	-	-	-	(4,174,856.06)
KU-131100-EWB 2 Structures and Imp	(2,431,665.19)	(7,226.16)	-	26,554.00	-	-	-	-	(2,412,337.35)
KU-131100-EWB 3 Struc	(15,649,119.22)	(384,275.46)	-	-	-	-	-	-	(16,033,394.68)
KU-131100-EWB 3 Struc ECR 2005	-	-	-	-	-	-	-	-	-
KU-131100-EWB 3 Struc ECR 2009	(6,019.97)	(745.62)	-	-	-	-	-	-	(6,765.59)
KU-131100-EWB 3 Struc ECR 2011	(269,630.95)	(83,131.62)	-	-	-	-	-	-	(352,762.57)
KU-131100-EWB3 FGD Struc	(16,570,665.44)	(1,034,060.94)	-	(66,709.00)	-	-	-	-	(17,671,435.38)
KU-131100-EWB3 FGD Struc ECR 2005	(0.00)	-	-	-	-	-	-	-	(0.00)
KU-131100-GH 1 Struc	(10,770,950.97)	(184,106.74)	67,733.78	8,382.00	-	11,814.62	-	-	(10,867,127.31)
KU-131100-GH 1 Struc ECR 2006	0.00	-	-	-	-	-	-	-	0.00
KU-131100-GH 1SC Structures and Im	(6,541,385.39)	(48,399.84)	-	-	-	-	-	-	(6,589,785.23)
KU-131100-GH 2 Structures and Impr	(9,541,940.02)	(111,443.65)	-	4,211.00	-	-	-	-	(9,649,172.67)
KU-131100-GH 3 Struc	(35,188,312.51)	(459,926.63)	207,936.61	232,561.00	-	-	-	-	(35,207,741.53)
KU-131100-GH 3 Struc ECR 2006	-	-	-	-	-	-	-	-	-
KU-131100-GH 3 Struc ECR 2011	(649,462.94)	(100,274.94)	-	-	-	-	-	-	(749,737.88)
KU-131100-GH 4 Struc	(17,304,361.66)	(634,935.97)	25,010.14	51,453.00	-	4,177.59	-	-	(17,858,656.90)
KU-131100-GH 4 Struc ECR 2005	-	-	-	-	-	-	-	-	-
KU-131100-GH 4 Struc ECR 2006	0.00	-	-	-	-	-	-	-	0.00
KU-131100-GH 4 Struc ECR 2009	(798,183.68)	(172,244.94)	-	-	-	-	-	-	(970,428.62)
KU-131100-GH2 FGD Structures and I	(12,376,092.63)	(90,612.90)	-	48,044.00	-	-	-	-	(12,418,661.53)
KU-131100-GH3 FGD Structures and I	-	-	-	-	-	-	-	-	-
KU-131100-GH4 FGD Structures and I	-	-	-	-	-	-	-	-	-
KU-131100-GR 1-2 Structures and Im	(480,446.49)	-	-	(48,045.00)	-	-	-	-	(528,491.49)
KU-131100-GR 3 Structures and Impr	(563,915.11)	-	-	(56,392.00)	-	-	-	-	(620,307.11)
KU-131100-GR 4 Structures and Impr	(2,325,761.90)	-	1,638,938.15	(232,576.00)	-	1,704,832.18	-	-	785,432.43
KU-131100-PI 1-2 Structures and Imp	-	-	-	-	-	-	-	-	-
KU-131100-PI 3 Structures and Impr	(42,059.13)	-	21,029.71	(4,206.00)	-	1,645,550.99	-	-	1,620,315.57
KU-131100-SL Structures and Improv	(764,451.08)	(8,822.19)	-	-	-	-	-	-	(773,273.27)
KU-131100-TC 2 FGD Struc & Improv	(3,384,981.78)	(34,980.30)	-	-	-	-	-	-	(3,419,962.08)
KU-131100-TC Training Center Struc	(20,976.00)	(11,582.99)	-	-	-	-	-	-	(32,558.99)

KENTUCKY UTILITIES COMPANY
KENTUCKY RESERVE FOR DEPRECIATION AND AMORTIZATION OF ELECTRIC PLANT IN SERVICE - REGULATORY ACCOUNTING
June 2020

[ToC](#)

	Beginning Balance	Accruals	Retirements	Transfers/ Adjustments	RWIP Transfers Out	Cost of Removal	Salvage	Other Credits	Ending Balance
KU-131100-TC2 Struct	(21,998,588.12)	(871,706.47)	52,872.10	56,386.00	-	7,347.33	-	(1,818.00)	(22,755,507.16)
KU-131100-TC2 Struct ECR 2006	-	-	-	-	-	-	-	-	-
KU-131100-TC2 Struct ECR 2009	(59,222.51)	(4,242.00)	-	-	-	-	-	-	(63,464.51)
KU-131100-TY 1&2 Structures and Im	(83,736.27)	-	-	(51,445.00)	-	-	-	-	(135,181.27)
KU-131100-TY 3 Structures and Impr	(514,444.62)	-	197,134.06	(8,373.00)	-	3,054,682.50	-	-	2,728,998.94
KU-131100- Structures and Impr	(162,550,589.52)	(4,243,514.48)	2,210,654.55	-	-	6,428,405.21	-	(1,818.00)	(158,156,862.24)
KU-131101-AROP EWB 1 Struct & Imp	-	-	-	-	-	-	-	-	-
KU-131101-AROP EWB 3 ECR 2009	-	-	-	-	-	-	-	-	-
KU-131101-AROP EWB 3 Struct & Imp	-	-	-	-	-	-	-	-	-
KU-131101-AROP GH 1 Struct & Imp	-	-	-	-	-	-	-	-	-
KU-131101-AROP GR 1-2 Struct & Imp	-	-	-	-	-	-	-	-	-
KU-131101-AROP GR 4 Struct & Impr	-	-	-	-	-	-	-	-	-
KU-131101-AROP TC2 Struct ECR 2009	-	-	-	-	-	-	-	-	-
KU-131101-AROP TY 3 Struct & Impr	-	-	-	-	-	-	-	-	-
KU-131101-AROP Struct & Impr	-	-	-	-	-	-	-	-	-
KU-131200-EWB 1 Boil	(8,370,954.63)	(64,325.10)	-	90,417.00	-	-	-	-	(8,344,862.73)
KU-131200-EWB 1 Boil - Ash Pond	(12,404,729.33)	(85,853.16)	-	(659,589.00)	-	-	-	-	(13,150,171.49)
KU-131200-EWB 1 Boil ECR 2005	-	-	-	-	-	-	-	-	-
KU-131200-EWB 2 Boil	(1,584,931.46)	(82,934.40)	-	76,296.00	-	-	-	-	(1,591,569.86)
KU-131200-EWB 2 Boil ECR 2005	-	-	-	-	-	-	-	-	-
KU-131200-EWB 2 Boil ECR 2006	-	-	-	-	-	-	-	-	-
KU-131200-EWB 3 Boil	(70,610,297.05)	(3,599,933.26)	1,667,052.54	7,391,664.00	-	282,452.52	-	-	(64,869,061.25)
KU-131200-EWB 3 Boil Ash Pond	(5,685,134.63)	(406,932.72)	-	(12,692,681.00)	-	-	-	-	(18,784,748.35)
KU-131200-EWB 3 Boil ECR 2005	-	-	-	-	-	-	-	-	-
KU-131200-EWB 3 Boil ECR 2006	-	-	-	-	-	-	-	-	-
KU-131200-EWB 3 Boil ECR 2009	(18,709,067.21)	(3,091,166.58)	-	-	-	-	-	-	(21,800,233.79)
KU-131200-EWB 3 Boil ECR 2011	(20,584,659.31)	(5,017,994.34)	-	-	-	-	-	-	(25,602,653.65)
KU-131200-EWB 3 Boil ECR2016-152377	-	(162,238.35)	-	-	-	-	-	-	(162,238.35)
KU-131200-EWB3 FGD Boil	(107,645,406.30)	(8,260,618.74)	-	5,793,893.00	-	-	-	-	(110,112,132.04)
KU-131200-EWB3 FGD Boil ECR 2005	-	-	-	-	-	-	-	-	-
KU-131200-GH 1 Boil	(99,481,903.67)	(4,933,758.21)	5,029,088.24	21,107.00	-	2,087,684.97	(45,000.00)	-	(97,322,781.67)
KU-131200-GH 1 Boil - Ash Pond	(2,074,881.35)	(840.24)	-	(21,107.00)	-	-	-	-	(2,096,828.59)
KU-131200-GH 1 Boil ECR 2005	-	-	-	-	-	-	-	-	-
KU-131200-GH 1 Boil ECR 2006	-	-	-	-	-	-	-	-	-
KU-131200-GH 1 Boil ECR 2011	(22,954,122.62)	(3,979,407.12)	-	-	-	-	-	-	(26,933,529.74)
KU-131200-GH 1 SC Boil - Ash Pond	(39,219.48)	(7.26)	-	39,226.08	-	-	-	-	(0.66)
KU-131200-GH 1SC Boil	(68,298,553.53)	(2,907,539.79)	116,378.54	(39,226.08)	-	2,253.80	-	-	(71,126,687.06)
KU-131200-GH 1SC Boil ECR 2005	-	-	-	-	-	-	-	-	-
KU-131200-GH 1SC Boil ECR 2016	(90,370.14)	(23,270.40)	-	-	-	-	-	-	(113,640.54)
KU-131200-GH 2 Boil	(72,056,501.68)	(3,499,861.93)	4,085,281.47	-	-	996,836.73	(59.40)	-	(70,474,304.81)
KU-131200-GH 2 Boil ECR 2005	-	-	-	-	-	-	-	-	-
KU-131200-GH 2 Boil ECR 2011	(12,755,217.42)	(3,658,778.34)	-	-	-	-	-	-	(16,413,995.76)
KU-131200-GH 2 SC Boil - Ash Pond	(1,901,133.18)	-	-	-	-	-	-	-	(1,901,133.18)
KU-131200-GH 2SC Boil	(64,740,802.77)	(399,774.88)	197,502.33	-	-	23,739.69	-	-	(64,919,335.63)
KU-131200-GH 2SC Boil ECR 2005	-	-	-	-	-	-	-	-	-
KU-131200-GH 2SC Boil ECR 2016	(219,460.83)	(26,493.18)	-	-	-	-	-	-	(245,954.01)
KU-131200-GH 3 Boil	(172,531,613.42)	(4,868,960.14)	1,932,905.02	-	-	1,539,868.28	(13,908.60)	-	(173,941,708.86)
KU-131200-GH 3 Boil ECR 2006	-	-	-	-	-	-	-	-	-
KU-131200-GH 3 Boil ECR 2011	(21,152,690.28)	(3,041,605.92)	-	-	-	-	-	-	(24,194,296.20)
KU-131200-GH 4 Boil	(145,326,222.06)	(6,792,525.95)	369,646.57	5,688,532.00	-	129,176.56	-	-	(145,931,392.88)
KU-131200-GH 4 Boil - Ash Pond	(14,894,136.13)	(438,081.72)	-	(12,479,432.00)	-	-	-	-	(27,811,649.85)
KU-131200-GH 4 Boil ECR 2005	-	-	-	-	-	-	-	-	-
KU-131200-GH 4 Boil ECR 2006	-	-	-	-	-	-	-	-	-
KU-131200-GH 4 Boil ECR 2009	(35,847,155.06)	(6,686,387.79)	-	-	-	-	-	-	(42,533,542.85)
KU-131200-GH 4 Boil ECR 2011	(19,978,537.82)	(3,304,551.48)	-	-	-	-	-	-	(23,283,089.30)
KU-131200-GH 4 Boil ECR 2016-152379	-	(1,399,175.67)	-	-	-	-	-	-	(1,399,175.67)
KU-131200-GH 4RC Boiler Plant Equi	(0.00)	-	-	-	-	-	-	-	(0.00)
KU-131200-GH3 FGD Boil	(45,845,475.39)	(2,383,885.67)	381,705.66	-	-	17,982.36	-	-	(47,829,673.04)
KU-131200-GH3 FGD Boil ECR 2005	-	-	-	-	-	-	-	-	-
KU-131200-GH3 FGD Boil ECR 2016	(62,685.09)	(18,516.90)	-	-	-	-	-	-	(81,201.99)

KENTUCKY UTILITIES COMPANY
 KENTUCKY RESERVE FOR DEPRECIATION AND AMORTIZATION OF ELECTRIC PLANT IN SERVICE - REGULATORY ACCOUNTING
 June 2020

ToC

	Beginning Balance	Accruals	Retirements	Transfers/ Adjustments	RWIP Transfers Out	Cost of Removal	Salvage	Other Credits	Ending Balance
KU-131200-GH4 FGD Boil	(113,846,020.84)	(4,547,300.14)	563,082.53	6,790,900.00	-	93,967.92	-	-	(110,945,370.53)
KU-131200-GH4 FGD Boil ECR 2005	-	-	-	-	-	-	-	-	-
KU-131200-GH4 FGD Boil ECR 2016	(54,285.34)	(14,539.92)	-	-	-	-	-	-	(68,825.26)
KU-131200-GR 1-2 Boiler Plant Equi	-	-	-	-	-	-	-	-	-
KU-131200-GR 3 Boil	0.00	-	-	-	-	-	-	-	0.00
KU-131200-GR 3 Boil - Ash Pond	(1,831,841.45)	-	1,831,840.98	-	-	-	-	-	(0.47)
KU-131200-GR 3 Boil ECR 2006	-	-	-	-	-	-	-	-	-
KU-131200-GR 4 Boil	0.00	-	-	-	-	-	-	-	0.00
KU-131200-GR 4 Boil ECR 2006	-	-	-	-	-	-	-	-	-
KU-131200-PI 1-2 Boiler Plant Equip	-	-	-	-	-	-	-	-	-
KU-131200-PI 3 Boil - Ash Pond	(91,266.28)	-	91,265.89	-	-	-	-	-	(0.39)
KU-131200-PI 3 Boiler Plant Equipm	(0.00)	-	-	-	-	-	-	-	(0.00)
KU-131200-TC 2 Boil	(123,852,621.59)	(5,873,036.77)	2,960,364.25	1,856,280.00	-	14,268.25	-	(3,567.06)	(124,898,312.92)
KU-131200-TC 2 Boil - Ash Pond	(4,425,326.85)	(20,578.38)	-	(3,365,780.00)	-	-	-	-	(7,811,685.23)
KU-131200-TC 2 Boil ECR 2006	3.00	-	-	-	-	-	-	-	3.00
KU-131200-TC 2 Boil ECR 2009	(3,337,700.15)	(838,630.46)	-	1,996.45	-	-	-	-	(4,174,334.16)
KU-131200-TC 2 Boil ECR 2009-Ash Po	(613,563.99)	(21,209.04)	-	-	-	-	-	-	(634,773.03)
KU-131200-TC 2 Boil ECR 2016	(206,976.34)	(443,794.20)	-	-	-	-	-	-	(650,770.54)
KU-131200-TC2 Boil ECR2009-159091	-	(303.71)	-	-	-	-	-	-	(303.71)
KU-131200-TC2 Boil ECR2009-159093KU	-	(951.71)	-	(1,996.45)	-	-	-	-	(2,948.16)
KU-131200-TC2 Boil ECR2009-151122	-	(261,258.53)	-	-	-	-	-	-	(261,258.53)
KU-131200-TC2 FGD Boil	(24,321,241.19)	(717,139.95)	31,535.95	1,509,500.00	-	4,894.80	-	(1,212.00)	(23,493,662.39)
KU-131200-TC2 FGD Boil ECR 2006	(3.00)	-	-	-	-	-	-	-	(3.00)
KU-131200-TY 1&2 Boiler Plant Equi	(0.00)	-	-	-	-	-	-	-	(0.00)
KU-131200-TY 3 Boil	(0.00)	-	-	-	-	-	-	-	(0.00)
KU-131200-TY 3 Boil - Ash Pond	(575,456.32)	-	575,455.72	-	-	-	-	-	(0.60)
KU-131200-TY 3 Boil ECR 2006	-	-	-	-	-	-	-	-	-
KU-131200-Boiler Plant Equipm	(1,319,002,162.18)	(81,874,162.05)	19,833,105.69	-	-	5,193,125.88	(58,968.00)	(4,779.06)	(1,375,913,839.72)
KU-131201-AROP EWB 1 Boiler Plt Eqp	-	-	-	-	-	-	-	-	-
KU-131201-AROP EWB 3 Boiler Plt Eqp	-	-	-	-	-	-	-	-	-
KU-131201-AROP GH 1 Boiler Plt Eqp	-	-	-	-	-	-	-	-	-
KU-131201-AROP GH 1SC Boiler Plt Eq	-	-	-	-	-	-	-	-	-
KU-131201-AROP GH 2 Boiler Plt Eqp	-	-	-	-	-	-	-	-	-
KU-131201-AROP GH 4 Boiler Plt Eqp	-	-	-	-	-	-	-	-	-
KU-131201-AROP GR 1-2 Boiler Plt Eq	-	-	-	-	-	-	-	-	-
KU-131201-AROP GR 4 Boiler Plt Eqp	-	-	-	-	-	-	-	-	-
KU-131201-AROP TY 1-2 Boiler Plt Eq	-	-	-	-	-	-	-	-	-
KU-131201-AROP TY 3 Boiler Plt Eqp	-	-	-	-	-	-	-	-	-
KU-131201-AROP Boiler Plt Eqp	-	-	-	-	-	-	-	-	-
KU-131400-EWB 1 Turbogenerator Uni	(265,138.04)	(3,151.68)	-	4,077.00	-	-	-	-	(264,212.72)
KU-131400-EWB 2 Turbogenerator Uni	(417,409.46)	(3,189.60)	-	5,533.00	-	-	-	-	(415,066.06)
KU-131400-EWB 3 Turbogenerator Uni	(11,121,856.43)	(1,372,749.40)	1,070,136.92	(9,610.00)	-	516,985.75	-	-	(10,917,093.16)
KU-131400-GH 1 Turbogenerator Unit	(24,091,100.72)	(720,037.56)	14,802.40	-	-	2,975.92	-	-	(24,793,359.96)
KU-131400-GH 2 Turbogenerator Unit	(23,120,851.93)	(492,062.06)	1,050,017.24	-	-	829,041.04	-	-	(21,733,855.71)
KU-131400-GH 3 Turbogenerator Unit	(23,765,371.43)	(556,739.54)	-	-	-	506,794.04	-	-	(23,815,316.93)
KU-131400-GH 4 Turbogenerator Unit	(36,949,495.84)	(779,597.77)	14,076.35	-	-	1,562.78	-	-	(37,713,454.48)
KU-131400-GR 1&2 Turbogenerator Un	-	-	-	-	-	-	-	-	-
KU-131400-GR 3 Turbogenerator Unit	0.00	-	-	-	-	-	-	-	0.00
KU-131400-GR 4 Turbogenerator Unit	(0.00)	-	-	-	-	-	-	-	(0.00)
KU-131400-PI 1-2 Turbogenerator Uni	-	-	-	-	-	-	-	-	-
KU-131400-PI 3 Turbogenerator Unit	-	-	-	-	-	-	-	-	-
KU-131400-TC 2 Turbogenerator Unit	(23,305,187.36)	(987,412.78)	684,617.21	-	-	93,009.77	-	(23,014.04)	(23,537,987.20)
KU-131400-TY 1&2 Turbogenerator Un	0.00	-	-	-	-	-	-	-	0.00
KU-131400-TY 3 Turbogenerator Unit	0.00	-	-	-	-	-	-	-	0.00
KU-131400-Turbogenerator Unit	(143,036,411.21)	(4,914,940.39)	2,833,650.12	-	-	1,950,369.30	-	(23,014.04)	(143,190,346.22)
KU-131401-AROP TY 3 Turbogenerator	-	-	-	-	-	-	-	-	-
KU-131500-EWB 1 Accessory Electric	(3,221,313.19)	(20,158.91)	-	(183,701.00)	-	-	-	-	(3,425,173.10)
KU-131500-EWB 2 Acc	(607,997.15)	(5,735.82)	-	8,604.00	-	-	-	-	(605,128.97)
KU-131500-EWB 2 Acc ECR 2005	-	-	-	-	-	-	-	-	-
KU-131500-EWB 3 Acc	(6,771,056.83)	(179,337.15)	40,416.86	175,097.00	-	-	-	-	(6,734,880.12)

KENTUCKY UTILITIES COMPANY
KENTUCKY RESERVE FOR DEPRECIATION AND AMORTIZATION OF ELECTRIC PLANT IN SERVICE - REGULATORY ACCOUNTING
June 2020

[ToC](#)

	Beginning Balance	Accruals	Retirements	Transfers/ Adjustments	RWIP Transfers Out	Cost of Removal	Salvage	Other Credits	Ending Balance
KU-131500-EWB 3 Acc ECR 2005	-	-	-	-	-	-	-	-	-
KU-131500-EWB 3 Acc ECR 2011	(316,934.70)	(121,096.80)	-	-	-	-	-	-	(438,031.50)
KU-131500-EWB 3 FGD Acc	(9,693,411.35)	(696,455.82)	-	-	-	-	-	-	(10,389,867.17)
KU-131500-EWB3 FGD Acc ECR 2005	-	-	-	-	-	-	-	-	-
KU-131500-GH 1 Access ECR 2011	(95,248.25)	(28,430.28)	-	-	-	-	-	-	(123,678.53)
KU-131500-GH 1 Accessory Electric	(8,537,585.89)	(134,160.10)	-	-	-	-	-	-	(8,671,745.99)
KU-131500-GH 1SC Acc	(6,725,809.72)	(225,521.40)	-	-	-	-	-	-	(6,951,331.12)
KU-131500-GH 1SC Acc ECR 2005	-	-	-	-	-	-	-	-	-
KU-131500-GH 2 Acc ECR 2011	(53,761.75)	(19,472.76)	-	-	-	-	-	-	(73,234.51)
KU-131500-GH 2 Accessory Electric	(11,773,531.82)	(159,475.17)	431,399.04	-	-	52,413.99	-	-	(11,449,193.96)
KU-131500-GH 2SC Acc	(360,117.03)	(23,066.58)	-	-	-	-	-	-	(383,183.61)
KU-131500-GH 2SC Acc ECR 2005	-	-	-	-	-	-	-	-	-
KU-131500-GH 3 Acc ECR 2011	(189,423.57)	(20,849.04)	-	-	-	-	-	-	(210,272.61)
KU-131500-GH 3 Accessory Electric	(26,099,044.05)	(269,032.68)	4,629.53	-	-	781.40	-	-	(26,362,665.80)
KU-131500-GH 4 Acc ECR 2009	(1,055,079.60)	(406,869.66)	-	-	-	-	-	-	(1,461,949.26)
KU-131500-GH 4 Acc ECR 2011	(245,761.47)	(43,247.10)	-	-	-	-	-	-	(289,008.57)
KU-131500-GH 4 Accessory Electric	(19,966,392.13)	(536,195.10)	-	-	-	-	-	-	(20,502,587.23)
KU-131500-GH3 FGD Acc	(5,354,708.93)	(220,368.60)	-	-	-	-	-	-	(5,575,077.53)
KU-131500-GH3 FGD Acc ECR 2005	-	-	-	-	-	-	-	-	-
KU-131500-GH4 FGD Acc	(4,717,438.54)	(314,321.88)	-	-	-	-	-	-	(5,031,760.42)
KU-131500-GH4 FGD Acc ECR 2005	-	-	-	-	-	-	-	-	-
KU-131500-GR 1&2 Accessory Electri	-	-	-	-	-	-	-	-	-
KU-131500-GR 3 Accessory Electric	0.00	-	-	-	-	-	-	-	0.00
KU-131500-GR 4 Accessory Electric	(0.00)	-	-	-	-	-	-	-	(0.00)
KU-131500-PI 1-2 Accessory Electric	-	-	-	-	-	-	-	-	-
KU-131500-PI 3 Accessory Electric	-	-	-	-	-	-	-	-	-
KU-131500-TC 2 Acc	(11,115,844.57)	(453,315.59)	253,022.64	-	-	-	-	-	(11,316,137.52)
KU-131500-TC 2 Acc ECR 2006	-	-	-	-	-	-	-	-	-
KU-131500-TC 2 Acc ECR 2009	(124,252.04)	(12,581.10)	-	-	-	-	-	-	(136,833.14)
KU-131500-TC 2 FGD Accessory Equip	(838,706.54)	(10,049.82)	-	-	-	-	-	-	(848,756.36)
KU-131500-TY 1&2 Accessory Electri	(0.00)	-	-	-	-	-	-	-	(0.00)
KU-131500-TY 3 Accessory Electric	0.00	-	-	-	-	-	-	-	0.00
KU-131500-Accessory Electric	(117,863,419.12)	(3,899,741.36)	729,468.07	-	-	53,195.39	-	-	(120,980,497.02)
KU-131501-AROP EWB 1 Acc Electric	-	-	-	-	-	-	-	-	-
KU-131501-AROP EWB 2 Acc Electric	-	-	-	-	-	-	-	-	-
KU-131501-AROP EWB 3 Acc Electric	-	-	-	-	-	-	-	-	-
KU-131501-AROP GH 1 Acc Electric	-	-	-	-	-	-	-	-	-
KU-131501-AROP GH 2 Acc Electric	-	-	-	-	-	-	-	-	-
KU-131501-AROP GH 3 Acc Electric	-	-	-	-	-	-	-	-	-
KU-131501-AROP GH 4 Acc Electric	-	-	-	-	-	-	-	-	-
KU-131501-AROP GR 4 Acc Electric	-	-	-	-	-	-	-	-	-
KU-131501-AROP TY 3 Acc Electric	-	-	-	-	-	-	-	-	-
KU-131501-AROP Accessory Electric	-	-	-	-	-	-	-	-	-
KU-131600-EWB 1 Misc Power Plant E	(72,674.49)	(521.04)	-	946.00	-	-	-	-	(72,249.53)
KU-131600-EWB 2 Misc Power Plant E	(69,494.26)	(19.68)	-	665.00	-	-	-	-	(68,848.94)
KU-131600-EWB 3 Misc Power Plant E	(3,490,044.45)	(119,675.67)	51,375.48	(1,611.00)	-	-	-	-	(3,559,955.64)
KU-131600-GH 1 Misc Power Plant Eq	(1,614,248.52)	(9,270.18)	-	-	-	-	-	-	(1,623,518.70)
KU-131600-GH 1SC Misc Power Plant	(922,892.29)	(4,329.00)	-	-	-	-	-	-	(927,221.29)
KU-131600-GH 2 Misc Power Plant Eq	(1,466,090.60)	(7,065.05)	4,667.51	-	-	-	-	-	(1,468,488.14)
KU-131600-GH 3 Misc Power Plant Eq	(2,749,436.09)	(34,713.37)	6,459.57	-	493.09	-	-	-	(2,777,196.80)
KU-131600-GH 3 Misc PwrPlt ECR 2011	(44,713.13)	(6,055.62)	-	-	-	-	-	-	(50,768.75)
KU-131600-GH 4 Misc Power Plant Eq	(4,472,212.82)	(239,702.46)	88,058.65	-	-	-	-	-	(4,623,856.63)
KU-131600-GR 1&2 Misc Power Plant	(0.00)	-	-	-	-	-	-	-	(0.00)
KU-131600-GR 3 Misc Power Plant Eq	(0.00)	-	-	-	-	-	-	-	(0.00)
KU-131600-GR 4 Misc Power Plant Eq	0.00	-	-	-	-	-	-	-	0.00
KU-131600-PI 1-2 Misc Power Plant E	-	-	-	-	-	-	-	-	-
KU-131600-PI 3 Misc Power Plant Eq	-	-	-	-	-	-	-	-	-
KU-131600-SL Misc Power Plant Equi	(1,153,745.25)	(67,954.86)	31,610.85	-	-	-	-	-	(1,190,089.26)
KU-131600-TC 2 Misc Power Plant Equ	(979,692.79)	(86,072.84)	-	-	-	-	-	-	(1,065,765.63)
KU-131600-TY 1&2 Misc Power Plant	0.00	-	-	-	-	-	-	-	0.00

KENTUCKY UTILITIES COMPANY
KENTUCKY RESERVE FOR DEPRECIATION AND AMORTIZATION OF ELECTRIC PLANT IN SERVICE - REGULATORY ACCOUNTING
June 2020

[ToC](#)

	Beginning Balance	Accruals	Retirements	Transfers/ Adjustments	RWIP Transfers Out	Cost of Removal	Salvage	Other Credits	Ending Balance
KU-131600-TY 3 Misc Power Plant Eq	0.00	-	-	-	-	-	-	-	0.00
KU-131600-Misc Power Plant Eq	(17,035,244.69)	(575,379.77)	182,172.06	-	-	493.09	-	-	(17,427,959.31)
KU-131707-ARO Cost Steam (Eqp)	(4,083,576.78)	(516,759.91)	542,275.10	-	-	-	-	-	(4,058,061.59)
KU-131708-ARO Cost Steam (CCR)	(138,280,798.17)	(6,131,233.42)	43,913,603.41	-	-	-	-	-	(100,498,428.18)
Total Electric Steam Production	(1,901,852,201.67)	(102,155,731.38)	70,244,929.00	-	-	13,625,588.87	(58,968.00)	(29,611.10)	(1,920,225,994.28)
Electric Transmission									
KU-135010- KY Land Rights	(16,118,991.87)	(117,432.66)	-	-	-	-	-	-	(16,236,424.53)
KU-135010-Licensed Project Land Ri	-	-	-	-	-	-	-	-	-
KU-135020- KY Land	-	-	-	-	-	-	-	-	-
KU-135210- KY Licensed Proj Str & l	-	-	-	-	-	-	-	-	-
KU-135210- KY Struc & Imprv-Non Sys	(6,338,820.20)	(255,587.99)	13,658.32	44,629.00	-	19,332.37	-	-	(6,516,788.50)
KU-135210- KY Struc NonSys Dix Ctrl	(900,562.44)	(10,370.88)	-	-	-	-	-	-	(910,933.32)
KU-135220-Struct & Improve-System	44,632.95	(4.40)	-	(44,629.00)	-	-	-	-	(0.45)
KU-135310- KY Licensed Proj Sta Eq-	-	-	-	-	-	-	-	-	-
KU-135310- KY Station Equip -Non Sy	(68,473,385.65)	(3,192,085.19)	334,104.80	(3,878,013.90)	-	167,382.35	(24,297.80)	-	(75,066,295.39)
KU-135311-AROP Station Equip Non S	(0.00)	-	-	-	-	-	-	-	(0.00)
KU-135320-Station Equipment-System	(5,129,894.52)	-	-	3,878,013.90	-	-	-	-	(1,251,880.62)
KU-135400- KY Towers Fix	(48,335,209.40)	(598,149.30)	-	-	-	-	-	-	(48,933,358.70)
KU-135400- KY Towers Fix ECR 2005	(0.00)	-	-	-	-	-	-	-	(0.00)
KU-135400-KY Towers and Fixtures	(48,335,209.40)	(598,149.30)	-	-	-	-	-	-	(48,933,358.70)
KU-135500- KY Licensed Proj Poles a	-	-	-	-	-	-	-	-	-
KU-135500- KY Poles	(77,915,650.19)	(6,183,528.79)	283,787.41	-	-	826,927.95	(154.98)	-	(82,988,618.60)
KU-135500- KY Poles ECR 2005	-	-	-	-	-	-	-	-	-
KU-135500-KY Poles and Fixtures	(77,915,650.19)	(6,183,528.79)	283,787.41	-	-	826,927.95	(154.98)	-	(82,988,618.60)
KU-135600- KY Licensed Proj Ohd Con	-	-	-	-	-	-	-	-	-
KU-135600-KY OH Cond	(108,256,723.38)	(2,556,586.23)	70,055.90	-	-	178,288.96	(141.05)	-	(110,565,105.80)
KU-135600-KY OH Cond ECR 2005	-	-	-	-	-	-	-	-	-
KU-135600-KY Overhead Conductors and	(108,256,723.38)	(2,556,586.23)	70,055.90	-	-	178,288.96	(141.05)	-	(110,565,105.80)
KU-135700- KY Underground Conduit	(264,160.27)	(5,655.76)	63,385.03	-	-	-	-	-	(206,431.00)
KU-135800- KY Undergrd Conductors a	(968,289.31)	(4,957.19)	87,624.78	-	-	-	-	-	(885,621.72)
KU-135915-ARO Cost Transm (L/B)	(7,891.33)	(229.56)	-	-	-	-	-	-	(8,120.89)
KU-135917-ARO Cost Transm (Eqp)	(98,651.80)	(3,454.98)	-	-	-	-	-	-	(102,106.78)
Total Electric Transmission	(332,763,597.41)	(12,928,042.93)	852,616.24	-	-	1,191,931.63	(24,593.83)	-	(343,671,686.30)
Total Electric Depreciation Reserves	<u>(3,383,494,655.86)</u>	<u>(162,214,723.81)</u>	<u>93,764,493.38</u>	<u>365,590.79</u>	<u>-</u>	<u>19,227,619.81</u>	<u>(205,128.33)</u>	<u>(226,107.37)</u>	<u>(3,432,782,911.39)</u>
Electric Intangible Plant									
KU-130100- KY Organization	-	-	-	-	-	-	-	-	-
KU-130200-Franchises and Consents	(86,866.07)	(1,014.90)	-	-	-	-	-	-	(87,880.97)
KU-130200-Licensed Project Franchi	13,461.00	-	-	-	-	-	-	-	13,461.00
KU-130300-Misc Intangible Plant	(30,970,580.51)	(7,293,322.01)	4,191,590.96	-	-	-	-	-	(34,072,311.56)
KU-130310-CCS Software	(7,145,754.09)	(942,855.45)	-	-	-	-	-	-	(8,088,609.54)
KU-130330-Cloud Software NonCurrnt	-	-	-	-	-	-	-	-	-
KU-130340-Cloud Software Prepays	-	-	-	-	-	-	-	-	-
Total Electric Intangible Plant	(38,189,739.67)	(8,237,192.36)	4,191,590.96	-	-	-	-	-	(42,235,341.07)
Total Electric Amortization Reserves	<u>(38,189,739.67)</u>	<u>(8,237,192.36)</u>	<u>4,191,590.96</u>	<u>-</u>	<u>-</u>	<u>-</u>	<u>-</u>	<u>-</u>	<u>(42,235,341.07)</u>

KENTUCKY UTILITIES COMPANY
 VIRGINIA RESERVE FOR DEPRECIATION AND AMORTIZATION OF ELECTRIC PLANT IN SERVICE - REGULATORY ACCOUNTING
 June 2020

[ToC](#)

	Beginning Balance	Accruals	Retirements	Transfers/ Adjustments	RWIP Transfers Out	Cost of Removal	Salvage	Other Credits	Ending Balance
Electric Distribution									
KU-136010- VA Land Rights	(70,642.93)	(650.34)	-	-	-	-	-	-	(71,293.27)
KU-136100- VA Struct and Improv	(158,883.11)	(7,109.58)	-	-	-	-	-	-	(165,992.69)
KU-136200- VA Station Equipment	(3,429,006.37)	(69,214.45)	10,558.71	-	-	3,270.19	-	-	(3,484,391.92)
KU-136400-VA Poles, Towers, and Fix	(13,497,121.96)	(251,566.49)	75,504.51	-	-	47,686.76	(831.82)	-	(13,626,329.00)
KU-136500- VA Overhead Conductor	(8,914,292.93)	(223,580.03)	419,837.01	-	-	104,865.46	(1,762.33)	-	(8,614,932.82)
KU-136600- VA Undergrnd Conduit	-	-	-	-	-	-	-	-	-
KU-136700- VA Undergrnd Conductors	(850,356.80)	(35,853.03)	13,622.55	-	-	4,528.27	-	-	(868,059.01)
KU-136800- VA Line Transformers	(5,599,626.89)	(98,620.00)	-	-	-	-	-	-	(5,698,246.89)
KU-136900- VA Services	(4,410,479.59)	(51,397.74)	-	-	-	-	-	-	(4,461,877.33)
KU-137000- VA Meters	(2,102,065.42)	(53,996.87)	-	-	-	-	-	-	(2,156,062.29)
KU-137020- VA Meters - CT and PT	(681,752.11)	(17,541.90)	-	-	-	-	-	-	(699,294.01)
KU-137100- VA Install on Customers	-	-	-	-	-	-	-	-	-
KU-137300- VA Str Lighting and Sign	(1,998,429.12)	(78,445.89)	35,723.72	-	-	6,122.39	-	-	(2,035,028.90)
Total Electric Distribution	(41,712,657.23)	(887,976.32)	555,246.50	-	-	166,473.07	(2,594.15)	-	(41,881,508.13)
Electric General Plant									
KU-139010- VA Structures & Improv	(405,500.96)	(78,390.15)	-	-	-	-	-	-	(483,891.11)
KU-139020- VA Pennington Gap Office	(4,739.01)	-	-	-	-	-	-	-	(4,739.01)
KU-139020- VA Wise Office	(12,202.43)	(81.18)	12,390.23	-	-	-	-	-	106.62
KU-139020-Variou Offices	(16,941.44)	(81.18)	12,390.23	-	-	-	-	-	(4,632.39)
KU-139110- VA Office Equipment	(60.45)	(622.63)	-	-	-	-	-	-	(683.08)
KU-139120-VA Non PC Computer Equip	308.65	-	-	-	-	-	-	-	308.65
KU-139200- VA Cars and Light Trucks	(0.00)	-	-	-	-	-	-	-	(0.00)
KU-139200-VA Cars and Light Trucks-	(1,671.85)	(563.78)	-	-	-	-	-	-	(2,235.63)
KU-139300- VA Stores Equipment	(247.76)	(19.26)	-	-	-	-	-	-	(267.02)
KU-139400- VA Tools, Shop, Garage	(223,809.11)	(9,574.64)	6,094.94	-	-	-	-	-	(227,288.81)
KU-139500-VA Laboratory Equipment	-	-	-	-	-	-	-	-	-
KU-139600-VA Power Op Equip	-	-	-	-	-	-	-	-	-
KU-139610-VA Power Op Equip-Lg Mach	(146,418.66)	(12,423.67)	-	-	-	-	-	-	(158,842.33)
KU-139620-VA Power Op Equip - Other	-	-	-	-	-	-	-	-	-
KU-139700-VA Microwave,Fiber,Other	(340,195.15)	(30,222.64)	-	(320,787.77)	-	-	-	-	(691,205.56)
KU-139710- VA Radios and Telephone	(320,787.77)	(2,444.78)	-	320,787.77	-	-	-	-	(2,444.78)
KU-139800- VA Miscellaneous Equip	-	-	-	-	-	-	-	-	-
Total General Plant	(1,455,324.50)	(134,342.73)	18,485.17	-	-	-	-	-	(1,571,182.06)
Electric Transmission									
KU-135010- VA Land Rights	(1,984,274.69)	(9,639.24)	-	-	-	-	-	-	(1,993,913.93)
KU-135020- VA Land	-	-	-	-	-	-	-	-	-
KU-135210- VA Struc & Imprv-Non Sys	(844,812.07)	(14,610.81)	2,181.69	-	-	17,574.14	-	-	(839,667.05)
KU-135310- VA Station Equip -Non Sys	(8,501,660.39)	(229,552.97)	9,220.07	-	-	53,398.60	-	-	(8,668,594.69)
KU-135400- VA Towers and Fixtures	(5,277,282.85)	(60,680.16)	-	-	-	-	-	-	(5,337,963.01)
KU-135500- VA Poles and Fixtures	(5,224,973.74)	(228,777.58)	46,223.41	-	-	74,432.46	-	-	(5,333,095.45)
KU-135600- VA Overhead Conductors	(10,950,884.52)	(245,953.23)	1,433.46	-	-	2,837.20	-	-	(11,192,567.09)
KU-135700- VA Underground Conduit	-	-	-	-	-	-	-	-	-
KU-135800- VA Undergrd Conductors a	-	-	-	-	-	-	-	-	-
Total Electric Transmission	(32,783,888.26)	(789,213.99)	59,058.63	-	-	148,242.40	-	-	(33,365,801.22)
Total Electric Depreciation Reserves	(75,951,869.99)	(1,811,533.04)	632,790.30	-	-	314,715.47	(2,594.15)	-	(76,818,491.41)

KENTUCKY UTILITIES COMPANY
 TENNESSEE RESERVE FOR DEPRECIATION AND AMORTIZATION OF ELECTRIC PLANT IN SERVICE - REGULATORY ACCOUNTING
 June 2020

[ToC](#)

	Beginning Balance	Accruals	Retirements	Transfers/ Adjustments	RWIP Transfers Out	Cost of Removal	Salvage	Other Credits	Ending Balance
Electric Distribution									
KU-136010- TN Land Rights	(2,502.75)	(8.40)	-	-	-	-	-	-	(2,511.15)
KU-136100- TN Struct and Improv	(2,567.30)	(27.36)	-	-	-	-	-	-	(2,594.66)
KU-136200- TN Station Equipment	(36,626.22)	(521.52)	-	-	-	-	-	-	(37,147.74)
KU-136400- TN Poles, Towers, and Fix	13,418.68	(124.44)	-	-	-	-	-	-	13,294.24
KU-136500- TN Overhead Conductor	5,907.75	(133.14)	-	(762.33)	-	-	-	-	5,012.28
KU-136600- TN Underground Conduit	-	-	-	-	-	-	-	-	-
KU-136700- TN Undergrnd Conductors	-	-	-	-	-	-	-	-	-
KU-136800- TN Line Transformers	(762.34)	(0.62)	-	762.33	-	-	-	-	(0.63)
KU-136900- TN Services	(650.83)	-	-	-	-	-	-	-	(650.83)
KU-137000- TN Meters	497.72	-	-	-	-	-	-	-	497.72
KU-137020- TN Meters - CT and PT	7,133.31	-	-	-	-	-	-	-	7,133.31
KU-137100- TN Install on Customers	-	-	-	-	-	-	-	-	-
Total Electric Distribution	(16,151.98)	(815.48)	-	-	-	-	-	-	(16,967.46)
Electric Transmission									
KU-135010- TN Land Rights	(376.66)	(1.86)	-	-	-	-	-	-	(378.52)
KU-135500- TN Poles and Fixtures	(95,743.21)	(1,886.22)	-	-	-	-	-	-	(97,629.43)
KU-135600- TN Overhead Conductors	(56,700.95)	(1,024.74)	-	-	-	-	-	-	(57,725.69)
Total Electric Transmission	(152,820.82)	(2,912.82)	-	-	-	-	-	-	(155,733.64)
Total Electric Depreciation Reserves	(168,972.80)	(3,728.30)	-	-	-	-	-	-	(172,701.10)

KENTUCKY UTILITIES COMPANY
SUMMARY OF UTILITY PLANT - REGULATORY ACCOUNTING - Including 254 Balances
June 2020

	Beginning Balance	Accruals	Retirements	Transfers/ Adjustments	ARO Settlements	RWIP Transfers Out	Cost of Removal	Salvage	Other Credits	Ending Balance
LIFE RESERVE										
Electric Distribution	(535,182,230.55)	(16,430,088.79)	14,483,462.70	-	-	-	-	-	-	(537,128,856.64)
Electric Distribution - ARO	(128,566.38)	(5,414.95)	1,584.35	-	-	-	-	-	-	(132,396.98)
Electric General Plant	(78,521,619.19)	(6,749,872.52)	3,599,549.50	(22,796.36)	-	-	-	-	-	(81,694,738.57)
Electric Hydro Production	(15,741,765.37)	(629,267.87)	37,100.81	-	-	-	-	-	-	(16,333,932.43)
Electric Hydro Production - ARO	(73,366.27)	(8,944.08)	-	-	-	-	-	-	-	(82,310.35)
Electric Other Production	(371,784,212.80)	(19,822,772.46)	5,118,982.45	-	-	-	-	-	-	(386,488,002.81)
Electric Other Production - ARO	(93,676.46)	(10,074.72)	-	-	-	-	-	-	-	(103,751.18)
Electric Steam Production	(1,652,550,924.27)	(88,521,028.74)	25,789,050.49	-	-	-	-	-	-	(1,715,282,902.52)
Electric Steam Production - ARO	(142,364,374.95)	(6,647,993.33)	44,455,878.51	-	-	-	-	-	-	(104,556,489.77)
Electric Transmission	(256,239,733.64)	(9,094,872.70)	911,674.87	-	-	-	-	-	-	(264,422,931.47)
Electric Transmission - ARO	(106,543.13)	(3,684.54)	-	-	-	-	-	-	-	(110,227.67)
Non Utility Property	-	-	-	-	-	-	-	-	-	-
	(3,052,787,013.01)	(147,924,014.70)	94,397,283.68	(22,796.36)	-	-	-	-	-	(3,106,336,540.39)
COST OF REMOVAL										
Electric Distribution	(233,597,169.72)	(3,072,714.25)	-	-	-	-	3,946,339.63	-	(196,496.27)	(232,920,040.61)
Electric General Plant	4,451.27	(126,500.30)	-	388,387.15	-	-	(248,934.57)	-	-	17,403.55
Electric Hydro Production	322,031.32	(21,905.92)	-	-	-	-	156,160.25	-	-	456,285.65
Electric Other Production	(14,358,265.31)	(1,877,545.41)	-	-	-	-	723,007.07	-	-	(15,512,803.65)
Electric Other Production - ARO	-	-	-	-	-	-	-	-	-	-
Electric Steam Production	(147,403,142.98)	(9,468,660.24)	-	-	-	-	13,625,588.87	-	(29,611.10)	(143,275,825.45)
Electric Steam Production - ARO	-	-	-	-	-	-	-	-	-	-
Electric Transmission	(136,259,195.27)	(5,272,765.30)	-	-	-	-	1,340,174.03	-	-	(140,191,786.54)
Electric Transmission - ARO	-	-	-	-	-	-	-	-	-	-
Non Utility Property	-	-	-	-	-	-	-	-	-	-
	(531,291,290.69)	(19,840,091.42)	-	388,387.15	-	-	19,542,335.28	-	(226,107.37)	(531,426,767.05)
SALVAGE										
Electric Distribution	54,541,817.31	426,064.47	-	-	-	-	-	(124,160.65)	-	54,843,721.13
Electric General Plant	49,954.23	-	-	-	-	-	-	-	-	49,954.23
Electric Hydro Production	61,310.05	2,809.32	-	-	-	-	-	-	-	64,119.37
Electric Other Production	2,438,317.38	172,143.45	-	-	-	-	-	-	-	2,610,460.83
Electric Steam Production	40,466,240.53	2,481,950.93	-	-	-	-	-	(58,968.00)	-	42,889,223.46
Electric Transmission	26,905,165.55	651,152.80	-	-	-	-	-	(24,593.83)	-	27,531,724.52
Non Utility Property	-	-	-	-	-	-	-	-	-	-
	124,462,805.05	3,734,120.97	-	-	-	-	-	(207,722.48)	-	127,989,203.54
TOTAL RESERVES										
Electric Distribution	(714,237,582.96)	(19,076,738.57)	14,483,462.70	-	-	-	3,946,339.63	(124,160.65)	(196,496.27)	(715,205,176.12)
Electric Distribution - ARO	(128,566.38)	(5,414.95)	1,584.35	-	-	-	-	-	-	(132,396.98)
Electric General Plant	(78,467,213.69)	(6,876,372.82)	3,599,549.50	365,590.79	-	-	(248,934.57)	-	-	(81,627,380.79)
Electric Hydro Production	(15,358,424.00)	(648,364.47)	37,100.81	-	-	-	156,160.25	-	-	(15,813,527.41)
Electric Hydro Production - ARO	(73,366.27)	(8,944.08)	-	-	-	-	-	-	-	(82,310.35)
Electric Other Production	(383,704,160.73)	(21,528,174.42)	5,118,982.45	-	-	-	723,007.07	-	-	(399,390,345.63)
Electric Other Production - ARO	(93,676.46)	(10,074.72)	-	-	-	-	-	-	-	(103,751.18)
Electric Steam Production	(1,759,487,826.72)	(95,507,738.05)	25,789,050.49	-	-	-	13,625,588.87	(58,968.00)	(29,611.10)	(1,815,669,504.51)
Electric Steam Production - ARO	(142,364,374.95)	(6,647,993.33)	44,455,878.51	-	-	-	-	-	-	(104,556,489.77)
Electric Transmission	(365,593,763.36)	(13,716,485.20)	911,674.87	-	-	-	1,340,174.03	(24,593.83)	-	(377,082,993.49)
Electric Transmission - ARO	(106,543.13)	(3,684.54)	-	-	-	-	-	-	-	(110,227.67)
Non Utility Property	-	-	-	-	-	-	-	-	-	-
	(3,459,615,498.65)	(164,029,985.15)	94,397,283.68	365,590.79	-	-	19,542,335.28	(207,722.48)	(226,107.37)	(3,509,774,103.90)
RETIREMENT WORK IN PROGRESS										
Electric	33,465,347.81	-	-	-	-	(19,108,505.43)	18,096,158.82	(350,758.15)	(302,102.30)	31,800,140.75
	33,465,347.81	-	-	-	-	(19,108,505.43)	18,096,158.82	(350,758.15)	(302,102.30)	31,800,140.75
YTD ACTIVITY	(3,426,150,150.84)	(164,029,985.15)	94,397,283.68	365,590.79	-	(19,108,505.43)	37,638,494.10	(558,480.63)	(528,209.67)	(3,477,973,963.15)
AMORTIZATION										
Electric	(38,189,739.67)	(8,237,192.36)	4,191,590.96	-	-	-	-	-	-	(42,235,341.07)
	(38,189,739.67)	(8,237,192.36)	4,191,590.96	-	-	-	-	-	-	(42,235,341.07)
Depreciation & Amortization Total	(3,464,339,890.51)	(172,267,177.51)	98,588,874.64	365,590.79	-	(19,108,505.43)	37,638,494.10	(558,480.63)	(528,209.67)	(3,520,209,304.22)
Utility Plant at Original Cost Less Reserve for Depreciation & Amortization (Excl nonutility)	6,883,808,081.23									7,006,861,781.45

KENTUCKY UTILITIES COMPANY
RESERVE FOR DEPRECIATION AND AMORTIZATION OF ELECTRIC PLANT IN SERVICE - REGULATORY ACCOUNTING - Including 254 Balances
June 2020

	Beginning Balance	Accruals	Retirements	Transfers/ Adjustments	RWIP Transfers Out	Cost of Removal	Salvage	Other Credits	Ending Balance
Electric Distribution									
KU-136010-KY Land Rights	(1,513,219.35)	(8,363.94)	-	-	-	-	-	-	(1,521,583.29)
KU-136010- Licensed Project Land Ri	-	-	-	-	-	-	-	-	-
KU-136020-Land	(0.00)	-	-	-	-	-	-	-	(0.00)
KU-136100- Structures and Improve	(3,122,540.47)	(258,196.38)	38,282.89	-	-	20,934.91	-	-	(3,321,519.05)
KU-136200- Station Equipment	(57,237,811.46)	(1,982,325.06)	512,168.88	-	-	192,127.36	(4,086.40)	(85.50)	(58,520,012.18)
KU-136400-KY Ghent Transpt ECR 2009	(3,851.81)	(808.38)	-	-	-	-	-	-	(4,660.19)
KU-136400- Licensed Project Pole	(0.29)	-	-	-	-	-	-	-	(0.29)
KU-136400- Poles, Towers, and Fix	(176,492,980.98)	(3,484,609.95)	697,535.36	-	-	381,462.84	(22,094.53)	(4,553.09)	(178,925,240.35)
KU-136500- Licensed Project Ohd Con	(0.19)	-	-	-	-	-	-	-	(0.19)
KU-136500- Overhead Conductors and	(114,165,451.51)	(3,490,237.28)	10,552,026.06	(762.33)	-	2,787,784.69	(83,892.16)	(27,436.95)	(104,427,969.48)
KU-136500-KY Ghent Transpt ECR 2009	(3,915.68)	(700.32)	-	-	-	-	-	-	(4,616.00)
KU-136600- Underground Conduit	(1,036,576.79)	(26,682.40)	-	-	-	-	-	-	(1,063,259.19)
KU-136600-KY Ghent Transpt ECR 2009	(23,295.20)	(2,515.68)	-	-	-	-	-	-	(25,810.88)
KU-136700- Underground Conductors a	(54,869,646.65)	(1,681,468.94)	298,761.98	-	-	125,834.05	(7,585.17)	(663.86)	(56,134,768.59)
KU-136700-KY Ghent Transpt ECR 2009	(159,541.37)	(9,178.86)	-	-	-	-	-	-	(168,720.23)
KU-136800- Line Transformers	(151,173,493.16)	(2,928,886.58)	50,615.20	762.33	-	22,488.45	(1,771.57)	-	(154,030,285.33)
KU-136900- Services	(66,529,059.49)	(1,069,128.29)	-	-	-	-	-	-	(67,598,187.78)
KU-137000- Meters	(33,368,863.38)	(1,128,176.15)	-	-	-	-	-	-	(34,497,039.53)
KU-137001- Meters AMS	(333,230.23)	(99,979.47)	-	-	-	-	-	-	(433,209.70)
KU-137011- Meters AMI	(55.68)	(26.40)	-	-	-	-	-	-	(82.08)
E371.01-Install Charging Stations - 101	(7,298.22)	(7,961.70)	-	(76.00)	-	-	-	-	(15,335.92)
KU-137020- Meters CT and PT	(5,791,610.46)	(248,088.18)	65,232.74	-	-	-	-	(161,931.00)	(6,136,396.90)
KU-137100- Installations on Custome	(76.08)	-	-	76.00	-	-	-	-	(0.08)
KU-137300- Street Lighting and Sign	(48,405,064.51)	(2,649,404.61)	2,268,839.59	-	-	415,707.33	(4,730.82)	(1,825.87)	(48,376,478.89)
KU-137405-ARO Cost Elec Dist (L/B)	(58,400.03)	(6,169.03)	1,584.35	-	-	-	-	-	(62,984.71)
KU-137407-ARO Cost Elec Dist (Eqp)	(70,166.35)	754.08	-	-	-	-	-	-	(69,412.27)
Total Electric Distribution	(714,366,149.34)	(19,082,153.52)	14,485,047.05	-	-	3,946,339.63	(124,160.65)	(196,496.27)	(715,337,573.10)
Electric General Plant									
KU-138920-Land	0.00	-	254,565.12	133,822.03	-	(388,387.15)	-	-	-
KU-139010- Structures & Improvement	(10,128,604.79)	(732,531.73)	72,302.09	231,768.76	-	139,452.58	-	-	(10,417,613.09)
KU-139010-KY Stru Pinevll Joint Use	(15,429.47)	(669.78)	-	-	-	-	-	-	(16,099.25)
KU-139010-KY Struc Morganfield Off	(751,417.48)	(59,866.32)	-	-	-	-	-	-	(811,283.80)
KU-139010-KY Struct One Quality Bldg	(3,223,698.22)	(132,017.52)	-	-	-	-	-	-	(3,355,715.74)
KU-139010-Pineville Storerm Owned	(448,020.02)	(33,679.86)	-	-	-	-	-	-	(481,699.88)
KU-139020-Carlisle Office	(3.68)	-	-	-	-	-	-	-	(3.68)
KU-139020-Pennington Gap Office	(4,739.01)	-	-	-	-	-	-	-	(4,739.01)
KU-139020-Wise Office	(12,202.43)	(81.18)	12,390.23	-	-	-	-	-	106.62
KU-139020-Coeburn Office	-	-	-	-	-	-	-	-	-
KU-139020-Columbia Office	-	-	-	-	-	-	-	-	-
KU-139020-Corbin Office	-	-	-	-	-	-	-	-	-
KU-139020-Earlinton Pole Yard	(575.35)	-	-	-	-	-	-	-	(575.35)
KU-139020-Eddyville Office	(19,565.17)	(119.22)	-	-	-	-	-	-	(19,684.39)
KU-139020-Ewing Office	-	-	-	-	-	-	-	-	-
KU-139020-Flemingsburg Storeroom	(1,233.40)	(6.82)	1,038.61	-	-	-	-	-	(201.61)
KU-139020-Henderson Office	-	-	-	-	-	-	-	-	-
KU-139020-Lexington Northside Off	(100.87)	-	-	-	-	-	-	-	(100.87)
KU-139020-Liberty Office	-	-	-	-	-	-	-	-	-
KU-139020-Livermore Storeroom	(226.65)	(38.76)	-	-	-	-	-	-	(265.41)
KU-139020-London Office	(38,730.15)	(213.74)	32,616.02	-	-	-	-	-	(6,327.87)
KU-139020-Manchester Office	-	-	-	-	-	-	-	-	-
KU-139020-Morehead Storeroom	(3,507.22)	(21.12)	-	-	-	-	-	-	(3,528.34)
KU-139020-Richmond Office	(171,892.34)	(1,759.17)	268,400.36	-	-	-	-	-	94,748.85
KU-139020-Somerset Pole Yard	(24.26)	-	-	-	-	-	-	-	(24.26)
KU-139020-St Paul Office	-	-	-	-	-	-	-	-	-
KU-139020-Tates Creek Office	-	-	-	-	-	-	-	-	-
KU-139020-Taylorsville Office	(9,584.73)	(52.86)	8,072.06	-	-	-	-	-	(1,565.53)
KU-139020-Versailles Storeroom	(69,177.40)	(381.82)	58,257.06	-	-	-	-	-	(11,302.16)
KU-139020-Whitley City Office	-	-	-	-	-	-	-	-	-

Garrett/Spanos									
KU-139020-Various Offices	(331,562.66)	(2,674.69)	380,774.34	-	-	-	-	-	(6,028,172.92)
KU-139110- Office Equipment	(5,802,466.33)	(272,462.09)	46,755.50	-	-	-	-	-	(12,490,167.23)
KU-139120- Non PC Computer Equipmen	(13,533,925.82)	(1,655,900.79)	2,699,659.38	-	-	-	-	-	-
KU-139130-Cash Processing Equipmen	-	-	-	-	-	-	-	-	-
KU-139131-Personal Computers	(1,062,274.45)	(660,661.03)	59,007.00	-	-	-	-	-	(1,663,928.48)
KU-139200-KY - Ghent 4 ECR 2009	(0.00)	-	-	-	-	-	-	-	(0.00)
KU-139200- Cars and Light Trucks	(0.00)	-	-	-	-	-	-	-	(0.00)
KU-139200-KY Cars and Light Trucks-	(778,597.80)	(19,643.79)	19,170.48	-	-	-	-	-	(779,071.11)
KU-139210- Heavy trucks and Other	(0.00)	-	-	-	-	-	-	-	(0.00)
KU-139210- KY Heavy Trucks & Other-	(3,556,201.78)	(97,034.84)	27,247.29	-	-	-	-	-	(3,625,989.33)
KU-139300- Stores Equipment	(430,152.98)	(19,249.52)	8,677.82	-	-	-	-	-	(440,724.68)
KU-139400- Tools, Shop, and Garage	(5,141,164.50)	(306,148.24)	31,390.48	-	-	-	-	-	(5,415,922.26)
KU-139500- Laboratory Equipment	(0.00)	-	-	-	-	-	-	-	(0.00)
KU-139600-Power Op Equip Lg Mach	(0.00)	-	-	-	-	-	-	-	(0.00)
KU-139610-KY Power Op Equip-Lg Mach	(1,303,318.92)	(135,450.61)	-	-	-	-	-	-	(1,438,769.53)
KU-139620-KY Power Op Equip - Other	(319,565.31)	(29,494.44)	-	-	-	-	-	-	(349,059.75)
KU-139700-Microwave,Fiber,Other	(13,985,739.65)	(874,888.92)	-	(320,787.77)	-	-	-	-	(15,181,416.34)
KU-139710-Radios and Telephone	(13,929,407.68)	(1,308,510.73)	-	320,787.77	-	-	-	-	(14,917,130.64)
KU-139720- DSM Equipment	(3,725,665.83)	(535,487.92)	-	-	-	-	-	-	(4,261,153.75)
KU-139800- Miscellaneous Equipment	0.00	-	-	-	-	-	-	-	0.00
Total General Plant	(78,467,213.69)	(6,876,372.82)	3,599,549.50	365,590.79	-	(248,934.57)	-	-	(81,627,380.79)
Electric Hydro Production									
KU-133010-DD Land Rights	(912,332.60)	-	-	56,697.00	-	-	-	-	(855,635.60)
KU-133100-DD Structures and Improv	(413,947.44)	(56,147.48)	-	(56,697.00)	-	-	-	-	(526,791.92)
KU-133200-DD Reservoirs, Dams, and	(10,458,804.77)	(285,603.75)	1,201.51	-	-	8,759.69	-	-	(10,734,447.32)
KU-133300-DD Water Wheels, Turbine	(2,931,616.71)	(271,102.14)	-	-	-	-	-	-	(3,202,718.85)
KU-133400-DD Accessory Electric Eq	(369,766.67)	(25,562.52)	290.00	-	-	10,258.00	-	-	(384,781.19)
KU-133500-DD Misc Power Plant Equip	(168,322.77)	(6,192.24)	-	-	-	-	-	-	(174,515.01)
KU-133600-DD Roads, Railroads, and	(103,633.04)	(3,756.34)	35,609.30	-	-	137,142.56	-	-	65,362.48
KU-133707-ARO Cost Hydro Prod (Eqp)	(73,366.27)	(8,944.08)	-	-	-	-	-	-	(82,310.35)
Total Electric Hydro Production	(15,431,790.27)	(657,308.55)	37,100.81	-	-	156,160.25	-	-	(15,895,837.76)
Electric Other Production									
KU-134010-EWB 9PL Land Rights	(132,118.30)	(1,931.70)	-	-	-	-	-	-	(134,050.00)
KU-134020-EWB 8 Land	-	-	-	-	-	-	-	-	-
KU-134020-EWB Solar Facility Land	-	-	-	-	-	-	-	-	-
KU-134020-Land	-	-	-	-	-	-	-	-	-
KU-134100-CR 7 Structures and Impr	(6,139,874.83)	(771,567.68)	36,939.28	-	-	11,171.16	-	-	(6,863,332.07)
KU-134100-EWB 10 Structures and Im	(1,417,669.83)	(27,239.52)	-	-	-	-	-	-	(1,444,909.35)
KU-134100-EWB 11 Structures and Im	(1,524,955.87)	(41,450.70)	-	-	-	-	-	-	(1,566,406.57)
KU-134100-EWB 5 Structures and Imp	(452,984.63)	(20,744.40)	-	-	-	-	-	-	(473,729.03)
KU-134100-EWB 6 Structures and Imp	(130,136.71)	(5,136.33)	19,559.77	-	-	1,913.20	-	-	(113,800.07)
KU-134100-EWB 7 Structures and Imp	(368,984.44)	(12,037.26)	-	-	-	-	-	-	(381,021.70)
KU-134100-EWB 8 Structures and Imp	(1,726,639.32)	(39,951.24)	-	-	-	-	-	-	(1,766,590.56)
KU-134100-EWB 9 Structures and Imp	(3,621,604.31)	(64,310.16)	-	-	-	-	-	-	(3,685,914.47)
KU-134100-EWB Solar Struc and Imp	(181,608.49)	(30,608.82)	-	-	-	-	-	-	(212,217.31)
KU-134100-HA 1,2,&3 Structures and	(254,260.76)	(27,935.58)	-	-	-	-	-	-	(282,196.34)
KU-134100-PR 13 Structures and Imp	(1,277,902.54)	(45,736.86)	-	-	-	-	-	-	(1,323,639.40)
KU-134100-Simp Solar A1 Struc & Imp	(11,265.38)	(16,976.52)	-	-	-	-	-	-	(28,241.90)
KU-134100-Simp Solar A2 Struc & Imp	-	-	-	-	-	-	-	-	-
KU-134100-TC 10 Structures and Imp	(2,052,398.69)	(83,653.32)	-	-	-	-	-	-	(2,136,052.01)
KU-134100-TC 5 Structures and Impr	(2,284,789.32)	(72,373.44)	-	-	-	-	-	-	(2,357,162.76)
KU-134100-TC 6 Structures and Impr	(2,195,850.96)	(69,261.60)	-	-	-	-	-	-	(2,265,112.56)
KU-134100-TC 7 Structures and Impr	(1,957,965.45)	(67,268.04)	-	-	-	-	-	-	(2,025,233.49)
KU-134100-TC 8 Structures and Impr	(1,952,297.31)	(67,073.28)	-	-	-	-	-	-	(2,019,370.59)
KU-134100-TC 9 Structures and Impr	(2,003,338.21)	(69,280.74)	-	-	-	-	-	-	(2,072,618.95)
KU-134100-Structures and Impr	(29,554,527.05)	(1,532,605.49)	56,499.05	-	-	13,084.36	-	-	(31,017,549.13)
KU-134200-Cane Run PIPELINE FUEL	(3,117,860.63)	(362,863.86)	-	-	-	-	-	-	(3,480,724.49)
KU-134200-CR 7 Fuel Holders, Produ	(3,966,638.62)	(102,230.52)	-	-	-	-	-	-	(4,068,869.14)
KU-134200-EWB 10 Fuel Holders, Pro	(129,792.91)	(7,668.36)	-	-	-	-	-	-	(137,461.27)
KU-134200-EWB 11 Fuel Holders, Pro	(176,632.32)	(11,142.66)	-	-	-	-	-	-	(187,774.98)
KU-134200-EWB 5 Fuel Holders, Prod	(416,033.72)	(19,894.68)	-	-	-	-	-	-	(435,928.40)
KU-134200-EWB 6 Fuel Holders, Prod	(395,259.74)	(34,573.56)	-	-	-	-	-	-	(429,833.30)
KU-134200-EWB 7 Fuel Holders, Prod	(389,963.80)	(33,518.04)	-	-	-	-	-	-	(423,481.84)
KU-134200-EWB 8 Fuel Holders, Prod	(191,064.81)	(8,588.46)	-	-	-	-	-	-	(199,653.27)
KU-134200-EWB 9 Fuel Holders, Prod	(1,722,017.00)	(73,357.62)	-	-	-	-	-	-	(1,795,374.62)
KU-134200-EWB 9PL Fuel Holders, Pr	(6,222,521.79)	(126,451.98)	-	-	-	-	-	-	(6,348,973.77)

							Garrett/Spanos
KU-134200-HA 1,2,&3 Fuel Holders,	(448,226.20)	(39,393.90)	48,431.58	-	-	61.92	-
KU-134200-Paddys Run CT Pipeline	(687,373.75)	(106,199.70)	-	-	-	-	(793,573.45)
KU-134200-PR 13 Fuel Holders, Prod	(1,218,519.36)	(38,471.52)	-	-	-	-	(1,256,990.88)
KU-134200-TC 10 Fuel Holders, Prod	(351,785.32)	(15,153.84)	-	-	-	-	(366,939.16)
KU-134200-TC 5 Fuel Holders, Produ	(146,698.71)	(4,671.90)	-	-	-	-	(151,370.61)
KU-134200-TC 6 Fuel Holders, Produ	(146,503.34)	(4,665.30)	-	-	-	-	(151,168.64)
KU-134200-TC 7 Fuel Holders, Produ	(318,503.72)	(11,040.96)	-	-	-	-	(329,544.68)
KU-134200-TC 8 Fuel Holders, Produ	(317,581.63)	(11,008.98)	-	-	-	-	(328,590.61)
KU-134200-TC 9 Fuel Holders, Produ	(326,154.41)	(11,371.02)	-	-	-	-	(337,525.43)
KU-134200-TRIMBLE CT PIPELINE FUEL	(2,957,974.76)	(99,576.90)	-	-	-	-	(3,057,551.66)
KU-134200-Fuel Holders, Produ	(23,647,106.54)	(1,121,843.76)	48,431.58	-	-	61.92	(24,720,456.80)
KU-134201-AROP EWB 9 Turbogenerator	0.00	-	-	-	-	-	0.00
KU-134300-Cane Run 7 Prime Movers	(22,684,410.77)	(4,715,003.71)	3,859,193.28	-	-	49,455.49	(23,490,765.71)
KU-134300-EWB 10 Prime Movers	(14,321,306.88)	(640,575.66)	-	-	-	-	(14,961,882.54)
KU-134300-EWB 11 Prime Movers	(27,470,067.93)	(1,029,355.14)	-	-	-	-	(28,499,423.07)
KU-134300-EWB 5 Prime Movers	(7,962,530.33)	(368,043.42)	-	-	-	-	(8,330,573.75)
KU-134300-EWB 6 Prime Movers	(18,900,621.35)	(1,166,817.75)	51,837.53	-	-	565,553.71	(19,450,047.86)
KU-134300-EWB 7 Prime Movers	(20,210,465.46)	(850,470.84)	-	-	-	-	(21,060,936.30)
KU-134300-EWB 8 Prime Movers	(20,805,630.61)	(775,090.50)	-	-	-	-	(21,580,721.11)
KU-134300-EWB 9 Prime Movers	(16,636,553.12)	(683,346.84)	-	-	-	-	(17,319,899.96)
KU-134300-PR 13 Prime Movers	(9,646,884.43)	(547,784.40)	310,451.14	-	-	538.14	(9,883,679.55)
KU-134300-TC 10 Prime Movers	(12,549,628.54)	(581,810.79)	-	-	-	-	(13,131,439.33)
KU-134300-TC 5 Prime Movers	(18,259,069.96)	(831,161.88)	14,069.94	-	-	-	(19,076,161.90)
KU-134300-TC 6 Prime Movers	(18,340,743.33)	(781,792.92)	-	-	-	-	(19,122,536.25)
KU-134300-TC 7 Prime Movers	(11,964,090.19)	(605,177.98)	-	-	-	-	(12,569,268.17)
KU-134300-TC 8 Prime Movers	(12,373,284.26)	(581,865.96)	105,361.53	-	-	6,444.90	(12,843,343.79)
KU-134300-TC 9 Prime Movers	(12,577,252.03)	(567,817.47)	42,853.18	-	-	-	(13,102,216.32)
KU-134300-Prime Movers	(244,702,539.19)	(14,726,115.26)	4,383,766.60	-	-	621,992.24	(254,422,895.61)
KU-134400-CR 7 Generators	(9,924,789.29)	(907,139.91)	-	-	-	-	(10,831,929.20)
KU-134400-EWB 10 Generators	(3,453,830.96)	(73,356.90)	-	-	-	-	(3,527,187.86)
KU-134400-EWB 11 Generators	(3,745,492.61)	(159,004.50)	-	-	-	-	(3,904,497.11)
KU-134400-EWB 5 Generators	(1,665,386.37)	(59,910.06)	-	-	-	-	(1,725,296.43)
KU-134400-EWB 6 Generators	(2,149,562.40)	(66,783.78)	-	-	-	65,910.55	(2,150,435.63)
KU-134400-EWB 7 Generators	(2,560,156.05)	(82,126.40)	198,720.59	-	-	21,958.00	(2,421,603.86)
KU-134400-EWB 8 Generators	(4,141,799.71)	(102,400.74)	-	-	-	-	(4,244,200.45)
KU-134400-EWB 9 Generators	(4,122,315.02)	(77,177.58)	-	-	-	-	(4,199,492.60)
KU-134400-EWB Solar Generators	(2,152,592.78)	(301,232.58)	-	-	-	-	(2,453,825.36)
KU-134400-HA 1,2,&3 Generators	(2,778,450.67)	(72,015.36)	-	-	-	-	(2,850,466.03)
KU-134400-PR 13 Generators	(3,118,188.34)	(118,936.56)	431,564.63	-	-	-	(2,805,560.27)
KU-134400-Simp Solar A1 Generators	(7,816.69)	(15,984.72)	-	-	-	-	(23,801.41)
KU-134400-Simp Solar A2 Generators	-	-	-	-	-	-	-
KU-134400-TC 10 Generators	(1,602,286.32)	(62,334.42)	-	-	-	-	(1,664,620.74)
KU-134400-TC 5 Generators	(2,273,276.58)	(77,037.90)	-	-	-	-	(2,350,314.48)
KU-134400-TC 6 Generators	(2,178,815.39)	(75,182.52)	-	-	-	-	(2,253,997.91)
KU-134400-TC 7 Generators	(1,542,037.44)	(57,478.32)	-	-	-	-	(1,599,515.76)
KU-134400-TC 8 Generators	(1,535,431.54)	(57,244.44)	-	-	-	-	(1,592,675.98)
KU-134400-TC 9 Generators	(1,091,781.05)	(65,495.52)	-	-	-	-	(1,157,276.57)
KU-134400-Bus Solar Gen-Makers Mark	-	(4,735.73)	-	-	-	-	(4,735.73)
KU-134400-Generators	(50,044,009.21)	(2,435,577.94)	630,285.22	-	-	87,868.55	(51,761,433.38)
KU-134500-CR 7 Accessory Electric	(3,070,041.78)	(361,500.35)	-	-	-	-	(3,431,542.13)
KU-134500-EWB 10 Accessory Electri	(2,111,738.72)	(61,185.06)	-	-	-	-	(2,172,923.78)
KU-134500-EWB 11 Accessory Electri	(1,842,666.59)	(60,374.76)	-	-	-	-	(1,903,041.35)
KU-134500-EWB 5 Accessory Electric	(1,382,971.83)	(48,861.42)	-	-	-	-	(1,431,833.25)
KU-134500-EWB 6 Accessory Electric	(1,339,377.11)	(49,250.55)	-	-	-	-	(1,388,627.66)
KU-134500-EWB 7 Accessory Electric	(1,310,879.32)	(50,314.38)	-	-	-	-	(1,361,193.70)
KU-134500-EWB 8 Accessory Electric	(2,438,860.01)	(97,616.10)	-	-	-	-	(2,536,476.11)
KU-134500-EWB 9 Accessory Electric	(3,139,443.44)	(85,943.40)	-	-	-	-	(3,225,386.84)
KU-134500-EWB Solar Accessory Elec	(84,697.78)	(9,711.24)	-	-	-	-	(94,409.02)
KU-134500-Simp Solar A2 Access Elec	-	-	-	-	-	-	-
KU-134500-HA 1,2,&3 Accessory Elec	(651,617.56)	(90,441.96)	-	-	-	-	(742,059.52)
KU-134500-PR 13 Accessory Electric	(1,527,683.85)	(50,118.00)	-	-	-	-	(1,577,801.85)
KU-134500-Simp Solar A1 Access Elec	-	(598.72)	-	-	-	-	(598.72)
KU-134500-TC 10 Accessory Electric	(3,979,878.62)	(216,677.40)	-	-	-	-	(4,196,556.02)
KU-134500-TC 5 Accessory Electric	(1,004,240.01)	(39,647.03)	-	-	-	-	(1,043,887.04)
KU-134500-TC 6 Accessory Electric	(2,407,280.60)	(97,257.54)	-	-	-	-	(2,504,538.14)
KU-134500-TC 7 Accessory Electric	(1,798,641.39)	(76,223.52)	-	-	-	-	(1,874,864.91)
KU-134500-TC 8 Accessory Electric	(1,721,137.04)	(62,965.80)	-	-	-	-	(1,784,102.84)
KU-134500-TC 9 Accessory Electric	(1,753,995.30)	(63,478.08)	-	-	-	-	(1,817,473.38)

Garrett/Spanos

KU-134500-Bus Solar Acc Elec-Makers	-	(1,942.77)	-	-	-	-	-	-	-
KU-134500-Accessory Electric	(31,565,150.95)	(1,524,108.08)	-	-	-	-	-	-	(33,089,259.03)
KU-134501-AROP EWB 10 Acc Elec	-	-	-	-	-	-	-	-	-
KU-134501-AROP EWB 11 Acc Elec	-	-	-	-	-	-	-	-	-
KU-134501-AROP EWB 5 Acc Elec	-	-	-	-	-	-	-	-	-
KU-134501-AROP EWB 6 Acc Elec	-	-	-	-	-	-	-	-	-
KU-134501-AROP EWB 7 Acc Elec	-	-	-	-	-	-	-	-	-
KU-134501-AROP EWB 8 Acc Elec	-	-	-	-	-	-	-	-	-
KU-134501-AROP EWB 9 Acc Elec	-	-	-	-	-	-	-	-	-
KU-134501-AROP TC 7 Acc Elec	-	-	-	-	-	-	-	-	-
KU-134501-AROP TC 8 Acc Elec	-	-	-	-	-	-	-	-	-
KU-134501-AROP Accessory Electric	-	-	-	-	-	-	-	-	-
KU-134600-CR 7 Misc. Power Plant E	(329,740.21)	(53,944.98)	-	-	-	-	-	-	(383,685.19)
KU-134600-EWB 10 Misc Power Plant	(165,237.46)	(3,868.14)	-	-	-	-	-	-	(169,105.60)
KU-134600-EWB 11 Misc Power Plant	(383,752.46)	(14,619.30)	-	-	-	-	-	-	(398,371.76)
KU-134600-EWB 5 Misc Power Plant E	(1,375,855.74)	(42,353.34)	-	-	-	-	-	-	(1,418,209.08)
KU-134600-EWB 6 Misc Power Plant E	(49,171.12)	(3,672.14)	-	-	-	-	-	-	(52,843.26)
KU-134600-EWB 7 Misc Power Plant E	(39,779.34)	(2,594.64)	-	-	-	-	-	-	(42,373.98)
KU-134600-EWB 8 Misc Power Plant E	(243,252.74)	(8,351.88)	-	-	-	-	-	-	(251,604.62)
KU-134600-EWB 9 Misc Power Plant E	(566,908.98)	(13,928.70)	-	-	-	-	-	-	(580,837.68)
KU-134600-EWB Solar Misc Power Plt	(56,214.91)	(9,026.52)	-	-	-	-	-	-	(65,241.43)
KU-134600-Simp Solar A2 Misc Pwr Pl	-	-	-	-	-	-	-	-	-
KU-134600-HA 1,2,&3 Misc Power Pla	(86,271.97)	(9,948.42)	-	-	-	-	-	-	(96,220.39)
KU-134600-PR 13 Misc Power Plant E	(710,868.07)	(21,556.80)	-	-	-	-	-	-	(732,424.87)
KU-134600-Simp Solar A1 Misc Pwr Pl	-	(53.73)	-	-	-	-	-	-	(53.73)
KU-134600-TC 10 Misc Power Plant E	(18,922.24)	(965.10)	-	-	-	-	-	-	(19,887.34)
KU-134600-TC 5 Misc. Power Plant E	(17,517.32)	(585.12)	-	-	-	-	-	-	(18,102.44)
KU-134600-TC 7 Misc. Power Plant E	(5,040.90)	(172.86)	-	-	-	-	-	-	(5,213.76)
KU-134600-TC 8 Misc. Power Plant E	(5,024.97)	(172.38)	-	-	-	-	-	-	(5,197.35)
KU-134600-TC 9 Misc. Power Plant E	(5,151.06)	(178.14)	-	-	-	-	-	-	(5,329.20)
KU-134600-Misc. Power Plant E	(4,058,709.49)	(185,992.19)	-	-	-	-	-	-	(4,244,701.68)
KU-134707-ARO Cost Other Prod (Eqp)	(93,676.46)	(10,074.72)	-	-	-	-	-	-	(103,751.18)
Total Electric Other Production	(383,797,837.19)	(21,538,249.14)	5,118,982.45	-	-	723,007.07	-	-	(399,494,096.81)

Electric Steam Production

KU-131020-EWB 1 Land	-	-	-	-	-	-	-	-	-
KU-131020-EWB 3 Land	-	-	-	-	-	-	-	-	-
KU-131020-EWB 3 Land ECR2016-161073	-	-	-	-	-	-	-	-	-
KU-131020-GH 1 Land	-	-	-	-	-	-	-	-	-
KU-131020-GH 4 Land ECR 2009	-	-	-	-	-	-	-	-	-
KU-131020-GR 1&2 Land	-	-	-	-	-	-	-	-	-
KU-131020-PI 1&2 Land	-	-	-	-	-	-	-	-	-
KU-131020-PI 3 Land	-	-	-	-	-	-	-	-	-
KU-131020-TC 2 Land ECR 2009-160933	-	-	-	-	-	-	-	-	-
KU-131020-TY 3 Land	-	-	-	-	-	-	-	-	-
KU-131020-Land	-	-	-	-	-	-	-	-	-
KU-131100-EWB 1 Structures and Imp	(4,214,215.94)	(795.12)	-	40,155.00	-	-	-	-	(4,174,856.06)
KU-131100-EWB 2 Structures and Imp	(2,431,665.19)	(7,226.16)	-	26,554.00	-	-	-	-	(2,412,337.35)
KU-131100-EWB 3 Struc	(15,649,119.22)	(384,275.46)	-	-	-	-	-	-	(16,033,394.68)
KU-131100-EWB 3 Struc ECR 2005	-	-	-	-	-	-	-	-	-
KU-131100-EWB 3 Struc ECR 2009	(6,019.97)	(745.62)	-	-	-	-	-	-	(6,765.59)
KU-131100-EWB 3 Struc ECR 2011	(269,630.95)	(83,131.62)	-	-	-	-	-	-	(352,762.57)
KU-131100-EWB3 FGD Struc	(16,570,665.44)	(1,034,060.94)	-	(66,709.00)	-	-	-	-	(17,671,435.38)
KU-131100-EWB3 FGD Struc ECR 2005	(0.00)	-	-	-	-	-	-	-	(0.00)
KU-131100-GH 1 Struc	(10,770,950.97)	(184,106.74)	67,733.78	8,382.00	-	11,814.62	-	-	(10,867,127.31)
KU-131100-GH 1 Struc ECR 2006	0.00	-	-	-	-	-	-	-	0.00
KU-131100-GH 1SC Structures and Im	(6,541,385.39)	(48,399.84)	-	-	-	-	-	-	(6,589,785.23)
KU-131100-GH 2 Structures and Impr	(9,541,940.02)	(111,443.65)	-	4,211.00	-	-	-	-	(9,649,172.67)
KU-131100-GH 3 Struc	(35,188,312.51)	(459,926.63)	207,936.61	232,561.00	-	-	-	-	(35,207,741.53)
KU-131100-GH 3 Struc ECR 2006	-	-	-	-	-	-	-	-	-
KU-131100-GH 3 Struc ECR 2011	(649,462.94)	(100,274.94)	-	-	-	-	-	-	(749,737.88)
KU-131100-GH 4 Struc	(17,304,361.66)	(634,935.97)	25,010.14	51,453.00	-	4,177.59	-	-	(17,858,656.90)
KU-131100-GH 4 Struc ECR 2005	-	-	-	-	-	-	-	-	-
KU-131100-GH 4 Struc ECR 2006	0.00	-	-	-	-	-	-	-	0.00
KU-131100-GH 4 Struc ECR 2009	(798,183.68)	(172,244.94)	-	-	-	-	-	-	(970,428.62)
KU-131100-GH2 FGD Structures and Impr	(12,376,092.63)	(90,612.90)	-	48,044.00	-	-	-	-	(12,418,661.53)
KU-131100-GH3 FGD Structures and I	-	-	-	-	-	-	-	-	-
KU-131100-GH4 FGD Structures and I	-	-	-	-	-	-	-	-	-

Garrett/Spans

KU-131100-GR 1-2 Structures and Im	(480,446.49)	-	-	(48,045.00)	-	-	-	-
KU-131100-GR 3 Structures and Impr	(563,915.11)	-	-	(56,392.00)	-	-	-	(620,307.11)
KU-131100-GR 4 Structures and Impr	(2,325,761.90)	-	1,638,938.15	(232,576.00)	-	1,704,832.18	-	785,432.43
KU-131100-PI 1-2 Structures and Imp	-	-	-	-	-	-	-	-
KU-131100-PI 3 Structures and Impr	(42,059.13)	-	21,029.71	(4,206.00)	-	1,645,550.99	-	1,620,315.57
KU-131100-SL Structures and Improv	(764,451.08)	(8,822.19)	-	-	-	-	-	(773,273.27)
KU-131100-TC 2 FGD Struc & Improv	(3,384,981.78)	(34,980.30)	-	-	-	-	-	(3,419,962.08)
KU-131100-TC Training Center	(20,976.00)	(11,582.99)	-	-	-	-	-	(32,558.99)
KU-131100-TC 2 Struc	(21,998,588.12)	(871,706.47)	52,872.10	56,386.00	-	7,347.33	(1,818.00)	(22,755,507.16)
KU-131100-TC 2 Struc ECR 2006	-	-	-	-	-	-	-	-
KU-131100-TC 2 Struc ECR 2009	(59,222.51)	(4,242.00)	-	-	-	-	-	(63,464.51)
KU-131100-TY 1&2 Structures and Im	(83,736.27)	-	-	(51,445.00)	-	-	-	(135,181.27)
KU-131100-TY 3 Structures and Impr	(514,444.62)	-	197,134.06	(8,373.00)	-	3,054,682.50	-	2,728,998.94
KU-131100- Structures and Impr	(162,550,589.52)	(4,243,514.48)	2,210,654.55	-	-	6,428,405.21	(1,818.00)	(158,156,862.24)
KU-131101-AROP EWB 1 Struct & Imp	-	-	-	-	-	-	-	-
KU-131101-AROP EWB 3 ECR 2009	-	-	-	-	-	-	-	-
KU-131101-AROP EWB 3 Struct & Imp	-	-	-	-	-	-	-	-
KU-131101-AROP GH 1 Struct & Imp	-	-	-	-	-	-	-	-
KU-131101-AROP GR 1-2 Struct & Imp	-	-	-	-	-	-	-	-
KU-131101-AROP GR 4 Struct & Impr	-	-	-	-	-	-	-	-
KU-131101-AROP TC2 Struct ECR 2009	-	-	-	-	-	-	-	-
KU-131101-AROP TY 3 Struct & Impr	-	-	-	-	-	-	-	-
KU-131101-AROP Struct & Impr	-	-	-	-	-	-	-	-
KU-131200-EWB 1 Boil	(8,370,954.63)	(64,325.10)	-	90,417.00	-	-	-	(8,344,862.73)
KU-131200-EWB 1 Boil - Ash Pond	(12,404,729.33)	(85,853.16)	-	(659,589.00)	-	-	-	(13,150,171.49)
KU-131200-EWB 1 Boil ECR 2005	-	-	-	-	-	-	-	-
KU-131200-EWB 2 Boil	(1,584,931.46)	(82,934.40)	-	76,296.00	-	-	-	(1,591,569.86)
KU-131200-EWB 2 Boil ECR 2005	-	-	-	-	-	-	-	-
KU-131200-EWB 2 Boil ECR 2006	-	-	-	-	-	-	-	-
KU-131200-EWB 3 Boil	(70,610,297.05)	(3,599,933.26)	1,667,052.54	7,391,664.00	-	282,452.52	-	(64,869,061.25)
KU-131200-EWB 3 Boil Ash Pond	(5,685,134.63)	(406,932.72)	-	(12,692,681.00)	-	-	-	(18,784,748.35)
KU-131200-EWB 3 Boil ECR 2005	-	-	-	-	-	-	-	-
KU-131200-EWB 3 Boil ECR 2006	-	-	-	-	-	-	-	-
KU-131200-EWB 3 Boil ECR 2009	(18,709,067.21)	(3,091,166.58)	-	-	-	-	-	(21,800,233.79)
KU-131200-EWB 3 Boil ECR 2011	(20,584,659.31)	(5,017,994.34)	-	-	-	-	-	(25,602,653.65)
KU-131200-EWB 3 Boil ECR2016-152377	-	(162,238.35)	-	-	-	-	-	(162,238.35)
KU-131200-EWB3 FGD Boil	(107,645,406.30)	(8,260,618.74)	-	5,793,893.00	-	-	-	(110,112,132.04)
KU-131200-EWB3 FGD Boil ECR 2005	-	-	-	-	-	-	-	-
KU-131200-GH 1 Boil	(99,481,903.67)	(4,933,758.21)	5,029,088.24	21,107.00	-	2,087,684.97	(45,000.00)	(97,322,781.67)
KU-131200-GH 1 Boil - Ash Pond	(2,074,881.35)	(840.24)	-	(21,107.00)	-	-	-	(2,096,828.59)
KU-131200-GH 1 Boil ECR 2005	-	-	-	-	-	-	-	-
KU-131200-GH 1 Boil ECR 2006	-	-	-	-	-	-	-	-
KU-131200-GH 1 Boil ECR 2011	(22,954,122.62)	(3,979,407.12)	-	-	-	-	-	(26,933,529.74)
KU-131200-GH 1 SC Boil - Ash Pond	(39,219.48)	(7.26)	-	39,226.08	-	-	-	(0.66)
KU-131200-GH 1SC Boil	(68,298,553.53)	(2,907,539.79)	116,378.54	(39,226.08)	-	2,253.80	-	(71,126,687.06)
KU-131200-GH 1SC Boil ECR 2005	-	-	-	-	-	-	-	-
KU-131200-GH 1SC Boil ECR 2016	(90,370.14)	(23,270.40)	-	-	-	-	-	(113,640.54)
KU-131200-GH 2 Boil	(72,056,501.68)	(3,499,861.93)	4,085,281.47	-	-	996,836.73	(59.40)	(70,474,304.81)
KU-131200-GH 2 Boil ECR 2005	-	-	-	-	-	-	-	-
KU-131200-GH 2 Boil ECR 2011	(12,755,217.42)	(3,658,778.34)	-	-	-	-	-	(16,413,995.76)
KU-131200-GH 2 SC Boil - Ash Pond	(1,901,133.18)	-	-	-	-	-	-	(1,901,133.18)
KU-131200-GH 2SC Boil	(64,740,802.77)	(399,774.88)	197,502.33	-	-	23,739.69	-	(64,919,335.63)
KU-131200-GH 2SC Boil ECR 2005	-	-	-	-	-	-	-	-
KU-131200-GH 2SC Boil ECR 2016	(219,460.83)	(26,493.18)	-	-	-	-	-	(245,954.01)
KU-131200-GH 3 Boil	(172,531,613.42)	(4,868,960.14)	1,932,905.02	-	-	1,539,868.28	(13,908.60)	(173,941,708.86)
KU-131200-GH 3 Boil ECR 2006	-	-	-	-	-	-	-	-
KU-131200-GH 3 Boil ECR 2011	(21,152,690.28)	(3,041,605.92)	-	-	-	-	-	(24,194,296.20)
KU-131200-GH 4 Boil	(145,326,222.06)	(6,792,525.95)	369,646.57	5,688,532.00	-	129,176.56	-	(145,931,392.88)
KU-131200-GH 4 Boil - Ash Pond	(14,894,136.13)	(438,081.72)	-	(12,479,432.00)	-	-	-	(27,811,649.85)
KU-131200-GH 4 Boil ECR 2005	-	-	-	-	-	-	-	-
KU-131200-GH 4 Boil ECR 2006	-	-	-	-	-	-	-	-
KU-131200-GH 4 Boil ECR 2009	(35,847,155.06)	(6,686,387.79)	-	-	-	-	-	(42,533,542.85)
KU-131200-GH 4 Boil ECR 2011	(19,978,537.82)	(3,304,551.48)	-	-	-	-	-	(23,283,089.30)
KU-131200-GH 4 Boil ECR 2016-152379	-	(1,399,175.67)	-	-	-	-	-	(1,399,175.67)
KU-131200-GH 4RC Boiler Plant Equi	(0.00)	-	-	-	-	-	-	(0.00)
KU-131200-GH3 FGD Boil	(45,845,475.39)	(2,383,885.67)	381,705.66	-	-	17,982.36	-	(47,829,673.04)
KU-131200-GH3 FGD Boil ECR 2005	-	-	-	-	-	-	-	-
KU-131200-GH3 FGD Boil ECR 2016	(62,685.09)	(18,516.90)	-	-	-	-	-	(81,201.99)

KU-131200-GH4 FGD Boil	(113,846,020.84)	(4,547,300.14)	563,082.53	6,790,900.00	-	93,967.92	-	-	-
KU-131200-GH4 FGD Boil ECR 2005	-	-	-	-	-	-	-	-	-
KU-131200-GH4 FGD Boil ECR 2016	(54,285.34)	(14,539.92)	-	-	-	-	-	-	(68,825.26)
KU-131200-GR 1-2 Boiler Plant Equip	-	-	-	-	-	-	-	-	-
KU-131200-GR 3 Boil	0.00	-	-	-	-	-	-	-	0.00
KU-131200-GR 3 Boil - Ash Pond	(1,831,841.45)	-	1,831,840.98	-	-	-	-	-	(0.47)
KU-131200-GR 3 Boil ECR 2006	-	-	-	-	-	-	-	-	-
KU-131200-GR 4 Boil	0.00	-	-	-	-	-	-	-	0.00
KU-131200-GR 4 Boil ECR 2006	-	-	-	-	-	-	-	-	-
KU-131200-PI 1-2 Boiler Plant Equip	-	-	-	-	-	-	-	-	-
KU-131200-PI 3 Boil - Ash Pond	(91,266.28)	-	91,265.89	-	-	-	-	-	(0.39)
KU-131200-PI 3 Boiler Plant Equipm	(0.00)	-	-	-	-	-	-	-	(0.00)
KU-131200-TC 2 Boil	(123,852,621.59)	(5,873,036.77)	2,960,364.25	1,856,280.00	-	14,268.25	-	(3,567.06)	(124,898,312.92)
KU-131200-TC 2 Boil - Ash Pond	(4,425,326.85)	(20,578.38)	-	(3,365,780.00)	-	-	-	-	(7,811,685.23)
KU-131200-TC 2 Boil ECR 2006	3.00	-	-	-	-	-	-	-	3.00
KU-131200-TC 2 Boil ECR 2009	(3,337,700.15)	(838,630.46)	-	1,996.45	-	-	-	-	(4,174,334.16)
KU-131200-TC 2 Boil ECR 2009-Ash Po	(613,563.99)	(21,209.04)	-	-	-	-	-	-	(634,773.03)
KU-131200-TC 2 Boil ECR 2016	(206,976.34)	(443,794.20)	-	-	-	-	-	-	(650,770.54)
KU-131200-TC2 Boil ECR2009-159091	-	(303.71)	-	-	-	-	-	-	(303.71)
KU-131200-TC2 Boil ECR2009-159093KU	-	(951.71)	-	(1,996.45)	-	-	-	-	(2,948.16)
KU-131200-TC2 Boil ECR2009-151122	-	(261,258.53)	-	-	-	-	-	-	(261,258.53)
KU-131200-TC 2 FGD Boil	(24,321,241.19)	(717,139.95)	31,535.95	1,509,500.00	-	4,894.80	-	(1,212.00)	(23,493,662.39)
KU-131200-TC 2 FGD Boil ECR 2006	(3.00)	-	-	-	-	-	-	-	(3.00)
KU-131200-TY 1&2 Boiler Plant Equip	(0.00)	-	-	-	-	-	-	-	(0.00)
KU-131200-TY 3 Boil	(0.00)	-	-	-	-	-	-	-	(0.00)
KU-131200-TY 3 Boil - Ash Pond	(575,456.32)	-	575,455.72	-	-	-	-	-	(0.60)
KU-131200-TY 3 Boil ECR 2006	-	-	-	-	-	-	-	-	-
KU-131200-Boiler Plant Equipm	(1,319,002,162.18)	(81,874,162.05)	19,833,105.69	-	-	5,193,125.88	(58,968.00)	(4,779.06)	(1,375,913,839.72)
KU-131201-AROP EWB 1 Boiler Plt Eqp	-	-	-	-	-	-	-	-	-
KU-131201-AROP EWB 3 Boiler Plt Eqp	-	-	-	-	-	-	-	-	-
KU-131201-AROP GH 1 Boiler Plt Equip	-	-	-	-	-	-	-	-	-
KU-131201-AROP GH 1SC Boiler Plt Eq	-	-	-	-	-	-	-	-	-
KU-131201-AROP GH 2 Boiler Plt Equip	-	-	-	-	-	-	-	-	-
KU-131201-AROP GH 4 Boiler Plt Equip	-	-	-	-	-	-	-	-	-
KU-131201-AROP GR 1-2 Boiler Plt Eq	-	-	-	-	-	-	-	-	-
KU-131201-AROP GR 4 Boiler Plt Equip	-	-	-	-	-	-	-	-	-
KU-131201-AROP TY 1-2 Boiler Plt Eq	-	-	-	-	-	-	-	-	-
KU-131201-AROP TY 3 Boiler Plt Equip	-	-	-	-	-	-	-	-	-
KU-131201-AROP Boiler Plt Equip	-	-	-	-	-	-	-	-	-
KU-131400-EWB 1 Turbogenerator Uni	(265,138.04)	(3,151.68)	-	4,077.00	-	-	-	-	(264,212.72)
KU-131400-EWB 2 Turbogenerator Uni	(417,409.46)	(3,189.60)	-	5,533.00	-	-	-	-	(415,066.06)
KU-131400-EWB 3 Turbogenerator Uni	(11,121,856.43)	(1,372,749.40)	1,070,136.92	(9,610.00)	-	516,985.75	-	-	(10,917,093.16)
KU-131400-GH 1 Turbogenerator Unit	(24,091,100.72)	(720,037.56)	14,802.40	-	-	2,975.92	-	-	(24,793,359.96)
KU-131400-GH 2 Turbogenerator Unit	(23,120,851.93)	(492,062.06)	1,050,017.24	-	-	829,041.04	-	-	(21,733,855.71)
KU-131400-GH 3 Turbogenerator Unit	(23,765,371.43)	(556,739.54)	-	-	-	506,794.04	-	-	(23,815,316.93)
KU-131400-GH 4 Turbogenerator Unit	(36,949,495.84)	(779,597.77)	14,076.35	-	-	1,562.78	-	-	(37,713,454.48)
KU-131400-GR 1&2 Turbogenerator Uni	-	-	-	-	-	-	-	-	-
KU-131400-GR 3 Turbogenerator Unit	0.00	-	-	-	-	-	-	-	0.00
KU-131400-GR 4 Turbogenerator Unit	(0.00)	-	-	-	-	-	-	-	(0.00)
KU-131400-PI 1-2 Turbogenerator Uni	-	-	-	-	-	-	-	-	-
KU-131400-PI 3 Turbogenerator Unit	-	-	-	-	-	-	-	-	-
KU-131400-TC 2 Turbogenerator Unit	(23,305,187.36)	(987,412.78)	684,617.21	-	-	93,009.77	-	(23,014.04)	(23,537,987.20)
KU-131400-TY 1&2 Turbogenerator Un	0.00	-	-	-	-	-	-	-	0.00
KU-131400-TY 3 Turbogenerator Unit	0.00	-	-	-	-	-	-	-	0.00
KU-131400-Turbogenerator Unit	(143,036,411.21)	(4,914,940.39)	2,833,650.12	-	-	1,950,369.30	-	(23,014.04)	(143,190,346.22)
KU-131401-AROP TY 3 Turbogenerator	-	-	-	-	-	-	-	-	-
KU-131500-EWB 1 Accessory Electric	(3,221,313.19)	(20,158.91)	-	(183,701.00)	-	-	-	-	(3,425,173.10)
KU-131500-EWB 2 Acc	(607,997.15)	(5,735.82)	-	8,604.00	-	-	-	-	(605,128.97)
KU-131500-EWB 2 Acc ECR 2005	-	-	-	-	-	-	-	-	-
KU-131500-EWB 3 Acc	(6,771,056.83)	(179,337.15)	40,416.86	175,097.00	-	-	-	-	(6,734,880.12)
KU-131500-EWB 3 Acc ECR 2005	-	-	-	-	-	-	-	-	-
KU-131500-EWB 3 FGD Acc	(316,934.70)	(121,096.80)	-	-	-	-	-	-	(438,031.50)
KU-131500-EWB3 FGD Acc ECR 2005	(9,693,411.35)	(696,455.82)	-	-	-	-	-	-	(10,389,867.17)
KU-131500-GH 1 Access ECR 2011	(95,248.25)	(28,430.28)	-	-	-	-	-	-	(123,678.53)
KU-131500-GH 1 Accessory Electric	(8,537,585.89)	(134,160.10)	-	-	-	-	-	-	(8,671,745.99)
KU-131500-GH 1SC Acc	(6,725,809.72)	(225,521.40)	-	-	-	-	-	-	(6,951,331.12)
KU-131500-GH 1SC Acc ECR 2005	-	-	-	-	-	-	-	-	-

Garrett/Spanos

KU-131500-GH 2 Acc ECR 2011	(53,761.75)	(19,472.76)	-	-	-	-	-	-	-
KU-131500-GH 2 Accessory Electric	(11,773,531.82)	(159,475.17)	431,399.04	-	-	52,413.99	-	-	(11,449,193.96)
KU-131500-GH 2 SC Acc	(360,117.03)	(23,066.58)	-	-	-	-	-	-	(383,183.61)
KU-131500-GH 2 SC Acc ECR 2005	-	-	-	-	-	-	-	-	-
KU-131500-GH 3 Acc ECR 2011	(189,423.57)	(20,849.04)	-	-	-	-	-	-	(210,272.61)
KU-131500-GH 3 Accessory Electric	(26,099,044.05)	(269,032.68)	4,629.53	-	-	781.40	-	-	(26,362,665.80)
KU-131500-GH 4 Acc ECR 2009	(1,055,079.60)	(406,869.66)	-	-	-	-	-	-	(1,461,949.26)
KU-131500-GH 4 Acc ECR 2011	(245,761.47)	(43,247.10)	-	-	-	-	-	-	(289,008.57)
KU-131500-GH 4 Accessory Electric	(19,966,392.13)	(536,195.10)	-	-	-	-	-	-	(20,502,587.23)
KU-131500-GH3 FGD Acc	(5,354,708.93)	(220,368.60)	-	-	-	-	-	-	(5,575,077.53)
KU-131500-GH3 FGD Acc ECR 2005	-	-	-	-	-	-	-	-	-
KU-131500-GH4 FGD Acc	(4,717,438.54)	(314,321.88)	-	-	-	-	-	-	(5,031,760.42)
KU-131500-GH4 FGD Acc ECR 2005	-	-	-	-	-	-	-	-	-
KU-131500-GR 1&2 Accessory Electri	-	-	-	-	-	-	-	-	-
KU-131500-GR 3 Accessory Electric	0.00	-	-	-	-	-	-	-	0.00
KU-131500-GR 4 Accessory Electric	(0.00)	-	-	-	-	-	-	-	(0.00)
KU-131500-PI 1-2 Accessory Electric	-	-	-	-	-	-	-	-	-
KU-131500-PI 3 Accessory Electric	-	-	-	-	-	-	-	-	-
KU-131500-TC 2 Acc	(11,115,844.57)	(453,315.59)	253,022.64	-	-	-	-	-	(11,316,137.52)
KU-131500-TC 2 Acc ECR 2006	-	-	-	-	-	-	-	-	-
KU-131500-TC 2 Acc ECR 2009	(124,252.04)	(12,581.10)	-	-	-	-	-	-	(136,833.14)
KU-131500-TC 2 FGD Accessory Equip	(838,706.54)	(10,049.82)	-	-	-	-	-	-	(848,756.36)
KU-131500-TY 1&2 Accessory Electri	(0.00)	-	-	-	-	-	-	-	(0.00)
KU-131500-TY 3 Accessory Electric	0.00	-	-	-	-	-	-	-	0.00
KU-131500-Accessory Electric	(117,863,419.12)	(3,899,741.36)	729,468.07	-	-	53,195.39	-	-	(120,980,497.02)
KU-131501-AROP EWB1 Accessory Electric	-	-	-	-	-	-	-	-	-
KU-131501-AROP EWB2 Accessory Electric	-	-	-	-	-	-	-	-	-
KU-131501-AROP EWB3 Accessory Electric	-	-	-	-	-	-	-	-	-
KU-131501-AROP GH1 Accessory Electric	-	-	-	-	-	-	-	-	-
KU-131501-AROP GH2 Accessory Electric	-	-	-	-	-	-	-	-	-
KU-131501-AROP GH3 Accessory Electric	-	-	-	-	-	-	-	-	-
KU-131501-AROP GH4 Accessory Electric	-	-	-	-	-	-	-	-	-
KU-131501-AROP GR4 Accessory Electric	-	-	-	-	-	-	-	-	-
KU-131501-AROP TY3 Accessory Electric	-	-	-	-	-	-	-	-	-
KU-131501-AROP Accessory Electric	-	-	-	-	-	-	-	-	-
KU-131600-EWB 1 Misc Power Plant E	(72,674.49)	(521.04)	-	946.00	-	-	-	-	(72,249.53)
KU-131600-EWB 2 Misc Power Plant E	(69,494.26)	(19.68)	-	665.00	-	-	-	-	(68,848.94)
KU-131600-EWB 3 Misc Power Plant E	(3,490,044.45)	(119,675.67)	51,375.48	(1,611.00)	-	-	-	-	(3,559,955.64)
KU-131600-GH 1 Misc Power Plant Eq	(1,614,248.52)	(9,270.18)	-	-	-	-	-	-	(1,623,518.70)
KU-131600-GH 1SC Misc Power Plant	(922,892.29)	(4,329.00)	-	-	-	-	-	-	(927,221.29)
KU-131600-GH 2 Misc Power Plant Eq	(1,466,090.60)	(7,065.05)	4,667.51	-	-	-	-	-	(1,468,488.14)
KU-131600-GH 3 Misc Power Plant Eq	(2,749,436.09)	(34,713.37)	6,459.57	-	-	493.09	-	-	(2,777,196.80)
KU-131600-GH 3 Misc PwrPlt ECR 2011	(44,713.13)	(6,055.62)	-	-	-	-	-	-	(50,768.75)
KU-131600-GH 4 Misc Power Plant Eq	(4,472,212.82)	(239,702.46)	88,058.65	-	-	-	-	-	(4,623,856.63)
KU-131600-GR 1&2 Misc Power Plant	(0.00)	-	-	-	-	-	-	-	(0.00)
KU-131600-GR 3 Misc Power Plant Eq	(0.00)	-	-	-	-	-	-	-	(0.00)
KU-131600-GR 4 Misc Power Plant Eq	0.00	-	-	-	-	-	-	-	0.00
KU-131600-PI 1-2 Misc Power Plant E	-	-	-	-	-	-	-	-	-
KU-131600-PI 3 Misc Power Plant Eq	-	-	-	-	-	-	-	-	-
KU-131600-SL Misc Power Plant Equi	(1,153,745.25)	(67,954.86)	31,610.85	-	-	-	-	-	(1,190,089.26)
KU-131600-TC 2 Misc Power Plant	(979,692.79)	(86,072.84)	-	-	-	-	-	-	(1,065,765.63)
KU-131600-TY 1&2 Misc Power Plant	0.00	-	-	-	-	-	-	-	0.00
KU-131600-TY 3 Misc Power Plant Eq	0.00	-	-	-	-	-	-	-	0.00
KU-131600-Misc Power Plant Eq	(17,035,244.69)	(575,379.77)	182,172.06	-	-	493.09	-	-	(17,427,959.31)
KU-131707-ARO Cost Steam (Eq)	(4,083,576.78)	(516,759.91)	542,275.10	-	-	-	-	-	(4,058,061.59)
KU-131708-ARO Cost Steam (CCR)	(138,280,798.17)	(6,131,233.42)	43,913,603.41	-	-	-	-	-	(100,498,428.18)
Total Electric Steam Production	(1,901,852,201.67)	(102,155,731.38)	70,244,929.00	-	-	13,625,588.87	(58,968.00)	(29,611.10)	(1,920,225,994.28)
Electric Transmission									
KU-135010- Land Rights	(18,103,643.22)	(127,073.76)	-	-	-	-	-	-	(18,230,716.98)
KU-135010-Licensed Project Land Ri	-	-	-	-	-	-	-	-	-
KU-135020-Land	-	-	-	-	-	-	-	-	-
KU-135210- Licensed Project Str & I	-	-	-	-	-	-	-	-	-
KU-135210- Struct & Improve-Non Sys	(7,183,632.27)	(270,198.80)	15,840.01	44,629.00	-	36,906.51	-	-	(7,356,455.55)
KU-135210-KY Struc NonSys Dix Ctrl	(900,562.44)	(10,370.88)	-	-	-	-	-	-	(910,933.32)
KU-135220-Struct & Improve-System	44,632.95	(4.40)	-	(44,629.00)	-	-	-	-	(0.45)
KU-135310- Licensed Project Sta Eq	-	-	-	-	-	-	-	-	-
KU-135310- Station Equipment-Non Sy	(76,975,046.04)	(3,421,638.16)	343,324.87	(3,878,013.90)	-	220,780.95	(24,297.80)	-	(83,734,890.08)

Garrett/Spanos

KU-135311-AROP Station Equip Non S	(0.00)	-	-	-	-	-	-	-	-
KU-135320-Station Equipment-System	(5,129,894.52)	-	-	3,878,013.90	-	-	-	-	(1,251,880.62)
KU-135400- Towers Fix	(53,612,492.25)	(658,829.46)	-	-	-	-	-	-	(54,271,321.71)
KU-135400- Towers Fix ECR 2005	(0.00)	-	-	-	-	-	-	-	(0.00)
KU-135400- Towers and Fixtures	(53,612,492.25)	(658,829.46)	-	-	-	-	-	-	(54,271,321.71)
KU-135500- Licensed Project Poles a	-	-	-	-	-	-	-	-	-
KU-135500- Poles	(83,236,367.14)	(6,414,192.59)	330,010.82	-	-	901,360.41	(154.98)	-	(88,419,343.48)
KU-135500- Poles ECR 2005	-	-	-	-	-	-	-	-	-
KU-135500- Poles and Fixtures	(83,236,367.14)	(6,414,192.59)	330,010.82	-	-	901,360.41	(154.98)	-	(88,419,343.48)
KU-135600- Licensed Project Ohd Con	-	-	-	-	-	-	-	-	-
KU-135600- OH Cond	(119,264,308.85)	(2,803,564.20)	71,489.36	-	-	181,126.16	(141.05)	-	(121,815,398.58)
KU-135600- OH Cond ECR 2005	-	-	-	-	-	-	-	-	-
KU-135600- Overhead Conductors and	(119,264,308.85)	(2,803,564.20)	71,489.36	-	-	181,126.16	(141.05)	-	(121,815,398.58)
KU-135700- Underground Conduit	(264,160.27)	(5,655.76)	63,385.03	-	-	-	-	-	(206,431.00)
KU-135800- Underground Conductors a	(968,289.31)	(4,957.19)	87,624.78	-	-	-	-	-	(885,621.72)
KU-135915-ARO Cost Transm (L/B)	(7,891.33)	(229.56)	-	-	-	-	-	-	(8,120.89)
KU-135917-ARO Cost Transm (Eqp)	(98,651.80)	(3,454.98)	-	-	-	-	-	-	(102,106.78)
Total Electric Transmission	<u>(365,700,306.49)</u>	<u>(13,720,169.74)</u>	<u>911,674.87</u>	<u>-</u>	<u>-</u>	<u>1,340,174.03</u>	<u>(24,593.83)</u>	<u>-</u>	<u>(377,193,221.16)</u>
Total Electric Depreciation Reserves	<u><u>(3,459,615,498.65)</u></u>	<u><u>(164,029,985.15)</u></u>	<u><u>94,397,283.68</u></u>	<u><u>365,590.79</u></u>	<u><u>-</u></u>	<u><u>19,542,335.28</u></u>	<u><u>(207,722.48)</u></u>	<u><u>(226,107.37)</u></u>	<u><u>(3,509,774,103.90)</u></u>
Electric Intangible Plant									
KU-130100-Organization	-	-	-	-	-	-	-	-	-
KU-130200-Franchises and Consents	(86,866.07)	(1,014.90)	-	-	-	-	-	-	(87,880.97)
KU-130200-Licensed Project Franchi	13,461.00	-	-	-	-	-	-	-	13,461.00
KU-130300-Misc Intangible Plant	(30,970,580.51)	(7,293,322.01)	4,191,590.96	-	-	-	-	-	(34,072,311.56)
KU-130310-CCS Software	(7,145,754.09)	(942,855.45)	-	-	-	-	-	-	(8,088,609.54)
Total Electric Intangible Plant	<u>(38,189,739.67)</u>	<u>(8,237,192.36)</u>	<u>4,191,590.96</u>	<u>-</u>	<u>-</u>	<u>-</u>	<u>-</u>	<u>-</u>	<u>(42,235,341.07)</u>
Total Electric Amortization Reserves	<u><u>(38,189,739.67)</u></u>	<u><u>(8,237,192.36)</u></u>	<u><u>4,191,590.96</u></u>	<u><u>-</u></u>	<u><u>-</u></u>	<u><u>-</u></u>	<u><u>-</u></u>	<u><u>-</u></u>	<u><u>(42,235,341.07)</u></u>

Attachment to Response to DOD-FEA-1 Question No. 14

Louisville Gas & Electric Company
Salvage & Cost of Removal Study 1972 - Q2 2020

Page 1702 of 2358

Garrett/Spanos

Acct	Year	Ret	Salvage	CP Salvage	Removal	CP Removal	Net Salvage
131100	1972	5,380.00			162.00		(162.00)
131200	1972	-	-		-		-
131400	1972	-	-		-		-
131500	1972	33,729.00			502.00		(502.00)
131600	1972	985.00			62.00		(62.00)
133500	1972	-			-		-
135210	1972	-			-		-
135310	1972	9,504.00			33.00		(33.00)
135400	1972	-	-		-		-
135500	1972	27,938.00	8,910.00		19,333.00		(10,423.00)
135600	1972	41,755.00	17,286.00		24,889.00		(7,603.00)
136100	1972	-			-		-
136200	1972	147,024.00	4,101.00		11,521.00		(7,420.00)
136200	1972	47,705.00	9,877.00		1,215.00		8,662.00
136400	1972	86,876.00	30,984.00		98,888.00		(67,904.00)
136500	1972	301,704.00	216,588.00	(41.00)	147,110.00		69,437.00
136600	1972	5,189.00	643.00		852.00		(209.00)
136700	1972	180,805.00	250,906.00	193,713.00	22,921.00		421,698.00
136800	1972	169,152.00	10,736.00		8.00		10,728.00
136910	1972	5,982.00	2,027.00		1,978.00		49.00
136920	1972	81,834.00	15,377.00		63,630.00		(48,253.00)
137000	1972	67,710.00	1,576.00		493.00		1,083.00
137310	1972	239,445.00	92,542.00		43,714.00		48,828.00
137320	1972	81,204.00	4,522.00	(5,985.00)	10,997.00		(12,460.00)
137340	1972	7,233.00					-
137340	1972	138.00					-
139400	1972	-					-
139500	1972	603.00	27.00				27.00
139620	1972	-					-
235140	1972	-					-
235240	1972	9,586.00	696.00		3,603.00		(2,907.00)
235250	1972	8,001.00	492.00		2,792.00		(2,300.00)
235300	1972	12,171.00	200.00		788.00		(588.00)
235400	1972	7,409.00	5,077.00				5,077.00
235600	1972	4,152.00					-
235700	1972	-					-
236200	1972	199,806.00			13,914.00		(13,914.00)
236700	1972	70,393.00	63,712.00	63,712.00	541.00		126,883.00
237520	1972	245.00			239.00		(239.00)
237600	1972	223,283.00	39,933.00		25,044.00		14,889.00
237800	1972	36,875.00	4,126.00		5,561.00		(1,435.00)
237900	1972	19,060.00	1,961.00		1,627.00		334.00
238000	1972	115,449.00	172.00		99,696.00		(99,524.00)
238100	1972	100,261.00	1,027.00				1,027.00
238200	1972	5,930.00	61.00				61.00
238300	1972	9,773.00	100.00				100.00
238400	1972	3,116.00	32.00				32.00
239400	1972	123.00	-				-
239400	1972	-					-
239500	1972	81.00					-
239620	1972	-					-
339010	1972	6,893.00	262.00		383.00		(121.00)
339010	1972	1,976.00	768.00		149.00		619.00
339100	1972	6,276.00	700.00				700.00
339220	1972	881.00	19.00				19.00
339300	1972	-					-
339400	1972	131.00					-
339400	1972	746.00					-
339500	1972	58.00	3.00				3.00
339620	1972	1,035.00					-
339700	1972	72.00	5.00				5.00
131100	1973	9,301.00	775.00				775.00
131200	1973	62,803.00	648.00		4,171.00		(3,523.00)
131400	1973	-	-		-		-
131500	1973	7,724.00	1,966.00				1,966.00
131600	1973	-	-		-		-
133500	1973	737.00	228.00				228.00
133500	1973	148.00					-
135210	1973	-					-
135310	1973	27,523.00	640.00		3,513.00		(2,873.00)
135400	1973	-	-		-		-
135500	1973	6,443.00	19,360.00	17,142.00	2,763.00		33,739.00
135600	1973	23,069.00	20,287.00	9,737.00	5,031.00		24,993.00
136100	1973	-					-
136200	1973	27,105.00	2,927.00		4,463.00		(1,536.00)
136200	1973	15,409.00	6,769.00		1,160.00		5,609.00
136400	1973	112,681.00	60,234.00	25,292.00	117,281.00		(31,755.00)
136500	1973	307,960.00	271,933.00	116,419.00	148,980.00		239,372.00

Attachment to Response to DOD-FEA-1 Question No. 14

Louisville Gas & Electric Company
Salvage & Cost of Removal Study 1972 - Q2 2020

Page 1703 of 2358

Garrett/Spanos

Acct	Year	Ret	Salvage	CP Salvage	Removal	CP Removal	Net Salvage
136600	1973	22,232.00	3,132.00	92.00	1,779.00		1,445.00
136700	1973	62,213.00	30,756.00	868.00	14,490.00		17,134.00
136800	1973	240,023.00	29,161.00	11,454.00			40,615.00
136910	1973	6,858.00	2,864.00	476.00	5,102.00		(1,762.00)
136920	1973	157,853.00	31,555.00	8,881.00	72,086.00		(31,650.00)
137000	1973	87,218.00	1,467.00	944.00	944.00		1,467.00
137310	1973	257,796.00	133,841.00	56,511.00	50,716.00		139,636.00
137320	1973	180,857.00	18,101.00		19,438.00		(1,337.00)
137340	1973	4,595.00					-
137340	1973	251.00					-
139400	1973	329.00					-
139500	1973	343.00					-
139620	1973	-					-
235140	1973	-					-
235240	1973	7,754.00	125.00		3,416.00		(3,291.00)
235250	1973	5,665.00	162.00		2,689.00		(2,527.00)
235300	1973	16,756.00	311.00		1,268.00		(957.00)
235400	1973	-					-
235600	1973	-					-
235700	1973	-					-
236700	1973	5,796.00	62,600.00	62,600.00			125,200.00
237520	1973	558.00			84.00		(84.00)
237600	1973	162,350.00	37,521.00	37,521.00	21,895.00		53,147.00
237800	1973	8,012.00	1,020.00		1,669.00		(649.00)
237900	1973	2,561.00	716.00		161.00		555.00
238000	1973	95,115.00	529.00	529.00	97,882.00		(96,824.00)
238100	1973	33,454.00	14,959.00				14,959.00
238200	1973	2,304.00	1,029.00				1,029.00
238300	1973	6,113.00	2,732.00				2,732.00
238400	1973	2,342.00	1,045.00				1,045.00
239400	1973	624.00					-
239500	1973	-					-
239620	1973	-					-
339010	1973	-					-
339010	1973	12,713.00	451.00		4,707.00		(4,256.00)
339020	1973	200.00					-
339060	1973	433.00			37.00		(37.00)
339100	1973	16,447.00	1,008.00	113.00			1,121.00
339220	1973	-					-
339300	1973	347.00					-
339400	1973	424.00					-
339400	1973	2,134.00					-
339620	1973	6,725.00					-
339700	1973	13,492.00	5,912.00	4,795.00	831.00		9,876.00
131100	1974	166,455.00	526.00	26.00	30,008.00		(29,456.00)
131200	1974	7,673.00	12.00		6,835.00		(6,823.00)
131400	1974	5,300.00			3,167.00		(3,167.00)
131500	1974	10,311.00			417.00		(417.00)
131600	1974	2,625.00	1,400.00	1,400.00			2,800.00
133100	1974	15,000.00			1,633.00		(1,633.00)
133500	1974	-					-
133500	1974	140.00					-
134400	1974	250.00			16.00		(16.00)
135010	1974	1,500.00	1,500.00	1,500.00			3,000.00
135210	1974	-					-
135310	1974	36,315.00	14,148.00	129.00	1,159.00		13,118.00
135400	1974	80,109.00	2,353.00		2,748.00		(395.00)
135500	1974	36,081.00	10,856.00	396.00	13,883.00		(2,631.00)
135600	1974	74,884.00	15,016.00	176.00	34,409.00		(19,217.00)
136100	1974	-					-
136200	1974	69,877.00	690.00		3,518.00		(2,828.00)
136200	1974	43,127.00	24,089.00		2,245.00		21,844.00
136400	1974	93,401.00	100,139.00	13,984.00	115,319.00		(1,196.00)
136500	1974	274,179.00	197,794.00	28,821.00	154,786.00		71,829.00
136600	1974	29,511.00	11,339.00	(64.00)	4,274.00		7,001.00
136700	1974	130,232.00	110,253.00	3,335.00	48,850.00		64,738.00
136800	1974	149,627.00	145,894.00	32,842.00	104.00		178,632.00
136910	1974	23,595.00	16,059.00	(1,523.00)	8,751.00		5,785.00
136920	1974	27,641.00	36,646.00	813.00	82,033.00		(44,574.00)
137000	1974	82,009.00	3,560.00	898.00	1,356.00		3,102.00
137310	1974	162,870.00	120,229.00	16,090.00	33,403.00		102,916.00
137320	1974	40,708.00	6,922.00	58.00	11,365.00		(4,385.00)
137340	1974	3,570.00					-
137340	1974	134.00					-
139400	1974	1,950.00	150.00				150.00
139500	1974	439.00					-
139620	1974	33.00					-
235120	1974	13,657.00			4,225.00		(4,225.00)

Attachment to Response to DOD-FEA-1 Question No. 14

Louisville Gas & Electric Company
Salvage & Cost of Removal Study 1972 - Q2 2020

Page 1704 of 2358

Garrett/Spanos

Acct	Year	Ret	Salvage	CP Salvage	Removal	CP Removal	Net Salvage
235140	1974	4,885.00			958.00		(958.00)
235240	1974	-			-		-
235250	1974	-			-		-
235300	1974	7,253.00	1,132.00		277.00		855.00
235400	1974	2,533.00					-
235500	1974	10,031.00			312.00		(312.00)
235600	1974	20,827.00	5,201.00		5,454.00		(253.00)
235700	1974	128.00			45.00		(45.00)
236700	1974	6,099.00	5,270.00		1,275.00		3,995.00
237520	1974	1,561.00	148.00		724.00		(576.00)
237600	1974	144,028.00	12,136.00	11,853.00	26,994.00		(3,005.00)
237800	1974	41,552.00	3,865.00		15,892.00		(12,027.00)
237900	1974	146.00			26.00		(26.00)
238000	1974	165,383.00	224.00	224.00	166,143.00		(165,695.00)
238100	1974	43,752.00	7,214.00				7,214.00
238200	1974	2,689.00	443.00				443.00
238300	1974	3,787.00	624.00				624.00
238400	1974	1,833.00	302.00				302.00
239400	1974	190.00	-				-
239400	1974	-					-
239500	1974	758.00					-
239620	1974	2,397.00	750.00				750.00
339010	1974	750.00			501.00		(501.00)
339010	1974	21,905.00			8,663.00		(8,663.00)
339020	1974	276.00			47.00		(47.00)
339100	1974	16,549.00	238.00				238.00
339220	1974	-					-
339300	1974	-					-
339400	1974	3,246.00	65.00				65.00
339400	1974	1,329.00					-
339500	1974	6,754.00	3,408.00				3,408.00
339620	1974	1,147.00					-
339700	1974	9,357.00	5,952.00	4,966.00	741.00		10,177.00
131100	1975	4,816.00			2,201.00		(2,201.00)
131200	1975	3,085.00	383.00		402.00		(19.00)
131400	1975	5,583.00					-
131500	1975	11,172.00	2,381.00		521.00		1,860.00
131600	1975	2,166.00					-
133100	1975	265.00					-
133500	1975	-					-
135210	1975	-					-
135310	1975	31,274.00	9,236.00		5,356.00		3,880.00
135400	1975	9,884.00	11,465.00	7,716.00	5,013.00		14,168.00
135500	1975	31,006.00	13,554.00	1,325.00	14,970.00		(91.00)
135600	1975	36,355.00	24,192.00	8,941.00	21,155.00		11,978.00
135700	1975	441.00	6.00				6.00
135800	1975	5,979.00	85.00				85.00
136100	1975	62,188.00	1,949.00		298.00		1,651.00
136200	1975	290,908.00	26,433.00		7,865.00		18,568.00
136200	1975	28,013.00	6,757.00		3,124.00		3,633.00
136400	1975	97,706.00	38,466.00	5,477.00	129,585.00		(85,642.00)
136500	1975	298,983.00	147,113.00	21,340.00	192,596.00		(24,143.00)
136600	1975	4,380.00	1,156.00		2,836.00		(1,680.00)
136700	1975	100,997.00	65,858.00	13,064.00	21,957.00		56,965.00
136800	1975	135,551.00	21,643.00		305.00		21,338.00
136910	1975	5,375.00	4,614.00	63.00	3,278.00		1,399.00
136920	1975	109,041.00	21,141.00	656.00	92,198.00		(70,401.00)
137000	1975	80,281.00	735.00		988.00		(253.00)
137310	1975	212,579.00	86,417.00	12,519.00	48,131.00		50,805.00
137320	1975	54,684.00	6,617.00	390.00	10,137.00		(3,130.00)
137340	1975	4,848.00					-
137340	1975	307.00					-
139400	1975	261.00					-
139400	1975	983.00					-
139500	1975	132.00					-
139620	1975	727.00					-
235140	1975	-					-
235240	1975	7,878.00	65.00		1,231.00		(1,166.00)
235250	1975	10,623.00	60.00		3,354.00		(3,294.00)
235300	1975	28.00					-
235400	1975	1,300.00					-
235500	1975	1,736.00	539.00		274.00		265.00
235600	1975	-					-
235700	1975	-					-
236200	1975	216,155.00			6,887.00		(6,887.00)
236700	1975	-					-
237520	1975	46,819.00			1,492.00		(1,492.00)
237600	1975	138,953.00	2,318.00	2,213.00	22,909.00		(18,378.00)

Attachment to Response to DOD-FEA-1 Question No. 14

Louisville Gas & Electric Company
Salvage & Cost of Removal Study 1972 - Q2 2020

Page 1705 of 2358

Garrett/Spanos

Acct	Year	Ret	Salvage	CP Salvage	Removal	CP Removal	Net Salvage
237800	1975	10,607.00	3,805.00	490.00	2,740.00		1,555.00
237900	1975	409.00			76.00		(76.00)
238000	1975	132,279.00	166.00	166.00	183,148.00		(182,816.00)
238100	1975	60,312.00	12,519.00				12,519.00
238200	1975	3,866.00	803.00				803.00
238300	1975	3,937.00	817.00				817.00
238400	1975	1,537.00	319.00				319.00
239400	1975	119.00					-
239500	1975	796.00					-
239620	1975	850.00					-
339010	1975	-			-		-
339010	1975	-			-		-
339100	1975	23,242.00	609.00				609.00
339220	1975	1,273.00	20.00				20.00
339300	1975	-					-
339400	1975	-					-
339400	1975	2,024.00					-
339620	1975	50.00					-
339700	1975	106,938.00	11,278.00	3,250.00	1,551.00		12,977.00
131100	1976	17,364.00	148.00		2,461.00		(2,313.00)
131200	1976	3,221.00					-
131400	1976	-	-		-		-
131500	1976	3,903.00	2,393.00		38,121.00		(35,728.00)
131600	1976	3,217.00					-
133500	1976	-					-
135210	1976	619.00	529.00		43.00		486.00
135310	1976	63,202.00	26,745.00		8,258.00		18,487.00
135400	1976	63,081.00	12,398.00		30,554.00		(18,156.00)
135500	1976	58,590.00	15,774.00	903.00	40,898.00		(24,221.00)
135600	1976	155,602.00	33,291.00	13.00	97,925.00		(64,621.00)
136100	1976	-			-		-
136100	1976	89.00	30.00				30.00
136200	1976	22,831.00	382.00		3,411.00		(3,029.00)
136200	1976	70,519.00	35,380.00		8,120.00		27,260.00
136400	1976	138,110.00	37,247.00	5,241.00	192,708.00		(150,220.00)
136500	1976	471,655.00	290,821.00	34,768.00	276,041.00		49,548.00
136600	1976	6,178.00	9,355.00	6,117.00	2,084.00		13,388.00
136700	1976	88,600.00	66,055.00	8,377.00	31,098.00		43,334.00
136800	1976	230,831.00	22,069.00	4,294.00	615.00		25,748.00
136910	1976	8,079.00	4,266.00	549.00	3,790.00		1,025.00
136920	1976	103,025.00	36,094.00	1,610.00	108,065.00		(70,361.00)
137000	1976	106,187.00	2,601.00		1,008.00		1,593.00
137310	1976	256,893.00	127,407.00	15,211.00	52,172.00		90,446.00
137320	1976	120,176.00	6,299.00		21,227.00		(14,928.00)
137340	1976	8,088.00	794.00				794.00
137340	1976	455.00	49.00				49.00
139400	1976	1,126.00	10.00		7.00		3.00
139500	1976	-					-
139620	1976	-					-
235140	1976	-			-		-
235240	1976	-			-		-
235250	1976	-			-		-
235300	1976	20,412.00	198.00		902.00		(704.00)
235400	1976	-			-		-
235500	1976	968.00	645.00				645.00
235600	1976	5,294.00	1,321.00		724.00		597.00
235700	1976	-			-		-
236200	1976	510,276.00	422.00		10,684.00		(10,262.00)
236700	1976	2,564.00	914.00	914.00	499.00		1,329.00
237520	1976	77,515.00	64.00		1,627.00		(1,563.00)
237600	1976	91,341.00	12,810.00	11,015.00	18,218.00		5,607.00
237700	1976	143,042.00	118.00		2,998.00		(2,880.00)
237800	1976	9,214.00	3,799.00		1,634.00		2,165.00
237900	1976	-			-		-
238000	1976	139,235.00			184,674.00		(184,674.00)
238100	1976	75,081.00	12,199.00	72.00			12,271.00
238200	1976	4,742.00	771.00	5.00			776.00
238300	1976	5,653.00	919.00	5.00			924.00
238400	1976	2,366.00	384.00	2.00			386.00
238700	1976	37,585.00	525.00		638.00		(113.00)
239400	1976	210.00					-
239500	1976	-					-
239620	1976	986.00	252.00				252.00
339010	1976	215.00			19.00		(19.00)
339010	1976	15,714.00	1,545.00		1,967.00		(422.00)
339040	1976	71.00			409.00		(409.00)
339100	1976	31,121.00	525.00				525.00
339220	1976	-					-

Attachment to Response to DOD-FEA-1 Question No. 14

Louisville Gas & Electric Company
Salvage & Cost of Removal Study 1972 - Q2 2020

Page 1706 of 2358

Garrett/Spanos

Acct	Year	Ret	Salvage	CP Salvage	Removal	CP Removal	Net Salvage
339300	1976	-					-
339400	1976	-					-
339400	1976	8,833.00					-
339620	1976	748.00	1,000.00				1,000.00
339700	1976	52,136.00	30,203.00		7,259.00		22,944.00
131100	1977	9,993.00			3,390.00		(3,390.00)
131200	1977	326,169.00	5,757.00		62,640.00		(56,883.00)
131400	1977	-	-		-		-
131500	1977	22,153.00			794.00		(794.00)
131600	1977	4,112.00					-
133500	1977	-					-
135210	1977	51,877.00	150.00		328.00		(178.00)
135310	1977	329,812.00	51,629.00	21,144.00	36,179.00		36,594.00
135400	1977	38,580.00	30,794.00	28,752.00	32,752.00		26,794.00
135500	1977	9,197.00	2,489.00	1,106.00	4,587.00		(992.00)
135600	1977	8,274.00	3,038.00	393.00	1,778.00		1,653.00
135800	1977	5,482.00	2,686.00		510.00		2,176.00
136100	1977	1,383.00	3,943.00	3,707.00	3,511.00		4,139.00
136100	1977	2,000.00			500.00		(500.00)
136200	1977	56,320.00	26,476.00	18,406.00	29,259.00		15,623.00
136200	1977	6,947.00	5,484.00		103.00		5,381.00
136400	1977	102,019.00	38,932.00	7,801.00	125,384.00		(78,651.00)
136500	1977	336,851.00	151,747.00	29,819.00	166,049.00		15,517.00
136600	1977	11,937.00	6,770.00	124.00	8,531.00		(1,637.00)
136700	1977	106,792.00	57,094.00	1,192.00	25,685.00		32,601.00
136800	1977	151,983.00	2,377.00		13.00		2,364.00
136910	1977	8,378.00	3,482.00		2,714.00		768.00
136920	1977	100,894.00	31,812.00	2,840.00	115,708.00		(81,056.00)
137000	1977	93,242.00	2,648.00		939.00		1,709.00
137310	1977	198,151.00	132,375.00	26,012.00	47,443.00		110,944.00
137320	1977	102,068.00	16,569.00		39,894.00		(23,325.00)
137340	1977	18,321.00					-
137340	1977	1,110.00					-
139400	1977	75.00					-
139400	1977	901.00	5.00				5.00
139500	1977	378.00					-
139620	1977	1,515.00	11.00				11.00
235130	1977	1,135.00	800.00		268.00		532.00
235140	1977	-			-		-
235240	1977	2,611.00			2,994.00		(2,994.00)
235250	1977	2,737.00			2,848.00		(2,848.00)
235300	1977	6,597.00			93.00		(93.00)
235400	1977	-			-		-
235600	1977	-			-		-
235700	1977	-			-		-
236700	1977	16,167.00			4,840.00		(4,840.00)
237520	1977	-			-		-
237600	1977	105,087.00	10,534.00	10,534.00	32,446.00		(11,378.00)
237800	1977	33,330.00	7,549.00		7,823.00		(274.00)
237900	1977	1,523.00			38.00		(38.00)
238000	1977	124,246.00			192,113.00		(192,113.00)
238100	1977	110,010.00	31,893.00				31,893.00
238200	1977	6,738.00	2,126.00				2,126.00
238300	1977	3,881.00	1,063.00				1,063.00
238400	1977	1,481.00	354.00				354.00
239400	1977	877.00					-
239500	1977	413.00					-
239620	1977	1,867.00	1,302.00				1,302.00
339010	1977	2,359.00			407.00		(407.00)
339010	1977	1,558.00	453.00		101.00		352.00
339020	1977	200.00			150.00		(150.00)
339040	1977	423.00			58.00		(58.00)
339100	1977	11,436.00	152.00				152.00
339220	1977	1,244.00	50.00				50.00
339300	1977	-					-
339400	1977	571.00	122.00		2.00		120.00
339400	1977	5,919.00	520.00				520.00
339620	1977	745.00					-
339700	1977	55,509.00	18,438.00	13,312.00	11,245.00		20,505.00
131100	1978	706.00					-
131200	1978	194,645.00	2,078.00		243.00		1,835.00
131400	1978	17,277.00	2,818.00		2,051.00		767.00
131500	1978	23,703.00	4,573.00		1,238.00		3,335.00
131600	1978	2,193.00	24.00	24.00			48.00
133400	1978	133.00			527.00		(527.00)
133500	1978	-					-
135210	1978	393.00	333.00		21.00		312.00
135310	1978	117,987.00	15,461.00		10,281.00		5,180.00

Attachment to Response to DOD-FEA-1 Question No. 14

Louisville Gas & Electric Company
Salvage & Cost of Removal Study 1972 - Q2 2020

Page 1707 of 2358

Garrett/Spanos

Acct	Year	Ret	Salvage	CP Salvage	Removal	CP Removal	Net Salvage
135400	1978	34,789.00	8,604.00		49,395.00		(40,791.00)
135500	1978	131,666.00	46,074.00	8,566.00	53,085.00		1,555.00
135600	1978	174,718.00	74,983.00	21,206.00	74,827.00	(21,050.00)	312.00
136100	1978	-			-		-
136200	1978	380,137.00	47,890.00		9,648.00		38,242.00
136200	1978	27,760.00	10,173.00		9,226.00		947.00
136400	1978	132,933.00	42,174.00	4,886.00	220,131.00		(173,071.00)
136500	1978	547,210.00	151,017.00	17,152.00	320,086.00		(151,917.00)
136600	1978	15,259.00	4,009.00	139.00	6,678.00		(2,530.00)
136700	1978	87,661.00	24,876.00	4,572.00	23,850.00		5,598.00
136800	1978	193,092.00	38,309.00	4,081.00	16.00		42,374.00
136910	1978	5,289.00	2,311.00		3,695.00		(1,384.00)
136920	1978	100,428.00	25,053.00	1,994.00	130,957.00		(103,910.00)
137000	1978	106,298.00	3,963.00		945.00	212.00	3,230.00
137310	1978	176,874.00	188,400.00	22,361.00	37,555.00		173,206.00
137320	1978	37,734.00	21,776.00	4,362.00	15,624.00		10,514.00
137340	1978	4,731.00					-
137340	1978	216.00					-
139400	1978	6,245.00					-
139500	1978	2,217.00					-
139620	1978	3,890.00	500.00				500.00
235140	1978	-			-		-
235240	1978	18,762.00			3,801.00		(3,801.00)
235250	1978	6,086.00			1,246.00		(1,246.00)
235300	1978	11,815.00			143.00		(143.00)
235400	1978	1,769.00			42.00		(42.00)
235600	1978	6,173.00					-
235700	1978	-			-		-
236700	1978	37,472.00	2,423.00	1,302.00	3,063.00		662.00
237520	1978	-			-		-
237600	1978	65,545.00	5,938.00	5,938.00	20,241.00		(8,365.00)
237800	1978	5,376.00	907.00		1,615.00		(708.00)
237900	1978	-			-		-
238000	1978	108,052.00			204,967.00		(204,967.00)
238100	1978	63,393.00	5,959.00				5,959.00
238200	1978	3,624.00	341.00				341.00
238300	1978	3,893.00	366.00				366.00
238400	1978	1,664.00	156.00				156.00
239400	1978	-			-		-
239500	1978	386.00					-
239620	1978	1,132.00					-
339010	1978	-			-		-
339010	1978	-			-		-
339100	1978	22,231.00	1,216.00				1,216.00
339220	1978	-					-
339300	1978	14,182.00	200.00				200.00
339400	1978	1,365.00					-
339400	1978	365.00					-
339620	1978	473.00					-
339700	1978	13,986.00	1,487.00	1,450.00	835.00		2,102.00
131100	1979	35,088.00	775.00	775.00	9,102.00		(7,552.00)
131200	1979	2,069,174.00			10,000.00		(10,000.00)
131400	1979	1,527,611.00					-
131500	1979	140,861.00	123.00		388.00		(265.00)
131600	1979	33,145.00			43.00		(43.00)
133500	1979	-			-		-
134100	1979	6,112.00			6,510.00		(6,510.00)
135210	1979	-			-		-
135310	1979	167,581.00	28,697.00		39,068.00		(10,371.00)
135400	1979	14,587.00	5,974.00		4,847.00		1,127.00
135500	1979	41,446.00	4,928.00	252.00	43,084.00		(37,904.00)
135600	1979	136,058.00	109,705.00	(105.00)	97,978.00		11,622.00
136100	1979	14,982.00			14,991.00		(14,991.00)
136100	1979	227.00			31.00		(31.00)
136200	1979	331,779.00	12,692.00		62,519.00		(49,827.00)
136200	1979	19,014.00			301.00		(301.00)
136400	1979	138,467.00	33,763.00	3,560.00	258,902.00		(221,579.00)
136500	1979	452,863.00	210,471.00	16,835.00	305,648.00		(78,342.00)
136600	1979	9,259.00	7,732.00	547.00	3,465.00		4,814.00
136700	1979	106,182.00	56,993.00	6,038.00	39,075.00		23,956.00
136800	1979	253,924.00	92,608.00	26,162.00	111.00		118,659.00
136910	1979	1,559.00	1,321.00		4,312.00		(2,991.00)
136920	1979	93,855.00	41,238.00	1,140.00	133,559.00		(91,181.00)
137000	1979	96,427.00	4,452.00		1,299.00		3,153.00
137310	1979	148,889.00	122,731.00	10,979.00	34,760.00		98,950.00
137320	1979	23,732.00	12,837.00	6,719.00	11,708.00		7,848.00
137340	1979	12,937.00					-
137340	1979	584.00					-

Attachment to Response to DOD-FEA-1 Question No. 14

Louisville Gas & Electric Company
Salvage & Cost of Removal Study 1972 - Q2 2020

Page 1708 of 2358

Garrett/Spanos

Acct	Year	Ret	Salvage	CP Salvage	Removal	CP Removal	Net Salvage
139400	1979	354.00					-
139500	1979	389.00					-
139620	1979	4,571.00					-
235140	1979	-					-
235240	1979	37,681.00			4,452.00		(4,452.00)
235250	1979	21,317.00			16,727.00		(16,727.00)
235300	1979	70,270.00	162.00		2,301.00		(2,139.00)
235400	1979	491.00			34.00		(34.00)
235600	1979	-			-		-
235700	1979	1,108.00			27.00		(27.00)
236700	1979	28,412.00			2,367.00		(2,367.00)
237520	1979	-			-		-
237600	1979	172,699.00	9,716.00	9,716.00	23,406.00		(3,974.00)
237800	1979	9,959.00	1,305.00		2,994.00		(1,689.00)
237900	1979	467.00	510.00	510.00	510.00		510.00
238000	1979	117,239.00			197,632.00		(197,632.00)
238100	1979	65,005.00	33,385.00				33,385.00
238200	1979	3,778.00	1,757.00				1,757.00
238300	1979	-			-		-
238400	1979	-			-		-
239400	1979	125.00			24.00		(24.00)
239500	1979	525.00			25.00		(25.00)
239620	1979	252.00					-
339010	1979	7,500.00			3,367.00		(3,367.00)
339010	1979	6,838.00	101.00		500.00		(399.00)
339100	1979	20,209.00	1,928.00				1,928.00
339220	1979	-					-
339300	1979	182.00					-
339400	1979	1,777.00					-
339400	1979	1,379.00					-
339620	1979	-					-
339700	1979	38,007.00	3,829.00	1,340.00	2,467.00		2,702.00
131100	1980	4,245.00					-
131200	1980	553,764.00	2,500.00	2,500.00	39,529.00		(34,529.00)
131400	1980	8,705.00					-
131500	1980	127,304.00			1,849.00		(1,849.00)
131600	1980	1,734.00					-
133100	1980	9,400.00			25,350.00		(25,350.00)
133500	1980	-					-
135210	1980	-			-		-
135310	1980	40,617.00	23,892.00		4,429.00		19,463.00
135400	1980	-			-		-
135500	1980	63,017.00	13,265.00	328.00	50,091.00		(36,498.00)
135600	1980	88,788.00	42,301.00	145.00	83,134.00		(40,688.00)
136100	1980	-			-		-
136200	1980	80,952.00	23,855.00		2,016.00	21,839.00	43,678.00
136200	1980	86,973.00	11,973.00		10,402.00		1,571.00
136400	1980	169,410.00	23,112.00	1,330.00	344,068.00		(319,626.00)
136500	1980	552,752.00	316,439.00	18,225.00	449,450.00		(114,786.00)
136600	1980	72,242.00	35,588.00	5,100.00	27,304.00		13,384.00
136700	1980	245,023.00	175,118.00	11,186.00	82,494.00		103,810.00
136800	1980	212,513.00	32,463.00		236.00	2,565.00	34,792.00
136910	1980	18,627.00	8,234.00	435.00	10,258.00		(1,589.00)
136920	1980	93,701.00	41,382.00	70.00	138,530.00		(97,078.00)
137000	1980	162,946.00	1,921.00		1,266.00	654.00	1,309.00
137310	1980	288,781.00	151,952.00	8,745.00	75,591.00	67,617.00	152,723.00
137320	1980	31,861.00	15,748.00	3,042.00	21,907.00		(3,117.00)
137340	1980	42,785.00					-
137340	1980	1,873.00					-
139400	1980	194.00					-
139400	1980	2,646.00	218.00				218.00
139500	1980	465.00					-
139620	1980	669.00					-
235140	1980	-			-		-
235240	1980	-			-		-
235250	1980	-			-		-
235300	1980	138,024.00	102.00		6,466.00		(6,364.00)
235400	1980	-			-		-
235500	1980	3,497.00	1,775.00		628.00		1,147.00
235600	1980	-			-		-
235700	1980	-			-		-
236700	1980	10,811.00	7,966.00	7,010.00	780.00		14,196.00
237520	1980	3,262.00			203.00		(203.00)
237600	1980	135,991.00	10,367.00	10,367.00	43,385.00		(22,651.00)
237800	1980	7,907.00	6,115.00	1,807.00	3,605.00		4,317.00
237900	1980	2,698.00			389.00		(389.00)
238000	1980	118,701.00			165,368.00		(165,368.00)
238100	1980	91,210.00	41,020.00				41,020.00

Attachment to Response to DOD-FEA-1 Question No. 14

Louisville Gas & Electric Company
Salvage & Cost of Removal Study 1972 - Q2 2020

Page 1709 of 2358

Garrett/Spanos

Acct	Year	Ret	Salvage	CP Salvage	Removal	CP Removal	Net Salvage
238200	1980	5,864.00	2,442.00				2,442.00
238300	1980	8,656.00	3,907.00				3,907.00
238400	1980	3,186.00	1,465.00				1,465.00
239400	1980	1,917.00					-
239500	1980	981.00					-
239620	1980	-					-
339010	1980	4,636.00			114.00		(114.00)
339010	1980	1,132.00			26.00		(26.00)
339040	1980	536.00					-
339100	1980	24,937.00	992.00				992.00
339220	1980	2,597.00					-
339300	1980	-					-
339400	1980	3,977.00					-
339400	1980	333.00					-
339620	1980	50.00					-
339700	1980	13,375.00	858.00	400.00	1,003.00		255.00
131100	1981	336,223.00			1,656.00		(1,656.00)
131200	1981	5,642,246.00			130,545.00		(130,545.00)
131400	1981	3,710,700.00					-
131500	1981	963,033.00	1,261.00				1,261.00
131600	1981	15,052.00	7,500.00				7,500.00
133500	1981	150.00			397.00		(397.00)
134400	1981	1,984.00					-
135210	1981	-					-
135310	1981	111,864.00	8,463.00		7,931.00		532.00
135400	1981	-					-
135500	1981	24,516.00	4,467.00	2,697.00	13,097.00	(2,612.00)	(8,545.00)
135600	1981	22,085.00	3,919.00	1,316.00	17,761.00	(1,815.00)	(14,341.00)
136100	1981	-					-
136200	1981	58,980.00	732.00		11,977.00		(11,245.00)
136200	1981	9,593.00	155.00		15,657.00		(15,502.00)
136400	1981	155,231.00	38,523.00	2,820.00	346,621.00		(305,278.00)
136500	1981	527,829.00	80,047.00	6,015.00	40,730.00		45,332.00
136600	1981	10,030.00	7,716.00	5,606.00	2,853.00	(898.00)	9,571.00
136700	1981	77,333.00	48,866.00	5,705.00	47,463.00	(2,285.00)	4,823.00
136800	1981	201,233.00	32,991.00		(56.00)		33,047.00
136910	1981	4,035.00	(1,715.00)		5,525.00		(7,240.00)
136920	1981	84,721.00	31,991.00	106.00	148,075.00	(2,539.00)	(118,517.00)
137000	1981	88,463.00	2,156.00	13.00	1,363.00		806.00
137310	1981	153,393.00	187,067.00	14,137.00	443,875.00		(242,671.00)
137320	1981	110,198.00	20,353.00	965.00	68,858.00	(1,348.00)	(48,888.00)
137340	1981	6,696.00					-
137340	1981	357.00					-
139400	1981	1,490.00					-
139500	1981	953.00	2.00				2.00
139620	1981	393.00					-
235140	1981	-					-
235240	1981	-					-
235250	1981	4,107.00	883.00				883.00
235300	1981	784.00			102.00		(102.00)
235400	1981	2,553.00	1,645.00				1,645.00
235500	1981	326.00	244.00		38.00		206.00
235600	1981	-					-
235700	1981	1,736.00	714.00				714.00
236700	1981	11,402.00	3,535.00	2,004.00	2,010.00	(448.00)	3,081.00
237520	1981	439.00			2,927.00		(2,927.00)
237600	1981	159,297.00	16,200.00	12,860.00	27,886.00	(3,298.00)	(2,124.00)
237800	1981	10,293.00	6,679.00	392.00	1,342.00	(39.00)	5,690.00
237900	1981	8,600.00	981.00		61.00		920.00
238000	1981	101,867.00			200,370.00		(200,370.00)
238100	1981	110,543.00	28,615.00		1.00		28,614.00
238200	1981	7,902.00	2,226.00				2,226.00
238300	1981	2,715.00	636.00				636.00
238400	1981	1,755.00	318.00				318.00
239400	1981	1,233.00					-
239500	1981	1,154.00					-
239620	1981	1,009.00					-
339010	1981	-					-
339010	1981	4,577.00	187.00		198.00		(11.00)
339100	1981	20,075.00	2,800.00				2,800.00
339220	1981	907.00					-
339300	1981	2,253.00			94.00		(94.00)
339400	1981	1,448.00					-
339400	1981	2,814.00					-
339620	1981	7,271.00	1,500.00				1,500.00
339700	1981	72,145.00	11,702.00		858.00		10,844.00
131100	1982	3,566.00			335.00		(335.00)
131200	1982	1,289,749.00			35,582.00		(35,582.00)

Attachment to Response to DOD-FEA-1 Question No. 14

Louisville Gas & Electric Company
Salvage & Cost of Removal Study 1972 - Q2 2020

Page 1710 of 2358

Garrett/Spanos

Acct	Year	Ret	Salvage	CP Salvage	Removal	CP Removal	Net Salvage
131400	1982	6,074.00			620.00		(620.00)
131500	1982	8,574.00	999.00		993.00		6.00
131600	1982	350.00					-
133500	1982	335.00	5.00				5.00
135210	1982	-			-		-
135310	1982	61,638.00	2,515.00		53,854.00		(51,339.00)
135400	1982	20,560.00	4,278.00		4,178.00		100.00
135500	1982	47,269.00	14,688.00	10,078.00	36,388.00	(7,816.00)	(19,438.00)
135600	1982	101,611.00	13,663.00	1,777.00	81,320.00	(2,099.00)	(67,979.00)
136100	1982	1,167.00			1,582.00		(1,582.00)
136200	1982	193,517.00	114,161.00		64,540.00		49,621.00
136200	1982	39,448.00	25,155.00		13,078.00		12,077.00
136400	1982	162,068.00	64,556.00	5,931.00	370,293.00		(299,806.00)
136500	1982	543,637.00	130,604.00	10,284.00	475,181.00		(334,293.00)
136600	1982	35,125.00	4,772.00	236.00	9,631.00	(334.00)	(4,957.00)
136700	1982	143,403.00	37,173.00	3,458.00	43,246.00	(2,394.00)	(5,009.00)
136800	1982	203,899.00	17,774.00	8,641.00	73,305.00		(46,890.00)
136910	1982	17,760.00	3,779.00		15,258.00		(11,479.00)
136920	1982	100,354.00	(370.00)	(20,493.00)	184,299.00	(2,820.00)	(207,982.00)
137000	1982	118,455.00	1,114.00	(226.00)	1,845.00		(957.00)
137310	1982	222,372.00	138,501.00	10,507.00	62,623.00		86,385.00
137320	1982	64,912.00	50,024.00	194.00	31,311.00	(2,546.00)	16,361.00
137340	1982	6,641.00					-
137340	1982	406.00					-
139400	1982	432.00					-
139400	1982	3,251.00					-
139500	1982	2,661.00					-
139620	1982	-					-
235140	1982	1,070.00			68.00		(68.00)
235240	1982	8,329.00	233.00		4,903.00		(4,670.00)
235250	1982	5,139.00	328.00		12,077.00		(11,749.00)
235300	1982	193,835.00			2,803.00		(2,803.00)
235400	1982	-			-		-
235600	1982	-			-		-
235700	1982	1,772.00			50.00		(50.00)
236700	1982	73,159.00	45,675.00	45,675.00	1,295.00	(1,375.00)	88,680.00
237520	1982	244.00					-
237600	1982	217,806.00	3,569.00	3,530.00	49,541.00	(3,048.00)	(45,490.00)
237800	1982	13,359.00	7,519.00	4,521.00	1,566.00	(1,506.00)	8,968.00
237900	1982	10,165.00	1,891.00		2,437.00		(546.00)
238000	1982	118,377.00			262,552.00		(262,552.00)
238100	1982	177,501.00	11,893.00				11,893.00
238200	1982	14,862.00	915.00				915.00
238300	1982	2,105.00	131.00				131.00
238400	1982	959.00	131.00				131.00
239400	1982	1,735.00					-
239500	1982	148.00					-
239620	1982	563.00					-
339010	1982	-			-		-
339010	1982	3,996.00					-
339020	1982	261.00					-
339100	1982	26,300.00	1,795.00				1,795.00
339220	1982	246.00					-
339300	1982	-					-
339400	1982	650.00	25.00				25.00
339400	1982	-					-
339620	1982	-					-
339700	1982	253,234.00	62,034.00	5,544.00	1,563.00	(164.00)	65,851.00
131100	1983	527,107.00	11.00		734.00		(723.00)
131200	1983	2,872,642.00	10,535.00		34,486.00		(23,951.00)
131400	1983	2,465,234.00					-
131500	1983	302,710.00	688.00		(13.00)		701.00
131600	1983	309.00					-
133500	1983	(335.00)	(5.00)				(5.00)
134400	1983	10,000.00			386.00		(386.00)
135010	1983	-			-		-
135210	1983	-			-		-
135310	1983	52,035.00	8,841.00		19,019.00		(10,178.00)
135400	1983	360.00	800.00	800.00		(975.00)	625.00
135500	1983	13,572.00	11,855.00	11,476.00	4,636.00	(8,149.00)	10,546.00
135600	1983	20,414.00	1,612.00	1,145.00	3,584.00	(2,217.00)	(3,044.00)
136100	1983	10,896.00	1,691.00		2,037.00		(346.00)
136200	1983	186,126.00	31,251.00		22,350.00		8,901.00
136200	1983	(23,454.00)			775.00		(775.00)
136400	1983	178,082.00	64,182.00	6,520.00	325,544.00		(254,842.00)
136500	1983	665,940.00	144,111.00	14,676.00	715,609.00		(556,822.00)
136600	1983	17,862.00	5,599.00	(1,730.00)	11,597.00	(5,410.00)	(13,138.00)
136700	1983	207,947.00	174,026.00	16,896.00	26,307.00	(11,364.00)	153,251.00

Attachment to Response to DOD-FEA-1 Question No. 14

Louisville Gas & Electric Company
Salvage & Cost of Removal Study 1972 - Q2 2020

Page 1711 of 2358

Garrett/Spanos

Acct	Year	Ret	Salvage	CP Salvage	Removal	CP Removal	Net Salvage
136800	1983	110,374.00	18,432.00	8,897.00	10,113.00		17,216.00
136910	1983	18,906.00	18,912.00	31.00	13,377.00	(26.00)	5,540.00
136920	1983	106,374.00	19,114.00	(15,557.00)	198,404.00	(4,581.00)	(199,428.00)
137000	1983	111,470.00	1,132.00	55.00	2,338.00		(1,151.00)
137310	1983	217,100.00	163,700.00	15,520.00	85,552.00		93,668.00
137320	1983	43,305.00	29,750.00	290.00	16,017.00	(1,845.00)	12,178.00
137340	1983	3,049.00					-
137340	1983	183.00					-
139400	1983	1,855.00					-
139500	1983	379.00					-
139620	1983	242.00					-
235120	1983	926.00	169.00		52.00		117.00
235140	1983	3,415.00	556.00		298.00		258.00
235240	1983	13,201.00			13,819.00		(13,819.00)
235250	1983	5,125.00			5,213.00		(5,213.00)
235300	1983	17,902.00	1,412.00		1,221.00		191.00
235400	1983	7,520.00	2,185.00		492.00		1,693.00
235600	1983	-			-		-
235700	1983	-			-		-
236700	1983	14,331.00	10,238.00	10,238.00		(256.00)	20,220.00
237520	1983	-			-		-
237600	1983	160,778.00	11,137.00	10,874.00	58,192.00	(2,035.00)	(38,216.00)
237800	1983	14,163.00	2,945.00		5,284.00		(2,339.00)
237900	1983	2,530.00			209.00		(209.00)
238000	1983	209,034.00			336,324.00		(336,324.00)
238100	1983	97,307.00	41,712.00				41,712.00
238200	1983	7,190.00	3,082.00				3,082.00
238300	1983	9,086.00	3,895.00				3,895.00
238400	1983	4,022.00	1,724.00				1,724.00
238500	1983	1,189.00			98.00		(98.00)
239400	1983	658.00					-
239500	1983	610.00					-
239620	1983	2,309.00					-
339010	1983	19,993.00	8.00		10,961.00		(10,953.00)
339010	1983	17,559.00			18,866.00		(18,866.00)
339020	1983	379.00					-
339100	1983	29,665.00	910.00				910.00
339220	1983	-					-
339300	1983	-					-
339400	1983	147.00	94.00				94.00
339400	1983	-					-
339620	1983	-					-
339700	1983	19,461.00	719.00	(100.00)	4,127.00	(1,642.00)	(5,150.00)
131100	1984	7,999,955.00			139,134.00		(139,134.00)
131200	1984	19,009,765.00	25,077.00		1,405,123.00		(1,380,046.00)
131400	1984	2,791,319.00					-
131500	1984	1,628,052.00			4,221.00		(4,221.00)
131600	1984	344,269.00					-
133100	1984	1,239.00					-
133500	1984	3,813.00					-
134300	1984	3,454.00			21.00		(21.00)
135210	1984	-			-		-
135310	1984	4,430.00					-
135400	1984	3,387.00	3,329.00	2,599.00		(13,663.00)	(7,735.00)
135500	1984	27,608.00	4,072.00	841.00	31,129.00	(2,166.00)	(28,382.00)
135600	1984	33,900.00	12,100.00	3,419.00	42,632.00	(17,862.00)	(44,975.00)
136100	1984	1,362.00			250.00		(250.00)
136100	1984	850.00			32.00		(32.00)
136200	1984	44,813.00	2,570.00		5,451.00		(2,881.00)
136200	1984	45,572.00	12.00		1,392.00		(1,380.00)
136400	1984	277,367.00	70,804.00	8,699.00	397,955.00	(51,367.00)	(369,819.00)
136500	1984	479,926.00	48,539.00	5,940.00	417,307.00	(36,062.00)	(398,890.00)
136600	1984	6,502.00	1,157.00	278.00	6,363.00	(29.00)	(4,957.00)
136700	1984	101,471.00	36,613.00	7,811.00	43,760.00	(3,446.00)	(2,782.00)
136800	1984	141,058.00	36,660.00	476.00	215,371.00		(178,235.00)
136910	1984	19,841.00	5,857.00		9,953.00		(4,096.00)
136920	1984	93,083.00	36,334.00	(57.00)	178,978.00	(5,710.00)	(148,411.00)
137000	1984	140,196.00	1,101.00		1,606.00		(505.00)
137310	1984	257,918.00	136,165.00	16,663.00	66,211.00	(8,536.00)	78,081.00
137320	1984	17,273.00	13,553.00	1,460.00	6,644.00	(3,262.00)	5,107.00
137340	1984	1,949.00					-
137340	1984	99.00					-
139400	1984	24,868.00					-
139500	1984	1,476.00					-
139620	1984	3,472.00					-
235120	1984	5,660.00			125.00		(125.00)
235140	1984	12,463.00	38.00		279.00		(241.00)
235240	1984	14,880.00	1,641.00		8,452.00		(6,811.00)

Attachment to Response to DOD-FEA-1 Question No. 14

Louisville Gas & Electric Company
Salvage & Cost of Removal Study 1972 - Q2 2020

Page 1712 of 2358

Garrett/Spanos

Acct	Year	Ret	Salvage	CP Salvage	Removal	CP Removal	Net Salvage
235250	1984	13,921.00	1,119.00		5,323.00		(4,204.00)
235300	1984	52,364.00	1,355.00		1,613.00		(258.00)
235400	1984	223.00			131.00		(131.00)
235600	1984	-			-		-
235700	1984	2,300.00					-
236700	1984	24,720.00	332.00		1,397.00		(1,065.00)
237520	1984	1,013.00					-
237600	1984	200,202.00	4,368.00	4,279.00	53,539.00	(6,508.00)	(51,400.00)
237800	1984	21,073.00	9,862.00		2,210.00		7,652.00
237900	1984	924.00	1,011.00		210.00		801.00
238000	1984	223,005.00	132.00	132.00	319,483.00	(379.00)	(319,598.00)
238100	1984	84,422.00	31.00				31.00
238200	1984	7,108.00	3.00				3.00
238300	1984	5,681.00	2.00				2.00
238400	1984	2,744.00	1.00				1.00
239400	1984	1,935.00					-
239500	1984	1,408.00					-
239620	1984	-					-
339010	1984	-			-		-
339010	1984	5,644.00			6,574.00		(6,574.00)
339040	1984	5,552.00			2,461.00		(2,461.00)
339100	1984	17,437.00	438.00				438.00
339220	1984	6,500.00					-
339300	1984	1,319.00					-
339400	1984	-					-
339400	1984	2,200.00	450.00				450.00
339620	1984	-					-
339700	1984	40,780.00	4,231.00	1,274.00	6,936.00	(1,749.00)	(3,180.00)
131100	1985	27,301.00			57,960.00		(57,960.00)
131200	1985	11,336,125.00	24,791.00		1,868,829.00		(1,844,038.00)
131400	1985	7,690,532.00			899.00		(899.00)
131500	1985	1,108,851.00			2,002.00		(2,002.00)
131600	1985	68,016.00	53.00				53.00
133100	1985	100.00			3,175.00		(3,175.00)
133500	1985	-					-
135210	1985	763.00			264.00		(264.00)
135310	1985	217,227.00	2,908.00		102,797.00		(99,889.00)
135400	1985	9,098.00	6,504.00	3,786.00	18.00	(6,116.00)	4,156.00
135500	1985	37,544.00	2,689.00	394.00	20,131.00	(3,102.00)	(20,150.00)
135600	1985	35,640.00	11,744.00	(4,616.00)	16,522.00	(20,421.00)	(29,815.00)
136100	1985	5,062.00			1,509.00		(1,509.00)
136100	1985	850.00			22.00		(22.00)
136200	1985	33,701.00	58.00		5,000.00		(4,942.00)
136200	1985	32,662.00			2,816.00		(2,816.00)
136400	1985	244,216.00	75,535.00	8,976.00	410,597.00	(38,587.00)	(364,673.00)
136500	1985	335,524.00	106,998.00	11,628.00	650,531.00	(31,390.00)	(563,295.00)
136600	1985	12,231.00	3,439.00	742.00	4,807.00	(1,023.00)	(1,649.00)
136700	1985	91,883.00	33,104.00	5,921.00	40,056.00	(4,663.00)	(5,694.00)
136800	1985	572,242.00	20,800.00	3,376.00	17,010.00		7,166.00
136910	1985	5,200.00	3,690.00	354.00	7,671.00	(94.00)	(3,721.00)
136920	1985	79,987.00	22,947.00	6.00	180,278.00	(3,722.00)	(161,047.00)
137000	1985	118,196.00	1,551.00	288.00	664.00		1,175.00
137310	1985	184,583.00	61,948.00	7,863.00	30,456.00		39,355.00
137320	1985	45,940.00	30,160.00	4,763.00	3,073.00	(6,210.00)	25,640.00
137340	1985	4,226.00					-
137340	1985	215.00					-
139400	1985	183.00					-
139400	1985	-					-
139500	1985	884.00					-
139620	1985	-					-
235120	1985	110,552.00					-
235130	1985	4,627.00					-
235140	1985	128,728.00	100.00		157.00		(57.00)
235210	1985	330,734.00					-
235220	1985	241,330.00					-
235230	1985	4,360,096.00					-
235240	1985	1,378,120.00	28,820.00		291,281.00		(262,461.00)
235250	1985	1,197,451.00	27,626.00		227,089.00		(199,463.00)
235300	1985	1,115,981.00	149.00		1,944.00		(1,795.00)
235400	1985	469,290.00	4,305.00		221.00		4,084.00
235500	1985	69,599.00	1,229.00		391.00		838.00
235600	1985	52,643.00					-
235700	1985	7,519.00					-
236700	1985	25,785.00			1,043.00		(1,043.00)
237510	1985	278.00					-
237520	1985	-			-		-
237600	1985	303,208.00	3,285.00	3,285.00	67,392.00	(5,067.00)	(65,889.00)
237800	1985	3,117.00	1,982.00		1,355.00		627.00

Attachment to Response to DOD-FEA-1 Question No. 14

Louisville Gas & Electric Company
Salvage & Cost of Removal Study 1972 - Q2 2020

Page 1713 of 2358

Garrett/Spanos

Acct	Year	Ret	Salvage	CP Salvage	Removal	CP Removal	Net Salvage
237900	1985	1,766.00			49.00		(49.00)
238000	1985	348,062.00	(396.00)	(396.00)	407,898.00	244.00	(408,446.00)
238100	1985	103,748.00					-
238200	1985	7,238.00					-
238300	1985	6,285.00					-
238400	1985	2,561.00					-
239400	1985	1,422.00					-
239500	1985	398.00					-
239620	1985	1,095.00					-
339010	1985	4,238.00			5,959.00		(5,959.00)
339010	1985	8,166.00	152.00		14,248.00		(14,096.00)
339060	1985	1,280.00			73.00		(73.00)
339100	1985	162,055.00	8,270.00				8,270.00
339220	1985	-					-
339300	1985	789.00					-
339400	1985	2,767.00	150.00				150.00
339400	1985	2,641.00					-
339620	1985	648.00					-
339700	1985	50,961.00	2,354.00	33.00	5,378.00	(116.00)	(3,107.00)
131100	1986	83,061.00	10,787.00		29,750.00		(18,963.00)
131200	1986	4,583,696.00	23,452.00		2,041,987.00		(2,018,535.00)
131400	1986	18,073.00			813.00		(813.00)
131500	1986	13,971.00					-
131600	1986	7,808.00					-
133500	1986	335.00	12.00				12.00
135210	1986	17,761.00			15,241.00		(15,241.00)
135310	1986	237,354.00	66,121.00		65,583.00		538.00
135400	1986	-	-		-		-
135500	1986	49,007.00	6,933.00	4,552.00	43,923.00	(7,588.00)	(40,026.00)
135600	1986	13,323.00	18,127.00	9,729.00	34,477.00	(3,864.00)	(10,485.00)
136100	1986	3,285.00			5,654.00		(5,654.00)
136100	1986	4,245.00	1,613.00		3,592.00		(1,979.00)
136200	1986	190,622.00	3,793.00		65,297.00		(61,504.00)
136200	1986	170,265.00	62.00		33,929.00		(33,867.00)
136400	1986	327,100.00	169,634.00	13,957.00	535,905.00	(50,347.00)	(402,661.00)
136500	1986	734,893.00	201,787.00	15,228.00	662,152.00	(62,207.00)	(507,344.00)
136600	1986	31,146.00	3,866.00	956.00	11,410.00	(594.00)	(7,182.00)
136700	1986	200,003.00	67,745.00	9,560.00	93,047.00	(5,236.00)	(20,978.00)
136800	1986	955,707.00	54,213.00	1,121.00	467,535.00	1,034.00	(411,167.00)
136910	1986	3,660.00	1,856.00		6,477.00		(4,621.00)
136920	1986	96,670.00	36,700.00	15,314.00	189,717.00	(3,263.00)	(140,966.00)
137000	1986	469,663.00	1,529.00	(8.00)	153.00		1,368.00
137310	1986	321,810.00	123,041.00	9,286.00	90,176.00	(8,472.00)	33,679.00
137320	1986	120,740.00	144,238.00	64,352.00	27,554.00	(43,760.00)	137,276.00
137340	1986	7,513.00					-
137340	1986	690.00					-
139400	1986	10,046.00					-
139400	1986	5,528.00					-
139500	1986	6,288.00					-
139620	1986	-					-
235130	1986	(1,233.00)					-
235140	1986	1,718.00					-
235240	1986	13,574.00			11,464.00		(11,464.00)
235250	1986	23,771.00			15,118.00		(15,118.00)
235300	1986	24,142.00	1,644.00		4,723.00		(3,079.00)
235400	1986	483.00					-
235500	1986	393.00					-
235600	1986	759.00					-
235700	1986	2,993.00			148.00		(148.00)
236700	1986	-			-		-
237520	1986	-			-		-
237600	1986	462,023.00	34,141.00	33,937.00	92,961.00	(9,299.00)	(34,182.00)
237800	1986	31,769.00	8,184.00		7,144.00		1,040.00
237900	1986	6,457.00	4,402.00		285.00		4,117.00
238000	1986	230,064.00			289,929.00		(289,929.00)
238100	1986	117,384.00	22,966.00	19,251.00			42,217.00
238200	1986	8,477.00	1,566.00	1,313.00			2,879.00
238300	1986	5,507.00	1,044.00	875.00			1,919.00
238400	1986	2,350.00	522.00	438.00			960.00
239400	1986	4,954.00			-		-
239400	1986	1,241.00					-
239500	1986	-					-
239620	1986	-					-
339010	1986	23,388.00			18,015.00		(18,015.00)
339010	1986	-			-		-
339040	1986	752.00			17.00		(17.00)
339100	1986	29,646.00	1,169.00				1,169.00
339220	1986	-					-

Attachment to Response to DOD-FEA-1 Question No. 14

Louisville Gas & Electric Company
Salvage & Cost of Removal Study 1972 - Q2 2020

Page 1714 of 2358

Garrett/Spanos

Acct	Year	Ret	Salvage	CP Salvage	Removal	CP Removal	Net Salvage
339300	1986	3,471.00			91.00		(91.00)
339400	1986	2,480.00			15.00		(15.00)
339400	1986	772.00					-
339620	1986	-					-
339700	1986	70,934.00	772.00		5,416.00		(4,644.00)
131100	1987	125,887.00	69.00		20,183.00		(20,114.00)
131200	1987	5,711,646.00	7,564.00		882,146.00		(874,582.00)
131400	1987	43,600.00	17.00		2,606.00		(2,589.00)
131500	1987	807,408.00	926.00		95,681.00		(94,755.00)
131600	1987	5,311.00					-
133400	1987	4,583.00	132.00		2,770.00		(2,638.00)
133500	1987	-	-				-
134400	1987	5,000.00			1,209.00		(1,209.00)
135210	1987	5,215.00			-		-
135310	1987	409,677.00	155,385.00		90,072.00		65,313.00
135400	1987	-	-		-		-
135500	1987	76,286.00	919.00	297.00	73,033.00	(3,055.00)	(74,872.00)
135600	1987	26,816.00	(174.00)	(278.00)	14,691.00	(107.00)	(15,250.00)
136100	1987	11,854.00			560.00		(560.00)
136100	1987	1,426.00	-		133.00		(133.00)
136200	1987	628,151.00	56,997.00		33,270.00		23,727.00
136200	1987	42,750.00	-		3,001.00		(3,001.00)
136400	1987	205,456.00	161,249.00	9,164.00	378,673.00	(24,917.00)	(233,177.00)
136500	1987	201,036.00	157,780.00	8,967.00	370,527.00	(24,381.00)	(228,161.00)
136600	1987	22,046.00	6,321.00	247.00	12,857.00	(14.00)	(6,303.00)
136700	1987	156,282.00	65,556.00	5,781.00	33,221.00	(1,715.00)	36,401.00
136800	1987	662,152.00	41,628.00	-	14,562.00	-	27,066.00
136910	1987	11,475.00	5,439.00		5,913.00		(474.00)
136920	1987	79,882.00	62,694.00	3,563.00	147,230.00	(9,688.00)	(90,661.00)
137000	1987	507,099.00	5,646.00	-	5,543.00		103.00
137310	1987	277,917.00	218,118.00	12,396.00	512,224.00	(33,704.00)	(315,414.00)
137320	1987	101,319.00	55,382.00	19,593.00	3,266.00	(16,487.00)	55,222.00
137340	1987	3,344.00	21.00				21.00
137340	1987	230.00	1.00				1.00
139400	1987	5,380.00					-
139500	1987	2,019.00					-
139620	1987	1,559.00	48.00				48.00
235140	1987	-					-
235240	1987	-			-		-
235250	1987	(25.00)			-		-
235300	1987	94,114.00	2,329.00	1,693.00	4,465.00	(170.00)	(613.00)
235400	1987	-					-
235500	1987	3,950.00			590.00		(590.00)
235600	1987	13,241.00			7,656.00		(7,656.00)
235700	1987	-			-		-
236700	1987	83,400.00	119,180.00		379,068.00		(259,888.00)
237520	1987	5,414.00			-		-
237600	1987	293,096.00	8,652.00	8,507.00	99,943.00	(1,136.00)	(83,920.00)
237800	1987	1,457.00	-		1,214.00		(1,214.00)
237900	1987	5,341.00	3,452.00		99.00		3,353.00
238000	1987	281,537.00			318,085.00		(318,085.00)
238100	1987	117,585.00	1,394.00	-			1,394.00
238200	1987	9,752.00	115.00	-			115.00
238300	1987	1,494.00	17.00	-			17.00
238400	1987	601.00	8.00	-			8.00
239400	1987	728.00			54.00		(54.00)
239500	1987	6,032.00					-
239620	1987	7,200.00					-
339010	1987	-			-		-
339010	1987	1,431.00			-		-
339060	1987	1,009.00			138.00		(138.00)
339100	1987	88,144.00	5,120.00				5,120.00
339220	1987	404.00					-
339300	1987	17,005.00			-		-
339400	1987	-			-		-
339400	1987	2,628.00	62.00				62.00
339620	1987	200.00					-
339700	1987	27,034.00	181.00		2,536.00		(2,355.00)
339800	1987	2,529.00					-
131100	1988	19,638.00					-
131200	1988	981,609.00	(84.00)		220,046.00		(220,130.00)
131400	1988	122,693.00					-
131500	1988	12,928.00	(10.00)		3,297.00		(3,307.00)
131600	1988	1,311.00					-
133100	1988	1,519.00					-
133400	1988	9,437.00			6,306.00		(6,306.00)
133500	1988	3,546.00					-
134400	1988	290.00					-

Attachment to Response to DOD-FEA-1 Question No. 14

Louisville Gas & Electric Company
Salvage & Cost of Removal Study 1972 - Q2 2020

Page 1715 of 2358

Garrett/Spanos

Acct	Year	Ret	Salvage	CP Salvage	Removal	CP Removal	Net Salvage
135210	1988	13,043.00					-
135310	1988	530,419.00	246,275.00		92,126.00		154,149.00
135400	1988	-					-
135500	1988	104,755.00	3,889.00	2,069.00	42,891.00	(1,242.00)	(38,175.00)
135600	1988	56,186.00	1,884.00	711.00	34,075.00	(230.00)	(31,710.00)
136100	1988	1,142.00					-
136100	1988	-					-
136200	1988	138,598.00			49,179.00		(49,179.00)
136200	1988	62,630.00			3,442.00		(3,442.00)
136400	1988	326,944.00	237,764.00	12,598.00	297,521.00	(29,242.00)	(76,401.00)
136500	1988	629,361.00	457,692.00	24,250.00	572,723.00	(56,291.00)	(147,072.00)
136600	1988	17,311.00	2,215.00	247.00	10,687.00	(303.00)	(8,528.00)
136700	1988	142,346.00	101,628.00	6,286.00	31,419.00	(4,356.00)	72,139.00
136800	1988	570,247.00	1,416.00	1,867.00	37,991.00		(34,708.00)
136910	1988	2,136.00	63.00		2,155.00		(2,092.00)
136920	1988	75,797.00	55,122.00	2,921.00	68,976.00	(6,779.00)	(17,712.00)
137000	1988	397,772.00	3,866.00		4,332.00		(466.00)
137310	1988	342,842.00	249,326.00	13,210.00	311,988.00	(30,664.00)	(80,116.00)
137320	1988	75,606.00	44,719.00	11,447.00	18,444.00	(1,636.00)	36,086.00
137340	1988	21,414.00	36.00	48.00	962.00		(878.00)
137340	1988	762.00					-
139400	1988	800.00					-
139400	1988	3,166.00					-
139500	1988	5,866.00					-
139620	1988	811.00					-
235140	1988	1,262.00			40.00		(40.00)
235230	1988	2,436,066.00					-
235240	1988	247,022.00	(1,921.00)	(1,921.00)	5,824.00		(9,666.00)
235250	1988	314,880.00	(1,187.00)	(1,187.00)	6,804.00		(9,178.00)
235300	1988	415,320.00					-
235400	1988	-					-
235600	1988	-					-
235700	1988	1,283.00			43.00		(43.00)
236700	1988	-					-
237520	1988	-					-
237600	1988	165,500.00	31,584.00	32,869.00	60,202.00	(7,773.00)	(3,522.00)
237800	1988	11,121.00	1,142.00		1,391.00		(249.00)
237900	1988	22,533.00					-
238000	1988	247,152.00	(16.00)		505,594.00		(505,610.00)
238100	1988	136,792.00	8,065.00				8,065.00
238200	1988	6,294.00					-
238300	1988	11,379.00					-
238400	1988	4,702.00					-
239400	1988	2,016.00					-
239500	1988	-					-
239620	1988	418.00					-
339010	1988	28,289.00			2,068.00		(2,068.00)
339010	1988	5,936.00	1,143.00		619.00		524.00
339100	1988	274,035.00	12,543.00	11,400.00	(20.00)		23,963.00
339220	1988	4,342.00					-
339300	1988	-					-
339400	1988	2,163.00	52.00				52.00
339400	1988	-					-
339620	1988	257.00	125.00				125.00
339700	1988	33,348.00	578.00	506.00	2,420.00	(158.00)	(1,494.00)
131100	1989	4,499.00					-
131200	1989	1,150,890.00			29,619.00		(29,619.00)
131400	1989	-					-
131500	1989	97,796.00	-		-		-
131600	1989	318.00	175.00				175.00
133400	1989	74,507.00			2,186.00		(2,186.00)
133500	1989	225.00					-
135210	1989	-					-
135310	1989	27,770.00			902.00		(902.00)
135310	1989	73,189.00	5,536.00		8,344.00		(2,808.00)
135400	1989	3,250.00	-	-	-	(8,836.00)	(8,836.00)
135500	1989	131,938.00	52,868.00	33,139.00	109,983.00	(8,968.00)	(32,944.00)
135600	1989	36,537.00	22,837.00	15,696.00	31,313.00	(10,980.00)	(3,760.00)
136100	1989	2,985.00			225.00		(225.00)
136100	1989	-			-		-
136200	1989	84,697.00	2,803.00		7,974.00		(5,171.00)
136200	1989	233,586.00	4,818.00		33,229.00		(28,411.00)
136400	1989	251,258.00	163,339.00	4,767.00	197,053.00	(21,516.00)	(50,463.00)
136500	1989	612,376.00	398,098.00	11,619.00	480,265.00	(52,443.00)	(122,991.00)
136600	1989	27,180.00	5,791.00	213.00	4,561.00	(161.00)	1,282.00
136700	1989	185,975.00	115,195.00	2,205.00	85,975.00	(1,606.00)	29,819.00
136800	1989	276,028.00	5,540.00	(195.00)	370,908.00		(365,563.00)
136910	1989	12,193.00	5,341.00		11,112.00		(5,771.00)

Attachment to Response to DOD-FEA-1 Question No. 14

Louisville Gas & Electric Company
Salvage & Cost of Removal Study 1972 - Q2 2020

Page 1716 of 2358

Garrett/Spanos

Acct	Year	Ret	Salvage	CP Salvage	Removal	CP Removal	Net Salvage
136920	1989	66,533.00	43,274.00	1,262.00	52,209.00	(5,685.00)	(13,358.00)
137000	1989	509,256.00	60,395.00		43,076.00		17,319.00
137310	1989	529,400.00	344,326.00	10,044.00	415,426.00	(45,234.00)	(106,290.00)
137320	1989	164,400.00	47,256.00	-	30,599.00	(220.00)	16,437.00
137340	1989	1,675.00	37.00	36.00	3,685.00		(3,612.00)
137340	1989	85.00					-
139400	1989	2,110.00					-
139500	1989	5,813.00					-
139620	1989	-					-
235120	1989	200.00					-
235140	1989	2,594.00	1,472.00	27.00	3,698.00	173.00	(2,026.00)
235240	1989	13,281.00	-	-	-		-
235250	1989	7,178.00	-	-	-		-
235300	1989	45,430.00			1,128.00		(1,128.00)
235400	1989	-					-
235500	1989	2,566.00			-		-
235600	1989	3,331.00			-		-
235700	1989	-			-		-
236700	1989	17,304.00	-		-		-
237520	1989	-					-
237600	1989	189,730.00	3,844.00	3,844.00	45,084.00	(2,895.00)	(40,291.00)
237800	1989	10,828.00	403.00		1,829.00		(1,426.00)
237900	1989	-					-
238000	1989	481,388.00	71.00		520,680.00		(520,609.00)
238100	1989	55,046.00	341.00		(433.00)		774.00
238200	1989	6,050.00					-
238300	1989	6,433.00					-
238400	1989	3,783.00					-
239400	1989	-					-
239500	1989	-					-
239620	1989	-					-
339010	1989	13,615.00			8,476.00		(8,476.00)
339010	1989	54,746.00	449.00		46,762.00		(46,313.00)
339100	1989	148,577.00	1,156.00	-	215.00		941.00
339220	1989	10,269.00	2,111.00				2,111.00
339300	1989	-					-
339400	1989	10,904.00	1,654.00		61,113.00		(59,459.00)
339400	1989	4,693.00	2,488.00				2,488.00
339620	1989	1,574.00	841.00				841.00
339700	1989	44,524.00	4,140.00	-	10,469.00	-	(6,329.00)
131100	1990	-					-
131200	1990	274,896.00			45,528.00		(45,528.00)
131400	1990	15,000.00					-
131500	1990	76,484.00	2,100.00		(16,433.00)		18,533.00
131600	1990	17,214.00			(1,000.00)		1,000.00
133500	1990	-					-
135210	1990	-					-
135310	1990	30,997.00			2,527.00		(2,527.00)
135400	1990	-					-
135500	1990	70,809.00	15,867.00	9,351.00	33,074.00	(7,260.00)	(15,116.00)
135600	1990	157,597.00	10,991.00	1,229.00	31,997.00	(1,349.00)	(21,126.00)
136100	1990	-					-
136100	1990	-					-
136200	1990	27,794.00			1,912.00		(1,912.00)
136200	1990	1,726.00	11.00		8,501.00		(8,490.00)
136400	1990	232,795.00	168,011.00	11,213.00	232,977.00	(17,834.00)	(71,587.00)
136500	1990	574,864.00	414,886.00	27,689.00	575,312.00	(44,039.00)	(176,776.00)
136600	1990	56,366.00	21,480.00	10,939.00	12,378.00	(4,150.00)	15,891.00
136700	1990	192,163.00	88,746.00	29,158.00	54,750.00	(13,930.00)	49,224.00
136800	1990	170,575.00	8,859.00		(15,313.00)		24,172.00
136910	1990	11,156.00	1,556.00		6,640.00		(5,084.00)
136920	1990	64,751.00	46,732.00	3,119.00	64,802.00	(4,960.00)	(19,911.00)
137000	1990	269,810.00	3,617.00		37,279.00		(33,662.00)
137310	1990	392,777.00	283,472.00	18,919.00	393,084.00	(30,089.00)	(120,782.00)
137320	1990	145,133.00	28,160.00	(139.00)	49,593.00	(204.00)	(21,776.00)
137340	1990	1,986.00	89.00		(177.00)		266.00
137340	1990	79.00					-
139400	1990	5,585.00					-
139500	1990	-					-
139620	1990	599.00					-
235140	1990	-					-
235240	1990	5,294.00					-
235250	1990	4,000.00					-
235300	1990	16,428.00					-
235400	1990	-					-
235600	1990	14,016.00					-
235700	1990	-					-
236700	1990	11,135.00					-

Attachment to Response to DOD-FEA-1 Question No. 14

Louisville Gas & Electric Company
Salvage & Cost of Removal Study 1972 - Q2 2020

Page 1717 of 2358

Garrett/Spanos

Acct	Year	Ret	Salvage	CP Salvage	Removal	CP Removal	Net Salvage
237520	1990	990.00					-
237600	1990	150,123.00	17,522.00	17,522.00	26,229.00	(5,508.00)	3,307.00
237800	1990	12,149.00	2,276.00		3,090.00		(814.00)
237900	1990	41,822.00					-
238000	1990	442,828.00			549,593.00		(549,593.00)
238100	1990	99,180.00	882.00		(6,543.00)		7,425.00
238200	1990	10,525.00					-
238300	1990	6,039.00					-
238400	1990	3,634.00					-
239400	1990	-					-
239500	1990	-					-
239620	1990	-					-
339010	1990	-					-
339010	1990	297.00					-
339040	1990	1,694.00					-
339060	1990	1,139.00					-
339100	1990	927,696.00	25,036.00		(194.00)		25,230.00
339220	1990	-					-
339300	1990	-					-
339400	1990	-					-
339400	1990	-					-
339620	1990	-					-
339700	1990	157,605.00			5,806.00		(5,806.00)
131100	1991	67,462.00			17,694.00		(17,694.00)
131200	1991	514,723.00			1,963.00		(1,963.00)
131400	1991	1,406,443.00					-
131500	1991	313,936.00			1,028.00		(1,028.00)
131600	1991	15,986.00					-
133500	1991	-					-
133500	1991	525.00					-
134300	1991	8,498.00					-
135210	1991	4,469.00			500.00		(500.00)
135310	1991	129,160.00			3,993.00		(3,993.00)
135400	1991	8,495.00			2,035.00		(2,035.00)
135500	1991	139,613.00	2,581.00	(1,236.00)	42,345.00	2,236.00	(38,764.00)
135600	1991	141,259.00	3,977.00	(1,653.00)	48,614.00	3,316.00	(42,974.00)
136100	1991	210.00			479.00		(479.00)
136100	1991	-					-
136200	1991	183,243.00			17,379.00		(17,379.00)
136200	1991	162,590.00			810.00		(810.00)
136400	1991	230,349.00	161,299.00	4,472.00	208,421.00	(14,250.00)	(56,900.00)
136500	1991	806,506.00	564,748.00	15,656.00	729,733.00	(49,893.00)	(199,222.00)
136600	1991	17,777.00	552.00	176.00	9,973.00	(138.00)	(9,383.00)
136700	1991	202,959.00	42,684.00	3,245.00	130,649.00	(2,288.00)	(87,008.00)
136800	1991	221,603.00	53,954.00	(34.00)	15,120.00		38,800.00
136910	1991	1,172.00	49.00		2,750.00		(2,701.00)
136920	1991	48,468.00	33,939.00	941.00	43,854.00	(2,998.00)	(11,972.00)
137000	1991	306,721.00	1,644.00		33,402.00		(31,758.00)
137310	1991	338,835.00	237,266.00	6,578.00	306,581.00	(20,961.00)	(83,698.00)
137320	1991	114,736.00	7,252.00	1,175.00	37,842.00	(7,901.00)	(37,316.00)
137340	1991	11,303.00	2,993.00	(2.00)	839.00		2,152.00
137340	1991	555.00					-
139400	1991	2,205.00					-
139400	1991	7,634.00					-
139500	1991	-					-
139620	1991	900.00					-
235140	1991	-					-
235240	1991	17,326.00			3,313.00		(3,313.00)
235250	1991	26,100.00			5,194.00		(5,194.00)
235300	1991	61,296.00	614.00		1,150.00		(536.00)
235400	1991	4,797.00			363.00		(363.00)
235600	1991	4,736.00					-
235700	1991	-					-
236700	1991	9,540.00			256.00		(256.00)
237520	1991	607.00					-
237600	1991	263,641.00	1,203.00	1,203.00	72,307.00	(341.00)	(70,242.00)
237800	1991	12,634.00			843.00		(843.00)
237900	1991	38,238.00					-
238000	1991	520,043.00			891,568.00		(891,568.00)
238100	1991	95,454.00	911.00				911.00
238200	1991	10,450.00					-
238300	1991	20,519.00					-
238400	1991	7,205.00					-
238700	1991	6,897.00	651.00				651.00
239400	1991	-					-
239500	1991	20,443.00					-
239620	1991	30,448.00					-
339010	1991	500.00					-

Attachment to Response to DOD-FEA-1 Question No. 14

Louisville Gas & Electric Company
Salvage & Cost of Removal Study 1972 - Q2 2020

Page 1718 of 2358

Garrett/Spanos

Acct	Year	Ret	Salvage	CP Salvage	Removal	CP Removal	Net Salvage
339010	1991	237.00					-
339100	1991	71,379.00	215.00				215.00
339220	1991	15,794.00	1,490.00				1,490.00
339300	1991	-					-
339400	1991	565.00					-
339400	1991	-					-
339620	1991	-					-
339700	1991	60,019.00	2,351.00	2,351.00	(474.00)	(1,725.00)	3,451.00
131100	1992	141,612.00			1,588.00		(1,588.00)
131200	1992	657,502.00			(37,558.00)		37,558.00
131400	1992	15,000.00					-
131500	1992	61,486.00			10,547.00		(10,547.00)
131600	1992	5,162.00					-
133500	1992	-					-
135210	1992	5,166.00			18.00		(18.00)
135310	1992	105,050.00			10,953.00		(10,953.00)
135400	1992	131,331.00	804.00		51,528.00	(904.00)	(51,628.00)
135500	1992	55,786.00	2,890.00	1,443.00	5,435.00	(187.00)	(1,289.00)
135600	1992	122,126.00	4,001.00	428.00	12,173.00	(75.00)	(7,819.00)
136100	1992	1,774.00			36.00		(36.00)
136100	1992	500.00	-		-		-
136200	1992	26,822.00			100.00		(100.00)
136200	1992	233,626.00			338.00		(338.00)
136400	1992	167,920.00	100,073.00	1,792.00	174,775.00	(12,200.00)	(85,110.00)
136500	1992	472,440.00	281,553.00	5,042.00	491,727.00	(34,324.00)	(239,456.00)
136600	1992	17,070.00	896.00		3,150.00	-	(2,254.00)
136700	1992	113,814.00	12,459.00	(1,260.00)	37,334.00	(817.00)	(26,952.00)
136800	1992	432,054.00	78,434.00	-	10,061.00		68,373.00
136910	1992	6,267.00	1,499.00		16,177.00		(14,678.00)
136920	1992	26,611.00	15,859.00	284.00	27,697.00	(1,933.00)	(13,487.00)
137000	1992	500,495.00	8,146.00		42,423.00		(34,277.00)
137310	1992	316,197.00	188,439.00	3,375.00	329,106.00	(22,972.00)	(160,264.00)
137320	1992	67,771.00	10,266.00	2,827.00	15,323.00	(1,274.00)	(3,504.00)
137340	1992	2,359.00	389.00	-	43.00		346.00
137340	1992	101.00					-
139220	1992	15,173.00	2,683.00		5.00		2,678.00
139400	1992	4,977.00					-
139500	1992	1,873.00					-
139620	1992	256.00					-
235120	1992	2,102.00					-
235140	1992	2,000.00					-
235240	1992	23,812.00			-		-
235250	1992	58,108.00			-		-
235300	1992	85,490.00	-		308.00		(308.00)
235400	1992	21,418.00			1,410.00		(1,410.00)
235600	1992	9,743.00			8,133.00		(8,133.00)
235700	1992	10,874.00			-		-
236700	1992	116,707.00			-		-
237520	1992	15,943.00			300.00		(300.00)
237600	1992	209,976.00	4,931.00	4,931.00	32,063.00	(1,196.00)	(23,397.00)
237800	1992	130,889.00			5,761.00		(5,761.00)
237900	1992	78,537.00	2,330.00				2,330.00
238000	1992	514,645.00			1,215,601.00	(207.00)	(1,215,808.00)
238100	1992	619,939.00	63.00				63.00
238200	1992	113,689.00					-
238300	1992	21,514.00			93.00		(93.00)
238400	1992	18,766.00			81.00		(81.00)
239220	1992	8,769.00	1,914.00		8.00	-	1,906.00
239400	1992	3,017.00	-		(8,012.00)		8,012.00
239400	1992	1,074.00					-
239500	1992	-					-
239620	1992	5,997.00	750.00				750.00
339010	1992	-					-
339010	1992	-					-
339100	1992	3,139,514.00	1,318.00				1,318.00
339220	1992	3,338.00	-				-
339300	1992	-					-
339400	1992	32,327.00	2,264.00				2,264.00
339400	1992	42,295.00	7,229.00				7,229.00
339620	1992	100.00	778.00				778.00
339700	1992	51,909.00	1,954.00	558.00	4,843.00	(339.00)	(2,670.00)
131100	1993	279,758.00			44,837.00		(44,837.00)
131200	1993	727,737.00	8,692.00		(130,969.00)		139,661.00
131400	1993	22,000.00			524.00		(524.00)
131500	1993	473,682.00			(6,732.00)		6,732.00
131600	1993	137,323.00					-
133100	1993	19,092.00			5,937.00		(5,937.00)
134400	1993	2,000.00			196.00		(196.00)

Attachment to Response to DOD-FEA-1 Question No. 14

Louisville Gas & Electric Company
Salvage & Cost of Removal Study 1972 - Q2 2020

Page 1719 of 2358

Garrett/Spanos

Acct	Year	Ret	Salvage	CP Salvage	Removal	CP Removal	Net Salvage
135210	1993	28,316.00			949.00		(949.00)
135310	1993	204,560.00	5,264.00		31,374.00		(26,110.00)
135400	1993	-					-
135500	1993	19,383.00	2,293.00	2,293.00	8,553.00	(1,528.00)	(5,495.00)
135600	1993	21,079.00	1,563.00	1,554.00	1,893.00	(2,053.00)	(829.00)
136100	1993	12,449.00			1,105.00		(1,105.00)
136100	1993						-
136200	1993	22,379.00					-
136200	1993	66,582.00					-
136400	1993	176,283.00	62,759.00	597.00	168,194.00	(11,989.00)	(116,827.00)
136500	1993	534,481.00	183,514.00	1,746.00	495,651.00	(35,057.00)	(345,448.00)
136600	1993	2,544.00	39.00	20.00	2,780.00	(46.00)	(2,767.00)
136700	1993	73,068.00	10,762.00	-	78,295.00	1,698.00	(65,835.00)
136800	1993	482,224.00	107,697.00	-	81,251.00	12,178.00	38,624.00
136910	1993	87,670.00	1,404.00		32,803.00		(31,399.00)
136920	1993	31,909.00	11,360.00	108.00	30,445.00	(2,170.00)	(21,147.00)
137000	1993	467,650.00	14,632.00		42,980.00		(28,348.00)
137310	1993	365,761.00	127,423.00	1,213.00	343,076.00	(24,341.00)	(238,781.00)
137320	1993	69,450.00	2,913.00	42.00	29,167.00	(99.00)	(26,311.00)
137340	1993	-					-
137340	1993	-					-
139220	1993	5,270.00	-		270.00		(270.00)
139400	1993	7,190.00					-
139400	1993	11,274.00					-
139500	1993	132.00					-
139620	1993	-					-
235240	1993	-					-
235250	1993	15,155.00			-		-
235300	1993	26,349.00					-
235400	1993	3,927.00					-
235600	1993	14,757.00					-
236700	1993	37,225.00			-		-
237520	1993	1,314.00			92.00		(92.00)
237600	1993	268,410.00	193.00	193.00	18,996.00	(92.00)	(18,702.00)
237800	1993	27,466.00			3,182.00		(3,182.00)
237900	1993	-					-
238000	1993	985,624.00			880,392.00	(260.00)	(880,652.00)
238100	1993	462,069.00			(1,806.00)		1,806.00
238200	1993	75,350.00			(294.00)		294.00
238300	1993	11,695.00					-
238400	1993	7,339.00					-
239400	1993	-			-		-
239500	1993	-					-
239620	1993	-					-
339010	1993	24,641.00					-
339010	1993	45,264.00			9,139.00		(9,139.00)
339100	1993	46,948.00	957.00				957.00
339220	1993	431.00	-				-
339300	1993	7,909.00					-
339400	1993	-					-
339400	1993	-					-
339700	1993	64,042.00			2,666.00		(2,666.00)
131100	1994	52,490.00					-
131200	1994	518,558.00	4,250.00		102,303.00		(98,053.00)
131400	1994	110,318.00			22,262.00		(22,262.00)
131500	1994	22,000.00					-
131600	1994	-					-
135210	1994	11,420.00			541.00		(541.00)
135310	1994	131,400.00	24,844.00	9,200.00	5,789.00	(448.00)	27,807.00
135400	1994	-					-
135500	1994	85,604.00	20,099.00	17,484.00	12,095.00	(8,494.00)	16,994.00
135600	1994	96,818.00	13,317.00	6,125.00	17,323.00	(3,285.00)	(1,166.00)
136100	1994	39,323.00			651.00		(651.00)
136100	1994						-
136200	1994	103,048.00	91.00		559.00		(468.00)
136200	1994	54,420.00			444.00		(444.00)
136400	1994	194,097.00	48,428.00	8,490.00	236,526.00	(13,833.00)	(193,441.00)
136500	1994	280,298.00	70,724.00	12,399.00	345,425.00	(20,202.00)	(282,504.00)
136600	1994	1,717.00	52.00		381.00		(329.00)
136700	1994	102,703.00	25,973.00	2,946.00	64,417.00	(1,411.00)	(36,909.00)
136800	1994	2,774,303.00	190,848.00	159,308.00	74,767.00		275,389.00
136910	1994	3,677.00	231.00		16,746.00		(16,515.00)
136920	1994	14,263.00	3,604.00	632.00	17,602.00	(1,029.00)	(14,395.00)
137000	1994	595,584.00	66,339.00		28,989.00		37,350.00
137310	1994	419,634.00	106,029.00	18,589.00	517,857.00	(30,287.00)	(423,526.00)
137320	1994	89,719.00	11,966.00	24.00	33,943.00	(73.00)	(22,026.00)
137340	1994	-					-
137340	1994	-					-

Attachment to Response to DOD-FEA-1 Question No. 14

Louisville Gas & Electric Company
Salvage & Cost of Removal Study 1972 - Q2 2020

Page 1720 of 2358

Garrett/Spanos

Acct	Year	Ret	Salvage	CP Salvage	Removal	CP Removal	Net Salvage
139220	1994	-					-
139400	1994	-					-
139400	1994	-					-
139500	1994	418.00					-
139620	1994	-					-
235240	1994	-					-
235250	1994	9,352.00					-
235300	1994	-					-
235400	1994	15,000.00					-
235600	1994	-					-
237510	1994	1,762.00			31.00		(31.00)
237520	1994	7,197.00					-
237600	1994	144,869.00	5,395.00	5,395.00	7,268.00	(834.00)	2,688.00
237800	1994	4,488.00			12,749.00		(12,749.00)
237900	1994	25,570.00					-
238000	1994	361,527.00			540,459.00		(540,459.00)
238100	1994	292,508.00	6,725.00		(52.00)		6,777.00
238200	1994	43,956.00					-
238300	1994	-					-
238400	1994	-					-
239220	1994	3,255.00	400.00		-		400.00
239400	1994	603.00	-		-		-
239500	1994	-					-
239620	1994	-					-
339010	1994	-					-
339010	1994	(2,931.00)					-
339040	1994	525.00					-
339060	1994	761.00					-
339100	1994	-					-
339220	1994	128,910.00	78,304.00		304.00		78,000.00
339300	1994	-					-
339400	1994	-					-
339400	1994	561,980.00	108,578.00		8,912.00		99,666.00
339500	1994	24,958.00	4,822.00		396.00		4,426.00
339620	1994	370,828.00	71,646.00		5,881.00		65,765.00
339700	1994	43,479.00	458.00		1,452.00		(994.00)
131100	1995	258,855.00	1,279.00		21,369.00	(4.00)	(20,094.00)
131200	1995	8,391,354.00	41,471.00		687,152.00	(139.00)	(645,820.00)
131400	1995	4,566,240.00	22,567.00		376,944.00	(75.00)	(354,452.00)
131500	1995	822,779.00	4,066.00		67,921.00	(14.00)	(63,869.00)
131600	1995	114,896.00	568.00		9,485.00	(2.00)	(8,919.00)
133100	1995	8,621.00			940.00		(940.00)
133100	1995	237.00			26.00		(26.00)
133200	1995	1,016.00			111.00		(111.00)
133400	1995	143,390.00			15,641.00		(15,641.00)
133500	1995	1,603.00			175.00		(175.00)
133500	1995	920.00			100.00		(100.00)
134300	1995	13,003.00			479.00		(479.00)
134400	1995	16,367.00			603.00		(603.00)
134500	1995	36,041.00			1,329.00		(1,329.00)
134600	1995	1,263.00			47.00		(47.00)
135210	1995	3,295.00	57.00		95.00		(38.00)
135310	1995	582,642.00	9,988.00		16,868.00		(6,880.00)
135400	1995	-					-
135500	1995	27,541.00	1,127.00	7,052.00	32,034.00	(776.00)	(24,631.00)
135600	1995	33,122.00	1,356.00	8,481.00	38,526.00	(933.00)	(29,622.00)
136100	1995	22,668.00	410.00		210.00	(5.00)	195.00
136100	1995	-					-
136200	1995	294,542.00	5,321.00		2,734.00	(63.00)	2,524.00
136200	1995	349,800.00	6,319.00		3,247.00	(75.00)	2,997.00
136400	1995	165,819.00	13,724.00		229,233.00	(46.00)	(215,555.00)
136500	1995	348,063.00	28,807.00		481,174.00	(96.00)	(452,463.00)
136600	1995	18,148.00	1,502.00		25,088.00	(5.00)	(23,591.00)
136700	1995	214,389.00	17,744.00		296,378.00	(59.00)	(278,693.00)
136800	1995	(762,161.00)	63,080.00	-	1,053,638.00	211.00	(990,347.00)
136910	1995	2,923.00	242.00		4,041.00	(1.00)	(3,800.00)
136920	1995	11,188.00	926.00		15,467.00	(3.00)	(14,544.00)
137000	1995	318,861.00	26,390.00		440,805.00	(88.00)	(414,503.00)
137310	1995	346,204.00	28,653.00		478,604.00	(96.00)	(450,047.00)
137320	1995	181,761.00	15,043.00		251,273.00	(50.00)	(236,280.00)
137340	1995	-					-
137340	1995	-					-
139220	1995	-					-
139400	1995	8,309.00	214.00		2.00		212.00
139400	1995	-					-
139500	1995	46,025.00	1,186.00		8.00		1,178.00
139620	1995	-					-
235240	1995	2,911.00			1,694.00		(1,694.00)

Attachment to Response to DOD-FEA-1 Question No. 14

Louisville Gas & Electric Company
Salvage & Cost of Removal Study 1972 - Q2 2020

Page 1721 of 2358

Garrett/Spanos

Acct	Year	Ret	Salvage	CP Salvage	Removal	CP Removal	Net Salvage
235250	1995	4,276.00			2,488.00		(2,488.00)
235300	1995	18,779.00			10,925.00		(10,925.00)
235400	1995	4,556.00			2,651.00		(2,651.00)
235600	1995	149,973.00			87,247.00		(87,247.00)
237520	1995	-					-
237600	1995	195,058.00	2,158.00	31,171.00	109,917.00	(18,177.00)	(94,765.00)
237800	1995	13,973.00	1,769.00	3,700.00	7,039.00	(4,000.00)	(5,570.00)
237900	1995	245.00	31.00	65.00	123.00	(70.00)	(97.00)
238000	1995	478,218.00	5,292.00	76,421.00	269,480.00	(44,563.00)	(232,330.00)
238100	1995	385,541.00	4,266.00	61,611.00	217,256.00	(35,927.00)	(187,306.00)
238200	1995	77,216.00	854.00	12,339.00	43,512.00	(7,195.00)	(37,514.00)
238300	1995	101,036.00	1,118.00	16,146.00	56,935.00	(9,415.00)	(49,086.00)
238400	1995	14,886.00	165.00	2,379.00	8,389.00	(1,387.00)	(7,232.00)
239220	1995	24,778.00					-
239400	1995	69,094.00	15,502.00				15,502.00
239400	1995	8,585.00	1,926.00				1,926.00
239500	1995	16,412.00	3,682.00				3,682.00
239620	1995	-					-
339010	1995	3,418,073.00			44,439.00		(44,439.00)
339010	1995	81,451.00			1,059.00		(1,059.00)
339040	1995	-					-
339060	1995	-					-
339100	1995	79,104.00	1,050.00		1,386.00		(336.00)
339220	1995	-					-
339300	1995	25,981.00			46.00		(46.00)
339400	1995	7,086.00			12.00		(12.00)
339400	1995	-					-
339700	1995	1,667,024.00	281.00		21,942.00		(21,661.00)
131100	1996	135,288.00	6,329.00		54,054.00	(131.00)	(47,856.00)
131200	1996	2,043,488.00	95,593.00		612,578.00	(1,976.00)	(518,961.00)
131400	1996	1,314,385.00	61,486.00		529,534.00	(1,271.00)	(469,319.00)
131500	1996	348,770.00	16,315.00		140,511.00	(337.00)	(124,533.00)
131600	1996	386,595.00	18,085.00		155,750.00	(374.00)	(138,039.00)
133500	1996	4,073.00					-
134400	1996	50,000.00			5,018.00		(5,018.00)
135210	1996	5,519.00			37.00		(37.00)
135310	1996	449,821.00			3,000.00		(3,000.00)
135400	1996	26,231.00	5,363.00	917.00	50,281.00	(127.00)	(44,128.00)
135500	1996	20,902.00	4,274.00	730.00	40,066.00	(101.00)	(35,163.00)
135600	1996	67,890.00	13,881.00	2,373.00	130,137.00	(329.00)	(114,212.00)
136100	1996	45,010.00			1,134.00	(854.00)	(1,988.00)
136100	1996						-
136200	1996	1,449,388.00			36,529.00	(27,493.00)	(64,022.00)
136200	1996	2,852.00			72.00	(54.00)	(126.00)
136400	1996	202,113.00	25,816.00	4,472.00	101,841.00	(9,518.00)	(81,071.00)
136500	1996	388,888.00	49,672.00	8,605.00	195,954.00	(18,314.00)	(155,991.00)
136600	1996	16,344.00	2,088.00	362.00	8,235.00	(770.00)	(6,555.00)
136700	1996	408,232.00	52,143.00	9,033.00	205,701.00	(19,225.00)	(163,750.00)
136800	1996	395,687.00	50,541.00	8,756.00	199,380.00	(18,635.00)	(158,718.00)
136910	1996	-					-
136920	1996	11,661.00	1,490.00	258.00	5,876.00	(549.00)	(4,677.00)
137000	1996	246,480.00	31,483.00	5,454.00	124,197.00	(11,608.00)	(98,868.00)
137310	1996	413,959.00	52,875.00	9,160.00	208,587.00	(19,495.00)	(166,047.00)
137320	1996	481,179.00	61,461.00	10,648.00	242,458.00	(22,661.00)	(193,010.00)
137340	1996	-					-
137340	1996	-					-
139220	1996	-					-
139400	1996	3,539.00					-
139400	1996	1,212.00					-
139500	1996	9,396.00					-
139620	1996	62,362.00					-
235240	1996	21,155.00			2,095.00		(2,095.00)
235250	1996	23,940.00			2,371.00		(2,371.00)
235300	1996	127,839.00			12,661.00		(12,661.00)
235400	1996	5,047.00			500.00		(500.00)
235600	1996	32,747.00			3,243.00		(3,243.00)
237520	1996	230,334.00	1,703.00		1,590.00		113.00
237600	1996	389,237.00	7,611.00	498.00	111,637.00	(5,149.00)	(108,677.00)
237800	1996	12,427.00	92.00		86.00		6.00
237900	1996	689.00	5.00		5.00		-
238000	1996	940,163.00	18,383.00	1,202.00	269,649.00	(12,436.00)	(262,500.00)
238100	1996	474,521.00	9,279.00	607.00	136,097.00	(6,277.00)	(132,488.00)
238200	1996	161,191.00	3,152.00	206.00	46,231.00	(2,132.00)	(45,005.00)
238300	1996	-					-
238400	1996	-					-
239220	1996	21,671.00					-
239400	1996	18,483.00					-
239400	1996	5,733.00					-

Attachment to Response to DOD-FEA-1 Question No. 14

Louisville Gas & Electric Company
Salvage & Cost of Removal Study 1972 - Q2 2020

Page 1722 of 2358

Garrett/Spanos

Acct	Year	Ret	Salvage	CP Salvage	Removal	CP Removal	Net Salvage
239500	1996	-					-
239620	1996	83,142.00					-
339010	1996	-					-
339010	1996	4,379.00	3,450.00		34,184.00		(30,734.00)
339040	1996	-					-
339060	1996	-					-
339100	1996	-					-
339220	1996	-					-
339300	1996	4,526.00	5,845.00				5,845.00
339400	1996	-					-
339400	1996	-					-
339700	1996	808,552.00			5,046.00		(5,046.00)
131100	1997	70,532.00	8,625.00		8,504.00		121.00
131200	1997	1,563,889.00	191,250.00		188,562.00		2,688.00
131400	1997	612,710.00	74,929.00		73,876.00		1,053.00
131500	1997	1,032,181.00	126,227.00		124,452.00		1,775.00
131600	1997	63,113.00	7,719.00		7,610.00		109.00
133100	1997	400.00	-		10,359.00		(10,359.00)
134400	1997	50,000.00	-		342.00		(342.00)
135310	1997	304,959.00	14,615.00		33,813.00		(19,198.00)
135500	1997	354,471.00	16,988.00		39,303.00		(22,315.00)
135600	1997	220,263.00	10,557.00		24,422.00		(13,865.00)
136200	1997	165,816.00	32,463.00		83,197.00		(50,734.00)
136200	1997	5,490.00	1,075.00		2,755.00		(1,680.00)
136400	1997	270,517.00	52,961.00		135,729.00		(82,768.00)
136500	1997	397,305.00	77,784.00		199,344.00		(121,560.00)
136600	1997	1,108.00	217.00		556.00		(339.00)
136700	1997	232,609.00	45,540.00		116,709.00		(71,169.00)
136800	1997	398,770.00	78,070.00		200,079.00		(122,009.00)
136910	1997	2,975.00	582.00		1,493.00		(911.00)
136920	1997	6,788.00	1,329.00		3,406.00		(2,077.00)
137000	1997	350,453.00	68,611.00		175,837.00		(107,226.00)
137310	1997	468,372.00	91,697.00		235,001.00		(143,304.00)
137320	1997	464,297.00	90,899.00		232,957.00		(142,058.00)
139400	1997	368.00	-		-		-
139500	1997	9,102.00	-		-		-
235250	1997	26,774.00	263.00		5,163.00		(4,900.00)
235300	1997	5,472.00	54.00		1,055.00		(1,001.00)
235400	1997	13,065.00	128.00		2,520.00		(2,392.00)
235500	1997	16,710.00	165.00		3,223.00		(3,058.00)
237600	1997	124,701.00	2,071.00		17,221.00		(15,150.00)
237800	1997	22,261.00	370.00		3,074.00		(2,704.00)
238000	1997	940,912.00	15,628.00		129,938.00		(114,310.00)
238100	1997	483,568.00	8,032.00		66,780.00		(58,748.00)
238200	1997	165,516.00	2,749.00		22,858.00		(20,109.00)
239400	1997	1,040.00	-		-		-
239400	1997	3,913.00	-		-		-
339010	1997	277,421.00	507.00		23,350.00		(22,843.00)
339040	1997	9,569.00	17.00		805.00		(788.00)
339300	1997	969.00	2.00		82.00		(80.00)
339700	1997	638,377.00	1,167.00		53,732.00		(52,565.00)
131100	1998	448,015.00	-		207,901.00		(207,901.00)
131200	1998	2,744,038.00	-		1,273,372.00		(1,273,372.00)
131400	1998	-	-		-		-
131500	1998	-	-		-		-
131600	1998	-	-		-		-
135310	1998	7,839.00	9.00		11,273.00		(11,264.00)
135400	1998	110,605.00	129.00		159,051.00		(158,922.00)
135500	1998	16,195.00	19.00		23,289.00		(23,270.00)
135600	1998	81,524.00	95.00		117,232.00		(117,137.00)
135800	1998	131,846.00	155.00		189,594.00		(189,439.00)
136100	1998	11,183.00	2,677.00		11,342.00		(8,665.00)
136200	1998	42,480.00	10,168.00		43,085.00		(32,917.00)
136400	1998	118,509.00	28,365.00		120,198.00		(91,833.00)
136500	1998	236,765.00	56,670.00		240,139.00		(183,469.00)
136600	1998	1,075.00	257.00		1,090.00		(833.00)
136700	1998	21,926.00	5,248.00		22,238.00		(16,990.00)
136800	1998	160,617.00	38,444.00		162,906.00		(124,462.00)
136910	1998	2,780.00	665.00		2,820.00		(2,155.00)
136920	1998	5,559.00	1,331.00		5,638.00		(4,307.00)
137000	1998	147,240.00	35,242.00		149,338.00		(114,096.00)
137310	1998	262,260.00	62,772.00		265,997.00		(203,225.00)
137320	1998	133,352.00	31,918.00		135,254.00		(103,336.00)
235250	1998	850.00	-		337.00		(337.00)
235300	1998	22,329.00	-		8,855.00		(8,855.00)
237600	1998	520,442.00	475.00		74,074.00		(73,599.00)
237800	1998	13,787.00	13.00		1,962.00		(1,949.00)
237900	1998	6,061.00	6.00		863.00		(857.00)

Attachment to Response to DOD-FEA-1 Question No. 14

Louisville Gas & Electric Company
Salvage & Cost of Removal Study 1972 - Q2 2020

Page 1723 of 2358

Garrett/Spanos

Acct	Year	Ret	Salvage	CP Salvage	Removal	CP Removal	Net Salvage
238000	1998	1,328,402.00	1,212.00		189,071.00		(187,859.00)
238100	1998	111,986.00	102.00		15,939.00		(15,837.00)
238200	1998	22,875.00	20.00		3,256.00		(3,236.00)
239400	1998	13,707.00	-		-		-
239400	1998	17,600.00	-		-		-
339010	1998	26,365.00	1,755.00		(28,703.00)		30,458.00
339700	1998	105,064.00	6,993.00		(114,380.00)		121,373.00
131100	1999	110,093.00	697.00		36,068.00		(35,371.00)
131200	1999	6,407,359.00	41,005.00		2,121,390.00		(2,080,385.00)
131400	1999	5,000.00	34.00		1,782.00		(1,748.00)
131500	1999	2,918.00	21.00		1,040.00		(1,019.00)
131600	1999	-	-		-		-
134300	1999	-	-		14,899.00		(14,899.00)
135320	1999	-	-		107,665.00		(107,665.00)
136400	1999	10,018.00	59,952.00		70,733.00		(10,781.00)
136500	1999	20,082.00	120,179.00		141,791.00		(21,612.00)
136700	1999	3,140.00	18,791.00		22,170.00		(3,379.00)
139210	1999	67,299.00	-		-		-
139220	1999	10,629.00	-		-		-
139400	1999	81,365.00	-		-		-
139610	1999	95,125.00	-		-		-
139620	1999	2,710.00	-		-		-
230200	1999	200.00	-		-		-
235250	1999	14,560.00	-		827.00		(827.00)
235300	1999	49,669.00	-		2,822.00		(2,822.00)
235400	1999	8,000.00	-		455.00		(455.00)
237600	1999	3,685,503.00	-		778,706.00		(778,706.00)
238000	1999	714,531.00	-		150,973.00		(150,973.00)
239210	1999	318,611.00	-		-		-
239220	1999	11,805.00	-		-		-
330200	1999	500.00	-		-		-
330300	1999	11,232,729.00	-		-		-
339010	1999	15,527.00	(664.00)		10,150.00		(10,814.00)
339100	1999	1,597,740.00	-		-		-
339210	1999	74,705.00	-		-		-
339700	1999	284,763.00	(12,179.00)		186,148.00		(198,327.00)
131100	2000	40,964.00	-		-		-
131200	2000	1,939,284.00	319,613.00		549,421.00		(229,808.00)
131500	2000	671,474.00	-		16,128.00		(16,128.00)
133200	2000	8,455.00	-		10,197.00		(10,197.00)
133600	2000	5,682.00	-		6,852.00		(6,852.00)
134300	2000	3,969.00	-		-		-
135310	2000	1,515.00	16,998.00		105,112.00		(88,114.00)
135500	2000	33,756.00	-		-		-
135600	2000	19,149.00	-		-		-
136100	2000	2,139.00	-		-		-
136200	2000	37,760.00	-		-		-
136400	2000	63,143.00	121,595.00		649,282.00		(527,687.00)
136500	2000	85,859.00	173,188.00		694,247.00		(521,059.00)
136600	2000	216.00	104.00		183.00		(79.00)
136700	2000	24,745.00	12,836.00		27,465.00		(14,629.00)
136810	2000	331,941.00	359,601.00		36,895.00		322,706.00
136820	2000	29,598.00	-		-		-
137310	2000	57,375.00	2,598.00		120,443.00		(117,845.00)
137320	2000	47,742.00	30,303.00		71,491.00		(41,188.00)
139210	2000	828,624.00	42,937.00		(41,842.00)		84,779.00
139220	2000	13,048.00	803.00		(692.00)		1,495.00
139400	2000	10,056.00	-		-		-
139610	2000	254,699.00	15,676.00		(13,505.00)		29,181.00
235140	2000	1,765.00	-		-		-
235250	2000	10,993.00	-		-		-
235300	2000	6,702.00	-		-		-
235600	2000	78,203.00	-		-		-
235700	2000	1,384.00	-		-		-
237520	2000	20,000.00	-		11.00		(11.00)
237600	2000	448,171.00	46,252.00		520,718.00		(474,466.00)
237800	2000	73,203.00	-		89.00		(89.00)
237900	2000	5,828.00	-		-		-
238000	2000	2,034,330.00	-		105,438.00		(105,438.00)
238100	2000	843,384.00	-		-		-
238200	2000	81,721.00	-		-		-
238300	2000	17,649.00	-		-		-
238400	2000	19,750.00	-		-		-
238500	2000	4,370.00	-		-		-
239210	2000	565,832.00	(4,665.00)		(21,861.00)		17,196.00
239220	2000	9,202.00	566.00		(488.00)		1,054.00
239500	2000	2,168.00	-		-		-
239610	2000	39,994.00	2,461.00		(2,121.00)		4,582.00

Attachment to Response to DOD-FEA-1 Question No. 14

Louisville Gas & Electric Company
Salvage & Cost of Removal Study 1972 - Q2 2020

Page 1724 of 2358

Garrett/Spanos

Acct	Year	Ret	Salvage	CP Salvage	Removal	CP Removal	Net Salvage
330200	2000	200.00	-		-		-
330310	2000	5,497,388.00	-		-		-
339010	2000	49,928.00	243,700.00		226,988.00		16,712.00
339131	2000	9,166,032.00	-		-		-
339210	2000	87,800.00	(2,229.00)		(3,082.00)		853.00
339400	2000	10,759.00	662.00		(570.00)		1,232.00
339700	2000	14,328.00	-		-		-
131020	2001	6,216.00	-		-		-
131100	2001	171,276.00	-		990.00		(990.00)
131200	2001	8,057,111.00	-		330,086.00		(330,086.00)
131500	2001	34,589.00	-		-		-
131600	2001	-	-		-		-
135310	2001	40,883.00	-		-		-
135500	2001	28,631.00	18.00		2,777.00		(2,759.00)
135600	2001	9,747.00	6.00		2,212.00		(2,206.00)
136200	2001	424,172.00	-		5,081.00		(5,081.00)
136400	2001	239,428.00	10,685.00		111,588.00		(100,903.00)
136500	2001	415,337.00	5,178.00	(6,667.00)	231,781.00		(233,270.00)
136600	2001	14,706.00	511.00		2,914.00		(2,403.00)
136700	2001	41,770.00	116.00		52,579.00		(52,463.00)
136920	2001	2,294.00	-		7,648.00		(7,648.00)
137310	2001	74,135.00	435.00		17,086.00		(16,651.00)
137320	2001	144,489.00	2,059.00		172,258.00		(170,199.00)
139210	2001	787,692.00	-		-		-
139610	2001	51,214.00	-		-		-
235300	2001	36,423.00	-		-		-
235400	2001	13,788.00	-		-		-
235500	2001	2,509.00	-		-		-
237600	2001	206,172.00	13,136.00		51,153.00		(38,017.00)
237800	2001	5,849.00	-		-		-
238000	2001	3,198,483.00	24,468.00		104,311.00		(79,843.00)
238100	2001	394,024.00	-		-		-
238200	2001	56,381.00	-		-		-
239210	2001	834,850.00	-		-		-
239610	2001	192,918.00	-		-		-
330300	2001	718,222.00	-		-		-
339030	2001	20,419.00	563.00		-		563.00
339210	2001	21,759.00	-		-		-
131100	2002	111,468.00	-		-		-
131200	2002	5,505,871.00	-		495,797.00		(495,797.00)
131400	2002	94,480.00	-		-		-
131500	2002	102,272.00	-		-		-
131600	2002	-	-		537.00		(537.00)
133500	2002	3,647.00	76.00		14.00		62.00
134300	2002	49,334.00	-		-		-
134400	2002	191,176.00	-		19,600.00		(19,600.00)
135310	2002	1,222,628.00	-		27,845.00		(27,845.00)
136200	2002	857.00	-		255.00		(255.00)
136400	2002	103,870.00	2,257.00		664,097.00		(661,840.00)
136500	2002	321,801.00	2,230.00	(5,210.00)	240,218.00		(243,198.00)
136600	2002	41,863.00	-		6,954.00		(6,954.00)
136700	2002	286,355.00	1,674.00		68,961.00		(67,287.00)
136800	2002	837,394.00	229,205.00		240,244.00		(11,039.00)
136920	2002	41,513.00	-		171,349.00		(171,349.00)
137010	2002	215,982.00	762.00		-		762.00
137020	2002	64,514.00	228.00		-		228.00
137310	2002	193,896.00	18,069.00		251,426.00		(233,357.00)
137320	2002	230,965.00	252.00		(81,625.00)		81,877.00
139210	2002	1,629,220.00	102,042.00		1,792.00		100,250.00
139500	2002	3,691.00	-		-		-
139610	2002	164,237.00	3,408.00		619.00		2,789.00
235400	2002	268,374.00	-		1,229.00		(1,229.00)
235600	2002	59,534.00	-		1,767.00		(1,767.00)
235700	2002	563.00	-		-		-
237520	2002	60.00	-		-		-
237600	2002	749,343.00	4,095.00		268,857.00		(264,762.00)
237800	2002	8,998.00	-		-		-
238000	2002	1,598,106.00	1,932.00		182,196.00		(180,264.00)
239210	2002	1,391,962.00	(99,569.00)		2,591.00		(102,160.00)
239500	2002	9,070.00	-		-		-
239610	2002	464,971.00	(36,372.00)		408.00		(36,780.00)
330300	2002	1,064,685.00	-		-		-
339010	2002	275,234.00	-		11,716.00		(11,716.00)
339110	2002	3,153.00	-		-		-
339120	2002	836.00	-		-		-
339130	2002	2,000,290.00	-		-		-
339131	2002	899,462.00	-		-		-
339210	2002	34,305.00	712.00		129.00		583.00

Attachment to Response to DOD-FEA-1 Question No. 14

Louisville Gas & Electric Company
Salvage & Cost of Removal Study 1972 - Q2 2020

Page 1725 of 2358

Garrett/Spanos

Acct	Year	Ret	Salvage	CP Salvage	Removal	CP Removal	Net Salvage
339300	2002	8,778.00	-	-	-	-	-
339400	2002	718.00	-	-	-	-	-
339610	2002	201,261.00	-	-	-	-	-
339620	2002	2,196.00	-	-	-	-	-
339700	2002	7,983.00	-	-	-	-	-
131100	2003	865,133.31	-	-	100,648.88	-	(100,648.88)
131200	2003	7,090,284.56	-	-	960,482.71	951,288.20	(9,194.51)
131400	2003	3,077,538.11	-	-	277,920.44	-	(277,920.44)
131500	2003	74,452.00	-	-	-	-	-
131600	2003	1,599.74	-	-	436.53	-	(436.53)
131700	2003	0.05	-	-	-	-	-
133300	2003	16,963.65	-	-	26,050.65	-	(26,050.65)
134200	2003	4,128.41	-	-	8,322.00	-	(8,322.00)
134300	2003	1,344,213.36	-	-	-	-	-
135310	2003	13,874.71	-	-	8599.36	-	(8,599.36)
135500	2003	124,059.93	(516.11)	-	26,318.91	-	(26,835.02)
135600	2003	4,695.47	-	-	12,476.20	-	(12,476.20)
136100	2003	1,425.82	-	-	-	-	-
136200	2003	2,123.71	-	-	5,307.57	-	(5,307.57)
136400	2003	91,958.95	501.89	-	742,602.42	-	(742,100.53)
136500	2003	1,357,459.11	73.05	-	283,054.87	-	(282,981.82)
136700	2003	52,468.39	-	-	27,632.33	-	(27,632.33)
136810	2003	278,958.00	168,491.37	-	305,026.23	-	(136,534.86)
136820	2003	48,355.18	-	-	188,861.67	-	(188,861.67)
136920	2003	94,956.81	-	-	161,654.26	-	(161,654.26)
137010	2003	1,040,572.56	-	-	-	-	-
137020	2003	158,889.80	-	-	-	-	-
137310	2003	66,928.19	-	-	94,331.25	-	(94,331.25)
137320	2003	207,199.52	-	-	208,661.86	-	(208,661.86)
139210	2003	2,059,944.62	-	-	-	-	-
139610	2003	132,399.51	-	-	-	-	-
235300	2003	32,116.18	-	-	-	-	-
237600	2003	509,410.00	1,302.93	-	236,891.25	-	(235,588.32)
237800	2003	2,957.31	-	-	-	-	-
237900	2003	83,859.07	-	-	-	-	-
238000	2003	1,485,701.55	14.85	-	496,682.85	-	(496,668.00)
238100	2003	2,654,883.32	-	-	-	-	-
238200	2003	2,644,530.07	-	-	-	-	-
238300	2003	231,004.86	-	-	41,253.58	-	(41,253.58)
238400	2003	112,144.92	-	-	16,523.41	-	(16,523.41)
239210	2003	99,968.79	-	-	-	-	-
239610	2003	237,390.57	-	-	-	-	-
339010	2003	449,588.26	-	-	192,691.88	-	(192,691.88)
339030	2003	3,428.37	-	-	-	-	-
339131	2003	4,961,383.85	-	-	-	-	-
339210	2003	33,832.13	-	-	-	-	-
339220	2003	3,112.35	-	-	-	-	-
339610	2003	3,133.12	-	-	-	-	-
131100	2004	629,198.89	-	-	260,811.58	-	(260,811.58)
131200	2004	6,901,489.20	-	-	1,994,238.81	-	(1,994,238.81)
131400	2004	1,160,156.82	-	-	373,601.15	-	(373,601.15)
131500	2004	829,101.35	-	-	26,830.43	-	(26,830.43)
131600	2004	159,412.75	-	-	4,944.09	-	(4,944.09)
133200	2004	12,512.16	-	-	-	-	-
133500	2004	2,554.13	-	-	1,752.74	-	(1,752.74)
134100	2004	9,265.48	-	-	6,707.00	-	(6,707.00)
134200	2004	4,465.09	-	-	-	-	-
134300	2004	133,031.60	-	-	(1,270,131.94)	-	1,270,131.94
135310	2004	263,024.29	-	-	36,771.81	-	(36,771.81)
135500	2004	562.56	-	-	8,868.30	-	(8,868.30)
136200	2004	261,150.59	-	-	67,251.12	-	(67,251.12)
136400	2004	32,131.99	414.12	-	426,047.13	-	(425,633.01)
136500	2004	37,393.03	38.58	-	516,936.22	-	(516,897.64)
136600	2004	1,531.51	-	-	21,407.50	-	(21,407.50)
136700	2004	17,851.95	-	-	146,249.12	-	(146,249.12)
137310	2004	31,777.43	-	-	16,865.18	-	(16,865.18)
137320	2004	171,679.44	-	-	72,029.03	-	(72,029.03)
139210	2004	919,185.94	(7,269.47)	-	3,410.82	-	(10,680.29)
139500	2004	15,178.59	-	-	-	-	-
235120	2004	880.73	-	-	848.77	-	(848.77)
235140	2004	381.57	-	-	2,579.67	-	(2,579.67)
235210	2004	3,803.96	-	-	360.11	-	(360.11)
235250	2004	14,297.16	-	-	74,770.18	-	(74,770.18)
235300	2004	92,230.13	-	-	44,595.37	-	(44,595.37)
235400	2004	8,379.90	-	-	5,148.74	-	(5,148.74)
235600	2004	64,917.37	-	-	6,238.00	-	(6,238.00)
236700	2004	7,950.19	-	-	5,692.78	-	(5,692.78)
237600	2004	153,466.27	5,947.69	-	234,478.18	-	(228,530.49)

Attachment to Response to DOD-FEA-1 Question No. 14

Louisville Gas & Electric Company
Salvage & Cost of Removal Study 1972 - Q2 2020

Page 1726 of 2358

Garrett/Spanos

Acct	Year	Ret	Salvage	CP Salvage	Removal	CP Removal	Net Salvage
237800	2004	74,549.04	-	-	19,058.82	-	(19,058.82)
237900	2004	57,724.03	-	-	53,866.63	-	(53,866.63)
238000	2004	217,829.80	-	-	123,223.54	-	(123,223.54)
238100	2004	55,970.09	-	-	-	-	-
238200	2004	46,822.06	-	-	-	-	-
239210	2004	217,646.01	1,368.09	-	(149,718.57)	-	151,086.66
239610	2004	50,179.86	180.83	-	77.59	-	103.24
330300	2004	17,658,936.18	-	-	-	-	-
339010	2004	994,068.39	-	-	112,046.80	-	(112,046.80)
339020	2004	1,190,893.32	-	-	45,675.60	-	(45,675.60)
339110	2004	22,391.05	-	-	-	-	-
339120	2004	1,198.55	-	-	-	-	-
339130	2004	1,233,294.92	-	-	-	-	-
339210	2004	56,850.71	466.11	-	100.04	-	366.07
339300	2004	9,970.59	-	-	-	-	-
339400	2004	252.35	-	-	-	-	-
339700	2004	437,794.18	-	-	23,147.29	-	(23,147.29)
339710	2004	241,279.23	-	-	-	-	-
131100	2005	921,450.00	-	-	114,744.17	-	(114,744.17)
131200	2005	4,197,701.00	-	-	1,079,107.73	-	(1,079,107.73)
131400	2005	464,123.00	-	-	60,425.48	-	(60,425.48)
131100	2006	697,723.53	-	-	278,679.61	-	(278,679.61)
131200	2006	27,711,972.48	577,579.57	-	10,223,500.87	-	(9,645,921.30)
131400	2006	2,965,022.02	-	-	532,311.62	-	(532,311.62)
131500	2006	1,043,303.53	-	-	59,113.06	-	(59,113.06)
131600	2006	85,294.24	-	-	1,236.93	-	(1,236.93)
133100	2006	7,649.96	-	-	76,939.27	-	(76,939.27)
133200	2006	28,263.89	-	-	11,079.81	-	(11,079.81)
133300	2006	6,705.31	-	-	43,415.36	-	(43,415.36)
133400	2006	154,675.70	-	-	84,221.20	-	(84,221.20)
133500	2006	6,783.70	-	-	6,872.83	-	(6,872.83)
134100	2006	482,673.47	-	-	18,000.00	-	(18,000.00)
134200	2006	120,034.85	-	-	-	-	-
134300	2006	6,824,068.30	-	-	51,591.13	-	(51,591.13)
134400	2006	451,117.33	-	-	-	-	-
134500	2006	360,897.21	-	-	-	-	-
134600	2006	24,766.29	-	-	-	-	-
135210	2006	1,392.15	-	-	542.62	-	(542.62)
135310	2006	2,146,396.96	-	-	367,594.83	-	(367,594.83)
135400	2006	1,876.99	-	-	10,949.73	-	(10,949.73)
135500	2006	243,925.39	-	-	329,614.95	458,909.32	129,294.37
135600	2006	187,303.74	12,503.78	-	247,786.07	190,852.11	(44,430.18)
135800	2006	20,825.16	-	-	-	-	-
136100	2006	19,330.22	-	-	14,657.28	-	(14,657.28)
136200	2006	639,554.25	-	-	239,122.39	-	(239,122.39)
136400	2006	57,426.47	-	-	290,070.24	-	(290,070.24)
136500	2006	95,400.17	-	-	434,964.22	-	(434,964.22)
136700	2006	5,805.45	-	-	7,816.20	-	(7,816.20)
136810	2006	881,630.61	40,523.18	-	225,621.29	-	(185,098.11)
136820	2006	110,306.66	-	-	416,881.87	-	(416,881.87)
136910	2006	689.20	-	-	223.41	-	(223.41)
136920	2006	17.66	-	-	5,617.30	-	(5,617.30)
137010	2006	1,626,634.94	-	-	-	-	-
137020	2006	409,163.02	-	-	-	-	-
137310	2006	81,276.06	-	-	-	-	-
137320	2006	103,176.88	-	-	-	-	-
139220	2006	42,875.87	-	-	-	-	-
139400	2006	92,702.07	-	-	(2,460.00)	-	2,460.00
139500	2006	36,895.28	-	-	-	-	-
139610	2006	26,090.46	-	-	-	-	-
139620	2006	94,399.14	-	-	-	-	-
235120	2006	2,609.62	-	-	12,437.53	-	(12,437.53)
235140	2006	2,233.59	-	-	864.00	-	(864.00)
235250	2006	48,825.27	-	-	32,192.18	-	(32,192.18)
235300	2006	128,440.62	1,717.64	-	79,226.84	-	(77,509.20)
235400	2006	373,259.43	-	-	31,920.68	-	(31,920.68)
235500	2006	7,143.01	-	-	5,202.16	-	(5,202.16)
235600	2006	213,644.62	-	-	3,460.12	-	(3,460.12)
235700	2006	4,811.50	-	-	20,640.31	-	(20,640.31)
236700	2006	8,337.88	-	-	51,392.27	-	(51,392.27)
237520	2006	283,132.53	-	-	1,779.99	-	(1,779.99)
237600	2006	123,037.60	-	-	254,316.63	-	(254,316.63)
237800	2006	627,149.99	-	-	46,989.96	-	(46,989.96)
237900	2006	10,469.81	-	-	24,384.95	-	(24,384.95)
238000	2006	340.40	-	-	241.45	-	(241.45)
238100	2006	1,599,911.61	-	-	-	-	-
238200	2006	539,557.53	-	-	-	-	-
238300	2006	377,313.38	-	-	-	-	-

Attachment to Response to DOD-FEA-1 Question No. 14

Louisville Gas & Electric Company
Salvage & Cost of Removal Study 1972 - Q2 2020

Page 1727 of 2358

Garrett/Spanos

Acct	Year	Ret	Salvage	CP Salvage	Removal	CP Removal	Net Salvage
238400	2006	82,659.37	-		-		-
238700	2006	13,939.25	-		-		-
239220	2006	1,330.75	-		-		-
239400	2006	34,976.74	-		-		-
239500	2006	8,759.36	-		-		-
239620	2006	4,749.42	-		-		-
330300	2006	7,113,343.88	-		-		-
330320	2006	78,799.60	-		-		-
339010	2006	1,471,552.68	-		229,582.34		(229,582.34)
339020	2006	233,277.97	-		-		-
339030	2006	9,326.23	-		19,622.09		(19,622.09)
339110	2006	125,396.38	-		-		-
339120	2006	24,215.56	6,500.05		3,674.45		2,825.60
339130	2006	11,211,349.48	-		20,383.82		(20,383.82)
339131	2006	6,178,713.10	-		146,073.56		(146,073.56)
339300	2006	9,077.74	-		-		-
339400	2006	168,935.56	33,500.00		-		33,500.00
339700	2006	123,119.38	-		30,503.77		(30,503.77)
339800	2006	430,953.04	-		3,340.02		(3,340.02)
131100	2007	78,459.59	-		3,893.59		(3,893.59)
131200	2007	3,095,536.79	269,883.65	11206.43	815,489.89		(534,399.81)
131400	2007	115,564.59	-		2,599.70		(2,599.70)
131500	2007	106,068.47	-	500	23,111.22		(22,611.22)
131600	2007	76,996.44	-		-		-
133100	2007	1,101,085.23	-		417,395.32		(417,395.32)
133200	2007	22,245.59	-		8,432.78		(8,432.78)
133300	2007	973,654.70	-		369,089.42		(369,089.42)
133400	2007	27,343.56	-		10,365.30		(10,365.30)
133500	2007	43,897.85	-		16,640.63		(16,640.63)
133600	2007	150,050.36	-		56,880.53		(56,880.53)
134300	2007	158,697.00	-		2,644.83		(2,644.83)
135210	2007	22,942.97	-		3,751.28		(3,751.28)
135310	2007	665,338.94	-		290,611.90		(290,611.90)
135500	2007	105,187.72	-		208,464.28		(208,464.28)
135600	2007	1,291.85	-		7,585.46		(7,585.46)
136100	2007	391,030.21	-		2,485.64		(2,485.64)
136200	2007	1,258,625.73	-		72,771.65		(72,771.65)
136400	2007	1,821,555.27	40,543.39	5,846,142.48	371,343.85		5,515,342.02
136500	2007	630,024.48	10,233.17	38,784.59	1,289,243.62		(1,240,225.86)
136600	2007	2,190.19	-		16,319.60		(16,256.87)
136700	2007	121,047.21	-		132,551.00	62.73	(132,333.92)
136910	2007	2,361.86	-		215,321.41		(215,321.41)
137310	2007	84,640.82	1,237.69		18,853.76	133.92	(17,482.15)
137320	2007	164,283.03	5,866.15		65,753.32	897.12	(58,990.05)
139210	2007	257,535.41	-		-		-
139220	2007	18,322.92	-		487.32		(487.32)
139500	2007	7,679.98	-		-		-
235300	2007	17,940.16	-		12,936.09		(12,936.09)
235400	2007	47,351.20	-		7,738.14		(7,738.14)
235600	2007	6,129.56	-		3,414.92		(3,414.92)
237600	2007	1,556,298.10	4,646.44		47,295.88		(42,649.44)
237800	2007	10,455.20	-		1,940.93		(1,940.93)
237900	2007	19,579.58	-		6,626.59		(6,626.59)
238000	2007	14,110.31	-		76,245.84		(76,245.84)
238300	2007	217,609.06	-		56,763.32		(56,763.32)
238400	2007	29,173.78	-		70,954.05		(70,954.05)
239210	2007	980,373.85	-		-		-
239220	2007	15,738.62	-		-		-
239400	2007	2,749.11	-		-		-
239500	2007	2,729.83	-		-		-
239610	2007	574,945.88	-		-		-
239620	2007	1,844.24	-		-		-
330300	2007	4,023,890.35	-		-		-
339010	2007	1,398,874.48	-		165,304.47		(165,304.47)
339030	2007	10,295.05	-		-		-
339040	2007	74,172.67	-		-		-
339110	2007	39,919.54	-		-		-
339120	2007	9,736.63	-		-		-
339130	2007	2,828,381.40	-		-		-
339131	2007	3,353.76	-		-		-
339210	2007	48,190.15	-		-		-
339300	2007	2,200.31	-		-		-
339400	2007	32,582.96	-		-		-
339700	2007	2,574,391.53	-		62,511.20		(62,511.20)
339710	2007	39,767.38	-		-		-
131100	2008	81,615.77	-	-	16,026.72	-	(16,026.72)
131200	2008	3,796,631.33	86,661.55	-	1,500,759.61	-	(1,414,098.06)
131400	2008	7,659,947.94	-	-	46,463.87	-	(46,463.87)

Attachment to Response to DOD-FEA-1 Question No. 14

Louisville Gas & Electric Company
Salvage & Cost of Removal Study 1972 - Q2 2020

Page 1728 of 2358

Garrett/Spanos

Acct	Year	Ret	Salvage	CP Salvage	Removal	CP Removal	Net Salvage
131500	2008	32,633.33	-	-	1,064.92	-	(1,064.92)
131600	2008	37,165.58	103,285.00	-	-	-	103,285.00
133300	2008	172,006.23	-	-	891,897.16	-	(891,897.16)
134300	2008	3,094,133.74	-	-	33,967.94	-	(33,967.94)
134400	2008	94,470.38	-	-	20,158.22	-	(20,158.22)
135210	2008	405,494.80	6,215.19	-	17,056.64	-	(10,841.45)
135310	2008	3,404,433.49	54,435.74	-	139,016.52	-	(84,580.78)
135500	2008	56,089.61	-	-	279,942.11	61,010.88	(218,931.23)
135600	2008	39,170.78	7,978.22	-	62,261.05	101,787.70	47,504.87
135700	2008	22,039.56	506.23	-	1,210.83	-	(704.60)
135800	2008	191,872.90	7,130.54	-	17,055.02	-	(9,924.48)
136100	2008	2,951,209.47	-	-	3,915.21	-	(3,915.21)
136200	2008	12,592,835.75	418.85	-	217,883.02	-	(217,464.17)
136400	2008	10,375.66	-	-	48,684.89	-	(48,684.89)
136500	2008	171,790.06	156,808.30	-	74,844.86	-	81,963.44
136600	2008	-	-	-	65.43	-	(65.43)
136700	2008	1,414.32	-	-	6,663.39	-	(6,663.39)
136800	2008	29,983.30	488,929.91	-	620,637.33	-	(131,707.42)
137310	2008	-	-	-	19,412.49	-	(19,412.49)
137320	2008	-	-	-	19,071.92	-	(19,071.92)
235120	2008	3,503.48	-	-	-	-	-
235700	2008	462.83	-	-	904.64	-	(904.64)
237600	2008	1,384,154.84	462.36	-	981,404.25	-	(980,941.89)
237800	2008	13,376.58	-	-	2,307.73	-	(2,307.73)
237900	2008	9,891.21	-	-	235.85	-	(235.85)
238300	2008	402,567.00	3,794.49	-	152,046.93	-	(148,252.44)
339010	2008	324,631.18	3,503.42	-	38,069.57	-	(34,566.15)
339040	2008	95,608.32	1,535.23	-	3,671.99	-	(2,136.76)
339700	2008	1,709,330.49	26,917.77	-	77,324.69	-	(50,406.92)
339710	2008	74,089.32	1,189.70	-	2,845.53	-	(1,655.83)
131100	2009	484,516.41	-	-	172,070.26	-	(172,070.26)
131200	2009	7,012,614.99	27,191.16	-	3,099,701.32	46,526.46	(3,025,983.70)
131400	2009	754,567.93	-	-	467,257.12	1,402.50	(465,854.62)
131500	2009	197,218.87	403,041.77	-	112,277.31	2,794.37	293,558.83
131600	2009	31,209.78	-	-	2,108.79	-	(2,108.79)
131707	2009	13,009.93	-	-	-	-	-
133400	2009	1,371.95	56,678.38	-	3,619.91	-	53,058.47
134100	2009	25,423.33	-	-	13,023.35	-	(13,023.35)
134300	2009	4,821,769.11	-	-	187,922.26	-	(187,922.26)
134400	2009	156.36	6,459.59	-	412.57	-	6,047.02
134500	2009	367.54	15,183.91	-	969.75	-	14,214.16
134707	2009	78,906.72	-	-	-	-	-
135210	2009	15,069.26	-	-	9,723.41	-	(9,723.41)
135310	2009	523,412.20	-	-	250,120.34	-	(250,120.34)
135400	2009	53,942.96	-	-	38,687.19	31,627.08	(7,060.11)
135500	2009	167,619.91	2,474.50	-	441,907.18	12,816.88	(426,615.80)
135600	2009	44,701.79	1,059.88	-	423,335.46	44,575.06	(377,700.52)
135800	2009	915.55	-	-	2,800.56	-	(2,800.56)
136100	2009	40,036.21	-	-	5,591.52	-	(5,591.52)
136200	2009	894,286.06	-	-	486,882.93	-	(486,882.93)
136400	2009	887,653.76	25,499.01	-	5,000,723.21	4,988.66	(4,970,235.54)
136500	2009	2,369,625.23	155,094.12	-	7,302,957.41	30,626.89	(7,117,236.40)
136600	2009	9,719.82	611.46	-	43,216.79	883.34	(41,721.99)
136700	2009	158,363.40	54,750.47	-	1,502,941.78	28,150.57	(1,420,040.74)
136800	2009	528,347.71	125,153.73	-	692,177.81	-	(567,024.08)
136910	2009	1,605.78	-	-	230,571.05	13.05	(230,558.00)
137000	2009	1,185,222.28	-	-	-	-	-
137310	2009	5,104.27	-	-	14,491.49	496.89	(13,994.60)
137320	2009	53,584.22	-	-	62,663.31	-	(62,663.31)
139210	2009	63,429.35	-	-	-	-	-
139220	2009	1,568.93	-	-	-	-	-
139400	2009	122,157.84	-	-	-	-	-
139610	2009	24,729.40	-	-	-	-	-
235120	2009	6,180.38	-	-	1,887.22	-	(1,887.22)
235140	2009	518.90	-	-	-	-	-
235240	2009	73,032.13	-	-	156,181.55	-	(156,181.55)
235250	2009	350,717.40	-	-	19,446.67	-	(19,446.67)
235300	2009	26,987.44	-	-	25,121.41	-	(25,121.41)
235400	2009	2,248,342.48	-	-	24,276.88	-	(24,276.88)
235500	2009	1,134.21	-	-	610.99	-	(610.99)
235600	2009	18,065.88	-	-	-	-	-
235700	2009	11,542.97	-	-	57,967.72	-	(57,967.72)
235807	2009	20,139.63	-	-	-	-	-
236700	2009	5,662.32	-	-	56,744.63	-	(56,744.63)
237520	2009	27,426.45	-	-	15,606.69	-	(15,606.69)
237600	2009	3,663,952.03	-	-	380,862.62	-	(380,862.62)
237800	2009	88,462.95	-	-	27,656.90	-	(27,656.90)
237900	2009	7,011.67	-	-	2,227.36	-	(2,227.36)

Attachment to Response to DOD-FEA-1 Question No. 14

Louisville Gas & Electric Company
Salvage & Cost of Removal Study 1972 - Q2 2020

Page 1729 of 2358

Garrett/Spanos

Acct	Year	Ret	Salvage	CP Salvage	Removal	CP Removal	Net Salvage
238000	2009	3,245,937.23	-	-	3,480,405.26	-	(3,480,405.26)
238100	2009	1,524,628.32	-	-	2,321.16	-	(2,321.16)
238300	2009	461,021.81	1,730.35	-	122,130.08	-	(120,399.73)
238500	2009	15,456.54	-	-	-	-	-
239210	2009	68,039.84	-	-	-	-	-
239400	2009	107,752.67	-	-	-	-	-
239500	2009	6,756.83	-	-	-	-	-
239610	2009	20,077.59	-	-	-	-	-
239620	2009	3,569.93	-	-	-	-	-
330300	2009	13,110,855.89	-	-	-	-	-
339010	2009	298,691.41	-	-	108,109.40	-	(108,109.40)
339020	2009	19,423.05	-	-	10,990.00	-	(10,990.00)
339030	2009	42,096.79	-	-	14,611.98	-	(14,611.98)
339110	2009	617,861.38	-	-	-	-	-
339131	2009	1,242,731.80	-	-	-	-	-
339220	2009	7,589.20	-	-	-	-	-
339300	2009	13,173.24	-	-	-	-	-
339400	2009	5,830.81	-	-	-	-	-
339700	2009	101,874.49	29,830.00	-	3,036.98	-	26,793.02
131100	2010	176,038.33	-	-	90,160.11	-	(90,160.11)
131200	2010	3,987,133.65	45,461.74	-	597,884.33	-	(552,422.59)
131400	2010	103,475.19	-	-	3,278.27	-	(3,278.27)
131500	2010	20,993.35	-	-	18,899.08	-	(18,899.08)
131600	2010	18,529.19	-	-	-	-	-
131707	2010	3,300.00	-	-	-	-	-
134200	2010	174,611.95	-	-	-	-	-
134300	2010	10,198.19	-	-	-	-	-
135210	2010	200,353.49	-	-	-	-	-
135310	2010	335,978.72	-	-	161,304.30	-	(161,304.30)
135400	2010	125,471.54	21,571.29	-	115,830.42	-	(94,259.13)
135500	2010	59,795.82	-	-	59,415.06	-	(59,415.06)
135600	2010	163,189.49	75,752.62	-	81,482.44	-	(5,729.82)
136100	2010	5,399.39	-	-	13,863.91	-	(13,863.91)
136200	2010	100,421.18	-	-	114,943.01	-	(114,943.01)
136400	2010	1,151,011.95	10,659.15	-	2,155,537.98	-	(2,144,878.83)
136500	2010	2,089,939.79	31,711.79	-	2,163,476.73	-	(2,131,764.94)
136600	2010	133,387.59	10,169.04	-	483,415.52	-	(473,246.48)
136700	2010	1,179,733.24	7,785.75	-	449,798.84	-	(442,013.09)
136800	2010	190,083.01	125,183.19	-	240,110.22	-	(114,927.03)
136910	2010	22,543.84	-	-	160,033.12	-	(160,033.12)
136920	2010	63,113.58	-	-	127,293.86	-	(127,293.86)
137000	2010	75,697.63	-	-	-	-	-
137310	2010	929,572.75	3,610.89	-	2,269,681.57	-	(2,266,070.68)
137320	2010	80,771.92	1,761.11	-	352,671.67	-	(350,910.56)
137340	2010	87,546.43	96,556.53	-	59,363.99	-	37,192.54
139210	2010	276,315.95	-	-	-	-	-
139400	2010	2,121.07	-	-	-	-	-
139500	2010	1,496,151.35	-	-	-	-	-
139610	2010	56,702.98	-	-	-	-	-
235120	2010	14,163.04	-	-	-	-	-
235140	2010	25,726.34	63.60	-	47,604.60	-	(47,541.00)
235255	2010	504,705.86	-	-	3,426.96	-	(3,426.96)
235300	2010	279,620.16	-	-	60,619.20	-	(60,619.20)
235400	2010	1,094,362.53	-	-	45,190.46	-	(45,190.46)
235600	2010	58,123.18	-	-	27,449.41	-	(27,449.41)
236700	2010	6,099.28	-	-	19,917.95	-	(19,917.95)
237520	2010	4,564.22	-	-	13,832.64	-	(13,832.64)
237600	2010	1,626,955.41	-	-	54,867.61	-	(54,867.61)
237800	2010	98,140.31	-	-	27,829.44	-	(27,829.44)
237900	2010	37,748.73	-	-	12,901.50	-	(12,901.50)
238000	2010	41,171.84	-	-	58,468.50	-	(58,468.50)
238100	2010	11,215.64	-	-	-	-	-
238300	2010	918,068.90	9,300.67	-	69,069.85	-	(59,769.18)
238500	2010	12,109.47	-	-	14,344.16	-	(14,344.16)
239210	2010	139,830.54	-	-	-	-	-
239500	2010	430,026.54	-	-	-	-	-
239610	2010	35,486.97	-	-	-	-	-
330300	2010	9,699,197.65	-	-	-	-	-
339010	2010	245,204.58	-	-	148,381.44	-	(148,381.44)
339030	2010	31,313.95	-	-	8,139.96	-	(8,139.96)
339040	2010	288.19	-	-	1,000.00	-	(1,000.00)
339130	2010	14,558,299.96	-	-	-	-	-
339500	2010	22,281.50	-	-	-	-	-
339610	2010	26,626.21	-	-	-	-	-
339700	2010	10,744.41	-	-	9,833.65	-	(9,833.65)
130200	2011	100.00	-	-	-	-	-
131100	2011	2,867,780.04	-	-	687,334.08	-	(687,334.08)
131101	2011	1,329,199.92	-	-	568,245.24	-	(568,245.24)

Attachment to Response to DOD-FEA-1 Question No. 14

Louisville Gas & Electric Company
Salvage & Cost of Removal Study 1972 - Q2 2020

Page 1730 of 2358

Garrett/Spanos

Acct	Year	Ret	Salvage	CP Salvage	Removal	CP Removal	Net Salvage
131200	2011	17,737,600.22	34,636.38	-	2,541,970.32	-	(2,507,333.94)
131400	2011	3,093,988.16	-	-	109,173.37	-	(109,173.37)
131500	2011	639,406.99	-	-	243,699.76	-	(243,699.76)
131600	2011	66,011.56	-	-	-	-	-
131707	2011	732,205.04	-	-	-	-	-
133200	2011	155,564.63	-	-	-	-	-
133300	2011	55,573.58	-	-	34,591.42	-	(34,591.42)
133400	2011	18,752.79	-	-	3,760.00	-	(3,760.00)
133500	2011	52.87	-	-	-	-	-
134200	2011	95,084.46	-	-	22,263.71	-	(22,263.71)
134300	2011	864,934.42	-	-	246,197.81	-	(246,197.81)
134400	2011	46,426.53	-	-	6,632.08	-	(6,632.08)
134500	2011	8,551.95	-	-	12,756.05	-	(12,756.05)
134600	2011	1,140.74	-	-	33,120.15	-	(33,120.15)
135310	2011	1,148,920.71	-	-	69,770.99	-	(69,770.99)
135400	2011	20.82	-	-	4,243.74	-	(4,243.74)
135500	2011	276,058.31	-	-	206,653.93	-	(206,653.93)
135600	2011	165,678.60	-	-	(71,739.96)	-	71,739.96
135800	2011	8,492.29	-	-	2,951.47	-	(2,951.47)
136100	2011	14,410.56	-	-	13,563.65	-	(13,563.65)
136200	2011	517,601.91	-	-	226,622.63	-	(226,622.63)
136400	2011	1,601,286.08	20,668.02	-	1,269,326.21	-	(1,248,658.19)
136500	2011	185,026.15	60,170.05	-	966,849.31	-	(906,679.26)
136600	2011	9,214.26	11,341.57	-	81,225.75	-	(69,884.18)
136700	2011	299,028.05	100,653.52	-	350,205.13	-	(249,551.61)
136800	2011	89,117.63	203,667.60	-	240,210.69	-	(36,543.09)
136910	2011	4,230.05	-	-	145,587.14	-	(145,587.14)
136920	2011	47,314.75	-	-	69,896.06	-	(69,896.06)
137000	2011	20,203.53	-	-	-	-	-
137310	2011	3,349,954.20	-	-	703,670.67	-	(703,670.67)
137320	2011	627,618.63	7,631.87	-	604,677.47	-	(597,045.60)
139210	2011	1,875,946.16	-	-	-	-	-
139220	2011	17,070.07	-	-	-	-	-
139400	2011	134,421.32	-	-	-	-	-
139610	2011	108,665.53	-	-	-	-	-
139620	2011	4,428.76	-	-	-	-	-
230200	2011	800.00	-	-	-	-	-
235120	2011	14,882.02	-	-	22,480.35	-	(22,480.35)
235140	2011	34,699.01	-	-	10,953.08	-	(10,953.08)
235240	2011	70,145.45	-	-	165,954.62	-	(165,954.62)
235250	2011	108,604.04	-	-	258,005.34	-	(258,005.34)
235255	2011	412,877.39	-	-	310,667.08	-	(310,667.08)
235300	2011	192,991.73	-	-	47,571.56	-	(47,571.56)
235400	2011	450,120.60	-	-	13,161.93	-	(13,161.93)
235600	2011	22,682.97	-	-	3,182.76	-	(3,182.76)
235700	2011	2,705.00	-	-	-	-	-
235805	2011	1,530.61	-	-	-	-	-
235807	2011	393,874.85	-	-	-	-	-
236700	2011	20,299.95	-	-	46,319.99	-	(46,319.99)
237510	2011	16,951.29	-	-	11,364.00	-	(11,364.00)
237600	2011	4,156,176.14	-	-	772,181.65	-	(772,181.65)
237800	2011	53,302.72	-	-	95,653.13	-	(95,653.13)
237900	2011	59,020.70	-	-	14,153.61	-	(14,153.61)
238000	2011	135,082.68	-	-	593,858.74	-	(593,858.74)
238100	2011	52,310.40	-	-	-	-	-
238300	2011	380,488.04	3,121.65	-	14,395.36	-	(11,273.71)
238807	2011	75,039.27	-	-	-	-	-
239210	2011	668,359.98	-	-	-	-	-
239220	2011	11,515.30	-	-	-	-	-
239400	2011	392,580.90	-	-	-	-	-
239610	2011	422,274.03	-	-	-	-	-
330200	2011	4,200.00	-	-	-	-	-
330300	2011	4,364,050.60	-	-	-	-	-
339010	2011	289,795.79	-	-	214,911.45	-	(214,911.45)
339010	2011	125,390.35	-	-	34,153.20	-	(34,153.20)
339030	2011	126,344.00	-	-	4,073.03	-	(4,073.03)
339040	2011	216.41	-	-	6.97	-	(6.97)
339110	2011	4,647,823.89	-	-	-	-	-
339120	2011	1,700,268.24	-	-	-	-	-
339130	2011	3,443,867.72	-	-	-	-	-
339131	2011	388,746.00	-	-	-	-	-
339140	2011	958,811.24	-	-	-	-	-
339300	2011	146,569.23	-	-	-	-	-
339400	2011	452,595.80	-	-	-	-	-
339700	2011	154,551.56	-	-	79,818.11	-	(79,818.11)
339800	2011	594,390.05	-	-	-	-	-
130100	2012	-	-	-	-	-	-
130200	2012	-	-	-	-	-	-

Attachment to Response to DOD-FEA-1 Question No. 14

Louisville Gas & Electric Company
Salvage & Cost of Removal Study 1972 - Q2 2020

Page 1731 of 2358

Garrett/Spanos

Acct	Year	Ret	Salvage	CP Salvage	Removal	CP Removal	Net Salvage
131020	2012	1,897.91	-	-	(51,000.00)		51,000.00
131100	2012	346,525.05	-	-	394,901.53	12,231.38	(382,670.15)
131101	2012	-	-	-	-		-
131110	2012	-	-	-	-		-
131200	2012	11,636,250.72	199,351.16	-	2,341,492.84	131,713.13	(2,010,428.55)
131201	2012	-	-	-	-		-
131400	2012	2,675,753.89	-	-	1,278,416.71		(1,278,416.71)
131500	2012	282,287.29	11,875.00	-	303,244.58	669.50	(290,700.08)
131501	2012	-	-	-	-		-
131600	2012	20,219.23	-	-	-	0.01	0.01
131707	2012	26,690.28	-	-	-		-
133020	2012	-	-	-	-		-
133100	2012	9,438.00	-	-	1,270.62		(1,270.62)
133200	2012	34,230.05	-	-	-		-
133300	2012	181,376.45	-	-	-		-
133400	2012	312.00	-	-	-		-
133500	2012	-	-	-	-		-
133600	2012	-	-	-	-		-
133707	2012	-	-	-	-		-
134020	2012	-	-	-	-		-
134100	2012	-	-	-	-		-
134200	2012	-	-	-	-		-
134300	2012	4,352,087.84	-	-	491,905.12		(491,905.12)
134400	2012	9,823.08	-	-	21,038.29		(21,038.29)
134500	2012	19,982.36	-	-	30,857.75		(30,857.75)
134600	2012	-	-	-	-		-
134705	2012	-	-	-	-		-
134707	2012	-	-	-	-		-
135010	2012	-	-	-	-		-
135020	2012	-	-	-	-		-
135210	2012	-	-	-	-		-
135310	2012	3,119,014.89	217,828.29	-	429,669.86	17,302.27	(194,539.30)
135311	2012	-	-	-	-		-
135400	2012	133,814.82	86,867.00	-	132,972.83	89,454.80	43,348.97
135500	2012	147,653.38	-	-	269,347.95	34,210.83	(235,137.12)
135600	2012	265,926.87	9,998.73	-	247,782.36	15,713.74	(222,069.89)
135700	2012	166,872.46	48,334.29	-	131,158.18	120,573.35	37,749.46
135800	2012	239,383.69	56,018.12	-	149,924.28	139,741.20	45,835.04
135915	2012	-	-	-	-		-
135917	2012	-	-	-	-		-
136020	2012	-	-	-	-		-
136025	2012	-	-	-	-		-
136100	2012	11,160.33	-	-	9,313.73		(9,313.73)
136200	2012	824,387.57	1,770.89	-	126,025.48		(124,254.59)
136205	2012	-	-	-	-		-
136400	2012	1,171,918.70	16,631.13	-	2,198,013.09	12,997.23	(2,168,384.73)
136500	2012	2,359,916.79	16,967.69	-	2,395,169.21	72,538.86	(2,305,662.66)
136600	2012	169,432.12	3,254.90	-	152,312.11	224.47	(148,832.74)
136700	2012	614,279.44	24,417.00	-	866,824.99	12,332.76	(830,075.23)
136800	2012	414,814.52	226,939.49	-	245,951.10		(19,011.61)
136910	2012	125,015.29	3,976.19	-	715,256.17	2,203.45	(709,076.53)
136920	2012	60,107.65	-	-	318,943.71		(318,943.71)
137000	2012	122,852.49	-	-	-		-
137310	2012	997,659.26	2,897.20	-	554,233.77	4,948.81	(546,387.76)
137320	2012	239,300.40	1,238.10	-	195,141.16	8.02	(193,895.04)
137340	2012	-	-	-	-		-
137405	2012	-	-	-	-		-
137407	2012	-	-	-	-		-
139210	2012	627,925.13	-	-	-		-
139220	2012	-	-	-	-		-
139400	2012	-	-	-	-		-
139500	2012	-	-	-	-		-
139610	2012	144,603.03	-	-	-		-
139620	2012	-	-	-	-		-
139720	2012	-	-	-	-		-
230200	2012	-	-	-	-		-
235010	2012	-	-	-	-		-
235020	2012	-	-	-	-		-
235120	2012	23,719.52	-	-	2,118.62		(2,118.62)
235130	2012	-	-	-	-		-
235140	2012	2,727.78	-	-	2,437.80		(2,437.80)
235210	2012	-	-	-	-		-
235220	2012	-	-	-	-		-
235230	2012	-	-	-	-		-
235240	2012	-	-	-	-		-
235250	2012	-	-	-	-		-
235255	2012	231,253.53	-	-	-		-
235300	2012	32,696.98	-	-	-		-

Attachment to Response to DOD-FEA-1 Question No. 14

Louisville Gas & Electric Company
Salvage & Cost of Removal Study 1972 - Q2 2020

Page 1732 of 2358

Garrett/Spanos

Acct	Year	Ret	Salvage	CP Salvage	Removal	CP Removal	Net Salvage
235400	2012	97,054.34	-	-	6,957.75		(6,957.75)
235500	2012	6,382.04	-	-	2,344.05		(2,344.05)
235600	2012	69,738.64	-	-	56,392.84		(56,392.84)
235700	2012	-	-	-	-		-
235805	2012	-	-	-	-		-
235807	2012	119,408.93	-	-	-		-
236520	2012	-	-	-	-		-
236700	2012	65,830.13	-	-	505,315.66		(505,315.66)
237207	2012	174,960.80	-	-	-		-
237412	2012	-	-	-	-		-
237422	2012	-	-	-	-		-
237510	2012	-	-	-	-		-
237520	2012	50,216.44	-	-	9,144.00		(9,144.00)
237600	2012	2,570,159.88	-	-	657,089.62		(657,089.62)
237800	2012	62,101.69	-	-	145,225.77		(145,225.77)
237900	2012	103,132.33	-	-	59,054.10		(59,054.10)
238000	2012	177,936.72	1,902.01	-	502,668.95		(502,668.94)
238100	2012	21,456.05	-	-	160.76		(160.76)
238300	2012	34,186.56	-	-	73.73		(73.73)
238500	2012	-	-	-	-		-
238700	2012	-	-	-	-		-
238805	2012	-	-	-	-		-
238807	2012	291,768.42	-	-	-		-
239210	2012	310,706.10	-	-	-		-
239220	2012	-	-	-	-		-
239400	2012	-	-	-	-		-
239500	2012	-	-	-	-		-
239610	2012	38,114.52	-	-	-		-
239620	2012	-	-	-	-		-
239720	2012	-	-	-	-		-
312101	2012	-	-	-	-		-
312102	2012	-	-	-	-		-
312103	2012	-	-	-	-		-
312104	2012	-	-	-	-		-
312192	2012	-	-	-	-		-
330100	2012	-	-	-	-		-
330200	2012	-	-	-	-		-
330300	2012	5,324,541.93	-	-	-		-
330310	2012	-	-	-	-		-
330320	2012	-	-	-	-		-
338910	2012	-	-	-	-		-
338920	2012	-	-	-	-		-
339010	2012	141,161.23	-	-	25,220.85		(25,220.85)
339020	2012	-	-	-	-		-
339030	2012	126,116.15	-	-	13,917.56		(13,917.56)
339040	2012	-	-	-	-		-
339060	2012	-	-	-	-		-
339110	2012	-	-	-	-		-
339120	2012	-	-	-	-		-
339130	2012	-	-	-	-		-
339131	2012	1,791,812.48	-	-	-		-
339133	2012	-	-	-	-		-
339140	2012	-	-	-	-		-
339210	2012	18,895.24	-	-	-		-
339220	2012	-	-	-	-		-
339300	2012	-	-	-	-		-
339400	2012	-	-	-	-		-
339500	2012	-	-	-	-		-
339610	2012	-	-	-	-		-
339620	2012	-	-	-	-		-
339700	2012	9,920,467.03	3,000.00	-	34,954.33		(31,954.33)
339710	2012	1,458,950.07	-	-	-		-
339800	2012	-	-	-	-		-
339915	2012	-	-	-	-		-
130100	2013	-	-	-	-		-
130200	2013	-	-	-	-		-
131020	2013	-	-	-	-		-
131100	2013	524,191.47	398.16	-	837,767.62	2,396.46	(834,973.00)
131101	2013	-	-	-	-		-
131105	2013	-	-	-	-		-
131110	2013	-	-	-	-		-
131200	2013	5,121,552.64	76,188.53	-	3,902,276.61	158,088.66	(3,667,999.42)
131201	2013	-	-	-	-		-
131400	2013	998,736.38	-	-	661,894.25		(661,894.25)
131500	2013	671,067.87	-	-	30,949.72	3,042.37	(27,907.35)
131501	2013	-	-	-	-		-
131600	2013	7,457.07	-	-	-		-
131707	2013	1,220,420.39	-	-	-		-

Attachment to Response to DOD-FEA-1 Question No. 14

Louisville Gas & Electric Company
Salvage & Cost of Removal Study 1972 - Q2 2020

Page 1733 of 2358

Garrett/Spanos

Acct	Year	Ret	Salvage	CP Salvage	Removal	CP Removal	Net Salvage
133020	2013	-	-	-	-	-	-
133100	2013	43,799.14	-	-	-	-	-
133200	2013	-	-	-	186,013.49	-	(186,013.49)
133300	2013	200.47	-	-	998,102.46	-	(998,102.46)
133400	2013	-	-	-	-	-	-
133500	2013	-	-	-	-	-	-
133600	2013	-	-	-	-	-	-
133707	2013	1,450.15	-	-	-	-	-
134020	2013	-	-	-	-	-	-
134100	2013	-	-	-	-	-	-
134200	2013	-	-	-	-	-	-
134300	2013	2,362,677.73	-	-	180,390.62	-	(180,390.62)
134400	2013	-	-	-	-	-	-
134500	2013	57,671.45	-	-	0.03	-	(0.03)
134600	2013	-	-	-	-	-	-
134705	2013	-	-	-	-	-	-
134707	2013	-	-	-	-	-	-
135010	2013	-	-	-	-	-	-
135020	2013	-	-	-	-	-	-
135210	2013	-	-	-	-	-	-
135310	2013	789,941.01	-	-	298,041.12	12,959.14	(285,081.98)
135311	2013	-	-	-	-	-	-
135400	2013	84,625.81	-	-	10,254.47	-	(10,254.47)
135500	2013	154,718.85	-	-	442,667.00	35,110.25	(407,556.75)
135600	2013	286,923.60	23,276.59	-	526,224.14	2,454.67	(500,492.88)
135700	2013	-	-	-	-	-	-
135800	2013	-	-	-	-	-	-
135915	2013	-	-	-	-	-	-
135917	2013	-	-	-	-	-	-
136020	2013	-	-	-	-	-	-
136025	2013	-	-	-	-	-	-
136100	2013	13,608.85	-	-	7,161.31	-	(7,161.31)
136200	2013	1,574,061.59	558.60	-	334,507.37	-	(333,948.77)
136205	2013	-	-	-	-	-	-
136400	2013	928,004.24	4,891.68	-	887,595.47	50,818.43	(831,885.36)
136500	2013	1,851,318.95	5,944.72	-	1,619,864.56	51,630.42	(1,562,289.42)
136600	2013	13,099.37	-	-	3,060.20	-	(3,060.20)
136700	2013	322,299.72	-	-	88,585.96	1,007.66	(87,578.30)
136800	2013	1,357,713.99	146,906.55	-	81,824.25	-	65,082.30
136910	2013	11,529.26	-	-	24,386.68	1,543.10	(22,843.58)
136920	2013	6,209.33	-	-	-	-	-
137000	2013	107,835.57	-	-	-	-	-
137310	2013	1,358,315.72	-	-	568,402.04	5,900.13	(562,501.91)
137320	2013	457,632.47	1,426.42	-	301,568.57	-	(300,142.15)
137340	2013	-	-	-	-	-	-
137405	2013	-	-	-	-	-	-
137407	2013	-	-	-	-	-	-
139210	2013	40,601.02	-	-	-	-	-
139220	2013	-	-	-	-	-	-
139400	2013	-	-	-	-	-	-
139500	2013	-	-	-	-	-	-
139610	2013	103,943.24	-	-	-	-	-
139620	2013	-	-	-	-	-	-
139720	2013	-	-	-	-	-	-
230200	2013	-	-	-	-	-	-
235010	2013	-	-	-	-	-	-
235020	2013	-	-	-	-	-	-
235120	2013	73,060.52	-	-	2,739.66	-	(2,739.66)
235130	2013	-	-	-	-	-	-
235140	2013	63,298.21	-	-	48,294.82	-	(48,294.82)
235210	2013	-	-	-	-	-	-
235220	2013	-	-	-	-	-	-
235230	2013	-	-	-	-	-	-
235240	2013	8,236.93	-	-	-	-	-
235250	2013	-	-	-	-	-	-
235255	2013	147,819.39	-	-	15,583.75	-	(15,583.75)
235300	2013	88,600.60	-	-	17,862.83	-	(17,862.83)
235400	2013	103,148.00	-	-	11,735.79	-	(11,735.79)
235500	2013	-	-	-	-	-	-
235600	2013	414,542.98	-	-	1,747.96	-	(1,747.96)
235700	2013	24,779.21	-	-	109.39	-	(109.39)
235805	2013	47,890.87	-	-	-	-	-
235807	2013	-	-	-	-	-	-
236520	2013	-	-	-	-	-	-
236700	2013	8,667.86	-	-	272,808.09	-	(272,808.09)
237207	2013	90,574.19	-	-	-	-	-
237412	2013	-	-	-	-	-	-
237422	2013	-	-	-	-	-	-

Attachment to Response to DOD-FEA-1 Question No. 14

Louisville Gas & Electric Company
Salvage & Cost of Removal Study 1972 - Q2 2020

Page 1734 of 2358

Garrett/Spanos

Acct	Year	Ret	Salvage	CP Salvage	Removal	CP Removal	Net Salvage
237510	2013	167.36	-	-	-	-	-
237520	2013	3,744.41	-	-	2,208.22	-	(2,208.22)
237600	2013	2,785,050.73	-	-	364,736.66	3,149.23	(361,587.43)
237610	2013	-	-	-	-	-	-
237800	2013	1,838,098.44	-	-	2,143.78	-	(2,143.78)
237900	2013	277,750.54	-	-	44,861.60	-	(44,861.60)
238000	2013	3,696,998.22	-	-	268,337.99	-	(268,337.99)
238010	2013	-	-	-	-	-	-
238100	2013	48,974.36	15,720.38	-	135,572.08	-	(119,851.70)
238300	2013	-	-	-	-	-	-
238500	2013	-	-	-	-	-	-
238700	2013	-	-	-	-	-	-
238805	2013	-	-	-	-	-	-
238807	2013	183,448.20	-	-	-	-	-
239210	2013	80,756.74	-	-	-	-	-
239220	2013	-	-	-	-	-	-
239400	2013	-	-	-	-	-	-
239500	2013	-	-	-	-	-	-
239610	2013	10,344.82	-	-	-	-	-
239620	2013	-	-	-	-	-	-
239720	2013	-	-	-	-	-	-
312101	2013	-	-	-	-	-	-
312102	2013	-	-	-	-	-	-
312103	2013	-	-	-	-	-	-
312104	2013	-	-	-	-	-	-
312192	2013	-	-	-	-	-	-
330100	2013	-	-	-	-	-	-
330200	2013	-	-	-	-	-	-
330300	2013	905,817.04	-	-	-	-	-
330310	2013	-	-	-	-	-	-
330320	2013	-	-	-	-	-	-
338910	2013	-	-	-	-	-	-
338920	2013	-	-	-	-	-	-
339010	2013	402,973.29	-	-	35,638.11	-	(35,638.11)
339020	2013	-	-	-	-	-	-
339030	2013	4,924.39	-	-	3,774.47	-	(3,774.47)
339040	2013	2,747.74	-	-	17,435.83	-	(17,435.83)
339060	2013	-	-	-	-	-	-
339110	2013	-	-	-	-	-	-
339120	2013	-	-	-	-	-	-
339130	2013	-	-	-	-	-	-
339131	2013	207,639.57	-	-	-	-	-
339133	2013	-	-	-	-	-	-
339140	2013	-	-	-	-	-	-
339200	2013	-	-	-	-	-	-
339210	2013	-	-	-	-	-	-
339220	2013	-	-	-	-	-	-
339300	2013	-	-	-	-	-	-
339400	2013	-	-	-	-	-	-
339500	2013	-	-	-	-	-	-
339610	2013	-	-	-	-	-	-
339620	2013	-	-	-	-	-	-
339700	2013	18,963.92	-	-	52,795.26	-	(52,795.26)
339710	2013	-	-	-	-	-	-
339800	2013	-	-	-	-	-	-
339915	2013	-	-	-	-	-	-
130100	2014	-	-	-	-	-	-
130200	2014	-	-	-	-	-	-
131020	2014	-	-	-	-	-	-
131100	2014	639,283.27	-	-	404,042.82	76,791.65	(327,251.17)
131101	2014	-	-	-	-	-	-
131105	2014	-	-	-	-	-	-
131110	2014	-	-	-	-	-	-
131200	2014	6,768,407.96	-	-	1,079,308.29	72,378.78	(1,006,929.51)
131201	2014	-	-	-	-	-	-
131400	2014	564,792.19	-	-	488,403.42	12,236.48	(476,166.94)
131500	2014	196,133.21	-	-	211,868.82	-	(211,868.82)
131501	2014	-	-	-	-	-	-
131600	2014	94,076.71	-	-	-	-	-
131707	2014	17,630.85	-	-	-	-	-
133020	2014	-	-	-	-	-	-
133100	2014	13,365.63	-	-	7,404.64	-	(7,404.64)
133200	2014	161,057.81	-	-	-	-	-
133300	2014	301,529.68	-	-	-	-	-
133400	2014	2,725.53	-	-	-	-	-
133500	2014	-	-	-	-	-	-
133600	2014	-	-	-	-	-	-
133707	2014	-	-	-	-	-	-

Attachment to Response to DOD-FEA-1 Question No. 14

Louisville Gas & Electric Company
Salvage & Cost of Removal Study 1972 - Q2 2020

Page 1735 of 2358

Garrett/Spanos

Acct	Year	Ret	Salvage	CP Salvage	Removal	CP Removal	Net Salvage
134020	2014	-	-	-	-	-	-
134100	2014	-	-	-	-	-	-
134200	2014	-	-	-	-	-	-
134300	2014	(52,396.24)	6,771.00	-	84,508.18	-	(77,737.18)
134400	2014	248,505.98	-	-	-	-	-
134500	2014	-	-	-	-	-	-
134600	2014	-	-	-	-	-	-
134705	2014	-	-	-	-	-	-
134707	2014	-	-	-	-	-	-
135010	2014	-	-	-	-	-	-
135020	2014	-	-	-	-	-	-
135210	2014	8,172.71	-	-	18,886.25	-	(18,886.25)
135310	2014	458,805.19	54,000.00	-	141,101.66	-	(87,101.66)
135311	2014	-	-	-	-	-	-
135400	2014	127,267.54	2,447.70	-	303,744.36	(20,377.49)	(321,674.15)
135500	2014	252,096.46	31,286.88	-	407,782.34	-	(376,495.46)
135600	2014	409,195.47	8,850.95	-	267,951.08	23,337.64	(235,762.49)
135700	2014	-	-	-	-	-	-
135800	2014	-	-	-	-	-	-
135915	2014	-	-	-	-	-	-
135917	2014	-	-	-	-	-	-
136020	2014	-	-	-	-	-	-
136025	2014	-	-	-	-	-	-
136100	2014	16,653.16	-	-	-	-	-
136200	2014	323,004.73	2,748.39	-	191,927.82	26,646.50	(162,532.93)
136205	2014	-	-	-	-	-	-
136400	2014	1,350,738.75	213,141.18	-	3,055,576.20	84,043.47	(2,758,391.55)
136500	2014	1,732,260.08	59,994.94	-	1,572,210.23	145,944.77	(1,366,270.52)
136600	2014	3,120.92	-	-	8,189.69	-	(8,189.69)
136700	2014	621,292.66	88,411.31	-	919,655.21	4,055.86	(827,188.04)
136800	2014	895,123.71	294,942.21	-	168,914.83	29,366.44	155,393.82
136910	2014	344.11	-	-	808.22	-	(808.22)
136920	2014	-	-	-	-	-	-
137000	2014	178,035.20	-	-	-	-	-
137310	2014	946,872.11	27,260.17	-	826,748.36	12,588.35	(786,899.84)
137320	2014	543,673.56	2,638.74	-	285,954.87	94.66	(283,221.47)
137340	2014	-	-	-	-	-	-
137405	2014	515.96	-	-	-	-	-
137407	2014	10,341.33	-	-	-	-	-
139210	2014	110,843.49	-	-	-	-	-
139220	2014	-	-	-	-	-	-
139400	2014	-	-	-	-	-	-
139500	2014	-	-	-	-	-	-
139610	2014	-	-	-	-	-	-
139620	2014	-	-	-	-	-	-
139720	2014	-	-	-	-	-	-
230200	2014	-	-	-	-	-	-
235010	2014	-	-	-	-	-	-
235020	2014	-	-	-	-	-	-
235120	2014	695.25	-	-	-	-	-
235130	2014	-	-	-	-	-	-
235140	2014	10,396.83	-	-	35,000.00	-	(35,000.00)
235210	2014	-	-	-	-	-	-
235220	2014	-	-	-	-	-	-
235230	2014	-	-	-	-	-	-
235240	2014	45,343.19	-	-	103,486.80	-	(103,486.80)
235250	2014	-	-	-	-	-	-
235255	2014	113,826.14	-	-	243,948.78	-	(243,948.78)
235300	2014	56,041.45	-	-	29,757.66	-	(29,757.66)
235400	2014	101,548.79	414.66	-	41,978.28	-	(41,563.62)
235500	2014	40,157.06	-	-	41,334.42	-	(41,334.42)
235600	2014	152,763.10	-	-	128,604.49	-	(128,604.49)
235700	2014	106,887.80	767.34	-	11,494.48	-	(10,727.14)
235805	2014	32,559.31	-	-	-	-	-
235807	2014	151,634.02	-	-	-	-	-
236520	2014	-	-	-	-	-	-
236700	2014	441,353.31	-	-	187,257.84	-	(187,257.84)
237207	2014	99,184.48	-	-	-	-	-
237412	2014	-	-	-	-	-	-
237422	2014	-	-	-	-	-	-
237510	2014	18,106.27	-	-	2,429.81	-	(2,429.81)
237520	2014	9,678.96	-	-	9,300.00	-	(9,300.00)
237600	2014	3,106,364.95	-	-	559,487.96	1,350.00	(558,137.96)
237610	2014	-	-	-	-	-	-
237800	2014	1,766.30	-	-	-	-	-
237900	2014	47,417.89	-	-	32,316.61	-	(32,316.61)
238000	2014	3,862,707.15	-	-	312,017.15	-	(312,017.15)
238010	2014	-	-	-	-	-	-

Attachment to Response to DOD-FEA-1 Question No. 14

Louisville Gas & Electric Company
Salvage & Cost of Removal Study 1972 - Q2 2020

Page 1736 of 2358

Garrett/Spanos

Acct	Year	Ret	Salvage	CP Salvage	Removal	CP Removal	Net Salvage
238100	2014	1,136,716.65	8,762.88	-	115,036.64	-	(106,273.76)
238300	2014	219,487.51	-	-	510.00	-	(510.00)
238500	2014	-	-	-	-	-	-
238700	2014	-	-	-	-	-	-
238805	2014	-	-	-	-	-	-
238807	2014	256,518.91	-	-	-	-	-
239210	2014	-	-	-	-	-	-
239220	2014	2,860.83	97.40	-	7.11	-	90.29
239400	2014	-	-	-	-	-	-
239500	2014	-	-	-	-	-	-
239610	2014	134,492.17	-	-	-	-	-
239620	2014	-	-	-	-	-	-
239720	2014	-	-	-	-	-	-
312101	2014	-	-	-	-	-	-
312102	2014	-	-	-	-	-	-
312103	2014	-	-	-	-	-	-
312104	2014	-	-	-	-	-	-
312192	2014	-	-	-	-	-	-
330100	2014	-	-	-	-	-	-
330200	2014	-	-	-	-	-	-
330300	2014	1,245,226.63	-	-	-	-	-
330310	2014	-	-	-	-	-	-
330320	2014	-	-	-	-	-	-
338910	2014	-	-	-	-	-	-
338920	2014	-	-	-	-	-	-
339010	2014	258,315.82	-	-	44,055.01	-	(44,055.01)
339020	2014	-	-	-	-	-	-
339030	2014	1,002.47	-	-	(5,071.34)	-	5,071.34
339040	2014	776.17	-	-	-	-	-
339060	2014	-	-	-	-	-	-
339110	2014	-	-	-	-	-	-
339120	2014	-	-	-	-	-	-
339130	2014	-	-	-	-	-	-
339131	2014	56,715.18	-	-	-	-	-
339133	2014	-	-	-	-	-	-
339140	2014	-	-	-	-	-	-
339200	2014	-	-	-	-	-	-
339210	2014	-	-	-	-	-	-
339220	2014	-	-	-	-	-	-
339300	2014	-	-	-	-	-	-
339400	2014	-	-	-	-	-	-
339500	2014	-	-	-	-	-	-
339610	2014	-	-	-	-	-	-
339620	2014	-	-	-	-	-	-
339700	2014	3,157.76	-	-	9,084.29	-	(9,084.29)
339710	2014	-	-	-	-	-	-
339800	2014	-	-	-	-	-	-
339915	2014	107,438.26	-	-	-	-	-
130100	2015	-	-	-	-	-	-
130200	2015	-	-	-	-	-	-
131020	2015	-	-	-	-	-	-
131100	2015	30,887,394.00	-	-	386,410.08	32,500.00	(353,910.08)
131101	2015	-	-	-	-	-	-
131105	2015	-	-	-	-	-	-
131110	2015	-	-	-	-	-	-
131200	2015	375,572,896.20	44,171.36	-	4,800,774.01	390,285.35	(4,366,317.30)
131201	2015	-	-	-	-	-	-
131400	2015	43,111,774.21	923,935.66	-	1,289,267.04	-	(365,331.38)
131500	2015	53,436,072.50	27,259.87	-	131,720.39	-	(104,460.52)
131501	2015	-	-	-	-	-	-
131600	2015	3,012,712.31	-	-	188.00	-	(188.00)
131707	2015	222,925.21	-	-	-	-	-
133020	2015	-	-	-	-	-	-
133100	2015	5,837.12	-	-	14,860.88	-	(14,860.88)
133200	2015	-	-	-	-	-	-
133300	2015	48,704.49	-	-	2,035.49	-	(2,035.49)
133400	2015	10,626.42	-	-	-	-	-
133500	2015	-	-	-	-	-	-
133600	2015	-	-	-	-	-	-
133707	2015	-	-	-	-	-	-
134020	2015	-	-	-	-	-	-
134100	2015	-	-	-	-	-	-
134200	2015	-	-	-	-	-	-
134300	2015	177,520.86	-	-	-	-	-
134400	2015	-	-	-	-	-	-
134500	2015	23,085.81	-	-	7,519.76	-	(7,519.76)
134600	2015	-	-	-	-	-	-
134705	2015	-	-	-	-	-	-

Attachment to Response to DOD-FEA-1 Question No. 14

Louisville Gas & Electric Company
Salvage & Cost of Removal Study 1972 - Q2 2020

Page 1737 of 2358

Garrett/Spanos

Acct	Year	Ret	Salvage	CP Salvage	Removal	CP Removal	Net Salvage
134707	2015	-	-	-	-	-	-
135010	2015	-	-	-	-	-	-
135020	2015	1,556.97	-	-	-	-	-
135210	2015	17,436.80	-	-	11,027.42	-	(11,027.42)
135310	2015	3,227,744.23	154,731.39	-	2,082,021.63	-	(1,927,290.24)
135311	2015	-	-	-	-	-	-
135320	2015	-	-	-	-	-	-
135400	2015	22,677.44	-	-	78,104.51	-	(78,104.51)
135500	2015	553,177.44	18,066.96	-	671,761.89	23,492.33	(630,202.60)
135600	2015	84,639.02	30,300.40	-	598,209.31	21,781.58	(546,127.33)
135700	2015	-	-	-	-	-	-
135800	2015	-	-	-	-	-	-
135915	2015	-	-	-	-	-	-
135917	2015	-	-	-	-	-	-
136020	2015	23,069.25	-	-	(102,340.58)	-	102,340.58
136025	2015	-	-	-	-	-	-
136100	2015	81,048.58	-	-	11,333.18	-	(11,333.18)
136200	2015	854,431.32	37,325.93	-	278,424.22	-	(241,098.29)
136205	2015	-	-	-	-	-	-
136400	2015	1,562,249.16	10,550.60	-	1,613,227.13	53,447.02	(1,549,229.51)
136500	2015	2,583,877.57	235,092.05	-	2,479,842.53	64,028.72	(2,180,721.76)
136600	2015	144,361.83	2,817.36	-	150.22	-	2,667.14
136700	2015	282,083.85	68,829.13	-	241,653.01	8,767.38	(164,056.50)
136800	2015	260,203.05	250,061.57	-	410,850.96	47,625.46	(113,163.93)
136910	2015	3.69	-	-	-	-	-
136920	2015	-	-	-	-	-	-
137000	2015	56,715.57	-	-	-	-	-
137001	2015	-	-	-	-	-	-
137310	2015	789,929.34	1,837.76	-	535,804.54	2,767.67	(531,199.11)
137320	2015	157,229.06	519.27	-	115,779.70	19,418.74	(95,841.69)
137340	2015	-	-	-	-	-	-
137405	2015	-	-	-	-	-	-
137407	2015	8,051.79	-	-	-	-	-
139200	2015	-	-	-	-	-	-
139210	2015	5,284,388.98	-	-	-	-	-
139220	2015	295,105.57	-	-	-	-	-
139400	2015	142,874.70	-	-	-	-	-
139500	2015	-	-	-	-	-	-
139610	2015	425,795.76	-	-	-	-	-
139620	2015	-	-	-	-	-	-
139720	2015	-	-	-	-	-	-
230200	2015	-	-	-	-	-	-
235010	2015	-	-	-	-	-	-
235020	2015	-	-	-	-	-	-
235120	2015	-	-	-	-	-	-
235130	2015	-	-	-	-	-	-
235140	2015	7,544.14	-	-	46,909.79	-	(46,909.79)
235210	2015	-	-	-	-	-	-
235220	2015	-	-	-	-	-	-
235230	2015	-	-	-	-	-	-
235240	2015	69,703.78	-	-	186,241.21	-	(186,241.21)
235250	2015	-	-	-	-	-	-
235255	2015	436,018.37	3,018.85	-	404,105.43	-	(401,086.58)
235300	2015	24,530.79	-	-	41,578.90	-	(41,578.90)
235400	2015	43,150.23	-	-	32,200.25	-	(32,200.25)
235500	2015	-	-	-	-	-	-
235600	2015	32,233.38	-	-	23,009.83	-	(23,009.83)
235700	2015	7,066.72	3,850.00	-	556.76	-	3,293.24
235805	2015	-	-	-	-	-	-
235807	2015	248,316.59	-	-	-	-	-
236520	2015	-	-	-	-	-	-
236700	2015	362,789.15	-	-	118,408.74	-	(118,408.74)
237207	2015	41,150.25	-	-	-	-	-
237412	2015	126.51	-	-	-	-	-
237422	2015	-	-	-	-	-	-
237510	2015	33,752.17	352.24	-	17,178.67	16,700.93	(125.50)
237520	2015	-	-	-	-	-	-
237600	2015	291,982.91	-	-	225,728.53	-	(225,728.53)
237610	2015	-	-	-	-	-	-
237800	2015	68,553.14	-	-	29,990.94	-	(29,990.94)
237900	2015	386,646.01	3,085.07	-	189,487.30	146,282.13	(40,120.10)
238000	2015	4,016,407.69	-	-	761,115.38	-	(761,115.38)
238010	2015	-	-	-	-	-	-
238100	2015	744,042.87	14,813.69	-	169,789.62	-	(154,975.93)
238300	2015	379,124.73	-	-	1,460.65	-	(1,460.65)
238500	2015	-	-	-	-	-	-
238700	2015	-	-	-	-	-	-
238805	2015	-	-	-	-	-	-

Attachment to Response to DOD-FEA-1 Question No. 14

Louisville Gas & Electric Company
Salvage & Cost of Removal Study 1972 - Q2 2020

Page 1738 of 2358

Garrett/Spanos

Acct	Year	Ret	Salvage	CP Salvage	Removal	CP Removal	Net Salvage
238807	2015	286,698.52	-	-	-	-	-
239200	2015	-	-	-	-	-	-
239210	2015	137,416.40	-	-	-	-	-
239220	2015	247,097.77	1,681.03	-	104.47	-	1,576.56
239400	2015	-	-	-	-	-	-
239500	2015	-	-	-	-	-	-
239610	2015	81,787.13	-	-	-	-	-
239620	2015	-	-	-	-	-	-
239720	2015	-	-	-	-	-	-
312101	2015	-	-	-	-	-	-
312102	2015	-	-	-	-	-	-
312103	2015	-	-	-	-	-	-
312104	2015	516.72	-	-	-	-	-
312192	2015	-	-	-	-	-	-
330100	2015	-	-	-	-	-	-
330200	2015	-	-	-	-	-	-
330300	2015	2,320,967.22	-	-	-	-	-
330310	2015	-	-	-	-	-	-
330320	2015	-	-	-	-	-	-
338910	2015	-	-	-	-	-	-
338920	2015	-	-	-	-	-	-
339010	2015	944,933.09	-	-	16,510.09	-	(16,510.09)
339020	2015	-	-	-	-	-	-
339030	2015	8,932.48	-	-	-	-	-
339040	2015	525.93	-	-	-	-	-
339060	2015	-	-	-	-	-	-
339110	2015	4,001,949.67	-	-	-	-	-
339120	2015	1,092,527.02	-	-	-	-	-
339130	2015	7,734,750.76	-	-	-	-	-
339131	2015	1,106,479.32	-	-	-	-	-
339133	2015	-	-	-	-	-	-
339140	2015	1,595,697.20	-	-	-	-	-
339200	2015	-	-	-	-	-	-
339210	2015	-	-	-	-	-	-
339220	2015	34,328.03	-	-	-	-	-
339300	2015	-	-	-	-	-	-
339400	2015	-	-	-	-	-	-
339500	2015	-	-	-	-	-	-
339610	2015	-	-	-	-	-	-
339620	2015	-	-	-	-	-	-
339700	2015	259,439.85	-	-	-	-	-
339710	2015	69,835.13	-	-	-	-	-
339800	2015	-	-	-	-	-	-
339915	2015	-	-	-	-	-	-
130100	2016	-	-	-	-	-	-
130200	2016	-	-	-	-	-	-
131020	2016	-	-	-	-	-	-
131100	2016	533,974.97	-	-	81,645.31	(649.35)	(82,294.66)
131101	2016	-	-	-	-	-	-
131105	2016	-	-	-	-	-	-
131110	2016	-	-	-	-	-	-
131200	2016	71,290,646.28	(417,878.95)	-	2,545,035.67	(263,854.65)	(3,226,769.27)
131201	2016	-	-	-	-	-	-
131400	2016	(43,222.04)	-	-	953,233.87	(219.98)	(953,453.85)
131500	2016	1,616,603.42	(42,500.00)	-	56,804.02	-	(99,304.02)
131501	2016	-	-	-	-	-	-
131600	2016	123,601.58	(2,650.00)	-	5,116.35	-	(7,766.35)
131707	2016	765,926.26	-	-	-	-	-
131708	2016	-	-	-	-	-	-
133020	2016	-	-	-	-	-	-
133100	2016	3,671.55	-	-	10,232.70	-	(10,232.70)
133200	2016	73,001.94	-	-	5,116.35	-	(5,116.35)
133300	2016	57,217.40	-	-	637.41	-	(637.41)
133400	2016	-	-	-	-	-	-
133500	2016	1,539.00	(110.96)	-	(0.59)	-	(110.37)
133600	2016	-	-	-	-	-	-
133707	2016	-	-	-	-	-	-
134020	2016	-	-	-	-	-	-
134100	2016	133,323.27	(1,410.61)	-	37,936.64	-	(39,347.25)
134200	2016	-	-	-	-	-	-
134300	2016	27,072.28	-	-	1,179.34	-	(1,179.34)
134400	2016	40,808.99	(1.48)	-	(0.01)	-	(1.47)
134500	2016	89,026.15	(21.75)	-	(0.12)	-	(21.63)
134600	2016	-	-	-	-	-	-
134705	2016	-	-	-	-	-	-
134707	2016	-	-	-	-	-	-
135010	2016	-	-	-	-	-	-
135020	2016	-	-	-	(26,900.00)	-	26,900.00

Attachment to Response to DOD-FEA-1 Question No. 14

Louisville Gas & Electric Company
Salvage & Cost of Removal Study 1972 - Q2 2020

Page 1739 of 2358

Garrett/Spanos

Acct	Year	Ret	Salvage	CP Salvage	Removal	CP Removal	Net Salvage
135210	2016	70,611.93	(13,492.08)	-	965.32	-	(14,457.40)
135220	2016	-	-	-	-	-	-
135310	2016	1,387,645.07	(158,311.54)	-	127,247.31	26,121.49	(259,437.36)
135311	2016	-	-	-	-	-	-
135320	2016	-	-	-	-	-	-
135400	2016	189,827.35	(3,465.83)	-	75,564.60	(7,549.63)	(86,580.06)
135500	2016	389,631.44	(1,262.01)	-	561,670.55	(21,178.57)	(584,111.13)
135600	2016	379,145.06	(3,408.49)	-	992,249.56	(191.83)	(995,849.88)
135700	2016	-	-	-	-	-	-
135800	2016	-	-	-	-	-	-
135915	2016	-	-	-	-	-	-
135917	2016	-	-	-	-	-	-
136020	2016	-	-	-	-	-	-
136025	2016	-	-	-	-	-	-
136100	2016	25,028.79	(753.03)	-	3,096.17	-	(3,849.20)
136200	2016	595,619.43	(9.19)	-	140,160.75	-	(140,169.94)
136205	2016	-	-	-	-	-	-
136400	2016	1,437,598.99	(18,342.91)	-	1,678,986.31	(115,869.66)	(1,813,198.88)
136500	2016	2,273,790.48	(42,437.62)	-	2,584,747.44	(361,772.38)	(2,988,957.44)
136600	2016	188,472.62	(1,152.98)	-	32,393.44	(606.82)	(34,153.24)
136700	2016	1,261,866.46	(67,518.90)	-	1,399,917.97	(202,968.67)	(1,670,405.54)
136800	2016	334,282.64	(27,688.01)	-	273,457.21	(31,209.42)	(332,354.64)
136910	2016	26,404.25	-	-	199,096.65	-	(199,096.65)
136920	2016	112,759.03	-	-	135,824.59	-	(135,824.59)
137000	2016	523,208.86	(5,209.87)	-	-	-	(5,209.87)
137001	2016	-	-	-	-	-	-
137101	2016	-	-	-	-	-	-
137310	2016	1,823,106.25	(6,820.60)	-	943,964.46	(986.33)	(951,771.39)
137320	2016	1,600,511.42	(4,139.47)	-	188,926.18	(18.07)	(193,083.72)
137340	2016	-	-	-	-	-	-
137405	2016	-	-	-	-	-	-
137407	2016	-	-	-	-	-	-
139200	2016	27,381.54	-	-	-	-	-
139210	2016	48,978.50	0.00	-	-	-	0.00
139220	2016	-	-	-	-	-	-
139400	2016	92,166.14	-	-	-	-	-
139500	2016	-	-	-	-	-	-
139610	2016	-	-	-	-	-	-
139620	2016	-	-	-	-	-	-
139720	2016	407,012.05	-	-	-	-	-
230200	2016	-	-	-	-	-	-
235010	2016	-	-	-	-	-	-
235020	2016	-	-	-	-	-	-
235120	2016	3,024.64	-	-	176.20	-	(176.20)
235130	2016	108.56	(7.83)	-	(0.04)	-	(7.79)
235140	2016	9,637.80	(74.07)	-	21,160.15	-	(21,234.22)
235210	2016	-	-	-	-	-	-
235220	2016	-	-	-	-	-	-
235230	2016	-	-	-	-	-	-
235240	2016	-	-	-	-	-	-
235250	2016	-	-	-	-	-	-
235255	2016	26,431.73	-	-	120,267.01	-	(120,267.01)
235300	2016	6,179.06	-	-	11,389.45	-	(11,389.45)
235400	2016	364,291.37	-	-	144,422.46	-	(144,422.46)
235500	2016	2,288.25	-	-	-	-	-
235600	2016	34,323.68	-	-	295,838.98	-	(295,838.98)
235700	2016	4,875.81	(351.55)	-	(1.89)	-	(349.66)
235805	2016	4,450.28	-	-	-	-	-
235807	2016	52,867.67	-	-	-	-	-
236520	2016	-	-	-	-	-	-
236700	2016	88,991.00	-	-	61,231.55	-	(61,231.55)
237207	2016	2,851.93	-	-	-	-	-
237412	2016	-	-	-	-	-	-
237422	2016	-	-	-	-	-	-
237510	2016	597.48	-	-	780.63	-	(780.63)
237520	2016	3,808.67	-	-	-	-	-
237600	2016	309,953.23	-	-	413,585.53	4,945.86	(408,639.67)
237610	2016	-	-	-	-	-	-
237800	2016	87,472.57	(9.25)	-	21,864.98	-	(21,874.23)
237900	2016	24,883.53	-	-	47,161.63	-	(47,161.63)
238000	2016	7,034,482.94	-	-	1,550,883.99	-	(1,550,883.99)
238010	2016	-	-	-	-	-	-
238100	2016	846,588.36	(2,541.22)	-	308,286.78	-	(310,828.00)
238300	2016	183,921.28	-	-	-	-	-
238500	2016	-	-	-	-	-	-
238700	2016	-	-	-	-	-	-
238805	2016	-	-	-	-	-	-
238807	2016	487,435.15	-	-	-	-	-

Attachment to Response to DOD-FEA-1 Question No. 14

Louisville Gas & Electric Company
Salvage & Cost of Removal Study 1972 - Q2 2020

Page 1740 of 2358

Garrett/Spanos

Acct	Year	Ret	Salvage	CP Salvage	Removal	CP Removal	Net Salvage
239200	2016	-	-	-	-	-	-
239210	2016	-	-	-	-	-	-
239220	2016	2,173.00	(647.89)	-	(22.96)	-	(624.93)
239400	2016	245,638.37	-	-	-	-	-
239500	2016	-	-	-	-	-	-
239610	2016	174,040.09	(43,607.11)	-	(1,545.44)	-	(42,061.67)
239620	2016	-	-	-	-	-	-
239720	2016	-	-	-	-	-	-
312101	2016	-	-	-	-	-	-
312102	2016	-	-	-	-	-	-
312103	2016	-	-	-	-	-	-
312104	2016	-	-	-	-	-	-
312192	2016	-	-	-	-	-	-
330100	2016	-	-	-	-	-	-
330200	2016	-	-	-	-	-	-
330300	2016	7,105,652.66	-	-	-	-	-
330310	2016	-	-	-	-	-	-
330320	2016	-	-	-	-	-	-
338910	2016	-	-	-	-	-	-
338920	2016	-	-	-	-	-	-
339010	2016	224,940.09	-	-	37,056.64	-	(37,056.64)
339020	2016	-	-	-	-	-	-
339030	2016	81,110.28	-	-	-	-	-
339040	2016	-	-	-	-	-	-
339060	2016	-	-	-	-	-	-
339110	2016	149,020.10	-	-	973.36	-	(973.36)
339120	2016	177,487.45	-	-	33,377.59	-	(33,377.59)
339130	2016	4,312,339.99	-	-	-	-	-
339131	2016	1,228,505.58	-	-	-	-	-
339133	2016	-	-	-	-	-	-
339140	2016	6,516.09	-	-	-	-	-
339200	2016	-	-	-	-	-	-
339210	2016	-	-	-	-	-	-
339220	2016	7,703.58	-	-	-	-	-
339300	2016	-	-	-	-	-	-
339400	2016	-	-	-	-	-	-
339500	2016	-	-	-	-	-	-
339610	2016	-	-	-	-	-	-
339620	2016	-	-	-	-	-	-
339700	2016	10,069,894.31	(1,397.96)	-	79,484.71	-	(80,882.67)
339710	2016	4,105,438.96	-	-	-	-	-
339800	2016	-	-	-	-	-	-
339915	2016	-	-	-	-	-	-
130100	2017	-	-	-	-	-	-
130200	2017	-	-	-	-	-	-
131020	2017	-	-	-	-	-	-
131100	2017	209,322.45	-	-	70,122.18	(1,391.62)	(71,513.80)
131101	2017	-	-	-	-	-	-
131105	2017	-	-	-	-	-	-
131110	2017	-	-	-	-	-	-
131200	2017	13,091,124.68	(66,442.00)	-	30,451,503.38	(321,216.45)	(30,839,161.83)
131201	2017	-	-	-	-	-	-
131400	2017	1,207,097.31	(748,975.91)	-	314,039.02	(17,100.98)	(1,080,115.91)
131500	2017	22,054.35	-	-	19,822.47	-	(19,822.47)
131501	2017	-	-	-	-	-	-
131600	2017	207,366.95	-	-	-	-	-
131707	2017	20,817,965.80	-	-	-	-	-
131708	2017	-	-	-	-	-	-
133020	2017	-	-	-	-	-	-
133100	2017	28,266.74	-	-	-	-	-
133200	2017	7,416.11	-	-	-	-	-
133300	2017	153,828.44	-	-	-	-	-
133400	2017	21,090.50	-	-	-	-	-
133500	2017	3,309.58	-	-	-	-	-
133600	2017	-	-	-	-	-	-
133707	2017	-	-	-	-	-	-
134020	2017	-	-	-	-	-	-
134100	2017	-	-	-	-	-	-
134200	2017	21,564.32	-	-	15,336.32	-	(15,336.32)
134300	2017	890,334.67	-	-	100,424.42	-	(100,424.42)
134400	2017	308,016.35	-	-	71,189.86	-	(71,189.86)
134500	2017	-	-	-	-	-	-
134600	2017	22,884.80	-	-	-	-	-
134705	2017	-	-	-	-	-	-
134707	2017	-	-	-	-	-	-
135010	2017	-	-	-	-	-	-
135020	2017	-	-	-	-	-	-
135210	2017	26,705.65	-	-	19,272.76	-	(19,272.76)

Attachment to Response to DOD-FEA-1 Question No. 14

Louisville Gas & Electric Company
Salvage & Cost of Removal Study 1972 - Q2 2020

Page 1741 of 2358

Garrett/Spanos

Acct	Year	Ret	Salvage	CP Salvage	Removal	CP Removal	Net Salvage
135220	2017	-	-	-	-	-	-
135310	2017	1,324,026.52	(6,270.33)	-	1,238,941.98	-	(1,245,212.31)
135311	2017	-	-	-	-	-	-
135320	2017	-	-	-	-	-	-
135400	2017	(91,139.37)	-	-	-	-	-
135500	2017	468,266.03	(378.27)	-	238,725.34	-	(239,103.61)
135600	2017	241,276.93	(13.13)	-	137,831.15	-	(137,844.28)
135700	2017	-	-	-	-	-	-
135800	2017	-	-	-	-	-	-
135915	2017	-	-	-	-	-	-
135917	2017	7,370.88	-	-	-	-	-
136020	2017	-	-	-	-	-	-
136025	2017	-	-	-	-	-	-
136100	2017	22,759.97	-	-	17,539.36	-	(17,539.36)
136200	2017	711,864.94	(11,698.48)	-	148,803.63	-	(160,502.11)
136205	2017	-	-	-	-	-	-
136400	2017	2,893,219.44	(997.83)	-	3,250,677.96	(311,095.41)	(3,562,771.20)
136500	2017	2,802,229.80	(95,894.16)	-	1,646,848.89	(162,255.87)	(1,904,998.92)
136600	2017	408,131.74	(18,723.83)	-	266,156.25	(20,288.21)	(305,168.29)
136700	2017	1,580,438.90	(179,668.96)	-	1,206,894.14	(76,642.25)	(1,463,205.35)
136800	2017	2,952,153.80	(255,445.56)	-	1,983,595.72	(1,745,409.29)	(3,984,450.57)
136910	2017	37,302.65	-	-	244,529.68	-	(244,529.68)
136920	2017	41,292.16	-	-	168,626.65	-	(168,626.65)
137000	2017	3,083,601.81	-	-	-	-	-
137001	2017	77,652.32	(72,404.10)	-	-	-	(72,404.10)
137020	2017	-	-	-	-	-	-
137101	2017	-	-	-	-	-	-
137310	2017	82,893.62	(42.11)	-	883,470.35	-	(883,512.46)
137320	2017	205,459.60	(23,424.71)	-	423,274.24	-	(446,698.95)
137340	2017	-	-	-	-	-	-
137405	2017	16,644.41	-	-	-	-	-
137407	2017	25,506.84	-	-	-	-	-
139200	2017	-	-	-	-	-	-
139210	2017	43,755.68	-	-	-	-	-
139220	2017	120,866.21	-	-	-	-	-
139400	2017	143,955.40	-	-	-	-	-
139500	2017	-	-	-	-	-	-
139610	2017	421,228.56	-	-	-	-	-
139620	2017	-	-	-	-	-	-
139720	2017	-	-	-	-	-	-
230200	2017	-	-	-	-	-	-
235010	2017	-	-	-	-	-	-
235020	2017	-	-	-	-	-	-
235120	2017	10,299.04	(696.13)	-	72,521.63	-	(73,217.76)
235130	2017	-	-	-	-	-	-
235140	2017	4,266.48	-	-	9,443.13	-	(9,443.13)
235210	2017	-	-	-	-	-	-
235220	2017	-	-	-	-	-	-
235230	2017	-	-	-	-	-	-
235240	2017	22,422.08	-	-	71,846.05	-	(71,846.05)
235250	2017	-	-	-	-	-	-
235255	2017	93,523.34	-	-	178,025.79	-	(178,025.79)
235300	2017	36,754.15	-	-	6,665.43	-	(6,665.43)
235400	2017	140,346.94	-	-	271,117.17	-	(271,117.17)
235500	2017	13,110.70	-	-	2,691.52	-	(2,691.52)
235600	2017	178,700.26	-	-	7,168.79	-	(7,168.79)
235700	2017	-	-	-	-	-	-
235805	2017	60,682.27	-	-	-	-	-
235807	2017	113,692.42	-	-	-	-	-
236520	2017	-	-	-	-	-	-
236700	2017	217,700.06	-	-	114,945.03	-	(114,945.03)
237207	2017	42,504.33	-	-	-	-	-
237412	2017	-	-	-	-	-	-
237422	2017	-	-	-	-	-	-
237510	2017	-	-	-	-	-	-
237520	2017	-	-	-	-	-	-
237600	2017	1,280,572.20	-	-	99,766.20	(39,916.24)	(139,682.44)
237610	2017	-	-	-	-	-	-
237620	2017	-	-	-	-	-	-
237800	2017	9,430.72	-	-	25,403.28	-	(25,403.28)
237900	2017	324,494.27	-	-	89,852.37	-	(89,852.37)
238000	2017	171,007.24	-	-	38,057.43	-	(38,057.43)
238010	2017	-	-	-	-	-	-
238020	2017	-	-	-	-	-	-
238100	2017	730,340.16	(30,729.81)	-	363,690.64	-	(394,420.45)
238300	2017	53.07	-	-	1,191.46	-	(1,191.46)
238500	2017	-	-	-	-	-	-
238700	2017	-	-	-	-	-	-

Attachment to Response to DOD-FEA-1 Question No. 14

Louisville Gas & Electric Company
Salvage & Cost of Removal Study 1972 - Q2 2020

Page 1742 of 2358

Garrett/Spanos

Acct	Year	Ret	Salvage	CP Salvage	Removal	CP Removal	Net Salvage
238805	2017	37,095.39	-	-	-	-	-
238807	2017	23,043.13	-	-	-	-	-
239200	2017	-	-	-	-	-	-
239210	2017	140,373.58	-	-	-	-	-
239220	2017	36,801.83	-	-	-	-	-
239400	2017	335,120.42	-	-	-	-	-
239500	2017	-	-	-	-	-	-
239610	2017	281,849.92	-	-	-	-	-
239620	2017	-	-	-	-	-	-
239720	2017	-	-	-	-	-	-
312101	2017	-	-	-	-	-	-
312102	2017	-	-	-	-	-	-
312103	2017	-	-	-	-	-	-
312104	2017	-	-	-	-	-	-
312192	2017	-	-	-	-	-	-
330100	2017	-	-	-	-	-	-
330200	2017	-	-	-	-	-	-
330300	2017	8,008,540.69	-	-	-	-	-
330310	2017	-	-	-	-	-	-
330320	2017	-	-	-	-	-	-
338910	2017	-	-	-	-	-	-
338920	2017	-	-	-	-	-	-
339010	2017	870,805.71	-	-	142,310.04	-	(142,310.04)
339020	2017	-	-	-	-	-	-
339030	2017	69,403.29	-	-	3,541.78	-	(3,541.78)
339040	2017	-	-	-	-	-	-
339060	2017	1,917.02	-	-	4,509.80	-	(4,509.80)
339110	2017	248,851.16	-	-	23,104.61	-	(23,104.61)
339120	2017	-	-	-	15,119.12	-	(15,119.12)
339130	2017	4,080,319.30	-	-	-	-	-
339131	2017	1,005,087.57	-	-	-	-	-
339133	2017	-	-	-	-	-	-
339140	2017	-	-	-	-	-	-
339200	2017	20,757.36	-	-	-	-	-
339210	2017	-	-	-	-	-	-
339220	2017	13,783.47	-	-	-	-	-
339300	2017	-	-	-	-	-	-
339400	2017	-	-	-	-	-	-
339500	2017	-	-	-	-	-	-
339610	2017	-	-	-	-	-	-
339620	2017	-	-	-	-	-	-
339700	2017	2,103,725.53	-	-	50,259.77	-	(50,259.77)
339710	2017	6,626.40	-	-	15,588.66	-	(15,588.66)
339800	2017	-	-	-	-	-	-
339915	2017	-	-	-	-	-	-
130100	2018	-	-	-	-	-	-
130200	2018	-	-	-	-	-	-
131020	2018	-	-	-	-	-	-
131100	2018	1,021,270.53	-	-	1,355,665.96	(529.00)	(1,356,194.96)
131101	2018	-	-	-	-	-	-
131105	2018	-	-	-	-	-	-
131110	2018	-	-	-	-	-	-
131200	2018	13,922,341.42	-	-	12,105,250.10	(414,619.59)	(12,519,869.69)
131201	2018	-	-	-	-	-	-
131400	2018	2,885,905.01	-	-	1,645,949.72	(23,900.69)	(1,669,850.41)
131500	2018	2,119,991.67	-	-	1,050,054.86	(7,130.01)	(1,057,184.87)
131501	2018	-	-	-	-	-	-
131600	2018	137,704.85	-	-	2,000.00	-	(2,000.00)
131707	2018	185,723.98	-	-	-	-	-
131708	2018	2,279,445.10	-	-	-	-	-
133020	2018	-	-	-	-	-	-
133020	2018	-	-	-	-	-	-
133100	2018	37,097.85	(0.43)	-	50,543.52	(1.42)	(50,545.37)
133100	2018	720,385.81	(8,601.50)	-	1,251,552.21	(16.70)	(1,260,170.41)
133200	2018	1,459,494.64	(2,142.76)	-	1,313,698.43	0.09	(1,315,841.10)
133300	2018	419,251.89	(37,237.64)	-	1,832,931.03	3.62	(1,870,165.05)
133400	2018	3,345,453.82	(2,989.20)	-	1,875,975.51	(136.87)	(1,879,101.58)
133500	2018	21,676.40	(11.27)	-	23,383.23	(0.30)	(23,394.80)
133500	2018	54,082.56	(6.18)	-	46,028.85	(2.04)	(46,037.07)
133600	2018	-	-	-	-	-	-
133600	2018	17,811.14	-	-	5,384.17	(0.36)	(5,384.53)
133707	2018	176,735.10	-	-	-	-	-
134020	2018	-	-	-	-	-	-
134020	2018	-	-	-	-	-	-
134020	2018	-	-	-	-	-	-
134100	2018	125.12	-	-	139.87	-	(139.87)
134200	2018	-	-	-	-	-	-
134300	2018	4,159,704.88	-	-	568,635.09	-	(568,635.09)

Attachment to Response to DOD-FEA-1 Question No. 14

Louisville Gas & Electric Company
Salvage & Cost of Removal Study 1972 - Q2 2020

Page 1743 of 2358

Garrett/Spanos

Acct	Year	Ret	Salvage	CP Salvage	Removal	CP Removal	Net Salvage
134400	2018	19,919.63	-	-	-	-	-
134500	2018	17,345.36	-	-	-	-	-
134600	2018	-	-	-	-	-	-
134705	2018	-	-	-	-	-	-
134707	2018	-	-	-	-	-	-
135010	2018	-	-	-	-	-	-
135010	2018	-	-	-	-	-	-
135020	2018	-	-	-	-	-	-
135020	2018	-	-	-	-	-	-
135210	2018	-	-	-	-	-	-
135210	2018	11,504.13	-	-	5,639.52	-	(5,639.52)
135210	2018	-	-	-	-	-	-
135210	2018	-	-	-	-	-	-
135220	2018	-	-	-	-	-	-
135310	2018	39,648.39	-	-	11,402.10	-	(11,402.10)
135310	2018	6,625,508.49	(1,766.51)	-	876,779.34	-	(878,545.85)
135310	2018	-	-	-	-	-	-
135310	2018	-	-	-	-	-	-
135311	2018	-	-	-	-	-	-
135311	2018	-	-	-	-	-	-
135320	2018	-	-	-	-	-	-
135400	2018	-	-	-	-	-	-
135400	2018	8,404.66	-	-	957,583.71	-	(957,583.71)
135500	2018	-	-	-	-	-	-
135500	2018	152,810.41	(1,276.28)	-	384,414.45	(10,537.18)	(396,227.91)
135600	2018	-	-	-	-	-	-
135600	2018	96,409.22	(132.38)	-	183,794.32	(1,462.77)	(185,389.47)
135700	2018	(116,245.73)	-	-	22,963.69	-	(22,963.69)
135800	2018	(154,272.50)	-	-	30,475.64	-	(30,475.64)
135915	2018	-	-	-	-	-	-
135917	2018	1,208.88	-	-	-	-	-
136020	2018	-	-	-	-	-	-
136025	2018	-	-	-	-	-	-
136100	2018	63.41	-	-	3,091.17	-	(3,091.17)
136200	2018	-	-	-	-	-	-
136200	2018	439,732.62	(1,150.84)	-	156,584.07	-	(157,734.91)
136205	2018	-	-	-	-	-	-
136400	2018	3,645,162.23	(70,307.42)	-	2,543,754.33	(80,699.25)	(2,694,761.00)
136500	2018	3,182,007.37	(210,146.19)	-	3,613,487.39	(112,531.89)	(3,936,165.47)
136600	2018	163,818.69	(434.04)	-	79,533.95	3,736.00	(76,231.99)
136700	2018	2,116,317.77	(39,159.00)	-	489,247.29	(49,229.67)	(577,635.96)
136800	2018	306,874.09	(181,466.08)	-	275,910.18	(30,096.10)	(487,472.36)
136910	2018	53,965.03	-	-	306,975.96	-	(306,975.96)
136920	2018	16,867.34	-	-	127,207.86	-	(127,207.86)
137000	2018	568,296.67	-	-	-	-	-
137001	2018	92,166.78	(84,861.10)	-	-	-	(84,861.10)
137020	2018	30,720.47	-	-	-	-	-
137101	2018	-	-	-	-	-	-
137310	2018	208,723.25	(22,556.26)	-	749,598.52	(344.46)	(772,499.24)
137320	2018	-	-	-	-	-	-
137340	2018	-	-	-	-	-	-
137405	2018	2,860.56	-	-	-	-	-
137407	2018	-	-	-	-	-	-
139200	2018	33,467.13	-	-	-	-	-
139200	2018	-	-	-	-	-	-
139210	2018	131,694.94	-	-	-	-	-
139210	2018	-	-	-	-	-	-
139220	2018	36,799.99	-	-	-	-	-
139400	2018	165,890.03	-	-	-	-	-
139500	2018	-	-	-	-	-	-
139610	2018	-	-	-	-	-	-
139610	2018	-	-	-	-	-	-
139620	2018	-	-	-	-	-	-
139720	2018	-	-	-	-	-	-
230200	2018	-	-	-	-	-	-
235010	2018	-	-	-	-	-	-
235020	2018	-	-	-	-	-	-
235120	2018	823.90	(3,773.58)	-	4,287.50	-	(8,061.08)
235130	2018	-	-	-	-	-	-
235140	2018	1,241.63	-	-	27,847.19	-	(27,847.19)
235210	2018	-	-	-	-	-	-
235220	2018	-	-	-	-	-	-
235230	2018	-	-	-	-	-	-
235240	2018	177,459.10	-	-	628,459.77	-	(628,459.77)
235250	2018	-	-	-	-	-	-
235255	2018	810,638.94	-	-	1,315,012.14	-	(1,315,012.14)
235300	2018	99,393.27	-	-	280,163.90	-	(280,163.90)
235400	2018	116,473.79	(3,719.75)	-	304,141.26	-	(307,861.01)

Attachment to Response to DOD-FEA-1 Question No. 14

Louisville Gas & Electric Company
Salvage & Cost of Removal Study 1972 - Q2 2020

Page 1744 of 2358

Garrett/Spanos

Acct	Year	Ret	Salvage	CP Salvage	Removal	CP Removal	Net Salvage
235500	2018	584.00	-	-	3,060.66	-	(3,060.66)
235600	2018	92,209.19	-	-	5,500.00	-	(5,500.00)
235700	2018	23,575.25	-	-	-	-	-
235805	2018	4,198.48	-	-	-	-	-
235807	2018	889,594.89	-	-	-	-	-
236520	2018	-	-	-	-	-	-
236700	2018	67,505.58	-	-	96,678.86	-	(96,678.86)
237207	2018	40,430.17	-	-	-	-	-
237412	2018	-	-	-	-	-	-
237413	2018	-	-	-	-	-	-
237422	2018	-	-	-	-	-	-
237510	2018	-	-	-	-	-	-
237520	2018	2,698.89	-	-	5,221.04	-	(5,221.04)
237600	2018	296,503.74	-	-	749,357.37	3,772.67	(745,584.70)
237610	2018	-	-	-	-	-	-
237620	2018	-	-	-	-	-	-
237800	2018	331,392.48	-	-	526,665.82	-	(526,665.82)
237900	2018	55,382.37	-	-	21,301.38	-	(21,301.38)
238000	2018	15,344.77	-	-	2,254,113.24	-	(2,254,113.24)
238010	2018	-	-	-	-	-	-
238020	2018	-	-	-	-	-	-
238100	2018	1,679,464.93	(55,705.86)	-	589,850.98	-	(645,556.84)
238300	2018	-	-	-	4,828.22	-	(4,828.22)
238500	2018	-	-	-	21,910.27	-	(21,910.27)
238700	2018	-	-	-	-	-	-
238805	2018	-	-	-	-	-	-
238807	2018	1,182,014.57	-	-	-	-	-
239200	2018	-	-	-	-	-	-
239210	2018	58,077.48	-	-	-	-	-
239220	2018	41,281.71	(15,705.51)	-	-	-	(15,705.51)
239400	2018	203,528.62	-	-	-	-	-
239500	2018	-	-	-	-	-	-
239610	2018	109,830.91	-	-	-	-	-
239620	2018	-	-	-	-	-	-
239720	2018	-	-	-	-	-	-
312101	2018	-	-	-	-	-	-
312102	2018	-	-	-	-	-	-
312103	2018	-	-	-	-	-	-
312104	2018	-	-	-	-	-	-
312192	2018	-	-	-	-	-	-
330100	2018	-	-	-	-	-	-
330200	2018	-	-	-	-	-	-
330300	2018	6,848,369.92	-	-	-	-	-
330310	2018	-	-	-	-	-	-
330320	2018	-	-	-	-	-	-
338910	2018	-	-	-	-	-	-
338920	2018	-	-	-	-	-	-
339010	2018	404,295.25	-	-	70,049.71	-	(70,049.71)
339020	2018	-	-	-	-	-	-
339030	2018	98,193.89	-	-	8,325.90	-	(8,325.90)
339040	2018	21,296.37	-	-	702.37	-	(702.37)
339060	2018	-	-	-	-	-	-
339110	2018	602,973.46	-	-	11,045.06	-	(11,045.06)
339120	2018	106,559.94	-	-	881.33	-	(881.33)
339130	2018	2,998,505.54	-	-	-	-	-
339131	2018	941,255.95	-	-	-	-	-
339133	2018	-	-	-	-	-	-
339140	2018	15,765.32	-	-	-	-	-
339200	2018	-	-	-	-	-	-
339210	2018	26,992.29	-	-	-	-	-
339220	2018	-	-	-	-	-	-
339300	2018	-	-	-	-	-	-
339400	2018	132,670.55	(1,874.32)	-	189.36	-	(2,063.68)
339500	2018	-	-	-	-	-	-
339610	2018	72,447.00	-	-	-	-	-
339620	2018	-	-	-	-	-	-
339700	2018	-	-	-	-	-	-
339710	2018	-	-	-	-	-	-
339800	2018	-	-	-	-	-	-
339915	2018	-	-	-	-	-	-
130100	2019	-	-	-	-	-	-
130200	2019	-	-	-	-	-	-
131020	2019	-	-	-	-	-	-
131025	2019	-	-	-	-	-	-
131100	2019	17,006,760.44	(2,892.09)	-	36,039,298.78	(8,159.17)	(36,050,350.04)
131101	2019	-	-	-	-	-	-
131105	2019	-	-	-	-	-	-
131110	2019	-	-	-	-	-	-

Attachment to Response to DOD-FEA-1 Question No. 14

Louisville Gas & Electric Company
Salvage & Cost of Removal Study 1972 - Q2 2020

Page 1745 of 2358

Garrett/Spanos

Acct	Year	Ret	Salvage	CP Salvage	Removal	CP Removal	Net Salvage
131200	2019	20,380,862.49	(45,608.85)		12,280,713.56	(73,026.69)	(12,399,349.10)
131201	2019	-	-		-	-	-
131400	2019	2,662,863.06	(645,212.25)		326,152.81	(57,623.99)	(1,028,989.05)
131500	2019	369,038.06	(3,667.49)		1,170,911.20	-	(1,174,578.69)
131501	2019	-	-		-	-	-
131600	2019	670,708.05	-		34,178.02	(2,096.92)	(36,274.94)
131707	2019	11,955,982.54	-		-	-	-
131708	2019	6,676,295.63	-		-	-	-
133020	2019	-	-		-	-	-
133100	2019	-	-		-	-	-
133200	2019	-	-		29,944.80	-	(29,944.80)
133300	2019	2,844,820.47	-		-	-	-
133400	2019	5,253.27	-		3,663.84	-	(3,663.84)
133500	2019	-	-		-	-	-
133600	2019	-	-		-	-	-
133707	2019	-	-		-	-	-
134020	2019	-	-		-	-	-
134100	2019	52,529.57	-		2,884.42	-	(2,884.42)
134200	2019	319,042.17	-		-	-	-
134300	2019	3,870,507.08	-		17,427.19	-	(17,427.19)
134400	2019	3,084,602.29	-		32,130.51	-	(32,130.51)
134500	2019	143,715.91	-		-	-	-
134600	2019	15,973.94	-		3,357.63	-	(3,357.63)
134705	2019	-	-		-	-	-
134707	2019	-	-		-	-	-
135010	2019	-	-		-	-	-
135020	2019	146.74	(25,553.22)		(36,781.91)	-	11,228.69
135210	2019	2,773.09	-		-	-	-
135220	2019	-	-		-	-	-
135310	2019	526,591.73	(606.52)		442,420.64	-	(443,027.16)
135311	2019	-	-		-	-	-
135320	2019	-	-		-	-	-
135400	2019	138,709.96	-		436,415.31	(436,415.31)	(872,830.62)
135500	2019	203,466.46	-		121,179.25	(6,919.92)	(128,099.17)
135600	2019	195,645.98	(569.77)		93,002.43	96,664.84	3,092.64
135700	2019	1,697.36	-		440.61	-	(440.61)
135800	2019	60,518.63	-		17,149.25	-	(17,149.25)
135915	2019	-	-		-	-	-
135917	2019	1,559.07	-		-	-	-
136020	2019	-	-		-	-	-
136025	2019	-	-		-	-	-
136100	2019	354.22	-		2,912.79	-	(2,912.79)
136200	2019	748,235.38	(1,138.54)		522,815.84	-	(523,954.38)
136205	2019	-	-		-	-	-
136400	2019	3,791,205.44	(2,735.87)		2,873,671.99	(187,985.47)	(3,064,393.33)
136500	2019	3,985,974.94	(12,288.24)		2,165,785.95	(186,803.37)	(2,364,877.56)
136600	2019	49,972.93	-		59,121.37	(12.91)	(59,134.28)
136700	2019	594,579.83	(58,244.21)		877,502.96	(28,653.54)	(964,400.71)
136800	2019	2,911,198.85	(236,083.73)		154,521.00	(10,441.25)	(401,045.98)
136910	2019	8,371.36	-		134,234.27	-	(134,234.27)
136920	2019	24,067.05	-		137,820.47	-	(137,820.47)
137000	2019	537,379.59	-		41.93	-	(41.93)
137001	2019	0.51	-		-	-	-
137011	2019	-	-		-	-	-
137020	2019	47,919.82	-		-	-	-
137101	2019	-	-		-	-	-
137310	2019	8,430.16	(1.80)		24,894.34	(901.33)	(25,797.47)
137320	2019	0.01	-		-	-	-
137340	2019	-	-		-	-	-
137405	2019	-	-		-	-	-
137407	2019	-	-		-	-	-
139200	2019	18,136.58	-		-	-	-
139210	2019	245,127.21	(600.00)		-	-	(600.00)
139220	2019	-	-		-	-	-
139400	2019	73,231.16	-		-	-	-
139500	2019	-	-		-	-	-
139610	2019	-	-		-	-	-
139620	2019	-	-		-	-	-
139720	2019	-	-		-	-	-
230200	2019	-	-		-	-	-
235010	2019	-	-		-	-	-
235020	2019	-	-		-	-	-
235120	2019	526.80	-		-	-	-
235130	2019	-	-		-	-	-
235140	2019	-	-		-	-	-
235210	2019	-	-		-	-	-
235220	2019	-	-		-	-	-
235230	2019	-	-		-	-	-

Attachment to Response to DOD-FEA-1 Question No. 14

Louisville Gas & Electric Company
Salvage & Cost of Removal Study 1972 - Q2 2020

Garrett/Spanos

Acct	Year	Ret	Salvage	CP Salvage	Removal	CP Removal	Net Salvage
235240	2019	-	-	-	-	-	-
235250	2019	-	-	-	-	-	-
235255	2019	4,453.08	-	-	1,786.37	-	(1,786.37)
235300	2019	10.00	-	-	-	-	-
235400	2019	41,242.36	-	-	27,208.33	-	(27,208.33)
235500	2019	-	-	-	-	-	-
235600	2019	11,452.42	-	-	11,220.28	-	(11,220.28)
235700	2019	6,710.71	-	-	5,814.43	-	(5,814.43)
235805	2019	-	-	-	-	-	-
235807	2019	301.79	-	-	-	-	-
236520	2019	-	-	-	-	-	-
236700	2019	7,839.75	-	-	44,553.53	-	(44,553.53)
237207	2019	14,719.28	-	-	-	-	-
237412	2019	-	-	-	-	-	-
237413	2019	-	-	-	-	-	-
237422	2019	-	-	-	-	-	-
237510	2019	-	-	-	-	-	-
237520	2019	4,961.32	-	-	20,881.48	-	(20,881.48)
237600	2019	138,989.39	-	-	1,761,661.95	(187,027.62)	(1,948,689.57)
237610	2019	-	-	-	-	-	-
237620	2019	-	-	-	-	-	-
237800	2019	118,695.12	-	-	432,261.52	-	(432,261.52)
237900	2019	3,903.59	-	-	16,000.00	-	(16,000.00)
238000	2019	70,650.82	-	-	1,654,851.94	-	(1,654,851.94)
238010	2019	-	-	-	-	-	-
238020	2019	-	-	-	-	-	-
238100	2019	2,269,678.20	(41,084.40)	-	502,994.40	-	(544,078.80)
238300	2019	35,115.72	-	-	-	-	-
238500	2019	52,067.07	-	-	-	-	-
238700	2019	-	-	-	-	-	-
238805	2019	-	-	-	-	-	-
238807	2019	1,207,767.55	-	-	-	-	-
239200	2019	-	-	-	-	-	-
239210	2019	-	-	-	-	-	-
239220	2019	31,313.01	(465.83)	-	11.10	-	(476.93)
239400	2019	131,012.54	(12,000.00)	-	-	-	(12,000.00)
239500	2019	-	-	-	-	-	-
239610	2019	187,474.70	-	-	-	-	-
239620	2019	-	-	-	-	-	-
239720	2019	-	-	-	-	-	-
312101	2019	-	-	-	-	-	-
312102	2019	-	-	-	-	-	-
312103	2019	-	-	-	-	-	-
312104	2019	-	-	-	-	-	-
312192	2019	-	-	-	-	-	-
330100	2019	-	-	-	-	-	-
330200	2019	-	-	-	-	-	-
330300	2019	10,700,344.54	-	-	-	-	-
330310	2019	41,192,973.17	-	-	-	-	-
330320	2019	-	-	-	-	-	-
338910	2019	-	-	-	-	-	-
338920	2019	-	-	-	-	-	-
339010	2019	1,065,669.63	-	-	76,904.19	-	(76,904.19)
339020	2019	12,542.48	(1,755.66)	-	41.82	-	(1,797.48)
339030	2019	2,752.07	-	-	-	-	-
339040	2019	-	-	-	-	-	-
339060	2019	-	-	-	-	-	-
339110	2019	603,515.98	-	-	-	-	-
339120	2019	-	-	-	-	-	-
339130	2019	4,361,463.73	-	-	-	-	-
339131	2019	1,838,388.01	-	-	-	-	-
339133	2019	-	-	-	-	-	-
339140	2019	-	-	-	-	-	-
339200	2019	-	-	-	-	-	-
339210	2019	-	-	-	-	-	-
339220	2019	-	-	-	-	-	-
339300	2019	-	-	-	-	-	-
339400	2019	44,164.49	-	-	-	-	-
339500	2019	-	-	-	-	-	-
339610	2019	-	-	-	-	-	-
339620	2019	-	-	-	-	-	-
339700	2019	781,146.39	-	-	-	-	-
339710	2019	-	-	-	-	-	-
339800	2019	-	-	-	-	-	-
339915	2019	-	-	-	-	-	-
130100	2020	-	-	-	-	-	-
130200	2020	-	-	-	-	-	-
131020	2020	-	-	-	-	-	-

Attachment to Response to DOD-FEA-1 Question No. 14

Louisville Gas & Electric Company
Salvage & Cost of Removal Study 1972 - Q2 2020

Page 1747 of 2358

Garrett/Spanos

Acct	Year	Ret	Salvage	CP Salvage	Removal	CP Removal	Net Salvage
131100	2020	1,886,156.02	-	-	2,540,143.71	(1,969.50)	(2,542,113.21)
131101	2020	-	-	-	-	-	-
131105	2020	-	-	-	-	-	-
131110	2020	-	-	-	-	-	-
131200	2020	12,491,416.30	-	-	1,606,238.48	(5,425.15)	(1,611,663.63)
131201	2020	-	-	-	-	-	-
131400	2020	2,989,644.82	-	-	277,623.47	(5,398.35)	(283,021.82)
131500	2020	690,458.99	-	-	52,000.00	-	(52,000.00)
131501	2020	-	-	-	-	-	-
131600	2020	51,812.87	-	-	7,083.31	-	(7,083.31)
131707	2020	4,404,510.97	-	-	-	-	-
131708	2020	-	-	-	-	-	-
133020	2020	-	-	-	-	-	-
133100	2020	-	-	-	-	-	-
133200	2020	-	-	-	-	-	-
133300	2020	-	-	-	-	-	-
133400	2020	16,993.55	-	-	757.67	-	(757.67)
133500	2020	103,098.06	(8,500.00)	-	6,780.33	-	(15,280.33)
133600	2020	-	-	-	-	-	-
133707	2020	-	-	-	-	-	-
134020	2020	-	-	-	-	-	-
134100	2020	23,096.33	-	-	4,323.44	-	(4,323.44)
134200	2020	1,204.79	-	-	4,393.28	-	(4,393.28)
134300	2020	1,387,194.52	-	-	310,377.97	-	(310,377.97)
134400	2020	599,612.10	-	-	13,458.13	-	(13,458.13)
134500	2020	34,508.86	-	-	94,976.72	-	(94,976.72)
134600	2020	-	-	-	-	-	-
134705	2020	-	-	-	-	-	-
134707	2020	-	-	-	-	-	-
135010	2020	-	-	-	-	-	-
135020	2020	-	-	-	-	-	-
135210	2020	4,564.80	-	-	627.21	-	(627.21)
135220	2020	-	-	-	-	-	-
135310	2020	392,015.88	(2,105.31)	-	248,014.44	-	(250,119.75)
135311	2020	-	-	-	-	-	-
135320	2020	-	-	-	-	-	-
135400	2020	-	-	-	-	-	-
135500	2020	3,688.95	-	-	2,594.13	-	(2,594.13)
135600	2020	1,837.61	-	-	1,971.36	-	(1,971.36)
135700	2020	-	-	-	-	-	-
135800	2020	-	-	-	-	-	-
135915	2020	-	-	-	-	-	-
135917	2020	-	-	-	-	-	-
136020	2020	-	-	-	-	-	-
136025	2020	-	-	-	-	-	-
136100	2020	8,146.62	-	-	1,119.37	-	(1,119.37)
136200	2020	3,105.76	-	-	56,244.46	-	(56,244.46)
136205	2020	-	-	-	-	-	-
136400	2020	213,028.74	(36,704.50)	-	909,043.56	(1,239.00)	(946,987.06)
136500	2020	3,283,585.52	(203,214.30)	-	2,673,282.00	-	(2,876,496.30)
136600	2020	409,891.34	(6,325.01)	-	81,829.42	-	(88,154.43)
136700	2020	305,148.35	(199,584.99)	-	1,220,356.02	-	(1,419,941.01)
136800	2020	-	-	-	-	-	-
136910	2020	11,006.99	-	-	50,050.82	-	(50,050.82)
136920	2020	-	-	-	-	-	-
137000	2020	-	-	-	-	-	-
137001	2020	-	-	-	-	-	-
137011	2020	-	-	-	-	-	-
137020	2020	-	-	-	-	-	-
137101	2020	-	-	-	-	-	-
137310	2020	1,189,713.86	(6,034.85)	-	690,172.52	-	(696,207.37)
137320	2020	254,069.25	(4,843.94)	-	818,495.87	-	(823,339.81)
137340	2020	-	-	-	-	-	-
137405	2020	-	-	-	-	-	-
137407	2020	-	-	-	-	-	-
139200	2020	-	-	-	-	-	-
139210	2020	-	-	-	-	-	-
139220	2020	93,753.65	-	-	-	-	-
139400	2020	137,716.09	-	-	-	-	-
139500	2020	-	-	-	-	-	-
139610	2020	216,860.35	-	-	-	-	-
139620	2020	-	-	-	-	-	-
139720	2020	-	-	-	-	-	-
230200	2020	-	-	-	-	-	-
235010	2020	-	-	-	-	-	-
235020	2020	-	-	-	-	-	-
235120	2020	5,522.32	-	-	111,666.17	-	(111,666.17)
235130	2020	-	-	-	-	-	-

Attachment to Response to DOD-FEA-1 Question No. 14

Louisville Gas & Electric Company
Salvage & Cost of Removal Study 1972 - Q2 2020

Garrett/Spanos

Acct	Year	Ret	Salvage	CP Salvage	Removal	CP Removal	Net Salvage
235140	2020	-	-	-	-	-	-
235210	2020	-	-	-	-	-	-
235220	2020	-	-	-	-	-	-
235230	2020	-	-	-	-	-	-
235240	2020	-	-	-	-	-	-
235250	2020	-	-	-	-	-	-
235255	2020	-	-	-	-	-	-
235300	2020	2,587.55	-	-	17,191.43	-	(17,191.43)
235400	2020	9,819.97	-	-	13,793.59	-	(13,793.59)
235500	2020	-	-	-	-	-	-
235600	2020	7,596.23	-	-	35,249.28	-	(35,249.28)
235700	2020	44,564.31	-	-	-	-	-
235805	2020	157,639.85	-	-	-	-	-
235807	2020	-	-	-	-	-	-
236520	2020	-	-	-	-	-	-
236700	2020	-	-	-	-	-	-
237207	2020	-	-	-	-	-	-
237412	2020	-	-	-	-	-	-
237413	2020	-	-	-	-	-	-
237422	2020	-	-	-	-	-	-
237510	2020	-	-	-	-	-	-
237520	2020	-	-	-	-	-	-
237600	2020	173.25	-	-	5,954.76	-	(5,954.76)
237610	2020	-	-	-	-	-	-
237620	2020	-	-	-	-	-	-
237800	2020	29,478.63	-	-	12,600.00	-	(12,600.00)
237900	2020	52,908.97	-	-	9,600.00	-	(9,600.00)
238000	2020	37,777.94	-	-	124,257.29	-	(124,257.29)
238010	2020	-	-	-	-	-	-
238020	2020	-	-	-	-	-	-
238100	2020	3,516.89	-	-	4,451.25	-	(4,451.25)
238300	2020	-	-	-	-	-	-
238500	2020	-	-	-	-	-	-
238700	2020	-	-	-	-	-	-
238805	2020	-	-	-	-	-	-
238807	2020	31,924.24	-	-	-	-	-
239200	2020	-	-	-	-	-	-
239210	2020	-	-	-	-	-	-
239220	2020	-	-	-	-	-	-
239400	2020	22,071.60	-	-	-	-	-
239500	2020	-	-	-	-	-	-
239610	2020	360,698.67	-	-	-	-	-
239620	2020	-	-	-	-	-	-
239720	2020	-	-	-	-	-	-
312101	2020	-	-	-	-	-	-
312102	2020	-	-	-	-	-	-
312103	2020	-	-	-	-	-	-
312104	2020	-	-	-	-	-	-
312192	2020	-	-	-	-	-	-
330100	2020	-	-	-	-	-	-
330200	2020	-	-	-	-	-	-
330300	2020	3,791,468.80	-	-	-	-	-
330310	2020	-	-	-	-	-	-
330320	2020	-	-	-	-	-	-
330330	2020	-	-	-	-	-	-
330340	2020	-	-	-	-	-	-
338910	2020	-	-	-	-	-	-
338920	2020	-	-	-	-	-	-
339010	2020	2,081,758.34	-	-	298,919.20	-	(298,919.20)
339020	2020	-	-	-	-	-	-
339030	2020	23,063.12	-	-	2,039.32	-	(2,039.32)
339040	2020	2,536.46	-	-	-	-	-
339060	2020	-	-	-	-	-	-
339110	2020	319,375.81	-	-	11,992.64	-	(11,992.64)
339120	2020	-	-	-	-	-	-
339130	2020	1,937,594.82	-	-	-	-	-
339131	2020	88,304.77	-	-	-	-	-
339133	2020	-	-	-	-	-	-
339140	2020	-	-	-	-	-	-
339200	2020	-	-	-	-	-	-
339210	2020	-	-	-	-	-	-
339220	2020	-	-	-	-	-	-
339300	2020	1,048,710.62	-	-	-	-	-
339400	2020	513,703.62	-	-	-	(5,000.00)	(5,000.00)
339500	2020	-	-	-	-	-	-
339610	2020	-	-	-	-	-	-
339620	2020	-	-	-	-	-	-
339700	2020	-	-	-	-	-	-

Attachment to Response to DOD-FEA-1 Question No. 14

Louisville Gas & Electric Company
Salvage & Cost of Removal Study 1972 - Q2 2020

Garrett/Spanos

Acct	Year	Ret	Salvage	CP Salvage	Removal	CP Removal	Net Salvage
339710	2020	-	-	-	-	-	-
339800	2020	-	-	-	-	-	-
339915	2020	-	-	-	-	-	-
2020 Total		41,780,638.72	(467,312.90)	0.00	12,319,672.62	(19,032.00)	(12,806,017.52)
		41,780,638.72	(467,312.90)	-	12,319,672.62	(19,032.00)	(12,806,017.52)
		-	-	-	-	-	-

LOUISVILLE GAS & ELECTRIC COMPANY
SUMMARY OF UTILITY PLANT - REGULATORY ACCOUNTING
JUNE 2020

		Beginning Balance	Additions	Retirements	Transfers/ Adjustments	Net Additions	Ending Balance	Form 1/3 Page 200
101	UTILITY PLANT IN SERVICE Common							
	Common General Plant	165,603,753.53	8,601,093.89	(6,015,047.56)	424,957.70	3,011,004.03	168,614,757.56	
	Common Intangible Plant	71,472,459.73	2,765,006.83	(3,791,468.80)	-	(1,026,461.97)	70,445,997.76	
		237,076,213.26	11,366,100.72	(9,806,516.36)	424,957.70	1,984,542.06	239,060,755.32	3h
	Electric							
	Electric Distribution	1,434,890,818.61	80,157,943.79	(5,677,696.43)	-	74,480,247.36	1,509,371,065.97	
	Electric General Plant	22,862,785.19	2,427,636.48	(448,330.09)	-	1,979,306.39	24,842,091.58	
	Electric Hydro Production	146,588,519.59	217,230.11	(120,091.61)	-	97,138.50	146,685,658.09	
	Electric Intangible Plant	2,240.29	-	-	-	-	2,240.29	
	Electric Other Production	390,063,924.30	9,578,366.54	(2,045,616.60)	-	7,532,749.94	397,596,674.24	
	Electric Steam Production	2,992,332,133.56	25,941,145.50	(22,513,999.97)	2,801,612.86	6,228,758.39	2,998,560,891.95	
	Electric Transmission	455,374,208.58	15,091,654.59	(402,107.24)	(424,957.70)	14,264,589.65	469,638,798.23	
		5,442,114,630.12	133,413,977.01	(31,207,841.94)	2,376,655.16	104,582,790.23	5,546,697,420.35	3c net w/102*
	Gas							
	Gas Distribution	993,140,783.29	9,703,671.52	(155,779.92)	-	9,547,891.60	1,002,688,674.89	
	Gas General Plant	14,669,705.34	599,603.44	(382,770.27)	-	216,833.17	14,886,538.51	
	Gas Intangible Plant	387.49	-	-	-	-	387.49	
	Gas Storage	174,149,276.36	5,905,698.57	(227,730.23)	-	5,677,968.34	179,827,244.70	
	Gas Transmission	58,415,734.60	-	-	-	-	58,415,734.60	
		1,240,375,887.08	16,208,973.53	(766,280.42)	-	15,442,693.11	1,255,818,580.19	3d
	Total 101 Accounts	6,919,566,730.46	160,989,051.26	(41,780,638.72)	2,801,612.86	122,010,025.40	7,041,576,755.86	
101	PROPERTY UNDER CAPITAL LEASES Electric							
	Capital Leased Property							
	Electric Steam Production	-	-	-	-	-	-	
		-	-	-	-	-	-	
	Total 101101	-	-	-	-	-	-	
102	Plant Purchased & sold Electric							
	Electric Steam Production	-	-	-	-	-	-	
		-	-	-	-	-	-	
	Common							
	Common General Plant	-	-	-	-	-	-	
		-	-	-	-	-	-	
	Total 102001	-	-	-	-	-	-	*

LOUISVILLE GAS & ELECTRIC COMPANY
SUMMARY OF UTILITY PLANT - REGULATORY ACCOUNTING
JUNE 2020

<u>Beginning Balance</u>	<u>Additions</u>	<u>Retirements</u>	<u>Transfers/ Adjustments</u>	<u>Net Additions</u>	<u>Ending Balance</u>	Form 1/3 Page 200
------------------------------	------------------	--------------------	-----------------------------------	----------------------	---------------------------	-------------------------

LOUISVILLE GAS & ELECTRIC COMPANY
SUMMARY OF UTILITY PLANT - REGULATORY ACCOUNTING
JUNE 2020

		Beginning Balance	Additions	Retirements	Transfers/ Adjustments	Net Additions	Ending Balance	Form 1/3 Page 200
105	PLANT HELD FOR FUTURE USE							
	Electric - 105001							
	Electric Distribution	2,389,731.70	-	-	-	-	2,389,731.70	
	Electric Other Production	211,409.50	-	-	-	-	211,409.50	
	Electric Steam Production	-	-	-	-	-	-	
		2,601,141.20	-	-	-	-	2,601,141.20	
	Electric - 105002							
	Electric Distribution	519,009.11	-	-	-	-	519,009.11	
	Electric Steam Production	-	-	-	-	-	-	
		519,009.11	-	-	-	-	519,009.11	
	Electric							
	Electric Distribution	2,908,740.81	-	-	-	-	2,908,740.81	
	Electric Other Production	211,409.50	-	-	-	-	211,409.50	
	Electric Steam Production	-	-	-	-	-	-	
		3,120,150.31	-	-	-	-	3,120,150.31	10c
	Total 105	3,120,150.31	-	-	-	-	3,120,150.31	
106	COMPLETED CONSTRUCTION NOT CLASSIFIED							
	Common							
	Common General Plant	13,063,644.58	(4,091,922.18)	-	-	(4,091,922.18)	8,971,722.40	
	Common Intangible Plant	7,289,384.87	3,471,798.56	-	-	3,471,798.56	10,761,183.43	
		20,353,029.45	(620,123.62)	-	-	(620,123.62)	19,732,905.83	6h
	Electric							
	Electric Distribution	127,097,981.32	(21,710,924.83)	-	-	(21,710,924.83)	105,387,056.49	
	Electric General Plant	1,202,117.70	(895,428.91)	-	-	(895,428.91)	306,688.79	
	Electric Hydro Production	70,792.88	(70,792.88)	-	-	(70,792.88)	0.00	
	Electric Intangible Plant	-	-	-	-	-	-	
	Electric Other Production	11,913,345.80	(4,133,744.12)	-	-	(4,133,744.12)	7,779,601.68	
	Electric Steam Production	410,876,113.12	36,815,096.74	-	-	36,815,096.74	447,691,209.86	
	Electric Transmission	35,008,153.69	(1,109,898.33)	-	-	(1,109,898.33)	33,898,255.36	
		586,168,504.51	8,894,307.67	-	-	8,894,307.67	595,062,812.18	6c
	Gas							
	Gas Distribution	36,008,065.35	9,760,588.42	-	-	9,760,588.42	45,768,653.77	
	Gas General Plant	178,111.35	(49,716.89)	-	-	(49,716.89)	128,394.46	
	Gas Intangible Plant	-	-	-	-	-	-	
	Gas Storage	12,300,364.98	(3,519,080.45)	-	-	(3,519,080.45)	8,781,284.53	
	Gas Transmission	3,209,072.23	1,451,326.96	-	-	1,451,326.96	4,660,399.19	
		51,695,613.91	7,643,118.04	-	-	7,643,118.04	59,338,731.95	6d

LOUISVILLE GAS & ELECTRIC COMPANY
 SUMMARY OF UTILITY PLANT - REGULATORY ACCOUNTING
 JUNE 2020

	<u>Beginning Balance</u>	<u>Additions</u>	<u>Retirements</u>	<u>Transfers/ Adjustments</u>	<u>Net Additions</u>	<u>Ending Balance</u>	<u>Form 1/3 Page 200</u>
Total 106 Accounts	658,217,147.87	15,917,302.09	-	-	15,917,302.09	674,134,449.96	

LOUISVILLE GAS & ELECTRIC COMPANY
SUMMARY OF UTILITY PLANT - REGULATORY ACCOUNTING
JUNE 2020

	Beginning Balance	Additions	Retirements	Transfers/ Adjustments	Net Additions	Ending Balance	Form 1/3 Page 200
117 GAS STORED UNDERGROUND-NONCURRENT							
Gas							
Gas Stored Nonrecoverable	2,139,990.00	-	-	-	-	2,139,990.00	
	2,139,990.00	-	-	-	-	2,139,990.00	
Total 117001	2,139,990.00	-	-	-	-	2,139,990.00	
121 NONUTILITY PROPERTY							
Common							
Non Utility Property	679,574.50	-	-	-	-	679,574.50	
	679,574.50	-	-	-	-	679,574.50	
Total 121001	679,574.50	-	-	-	-	679,574.50	
107 CONSTRUCTION WORK IN PROGRESS							
Construction Work in Progress							
Common - 107001	23,752,212.57	13,205,772.69	-	-	13,205,772.69	36,957,985.26	11h
Electric - 107001	182,405,271.97	(33,111,295.71)	-	-	(33,111,295.71)	149,293,976.26	11c
Gas - 107001	91,013,491.73	38,936,203.71	-	-	38,936,203.71	129,949,695.44	11d
Common - 107006	-	525,879.67	-	-	525,879.67	525,879.67	
	297,170,976.27	19,556,560.36	-	-	19,556,560.36	316,727,536.63	
Total Plant (Non-CWIP)	7,583,723,593.14	176,906,353.35	(41,780,638.72)	2,801,612.86	137,927,327.49	7,721,650,920.63	
Total Plant + CWIP	7,880,894,569.41	196,462,913.71	(41,780,638.72)	2,801,612.86	157,483,887.85	8,038,378,457.26	
Total Plant + CWIP - Non Utility (BS)	7,880,214,994.91	196,462,913.71	(41,780,638.72)	2,801,612.86	157,483,887.85	8,037,698,882.76	
Total Plant + CWIP - Non Utility (BS) - Gas Stored UG Noncurrent	7,878,075,004.91	196,462,913.71	(41,780,638.72)	2,801,612.86	157,483,887.85	8,035,558,892.76	13b

[ToC](#)

LOUISVILLE GAS & ELECTRIC COMPANY
SUMMARY OF UTILITY PLANT - REGULATORY ACCOUNTING
JUNE 2020

	Beginning Balance	Accruals	Retirements	Transfers/ Adjustments	ARO Settlements	RWIP Transfers Out	Cost of Removal	Salvage	Other Credits	Ending Balance	Form 1/3 Page 200
LIFE RESERVE											
Common General Plant	(84,617,851.13)	(4,833,899.33)	6,015,047.56	(26,060.65)	-	-	-	-	-	(83,462,763.55)	
Common General Plant - ARO	-	-	-	-	-	-	-	-	-	-	
Electric Distribution	(395,771,382.44)	(13,666,172.60)	5,677,696.43	-	-	-	-	-	-	(403,759,858.61)	
Electric Distribution - ARO	(60,528.22)	(1,113.36)	-	-	-	-	-	-	-	(61,641.58)	
Electric General Plant	(12,106,469.02)	(754,052.78)	448,330.09	-	-	-	-	-	-	(12,412,191.71)	
Electric Hydro Production	(20,625,107.46)	(2,027,563.64)	120,091.61	-	-	-	-	-	-	(22,532,579.49)	
Electric Hydro Production - ARO	(28,578.92)	(3,629.59)	-	-	-	-	-	-	-	(32,208.51)	
Electric Other Production	(149,078,508.01)	(7,691,543.20)	2,045,616.60	-	-	-	-	-	-	(154,724,434.61)	
Electric Other Production - ARO	(24,892.81)	(2,818.50)	-	-	-	-	-	-	-	(27,711.31)	
Electric Steam Production	(883,961,529.74)	(57,794,887.99)	18,109,489.00	-	-	-	-	-	-	(923,646,928.73)	
Electric Steam Production - ARO	(40,921,616.35)	(5,397,440.97)	4,404,510.97	-	-	-	-	-	-	(41,914,546.35)	
Electric Transmission	(146,042,862.70)	(3,789,614.75)	402,107.24	26,060.65	-	-	-	-	-	(149,404,309.56)	
Electric Transmission - ARO	(47,670.03)	(2,872.02)	-	-	-	-	-	-	-	(50,542.05)	
Gas Distribution	(215,841,920.36)	(9,161,947.44)	123,855.68	-	-	-	-	-	-	(224,880,012.12)	
Gas Distribution - ARO	(1,889,553.17)	(187,494.97)	31,924.24	-	-	-	-	-	-	(2,045,123.90)	
Gas General Plant	(6,261,295.61)	(283,016.77)	382,770.27	-	-	-	-	-	-	(6,161,542.11)	
Gas Storage	(45,822,076.80)	(1,749,920.28)	70,090.38	-	-	-	-	-	-	(47,501,906.70)	
Gas Storage - ARO	(1,228,946.69)	(79,806.04)	157,639.65	-	-	-	-	-	-	(1,151,112.68)	
Gas Stored Nonrecoverable	-	-	-	-	-	-	-	-	-	-	
Gas Transmission	(11,787,465.76)	(448,914.31)	-	-	-	-	-	-	-	(12,236,380.07)	
Gas Transmission - ARO	(445,014.98)	(21,624.30)	-	-	-	-	-	-	-	(466,639.28)	
Non Utility Property (122)	-	-	-	-	-	-	-	-	-	-	
Non Utility Property (111)	(63,360.36)	-	-	-	-	-	-	-	-	(63,360.36)	16a
	(2,016,626,630.56)	(107,898,332.84)	37,989,169.92	-	-	-	-	-	-	(2,086,535,793.48)	16a
COST OF REMOVAL											
Common General Plant	(1,812,285.97)	(149,273.74)	-	198.71	-	-	312,951.16	-	(5,000.00)	(1,653,409.84)	
Electric Distribution	(176,882,226.91)	(5,893,833.17)	-	-	-	-	6,500,594.04	-	(1,239.00)	(176,276,705.04)	
Electric General Plant	(4,815.64)	-	-	-	-	-	-	-	-	(4,815.64)	
Electric Hydro Production	7,677,803.38	(61,801.90)	-	-	-	-	7,538.00	-	-	7,623,539.48	
Electric Other Production	(6,747,197.56)	(632,188.29)	-	-	-	-	427,529.54	-	-	(6,951,856.31)	
Electric Steam Production	(48,574,749.48)	(7,839,441.98)	-	-	-	-	4,483,088.97	-	(12,793.00)	(51,943,895.49)	
Electric Transmission	(30,319,398.09)	(1,792,989.40)	-	(198.71)	-	-	253,207.14	-	-	(31,859,379.06)	
Gas Distribution	(95,933,041.22)	(4,019,747.00)	-	-	-	-	156,863.30	-	-	(99,795,924.92)	
Gas General Plant	200.27	-	-	-	-	-	-	-	-	200.27	
Gas Storage	950,420.78	(256,804.61)	-	-	-	-	177,900.47	-	-	871,516.64	
Gas Stored Nonrecoverable	-	-	-	-	-	-	-	-	-	-	
Gas Transmission	(2,529,237.96)	(165,336.65)	-	-	-	-	-	-	-	(2,694,574.61)	
Non Utility Property	0.00	-	-	-	-	-	-	-	-	0.00	
	(354,174,528.40)	(20,811,416.74)	-	-	-	-	12,319,672.62	-	(19,032.00)	(362,685,304.52)	

LOUISVILLE GAS & ELECTRIC COMPANY
SUMMARY OF UTILITY PLANT - REGULATORY ACCOUNTING
JUNE 2020

ToC

	Beginning Balance	Accruals	Retirements	Transfers/ Adjustments	ARO Settlements	RWIP Transfers Out	Cost of Removal	Salvage	Other Credits	Ending Balance	Form 1/3 Page 200
SALVAGE											
Common General Plant	272,273.00	-	-	-	-	-	-	-	-	272,273.00	
Electric Distribution	22,363,292.77	440,085.04	-	-	-	-	-	(456,707.59)	-	22,346,670.22	
Electric General Plant	152,652.08	-	-	-	-	-	-	-	-	152,652.08	
Electric Hydro Production	479,403.11	17,187.18	-	-	-	-	-	(8,500.00)	-	488,090.29	
Electric Other Production	725,112.42	66,220.49	-	-	-	-	-	-	-	791,332.91	
Electric Steam Production	31,323,218.64	1,606,051.62	-	-	-	-	-	-	-	32,929,270.26	
Electric Transmission	7,800,923.69	218,018.25	-	-	-	-	-	(2,105.31)	-	8,016,836.63	
Gas Distribution	5,242,307.26	177,205.86	-	-	-	-	-	-	-	5,419,513.12	
Gas General Plant	209,673.14	-	-	-	-	-	-	-	-	209,673.14	
Gas Storage	538,557.69	15,061.95	-	-	-	-	-	-	-	553,619.64	
Gas Stored Nonrecoverable	-	-	-	-	-	-	-	-	-	-	
Gas Transmission	290,183.24	8,857.32	-	-	-	-	-	-	-	299,040.56	
Non Utility Property	-	-	-	-	-	-	-	-	-	-	
	69,397,597.04	2,548,687.71	-	-	-	-	-	(467,312.90)	-	71,478,971.85	
TOTAL RESERVES											
Common	(86,221,224.46)	(4,983,173.07)	6,015,047.56	(25,861.94)	-	-	312,951.16	-	(5,000.00)	(84,907,260.75)	16
Electric	(1,840,675,127.29)	(105,004,401.56)	31,207,841.94	25,861.94	-	-	11,671,957.69	(467,312.90)	(14,032.00)	(1,903,255,212.18)	11
Gas	(374,507,210.17)	(16,173,487.24)	766,280.42	-	-	-	334,763.77	-	-	(389,579,653.22)	14
	(2,301,403,561.92)	(126,161,061.87)	37,989,169.92	-	-	-	12,319,672.62	(467,312.90)	(19,032.00)	(2,377,742,126.15)	S/B 0 Net (0.00)
RETIREMENT WORK IN PROGRESS											
Common	856,637.25	-	-	-	-	(307,951.16)	331,320.31	40.00	-	880,046.40	16
Electric	18,553,956.25	-	-	-	(43,168.70)	(11,147,444.09)	12,922,724.30	(335,284.86)	(266,311.88)	19,684,471.02	11
Gas	8,064,604.00	-	-	-	(199,312.56)	(135,451.21)	4,435,141.04	(3,771.81)	-	12,161,209.46	14
	27,475,197.50	-	-	-	(242,481.26)	(11,590,846.46)	17,689,185.65	(339,016.67)	(266,311.88)	32,725,726.88	
YTD ACTIVITY	(2,273,928,364.42)	(126,161,061.87)	37,989,169.92	-	(242,481.26)	(11,590,846.46)	30,008,858.27	(806,329.57)	(285,343.88)	(2,345,016,399.27)	
AMORTIZATION											
Common	(33,654,286.17)	(7,800,344.44)	3,791,468.80	-	-	-	-	-	-	(37,663,161.81)	21 h
Electric	-	(24.00)	-	-	-	-	-	-	-	-	21 c
Gas	(304.68)	(24.00)	-	-	-	-	-	-	-	(328.68)	21 d
AMORTIZATION TOTAL	(33,654,590.85)	(7,800,368.44)	3,791,468.80	-	-	-	-	-	-	(37,663,490.49)	
Depreciation & Amortization Total	(2,307,582,955.27)	(133,961,430.31)	41,780,638.72	-	(242,481.26)	(11,590,846.46)	30,008,858.27	(806,329.57)	(285,343.88)	(2,382,679,889.76)	
Depr & Amort - Nonutility for Balance Sheet										(2,382,616,529.40)	
Utility Plant at Original Cost Less Reserve for Depreciation & Amortization (Excl nonutility)	5,572,695,400.00									5,655,082,353.36	
Totals											
(1,883,570,741.16)	33 c								Σ = 16 - 16a	(83,963,853.99)	18 h
(377,418,772.44)	33 d								Σ = 11	(1,883,570,741.16)	33 c
(121,627,015.80)	33 h								Σ = 14	(377,418,443.76)	18 d
(2,382,616,529.40)	33 b total includes any Depr on Plant Held for Future Use.								Σ = row 18 on form	\$ (2,344,953,038.91)	18 b
(2,382,616,529.40)	22 b								Σ = row 20 on form	\$ (328.68)	20 b
(1,883,570,741.16)	33 c								Σ = row 21 on form	\$ (37,663,161.81)	21 b
-	28 c										
(1,883,570,741.16)	18 c - net of Depr on Future Assets										

P356.1	Reserve (Less non-utility)	\$	(84,843,900.39)
	RWIP	\$	880,046.40
	Amortization	\$	(37,663,161.81)
		\$	(121,627,015.80)
	Electric	69%	\$ (83,922,640.90)
	Gas	31%	\$ (37,704,374.90)
		\$	(121,627,015.80)
		\$	-

LOUISVILLE GAS & ELECTRIC COMPANY
RWIP BY G/L ACCOUNT - REGULATORY ACCOUNTING
JUNE 2020

	<u>Beginning Balance</u>	<u>Accruals</u>	<u>Retirements</u>	<u>Transfers/ Adjustments</u>	<u>ARO Settlements</u>	<u>RWIP Transfers Out</u>	<u>Cost of Removal</u>	<u>Salvage</u>	<u>Other Credits</u>	<u>Ending Balance</u>
RETIREMENT WORK IN PROGRESS										
Common	856,637.25	-	-	-	-	(307,951.16)	331,320.31	40.00	-	880,046.40
Electric	18,553,956.25	-	-	-	(43,168.70)	(11,147,444.09)	12,922,724.30	(335,284.86)	(266,311.88)	19,684,471.02
Gas	8,064,604.00	-	-	-	(199,312.56)	(135,451.21)	4,435,141.04	(3,771.81)	-	12,161,209.46
	<u>27,475,197.50</u>	<u>-</u>	<u>-</u>	<u>-</u>	<u>(242,481.26)</u>	<u>(11,590,846.46)</u>	<u>17,689,185.65</u>	<u>(339,016.67)</u>	<u>(266,311.88)</u>	<u>32,725,726.88</u>
RWIP ACCOUNT 108099										
Common	-	-	-	-	-	-	-	-	-	-
Electric	-	-	-	-	-	-	-	-	-	-
Gas	-	-	-	-	-	-	-	-	-	-
	<u>-</u>	<u>-</u>	<u>-</u>	<u>-</u>	<u>-</u>	<u>-</u>	<u>-</u>	<u>-</u>	<u>-</u>	<u>-</u>
RWIP ACCOUNT 108799										
Common	146.60	-	-	-	-	-	(146.60)	-	-	-
Electric	845,542.74	-	-	-	(43,168.70)	-	115,001.11	-	-	917,375.15
Gas	7,502,797.42	-	-	-	(199,312.56)	-	4,140,769.47	-	-	11,444,254.33
	<u>2,905,548.76</u>	<u>-</u>	<u>-</u>	<u>-</u>	<u>(242,481.26)</u>	<u>-</u>	<u>4,255,623.98</u>	<u>-</u>	<u>-</u>	<u>12,361,629.48</u>
RWIP ACCOUNT 108901										
Common	856,490.65	-	-	-	-	(307,951.16)	331,466.91	40.00	-	880,046.40
Electric	17,708,413.51	-	-	-	-	(11,147,444.09)	12,807,723.19	(335,284.86)	(266,311.88)	18,767,095.87
Gas	561,806.58	-	-	-	-	(135,451.21)	294,371.57	(3,771.81)	-	716,955.13
	<u>9,564,212.09</u>	<u>-</u>	<u>-</u>	<u>-</u>	<u>-</u>	<u>(11,590,846.46)</u>	<u>13,433,561.67</u>	<u>(339,016.67)</u>	<u>(266,311.88)</u>	<u>20,364,097.40</u>
TOTAL RWIP										
Common	856,637.25	-	-	-	-	(307,951.16)	331,320.31	40.00	-	880,046.40
Electric	18,553,956.25	-	-	-	(43,168.70)	(11,147,444.09)	12,922,724.30	(335,284.86)	(266,311.88)	19,684,471.02
Gas	8,064,604.00	-	-	-	(199,312.56)	(135,451.21)	4,435,141.04	(3,771.81)	-	12,161,209.46
	<u>27,475,197.50</u>	<u>-</u>	<u>-</u>	<u>-</u>	<u>(242,481.26)</u>	<u>(11,590,846.46)</u>	<u>17,689,185.65</u>	<u>(339,016.67)</u>	<u>(266,311.88)</u>	<u>32,725,726.88</u>
			VARIANCE	-	-	-	-	-	-	-

LOUISVILLE GAS & ELECTRIC COMPANY
DETAIL OF TRANSFERS - REGULATORY ACCOUNTING

JUNE 2020

FERC FORM 1 COLUMN CLASSIFICATION:	JAN (1)	FEB (1)	MAR (1)	APR (1)	MAY (1)	JUN (1)	JUL (1)	AUG (1)	SEP (1)	OCT (1)	NOV (1)	DEC (1)	TOTAL	TOTAL	TOTAL	TOTAL	TOTAL	TOTAL	TOTAL	TOTAL
	Transfers/Adjustments	Transfers/Adjustments	Transfers/Adjustments	Transfers/Adjustments	Transfers/Adjustments	Transfers/Adjustments	Transfers/Adjustments	Transfers/Adjustments	Transfers/Adjustments	Transfers/Adjustments	Transfers/Adjustments	Transfers/Adjustments	Ending Balance	Additions	Adjustments	Transfer	N/A	Summary Total	Transfer N/A	
101 UTILITY PLANT IN SERVICE	Transfer	Transfer	Addition																	
Common																				
C389 10-Land													-	-	-	-	-	-	-	-
C389 20-Land Rights													-	-	-	-	-	-	-	-
C390 10-Struct and Imp-Gen Offices													-	-	-	-	-	-	-	-
C390 20-Struct and Imp-Transportat													-	-	-	-	-	-	-	-
C390 30-Struct and Imp - Stores													-	-	-	-	-	-	-	-
C390 40-Struct and Imp - Shops													-	-	-	-	-	-	-	-
C390 50-Struct and Imp - Microwave													-	-	-	-	-	-	-	-
C391 10-Office Furnish													-	-	-	-	-	-	-	-
C391 20-Office Equipment													-	-	-	-	-	-	-	-
C391 30-Carriable Equipment													-	-	-	-	-	-	-	-
C391 31-Personal Computers													-	-	-	-	-	-	-	-
C391 31 Computer Equip ECR 2006													-	-	-	-	-	-	-	-
C391 40-Security Equipment													-	-	-	-	-	-	-	-
C392 00-Cars and Light Trucks													-	-	-	-	-	-	-	-
C392 10-Heavy Trucks and Other													-	-	-	-	-	-	-	-
C392 20-Trains Equip-Trailers													-	-	-	-	-	-	-	-
C393 10-Shoes Equipment													-	-	-	-	-	-	-	-
C394 00-Tools, Shop, Garage Equip													-	-	-	-	-	-	-	-
C395 00-Laboratory Equipment													-	-	-	-	-	-	-	-
C396 10-Power Cp Equip-Hourly Rated													-	-	-	-	-	-	-	-
C396 20-Power Cp Equip-Other													-	-	-	-	-	-	-	-
C397 00-Microwave, Fiber, Other	424,957.70												424,957.70			424,957.70			424,957.70	
C397 10-Comm Eq Radios, Telephone													-	-	-	-	-	-	-	-
C398 00-Miscellaneous Equipment													-	-	-	-	-	-	-	-
C399 10-ARC Cost Common (L/B)													-	-	-	-	-	-	-	-
C301 00-Orientation													-	-	-	-	-	-	-	-
C302 00-Franchise and Consents													-	-	-	-	-	-	-	-
C303 10-Misc (Hwy) Plan/Software													-	-	-	-	-	-	-	-
C303 10-CCS Software													-	-	-	-	-	-	-	-
C303 20-Land Liens													-	-	-	-	-	-	-	-
C303 30-Cloud Software Non Current													-	-	-	-	-	-	-	-
C303 40-Cloud Software Present													-	-	-	-	-	-	-	-
Total Common 101	424,957.70												424,957.70			424,957.70			424,957.70	

Transfer USA

LOUISVILLE GAS & ELECTRIC COMPANY
DETAIL OF TRANSFERS - REGULATORY ACCOUNTING

		JUNE 2020																		Total Ending Balance	Total Additions	Total Adjustments	Total Transfer	Total N/A	Summary Total
JUN (1)	MBR (1)	JUN (1)	Transfers/	Transfers/	Transfers/	Transfers/	Transfers/	Transfers/	Transfers/	Transfers/	Transfers/	Transfers/	Transfers/	Transfers/	Transfers/	Transfers/	Transfers/	Transfers/	Transfers/						
Transfers/	Transfers/	Transfers/	Adjustments	Adjustments	Adjustments	Adjustments	Adjustments	Adjustments	Adjustments	Adjustments	Adjustments	Adjustments	Adjustments	Adjustments	Adjustments	Adjustments	Adjustments	Adjustments	Adjustments						
Gas General Plant																									
G392 30-Transportation Equip-Cat/T																									
G392 20-Transportation Equip-Trail																									
G392 - Transportation																									
G394 00-Cook, Shop, and Garage Equ																									
G395 00-Laboratory Equipment																									
G396 00-Power Co. Equip-Hourly Rated																									
G396 20-Power Co. Equip - Other																									
G396 - Power Co. Equip																									
G397 20-DDM Communication Equipment																									
Total Gas General Plant																									
Gas Intangible Plant																									
G392 00-Franchise and Consents																									
Total Gas Intangible Plant																									
Gas Storage																									
G392 10-Land																									
G392 20-Land Rights																									
G393 - Land & Land Rights																									
G391 20-Compressor Station Structur																									
G391 30-Measuring and Regulat Stat																									
G391 40-Other Structures																									
G391 - Structures & Improvements																									
G392 30-Well Drilling																									
G392 50-Well Equipment ARO																									
G392 50-Well Equipment																									
G392 - Wells																									
G392 10-Storage Leaseholds and Rth																									
G392 20-Reservoirs																									
G392 30-Nonrecoverable Natural Gas																									
G393 - Line																									
G394 00-Compressor Station Equipmen																									
G395 00-Measuring and Regulat Equip																									
G396 20-Purification Equipment																									
G397 00-Other Equipment																									
G398 00-ARO Cost Gas UG Store (L/B)																									
G398 00-ARO Cost Gas UG Store (R/B)																									
G398 - ARO Cost Gas UG Store																									
Total Gas Storage																									
Gas Transmission																									
G397 10-Right of Way																									
G397 20-Mans																									
G397 30-ARO Gas Trans (Ecp)																									
Total Gas Transmission																									
Total Gas 106																									
Total 106 Accounts																									
117 GAS STORED UNDERGROUND-NONCURRENT																									
Gas																									
Gas Stored Nonrecoverable																									
Total 117001																									
121 NONUTILITY PROPERTY																									
Common																									
Non Utility Property																									
Total 121001																									
107 CONSTRUCTION WORK IN PROGRESS																									
Construction Work in Progress																									
Common																									
Electric																									
Gas																									
Total 107																									
TOTAL 101 + 102 + 106		2,801,612.86																		2,801,612.86	2,801,612.86		2,801,612.86		
LIFE RESERVE																									
Common General Plant																									
Electric Distribution - ARO																									
Electric Distribution - ARO																									
Electric General Plant																									
Electric Hydro Production																									
Electric Hydro Production - ARO																									
Electric Other Production																									
Electric Other Production - ARO																									
Electric Steam Production																									
Electric Steam Production - ARO																									
Electric Transmission - ARO																									
Gas Distribution - ARO																									
Gas Distribution - ARO																									
Gas General Plant																									
Gas Storage																									
Gas Storage - ARO																									
Gas Stored Nonrecoverable																									
Gas Transmission																									
Gas Transmission - ARO																									
Non Utility Property (122)																									
Non Utility Property (111)																									
Total																									
COST OF REMOVAL																									
Common General Plant																									
Electric Distribution																									
Electric General Plant																									
Electric Hydro Production																									
Electric Other Production																									
Electric Steam Production																									
Electric Transmission																									
Gas Distribution																									
Gas General Plant																									
Gas Storage																									
Gas Stored Nonrecoverable																									
Gas Transmission																									
Non Utility Property																									
Total																									
SALVAGE																									
Common General Plant																									
Electric Distribution																									
Electric General Plant																									
Electric Hydro Production																									
Electric Other Production																									
Electric Steam Production																									
Electric Transmission																									
Gas Distribution																									
Gas General Plant																									
Gas Storage																									

LOUISVILLE GAS & ELECTRIC COMPANY
DETAIL OF TRANSFERS - REGULATORY ACCOUNTING

	JUNE 2020																		Total Ending Balance	Total Additions	Total Adjustments	Total Transfer	Total N/A	Summary Total	Transfer N/A		
	JAN (1) Transfers/ Adjustments	MAR (1) Transfers/ Adjustments	JUN (1) Transfers/ Adjustments	Transfers/ Adjustments	Transfers/ Adjustments	Transfers/ Adjustments	Transfers/ Adjustments	Transfers/ Adjustments	Transfers/ Adjustments	Transfers/ Adjustments	Transfers/ Adjustments	Transfers/ Adjustments	Transfers/ Adjustments	Transfers/ Adjustments	Transfers/ Adjustments	Transfers/ Adjustments	Transfers/ Adjustments	Transfers/ Adjustments									
Gas Stored Nonrecoverable																											
Gas Transmission	-	-	-	-	-	-	-	-	-	-	-	-	-	-	-	-	-	-	-								
Non-Utility Property	-	-	-	-	-	-	-	-	-	-	-	-	-	-	-	-	-	-	-								
TOTAL RESERVES																											
Common	(25,861.94)	-	-	-	-	-	-	-	-	-	-	-	-	-	-	-	-	-	-								
Electric	25,861.94	-	-	-	-	-	-	-	-	-	-	-	-	-	-	-	-	-	-								
Gas	-	-	-	-	-	-	-	-	-	-	-	-	-	-	-	-	-	-	-								
RETIREMENT WORK IN PROGRESS																											
Common	-	-	-	-	-	-	-	-	-	-	-	-	-	-	-	-	-	-	-								
Electric	-	-	-	-	-	-	-	-	-	-	-	-	-	-	-	-	-	-	-								
Gas	-	-	-	-	-	-	-	-	-	-	-	-	-	-	-	-	-	-	-								
YTD ACTIVITY																											
AMORTIZATION																											
Common	-	-	-	-	-	-	-	-	-	-	-	-	-	-	-	-	-	-	-								
Electric	-	-	-	-	-	-	-	-	-	-	-	-	-	-	-	-	-	-	-								
Gas	-	-	-	-	-	-	-	-	-	-	-	-	-	-	-	-	-	-	-								
AMORTIZATION TOTAL																											
Depreciation & Amortization Total																											

JAN (1) Indiana Kenois Road Substation Communication Assets - Transfer Plant Accounts from Transmission to Common
 MAR (1) Transfer between plant accounts
 JUN (1) ARD Revaluation of CR Ashpond Wells, TC Environmental Pond, and TC Ash Pond.

Louisville Gas & Electric
Land and Vehicle Retirements - REGULATORY ACCOUNTING

[ToC](#)

<u>Other + Vehicles NBV</u>	<u>Land Cost</u>	<u>Unplanned Depreciation</u>	<u>RWIP</u>	<u>(Gain)/Loss</u>	<u>Actual Cash Received</u>	<u>Booked to GL (Y/N)</u>
-	-	-	-	-		

LOUISVILLE GAS & ELECTRIC COMPANY
 CWIP SPEND - YTD - REGULATORY ACCOUNTING
 JUNE 2020

Project Number	Project Description	CWIP Spend
00029FACL	AOC SPACE EXPANSION	2,746,714.79
00031FACL	EOC SPACE EXPANSION	3,470.56
00035FACL	South Ops Engineering Center	(70,172.44)
00040FACL	BOC GUARDSHACK	268,932.41
00066FACL	BOC DCC SPACE CONVERSION LGE	79,256.72
00067FACL	BOC ANNEX LGE	826,084.86
00072FACL	CALL CENTER RENO BOC 3 LGE	166.23
00073FACL	BOC MAIN BLDG RENOVATION LGE	1,828.68
00075FACL	BOC Elevator refurbish	9,940.76
00076FACL	Building Façade Repairs	811,348.99
00079FACL	EOC Roof Replace	1,329.49
00105FACL	KUGO Floor 1, 2 Remodel LGE	1,103,751.10
00107FACL	BOC ROOM 201 RENO - LGE	5,438.41
00145FACL	BOC Cooling Towers Data Center	1,409.98
00149FACL	BOC Holding Tank/Chillers 2020	1,358.77
117149	Trimble County 2	-
117361	Accrued Labor - LGE	34,780.32
119902	Clear 12/04 A&G	334,366.28
120754	Misc. A/R Uncollect - LGE Cap	(114,433.01)
123906LGE	BRCT6 C Inspection LGE	2,824.58
130875	MC1&2 FGD, MC1FF,	63,620.94
130881	MC3 FGD & FABRIC FILTER	(437,655.65)
131715	N1DT Pleasure Ridge Sub-CW	278,530.09
132002	TC CT HGP Insp Unit 7	(98,636.92)
132003	TC CT HGP Insp Unit 9	15,254.03
132976	MC Dozer #1	220,000.00
132989	MC2 Relays	156,361.10
133614	MC4 FGD, FF	(222,027.02)
133671	EFFLUENT WATER STUDY-MC	389,917.94
133679	EFFLUENT WATER STUDY-TC LGE	118,964.07
134198	CR CNL-DLPRK 69KV	653,161.04
135123	MC2 PJFF Bags 2020	137,710.25
136636	MC3 SCR Catalyst Layer 1	33,023.72
137039	TC1 RPLCE AIR HEATER BASKETS	(68,472.47)
137585LGE	TC2 DCS UPGRADE	(21,116.99)
137587	TC1 DCS UPGRADE	(82,162.16)
138400	TC1 SH DMW REPLACE	14,776.50
138439	DLC - LG&E Electric	243.98
139721	MC 3C GSU Transformer	(46,669.87)
139725	TC1 REPLACE BOILER BLD ROOF	-
139726	TC1 REPLACE TURBINE RM ROOF	131,110.46
139871	MC3 INT SH PENDANTS	1,084.93
139889	MC3 AIR HTR BASKETS	(18,521.35)
139892	MC3 FDWTR HTRS	24,925.49
140014LGE	TC CT DCS UPGRADE	(9,010.00)
140095	SIMP CC V_WALL RPLC-LGE-2020	269,856.04
140099	EMS OPERATOR MONITORS-LGE-2019	452.14
140440	TEP-CR-NORTH TAP-SO PARK	11,742.24
141004	ST HELEN FACILITY	191,828.69
141392	LGE FURNITURE PROJ	(5,677.45)
142399	MC3 Gen Stator Bar Install	240,551.87

LOUISVILLE GAS & ELECTRIC COMPANY
 CWIP SPEND - YTD - REGULATORY ACCOUNTING
 JUNE 2020

Project Number	Project Description	CWIP Spend
143595	MC4 SCR Catalyst L1 2020	143,109.90
143601	MC3 Expansion Joints 2019	10,282.74
143606	MC4 DCS Upgrade	153,496.04
143637	MC3 Turbine L-0 Buckets 2019	(284,155.90)
143864	PR Gas Pipe Line	-
144494	GS GE PDM IOTec Repl	573.23
144542	CR7 NGCC HGP (2020)	4,219,534.44
144869	PRESTON CITY GATE STAT	124,612.81
144937	ENGINE ROOM VENTILATION	(7,750.00)
145404	Adv Meter Sys LG&E 2015	6,668.14
147043	MC4 Expansion Joints 2020	32,493.74
147048	MC4 Spare GSU Transformer	145.50
147056	MC2 Boiler Lower Slope	1,061,267.76
147058	MC3 Econ Inlet Header	14,539.65
147078	MC 1&2 Reactant Supply Loop	51,195.04
147470LGE	TC C COAL CONVEYOR SPARE MTR	66,842.77
147735	FULL UPGRD EMS SWARE-LGE-2020	49,475.16
148081	WASTE MANAGEMENT GAS RELO	28,853.71
148083	OF Bridge Resurface	180,626.74
148096	CR7 NGCC STG 2020	167,267.61
148484	N-1 DIST XFMR PLAINVIEW CW	115,501.92
148490	N1DT PLAINVIEW SUB	17,870.34
148727	LGE SMAC 2017 PROJECT	212,934.59
148821	SR Floyd-Seminole 69kV	215,798.07
148822	CR Olin-Tip Top 69kV Phase I	1,987,893.31
148884	DIST XFMR LIME KILN CW	13.56
148885	DIST XFMR LIME KILN SUB	145,223.40
149165	LGE SECURITY EQUIPMENT 2020	25,818.09
149180	DRILL OBSV WELLS MULD 2018	32,557.74
149182	DRILL WELLS CENTER 2018	82,812.44
149185	DRILL WELLS MAG UPPER 2018	19,593.00
149400	VINE GROVE BACKUP FEED	158,603.59
149422	SCADA HARDWARE RPLC	294,291.59
149679	Middletown CIP Security Upgrds	(98,167.50)
150015LGE	TC2 BURNER NOZZLE REPL	-
150059LGE	TC UPG COAL HAND SAMPLER	25,232.91
150064LGE	TC2 TILE & FLIGHT REPLACE	5,077.00
150222	LGE Ky Wired Reimbursable	-
151006	TC2 NOX SHELTER UPGD	(2,510.15)
151021	TC1 ELECTROMECH RELAYS	(7,353.97)
151115	TC CCRT - BOTTOM ASH LGE	130,091.45
151116	TC CCRT - FLY ASH LGE	184,784.23
151117	TC CCRT - GYPSUM LGE	115,114.74
151118	TC CCRT - TRANSPORT LGE	1,287,003.51
151119	TC CCRT - LANDFILL LGE	4,038,114.18
151243	MC Limestone Lining Screw A	188,073.07
151255	MC 3B GSU Transformer Install	(41,323.48)
151259	MC3 Field Instrumentation 2019	(25,000.00)
151291	MC Coal Barge Unloader MCC	56,992.00
151481	DIST CAPACITORS LGE- 2019	15,128.71
151483	LEO PADMOUNT SWITCHGEAR 2019	2,380.59

LOUISVILLE GAS & ELECTRIC COMPANY
 CWIP SPEND - YTD - REGULATORY ACCOUNTING
 JUNE 2020

Project Number	Project Description	CWIP Spend
151484	DWNTWN NTWK VENT PRTCT REPL19	7,834.24
151485	LEO DWNTWN NTWK VAULT RPR 2019	17,127.65
151486	PILC 2019 LGE CABLE REPL	9,320.19
151495	SCM2019 LGE CAP&PIN INSLTR UPG	(7,390.82)
151496	SCM2019 LGE RPL SUB BATTERY	1,564.68
151497	SCM2019 LGE LEGACY RELAY REPL	11,100.96
151498	SCM2019 LGE REPLLGCYAIRMAG BRK	44,579.36
151500	SCM2019 LGE REPL LEGACY RTU	25,865.08
151530	SCM2019 LGE MISC CAPITAL SUB	1,621.25
151531	SCM2019 LGE MISC NESC COMPL	-
151534	SCM2019 LGE REPL ABB VHK MECH	51,421.75
151538	SCM2019 LGE WILDLIFE PROTECT	(13,876.97)
151784	MC1 DCS Hardware 2020	104,448.20
151980	OF DCS Conv/Upgrade	24.96
152001LGE	TC CT EX2000 DIGITAL FE CT10	782.34
152006LGE	TC CT EX2000 DIGITAL FE CT9	407.41
152007LGE	TC CT LUBE OIL PUMPS	4,185.84
152032LGE	TC CT HMI UPGRD	3,467.25
152055	CR7 T3K Hardware Refresh	88,281.74
152056	PR13 T3K Hardware Refresh	10.81
152070LGE	TC SHUTTLE BARGE WINCH UPG	36,162.41
152081	TC1 EXP JOINTS	41,504.95
152104LGE	TC2 LAST STAGE BUCKETS LGE	6,414.45
152108	REL-MT-TC Sw-CF Brkr Add	(10,150.35)
152224	Clifty Creek DL1/DL2 Brkr Rpl	27,571.35
152330	MC Gypsum Dewatering Non-ECR	225,434.08
152381	MC Process Water	2,796,757.21
152384	TC LGE Process Water	674,240.47
152433	IR DROP COUPON MON SYS 2019	(3,487.00)
152442	2019 PURCH ELEC RECORD GAUGES	(3,224.42)
152466	LOU INTL AIRPORT	(158.59)
152508	COMPRESSOR ENGINE AUTO EQUIP	21,118.25
152513	CANNONS LN REGU STATN 2018	196,054.09
152531	ENGINE ROOM TRANSITE SIDING	(10,970.00)
152536	ENGINE VIBRATION EQUIP	(4,390.31)
152546	EAST END REINFORCEMENT	78,168.37
152573	Manhole Structural Rep 2019	303.95
152649	OF Unit 9/10 Front Slabs	298.02
152665LGE	TC2 B FD FAN OVERHAUL LGE	4,104.14
152670	TC1 TDBFP PUMP OVERHAULS	(11,937.15)
152683LGE	TC2 B BFP OVERHAUL LGE	1,271.54
152769	LGE REPLACE FAILED EQ - 2019	8,110.78
152799	LG&E FURNITURE AND CHAIRS-2019	1,015.32
153009	TC1 CEM SHELTER & ASSOC EQUIP	329.50
153021	REPL FAILED EQUIP LTP-LGE	51,464.84
153024	FURN & EQUIP LGE 2020	144,555.76
153047LGE	TC2 FINAL SH REPL *	35,406.95
153070LGE	TC CT PEEC BATTERIES	(7,725.02)
153077	TC1 SCR CATALYST L2 NEW	34,822.44
153080LGE	TC2 SCR CATALYST L1 NEW-	72,211.22
153083LGE	TC CT MAJOR INSPECTION #1	857,948.97

LOUISVILLE GAS & ELECTRIC COMPANY
 CWIP SPEND - YTD - REGULATORY ACCOUNTING
 JUNE 2020

Project Number	Project Description	CWIP Spend
153537	OMN-Ashbottom TR2 Monitor	12,360.49
153561	DCC ENHANCEMENT LGE	337.47
153662	BULLITT CO SYSTEM REINFORCE	1,036,298.81
153884	MC3 Cooling Tower Elect Cable	22,666.66
154092	Distribution Auto LGE 2017	3,915,893.68
154095	IT Distribution Automation LGE	333,762.14
154231	ALPHA WAY	8,991.00
154324	MC Flyash Silo "A" Baghouse	(101,920.00)
154325	MC Flyash Silo "B" Baghouse	27,546.49
154338	MC3 Hydrogen Coolers	(15.79)
154341	MC4 Hydrogen Coolers	13,000.00
154388	MC Turbine Room LED Lighting	8,615.63
154391	MC2 Fire Protection	(16,440.86)
154395	MC3 O2 Probes	4,105.39
154408	MC3 Control Valve Steam Chest	15,247.41
154541	MC3 Secondary Air Meters	33,002.43
154593	MC2/MC3 Boiler Room Roof Drain	(6,192.76)
154631	MC 1C BCP OVERHAUL 2020	90,213.89
154639	MC 2B CTP OVERHAUL 2020	25,876.98
154640	MC 2B MDBFP OVERHAUL 2020	44,917.38
154649	MC 3C Recyc Pump OVERHAUL 2020	28,009.44
154650	MC 3D Recyc Pump OVERHAUL 2020	371.39
154659	MC3 TDBFP OVERHAUL 2019	21,758.70
154708	TC1 LOWER FURNACE WW REPL-	9,088.71
154729LGE	TC CBU MOTOR & DRIVE UPGD'S	(13,650.00)
154831	CR7 UV LIGHTING	(1,601.04)
155110LGE	BRCT6 Gen Prot Relay Upgr-LGE	34,574.71
155124	GS GenEng Wireless Gateways	38,322.84
155144LGE	BRCT7 Gen Prot Relay Upgr-LGE	43,676.30
155150LGE	BRCT7 GT Thermal Insul-LGE	51,713.69
155158LGE	BRCT7 Quench Cooler Nozzle-LGE	2,805.92
155292	LEO PADMOUNT SWITCHGEAR 2020	87,698.56
155313	SCM2019 LGE TXFMR TOOLS	6,816.62
155314	SCM2020 LGE TXFMR TOOLS	7,004.95
155352	Manhole Structural Rep 2020	222,551.15
155359	DWNTWN NTWK VAULT RPR 2020	922,340.93
155361	DWNTWN NTWK VENT PRTCT 2020	455,690.96
155363	PILC 2020 LGE CABLE REPL	6,168,156.62
155365	URD CABLE REPL/REJUV LGE 2020	160,464.84
155386	N1DT Pleasure Ridge Sub	1,080,870.13
155431	Convention Center Vault	277,329.77
155443LGE	TC F COAL CONV GALLERY REBLD-	813,897.83
155513	TC CCR New Const Proces Pd LGE	1,943.82
155529	MV-90 Daily Read LG&E	48,936.05
155651LGE	TC2 EXPANSION JOINTS 2020-	31,722.99
155860	TPPA-Other 2018	67.87
155870	BR1351 Ckt Hardening	(5,152.99)
156027	ST L-O BLADES LGE	1,998.69
156071	Old Henry Rd Public Works	110,044.46
156142	CW1224 CIFI 2018	(1,577.98)
156204	Hillcrest 6" Bus Duct Addition	0.00

LOUISVILLE GAS & ELECTRIC COMPANY
 CWIP SPEND - YTD - REGULATORY ACCOUNTING
 JUNE 2020

Project Number	Project Description	CWIP Spend
156446	Monroe City Gate Phase 2	(9,600.00)
156464	INSTALL HEAT AT BOC	1,528,339.87
156465	SSC TRSFMR SHOP RR AND BREAK	1,467.93
156469	Churchill Downs-Square D	30,413.29
156481	RFN-Tip Top Fence	215,757.10
156486	TC1 BOILER RM ROOF EXHST 2018	767.25
156527	SO Exit Ckt Cable Replacement	2,097.07
156635LGE	TC CBU BUCKETS & CHAINS 2018-	1,942.43
156664	MC 3B Mill Gearbox OVERHAUL 22	226,066.40
156665	MC3 TDBFP Fire Protection	1,690.24
156667	MC4 TDBFP Fire Protection	1,690.24
156683	RFN-Oxmoor Fence	(9,554.62)
156739	MC3 Lower IR Panels	(208,000.00)
156753	MC4 SH Outlet 2020	(19,938.73)
156788	MC2 Precipitator	513,567.63
156789	MC3 Precipitator	(50,702.75)
156836LGE	TC2 DCS SIMULATOR-	24,702.11
156850LGE	TC STACKER RECLAIM OH-	0.01
156930	TC1 FRONT RH BEN REP	21,604.39
156994LGE	TC F COAL CONV SPARE MOTOR-	50,898.81
156996LGE	TC FIRE SYSTEM UPG-Phase 1	1,340.54
156999	TC1 HRH ELBOW	8,786.96
157000	SCM2020 LGE MISC NESC COMPL	3,920.00
157002	SCM2020 LGE WILDLIFE PROTECT	49,968.38
157007	SCM2020 LGE TOOLS & EQUIPMENT	57,852.11
157026	SCM2020 LGE MISC CAPITAL SUB	62,864.57
157036	SCM2020 LGE REPL LGCY OIL BRKR	295,615.92
157037	SCM2020 LGE REPL LEGACY RTU	107,268.99
157040	SCM2020 LGE OIL CONTAIN UPGRD	24,539.49
157041	SCM2020 LGE SUB BLDNG & GND	15,378.00
157051	SCM2020 LGE CAP&PIN INSUL UPGD	4,152.66
157060	SCM2020 LGE LTC OIL FILT ADDS	70,028.51
157153	REL Conestoga Motors	(459.10)
157181	REL Pleasant Grove Motors	77,078.13
157188	TEP-CR-Ashbottom-So Park	17,287.24
157191LGE	TC2 LOWER SLOPE WW REPL#	458.57
157246	TC1 MDBFP COOLER ADD	77,267.12
157248LGE	TC2 ABB MAINS BREAKER UPGD*	108.37
157261LGE	BRCT 6&7 SFC Controls Upgr-LGE	279,220.46
157263LGE	BRCT6 AVR Upgrade - LGE	60,159.20
157265LGE	BRCT7 AVR Upgrade - LGE	60,042.12
157286LGE	STT Valve Mnt Equ LGE	(316.22)
157302LGE	TC AMMONIA TANK WATER CURTAIN-	1,602.25
157313	DSP N1DT Pleasure Ridge	111,764.15
157575	SIO-SUB OIL BREAKERS	402,366.64
157578	SIO-RELAY REPLACEMENT LGE	2,400,685.58
157584	SIO-LED ST LIGHT CONV-LGE	248,782.46
157602	DSP DEL PARK TO CANAL	252,176.01
157626	N1DT CENTERFIELD/RUSSELL CW	438,192.68
157627	N1DT CENTERFIELD/RUSSELL SUB	191,335.14
157649	Bluelick Rd PBWK	139,791.84

LOUISVILLE GAS & ELECTRIC COMPANY
 CWIP SPEND - YTD - REGULATORY ACCOUNTING
 JUNE 2020

Project Number	Project Description	CWIP Spend
157696	Floyd-Seminole 69KV SR	300,552.79
157697	Canal-Del Park 69KV SR	163,766.13
157747	MC2 Coal Feeders	419,665.20
157777LGE	TC2 LOWER SLOPE REPLACE-	-
157785	TC1 TURBINE VALVE UPGRADE	54,167.58
157845	Mobile Capacitor Bank-LG&E	146,948.91
157937	TC-1 Metering (Reimbursable)	(2,218.57)
157977	SO Exit Ckt Duct Repl	(249.60)
158064	AOC Trailers	7.52
158067	TCC OpEngExp & Training Room-L	(520.03)
158121LGE	TC CCRT BOTTOM ASH SPARES-	-
158237	Center Cut Out	396,401.93
158258	PPLC- Cloverport 3850-3854 DCB	115,545.17
158286	Solar Share Array 1 2018 LG&E	-
158292	South Park-Mud Lane 69kV-TEP	(320.88)
158295	LP Dist Overpressure Protectio	54,760.51
158317	SM1398 Exit Circuit	7,511.48
158328LGE	TC CT MULTILIN UPG 2018-	1,031.19
158443	Calvary Anomaly Replacement	31,715.24
158478	Piccadilly to Muld Cut Outs	30,932.28
158577	NA1264 Ckt Hardening	291.31
158578	BR1179 Ckt Hardening	196,766.74
158579	BR1185 Ckt Hardening	391,789.93
158581	SM1234 Ckt Hardening	5,285.22
158582	AB1202 Ckt Hardening	125,011.23
158583	AB1207 Ckt Hardening	(49,588.00)
158587	DX1222 CIFI 2019	5,627.65
158588	DX1223 CIFI 2019	87,593.56
158589	MC1261 CIFI 2019	45,696.25
158590	BR1181 CIFI 2019	(942.63)
158592	WT1210 CIFI 2019	(2,614.35)
158598	BOC Bldg Restoration (Ext)	2,135.19
158623	TC1 FGD RECYCLE PUMP PIPING	(46,029.63)
158743	Manslick Sub Drainage	(10,063.79)
158830	PRLY-TC to TCT 4515 LR	17,672.17
158857	TPPA-Other 2019	100,711.00
158858	TPPA-Charter 2019	13,173.60
158859	TPPA-ANSCO 2019	8,565.00
158860	TPPA-Mobilitie 2019	-
158876	CR7 Ket Boil Upgrade	127,234.59
158878	CR7 Waterbox Lining	35,419.17
158918	PDFR - Buckner	168,166.22
158921	GS Transformer Prot TC1	(1,500.45)
158929	GS Transformer prot CR7	12,850.20
158938LGE	TC 5TH FLR-RESTROOM UPGRADE	6,417.64
158951	TL Comp Rel Hardware_LGE	(501.16)
158954	MC3 DCS Simulator	330,921.11
158955	FERN VALLEY RD VLV ELIM	(11,447.78)
159048LGE	TC LED LIGHTING 2019-	10,790.39
159052	OX1273-1274 Exit Circuit Repl	391.28
159054	2019 CEMI AOC	363,369.29

LOUISVILLE GAS & ELECTRIC COMPANY
 CWIP SPEND - YTD - REGULATORY ACCOUNTING
 JUNE 2020

Project Number	Project Description	CWIP Spend
159056LGE	TC LAB EQUIPMENT 2019-	0.01
159060LGE	TC WASTE SLUDGE PUMPS-	6,710.06
159064	Cambria Hotel Vault	50,010.41
159065LGE	TC SAFETY - 2019	41,547.02
159075	ZIRMED-II Breakdown	283,768.51
159083	Clifton Exit Circuit Repl	22,961.35
159091LGE	TC CCRT FLYASH SPARE EQUIP-	1,137.44
159093LGE	TC CCRT GYPSUM SPARE EQUIP-	1,516.95
159172LGE	TC MOORING CELL UPGD 2019	(942.32)
159254LGE	TC HVAC UPGD 2019-	4,535.52
159259	TEP Ford-Frey 69kV	137,311.17
159298	Signage LG&E - Power Plants	(14,122.05)
159389	TC1 A MILL HOT AIR GATE REPL	2,423.57
159392	TC1 AIR HEATER SB CONT VLV	3,377.64
159431	CR7 Lightning Arrestors	3,908.01
159520LGE	TC CONVEYOR BELT REPL 2019-	(0.01)
159540	BOC DOCK UPGRADES	29,514.25
159544	FOR Paddys W. 3802-27 Tie RPL	7,254.24
159545	MONDI MATERIAL STOR RELOCATE	31,311.04
159585	MC3 CT Drift Eliminators	(18.14)
159625	CR7 Clarifier Inlet Valve	4,057.02
159680	CR-Olin-Tip Top 69kV-TEP	141,137.40
159682LGE	TCC Renovations LGE	(5,102.29)
159690LGE	TC GAS LINE COMPONENT UPG	21,860.86
159692	MC Shipley Ln Prop	5,334.63
159699	MEDIA ROOM RENOVATION	(1,815.37)
159703	JTown Relo OVHD Facilities	(119,800.10)
159787	BOC FENCING	39,882.55
159816	BOC SOUTHWEST ENTRANCE	1,205.82
159848	Asset Info HW/SW 2020 LGE	4,421.26
159876LGE	TC CT GFI UPGRADE-	17,261.75
159910LGE	TC2 AMMONIA TANK UPGD-	2,297.22
159915LGE	TC2 SB CONTROL SYST UPG-	6,076.47
159920LGE	TC2 FINAL SH INLET LEG-1	14,114.23
159934LGE	TC2 MDBFP/ID FAN RELAY UPG-	7,138.06
159967	MC2 RH Spray Control Valves	99,907.79
159969	MC4 Coal Fdrs 4D&E	20,080.93
159971	MC JA Feeder Replacement	13,655.04
160066	STT Trng City Gas Lab	38,701.43
160107	Magazine Substation Upgrade	1,364,034.91
160118LGE	LG&E Ctr 23rd Floor Reno LGE	37.93
160227	UPGRADE 14KV GND TRANSF	44,760.90
160232	TANKER UPGRADE	27,257.66
160237	Trimble Survey Equipment	49,970.77
160243	POWER QUALITY EQUIP 2020	49,723.56
160316	TC1 HL AIR COMP REPL	6,130.47
160318LGE	TC IMPOUND IMPROVE 2019-	341.46
160326LGE	TC CRITICAL HEAT UPGD 2019-	5,008.15
160337LGE	TC MATERIAL HAND STRUCT UPG	9,564.83
160416	MASONRY & TRASH RACK UPGRADES	167,313.94
160432LGE	LGE ROOM 1201 UPGR-LGE	855.34

LOUISVILLE GAS & ELECTRIC COMPANY
 CWIP SPEND - YTD - REGULATORY ACCOUNTING
 JUNE 2020

Project Number	Project Description	CWIP Spend
160433	MC CCR Process Pond	5,080,424.48
160457	Solar Share Array 2 LG&E	245,761.25
160492	Del Park 1408 Ckt Hardening	20,328.02
160494	LGE Spare 138-13kV XFMR-JTown	377,398.60
160537	STT TRNG CTR HVAC	0.00
160555	Doe Run Stor Piggability 2020	803,147.33
160557	MC Screen Wash BP A&B	406.62
160563	PBR-Cane Run CT DFR IT Connect	10,066.45
160564LGE	TC2 RH ATTEMPERATOR-SPARE	31,300.04
160571LGE	TC2 TCS L&S CTRL UPG-	2,409.48
160575LGE	TC PRED MAINT DEVICE 2019-	3,078.61
160592	TC1 BCWP OVERHAUL 2019	1,489.17
160597	TC1 COOLING TWR PUMP OH 2019	1,644.74
160598	Magazine Substation Upgrade CW	1,760.88
160618	MC3 Turb HP Snout Rings 2019	34,036.86
160619	MC3 Turb IP Buckets 2019	45,827.99
160620	MC3 Turb Shaft Packing 2019	95,332.90
160646	TC1 1E COAL MILL GB OVERHAUL	578.06
160660	RECEIVE 10 XFMRs FROM KU	18,898.52
160674	TC1 SFC FLIGHT UPGD	(0.01)
160677LGE	TC MATERIAL HAND OFFICE UPGD-	1,443.59
160679LGE	TC DCS METERING SYST UPGD-	1,202.47
160691	Grady 1462 Duct-Cable Replace	303.31
160694	Manslick Keys Ferry Crossing	238,881.82
160707	MC3B Cooling Tower Pump	4,396.71
160712	XFMR - Stewart Sub	10,344.77
160732	TC1 DESP TR REFURB	0.01
160736	MC Clearwell Pump "A" 2019	91,548.08
160741LGE	TC HAUL ROAD PAVING 2019-	17,840.24
160744	GS SL Discr Analyzer	(51,687.72)
160757	MC3E Agitator Gearbox	21,286.32
160758	GS SL Office HVAC	(49,515.18)
160760	GS SL Mercury 1631	(14,330.24)
160776LGE	TC WET PIT LIFT STATION UPGD-	41,501.10
160782	SCM2019 LGE REPL BUSHINGS	8,010.40
160811	CR7 Emerson Start	35,429.16
160813	Pleasureville HP Dist PL	14,087.64
160816	STT Rotork Actuator	718.92
160820LGE	BR CT6 & CT7 Flux Probe - LGE	623.79
160822L	Work at Home Phase 2 L	24.88
160843	POTH-Test Lab DFR Addition - L	151.76
160846	Training Substation	144,792.43
160847	GS SL Coal Mstr Ash Anlzl	43,612.39
160876	Oxmoor Duct Repl.	10,434.69
160887LGE	TC CT SITE HVAC REPLACEMENT-	9,808.55
160893	AOC AUX WAREHOUSE RENOVATION	350,263.18
160895LGE	BOC SEC MONITORING CTR RELO L	89,148.07
160911LGE	TC2 BOILER WATER WALL PANELS-	26,749.59
160913LGE	BRCT 6&7 HVAC Repl - LGE	(49.50)
160932	TC LAND PURCH MCCUTCHEON LGE	1,740.60
160934	Hendrix ET-02 Trailer	2,741.76

LOUISVILLE GAS & ELECTRIC COMPANY
 CWIP SPEND - YTD - REGULATORY ACCOUNTING
 JUNE 2020

Project Number	Project Description	CWIP Spend
160969LGE	TC ALL TERRAIN FORKLIFT-	15,180.58
160998	MS 2019 Aub Votano 100 Tester	40,519.86
161002	POR-Ashbottom Static Mast Rpl	18,012.53
161003	CR7 ICM Expansion 2019	(5.49)
161005LGE	BUS/ECON DEV OFF RECON LGE	(71.14)
161013LGE	TC WIRELESS SENSOR INSTALL-	(0.01)
161027	CSS Abrasive Wtr Jet	1,120.85
161028	CSS Cont Milling Mach	451.19
161029	CSS Cylindrical Grinder	13,369.59
161030	CSS Horiz Boring Mill	(14,697.25)
161044	ROR Spare 345/161 450MVA Xfmr	33,708.92
161045	ROR Spare 345/138 450 MVA Xfmr	59,945.53
161047	GS CDM MC GE SecST	22,682.87
161058	CR7 Evap Cooling Pipe Repl	21,117.00
161062	OF Station Battery Charger	3,697.66
161064	AOC MEDICAL CLINIC	(18,526.55)
161069	MC Air Handling Unit #7	1,570.69
161077	TPPA-Other 2020	130.00
161081	TPPA-Spectrum 2020	1,125.36
161082	TPPA-ANSCO 2020	401.85
161083	TPPA-AT&T 2020	0.00
161085	TPPA-Verizon 2020	70,433.98
161087	MAG 16 CUT OUTS	1,101,799.24
161104LGE	TC GYPSUM LOADOUT TRANSFORMER-	8,223.35
161106	CR7 Raw Water Pump A 2019	10,351.04
161111	GS GE M Viscometer	(28,306.32)
161113LGE	STT Jib Crane LGE	(946.29)
161121	GS GE M Spark OES	(35,843.99)
161146LGE	TC2 FINAL RH LEAD INLET LEG-	8,143.23
161153	CR7 Emerson TREX Commun	(1,687.22)
161155	PR13 CEMS Data Controller	-
161157	BOC MEDICAL CLINIC	(19,092.05)
161176	AOC Renov for FPG	27,269.43
161177	GS Transformer Prot MC2	45,847.88
161180	MC4A Mechanical Exhauster 2019	68,686.31
161183	SM1235 Ckt Hardening	77,409.19
161197	Grade Lane Sub Spare XFRMR	869,601.48
161236	GS CDM TCA Switch	-
161240	LGE EL/HYB CARS & CHARGE ST	22,266.55
161254LGE	SUPPLY CHAIN RECONFIG LGE	9,619.22
161262	AOC CONCRETE REPLACEMENT	53.16
161273LGE	TC2 MDBFP VOITH OH-	40,237.19
161276LGE	TC2 TD BFP RECIRC VALVES-	22,725.26
161306	NA1269	468,356.38
161315LGE	GS CDM KIP Printer LGE	(14,212.46)
161323	DIST CAPACITORS LGE - 2020	111,601.72
161432	2020 SIO Fuse Savings LGE	309,021.03
161442	WK A CUT OUTS	310,226.78
161447	CR7 CCI Valves 2020	74,580.20
161455	Oxmoor Exit Cable Repl	186,132.66
161466LGE	TC LAB MONITORS 2020-	5,369.78

LOUISVILLE GAS & ELECTRIC COMPANY
 CWIP SPEND - YTD - REGULATORY ACCOUNTING
 JUNE 2020

Project Number	Project Description	CWIP Spend
161470	2020 RECEIVE 1 XFRM FROM KU	2,346.09
161482LGE	TC LED LIGHTING 2020-	114,566.27
161486LGE	TC COAL CONVEYOR BELTS-2020	16,751.52
161489LGE	TC PREDICTIVE EQUIP 2020-	1,883.10
161494LGE	TC MOORING CELL UPGD 2020-	839.73
161496LGE	TC IMPOUND IMPROVE 2020-	10,905.70
161499	VIB Breaker Repl	84,258.46
161507LGE	TC MAT HANDLING STRUCT-UPGD	18,663.27
161623	Trans P&C Toolkit-LG&E	24,407.83
161630	MC 1 & 2 Wet/Dry Overlay	16,240.00
161631	MC 1A BCP OVERHAUL 2020	20,163.56
161635LGE	BOC 1 CASHIER RECON LGE	13,093.14
161646	Billtown Rd. Sect. 1	558,313.07
161650LGE	TC ELECTROMECH RELAYS-2020	30,383.95
161655LGE	STT HIGH VOLT DEMO TRL LGE	12,641.10
161659	SCM2020 LGE REPL BUSHINGS	11,004.07
161705	N1DT CENTERFIELD SUB TRANS	87,153.23
161707LGE	TC LAB RO SYSTEM UPGRADE-	24,005.91
161709	MC1&2 Absorber Mechanical Seal	149,428.01
161711	MC 1A Hydrocyclone Feed Pump	58,380.35
161713	Magazine Sub Upgrade Trans	576,768.61
161714	SSC NW STEPS WAREHOUSE	10,266.16
161722	AOC WAREHOUSE HEATERS	-
161723LGE	Corporate Sec Renov-L	38,732.77
161745	FORD LAP Excess Facilities	372,645.00
161802	Algonquin Exit Cable Repl	3,510.76
161804	Plainview Exit Cable Repl	132,326.04
161806	Ethel Exit Cable Repl	147,187.24
161807	Boutique Hotel Vault	40,604.84
161833LGE	STT Port Filtration Mach LGE	4,773.74
161852LGE	SSC ENGINEERING FACILITY - LGE	184,836.72
161855	WHAS-11116	268,094.61
161877	CR7 Cool Towr Wall	8,093.58
161891	PPLC Smart Gap-LGE	3,222.22
161900	CR7 Aux Stm Heater	382.08
161915LGE	TC UPGD SW PUMP TRAIN - C-	59,784.86
161970	PR11 Battery Replace 20	12,782.32
162174	SCM2019 LGE LEGACY ARRST REPL	2.00
162175	SCM2020 LGE LEGACY ARRST REPL	22,911.09
162205	MC1 Flyash Exhauster 2020	8,159.20
162207	BOC 1 STAIRWELL AND STORAGE	13,401.01
162211	CR7 R1 Static Seal	73,118.39
162218LGE	TC CT INSTALL LED LIGHTING-	18,638.05
162222	CR7 ST Bearings	39,090.48
162272	SCM2020 Louisville Battery	10,976.54
162291	I-MOVE RD WIDENING	18,846.48
162330	CSS TPO Roofing System	252,295.00
162340	AOC Exterior Sec Upgrade	204.22
162341	AOC Interior Sec Upgrade	57,673.63
162352	TC1 BLEED PUMP MODIFICATION	225,988.66
162355LGE	TC2 ECONOMIZER DRAIN UPG-	9,073.41

LOUISVILLE GAS & ELECTRIC COMPANY
 CWIP SPEND - YTD - REGULATORY ACCOUNTING
 JUNE 2020

Garrett/Sp

Project Number	Project Description	CWIP Spend
162363	CSS Water Jet Drill Head	11,350.98
162366	CSS ROTARY AIR COMPRES	40,448.09
162370	LO1190 CEMI	15,282.85
162371	TA1130 CEMI	21,456.21
162372LGE	STT PLC TRNG MOD LGE	3,457.63
162416	MC Gypsum Overland Belt 2020	70,335.53
162419	MC PERSONNEL CARRIER	16,436.00
162462	CR7 HRH1 Vlv Act Replace	129.73
162609	MC#1 Uninterruptable Power Sup	40,034.14
162615	CF1202 CEMI	4,975.85
162626LGE	TC MTCE CLEAN SHOP ADDITION-	8,604.36
162636	POTH-Tip Top 69kV Temp Circuit	15,577.81
162638	Subs Bluebeam Revu Software-L	4,629.27
162644	ENG VALVE ACTUATOR REPL	26,611.92
162645LGE	TC2 SPARE ID FAN BLADES-	8,253.24
162647	TC1 DESP RAPPER CNTRL UPGD	21,188.26
162657LGE	BOC Conf Rm 2C Renov-L	1,088.52
162675	MC 1C BCP Motor Rewind	32,662.15
162676	UG Storage Asset-TaskOP	11,950.65
162683	TC HL1 INJECTION SYST REPL	23,400.00
162708	DX1223 CIFI Phase II	18,917.36
162731	BOC MEDICAL CLINIC LGE	55,029.36
162732	AOC MEDICAL CLINIC L	109,033.09
162735	TC1 PYRITE SUMP UPGD	50,544.49
162758	EDO UG NETWORK OFFICE RENO	17,661.58
162760LGE	TC A TRAVELING WTR SCREEN-	12,187.26
162808LGE	SOLAR SHARE SIGNAGE LGE	15,352.26
162810	CR7 Sludge Pump	2,161.11
162821LGE	OSI Landscape Tool-LGE	16,667.05
162849LGE	PP OFFICE UPDATE LGE14 L	1,248.11
163012	SIO Fuse Savings LGE	47,076.08
163014	SIO Rel LGE UG FCI Install	1,385,453.82
165001	TC1 DIVISION PANEL REPLAC	3,369.81
19PITP340	LGE PITP 2019	(15,175.61)
200LGE15	Customer Bill Redesign-LGE15	25.16
20PITP340	2020 PITP Louisville	2,620,475.81
406000002	Small Tools 2020 004060	59,671.59
406000003	REPLACE PAD METERS 2018	(52,265.93)
406000004	REPLACE PAD METERS 2019	(718.55)
406000005	REPLACE PAD METERS 2020	779,403.43
406000008	I65 Relocation PBWK	6,269.65
406000010	REG FAC RET ZHALE SMITH-HWY 53	4,552.85
406000011	REG FAC RET ELDER PARK	119,968.91
406000021	UPGRADE ELEVATED PRESSURE 19	841,431.51
406000022	UPGRADE ELEVATED PRESSURE 20	1,357,750.77
406000030	Bluelick Rd KYTC Relocation	924,632.72
406000035	Bare Steel Elimination 004060	54,774.73
406000046	River Road Reinforcement - 1	76,369.65
406000048	Fisher Regulator Upgrade-2019	11,036.92
406000052	Regulator Assemblies 2020	339,047.28
406000071	WITHERSPOON REPLACEMENT	635,984.65

LOUISVILLE GAS & ELECTRIC COMPANY
 CWIP SPEND - YTD - REGULATORY ACCOUNTING
 JUNE 2020

Project Number	Project Description	CWIP Spend
406000072	BALLARDSVILLE/MOODY LN	25,471.24
406000076	EASTWOOD FISHERVILLE MAIN EXT	761.38
406000077	US60 at Johnson PBWK	(7,717.40)
406000079	Preston Hwy HP Reinforcement	252,697.88
406000084	Hwy 146 Relocation	699,735.13
414000001	REPLACE STEEL SERVICES 2019	(77,615.15)
414000002	REPLACE STEEL SERVICES 2020	3,340,094.33
419000002	Small Tools 2020 004190	67,744.92
419000005	Small Tools 2019 004190	24,848.36
419000006	Equipment - backhoe 2020	69,831.40
445000001	SMALL TOOLS 2019	5.77
447000001	Doe Run Storage Piggability	47,068.31
447000002	Muld Station Control Rm Repl	53,375.32
447000006	Mul Station Pipe Repl 2019	32,565.78
447000017	Muldraugh Backhoes	(157,862.49)
447000022	Muldraugh Amine Replacement	2,946,428.62
447000030	Eng & Compr Cooling Sys Upg	51,738.96
447500001	Install Cntrl Vlvs Wells 2018	(20,015.65)
448000015	Storage Field Barricades 2019	16,724.58
448000016	Security Upg at Mag & Center	10,006.36
448000024	Small Tools 2020 004480	55,978.65
448000029	H2S Scavenger Upgrades	27,374.16
448000030	Magnolia Amine Replacemnt	896,130.40
448000032	Storage Fld Barricades 2020	47,634.44
448000041	Purchase Excavator	(109,651.73)
451000003	Small Tools 2020 004510	7,835.46
460000001	Small Tools 2020 004600	18,045.55
CACMIT445	AC_MITIGATION	13,885.97
CCAPAC451	GAS REG CAPACITY PRO	104,063.53
CCAPR340	Capital CAP/REG/RECL - 003400	463,876.73
CCAPR419	Purchase Regulators - 004190	33,148.92
CCGUPG451	UPGR FACIL CG STATION 2017	31,915.40
CCOCNT451	RET/REPL CONTR CG STA 2017	6,399.01
CCPIMP445	CP IMPRESSED CUR SYS IMPROVE	1,135.69
CCSO419	REPL EXIST CUST SRV W RISER	1,128,921.48
CCSO421	REPL EXIST CS WITH RISER-MUL	31,123.05
CCSO4485	REPL EXIST CS & RISER-4485	129,333.90
CDEFEQ447	MULDR FAC IMP/EQ REPLACE	143,870.77
CDEFEQ448	MAG FAC IMP/EQ REPL	167,761.88
CEMTR134	LGE Electric Meters - 001340	542,548.30
CFTCUS450	FT CUSTOMER CONVERSIONS	13,916.26
CGME406	NB Gas Main Ext - 004060	1,862,170.22
CGMTR134	LGE Gas Meters - 001340	1,228,338.71
CHPSRV451	COMM HIGH PRES GAS SRV UPGR 17	424,083.86
CKYTCR340	KYTC Reimb LGE Ops	(1,856.96)
CKYTCR406	KYTC REIMBURSABLE PUB WK GAS	111,464.99
CLM040820	LGE Major Storm-Capital-040820	367,779.43
CNBCD3400	NB Comm OH - 003400	975,350.76
CNBCD340U	NB Comm UG - 003400	1,652,445.32
CNBCD343U	NB Comm UG - 003430	2,713,692.13
CNBCS419	NB CUST SRV LINE & GAS RISER	2,585,978.12

LOUISVILLE GAS & ELECTRIC COMPANY
 CWIP SPEND - YTD - REGULATORY ACCOUNTING
 JUNE 2020

Project Number	Project Description	CWIP Spend
CNBCS421	NB INST CUST SERV LINE & RSR	27,182.15
CNBCS4485	INST CUST SRV - MAGNOLIA	6,562.53
CNBGS419	NB Gas Services - 004190	988,987.10
CNBGS421	NB Gas Services - 004210	32,618.35
CNBRD3400	NB Resid OH - 003400	693,775.65
CNBRD341U	NB Res UG-003410	3,740,635.19
CNBSV3400	NB Elect Serv OH - 003400	487,970.63
CNBSV340U	NB Elect Serv UG - 003400	25,602.37
CNBSV343U	NB Elect Serv UG - 003430	1,023,007.13
CNBVLT343	NB Network Vaults - 003430	238,596.13
CPBWK340	EI Public Works - 003400	(403,877.17)
CPBWK343	EI Public Works - 003430	50,385.13
CPBWK406G	Gas Public Works - 004060	527,955.83
CPLUG4475	PLUG GAS STOR WELLS COR CASE	52,143.59
CRCST340	Cust Requested - 003400	33,859.66
CRCST343	Cust Requested - 003430	(52,428.11)
CRCST406G	Cust Requested - 004060	63,904.45
CRDCBL340	Repl Defective Cable - 003400	45,471.71
CRDCBL343	Repl Defective Cable - 003430	485,332.36
CRDD3400	Capital Rep Def OH - 003400	1,250,906.18
CRDD340U	Capital Rep Def UG - 003400	146,436.11
CRDD343U	Capital Rep Def UG - 003430	688,029.80
CREGFC451	GAS REG FAC UPGRADE BLKT 2017	1,014,670.22
CRELD340	Capital Reliability - 003400	275,684.18
CRELD343	Capital Reliability - 003430	965.34
CRELI4475	RELINE GAS STORAGE WELLS 2016	246,436.22
CRPOLE340	Pole Repair/Replace - 003400	4,270,595.78
CRSTLT332	Repair Street Lights - 003320	1,679,206.92
CSTATN447	MULD STATION BLKT	570,396.51
CSTATN448	MAGNOLIA STATION BLKT	6,523.21
CSTLT332	NB Street Lights - 003320	1,593,935.12
CSTOR447	MULD STOR FIELD/TRANS BLKT	945,087.56
CSTOR448	MAG STOR FIELD/TRANS BLKT	708,150.14
CSTRM323	Cap Minor Storms - 003230	450,240.19
CSYSEN340	Sys Enh - 003400	608,754.81
CSYSEN343	Sys Enh - 003430	108,934.14
CSYSEN406	Sys Enh - 004060	364,874.66
CTBRD3400	Cap Trouble Orders OH - 003400	1,417,198.58
CTBRD340U	Cap Trouble Orders UG - 003400	15,301.92
CTBRD343U	Cap Trouble Orders UG - 003430	799,135.01
CTBRD419	Cap Trbl Orders Gas - 004190	308,261.86
CTPD340	Capital Thrd Party - 003400	435,062.71
CTPD343	Capital Thrd Party - 003430	76,994.39
CTPD419	Capital Thrd Party - 004190	75,156.89
CVLT343	Capital Network VltS - 003430	563,303.66
CXFRM311	LGE Line Transformers	3,660,772.37
CXFRM340	NB Transformers - 003400	177,102.84
CXFRM343	NB Transformers - 003430	94,508.21
DLSMR414	DWNTWN LRG SCALE MAIN	1,003.86
IT0036L	Application Whitelisting-LGE19	14,321.65
IT0076L	Oracle Financial Upgr-LGE20-21	(174,154.69)

LOUISVILLE GAS & ELECTRIC COMPANY
 CWIP SPEND - YTD - REGULATORY ACCOUNTING
 JUNE 2020

Project Number	Project Description	CWIP Spend
IT0101L	Smallworld GIS Upgr-LGE17-19	342,000.64
IT0113CG	TC Plant Alt Transport-LGE17	33,559.00
IT0161L2	DACS/SONET Replace-LEXLGE19-22	222,065.65
IT0161L3	DACS/SONET Replace-NKYLGE19-22	40,119.62
IT0161L7	DACS/SONET Replace-WCLLGE19-22	3,643.69
IT0161LOU	DACS/SONET Replace-LOU19-22	514,427.04
IT0232CG	IRAS Enhancements-LGE18	9.71
IT0233CG	IRAS Intern Corrosion-LGE19-20	143,307.19
IT0246L	Mobile Dispatch Repl-LGE19-20	5,003.88
IT0264L	Rate Case 2018-LGE18-19	634.71
IT0294L	Upgrade Quest Server-LGE19	1,786.30
IT0301L	Next Gen LMR-LGE19-21	1,405,545.47
IT0304L	Oracle ULA-LGE19	391.16
IT0329L	Lockout/Tagout Replace-LGE18	140,514.00
IT0333L	Cst Rel Mgmt Maj Acts-LGE19-20	421,199.73
IT0336CG	GITT Plastic Services-LGE17/18	(7,605.29)
IT0352L	Exp/Repl Cust Comm Chan-LGE18	731.62
IT0374L	SIP Voice Infrastruct-LGE18-20	7,911.37
IT0377L	CyberArk Enhancements-LGE20	53,212.94
IT0379L	PeopleSoft Enhancements-LGE20	50,014.43
IT0380L	SOA Replacement-LGE20-21	3,938.26
IT0390L	Oracle Financial Upg-LGE20-21	2,807,152.49
IT0412L	CIP Compl Tools - Year 9-LGE19	17.72
IT0413L	Compliance Infra Year 9-LGE19	4,833.24
IT0418L	CorpFirewall Rpl/Upg 1/2-LGE20	5,884.88
IT0419L	Corp Web Redesign-LGE19-20	41,117.21
IT0448L	Network Access Devices-LGE19	105.80
IT0449L	Network Access Gateways-LGE19	(1,005.94)
IT0453L	OTN Extend EKY Ring-LGE19-20	146,951.02
IT0458L	PowerPlan Upgrade-LGE19-20	489,883.22
IT0466L	Sec Infra Enhancement-LGE19	2,391.47
IT0473L	Site Security Improve-LGE19	910.01
IT0475L	StackVision Upgrade-LGE19	(752.83)
IT0477L	Tech Refresh desk/lap-LGE19	1,935.20
IT0483L	TRODS-LGE19	51.32
IT0486L	Voice Infra Expansion-LGE19	504.93
IT0495L	Contractor Mgmt Upgrades-LGE19	84,369.15
IT0497L	EACM Infrastructure Refr-LGE19	0.04
IT0498L	DB Refresh-LGE19	0.00
IT0499L	Windows 10 CBB Upgrade-LGE19	165.75
IT0507L	iPad Refresh Project-LGE19	1,310.97
IT0511L	Trns Lnes Wk Mgmt Upg-LGE19-21	177,990.34
IT0535L	Expnd Pymt/Cust Srvc Opt-LGE19	2,714.19
IT0536L	Gas Meter Sampling Imprv-LGE19	6.00
IT0540L	Windows 10 SW Upg EMS-LGE19	(416.55)
IT0542L	Data Classification Enh-LGE19	127,259.72
IT0548L	Centrify Rp CyberArk Enh-LGE19	11,765.56
IT0549L	Computing Infra Expans-LGE19	0.96
IT0551L	Data Center Facility Upg-LGE19	1,367.23
IT0553L	WMS Post Implement Mods-LGE19	816.12
IT0557L	Corporate RPA-LGE19	4,706.19

LOUISVILLE GAS & ELECTRIC COMPANY
 CWIP SPEND - YTD - REGULATORY ACCOUNTING
 JUNE 2020

Project Number	Project Description	CWIP Spend
IT0558L	Bill Int Gas Trns Aut-LGE19-20	194,457.74
IT0562L	ABB Upg/iPad Depl FS-LGE19-20	171,522.23
IT0563L	RPA for Rev Integrity-LGE19	22,786.97
IT0565CG	Dist Intgrty Mgmt App-LGE20	351,789.01
IT0569L	Enterprise GIS-Phase2-LGE20-21	2,782,292.25
IT0573CG	Megastar & DVM MW Repl-LGE19	8,245.15
IT0577L	Payroll Enhancements-LGE19-20	39,611.37
IT0591L	Uptivity Rec. Upgrade-LGE19	1,388.65
IT0594L	Mobile OMA Phase II-LGE19-20	309,466.95
IT0597L	TOA Compl & Human Perfor-LGE19	88.54
IT0602L	Access Switch Rotation-LGE20	233,180.75
IT0606L	Bulk Power & Env Systems-LGE20	36,243.84
IT0612L	CIP Compl Tools - Yr 10-LGE20	22,137.06
IT0614L	Citrix XenMobile Upgrade-LGE20	17,642.17
IT0615L	CIP Compl Infra - Yr 10-LGE20	142,563.39
IT0618L	Constellation MW Rplmnt-LGE20	15,108.24
IT0619L	Core Network Infra-LGE20	25,402.07
IT0623L	FieldNet SoftwareUpgr-LGE20	2,881.20
IT0628L	ITSM Upgrade-LGE20	53,619.89
IT0633L	Microsoft Lic True-up-LGE20	10,705.80
IT0634L	Mbl & Wrkst Lic True-up-LGE20	19,137.63
IT0637L	Monitor Replacement-LGE20	45,858.41
IT0642L	NAS Refresh-LGE19	71,196.71
IT0644-1	Ntwrk Acc Dev&Sit-Indirect-LGE	2,209.39
IT0644L	Ntwrk Acc Dev&Site Infra-LGE20	11,955.30
IT0646L	Network Management-LGE20	5,193.53
IT0647L	Network Test Equipment-LGE20	38,635.28
IT0649L	Outside Cable Plant-LGE20	13,963.45
IT0650L	PeopleSoft Tools Upgrade-LGE20	64,256.13
IT0656L	CIP Router Refr Project-LGE20	2,105.73
IT0660L	Sec Infra Enhancements-LGE20	53,212.16
IT0661L	Ser Cap Expan and Rel-LGE20	18,214.09
IT0663L	SharePoint Upgrade-LGE19-21	64,881.18
IT0668L	Site Security Improve-LGE20	1,242.66
IT0671L	Tech Refresh desk/lap-LGE20	541,781.33
IT0672L	Telecom Site Ren-LGE20	9,360.27
IT0673L	TOA Upgrade-LGE20	381.48
IT0674L	TRODS-LGE20	33,865.75
IT0680L	Voice Infra Expansion-LGE20	15,911.37
IT0681L	Wirelss Accs Point Grwth-LGE20	96,913.26
IT0690L	Aligne Upgrade-LGE20	14,062.42
IT0693L	DB Refresh-LGE20	45,982.94
IT0694L	Windows 10 CBB Upgrade-LGE20	80,522.72
IT0695L	SCCM Upgrades-LGE20	20,504.06
IT0696L	RSA Appliance Upgrade-LGE20	22,002.48
IT0697L	Replace ACS Servers-LGE20	18,623.54
IT0699L	ESP Virt Mon App Svrs-LGE20	54,827.17
IT0705L	iPad Refresh Project-LGE20	57,669.70
IT0716L	UC&C/CUCM Major Upgrade-LGE20	24,385.67
IT0719L	Computing Infra Expand-LGE20	35,881.52
IT0720L	Computing Infra Upgrade-LGE20	55,864.57

LOUISVILLE GAS & ELECTRIC COMPANY
 CWIP SPEND - YTD - REGULATORY ACCOUNTING
 JUNE 2020

Project Number	Project Description	CWIP Spend
IT0721L	KY SDN Implement Phase 2-LGE20	58,085.55
IT0722L	Data Center Facility Upg-LGE20	22,017.10
IT0723L	Robo Proc Auto(RPA)-LGE20	14,184.85
IT0728L	Access Switch Growth-LGE20	35,661.13
IT0731L	ALM Upgrade-LGE19-20	67,106.49
IT0741CG	GDO Automation-LGE20	116,796.46
IT0742L	HR Intervw Build-Phase 2-LGE20	16,903.46
IT0746L	Mobile App Develop (MVP)-LGE20	204,166.02
IT0748L	PowerBase Upgrade-LGE19-20	10,882.59
IT0754L	UIPlanner Upgrade-LGE19-20	518,720.62
IT0755L	Vehicle Inspection App-LGE20	151,306.76
IT0757L	Wireless AP Refresh-LGE20	110,232.28
IT0761L	EDI Upgrade-LGE19	21,702.68
IT0762L	Primavera Upgrade-LGE19	30,708.43
IT0764L	MyWorld-Mobile Map-LGE19-20	215,569.12
IT0766L	BW on HANA Enhance-LGE19-20	65,968.50
IT0767L	FieldNet Handheld Secur-LGE19	(153.48)
IT0768L	SSO Implementation-LGE19	1,554.68
IT0769CG	OQ Field Verification-LGE19-20	(1,151.29)
IT0770L	Transmission PMO SP Site-LGE19	3,796.19
IT0771L	Cisco Switch Replacement-LGE19	40,937.99
IT0774CG	OG Field Verification-LGE19-20	61,605.85
IT0775L	RPA-EDO/Rev Integrity-LGE20	20,745.17
IT0779L	RPA - Control & Treasury-LGE20	12,856.05
IT0780L	OTAP Replace-LGE20	186,156.95
IT0781L	Cust Not Expand/Rep-LGE20	4,924.56
IT0913L	BI Upgrade-LGE20	12,853.49
IT1016L	KY SDN Impl (Phase 1)-LGE19	(1,977.34)
IT1019L	Net Pack Broke&Tap Infra-LGE20	95,369.73
L9-2019	Priority Repl T-Lines LGE 2019	49,896.04
L9-2020	Priority Repl T-Lines LGE 2020	717,874.81
LI-000037	PR CR Switching-Shively	24,918.22
LI-000057	REL Jeffersontown ALT 4	5,325.61
LI-000062	REL Mt. Washington RECC	29.70
LI-000088	TEP-CR-Ford-Freys Hill	1,843,386.99
LI-158437	TEP-CR-Eastwood-Simpsnvl 69kV	12,448.36
LI-158943	Wyndover Hills Relocation	-
LI-159222	PR Tip Top-Monument Chemical	1,589,641.15
LI-159541	Ghasem Properties Relocation	-
LI-160050	DSP N1DT STR Centerfield Sub	139,263.34
LI-160387	PR Tip Top-Monument Chem Crt	713,962.85
LI-160418	CR Olin-Tip Top 69kV Phase II	67,766.10
LI-160603	REL Freys Hill MOS	240,239.53
LI-161703	TL UTV-AOC	24,104.64
LI-161857	SPIR Middletown-Trimble Co Sw	857,282.45
LI-162642	Beargrass Tower Reinf Rev	630,594.68
LINS-2019	Priority Repl Insitrs LGE 2019	681.00
LINS-2020	Priority Repl Insitrs LGE 2020	76,761.43
LOTFAIL18	LGE-OtherFail-2018	86,486.28
LOTFAIL19	LGE-OtherFail-2019	28,775.03
LOTFAIL20	LGE-OtherFail-2020	132,686.72

LOUISVILLE GAS & ELECTRIC COMPANY
 CWIP SPEND - YTD - REGULATORY ACCOUNTING
 JUNE 2020

Project Number	Project Description	CWIP Spend
LOTH-2019	Priority Repl Other LGE 2019	(198,110.15)
LOTH-2020	Priority Repl Other LGE 2020	258,415.94
RRCS419G	REP CO GAS SERV 419	1,586,075.88
RRCS421	Serv Line Repl-Muldraugh	1,723.79
SU-000017	PAR-Collins Arrsters 6684,6685	3,183.02
SU-000032	PGG-Madison Grnd Grid Enhance	252.79
SU-000041	PBR-Algonquin PIN PRLY	280,971.30
SU-000049	PBR-Kenwood(3) 69kV BKR	51.95
SU-000059	PRLY-Clay LGE -Madison (6627)	14,944.39
SU-000062	PRLY-Nachand-Wattrson (6667)	97,056.76
SU-000063	PRLY-Grady-Paddys Run (6633)	8,055.75
SU-000072	PRLY-Canal - Del Park (6616)	(24,919.87)
SU-000102	PRLY-Ashbottom 3836,3833,3832	34,116.81
SU-000103	PBR Bcknr-Trmble Co Swtch 4544	478,450.83
SU-000125	PDFR Waterside West	30,567.19
SU-000126	PDFR Mill Creek Switching	163,881.13
SU-000127	PDFR Beargrass	38,108.35
SU-000131	PRLY Flyd - Lcst - Simnle 6647	165,568.25
SU-000132	PRLY Ashbottom-Kenwood (6649)	302.60
SU-000133	PRLY-Appliance Park 3836,PBR	(1,159.16)
SU-000137	PRLY Breckenridge-Ethel (3872)	250,202.61
SU-000171	PRTU FARNSELY	(1,817.54)
SU-000261	REL Jeffersontown ALT 4 SU	62,039.30
SU-000262	PBR-Ashbottom (4) 138kV BKR	16,539.08
SU-000263	PIN-Breckenridge 69KV+	(68,239.45)
SU-000269	PBR-Taylor (1) 69kV PIN PAR	(7,785.32)
SU-000271	PGG-Seminole GG	183.30
SU-000278	PIN-Lyndon South 138-69+	(1,083.25)
SU-000292	REL-Centerfield DFR	33,089.05
SU-000294	PBR-Magazine PRLY PIR PAR	(8,536.10)
SU-000299	PRLY-CRS 3832,3833,3801-CG3801	275,762.80
SU-000303	PRLY-CP 3852	62,864.79
SU-000336	PRLY-BY-HB 3891	200.86
SU-000347	TEP-BL 345/161kV Transf. Repl	21,040.85
SU-000356	REL-CW-686 to Breaker	159,516.86
SU-000357	REL-DX-812 to Breaker	137,600.17
SU-000358	REL PBR Hancock-859 to Brkr	157,408.79
SU-000360	REL-OK-876 to Breaker	165,841.61
SU-000367	PBR-Nachand (1) BKR	159,593.16
SU-000368	PBR-Highland (2) BKR	82,649.35
SU-000369	PBR-Hancock (1) BKR	12,640.90
SU-000370	PBR-Canal (11) BKR (PIN)	4,805,346.93
SU-000414	PIN - Hillcrest, PAR	46,179.57
SU-000422	PIN-Clifton, PAR	92,639.34
SU-000452	POR - Ford Battery	16,112.62
SU-000453	POR Plainview Battery	3,774.67
SU-000468	PRTU-CLOVERPORT	54,729.22
TMPMAGRC	TMP: Mag 16 & 20 Road Crossing	3,086,210.60
TMPPENBLN	TMP PENILE-BLANTON LN	1,939,460.43
TMPPENPRS	TMP PENILE-PRESTON	10,897,994.90
TMPPROP1	TMP PROPERTY PENILE-BLANTON	4,018.75

LOUISVILLE GAS & ELECTRIC COMPANY
CWIP SPEND - YTD - REGULATORY ACCOUNTING
JUNE 2020

Project Number	Project Description	CWIP Spend
TMPPRSPIC	TMP PRESTON-PICCADILLY	10,176,793.76
TMPWKA	TMP: WK A 20" Standardization	194,420.16
TMPWKB	TMP: WK B 20" Standardization	87,150.39

Grand Total		196,462,913.71
--------------------	--	-----------------------

[ToC](#)

LOUISVILLE GAS & ELECTRIC COMPANY
 RECONCILIATION OF SUMMARY OF UTILITY PLANT TO INCOME STATEMENT DEPRECIATION AND AMORTIZATION - REGULATORY ACCOUNTING
 JUNE 2020

	YTD Accruals	YTD Acct - 254	YTD IS Neutrality ARO Child Depr.	YTD Locomotives Acct - 151060	YTD Railcar Acct - 151060	YTD Gas Pipeline Acct - 151061	YTD Transportation Acct - 184315	YTD Anniversary RV Acct - 421005	YTD Future Use Dist Dr Acct - 421201	End Balance	
DEPRECIATION											
Common General Plant	(4,983,173.07)	-	-	-	-	-	6,408.14	-	-	(4,976,764.93)	141
Common General Plant - ARO	-	-	-	-	-	-	-	-	-	-	
Non Utility Property	-	-	-	-	-	-	-	-	-	-	
Total Common	(4,983,173.07)	-	-	-	-	-	6,408.14	-	-	(4,976,764.93)	
Electric Distribution	(19,119,920.73)	-	-	-	-	-	-	-	-	(19,119,920.73)	ELECTRIC
Electric Distribution - ARO	(1,113.36)	-	1,113.36	-	-	-	-	-	-	-	ARO
Electric General Plant	(754,052.78)	-	-	-	-	-	-	-	-	-	
Electric Hydro Production	(2,072,178.36)	-	-	-	-	-	170,879.98	-	-	(583,172.80)	111
Electric Hydro Production - ARO	(3,629.59)	-	3,629.59	-	-	-	-	-	-	(2,072,178.36)	(583,172.80)
Electric Other Production	(8,257,511.00)	-	-	-	-	238,543.26	-	-	-	(8,018,967.74)	(8,018,967.74)
Electric Other Production - ARO	(2,818.50)	-	2,818.50	-	-	-	-	-	-	-	-
Electric Steam Production	(64,028,278.35)	-	-	-	-	-	-	-	-	(64,028,278.35)	(64,028,278.35)
Electric Steam Production - ARO	(5,397,440.97)	-	5,397,440.97	-	-	-	-	-	-	-	-
Electric Transmission	(5,364,585.90)	-	-	-	-	-	-	-	-	(5,364,585.90)	(5,364,585.90)
Electric Transmission - ARO	(2,872.02)	-	2,872.02	-	-	-	-	-	-	-	-
Total Electric	(105,004,401.56)	-	5,407,874.44	-	-	238,543.26	170,879.98	-	-	(99,187,103.88)	(99,187,103.88)
Gas Distribution	(13,004,488.58)	-	-	-	-	-	-	-	-	(13,004,488.58)	
Gas Distribution - ARO	(187,494.97)	-	187,494.97	-	-	-	-	-	-	-	
Gas General Plant	(283,016.77)	-	-	-	-	-	79,067.14	-	-	(203,949.63)	131
Gas Storage	(1,991,662.94)	-	-	-	-	-	-	-	-	(1,991,662.94)	
Gas Storage - ARO	(79,806.04)	-	79,806.04	-	-	-	-	-	-	-	
Gas Stored Nonrecoverable	-	-	-	-	-	-	-	-	-	-	
Gas Transmission	(605,393.64)	-	-	-	-	-	-	-	-	(605,393.64)	
Gas Transmission - ARO	(21,624.30)	-	21,624.30	-	-	-	-	-	-	-	
Total Gas	(16,173,487.24)	-	288,925.31	-	-	-	79,067.14	-	-	(15,805,494.79)	
Total Reserves	(126,161,061.87)	-	5,696,799.75	-	-	238,543.26	256,355.26	-	-	(119,969,363.60)	
AMORTIZATION											
Common	(7,800,344.44)	-	-	-	-	-	-	-	-	(7,800,344.44)	
Electric	(24.00)	-	-	-	-	-	-	-	-	(24.00)	
Gas	(7,800,368.44)	-	-	-	-	-	-	-	-	(7,800,368.44)	
TOTAL ACCRUAL & AMORTIZATION	(133,961,430.31)	-	-	-	-	-	-	-	-	(127,769,732.04)	

Reconciliation to Income Statement - Amortization Expense

Electric Rev & Exp:	Amort YTD	\$ 5,382,237.68
		\$ 5,382,237.68
Per Above Reserve listing:		
Total Electric	\$ -	
Common Alloc (69%)	\$ 5,382,237.66	
	\$ 5,382,237.66	
Variance:	\$ (0.02)	
Gas Rev & Exp:	Amort YTD	\$ 2,418,130.76
		\$ 2,418,130.76
Per Above Reserve listing:		
Total Gas:	\$ 24.00	
Common Alloc (31%)	\$ 2,418,106.76	
	\$ 2,418,130.76	
Variance:	\$ 0.02	

Reconciliation to Income Statement

Electric Rev & Exp:	Depreciation YTD	\$ 102,621,071.65
	ARO Depreciation	\$ -
		\$ 102,621,071.65
Per Above Reserve listing:		
Total Common	Total Electric	\$ 99,187,103.88
ECR Depr - Comm	\$ 4,976,764.93	
Total Common	\$ -	
Common Alloc	\$ 4,976,764.93	
	69%	\$ 3,433,967.80
		\$ 102,621,071.68
Variance:		\$ 0.03
Gas Rev & Exp:	Depreciation YTD	\$ 17,348,291.92
	ARO Depreciation	\$ -
		\$ 17,348,291.92
Per Above Reserve listing:		
Total Common	Total Gas:	\$ 15,805,494.79
ECR Depr - Comm	\$ 4,976,764.93	
Total Common	\$ -	
Common Alloc	\$ 4,976,764.93	
	31%	\$ 1,542,797.13
		\$ 17,348,291.92
Variance:		\$ -
		\$ 0.03

LOUISVILLE GAS & ELECTRIC COMPANY
TOTAL COMPANY PLANT IN SERVICE - COMMON - NBV -REGULATORY ACCOUNTING
JUNE 2020

KENTUCKY & INDIANA Total 101 & 106 Plant in Service Common General	Beginning Balance	Additions	Retirements	Transfers/ Adjustments	Net Additions	Ending Balance	Reserve	Total Plant in Service Net Book Value
C389.10-Land	1,564,394.37	-	-	-	-	1,564,394.37	-	1,564,394.37
C389.20-Land Rights	-	-	-	-	-	-	-	-
C390.10-Struct and Imp-Gen Offices	75,153,653.60	2,200,854.12	(2,081,758.34)	-	119,095.78	75,272,749.38	(29,728,126.89)	45,544,622.49
C390.20-Struc and Imp-Transportatio	399,608.09	-	-	-	-	399,608.09	(73,127.24)	326,480.85
C390.30-Struct and Imp - Stores	10,295,463.31	117,363.61	(23,063.12)	-	94,300.49	10,389,763.80	(6,974,368.52)	3,415,395.28
C390.40-Struct and Imp - Shops	1,010,624.34	28,639.82	(2,536.46)	-	26,103.36	1,036,727.70	(243,710.45)	793,017.25
C390.60-Struct and Imp - Microwave	1,099,708.47	-	-	-	-	1,099,708.47	(440,998.90)	658,709.57
C391.10-Office Furniture	8,217,575.36	167,965.12	(319,375.81)	-	(151,410.69)	8,066,164.67	(5,437,621.00)	2,628,543.67
C391.20-Office Equipment	1,528,233.15	(72,658.77)	-	-	(72,658.77)	1,455,574.38	(805,212.45)	650,361.93
C391.30-Computer Equipment	27,613,501.39	(812,933.44)	(1,937,594.82)	-	(2,750,528.26)	24,862,973.13	(6,984,838.43)	17,878,134.70
C391.31-Personal Computers	6,053,394.55	1,502,282.45	(88,304.77)	-	1,413,977.68	7,467,372.23	(3,284,420.35)	4,182,951.88
C391.33 Computer Equip ECR 2006	-	-	-	-	-	-	(0.00)	(0.00)
C391.40-Security Equipment	901,525.93	8,722.52	-	-	8,722.52	910,248.45	(847,298.81)	62,949.64
C392.00-Cars and Light Trucks	32,202.53	133,808.84	-	-	133,808.84	166,011.37	(1,048.78)	164,962.59
C392.10-Heavy Trucks and Other	259,518.33	-	-	-	-	259,518.33	(178,323.79)	81,194.54
C392.20-Trans Equip-Trailers	71,447.10	-	-	-	-	71,447.10	(5,712.46)	65,734.64
C393.00-Stores Equipment	1,705,532.83	-	(1,048,710.62)	-	(1,048,710.62)	656,822.21	(161,182.29)	495,639.92
C394.00-Tools, Shop, Garage Equip	4,297,187.45	152,354.33	(513,703.62)	-	(361,349.29)	3,935,838.16	(2,162,704.34)	1,773,133.82
C395.00-Laboratory Equipment	-	-	-	-	-	-	-	-
C396.10-Power Op Equip-Lg Machinery	597,803.80	50,630.45	-	-	50,630.45	648,434.25	(238,802.29)	409,631.96
C396.20-Power Op Equip - Other	29,397.49	-	-	-	-	29,397.49	(15,284.36)	14,113.13
C397.00- Microwave, Fiber, Other	20,420,008.54	39,960.45	-	424,957.70	464,918.15	20,884,926.69	(15,592,100.62)	5,292,826.07
C397.10-Comm Eq Radios, Telephone	17,416,617.48	992,182.21	-	-	992,182.21	18,408,799.69	(11,669,018.42)	6,739,781.27
C398.00-Miscellaneous Equipment	-	-	-	-	-	-	-	-
C399.15-ARO Cost Common (L/B)	-	-	-	-	-	-	-	-
C301.00-Organization	83,782.29	-	-	-	-	83,782.29	-	83,782.29
C302.00-Franchises and Consents	-	-	-	-	-	-	-	-
C303.00-Misc Intang Plant-Software	62,910,979.65	6,236,170.68	(3,791,468.80)	-	2,444,701.88	65,355,681.53	(31,589,815.59)	33,765,865.94
C303.10-CCS Software	15,767,082.66	634.71	-	-	634.71	15,767,717.37	(6,073,346.22)	9,694,371.15
C303.20-Law Library	-	-	-	-	-	-	-	-
C303.30-Cloud Software Non Current	-	-	-	-	-	-	-	-
C303.40-Cloud Software Prepaids	-	-	-	-	-	-	-	-
	257,429,242.71	10,745,977.10	(9,806,516.36)	424,957.70	1,364,418.44	258,793,661.15	(122,507,062.20)	136,286,598.95
Total Common Plant in Service	257,429,242.71	10,745,977.10	(9,806,516.36)	424,957.70	1,364,418.44	258,793,661.15	(122,507,062.20)	136,286,598.95

LOUISVILLE GAS & ELECTRIC COMPANY
TOTAL PLANT IN SERVICE - COMMON - REGULATORY ACCOUNTING
JUNE 2020

KENTUCKY & INDIANA Total 101 Plant in Service Common General	Beginning Balance	Additions	Retirements	Transfers/ Adjustments	Net Additions	Ending Balance
C389.10-Land	1,564,394.37	-	-	-	-	1,564,394.37
C389.20-Land Rights	-	-	-	-	-	-
C390.10-Struct and Imp-Gen Offices	69,460,500.24	4,861,757.18	(2,081,758.34)	-	2,779,998.84	72,240,499.08
C390.20-Struc and Imp-Transportatio	399,608.09	-	-	-	-	399,608.09
C390.30-Struct and Imp - Stores	10,107,297.52	293,119.00	(23,063.12)	-	270,055.88	10,377,353.40
C390.40-Struct and Imp - Shops	686,185.67	28,632.30	(2,536.46)	-	26,095.84	712,281.51
C390.60-Struct and Imp - Microwave	1,099,708.47	-	-	-	-	1,099,708.47
C391.10-Office Furniture	8,093,428.91	278,819.30	(319,375.81)	-	(40,556.51)	8,052,872.40
C391.20-Office Equipment	1,436,641.59	-	-	-	-	1,436,641.59
C391.30-Computer Equipment	23,017,682.60	1,044,840.83	(1,937,594.82)	-	(892,753.99)	22,124,928.61
C391.31-Personal Computers	6,053,394.55	1,458,072.25	(88,304.77)	-	1,369,767.48	7,423,162.03
C391.33 Computer Equip ECR 2006	-	-	-	-	-	-
C391.40-Security Equipment	901,525.93	-	-	-	-	901,525.93
C392.00-Cars and Light Trucks	32,202.53	133,808.84	-	-	133,808.84	166,011.37
C392.10-Heavy Trucks and Other	259,518.33	-	-	-	-	259,518.33
C392.20-Trans Equip-Trailers	71,447.10	-	-	-	-	71,447.10
C393.00-Stores Equipment	1,705,532.83	-	(1,048,710.62)	-	(1,048,710.62)	656,822.21
C394.00-Tools, Shop, Garage Equip	4,201,779.89	56,422.14	(513,703.62)	-	(457,281.48)	3,744,498.41
C395.00-Laboratory Equipment	-	-	-	-	-	-
C396.10-Power Op Equip-Lg Machinery	572,809.41	75,624.84	-	-	75,624.84	648,434.25
C396.20-Power Op Equip - Other	29,397.49	-	-	-	-	29,397.49
C397.00- Microwave, Fiber, Other	20,342,827.74	117,141.25	-	424,957.70	542,098.95	20,884,926.69
C397.10-Comm Eq Radios, Telephone	15,567,870.27	252,855.96	-	-	252,855.96	15,820,726.23
C398.00-Miscellaneous Equipment	-	-	-	-	-	-
C399.15-ARO Cost Common (L/B)	-	-	-	-	-	-
C301.00-Organization	83,782.29	-	-	-	-	83,782.29
C302.00-Franchises and Consents	-	-	-	-	-	-
C303.00-Misc Intang Plant-Software	55,878,935.31	2,765,006.83	(3,791,468.80)	-	(1,026,461.97)	54,852,473.34
C303.10-CCS Software	15,509,742.13	-	-	-	-	15,509,742.13
C303.20-Law Library	-	-	-	-	-	-
C303.30-Cloud Software Non Current	-	-	-	-	-	-
C303.40-Cloud Software Prepaids	-	-	-	-	-	-
	237,076,213.26	11,366,100.72	(9,806,516.36)	424,957.70	1,984,542.06	239,060,755.32

LOUISVILLE GAS & ELECTRIC COMPANY
TOTAL PLANT IN SERVICE - COMMON - REGULATORY ACCOUNTING
JUNE 2020

KENTUCKY & INDIANA Total 106 Plant in Service Common General	Beginning Balance	Additions	Retirements	Transfers/ Adjustments	Net Additions	Ending Balance
C389.10-Land	-	-	-	-	-	-
C389.20-Land Rights	-	-	-	-	-	-
C390.10-Struct and Imp-Gen Offices	5,693,153.36	(2,660,903.06)	-	-	(2,660,903.06)	3,032,250.30
C390.20-Struc and Imp-Transportatio	-	-	-	-	-	-
C390.30-Struct and Imp - Stores	188,165.79	(175,755.39)	-	-	(175,755.39)	12,410.40
C390.40-Struct and Imp - Shops	324,438.67	7.52	-	-	7.52	324,446.19
C390.60-Struct and Imp - Microwave	-	-	-	-	-	-
C391.10-Office Furniture	124,146.45	(110,854.18)	-	-	(110,854.18)	13,292.27
C391.20-Office Equipment	91,591.56	(72,658.77)	-	-	(72,658.77)	18,932.79
C391.30-Computer Equipment	4,595,818.79	(1,857,774.27)	-	-	(1,857,774.27)	2,738,044.52
C391.31-Personal Computers	(0.00)	44,210.20	-	-	44,210.20	44,210.20
C391.40-Security Equipment	-	8,722.52	-	-	8,722.52	8,722.52
C392.00-Cars and Light Trucks	-	-	-	-	-	-
C392.10-Heavy Trucks and Other	-	-	-	-	-	-
C392.20-Trans Equip-Trailers	-	-	-	-	-	-
C393.00-Stores Equipment	-	-	-	-	-	-
C394.00-Tools, Shop, Garage Equip	95,407.56	95,932.19	-	-	95,932.19	191,339.75
C395.00-Laboratory Equipment	-	-	-	-	-	-
C396.10-Power Op Equip-Lg Machinery	-	(24,994.39)	-	-	(24,994.39)	(24,994.39)
C396.20-Power Op Equip - Other	24,994.39	-	-	-	-	24,994.39
C397.00- Microwave, Fiber, Other	77,180.80	(77,180.80)	-	-	(77,180.80)	-
C397.10-Comm Eq Radios, Telephone	1,848,747.21	739,326.25	-	-	739,326.25	2,588,073.46
C398.00-Miscellaneous Equipment	-	-	-	-	-	-
C399.15-ARO Cost Common (L/B)	-	-	-	-	-	-
C301.00-Organization	-	-	-	-	-	-
C302.00-Franchises and Consents	-	-	-	-	-	-
C303.00-Misc Intang Plant-Software	7,032,044.34	3,471,163.85	-	-	3,471,163.85	10,503,208.19
C303.10-CCS Software	257,340.53	634.71	-	-	634.71	257,975.24
C303.20-Law Library	-	-	-	-	-	-
C303.30-Cloud Software Non Current	-	-	-	-	-	-
C303.40-Cloud Software Prepays	-	-	-	-	-	-
	20,353,029.45	(620,123.62)	-	-	(620,123.62)	19,732,905.83
Total Common Plant in Service	257,429,242.71	10,745,977.10	(9,806,516.36)	424,957.70	1,364,418.44	258,793,661.15

0.00

LOUISVILLE GAS & ELECTRIC COMPANY
KENTUCKY - TOTAL PLANT IN SERVICE - COMMON - NBV - REGULATORY ACCOUNTING
JUNE 2020

	Beginning Balance	Additions	Retirements	Transfers/ Adjustments	Net Additions	Ending Balance	Reserve	Total Plant in Service Net Book Value
Total 101 & 106 Plant in Service Common General								
C389.10-Land	1,564,394.37	-	-	-	-	1,564,394.37	-	1,564,394.37
C389.20-Land Rights	-	-	-	-	-	-	-	-
C390.10-Struct and Imp-Gen Offices	75,153,653.60	2,200,854.12	(2,081,758.34)	-	119,095.78	75,272,749.38	(29,728,126.89)	45,544,622.49
C390.20-Struc and Imp-Transportatio	399,608.09	-	-	-	-	399,608.09	(73,127.24)	326,480.85
C390.30-Struct and Imp - Stores	10,295,463.31	117,363.61	(23,063.12)	-	94,300.49	10,389,763.80	(6,974,368.52)	3,415,395.28
C390.40-Struct and Imp - Shops	1,010,624.34	28,639.82	(2,536.46)	-	26,103.36	1,036,727.70	(243,710.45)	793,017.25
C390.60-Struct and Imp - Microwave	1,099,708.47	-	-	-	-	1,099,708.47	(440,998.90)	658,709.57
C391.10-Office Furniture	8,217,575.36	167,965.12	(319,375.81)	-	(151,410.69)	8,066,164.67	(5,437,621.00)	2,628,543.67
C391.20-Office Equipment	1,528,233.15	(72,658.77)	-	-	(72,658.77)	1,455,574.38	(805,212.45)	650,361.93
C391.30-Computer Equipment	27,613,501.39	(812,933.44)	(1,937,594.82)	-	(2,750,528.26)	24,862,973.13	(6,984,838.43)	17,878,134.70
C391.31-Personal Computers	6,053,394.55	1,502,282.45	(88,304.77)	-	1,413,977.68	7,467,372.23	(3,284,420.35)	4,182,951.88
C391.33 Computer Equip ECR 2006	-	-	-	-	-	-	(0.00)	(0.00)
C391.40-Security Equipment	901,525.93	8,722.52	-	-	8,722.52	910,248.45	(847,298.81)	62,949.64
C392.00-Cars and Light Trucks	32,202.53	133,808.84	-	-	133,808.84	166,011.37	(1,048.78)	164,962.59
C392.10-Heavy Trucks and Other	259,518.33	-	-	-	-	259,518.33	(178,323.79)	81,194.54
C392.20-Trans Equip-Trailers	71,447.10	-	-	-	-	71,447.10	(5,712.46)	65,734.64
C393.00-Stores Equipment	1,705,532.83	-	(1,048,710.62)	-	(1,048,710.62)	656,822.21	(161,182.29)	495,639.92
C394.00-Tools, Shop, Garage Equip	4,297,187.45	152,354.33	(513,703.62)	-	(361,349.29)	3,935,838.16	(2,162,704.34)	1,773,133.82
C395.00-Laboratory Equipment	-	-	-	-	-	-	-	-
C396.10-Power Op Equip-Lg Machinery	597,803.80	50,630.45	-	-	50,630.45	648,434.25	(238,802.29)	409,631.96
C396.20-Power Op Equip - Other	29,397.49	-	-	-	-	29,397.49	(15,284.36)	14,113.13
C397.00- Microwave, Fiber, Other	20,345,613.69	39,960.45	-	-	39,960.45	20,385,574.14	(15,573,452.10)	4,812,122.04
C397.10-Comm Eq Radios, Telephone	17,416,617.48	992,182.21	-	-	992,182.21	18,408,799.69	(11,669,018.42)	6,739,781.27
C398.00-Miscellaneous Equipment	-	-	-	-	-	-	-	-
C399.15-ARO Cost Common (L/B)	-	-	-	-	-	-	-	-
C301.00-Organization	83,782.29	-	-	-	-	83,782.29	-	83,782.29
C302.00-Franchises and Consents	-	-	-	-	-	-	-	-
C303.00-Misc Intang Plant-Software	62,910,979.65	6,236,170.68	(3,791,468.80)	-	2,444,701.88	65,355,681.53	(31,589,815.59)	33,765,865.94
C303.10-CCS Software	15,767,082.66	634.71	-	-	634.71	15,767,717.37	(6,073,346.22)	9,694,371.15
C303.20-Law Library	-	-	-	-	-	-	-	-
C303.30-Cloud Software Non Current	-	-	-	-	-	-	-	-
C303.40-Cloud Software Prepaids	-	-	-	-	-	-	-	-
	257,354,847.86	10,745,977.10	(9,806,516.36)	-	939,460.74	258,294,308.60	(122,488,413.68)	135,805,894.92
Total Common Plant in Service - KY	<u>257,354,847.86</u>	<u>10,745,977.10</u>	<u>(9,806,516.36)</u>	<u>-</u>	<u>939,460.74</u>	<u>258,294,308.60</u>	<u>(122,488,413.68)</u>	<u>135,805,894.92</u>

LOUISVILLE GAS & ELECTRIC COMPANY
KENTUCKY - PLANT IN SERVICE - COMMON -REGULATORY ACCOUNTING
JUNE 2020

	Beginning Balance	Additions	Retirements	Transfers/ Adjustments	Net Additions	Ending Balance
101 Plant in Service						
Common General						
C389.10-Land - 101	1,564,394.37	-	-	-	-	1,564,394.37
C389.20-Land Rights - 101	-	-	-	-	-	-
C390.10-Struct and Imp-Gen Offices - 101	69,460,500.24	4,861,757.18	(2,081,758.34)	-	2,779,998.84	72,240,499.08
C390.20-Struc and Imp-Transportatio - 101	399,608.09	-	-	-	-	399,608.09
C390.30-Struct and Imp - Stores - 101	10,107,297.52	293,119.00	(23,063.12)	-	270,055.88	10,377,353.40
C390.40-Struct and Imp - Shops - 101	686,185.67	28,632.30	(2,536.46)	-	26,095.84	712,281.51
C390.60-Struct and Imp - Microwave - 101	1,099,708.47	-	-	-	-	1,099,708.47
C391.10-Office Furniture - 101	8,093,428.91	278,819.30	(319,375.81)	-	(40,556.51)	8,052,872.40
C391.20-Office Equipment - 101	1,436,641.59	-	-	-	-	1,436,641.59
C391.30-Computer Equipment - 101	23,017,682.60	1,044,840.83	(1,937,594.82)	-	(892,753.99)	22,124,928.61
C391.31-Personal Computers - 101	6,053,394.55	1,458,072.25	(88,304.77)	-	1,369,767.48	7,423,162.03
C391.33-Computer Equip ECR 2006 - 101	-	-	-	-	-	-
C391.40-Security Equipment - 101	901,525.93	-	-	-	-	901,525.93
C392.00-Cars and Light Trucks - 101	32,202.53	133,808.84	-	-	133,808.84	166,011.37
C392.10-Heavy Trucks and Other - 101	259,518.33	-	-	-	-	259,518.33
C392.20-Trans Equip-Trailers - 101	71,447.10	-	-	-	-	71,447.10
C393.00-Stores Equipment - 101	1,705,532.83	-	(1,048,710.62)	-	(1,048,710.62)	656,822.21
C394.00-Tools, Shop, Garage Equip - 101	4,201,779.89	56,422.14	(513,703.62)	-	(457,281.48)	3,744,498.41
C395.00-Laboratory Equipment - 101	-	-	-	-	-	-
C396.10-Power Op Equip-Lg Machinery - 101	572,809.41	75,624.84	-	-	75,624.84	648,434.25
C396.20-Power Op Equip - Other - 101	29,397.49	-	-	-	-	29,397.49
C397.00- Microwave, Fiber, Other - 101	20,268,432.89	117,141.25	-	-	117,141.25	20,385,574.14
C397.10-Comm Eq Radios, Telephone - 101	15,567,870.27	252,855.96	-	-	252,855.96	15,820,726.23
C398.00-Miscellaneous Equipment - 101	-	-	-	-	-	-
C399.15-ARO Cost Common (L/B) - 101	-	-	-	-	-	-
C301.00-Organization - 101	83,782.29	-	-	-	-	83,782.29
C302.00-Franchises and Consents - 101	-	-	-	-	-	-
C303.00-Misc Intang Plant-Software - 101	55,878,935.31	2,765,006.83	(3,791,468.80)	-	(1,026,461.97)	54,852,473.34
C303.10-CCS Software - 101	15,509,742.13	-	-	-	-	15,509,742.13
C303.20-Law Library - 101	-	-	-	-	-	-
C303.30-Cloud Software Non Current - 101	-	-	-	-	-	-
C303.40-Cloud Software Prepaids - 101	-	-	-	-	-	-
	237,001,818.41	11,366,100.72	(9,806,516.36)	-	1,559,584.36	238,561,402.77
Total 101 Plant in Service - Common - KY	237,001,818.41	11,366,100.72	(9,806,516.36)	-	1,559,584.36	238,561,402.77

LOUISVILLE GAS & ELECTRIC COMPANY
KENTUCKY - PLANT IN SERVICE - COMMON -REGULATORY ACCOUNTING
JUNE 2020

<u>Beginning Balance</u>	<u>Additions</u>	<u>Retirements</u>	<u>Transfers/ Adjustments</u>	<u>Net Additions</u>	<u>Ending Balance</u>
------------------------------	------------------	--------------------	-----------------------------------	----------------------	---------------------------

LOUISVILLE GAS & ELECTRIC COMPANY
KENTUCKY - PLANT IN SERVICE - COMMON -REGULATORY ACCOUNTING
JUNE 2020

	Beginning Balance	Additions	Retirements	Transfers/ Adjustments	Net Additions	Ending Balance
106 Construction Completed Not Classified						
Common General						
C390.10-Struct and Imp-Gen Offices - 106	5,693,153.36	(2,660,903.06)	-	-	(2,660,903.06)	3,032,250.30
C390.20-Struc and Imp-Transportatio - 106	-	-	-	-	-	-
C390.30-Struct and Imp - Stores - 106	188,165.79	(175,755.39)	-	-	(175,755.39)	12,410.40
C390.40-Struct and Imp - Shops - 106	324,438.67	7.52	-	-	7.52	324,446.19
C390.60-Struct and Imp - Microwave - 106	-	-	-	-	-	-
C391.10-Office Furniture - 106	124,146.45	(110,854.18)	-	-	(110,854.18)	13,292.27
C391.20-Office Equipment - 106	91,591.56	(72,658.77)	-	-	(72,658.77)	18,932.79
C391.30-Computer Equipment - 106	4,595,818.79	(1,857,774.27)	-	-	(1,857,774.27)	2,738,044.52
C391.31-Personal Computers - 106	(0.00)	44,210.20	-	-	44,210.20	44,210.20
C391.40-Security Equipment - 106	-	8,722.52	-	-	8,722.52	8,722.52
C392.00-Cars and Light Trucks - 106	-	-	-	-	-	-
C392.10-Heavy Trucks and Other - 106	-	-	-	-	-	-
C392.20-Trans Equip-Trailers - 106	-	-	-	-	-	-
C393.00-Stores Equipment - 106	-	-	-	-	-	-
C394.00-Tools, Shop, Garage Equip - 106	95,407.56	95,932.19	-	-	95,932.19	191,339.75
C396.10-Power Op Equip-Lg Machinery - 106	24,994.39	(24,994.39)	-	-	(24,994.39)	-
C396.20-Power Op Equip - Other - 106	-	-	-	-	-	-
C397.00- Microwave, Fiber, Other - 106	77,180.80	(77,180.80)	-	-	(77,180.80)	-
C397.10-Comm Eq Radios, Telephone - 106	1,848,747.21	739,326.25	-	-	739,326.25	2,588,073.46
C398.00-Miscellaneous Equipment - 106	-	-	-	-	-	-
C303.00-Misc Intang Plant-Software - 106	7,032,044.34	3,471,163.85	-	-	3,471,163.85	10,503,208.19
C303.10-CCS Software - 106	257,340.53	634.71	-	-	634.71	257,975.24
C303.30-Cloud Software Non Current - 106	-	-	-	-	-	-
C303.40-Cloud Software Prepays - 106	-	-	-	-	-	-
	20,353,029.45	(620,123.62)	-	-	(620,123.62)	19,732,905.83
Total 106 Plant in Service - Common - KY	20,353,029.45	(620,123.62)	-	-	(620,123.62)	19,732,905.83
Total Common Plant in Service - KY	257,354,847.86	10,745,977.10	(9,806,516.36)	-	939,460.74	258,294,308.60

[ToC](#)

LOUISVILLE GAS & ELECTRIC COMPANY
 INDIANA - TOTAL PLANT IN SERVICE - COMMON - NBV - REGULATORY ACCOUNTING
 JUNE 2020

	<u>Beginning Balance</u>	<u>Additions</u>	<u>Retirements</u>	<u>Transfers/ Adjustments</u>	<u>Net Additions</u>	<u>Ending Balance</u>	<u>Reserve</u>	<u>Total Plant in Service Net Book Value</u>
Total 101 & 106 Plant in Service								
C394.00-Tools, Shop, Garage Equip	-	-	-	-	-	-	-	-
C397.00- Microwave, Fiber, Other	74,394.85	-	-	424,957.70	424,957.70	499,352.55	(18,648.52)	480,704.03
	74,394.85	-	-	424,957.70	424,957.70	499,352.55	(18,648.52)	480,704.03
Total Common - Indiana	<u>74,394.85</u>	<u>-</u>	<u>-</u>	<u>424,957.70</u>	<u>424,957.70</u>	<u>499,352.55</u>	<u>(18,648.52)</u>	<u>480,704.03</u>

[ToC](#)

LOUISVILLE GAS & ELECTRIC COMPANY
 INDIANA - PLANT IN SERVICE - COMMON - REGULATORY ACCOUNTING
 JUNE 2020

	<u>Beginning Balance</u>	<u>Additions</u>	<u>Retirements</u>	<u>Transfers/ Adjustments</u>	<u>Net Additions</u>	<u>Ending Balance</u>
101 Plant in Service						
Common General						
C394.00-Tools, Shop, Garage Equip - 101	-	-	-	-	-	-
C397.00- Microwave, Fiber, Other - 101	74,394.85	-	-	424,957.70	424,957.70	499,352.55
	<u>74,394.85</u>	<u>-</u>	<u>-</u>	<u>424,957.70</u>	<u>424,957.70</u>	<u>499,352.55</u>
Total 101 Plant in Service - Common - IN	<u>74,394.85</u>	<u>-</u>	<u>-</u>	<u>424,957.70</u>	<u>424,957.70</u>	<u>499,352.55</u>
106 Construction Completed Not Classified						
Common General						
C397.00- Microwave, Fiber, Other - 106	-	-	-	-	-	-
	<u>-</u>	<u>-</u>	<u>-</u>	<u>-</u>	<u>-</u>	<u>-</u>
Total 106 Plant in Service - Common - IN	<u>-</u>	<u>-</u>	<u>-</u>	<u>-</u>	<u>-</u>	<u>-</u>
Total Common Plant in Service - IN	<u>74,394.85</u>	<u>-</u>	<u>-</u>	<u>424,957.70</u>	<u>424,957.70</u>	<u>499,352.55</u>

LOUISVILLE GAS & ELECTRIC COMPANY
TOTAL COMPANY PLANT IN SERVICE - ELECTRIC - NBV-REGULATORY ACCOUNTING
JUNE 2020

	Beginning Balance	Additions	Retirements	Transfers/ Adjustments	Total Net Additions	Ending Balance	Reserve	Total Plant in Service Net Book Value
KENTUCKY & INDIANA								
Total 101 & 106								
Plant in Service								
Distribution								
E360.10-Land Rights	-	-	-	-	-	-	-	-
E360.20-Land	4,117,062.41	-	-	-	-	4,117,062.41	-	4,117,062.41
E361.00-Structures and Improvements	12,951,554.41	97,960.29	(8,146.62)	-	89,813.67	13,041,368.08	(2,769,463.62)	10,271,904.46
E362.00-Station Equipment	161,754,056.69	11,479,418.49	(3,105.76)	-	11,476,312.73	173,230,369.42	(51,099,222.16)	122,131,147.26
E364.00-Poles, Towers, and Fixtures	220,564,312.08	8,058,783.23	(213,028.74)	-	7,845,754.49	228,410,066.57	(83,029,849.38)	145,380,217.19
E365.00-OH Conductors and Devices	378,188,768.26	11,424,532.82	(3,283,585.52)	-	8,140,947.30	386,329,715.56	(128,288,229.52)	258,041,486.04
E366.00-Underground Conduit	90,814,379.97	(2,899,561.66)	(409,891.34)	-	(3,309,453.00)	87,504,926.97	(34,647,324.95)	52,857,602.02
E367.00-UG Conductors and Devices	312,116,919.78	21,777,934.13	(305,148.35)	-	21,472,785.78	333,589,705.56	(70,592,215.90)	262,997,489.66
E368.00-Line Transformers	173,173,951.77	3,331,773.84	-	-	3,331,773.84	176,505,725.61	(84,947,417.76)	91,558,307.85
E369.10-Underground Services	14,052,274.91	143,928.85	(11,006.99)	-	132,921.86	14,185,196.77	(2,344,062.96)	11,841,133.81
E369.20-Overhead Services	25,472,004.34	-	-	-	-	25,472,004.34	(25,298,766.27)	173,238.07
E370.00-Meters	34,648,253.07	375,394.16	-	-	375,394.16	35,023,647.23	(20,786,097.78)	14,237,549.45
E370.01-AMS Meters	3,008,348.58	6,668.14	-	-	6,668.14	3,015,016.72	(532,465.74)	2,482,550.98
E370.11-AMI Meters	74,083.26	-	-	-	-	74,083.26	(4,193.29)	69,889.97
E370.20-Meters CT and PT	5,927,405.09	-	-	-	-	5,927,405.09	(4,157,619.44)	1,769,785.65
E371.01-Install Charging Stations - 101	175,550.89	610.60	-	-	610.60	176,161.49	(16,836.31)	159,325.18
E373.10-Overhead Street Lighting	60,960,815.38	2,796,611.17	(1,189,713.86)	-	1,606,897.31	62,567,712.69	(16,677,013.44)	45,890,699.25
E373.20-Underground Street Lighting	63,811,821.81	1,852,964.90	(254,069.25)	-	1,598,895.65	65,410,717.46	(32,499,114.91)	32,911,602.55
E373.40-Street Lighting Transformer	-	-	-	-	-	-	-	-
E374.05-ARO Cost Elec Dist (L/B)	129,242.11	-	-	-	-	129,242.11	(48,369.87)	80,872.24
E374.07-ARO Cost Elect Dist (Eqp)	47,995.12	-	-	-	-	47,995.12	(13,271.71)	34,723.41
	1,561,988,799.93	58,447,018.96	(5,677,696.43)	-	52,769,322.53	1,614,758,122.46	(557,751,535.01)	1,057,006,587.45
General								
E392.00-Cars and Light Trucks	1,573,865.21	(296,593.47)	-	-	(296,593.47)	1,277,271.74	(654,213.96)	623,057.78
E392.10-Heavy Trucks and Other	5,858,724.28	1,139,691.47	-	-	1,139,691.47	6,998,415.75	(2,571,639.43)	4,426,776.32
E392.20-Transportation - Trailers	484,554.81	-	(93,753.65)	-	(93,753.65)	390,801.16	(3,038.20)	387,762.96
E394.00-Tools, Shop, and Garage Equ	6,795,977.07	501,581.55	(137,716.09)	-	363,865.46	7,159,842.53	(3,029,764.15)	4,130,078.38
E395.00-Laboratory Equipment	-	-	-	-	-	-	0.00	0.00
E396.10-Power Op Equip-Lg Mach	2,351,637.91	187,284.04	(216,860.35)	-	(29,576.31)	2,322,061.60	(1,278,424.60)	1,043,637.00
E396.20-Power Op Equip-Other	196,248.24	-	-	-	-	196,248.24	(123,492.59)	72,755.65
E397.20-DSM Communication Equipment	6,803,895.37	243.98	-	-	243.98	6,804,139.35	(4,603,782.34)	2,200,357.01
	24,064,902.89	1,532,207.57	(448,330.09)	-	1,083,877.48	25,148,780.37	(12,264,355.27)	12,884,425.10
Hydro								
E330.20-Land	6.50	-	-	-	-	6.50	-	6.50
E331.00-Structures and Improvements	5,666,240.90	-	-	-	-	5,666,240.90	(2,692,585.27)	2,973,655.63
E332.00-Reservoirs, Dams, and Water	19,221,695.13	162,392.07	-	-	162,392.07	19,384,087.20	(1,432,823.42)	17,951,263.78
E333.00-Water Wheels, Turbines, Gen	114,581,032.99	-	-	-	-	114,581,032.99	(9,371,591.38)	105,209,441.61
E334.00-Accessory Electric Equipmen	6,558,057.99	27,731.81	(16,993.55)	-	10,738.26	6,568,796.25	(804,598.01)	5,764,198.24
E335.00-Misc Power Plant Equipment	330,248.86	(43,686.65)	(103,098.06)	-	(146,784.71)	183,464.15	(116,220.08)	67,244.07
E336.00-Roads, Railroads, and Bridg	12,119.47	-	-	-	-	12,119.47	(3,131.56)	8,987.91
E337.07-ARO Cost Hydro Prod (Eqp)	289,910.63	-	-	-	-	289,910.63	(32,208.51)	257,702.12
	146,659,312.47	146,437.23	(120,091.61)	-	26,345.62	146,685,658.09	(14,453,158.23)	132,232,499.86
Intangible								
E301.00-Organization	2,240.29	-	-	-	-	2,240.29	-	2,240.29
E302.00-Franchises and Consents	-	-	-	-	-	-	-	-
	2,240.29	-	-	-	-	2,240.29	-	2,240.29

LOUISVILLE GAS & ELECTRIC COMPANY
 TOTAL COMPANY PLANT IN SERVICE - ELECTRIC - NBV-REGULATORY ACCOUNTING
 JUNE 2020

	Beginning Balance	Additions	Retirements	Transfers/ Adjustments	Total Net Additions	Ending Balance	Reserve	Total Plant in Service Net Book Value
KENTUCKY & INDIANA								
Total 101 & 106								
Other Production								
E340.20-Land	406,526.20	-	-	-	-	406,526.20	-	406,526.20
E341.00-Structures and Improvements	35,465,572.97	(18,409.78)	(23,096.33)	-	(41,506.11)	35,424,066.86	(15,385,399.05)	20,038,667.81
E342.00-Fuel Holders, Producers, Ac	24,506,286.40	-	(1,204.79)	-	(1,204.79)	24,505,081.61	(7,585,145.26)	16,919,936.35
E343.00-Prime Movers	246,359,478.72	5,095,864.81	(1,387,194.52)	-	3,708,670.29	250,068,149.01	(94,908,461.84)	155,159,687.17
E344.00-Generators	58,956,388.15	29,950.74	(599,612.10)	-	(569,661.36)	58,386,726.79	(25,403,758.96)	32,982,967.83
E345.00-Accessory Electric Equipmen	31,102,982.62	315,068.66	(34,508.86)	-	280,559.80	31,383,542.42	(15,016,271.60)	16,367,270.82
E346.00-Misc Power Plant Equipment	5,068,051.00	22,147.99	-	-	22,147.99	5,090,198.99	(2,585,921.30)	2,504,277.69
E347.05-ARO Cost Other Prod (L/B)	15,555.48	-	-	-	-	15,555.48	(7,682.52)	7,872.96
E347.07-ARO Cost Other Prod (Eqp)	96,428.56	-	-	-	-	96,428.56	(20,028.79)	76,399.77
	401,977,270.10	5,444,622.42	(2,045,616.60)	-	3,399,005.82	405,376,275.92	(160,912,669.32)	244,463,606.60
Steam Production								
E310.20-Land	9,833,555.09	386,644.54	-	-	386,644.54	10,220,199.63	-	10,220,199.63
E310.25-Land ECR 2005	-	-	-	-	-	-	-	-
E310.26-Land ECR 2011	360,851.26	-	-	-	-	360,851.26	-	360,851.26
E311.00-Structures and Improvements	283,053,778.86	1,605,279.72	(1,886,156.02)	-	(280,876.30)	282,772,902.56	(172,608,719.06)	110,164,183.50
E311.01-AROP Structures and Improv	-	-	-	-	-	-	-	-
E312.00-Boiler Plant Equipment	2,610,386,595.73	47,207,255.79	(12,491,416.30)	-	34,715,839.49	2,645,102,435.22	(564,487,962.59)	2,080,614,472.63
E312.01-AROP Boiler Plant Equipment	-	-	-	-	-	-	-	-
E314.00-Turbogenerator Units	233,810,088.86	7,862,178.47	(2,989,644.82)	-	4,872,533.65	238,682,622.51	(106,692,342.87)	131,990,279.64
E315.00-Accessory Electric Equipmen	181,925,413.84	4,876,159.49	(690,458.99)	-	4,185,700.50	186,111,114.34	(91,461,223.44)	94,649,890.90
E315.01-AROP Accessory Electric Equipmen	-	-	-	-	-	-	-	-
E316.00-Misc Power Plant Equip	22,006,846.84	818,724.23	(51,812.87)	-	766,911.36	22,773,758.20	(7,411,306.00)	15,362,452.20
E317.07-ARO Cost Steam (Eqp)	14,872,626.37	-	(4,404,510.97)	654,803.23	(3,749,707.74)	11,122,918.63	(3,037,954.71)	8,084,963.92
E317.08-ARO Cost Steam (CCR)	46,958,489.83	-	-	2,146,809.63	2,146,809.63	49,105,299.46	(38,876,591.64)	10,228,707.82
	3,403,208,246.68	62,756,242.24	(22,513,999.97)	2,801,612.86	43,043,855.13	3,446,252,101.81	(984,576,100.31)	2,461,676,001.50
Electric Transmission								
E350.10-Land Rights	8,587,652.59	-	-	-	-	8,587,652.59	(3,451,956.40)	5,135,696.19
E350.20-Land	2,556,362.69	-	-	-	-	2,556,362.69	-	2,556,362.69
E352.10-Struct & Imp-Non Sys Contro	17,389,664.47	326,616.90	(4,564.80)	-	322,052.10	17,711,716.57	(3,123,087.98)	14,588,628.59
E352.20-Struct & Imp-Sys Control/Co	-	-	-	-	-	-	(33.84)	(33.84)
E353.10-Station Equipment - Non Sys	237,405,933.70	4,432,550.67	(392,015.88)	(424,957.70)	3,615,577.09	241,021,510.79	(69,305,759.98)	171,715,750.81
E353.11-AROP Station Equip Non Sys	-	-	-	-	-	-	-	-
E353.20-Station Equip-Sys Control	-	-	-	-	-	-	(36.09)	(36.09)
E354.00-Towers and Fixtures	45,139,197.21	982,266.85	-	235,802.23	1,218,069.08	46,357,266.29	(26,836,169.31)	19,521,096.98
E355.00-Poles and Fixtures	103,367,236.39	7,197,190.16	(3,688.95)	(235,802.23)	6,957,698.98	110,324,935.37	(32,689,831.45)	77,635,103.92
E356.00-OH Conductors and Devices	65,298,321.64	1,043,131.68	(1,837.61)	-	1,041,294.07	66,339,615.71	(33,160,077.40)	33,179,538.31
E357.00-Underground Conduit	1,941,041.52	-	-	-	-	1,941,041.52	(816,785.66)	1,124,255.86
E358.00-UG Conductors and Devices	8,498,390.55	-	-	-	-	8,498,390.55	(3,863,113.88)	4,635,276.67
E359.15-ARO Cost Transm (L/B)	76,221.28	-	-	-	-	76,221.28	(2,549.16)	73,672.12
E359.17-ARO Cost Transm (Eqp)	122,340.23	-	-	-	-	122,340.23	(47,992.89)	74,347.34
	490,382,362.27	13,981,756.26 0.00	(402,107.24)	(424,957.70)	13,154,691.32	503,537,053.59	(173,297,394.04)	330,239,659.55
Total Electric Plant in Service	6,028,283,134.63	142,308,284.68	(31,207,841.94)	2,376,655.16	113,477,097.90	6,141,760,232.53	(1,903,255,212.18)	4,238,505,020.35

[ToC](#)

[ToC](#)

LOUISVILLE GAS & ELECTRIC COMPANY
TOTAL PLANT IN SERVICE - ELECTRIC - REGULATORY ACCOUNTING
JUNE 2020

KENTUCKY & INDIANA	Beginning Balance	Additions	Retirements	Transfers/ Adjustments	Total Net Additions	Ending Balance
Total 101						
Plant in Service						
Distribution						
E360.10-Land Rights	-	-	-	-	-	-
E360.20-Land	4,117,062.41	-	-	-	-	4,117,062.41
E361.00-Structures and Improvements	7,617,368.29	31,356.42	(8,146.62)	-	23,209.80	7,640,578.09
E362.00-Station Equipment	141,761,086.69	2,198,794.73	(3,105.76)	-	2,195,688.97	143,956,775.66
E364.00-Poles, Towers, and Fixtures	208,248,960.32	11,549,471.10	(213,028.74)	-	11,336,442.36	219,585,402.68
E365.00-OH Conductors and Devices	329,827,542.72	41,350,323.65	(3,283,585.52)	-	38,066,738.13	367,894,280.85
E366.00-Underground Conduit	86,975,131.83	442,883.41	(409,891.34)	-	32,992.07	87,008,123.90
E367.00-UG Conductors and Devices	281,017,554.07	17,047,388.15	(305,148.35)	-	16,742,239.80	297,759,793.87
E368.00-Line Transformers	172,252,304.42	1,771.57	-	-	1,771.57	172,254,075.99
E369.10-Underground Services	14,052,274.91	-	(11,006.99)	-	(11,006.99)	14,041,267.92
E369.20-Overhead Services	25,472,004.34	-	-	-	-	25,472,004.34
E370.00-Meters	34,427,268.56	30,058.36	-	-	30,058.36	34,457,326.92
E370.01-AMS Meters	3,008,196.41	-	-	-	-	3,008,196.41
E370.11-AMI Meters	74,083.26	-	-	-	-	74,083.26
E370.20- Meters CT and PT	5,927,405.09	-	-	-	-	5,927,405.09
E371.01-Install Charging Stations - 101	175,550.89	610.60	-	-	610.60	176,161.49
E373.10-Overhead Street Lighting	56,826,532.46	5,354,065.05	(1,189,713.86)	-	4,164,351.19	60,990,883.65
E373.20-Underground Street Lighting	62,933,254.71	2,151,220.75	(254,069.25)	-	1,897,151.50	64,830,406.21
E373.40-Street Lighting Transformer	-	-	-	-	-	-
E374.05-ARO Cost Elec Dist (L/B)	129,242.11	-	-	-	-	129,242.11
E374.07-ARO Cost Elect Dist (Eqp)	47,995.12	-	-	-	-	47,995.12
	<u>1,434,890,818.61</u>	<u>80,157,943.79</u>	<u>(5,677,696.43)</u>	<u>-</u>	<u>74,480,247.36</u>	<u>1,509,371,065.97</u>
General						
E392.00-Cars and Light Trucks	1,234,002.79	43,268.95	-	-	43,268.95	1,277,271.74
E392.10-Heavy Trucks and Other	5,266,098.90	1,732,316.85	-	-	1,732,316.85	6,998,415.75
E392.20-Transportation - Trailers	484,554.81	-	(93,753.65)	-	(93,753.65)	390,801.16
E394.00-Tools, Shop, and Garage Equ	6,795,977.07	195,311.84	(137,716.09)	-	57,595.75	6,853,572.82
E395.00-Laboratory Equipment	-	-	-	-	-	-
E396.10-Power Op Equip-Lg Mach	2,082,183.11	456,738.84	(216,860.35)	-	239,878.49	2,322,061.60
E396.20-Power Op Equip-Other	196,248.24	-	-	-	-	196,248.24
E397.20-DSM Communication Equipment	6,803,720.27	-	-	-	-	6,803,720.27
	<u>22,862,785.19</u>	<u>2,427,636.48</u>	<u>(448,330.09)</u>	<u>-</u>	<u>1,979,306.39</u>	<u>24,842,091.58</u>
Hydro						
E330.20-Land	6.50	-	-	-	-	6.50
E331.00-Structures and Improvements	5,666,240.90	-	-	-	-	5,666,240.90
E332.00-Reservoirs, Dams, and Water	19,221,695.13	162,392.07	-	-	162,392.07	19,384,087.20
E333.00-Water Wheels, Turbines, Gen	114,581,032.99	-	-	-	-	114,581,032.99
E334.00-Accessory Electric Equipmen	6,558,057.99	27,731.81	(16,993.55)	-	10,738.26	6,568,796.25
E335.00-Misc Power Plant Equipment	259,455.98	27,106.23	(103,098.06)	-	(75,991.83)	183,464.15

LOUISVILLE GAS & ELECTRIC COMPANY
 TOTAL PLANT IN SERVICE - ELECTRIC - REGULATORY ACCOUNTING
 JUNE 2020

KENTUCKY & INDIANA	Beginning Balance	Additions	Retirements	Transfers/ Adjustments	Total Net Additions	Ending Balance
E336.00-Roads, Railroads, and Bridg	12,119.47	-	-	-	-	12,119.47
E337.07-ARO Cost Hydro Prod (Eqp)	289,910.63	-	-	-	-	289,910.63
	146,588,519.59	217,230.11	(120,091.61)	-	97,138.50	146,685,658.09

LOUISVILLE GAS & ELECTRIC COMPANY
TOTAL PLANT IN SERVICE - ELECTRIC - REGULATORY ACCOUNTING
JUNE 2020

KENTUCKY & INDIANA	Beginning Balance	Additions	Retirements	Transfers/ Adjustments	Total Net Additions	Ending Balance
Intangible						
E301.00-Organization	2,240.29	-	-	-	-	2,240.29
E302.00-Franchises and Consents	-	-	-	-	-	-
	<u>2,240.29</u>	<u>-</u>	<u>-</u>	<u>-</u>	<u>-</u>	<u>2,240.29</u>
Other Production						
E340.20-Land	406,526.20	-	-	-	-	406,526.20
E341.00-Structures and Improvements	34,715,317.64	731,845.55	(23,096.33)	-	708,749.22	35,424,066.86
E342.00-Fuel Holders, Producers, Ac	24,506,286.40	-	(1,204.79)	-	(1,204.79)	24,505,081.61
E343.00-Prime Movers	236,674,691.50	7,404,143.58	(1,387,194.52)	-	6,016,949.06	242,691,640.56
E344.00-Generators	57,850,811.62	865,928.28	(599,612.10)	-	266,316.18	58,117,127.80
E345.00-Accessory Electric Equipmen	30,770,967.44	523,889.54	(34,508.86)	-	489,380.68	31,260,348.12
E346.00-Misc Power Plant Equipment	5,027,339.46	52,559.59	-	-	52,559.59	5,079,899.05
E347.05-ARO Cost Other Prod (L/B)	15,555.48	-	-	-	-	15,555.48
E347.07-ARO Cost Other Prod (Eqp)	96,428.56	-	-	-	-	96,428.56
	<u>390,063,924.30</u>	<u>9,578,366.54</u>	<u>(2,045,616.60)</u>	<u>-</u>	<u>7,532,749.94</u>	<u>397,596,674.24</u>
Steam Production						
E310.20-Land	9,833,555.09	366,535.80	-	-	366,535.80	10,200,090.89
E310.25-Land ECR 2005	-	-	-	-	-	-
E310.26-Land ECR 2011	360,851.26	-	-	-	-	360,851.26
E311.00-Structures and Improvements	280,493,340.18	1,834,590.64	(1,886,156.02)	-	(51,565.38)	280,441,774.80
E311.01-AROP Structures and Improv	-	-	-	-	-	-
E312.00-Boiler Plant Equipment	2,208,203,858.65	15,734,925.05	(12,491,416.30)	-	3,243,508.75	2,211,447,367.40
E312.01-AROP Boiler Plant Equipment	-	-	-	-	-	-
E314.00-Turbogenerator Units	230,313,593.07	2,778,995.48	(2,989,644.82)	-	(210,649.34)	230,102,943.73
E315.00-Accessory Electric Equipmen	180,754,557.15	4,276,584.19	(690,458.99)	-	3,586,125.20	184,340,682.35
E315.01-AROP Accessory Electric Equipmen	-	-	-	-	-	-
E316.00-Misc Power Plant Equip	20,541,261.96	949,514.34	(51,812.87)	-	897,701.47	21,438,963.43
E317.07-ARO Cost Steam (Eqp)	14,872,626.37	-	(4,404,510.97)	654,803.23	(3,749,707.74)	11,122,918.63
E317.08-ARO Cost Steam (CCR)	46,958,489.83	-	-	2,146,809.63	2,146,809.63	49,105,299.46
	<u>2,992,332,133.56</u>	<u>25,941,145.50</u>	<u>(22,513,999.97)</u>	<u>2,801,612.86</u>	<u>6,228,758.39</u>	<u>2,998,560,891.95</u>

LOUISVILLE GAS & ELECTRIC COMPANY
TOTAL PLANT IN SERVICE - ELECTRIC - REGULATORY ACCOUNTING
JUNE 2020

KENTUCKY & INDIANA	Beginning Balance	Additions	Retirements	Transfers/ Adjustments	Total Net Additions	Ending Balance
Electric Transmission						
E350.10-Land Rights	8,587,652.59	-	-	-	-	8,587,652.59
E350.20-Land	2,556,362.69	-	-	-	-	2,556,362.69
E352.10-Struct & Imp-Non Sys Contro	17,379,761.24	297,432.48	(4,564.80)	-	292,867.68	17,672,628.92
E353.10-Station Equipment - Non Sys	210,433,682.07	13,003,182.89	(392,015.88)	(424,957.70)	12,186,209.31	222,619,891.38
E353.11-AROP Station Equip Non Sys	-	-	-	-	-	-
E353.20-Station Equip-Sys Control	-	-	-	-	-	-
E354.00-Towers and Fixtures	45,139,197.21	982,266.85	-	235,802.23	1,218,069.08	46,357,266.29
E355.00-Poles and Fixtures	99,730,418.25	598,390.02	(3,688.95)	(235,802.23)	358,898.84	100,089,317.09
E356.00-OH Conductors and Devices	60,909,140.95	210,382.35	(1,837.61)	-	208,544.74	61,117,685.69
E357.00-Underground Conduit	1,941,041.52	-	-	-	-	1,941,041.52
E358.00-UG Conductors and Devices	8,498,390.55	-	-	-	-	8,498,390.55
E359.15-ARO Cost Transm (L/B)	76,221.28	-	-	-	-	76,221.28
E359.17-ARO Cost Transm (Eqp)	122,340.23	-	-	-	-	122,340.23
	455,374,208.58	15,091,654.59	(402,107.24)	(424,957.70)	14,264,589.65	469,638,798.23
Total Electric Plant in Service - 101	5,442,114,630.12	133,413,977.01	(31,207,841.94)	2,376,655.16	104,582,790.23	5,546,697,420.35
106 Construction Completed not Classified						
Distribution						
E361.00-Structures and Improvements	5,334,186.12	66,603.87	-	-	66,603.87	5,400,789.99
E362.00-Station Equipment	19,992,970.00	9,280,623.76	-	-	9,280,623.76	29,273,593.76
E364.00-Poles, Towers, and Fixtures	12,315,351.76	(3,490,687.87)	-	-	(3,490,687.87)	8,824,663.89
E365.00-OH Conductors and Devices	48,361,225.54	(29,925,790.83)	-	-	(29,925,790.83)	18,435,434.71
E366.00-Underground Conduit	3,839,248.14	(3,342,445.07)	-	-	(3,342,445.07)	496,803.07
E367.00-UG Conductors and Devices	31,099,365.71	4,730,545.98	-	-	4,730,545.98	35,829,911.69
E368.00-Line Transformers	921,647.35	3,330,002.27	-	-	3,330,002.27	4,251,649.62
E369.10-Underground Services	0.00	143,928.85	-	-	143,928.85	143,928.85
E370.00-Meters	220,984.51	345,335.80	-	-	345,335.80	566,320.31
E370.01-Meters AMS	152.17	6,668.14	-	-	6,668.14	6,820.31
E373.10-Overhead Street Lighting	4,134,282.92	(2,557,453.88)	-	-	(2,557,453.88)	1,576,829.04
E373.20-Underground Street Lighting	878,567.10	(298,255.85)	-	-	(298,255.85)	580,311.25
	127,097,981.32	(21,710,924.83)	-	-	(21,710,924.83)	105,387,056.49
Electric General						
E392.00-Cars and Light Trucks	339,862.42	(339,862.42)	-	-	(339,862.42)	-
E392.10-Heavy Trucks and Other	592,625.38	(592,625.38)	-	-	(592,625.38)	-
E392.20-Transportation - Trailers	-	-	-	-	-	-
E394.00-Tools, Shop and Garage Equip	(0.00)	306,269.71	-	-	306,269.71	306,269.71
E395.00-Laboratory Equipment	-	-	-	-	-	-
E396.10-Power Op Equip-Lg Mach	269,454.80	(269,454.80)	-	-	(269,454.80)	-
E396.20-Power Op Equip-Other	-	-	-	-	-	-

LOUISVILLE GAS & ELECTRIC COMPANY
 TOTAL PLANT IN SERVICE - ELECTRIC - REGULATORY ACCOUNTING
 JUNE 2020

KENTUCKY & INDIANA	Beginning Balance	Additions	Retirements	Transfers/ Adjustments	Total Net Additions	Ending Balance
E397.20-DSM Communication Equipment	175.10	243.98	-	-	243.98	419.08
	1,202,117.70	(895,428.91)	-	-	(895,428.91)	306,688.79

LOUISVILLE GAS & ELECTRIC COMPANY
TOTAL PLANT IN SERVICE - ELECTRIC - REGULATORY ACCOUNTING
JUNE 2020

	Beginning Balance	Additions	Retirements	Transfers/ Adjustments	Total Net Additions	Ending Balance
KENTUCKY & INDIANA						
Hydro						
E331.00-Structures and Improvements	(0.00)	-	-	-	-	(0.00)
E332.00-Reservoirs, Dams, and Water	-	-	-	-	-	-
E333.00-Water Wheels, Turbines, Gen	-	-	-	-	-	-
E334.00-Accessory Electric Equipmen	(0.00)	-	-	-	-	(0.00)
E335.00-Misc PowerPlant Equip	70,792.88	(70,792.88)	-	-	(70,792.88)	-
	<u>70,792.88</u>	<u>(70,792.88)</u>	<u>-</u>	<u>-</u>	<u>(70,792.88)</u>	<u>(0.00)</u>
Other Production						
E341.00-Structures and Improvements	750,255.33	(750,255.33)	-	-	(750,255.33)	-
E342.00-Fuel Holders, Producers, Ac	0.00	-	-	-	-	0.00
E343.00-Prime Movers	9,684,787.22	(2,308,278.77)	-	-	(2,308,278.77)	7,376,508.45
E344.00-Generators	1,105,576.53	(835,977.54)	-	-	(835,977.54)	269,598.99
E345.00-Accessory Electric Equip	332,015.18	(208,820.88)	-	-	(208,820.88)	123,194.30
E346.00-Misc Power Plant Equip	40,711.54	(30,411.60)	-	-	(30,411.60)	10,299.94
	<u>11,913,345.80</u>	<u>(4,133,744.12)</u>	<u>-</u>	<u>-</u>	<u>(4,133,744.12)</u>	<u>7,779,601.68</u>
Steam Production						
E310.20-Land	-	20,108.74	-	-	20,108.74	20,108.74
E311.00-Structures and Improvements	2,560,438.68	(229,310.92)	-	-	(229,310.92)	2,331,127.76
E311.01-AROP Structures and Improvements	-	-	-	-	-	-
E312.00-Boiler Plant Equipment	402,182,737.08	31,472,330.74	-	-	31,472,330.74	433,655,067.82
E314.00-Turbogenerator Units	3,496,495.79	5,083,182.99	-	-	5,083,182.99	8,579,678.78
E315.00-Accessory Electric Equipmen	1,170,856.69	599,575.30	-	-	599,575.30	1,770,431.99
E316.00-Misc Power Plant Equip	1,465,584.88	(130,790.11)	-	-	(130,790.11)	1,334,794.77
	<u>410,876,113.12</u>	<u>36,815,096.74</u>	<u>-</u>	<u>-</u>	<u>36,815,096.74</u>	<u>447,691,209.86</u>
Transmission						
E350.20-Land	-	-	-	-	-	-
E352.10-Struct & Imp-Non Sys Contro	9,903.23	29,184.42	-	-	29,184.42	39,087.65
E352.20-Struct & Imp-Sys Control/Co	-	-	-	-	-	-
E353.10-Station Equipment - Non Sys	26,972,251.63	(8,570,632.22)	-	-	(8,570,632.22)	18,401,619.41
E353.20-Station Equip-Sys Control	-	-	-	-	-	-
E354.00-Towers and Fixtures	0.00	-	-	-	-	0.00
E355.00-Poles and Fixtures	3,636,818.14	6,598,800.14	-	-	6,598,800.14	10,235,618.28
E356.00-OH Conductors and Devices	4,389,180.69	832,749.33	-	-	832,749.33	5,221,930.02
E357.00-Underground Conduit	-	-	-	-	-	-
	<u>35,008,153.69</u>	<u>(1,109,898.33)</u>	<u>-</u>	<u>-</u>	<u>(1,109,898.33)</u>	<u>33,898,255.36</u>
Total 106 Construction Completed not Classified	<u>586,168,504.51</u>	<u>8,894,307.67</u>	<u>-</u>	<u>-</u>	<u>8,894,307.67</u>	<u>595,062,812.18</u>
TOTAL PLANT IN SERVICE	<u>6,028,283,134.63</u>	<u>142,308,284.68</u>	<u>(31,207,841.94)</u>	<u>2,376,655.16</u>	<u>113,477,097.90</u>	<u>6,141,760,232.53</u>

LOUISVILLE GAS & ELECTRIC COMPANY
 TOTAL PLANT IN SERVICE - ELECTRIC - REGULATORY ACCOUNTING
 JUNE 2020

KENTUCKY & INDIANA

Beginning Balance	Additions	Retirements	Transfers/ Adjustments	Total Net Additions	Ending Balance
0.00	(0.00)	-	-	(0.00)	0.00

[ToC](#)

LOUISVILLE GAS & ELECTRIC COMPANY
KENTUCKY - TOTAL PLANT IN SERVICE - ELECTRIC - NBV - REGULATORY ACCOUNTING
JUNE 2020

	Beginning Balance	Additions	Retirements	Transfers/ Adjustments	Total Net Additions	Ending Balance	Reserve	Total Plant in Service Net Book Value
Total 101 & 106 Plant in Service								
Distribution								
E360.10-Land Rights	-	-	-	-	-	-	-	-
E360.20-Land	4,117,062.41	-	-	-	-	4,117,062.41	-	4,117,062.41
E361.00-Structures and Improvements	12,951,554.41	97,960.29	(8,146.62)	-	89,813.67	13,041,368.08	(2,769,463.62)	10,271,904.46
E362.00-Station Equipment	161,754,056.69	11,479,418.49	(3,105.76)	-	11,476,312.73	173,230,369.42	(51,099,222.16)	122,131,147.26
E364.00-Poles, Towers, and Fixtures	220,564,312.08	8,058,783.23	(213,028.74)	-	7,845,754.49	228,410,066.57	(83,029,849.38)	145,380,217.19
E365.00-OH Conductors and Devices	378,188,768.26	11,424,532.82	(3,283,585.52)	-	8,140,947.30	386,329,715.56	(128,288,229.52)	258,041,486.04
E366.00-Underground Conduit	90,814,379.97	(2,899,561.66)	(409,891.34)	-	(3,309,453.00)	87,504,926.97	(34,647,324.95)	52,857,602.02
E367.00-UG Conductors and Devices	312,116,919.78	21,777,934.13	(305,148.35)	-	21,472,785.78	333,589,705.56	(70,592,215.90)	262,997,489.66
E368.00-Line Transformers	173,173,951.77	3,331,773.84	-	-	3,331,773.84	176,505,725.61	(84,947,417.76)	91,558,307.85
E369.10-Underground Services	14,052,274.91	143,928.85	(11,006.99)	-	132,921.86	14,185,196.77	(2,344,062.96)	11,841,133.81
E369.20-Overhead Services	25,472,004.34	-	-	-	-	25,472,004.34	(25,298,766.27)	173,238.07
E370.00-Meters	34,648,253.07	375,394.16	-	-	375,394.16	35,023,647.23	(20,786,097.78)	14,237,549.45
E370.01-AMS Meters	3,008,348.58	6,668.14	-	-	6,668.14	3,015,016.72	(532,465.74)	2,482,550.98
E370.11-AMI Meters	74,083.26	-	-	-	-	74,083.26	(4,193.29)	69,889.97
E370.20-Meters CT and PT	5,927,405.09	-	-	-	-	5,927,405.09	(4,157,619.44)	1,769,785.65
E371.01-Install Charging Stations - 101	175,550.89	610.60	-	-	610.60	176,161.49	(16,836.31)	159,325.18
E373.10-Overhead Street Lighting	60,960,815.38	2,796,611.17	(1,189,713.86)	-	1,606,897.31	62,567,712.69	(16,677,013.44)	45,890,699.25
E373.20-Underground Street Lighting	63,811,821.81	1,852,964.90	(254,069.25)	-	1,598,895.65	65,410,717.46	(32,499,114.91)	32,911,602.55
E373.40-Street Lighting Transformer	-	-	-	-	-	-	-	-
E374.05-ARO Cost Elec Dist (L/B)	129,242.11	-	-	-	-	129,242.11	(48,369.87)	80,872.24
E374.07-ARO Cost Elec Dist (Eqp)	47,995.12	-	-	-	-	47,995.12	(13,271.71)	34,723.41
	1,561,988,799.93	58,447,018.96	(5,677,696.43)	-	52,769,322.53	1,614,758,122.46	(557,751,535.01)	1,057,006,587.45
General								
E392.00-Cars and Light Trucks	1,573,865.21	(296,593.47)	-	-	(296,593.47)	1,277,271.74	(654,213.96)	623,057.78
E392.10-Heavy Trucks and Other	5,858,724.28	1,139,691.47	-	-	1,139,691.47	6,998,415.75	(2,571,639.43)	4,426,776.32
E392.20-Transportation - Trailers	484,554.81	-	(93,753.65)	-	(93,753.65)	390,801.16	(3,038.20)	387,762.96
E394.00-Tools, Shop, and Garage Equ	6,795,977.07	501,581.55	(137,716.09)	-	363,865.46	7,159,842.53	(3,029,764.15)	4,130,078.38
E395.00-Laboratory Equipment	-	-	-	-	-	-	0.00	0.00
E396.10-Power Op Equip-Lg Mach	2,351,637.91	187,284.04	(216,860.35)	-	(29,576.31)	2,322,061.60	(1,278,424.60)	1,043,637.00
E396.20-Power Op Equip-Other	196,248.24	-	-	-	-	196,248.24	(123,492.59)	72,755.65
E397.20-DSM Communication Equipment	6,803,895.37	243.98	-	-	243.98	6,804,139.35	(4,603,782.34)	2,200,357.01
	24,064,902.89	1,532,207.57	(448,330.09)	-	1,083,877.48	25,148,780.37	(12,264,355.27)	12,884,425.10
Hydro								
E330.20-Land	6.50	-	-	-	-	6.50	-	6.50
E331.00-Structures and Improvements	5,666,240.90	-	-	-	-	5,666,240.90	(2,692,585.27)	2,973,655.63
E332.00-Reservoirs, Dams, and Water	19,221,695.13	162,392.07	-	-	162,392.07	19,384,087.20	(1,432,823.42)	17,951,263.78
E333.00-Water Wheels, Turbines, Gen	114,581,032.99	-	-	-	-	114,581,032.99	(9,371,591.38)	105,209,441.61
E334.00-Accessory Electric Equipmen	6,558,057.99	27,731.81	(16,993.55)	-	10,738.26	6,568,796.25	(804,598.01)	5,764,198.24
E335.00-Misc Power Plant Equipment	330,248.86	(43,686.65)	(103,098.06)	-	(146,784.71)	183,464.15	(116,220.08)	67,244.07
E336.00-Roads, Railroads, and Bridg	12,119.47	-	-	-	-	12,119.47	(3,131.56)	8,987.91
E337.07-ARO Cost Hydro Prod (Eqp)	289,910.63	-	-	-	-	289,910.63	(32,208.51)	257,702.12
	146,659,312.47	146,437.23	(120,091.61)	-	26,345.62	146,685,658.09	(14,453,158.23)	132,232,499.86
Intangible								
E301.00-Organization	2,240.29	-	-	-	-	2,240.29	-	2,240.29
E302.00-Franchises and Consents	-	-	-	-	-	-	-	-
	2,240.29	-	-	-	-	2,240.29	-	2,240.29

[ToC](#)

LOUISVILLE GAS & ELECTRIC COMPANY
KENTUCKY - TOTAL PLANT IN SERVICE - ELECTRIC - NBV - REGULATORY ACCOUNTING
JUNE 2020

	Beginning Balance	Additions	Retirements	Transfers/ Adjustments	Total Net Additions	Ending Balance	Reserve	Total Plant in Service Net Book Value
Total 101 & 106								
Other Production								
E340.20-Land	406,526.20	-	-	-	-	406,526.20	-	406,526.20
E341.00-Structures and Improvements	35,465,572.97	(18,409.78)	(23,096.33)	-	(41,506.11)	35,424,066.86	(15,385,399.05)	20,038,667.81
E342.00-Fuel Holders, Producers, Ac	24,506,286.40	-	(1,204.79)	-	(1,204.79)	24,505,081.61	(7,585,145.26)	16,919,936.35
E343.00-Prime Movers	246,359,478.72	5,095,864.81	(1,387,194.52)	-	3,708,670.29	250,068,149.01	(94,908,461.84)	155,159,687.17
E344.00-Generators	58,956,388.15	29,950.74	(599,612.10)	-	(569,661.36)	58,386,726.79	(25,403,758.96)	32,982,967.83
E345.00-Accessory Electric Equipmen	31,102,982.62	315,068.66	(34,508.86)	-	280,559.80	31,383,542.42	(15,016,271.60)	16,367,270.82
E346.00-Misc Power Plant Equipment	5,068,051.00	22,147.99	-	-	22,147.99	5,090,198.99	(2,585,921.30)	2,504,277.69
E347.05-ARO Cost Other Prod (L/B)	15,555.48	-	-	-	-	15,555.48	(7,882.52)	7,872.96
E347.07-ARO Cost Other Prod (Eqp)	96,428.56	-	-	-	-	96,428.56	(20,028.79)	76,399.77
	401,977,270.10	5,444,622.42	(2,045,616.60)	-	3,399,005.82	405,376,275.92	(160,912,669.32)	244,463,606.60
Steam Production								
E310.20-Land	9,833,555.09	386,644.54	-	-	386,644.54	10,220,199.63	-	10,220,199.63
E310.25-Land ECR 2005	-	-	-	-	-	-	-	-
E310.26-Land ECR 2011	360,851.26	-	-	-	-	360,851.26	-	360,851.26
E311.00-Structures and Improvements	283,053,778.86	1,605,279.72	(1,886,156.02)	-	(280,876.30)	282,772,902.56	(172,608,719.06)	110,164,183.50
E311.01-AROP Structures and Improv	-	-	-	-	-	-	-	-
E312.00-Boiler Plant Equipment	2,610,386,595.73	47,207,255.79	(12,491,416.30)	-	34,715,839.49	2,645,102,435.22	(564,487,962.59)	2,080,614,472.63
E312.01-AROP Boiler Plant Equipment	-	-	-	-	-	-	-	-
E314.00-Turbogenerator Units	233,810,088.86	7,862,178.47	(2,989,644.82)	-	4,872,533.65	238,682,622.51	(106,692,342.87)	131,990,279.64
E315.00-Accessory Electric Equipmen	181,925,413.84	4,876,159.49	(690,458.99)	-	4,185,700.50	186,111,114.34	(91,461,223.44)	94,649,890.90
E315.01-AROP Accessory Electric Equipmen	-	-	-	-	-	-	-	-
E316.00-Misc Power Plant Equip	22,006,846.84	818,724.23	(51,812.87)	-	766,911.36	22,773,758.20	(7,411,306.00)	15,362,452.20
E317.07-ARO Cost Steam (Eqp)	14,872,626.37	-	(4,404,510.97)	654,803.23	(3,749,707.74)	11,122,918.63	(3,037,954.71)	8,084,963.92
E317.08-ARO Cost Steam (CCR)	46,958,489.83	-	-	2,146,809.63	2,146,809.63	49,105,299.46	(38,876,591.64)	10,228,707.82
	3,403,208,246.68	62,756,242.24	(22,513,999.97)	2,801,612.86	43,043,855.13	3,446,252,101.81	(984,576,100.31)	2,461,676,001.50
Electric Transmission								
E350.10-Land Rights	7,933,707.55	-	-	-	-	7,933,707.55	(3,085,880.07)	4,847,827.48
E350.20-Land	2,147,782.37	-	-	-	-	2,147,782.37	0	2,147,782.37
E352.10-Struct & Imp-Non Sys Contro	8,482,351.50	326,616.90	(4,564.80)	-	322,052.10	8,804,403.60	(2,160,978.36)	6,643,425.24
E352.20-Struct & Imp-Sys Control/Co	-	-	-	-	-	-	(33.84)	(33.84)
E353.10-Station Equipment - Non Sys	218,509,354.07	4,425,296.43	(392,015.88)	-	4,033,280.55	222,542,634.62	(60,864,148.47)	161,678,486.15
E353.11-AROP Station Equip Non Sys	-	-	-	-	-	-	-	-
E353.20-Station Equip-Sys Control	-	-	-	-	-	-	(36.09)	(36.09)
E354.00-Towers and Fixtures	31,333,694.78	-	-	-	-	31,333,694.78	(20,701,213.15)	10,632,481.63
E355.00-Poles and Fixtures	89,489,565.34	6,622,380.67	(3,688.95)	(235,802.23)	6,382,889.49	95,872,454.83	(29,569,153.37)	66,303,301.46
E356.00-OH Conductors and Devices	57,415,535.44	2,600,208.02	(1,837.61)	-	2,598,370.41	60,013,905.85	(28,905,255.24)	31,108,650.61
E357.00-Underground Conduit	1,941,041.52	-	-	-	-	1,941,041.52	(816,785.66)	1,124,255.86
E358.00-UG Conductors and Devices	8,498,390.55	-	-	-	-	8,498,390.55	(3,863,113.88)	4,635,276.67
E359.15-ARO Cost Transm (L/B)	76,221.28	-	-	-	-	76,221.28	(2,549.16)	73,672.12
E359.17-ARO Cost Transm (Eqp)	122,340.23	-	-	-	-	122,340.23	(47,992.89)	74,347.34
	425,949,984.63	13,974,502.02	(402,107.24)	(235,802.23)	13,336,592.55	439,286,577.18	(150,017,140.18)	289,269,437.00
Total Electric Plant in Service - KY	5,963,850,756.99	142,301,030.44	(31,207,841.94)	2,565,810.63	113,658,999.13	6,077,509,756.12	(1,879,974,958.32)	4,197,534,797.80

LOUISVILLE GAS & ELECTRIC COMPANY
KENTUCKY - PLANT IN SERVICE - ELECTRIC - REGULATORY ACCOUNTING
JUNE 2020

[ToC](#)

	Beginning Balance	Additions	Retirements	Transfers/ Adjustments	Net Additions	Ending Balance
101 Plant in Service						
Distribution						
E360.10-Land Rights - 101	-	-	-	-	-	-
E360.20-Land - 101	4,117,062.41	-	-	-	-	4,117,062.41
E361.00-Structures and Improvements - 101	7,617,368.29	31,356.42	(8,146.62)	-	23,209.80	7,640,578.09
E362.00-Station Equipment - 101	141,761,086.69	2,198,794.73	(3,105.76)	-	2,195,688.97	143,956,775.66
E364.00-Poles, Towers, and Fixtures - 101	208,248,960.32	11,549,471.10	(213,028.74)	-	11,336,442.36	219,585,402.68
E365.00-OH Conductors and Devices - 101	329,827,542.72	41,350,323.65	(3,283,585.52)	-	38,066,738.13	367,894,280.85
E366.00-Underground Conduit - 101	86,975,131.83	442,883.41	(409,891.34)	-	32,992.07	87,008,123.90
E367.00-UG Conductors and Devices - 101	281,017,554.07	17,047,388.15	(305,148.35)	-	16,742,239.80	297,759,793.87
E368.00-Line Transformers - 101	172,252,304.42	1,771.57	-	-	1,771.57	172,254,075.99
E369.10-Underground Services - 101	14,052,274.91	-	(11,006.99)	-	(11,006.99)	14,041,267.92
E369.20-Overhead Services - 101	25,472,004.34	-	-	-	-	25,472,004.34
E370.00-Meters - 101	34,427,268.56	30,058.36	-	-	30,058.36	34,457,326.92
E370.10-Meters AMS - 101	3,008,196.41	-	-	-	-	3,008,196.41
E370.11-Meters AML - 101	74,083.26	-	-	-	-	74,083.26
E370.20-Meters CT and PT - 101	5,927,405.09	-	-	-	-	5,927,405.09
E371.01-Install Charging Stations - 101	175,550.89	610.60	-	-	610.60	176,161.49
E373.10-Overhead Street Lighting - 101	56,826,532.46	5,354,065.05	(1,189,713.86)	-	4,164,351.19	60,990,883.65
E373.20-Underground Street Lighting - 101	62,933,254.71	2,151,220.75	(254,069.25)	-	1,897,151.50	64,830,406.21
E373.40-Street Lighting Transformer - 101	-	-	-	-	-	-
E374.05-ARO Cost Elec Dist (L/B) - 101	129,242.11	-	-	-	-	129,242.11
E374.07-ARO Cost Elec Dist (Eqp) - 101	47,995.12	-	-	-	-	47,995.12
	1,434,890,818.61	80,157,943.79	(5,677,696.43)	-	74,480,247.36	1,509,371,065.97
General						
E392.00-Cars and Light Trucks - 101	1,234,002.79	43,268.95	-	-	43,268.95	1,277,271.74
E392.10-Heavy Trucks and Other - 101	5,266,098.90	1,732,316.85	-	-	1,732,316.85	6,998,415.75
E392.20-Transportation - Trailers - 101	484,554.81	-	(93,753.65)	-	(93,753.65)	390,801.16
E394.00-Tools, Shop, and Garage Equ - 101	6,795,977.07	195,311.84	(137,716.09)	-	57,595.75	6,853,572.82
E395.00-Laboratory Equipment - 101	-	-	-	-	-	-
E396.10-Power Op Equip-Lg Mach - 101	2,082,183.11	456,738.84	(216,860.35)	-	239,878.49	2,322,061.60
E396.20-Power Op Equip-Other - 101	196,248.24	-	-	-	-	196,248.24
E397.20-DSM Communication Equipment - 101	6,803,720.27	-	-	-	-	6,803,720.27
	22,862,785.19	2,427,636.48	(448,330.09)	-	1,979,306.39	24,842,091.58
Hydro						
E330.20-Land - 101	6.50	-	-	-	-	6.50
E331.00-Structures and Improvements - 101	5,666,240.90	-	-	-	-	5,666,240.90
E332.00-Reservoirs, Dams, and Water - 101	19,221,695.13	162,392.07	-	-	162,392.07	19,384,087.20
E333.00-Water Wheels, Turbines, Gen - 101	114,581,032.99	-	-	-	-	114,581,032.99
E334.00-Accessory Electric Equipmen - 101	6,558,057.99	27,731.81	(16,993.55)	-	10,738.26	6,568,796.25
E335.00-Misc Power Plant Equipment - 101	259,455.98	27,106.23	(103,098.06)	-	(75,991.83)	183,464.15
E336.00-Roads, Railroads, and Bridg - 101	12,119.47	-	-	-	-	12,119.47
E337.07-ARO Cost Hydro Prod (Eqp) - 101	289,910.63	-	-	-	-	289,910.63
	146,588,519.59	217,230.11	(120,091.61)	-	97,138.50	146,685,658.09

LOUISVILLE GAS & ELECTRIC COMPANY
KENTUCKY - PLANT IN SERVICE - ELECTRIC - REGULATORY ACCOUNTING
JUNE 2020

	Beginning Balance	Additions	Retirements	Transfers/ Adjustments	Net Additions	Ending Balance
Intangible						
E301.00-Organization - 101	2,240.29	-	-	-	-	2,240.29
E302.00-Franchises and Consents - 101	-	-	-	-	-	-
	2,240.29	-	-	-	-	2,240.29
Other Production						
E340.20-Land - 101	406,526.20	-	-	-	-	406,526.20
E341.00-Structures and Improvements - 101	34,715,317.64	731,845.55	(23,096.33)	-	708,749.22	35,424,066.86
E342.00-Fuel Holders, Producers, Ac - 101	24,506,286.40	-	(1,204.79)	-	(1,204.79)	24,505,081.61
E343.00-Prime Movers - 101	236,674,691.50	7,404,143.58	(1,387,194.52)	-	6,016,949.06	242,691,640.56
E344.00-Generators - 101	57,850,811.62	865,928.28	(599,612.10)	-	266,316.18	58,117,127.80
E345.00-Accessory Electric Equipmen - 101	30,770,967.44	523,889.54	(34,508.86)	-	489,380.68	31,260,348.12
E346.00-Misc Power Plant Equipment - 101	5,027,339.46	52,559.59	-	-	52,559.59	5,079,899.05
E347.05-ARO Cost Other Prod (L/B) - 101	15,555.48	-	-	-	-	15,555.48
E347.07-ARO Cost Other Prod (Eqp) - 101	96,428.56	-	-	-	-	96,428.56
	390,063,924.30	9,578,366.54	(2,045,616.60)	-	7,532,749.94	397,596,674.24
Steam Production						
E310.20-Land - 101	9,833,555.09	366,535.80	-	-	366,535.80	10,200,090.89
E310.25-Land ECR 2005 - 101	-	-	-	-	-	-
E310.26-Land ECR 2011 - 101	360,851.26	-	-	-	-	360,851.26
E311.00-Structures and Improvements - 101	280,493,340.18	1,834,590.64	(1,886,156.02)	-	(51,565.38)	280,441,774.80
E311.01-AROP Structures and Improv - 101	-	-	-	-	-	-
E312.00-Boiler Plant Equipment - 101	2,208,203,858.65	15,734,925.05	(12,491,416.30)	-	3,243,508.75	2,211,447,367.40
E312.01-AROP Boiler Plant Equipment - 101	-	-	-	-	-	-
E314.00-Turbogenerator Units - 101	230,313,593.07	2,778,995.48	(2,989,644.82)	-	(210,649.34)	230,102,943.73
E315.00-Accessory Electric Equipmen - 101	180,754,557.15	4,276,584.19	(690,458.99)	-	3,586,125.20	184,340,682.35
E315.01-AROP Accessory Elec Equip - 101	-	-	-	-	-	-
E316.00-Misc Power Plant Equip - 101	20,541,261.96	949,514.34	(51,812.87)	-	897,701.47	21,438,963.43
E317.07-ARO Cost Steam (Eqp) - 101	14,872,626.37	-	(4,404,510.97)	654,803.23	(3,749,707.74)	11,122,918.63
E317.08-ARO Cost Steam (CCR) - 101	46,958,489.83	-	-	2,146,809.63	2,146,809.63	49,105,299.46
	2,992,332,133.56	25,941,145.50	(22,513,999.97)	2,801,612.86	6,228,758.39	2,998,560,891.95

LOUISVILLE GAS & ELECTRIC COMPANY
 KENTUCKY - PLANT IN SERVICE - ELECTRIC - REGULATORY ACCOUNTING
 JUNE 2020

[ToC](#)

	Beginning Balance	Additions	Retirements	Transfers/ Adjustments	Net Additions	Ending Balance
Electric Transmission						
E350.10-Land Rights - 101	7,933,707.55	-	-	-	-	7,933,707.55
E350.20-Land - 101	2,147,782.37	-	-	-	-	2,147,782.37
E352.10-Struct & Imp-Non Sys Contro - 101	8,472,448.27	297,432.48	(4,564.80)	-	292,867.68	8,765,315.95
E353.10-Station Equipment - Non Sys - 101	191,809,648.84	13,003,182.89	(392,015.88)	-	12,611,167.01	204,420,815.85
E353.11-AROP Station Equip Non Sys - 101	-	-	-	-	-	-
E353.20-Station Equip-Sys Control - 101	-	-	-	-	-	-
E354.00-Towers and Fixtures - 101	31,333,694.78	-	-	-	-	31,333,694.78
E355.00-Poles and Fixtures - 101	85,852,747.20	23,580.53	(3,688.95)	(235,802.23)	(215,910.65)	85,636,836.55
E356.00-OH Conductors and Devices - 101	54,583,431.09	210,382.35	(1,837.61)	-	208,544.74	54,791,975.83
E357.00-Underground Conduit - 101	1,941,041.52	-	-	-	-	1,941,041.52
E358.00-UG Conductors and Devices - 101	8,498,390.55	-	-	-	-	8,498,390.55
E359.15-ARO Cost Transm (L/B) - 101	76,221.28	-	-	-	-	76,221.28
E359.17-ARO Cost Transm (Eqp) - 101	122,340.23	-	-	-	-	122,340.23
	392,771,453.68	13,534,578.25	(402,107.24)	(235,802.23)	12,896,668.78	405,668,122.46
Total 101 Electric Plant in Service - KY	5,379,511,875.22	131,856,900.67	(31,207,841.94)	2,565,810.63	103,214,869.36	5,482,726,744.58
106 Construction Completed not Classified Distribution						
E361.00-Structures and Improvements - 106	5,334,186.12	66,603.87	-	-	66,603.87	5,400,789.99
E362.00-Station Equipment - 106	19,992,970.00	9,280,623.76	-	-	9,280,623.76	29,273,593.76
E364.00-Poles, Towers, and Fixtures - 106	12,315,351.76	(3,490,687.87)	-	-	(3,490,687.87)	8,824,663.89
E365.00-OH Conductors and Devices - 106	48,361,225.54	(29,925,790.83)	-	-	(29,925,790.83)	18,435,434.71
E366.00-Underground Conduit - 106	3,839,248.14	(3,342,445.07)	-	-	(3,342,445.07)	496,803.07
E367.00-UG Conductors and Devices - 106	31,099,365.71	4,730,545.98	-	-	4,730,545.98	35,829,911.69
E368.00-Line Transformers - 106	921,647.35	3,330,002.27	-	-	3,330,002.27	4,251,649.62
E369.10-Underground Services - 106	0.00	143,928.85	-	-	143,928.85	143,928.85
E370.00-Meters - 106	220,984.51	345,335.80	-	-	345,335.80	566,320.31
E370.10-Meters AMS - 106	152.17	6,668.14	-	-	6,668.14	6,820.31
E370.11-AMI Meters - 106	-	-	-	-	-	-
E373.10-Overhead Street Lighting - 106	4,134,282.92	(2,557,453.88)	-	-	(2,557,453.88)	1,576,829.04
E373.20-Underground Street Lighting - 106	878,567.10	(298,255.85)	-	-	(298,255.85)	580,311.25
	127,097,981.32	(21,710,924.83)	-	-	(21,710,924.83)	105,387,056.49
Electric General						
E392.00-Cars and Light Trucks - 106	339,862.42	(339,862.42)	-	-	(339,862.42)	-
E392.10-Heavy Trucks and Other - 106	592,625.38	(592,625.38)	-	-	(592,625.38)	-
E392.20-Transportation - Trailers - 106	-	-	-	-	-	-
E394.00-Tools, Shop, and Garage Equ - 106	(0.00)	306,269.71	-	-	306,269.71	306,269.71
E395.00-Laboratory Equipment - 106	-	-	-	-	-	-
E396.10-Power Op Equip-Lg Mach - 106	269,454.80	(269,454.80)	-	-	(269,454.80)	-
E396.20-Power Op Equip-Other - 106	-	-	-	-	-	-
E397.20-DSM Communication Equipment - 106	175.10	243.98	-	-	243.98	419.08
	1,202,117.70	(895,428.91)	-	-	(895,428.91)	306,688.79

LOUISVILLE GAS & ELECTRIC COMPANY
KENTUCKY - PLANT IN SERVICE - ELECTRIC - REGULATORY ACCOUNTING
JUNE 2020

[ToC](#)

	Beginning Balance	Additions	Retirements	Transfers/ Adjustments	Net Additions	Ending Balance
Hydro						
E331.00-Structures and Improvements - 106	(0.00)	-	-	-	-	(0.00)
E332.00-Reservoirs, Dams, and Water - 106	-	-	-	-	-	-
E333.00-Water Wheels, Turbines, Gen - 106	-	-	-	-	-	-
E334.00-Accessory Electric Equipmen - 106	(0.00)	-	-	-	-	(0.00)
E335.00-Misc Power Plant Equipment - 106	70,792.88	(70,792.88)	-	-	(70,792.88)	-
	70,792.88	(70,792.88)	-	-	(70,792.88)	(0.00)
Other Production						
E341.00-Structures and Improvements - 106	750,255.33	(750,255.33)	-	-	(750,255.33)	-
E342.00-Fuel Holders, Producers, Ac - 106	0.00	-	-	-	-	0.00
E343.00-Prime Movers - 106	9,684,787.22	(2,308,278.77)	-	-	(2,308,278.77)	7,376,508.45
E344.00-Generators - 106	1,105,576.53	(835,977.54)	-	-	(835,977.54)	269,598.99
E345.00-Accessory Electric Equipmen - 106	332,015.18	(208,820.88)	-	-	(208,820.88)	123,194.30
E346.00-Misc Power Plant Equipment - 106	40,711.54	(30,411.60)	-	-	(30,411.60)	10,299.94
	11,913,345.80	(4,133,744.12)	-	-	(4,133,744.12)	7,779,601.68
Steam Production						
E310.20-Land - 106	-	20,108.74	-	-	20,108.74	20,108.74
E311.00-Structures and Improvements - 106	2,560,438.68	(229,310.92)	-	-	(229,310.92)	2,331,127.76
E311.01-AROP Structures and Improv - 106	-	-	-	-	-	-
E312.00-Boiler Plant Equipment - 106	402,182,737.08	31,472,330.74	-	-	31,472,330.74	433,655,067.82
E314.00-Turbogenerator Units - 106	3,496,495.79	5,083,182.99	-	-	5,083,182.99	8,579,678.78
E315.00-Accessory Electric Equipmen - 106	1,170,856.69	599,575.30	-	-	599,575.30	1,770,431.99
E316.00-Misc Power Plant Equip - 106	1,465,584.88	(130,790.11)	-	-	(130,790.11)	1,334,794.77
	410,876,113.12	36,815,096.74	-	-	36,815,096.74	447,691,209.86
Transmission						
E350.20-Land - 106	-	-	-	-	-	-
E352.10-Struct & Imp-Non Sys Contro - 106	9,903.23	29,184.42	-	-	29,184.42	39,087.65
E352.20-Struct & Imp-Sys Control/Co - 106	-	-	-	-	-	-
E353.10-Station Equipment - Non Sys - 106	26,699,705.23	(8,577,886.46)	-	-	(8,577,886.46)	18,121,818.77
E353.20-Station Equip-Sys Control - 106	-	-	-	-	-	-
E354.00-Towers and Fixtures - 106	0.00	-	-	-	-	0.00
E355.00-Poles and Fixtures - 106	3,636,818.14	6,598,800.14	-	-	6,598,800.14	10,235,618.28
E356.00-OH Conductors and Devices - 106	2,832,104.35	2,389,825.67	-	-	2,389,825.67	5,221,930.02
E357.00-Underground Conduit - 106	-	-	-	-	-	-
	33,178,530.95	439,923.77	-	-	439,923.77	33,618,454.72
Total 106 Construction Completed not Classified	584,338,881.77	10,444,129.77	-	-	10,444,129.77	594,783,011.54
Total Plant in Service - KY	5,963,850,756.99	142,301,030.44	(31,207,841.94)	2,565,810.63	113,658,999.13	6,077,509,756.12

[ToC](#)

LOUISVILLE GAS & ELECTRIC COMPANY
 INDIANA - TOTAL PLANT IN SERVICE - ELECTRIC - NBV - REGULATORY ACCOUNTING
 JUNE 2020

	Beginning Balance	Additions	Retirements	Transfers/ Adjustments	Net Additions	Ending Balance	Reserve	Total Plant in Service Net Book Value
Total 101 & 106 Plant in Service								
Electric Distribution								
E362.00-Station Equipment	-	-	-	-	-	-	-	-
Electric Transmission								
E350.10-Land Rights	653,945.04	-	-	-	-	653,945.04	(366,076.33)	287,868.71
E350.20-Land	408,580.32	-	-	-	-	408,580.32	-	408,580.32
E352.10-Struct & Imp-Non Sys Contro	8,907,312.97	-	-	-	-	8,907,312.97	(962,109.62)	7,945,203.35
E353.10-Station Equipment - Non Sys	18,896,579.63	7,254.24	-	(424,957.70)	(417,703.46)	18,478,876.17	(8,441,611.51)	10,037,264.66
E354.00-Towers and Fixtures	13,805,502.43	982,266.85	-	235,802.23	1,218,069.08	15,023,571.51	(6,134,956.16)	8,888,615.35
E355.00-Poles and Fixtures	13,877,671.05	574,809.49	-	-	574,809.49	14,452,480.54	(3,120,678.08)	11,331,802.46
E356.00-OH Conductors and Devices	7,882,786.20	(1,557,076.34)	-	-	(1,557,076.34)	6,325,709.86	(4,254,822.16)	2,070,887.70
	64,432,377.64	7,254.24	-	(189,155.47)	(181,901.23)	64,250,476.41	(23,280,253.86)	40,970,222.55
Total Electric - Indiana	64,432,377.64	7,254.24	-	(189,155.47)	(181,901.23)	64,250,476.41	(23,280,253.86)	40,970,222.55

LOUISVILLE GAS & ELECTRIC COMPANY
INDIANA - PLANT IN SERVICE - ELECTRIC - REGULATORY ACCOUNTING
JUNE 2020

[ToC](#)

	Beginning Balance	Additions	Retirements	Transfers/ Adjustments	Net Additions	Ending Balance
101 Plant in Service						
Electric Transmission						
E350.10-Land Rights - 101	653,945.04	-	-	-	-	653,945.04
E350.20-Land - 101	408,580.32	-	-	-	-	408,580.32
E352.10-Struct & Imp-Non Sys Contro - 101	8,907,312.97	-	-	-	-	8,907,312.97
E353.10-Station Equipment - Non Sys - 101	18,624,033.23	-	-	(424,957.70)	(424,957.70)	18,199,075.53
E354.00-Towers and Fixtures - 101	13,805,502.43	982,266.85	-	235,802.23	1,218,069.08	15,023,571.51
E355.00-Poles and Fixtures - 101	13,877,671.05	574,809.49	-	-	574,809.49	14,452,480.54
E356.00-OH Conductors and Devices - 101	6,325,709.86	-	-	-	-	6,325,709.86
	62,602,754.90	1,557,076.34	-	(189,155.47)	1,367,920.87	63,970,675.77
Total 101 Plant in Service - Electric - IN	62,602,754.90	1,557,076.34	-	(189,155.47)	1,367,920.87	63,970,675.77
106 Construction Completed Not Classified						
Electric Distribution						
E362.00-Station Equipment - 106	-	-	-	-	-	-
	-	-	-	-	-	-
Electric Transmission						
E352.10-Struct & Imp-Non Sys Contro - 106	0.00	-	-	-	-	0.00
E353.10-Station Equipment - Non Sys - 106	272,546.40	7,254.24	-	-	7,254.24	279,800.64
E354.00-Towers and Fixtures - 106	-	-	-	-	-	-
E355.00-Poles and Fixtures - 106	-	-	-	-	-	-
E356.00-OH Conductors and Devices - 106	1,557,076.34	(1,557,076.34)	-	-	(1,557,076.34)	-
	1,829,622.74	(1,549,822.10)	-	-	(1,549,822.10)	279,800.64
Total 106 Plant in Service - Electric - IN	1,829,622.74	(1,549,822.10)	-	-	(1,549,822.10)	279,800.64
Total Electric - Indiana	64,432,377.64	7,254.24	-	(189,155.47)	(181,901.23)	64,250,476.41

[ToC](#)

LOUISVILLE GAS & ELECTRIC COMPANY
TOTAL COMPANY PLANT IN SERVICE - GAS - NBV - REGULATORY ACCOUNTING
JUNE 2020

	Beginning Balance	Additions	Retirements	Transfers/ Adjustments	Net Additions	Ending Balance	Reserve	Total Plant in Service Net Book Value
KENTUCKY & INDIANA								
Total 101 & 106								
Plant in Service								
Gas Distribution								
G374.12-Other Distribution Land	60,478.68	-	-	-	-	60,478.68	-	60,478.68
G374.13-Other Distribution Land-GLT	580,492.79	4,018.75	-	-	4,018.75	584,511.54	-	584,511.54
G374.22-Other Distribution Land Rig	74,018.23	-	-	-	-	74,018.23	(74,017.69)	0.54
G375.10-City Gate Check Station Str	519,543.44	-	-	-	-	519,543.44	(113,047.72)	406,495.72
G375.20-Other Distribution Structur	765,267.96	-	-	-	-	765,267.96	(352,566.29)	412,701.67
G376.00-Mains	385,111,716.27	6,416,550.60	(173.25)	-	6,416,377.35	391,528,093.62	(144,520,669.11)	247,007,424.51
G376.10-Mains	45,108,193.74	(158,061.46)	-	-	(158,061.46)	44,950,132.28	(5,434,427.56)	39,515,704.72
G376.20-Mains GLT	7,460,509.73	5,652.66	-	-	5,652.66	7,466,162.39	(311,560.68)	7,154,601.71
G378.00-Meas and Reg Station-Genera	28,335,485.27	1,939,517.31	(29,478.63)	-	1,910,038.68	30,245,523.95	(2,928,854.67)	27,316,669.28
G379.00-Meas & Reg Station-City Gat	13,807,542.05	2,521.04	(52,908.97)	-	(50,387.93)	13,757,154.12	(1,546,565.24)	12,210,588.88
G380.00-Services	217,971,613.19	2,389,549.13	(37,777.94)	-	2,351,771.19	220,323,384.38	(106,405,070.76)	113,918,313.62
G380.10-Services	172,039,625.01	28,217.26	-	-	28,217.26	172,067,842.27	(31,789,562.70)	140,278,279.57
G380.20-GLT Services	48,341,998.63	8,725,866.55	-	-	8,725,866.55	57,067,865.18	(2,814,616.99)	54,253,248.19
G381.00-Meters	64,000,157.50	35,265.01	(3,516.89)	-	31,748.12	64,031,905.62	(14,714,042.43)	49,317,863.19
G383.00-Regulators	27,488,720.70	75,215.95	-	-	75,215.95	27,563,936.65	(7,992,048.69)	19,571,887.96
G385.00-Industrial Measuring and Re	1,181,515.60	(52.86)	-	-	(52.86)	1,181,462.74	(228,236.55)	953,226.19
G387.00-Other Equipment	51,112.34	-	-	-	-	51,112.34	(31,136.84)	19,975.50
G388.05-ARO Cost Gas Dist (L/B)	-	-	-	-	-	-	-	-
G388.07-ARO Cost Gas Dist (Eqp)	16,250,857.51	-	(31,924.24)	-	(31,924.24)	16,218,933.27	(2,045,123.90)	14,173,809.37
	1,029,148,848.64	19,464,259.94	(155,779.92)	-	19,308,480.02	1,048,457,328.66	(321,301,547.82)	727,155,780.84
Gas General Plant								
G392.00-Cars and Light Trucks	87,402.64	-	-	-	-	87,402.64	(24,370.94)	63,031.70
G392.10-Heavy Trucks and Other	1,286,045.28	-	-	-	-	1,286,045.28	(669,643.29)	616,401.99
G392.20-Transportation Equip-Traile	719,020.36	-	-	-	-	719,020.36	(238,794.31)	480,226.05
G394.00-Tools, Shop, and Garage Equ	7,966,960.02	76,580.39	(22,071.60)	-	54,508.79	8,021,468.81	(3,033,640.53)	4,987,828.28
G395.00-Laboratory Equipment	-	-	-	-	-	-	-	-
G396.10-Power Op Equip-Larg Mach	4,362,273.63	473,306.16	(360,698.67)	-	112,607.49	4,474,881.12	(1,839,142.89)	2,635,738.23
G396.20-Power Op Equip - Other	426,114.76	-	-	-	-	426,114.76	(146,076.74)	280,038.02
G397.20-DSM Communication Equipment	-	-	-	-	-	-	-	-
	14,847,816.69	549,886.55	(382,770.27)	-	167,116.28	15,014,932.97	(5,951,668.70)	9,063,264.27
Gas Intangible Plant								
G302.00-Franchises and Consents	387.49	-	-	-	-	387.49	(328.68)	58.81
	387.49	-	-	-	-	387.49	(328.68)	58.81
Gas Storage								
G350.10-Land	250,794.93	-	-	-	-	250,794.93	-	250,794.93
G350.20-Land Rights	101,212.49	-	-	-	-	101,212.49	(71,822.59)	29,389.90
G351.20-Compressor Station Structur	10,689,889.71	(22,666.21)	(5,522.32)	-	(28,188.53)	10,661,701.18	(1,998,541.21)	8,663,159.97
G351.30-Measuring and Regulat Stat	33,043.05	-	-	-	-	33,043.05	(17,427.77)	15,615.28
G351.40-Other Structures	7,329,708.43	126,694.11	-	-	126,694.11	7,456,402.54	(1,269,469.56)	6,186,932.98
G352.10-Storage Leaseholds and Righ	548,241.14	-	-	-	-	548,241.14	(548,240.96)	0.18
G352.20-Reservoirs	400,511.40	-	-	-	-	400,511.40	(400,511.29)	0.11
G352.30-Nonrecoverable Natural Gas	9,648,855.00	-	-	-	-	9,648,855.00	(8,531,757.48)	1,117,097.52
G352.40-Well Drilling	5,843,091.23	-	-	-	-	5,843,091.23	(1,625,458.01)	4,217,633.22
G352.50-Well Equipment ARO	-	-	-	-	-	-	-	-
G352.55-Well Equipment	15,793,544.07	546,217.22	-	-	546,217.22	16,339,761.29	(1,585,809.83)	14,753,951.46
G353.00-Lines	26,981,868.97	1,200,248.79	(2,587.55)	-	1,197,661.24	28,179,530.21	(10,055,203.07)	18,124,327.14
G354.00-Compressor Station Equipmen	65,887,948.81	1,223,471.77	(9,819.97)	-	1,213,651.80	67,101,600.61	(11,327,315.30)	55,774,285.31
G355.00-Measuring and Regulat Equip	2,738,380.60	248.43	-	-	248.43	2,738,629.03	(441,123.81)	2,297,505.22
G356.00-Purification Equipment	28,391,813.42	(395,169.19)	(7,596.23)	-	(402,765.42)	27,989,048.00	(7,380,361.25)	20,608,686.75
G357.00-Other Equipment	5,304,128.27	(292,426.80)	(44,564.31)	-	(336,991.11)	4,967,137.16	(823,728.29)	4,143,408.87
G358.05-ARO Cost Gas UG Store (L/B)	185,507.66	-	(157,639.85)	-	(157,639.85)	27,867.81	(2,619.13)	25,248.68
G358.07-ARO Cost Gas UG Store (Eqp)	6,321,102.16	-	-	-	-	6,321,102.16	(1,148,493.75)	5,172,608.41
	186,449,641.34	2,386,618.12	(227,730.23)	-	2,158,887.89	188,608,529.23	(47,227,883.30)	141,380,645.93

[ToC](#)

LOUISVILLE GAS & ELECTRIC COMPANY
TOTAL COMPANY PLANT IN SERVICE - GAS - NBV - REGULATORY ACCOUNTING
JUNE 2020

KENTUCKY & INDIANA Total 101 & 106 Gas Transmission	Beginning Balance	Additions	Retirements	Transfers/ Adjustments	Net Additions	Ending Balance	Reserve	Total Plant in Service Net Book Value
G365.20-Rights of Way	220,659.05	-	-	-	-	220,659.05	(211,882.35)	8,776.70
G367.00-Mains	58,753,455.72	1,451,326.96	-	-	1,451,326.96	60,204,782.68	(14,420,031.77)	45,784,750.91
G372.07-ARO Cost Gas Trans (Eqp)	2,650,692.06	-	-	-	-	2,650,692.06	(466,639.28)	2,184,052.78
	61,624,806.83	1,451,326.96	-	-	1,451,326.96	63,076,133.79	(15,098,553.40)	47,977,580.39
Total Gas Plant in Service	<u>1,292,071,500.99</u>	<u>23,852,091.57</u>	<u>(766,280.42)</u>	<u>-</u>	<u>23,085,811.15</u>	<u>1,315,157,312.14</u>	<u>(389,579,981.90)</u>	<u>925,577,330.24</u>

LOUISVILLE GAS & ELECTRIC COMPANY
TOTAL - PLANT IN SERVICE - GAS - REGULATORY ACCOUNTING
JUNE 2020

[ToC](#)

	Beginning Balance	Additions	Retirements	Transfers/ Adjustments	Net Additions	Ending Balance
KENTUCKY & INDIANA						
101 Plant in Service						
Gas Distribution						
G374.12-Other Distribution Land	60,478.68	-	-	-	-	60,478.68
G374.13-Other Distribution Land-GLT	580,492.79	4,018.75	-	-	4,018.75	584,511.54
G374.22-Other Distribution Land Rig	74,018.23	-	-	-	-	74,018.23
G375.10-City Gate Check Station Str	519,543.44	-	-	-	-	519,543.44
G375.20-Other Distribution Structur	765,267.96	-	-	-	-	765,267.96
G376.00-Mains	375,833,850.06	2,366,614.73	(173.25)	-	2,366,441.48	378,200,291.54
G376.10-Mains	44,949,628.18	-	-	-	-	44,949,628.18
G376.20-Mains GLT	6,474,253.23	-	-	-	-	6,474,253.23
G378.00-Meas and Reg Station-Genera	25,867,570.88	1,568,086.36	(29,478.63)	-	1,538,607.73	27,406,178.61
G379.00-Meas & Reg Station-City Gat	12,417,511.23	1,205,981.86	(52,908.97)	-	1,153,072.89	13,570,584.12
G380.00-Services	216,175,965.81	3,160,377.86	(37,777.94)	-	3,122,599.92	219,298,565.73
G380.10-Services	172,038,040.29	-	-	-	-	172,038,040.29
G380.20-GLT Services	34,371,162.63	-	-	-	-	34,371,162.63
G381.00-Meters	58,313,689.45	1,398,591.96	(3,516.89)	-	1,395,075.07	59,708,764.52
G383.00-Regulators	27,488,720.70	-	-	-	-	27,488,720.70
G385.00-Industrial Measuring and Re	908,619.88	-	-	-	-	908,619.88
G387.00-Other Equipment	51,112.34	-	-	-	-	51,112.34
G388.05-ARO Cost Gas Dist (L/B)	-	-	-	-	-	-
G388.07-ARO Cost Gas Dist (Eqp)	16,250,857.51	-	(31,924.24)	-	(31,924.24)	16,218,933.27
	<u>993,140,783.29</u>	<u>9,703,671.52</u>	<u>(155,779.92)</u>	-	<u>9,547,891.60</u>	<u>1,002,688,674.89</u>
Gas General Plant						
G392.00-Cars and Light Trucks	87,402.64	-	-	-	-	87,402.64
G392.10-Heavy Trucks and Other	1,229,953.23	56,092.05	-	-	56,092.05	1,286,045.28
G392.20-Transportation Equip-Traile	-	719,020.36	-	-	-	719,020.36
G394.00-Tools, Shop, and Garage Equ	7,948,445.32	95,095.09	(22,071.60)	-	73,023.49	8,021,468.81
G395.00-Laboratory Equipment	-	-	-	-	-	-
G396.10-Power Op Equip-Lg Mach	4,258,769.03	448,416.30	(360,698.67)	-	87,717.63	4,346,486.66
G396.20-Power Op Equip - Other	426,114.76	-	-	-	-	426,114.76
G397.20-DSM Communication Equipment	-	-	-	-	-	-
	<u>14,669,705.34</u>	<u>599,603.44</u>	<u>(382,770.27)</u>	-	<u>216,833.17</u>	<u>14,886,538.51</u>
Gas Intangible Plant						
G302.00-Franchises and Consents	387.49	-	-	-	-	387.49
	<u>387.49</u>	-	-	-	-	<u>387.49</u>

LOUISVILLE GAS & ELECTRIC COMPANY
TOTAL - PLANT IN SERVICE - GAS - REGULATORY ACCOUNTING
JUNE 2020

[ToC](#)

	Beginning Balance	Additions	Retirements	Transfers/ Adjustments	Net Additions	Ending Balance
KENTUCKY & INDIANA						
Gas Storage						
G350.10-Land	250,794.93	-	-	-	-	250,794.93
G350.20-Land Rights	101,212.49	-	-	-	-	101,212.49
G351.20-Compressor Station Structur	10,278,194.98	389,028.52	(5,522.32)	-	383,506.20	10,661,701.18
G351.30-Measuring and Regulat Stat	33,043.05	-	-	-	-	33,043.05
G351.40-Other Structures	7,233,681.29	222,721.25	-	-	222,721.25	7,456,402.54
G352.10-Storage Leaseholds and Righ	548,241.14	-	-	-	-	548,241.14
G352.20-Reservoirs	400,511.40	-	-	-	-	400,511.40
G352.30-Nonrecoverable Natural Gas	9,648,855.00	-	-	-	-	9,648,855.00
G352.40-Well Drilling	5,843,091.23	-	-	-	-	5,843,091.23
G352.50-Well Equipment ARO	-	-	-	-	-	-
G352.55-Well Equipment	13,689,010.89	273,073.24	-	-	273,073.24	13,962,084.13
G353.00-Lines	25,851,121.22	1,318,449.99	(2,587.55)	-	1,315,862.44	27,166,983.66
G354.00-Compressor Station Equipmen	60,398,991.15	2,053,079.72	(9,819.97)	-	2,043,259.75	62,442,250.90
G355.00-Measuring and Regulat Equip	2,473,256.78	11,696.21	-	-	11,696.21	2,484,952.99
G356.00-Purification Equipment	25,955,226.25	1,563,382.91	(7,596.23)	-	1,555,786.68	27,511,012.93
G357.00-Other Equipment	4,937,434.74	74,266.73	(44,564.31)	-	29,702.42	4,967,137.16
G358.05-ARO Cost Gas UG Store (L/B)	185,507.66	-	(157,639.85)	-	(157,639.85)	27,867.81
G358.07-ARO Cost Gas UG Store (Eqp)	6,321,102.16	-	-	-	-	6,321,102.16
	<u>174,149,276.36</u>	<u>5,905,698.57</u>	<u>(227,730.23)</u>	<u>-</u>	<u>5,677,968.34</u>	<u>179,827,244.70</u>
Gas Transmission						
G365.20-Rights of Way	220,659.05	-	-	-	-	220,659.05
G367.00-Mains	55,544,383.49	-	-	-	-	55,544,383.49
G372.07-ARO Cost Gas Trans (Eqp)	2,650,692.06	-	-	-	-	2,650,692.06
	<u>58,415,734.60</u>	<u>-</u>	<u>-</u>	<u>-</u>	<u>-</u>	<u>58,415,734.60</u>
Total 101 Plant in Service - Gas	<u>1,240,375,887.08</u>	<u>16,208,973.53</u>	<u>(766,280.42)</u>	<u>-</u>	<u>15,442,693.11</u>	<u>1,255,818,580.19</u>

LOUISVILLE GAS & ELECTRIC COMPANY
TOTAL - PLANT IN SERVICE - GAS - REGULATORY ACCOUNTING
JUNE 2020

[ToC](#)

	Beginning Balance	Additions	Retirements	Transfers/ Adjustments	Net Additions	Ending Balance
KENTUCKY & INDIANA						
106 Construction Completed not Classified						
Gas Distribution						
G375.10-City Gate Check Station Str	-	-	-	-	-	-
G375.20-Oth Dist Structur	-	-	-	-	-	-
G376.00-Mains	9,277,866.21	4,049,935.87	-	-	4,049,935.87	13,327,802.08
G376.10-Mains	158,565.56	(158,061.46)	-	-	(158,061.46)	504.10
G376.20-Mains GLT	986,256.50	5,652.66	-	-	5,652.66	991,909.16
G378.00-Meas and Reg Station-Genera	2,467,914.39	371,430.95	-	-	371,430.95	2,839,345.34
G379.00-Meas & Reg Station-City Gat	1,390,030.82	(1,203,460.82)	-	-	(1,203,460.82)	186,570.00
G380.00-Services	1,795,647.38	(770,828.73)	-	-	(770,828.73)	1,024,818.65
G380.10-Services	1,584.72	28,217.26	-	-	28,217.26	29,801.98
G380.10-GLT Services	13,970,836.00	8,725,866.55	-	-	8,725,866.55	22,696,702.55
G381.00-Meters	5,686,468.05	(1,363,326.95)	-	-	(1,363,326.95)	4,323,141.10
G383.00-Regulators	-	75,215.95	-	-	75,215.95	75,215.95
G385.00-Industrial Measuring and Re	272,895.72	(52.86)	-	-	(52.86)	272,842.86
G387.00-Other Equipment	-	-	-	-	-	-
	36,008,065.35	9,760,588.42	-	-	9,760,588.42	45,768,653.77
Gas General Plant						
G392.10-Heavy Trucks and Other	56,092.05	(56,092.05)	-	-	(56,092.05)	-
G392.20-Transportation Equip-Traile	-	-	-	-	-	-
G394.00-Tools, Shop, and Garage Equ	18,514.70	(18,514.70)	-	-	(18,514.70)	-
G395.00-Laboratory Equipment	-	-	-	-	-	-
G396.10-Power Op Equip-Hourly Rated	103,504.60	24,889.86	-	-	24,889.86	128,394.46
G396.20-Power Op Equip - Other	-	-	-	-	-	-
G397.20-DSM Communication Equipment	-	-	-	-	-	-
	178,111.35	(49,716.89)	-	-	(49,716.89)	128,394.46
Gas Storage						
G351.20-Compressor Station Structur	411,694.73	(411,694.73)	-	-	(411,694.73)	-
G351.30-Compressor Station Structur	-	-	-	-	-	-
G351.40-Other Structures	96,027.14	(96,027.14)	-	-	(96,027.14)	-
G352.40-Well Drilling	-	-	-	-	-	-
G352.50-Well Equipment ARO	-	-	-	-	-	-
G352.55-Well Equipment	2,104,533.18	273,143.98	-	-	273,143.98	2,377,677.16
G353.00-Lines	1,130,747.75	(118,201.20)	-	-	(118,201.20)	1,012,546.55
G354.00-Compressor Station Equipmen	5,488,957.66	(829,607.95)	-	-	(829,607.95)	4,659,349.71
G355.00-Measuring and Regulat Equip	265,123.82	(11,447.78)	-	-	(11,447.78)	253,676.04
G356.00-Purification Equipment	2,436,587.17	(1,958,552.10)	-	-	(1,958,552.10)	478,035.07
G357.00-Other Equipment	366,693.53	(366,693.53)	-	-	(366,693.53)	-
	12,300,364.98	(3,519,080.45)	-	-	(3,519,080.45)	8,781,284.53
Gas Transmission						
G367.00-Mains	3,209,072.23	1,451,326.96	-	-	1,451,326.96	4,660,399.19
	3,209,072.23	1,451,326.96	-	-	1,451,326.96	4,660,399.19

[ToC](#)

LOUISVILLE GAS & ELECTRIC COMPANY
 TOTAL - PLANT IN SERVICE - GAS - REGULATORY ACCOUNTING
 JUNE 2020

	<u>Beginning Balance</u>	<u>Additions</u>	<u>Retirements</u>	<u>Transfers/ Adjustments</u>	<u>Net Additions</u>	<u>Ending Balance</u>
KENTUCKY & INDIANA						
Total 106 Const Completed not Classified - Gas	<u>51,695,613.91</u>	<u>7,643,118.04</u>	<u>-</u>	<u>-</u>	<u>7,643,118.04</u>	<u>59,338,731.95</u>
Total Plant in Service - Gas	<u>1,292,071,500.99</u>	<u>23,852,091.57</u>	<u>(766,280.42)</u>	<u>-</u>	<u>23,085,811.15</u>	<u>1,315,157,312.14</u>

[ToC](#)

LOUISVILLE GAS & ELECTRIC COMPANY
KENTUCKY - TOTAL PLANT IN SERVICE - GAS - NBV - REGULATORY ACCOUNTING
JUNE 2020

	Beginning Balance	Additions	Retirements	Transfers/ Adjustments	Net Additions	Ending Balance	Reserve	Total Plant in Service Net Book Value
Total 101 & 106 Plant in Service								
Gas Distribution								
G374.12-Other Distribution Land	60,478.68	-	-	-	-	60,478.68	-	60,478.68
G374.13-Other Distribution Land-GLT	580,492.79	4,018.75	-	-	4,018.75	584,511.54	-	584,511.54
G374.22-Other Distribution Land Rig	74,018.23	-	-	-	-	74,018.23	(74,017.69)	0.54
G375.10-City Gate Check Station Str	519,543.44	-	-	-	-	519,543.44	(113,047.72)	406,495.72
G375.20-Other Distribution Structur	765,267.96	-	-	-	-	765,267.96	(352,566.29)	412,701.67
G376.00-Mains	385,111,716.27	6,416,550.60	(173.25)	-	6,416,377.35	391,528,093.62	(144,520,669.11)	247,007,424.51
G376.10-Mains	45,108,193.74	(158,061.46)	-	-	(158,061.46)	44,950,132.28	(5,434,427.56)	39,515,704.72
G376.20-Mains GLT	7,460,509.73	5,652.66	-	-	5,652.66	7,466,162.39	(311,560.68)	7,154,601.71
G378.00-Meas and Reg Station-Genera	28,335,485.27	1,939,517.31	(29,478.63)	-	1,910,038.68	30,245,523.95	(2,928,854.67)	27,316,669.28
G379.00-Meas & Reg Station-City Gat	13,807,542.05	2,521.04	(52,908.97)	-	(50,387.93)	13,757,154.12	(1,546,565.24)	12,210,588.88
G380.00-Services	217,971,613.19	2,389,549.13	(37,777.94)	-	2,351,771.19	220,323,384.38	(106,405,070.76)	113,918,313.62
G380.10-Services	172,039,625.01	28,217.26	-	-	28,217.26	172,067,842.27	(31,789,562.70)	140,278,279.57
G380.20-GLT Services	48,341,998.63	8,725,866.55	-	-	8,725,866.55	57,067,865.18	(2,814,616.99)	54,253,248.19
G381.00-Meters	64,000,157.50	35,265.01	(3,516.89)	-	31,748.12	64,031,905.62	(14,714,042.43)	49,317,863.19
G383.00-Regulators	27,488,720.70	75,215.95	-	-	75,215.95	27,563,936.65	(7,992,048.69)	19,571,887.96
G385.00-Industrial Measuring and Re	1,181,515.60	(52.86)	-	-	(52.86)	1,181,462.74	(228,236.55)	953,226.19
G387.00-Other Equipment	51,112.34	-	-	-	-	51,112.34	(31,136.84)	19,975.50
G388.05-ARO Cost Gas Dist (L/B)	-	-	-	-	-	-	-	-
G388.07-ARO Cost Gas Dist (Eqp)	16,250,857.51	-	(31,924.24)	-	(31,924.24)	16,218,933.27	(2,045,123.90)	14,173,809.37
	1,029,148,848.64	19,464,259.94	(155,779.92)	-	19,308,480.02	1,048,457,328.66	(321,301,547.82)	727,155,780.84
Gas General Plant								
G392.00-Cars and Light Trucks	87,402.64	-	-	-	-	87,402.64	(24,370.94)	63,031.70
G392.10-Heavy Trucks and Other	1,286,045.28	-	-	-	-	1,286,045.28	(669,643.29)	616,401.99
G392.20-Transportation Equip-Traile	719,020.36	-	-	-	-	719,020.36	(238,794.31)	480,226.05
G394.00-Tools, Shop, and Garage Equ	7,966,960.02	76,580.39	(22,071.60)	-	54,508.79	8,021,468.81	(3,033,640.53)	4,987,828.28
G395.00-Laboratory Equipment	-	-	-	-	-	-	-	-
G396.10-Power Op Equip-Lg Mach	4,362,273.63	473,306.16	(360,698.67)	-	112,607.49	4,474,881.12	(1,839,142.89)	2,635,738.23
G396.20-Power Op Equip - Other	426,114.76	-	-	-	-	426,114.76	(146,076.74)	280,038.02
G397.20-DSM Communication Equipment	-	-	-	-	-	-	-	-
	14,847,816.69	549,886.55	(382,770.27)	-	167,116.28	15,014,932.97	(5,951,668.70)	9,063,264.27
Gas Intangible Plant								
G302.00-Franchises and Consents	387.49	-	-	-	-	387.49	(328.68)	58.81
	387.49	-	-	-	-	387.49	(328.68)	58.81

[ToC](#)

LOUISVILLE GAS & ELECTRIC COMPANY
KENTUCKY - TOTAL PLANT IN SERVICE - GAS - NBV - REGULATORY ACCOUNTING
JUNE 2020

	Beginning Balance	Additions	Retirements	Transfers/ Adjustments	Net Additions	Ending Balance	Reserve	Total Plant in Service Net Book Value
Total 101 & 106								
Gas Storage								
G350.10-Land	247,431.43	-	-	-	-	247,431.43	-	247,431.43
G350.20-Land Rights	101,212.49	-	-	-	-	101,212.49	(71,822.59)	29,389.90
G351.20-Compressor Station Structur	10,689,889.71	(22,666.21)	(5,522.32)	-	(28,188.53)	10,661,701.18	(1,998,541.21)	8,663,159.97
G351.30-Measuring and Regulat Stat	33,043.05	-	-	-	-	33,043.05	(17,427.77)	15,615.28
G351.40-Other Structures	5,644,551.44	126,694.11	-	-	126,694.11	5,771,245.55	(1,001,906.17)	4,769,339.38
G352.10-Storage Leaseholds and Righ	548,241.14	-	-	-	-	548,241.14	(548,240.96)	0.18
G352.20-Reservoirs	400,511.40	-	-	-	-	400,511.40	(400,511.29)	0.11
G352.30-Nonrecoverable Natural Gas	9,648,855.00	-	-	-	-	9,648,855.00	(8,531,757.48)	1,117,097.52
G352.40-Well Drilling	3,471,734.42	-	-	-	-	3,471,734.42	(1,239,485.75)	2,232,248.67
G352.50-Well Equipment ARO	-	-	-	-	-	-	-	-
G352.55-Well Equipment	12,983,160.28	546,217.22	-	-	546,217.22	13,529,377.50	(1,163,754.28)	12,365,623.22
G353.00-Lines	21,283,450.25	584,310.01	(1,604.67)	-	582,705.34	21,866,155.59	(8,911,683.37)	12,954,472.22
G354.00-Compressor Station Equipmen	65,887,948.81	1,223,471.77	(9,819.97)	-	1,213,651.80	67,101,600.61	(11,327,315.30)	55,774,285.31
G355.00-Measuring and Regulat Equip	2,738,380.60	248.43	-	-	248.43	2,738,629.03	(441,123.81)	2,297,505.22
G356.00-Purification Equipment	28,391,813.42	(395,169.19)	(7,596.23)	-	(402,765.42)	27,989,048.00	(7,380,361.25)	20,608,686.75
G357.00-Other Equipment	3,123,688.24	(366,693.53)	(2,022.08)	-	(368,715.61)	2,754,972.63	(603,106.91)	2,151,865.72
G358.05-ARO Cost Gas UG Store (L/B)	185,507.66	-	(157,639.85)	-	(157,639.85)	27,867.81	(2,619.13)	25,248.68
G358.07-ARO Cost Gas UG Store (Eqp)	6,321,102.16	-	-	-	-	6,321,102.16	(1,148,493.75)	5,172,608.41
	171,700,521.50	1,696,412.61	(184,205.12)	-	1,512,207.49	173,212,728.99	(44,788,151.02)	128,424,577.97
Gas Transmission								
G365.20-Rights of Way	220,659.05	-	-	-	-	220,659.05	(211,882.35)	8,776.70
G367.00-Mains	58,753,455.72	1,451,326.96	-	-	1,451,326.96	60,204,782.68	(14,420,031.77)	45,784,750.91
G372.07-ARO Cost Gas Trans (Eqp)	2,650,692.06	-	-	-	-	2,650,692.06	(466,639.28)	2,184,052.78
	61,624,806.83	1,451,326.96	-	-	1,451,326.96	63,076,133.79	(15,098,553.40)	47,977,580.39
Total Gas Plant in Service - KY	<u>1,277,322,381.15</u>	<u>23,161,886.06</u>	<u>(722,755.31)</u>	<u>-</u>	<u>22,439,130.75</u>	<u>1,299,761,511.90</u>	<u>(387,140,249.62)</u>	<u>912,621,262.28</u>

LOUISVILLE GAS & ELECTRIC COMPANY
 KENTUCKY - PLANT IN SERVICE - GAS - REGULATORY ACCOUNTING
 JUNE 2020

[ToC](#)

	Beginning Balance	Additions	Retirements	Transfers/ Adjustments	Net Additions	Ending Balance
101 Plant in Service						
Gas Distribution						
G374.12-Other Distribution Land - 101	60,478.68	-	-	-	-	60,478.68
G374.13-Other Distribution Land-GLT - 101	580,492.79	4,018.75	-	-	4,018.75	584,511.54
G374.22-Other Distribution Land Rig - 101	74,018.23	-	-	-	-	74,018.23
G375.10-City Gate Check Station Str - 101	519,543.44	-	-	-	-	519,543.44
G375.20-Other Distribution Structur - 101	765,267.96	-	-	-	-	765,267.96
G376.00-Mains Distribution - 101	375,833,850.06	2,366,614.73	(173.25)	-	2,366,441.48	378,200,291.54
G376.10-Mains Distribution - 101	44,949,628.18	-	-	-	-	44,949,628.18
G376.20-GLT Mains - 101	6,474,253.23	-	-	-	-	6,474,253.23
G378.00-Meas and Reg Station-Genera - 101	25,867,570.88	1,568,086.36	(29,478.63)	-	1,538,607.73	27,406,178.61
G379.00-Meas & Reg Station-City Gat - 101	12,417,511.23	1,205,981.86	(52,908.97)	-	1,153,072.89	13,570,584.12
G380.00-Services - 101	216,175,965.81	3,160,377.86	(37,777.94)	-	3,122,599.92	219,298,565.73
G380.10-Services - 101	172,038,040.29	-	-	-	-	172,038,040.29
G380.20-GLT Services - 101	34,371,162.63	-	-	-	-	34,371,162.63
G381.00-Meters - 101	58,313,689.45	1,398,591.96	(3,516.89)	-	1,395,075.07	59,708,764.52
G383.00-Regulators - 101	27,488,720.70	-	-	-	-	27,488,720.70
G385.00-Industrial Measuring and Re - 101	908,619.88	-	-	-	-	908,619.88
G387.00-Other Equipment - 101	51,112.34	-	-	-	-	51,112.34
G388.05-ARO Cost Gas Dist (L/B) - 101	-	-	-	-	-	-
G388.07-ARO Cost Gas Dist (Eqp) - 101	16,250,857.51	-	(31,924.24)	-	(31,924.24)	16,218,933.27
	993,140,783.29	9,703,671.52	(155,779.92)	-	9,547,891.60	1,002,688,674.89
Gas General Plant						
G392.00-Cars and Light Trucks - 101	87,402.64	-	-	-	-	87,402.64
G392.10-Heavy Trucks and Other - 101	1,229,953.23	56,092.05	-	-	56,092.05	1,286,045.28
G392.20-Transportation Equip-Traile - 101	719,020.36	-	-	-	-	719,020.36
G394.00-Tools, Shop, and Garage Equ - 101	7,948,445.32	95,095.09	(22,071.60)	-	73,023.49	8,021,468.81
G395.00-Laboratory Equipment - 101	-	-	-	-	-	-
G396.10-Power Op Equip-Lg Mach - 101	4,258,769.03	448,416.30	(360,698.67)	-	87,717.63	4,346,486.66
G396.20-Power Op Equip - Other - 101	426,114.76	-	-	-	-	426,114.76
G397.20-DSM Communication Equipment - 106	-	-	-	-	-	-
	14,669,705.34	599,603.44	(382,770.27)	-	216,833.17	14,886,538.51
Gas Intangible Plant						
G302.00-Franchises and Consents - 101	387.49	-	-	-	-	387.49
	387.49	-	-	-	-	387.49

LOUISVILLE GAS & ELECTRIC COMPANY
KENTUCKY - PLANT IN SERVICE - GAS - REGULATORY ACCOUNTING
JUNE 2020

[ToC](#)

	Beginning Balance	Additions	Retirements	Transfers/ Adjustments	Net Additions	Ending Balance
Gas Storage						
G350.10-Land - 101	247,431.43	-	-	-	-	247,431.43
G350.20-Land Rights - 101	101,212.49	-	-	-	-	101,212.49
G351.20-Compressor Station Structur - 101	10,278,194.98	389,028.52	(5,522.32)	-	383,506.20	10,661,701.18
G351.30-Measuring and Regulat Stat - 101	33,043.05	-	-	-	-	33,043.05
G351.40-Other Structures - 101	5,548,524.30	222,721.25	-	-	222,721.25	5,771,245.55
G352.10-Storage Leaseholds and Righ - 101	548,241.14	-	-	-	-	548,241.14
G352.20-Reservoirs - 101	400,511.40	-	-	-	-	400,511.40
G352.30-Nonrecoverable Natural Gas - 101	9,648,855.00	-	-	-	-	9,648,855.00
G352.40-Well Drilling - 101	3,471,734.42	-	-	-	-	3,471,734.42
G352.50-Well Equipment ARO - 101	-	-	-	-	-	-
G352.55-Well Equipment - 101	10,878,627.10	273,073.24	-	-	273,073.24	11,151,700.34
G353.00-Lines - 101	20,152,702.50	702,511.21	(1,604.67)	-	700,906.54	20,853,609.04
G354.00-Compressor Station Equipmen - 101	60,398,991.15	2,053,079.72	(9,819.97)	-	2,043,259.75	62,442,250.90
G355.00-Measuring and Regulat Equip - 101	2,473,256.78	11,696.21	-	-	11,696.21	2,484,952.99
G356.00-Purification Equipment - 101	25,955,226.25	1,563,382.91	(7,596.23)	-	1,555,786.68	27,511,012.93
G357.00-Other Equipment - 101	2,756,994.71	-	(2,022.08)	-	(2,022.08)	2,754,972.63
G358.05-ARO Cost Gas UG Store (L/B) - 101	185,507.66	-	(157,639.85)	-	(157,639.85)	27,867.81
G358.07-ARO Cost Gas UG Store (Eqp) - 101	6,321,102.16	-	-	-	-	6,321,102.16
	159,400,156.52	5,215,493.06	(184,205.12)	-	5,031,287.94	164,431,444.46
Gas Transmission						
G365.20-Rights of Way - 101	220,659.05	-	-	-	-	220,659.05
G367.00-Mains Transmission - 101	55,544,383.49	-	-	-	-	55,544,383.49
G372.07-ARO Cost Gas Trans (Eqp) - 101	2,650,692.06	-	-	-	-	2,650,692.06
	58,415,734.60	-	-	-	-	58,415,734.60
Total 101 Plant in Service - Gas - KY	1,225,626,767.24	15,518,768.02	(722,755.31)	-	14,796,012.71	1,240,422,779.95

LOUISVILLE GAS & ELECTRIC COMPANY
KENTUCKY - PLANT IN SERVICE - GAS - REGULATORY ACCOUNTING
JUNE 2020

[ToC](#)

	Beginning Balance	Additions	Retirements	Transfers/ Adjustments	Net Additions	Ending Balance
106 Construction Completed not Classified						
Gas Distribution						
G375.10-City Gate Check Station Str - 106	-	-	-	-	-	-
G375.20-Other Distribution Structur - 106	-	-	-	-	-	-
G376.00-Mains Distribution - 106	9,277,866.21	4,049,935.87	-	-	4,049,935.87	13,327,802.08
G376.10-Mains Distribution - 106	158,565.56	(158,061.46)	-	-	(158,061.46)	504.10
G376.20-GLT Mains - 106	986,256.50	5,652.66	-	-	5,652.66	991,909.16
G378.00-Meas and Reg Station-Genera - 106	2,467,914.39	371,430.95	-	-	371,430.95	2,839,345.34
G379.00-Meas & Reg Station-City Gat - 106	1,390,030.82	(1,203,460.82)	-	-	(1,203,460.82)	186,570.00
G380.00-Services - 106	1,795,647.38	(770,828.73)	-	-	(770,828.73)	1,024,818.65
G380.10-Services - 106	1,584.72	28,217.26	-	-	28,217.26	29,801.98
G380.20-GLT Services - 106	13,970,836.00	8,725,866.55	-	-	8,725,866.55	22,696,702.55
G381.00-Meters - 106	5,686,468.05	(1,363,326.95)	-	-	(1,363,326.95)	4,323,141.10
G383.00-Regulators - 106	-	75,215.95	-	-	75,215.95	75,215.95
G385.00-Industrial Measuring and Re - 106	272,895.72	(52.86)	-	-	(52.86)	272,842.86
G387.00-Other Equipment - 106	-	-	-	-	-	-
	36,008,065.35	9,760,588.42	-	-	9,760,588.42	45,768,653.77
Gas General Plant						
G392.10-Heavy Trucks and Other - 106	56,092.05	(56,092.05)	-	-	(56,092.05)	-
G392.20-Transportation Equip-Traile - 106	-	-	-	-	-	-
G394.00-Tools, Shop, and Garage Equ - 106	18,514.70	(18,514.70)	-	-	(18,514.70)	-
G395.00-Laboratory Equipment - 106	-	-	-	-	-	-
G396.10-Power Op Equip-Lg Mach - 106	103,504.60	24,889.86	-	-	24,889.86	128,394.46
G396.20-Power Op Equip - Other - 106	-	-	-	-	-	-
G397.20-DSM Communication Equipment - 106	-	-	-	-	-	-
	178,111.35	(49,716.89)	-	-	(49,716.89)	128,394.46
Gas Storage						
G351.20-Compressor Station Structur - 106	411,694.73	(411,694.73)	-	-	(411,694.73)	-
G351.30-Measuring and Regulat Stat - 106	-	-	-	-	-	-
G351.40-Other Structures - 106	96,027.14	(96,027.14)	-	-	(96,027.14)	-
G352.40-Well Drilling - 106	-	-	-	-	-	-
G352.50-Well Equipment ARO - 106	-	-	-	-	-	-
G352.55-Well Equipment - 106	2,104,533.18	273,143.98	-	-	273,143.98	2,377,677.16
G353.00-Lines - 106	1,130,747.75	(118,201.20)	-	-	(118,201.20)	1,012,546.55
G354.00-Compressor Station Equipmen - 106	5,488,957.66	(829,607.95)	-	-	(829,607.95)	4,659,349.71
G355.00-Measuring and Regulat Equip - 106	265,123.82	(11,447.78)	-	-	(11,447.78)	253,676.04
G356.00-Purification Equipment - 106	2,436,587.17	(1,958,552.10)	-	-	(1,958,552.10)	478,035.07
G357.00-Other Equipment - 106	366,693.53	(366,693.53)	-	-	(366,693.53)	-
	12,300,364.98	(3,519,080.45)	-	-	(3,519,080.45)	8,781,284.53
Gas Transmission						
G367.00-Mains Transmission - 106	3,209,072.23	1,451,326.96	-	-	1,451,326.96	4,660,399.19
	3,209,072.23	1,451,326.96	-	-	1,451,326.96	4,660,399.19
Total 106 Const Completed not Classified - Gas - KY	51,695,613.91	7,643,118.04	-	-	7,643,118.04	59,338,731.95

[ToC](#)

LOUISVILLE GAS & ELECTRIC COMPANY
 KENTUCKY - PLANT IN SERVICE - GAS - REGULATORY ACCOUNTING
 JUNE 2020

	<u>Beginning Balance</u>	<u>Additions</u>	<u>Retirements</u>	<u>Transfers/ Adjustments</u>	<u>Net Additions</u>	<u>Ending Balance</u>
Total Plant in Service - Gas - KY	<u>1,277,322,381.15</u>	<u>23,161,886.06</u>	<u>(722,755.31)</u>	<u>-</u>	<u>22,439,130.75</u>	<u>1,299,761,511.90</u>

LOUISVILLE GAS & ELECTRIC COMPANY
INDIANA - TOTAL PLANT IN SERVICE - GAS - NBV - REGULATORY ACCOUNTING
JUNE 2020

	Beginning Balance	Additions	Retirements	Transfers/ Adjustments	Net Additions	Ending Balance	Reserve	Total Plant in Service Net Book Value
Total 101 & 106 Plant in Service								
Gas Storage								
G350.10-Land	3,363.50	-	-	-	-	3,363.50	-	3,363.50
G351.40-Other Structures	1,685,156.99	-	-	-	-	1,685,156.99	(267,563.39)	1,417,593.60
G352.40-Well Drilling	2,371,356.81	-	-	-	-	2,371,356.81	(385,972.26)	1,985,384.55
G352.50-Well Equipment-aro	-	-	-	-	-	-	-	-
G352.55-Well Equipment	2,810,383.79	-	-	-	-	2,810,383.79	(422,055.55)	2,388,328.24
G353.00-Lines	5,698,418.72	615,938.78	(982.88)	-	614,955.90	6,313,374.62	(1,143,519.70)	5,169,854.92
G354.00-Compressor Station Equip	-	-	-	-	-	-	-	-
G357.00-Other Equipment	2,180,440.03	74,266.73	(42,542.23)	-	31,724.50	2,212,164.53	(220,621.38)	1,991,543.15
	14,749,119.84	690,205.51	(43,525.11)	-	646,680.40	15,395,800.24	(2,439,732.28)	12,956,067.96
Total Gas - Indiana	14,749,119.84	690,205.51	(43,525.11)	-	646,680.40	15,395,800.24	(2,439,732.28)	12,956,067.96

[ToC](#)

LOUISVILLE GAS & ELECTRIC COMPANY
INDIANA - PLANT IN SERVICE - GAS - REGULATORY ACCOUNTING
JUNE 2020

	Beginning Balance	Additions	Retirements	Transfers/ Adjustments	Net Additions	Ending Balance
101 Plant In Service						
Gas Storage						
G350.10-Land - 101	3,363.50	-	-	-	-	3,363.50
G351.40-Other Structures - 101	1,685,156.99	-	-	-	-	1,685,156.99
G352.40-Well Drilling - 101	2,371,356.81	-	-	-	-	2,371,356.81
G352.50-Well Equipment ARO - 101	-	-	-	-	-	-
G352.55-Well Equipment - 101	2,810,383.79	-	-	-	-	2,810,383.79
G353.00-Lines - 101	5,698,418.72	615,938.78	(982.88)	-	614,955.90	6,313,374.62
G354.00-Compressor Station Equipmen - 101	-	-	-	-	-	-
G357.00-Other Equipment - 101	2,180,440.03	74,266.73	(42,542.23)	-	31,724.50	2,212,164.53
	<u>14,749,119.84</u>	<u>690,205.51</u>	<u>(43,525.11)</u>	<u>-</u>	<u>646,680.40</u>	<u>15,395,800.24</u>
Total 101 Gas - Indiana	<u>14,749,119.84</u>	<u>690,205.51</u>	<u>(43,525.11)</u>	<u>-</u>	<u>646,680.40</u>	<u>15,395,800.24</u>
106 Construction Completed not Classified						
Gas Storage						
G351.40-Other Structures - 106	-	-	-	-	-	-
G352.40-Well Drilling - 106	-	-	-	-	-	-
G352.50-Well Equipment ARO - 106	-	-	-	-	-	-
G352.55-Well Equipment - 106	-	-	-	-	-	-
G353.00-Lines - 106	-	-	-	-	-	-
G354.00-Compressor Station Equipmen - 106	-	-	-	-	-	-
G357.00-Other Equipment - 106	-	-	-	-	-	-
Total 106 Gas - Indiana	<u>-</u>	<u>-</u>	<u>-</u>	<u>-</u>	<u>-</u>	<u>-</u>
Total Plant in Service - Gas - IN	<u>14,749,119.84</u>	<u>690,205.51</u>	<u>(43,525.11)</u>	<u>-</u>	<u>646,680.40</u>	<u>15,395,800.24</u>

[ToC](#)

LOUISVILLE GAS & ELECTRIC COMPANY
 KENTUCKY - GAS STORED NONRECOVERABLE - GAS - REGULATORY ACCOUNTING
 JUNE 2020

	Beginning Balance	Additions	Retirements	Transfers/ Adjustments	Net Additions	Ending Balance
117 Gas Stored Nonrecoverable						
G117.00-Gas Stored UG Non-Current	1,882,661.68	-	-	-	-	1,882,661.68
	<u>1,882,661.68</u>	<u>-</u>	<u>-</u>	<u>-</u>	<u>-</u>	<u>1,882,661.68</u>

[ToC](#)

LOUISVILLE GAS & ELECTRIC COMPANY
 INDIANA - GAS STORED NONRECOVERABLE - GAS - REGULATORY ACCOUNTING
 JUNE 2020

	<u>Beginning Balance</u>	<u>Additions</u>	<u>Retirements</u>	<u>Transfers/ Adjustments</u>	<u>Net Additions</u>	<u>Ending Balance</u>
117 Gas Stored Nonrecoverable						
G117.00-Gas Stored UG Non-Current	257,328.32	-	-	-	-	257,328.32
	<u>257,328.32</u>	<u>-</u>	<u>-</u>	<u>-</u>	<u>-</u>	<u>257,328.32</u>

[ToC](#)

LOUISVILLE GAS & ELECTRIC COMPANY
PROPERTY UNDER CAPITAL LEASES - REGULATORY ACCOUNTING
JUNE 2020

101101 Capital Leased Property
 E311.10-Capital Leased Property

Beginning Balance	Additions	Retirements	Transfers/ Adjustments	Net Additions	Ending Balance
-	-	-	-	-	-
-	-	-	-	-	-

[ToC](#)

LOUISVILLE GAS & ELECTRIC COMPANY
 PLANT HELD FOR FUTURE USE - REGULATORY ACCOUNTING
 JUNE 2020

	Beginning Balance	Additions	Retirements	Transfers/ Adjustments	Net Additions	Ending Balance
105001 - Plant Held for Future Use						
Distribution						
E360.25- Land Held for Future Use	2,377,982.99	-	-	-	-	2,377,982.99
E362.05-Station Equip-For Future Us	11,748.71	-	-	-	-	11,748.71
	<u>2,389,731.70</u>	<u>-</u>	<u>-</u>	<u>-</u>	<u>-</u>	<u>2,389,731.70</u>
Electric Other Production						
E340.20-Land Future Use	211,409.50					211,409.50
	<u>211,409.50</u>	<u>-</u>	<u>-</u>	<u>-</u>	<u>-</u>	<u>211,409.50</u>
Steam Production						
E310.27-Land Future Use	-	-	-	-	-	-
E311.00-Structures and Improvements	-	-	-	-	-	-
E311.05-Struc and Improv Future Use	-	-	-	-	-	-
E312.00-Boiler Plant Equipment	-	-	-	-	-	-
E314.00-Turbogenerator Units	-	-	-	-	-	-
E315.00-Accessory Electric Equip	-	-	-	-	-	-
	<u>-</u>	<u>-</u>	<u>-</u>	<u>-</u>	<u>-</u>	<u>-</u>
105002 - Plant Held for Future Use						
Distribution						
E360.10-Land Rights	519,009.11	-	-	-	-	519,009.11
	<u>519,009.11</u>	<u>-</u>	<u>-</u>	<u>-</u>	<u>-</u>	<u>519,009.11</u>
Total Plant Held for Future Use	<u><u>3,120,150.31</u></u>	<u><u>-</u></u>	<u><u>-</u></u>	<u><u>-</u></u>	<u><u>-</u></u>	<u><u>3,120,150.31</u></u>

[ToC](#)

LOUISVILLE GAS & ELECTRIC COMPANY
 NON UTILITY PROPERTY - REGULATORY ACCOUNTING
 JUNE 2020

	Beginning Balance	Additions	Retirements	Transfers/ Adjustments	Net Additions	Ending Balance
121 Non Utility Property						
C121.01-Nonutility Prop - Coal Land	690.05	-	-	-	-	690.05
C121.02-Nonutility-Coal Mineral Rts	63,110.43	-	-	-	-	63,110.43
C121.03-Nonutility-Coal Rts of Way	249.93	-	-	-	-	249.93
C121.04-Nonutility Prop - Misc Land	615,524.09	-	-	-	-	615,524.09
C121.92-Nonutility Cars & Trucks	-	-	-	-	-	-
	<u>679,574.50</u>	<u>-</u>	<u>-</u>	<u>-</u>	<u>-</u>	<u>679,574.50</u>

[ToC](#)

LOUISVILLE GAS & ELECTRIC COMPANY
 PLANT PURCHASED AND SOLD - REGULATORY ACCOUNTING
 JUNE 2020

	Beginning Balance	Additions	Retirements	Transfers/ Adjustments	Net Additions	Ending Balance
102 Electric Plant Purch & Sold	-	-	-	-	-	-
	-	-	-	-	-	-

[ToC](#)

LOUISVILLE GAS & ELECTRIC COMPANY
RESERVE FOR DEPRECIATION AND AMORTIZATION OF ELECTRIC PLANT IN SERVICE - KENTUCKY - REGULATORY ACCOUNTING
JUNE 2020

	Beginning Balance	Accruals	Retirements	Transfers/ Adjustments	RWIP Transfers Out	Cost of Removal	Salvage	Other Credits	Ending Balance
Electric Distribution									
LGE-136020-Elect. Dist. Substation	-	-	-	-	-	-	-	-	-
LGE-136025-Elect. Dist. Substation	-	-	-	-	-	-	-	-	-
LGE-136100-Electric Distribution Su	(2,645,635.20)	(133,094.41)	8,146.62	-	-	1,119.37	-	-	(2,769,463.62)
LGE-136200- KY Elect Dist Substati	(49,383,665.60)	(1,774,896.89)	3,105.76	-	-	56,244.46	-	-	(51,099,212.27)
LGE-136205-Elect. Dist. Substation	-	(9.89)	-	-	-	-	-	-	(9.89)
LGE-136400-Electric Distribution -	(81,065,964.15)	(3,048,014.03)	213,028.74	-	-	909,043.56	(36,704.50)	(1,239.00)	(83,029,849.38)
LGE-136500-Electric Distribution -	(130,117,669.65)	(3,924,213.09)	3,283,585.52	-	-	2,673,282.00	(203,214.30)	-	(128,288,229.52)
LGE-136600-Electric Distribution -	(34,419,287.57)	(713,433.13)	409,891.34	-	-	81,829.42	(6,325.01)	-	(34,647,324.95)
LGE-136700-Electric Distribution -	(68,577,048.69)	(3,341,086.59)	305,148.35	-	-	1,220,356.02	(199,584.99)	-	(70,592,215.90)
LGE-136800-Line Transformers	(62,909,110.01)	(2,038,307.75)	-	-	-	-	-	-	(64,947,417.76)
LGE-136910-Electric Distribution -	(2,141,472.53)	(263,648.24)	-	-	-	-	-	-	(2,344,062.96)
LGE-136920-Electric Distribution -	(24,963,809.43)	(334,956.84)	11,006.99	-	-	50,050.82	-	-	(25,298,766.27)
LGE-137000-Meters	(20,300,585.34)	(485,512.44)	-	-	-	-	-	-	(20,786,097.78)
LGE-137001- AMS Meters	(429,360.26)	(103,105.48)	-	-	-	-	-	-	(532,465.74)
LGE-137011- AMI Meters	(1,655.95)	(2,537.34)	-	-	-	-	-	-	(4,193.29)
LGE-137020-Meters - CT and PT	(4,059,817.28)	(97,802.16)	-	-	-	-	-	-	(4,157,619.44)
LGE-137101 KY Install Charging Sta	(8,046.06)	(8,790.25)	-	-	-	-	-	-	(16,836.31)
LGE-137310-Electric Distribution -	(16,878,182.02)	(1,672,682.95)	1,189,713.86	-	-	690,172.52	(6,034.85)	-	(16,677,013.44)
LGE-137320-Electric Distribution -	(32,388,996.95)	(1,177,839.14)	254,069.25	-	-	818,495.87	(4,843.94)	-	(32,499,114.91)
LGE-137340-Electric Dist. - Street	-	-	-	-	-	-	-	-	-
LGE-137405-ARO Cost Elec Dist (L/B)	(47,745.57)	(624.30)	-	-	-	-	-	-	(48,369.87)
LGE-137407-ARO Cost Elec Dist (Eqp)	(12,782.65)	(489.06)	-	-	-	-	-	-	(13,271.71)
	(550,350,844.80)	(19,121,034.09)	5,677,696.43	-	-	6,500,594.04	(456,707.59)	(1,239.00)	(557,751,535.01)
Electric General Plant									
LGE-139200 - Cars & Light Trucks-	(623,319.81)	(30,894.15)	-	-	-	-	-	-	(654,213.96)
LGE-139200 - Cars and Light Trucks	-	-	-	-	-	-	-	-	-
LGE-139210 - Heavy Trucks and Other-	(2,436,510.01)	(135,129.42)	-	-	-	-	-	-	(2,571,639.43)
LGE-139210 - Heavy Trucks and Other-	(0.00)	-	-	-	-	-	-	-	(0.00)
LGE-139220-Transportation - Trailers	(86,035.84)	(10,756.01)	93,753.65	-	-	-	-	-	(3,038.20)
LGE-139400-Tools, Shop, and Garage	(3,016,905.89)	(150,574.35)	137,716.09	-	-	-	-	-	(3,029,764.15)
LGE-139500-Laboratory Equipment	0.00	-	-	-	-	-	-	-	0.00
LGE-139610-Power Op Equip-Lg Mach	(0.00)	-	-	-	-	-	-	-	(0.00)
LGE-139610-Power Op Equip-Lg Mach-	(1,490,428.54)	(4,856.41)	216,860.35	-	-	-	-	-	(1,278,424.60)
LGE-139620-Power Op Equip-Other	(119,420.53)	(4,072.06)	-	-	-	-	-	-	(123,492.59)
LGE-139720- DSM Equipment	(4,186,011.96)	(417,770.38)	-	-	-	-	-	-	(4,603,782.34)
	(11,958,632.58)	(754,052.78)	448,330.09	-	-	-	-	-	(12,264,355.27)
Electric Hydro Production									
LGE-133020-Ohio Falls Non-Project	-	-	-	-	-	-	-	-	-
LGE-133020-Ohio Falls Project 289	-	-	-	-	-	-	-	-	-
LGE-133100-Ohio Falls Non-Project	42,433.77	(205.20)	-	(47,500.00)	-	-	-	-	(5,271.43)
LGE-133100-Ohio Falls Project 289	(2,689,995.34)	(44,818.50)	-	47,500.00	-	-	-	-	(2,687,313.84)
LGE-133200-Ohio Falls Project 289	(1,344,933.70)	(87,889.72)	-	-	-	-	-	-	(1,432,823.42)
LGE-133300-Ohio Falls Project 289	(10,069,178.64)	(1,856,212.74)	-	2,553,800.00	-	-	-	-	(9,371,591.38)
LGE-133400-Ohio Falls Project 289	1,809,851.62	(78,400.85)	16,993.55	(2,553,800.00)	-	757.67	-	-	(804,598.01)
LGE-133500-Ohio Falls Non-Project	38,618.54	(540.31)	-	(43,650.00)	-	-	-	-	(7,471.77)
LGE-133500-Ohio Falls Project 289	(254,021.10)	(3,983.60)	103,098.06	47,878.00	-	6,780.33	(8,500.00)	-	(108,748.31)
LGE-133600-Ohio Falls Non-Project	(872.13)	-	-	872.00	-	-	-	-	(0.13)
LGE-133600-Ohio Falls Project 289	2,196.01	(127.44)	-	(5,200.00)	-	-	-	-	(3,131.43)
LGE-133707-ARO Cost Hydro Prod (L/B)	(28,578.92)	(3,629.59)	-	-	-	-	-	-	(32,208.51)
	(12,496,479.89)	(2,075,807.95)	120,091.61	-	-	7,538.00	(8,500.00)	-	(14,453,158.23)
Electric Other Production									
LGE-134020-TC 5 CT Land	-	-	-	-	-	-	-	-	-
LGE-134020-EWB Solar Facility Land	-	-	-	-	-	-	-	-	-
LGE-134020 - TC 10 - Land	-	-	-	-	-	-	-	-	-
LGE-134100-Structures and Imp	(14,495,246.80)	(556,686.02)	23,096.33	(360,886.00)	-	4,323.44	-	-	(15,385,399.05)
LGE-134200-Fuel Holders, Prod	(7,256,640.52)	(406,086.81)	1,204.79	71,984.00	-	4,393.28	-	-	(7,585,145.26)
LGE-134300-Prime Movers	(91,125,335.14)	(5,480,699.19)	1,387,194.52	-	-	310,377.97	-	-	(94,908,461.84)
LGE-134400-Generators	(25,341,573.87)	(959,158.32)	599,612.10	283,903.00	-	13,458.13	-	-	(25,403,758.96)
LGE-134500-Accessory Electric	(14,393,322.60)	(757,181.58)	34,508.86	4,747.00	-	94,976.72	-	-	(15,016,271.60)
LGE-134600-Misc. Power Plant	(2,488,474.22)	(97,699.08)	-	252.00	-	-	-	-	(2,585,921.30)
LGE-134705-ARO Cost Other Prod (L/B)	(7,268.16)	(414.36)	-	-	-	-	-	-	(7,682.52)
LGE-134707-ARO Cost Other Prod (Eqp)	(17,624.65)	(2,404.14)	-	-	-	-	-	-	(20,028.79)
	(155,125,485.96)	(8,260,329.50)	2,045,616.60	-	-	427,529.54	-	-	(160,912,669.32)

LOUISVILLE GAS & ELECTRIC COMPANY
RESERVE FOR DEPRECIATION AND AMORTIZATION OF ELECTRIC PLANT IN SERVICE - KENTUCKY - REGULATORY ACCOUNTING
JUNE 2020

[ToC](#)

	Beginning Balance	Accruals	Retirements	Transfers/ Adjustments	RWIP Transfers Out	Cost of Removal	Salvage	Other Credits	Ending Balance
Electric Steam Production									
LGE-131020-Steam Production - Land	-	-	-	-	-	-	-	-	-
LGE-131100-Structures & Imp	(174,345,183.88)	(2,687,865.41)	1,886,156.02	-	-	2,540,143.71	-	(1,969.50)	(172,608,719.06)
LGE-131101-AROP Struct & Impr	-	-	-	-	-	-	-	-	-
LGE-131105-Dist Drive - Future Use	-	-	-	-	-	-	-	-	-
LGE-131110-CAPITAL LEASED EQUIP	-	-	-	-	-	-	-	-	-
LGE-131200-Cane Run Locomotives - B	-	-	-	-	-	-	-	-	-
LGE-131200-Cane Run Rail Cars - Boi	(0.03)	-	-	-	-	-	-	-	(0.03)
LGE-131200-Cane Run Unit 1 Boiler P	-	-	-	-	-	-	-	-	-
LGE-131200-Cane Run Unit 2 Boiler P	-	-	-	-	-	-	-	-	-
LGE-131200-Cane Run Unit 3 Boiler P	-	-	-	-	-	-	-	-	-
LGE-131200-Cane Run Unit 4 SO2 Boil	-	-	-	-	-	-	-	-	-
LGE-131200-Cane Run Unit 5 SO2 Boil	-	-	-	-	-	-	-	-	-
LGE-131200-CR Unit 4 Boil	-	-	-	-	-	-	-	-	-
LGE-131200-CR Unit 4 Boil ECR 2006	-	-	-	-	-	-	-	-	-
LGE-131200-CR Unit 5 Boil	-	-	-	-	-	-	-	-	-
LGE-131200-CR Unit 5 Boil ECR 2006	-	-	-	-	-	-	-	-	-
LGE-131200-CR Unit 6 Boil	-	-	-	-	-	-	-	-	-
LGE-131200-CR Unit 6 Boil ECR 2006	-	-	-	-	-	-	-	-	-
LGE-131200-CR6 SO2 Boil	-	-	-	-	-	-	-	-	-
LGE-131200-CR6 SO2 Boil ECR 2005	-	-	-	-	-	-	-	-	-
LGE-131200-MC Offsite Rail Cars	-	-	-	-	-	-	-	-	-
LGE-131200-MC Unit 1 Boil	(37,122,562.75)	(2,280,550.09)	415,860.30	23,665.00	-	734,876.13	-	-	(38,228,711.41)
LGE-131200-MC Unit 1 Boil ECR 2006	-	-	-	-	-	-	-	-	-
LGE-131200-MC Unit 1 Boil ECR 2011	(16,648,739.33)	(3,407,278.80)	-	-	-	-	-	-	(20,056,018.13)
LGE-131200-MC Unit 1 Boil-Ash Pond	(239,588.43)	(6,032.16)	-	(154,065.00)	-	-	-	-	(399,685.59)
LGE-131200-MC Unit 2 Boil	(15,818,260.07)	(2,170,863.62)	37,643.72	-	-	5,736.37	-	-	(17,945,743.60)
LGE-131200-MC Unit 2 Boil ECR 2006	-	-	-	-	-	-	-	-	-
LGE-131200-MC Unit 2 Boil ECR 2011	(22,102,039.59)	(4,497,752.88)	-	-	-	-	-	-	(26,599,792.47)
LGE-131200-MC Unit 2 SO2 ECR 2011	(11,491,330.91)	(3,754,047.06)	-	-	-	-	-	-	(15,245,377.97)
LGE-131200-MC Unit 2 SO2 ECR 2016	(127,419.62)	(61,071.72)	-	-	-	-	-	-	(188,491.34)
LGE-131200-MC Unit 3 Boil	(66,000,217.19)	(3,825,097.69)	5,078,717.00	-	-	732,625.36	-	-	(64,013,972.52)
LGE-131200-MC Unit 3 Boil ECR 2006	-	-	-	-	-	-	-	-	-
LGE-131200-MC Unit 3 Boil ECR 2011	(14,226,951.62)	(3,226,943.52)	-	-	-	-	-	-	(17,453,895.14)
LGE-131200-MC Unit 3 Boil-Ash Pond	625,488.98	-	-	(625,489.00)	-	-	-	-	(0.02)
LGE-131200-MC Unit 3 SO2 ECR 2011	(15,032,428.91)	(4,013,072.94)	-	-	-	-	-	-	(19,045,501.85)
LGE-131200-MC Unit 3 SO2 ECR 2016	(114,511.43)	(32,869.32)	-	-	-	-	-	-	(147,380.75)
LGE-131200-MC Unit 4 Boil	(118,494,722.54)	(6,470,079.70)	1,468,352.01	-	-	4,849.65	-	-	(123,491,600.58)
LGE-131200-MC Unit 4 Boil ECR 2005	-	-	-	-	-	-	-	-	-
LGE-131200-MC Unit 4 Boil ECR 2006	-	-	-	-	-	-	-	-	-
LGE-131200-MC Unit 4 Boil ECR 2011	(26,844,290.93)	(3,536,635.46)	463,134.30	-	-	101,920.00	-	-	(29,815,872.09)
LGE-131200-MC Unit 4 Boil ECR 2016	4,067,387.91	(134,105.64)	-	-	-	-	-	-	3,933,282.27
LGE-131200-MC4 Boil ECR 2016-152381	(834,621.55)	(3,343,595.96)	-	-	-	-	-	-	(4,178,217.51)
LGE-131200-MC4 SO2 Boil	(6,233,089.66)	(1,204,629.60)	120,074.62	-	-	4,343.96	-	-	(7,313,300.68)
LGE-131200-MC4 SO2 Boil ECR 2005	-	-	-	-	-	-	-	-	-
LGE-131200-MC4 SO2 Boil ECR 2009	(178,135.61)	(63,854.52)	-	-	-	-	-	-	(241,990.13)
LGE-131200-MC4 SO2 Boil ECR 2011	(14,232,255.48)	(3,084,603.96)	-	-	-	-	-	-	(17,316,859.44)
LGE-131200-MC4 SO2 Boil ECR 2016	(563,224.41)	(21,634.80)	-	-	-	-	-	-	(584,859.21)
LGE-131200-Mill Creek Locomotives B	-	-	-	-	-	-	-	-	-
LGE-131200-Mill Creek Rail Cars Boi	(0.01)	-	-	-	-	-	-	-	(0.01)
LGE-131200-Mill Creek Unit 1 SO2 Bo	(9,369,275.31)	(308,827.73)	42,892.91	130,400.00	-	-	-	-	(9,504,810.13)
LGE-131200-Mill Creek Unit 2 SO2 Bo	2,604,226.13	(27,686.40)	-	-	-	-	-	-	2,576,539.73
LGE-131200-Mill Creek Unit 3 SO2 Bo	5,095,784.15	(107,645.72)	143,760.48	625,489.00	-	-	-	-	5,757,387.91
LGE-131200-TC 1 Future Use - 105	10.01	-	-	-	-	-	-	-	10.01
LGE-131200-TC 2 FGD Boil	(3,769,662.34)	(178,855.80)	-	-	-	-	-	-	(3,948,518.14)
LGE-131200-TC 2 FGD Boil ECR 2006	-	-	-	-	-	-	-	-	-
LGE-131200-TC Unit 1 Boil	(82,576,942.98)	(3,510,776.80)	2,805,144.20	2,542,653.00	-	18,540.14	-	(4,588.43)	(80,725,970.87)
LGE-131200-TC Unit 1 Boil ECR 2006	-	-	-	-	-	-	-	-	-
LGE-131200-TC Unit 1 Boil ECR 2009	(535,992.55)	(122,046.78)	-	-	-	-	-	-	(658,039.33)
LGE-131200-TC Unit 1 Boil ECR 2011	(9,996,847.24)	(1,290,115.92)	-	-	-	-	-	-	(11,286,963.16)
LGE-131200-TC Unit 1 Boil-Ash Pond	(1,880,921.27)	(45,555.78)	-	(2,542,653.00)	-	-	-	-	(4,469,130.05)
LGE-131200-TC Unit 2 Boil	(25,641,756.79)	(1,572,846.43)	1,091,021.09	-	-	3,346.87	-	(836.72)	(22,073,801.98)
LGE-131200-TC Unit 2 Boil ECR 2006	-	-	-	-	-	-	-	-	-
LGE-131200-TC Unit 2 Boil ECR 2009	(4,167,424.03)	(989,784.37)	-	2,287.01	-	-	-	-	(5,154,921.39)
LGE-131200-TC Unit 2 Boil ECR 2016	(246,750.91)	(526,253.40)	-	-	-	-	-	-	(773,004.31)
LGE-131200-TC1 SO2 Boil	(30,829,619.97)	(783,192.15)	824,815.67	-	-	-	-	-	(30,787,996.45)
LGE-131200-TC1 SO2 Boil ECR 2005	-	-	-	-	-	-	-	-	-
LGE-131200-TC1 SO2 Boil ECR 2016	(18,460.64)	(6,430.44)	-	-	-	-	-	-	(24,891.08)
LGE-131200-TC2 Boil ECR2009-151118	-	(308,936.31)	-	-	-	-	-	-	(308,936.31)
LGE-131200-TC2 Boil ECR2009-159091	-	(362.39)	-	-	-	-	-	-	(362.39)
LGE-131200-TC2 Boil ECR2009-159093L	-	(1,135.58)	-	(2,287.01)	-	-	-	-	(3,422.59)
LGE-131200-TC2 Boil ECR 2009-Ash Po	(674,611.54)	(45,262.32)	-	(4,047,270.00)	-	-	-	-	(4,767,143.86)

[ToC](#)

LOUISVILLE GAS & ELECTRIC COMPANY
RESERVE FOR DEPRECIATION AND AMORTIZATION OF ELECTRIC PLANT IN SERVICE - KENTUCKY - REGULATORY ACCOUNTING
JUNE 2020

	Beginning Balance	Accruals	Retirements	Transfers/ Adjustments	RWIP Transfers Out	Cost of Removal	Salvage	Other Credits	Ending Balance
LGE-131200-Boiler	(523,619,758.46)	(54,960,433.76)	12,491,416.30	-	-	1,606,238.48	-	(5,425.15)	(564,487,962.59)
LGE-131201-AROP Boiler Pit	-	-	-	-	-	-	-	-	-
LGE-131400-Turbogenerators	(106,386,783.67)	(3,567,429.14)	2,989,644.82	-	-	277,623.47	-	(5,398.35)	(106,692,342.87)
LGE-131500-Accessory	(89,735,603.08)	(2,468,079.35)	690,458.99	-	-	52,000.00	-	-	(91,461,223.44)
LGE-131501-AROP Accessory	-	-	-	-	-	-	-	-	-
LGE-131600-Misc. Power Plant	(7,125,731.49)	(344,470.69)	51,812.87	-	-	7,083.31	-	-	(7,411,306.00)
LGE-131707-ARO Cost Steam (Eqp)	(3,819,197.00)	(3,623,268.68)	4,404,510.97	-	-	-	-	-	(3,037,954.71)
LGE-131708-ARO Cost Steam (CCR)	(37,102,419.35)	(1,774,172.29)	-	-	-	-	-	-	(38,876,591.64)
	(942,134,676.93)	(69,425,719.32)	22,513,999.97	-	-	4,483,088.97	-	(12,793.00)	(984,576,100.31)
Electric Transmission									
LGE-135010- KY Elec Transmission -	(3,040,657.95)	(45,222.12)	-	-	-	-	-	-	(3,085,880.07)
LGE-135020-KY Electric Trans	-	-	-	-	-	-	-	-	-
LGE-135210- KY Elec Transmission -	(1,991,149.44)	(73,224.24)	4,564.80	-	-	627.21	-	-	(2,059,181.67)
LGE-135210-TC Sw. Station - Substat	(99,845.79)	(1,950.90)	-	-	-	-	-	-	(101,796.69)
LGE-135220-Struct & Improve-System	(33.84)	-	-	-	-	-	-	-	(33.84)
LGE-135210-TC Unit 1 - Trans. - Sub	-	-	-	-	-	-	-	-	-
LGE-135310- KY Elec Transmission -	(59,647,453.85)	(1,740,805.67)	392,015.88	-	-	248,014.44	(2,105.31)	-	(60,750,334.51)
LGE-135310-TC Sw. Station - Substat	(90,969.25)	(27,571.26)	-	-	-	-	-	-	(118,540.51)
LGE-135310-TC Unit 1 - Trans. - Sub	4,726.55	-	-	-	-	-	-	-	4,726.55
LGE-135311-AROP Station Equip	-	-	-	-	-	-	-	-	-
LGE-135311-AROP TC1 Station Equip	-	-	-	-	-	-	-	-	-
LGE-135320-Station Equip System	(36.09)	-	-	-	-	-	-	-	(36.09)
LGE-135400- KY Elec Transmission -	(20,412,943.21)	(288,269.94)	-	-	-	-	-	-	(20,701,213.15)
LGE-135500- KY Elec Transmission -	(28,197,023.31)	(1,389,351.86)	3,688.95	10,938.72	-	2,594.13	-	-	(29,569,153.37)
LGE-135600- KY Elec Transmission -	(27,924,440.04)	(984,624.17)	1,837.61	-	-	1,971.36	-	-	(28,905,255.24)
LGE-135700-Electric Transmission -	(799,025.12)	(17,760.54)	-	-	-	-	-	-	(816,785.66)
LGE-135800-Electric Transmission -	(3,759,433.52)	(103,680.36)	-	-	-	-	-	-	(3,863,113.88)
LGE-135915-ARO Cost Transm (L/B)	(1,930.06)	(619.08)	-	-	-	-	-	-	(2,549.16)
LGE-135917-ARO Cost Transm (Eqp)	(45,739.95)	(2,252.94)	-	-	-	-	-	-	(47,992.89)
	(146,005,954.89)	(4,675,333.08)	402,107.24	10,938.72	-	253,207.14	(2,105.31)	-	(150,017,140.18)
Total Electric Depreciation Reserves	(1,818,072,075.05)	(104,312,276.72)	31,207,841.94	10,938.72	-	11,671,957.69	(467,312.90)	(14,032.00)	(1,879,974,958.32)
Electric Intangible Plant									
LGE-130100-Elect. Intangible Plant -	-	-	-	-	-	-	-	-	-
LGE-130200-Franchises and Consents	-	-	-	-	-	-	-	-	-
Total Electric Amortization Reserves	-	-	-	-	-	-	-	-	-

LOUISVILLE GAS & ELECTRIC COMPANY
RESERVE FOR DEPRECIATION AND AMORTIZATION OF ELECTRIC PLANT IN SERVICE - KENTUCKY - REGULATORY ACCOUNTING
JUNE 2020

ToC

	Beginning Balance	Accruals	Retirements	Transfers/ Adjustments	RWIP Transfers Out	Cost of Removal	Salvage	Other Credits	Ending Balance
Gas Distribution									
LGE-237412-Gas Distribution Land	-	-	-	-	-	-	-	-	-
LGE-237413- Land- Gas Line Tracker	-	-	-	-	-	-	-	-	-
LGE-237422-Gas Distribution Land Ri	(77,439.69)	-	-	3,422.00	-	-	-	-	(74,017.69)
LGE-237510-Gas Distribution - City	(109,800.58)	(3,247.14)	-	-	-	-	-	-	(113,047.72)
LGE-237520-Gas Distribution - Other	(335,347.73)	(17,218.56)	-	-	-	-	-	-	(352,566.29)
LGE-237600-Gas Distribution - Mains	(141,368,026.59)	(3,155,348.53)	173.25	(3,422.00)	-	5,954.76	-	-	(144,520,669.11)
LGE-237610-Gas Distribution - Mains	(5,069,584.56)	(364,843.00)	-	-	-	-	-	-	(5,434,427.56)
LGE-237620-Gas Line Tracker - Mains	(250,939.06)	(60,621.62)	-	-	-	-	-	-	(311,560.68)
LGE-237800-Gas Distribution - Measu	(2,642,328.93)	(328,604.37)	29,478.63	-	-	12,600.00	-	-	(2,928,854.67)
LGE-237900-Gas Distribution - City	(1,484,598.56)	(124,475.65)	52,908.97	-	-	9,600.00	-	-	(1,546,565.24)
LGE-238000-Gas Distribution - Gas S	(103,012,782.01)	(3,554,313.98)	37,777.94	-	-	124,257.29	-	-	(106,405,070.76)
LGE-238010-Gas Distribution - Gas S	(29,002,284.30)	(2,787,278.40)	-	-	-	-	-	-	(31,789,562.70)
LGE-238020-Gas Line Tracker Service	(1,964,193.83)	(850,423.16)	-	-	-	-	-	-	(2,814,616.99)
LGE-238100-Meters	(13,497,136.20)	(1,224,874.37)	3,516.89	-	-	4,451.25	-	-	(14,714,042.43)
LGE-238300-Regulators	(7,472,950.64)	(519,098.05)	-	-	-	-	-	-	(7,992,048.69)
LGE-238500-Gas Distribution - Indus	(214,590.58)	(13,645.97)	-	-	-	-	-	-	(228,236.55)
LGE-238700-Gas Distribution - Other	(30,641.06)	(495.78)	-	-	-	-	-	-	(31,136.84)
LGE-238805-ARO Cost Gas Dist (L/B)	-	-	-	-	-	-	-	-	-
LGE-238807-ARO Cost Gas Dist (Eqp)	(1,889,553.17)	(187,494.97)	31,924.24	-	-	-	-	-	(2,045,123.90)
	(308,422,207.49)	(13,191,983.55)	155,779.92	-	-	156,863.30	-	-	(321,301,547.82)
Gas General Plant									
LGE-239200-Cars & Light Trucks-	(22,386.92)	(1,984.02)	-	-	-	-	-	-	(24,370.94)
LGE-239200-Cars and Light Trucks	-	-	-	-	-	-	-	-	-
LGE-239210-Heavy Trucks & Other-	(642,957.87)	(26,685.42)	-	-	-	-	-	-	(669,643.29)
LGE-239210-Heavy Trucks and Other	-	-	-	-	-	-	-	-	-
LGE-239220-Transportation Equip-Tra	(213,053.41)	(25,740.90)	-	-	-	-	-	-	(238,794.31)
LGE-239400-Tools, Shop, and Garage	(2,884,619.52)	(171,092.61)	22,071.60	-	-	-	-	-	(3,033,640.53)
LGE-239500-Laboratory Equipment	-	-	-	-	-	-	-	-	-
LGE-239610-Power Op Equip-Lg Mach	-	-	-	-	-	-	-	-	-
LGE-239610-Power Op Equip-Lg Mach	(2,149,443.86)	(50,397.70)	360,698.67	-	-	-	-	-	(1,839,142.89)
LGE-239620-Power Op Equip - Other	(138,960.62)	(7,116.12)	-	-	-	-	-	-	(146,076.74)
LGE-239720- DSM Equipment	-	-	-	-	-	-	-	-	-
	(6,051,422.20)	(283,016.77)	382,770.27	-	-	-	-	-	(5,951,668.70)
Gas Storage									
LGE-235010-KY Gas Storage Undergr	-	-	-	-	-	-	-	-	-
LGE-235020-Gas Storage Underground	(71,524.03)	(298.56)	-	-	-	-	-	-	(71,822.59)
LGE-235120-Gas Storage Undg. - Comp	(2,005,747.33)	(109,982.37)	5,522.32	-	-	111,666.17	-	-	(1,998,541.21)
LGE-235130-Gas Storage Undg. - Regu	(17,255.93)	(171.84)	-	-	-	-	-	-	(17,427.77)
LGE-235140- KY Gas Storage Undergr	(948,241.15)	(53,665.02)	-	-	-	-	-	-	(1,001,906.17)
LGE-235210-Gas Storage Undg. - Leas	(569,589.96)	-	-	21,349.00	-	-	-	-	(548,240.96)
LGE-235220-Gas Storage Underground	(452,027.29)	-	-	51,516.00	-	-	-	-	(400,511.29)
LGE-235230-Gas Storage Undg. - Non	(8,419,332.20)	(39,560.28)	-	(72,865.00)	-	-	-	-	(8,531,757.48)
LGE-235240- KY Gas Storage Undergrd	(1,202,858.99)	(36,626.76)	-	-	-	-	-	-	(1,239,485.75)
LGE-235250- KY AROP Gas Stor UG	-	-	-	-	-	-	-	-	-
LGE-235255- KY Gas Stor UG	(964,034.64)	(199,719.64)	-	-	-	-	-	-	(1,163,754.28)
LGE-235300- KY Gas Storage Undergrd	(8,708,911.17)	(218,876.87)	1,604.67	-	-	14,500.00	-	-	(8,911,683.37)
LGE-235400-Gas Storage Undg. - Comp	(10,593,007.97)	(757,920.89)	9,819.97	-	-	13,793.59	-	-	(11,327,315.30)
LGE-235500-Gas Storage Undg. - Meas	(406,207.11)	(34,916.70)	-	-	-	-	-	-	(441,123.81)
LGE-235600-Gas Storage Undg. - Puri	(7,090,351.98)	(332,854.78)	7,596.23	-	-	35,249.28	-	-	(7,380,361.25)
LGE-235700- KY Gas Storage Undergrd	(569,820.95)	(35,308.04)	2,022.08	-	-	-	-	-	(603,106.91)
LGE-235805-ARO Cost Gas UG Store (L	(160,031.52)	(227.46)	157,639.85	-	-	-	-	-	(2,619.13)
LGE-235807-ARO Cost Gas UG Store (E	(1,068,915.17)	(79,578.58)	-	-	-	-	-	-	(1,148,493.75)
	(43,247,857.39)	(1,899,707.79)	184,205.12	-	-	175,209.04	-	-	(44,788,151.02)
Gas Transmission									
LGE-236520-Gas Transmission Rights	(211,738.95)	(143.40)	-	-	-	-	-	-	(211,882.35)
LGE-236700-Gas Transmission - Mains	(13,814,781.53)	(605,250.24)	-	-	-	-	-	-	(14,420,031.77)
LGE-237207-ARO Cost Gas Trans (Eqp)	(445,014.98)	(21,624.30)	-	-	-	-	-	-	(466,639.28)
	(14,471,535.46)	(627,017.94)	-	-	-	-	-	-	(15,098,553.40)
Total Gas Depreciation Reserves	(372,193,022.54)	(16,001,726.05)	722,755.31	-	-	332,072.34	-	-	(387,139,920.94)
Gas Intangible Plant									
LGE-230200-Franchises and Consents	(304.68)	(24.00)	-	-	-	-	-	-	(328.68)
	(304.68)	(24.00)	-	-	-	-	-	-	(328.68)

[ToC](#)

LOUISVILLE GAS & ELECTRIC COMPANY
 RESERVE FOR DEPRECIATION AND AMORTIZATION OF ELECTRIC PLANT IN SERVICE - KENTUCKY - REGULATORY ACCOUNTING
 JUNE 2020

	Beginning Balance	Accruals	Retirements	Transfers/ Adjustments	RWIP Transfers Out	Cost of Removal	Salvage	Other Credits	Ending Balance
Total Gas Amortization Reserves	(304.68)	(24.00)	-	-	-	-	-	-	(328.68)

LOUISVILLE GAS & ELECTRIC COMPANY
RESERVE FOR DEPRECIATION AND AMORTIZATION OF ELECTRIC PLANT IN SERVICE - KENTUCKY - REGULATORY ACCOUNTING
JUNE 2020

ToC

	Beginning Balance	Accruals	Retirements	Transfers/ Adjustments	RWIP Transfers Out	Cost of Removal	Salvage	Other Credits	Ending Balance
Common General Plant									
LGE-338910-Common - Land	-	-	-	-	-	-	-	-	-
LGE-338920-Common - Land Rights	-	-	-	-	-	-	-	-	-
LGE-339010-Common Structures - Gene	(14,889,412.51)	(542,119.98)	13,524.63	-	-	4,764.16	-	-	(15,413,243.70)
LGE-339010-Str LGE Bldg - Joint Own	(13,915.64)	(13,324.32)	-	-	-	-	-	-	(27,239.96)
LGE-339010-Struc EOC Safe-LGE OWNED	-	(13,648.25)	-	-	-	-	-	-	(13,648.25)
LGE-339010-Struct Broad - Joint Own	(365,301.16)	(46,366.36)	122,170.39	-	-	-	-	-	(289,497.13)
LGE-339010-Struct Broad -LGE Owned	(15,643,229.94)	(401,865.74)	1,650,458.17	-	-	266,147.68	-	-	(14,128,489.83)
LGE-339010-Struct-LGE Bldg Owned	(174,649.85)	(4,970.68)	295,605.15	-	-	28,007.36	-	-	143,991.98
LGE-339020-Common Structures - Tran	216,587.76	(5,115.00)	-	(284,600.00)	-	-	-	-	(73,127.24)
LGE-339030-Common Structures - Stor	(7,183,501.36)	(100,569.60)	23,063.12	284,600.00	-	2,039.32	-	-	(6,974,368.52)
LGE-339040-Common Structures - Othe	(232,802.67)	(13,444.24)	2,536.46	-	-	-	-	-	(243,710.45)
LGE-339060-Common Structures - Micr	(430,166.74)	(10,832.16)	-	-	-	-	-	-	(440,998.90)
LGE-339110-Office Furniture	(5,710,767.81)	(58,221.64)	319,375.81	-	-	11,992.64	-	-	(5,437,621.00)
LGE-339120-Office Equipment	(703,861.79)	(101,350.66)	-	-	-	-	-	-	(805,212.45)
LGE-339130-Computer Eq	(6,283,947.18)	(2,457,746.07)	1,937,594.82	(180,740.00)	-	-	-	-	(6,984,838.43)
LGE-339131-Personal Computers	(2,703,956.41)	(668,768.71)	88,304.77	-	-	-	-	-	(3,284,420.35)
LGE-339133-Computer Eq ECR 2006	(0.00)	-	-	-	-	-	-	-	(0.00)
LGE-339140-Security Equipment	(976,437.17)	(51,601.64)	-	180,740.00	-	-	-	-	(847,298.81)
LGE-339200-Cars & Light Trucks-	(164.48)	(84.30)	-	-	-	-	-	-	(1,048.78)
LGE-339210-Heavy Trucks & Other-	(173,821.15)	(4,502.64)	-	-	-	-	-	-	(178,323.79)
LGE-339210-Heavy Trucks and Other	-	-	-	-	-	-	-	-	-
LGE-339220-Trans Equip-Trailers	(3,701.20)	(2,011.26)	-	-	-	-	-	-	(5,712.46)
LGE-339300-Stores Equipment	(1,168,225.79)	(41,667.12)	1,048,710.62	-	-	-	-	-	(161,182.29)
LGE-339400-Tools, Shop, Garage Equi	(2,579,957.97)	(91,449.99)	513,703.62	-	-	-	-	(5,000.00)	(2,162,704.34)
LGE-339500-Laboratory Equipment	-	-	-	-	-	-	-	-	-
LGE-339610-Power Op Equip- Lg Mach	(237,781.09)	(1,021.20)	-	-	-	-	-	-	(238,802.29)
LGE-339620-Power Op Equip - Lg Mach-	(15,078.56)	(205.80)	-	-	-	-	-	-	(15,284.36)
LGE-339700-KY Microwave,Fiber,Other	(15,492,942.25)	(80,509.85)	-	-	-	-	-	-	(15,573,452.10)
LGE-339710-Radios and Telephone	(11,399,875.12)	(269,143.30)	-	-	-	-	-	-	(11,669,018.42)
LGE-339800-Miscellaneous Equipment	-	-	-	-	-	-	-	-	-
LGE-339915-ARO Cost Common (L/B)	-	-	-	-	-	-	-	-	-
	(86,166,910.08)	(4,981,340.51)	6,015,047.56	-	-	312,951.16	-	(5,000.00)	(84,825,251.87)
Non-Utility Property									
LGE-312101-Nonutility Prop - Coal L	-	-	-	-	-	-	-	-	-
LGE-312103-Nonutility-Coal Rts of W	(249.93)	-	-	-	-	-	-	-	(249.93)
LGE-312104-Nonutility Prop - Misc L	-	-	-	-	-	-	-	-	-
LGE-312102-Nonutility-Coal Mineral	(63,110.43)	-	-	-	-	-	-	-	(63,110.43)
LGE-312192-Nonutility Cars & Trucks	-	-	-	-	-	-	-	-	-
	(63,360.36)	-	-	-	-	-	-	-	(63,360.36)
Total Common Depreciation Reserves	<u>(86,230,270.44)</u>	<u>(4,981,340.51)</u>	<u>6,015,047.56</u>	<u>-</u>	<u>-</u>	<u>312,951.16</u>	<u>-</u>	<u>(5,000.00)</u>	<u>(84,888,612.23)</u>
Common Intangible Plant									
LGE-330100-Common Intangible Plant	-	-	-	-	-	-	-	-	-
LGE-330200-Franchises and Consents	-	-	-	-	-	-	-	-	-
LGE-330300-Misc Intang Plant-Softwa	(27,222,171.41)	(7,008,812.98)	3,791,468.80	(1,150,300.00)	-	-	-	-	(31,589,815.59)
LGE-330310-CCS Software	(6,432,114.76)	(791,531.46)	-	1,150,300.00	-	-	-	-	(6,073,346.22)
LGE-330320-Law Library	-	-	-	-	-	-	-	-	-
LGE-330330-Cloud Software NonCurrnt	-	-	-	-	-	-	-	-	-
LGE-330340-Cloud Software Prepaids	-	-	-	-	-	-	-	-	-
	(33,654,286.17)	(7,800,344.44)	3,791,468.80	-	-	-	-	-	(37,663,161.81)
Total Common Amortization Reserves	<u>(33,654,286.17)</u>	<u>(7,800,344.44)</u>	<u>3,791,468.80</u>	<u>-</u>	<u>-</u>	<u>-</u>	<u>-</u>	<u>-</u>	<u>(37,663,161.81)</u>
TOTAL KENTUCKY RESERVES	<u>(2,310,149,958.88)</u>	<u>(133,095,711.72)</u>	<u>41,737,113.61</u>	<u>10,938.72</u>	<u>-</u>	<u>12,316,981.19</u>	<u>(467,312.90)</u>	<u>(19,032.00)</u>	<u>(2,389,666,981.98)</u>

LOUISVILLE GAS & ELECTRIC COMPANY
RESERVE FOR DEPRECIATION AND AMORTIZATION OF PLANT IN SERVICE - INDIANA - REGULATORY ACCOUNTING
JUNE 2020

[ToC](#)

	Beginning Balance	Accruals	Retirements	Transfers/ Adjustments	RWIP Transfers Out	Cost of Removal	Salvage	Other Credits	Ending Balance
Electric Distribution									
LGE-136200- IN Elect Dist Substati	-	-	-	-	-	-	-	-	-
Electric Transmission									
LGE-135010- IN Elec Transmission -	(362,348.83)	(3,727.50)	-	-	-	-	-	-	(366,076.33)
LGE-135020- IN Electric Trans	-	-	-	-	-	-	-	-	-
LGE-135210- IN Elec Transmission -	(884,170.64)	(77,938.98)	-	-	-	-	-	-	(962,109.62)
LGE-135310- IN Elec Transmission -	(8,318,438.24)	(149,035.21)	-	25,861.94	-	-	-	-	(8,441,611.51)
LGE-135400- IN Elec Transmission -	(5,990,469.90)	(133,547.54)	-	(10,938.72)	-	-	-	-	(6,134,956.16)
LGE-135500- IN Elec Transmission -	(2,911,759.63)	(208,918.45)	-	-	-	-	-	-	(3,120,678.08)
LGE-135600- IN Elec Transmission -	(4,135,865.00)	(118,957.16)	-	-	-	-	-	-	(4,254,822.16)
	(22,603,052.24)	(692,124.84)	-	14,923.22	-	-	-	-	(23,280,253.86)
Total Electric Depreciation Reserves	(22,603,052.24)	(692,124.84)	-	14,923.22	-	-	-	-	(23,280,253.86)
Gas Storage									
LGE-235140- IN Gas Storage Undergr	(251,807.21)	(15,756.18)	-	-	-	-	-	-	(267,563.39)
LGE-235240- IN Gas Storage Undergrd	(360,954.48)	(25,017.78)	-	-	-	-	-	-	(385,972.26)
LGE-235250- IN AROP Gas Stor UG	-	-	-	-	-	-	-	-	-
LGE-235255- IN Gas Stor UG	(379,759.27)	(42,296.28)	-	-	-	-	-	-	(422,055.55)
LGE-235300- IN Gas Storage Undergrd	(1,086,319.73)	(60,874.28)	982.88	-	-	2,691.43	-	-	(1,143,519.70)
LGE-235400- Gas Storage Undg. - Comp	-	-	-	-	-	-	-	-	-
LGE-235700- IN Gas Storage Undergrd	(235,346.94)	(27,816.67)	42,542.23	-	-	-	-	-	(220,621.38)
	(2,314,187.63)	(171,761.19)	43,525.11	-	-	2,691.43	-	-	(2,439,732.28)
Total Gas Depreciation Reserves	(2,314,187.63)	(171,761.19)	43,525.11	-	-	2,691.43	-	-	(2,439,732.28)
Common General Plant									
LGE-339700- IN Microwave, Fiber, Other	9,045.98	(1,832.56)	-	(25,861.94)	-	-	-	-	(18,648.52)
Total Common Depreciation Reserves	9,045.98	(1,832.56)	-	(25,861.94)	-	-	-	-	(18,648.52)
TOTAL INDIANA RESERVES	(24,908,193.89)	(865,718.59)	43,525.11	(10,938.72)	-	2,691.43	-	-	(25,738,634.66)

LOUISVILLE GAS & ELECTRIC COMPANY
SUMMARY OF UTILITY PLANT - FINANCIAL ACCOUNTING - Including 254 Balances
JUNE 2020

	Beginning Balance	Accruals	Retirements	Transfers/ Adjustments	ARO Settlements	RWIP Transfers Out	Cost of Removal	Salvage	Other Credits	Ending Balance
LIFE RESERVE										
Common General Plant	(84,617,851.13)	(4,833,899.33)	6,015,047.56	(26,060.65)	-	-	-	-	-	(83,462,763.55)
Common General Plant - ARO	-	-	-	-	-	-	-	-	-	-
Electric Distribution	(395,771,382.44)	(13,666,172.60)	5,677,696.43	-	-	-	-	-	-	(403,759,858.61)
Electric Distribution - ARO	(60,528.22)	(1,113.36)	-	-	-	-	-	-	-	(61,641.58)
Electric General Plant	(12,106,469.02)	(754,052.78)	448,330.09	-	-	-	-	-	-	(12,412,191.71)
Electric Hydro Production	(20,625,107.46)	(2,027,563.64)	120,091.61	-	-	-	-	-	-	(22,532,579.49)
Electric Hydro Production - ARO	(28,578.92)	(3,629.59)	-	-	-	-	-	-	-	(32,208.51)
Electric Other Production	(149,078,508.01)	(7,691,543.20)	2,045,616.60	-	-	-	-	-	-	(154,724,434.61)
Electric Other Production - ARO	(24,892.81)	(2,818.50)	-	-	-	-	-	-	-	(27,711.31)
Electric Steam Production	(883,961,529.74)	(57,794,887.99)	18,109,489.00	-	-	-	-	-	-	(923,646,928.73)
Electric Steam Production - ARO	(40,921,616.35)	(5,397,440.97)	4,404,510.97	-	-	-	-	-	-	(41,914,546.35)
Electric Transmission	(146,042,862.70)	(3,789,614.75)	402,107.24	26,060.65	-	-	-	-	-	(149,404,309.56)
Electric Transmission - ARO	(47,670.03)	(2,872.02)	-	-	-	-	-	-	-	(50,542.05)
Gas Distribution	(215,841,920.36)	(9,161,947.44)	123,855.68	-	-	-	-	-	-	(224,880,012.12)
Gas Distribution - ARO	(1,889,553.17)	(187,494.97)	31,924.24	-	-	-	-	-	-	(2,045,123.90)
Gas General Plant	(6,261,295.61)	(283,016.77)	382,770.27	-	-	-	-	-	-	(6,161,542.11)
Gas Storage	(45,822,076.80)	(1,749,920.28)	70,090.38	-	-	-	-	-	-	(47,501,906.70)
Gas Storage - ARO	(1,228,946.69)	(79,806.04)	157,639.85	-	-	-	-	-	-	(1,151,112.88)
Gas Stored Nonrecoverable	-	-	-	-	-	-	-	-	-	-
Gas Transmission	(11,787,465.76)	(448,914.31)	-	-	-	-	-	-	-	(12,236,380.07)
Gas Transmission - ARO	(445,014.98)	(21,624.30)	-	-	-	-	-	-	-	(466,639.28)
Non Utility Property (108)	-	-	-	-	-	-	-	-	-	-
Non Utility Property (111)	(63,360.36)	-	-	-	-	-	-	-	-	(63,360.36)
	(2,016,626,630.56)	(107,898,332.84)	37,989,169.92	-	-	-	-	-	-	(2,086,535,793.48)
COST OF REMOVAL										
Common General Plant	(1,812,285.97)	(149,273.74)	-	198.71	-	-	312,951.16	-	(5,000.00)	(1,653,409.84)
Electric Distribution	(176,882,226.91)	(5,893,833.17)	-	-	-	-	6,500,594.04	-	(1,239.00)	(176,276,705.04)
Electric General Plant	(4,815.64)	-	-	-	-	-	-	-	-	(4,815.64)
Electric Hydro Production	7,677,803.38	(61,801.90)	-	-	-	-	7,538.00	-	-	7,623,539.48
Electric Other Production	(6,747,197.56)	(632,188.29)	-	-	-	-	427,529.54	-	-	(6,951,856.31)
Electric Steam Production	(48,574,749.48)	(7,839,441.98)	-	-	-	-	4,483,088.97	-	(12,793.00)	(51,943,895.49)
Electric Steam Production - ARO	-	-	-	-	-	-	-	-	-	-
Electric Transmission	(30,319,398.09)	(1,792,989.40)	-	(198.71)	-	-	253,207.14	-	-	(31,859,379.06)
Gas Distribution	(95,933,041.22)	(4,019,747.00)	-	-	-	-	156,863.30	-	-	(99,795,924.92)
Gas General Plant	200.27	-	-	-	-	-	-	-	-	200.27
Gas Storage	950,420.78	(256,804.61)	-	-	-	-	177,900.47	-	-	871,516.64
Gas Storage - ARO	-	-	-	-	-	-	-	-	-	-
Gas Stored Nonrecoverable	-	-	-	-	-	-	-	-	-	-
Gas Transmission	(2,529,237.96)	(165,336.65)	-	-	-	-	-	-	-	(2,694,574.61)
Non Utility Property	0.00	-	-	-	-	-	-	-	-	0.00
	(354,174,528.40)	(20,811,416.74)	-	-	-	-	12,319,672.62	-	(19,032.00)	(362,685,304.52)

LOUISVILLE GAS & ELECTRIC COMPANY
SUMMARY OF UTILITY PLANT - FINANCIAL ACCOUNTING - Including 254 Balances
JUNE 2020

	Beginning Balance	Accruals	Retirements	Transfers/ Adjustments	ARO Settlements	RWIP Transfers Out	Cost of Removal	Salvage	Other Credits	Ending Balance
SALVAGE										
Common General Plant	272,273.00	-	-	-	-	-	-	-	-	272,273.00
Electric Distribution	22,363,292.77	440,085.04	-	-	-	-	-	(456,707.59)	-	22,346,670.22
Electric General Plant	152,652.08	-	-	-	-	-	-	-	-	152,652.08
Electric Hydro Production	479,403.11	17,187.18	-	-	-	-	-	(8,500.00)	-	488,090.29
Electric Other Production	725,112.42	66,220.49	-	-	-	-	-	-	-	791,332.91
Electric Steam Production	31,323,218.64	1,606,051.62	-	-	-	-	-	-	-	32,929,270.26
Electric Transmission	7,800,923.69	218,018.25	-	-	-	-	-	(2,105.31)	-	8,016,836.63
Gas Distribution	5,242,307.26	177,205.86	-	-	-	-	-	-	-	5,419,513.12
Gas General Plant	209,673.14	-	-	-	-	-	-	-	-	209,673.14
Gas Storage	538,557.69	15,061.95	-	-	-	-	-	-	-	553,619.64
Gas Stored Nonrecoverable	-	-	-	-	-	-	-	-	-	-
Gas Transmission	290,183.24	8,857.32	-	-	-	-	-	-	-	299,040.56
Non Utility Property	-	-	-	-	-	-	-	-	-	-
	69,397,597.04	2,548,687.71	-	-	-	-	-	(467,312.90)	-	71,478,971.85
TOTAL RESERVES										
Common	(86,221,224.46)	(4,983,173.07)	6,015,047.56	(25,861.94)	-	-	312,951.16	-	(5,000.00)	(84,907,260.75)
Electric	(1,840,675,127.29)	(105,004,401.56)	31,207,841.94	25,861.94	-	-	11,671,957.69	(467,312.90)	(14,032.00)	(1,903,255,212.18)
Gas	(374,507,210.17)	(16,173,487.24)	766,280.42	-	-	-	334,763.77	-	-	(389,579,653.22)
	(2,301,403,561.92)	(126,161,061.87)	37,989,169.92	-	-	-	12,319,672.62	(467,312.90)	(19,032.00)	(2,377,742,126.15)
RETIREMENT WORK IN PROGRESS										
Common	856,637.25	-	-	-	-	(307,951.16)	331,320.31	40.00	-	880,046.40
Electric	18,553,956.25	-	-	-	(43,168.70)	(11,147,444.09)	12,922,724.30	(335,284.86)	(266,311.88)	19,684,471.02
Gas	8,064,604.00	-	-	-	(199,312.56)	(135,451.21)	4,435,141.04	(3,771.81)	-	12,161,209.46
	27,475,197.50	-	-	-	(242,481.26)	(11,590,846.46)	17,689,185.65	(339,016.67)	(266,311.88)	32,725,726.88
YTD ACTIVITY	(2,273,928,364.42)	(126,161,061.87)	37,989,169.92	-	(242,481.26)	(11,590,846.46)	30,008,858.27	(806,329.57)	(285,343.88)	(2,345,016,399.27)
AMORTIZATION										
Common	(33,654,286.17)	(7,800,344.44)	3,791,468.80	-	-	-	-	-	-	(37,663,161.81)
Electric	-	-	-	-	-	-	-	-	-	-
Gas	(304.68)	(24.00)	-	-	-	-	-	-	-	(328.68)
AMORTIZATION TOTAL	(33,654,590.85)	(7,800,368.44)	3,791,468.80	-	-	-	-	-	-	(37,663,490.49)
Depreciation & Amortization Total	(2,307,582,955.27)	(133,961,430.31)	41,780,638.72	-	(242,481.26)	(11,590,846.46)	30,008,858.27	(806,329.57)	(285,343.88)	(2,382,679,889.76)
Depr & Amort - Nonutility for Balance Sheet										(2,382,616,529.40)
Utility Plant at Original Cost Less Reserve for Depreciation & Amortization (Excl nonutility)	5,572,695,400.00									5,655,082,353.36

LOUISVILLE GAS & ELECTRIC COMPANY
RESERVE FOR DEPRECIATION AND AMORTIZATION OF ELECTRIC PLANT IN SERVICE - FINANCIAL ACCOUNTING - Including 254 Balances
JUNE 2020

	Beginning Balance	Accruals	Retirements	Transfers/ Adjustments	RWIP Transfers Out	Cost of Removal	Salvage	Other Credits	Ending Balance
Electric Distribution									
LGE-136020-Elect. Dist. Substation	-	-	-	-	-	-	-	-	-
LGE-136025-Elect. Dist. Substation	-	-	-	-	-	-	-	-	-
LGE-136100-Electric Distribution Su	(2,645,635.20)	(133,094.41)	8,146.62	-	-	1,119.37	-	-	(2,769,463.62)
LGE-136200- Elect. Dist. Substation	(49,383,665.60)	(1,774,896.89)	3,105.76	-	-	56,244.46	-	-	(51,099,212.27)
LGE-136205-Elect. Dist. Substation	(9.89)	-	-	-	-	-	-	-	(9.89)
LGE-136400-Electric Distribution -	(81,065,964.15)	(3,048,014.03)	213,028.74	-	-	909,043.56	(36,704.50)	(1,239.00)	(83,029,849.38)
LGE-136500-Electric Distribution -	(130,117,669.65)	(3,924,213.09)	3,283,585.52	-	-	2,673,282.00	(203,214.30)	-	(128,288,229.52)
LGE-136600-Electric Distribution -	(34,419,287.57)	(713,433.13)	409,891.34	-	-	81,829.42	(6,325.01)	-	(34,647,324.95)
LGE-136700-Electric Distribution -	(68,577,048.69)	(3,341,086.59)	305,148.35	-	-	1,220,356.02	(199,584.99)	-	(70,592,215.90)
LGE-136800-Line Transformers	(82,909,110.01)	(2,038,307.75)	-	-	-	-	-	-	(84,947,417.76)
LGE-136910-Electric Distribution -	(2,141,472.53)	(263,648.24)	11,006.99	-	-	50,050.82	-	-	(2,344,062.96)
LGE-136920-Electric Distribution -	(24,963,809.43)	(334,956.84)	-	-	-	-	-	-	(25,298,766.27)
LGE-137000-Meters	(20,300,585.34)	(485,512.44)	-	-	-	-	-	-	(20,786,097.78)
LGE-137001-AMS Meters	(429,360.26)	(103,105.48)	-	-	-	-	-	-	(532,465.74)
LGE-137011-AMI Meters	(1,655.95)	(2,537.34)	-	-	-	-	-	-	(4,193.29)
LGE-137020-Meters CT and PT	(4,059,817.28)	(97,802.16)	-	-	-	-	-	-	(4,157,619.44)
LGE-137101-Install Charging Stations - 101	(8,046.06)	(8,790.25)	-	-	-	-	-	-	(16,836.31)
LGE-137310-Electric Distribution -	(16,878,182.02)	(1,672,682.95)	1,189,713.86	-	-	690,172.52	(6,034.85)	-	(16,677,013.44)
LGE-137320-Electric Distribution -	(32,388,996.95)	(1,177,839.14)	254,069.25	-	-	818,495.87	(4,843.94)	-	(32,499,114.91)
LGE-137340-Electric Dist. - Street	-	-	-	-	-	-	-	-	-
LGE-137405-ARO Cost Elec Dist (L/B)	(47,745.57)	(624.30)	-	-	-	-	-	-	(48,369.87)
LGE-137407-ARO Cost Elec Dist (Eqp)	(12,782.65)	(489.06)	-	-	-	-	-	-	(13,271.71)
	(550,350,844.80)	(19,121,034.09)	5,677,696.43	-	-	6,500,594.04	(456,707.59)	(1,239.00)	(557,751,535.01)
Electric General Plant									
LGE-139200 - Cars & Light Trucks-	(623,319.81)	(30,894.15)	-	-	-	-	-	-	(654,213.96)
LGE-139200 - Cars and Light Trucks	-	-	-	-	-	-	-	-	-
LGE-139210 - Heavy Trucks & Other-	(2,436,510.01)	(135,129.42)	-	-	-	-	-	-	(2,571,639.43)
LGE-139210 - Heavy Trucks and Other	(0.00)	-	-	-	-	-	-	-	(0.00)
LGE-139220-Transportation - Traile	(86,035.84)	(10,756.01)	93,753.65	-	-	-	-	-	(3,038.20)
LGE-139400-Tools, Shop, and Garage	(3,016,905.89)	(150,574.35)	137,716.09	-	-	-	-	-	(3,029,764.15)
LGE-139500-Laboratory Equipment	0.00	-	-	-	-	-	-	-	0.00
LGE-139610-Power Op Equip-Lg Mach	(0.00)	-	-	-	-	-	-	-	(0.00)
LGE-139610-Power Op Equip-Lg Mach-	(1,490,428.54)	(4,856.41)	216,860.35	-	-	-	-	-	(1,278,424.60)
LGE-139620-Power Op Equip-Other	(119,420.53)	(4,072.06)	-	-	-	-	-	-	(123,492.59)
LGE-139720-DSM Equipment	(4,186,011.96)	(417,770.38)	-	-	-	-	-	-	(4,603,782.34)
	(11,958,632.58)	(754,052.78)	448,330.09	-	-	-	-	-	(12,264,355.27)
Electric Hydro Production									
LGE-133020-Ohio Falls Non-Project	-	-	-	-	-	-	-	-	-
LGE-133020-Ohio Falls Project 289	-	-	-	-	-	-	-	-	-
LGE-133100-Ohio Falls Non-Project	42,433.77	(205.20)	-	(47,500.00)	-	-	-	-	(5,271.43)
LGE-133100-Ohio Falls Project 289	(2,689,995.34)	(44,818.50)	-	47,500.00	-	-	-	-	(2,687,313.84)
LGE-133200-Ohio Falls Project 289	(1,344,933.70)	(87,889.72)	-	-	-	-	-	-	(1,432,823.42)
LGE-133300-Ohio Falls Project 289	(10,069,178.64)	(1,856,212.74)	-	2,553,800.00	-	-	-	-	(9,371,591.38)
LGE-133400-Ohio Falls Project 289	1,809,851.62	(78,400.85)	16,993.55	(2,553,800.00)	-	757.67	-	-	(804,598.01)
LGE-133500-Ohio Falls Non-Project	36,618.54	(540.31)	-	(43,550.00)	-	-	-	-	(7,471.77)
LGE-133500-Ohio Falls Project 289	(254,021.10)	(3,983.60)	103,098.06	47,878.00	-	6,780.33	(8,500.00)	-	(108,748.31)
LGE-133600-Ohio Falls Non-Project	(872.13)	-	-	872.00	-	-	-	-	(0.13)
LGE-133600-Ohio Falls Project 289	2,196.01	(127.44)	-	(5,200.00)	-	-	-	-	(3,131.43)
LGE-133707-ARO Cost Hydro Prod (Eqp)	(28,578.92)	(3,629.59)	-	-	-	-	-	-	(32,208.51)
	(12,496,479.89)	(2,075,807.95)	120,091.61	-	-	7,538.00	(8,500.00)	-	(14,453,158.23)
Electric Other Production									
LGE-134020-TC 5 CT Land	-	-	-	-	-	-	-	-	-
LGE-134020-Waterside - Land	-	-	-	-	-	-	-	-	-
LGE-134020-EWB Solar Facility Land	-	-	-	-	-	-	-	-	-
LGE-134100-Structures and Imp	(14,495,246.80)	(556,686.02)	23,096.33	(360,886.00)	-	4,323.44	-	-	(15,385,399.05)

LOUISVILLE GAS & ELECTRIC COMPANY
RESERVE FOR DEPRECIATION AND AMORTIZATION OF ELECTRIC PLANT IN SERVICE - FINANCIAL ACCOUNTING - Including 254 Balances
JUNE 2020

	Beginning Balance	Accruals	Retirements	Transfers/ Adjustments	RWIP Transfers Out	Cost of Removal	Salvage	Other Credits	Ending Balance
LGE-134200-Fuel Holders, Prod	(7,256,640.52)	(406,086.81)	1,204.79	71,984.00	-	4,393.28	-	-	(7,585,145.26)
LGE-134300-Prime Movers	(91,125,335.14)	(5,480,699.19)	1,387,194.52	-	-	310,377.97	-	-	(94,908,461.84)
LGE-134400-Generators	(25,341,573.87)	(959,158.32)	599,612.10	283,903.00	-	13,458.13	-	-	(25,403,758.96)
LGE-134500-Accessory Electric	(14,393,322.60)	(757,181.58)	34,508.86	4,747.00	-	94,976.72	-	-	(15,016,271.60)
LGE-134600-Misc. Power Plant	(2,488,474.22)	(97,699.08)	-	252.00	-	-	-	-	(2,585,921.30)
LGE-134705-ARO Cost Other Prod (L/B	(7,268.16)	(414.36)	-	-	-	-	-	-	(7,682.52)
LGE-134707-ARO Cost Other Prod (Eq	(17,624.65)	(2,404.14)	-	-	-	-	-	-	(20,028.79)
	(155,125,485.96)	(8,260,329.50)	2,045,616.60	-	-	427,529.54	-	-	(160,912,669.32)

LOUISVILLE GAS & ELECTRIC COMPANY
RESERVE FOR DEPRECIATION AND AMORTIZATION OF ELECTRIC PLANT IN SERVICE - FINANCIAL ACCOUNTING - Including 254 Balances
JUNE 2020

	Beginning Balance	Accruals	Retirements	Transfers/ Adjustments	RWIP Transfers Out	Cost of Removal	Salvage	Other Credits	Ending Balance
Electric Steam Production									
LGE-131020-Steam Production - Land	-	-	-	-	-	-	-	-	-
LGE-131100-Structures & Imp	(174,345,183.88)	(2,687,865.41)	1,886,156.02	-	-	2,540,143.71	-	(1,969.50)	(172,608,719.06)
LGE-131101-AROP Struct & Impr	-	-	-	-	-	-	-	-	-
LGE-131105Dist Drive - Future Use	-	-	-	-	-	-	-	-	-
LGE-131110-CAPITAL LEASED EQUIP	-	-	-	-	-	-	-	-	-
LGE-131200-Cane Run Locomotives - B	-	-	-	-	-	-	-	-	-
LGE-131200-Cane Run Rail Cars - Boi	(0.03)	-	-	-	-	-	-	-	(0.03)
LGE-131200-Cane Run Unit 1 Boiler P	-	-	-	-	-	-	-	-	-
LGE-131200-Cane Run Unit 2 Boiler P	-	-	-	-	-	-	-	-	-
LGE-131200-Cane Run Unit 3 Boiler P	-	-	-	-	-	-	-	-	-
LGE-131200-Cane Run Unit 4 SO2 Boil	-	-	-	-	-	-	-	-	-
LGE-131200-Cane Run Unit 5 SO2 Boil	-	-	-	-	-	-	-	-	-
LGE-131200-CR Unit 4 Boil	-	-	-	-	-	-	-	-	-
LGE-131200-CR Unit 4 Boil ECR 2006	-	-	-	-	-	-	-	-	-
LGE-131200-CR Unit 5 Boil	-	-	-	-	-	-	-	-	-
LGE-131200-CR Unit 5 Boil ECR 2006	-	-	-	-	-	-	-	-	-
LGE-131200-CR Unit 6 Boil	-	-	-	-	-	-	-	-	-
LGE-131200-CR Unit 6 Boil ECR 2006	-	-	-	-	-	-	-	-	-
LGE-131200-CR6 SO2 Boil	-	-	-	-	-	-	-	-	-
LGE-131200-CR6 SO2 Boil ECR 2005	-	-	-	-	-	-	-	-	-
LGE-131200-MC Offsite Rail Cars	-	-	-	-	-	-	-	-	-
LGE-131200-MC Unit 1 Boil	(37,122,562.75)	(2,280,550.09)	415,860.30	23,665.00	-	734,876.13	-	-	(38,228,711.41)
LGE-131200-MC Unit 1 Boil ECR 2006	-	-	-	-	-	-	-	-	-
LGE-131200-MC Unit 1 Boil ECR 2011	(16,648,739.33)	(3,407,278.80)	-	-	-	-	-	-	(20,056,018.13)
LGE-131200-MC Unit 1 Boil-Ash Pond	(239,588.43)	(6,032.16)	-	(154,065.00)	-	-	-	-	(399,685.59)
LGE-131200-MC Unit 2 Boil	(15,818,260.07)	(2,170,863.62)	37,643.72	-	-	5,736.37	-	-	(17,945,743.60)
LGE-131200-MC Unit 2 Boil ECR 2006	-	-	-	-	-	-	-	-	-
LGE-131200-MC Unit 2 Boil ECR 2011	(22,102,039.59)	(4,497,752.88)	-	-	-	-	-	-	(26,599,792.47)
LGE-131200-MC Unit 2 SO2 ECR 2011	(11,491,330.91)	(3,754,047.06)	-	-	-	-	-	-	(15,245,377.97)
LGE-131200-MC Unit 2 SO2 ECR 2016	(127,419.62)	(61,071.72)	-	-	-	-	-	-	(188,491.34)
LGE-131200-MC Unit 3 Boil	(66,000,217.19)	(3,825,097.69)	5,078,717.00	-	-	732,625.36	-	-	(64,013,972.52)
LGE-131200-MC Unit 3 Boil ECR 2006	-	-	-	-	-	-	-	-	-
LGE-131200-MC Unit 3 Boil ECR 2011	(14,226,951.62)	(3,226,943.52)	-	-	-	-	-	-	(17,453,895.14)
LGE-131200-MC Unit 3 Boil-Ash Pond	625,488.98	-	-	(625,489.00)	-	-	-	-	(0.02)
LGE-131200-MC Unit 3 SO2 ECR 2011	(15,032,428.91)	(4,013,072.94)	-	-	-	-	-	-	(19,045,501.85)
LGE-131200-MC Unit 3 SO2 ECR 2016	(114,511.43)	(32,869.32)	-	-	-	-	-	-	(147,380.75)
LGE-131200-MC Unit 4 Boil	(118,494,722.54)	(6,470,079.70)	1,468,352.01	-	-	4,849.65	-	-	(123,491,600.58)
LGE-131200-MC Unit 4 Boil ECR 2005	-	-	-	-	-	-	-	-	-
LGE-131200-MC Unit 4 Boil ECR 2006	-	-	-	-	-	-	-	-	-
LGE-131200-MC Unit 4 Boil ECR 2011	(26,844,290.93)	(3,536,635.46)	463,134.30	-	-	101,920.00	-	-	(29,815,872.09)
LGE-131200-MC Unit 4 Boil ECR 2016	4,067,387.91	(134,105.64)	-	-	-	-	-	-	3,933,282.27
LGE-131200-MC4 Boil ECR 2016-152381	(834,621.55)	(3,343,595.96)	-	-	-	-	-	-	(4,178,217.51)
LGE-131200-MC4 SO2 Boil	(6,233,089.66)	(1,204,629.60)	120,074.62	-	-	4,343.96	-	-	(7,313,300.68)
LGE-131200-MC4 SO2 Boil ECR 2005	-	-	-	-	-	-	-	-	-
LGE-131200-MC4 SO2 Boil ECR 2009	(178,135.61)	(63,854.52)	-	-	-	-	-	-	(241,990.13)
LGE-131200-MC4 SO2 Boil ECR 2011	(14,232,255.48)	(3,084,603.96)	-	-	-	-	-	-	(17,316,859.44)
LGE-131200-MC4 SO2 Boil ECR 2016	(563,224.41)	(21,634.80)	-	-	-	-	-	-	(584,859.21)
LGE-131200-Mill Creek Locomotives B	-	-	-	-	-	-	-	-	-
LGE-131200-Mill Creek Rail Cars Boi	(0.01)	-	-	-	-	-	-	-	(0.01)
LGE-131200-Mill Creek Unit 1 SO2 Bo	(9,369,275.31)	(308,827.73)	42,892.91	130,400.00	-	-	-	-	(9,504,810.13)
LGE-131200-Mill Creek Unit 2 SO2 Bo	2,604,226.13	(27,686.40)	-	-	-	-	-	-	2,576,539.73
LGE-131200-Mill Creek Unit 3 SO2 Bo	5,095,784.15	(107,645.72)	143,760.48	625,489.00	-	-	-	-	5,757,387.91
LGE-131200-TC 1 Futue Use - 105	10.01	-	-	-	-	-	-	-	10.01
LGE-131200-TC 2 FGD Boil	(3,769,662.34)	(178,855.80)	-	-	-	-	-	-	(3,948,518.14)
LGE-131200-TC 2 FGD Boil ECR 2006	-	-	-	-	-	-	-	-	-
LGE-131200-TC Unit 1 Boil	(82,576,942.98)	(3,510,776.80)	2,805,144.20	2,542,653.00	-	18,540.14	-	(4,588.43)	(80,725,970.87)
LGE-131200-TC Unit 1 Boil ECR 2006	-	-	-	-	-	-	-	-	-
LGE-131200-TC Unit 1 Boil ECR 2009	(535,992.55)	(122,046.78)	-	-	-	-	-	-	(658,039.33)

LOUISVILLE GAS & ELECTRIC COMPANY
RESERVE FOR DEPRECIATION AND AMORTIZATION OF ELECTRIC PLANT IN SERVICE - FINANCIAL ACCOUNTING - Including 254 Balances
JUNE 2020

	Beginning Balance	Accruals	Retirements	Transfers/ Adjustments	RWIP Transfers Out	Cost of Removal	Salvage	Other Credits	Ending Balance
LGE-131200-TC Unit 1 Boil ECR 2011	(9,996,847.24)	(1,290,115.92)	-	-	-	-	-	-	(11,286,963.16)
LGE-131200-TC Unit 1 Boil-Ash Pond	(1,880,921.27)	(45,555.78)	-	(2,542,653.00)	-	-	-	-	(4,469,130.05)
LGE-131200-TC Unit 2 Boil	(25,641,756.79)	(1,572,846.43)	1,091,021.09	4,047,270.00	-	3,346.87	-	(836.72)	(22,073,801.98)
LGE-131200-TC Unit 2 Boil ECR 2006	-	-	-	-	-	-	-	-	-
LGE-131200-TC Unit 2 Boil ECR 2009	(4,167,424.03)	(989,784.37)	-	2,287.01	-	-	-	-	(5,154,921.39)
LGE-131200-TC Unit 2 Boil ECR 2016	(246,750.91)	(526,253.40)	-	-	-	-	-	-	(773,004.31)
LGE-131200-TC1 SO2 Boil	(30,829,619.97)	(783,192.15)	824,815.67	-	-	-	-	-	(30,787,996.45)
LGE-131200-TC1 SO2 Boil ECR 2005	-	-	-	-	-	-	-	-	-
LGE-131200-TC1 SO2 Boil ECR 2016	(18,460.64)	(6,430.44)	-	-	-	-	-	-	(24,891.08)
LGE-131200-TC2 Boil ECR2009-151118	-	(308,936.31)	-	-	-	-	-	-	(308,936.31)
LGE-131200-TC2 Boil ECR2009-159091	-	(362.39)	-	-	-	-	-	-	(362.39)
LGE-131200-TC2 Boil ECR2009-159093L	-	(1,135.58)	-	(2,287.01)	-	-	-	-	(3,422.59)
LGE-131200-TC2 Boil ECR 2009-Ash Po	(674,611.54)	(45,262.32)	-	(4,047,270.00)	-	-	-	-	(4,767,143.86)
LGE-131200-Boiler	(523,619,758.46)	(54,960,433.76)	12,491,416.30	-	-	1,606,238.48	-	(5,425.15)	(564,487,962.59)
LGE-131201-AROP MC3 Boiler Pit Equip	-	-	-	-	-	-	-	-	-
LGE-131201-AROP MC4 SO2 Boiler Pit	-	-	-	-	-	-	-	-	-
LGE-131201-AROP Boiler Pit	-	-	-	-	-	-	-	-	-
LGE-131400-Turbogenerators	(106,386,783.67)	(3,567,429.14)	2,989,644.82	-	-	277,623.47	-	(5,398.35)	(106,692,342.87)
LGE-131500-Accessory	(89,735,603.08)	(2,468,079.35)	690,458.99	-	-	52,000.00	-	-	(91,461,223.44)
LGE-131501-AROP Accessory	-	-	-	-	-	-	-	-	-
LGE-131600-Misc. Power Plant	(7,125,731.49)	(344,470.69)	51,812.87	-	-	7,083.31	-	-	(7,411,306.00)
LGE-131707-ARO Cost Steam (Eqp)	(3,819,197.00)	(3,623,268.68)	4,404,510.97	-	-	-	-	-	(3,037,954.71)
LGE-131708-ARO Cost Steam (CCR)	(37,102,419.35)	(1,774,172.29)	-	-	-	-	-	-	(38,876,591.64)
	(942,134,676.93)	(69,425,719.32)	22,513,999.97	-	-	4,483,088.97	-	(12,793.00)	(984,576,100.31)
Electric Transmission									
LGE-135010- Electric Transmission -	(3,403,006.78)	(48,949.62)	-	-	-	-	-	-	(3,451,956.40)
LGE-135020-Electric Transmission -	-	-	-	-	-	-	-	-	-
LGE-135210- Electric Transmission -	(2,875,320.08)	(151,163.22)	4,564.80	-	-	627.21	-	-	(3,021,291.29)
LGE-135210-TC Sw. Station - Substat	(99,845.79)	(1,950.90)	-	-	-	-	-	-	(101,796.69)
LGE-135210-TC Unit 1 - Trans Sub	-	-	-	-	-	-	-	-	-
LGE-135220-Struct & Improve-System	(33.84)	-	-	-	-	-	-	-	(33.84)
LGE-135310- Electric Transmission -	(67,965,892.09)	(1,889,840.88)	392,015.88	25,861.94	-	248,014.44	(2,105.31)	-	(69,191,946.02)
LGE-135310-TC Sw. Station - Substat	(90,969.25)	(27,571.26)	-	-	-	-	-	-	(118,540.51)
LGE-135310-TC Unit 1 - Trans. - Sub	4,726.55	-	-	-	-	-	-	-	4,726.55
LGE-135311-AROP Station Equip	-	-	-	-	-	-	-	-	-
LGE-135311-AROP TC1 Station Equip	-	-	-	-	-	-	-	-	-
LGE-135320-Station Equip System	(36.09)	-	-	-	-	-	-	-	(36.09)
LGE-135400- Electric Transmission -	(26,403,413.11)	(421,817.48)	-	(10,938.72)	-	-	-	-	(26,836,169.31)
LGE-135500- Electric Transmission -	(31,108,782.94)	(1,598,270.31)	3,688.95	10,938.72	-	2,594.13	-	-	(32,689,831.45)
LGE-135600- Electric Transmission -	(32,060,305.04)	(1,103,581.33)	1,837.61	-	-	1,971.36	-	-	(33,160,077.40)
LGE-135700-Electric Transmission -	(799,025.12)	(17,760.54)	-	-	-	-	-	-	(816,785.66)
LGE-135800-Electric Transmission -	(3,759,433.52)	(103,680.36)	-	-	-	-	-	-	(3,863,113.88)
LGE-135915-ARO Cost Transm (L/B)	(1,930.08)	(619.08)	-	-	-	-	-	-	(2,549.16)
LGE-135917-ARO Cost Transm (Eqp)	(45,739.95)	(2,252.94)	-	-	-	-	-	-	(47,992.89)
	(168,609,007.13)	(5,367,457.92)	402,107.24	25,861.94	-	253,207.14	(2,105.31)	-	(173,297,394.04)
Total Electric Depreciation Reserves	<u>(1,840,675,127.29)</u>	<u>(105,004,401.56)</u>	<u>31,207,841.94</u>	<u>25,861.94</u>	<u>-</u>	<u>11,671,957.69</u>	<u>(467,312.90)</u>	<u>(14,032.00)</u>	<u>(1,903,255,212.18)</u>
Electric Intangible Plant									
LGE-130100-Elect. Intangible Plant -	-	-	-	-	-	-	-	-	-
LGE-130200-Franchises and Consents	-	-	-	-	-	-	-	-	-
Total Electric Amortization Reserves	<u>-</u>	<u>-</u>	<u>-</u>	<u>-</u>	<u>-</u>	<u>-</u>	<u>-</u>	<u>-</u>	<u>-</u>

LOUISVILLE GAS & ELECTRIC COMPANY
RESERVE FOR DEPRECIATION AND AMORTIZATION OF ELECTRIC PLANT IN SERVICE - FINANCIAL ACCOUNTING - Including 254 Balances
JUNE 2020

<u>Beginning Balance</u>	<u>Accruals</u>	<u>Retirements</u>	<u>Transfers/ Adjustments</u>	<u>RWIP Transfers Out</u>	<u>Cost of Removal</u>	<u>Salvage</u>	<u>Other Credits</u>	<u>Ending Balance</u>
------------------------------	-----------------	--------------------	-----------------------------------	-------------------------------	----------------------------	----------------	--------------------------	---------------------------

LOUISVILLE GAS & ELECTRIC COMPANY
RESERVE FOR DEPRECIATION AND AMORTIZATION OF ELECTRIC PLANT IN SERVICE - FINANCIAL ACCOUNTING - Including 254 Balances
JUNE 2020

	Beginning Balance	Accruals	Retirements	Transfers/ Adjustments	RWIP Transfers Out	Cost of Removal	Salvage	Other Credits	Ending Balance
Gas Distribution									
LGE-237412-Gas Distribution Land	-	-	-	-	-	-	-	-	-
LGE-237413- Land- Gas Line Tracker	-	-	-	-	-	-	-	-	-
LGE-237422-Gas Distribution Land Ri	(77,439.69)	-	-	3,422.00	-	-	-	-	(74,017.69)
LGE-237510-Gas Distribution - City	(109,800.58)	(3,247.14)	-	-	-	-	-	-	(113,047.72)
LGE-237520-Gas Distribution - Other	(335,347.73)	(17,218.56)	-	-	-	-	-	-	(352,566.29)
LGE-237600-Gas Distribution - Mains	(141,368,026.59)	(3,155,348.53)	173.25	(3,422.00)	-	5,954.76	-	-	(144,520,669.11)
LGE-237610-Mains	(5,069,584.56)	(364,843.00)	-	-	-	-	-	-	(5,434,427.56)
LGE-237620-Gas Line Tracker - Mains	(250,939.06)	(60,621.62)	-	-	-	-	-	-	(311,560.68)
LGE-237800-Gas Distribution - Measu	(2,642,328.93)	(328,604.37)	29,478.63	-	-	12,600.00	-	-	(2,928,854.67)
LGE-237900-Gas Distribution - City	(1,484,598.56)	(124,475.65)	52,908.97	-	-	9,600.00	-	-	(1,546,565.24)
LGE-238000-Gas Distribution - Gas S	(103,012,792.01)	(3,554,313.98)	37,777.94	-	-	124,257.29	-	-	(106,405,070.76)
LGE-238010-Gas Line Tracker Service	(29,002,284.30)	(2,787,278.40)	-	-	-	-	-	-	(31,789,562.70)
LGE-238020-Gas Line Tracker Service	(1,964,193.83)	(850,423.16)	-	-	-	-	-	-	(2,814,616.99)
LGE-238100-Meters	(13,497,136.20)	(1,224,874.37)	3,516.89	-	-	4,451.25	-	-	(14,714,042.43)
LGE-238300-Regulators	(7,472,950.64)	(519,098.05)	-	-	-	-	-	-	(7,992,048.69)
LGE-238500-Gas Distribution - Indus	(214,590.58)	(13,645.97)	-	-	-	-	-	-	(228,236.55)
LGE-238700-Gas Distribution - Other	(30,641.06)	(495.78)	-	-	-	-	-	-	(31,136.84)
LGE-238805-ARO Cost Gas Dist (L/B)	-	-	-	-	-	-	-	-	-
LGE-238807-ARO Cost Gas Dist (Eq)	(1,889,553.17)	(187,494.97)	31,924.24	-	-	-	-	-	(2,045,123.90)
	(308,422,207.49)	(13,191,983.55)	155,779.92	-	-	156,863.30	-	-	(321,301,547.82)
Gas General Plant									
LGE-239200-Cars & Light Trucks-	(22,386.92)	(1,984.02)	-	-	-	-	-	-	(24,370.94)
LGE-239200-Cars and Light Trucks	-	-	-	-	-	-	-	-	-
LGE-239210-Heavy Trucks & Other-	(642,957.87)	(26,685.42)	-	-	-	-	-	-	(669,643.29)
LGE-239210-Heavy Trucks and Other	-	-	-	-	-	-	-	-	-
LGE-239220-Transportation Equip-Tra	(213,053.41)	(25,740.90)	-	-	-	-	-	-	(238,794.31)
LGE-239400-Tools, Shop, and Garage	(2,884,619.52)	(171,092.61)	22,071.60	-	-	-	-	-	(3,033,640.53)
LGE-239500-Laboratory Equipment	-	-	-	-	-	-	-	-	-
LGE-239610-Power Op Equip-Lg Mach	-	-	-	-	-	-	-	-	-
LGE-239610-Power Op Equip-Lg Mach-	(2,149,443.86)	(50,397.70)	360,698.67	-	-	-	-	-	(1,839,142.89)
LGE-239620-Power Op Equip - Other	(138,960.62)	(7,116.12)	-	-	-	-	-	-	(146,076.74)
LGE-239720-DSM Equipment	-	-	-	-	-	-	-	-	-
	(6,051,422.20)	(283,016.77)	382,770.27	-	-	-	-	-	(5,951,668.70)
Gas Storage									
LGE-235010-Gas Storage Underground	-	-	-	-	-	-	-	-	-
LGE-235020-Gas Storage Underground	(71,524.03)	(298.56)	-	-	-	-	-	-	(71,822.59)
LGE-235120-Gas Storage Udg. - Comp	(2,005,747.33)	(109,982.37)	5,522.32	-	-	111,666.17	-	-	(1,998,541.21)
LGE-235130-Gas Storage Udg. - Regu	(17,255.93)	(171.84)	-	-	-	-	-	-	(17,427.77)
LGE-235140- Gas Storage Underground	(1,200,048.36)	(69,421.20)	-	-	-	-	-	-	(1,269,469.56)
LGE-235210-Gas Storage Udg. - Leas	(569,589.96)	-	-	21,349.00	-	-	-	-	(548,240.96)
LGE-235220-Gas Storage Underground	(452,027.29)	-	-	51,516.00	-	-	-	-	(400,511.29)
LGE-235230-Gas Storage Udg. - Non	(8,419,332.20)	(39,560.28)	-	(72,865.00)	-	-	-	-	(8,531,757.48)
LGE-235240- Gas Storage Underground	(1,563,813.47)	(61,644.54)	-	-	-	-	-	-	(1,625,458.01)
LGE-235250- AROP Gas Storage Underground	-	-	-	-	-	-	-	-	-
LGE-235255- Gas Storage Underground	(1,343,793.91)	(242,015.92)	-	-	-	-	-	-	(1,585,809.83)
LGE-235300- Gas Storage Underground	(9,795,230.90)	(279,751.15)	2,587.55	-	-	17,191.43	-	-	(10,055,203.07)
LGE-235400-Gas Storage Udg. - Comp	(10,593,007.97)	(757,920.89)	9,819.97	-	-	13,793.59	-	-	(11,327,315.30)
LGE-235500-Gas Storage Udg. - Meas	(406,207.11)	(34,916.70)	-	-	-	-	-	-	(441,123.81)
LGE-235600-Gas Storage Udg. - Puri	(7,090,351.98)	(332,854.78)	7,596.23	-	-	35,249.28	-	-	(7,380,361.25)
LGE-235700- Gas Storage Underground	(805,167.89)	(63,124.71)	44,564.31	-	-	-	-	-	(823,728.29)
LGE-235805-ARO Cost Gas UG Store (L	(160,031.52)	(227.46)	157,639.85	-	-	-	-	-	(2,619.13)
LGE-235807-ARO Cost Gas UG Store (E	(1,068,915.17)	(79,578.58)	-	-	-	-	-	-	(1,148,493.75)
	(45,562,045.02)	(2,071,468.98)	227,730.23	-	-	177,900.47	-	-	(47,227,883.30)

LOUISVILLE GAS & ELECTRIC COMPANY
RESERVE FOR DEPRECIATION AND AMORTIZATION OF ELECTRIC PLANT IN SERVICE - FINANCIAL ACCOUNTING - Including 254 Balances
JUNE 2020

	Beginning Balance	Accruals	Retirements	Transfers/ Adjustments	RWIP Transfers Out	Cost of Removal	Salvage	Other Credits	Ending Balance
Gas Transmission									
LGE-236520-Gas Transmission Rights	(211,738.95)	(143.40)	-	-	-	-	-	-	(211,882.35)
LGE-236700-Gas Transmission - Mains	(13,814,781.53)	(605,250.24)	-	-	-	-	-	-	(14,420,031.77)
LGE-237207-ARO Cost Gas Trans (Eq)	(445,014.98)	(21,624.30)	-	-	-	-	-	-	(466,639.28)
	(14,471,535.46)	(627,017.94)	-	-	-	-	-	-	(15,098,553.40)
Total Gas Depreciation Reserves	(374,507,210.17)	(16,173,487.24)	766,280.42	-	-	334,763.77	-	-	(389,579,653.22)
Gas Intangible Plant									
LGE-230200-Franchises and Consents	(304.68)	(24.00)	-	-	-	-	-	-	(328.68)
	(304.68)	(24.00)	-	-	-	-	-	-	(328.68)
Total Gas Amortization Reserves	(304.68)	(24.00)	-	-	-	-	-	-	(328.68)
Common General Plant									
LGE-338910-Common - Land	-	-	-	-	-	-	-	-	-
LGE-338920-Common - Land Rights	-	-	-	-	-	-	-	-	-
LGE-339010-Common Structures - Gene	(14,889,412.51)	(542,119.98)	13,524.63	-	-	4,764.16	-	-	(15,413,243.70)
LGE-339010-Str LGE BLDG - Joint Use	(13,915.64)	(13,324.32)	-	-	-	-	-	-	(27,239.96)
LGE-339010-Struc EOC Safe-LGE OWNED	-	(13,648.25)	-	-	-	-	-	-	(13,648.25)
LGE-339010-Struct Broad.-Joint Use	(365,301.16)	(46,366.36)	122,170.39	-	-	-	-	-	(289,497.13)
LGE-339010-Struct Broad.-LGE Owned	(15,643,229.94)	(401,865.74)	1,650,458.17	-	-	266,147.68	-	-	(14,128,489.83)
LGE-339010-Struct-LGE Bldg Owned	(174,649.85)	(4,970.68)	295,605.15	-	-	28,007.36	-	-	143,991.98
LGE-339020-Common Structures - Tran	216,587.76	(5,115.00)	-	(284,600.00)	-	-	-	-	(73,127.24)
LGE-339030-Common Structures - Stor	(7,183,501.36)	(100,569.60)	23,063.12	284,600.00	-	2,039.32	-	-	(6,974,368.52)
LGE-339040-Common Structures - Othe	(232,802.67)	(13,444.24)	2,536.46	-	-	-	-	-	(243,710.45)
LGE-339060-Common Structures - Micr	(430,166.74)	(10,832.16)	-	-	-	-	-	-	(440,998.90)
LGE-339110-Office Furniture	(5,710,767.81)	(58,221.64)	319,375.81	-	-	11,992.64	-	-	(5,437,621.00)
LGE-339120-Office Equipment	(703,861.79)	(101,350.66)	-	-	-	-	-	-	(805,212.45)
LGE-339130-Computer Eq	(6,283,947.18)	(2,457,746.07)	1,937,594.82	(180,740.00)	-	-	-	-	(6,984,838.43)
LGE-339131-Personal Computers	(2,703,956.41)	(668,768.71)	88,304.77	-	-	-	-	-	(3,284,420.35)
LGE-339133-Computer Eq ECR 2006	(0.00)	-	-	-	-	-	-	-	(0.00)
LGE-339140-Security Equipment	(976,437.17)	(51,601.64)	-	180,740.00	-	-	-	-	(847,298.81)
LGE-339200-Cars and Light Trucks	(164.48)	(884.30)	-	-	-	-	-	-	(1,048.78)
LGE-339210-Heavy Trucks & Other-	(173,821.15)	(4,502.64)	-	-	-	-	-	-	(178,323.79)
LGE-339210-Trans Equip-Heavy Trucks and Other	-	-	-	-	-	-	-	-	-
LGE-339220-Trans Equip-Trailers	(3,701.20)	(2,011.26)	-	-	-	-	-	-	(5,712.46)
LGE-339300-Stores Equipment	(1,168,225.79)	(41,667.12)	1,048,710.62	-	-	-	-	-	(161,182.29)
LGE-339400-Tools, Shop, Garage Equi	(2,579,957.97)	(91,449.99)	513,703.62	-	-	-	-	(5,000.00)	(2,162,704.34)
LGE-339500-Laboratory Equipment	-	-	-	-	-	-	-	-	-
LGE-339610-Power Op Equip- Lg Mach	-	-	-	-	-	-	-	-	-
LGE-339610-Power Op Equip- Lg Mach-	(237,781.09)	(1,021.20)	-	-	-	-	-	-	(238,802.29)
LGE-339620-Power Op Equip - Other	(15,078.56)	(205.80)	-	-	-	-	-	-	(15,284.36)
LGE-339700-Microwave,Fiber,Other	(15,483,896.27)	(82,342.41)	-	(25,861.94)	-	-	-	-	(15,592,100.62)
LGE-339710- Radios and Telephone	(11,399,875.12)	(269,143.30)	-	-	-	-	-	-	(11,669,018.42)
LGE-339800-Miscellaneous Equipment	-	-	-	-	-	-	-	-	-
LGE-339915-ARO Cost Common (L/B)	-	-	-	-	-	-	-	-	-
	(86,157,864.10)	(4,983,173.07)	6,015,047.56	(25,861.94)	-	312,951.16	-	(5,000.00)	(84,843,900.39)
Non-Utility Property									
LGE-312101-Nonutility Prop - Coal L	-	-	-	-	-	-	-	-	-
LGE-312103-Nonutility-Coal Rts of W	(249.93)	-	-	-	-	-	-	-	(249.93)
LGE-312104-Nonutility Prop - Misc L	-	-	-	-	-	-	-	-	-
LGE-312102-Nonutility-Coal Mineral	(63,110.43)	-	-	-	-	-	-	-	(63,110.43)
LGE-312192-Nonutility Cars & Trucks	-	-	-	-	-	-	-	-	-

LOUISVILLE GAS & ELECTRIC COMPANY
 RESERVE FOR DEPRECIATION AND AMORTIZATION OF ELECTRIC PLANT IN SERVICE - FINANCIAL ACCOUNTING - Including 254 Balances
 JUNE 2020

	<u>Beginning Balance</u>	<u>Accruals</u>	<u>Retirements</u>	<u>Transfers/ Adjustments</u>	<u>RWIP Transfers Out</u>	<u>Cost of Removal</u>	<u>Salvage</u>	<u>Other Credits</u>	<u>Ending Balance</u>
	(63,360.36)	-	-	-	-	-	-	-	(63,360.36)
Total Common Depreciation Reserves	<u>(86,221,224.46)</u>	<u>(4,983,173.07)</u>	<u>6,015,047.56</u>	<u>(25,861.94)</u>	<u>-</u>	<u>312,951.16</u>	<u>-</u>	<u>(5,000.00)</u>	<u>(84,907,260.75)</u>

LOUISVILLE GAS & ELECTRIC COMPANY
 RESERVE FOR DEPRECIATION AND AMORTIZATION OF ELECTRIC PLANT IN SERVICE - FINANCIAL ACCOUNTING - Including 254 Balances
 JUNE 2020

	Beginning Balance	Accruals	Retirements	Transfers/ Adjustments	RWIP Transfers Out	Cost of Removal	Salvage	Other Credits	Ending Balance
Common Intangible Plant									
LGE-330100-Common Intangible Plant	-	-	-	-	-	-	-	-	-
LGE-330200-Franchises and Consents	-	-	-	-	-	-	-	-	-
LGE-330300-Misc Intang Plant-Softwa	(27,222,171.41)	(7,008,812.98)	3,791,468.80	(1,150,300.00)	-	-	-	-	(31,589,815.59)
LGE-330310-CCS Software	(6,432,114.76)	(791,531.46)	-	1,150,300.00	-	-	-	-	(6,073,346.22)
LGE-330320-Law Library	-	-	-	-	-	-	-	-	-
LGE-330330-Cloud Software NonCurmt	-	-	-	-	-	-	-	-	-
LGE-330340-Cloud Software Prepays	-	-	-	-	-	-	-	-	-
	<u>(33,654,286.17)</u>	<u>(7,800,344.44)</u>	<u>3,791,468.80</u>	<u>-</u>	<u>-</u>	<u>-</u>	<u>-</u>	<u>-</u>	<u>(37,663,161.81)</u>
Total Common Amortization Reserves	<u>(33,654,286.17)</u>	<u>(7,800,344.44)</u>	<u>3,791,468.80</u>	<u>-</u>	<u>-</u>	<u>-</u>	<u>-</u>	<u>-</u>	<u>(37,663,161.81)</u>
TOTAL RESERVES	<u>(2,335,058,152.77)</u>	<u>(133,961,430.31)</u>	<u>41,780,638.72</u>	<u>-</u>	<u>-</u>	<u>12,319,672.62</u>	<u>(467,312.90)</u>	<u>(19,032.00)</u>	<u>(2,415,405,616.64)</u>

From: [Daly, Karen](#)
To: [John J Spanos \(jspanos@GFNET.com\)](#); "[fjohnston@GFNET.com](#)"
Cc: [Wiseman, Sara](#); [Riggs, Eric](#)
Subject: Files for Q2 for LGE and KU
Date: Tuesday, July 14, 2020 1:17:22 PM

John/Fred,

You should have received a secure email with the following files to download:

1. 2020 Activity File - Q2.xlsx
2. ku salvage & cor thru Q2 2020.xlsx
3. KU_Plant Report_June 2020.xlsx
4. lge salvage & cor thru Q2 2020.xlsx
5. LGE_Plant Report_June 2020.xlsx

Please let us know if you have any issues receiving the files.

Thanks!

Karen Daly

Senior Accounting Analyst | Property Accounting | LG&E and KU
220 West Main Street, Louisville, KY 40202

O: 502-627-4279

Karen.Daly@lge-ku.com

From: [Spanos, John J.](#)
To: [Daly, Karen](#); [Johnston Jr., Frederick B.](#)
Cc: [Wiseman, Sara](#); [Riggs, Eric](#)
Subject: RE: Files for Q2 for LGE and KU
Date: Tuesday, July 14, 2020 8:57:57 PM

EXTERNAL email. STOP and THINK before responding, clicking on links, or opening attachments.

Received

From: Daly, Karen <Karen.Daly@lge-ku.com>
Sent: Tuesday, July 14, 2020 1:17 PM
To: Spanos, John J. <jspanos@GFNET.com>; Johnston Jr., Frederick B. <fjohnston@GFNET.com>
Cc: Wiseman, Sara <Sara.Wiseman@lge-ku.com>; Riggs, Eric <Eric.Riggs@lge-ku.com>
Subject: Files for Q2 for LGE and KU

John/Fred,

You should have received a secure email with the following files to download:

1. 2020 Activity File - Q2.xlsx
2. ku salvage & cor thru Q2 2020.xlsx
3. KU_Plant Report_June 2020.xlsx
4. lge salvage & cor thru Q2 2020.xlsx
5. LGE_Plant Report_June 2020.xlsx

Please let us know if you have any issues receiving the files.

Thanks!

Karen Daly

Senior Accounting Analyst | Property Accounting | LG&E and KU

220 West Main Street, Louisville, KY 40202





📞: 502-627-4279

Karen.Daly@lge-ku.com

----- The information contained in this transmission is intended only for the person or entity to which it is directly addressed or copied. It may contain material of confidential and/or private nature. Any review, retransmission, dissemination or other use of, or taking of any action in reliance upon, this information by persons or entities other than the intended recipient is not allowed. If you received this message and the information contained therein by error, please contact the sender and delete the material from your/any storage medium.

From: [Daly, Karen](#)
To: [Riggs, Eric](#); [Wiseman, Sara](#)
Subject: FW: Link for returning files
Date: Friday, July 24, 2020 10:08:54 AM

The file have been saved on our drive.

Name	Date modified	Type	Size
 KU - 06302020-Table 1 - v1.xlsx	7/24/2020 10:06 AM	Microsoft Excel Worksh...	207 KB
 LGE - 06302020 - Common-v1.xlsx	7/24/2020 10:06 AM	Microsoft Excel Worksh...	43 KB
 LGE - 06302020 - Electric - v1.xlsx	7/24/2020 10:05 AM	Microsoft Excel Worksh...	175 KB
 LGE - 06302020 - Gas-v1.xlsx	7/24/2020 10:07 AM	Microsoft Excel Worksh...	50 KB

From: jspanos@GFNET.com <jspanos@GFNET.com>
Sent: Friday, July 24, 2020 9:40 AM
To: Daly, Karen <Karen.Daly@lge-ku.com>
Subject: Re: Link for returning files

The following documents have been sent to you:

- [KU - 06302020-Table 1 - v1.xlsx](#) (204.19 KB)
- [LGE - 06302020 - Common-v1.xlsx](#) (40.69 KB)
- [LGE - 06302020 - Electric - v1.xlsx](#) (170.55 KB)
- [LGE - 06302020 - Gas-v1.xlsx](#) (48.63 KB)

Click the [Workspace](#) Link to retrieve files.

This link will expire on 8/24/2020 1:38:18 PM

PLEASE NOTE

If you do not have an account or your account has expired, You will be prompted to create an account.

Once you create your account you will receive an email from ftp.support@lge-ku.com to verify your account.







If you do not receive this email, please contact your IT Department and have them whitelist ftp.support@lge-ku.com or the LG&E Domain (@lge-ku.com)

we will get the rate breakdown schedules to you on Monday

From: [Daly, Karen](#)
To: [Riggs, Eric](#); [Wiseman, Sara](#)
Subject: FW: Link for returning files
Date: Monday, July 27, 2020 11:52:08 AM
Attachments: [image001.png](#)

The files have been saved in the depr study directory.

his PC > PropAcct (\\fs2) (I:) > Depreciation Study > 2020 Study > Files received from Spanos > Received - 07272020

Name	Date modified	Type	Size
 KU - 06302020-Table 1 - v1 - RatesByCom...	7/27/2020 11:46 AM	Microsoft Excel W...	214 KB
 KU-0630220-Reserve Adjustments.xlsx	7/27/2020 11:49 AM	Microsoft Excel W...	218 KB
 LGE - 06302020 - Common - v1 - RatesBy...	7/27/2020 11:47 AM	Microsoft Excel W...	43 KB
 LGE - 06302020 - Electric - Reserve Adjust...	7/27/2020 11:49 AM	Microsoft Excel W...	150 KB
 LGE - 06302020 - Electric - v1 - RatesByC...	7/27/2020 11:48 AM	Microsoft Excel W...	182 KB
 LGE - 06302020 - Gas - v1 - RatesByComp...	7/27/2020 11:46 AM	Microsoft Excel W...	52 KB

Note – on the reserve adjustments, he didn't say if they were life or COR.

I can start working on the adjustment file if you want – just let me know.

From: jspanos@GFNET.com <jspanos@GFNET.com>
Sent: Monday, July 27, 2020 11:35 AM
To: Daly, Karen <Karen.Daly@lge-ku.com>
Subject: Re: Link for returning files

The following documents have been sent to you:

[KU - 06302020-Table 1 - v1 - RatesByComp.xlsx](#) (210.64 KB)

[KU-0630220-Reserve Adjustments.xlsx](#) (214.60 KB)

[LGE - 06302020 - Common - v1 - RatesByComp.xlsx](#) (41.50 KB)

[LGE - 06302020 - Electric - Reserve Adjustments.xlsx](#) (145.95 KB)

[LGE - 06302020 - Electric - v1 - RatesByComp.xlsx](#) (177.97 KB)

[LGE - 06302020 - Gas - v1 - RatesByComp.xlsx](#) (49.98 KB)

Click the [Workspace](#) Link to retrieve files.

This link will expire on 8/27/2020 3:32:26 PM

PLEASE NOTE

If you do not have an account or your account has expired, You will be prompted to create an account. Once you create your account you will receive an email from ftp.support@lge-ku.com to verify your account.

If you do not receive this email, please contact your IT Department and have them whitelist ftp.support@lge-ku.com or the LG&E Domain (@lge-ku.com)

here are the rate breakdown schedules and the reserve adjustment schedules. only the electric accounts had adjustments. Also, there may be some confusion on reserve adjustments for retired plants. let me know if we need to discuss

KENTUCKY UTILITIES COMPANY

TABLE 1. SUMMARY OF ESTIMATED SURVIVOR CURVES, NET SALVAGE PERCENT, ORIGINAL COST, BOOK DEPRECIATION RESERVE AND CALCULATED ANNUAL DEPRECIATION ACCRUAL RATES AS OF JUNE 30, 2020

ACCOUNT	PROBABLE RETIREMENT DATE	SURVIVOR CURVE	NET SALVAGE PERCENT	ORIGINAL COST	BOOK DEPRECIATION RESERVE	FUTURE ACCRUALS	CALCULATED ANNUAL ACCRUAL AMOUNT	CALCULATED ANNUAL ACCRUAL RATE	COMPOSITE REMAINING LIFE	
(1)	(2)	(3)	(4)	(5)	(6)	(7)	(8)	(9)=(8)/(5)	(10)=(7)/(8)	
DEPRECIABLE PLANT										
INTANGIBLE PLANT										
302.00		20-SQ	0	55,918.83	74,420	(18,501)	0	-	-	
303.00		5-SQ	0	70,591,537.77	34,072,312	36,519,226	13,014,522	18.44	2.8	
303.10	12-2027	SQUARE	0	18,744,842.88	8,088,610	10,656,233	1,438,900	7.68	7.4	
TOTAL INTANGIBLE PLANT				89,392,299.48	42,235,342	47,156,958	14,453,422			
STEAM PRODUCTION PLANT										
311.00										
STRUCTURES AND IMPROVEMENTS										
	06-2066	100-R2.5	*	(13)	96,921,494.51	21,944,531	87,576,758	1,998,511	2.06	43.8
	06-2066	100-R2.5	*	(13)	5,781,870.34	3,419,962	3,113,551	72,814	1.26	42.8
	06-2066	100-R2.5	*	(5)	1,284,344.25	32,559	1,316,002	29,433	2.29	44.7
	06-2040	100-R2.5	*	(1)	1,177,261.48	773,273	415,761	21,100	1.79	19.7
	02-2019	100-R2.5	*	(4)	3,975,675.61	4,134,703	0	0	-	-
	02-2019	100-R2.5	*	(4)	2,294,022.73	2,385,784	0	0	-	-
	06-2029	100-R2.5	*	(4)	29,535,741.97	16,392,923	14,324,249	1,601,513	5.42	8.9
	06-2029	100-R2.5	*	(4)	45,553,346.69	17,738,141	29,637,340	3,304,050	7.25	9.0
	06-2034	100-R2.5	*	(7)	8,491,198.64	6,589,785	2,495,798	180,288	2.12	13.8
	06-2034	100-R2.5	*	(7)	22,056,975.37	10,737,142	12,863,822	934,948	4.24	13.8
	06-2034	100-R2.5	*	(7)	17,043,478.80	9,583,870	8,652,652	631,221	3.70	13.7
	06-2037	100-R2.5	*	(7)	52,344,490.99	32,350,874	23,657,731	1,416,754	2.71	16.7
	06-2037	100-R2.5	*	(7)	47,120,498.40	18,031,143	32,387,790	1,928,570	4.09	16.8
	06-2034	100-R2.5	*	(7)	15,622,909.76	11,673,583	5,042,930	364,901	2.34	13.8
TOTAL ACCOUNT 311 - STRUCTURES AND IMPROVEMENTS					349,203,309.54	155,788,273	221,484,384	12,484,103	3.58	17.7
311.20										
STRUCTURES AND IMPROVEMENTS - RETIRED PLANT										
	12-2015	100-R2.5	*	(10)	317,310.98	349,042	0	0	-	-
	12-2015	100-R2.5	*	(10)	83,735.68	92,109	0	0	-	-
	12-2015	100-R2.5	*	(10)	563,915.84	620,307	0	0	-	-
	12-2015	100-R2.5	*	(10)	686,823.69	755,506	0	0	-	-
	12-2015	100-R2.5	*	(10)	480,446.20	528,491	0	0	-	-
	12-2015	100-R2.5	*	(10)	21,029.71	23,133	0	0	-	-
TOTAL ACCOUNT 311.2 - STRUCTURES AND IMPROVEMENTS - RETIRED PLANT					2,153,262.10	2,368,588	0	0	-	-
312.00										
BOILER PLANT EQUIPMENT										
	06-2066	65-R1.5	*	(13)	685,667,780.85	129,987,925	644,816,667	16,019,092	2.34	40.3
	06-2066	65-R1.5	*	(13)	73,202,109.88	23,493,665	59,224,719	1,496,343	2.04	39.6
	02-2019	65-R1.5	*	(4)	7,916,857.07	8,233,531	0	0	-	-
	02-2019	65-R1.5	*	(4)	1,476,288.33	1,535,340	0	0	-	-
	06-2029	65-R1.5	*	(4)	475,691,478.30	112,434,187	382,284,950	43,296,634	9.10	8.8
	06-2029	65-R1.5	*	(4)	335,830,028.21	110,279,694	238,983,535	27,009,353	8.04	8.8
	06-2034	65-R1.5	*	(7)	140,930,830.94	71,240,328	79,555,661	5,851,309	4.15	13.6
	06-2034	65-R1.5	*	(7)	369,600,397.57	124,256,311	271,216,114	20,012,935	5.41	13.6
	06-2034	65-R1.5	*	(7)	279,599,047.73	86,888,301	212,282,680	15,702,155	5.62	13.5
	06-2037	65-R1.5	*	(7)	446,413,638.44	198,136,005	279,526,588	17,226,482	3.86	16.2
	06-2037	65-R1.5	*	(7)	935,918,754.51	213,147,201	788,285,866	48,124,481	5.14	16.4
	06-2034	65-R1.5	*	(7)	71,576,383.69	65,165,290	11,421,441	840,470	1.17	13.6
	06-2037	65-R1.5	*	(7)	120,240,144.85	47,910,875	80,746,080	4,943,581	4.11	16.3
	06-2037	65-R1.5	*	(7)	255,524,659.98	111,014,196	162,397,190	9,894,872	3.87	16.4
TOTAL ACCOUNT 312 - BOILER PLANT EQUIPMENT					4,199,588,400.35	1,303,722,849	3,210,741,491	210,417,707	5.01	15.3
312.10										
BOILER PLANT EQUIPMENT - ASH PONDS										
	09-2024	100-S4	*	0	4,473,565.59	4,107,270	366,296	41,157	**	**
	09-2023	100-S4	*	0	4,610,665.23	4,339,188	271,477	42,418	**	**
	10-2020	100-S4	*	0	13,208,176.67	13,150,171	58,006	173,027	**	**
	11-2021	100-S4	*	0	19,802,080.26	18,784,748	1,017,332	813,866	**	**
	12-2021	100-S4	*	0	2,100,620.94	2,096,829	3,792	1,681	**	**
	09-2024	100-S4	*	0	32,692,663.87	27,811,650	4,881,014	876,163	**	**
	12-2021	100-S4	*	0	1,901,133.18	1,901,133	0	0	-	-
TOTAL ACCOUNT 312.1 - BOILER PLANT EQUIPMENT - ASH PONDS					78,788,905.74	72,190,989	6,597,917	1,948,312	**	**

KENTUCKY UTILITIES COMPANY

TABLE 1. SUMMARY OF ESTIMATED SURVIVOR CURVES, NET SALVAGE PERCENT, ORIGINAL COST, BOOK DEPRECIATION RESERVE AND CALCULATED ANNUAL DEPRECIATION ACCRUAL RATES AS OF JUNE 30, 2020

ACCOUNT (1)	PROBABLE RETIREMENT DATE (2)	SURVIVOR CURVE (3)	NET SALVAGE PERCENT (4)	ORIGINAL COST (5)	BOOK DEPRECIATION RESERVE (6)	FUTURE ACCRUALS (7)	CALCULATED ANNUAL		COMPOSITE REMAINING LIFE (10)=(7)/(8)		
							ACCRUAL AMOUNT (8)	ACCRUAL RATE (9)=(8)/(5)			
314.00	TURBOGENERATOR UNITS										
	TRIMBLE COUNTY UNIT 2	06-2066	60-R1.5	*	(13)	92,095,706.20	23,537,987	80,530,161	2,081,582	2.26	38.7
	BROWN UNIT 1	02-2019	60-R1.5	*	(4)	250,130.24	260,135	0	0	-	-
	BROWN UNIT 2	02-2019	60-R1.5	*	(4)	393,782.15	409,533	0	0	-	-
	BROWN UNIT 3	06-2029	60-R1.5	*	(4)	51,368,471.06	10,926,704	42,496,506	4,854,676	9.45	8.8
	GHEUNT UNIT 1	06-2034	60-R1.5	*	(7)	43,274,490.39	24,793,360	21,510,345	1,609,887	3.72	13.4
	GHEUNT UNIT 2	06-2034	60-R1.5	*	(7)	37,337,160.32	21,733,856	18,216,906	1,380,867	3.70	13.2
	GHEUNT UNIT 3	06-2037	60-R1.5	*	(7)	52,603,066.50	23,815,317	32,469,964	2,036,341	3.87	15.9
	GHEUNT UNIT 4	06-2037	60-R1.5	*	(7)	59,246,409.64	37,713,454	25,680,204	1,632,207	2.75	15.7
	<i>TOTAL ACCOUNT 314 - TURBOGENERATOR UNITS</i>					336,569,216.50	143,190,346	220,904,086	13,595,560	4.04	16.2
315.00	ACCESSORY ELECTRIC EQUIPMENT										
	TRIMBLE COUNTY UNIT 2	06-2066	70-R4	*	(13)	46,199,255.43	11,452,971	40,752,188	938,759	2.03	43.4
	TRIMBLE COUNTY UNIT 2 SCRUBBER	06-2066	70-R4	*	(13)	1,415,469.10	848,756	750,724	19,987	1.41	37.6
	BROWN UNIT 1	02-2019	70-R4	*	(4)	3,252,466.89	3,382,566	0	0	-	-
	BROWN UNIT 2	02-2019	70-R4	*	(4)	573,582.12	596,525	0	0	-	-
	BROWN UNIT 3	06-2029	70-R4	*	(4)	16,028,996.37	7,224,123	9,446,033	1,057,032	6.59	8.9
	BROWN UNIT 1, 2 AND 3 SCRUBBER	06-2029	70-R4	*	(4)	29,324,457.10	10,389,867	20,107,568	2,234,174	7.62	9.0
	GHEUNT UNIT 1 SCRUBBER	06-2034	70-R4	*	(7)	12,223,379.51	6,951,331	6,127,685	438,368	3.59	14.0
	GHEUNT UNIT 1	06-2034	70-R4	*	(7)	13,719,112.62	8,795,425	5,884,026	426,215	3.11	13.8
	GHEUNT UNIT 2	06-2034	70-R4	*	(7)	21,943,434.37	11,522,428	11,957,047	863,812	3.94	13.8
	GHEUNT UNIT 3	06-2037	70-R4	*	(7)	33,509,060.03	26,572,938	9,281,756	565,558	1.69	16.4
	GHEUNT UNIT 4	06-2037	70-R4	*	(7)	52,634,601.80	22,253,545	34,065,479	2,028,460	3.85	16.8
	GHEUNT UNIT 2 SCRUBBER	06-2034	70-R4	*	(7)	951,198.87	383,184	634,599	45,362	4.77	14.0
	GHEUNT UNIT 3 SCRUBBER	06-2037	70-R4	*	(7)	12,041,998.28	5,575,078	7,309,860	431,224	3.58	17.0
	GHEUNT UNIT 4 SCRUBBER	06-2037	70-R4	*	(7)	15,148,041.55	5,031,760	11,176,644	658,612	4.35	17.0
	<i>TOTAL ACCOUNT 315 - ACCESSORY ELECTRIC EQUIPMENT</i>					258,965,054.04	120,980,497	157,493,609	9,707,563	3.75	16.2
316.00	MISCELLANEOUS POWER PLANT EQUIPMENT										
	TRIMBLE COUNTY UNIT 2	06-2066	70-R1.5	*	(13)	7,631,763.98	1,065,766	7,558,127	184,304	2.41	41.0
	SYSTEM LABORATORY	06-2040	70-R1.5	*	(1)	4,048,517.93	1,190,089	2,898,914	151,150	3.73	19.2
	BROWN UNIT 1	02-2019	70-R1.5	*	(4)	68,560.92	71,303	0	0	-	-
	BROWN UNIT 2	02-2019	70-R1.5	*	(4)	65,561.27	68,184	0	0	-	-
	BROWN UNIT 3	06-2029	70-R1.5	*	(4)	7,055,459.66	3,561,568	3,776,110	428,085	6.07	8.8
	GHEUNT UNIT 1 SCRUBBER	06-2034	70-R1.5	*	(7)	962,012.25	927,221	102,132	7,567	0.79	13.5
	GHEUNT UNIT 1	06-2034	70-R1.5	*	(7)	1,749,100.53	1,623,519	248,019	18,480	1.06	13.4
	GHEUNT UNIT 2	06-2034	70-R1.5	*	(7)	1,586,836.68	1,468,488	229,427	17,184	1.08	13.4
	GHEUNT UNIT 3	06-2037	70-R1.5	*	(7)	3,760,163.18	2,827,966	1,195,409	74,286	1.98	16.1
	GHEUNT UNIT 4	06-2037	70-R1.5	*	(7)	13,277,145.73	4,623,857	9,582,689	584,316	4.40	16.4
	<i>TOTAL ACCOUNT 316 - MISCELLANEOUS POWER PLANT EQUIPMENT</i>					40,205,122.13	17,427,961	25,590,827	1,465,372	3.64	17.5
	TOTAL STEAM PRODUCTION PLANT					5,265,473,270.40	1,815,669,503	3,842,812,314	249,618,617		
	HYDROELECTRIC PRODUCTION PLANT										
330.10	LAND RIGHTS										
	DIX DAM	06-2041	100-S4	*	0	855,636.47	855,636	0	0	-	-
	<i>TOTAL ACCOUNT 330.1 - LAND RIGHTS</i>					855,636.47	855,636	0	0	-	-
331.00	STRUCTURES AND IMPROVEMENTS										
	DIX DAM	06-2041	85-S2.5	*	(2)	4,526,614.19	526,792	4,090,354	197,069	4.35	20.8
	<i>TOTAL ACCOUNT 331 - STRUCTURES AND IMPROVEMENTS</i>					4,526,614.19	526,792	4,090,354	197,069	4.35	20.8
332.00	RESERVOIRS, DAMS AND WATERWAYS										
	DIX DAM	06-2041	110-S2.5	*	(2)	21,884,444.86	10,603,722	11,718,412	565,007	2.58	20.7
	<i>TOTAL ACCOUNT 332 - RESERVOIRS, DAMS AND WATERWAYS</i>					21,884,444.86	10,603,722	11,718,412	565,007	2.58	20.7
333.00	WATER WHEELS, TURBINES AND GENERATORS										
	DIX DAM	06-2041	75-R3	*	(2)	14,046,741.58	3,202,719	11,124,957	536,028	3.82	20.8
	<i>TOTAL ACCOUNT 333 - WATER WHEELS, TURBINES AND GENERATORS</i>					14,046,741.58	3,202,719	11,124,957	536,028	3.82	20.8
334.00	ACCESSORY ELECTRIC EQUIPMENT										
	DIX DAM	06-2041	40-L2.5	*	(2)	1,360,647.15	384,781	1,003,079	52,460	3.86	19.1
	<i>TOTAL ACCOUNT 334 - ACCESSORY ELECTRIC EQUIPMENT</i>					1,360,647.15	384,781	1,003,079	52,460	3.86	19.1

KENTUCKY UTILITIES COMPANY

TABLE 1. SUMMARY OF ESTIMATED SURVIVOR CURVES, NET SALVAGE PERCENT, ORIGINAL COST, BOOK DEPRECIATION RESERVE AND CALCULATED ANNUAL DEPRECIATION ACCRUAL RATES AS OF JUNE 30, 2020

ACCOUNT (1)	PROBABLE RETIREMENT DATE (2)	SURVIVOR CURVE (3)	NET SALVAGE PERCENT (4)	ORIGINAL COST (5)	BOOK DEPRECIATION RESERVE (6)	FUTURE ACCRUALS (7)	CALCULATED ANNUAL		COMPOSITE REMAINING LIFE (10)=(7)/(8)	
							ACCRUAL AMOUNT (8)	ACCRUAL RATE (9)=(8)/(5)		
335.00 MISCELLANEOUS POWER PLANT EQUIPMENT DIX DAM	06-2041	45-S0	*	(2)	329,374.18	174,515	161,447	9,653	2.93	16.7
<i>TOTAL ACCOUNT 335 - MISCELLANEOUS POWER PLANT EQUIPMENT</i>					329,374.18	174,515	161,447	9,653	2.93	16.7
336.00 ROADS, RAILROADS AND BRIDGES DIX DAM	06-2041	65-R4	*	(2)	198,899.83	65,363	137,515	6,773	3.41	20.3
<i>TOTAL ACCOUNT 336 - ROADS, RAILROADS AND BRIDGES</i>					198,899.83	65,363	137,515	6,773	3.41	20.3
TOTAL HYDROELECTRIC PRODUCTION PLANT					43,202,358.26	15,813,528	28,235,764	1,366,990		
OTHER PRODUCTION PLANT										
340.10 LAND RIGHTS BROWN CT PIPELINE	06-2041	SQUARE	*	0	176,409.31	134,050	42,359	2,018	1.14	21.0
<i>TOTAL ACCOUNT 340.1 - LAND RIGHTS</i>					176,409.31	134,050	42,359	2,018	1.14	21.0
341.00 STRUCTURES AND IMPROVEMENTS CANE RUN CC 7	06-2055	55-R2.5	*	(10)	50,851,902.40	6,863,332	49,073,761	1,497,327	2.94	32.8
TRIMBLE COUNTY CT 5	06-2042	55-R2.5	*	(8)	3,740,231.32	2,357,163	1,682,287	81,800	2.19	20.6
TRIMBLE COUNTY CT 6	06-2042	55-R2.5	*	(8)	3,588,684.24	2,265,113	1,610,666	78,373	2.18	20.6
TRIMBLE COUNTY CT 7	06-2044	55-R2.5	*	(8)	3,559,154.97	2,025,233	1,818,654	81,190	2.28	22.4
TRIMBLE COUNTY CT 8	06-2044	55-R2.5	*	(8)	3,548,851.71	2,019,371	1,813,389	80,955	2.28	22.4
TRIMBLE COUNTY CT 9	06-2044	55-R2.5	*	(8)	3,655,976.41	2,072,619	1,875,836	83,743	2.29	22.4
TRIMBLE COUNTY CT 10	06-2044	55-R2.5	*	(8)	4,414,423.76	2,136,052	2,631,526	116,232	2.63	22.6
BROWN CT 5	06-2041	55-R2.5	*	(6)	1,053,014.69	473,729	642,467	32,063	3.04	20.0
BROWN CT 6	06-2039	55-R2.5	*	(6)	222,026.00	113,800	121,548	6,668	3.00	18.2
BROWN CT 7	06-2039	55-R2.5	*	(6)	555,992.76	381,022	208,330	11,648	2.09	17.9
BROWN CT 8	06-2035	55-R2.5	*	(6)	2,012,654.95	1,766,591	366,823	25,984	1.29	14.1
BROWN CT 9	06-2034	55-R2.5	*	(6)	4,660,156.04	3,685,914	1,253,851	94,629	2.03	13.3
BROWN CT 10	06-2035	55-R2.5	*	(6)	1,865,718.20	1,444,909	532,752	37,733	2.02	14.1
BROWN CT 11	06-2036	55-R2.5	*	(6)	1,919,015.13	1,566,407	467,749	30,891	1.61	15.1
BROWN SOLAR	06-2041	40-S3	*	(3)	1,443,810.04	212,217	1,274,907	61,412	4.25	20.8
HAEFLING UNITS 1, 2 AND 3	06-2025	55-R2.5	*	(12)	291,451.55	282,196	44,230	8,954	3.07	4.9
PADDY'S RUN GENERATOR 13	06-2041	55-R2.5	*	(6)	2,198,885.41	1,323,639	1,007,180	50,818	2.31	19.8
SIMPSONVILLE SOLAR	06-2044	40-S3	*	(1)	800,780.88	28,242	780,547	32,851	4.10	23.8
<i>TOTAL ACCOUNT 341 - STRUCTURES AND IMPROVEMENTS</i>					90,382,730.46	31,017,549	67,206,503	2,413,271	2.67	27.8
342.00 FUEL HOLDERS, PRODUCERS AND ACCESSORIES CANE RUN CC 7	06-2055	50-R2	*	(10)	6,595,518.10	4,068,869	3,186,201	100,887	1.53	31.6
CANE RUN PIPELINE	06-2055	50-R2	*	(10)	23,410,569.22	3,480,724	22,270,902	705,669	3.01	31.6
PADDY'S RUN CT PIPELINE	06-2041	50-R2	*	(6)	6,851,592.10	793,573	6,469,115	321,207	4.69	20.1
TRIMBLE COUNTY CT 5	06-2042	50-R2	*	(8)	239,584.43	151,371	107,380	5,404	2.26	19.9
TRIMBLE COUNTY CT 6	06-2042	50-R2	*	(8)	239,245.54	151,169	107,216	5,395	2.26	19.9
TRIMBLE COUNTY CT PIPELINE	06-2044	50-R2	*	(8)	5,641,750.82	3,057,552	3,035,539	139,590	2.47	21.7
TRIMBLE COUNTY CT 7	06-2044	50-R2	*	(8)	578,059.38	329,545	294,759	13,621	2.36	21.6
TRIMBLE COUNTY CT 8	06-2044	50-R2	*	(8)	576,385.74	328,591	293,906	13,582	2.36	21.6
TRIMBLE COUNTY CT 9	06-2044	50-R2	*	(8)	593,786.01	337,525	303,764	14,037	2.36	21.6
TRIMBLE COUNTY CT 10	06-2044	50-R2	*	(8)	787,212.60	366,939	483,251	21,939	2.79	22.0
BROWN CT 5	06-2041	50-R2	*	(6)	795,787.89	435,928	407,607	21,146	2.66	19.3
BROWN CT 6	06-2039	50-R2	*	(6)	993,493.11	429,833	623,270	34,339	3.46	18.2
BROWN CT 7	06-2039	50-R2	*	(6)	959,028.11	423,482	593,088	32,700	3.41	18.1
BROWN CT 8	06-2035	50-R2	*	(6)	263,045.52	199,653	79,175	5,476	2.08	14.5
BROWN CT 9	06-2034	50-R2	*	(6)	3,155,168.57	1,795,375	1,549,104	116,293	3.69	13.3
BROWN CT 10	06-2035	50-R2	*	(6)	282,445.64	137,461	161,931	11,229	3.98	14.4
BROWN CT 11	06-2036	50-R2	*	(6)	301,560.87	187,775	131,880	8,603	2.85	15.3
BROWN CT PIPELINE	06-2041	50-R2	*	(6)	8,346,665.98	6,348,974	2,498,492	136,741	1.64	18.3
HAEFLING UNITS 1, 2 AND 3	06-2025	50-R2	*	(12)	496,457.67	439,127	116,906	23,562	4.75	5.0
PADDY'S RUN GENERATOR 13	06-2041	50-R2	*	(6)	1,977,968.08	1,256,991	839,655	44,201	2.23	19.0
<i>TOTAL ACCOUNT 342 - FUEL HOLDERS, PRODUCERS AND ACCESSORIES</i>					63,085,325.38	24,720,457	43,553,141	1,775,621	2.81	24.5
343.00 PRIME MOVERS CANE RUN CC 7	06-2055	40-R1.5	*	(10)	271,383,248.65	23,490,766	275,030,808	9,481,171	3.49	29.0
TRIMBLE COUNTY CT 5	06-2042	40-R1.5	*	(8)	36,440,638.66	19,076,162	20,279,944	1,078,444	2.96	18.8
TRIMBLE COUNTY CT 6	06-2042	40-R1.5	*	(8)	34,746,351.80	19,122,536	18,403,524	965,910	2.84	18.7
TRIMBLE COUNTY CT 7	06-2044	40-R1.5	*	(8)	26,735,721.63	12,569,268	16,305,311	798,499	2.99	20.4
TRIMBLE COUNTY CT 8	06-2044	40-R1.5	*	(8)	25,385,572.68	12,843,344	14,573,074	720,537	2.84	20.2
TRIMBLE COUNTY CT 9	06-2044	40-R1.5	*	(8)	25,404,027.00	13,102,216	14,334,133	708,567	2.79	20.2
TRIMBLE COUNTY CT 10	06-2044	40-R1.5	*	(8)	25,996,969.38	13,131,439	14,945,288	735,715	2.83	20.3

KENTUCKY UTILITIES COMPANY

TABLE 1. SUMMARY OF ESTIMATED SURVIVOR CURVES, NET SALVAGE PERCENT, ORIGINAL COST, BOOK DEPRECIATION RESERVE AND CALCULATED ANNUAL DEPRECIATION ACCRUAL RATES AS OF JUNE 30, 2020

ACCOUNT (1)	PROBABLE RETIREMENT DATE (2)	SURVIVOR CURVE (3)	NET SALVAGE PERCENT (4)	ORIGINAL COST (5)	BOOK DEPRECIATION RESERVE (6)	FUTURE ACCRUALS (7)	CALCULATED ANNUAL		COMPOSITE REMAINING LIFE (10)=(7)/(8)
							ACCRUAL AMOUNT (8)	ACCRUAL RATE (9)=(8)/(5)	
BROWN CT 5	06-2041	40-R1.5	*	16,691,313.75	8,330,574	9,362,219	511,612	3.07	18.3
BROWN CT 6	06-2039	40-R1.5	*	43,034,791.91	19,450,048	26,166,831	1,544,488	3.59	16.9
BROWN CT 7	06-2039	40-R1.5	*	32,214,803.19	21,060,936	13,086,755	803,214	2.49	16.3
BROWN CT 8	06-2035	40-R1.5	*	26,681,256.47	21,580,721	6,701,411	500,210	1.87	13.4
BROWN CT 9	06-2034	40-R1.5	*	28,833,202.47	17,319,900	13,243,295	1,046,387	3.63	12.7
BROWN CT 10	06-2035	40-R1.5	*	25,934,235.14	14,961,883	12,528,406	925,614	3.57	13.5
BROWN CT 11	06-2036	40-R1.5	*	42,711,831.42	28,499,423	16,775,118	1,163,107	2.72	14.4
PADDY'S RUN GENERATOR 13	06-2041	40-R1.5	*	19,578,532.35	9,883,680	10,869,564	602,687	3.08	18.0
<i>TOTAL ACCOUNT 343 - PRIME MOVERS</i>				681,772,696.50	254,422,896	482,605,681	21,606,162	3.17	22.3
344.00	GENERATORS								
CANE RUN CC 7	06-2055	60-S1.5	*	62,784,586.92	10,831,929	58,231,117	1,758,259	2.80	33.1
TRIMBLE COUNTY CT 5	06-2042	60-S1.5	*	4,001,968.45	2,350,314	1,971,812	95,485	2.39	20.7
TRIMBLE COUNTY CT 6	06-2042	60-S1.5	*	3,905,587.36	2,253,998	1,964,036	95,129	2.44	20.6
TRIMBLE COUNTY CT 7	06-2044	60-S1.5	*	3,065,508.07	1,599,516	1,711,233	75,991	2.48	22.5
TRIMBLE COUNTY CT 8	06-2044	60-S1.5	*	3,053,037.79	1,592,676	1,704,605	75,696	2.48	22.5
TRIMBLE COUNTY CT 9	06-2044	60-S1.5	*	3,483,804.51	1,157,277	2,605,232	114,336	3.28	22.8
TRIMBLE COUNTY CT 10	06-2044	60-S1.5	*	3,315,657.60	1,664,621	1,916,289	84,754	2.56	22.6
BROWN CT 5	06-2041	60-S1.5	*	3,010,557.55	1,725,296	1,465,895	74,068	2.46	19.8
BROWN CT 6	06-2039	60-S1.5	*	3,322,577.00	2,150,436	1,371,496	77,254	2.33	17.8
BROWN CT 7	06-2039	60-S1.5	*	3,872,959.03	2,421,604	1,683,733	93,751	2.42	18.0
BROWN CT 8	06-2035	60-S1.5	*	5,069,346.85	4,244,200	1,129,308	79,754	1.57	14.2
BROWN CT 9	06-2034	60-S1.5	*	5,572,385.96	4,199,493	1,707,236	129,193	2.32	13.2
BROWN CT 10	06-2035	60-S1.5	*	4,990,266.62	3,527,188	1,762,495	124,401	2.49	14.2
BROWN CT 11	06-2036	60-S1.5	*	5,729,889.99	3,904,497	2,169,186	141,779	2.47	15.3
BROWN SOLAR	06-2041	25-S2.5	*	13,068,659.23	2,453,825	11,006,894	605,107	4.63	18.2
HAEFLING UNITS 1, 2 AND 3	06-2025	60-S1.5	*	2,682,135.68	2,850,466	153,526	32,255	1.20	4.8
PADDY'S RUN GENERATOR 13	06-2041	60-S1.5	*	5,326,518.41	2,805,560	2,840,550	143,870	2.70	19.7
SIMPSONVILLE SOLAR	06-2044	25-S2.5	*	617,033.17	23,801	599,403	28,036	4.54	21.4
OTHER SOLAR		25-S2.5	*	248,072.16	4,736	268,143	10,834	4.37	24.8
<i>TOTAL ACCOUNT 344 - GENERATORS</i>				137,120,552.35	51,761,433	96,262,189	3,839,952	2.80	25.1
345.00	ACCESSORY ELECTRIC EQUIPMENT								
CANE RUN CC 7	06-2055	55-R3	*	24,588,243.87	3,431,542	23,615,526	706,484	2.87	33.4
TRIMBLE COUNTY CT 5	06-2042	55-R3	*	1,895,409.75	1,043,887	1,003,156	47,767	2.52	21.0
TRIMBLE COUNTY CT 6	06-2042	55-R3	*	4,576,825.36	2,504,538	2,438,433	116,793	2.55	20.9
TRIMBLE COUNTY CT 7	06-2044	55-R3	*	3,691,212.54	1,874,865	2,111,645	92,339	2.50	22.9
TRIMBLE COUNTY CT 8	06-2044	55-R3	*	3,322,731.71	1,784,103	1,804,447	79,280	2.39	22.8
TRIMBLE COUNTY CT 9	06-2044	55-R3	*	3,246,960.53	1,817,473	1,689,244	74,395	2.29	22.7
TRIMBLE COUNTY CT 10	06-2044	55-R3	*	10,726,602.87	4,196,556	7,388,175	319,986	2.98	23.1
BROWN CT 5	06-2041	55-R3	*	2,310,232.75	1,431,833	1,017,014	51,184	2.22	19.9
BROWN CT 6	06-2039	55-R3	*	2,218,578.52	1,388,628	963,065	53,006	2.39	18.2
BROWN CT 7	06-2039	55-R3	*	2,261,318.53	1,361,194	1,035,804	56,862	2.51	18.2
BROWN CT 8	06-2035	55-R3	*	3,343,018.44	2,536,476	1,007,124	69,657	2.08	14.5
BROWN CT 9	06-2034	55-R3	*	4,722,165.15	3,225,387	1,780,108	132,248	2.80	13.5
BROWN CT 10	06-2035	55-R3	*	3,245,891.87	2,172,924	1,267,721	88,289	2.72	14.4
BROWN CT 11	06-2036	55-R3	*	2,454,258.42	1,903,041	698,473	45,050	1.84	15.5
BROWN SOLAR	06-2041	45-R2.5	*	445,469.72	94,409	364,425	18,005	4.04	20.2
HAEFLING UNITS 1, 2 AND 3	06-2025	55-R3	*	816,263.41	742,060	172,155	34,501	4.23	5.0
PADDY'S RUN GENERATOR 13	06-2041	55-R3	*	2,499,650.62	1,577,802	1,071,828	53,881	2.16	19.9
SIMPSONVILLE SOLAR	06-2044	45-R2.5	*	329,568.03	599	332,265	14,359	4.36	23.1
OTHER SOLAR		45-R2.5	*	155,657.54	1,943	161,497	3,608	2.32	44.8
<i>TOTAL ACCOUNT 345 - ACCESSORY ELECTRIC EQUIPMENT</i>				76,850,059.63	33,089,260	49,922,105	2,057,694	2.68	24.3
346.00	MISCELLANEOUS POWER PLANT EQUIPMENT								
CANE RUN CC 7	06-2055	45-R2.5	*	3,249,199.52	383,685	3,190,434	101,529	3.12	31.4
TRIMBLE COUNTY CT 5	06-2042	45-R2.5	*	28,963.63	18,102	13,179	653	2.25	20.2
TRIMBLE COUNTY CT 7	06-2044	45-R2.5	*	8,888.93	5,214	4,386	206	2.32	21.3
TRIMBLE COUNTY CT 8	06-2044	45-R2.5	*	8,861.01	5,197	4,373	206	2.32	21.2
TRIMBLE COUNTY CT 9	06-2044	45-R2.5	*	9,113.52	5,329	4,514	212	2.33	21.3
TRIMBLE COUNTY CT 10	06-2044	45-R2.5	*	41,868.51	19,887	25,331	1,146	2.74	22.1

KENTUCKY UTILITIES COMPANY

TABLE 1. SUMMARY OF ESTIMATED SURVIVOR CURVES, NET SALVAGE PERCENT, ORIGINAL COST, BOOK DEPRECIATION RESERVE AND CALCULATED ANNUAL DEPRECIATION ACCRUAL RATES AS OF JUNE 30, 2020

ACCOUNT (1)	PROBABLE RETIREMENT DATE (2)	SURVIVOR CURVE (3)	NET SALVAGE PERCENT (4)	ORIGINAL COST (5)	BOOK DEPRECIATION RESERVE (6)	FUTURE ACCRUALS (7)	CALCULATED ANNUAL ACCRUAL AMOUNT (8)	CALCULATED ANNUAL ACCRUAL RATE (9)=(8)/(5)	COMPOSITE REMAINING LIFE (10)=(7)/(8)
BROWN CT 5	06-2041	45-R2.5	*	2,112,385.83	1,418,209	820,920	44,083	2.09	18.6
BROWN CT 6	06-2039	45-R2.5	*	118,067.98	52,843	72,309	3,986	3.38	18.1
BROWN CT 7	06-2039	45-R2.5	*	83,161.41	42,374	45,777	2,531	3.04	18.1
BROWN CT 8	06-2035	45-R2.5	*	335,415.82	251,605	103,936	7,349	2.19	14.1
BROWN CT 9	06-2034	45-R2.5	*	841,612.82	580,838	311,272	24,008	2.85	13.0
BROWN CT 10	06-2035	45-R2.5	*	237,307.12	169,106	82,440	6,093	2.57	13.5
BROWN CT 11	06-2036	45-R2.5	*	560,127.19	398,372	195,363	13,120	2.34	14.9
BROWN SOLAR	06-2041	40-R2.5	*	424,778.28	65,241	372,281	18,586	4.38	20.0
HAEFLING UNITS 1, 2 AND 3	06-2025	45-R2.5	*	112,095.22	96,220	29,327	5,898	5.26	5.0
PADDY'S RUN GENERATOR 13	06-2041	45-R2.5	*	1,097,040.45	732,425	430,438	23,089	2.10	18.6
SIMPSONVILLE SOLAR	06-2044	40-R2.5	*	30,340.85	54	30,590	1,335	4.40	22.9
TOTAL ACCOUNT 346 - MISCELLANEOUS POWER PLANT EQUIPMENT				9,299,228.09	4,244,701	5,736,870	254,030	2.73	22.6
TOTAL OTHER PRODUCTION PLANT				1,058,687,001.72	399,390,346	745,328,848	31,948,748		
TRANSMISSION PLANT									
350.10	LAND RIGHTS	75-R3	0	29,552,045.48	18,230,717	11,321,328	225,198	0.76	50.3
352.10	STRUCTURES AND IMPROVEMENTS - NON SYS CONTROL/COM	70-R3	(30)	33,746,002.77	8,267,389	35,602,415	616,151	1.83	57.8
353.10	STATION EQUIPMENT - NON SYS CONTROL/COM	60-R1.5	(15)	362,248,905.12	83,734,890	332,851,351	6,813,041	1.88	48.9
353.20	STATION EQUIPMENT - SYS CONTROL/COM	32-S1.5	(15)	1,138,590.55	1,251,881	57,498	3,385	0.30	17.0
354.00	TOWERS AND FIXTURES	70-R4	(50)	77,967,975.88	54,271,322	62,680,642	1,560,551	2.00	40.2
355.00	POLES AND FIXTURES	54-R2	(80)	450,330,350.78	88,419,343	722,175,288	15,691,623	3.48	46.0
356.00	OVERHEAD CONDUCTORS AND DEVICES	70-R2.5	(80)	228,934,133.38	121,815,399	290,266,041	5,645,755	2.47	51.4
357.00	UNDERGROUND CONDUIT	55-R4	0	618,493.81	206,431	412,063	10,038	1.62	41.1
358.00	UNDERGROUND CONDUCTORS AND DEVICES	50-R2.5	(5)	1,234,968.26	885,622	411,095	11,887	0.96	34.6
TOTAL TRANSMISSION PLANT				1,185,771,466.03	377,082,994	1,455,777,721	30,577,629		
DISTRIBUTION PLANT									
360.10	LAND RIGHTS	75-R4	0	2,613,745.11	1,521,583	1,092,162	18,687	0.71	58.4
361.00	STRUCTURES AND IMPROVEMENTS	65-R2.5	(30)	24,453,464.59	3,321,519	28,467,985	495,945	2.03	57.4
362.00	STATION EQUIPMENT	57-R1.5	(20)	259,387,332.02	58,520,012	252,744,786	5,422,093	2.09	46.6
364.00	POLES, TOWERS, AND FIXTURES	54-R1.5	(50)	451,578,916.41	178,929,901	498,438,474	11,531,146	2.55	43.2
365.00	OVERHEAD CONDUCTORS AND DEVICES	45-R1	(30)	449,079,449.15	104,432,586	479,370,698	13,832,940	3.08	34.7
366.00	UNDERGROUND CONDUIT	50-R4	(5)	2,524,055.84	1,089,070	1,561,189	60,004	2.38	26.0
367.00	UNDERGROUND CONDUCTORS AND DEVICES	45-R2.5	(10)	218,996,569.31	56,303,489	184,592,737	5,382,798	2.46	34.3
368.00	LINE TRANSFORMERS	46-R2	(5)	329,001,554.34	154,030,285	191,421,347	6,165,872	1.87	31.0
369.00	SERVICES	48-R1.5	(40)	131,194,897.17	67,598,188	116,074,668	3,391,250	2.58	34.2
370.00	METERS	46-R1	*	64,525,347.18	34,497,040	30,028,307	3,417,916	5.30	8.8
370.01	METERS - AMS	15-S2.5	0	2,928,714.98	433,210	2,495,505	244,108	8.33	10.2
370.11	METERS - AMI	15-S2.5	0	770.41	82	688	53	6.88	13.0
370.20	METERS - CT AND PT	18-S3	0	11,549,574.40	6,136,397	5,413,177	1,463,231	12.67	3.7
371.01	INSTALLATIONS ON CUSTOMERS' PREMISES - EV CHARGING STATIONS	10-S3	0	159,233.81	15,336	143,898	15,989	10.04	9.0
373.00	STREET LIGHTING AND SIGNAL SYSTEMS	29-L0.5	(10)	135,245,468.34	48,376,479	100,393,536	4,616,266	3.41	21.7
TOTAL DISTRIBUTION PLANT				2,083,239,093.06	715,205,177	1,892,239,157	56,058,298		
GENERAL PLANT									
390.10	STRUCTURES AND IMPROVEMENTS - TO OWNED PROPERTY	49-S0	(15)	79,952,897.07	15,023,337	76,922,495	1,971,415	2.47	39.0
390.20	STRUCTURES AND IMPROVEMENTS - TO LEASED PROPERTY	37-R1	(10)	25,046.09	12,538	15,013	870	3.47	17.3
391.10	OFFICE FURNITURE AND EQUIPMENT	20-S0	0	13,005,372.14	6,028,173	6,977,199	525,734	4.04	13.3
391.20	NON PC COMPUTER EQUIPMENT	5-SQ	0	26,951,985.79	12,490,167	14,461,819	5,098,601	18.92	2.8
391.31	PERSONAL COMPUTERS	4-SQ	0	6,521,661.06	1,663,928	4,857,733	2,375,819	36.43	2.0
392.00	TRANSPORTATION EQUIPMENT - CARS AND LIGHT TRUCKS	16-S1.5	0	2,081,534.58	779,071	1,302,464	105,168	5.05	12.4
392.10	TRANSPORTATION EQUIPMENT - HEAVY TRUCKS AND OTHER	14-L2.5	0	6,509,482.14	3,625,989	2,883,493	313,764	4.82	9.2
393.00	STORES EQUIPMENT	25-SQ	0	892,571.77	440,725	451,847	28,417	3.18	15.9
394.00	TOOLS, SHOP AND GARAGE EQUIPMENT	25-SQ	0	15,658,384.10	5,415,922	10,242,462	618,721	3.95	16.6
396.10	POWER OPERATED EQUIPMENT - LARGE MACHINERY	17-L5	0	4,942,427.89	1,438,770	3,503,658	273,029	5.52	12.8
396.20	POWER OPERATED EQUIPMENT - OTHER	17-L5	0	1,044,051.11	349,060	694,991	52,074	4.99	13.3
397.00	COMMUNICATION EQUIPMENT - MICROWAVE, FIBER AND OTHER	19-L4	0	35,825,398.49	15,181,416	20,643,982	1,692,395	4.72	12.2
397.10	COMMUNICATION EQUIPMENT - RADIO AND TELEPHONE	10-SQ	0	24,324,169.34	14,917,131	9,407,038	1,439,932	5.92	6.5
397.20	COMMUNICATION EQUIPMENT - DSM	10-SQ	0	7,606,691.11	4,261,154	3,345,537	1,672,336	21.99	2.0
TOTAL GENERAL PLANT				225,341,672.68	81,627,381	155,709,731	16,168,275		
TOTAL DEPRECIABLE PLANT				9,951,107,161.63	3,447,024,271	8,167,260,493	400,191,979		

KENTUCKY UTILITIES COMPANY

TABLE 1. SUMMARY OF ESTIMATED SURVIVOR CURVES, NET SALVAGE PERCENT, ORIGINAL COST, BOOK DEPRECIATION RESERVE AND CALCULATED ANNUAL DEPRECIATION ACCRUAL RATES AS OF JUNE 30, 2020

ACCOUNT (1)	PROBABLE RETIREMENT DATE (2)	SURVIVOR CURVE (3)	NET SALVAGE PERCENT (4)	ORIGINAL COST (5)	BOOK DEPRECIATION RESERVE (6)	FUTURE ACCRUALS (7)	CALCULATED ANNUAL		COMPOSITE REMAINING LIFE (10)=(7)/(8)
							ACCRUAL AMOUNT (8)	ACCRUAL RATE (9)=(8)/(5)	
NONDEPRECIABLE PLANT									
301.00	ORGANIZATION			44,455.58					
310.20	LAND			24,987,391.84					
317.07	ARO STEAM PRODUCTION- EQUIPMENT			17,559,790.99	4,058,062				
317.08	ARO STEAM PRODUCTION - CCR			151,787,794.16	100,498,428				
337.07	ARO HYDRAULIC PRODUCTION			645,787.99	82,310				
340.20	LAND			718,103.59					
347.07	ARO OTHER PRODUCTION			406,991.12	103,751				
350.20	LAND			2,362,496.70					
359.15	ARO TRANSMISSION (L/B)			38,195.86	8,121				
359.17	ARO TRANSMISSION (EQUIPMENT)			216,121.55	102,107				
360.20	LAND			6,371,965.21					
374.05	ARO DISTRIBUTION (L/B)			484,890.78	62,985				
374.07	ARO DISTRIBUTION (EQUIPMENT)			25,485.32	69,412				
389.20	LAND			3,584,414.48					
	TOTAL NONDEPRECIABLE PLANT			209,233,885.17	104,985,176				
	TOTAL ELECTRIC PLANT			10,160,341,046.80	3,552,009,447	8,167,260,493	400,191,979		

* LIFE SPAN PROCEDURE IS USED. CURVE SHOWN IS INTERIM SURVIVOR CURVE

** ANNUAL DEPRECIATION EXPENSE SHOWN WILL BE BOOKED UNTIL JULY 1, 2021, THEN THE FOLLOWING RATE WILL BE APPLIED UNTIL THE END OF THE LIFE FOR THE ASH POND

ASH POND LOCATION	RATE
TRIMBLE COUNTY UNIT 2 BOTTOM ASH POND	2.20
TRIMBLE COUNTY UNIT 2 GYPSUM ASH POND	2.16
BROWN UNIT 1 ASH POND	0.00
BROWN UNIT 3 ASH POND	2.57
GHENT UNIT 1 ASH POND	0.20
GHENT UNIT 4 ASH POND	3.71
GHENT UNIT 2 SCRUBBER ASH POND	0.00

LOUISVILLE GAS AND ELECTRIC
COMMON PLANTTABLE 3. SUMMARY OF ESTIMATED SURVIVOR CURVES, NET SALVAGE, ORIGINAL COST, BOOK DEPRECIATION RESERVE AND
CALCULATED ANNUAL DEPRECIATION RATES AS OF JUNE 30, 2020

ACCOUNT (1)	PROBABLE RETIREMENT DATE (2)	SURVIVOR CURVE (3)	NET SALVAGE PERCENT (4)	ORIGINAL COST (5)	BOOK DEPRECIATION RESERVE (6)	FUTURE ACCRUALS (7)	CALCULATED ANNUAL ACCRUAL AMOUNT (8)	ACCRRUAL RATE (9)=(8)/(5)	COMPOSITE REMAINING LIFE (10)=(7)/(8)
DEPRECIABLE PLANT									
INTANGIBLE PLANT									
303.00		5-SQ	0	65,355,681.53	31,589,816	33,765,866	11,969,988	18.32	2.8
303.10	12-2027	SQUARE *	0	15,767,717.37	6,073,346	9,694,371	1,701,152	10.79	5.7
TOTAL INTANGIBLE PLANT				81,123,398.90	37,663,162	43,460,237	13,671,140	16.85	3.2
GENERAL PLANT									
STRUCTURES AND IMPROVEMENTS									
390.10		40-S0.5	(10)	75,272,749.38	29,728,127	53,071,897	1,921,210	2.55	27.6
390.20		30-L1	(5)	399,608.09	73,127	346,461	23,589	5.90	14.7
390.30		55-R2.5	(10)	10,389,763.80	6,974,369	4,454,371	132,517	1.28	33.6
390.40		45-R1	(10)	1,036,727.70	243,710	896,690	24,546	2.37	36.5
390.60		55-R4	(5)	1,099,708.47	440,999	713,695	18,676	1.70	38.2
TOTAL STRUCTURES AND IMPROVEMENTS				88,198,557.44	37,460,332	59,483,114	2,120,538	2.40	28.1
OFFICE FURNITURE AND EQUIPMENT									
391.10		20-SQ	0	8,066,164.67	5,437,621	2,628,544	150,930	1.87	17.4
391.20		15-SQ	0	1,455,574.38	805,212	650,362	75,142	5.16	8.7
391.30		5-SQ	0	24,862,973.13	6,984,838	17,878,135	6,975,135	28.05	2.6
391.31		4-SQ	0	7,467,372.23	3,284,420	4,182,952	2,027,773	27.16	2.1
391.40		10-SQ	0	910,248.45	847,299	62,949	13,936	1.53	4.5
TOTAL OFFICE FURNITURE AND EQUIPMENT				42,762,332.86	17,359,390	25,402,942	9,242,916	21.61	2.7
392.00		9-S2.5	0	166,011.37	1,049	164,962	20,019	12.06	8.2
392.10		13-S1	0	259,518.33	178,324	81,194	9,483	3.65	8.6
392.20		26-S0	0	71,447.10	5,712	65,735	3,070	4.30	21.4
393.00		25-SQ	0	656,822.21	161,182	495,640	25,202	3.84	19.7
394.00		25-SQ	0	3,935,838.16	2,162,704	1,773,134	157,205	3.99	11.3
396.10		26-S2	0	648,434.25	238,802	409,632	20,123	3.10	20.4
396.20		24-L2.5	0	29,397.49	15,284	14,113	614	2.09	23.0
397.00		20-L2.5	0	20,884,926.69	15,592,101	5,292,826	320,989	1.54	16.5
397.10		10-SQ	0	18,408,799.69	11,669,018	6,739,782	1,100,961	5.98	6.1
TOTAL GENERAL PLANT				176,022,085.59	84,843,898	99,923,074	13,021,120	7.40	7.7
TOTAL DEPRECIABLE PLANT				257,145,484.49	122,507,060	143,383,311	26,692,260	10.38	5.4
NONDEPRECIABLE PLANT									
301.00				83,782.29					
389.10				1,564,394.37					
TOTAL NONDEPRECIABLE PLANT				1,648,176.66					
TOTAL COMMON PLANT				258,793,661.15	122,507,060	143,383,311	26,692,260		

* CCS SOFTWARE IS DEPRECIATED WITH A FINAL RETIREMENT DATE OF DECEMBER 31, 2027

LOUISVILLE GAS AND ELECTRIC
ELECTRIC PLANT

TABLE 1. SUMMARY OF ESTIMATED SURVIVOR CURVES, NET SALVAGE PERCENT, ORIGINAL COST, BOOK DEPRECIATION RESERVE AND CALCULATED ANNUAL DEPRECIATION ACCRUAL RATES AS OF JUNE 30, 2020

ACCOUNT (1)	PROBABLE RETIREMENT DATE (2)	SURVIVOR CURVE (2)	NET SALVAGE PERCENT (3)	ORIGINAL COST (4)	BOOK DEPRECIATION RESERVE (5)	FUTURE ACCRUALS (6)	CALCULATED ANNUAL ACCRUAL AMOUNT (7)	CALCULATED ANNUAL ACCRUAL RATE (8)=(7)/(4)	COMPOSITE REMAINING LIFE (9)=(6)/(7)
DEPRECIABLE PLANT									
STEAM PRODUCTION PLANT									
311.00	STRUCTURES AND IMPROVEMENTS								
	06-2063	95-R2.5	* (30)	5,354,917.29	493,155	6,468,237	155,388	2.90	41.6
	12-2024	95-R2.5	* (7)	18,754,074.14	17,220,582	2,846,277	636,981	3.40	4.5
	06-2029	95-R2.5	* (7)	19,795,539.68	10,207,821	10,973,406	1,229,213	6.21	8.9
	06-2029	95-R2.5	* (7)	465.17	498	0	0	-	-
	06-2039	95-R2.5	* (7)	27,065,032.87	20,500,404	8,459,181	454,769	1.68	18.6
	06-2039	95-R2.5	* (7)	135,376.33	144,853	0	0	-	-
	06-2039	95-R2.5	* (7)	72,486,969.51	42,437,364	35,123,693	1,888,116	2.60	18.6
	06-2039	95-R2.5	* (7)	2,476,547.45	2,295,887	354,019	19,064	0.77	18.6
	06-2045	95-R2.5	* (11)	107,923,782.41	66,792,233	53,003,165	2,195,181	2.03	24.1
	06-2045	95-R2.5	* (11)	889,015.22	157,715	829,092	33,727	3.79	24.6
	06-2066	95-R2.5	* (11)	18,610,042.76	3,207,677	17,449,470	394,184	2.12	44.3
	06-2066	95-R2.5	* (11)	252,621.17	18,405	262,004	5,886	2.33	44.5
	06-2066	95-R2.5	* (5)	745,718.89	21,047	761,958	17,088	2.29	44.6
	<i>TOTAL ACCOUNT 311 - STRUCTURES AND IMPROVEMENTS</i>			274,490,102.89	163,497,641	136,530,502	7,029,597	2.56	19.4
311.20	STRUCTURES AND IMPROVEMENTS - RETIRED PLANT								
	12-2015	95-R2.5	* (10)	65,888.59	72,477	0	0	-	-
	12-2015	95-R2.5	* (10)	373.59	411	0	0	-	-
	12-2015	95-R2.5	* (10)	249.15	274	0	0	-	-
	12-2015	95-R2.5	* (10)	491.62	541	0	0	-	-
	12-2015	95-R2.5	* (10)	17,565.79	19,322	0	0	-	-
	12-2015	95-R2.5	* (10)	204,433.27	224,877	0	0	-	-
	12-2015	95-R2.5	* (10)	7,993,797.66	8,793,177	0	0	-	-
	<i>TOTAL ACCOUNT 311.2 - STRUCTURES AND IMPROVEMENTS - RETIRED PLANT</i>			8,282,799.67	9,111,079	0	0	-	-
312.00	BOILER PLANT EQUIPMENT								
	12-2024	57-R1	* (7)	184,942,673.71	58,284,730	139,603,931	31,484,371	17.02	4.4
	12-2024	57-R1	* (7)	16,811,976.82	9,504,810	8,484,005	1,919,445	11.42	4.4
	06-2029	57-R1	* (7)	212,884,170.98	44,545,536	183,240,527	20,964,158	9.85	8.7
	06-2029	57-R1	* (7)	113,357,088.47	12,857,330	108,434,755	12,350,537	10.90	8.8
	06-2039	57-R1	* (7)	315,305,719.18	81,467,868	255,909,252	14,447,980	4.58	17.7
	06-2039	57-R1	* (7)	149,926,264.34	13,435,495	146,985,608	8,189,657	5.46	17.9
	06-2039	57-R1	* (7)	750,135,462.96	153,552,408	649,092,537	36,424,039	4.86	17.8
	06-2039	57-R1	* (7)	195,689,043.08	25,457,009	183,930,267	10,328,183	5.28	17.8
	06-2045	57-R1	* (11)	325,309,086.38	92,670,973	268,422,113	11,993,637	3.69	22.4
	06-2045	57-R1	* (11)	68,153,675.06	30,812,888	44,837,691	2,055,200	3.02	21.8
	06-2066	57-R1	* (11)	286,919,491.14	28,314,449	290,166,186	7,523,198	2.62	38.6
	06-2066	57-R1	* (11)	15,352,427.57	3,948,518	13,092,677	346,489	2.26	37.8
	<i>TOTAL ACCOUNT 312 - BOILER PLANT EQUIPMENT</i>			2,634,787,079.69	554,852,014	2,292,199,549	158,026,894	6.00	14.5
312.10	BOILER PLANT EQUIPMENT - ASH PONDS								
	05-2021	100-S4	* 0	411,750.29	399,686	12,064	12,064	**	**
	09-2024	100-S4	* 0	4,846,362.74	4,469,130	377,233	91,112	**	**
	09-2023	100-S4	* 0	5,057,242.50	4,767,144	290,098	90,525	**	**
	<i>TOTAL ACCOUNT 312.1 - BOILER PLANT EQUIPMENT - ASH PONDS</i>			10,315,355.53	9,635,960	679,395	193,701	**	**
314.00	TURBOGENERATOR UNITS								
	12-2024	62-R2	* (7)	27,258,907.36	12,185,078	16,981,953	3,827,531	14.04	4.4
	06-2029	62-R2	* (7)	31,310,218.00	12,895,686	20,606,247	2,348,827	7.50	8.8
	06-2039	62-R2	* (7)	40,689,104.19	19,513,757	24,023,584	1,332,365	3.27	18.0
	06-2039	62-R2	* (7)	57,615,791.65	25,907,523	35,741,374	1,995,028	3.46	17.9
	06-2045	62-R2	* (11)	59,116,130.80	30,913,793	34,705,112	1,527,744	2.58	22.7
	06-2066	62-R2	* (11)	22,692,470.51	5,292,482	19,896,160	504,518	2.22	39.4
	<i>TOTAL ACCOUNT 314 - TURBOGENERATOR UNITS</i>			238,682,622.51	106,708,319	151,954,430	11,536,013	4.83	13.2

LOUISVILLE GAS AND ELECTRIC
ELECTRIC PLANT

TABLE 1. SUMMARY OF ESTIMATED SURVIVOR CURVES, NET SALVAGE PERCENT, ORIGINAL COST, BOOK DEPRECIATION RESERVE AND CALCULATED ANNUAL DEPRECIATION ACCRUAL RATES AS OF JUNE 30, 2020

ACCOUNT (1)	PROBABLE RETIREMENT DATE (2)	SURVIVOR CURVE (2)	NET SALVAGE PERCENT (3)	ORIGINAL COST (4)	BOOK DEPRECIATION RESERVE (5)	FUTURE ACCRUALS (6)	CALCULATED ANNUAL ACCRUAL AMOUNT (7)	CALCULATED ANNUAL ACCRUAL RATE (8)=(7)/(4)	COMPOSITE REMAINING LIFE (9)=(6)/(7)	
315.00	ACCESSORY ELECTRIC EQUIPMENT									
MILL CREEK UNIT 1	12-2024	70-R3	*	(7)	18,109,188.73	12,367,099	7,009,733	1,569,509	8.67	4.5
MILL CREEK UNIT 1 SCRUBBER	12-2024	70-R3	*	(7)	202,167.22	36,884	179,435	40,413	19.99	4.4
MILL CREEK UNIT 2	06-2029	70-R3	*	(7)	13,365,293.98	5,912,668	8,388,197	943,485	7.06	8.9
MILL CREEK UNIT 2 SCRUBBER	06-2029	70-R3	*	(7)	5,652,402.38	872,534	5,175,537	576,340	10.20	9.0
MILL CREEK UNIT 3	06-2039	70-R3	*	(7)	26,922,251.16	14,642,746	14,164,063	760,618	2.83	18.6
MILL CREEK UNIT 3 SCRUBBER	06-2039	70-R3	*	(7)	1,088,905.01	1,136,341	28,787	1,614	0.15	17.8
MILL CREEK UNIT 4	06-2039	70-R3	*	(7)	33,383,302.28	18,964,792	16,755,341	913,195	2.74	18.3
MILL CREEK UNIT 4 SCRUBBER	06-2039	70-R3	*	(7)	8,052,008.04	586,418	8,029,231	425,998	5.29	18.8
TRIMBLE COUNTY UNIT 1	06-2045	70-R3	*	(11)	65,490,511.95	32,377,733	40,316,735	1,691,051	2.58	23.8
TRIMBLE COUNTY UNIT 1 SCRUBBER	06-2045	70-R3	*	(11)	2,736,920.21	2,460,753	577,228	24,834	0.91	23.2
TRIMBLE COUNTY UNIT 2	06-2066	70-R3	*	(11)	11,108,163.38	2,103,255	10,226,806	236,028	2.12	43.3
<i>TOTAL ACCOUNT 315 - ACCESSORY ELECTRIC EQUIPMENT</i>					186,111,114.34	91,461,223	110,851,093	7,183,085	3.86	15.4
316.00	MISCELLANEOUS PLANT EQUIPMENT									
RIVERPORT DISTRIBUTION CENTER	06-2063	43-R2.5	*	(5)	1,930,485.14	128,442	1,898,567	52,510	2.72	36.2
MILL CREEK UNIT 1	12-2024	43-R2.5	*	(7)	719,267.87	511,529	258,088	61,082	8.49	4.2
MILL CREEK UNIT 2	06-2029	43-R2.5	*	(7)	74,667.78	25,237	54,658	6,174	8.27	8.9
MILL CREEK UNIT 3	06-2039	43-R2.5	*	(7)	770,586.25	318,387	506,140	27,472	3.57	18.4
MILL CREEK UNIT 4	06-2039	43-R2.5	*	(7)	11,951,532.18	4,161,773	8,626,366	493,619	4.13	17.5
MILL CREEK UNIT 4 SCRUBBER	06-2039	43-R2.5	*	(7)	43,211.57	44,422	1,814	101	0.23	18.0
TRIMBLE COUNTY UNIT 1	06-2045	43-R2.5	*	(11)	3,201,189.18	1,799,746	1,753,574	91,469	2.86	19.2
TRIMBLE COUNTY UNIT 2	06-2066	43-R2.5	*	(11)	4,082,818.23	421,769	4,110,159	116,250	2.85	35.4
<i>TOTAL ACCOUNT 316 - MISCELLANEOUS PLANT EQUIPMENT</i>					22,773,758.20	7,411,305	17,209,366	848,677	3.73	20.3
TOTAL STEAM PRODUCTION PLANT					3,375,442,832.83	942,677,541	2,709,424,335	184,817,967		
HYDROELECTRIC PRODUCTION PLANT										
331.00	STRUCTURES AND IMPROVEMENTS									
OHIO FALLS - NON-PROJECT	10-2045	95-R2	*	(2)	28,698.29	5,271	24,001	1,160	4.04	20.7
OHIO FALLS - PROJECT 289	10-2045	95-R2	*	(2)	5,637,542.61	2,687,314	3,062,979	132,282	2.35	23.2
<i>TOTAL ACCOUNT 331 - STRUCTURES AND IMPROVEMENTS</i>					5,666,240.90	2,692,585	3,086,980	133,442	2.36	23.1
332.00	RESERVOIRS, DAMS AND WATERWAYS									
OHIO FALLS - PROJECT 289	10-2045	90-R2.5	*	(2)	19,384,087.20	1,432,823	18,338,946	736,938	3.80	24.9
<i>TOTAL ACCOUNT 332 - RESERVOIRS, DAMS AND WATERWAYS</i>					19,384,087.20	1,432,823	18,338,946	736,938	3.80	24.9
333.00	WATER WHEELS, TURBINES AND GENERATORS									
OHIO FALLS - PROJECT 289	10-2045	80-R3	*	(2)	114,581,032.99	9,371,591	107,501,063	4,287,119	3.74	25.1
<i>TOTAL ACCOUNT 333 - WATER WHEELS, TURBINES AND GENERATORS</i>					114,581,032.99	9,371,591	107,501,063	4,287,119	3.74	25.1
334.00	ACCESSORY ELECTRIC EQUIPMENT									
OHIO FALLS - PROJECT 289	10-2045	80-R4	*	(2)	6,568,796.25	804,598	5,895,574	235,649	3.59	25.0
<i>TOTAL ACCOUNT 334 - ACCESSORY ELECTRIC EQUIPMENT</i>					6,568,796.25	804,598	5,895,574	235,649	3.59	25.0
335.00	MISCELLANEOUS POWER PLANT EQUIPMENT									
OHIO FALLS - NON-PROJECT	10-2045	70-R3	*	(2)	3,782.01	3,858	0	0	-	-
OHIO FALLS - PROJECT 289	10-2045	70-R3	*	(2)	179,682.14	112,362	70,914	2,840	1.58	25.0
<i>TOTAL ACCOUNT 335 - MISCELLANEOUS POWER PLANT EQUIPMENT</i>					183,464.15	116,220	70,914	2,840	1.55	25.0

LOUISVILLE GAS AND ELECTRIC
ELECTRIC PLANT

TABLE 1. SUMMARY OF ESTIMATED SURVIVOR CURVES, NET SALVAGE PERCENT, ORIGINAL COST, BOOK DEPRECIATION RESERVE AND CALCULATED ANNUAL DEPRECIATION ACCRUAL RATES AS OF JUNE 30, 2020

ACCOUNT (1)	PROBABLE RETIREMENT DATE (2)	SURVIVOR CURVE (2)	NET SALVAGE PERCENT (3)	ORIGINAL COST (4)	BOOK DEPRECIATION RESERVE (5)	FUTURE ACCRUALS (6)	CALCULATED ANNUAL		COMPOSITE REMAINING LIFE (9)=(6)/(7)	
							ACCRUAL AMOUNT (7)	ACCRUAL RATE (8)=(7)/(4)		
336.00										
ROADS, RAILROADS AND BRIDGES										
OHIO FALLS - PROJECT 289	10-2045	80-S4	*	(2)	12,119.47	3,131	9,231	859	7.09	10.7
<i>TOTAL ACCOUNT 336 - ROADS, RAILROADS AND BRIDGES</i>					12,119.47	3,131	9,231	859	7.09	10.7
TOTAL HYDROELECTRIC PRODUCTION PLANT					146,395,740.96	14,420,948	134,902,708	5,396,847		
OTHER PRODUCTION PLANT										
341.00										
STRUCTURES AND IMPROVEMENTS										
CANE RUN CC 7	06-2055	60-R4	*	(11)	17,709,450.89	5,687,392	13,970,098	425,404	2.40	32.8
ZORN AND RIVER ROAD GAS TURBINE	06-2021	60-R4	*	(9)	8,241.14	8,983	0	0	-	-
PADDY'S RUN GENERATOR 12	06-2025	60-R4	*	(6)	64,113.35	67,960	0	0	-	-
PADDY'S RUN GENERATOR 13	06-2041	60-R4	*	(6)	2,484,085.38	1,498,866	1,134,265	54,950	2.21	20.6
BROWN CT 5	06-2041	60-R4	*	(7)	1,171,970.07	519,967	734,041	35,391	3.02	20.7
BROWN CT 6	06-2039	60-R4	*	(7)	122,849.05	58,473	72,975	3,875	3.15	18.8
BROWN CT 7	06-2039	60-R4	*	(7)	144,356.29	98,102	56,359	3,015	2.09	18.7
BROWN SOLAR	06-2041	40-S3	*	(3)	923,945.85	135,806	815,858	39,300	4.25	20.8
TRIMBLE COUNTY CT 5	06-2042	60-R4	*	(9)	1,555,655.08	959,769	735,895	34,148	2.20	21.6
TRIMBLE COUNTY CT 6	06-2042	60-R4	*	(9)	1,467,923.89	908,073	691,964	32,123	2.19	21.5
TRIMBLE COUNTY CT 7	06-2044	60-R4	*	(9)	2,083,698.13	1,159,483	1,111,748	47,268	2.27	23.5
TRIMBLE COUNTY CT 8	06-2044	60-R4	*	(9)	2,075,526.50	1,154,935	1,107,389	47,083	2.27	23.5
TRIMBLE COUNTY CT 9	06-2044	60-R4	*	(9)	2,137,402.33	1,185,502	1,144,267	48,651	2.28	23.5
TRIMBLE COUNTY CT 10	06-2044	60-R4	*	(9)	2,525,013.22	1,217,180	1,535,084	64,998	2.57	23.6
SIMPSONVILLE SOLAR	06-2044	40-S3	*	(1)	629,097.75	22,187	613,202	25,808	4.10	23.8
<i>TOTAL ACCOUNT 341 - STRUCTURES AND IMPROVEMENTS</i>					35,103,328.92	14,682,678	23,723,145	862,014	2.46	27.5
341.20										
STRUCTURES AND IMPROVEMENTS - RETIRED PLANT										
CANE RUN GT 11	06-2018	60-R4	*	(10)	320,737.94	702,722	(349,910)	0	-	-
<i>TOTAL ACCOUNT 341.2 - STRUCTURES AND IMPROVEMENTS</i>					320,737.94	702,722	(349,910)	0	-	-
342.00										
FUEL HOLDERS, PRODUCERS AND ACCESSORIES										
CANE RUN CC 7	06-2055	55-R2.5	*	(11)	1,839,349.29	1,124,474	917,204	27,992	1.52	32.8
CANE RUN PIPELINE	06-2055	55-R2.5	*	(11)	6,602,221.07	932,146	6,396,319	195,307	2.96	32.8
ZORN AND RIVER ROAD GAS TURBINE	06-2021	55-R2.5	*	(9)	22,229.02	18,985	5,245	5,244	23.59	1.0
PADDY'S RUN GENERATOR 11	06-2025	55-R2.5	*	(6)	9,237.57	9,792	0	0	-	-
PADDY'S RUN GENERATOR 12	06-2025	55-R2.5	*	(6)	21,667.08	22,967	0	0	-	-
PADDY'S RUN GENERATOR 13	06-2041	55-R2.5	*	(6)	2,235,100.61	1,438,239	930,968	47,423	2.12	19.6
PADDY'S RUN CT PIPELINE	06-2041	55-R2.5	*	(6)	7,693,302.29	805,132	7,349,768	358,700	4.66	20.5
BROWN CT 5	06-2041	55-R2.5	*	(7)	846,906.63	523,513	382,677	19,415	2.29	19.7
BROWN CT 6	06-2039	55-R2.5	*	(7)	766,004.64	359,963	459,662	25,033	3.27	18.4
BROWN CT 7	06-2039	55-R2.5	*	(7)	483,544.93	191,869	325,524	17,595	3.64	18.5
TRIMBLE COUNTY CT 5	06-2042	55-R2.5	*	(9)	97,996.90	61,423	45,394	2,208	2.25	20.6
TRIMBLE COUNTY CT 6	06-2042	55-R2.5	*	(9)	97,861.58	61,343	45,326	2,205	2.25	20.6
TRIMBLE COUNTY CT PIPELINE	06-2044	55-R2.5	*	(9)	2,320,474.20	1,248,052	1,281,265	57,029	2.46	22.5
TRIMBLE COUNTY CT 7	06-2044	55-R2.5	*	(9)	338,423.07	191,069	177,812	7,938	2.35	22.4
TRIMBLE COUNTY CT 8	06-2044	55-R2.5	*	(9)	337,096.18	190,320	177,115	7,907	2.35	22.4
TRIMBLE COUNTY CT 9	06-2044	55-R2.5	*	(9)	347,146.53	195,419	182,971	8,168	2.35	22.4
TRIMBLE COUNTY CT 10	06-2044	55-R2.5	*	(9)	446,520.02	210,439	276,268	12,188	2.73	22.7
<i>TOTAL ACCOUNT 342 - FUEL HOLDERS, PRODUCERS AND ACCESSORIES</i>					24,505,081.61	7,585,145	18,953,518	794,352	3.24	23.9
343.00										
PRIME MOVERS										
CANE RUN CC 7	06-2055	35-R1.5	*	(11)	75,865,135.10	6,219,820	77,990,480	2,853,705	3.76	27.3
PADDY'S RUN GENERATOR 13	06-2041	35-R1.5	*	(6)	22,150,177.60	11,598,914	11,880,274	699,969	3.16	17.0
BROWN CT 5	06-2041	35-R1.5	*	(7)	18,490,042.40	8,931,424	10,852,921	622,473	3.37	17.4
BROWN CT 6	06-2039	35-R1.5	*	(7)	24,101,915.33	9,086,454	16,702,595	1,019,141	4.23	16.4
BROWN CT 7	06-2039	35-R1.5	*	(7)	18,614,501.31	12,553,507	7,364,009	477,151	2.56	15.4

LOUISVILLE GAS AND ELECTRIC
ELECTRIC PLANT

TABLE 1. SUMMARY OF ESTIMATED SURVIVOR CURVES, NET SALVAGE PERCENT, ORIGINAL COST, BOOK DEPRECIATION RESERVE AND CALCULATED ANNUAL DEPRECIATION ACCRUAL RATES AS OF JUNE 30, 2020

ACCOUNT	PROBABLE RETIREMENT DATE	SURVIVOR CURVE	NET SALVAGE PERCENT	ORIGINAL COST	BOOK DEPRECIATION RESERVE	FUTURE ACCRUALS	CALCULATED ANNUAL		COMPOSITE REMAINING LIFE
							AMOUNT	RATE	
(1)	(2)	(2)	(3)	(4)	(5)	(6)	(7)	(8)=(7)/(4)	(9)=(6)/(7)
TRIMBLE COUNTY CT 5	06-2042	35-R1.5 *	(9)	15,882,516.99	8,183,620	9,128,324	509,880	3.21	17.9
TRIMBLE COUNTY CT 6	06-2042	35-R1.5 *	(9)	14,426,572.85	7,920,117	7,804,847	444,495	3.08	17.6
TRIMBLE COUNTY CT 7	06-2044	35-R1.5 *	(9)	15,680,731.51	7,430,542	9,661,455	502,336	3.20	19.2
TRIMBLE COUNTY CT 8	06-2044	35-R1.5 *	(9)	14,878,576.37	7,583,469	8,634,179	455,314	3.06	19.0
TRIMBLE COUNTY CT 9	06-2044	35-R1.5 *	(9)	14,832,484.85	7,676,771	8,490,637	447,597	3.02	19.0
TRIMBLE COUNTY CT 10	06-2044	35-R1.5 *	(9)	15,145,494.70	7,723,823	8,784,766	460,546	3.04	19.1
TOTAL ACCOUNT 343 - PRIME MOVERS				250,068,149.01	94,908,461	177,294,487	8,492,607	3.40	20.9
344.00	GENERATORS								
CANE RUN CC 7	06-2055	60-S3 *	(11)	17,526,759.72	2,929,662	16,525,041	479,293	2.73	34.5
ZORN AND RIVER ROAD GAS TURBINE	06-2021	60-S3 *	(9)	1,919,304.70	2,007,414	84,628	84,628	4.41	1.0
PADDY'S RUN GENERATOR 11	06-2025	60-S3 *	(6)	1,539,958.99	1,632,357	0	0	-	-
PADDY'S RUN GENERATOR 12	06-2025	60-S3 *	(6)	3,334,813.58	3,487,041	47,861	9,572	0.29	5.0
PADDY'S RUN GENERATOR 13	06-2041	60-S3 *	(6)	6,035,684.56	3,201,708	3,196,118	155,574	2.58	20.5
BROWN CT 5	06-2041	60-S3 *	(7)	3,448,727.25	1,987,837	1,702,301	82,743	2.40	20.6
BROWN CT 6	06-2039	60-S3 *	(7)	2,449,473.22	1,697,832	923,104	49,683	2.03	18.6
BROWN CT 7	06-2039	60-S3 *	(7)	2,508,210.18	1,535,095	1,148,690	61,585	2.46	18.7
BROWN SOLAR	06-2041	25-S2.5 *	(3)	8,363,103.36	1,570,182	7,043,814	387,236	4.63	18.2
TRIMBLE COUNTY CT 5	06-2042	60-S3 *	(9)	1,635,904.01	957,504	825,631	38,363	2.35	21.5
TRIMBLE COUNTY CT 6	06-2042	60-S3 *	(9)	1,595,963.67	919,277	820,323	38,120	2.39	21.5
TRIMBLE COUNTY CT 7	06-2044	60-S3 *	(9)	1,793,484.14	931,124	1,023,774	43,557	2.43	23.5
TRIMBLE COUNTY CT 8	06-2044	60-S3 *	(9)	1,783,864.62	925,864	1,018,548	43,335	2.43	23.5
TRIMBLE COUNTY CT 9	06-2044	60-S3 *	(9)	1,996,602.87	632,149	1,544,148	65,345	3.27	23.6
TRIMBLE COUNTY CT 10	06-2044	60-S3 *	(9)	1,911,732.95	964,992	1,118,797	47,530	2.49	23.5
SIMPSONVILLE SOLAR	06-2044	25-S2.5 *	(1)	485,487.42	18,738	471,604	22,059	4.54	21.4
OTHER SOLAR	06-2044	25-S2.5	(10)	57,651.55	4,983	58,434	2,541	4.41	23.0
TOTAL ACCOUNT 344 - GENERATORS				58,386,726.79	25,403,759	37,552,816	1,611,164	2.76	23.3
345.00	ACCESSORY ELECTRIC EQUIPMENT								
CANE RUN CC 7	06-2055	50-S2.5 *	(11)	6,857,165.05	940,092	6,671,361	201,160	2.93	33.2
ZORN AND RIVER ROAD GAS TURBINE	06-2021	50-S2.5 *	(9)	94,656.49	94,074	9,102	9,102	9.62	1.0
PADDY'S RUN GENERATOR 11	06-2025	50-S2.5 *	(6)	605,144.42	641,453	0	0	-	-
PADDY'S RUN GENERATOR 12	06-2025	50-S2.5 *	(6)	901,218.54	955,292	0	0	-	-
PADDY'S RUN GENERATOR 13	06-2041	50-S2.5 *	(6)	2,860,913.24	2,145,789	886,779	45,698	1.60	19.4
BROWN CT 5	06-2041	50-S2.5 *	(7)	2,602,373.29	1,731,621	1,052,918	54,517	2.09	19.3
BROWN CT 6	06-2039	50-S2.5 *	(7)	1,042,364.45	557,100	558,230	31,262	3.00	17.9
BROWN CT 7	06-2039	50-S2.5 *	(7)	1,130,650.06	676,711	533,085	29,584	2.62	18.0
BROWN SOLAR	06-2041	45-R2.5 *	(3)	285,072.02	60,416	233,208	11,522	4.04	20.2
TRIMBLE COUNTY CT 5	06-2042	50-S2.5 *	(9)	782,798.71	429,925	423,326	20,495	2.62	20.7
TRIMBLE COUNTY CT 6	06-2042	50-S2.5 *	(9)	1,709,376.03	957,679	905,541	44,335	2.59	20.4
TRIMBLE COUNTY CT 7	06-2044	50-S2.5 *	(9)	2,168,768.83	1,104,022	1,259,936	56,032	2.58	22.5
TRIMBLE COUNTY CT 8	06-2044	50-S2.5 *	(9)	1,943,746.28	1,057,509	1,061,174	47,651	2.45	22.3
TRIMBLE COUNTY CT 9	06-2044	50-S2.5 *	(9)	1,898,268.01	1,083,562	985,550	44,449	2.34	22.2
TRIMBLE COUNTY CT 10	06-2044	50-S2.5 *	(9)	6,214,267.18	2,578,739	4,194,812	184,134	2.96	22.8
SIMPSONVILLE SOLAR	06-2044	45-R2.5 *	(1)	259,439.84	471	261,563	11,304	4.36	23.1
OTHER SOLAR	06-2044	45-R2.5	(5)	27,319.98	2,233	26,453	613	2.24	43.2
TOTAL ACCOUNT 345 - ACCESSORY ELECTRIC EQUIPMENT				31,383,542.42	15,016,688	19,063,038	791,858	2.52	24.1
346.00	MISCELLANEOUS POWER PLANT EQUIPMENT								
CANE RUN CC 7	06-2055	55-R4 *	(11)	965,500.34	98,682	973,023	28,405	2.94	34.3
ZORN AND RIVER ROAD GAS TURBINE	06-2021	55-R4 *	(9)	9,488.39	10,342	0	0	-	-
PADDY'S RUN GENERATOR 11	06-2025	55-R4 *	(6)	9,494.38	10,064	0	0	-	-
PADDY'S RUN GENERATOR 13	06-2041	55-R4 *	(6)	1,299,351.17	837,181	540,131	26,525	2.04	20.4
BROWN CT 5	06-2041	55-R4 *	(7)	2,399,250.01	1,527,533	1,039,665	51,089	2.13	20.4
BROWN CT 6	06-2039	55-R4 *	(7)	32,755.71	15,853	19,196	1,022	3.12	18.8
BROWN CT 7	06-2039	55-R4 *	(7)	23,047.78	15,902	8,759	472	2.05	18.6
BROWN SOLAR	06-2041	40-R2.5 *	(3)	271,849.13	41,447	238,558	11,910	4.38	20.0

LOUISVILLE GAS AND ELECTRIC
ELECTRIC PLANT

TABLE 1. SUMMARY OF ESTIMATED SURVIVOR CURVES, NET SALVAGE PERCENT, ORIGINAL COST, BOOK DEPRECIATION RESERVE AND CALCULATED ANNUAL DEPRECIATION ACCRUAL RATES AS OF JUNE 30, 2020

ACCOUNT (1)	PROBABLE RETIREMENT DATE (2)	SURVIVOR CURVE (2)	NET SALVAGE PERCENT (3)	ORIGINAL COST (4)	BOOK DEPRECIATION RESERVE (5)	FUTURE ACCRUALS (6)	CALCULATED ANNUAL ACCRUAL AMOUNT (7)	CALCULATED ANNUAL ACCRUAL RATE (8)=(7)/(4)	COMPOSITE REMAINING LIFE (9)=(6)/(7)
TRIMBLE COUNTY CT 5	06-2042	55-R4	*	14,528.92	8,552	7,285	338	2.33	21.6
TRIMBLE COUNTY CT 7	06-2044	55-R4	*	5,204.51	2,856	2,817	121	2.32	23.3
TRIMBLE COUNTY CT 8	06-2044	55-R4	*	5,182.59	2,846	2,803	120	2.32	23.4
TRIMBLE COUNTY CT 9	06-2044	55-R4	*	5,328.44	2,914	2,894	124	2.33	23.3
TRIMBLE COUNTY CT 10	06-2044	55-R4	*	25,332.91	11,293	16,320	690	2.72	23.7
SIMPSONVILLE SOLAR	06-2044	40-R2.5	*	23,884.71	42	24,082	1,051	4.40	22.9
TOTAL ACCOUNT 346 - MISCELLANEOUS POWER PLANT EQUIPMENT				5,090,198.99	2,585,507	2,875,533	121,867	2.39	23.6
TOTAL OTHER PRODUCTION PLANT				404,857,765.68	160,884,960	279,112,627	12,673,862		
TRANSMISSION PLANT									
350.10	LAND RIGHTS	75-R4	0	8,587,652.59	3,451,956	5,135,697	88,034	1.03	58.3
352.10	STRUCTURES AND IMPROVEMENTS	65-R2	(10)	17,711,716.57	3,123,122	16,359,766	286,026	1.61	57.2
353.10	STATION EQUIPMENT	60-R1.5	(20)	241,021,510.79	69,305,796	219,920,017	4,578,555	1.90	48.0
354.00	TOWERS AND FIXTURES	75-R4	(50)	46,357,266.29	26,836,169	42,699,730	803,533	1.73	53.1
355.00	POLES AND FIXTURES	60-R2	(80)	110,324,935.37	32,689,831	165,895,053	3,329,646	3.02	49.8
356.00	OVERHEAD CONDUCTORS AND DEVICES	60-R2	(80)	66,339,615.71	33,160,077	86,251,231	2,006,613	3.02	43.0
357.00	UNDERGROUND CONDUIT	55-S3	(5)	1,941,041.52	816,786	1,221,308	35,479	1.83	34.4
358.00	UNDERGROUND CONDUCTORS AND DEVICES	50-R3	(25)	8,498,390.55	3,863,114	6,759,874	188,964	2.22	35.8
TOTAL TRANSMISSION PLANT				500,782,129.39	173,246,851	544,242,676	11,316,850		
DISTRIBUTION PLANT									
361.00	STRUCTURES AND IMPROVEMENTS	50-S0.5	(10)	13,041,368.08	2,769,464	11,576,041	266,957	2.05	43.4
362.00	STATION EQUIPMENT	52-R1	(20)	173,230,369.53	51,099,222	156,777,221	3,732,552	2.15	42.0
364.00	POLES, TOWERS, AND FIXTURES	56-R1.5	(80)	228,410,066.57	83,029,849	328,108,271	7,428,918	3.25	44.2
365.00	OVERHEAD CONDUCTORS AND DEVICES	52-R1.5	(75)	386,329,715.56	128,288,230	547,788,772	13,528,016	3.50	40.5
366.00	UNDERGROUND CONDUIT	75-S4	(40)	87,504,927.78	34,647,325	87,859,574	1,602,807	1.83	54.8
367.00	UNDERGROUND CONDUCTORS AND DEVICES	58-R3	(50)	333,589,705.55	70,592,216	429,792,342	9,120,074	2.73	47.1
368.00	LINE TRANSFORMERS	47-R3	(10)	176,505,726.13	84,947,418	109,208,881	3,360,469	1.90	32.5
369.10	SERVICES - UNDERGROUND	47-S2	(50)	14,185,196.77	2,344,063	18,933,732	545,319	3.84	34.7
369.20	SERVICES - OVERHEAD	65-R2.5	(100)	25,472,004.34	25,298,766	25,645,243	610,880	2.40	42.0
370.00	METERS	37-R1.5	0	35,023,647.23	20,786,098	14,237,549	1,681,177	4.80	8.5
370.01	METERS - AMS	15-S0.5	0	3,015,016.72	532,466	2,482,551	229,514	7.61	10.8
370.11	METERS - AMI	15-S2.5	0	74,083.26	4,193	69,890	5,022	6.78	13.9
370.20	METERS - CT AND PT	18-S3	0	5,927,405.09	4,157,619	1,769,786	715,755	12.08	2.5
371.01	INSTALLATIONS ON CUSTOMERS' PREMISES - EV CHARGING STATIONS	10-S3	0	176,161.49	16,836	159,325	17,703	10.05	9.0
373.10	STREET LIGHTING AND SIGNAL SYSTEMS - OVERHEAD	35-R1.5	(40)	62,567,712.69	16,677,013	70,917,785	2,723,718	4.35	26.0
373.20	STREET LIGHTING AND SIGNAL SYSTEMS - UNDERGROUND	35-R1.5	(40)	65,410,717.45	32,499,115	59,075,889	2,582,102	3.95	22.9
TOTAL DISTRIBUTION PLANT				1,610,463,824.24	557,689,893	1,864,402,852	48,150,983		
GENERAL PLANT									
392.00	TRANSPORTATION EQUIPMENT - CARS AND LIGHT TRUCKS	14-S2	0	1,277,271.74	654,214	623,058	66,459	5.20	9.4
392.10	TRANSPORTATION EQUIPMENT - HEAVY TRUCKS AND OTHER	13-R2	0	6,998,415.75	2,571,639	4,426,777	460,741	6.58	9.6
392.20	TRANSPORTATION EQUIPMENT - TRAILERS	23-S2.5	0	390,801.16	3,038	387,763	25,511	6.53	15.2
394.00	TOOLS, SHOP AND GARAGE EQUIPMENT	25-SQ	0	7,159,842.53	3,029,764	4,130,079	279,884	3.91	14.8
396.10	POWER OPERATED EQUIPMENT - LARGE MACHINERY	22-S1	0	2,322,061.60	1,278,425	1,043,637	55,442	2.39	18.8
396.20	POWER OPERATED EQUIPMENT - OTHER	23-S1	0	196,248.24	123,493	72,755	4,775	2.43	15.2
397.20	COMMUNICATION EQUIPMENT - DSM	10-SQ	0	6,804,139.35	4,603,782	2,200,357	1,100,106	16.17	2.0
TOTAL GENERAL PLANT				25,148,780.37	12,264,355	12,884,426	1,992,918		
TOTAL DEPRECIABLE PLANT				6,063,091,073.47	1,861,184,548	5,544,969,624	264,349,427		

LOUISVILLE GAS AND ELECTRIC
ELECTRIC PLANTTABLE 1. SUMMARY OF ESTIMATED SURVIVOR CURVES, NET SALVAGE PERCENT, ORIGINAL COST, BOOK DEPRECIATION RESERVE AND
CALCULATED ANNUAL DEPRECIATION ACCRUAL RATES AS OF JUNE 30, 2020

ACCOUNT	PROBABLE RETIREMENT DATE	SURVIVOR CURVE	NET SALVAGE PERCENT	ORIGINAL COST	BOOK DEPRECIATION RESERVE	FUTURE ACCRUALS	CALCULATED ANNUAL		COMPOSITE REMAINING LIFE
							ACCURAL AMOUNT	ACCURAL RATE	
(1)	(2)	(2)	(3)	(4)	(5)	(6)	(7)	(8)=(7)/(4)	(9)=(6)/(7)
NONDEPRECIABLE PLANT									
301.00	ORGANIZATION			2,240.29					
310.20	LAND			10,220,199.63					
310.26	LAND - ECR 2011			360,851.26					
317.07	ARO STEAM PRODUCTION (EQUIPMENT)			11,122,918.63	3,037,955				
317.08	ARO STEAM PRODUCTION (CCR)			49,105,299.46	38,876,592				
330.20	LAND			6.50					
337.07	ARO HYDRAULIC PRODUCTION			289,910.63	32,209				
340.20	LAND			406,526.20					
347.05	ARO OTHER PRODUCTION (L/B)			15,555.48	7,683				
347.07	ARO OTHER PRODUCTION (EQUIPMENT)			96,428.56	20,029				
350.20	LAND			2,556,362.69					
359.15	ARO TRANSMISSION (L/B)			76,221.28	2,549				
359.17	ARO TRANSMISSION (EQUIPMENT)			122,340.23	47,993				
360.20	LAND			4,117,062.41					
374.05	ARO DISTRIBUTION (L/B)			129,242.11	48,370				
374.07	ARO DISTRIBUTION (EQUIPMENT)			47,995.12	13,272				
	TOTAL NONDEPRECIABLE PLANT			78,669,160.48	42,086,652				
	TOTAL ELECTRIC PLANT			6,141,760,233.95	1,903,271,200	5,544,969,624	264,349,427		

* LIFE SPAN PROCEDURE IS USED. CURVE SHOWN IS INTERIM SURVIVOR CURVE

** ANNUAL DEPRECIATION EXPENSE SHOWN WILL BE BOOKED UNTIL JULY 1, 2021, THEN THE FOLLOWING RATE WILL BE APPLIED UNTIL THE END OF THE LIFE FOR THE ASH POND

ASH POND LOCATION	RATE
MILL CREEK UNIT 1 ASH POND	0.00
TRIMBLE COUNTY UNIT 1 ASH POND	1.79
TRIMBLE COUNTY UNIT 2 ASH POND	1.72

LOUISVILLE GAS AND ELECTRIC
GAS PLANTTABLE 2. SUMMARY OF ESTIMATED SURVIVOR CURVES, NET SALVAGE, ORIGINAL COST, BOOK DEPRECIATION RESERVE AND
CALCULATED ANNUAL DEPRECIATION RATES AS OF JUNE 30, 2020

ACCOUNT (1)	SURVIVOR CURVE (2)	NET SALVAGE PERCENT (3)	ORIGINAL COST (4)	BOOK DEPRECIATION RESERVE (5)	FUTURE ACCRUALS (6)	CALCULATED ANNUAL		COMPOSITE REMAINING LIFE (9)=(6)/(7)	
						ACCRUAL AMOUNT (7)	ACCRUAL RATE (8)=(7)/(4)		
DEPRECIABLE PLANT									
INTANGIBLE PLANT									
302.00	FRANCHISES AND CONSENTS	20-SQ	0	387.49	329	58	46	11.87	1.3
TOTAL INTANGIBLE PLANT				387.49	329	58	46		
PRODUCTION PLANT									
350.20	RIGHTS OF WAY	65-R4	0	101,212.49	71,823	29,389	554	0.55	53.0
351.20	COMPRESSOR STATION STRUCTURES	60-R2.5	(20)	10,661,701.18	1,998,541	10,795,500	210,995	1.98	51.2
351.30	MEASURING AND REGULATING STATION STRUCTURES	65-R3	(5)	33,043.05	17,428	17,267	311	0.94	55.5
351.40	OTHER STRUCTURES	65-R2.5	(20)	7,456,402.54	1,269,470	7,678,213	135,132	1.81	56.8
352.10	STORAGE LEASEHOLDS AND RIGHTS	75-R4	0	548,241.14	548,241	0	0	-	-
352.20	RESERVOIRS	65-R4	0	400,511.40	400,511	0	0	-	-
352.30	NONRECOVERABLE NATURAL GAS	50-SQ	0	9,648,855.00	8,531,757	1,117,098	73,252	0.76	15.3
352.40	WELL DRILLING	65-R2.5	(50)	5,843,091.23	1,625,458	7,139,179	163,256	2.79	43.7
352.50	WELL EQUIPMENT	45-R0.5	(50)	16,339,761.29	1,585,810	22,923,832	639,442	3.91	35.8
353.00	LINES	50-R2	(20)	28,179,530.21	10,055,203	23,760,233	606,950	2.15	39.1
354.00	COMPRESSOR STATION EQUIPMENT	45-R1.5	(15)	67,101,600.61	11,327,315	65,839,526	1,705,668	2.54	38.6
355.00	MEASURING AND REGULATING EQUIPMENT	45-S0	(20)	2,738,629.03	441,124	2,845,231	72,925	2.66	39.0
356.00	PURIFICATION EQUIPMENT	49-R2	(30)	27,989,048.00	7,380,361	29,005,401	715,616	2.56	40.5
357.00	OTHER EQUIPMENT	47-R2	(10)	4,967,137.16	823,728	4,640,123	116,840	2.35	39.7
TOTAL PRODUCTION PLANT				182,008,764.33	46,076,770	175,790,992	4,440,941	2.44	39.6
TRANSMISSION PLANT									
365.20	RIGHTS OF WAY	75-R4	0	220,659.05	211,882	8,777	247	0.11	35.5
367.00	MAINS	65-R2.5	(40)	60,204,782.68	14,420,032	69,866,664	1,329,465	2.21	52.6
TOTAL TRANSMISSION PLANT				60,425,441.73	14,631,914	69,875,441	1,329,712	2.20	52.5
DISTRIBUTION PLANT									
374.22	OTHER DISTRIBUTION LAND RIGHTS	75-S3	0	74,018.23	74,018	0	0	-	-
375.10	STRUCTURES AND IMPROVEMENTS - CITY GATE STATION	50-R3	(20)	519,543.44	113,048	510,404	14,437	2.78	35.4
375.20	STRUCTURES AND IMPROVEMENTS - OTHER DISTRIBUTION	42-L1.5	(20)	765,267.96	352,566	565,756	18,878	2.47	30.0
376.00	MAINS	67-R2.5	(40)	443,944,388.29	150,266,657	471,255,487	9,180,586	2.07	51.3
378.00	MEASURING AND REGULATING STATION EQUIPMENT - GENERAL	43-S0	(20)	30,245,523.95	2,928,855	33,365,774	930,687	3.08	35.9
379.00	MEASURING AND REGULATING STATION EQUIPMENT - CITY GATE	37-S0	(40)	13,757,154.12	1,546,565	17,713,451	593,727	4.32	29.8
380.00	SERVICES	46-S0	(55)	449,459,091.83	141,009,250	555,652,342	14,259,475	3.17	39.0
381.00	METERS	26-R2.5	(10)	64,031,905.62	14,714,042	55,721,054	3,368,120	5.26	16.5
383.00	HOUSE REGULATORS	31-S1.5	(10)	27,563,936.65	7,992,049	22,328,281	1,039,520	3.77	21.5
385.00	INDUSTRIAL MEASURING AND REGULATING STATION EQUIPMENT	45-S1.5	(5)	1,181,462.74	228,237	1,012,299	28,136	2.38	36.0
387.00	OTHER EQUIPMENT	42-R2.5	0	51,112.34	31,137	19,975	836	1.64	23.9
TOTAL DISTRIBUTION PLANT				1,031,593,405.17	319,256,424	1,158,144,823	29,434,402	2.85	39.3

LOUISVILLE GAS AND ELECTRIC
GAS PLANTTABLE 2. SUMMARY OF ESTIMATED SURVIVOR CURVES, NET SALVAGE, ORIGINAL COST, BOOK DEPRECIATION RESERVE AND
CALCULATED ANNUAL DEPRECIATION RATES AS OF JUNE 30, 2020

ACCOUNT (1)	SURVIVOR CURVE (2)	NET SALVAGE PERCENT (3)	ORIGINAL COST (4)	BOOK DEPRECIATION RESERVE (5)	FUTURE ACCRUALS (6)	CALCULATED ANNUAL		COMPOSITE REMAINING LIFE (9)=(6)/(7)	
						ACCRUAL AMOUNT (7)	ACCRUAL RATE (8)=(7)/(4)		
GENERAL PLANT									
392.00	TRANSPORTATION EQUIPMENT - CARS AND LIGHT TRUCKS	10-S2	0	87,402.64	24,371	63,032	10,394	11.89	6.1
392.10	TRANSPORTATION EQUIPMENT - HEAVY TRUCKS AND OTHER	11-L3	0	1,286,045.28	669,643	616,402	111,860	8.70	5.5
392.20	TRANSPORTATION EQUIPMENT - TRAILERS	17-S2	0	719,020.36	238,794	480,226	46,307	6.44	10.4
394.00	TOOLS, SHOP, AND GARAGE EQUIPMENT	25-SQ	0	8,021,468.81	3,033,641	4,987,828	291,463	3.63	17.1
396.10	POWER OPERATED EQUIPMENT - HOURLY RATED	15-L2.5	0	4,474,881.12	1,839,143	2,635,738	230,955	5.16	11.4
396.20	POWER OPERATED EQUIPMENT - OTHER	24-L1.5	0	426,114.76	146,077	280,038	13,690	3.21	20.5
TOTAL GENERAL PLANT				15,014,932.97	5,951,669	9,063,264	704,669	4.69	12.9
TOTAL DEPRECIABLE PLANT				1,289,042,931.69	385,917,106	1,412,874,578	35,909,770	2.79	39.3
NONDEPRECIABLE PLANT									
350.10	LAND			250,794.93					
374.12	LAND			60,478.68					
374.13	LAND			584,511.54					
TOTAL NONDEPRECIABLE PLANT				895,785.15					
TOTAL GAS PLANT				1,289,938,716.84	385,917,106	1,412,874,578	35,909,770		

KENTUCKY UTILITIES COMPANY

TABLE 1. SUMMARY OF ESTIMATED SURVIVOR CURVES, NET SALVAGE PERCENT, ORIGINAL COST, BOOK DEPRECIATION RESERVE AND CALCULATED ANNUAL DEPRECIATION ACCRUAL RATES BY COMPONENT AS OF JUNE 30, 2020

ACCOUNT (1)	PROBABLE RETIREMENT DATE (2)	SURVIVOR CURVE (3)	NET SALVAGE PERCENT (4)	ORIGINAL COST (5)	BOOK DEPRECIATION RESERVE (6)	FUTURE ACCRUALS (7)	CALCULATED ANNUAL ACCRUAL AMOUNT (8)	CALCULATED ANNUAL ACCRUAL RATE (9)=(8)/(5)	CAPITAL RECOVERY RATE (10)	COST OF REMOVAL RATE (11)	GROSS SALVAGE RATE (12)
DEPRECIABLE PLANT											
INTANGIBLE PLANT											
302.00		FRANCHISES AND CONSENTS	20-SQ	0	55,918.83	74,420	(18,501)	0	-	0.00	0.00
303.00		MISCELLANEOUS INTANGIBLE PLANT	5-SQ	0	70,591,537.77	34,072,312	36,519,226	13,014,522	18.44	18.44	0.00
303.10	12-2027	CCS SOFTWARE	SQUARE	*	0	18,744,842.88	8,088,610	10,656,233	1,438,900	7.68	7.68
TOTAL INTANGIBLE PLANT					89,392,299.48	42,235,342	47,156,958	14,453,422			
STEAM PRODUCTION PLANT											
311.00		STRUCTURES AND IMPROVEMENTS									
	06-2066	TRIMBLE COUNTY UNIT 2	100-R2.5	*	(13)	96,921,494.51	21,944,531	87,576,758	1,998,511	2.06	1.82
	06-2066	TRIMBLE COUNTY UNIT 2 SCRUBBER	100-R2.5	*	(13)	5,781,870.34	3,419,962	3,113,551	72,814	1.26	1.12
	06-2066	TRIMBLE COUNTY TRAINING CENTER	100-R2.5	*	(5)	1,284,344.25	32,559	1,316,002	29,433	2.29	2.18
	06-2040	SYSTEM LABORATORY	100-R2.5	*	(1)	1,177,261.48	773,273	415,761	21,100	1.79	1.77
	02-2019	BROWN UNIT 1	100-R2.5	*	(4)	3,975,675.61	4,134,703	0	0	-	0.00
	02-2019	BROWN UNIT 2	100-R2.5	*	(4)	2,294,022.73	2,385,784	0	0	-	0.00
	06-2029	BROWN UNIT 3	100-R2.5	*	(4)	29,535,741.97	16,392,923	14,324,249	1,601,513	5.42	5.21
	06-2029	BROWN UNIT 1, 2 AND 3 SCRUBBER	100-R2.5	*	(4)	45,553,346.69	17,738,141	29,637,340	3,304,050	7.25	6.97
	06-2034	GHEINT UNIT 1 SCRUBBER	100-R2.5	*	(7)	8,491,198.64	6,589,785	2,495,798	180,288	2.12	1.98
	06-2034	GHEINT UNIT 1	100-R2.5	*	(7)	22,056,975.37	10,737,142	12,863,822	934,948	4.24	3.96
	06-2034	GHEINT UNIT 2	100-R2.5	*	(7)	17,043,478.80	9,583,870	8,652,652	631,221	3.70	3.46
	06-2037	GHEINT UNIT 3	100-R2.5	*	(7)	52,344,490.99	32,350,874	23,657,731	1,416,754	2.71	2.53
	06-2037	GHEINT UNIT 4	100-R2.5	*	(7)	47,120,498.40	18,031,143	32,387,790	1,928,570	4.09	3.82
	06-2034	GHEINT UNIT 2 SCRUBBER	100-R2.5	*	(7)	15,622,909.76	11,673,583	5,042,930	364,901	2.34	2.19
TOTAL ACCOUNT 311 - STRUCTURES AND IMPROVEMENTS					349,203,309.54	155,788,273	221,484,384	12,484,103	3.58		
311.20		STRUCTURES AND IMPROVEMENTS - RETIRED PLANT									
	12-2015	TYRONE UNIT 3	100-R2.5	*	(10)	317,310.98	349,042	0	0	-	0.00
	12-2015	TYRONE UNITS 1 AND 2	100-R2.5	*	(10)	83,735.68	92,109	0	0	-	0.00
	12-2015	GREEN RIVER UNIT 3	100-R2.5	*	(10)	563,915.84	620,307	0	0	-	0.00
	12-2015	GREEN RIVER UNIT 4	100-R2.5	*	(10)	686,823.69	755,506	0	0	-	0.00
	12-2015	GREEN RIVER UNITS 1 AND 2	100-R2.5	*	(10)	480,446.20	528,491	0	0	-	0.00
	12-2015	PINEVILLE UNIT 3	100-R2.5	*	(10)	21,029.71	23,133	0	0	-	0.00
TOTAL ACCOUNT 311.2 - STRUCTURES AND IMPROVEMENTS - RETIRED PLANT					2,153,262.10	2,368,588	0	0	-		
312.00		BOILER PLANT EQUIPMENT									
	06-2066	TRIMBLE COUNTY UNIT 2	65-R1.5	*	(13)	685,667,780.85	129,987,925	644,816,667	16,019,092	2.34	2.07
	06-2066	TRIMBLE COUNTY UNIT 2 SCRUBBER	65-R1.5	*	(13)	73,202,109.88	23,493,665	59,224,719	1,496,343	2.04	1.81
	02-2019	BROWN UNIT 1	65-R1.5	*	(4)	7,916,857.07	8,233,531	0	0	-	0.00
	02-2019	BROWN UNIT 2	65-R1.5	*	(4)	1,476,288.33	1,535,340	0	0	-	0.00
	06-2029	BROWN UNIT 3	65-R1.5	*	(4)	475,691,478.30	112,434,187	382,284,950	43,296,634	9.10	8.75
	06-2029	BROWN UNIT 1, 2 AND 3 SCRUBBER	65-R1.5	*	(4)	335,830,028.21	110,279,694	238,983,535	27,009,353	8.04	7.73
	06-2034	GHEINT UNIT 1 SCRUBBER	65-R1.5	*	(7)	140,930,830.94	71,240,328	79,555,661	5,851,309	4.15	3.88
	06-2034	GHEINT UNIT 1	65-R1.5	*	(7)	369,600,397.57	124,256,311	271,216,114	20,012,935	5.41	5.06
	06-2034	GHEINT UNIT 2	65-R1.5	*	(7)	279,599,047.73	86,888,301	212,282,680	15,702,155	5.62	5.25
	06-2037	GHEINT UNIT 3	65-R1.5	*	(7)	446,413,638.44	198,136,005	279,526,588	17,226,482	3.86	3.61
	06-2037	GHEINT UNIT 4	65-R1.5	*	(7)	935,918,754.51	213,147,201	788,285,866	48,124,481	5.14	4.80
	06-2034	GHEINT UNIT 2 SCRUBBER	65-R1.5	*	(7)	71,576,383.69	65,165,290	11,421,441	840,470	1.17	1.09
	06-2037	GHEINT UNIT 3 SCRUBBER	65-R1.5	*	(7)	120,240,144.85	47,910,875	80,746,080	4,943,581	4.11	3.84
	06-2037	GHEINT UNIT 4 SCRUBBER	65-R1.5	*	(7)	255,524,659.98	111,014,196	162,397,190	9,894,872	3.87	3.62
TOTAL ACCOUNT 312 - BOILER PLANT EQUIPMENT					4,199,588,400.35	1,303,722,849	3,210,741,491	210,417,707	5.01		
312.10		BOILER PLANT EQUIPMENT - ASH PONDS									
	09-2024	TRIMBLE COUNTY UNIT 2 - BOTTOM ASH	100-S4	*	0	4,473,565.59	4,107,270	366,296	41,157	**	0.00
	09-2023	TRIMBLE COUNTY UNIT 2 - GYPSUM ASH	100-S4	*	0	4,610,665.23	4,339,188	271,477	42,418	**	0.00
	10-2020	BROWN UNIT 1	100-S4	*	0	13,208,176.67	13,150,171	58,006	173,027	**	0.00
	11-2021	BROWN UNIT 3	100-S4	*	0	19,802,080.26	18,784,748	1,017,332	813,866	**	0.00
	12-2021	GHEINT UNIT 1	100-S4	*	0	2,100,620.94	2,096,829	3,792	1,681	**	0.00
	09-2024	GHEINT UNIT 4	100-S4	*	0	32,692,663.87	27,811,650	4,881,014	876,163	**	0.00
	12-2021	GHEINT UNIT 2 SCRUBBER	100-S4	*	0	1,901,133.18	1,901,133	0	0	-	0.00
TOTAL ACCOUNT 312.1 - BOILER PLANT EQUIPMENT - ASH PONDS					78,788,905.74	72,190,989	6,597,917	1,948,312	**		

KENTUCKY UTILITIES COMPANY

TABLE 1. SUMMARY OF ESTIMATED SURVIVOR CURVES, NET SALVAGE PERCENT, ORIGINAL COST, BOOK DEPRECIATION RESERVE AND CALCULATED ANNUAL DEPRECIATION ACCRUAL RATES BY COMPONENT AS OF JUNE 30, 2020

ACCOUNT (1)	PROBABLE RETIREMENT DATE (2)	SURVIVOR CURVE (3)	NET SALVAGE PERCENT (4)	ORIGINAL COST (5)	BOOK DEPRECIATION RESERVE (6)	FUTURE ACCRUALS (7)	CALCULATED ANNUAL ACCRUAL AMOUNT (8)	CALCULATED ANNUAL ACCRUAL RATE (9)=(8)/(5)	CAPITAL RECOVERY RATE (10)	COST OF REMOVAL RATE (11)	GROSS SALVAGE RATE (12)
314.00	TURBOGENERATOR UNITS										
TRIMBLE COUNTY UNIT 2	06-2066	60-R1.5	* (13)	92,095,706.20	23,537,987	80,530,161	2,081,582	2.26	2.00	0.30	(0.04)
BROWN UNIT 1	02-2019	60-R1.5	* (4)	250,130.24	260,135	0	0	-	0.00	0.00	0.00
BROWN UNIT 2	02-2019	60-R1.5	* (4)	393,782.15	409,533	0	0	-	0.00	0.00	0.00
BROWN UNIT 3	06-2029	60-R1.5	* (4)	51,368,471.06	10,926,704	42,496,506	4,854,676	9.45	9.09	0.55	(0.18)
GHENT UNIT 1	06-2034	60-R1.5	* (7)	43,274,490.39	24,793,360	21,510,345	1,609,887	3.72	3.48	0.31	(0.07)
GHENT UNIT 2	06-2034	60-R1.5	* (7)	37,337,160.32	21,733,856	18,216,906	1,380,867	3.70	3.46	0.31	(0.07)
GHENT UNIT 3	06-2037	60-R1.5	* (7)	52,603,066.50	23,815,317	32,469,964	2,036,341	3.87	3.62	0.33	(0.07)
GHENT UNIT 4	06-2037	60-R1.5	* (7)	59,246,409.64	37,713,454	25,680,204	1,632,207	2.75	2.57	0.23	(0.05)
TOTAL ACCOUNT 314 - TURBOGENERATOR UNITS				336,569,216.50	143,190,346	220,904,086	13,595,560	4.04			
315.00	ACCESSORY ELECTRIC EQUIPMENT										
TRIMBLE COUNTY UNIT 2	06-2066	70-R4	* (13)	46,199,255.43	11,452,971	40,752,188	938,759	2.03	1.80	0.25	(0.02)
TRIMBLE COUNTY UNIT 2 SCRUBBER	06-2066	70-R4	* (13)	1,415,469.10	848,756	750,724	19,987	1.41	1.25	0.17	(0.01)
BROWN UNIT 1	02-2019	70-R4	* (4)	3,252,466.89	3,382,566	0	0	-	0.00	0.00	0.00
BROWN UNIT 2	02-2019	70-R4	* (4)	573,582.12	596,525	0	0	-	0.00	0.00	0.00
BROWN UNIT 3	06-2029	70-R4	* (4)	16,028,996.37	7,224,123	9,446,033	1,057,032	6.59	6.34	0.32	(0.06)
BROWN UNIT 1, 2 AND 3 SCRUBBER	06-2029	70-R4	* (4)	29,324,457.10	10,389,867	20,107,568	2,234,174	7.62	7.33	0.37	(0.07)
GHENT UNIT 1 SCRUBBER	06-2034	70-R4	* (7)	12,223,379.51	6,951,331	6,127,685	438,368	3.59	3.36	0.27	(0.03)
GHENT UNIT 1	06-2034	70-R4	* (7)	13,719,112.62	8,795,425	5,884,026	426,215	3.11	2.91	0.23	(0.03)
GHENT UNIT 2	06-2034	70-R4	* (7)	21,943,434.37	11,522,428	11,957,047	863,812	3.94	3.68	0.29	(0.04)
GHENT UNIT 3	06-2037	70-R4	* (7)	33,509,060.03	26,572,938	9,281,756	565,558	1.69	1.58	0.13	(0.02)
GHENT UNIT 4	06-2037	70-R4	* (7)	52,634,601.80	22,253,545	34,065,479	2,028,460	3.85	3.60	0.29	(0.04)
GHENT UNIT 2 SCRUBBER	06-2034	70-R4	* (7)	951,198.87	383,184	634,599	45,362	4.77	4.46	0.36	(0.04)
GHENT UNIT 3 SCRUBBER	06-2037	70-R4	* (7)	12,041,998.28	5,575,078	7,309,860	431,224	3.58	3.35	0.27	(0.03)
GHENT UNIT 4 SCRUBBER	06-2037	70-R4	* (7)	15,148,041.55	5,031,760	11,176,644	658,612	4.35	4.07	0.33	(0.04)
TOTAL ACCOUNT 315 - ACCESSORY ELECTRIC EQUIPMENT				258,965,054.04	120,980,497	157,493,609	9,707,563	3.75			
316.00	MISCELLANEOUS POWER PLANT EQUIPMENT										
TRIMBLE COUNTY UNIT 2	06-2066	70-R1.5	* (13)	7,631,763.98	1,065,766	7,558,127	184,304	2.41	2.13	0.28	0.00
SYSTEM LABORATORY	06-2040	70-R1.5	* (1)	4,048,517.93	1,190,089	2,898,914	151,150	3.73	3.69	0.04	0.00
BROWN UNIT 1	02-2019	70-R1.5	* (4)	68,560.92	71,303	0	0	-	0.00	0.00	0.00
BROWN UNIT 2	02-2019	70-R1.5	* (4)	65,561.27	68,184	0	0	-	0.00	0.00	0.00
BROWN UNIT 3	06-2029	70-R1.5	* (4)	7,055,459.66	3,561,568	3,776,110	428,085	6.07	5.84	0.23	0.00
GHENT UNIT 1 SCRUBBER	06-2034	70-R1.5	* (7)	962,012.25	927,221	102,132	7,567	0.79	0.74	0.05	0.00
GHENT UNIT 1	06-2034	70-R1.5	* (7)	1,749,100.53	1,623,519	248,019	18,480	1.06	0.99	0.07	0.00
GHENT UNIT 2	06-2034	70-R1.5	* (7)	1,586,836.68	1,468,488	229,427	17,184	1.08	1.01	0.07	0.00
GHENT UNIT 3	06-2037	70-R1.5	* (7)	3,760,163.18	2,827,966	1,195,409	74,286	1.98	1.85	0.13	0.00
GHENT UNIT 4	06-2037	70-R1.5	* (7)	13,277,145.73	4,623,857	9,582,689	584,316	4.40	4.11	0.29	0.00
TOTAL ACCOUNT 316 - MISCELLANEOUS POWER PLANT EQUIPMENT				40,205,122.13	17,427,961	25,590,827	1,465,372	3.64			
TOTAL STEAM PRODUCTION PLANT				5,265,473,270.40	1,815,669,503	3,842,812,314	249,618,617				
HYDROELECTRIC PRODUCTION PLANT											
330.10	LAND RIGHTS										
DIX DAM	06-2041	100-S4	* 0	855,636.47	855,636	0	0	-	0.00	0.00	0.00
TOTAL ACCOUNT 330.1 - LAND RIGHTS				855,636.47	855,636	0	0	-			
331.00	STRUCTURES AND IMPROVEMENTS										
DIX DAM	06-2041	85-S2.5	* (2)	4,526,614.19	526,792	4,090,354	197,069	4.35	4.26	0.09	0.00
TOTAL ACCOUNT 331 - STRUCTURES AND IMPROVEMENTS				4,526,614.19	526,792	4,090,354	197,069	4.35			
332.00	RESERVOIRS, DAMS AND WATERWAYS										
DIX DAM	06-2041	110-S2.5	* (2)	21,884,444.86	10,603,722	11,718,412	565,007	2.58	2.53	0.05	0.00
TOTAL ACCOUNT 332 - RESERVOIRS, DAMS AND WATERWAYS				21,884,444.86	10,603,722	11,718,412	565,007	2.58			
333.00	WATER WHEELS, TURBINES AND GENERATORS										
DIX DAM	06-2041	75-R3	* (2)	14,046,741.58	3,202,719	11,124,957	536,028	3.82	3.75	0.07	0.00
TOTAL ACCOUNT 333 - WATER WHEELS, TURBINES AND GENERATORS				14,046,741.58	3,202,719	11,124,957	536,028	3.82			
334.00	ACCESSORY ELECTRIC EQUIPMENT										
DIX DAM	06-2041	40-L2.5	* (2)	1,360,647.15	384,781	1,003,079	52,460	3.86	3.78	0.08	0.00
TOTAL ACCOUNT 334 - ACCESSORY ELECTRIC EQUIPMENT				1,360,647.15	384,781	1,003,079	52,460	3.86			

KENTUCKY UTILITIES COMPANY

TABLE 1. SUMMARY OF ESTIMATED SURVIVOR CURVES, NET SALVAGE PERCENT, ORIGINAL COST, BOOK DEPRECIATION RESERVE AND CALCULATED ANNUAL DEPRECIATION ACCRUAL RATES BY COMPONENT AS OF JUNE 30, 2020

ACCOUNT (1)	PROBABLE RETIREMENT DATE (2)	SURVIVOR CURVE (3)	NET SALVAGE PERCENT (4)	ORIGINAL COST (5)	BOOK DEPRECIATION RESERVE (6)	FUTURE ACCRUALS (7)	CALCULATED ANNUAL ACCRUAL AMOUNT (8)	CALCULATED ANNUAL ACCRUAL RATE (9)=(8)/(5)	CAPITAL RECOVERY RATE (10)	COST OF REMOVAL RATE (11)	GROSS SALVAGE RATE (12)	
335.00	MISCELLANEOUS POWER PLANT EQUIPMENT DIX DAM	06-2041	45-S0 *	(2)	329,374.18	174,515	161,447	9,653	2.93	2.87	0.06	0.00
	<i>TOTAL ACCOUNT 335 - MISCELLANEOUS POWER PLANT EQUIPMENT</i>				329,374.18	174,515	161,447	9,653	2.93			
336.00	ROADS, RAILROADS AND BRIDGES DIX DAM	06-2041	65-R4 *	(2)	198,899.83	65,363	137,515	6,773	3.41	3.34	0.07	0.00
	<i>TOTAL ACCOUNT 336 - ROADS, RAILROADS AND BRIDGES</i>				198,899.83	65,363	137,515	6,773	3.41			
	TOTAL HYDROELECTRIC PRODUCTION PLANT				43,202,358.26	15,813,528	28,235,764	1,366,990				
	OTHER PRODUCTION PLANT											
340.10	LAND RIGHTS BROWN CT PIPELINE	06-2041	SQUARE *	0	176,409.31	134,050	42,359	2,018	1.14	1.14	0.00	0.00
	<i>TOTAL ACCOUNT 340.1 - LAND RIGHTS</i>				176,409.31	134,050	42,359	2,018	1.14			
341.00	STRUCTURES AND IMPROVEMENTS											
	CANE RUN CC 7	06-2055	55-R2.5 *	(10)	50,851,902.40	6,863,332	49,073,761	1,497,327	2.94	2.67	0.27	0.00
	TRIMBLE COUNTY CT 5	06-2042	55-R2.5 *	(8)	3,740,231.32	2,357,163	1,682,287	81,800	2.19	2.03	0.16	0.00
	TRIMBLE COUNTY CT 6	06-2042	55-R2.5 *	(8)	3,588,684.24	2,265,113	1,610,666	78,373	2.18	2.02	0.16	0.00
	TRIMBLE COUNTY CT 7	06-2044	55-R2.5 *	(8)	3,559,154.97	2,025,233	1,818,654	81,190	2.28	2.11	0.17	0.00
	TRIMBLE COUNTY CT 8	06-2044	55-R2.5 *	(8)	3,548,851.71	2,019,371	1,813,389	80,955	2.28	2.11	0.17	0.00
	TRIMBLE COUNTY CT 9	06-2044	55-R2.5 *	(8)	3,655,976.41	2,072,619	1,875,836	83,743	2.29	2.12	0.17	0.00
	TRIMBLE COUNTY CT 10	06-2044	55-R2.5 *	(8)	4,414,423.76	2,136,052	2,631,526	116,232	2.63	2.44	0.19	0.00
	BROWN CT 5	06-2041	55-R2.5 *	(6)	1,053,014.69	473,729	642,467	32,063	3.04	2.87	0.17	0.00
	BROWN CT 6	06-2039	55-R2.5 *	(6)	222,026.00	113,800	121,548	6,668	3.00	2.83	0.17	0.00
	BROWN CT 7	06-2039	55-R2.5 *	(6)	555,992.76	381,022	208,330	11,648	2.09	1.97	0.12	0.00
	BROWN CT 8	06-2035	55-R2.5 *	(6)	2,012,654.95	1,766,591	366,823	25,984	1.29	1.22	0.07	0.00
	BROWN CT 9	06-2034	55-R2.5 *	(6)	4,660,156.04	3,685,914	1,253,851	94,629	2.03	1.92	0.11	0.00
	BROWN CT 10	06-2035	55-R2.5 *	(6)	1,865,718.20	1,444,909	532,752	37,733	2.02	1.91	0.11	0.00
	BROWN CT 11	06-2036	55-R2.5 *	(6)	1,919,015.13	1,566,407	467,749	30,891	1.61	1.52	0.09	0.00
	BROWN SOLAR	06-2041	40-S3 *	(3)	1,443,810.04	212,217	1,274,907	61,412	4.25	4.13	0.12	0.00
	HAEFLING UNITS 1, 2 AND 3	06-2025	55-R2.5 *	(12)	291,451.55	282,196	44,230	8,954	3.07	2.74	0.33	0.00
	PADDY'S RUN GENERATOR 13	06-2041	55-R2.5 *	(6)	2,198,885.41	1,323,639	1,007,180	50,818	2.31	2.18	0.13	0.00
	SIMPSONVILLE SOLAR	06-2044	40-S3 *	(1)	800,780.88	28,242	780,547	32,851	4.10	4.06	0.04	0.00
	<i>TOTAL ACCOUNT 341 - STRUCTURES AND IMPROVEMENTS</i>				90,382,730.46	31,017,549	67,206,503	2,413,271	2.67			
342.00	FUEL HOLDERS, PRODUCERS AND ACCESSORIES											
	CANE RUN CC 7	06-2055	50-R2 *	(10)	6,595,518.10	4,068,869	3,186,201	100,887	1.53	1.39	0.14	0.00
	CANE RUN PIPELINE	06-2055	50-R2 *	(10)	23,410,569.22	3,480,724	22,270,902	705,669	3.01	2.74	0.27	0.00
	PADDY'S RUN CT PIPELINE	06-2041	50-R2 *	(6)	6,851,592.10	793,573	6,469,115	321,207	4.69	4.42	0.27	0.00
	TRIMBLE COUNTY CT 5	06-2042	50-R2 *	(8)	239,584.43	151,371	107,380	5,404	2.26	2.09	0.17	0.00
	TRIMBLE COUNTY CT 6	06-2042	50-R2 *	(8)	239,245.54	151,169	107,216	5,395	2.26	2.09	0.17	0.00
	TRIMBLE COUNTY CT PIPELINE	06-2044	50-R2 *	(8)	5,641,750.82	3,057,552	3,035,539	139,590	2.47	2.29	0.18	0.00
	TRIMBLE COUNTY CT 7	06-2044	50-R2 *	(8)	578,059.38	329,545	294,759	13,621	2.36	2.19	0.17	0.00
	TRIMBLE COUNTY CT 8	06-2044	50-R2 *	(8)	576,385.74	328,591	293,906	13,582	2.36	2.19	0.17	0.00
	TRIMBLE COUNTY CT 9	06-2044	50-R2 *	(8)	593,786.01	337,525	303,764	14,037	2.36	2.19	0.17	0.00
	TRIMBLE COUNTY CT 10	06-2044	50-R2 *	(8)	787,212.60	366,939	483,251	21,939	2.79	2.58	0.21	0.00
	BROWN CT 5	06-2041	50-R2 *	(6)	795,787.89	435,928	407,607	21,146	2.66	2.51	0.15	0.00
	BROWN CT 6	06-2039	50-R2 *	(6)	993,493.11	429,833	623,270	34,339	3.46	3.26	0.20	0.00
	BROWN CT 7	06-2039	50-R2 *	(6)	959,028.11	423,482	593,088	32,700	3.41	3.22	0.19	0.00
	BROWN CT 8	06-2035	50-R2 *	(6)	263,045.52	199,653	79,175	5,476	2.08	1.96	0.12	0.00
	BROWN CT 9	06-2034	50-R2 *	(6)	3,155,168.57	1,795,375	1,549,104	116,293	3.69	3.48	0.21	0.00
	BROWN CT 10	06-2035	50-R2 *	(6)	282,445.64	137,461	161,931	11,229	3.98	3.75	0.23	0.00
	BROWN CT 11	06-2036	50-R2 *	(6)	301,560.87	187,775	131,880	8,603	2.85	2.69	0.16	0.00
	BROWN CT PIPELINE	06-2041	50-R2 *	(6)	8,346,665.98	6,348,974	2,498,492	136,741	1.64	1.55	0.09	0.00
	HAEFLING UNITS 1, 2 AND 3	06-2025	50-R2 *	(12)	496,457.67	439,127	116,906	23,562	4.75	4.24	0.51	0.00
	PADDY'S RUN GENERATOR 13	06-2041	50-R2 *	(6)	1,977,968.08	1,256,991	839,655	44,201	2.23	2.10	0.13	0.00
	<i>TOTAL ACCOUNT 342 - FUEL HOLDERS, PRODUCERS AND ACCESSORIES</i>				63,085,325.38	24,720,457	43,553,141	1,775,621	2.81			
343.00	PRIME MOVERS											
	CANE RUN CC 7	06-2055	40-R1.5 *	(10)	271,383,248.65	23,490,766	275,030,808	9,481,171	3.49	3.17	0.35	(0.03)
	TRIMBLE COUNTY CT 5	06-2042	40-R1.5 *	(8)	36,440,838.66	19,076,162	20,279,944	1,078,444	2.96	2.74	0.25	(0.03)
	TRIMBLE COUNTY CT 6	06-2042	40-R1.5 *	(8)	34,746,351.80	19,122,536	18,403,524	985,910	2.84	2.63	0.24	(0.03)
	TRIMBLE COUNTY CT 7	06-2044	40-R1.5 *	(8)	26,735,721.63	12,569,268	16,305,311	798,499	2.99	2.77	0.25	(0.03)
	TRIMBLE COUNTY CT 8	06-2044	40-R1.5 *	(8)	25,385,572.68	12,843,344	14,573,074	720,537	2.84	2.63	0.24	(0.03)
	TRIMBLE COUNTY CT 9	06-2044	40-R1.5 *	(8)	25,404,027.00	13,102,216	14,334,133	708,567	2.79	2.58	0.23	(0.03)
	TRIMBLE COUNTY CT 10	06-2044	40-R1.5 *	(8)	25,996,969.38	13,131,439	14,945,288	735,715	2.83	2.62	0.24	(0.03)

KENTUCKY UTILITIES COMPANY

TABLE 1. SUMMARY OF ESTIMATED SURVIVOR CURVES, NET SALVAGE PERCENT, ORIGINAL COST, BOOK DEPRECIATION RESERVE AND CALCULATED ANNUAL DEPRECIATION ACCRUAL RATES BY COMPONENT AS OF JUNE 30, 2020

ACCOUNT (1)	PROBABLE RETIREMENT DATE (2)	SURVIVOR CURVE (3)	NET SALVAGE PERCENT (4)	ORIGINAL COST (5)	BOOK DEPRECIATION RESERVE (6)	FUTURE ACCRUALS (7)	CALCULATED ANNUAL		CAPITAL RECOVERY RATE (10)	COST OF REMOVAL RATE (11)	GROSS SALVAGE RATE (12)	
							ACCRUAL AMOUNT (8)	ACCRUAL RATE (9)=(8)/(5)				
BROWN CT 5	06-2041	40-R1.5	*	(6)	16,691,313.75	8,330,574	9,362,219	511,612	3.07	2.90	0.20	(0.03)
BROWN CT 6	06-2039	40-R1.5	*	(6)	43,034,791.91	19,450,048	26,166,831	1,544,488	3.59	3.39	0.24	(0.03)
BROWN CT 7	06-2039	40-R1.5	*	(6)	32,214,803.19	21,060,936	13,086,755	803,214	2.49	2.35	0.16	(0.02)
BROWN CT 8	06-2035	40-R1.5	*	(6)	26,681,256.47	21,580,721	6,701,411	500,210	1.87	1.76	0.12	(0.02)
BROWN CT 9	06-2034	40-R1.5	*	(6)	28,833,202.47	17,319,900	13,243,295	1,046,387	3.63	3.42	0.24	(0.03)
BROWN CT 10	06-2035	40-R1.5	*	(6)	25,934,235.14	14,961,883	12,528,406	925,614	3.57	3.37	0.24	(0.03)
BROWN CT 11	06-2036	40-R1.5	*	(6)	42,711,831.42	28,499,423	16,775,118	1,163,107	2.72	2.57	0.18	(0.03)
PADDY'S RUN GENERATOR 13	06-2041	40-R1.5	*	(6)	19,578,532.35	9,883,680	10,869,564	602,687	3.08	2.91	0.20	(0.03)
TOTAL ACCOUNT 343 - PRIME MOVERS					681,772,696.50	254,422,896	482,605,681	21,606,162	3.17			
344.00	GENERATORS											
CANE RUN CC 7	06-2055	60-S1.5	*	(10)	62,784,586.92	10,831,929	58,231,117	1,758,259	2.80	2.55	0.25	0.00
TRIMBLE COUNTY CT 5	06-2042	60-S1.5	*	(8)	4,001,968.45	2,350,314	1,971,812	95,485	2.39	2.21	0.18	0.00
TRIMBLE COUNTY CT 6	06-2042	60-S1.5	*	(8)	3,905,587.36	2,253,998	1,964,036	95,129	2.44	2.26	0.18	0.00
TRIMBLE COUNTY CT 7	06-2044	60-S1.5	*	(8)	3,065,508.07	1,599,516	1,599,516	75,991	2.48	2.30	0.18	0.00
TRIMBLE COUNTY CT 8	06-2044	60-S1.5	*	(8)	3,053,037.79	1,592,676	1,704,605	75,696	2.48	2.30	0.18	0.00
TRIMBLE COUNTY CT 9	06-2044	60-S1.5	*	(8)	3,483,804.51	1,157,277	2,605,232	114,336	3.28	3.04	0.24	0.00
TRIMBLE COUNTY CT 10	06-2044	60-S1.5	*	(8)	3,315,657.60	1,664,621	1,916,289	84,754	2.56	2.37	0.19	0.00
BROWN CT 5	06-2041	60-S1.5	*	(6)	3,010,557.55	1,725,296	1,465,895	74,068	2.46	2.32	0.14	0.00
BROWN CT 6	06-2039	60-S1.5	*	(6)	3,322,577.00	2,150,436	1,371,496	77,254	2.33	2.20	0.13	0.00
BROWN CT 7	06-2039	60-S1.5	*	(6)	3,872,959.03	2,421,604	1,683,733	93,751	2.42	2.28	0.14	0.00
BROWN CT 8	06-2035	60-S1.5	*	(6)	5,069,346.85	4,244,200	1,129,308	79,754	1.57	1.48	0.09	0.00
BROWN CT 9	06-2034	60-S1.5	*	(6)	5,572,385.96	4,199,493	1,707,236	129,193	2.32	2.19	0.13	0.00
BROWN CT 10	06-2035	60-S1.5	*	(6)	4,990,266.62	3,527,188	1,762,495	124,401	2.49	2.35	0.14	0.00
BROWN CT 11	06-2036	60-S1.5	*	(6)	5,729,889.99	3,904,497	2,169,186	141,779	2.47	2.33	0.14	0.00
BROWN SOLAR	06-2041	25-S2.5	*	(10)	13,068,659.23	2,453,825	11,006,894	605,107	4.63	4.50	0.13	0.00
HAEFLING UNITS 1, 2 AND 3	06-2025	60-S1.5	*	(3)	2,682,135.68	2,850,466	153,526	32,255	1.20	1.07	0.13	0.00
PADDY'S RUN GENERATOR 13	06-2041	60-S1.5	*	(6)	5,326,518.41	2,805,560	2,840,550	143,870	2.70	2.55	0.15	0.00
SIMPSONVILLE SOLAR	06-2044	25-S2.5	*	(1)	617,033.17	23,801	599,403	28,036	4.54	4.50	0.04	0.00
OTHER SOLAR		25-S2.5	*	(10)	248,072.16	4,736	268,143	10,834	4.37	3.97	0.40	0.00
TOTAL ACCOUNT 344 - GENERATORS					137,120,552.35	51,761,433	96,262,189	3,839,952	2.80			
345.00	ACCESSORY ELECTRIC EQUIPMENT											
CANE RUN CC 7	06-2055	55-R3	*	(10)	24,588,243.87	3,431,542	23,615,526	706,484	2.87	2.61	0.26	0.00
TRIMBLE COUNTY CT 5	06-2042	55-R3	*	(8)	1,895,409.75	1,043,887	1,003,156	47,767	2.52	2.33	0.19	0.00
TRIMBLE COUNTY CT 6	06-2042	55-R3	*	(8)	4,576,825.36	2,504,538	2,438,433	116,793	2.55	2.36	0.19	0.00
TRIMBLE COUNTY CT 7	06-2044	55-R3	*	(8)	3,691,212.54	1,874,865	2,111,645	92,339	2.50	2.31	0.19	0.00
TRIMBLE COUNTY CT 8	06-2044	55-R3	*	(8)	3,322,731.71	1,784,103	1,804,447	79,280	2.39	2.21	0.18	0.00
TRIMBLE COUNTY CT 9	06-2044	55-R3	*	(8)	3,246,960.53	1,817,473	1,689,244	74,395	2.29	2.12	0.17	0.00
TRIMBLE COUNTY CT 10	06-2044	55-R3	*	(8)	10,726,602.87	4,196,556	7,388,175	319,986	2.98	2.76	0.22	0.00
BROWN CT 5	06-2041	55-R3	*	(6)	2,310,232.75	1,431,833	1,017,014	51,184	2.22	2.09	0.13	0.00
BROWN CT 6	06-2039	55-R3	*	(6)	2,218,578.52	1,388,628	963,065	53,006	2.39	2.25	0.14	0.00
BROWN CT 7	06-2039	55-R3	*	(6)	2,261,318.53	1,361,194	1,035,804	56,862	2.51	2.37	0.14	0.00
BROWN CT 8	06-2035	55-R3	*	(6)	3,343,018.44	2,536,476	1,007,124	69,657	2.08	1.96	0.12	0.00
BROWN CT 9	06-2034	55-R3	*	(6)	4,722,165.15	3,225,387	1,780,108	132,248	2.80	2.64	0.16	0.00
BROWN CT 10	06-2035	55-R3	*	(6)	3,245,891.87	2,172,924	1,267,721	88,289	2.72	2.57	0.15	0.00
BROWN CT 11	06-2036	55-R3	*	(6)	2,454,258.42	1,903,041	698,473	45,050	1.84	1.74	0.10	0.00
BROWN SOLAR	06-2041	45-R2.5	*	(3)	445,469.72	94,409	364,425	18,005	4.04	3.92	0.12	0.00
HAEFLING UNITS 1, 2 AND 3	06-2025	55-R3	*	(12)	816,263.41	742,060	172,155	34,501	4.23	3.78	0.45	0.00
PADDY'S RUN GENERATOR 13	06-2041	55-R3	*	(6)	2,499,650.62	1,577,802	1,071,828	53,881	2.16	2.04	0.12	0.00
SIMPSONVILLE SOLAR	06-2044	45-R2.5	*	(1)	329,568.03	599	332,265	14,359	4.36	4.32	0.04	0.00
OTHER SOLAR		45-R2.5	*	(5)	155,657.54	1,943	161,497	3,608	2.21	2.21	0.11	0.00
TOTAL ACCOUNT 345 - ACCESSORY ELECTRIC EQUIPMENT					76,850,059.63	33,089,260	49,922,105	2,057,694	2.68			
346.00	MISCELLANEOUS POWER PLANT EQUIPMENT											
CANE RUN CC 7	06-2055	45-R2.5	*	(10)	3,249,199.52	383,685	3,190,434	101,529	3.12	2.84	0.28	0.00
TRIMBLE COUNTY CT 5	06-2042	45-R2.5	*	(8)	28,963.63	18,102	13,179	653	2.25	2.08	0.17	0.00
TRIMBLE COUNTY CT 7	06-2044	45-R2.5	*	(8)	8,888.93	5,214	4,386	206	2.32	2.15	0.17	0.00
TRIMBLE COUNTY CT 8	06-2044	45-R2.5	*	(8)	8,861.01	5,197	4,373	206	2.32	2.15	0.17	0.00
TRIMBLE COUNTY CT 9	06-2044	45-R2.5	*	(8)	9,113.52	5,329	4,514	212	2.33	2.16	0.17	0.00
TRIMBLE COUNTY CT 10	06-2044	45-R2.5	*	(8)	41,868.51	19,887	25,331	1,146	2.74	2.54	0.20	0.00

KENTUCKY UTILITIES COMPANY

TABLE 1. SUMMARY OF ESTIMATED SURVIVOR CURVES, NET SALVAGE PERCENT, ORIGINAL COST, BOOK DEPRECIATION RESERVE AND CALCULATED ANNUAL DEPRECIATION ACCRUAL RATES BY COMPONENT AS OF JUNE 30, 2020

ACCOUNT	PROBABLE RETIREMENT DATE	SURVIVOR CURVE	NET SALVAGE PERCENT	ORIGINAL COST	BOOK DEPRECIATION RESERVE	FUTURE ACCRUALS	CALCULATED ANNUAL ACCRUAL AMOUNT	CALCULATED ANNUAL ACCRUAL RATE	CAPITAL RECOVERY RATE	COST OF REMOVAL RATE	GROSS SALVAGE RATE
(1)	(2)	(3)	(4)	(5)	(6)	(7)	(8)	(9)=(8)/(5)	(10)	(11)	(12)
BROWN CT 5	06-2041	45-R2.5	*	(6)	2,112,385.83	1,418,209	820,920	44,083	2.09	1.97	0.12
BROWN CT 6	06-2039	45-R2.5	*	(6)	118,067.98	52,843	72,309	3,986	3.38	3.19	0.19
BROWN CT 7	06-2039	45-R2.5	*	(6)	83,161.41	42,374	45,777	2,531	3.04	2.87	0.17
BROWN CT 8	06-2035	45-R2.5	*	(6)	335,415.82	251,605	103,936	7,349	2.19	2.07	0.12
BROWN CT 9	06-2034	45-R2.5	*	(6)	841,612.82	580,838	311,272	24,008	2.85	2.69	0.16
BROWN CT 10	06-2035	45-R2.5	*	(6)	237,307.12	169,106	82,440	6,093	2.57	2.42	0.15
BROWN CT 11	06-2036	45-R2.5	*	(6)	560,127.19	398,372	195,363	13,120	2.34	2.21	0.13
BROWN SOLAR	06-2041	40-R2.5	*	(3)	424,778.28	65,241	372,281	18,586	4.38	4.25	0.13
HAEFLING UNITS 1, 2 AND 3	06-2025	45-R2.5	*	(12)	112,095.22	96,220	29,327	5,898	5.26	4.70	0.56
PADDY'S RUN GENERATOR 13	06-2041	45-R2.5	*	(6)	1,097,040.45	732,425	430,438	23,089	2.10	1.98	0.12
SIMPSONVILLE SOLAR	06-2044	40-R2.5	*	(1)	30,340.85	54	30,590	1,335	4.40	4.36	0.04
TOTAL ACCOUNT 346 - MISCELLANEOUS POWER PLANT EQUIPMENT					9,299,228.09	4,244,701	5,736,870	254,030	2.73		
TOTAL OTHER PRODUCTION PLANT					1,058,687,001.72	399,390,346	745,328,848	31,948,748			
TRANSMISSION PLANT											
350.10	LAND RIGHTS	75-R3	0	29,552,045.48	18,230,717	11,321,328	225,198	0.76	0.76	0.00	0.00
352.10	STRUCTURES AND IMPROVEMENTS - NON SYS C	70-R3	(30)	33,746,002.77	8,267,389	35,602,415	616,151	1.83	1.41	0.44	(0.01)
353.10	STATION EQUIPMENT - NON SYS CONTROL/COM	60-R1.5	(15)	362,248,905.12	83,734,890	332,851,351	6,813,041	1.88	1.63	0.29	(0.05)
353.20	STATION EQUIPMENT - SYS CONTROL/COM	32-S1.5	(15)	1,138,590.55	1,251,881	57,498	3,385	0.30	0.26	0.05	(0.01)
354.00	TOWERS AND FIXTURES	70-R4	(50)	77,967,975.88	54,271,322	62,680,642	1,560,551	2.00	1.33	0.75	(0.08)
355.00	POLES AND FIXTURES	54-R2	(80)	450,330,350.78	88,419,343	722,175,288	15,691,623	3.48	1.93	1.68	(0.14)
356.00	OVERHEAD CONDUCTORS AND DEVICES	70-R2.5	(80)	228,934,133.38	121,815,399	290,266,041	5,645,755	2.47	1.37	1.19	(0.10)
357.00	UNDERGROUND CONDUIT	55-R4	0	618,493.81	206,431	412,063	10,038	1.62	1.62	0.00	0.00
358.00	UNDERGROUND CONDUCTORS AND DEVICES	50-R2.5	(5)	1,234,968.26	885,622	411,095	11,887	0.96	0.91	0.05	0.00
TOTAL TRANSMISSION PLANT					1,185,771,466.03	377,082,994	1,455,777,721	30,577,629			
DISTRIBUTION PLANT											
360.10	LAND RIGHTS	75-R4	0	2,613,745.11	1,521,583	1,092,162	18,687	0.71	0.71	0.00	0.00
361.00	STRUCTURES AND IMPROVEMENTS	65-R2.5	(30)	24,453,464.59	3,321,519	28,467,985	495,945	2.03	1.56	0.48	(0.02)
362.00	STATION EQUIPMENT	57-R1.5	(20)	259,387,332.02	58,520,012	252,744,786	5,422,093	2.09	1.74	0.42	(0.07)
364.00	POLES, TOWERS, AND FIXTURES	54-R1.5	(50)	451,578,916.41	178,929,901	498,438,474	11,531,146	2.55	1.70	0.95	(0.10)
365.00	OVERHEAD CONDUCTORS AND DEVICES	45-R1	(30)	449,079,449.15	104,432,586	479,370,698	13,832,940	3.08	2.37	0.85	(0.14)
366.00	UNDERGROUND CONDUIT	50-R4	(5)	2,524,055.84	1,089,070	1,561,189	60,004	2.38	2.27	0.11	0.00
367.00	UNDERGROUND CONDUCTORS AND DEVICES	45-R2.5	(10)	218,996,569.31	56,303,489	184,592,737	5,382,798	2.46	2.29	0.29	(0.07)
368.00	LINE TRANSFORMERS	46-R2	(5)	329,001,554.34	154,030,285	191,421,347	6,165,872	1.87	1.78	0.16	(0.07)
369.00	SERVICES	48-R1.5	(40)	131,194,897.17	67,598,188	116,074,668	3,391,250	2.58	1.84	0.79	(0.06)
370.00	METERS	46-R1	*	0	64,525,347.18	34,497,040	30,028,307	3,417,916	5.30	5.30	0.05
370.01	METERS - AMS	15-S2.5	0	2,928,714.98	433,210	2,495,505	244,108	8.33	8.33	0.00	0.00
370.11	METERS - AMI	15-S2.5	0	770.41	82	688	53	6.88	6.88	0.00	0.00
370.20	METERS - CT AND PT	18-S3	0	11,549,574.40	6,136,397	5,413,177	1,463,231	12.67	12.67	0.13	(0.13)
371.01	INSTALLATIONS ON CUSTOMERS' PREMISES - E/	10-S3	0	159,233.81	15,336	143,898	15,989	10.04	10.04	0.10	(0.10)
373.00	STREET LIGHTING AND SIGNAL SYSTEMS	29-L0.5	(10)	135,245,468.34	48,376,479	100,393,536	4,616,266	3.41	3.10	0.37	(0.06)
TOTAL DISTRIBUTION PLANT					2,083,239,093.06	715,205,177	1,892,239,157	56,058,298			
GENERAL PLANT											
390.10	STRUCTURES AND IMPROVEMENTS - TO OWNED PROPERTY	49-S0	(15)	79,952,897.07	15,023,337	76,922,495	1,971,415	2.47	2.15	0.32	0.00
390.20	STRUCTURES AND IMPROVEMENTS - TO LEASED PROPERTY	37-R1	(10)	25,046.09	12,538	15,013	870	3.47	3.15	0.32	0.00
391.10	OFFICE FURNITURE AND EQUIPMENT	20-SQ	0	13,005,372.14	6,028,173	6,977,199	525,734	4.04	4.04	0.00	0.00
391.20	NON PC COMPUTER EQUIPMENT	5-SQ	0	26,951,985.79	12,490,167	14,461,819	5,098,601	18.92	18.92	0.00	0.00
391.31	PERSONAL COMPUTERS	4-SQ	0	6,521,661.06	1,663,928	4,857,733	2,375,819	36.43	36.43	0.00	0.00
392.00	TRANSPORTATION EQUIPMENT - CARS AND LIGHT TRUCKS	16-S1.5	0	2,081,534.58	779,071	1,302,464	105,168	5.05	5.05	0.00	0.00
392.10	TRANSPORTATION EQUIPMENT - HEAVY TRUCKS AND OTHER	14-L2.5	0	6,509,482.14	3,625,989	2,883,493	313,764	4.82	4.82	0.00	0.00
393.00	STORES EQUIPMENT	25-SQ	0	892,571.77	440,725	451,847	28,417	3.18	3.18	0.00	0.00
394.00	TOOLS, SHOP AND GARAGE EQUIPMENT	25-SQ	0	15,658,384.10	5,415,922	10,242,462	618,721	3.95	3.95	0.00	0.00
396.10	POWER OPERATED EQUIPMENT - LARGE MACHINERY	17-L5	0	4,942,427.89	1,438,770	3,503,658	273,029	5.52	5.52	0.00	0.00
396.20	POWER OPERATED EQUIPMENT - OTHER	17-L5	0	1,044,051.11	349,060	694,991	52,074	4.99	4.99	0.00	0.00
397.00	COMMUNICATION EQUIPMENT - MICROWAVE, FIBER AND OTHER	19-L4	0	35,825,398.49	15,181,416	20,643,982	1,692,395	4.72	4.72	0.00	0.00
397.10	COMMUNICATION EQUIPMENT - RADIO AND TELEPHONE	10-SQ	0	24,324,169.34	14,917,131	9,407,038	1,439,932	5.92	5.92	0.00	0.00
397.20	COMMUNICATION EQUIPMENT - DSM	10-SQ	0	7,606,691.11	4,261,154	3,345,537	1,672,336	21.99	21.99	0.00	0.00
TOTAL GENERAL PLANT					225,341,672.68	81,627,381	155,709,731	16,168,275			
TOTAL DEPRECIABLE PLANT					9,951,107,161.63	3,447,024,271	8,167,260,493	400,191,979			

KENTUCKY UTILITIES COMPANY

TABLE 1. SUMMARY OF ESTIMATED SURVIVOR CURVES, NET SALVAGE PERCENT, ORIGINAL COST, BOOK DEPRECIATION RESERVE AND CALCULATED ANNUAL DEPRECIATION ACCRUAL RATES BY COMPONENT AS OF JUNE 30, 2020

ACCOUNT (1)	PROBABLE RETIREMENT DATE (2)	SURVIVOR CURVE (3)	NET SALVAGE PERCENT (4)	ORIGINAL COST (5)	BOOK DEPRECIATION RESERVE (6)	FUTURE ACCRUALS (7)	CALCULATED ANNUAL		CAPITAL RECOVERY RATE (10)	COST OF REMOVAL RATE (11)	GROSS SALVAGE RATE (12)
							ACCRUAL AMOUNT (8)	ACCRUAL RATE (9)=(8)/(5)			
NONDEPRECIABLE PLANT											
301.00	ORGANIZATION			44,455.58							
310.20	LAND			24,987,391.84							
317.07	ARO STEAM PRODUCTION- EQUIPMENT			17,569,790.99	4,058,062						
317.08	ARO STEAM PRODUCTION - CCR			151,787,794.16	100,498,428						
337.07	ARO HYDRAULIC PRODUCTION			645,787.99	82,310						
340.20	LAND			718,103.59							
347.07	ARO OTHER PRODUCTION			406,991.12	103,751						
350.20	LAND			2,362,496.70							
359.15	ARO TRANSMISSION (L/B)			38,195.86	8,121						
359.17	ARO TRANSMISSION (EQUIPMENT)			216,121.55	102,107						
360.20	LAND			6,371,965.21							
374.05	ARO DISTRIBUTION (L/B)			484,890.78	62,985						
374.07	ARO DISTRIBUTION (EQUIPMENT)			25,485.32	69,412						
389.20	LAND			3,584,414.48							
TOTAL NONDEPRECIABLE PLANT				209,233,885.17	104,985,176						
TOTAL ELECTRIC PLANT				10,160,341,046.80	3,552,009,447	8,167,260,493	400,191,979				

* LIFE SPAN PROCEDURE IS USED. CURVE SHOWN IS INTERIM SURVIVOR CURVE

** ANNUAL DEPRECIATION EXPENSE SHOWN WILL BE BOOKED UNTIL JULY 1, 2021, THEN THE FOLLOWING RATE WILL BE APPLIED UNTIL THE END OF THE LIFE FOR THE ASH POND

ASH POND LOCATION	RATE
TRIMBLE COUNTY UNIT 2 BOTTOM ASH POND	2.20
TRIMBLE COUNTY UNIT 2 GYPSUM ASH POND	2.16
BROWN UNIT 1 ASH POND	0.00
BROWN UNIT 3 ASH POND	2.57
GHENT UNIT 1 ASH POND	0.20
GHENT UNIT 4 ASH POND	3.71
GHENT UNIT 2 SCRUBBER ASH POND	0.00

KENTUCKY UTILITIES

RESERVE ADJUSTMENTS
AS OF JUNE 30, 2020

ACCOUNT		RECLASSIFIED	RETIRED PLANT
(1)		RESERVE	RESERVE
		(2)	ADJUSTMENTS
			(3)
DEPRECIABLE PLANT			
INTANGIBLE PLANT			
302.00	FRANCHISES AND CONSENTS		
303.00	MISCELLANEOUS INTANGIBLE PLANT		
303.10	CCS SOFTWARE		
	TOTAL INTANGIBLE PLANT	0	0
STEAM PRODUCTION PLANT			
311.00	STRUCTURES AND IMPROVEMENTS		
	TRIMBLE COUNTY UNIT 2		(874,441)
	TRIMBLE COUNTY UNIT 2 SCRUBBER		
	TRIMBLE COUNTY TRAINING CENTER		
	SYSTEM LABORATORY		
	BROWN UNIT 1	(40,153)	
	BROWN UNIT 2	(26,553)	
	BROWN UNIT 3		
	BROWN UNIT 1, 2 AND 3 SCRUBBER	66,706	
	GHENT UNIT 1 SCRUBBER		
	GHENT UNIT 1		(129,985)
	GHENT UNIT 2		(65,303)
	GHENT UNIT 3		(3,606,605)
	GHENT UNIT 4		(797,943)
	GHENT UNIT 2 SCRUBBER		(745,079)
	TOTAL ACCOUNT 311 - STRUCTURES AND IMPROVEMENTS	0	(6,219,356)
311.20	STRUCTURES AND IMPROVEMENTS - RETIRED PLANT		
	TYRONE UNIT 3		3,078,041
	TYRONE UNITS 1 AND 2		(43,072)
	GREEN RIVER UNIT 3		
	GREEN RIVER UNIT 4		1,540,938
	GREEN RIVER UNITS 1 AND 2		
	PINEVILLE UNIT 3		1,643,449
	TOTAL ACCOUNT 311.2 - STRUCTURES AND IMPROVEMENTS - RETIRED PLANT	0	6,219,356
312.00	BOILER PLANT EQUIPMENT		
	TRIMBLE COUNTY UNIT 2		
	TRIMBLE COUNTY UNIT 2 SCRUBBER		
	BROWN UNIT 1	(111,332)	
	BROWN UNIT 2	(56,230)	
	BROWN UNIT 3		
	BROWN UNIT 1, 2 AND 3 SCRUBBER	167,562	
	GHENT UNIT 1 SCRUBBER		
	GHENT UNIT 1		
	GHENT UNIT 2		
	GHENT UNIT 3		
	GHENT UNIT 4		
	GHENT UNIT 2 SCRUBBER		
	GHENT UNIT 3 SCRUBBER		
	GHENT UNIT 4 SCRUBBER		
	TOTAL ACCOUNT 312 - BOILER PLANT EQUIPMENT	0	0
312.10	BOILER PLANT EQUIPMENT - ASH PONDS		
	TRIMBLE COUNTY UNIT 2 BOTTOM ASH POND	(3,704,415)	
	TRIMBLE COUNTY UNIT 2 GYPSUM ASH POND	3,704,415	
	BROWN UNIT 1 ASH POND		
	BROWN UNIT 3 ASH POND		

KENTUCKY UTILITIES

RESERVE ADJUSTMENTS
AS OF JUNE 30, 2020

	ACCOUNT (1)	RECLASSIFIED RESERVE (2)	RETIRED PLANT RESERVE ADJUSTMENTS (3)
	GHENT UNIT 1 SCRUBBER ASH POND		
	GHENT UNIT 1 ASH POND		
	GHENT UNIT 4 ASH POND		
	GHENT UNIT 2 SCRUBBER ASH POND		
	TYRONE UNIT 3 - ASH POND		
	GREEN RIVER UNIT 3 - ASH POND		
	PINEVILLE UNIT 3 - ASH POND		
	<i>TOTAL ACCOUNT 312.1 - BOILER PLANT EQUIPMENT - ASH PONDS</i>	0	0
314.00	TURBOGENERATOR UNITS		
	TRIMBLE COUNTY UNIT 2		
	BROWN UNIT 1	(4,078)	
	BROWN UNIT 2	(5,533)	
	BROWN UNIT 3	9,611	
	GHENT UNIT 1		
	GHENT UNIT 2		
	GHENT UNIT 3		
	GHENT UNIT 4		
	<i>TOTAL ACCOUNT 314 - TURBOGENERATOR UNITS</i>	0	0
315.00	ACCESSORY ELECTRIC EQUIPMENT		
	TRIMBLE COUNTY UNIT 2		
	TRIMBLE COUNTY UNIT 2 SCRUBBER		
	BROWN UNIT 1	(42,607)	
	BROWN UNIT 2	(8,604)	
	BROWN UNIT 3	51,211	
	BROWN UNIT 1, 2 AND 3 SCRUBBER		
	GHENT UNIT 1 SCRUBBER		
	GHENT UNIT 1		
	GHENT UNIT 2		
	GHENT UNIT 3		
	GHENT UNIT 4		
	GHENT UNIT 2 SCRUBBER		
	GHENT UNIT 3 SCRUBBER		
	GHENT UNIT 4 SCRUBBER		
	<i>TOTAL ACCOUNT 315 - ACCESSORY ELECTRIC EQUIPMENT</i>	0	0
316.00	MISCELLANEOUS PLANT EQUIPMENT		
	TRIMBLE COUNTY UNIT 2		
	SYSTEM LABORATORY		
	BROWN UNIT 1	(947)	
	BROWN UNIT 2	(665)	
	BROWN UNIT 3	1,612	
	GHENT UNIT 1 SCRUBBER		
	GHENT UNIT 1		
	GHENT UNIT 2		
	GHENT UNIT 3		
	GHENT UNIT 4		
	<i>TOTAL ACCOUNT 316 - MISCELLANEOUS PLANT EQUIPMENT</i>	0	0
	TOTAL STEAM PRODUCTION PLANT	0	0
	HYDROELECTRIC PRODUCTION PLANT		
330.10	LAND RIGHTS		
	DIX DAM		
	<i>TOTAL ACCOUNT 330.1 - LAND RIGHTS</i>	0	0
331.00	STRUCTURES AND IMPROVEMENTS		
	DIX DAM		
	<i>TOTAL ACCOUNT 331 - STRUCTURES AND IMPROVEMENTS</i>	0	0

KENTUCKY UTILITIES

RESERVE ADJUSTMENTS
AS OF JUNE 30, 2020

ACCOUNT		RECLASSIFIED RESERVE	RETIRED PLANT RESERVE ADJUSTMENTS
(1)		(2)	(3)
332.00	RESERVOIRS, DAMS & WATERWAY DIX DAM	(130,725)	
	<i>TOTAL ACCOUNT 332 - RESERVOIRS, DAMS & WATERWAYS</i>	(130,725)	0
333.00	WATER WHEELS, TURBINES & GENERATORS DIX DAM		
	<i>TOTAL ACCOUNT 333 - WATER WHEELS, TURBINES & GENERATORS</i>	0	0
334.00	ACCESSORY ELECTRIC EQUIPMENT DIX DAM		
	<i>TOTAL ACCOUNT 334 - ACCESSORY ELECTRIC EQUIPMENT</i>	0	0
335.00	MISCELLANEOUS POWER PLANT EQUIPMENT DIX DAM		
	<i>TOTAL ACCOUNT 335 - MISCELLANEOUS POWER PLANT EQUIPMENT</i>	0	0
336.00	ROADS, RAILROADS & BRIDGES DIX DAM	130,725	
	<i>TOTAL ACCOUNT 336 - ROADS, RAILROADS & BRIDGES</i>	130,725	0
	TOTAL HYDROELECTRIC PRODUCTION PLANT	0	0
OTHER PRODUCTION PLANT			
340.10	LAND RIGHTS BROWN CT GAS PIPELINE		
	<i>TOTAL ACCOUNT 340.1 - LAND AND LAND RIGHTS</i>	0	0
341.00	STRUCTURES AND IMPROVEMENTS CANE RUN CC 7 TRIMBLE COUNTY CT 5 TRIMBLE COUNTY CT 6 TRIMBLE COUNTY CT 7 TRIMBLE COUNTY CT 8 TRIMBLE COUNTY CT 9 TRIMBLE COUNTY CT 10 BROWN CT 5 BROWN CT 6 BROWN CT 7 BROWN CT 8 BROWN CT 9 BROWN CT 10 BROWN CT 11 BROWN SOLAR HAEFLING UNITS 1, 2 AND 3 PADDY'S RUN GENERATOR 13 SIMPSONVILLE SOLAR		
	<i>TOTAL ACCOUNT 341 - STRUCTURES AND IMPROVEMENTS</i>	0	0
342.00	FUEL HOLDERS, PRODUCERS AND ACCESSORIES CANE RUN CC 7 CANE RUN GAS PIPELINE PADDY'S RUN CT PIPELINE TRIMBLE COUNTY CT 5 TRIMBLE COUNTY CT 6 TRIMBLE COUNTY CT PIPELINE TRIMBLE COUNTY CT 7 TRIMBLE COUNTY CT 8 TRIMBLE COUNTY CT 9 TRIMBLE COUNTY CT 10		

KENTUCKY UTILITIES

RESERVE ADJUSTMENTS
AS OF JUNE 30, 2020

	ACCOUNT (1)	RECLASSIFIED RESERVE (2)	RETIRED PLANT RESERVE ADJUSTMENTS (3)
	BROWN CT 5		
	BROWN CT 6		
	BROWN CT 7		
	BROWN CT 8		
	BROWN CT 9		
	BROWN CT 10		
	BROWN CT 11		
	BROWN CT GAS PIPELINE		
	HAEFLING UNITS 1, 2 AND 3		
	PADDY'S RUN GENERATOR 13		
	<i>TOTAL ACCOUNT 342 - FUEL HOLDERS, PRODUCERS AND ACCESSORIES</i>	0	0
343.00	PRIME MOVERS		
	CANE RUN CC 7		
	TRIMBLE COUNTY CT 5		
	TRIMBLE COUNTY CT 6		
	TRIMBLE COUNTY CT 7		
	TRIMBLE COUNTY CT 8		
	TRIMBLE COUNTY CT 9		
	TRIMBLE COUNTY CT 10		
	BROWN CT 5		
	BROWN CT 6		
	BROWN CT 7		
	BROWN CT 8		
	BROWN CT 9		
	BROWN CT 10		
	BROWN CT 11		
	PADDY'S RUN GENERATOR 13		
	<i>TOTAL ACCOUNT 343 - PRIME MOVERS</i>	0	0
344.00	GENERATORS		
	CANE RUN CC 7		
	TRIMBLE COUNTY CT 5		
	TRIMBLE COUNTY CT 6		
	TRIMBLE COUNTY CT 7		
	TRIMBLE COUNTY CT 8		
	TRIMBLE COUNTY CT 9		
	TRIMBLE COUNTY CT 10		
	BROWN CT 5		
	BROWN CT 6		
	BROWN CT 7		
	BROWN CT 8		
	BROWN CT 9		
	BROWN CT 10		
	BROWN CT 11		
	BROWN SOLAR		
	HAEFLING UNITS 1, 2 AND 3		
	PADDY'S RUN GENERATOR 13		
	SIMPSONVILLE SOLAR		
	OTHER SOLAR		
	<i>TOTAL ACCOUNT 344 - GENERATORS</i>	0	0
345.00	ACCESSORY ELECTRIC EQUIPMENT		
	CANE RUN CC 7		
	TRIMBLE COUNTY CT 5		
	TRIMBLE COUNTY CT 6		
	TRIMBLE COUNTY CT 7		
	TRIMBLE COUNTY CT 8		
	TRIMBLE COUNTY CT 9		
	TRIMBLE COUNTY CT 10		
	BROWN CT 5		
	BROWN CT 6		
	BROWN CT 7		
	BROWN CT 8		
	BROWN CT 9		
	BROWN CT 10		
	BROWN CT 11		
	BROWN SOLAR		

KENTUCKY UTILITIES

RESERVE ADJUSTMENTS
AS OF JUNE 30, 2020

ACCOUNT (1)	RECLASSIFIED RESERVE (2)	RETIRED PLANT RESERVE ADJUSTMENTS (3)
HAEFLING UNITS 1, 2 AND 3 PADDY'S RUN GENERATOR 13 SIMPSONVILLE SOLAR OTHER SOLAR		
<i>TOTAL ACCOUNT 345 - ACCESSORY ELECTRIC EQUIPMENT</i>	0	0
346.00 MISCELLANEOUS PLANT EQUIPMENT		
CANE RUN CC 7 TRIMBLE COUNTY CT 5 TRIMBLE COUNTY CT 7 TRIMBLE COUNTY CT 8 TRIMBLE COUNTY CT 9 TRIMBLE COUNTY CT 10 BROWN CT 5 BROWN CT 6 BROWN CT 7 BROWN CT 8 BROWN CT 9 BROWN CT 10 BROWN CT 11 BROWN SOLAR HAEFLING UNITS 1, 2 AND 3 PADDY'S RUN GENERATOR 13 SIMPSONVILLE SOLAR		
<i>TOTAL ACCOUNT 346 - MISCELLANEOUS PLANT EQUIPMENT</i>	0	0
TOTAL OTHER PRODUCTION PLANT	0	0
TRANSMISSION PLANT		
350.10 LAND AND LAND RIGHTS		
352.10 STRUCTURES & IMPROVEMENTS - NON SYS CONTROL/COM		
353.10 STATION EQUIPMENT - NON SYS CONTROL/COM		
353.20 STATION EQUIPMENT - SYS CONTROL/COM		
354.00 TOWERS AND FIXTURES		
355.00 POLES AND FIXTURES		
356.00 OVERHEAD CONDUCTORS AND DEVICES		
357.00 UNDERGROUND CONDUIT		
358.00 UNDERGROUND CONDUCTORS AND DEVICES		
TOTAL TRANSMISSION PLANT	0	0
DISTRIBUTION PLANT		
360.10 LAND AND LAND RIGHTS		
361.00 STRUCTURES AND IMPROVEMENTS		
362.00 STATION EQUIPMENT		
364.00 POLES, TOWERS, AND FIXTURES		
365.00 OVERHEAD CONDUCTORS AND DEVICES		
366.00 UNDERGROUND CONDUIT		
367.00 UNDERGROUND CONDUCTORS AND DEVICES		
368.00 LINE TRANSFORMERS		
369.00 SERVICES		
370.00 METERS		
370.01 METERS - AMS		
370.11 METERS - AMI		
370.20 METERS - CT AND PT		
371.00 INSTALLATIONS ON CUSTOMERS' PREMISES		
371.01 INSTALLATIONS ON CUSTOMERS' PREMISES - EV CHARGING STATIONS		
373.00 STREET LIGHTING AND SIGNAL SYSTEMS		
TOTAL DISTRIBUTION PLANT	0	0

KENTUCKY UTILITIES

RESERVE ADJUSTMENTS
AS OF JUNE 30, 2020

ACCOUNT (1)	RECLASSIFIED RESERVE (2)	RETIRED PLANT RESERVE ADJUSTMENTS (3)
GENERAL PLANT		
390.10 STRUCTURES AND IMPROVEMENTS - TO OWNED PROPERTY	(59,075)	
390.20 STRUCTURES AND IMPROVEMENTS - LEASEHOLDS	59,075	
391.10 OFFICE FURNITURE AND EQUIPMENT		
391.20 NON PC COMPUTER EQUIPMENT		
391.31 PERSONAL COMPUTERS		
392.00 TRANSPORTATION EQUIPMENT - CARS AND LIGHT TRUCKS		
392.10 TRANSPORTATION EQUIPMENT - HEAVY TRUCKS AND OTHER		
393.00 STORES EQUIPMENT		
394.00 TOOLS, SHOP AND GARAGE EQUIPMENT		
396.10 POWER OPERATED EQUIPMENT - LARGE MACHINERY		
396.20 POWER OPERATED EQUIPMENT - OTHER		
397.00 COMMUNICATION EQUIPMENT - MICROWAVE, FIBER AND OTHER		
397.10 COMMUNICATION EQUIPMENT - RADIO AND TELEPHONE		
397.20 COMMUNICATION EQUIPMENT - DSM		
TOTAL GENERAL PLANT	0	0
TOTAL DEPRECIABLE PLANT	0	0
NONDEPRECIABLE PLANT		
301.00 ORGANIZATION		
310.20 LAND		
317.07 ARO STEAM PRODUCTION- EQUIPMENT		
317.08 ARO STEAM PRODUCTION - CCR		
337.07 ARO HYDRAULIC PRODUCTION		
340.20 LAND		
347.07 ARO OTHER PRODUCTION		
350.20 LAND		
359.15 ARO TRANSMISSION (L/B)		
359.17 ARO TRANSMISSION (EQUIPMENT)		
360.20 LAND		
374.05 ARO DISTRIBUTION (L/B)		
374.07 ARO DISTRIBUTION (EQUIPMENT)		
389.20 LAND		
TOTAL NONDEPRECIABLE PLANT	0	0
TOTAL ELECTRIC PLANT	0	0

LOUISVILLE GAS AND ELECTRIC
COMMON PLANT

TABLE 3. SUMMARY OF ESTIMATED SURVIVOR CURVES, NET SALVAGE, ORIGINAL COST, BOOK DEPRECIATION RESERVE AND CALCULATED ANNUAL DEPRECIATION RATES BY COMPONENT AS OF JUNE 30, 2020

ACCOUNT (1)	PROBABLE RETIREMENT DATE (2)	SURVIVOR CURVE (3)	NET SALVAGE PERCENT (4)	ORIGINAL COST (5)	BOOK DEPRECIATION RESERVE (6)	FUTURE ACCRUALS (7)	CALCULATED ANNUAL ACCRUAL AMOUNT (8)	CALCULATED ANNUAL ACCRUAL RATE (9)=(8)/(5)	CAPITAL RECOVERY RATE (10)	COST OF REMOVAL RATE (11)	GROSS SALVAGE RATE (12)
DEPRECIABLE PLANT											
INTANGIBLE PLANT											
303.00		5-SQ	0	65,355,681.53	31,589,816	33,765,866	11,969,988	18.32	18.32	0.00	0.00
303.10	12-2027	SQUARE	0	15,767,717.37	6,073,346	9,694,371	1,701,152	10.79	10.79	0.00	0.00
TOTAL INTANGIBLE PLANT				81,123,398.90	37,663,162	43,460,237	13,671,140	16.85			
GENERAL PLANT											
STRUCTURES AND IMPROVEMENTS											
390.10		40-S0.5	(10)	75,272,749.38	29,728,127	53,071,897	1,921,210	2.55	2.32	0.23	0.00
390.20		30-L1	(5)	399,608.09	73,127	346,461	23,589	5.90	5.62	0.28	0.00
390.30		55-R2.5	(10)	10,389,763.80	6,974,369	4,454,371	132,517	1.28	1.16	0.12	0.00
390.40		45-R1	(10)	1,036,727.70	243,710	896,690	24,546	2.37	2.15	0.22	0.00
390.60		55-R4	(5)	1,099,708.47	440,999	713,695	18,676	1.70	1.62	0.08	0.00
TOTAL STRUCTURES AND IMPROVEMENTS				88,198,557.44	37,460,332	59,483,114	2,120,538	2.40			
OFFICE FURNITURE AND EQUIPMENT											
391.10		20-SQ	0	8,066,164.67	5,437,621	2,628,544	150,930	1.87	1.87	0.00	0.00
391.20		15-SQ	0	1,455,574.38	805,212	650,362	75,142	5.16	5.16	0.00	0.00
391.30		5-SQ	0	24,862,973.13	6,984,838	17,878,135	6,975,135	28.05	28.05	0.00	0.00
391.31		4-SQ	0	7,467,372.23	3,284,420	4,182,952	2,027,773	27.16	27.16	0.00	0.00
391.40		10-SQ	0	910,248.45	847,299	62,949	13,936	1.53	1.53	0.00	0.00
TOTAL OFFICE FURNITURE AND EQUIPMENT				42,762,332.86	17,359,390	25,402,942	9,242,916	21.61			
392.00		9-S2.5	0	166,011.37	1,049	164,962	20,019	12.06	12.06	0.00	0.00
392.10		13-S1	0	259,518.33	178,324	81,194	9,483	3.65	3.65	0.00	0.00
392.20		26-S0	0	71,447.10	5,712	65,735	3,070	4.30	4.30	0.00	0.00
393.00		25-SQ	0	656,822.21	161,182	495,640	25,202	3.84	3.84	0.00	0.00
394.00		25-SQ	0	3,935,838.16	2,162,704	1,773,134	157,205	3.99	3.99	0.00	0.00
396.10		26-S2	0	648,434.25	238,802	409,632	20,123	3.10	3.10	0.00	0.00
396.20		24-L2.5	0	29,397.49	15,284	14,113	614	2.09	2.09	0.00	0.00
397.00		20-L2.5	0	20,884,926.69	15,592,101	5,292,826	320,989	1.54	1.54	0.00	0.00
397.10		10-SQ	0	18,408,799.69	11,669,018	6,739,782	1,100,961	5.98	5.98	0.00	0.00
TOTAL GENERAL PLANT				176,022,085.59	84,843,898	99,923,074	13,021,120	7.40			
TOTAL DEPRECIABLE PLANT				257,145,484.49	122,507,060	143,383,311	26,692,260	10.38			
NONDEPRECIABLE PLANT											
301.00				83,782.29							
389.10				1,564,394.37							
TOTAL NONDEPRECIABLE PLANT				1,648,176.66							
TOTAL COMMON PLANT				258,793,661.15	122,507,060	143,383,311	26,692,260				

* CCS SOFTWARE IS DEPRECIATED WITH A FINAL RETIREMENT DATE OF DECEMBER 31, 2027

LOUISVILLE GAS AND ELECTRIC
ELECTRIC PLANTVERSION 1 RESERVE ADJUSTMENTS
AS OF JUNE 30, 2020

ACCOUNT (1)	RECLASSIFIED RESERVE (4)	RETIRED PLANT RESERVE ADJUSTMENTS (5)
DEPRECIABLE PLANT		
STEAM PRODUCTION PLANT		
311.00		
STRUCTURES AND IMPROVEMENTS		
RIVERPORT DISTRIBUTION CENTER		
MILL CREEK UNIT 1		
MILL CREEK-SO2 UNIT 1		
MILL CREEK UNIT 2	11	
MILL CREEK-SO2 UNIT 2	(11)	
MILL CREEK UNIT 3	3,133	
MILL CREEK SO2 UNIT 3	(3,133)	
MILL CREEK UNIT 4		(752,871)
MILL CREEK-SO2 UNIT 4		
TRIMBLE COUNTY UNIT 1		(1,505,969)
TRIMBLE COUNTY SO2 UNIT 1		
TRIMBLE COUNTY UNIT 2		
TRIMBLE COUNTY SO2 UNIT 2		
TRIMBLE COUNTY TRAINING CENTER		
<i>TOTAL ACCOUNT 311 - STRUCTURES AND IMPROVEMENTS</i>	0	(2,258,840)
311.20		
STRUCTURES AND IMPROVEMENTS - RETIRED PLANT		
CANE RUN UNIT 1		
CANE RUN UNIT 2		
CANE RUN UNIT 3		
CANE RUN UNIT 4		(1,707)
CANE RUN-SO2 UNIT 4		1,707
CANE RUN UNIT 5 AND SO2 UNIT 5		
CANE RUN UNIT 6 AND SO2 UNIT 6		
<i>TOTAL ACCOUNT 311.2 - STRUCTURES AND IMPROVEMENTS - RETIRED PLANT</i>	0	2,258,840
312.00		
BOILER PLANT EQUIPMENT		
MILL CREEK UNIT 1		
MILL CREEK-SO2 UNIT 1		
MILL CREEK UNIT 2		
MILL CREEK-SO2 UNIT 2		
MILL CREEK UNIT 3		
MILL CREEK-SO2 UNIT 3		
MILL CREEK UNIT 4		
MILL CREEK-SO2 UNIT 4		
TRIMBLE COUNTY UNIT 1		
TRIMBLE COUNTY SO2 UNIT 1		
TRIMBLE COUNTY UNIT 2		
TRIMBLE COUNTY SO2 UNIT 2		
<i>TOTAL ACCOUNT 312 - BOILER PLANT EQUIPMENT</i>	0	0
312.10		
BOILER PLANT EQUIPMENT - ASH PONDS		
MILL CREEK UNIT 1 ASH POND		
MILL CREEK UNIT 3 ASH POND		
TRIMBLE COUNTY UNIT 1 ASH POND		
TRIMBLE COUNTY UNIT 2 ASH POND		
<i>TOTAL ACCOUNT 312.1 - BOILER PLANT EQUIPMENT - ASH PONDS</i>	0	0

LOUISVILLE GAS AND ELECTRIC
ELECTRIC PLANTVERSION 1 RESERVE ADJUSTMENTS
AS OF JUNE 30, 2020

	ACCOUNT (1)	RECLASSIFIED RESERVE (4)	RETIRED PLANT RESERVE ADJUSTMENTS (5)
314.00	TURBOGENERATOR UNITS MILL CREEK UNIT 1 MILL CREEK UNIT 2 MILL CREEK UNIT 3 MILL CREEK UNIT 4 TRIMBLE COUNTY UNIT 1 TRIMBLE COUNTY UNIT 2		
	<i>TOTAL ACCOUNT 314 - TURBOGENERATOR UNITS</i>	0	0
315.00	ACCESSORY ELECTRIC EQUIPMENT MILL CREEK UNIT 1 MILL CREEK-SO2 UNIT 1 MILL CREEK UNIT 2 MILL CREEK-SO2 UNIT 2 MILL CREEK UNIT 3 MILL CREEK-SO2 UNIT 3 MILL CREEK UNIT 4 MILL CREEK-SO2 UNIT 4 TRIMBLE COUNTY UNIT 1 TRIMBLE COUNTY SO2 UNIT 1 TRIMBLE COUNTY UNIT 2		
	<i>TOTAL ACCOUNT 315 - ACCESSORY ELECTRIC EQUIPMENT</i>	0	0
316.00	MISCELLANEOUS PLANT EQUIPMENT RIVERPORT DISTRIBUTION CENTER MILL CREEK UNIT 1 MILL CREEK UNIT 2 MILL CREEK UNIT 3 MILL CREEK UNIT 4 MILL CREEK-SO2 UNIT 4 TRIMBLE COUNTY UNIT 1 TRIMBLE COUNTY UNIT 2		
	<i>TOTAL ACCOUNT 316 - MISCELLANEOUS PLANT EQUIPMENT</i>	0	0
	TOTAL STEAM PRODUCTION PLANT	0	0
	HYDROELECTRIC PRODUCTION PLANT		
331.00	STRUCTURES AND IMPROVEMENTS OHIO FALLS - NON-PROJECT OHIO FALLS - PROJECT 289		
	<i>TOTAL ACCOUNT 331 - STRUCTURES AND IMPROVEMENTS</i>	0	0
332.00	RESERVOIRS, DAMS & WATERWAY OHIO FALLS - PROJECT 289		
	<i>TOTAL ACCOUNT 332 - RESERVOIRS, DAMS & WATERWAY</i>	0	0
333.00	WATER WHEELS, TURBINES & GENERATORS OHIO FALLS - PROJECT 289		
	<i>TOTAL ACCOUNT 333 - WATER WHEELS, TURBINES & GENERATORS</i>	0	0

LOUISVILLE GAS AND ELECTRIC
ELECTRIC PLANTVERSION 1 RESERVE ADJUSTMENTS
AS OF JUNE 30, 2020

	ACCOUNT (1)	RECLASSIFIED RESERVE (4)	RETIRED PLANT RESERVE ADJUSTMENTS (5)
334.00	ACCESSORY ELECTRIC EQUIPMENT OHIO FALLS - PROJECT 289		
	<i>TOTAL ACCOUNT 334 - ACCESSORY ELECTRIC EQUIPMENT</i>	0	0
335.00	MISCELLANEOUS PLANT EQUIPMENT OHIO FALLS - NON-PROJECT OHIO FALLS - PROJECT 289	(3,614) 3,614	
	<i>TOTAL ACCOUNT 335 - MISCELLANEOUS PLANT EQUIPMENT</i>	0	0
336.00	ROADS, RAILROADS & BRIDGES OHIO FALLS - NON-PROJECT OHIO FALLS - PROJECT 289		
	<i>TOTAL ACCOUNT 336 - ROADS, RAILROADS & BRIDGES</i>	0	0
	TOTAL HYDROELECTRIC PRODUCTION PLANT	0	0
	OTHER PRODUCTION PLANT		
341.00	STRUCTURES AND IMPROVEMENTS CANE RUN CC 7 ZORN AND RIVER ROAD GAS TURBINE PADDY'S RUN GENERATOR 12 PADDY'S RUN GENERATOR 13 BROWN CT 5 BROWN CT 6 BROWN CT 7 BROWN SOLAR TRIMBLE COUNTY CT 5 TRIMBLE COUNTY CT 6 TRIMBLE COUNTY CT 7 TRIMBLE COUNTY CT 8 TRIMBLE COUNTY CT 9 TRIMBLE COUNTY CT 10 SIMPSONVILLE SOLAR	(1,082) 1,082	
	<i>TOTAL ACCOUNT 341 - STRUCTURES AND IMPROVEMENTS</i>	0	0
341.20	STRUCTURES AND IMPROVEMENTS - RETIRED PLANT CANE RUN GT 11		
	<i>TOTAL ACCOUNT 341.2 - STRUCTURES AND IMPROVEMENTS - RETIRED PLANT</i>	0	0
342.00	FUEL HOLDERS, PRODUCERS AND ACCESSORIES CANE RUN GT 11 CANE RUN CC 7 CANE RUN GAS PIPELINE ZORN AND RIVER ROAD GAS TURBINE PADDY'S RUN GENERATOR 11 PADDY'S RUN GENERATOR 12 PADDY'S RUN GENERATOR 13 PADDY'S RUN CT PIPELINE BROWN CT 5 BROWN CT 6 BROWN CT 7	(517) 517	

LOUISVILLE GAS AND ELECTRIC
ELECTRIC PLANTVERSION 1 RESERVE ADJUSTMENTS
AS OF JUNE 30, 2020

	ACCOUNT (1)	RECLASSIFIED RESERVE (4)	RETIRED PLANT RESERVE ADJUSTMENTS (5)
	TRIMBLE COUNTY CT 5		
	TRIMBLE COUNTY CT 6		
	TRIMBLE COUNTY CT PIPELINE		
	TRIMBLE COUNTY CT 7		
	TRIMBLE COUNTY CT 8		
	TRIMBLE COUNTY CT 9		
	TRIMBLE COUNTY CT 10		
	<i>TOTAL ACCOUNT 342 - FUEL HOLDERS, PRODUCERS AND ACCESSORIES</i>	0	0
343.00	PRIME MOVERS		
	CANE RUN CC 7		
	PADDY'S RUN GENERATOR 13		
	BROWN CT 5		
	BROWN CT 6		
	BROWN CT 7		
	TRIMBLE COUNTY CT 5		
	TRIMBLE COUNTY CT 6		
	TRIMBLE COUNTY CT 7		
	TRIMBLE COUNTY CT 8		
	TRIMBLE COUNTY CT 9		
	TRIMBLE COUNTY CT 10		
	<i>TOTAL ACCOUNT 343 - PRIME MOVERS</i>	0	0
344.00	GENERATORS		
	CANE RUN GT 11		
	CANE RUN CC 7		
	ZORN AND RIVER ROAD GAS TURBINE		
	PADDY'S RUN GENERATOR 11		
	PADDY'S RUN GENERATOR 12		
	PADDY'S RUN GENERATOR 13		
	BROWN CT 5		
	BROWN CT 6		
	BROWN CT 7		
	BROWN SOLAR		
	TRIMBLE COUNTY CT 5		
	TRIMBLE COUNTY CT 6		
	TRIMBLE COUNTY CT 7		
	TRIMBLE COUNTY CT 8		
	TRIMBLE COUNTY CT 9		
	TRIMBLE COUNTY CT 10		
	SIMPSONVILLE SOLAR		
	OTHER SOLAR		
	<i>TOTAL ACCOUNT 344 - GENERATORS</i>	0	0
345.00	ACCESSORY ELECTRIC EQUIPMENT		
	CANE RUN GT 11		
	CANE RUN CC 7		
	ZORN AND RIVER ROAD GAS TURBINE	416	
	PADDY'S RUN GENERATOR 11	(44,166)	
	PADDY'S RUN GENERATOR 12	(41,298)	
	PADDY'S RUN GENERATOR 13	85,464	
	BROWN CT 5		
	BROWN CT 6		
	BROWN CT 7		
	BROWN SOLAR		

LOUISVILLE GAS AND ELECTRIC
ELECTRIC PLANTVERSION 1 RESERVE ADJUSTMENTS
AS OF JUNE 30, 2020

ACCOUNT (1)	RECLASSIFIED RESERVE (4)	RETIRED PLANT RESERVE ADJUSTMENTS (5)
TRIMBLE COUNTY CT 5		
TRIMBLE COUNTY CT 6		
TRIMBLE COUNTY CT 7		
TRIMBLE COUNTY CT 8		
TRIMBLE COUNTY CT 9		
TRIMBLE COUNTY CT 10		
SIMPSONVILLE SOLAR		
OTHER SOLAR		
<i>TOTAL ACCOUNT 345 - ACCESSORY ELECTRIC EQUIPMENT</i>	416	0
346.00 MISCELLANEOUS PLANT EQUIPMENT		
CANE RUN CC 7		
ZORN AND RIVER ROAD GAS TURBINE	(416)	
PADDY'S RUN GENERATOR 11	(563)	
PADDY'S RUN GENERATOR 13	563	
BROWN CT 5		
BROWN CT 6		
BROWN CT 7		
BROWN SOLAR		
TRIMBLE COUNTY CT 5		
TRIMBLE COUNTY CT 7		
TRIMBLE COUNTY CT 8		
TRIMBLE COUNTY CT 9		
TRIMBLE COUNTY CT 10		
SIMPSONVILLE SOLAR		
<i>TOTAL ACCOUNT 346 - MISCELLANEOUS PLANT EQUIPMENT</i>	(416)	0
TOTAL OTHER PRODUCTION PLANT	0	0
TRANSMISSION PLANT		
350.10 LAND AND LAND RIGHTS		
352.10 STRUCTURES AND IMPROVEMENTS		
353.10 STATION EQUIPMENT		
354.00 TOWERS AND FIXTURES		
355.00 POLES AND FIXTURES		
356.00 OVERHEAD CONDUCTORS AND DEVICES		
357.00 UNDERGROUND CONDUIT		
358.00 UNDERGROUND CONDUCTORS AND DEVICES		
TOTAL TRANSMISSION PLANT	0	0
DISTRIBUTION PLANT		
361.00 STRUCTURES AND IMPROVEMENTS		
362.00 STATION EQUIPMENT		
364.00 POLES, TOWERS, AND FIXTURES		
365.00 OVERHEAD CONDUCTORS AND DEVICES		
366.00 UNDERGROUND CONDUIT		
367.00 UNDERGROUND CONDUCTORS AND DEVICES		
368.00 LINE TRANSFORMERS		
369.10 SERVICES - UNDERGROUND		
369.20 SERVICES - OVERHEAD		
370.00 METERS		
370.01 METERS - AMS		
370.11 METERS - AMI		
370.20 METERS - CT AND PT		

LOUISVILLE GAS AND ELECTRIC
ELECTRIC PLANTVERSION 1 RESERVE ADJUSTMENTS
AS OF JUNE 30, 2020

ACCOUNT (1)	RECLASSIFIED RESERVE (4)	RETIRED PLANT RESERVE ADJUSTMENTS (5)
371.01		
373.10		
373.20		
TOTAL DISTRIBUTION PLANT	0	0
GENERAL PLANT		
392.00		
392.10		
392.20		
394.00		
396.10		
396.20		
397.20		
TOTAL GENERAL PLANT	0	0
TOTAL DEPRECIABLE PLANT	0	0
NONDEPRECIABLE PLANT		
301.00		
310.20		
310.25		
310.26		
317.07		
317.08		
330.20		
337.07		
340.20		
347.05		
347.07		
350.20		
359.15		
359.17		
360.20		
374.05		
374.07		
TOTAL NONDEPRECIABLE PLANT	0	0
TOTAL ELECTRIC PLANT	0	0

LOUISVILLE GAS AND ELECTRIC
ELECTRIC PLANTTABLE 1. SUMMARY OF ESTIMATED SURVIVOR CURVES, NET SALVAGE PERCENT, ORIGINAL COST, BOOK DEPRECIATION RESERVE AND
CALCULATED ANNUAL DEPRECIATION ACCRUAL RATES BY COMPONENT AS OF JUNE 30, 2020

ACCOUNT	PROBABLE RETIREMENT DATE	SURVIVOR CURVE	NET SALVAGE PERCENT	ORIGINAL COST	BOOK DEPRECIATION RESERVE	FUTURE ACCRUALS	CALCULATED ANNUAL ACCRUAL AMOUNT	CALCULATED ANNUAL ACCRUAL RATE	CAPITAL RECOVERY RATE	COST OF REMOVAL RATE	GROSS SALVAGE RATE		
(1)	(2)	(3)	(4)	(5)	(6)	(7)	(8)	(9)=(8)/(5)	(10)	(11)	(12)		
DEPRECIABLE PLANT													
STEAM PRODUCTION PLANT													
311.00	STRUCTURES AND IMPROVEMENTS												
	RIVERPORT DISTRIBUTION CENTER	06-2063	95-R2.5	*	(30)	5,354,917.29	493,155	6,468,237	155,388	2.90	2.23	0.67	0.00
	MILL CREEK UNIT 1	12-2024	95-R2.5	*	(7)	18,754,074.14	17,220,582	2,846,277	636,981	3.40	3.17	0.25	(0.03)
	MILL CREEK UNIT 2	06-2029	95-R2.5	*	(7)	19,795,539.68	10,207,821	10,973,406	1,229,213	6.21	5.80	0.46	(0.06)
	MILL CREEK UNIT 2 SCRUBBER	06-2029	95-R2.5	*	(7)	465.17	498	0	0	-	0.00	0.00	0.00
	MILL CREEK UNIT 3	06-2039	95-R2.5	*	(7)	27,065,032.87	20,500,404	8,459,181	454,769	1.68	1.57	0.13	(0.02)
	MILL CREEK UNIT 3 SCRUBBER	06-2039	95-R2.5	*	(7)	135,376.33	144,853	0	0	-	0.00	0.00	0.00
	MILL CREEK UNIT 4	06-2039	95-R2.5	*	(7)	72,486,969.51	42,437,364	35,123,693	1,888,116	2.60	2.43	0.19	(0.02)
	MILL CREEK UNIT 4 SCRUBBER	06-2039	95-R2.5	*	(7)	2,476,547.45	2,295,887	354,019	19,064	0.77	0.72	0.06	(0.01)
	TRIMBLE COUNTY UNIT 1	06-2045	95-R2.5	*	(11)	107,923,782.41	66,792,233	53,003,165	2,195,181	2.03	1.83	0.22	(0.02)
	TRIMBLE COUNTY UNIT 1 SCRUBBER	06-2045	95-R2.5	*	(11)	889,015.22	157,715	629,092	33,727	3.79	3.42	0.41	(0.03)
	TRIMBLE COUNTY UNIT 2	06-2066	95-R2.5	*	(11)	18,610,042.76	3,207,677	17,449,470	394,184	2.12	1.91	0.23	(0.02)
	TRIMBLE COUNTY UNIT 2 SCRUBBER	06-2066	95-R2.5	*	(11)	252,621.17	18,405	262,004	5,886	2.33	2.10	0.25	(0.02)
	TRIMBLE COUNTY TRAINING CENTER	06-2066	95-R2.5	*	(5)	745,718.89	21,047	761,958	17,088	2.29	2.18	0.11	0.00
	TOTAL ACCOUNT 311 - STRUCTURES AND IMPROVEMENTS					274,490,102.89	163,497,641	136,530,502	7,029,597	2.56			
311.20	STRUCTURES AND IMPROVEMENTS - RETIRED PLANT												
	CANE RUN UNIT 1	12-2015	95-R2.5	*	(10)	65,888.59	72,477	0	0	-	0.00	0.00	0.00
	CANE RUN UNIT 2	12-2015	95-R2.5	*	(10)	373.59	411	0	0	-	0.00	0.00	0.00
	CANE RUN UNIT 3	12-2015	95-R2.5	*	(10)	249.15	274	0	0	-	0.00	0.00	0.00
	CANE RUN UNIT 4	12-2015	95-R2.5	*	(10)	491.62	541	0	0	-	0.00	0.00	0.00
	CANE RUN UNIT 4 SCRUBBER	12-2015	95-R2.5	*	(10)	17,565.79	19,322	0	0	-	0.00	0.00	0.00
	CANE RUN UNIT 5 AND UNIT 5 SCRUBBER	12-2015	95-R2.5	*	(10)	204,433.27	224,877	0	0	-	0.00	0.00	0.00
	CANE RUN UNIT 6 AND UNIT 6 SCRUBBER	12-2015	95-R2.5	*	(10)	7,993,797.66	8,793,177	0	0	-	0.00	0.00	0.00
	TOTAL ACCOUNT 311.2 - STRUCTURES AND IMPROVEMENTS - RETIRED PLANT					8,282,799.67	9,111,079	0	0	-			
312.00	BOILER PLANT EQUIPMENT												
	MILL CREEK UNIT 1	12-2024	57-R1	*	(7)	184,942,673.71	58,284,730	139,603,931	31,484,371	17.02	15.91	1.27	(0.16)
	MILL CREEK UNIT 1 SCRUBBER	12-2024	57-R1	*	(7)	16,811,976.82	9,504,810	8,484,005	1,919,445	11.42	10.67	0.85	(0.11)
	MILL CREEK UNIT 2	06-2029	57-R1	*	(7)	212,884,170.98	44,545,536	183,240,527	20,964,158	9.85	9.20	0.74	(0.09)
	MILL CREEK UNIT 2 SCRUBBER	06-2029	57-R1	*	(7)	113,357,088.47	12,857,330	108,434,755	12,350,537	10.90	10.18	0.81	(0.10)
	MILL CREEK UNIT 3	06-2039	57-R1	*	(7)	315,305,719.18	81,467,868	255,909,252	14,447,980	4.58	4.28	0.34	(0.04)
	MILL CREEK UNIT 3 SCRUBBER	06-2039	57-R1	*	(7)	149,926,264.34	13,435,495	146,985,608	8,189,657	5.46	5.11	0.41	(0.05)
	MILL CREEK UNIT 4	06-2039	57-R1	*	(7)	750,135,462.96	153,552,408	649,092,537	36,424,039	4.86	4.54	0.36	(0.05)
	MILL CREEK UNIT 4 SCRUBBER	06-2039	57-R1	*	(7)	195,689,043.08	25,457,009	183,930,267	10,328,183	5.28	4.93	0.39	(0.05)
	TRIMBLE COUNTY UNIT 1	06-2045	57-R1	*	(11)	325,309,086.38	92,670,973	268,422,113	11,993,637	3.69	3.32	0.40	(0.03)
	TRIMBLE COUNTY UNIT 1 SCRUBBER	06-2045	57-R1	*	(11)	68,153,675.06	30,812,888	44,837,691	2,055,200	3.02	2.72	0.33	(0.03)
	TRIMBLE COUNTY UNIT 2	06-2066	57-R1	*	(11)	286,919,491.14	28,314,449	290,166,186	7,523,198	2.62	2.36	0.28	(0.02)
	TRIMBLE COUNTY UNIT 2 SCRUBBER	06-2066	57-R1	*	(11)	15,352,427.57	3,948,518	13,092,677	346,489	2.26	2.03	0.24	(0.02)
	TOTAL ACCOUNT 312 - BOILER PLANT EQUIPMENT					2,634,787,079.69	554,852,014	2,292,199,549	158,026,894	6.00			
312.10	BOILER PLANT EQUIPMENT - ASH PONDS												
	MILL CREEK UNIT 1	05-2021	100-S4	*	0	411,750.29	399,686	12,064	12,064	**	0.00	0.00	0.00
	TRIMBLE COUNTY UNIT 1	09-2024	100-S4	*	0	4,846,362.74	4,469,130	377,233	91,112	**	0.00	0.00	0.00
	TRIMBLE COUNTY UNIT 2	09-2023	100-S4	*	0	5,057,242.50	4,767,144	290,098	90,525	**	0.00	0.00	0.00
	TOTAL ACCOUNT 312.1 - BOILER PLANT EQUIPMENT - ASH PONDS					10,315,355.53	9,635,960	679,395	193,701	**			
314.00	TURBOGENERATOR UNITS												
	MILL CREEK UNIT 1	12-2024	62-R2	*	(7)	27,258,907.36	12,185,078	16,981,953	3,827,531	14.04	13.12	1.31	(0.39)
	MILL CREEK UNIT 2	06-2029	62-R2	*	(7)	31,310,218.00	12,895,686	20,606,247	2,348,827	7.50	7.01	0.70	(0.21)
	MILL CREEK UNIT 3	06-2039	62-R2	*	(7)	40,689,104.19	19,513,757	24,023,584	1,332,365	3.27	3.06	0.31	(0.09)
	MILL CREEK UNIT 4	06-2039	62-R2	*	(7)	57,615,791.65	25,907,523	35,741,374	1,995,028	3.46	3.24	0.32	(0.10)
	TRIMBLE COUNTY UNIT 1	06-2045	62-R2	*	(11)	59,116,130.80	30,913,793	34,705,112	1,527,744	2.58	2.33	0.33	(0.07)
	TRIMBLE COUNTY UNIT 2	06-2066	62-R2	*	(11)	22,692,470.51	5,292,482	19,896,160	504,518	2.22	2.00	0.28	(0.06)
	TOTAL ACCOUNT 314 - TURBOGENERATOR UNITS					238,682,622.51	106,708,319	151,954,430	11,536,013	4.83			

LOUISVILLE GAS AND ELECTRIC
ELECTRIC PLANT

TABLE 1. SUMMARY OF ESTIMATED SURVIVOR CURVES, NET SALVAGE PERCENT, ORIGINAL COST, BOOK DEPRECIATION RESERVE AND CALCULATED ANNUAL DEPRECIATION ACCRUAL RATES BY COMPONENT AS OF JUNE 30, 2020

ACCOUNT (1)	PROBABLE RETIREMENT DATE (2)	SURVIVOR CURVE (3)	NET SALVAGE PERCENT (4)	ORIGINAL COST (5)	BOOK DEPRECIATION RESERVE (6)	FUTURE ACCRUALS (7)	CALCULATED ANNUAL ACCRUAL AMOUNT (8)	CALCULATED ANNUAL ACCRUAL RATE (9)=(8)/(5)	CAPITAL RECOVERY RATE (10)	COST OF REMOVAL RATE (11)	GROSS SALVAGE RATE (12)
315.00	ACCESSORY ELECTRIC EQUIPMENT										
MILL CREEK UNIT 1	12-2024	70-R3	* (7)	18,109,188.73	12,367,099	7,009,733	1,569,509	8.67	8.10	0.65	(0.08)
MILL CREEK UNIT 1 SCRUBBER	12-2024	70-R3	* (7)	202,167.22	36,884	179,435	40,413	19.99	18.68	1.49	(0.19)
MILL CREEK UNIT 2	06-2029	70-R3	* (7)	13,365,293.98	5,912,668	8,388,197	943,485	7.06	6.60	0.53	(0.07)
MILL CREEK UNIT 2 SCRUBBER	06-2029	70-R3	* (7)	5,652,402.38	872,534	5,175,537	576,340	10.20	9.53	0.76	(0.10)
MILL CREEK UNIT 3	06-2039	70-R3	* (7)	26,922,251.16	14,642,746	14,164,063	760,618	2.83	2.64	0.21	(0.03)
MILL CREEK UNIT 3 SCRUBBER	06-2039	70-R3	* (7)	1,088,905.01	1,136,341	28,787	1,614	0.15	0.14	0.01	(0.00)
MILL CREEK UNIT 4	06-2039	70-R3	* (7)	33,383,302.28	18,964,792	16,755,341	913,195	2.74	2.56	0.20	(0.03)
MILL CREEK UNIT 4 SCRUBBER	06-2039	70-R3	* (7)	8,052,008.04	586,418	8,029,231	425,998	5.29	4.94	0.40	(0.05)
TRIMBLE COUNTY UNIT 1	06-2045	70-R3	* (11)	65,490,511.95	32,377,733	40,316,735	1,691,051	2.58	2.33	0.28	(0.02)
TRIMBLE COUNTY UNIT 1 SCRUBBER	06-2045	70-R3	* (11)	2,736,920.21	2,460,753	577,228	24,834	0.91	0.82	0.10	(0.01)
TRIMBLE COUNTY UNIT 2	06-2066	70-R3	* (11)	11,108,163.38	2,103,255	10,226,806	236,028	2.12	1.91	0.23	(0.02)
<i>TOTAL ACCOUNT 315 - ACCESSORY ELECTRIC EQUIPMENT</i>				186,111,114.34	91,461,223	110,851,093	7,183,085	3.86			
316.00	MISCELLANEOUS PLANT EQUIPMENT										
RIVERPORT DISTRIBUTION CENTER	06-2063	43-R2.5	* (5)	1,930,485.14	128,442	1,898,567	52,510	2.72	2.59	0.13	0.00
MILL CREEK UNIT 1	12-2024	43-R2.5	* (7)	719,267.87	511,529	258,088	61,082	8.49	7.94	0.56	0.00
MILL CREEK UNIT 2	06-2029	43-R2.5	* (7)	74,667.78	25,237	54,658	6,174	8.27	7.73	0.54	0.00
MILL CREEK UNIT 3	06-2039	43-R2.5	* (7)	770,586.25	318,387	506,140	27,472	3.57	3.33	0.23	0.00
MILL CREEK UNIT 4	06-2039	43-R2.5	* (7)	11,951,532.18	4,161,773	8,626,366	493,619	4.13	3.86	0.27	0.00
MILL CREEK UNIT 4 SCRUBBER	06-2039	43-R2.5	* (7)	43,211.57	44,422	1,814	101	0.23	0.22	0.02	0.00
TRIMBLE COUNTY UNIT 1	06-2045	43-R2.5	* (11)	3,201,189.18	1,799,746	1,753,574	91,469	2.86	2.57	0.28	0.00
TRIMBLE COUNTY UNIT 2	06-2066	43-R2.5	* (11)	4,082,818.23	421,769	4,110,159	116,250	2.85	2.57	0.28	0.00
<i>TOTAL ACCOUNT 316 - MISCELLANEOUS PLANT EQUIPMENT</i>				22,773,758.20	7,411,305	17,209,366	848,677	3.73			
TOTAL STEAM PRODUCTION PLANT				3,375,442,832.83	942,677,541	2,709,424,335	184,817,967				
HYDROELECTRIC PRODUCTION PLANT											
331.00	STRUCTURES AND IMPROVEMENTS										
OHIO FALLS - NON-PROJECT	10-2045	95-R2	* (2)	28,698.29	5,271	24,001	1,160	4.04	3.96	0.08	0.00
OHIO FALLS - PROJECT 289	10-2045	95-R2	* (2)	5,637,542.61	2,687,314	3,062,979	132,282	2.35	2.30	0.05	0.00
<i>TOTAL ACCOUNT 331 - STRUCTURES AND IMPROVEMENTS</i>				5,666,240.90	2,692,585	3,086,980	133,442	2.36			
332.00	RESERVOIRS, DAMS AND WATERWAYS										
OHIO FALLS - PROJECT 289	10-2045	90-R2.5	* (2)	19,384,087.20	1,432,823	18,338,946	736,938	3.80	3.73	0.07	0.00
<i>TOTAL ACCOUNT 332 - RESERVOIRS, DAMS AND WATERWAYS</i>				19,384,087.20	1,432,823	18,338,946	736,938	3.80			
333.00	WATER WHEELS, TURBINES AND GENERATORS										
OHIO FALLS - PROJECT 289	10-2045	80-R3	* (2)	114,581,032.99	9,371,591	107,501,063	4,287,119	3.74	3.67	0.07	0.00
<i>TOTAL ACCOUNT 333 - WATER WHEELS, TURBINES AND GENERATORS</i>				114,581,032.99	9,371,591	107,501,063	4,287,119	3.74			
334.00	ACCESSORY ELECTRIC EQUIPMENT										
OHIO FALLS - PROJECT 289	10-2045	80-R4	* (2)	6,568,796.25	804,598	5,895,574	235,649	3.59	3.52	0.07	0.00
<i>TOTAL ACCOUNT 334 - ACCESSORY ELECTRIC EQUIPMENT</i>				6,568,796.25	804,598	5,895,574	235,649	3.59			
335.00	MISCELLANEOUS POWER PLANT EQUIPMENT										
OHIO FALLS - NON-PROJECT	10-2045	70-R3	* (2)	3,782.01	3,858	0	0	-	0.00	0.00	0.00
OHIO FALLS - PROJECT 289	10-2045	70-R3	* (2)	179,682.14	112,362	70,914	2,840	1.58	1.55	0.03	0.00
<i>TOTAL ACCOUNT 335 - MISCELLANEOUS POWER PLANT EQUIPMENT</i>				183,464.15	116,220	70,914	2,840	1.55			

LOUISVILLE GAS AND ELECTRIC
ELECTRIC PLANT

TABLE 1. SUMMARY OF ESTIMATED SURVIVOR CURVES, NET SALVAGE PERCENT, ORIGINAL COST, BOOK DEPRECIATION RESERVE AND CALCULATED ANNUAL DEPRECIATION ACCRUAL RATES BY COMPONENT AS OF JUNE 30, 2020

ACCOUNT	PROBABLE RETIREMENT DATE	SURVIVOR CURVE	NET SALVAGE PERCENT	ORIGINAL COST	BOOK DEPRECIATION RESERVE	FUTURE ACCRUALS	CALCULATED ANNUAL ACCRUAL AMOUNT	CALCULATED ANNUAL ACCRUAL RATE	CAPITAL RECOVERY RATE	COST OF REMOVAL RATE	GROSS SALVAGE RATE	
(1)	(2)	(3)	(4)	(5)	(6)	(7)	(8)	(9)=(8)/(5)	(10)	(11)	(12)	
336.00	ROADS, RAILROADS AND BRIDGES OHIO FALLS - PROJECT 289	10-2045	80-S4 *	(2)	12,119.47	3,131	9,231	859	7.09	6.95	0.14	0.00
	TOTAL ACCOUNT 336 - ROADS, RAILROADS AND BRIDGES				12,119.47	3,131	9,231	859	7.09			
	TOTAL HYDROELECTRIC PRODUCTION PLANT				146,395,740.96	14,420,948	134,902,708	5,396,847				
	OTHER PRODUCTION PLANT											
341.00	STRUCTURES AND IMPROVEMENTS CANE RUN CC 7	06-2055	60-R4 *	(11)	17,709,450.89	5,687,392	13,970,098	425,404	2.40	2.16	0.24	0.00
	ZORN AND RIVER ROAD GAS TURBINE	06-2021	60-R4 *	(9)	8,241.14	8,983	0	0	-	0.00	0.00	0.00
	PADDY'S RUN GENERATOR 12	06-2025	60-R4 *	(6)	64,113.35	67,960	0	0	-	0.00	0.00	0.00
	PADDY'S RUN GENERATOR 13	06-2041	60-R4 *	(6)	2,484,085.38	1,498,866	1,134,265	54,950	2.21	2.09	0.13	0.00
	BROWN CT 5	06-2041	60-R4 *	(7)	1,171,970.07	519,967	734,041	35,391	3.02	2.82	0.20	0.00
	BROWN CT 6	06-2039	60-R4 *	(7)	122,849.05	68,473	72,975	3,875	3.15	2.95	0.21	0.00
	BROWN CT 7	06-2039	60-R4 *	(7)	144,356.29	98,102	56,359	3,015	2.09	1.95	0.14	0.00
	BROWN SOLAR	06-2041	40-S3 *	(3)	923,945.85	135,806	815,858	39,300	4.25	4.13	0.12	0.00
	TRIMBLE COUNTY CT 5	06-2042	60-R4 *	(9)	1,555,655.08	959,769	735,895	34,148	2.20	2.01	0.18	0.00
	TRIMBLE COUNTY CT 6	06-2042	60-R4 *	(9)	1,467,923.89	908,073	691,964	32,123	2.19	2.01	0.18	0.00
	TRIMBLE COUNTY CT 7	06-2044	60-R4 *	(9)	2,083,698.13	1,159,483	1,111,748	47,268	2.27	2.08	0.19	0.00
	TRIMBLE COUNTY CT 8	06-2044	60-R4 *	(9)	2,075,526.50	1,154,935	1,107,389	47,083	2.27	2.08	0.19	0.00
	TRIMBLE COUNTY CT 9	06-2044	60-R4 *	(9)	2,137,402.33	1,185,502	1,144,267	48,651	2.28	2.09	0.19	0.00
	TRIMBLE COUNTY CT 10	06-2044	60-R4 *	(9)	2,525,013.22	1,217,180	1,535,084	64,998	2.57	2.36	0.21	0.00
	SIMPSONVILLE SOLAR	06-2044	40-S3 *	(1)	629,097.75	22,187	613,202	25,808	4.10	4.06	0.04	0.00
	TOTAL ACCOUNT 341 - STRUCTURES AND IMPROVEMENTS				35,103,328.92	14,682,678	23,723,145	862,014	2.46			
341.20	STRUCTURES AND IMPROVEMENTS - RETIRED PLANT CANE RUN GT 11	06-2018	60-R4 *	(10)	320,737.94	702,722	(349,910)	0	-	0.00	0.00	0.00
	TOTAL ACCOUNT 341.2 - STRUCTURES AND IMPROVEMENTS				320,737.94	702,722	(349,910)	0	-			
342.00	FUEL HOLDERS, PRODUCERS AND ACCESSORIES CANE RUN CC 7	06-2055	55-R2.5 *	(11)	1,839,349.29	1,124,474	917,204	27,992	1.52	1.37	0.15	0.00
	CANE RUN PIPELINE	06-2055	55-R2.5 *	(11)	6,602,221.07	932,146	6,396,319	195,307	2.96	2.67	0.29	0.00
	ZORN AND RIVER ROAD GAS TURBINE	06-2021	55-R2.5 *	(9)	22,229.02	18,985	5,245	5,244	23.59	21.64	1.95	0.00
	PADDY'S RUN GENERATOR 11	06-2025	55-R2.5 *	(6)	9,237.57	9,792	0	0	-	0.00	0.00	0.00
	PADDY'S RUN GENERATOR 12	06-2025	55-R2.5 *	(6)	21,667.08	22,967	0	0	-	0.00	0.00	0.00
	PADDY'S RUN GENERATOR 13	06-2041	55-R2.5 *	(6)	2,235,100.61	1,438,239	930,968	47,423	2.12	2.00	0.12	0.00
	PADDY'S RUN CT PIPELINE	06-2041	55-R2.5 *	(6)	7,693,302.29	805,132	7,349,768	358,700	4.66	4.40	0.26	0.00
	BROWN CT 5	06-2041	55-R2.5 *	(7)	846,906.63	523,513	382,677	19,415	2.29	2.14	0.15	0.00
	BROWN CT 6	06-2039	55-R2.5 *	(7)	766,004.64	359,963	459,662	25,033	3.27	3.05	0.21	0.00
	BROWN CT 7	06-2039	55-R2.5 *	(7)	483,544.93	191,869	325,524	17,595	3.64	3.40	0.24	0.00
	TRIMBLE COUNTY CT 5	06-2042	55-R2.5 *	(9)	97,996.90	61,423	45,394	2,208	2.25	2.07	0.19	0.00
	TRIMBLE COUNTY CT 6	06-2042	55-R2.5 *	(9)	97,861.58	61,343	45,326	2,205	2.25	2.07	0.19	0.00
	TRIMBLE COUNTY CT PIPELINE	06-2044	55-R2.5 *	(9)	2,320,474.20	1,248,052	1,281,265	57,029	2.46	2.25	0.20	0.00
	TRIMBLE COUNTY CT 7	06-2044	55-R2.5 *	(9)	338,423.07	191,069	177,812	7,938	2.35	2.15	0.19	0.00
	TRIMBLE COUNTY CT 8	06-2044	55-R2.5 *	(9)	337,096.18	190,320	177,115	7,907	2.35	2.15	0.19	0.00
	TRIMBLE COUNTY CT 9	06-2044	55-R2.5 *	(9)	347,146.53	195,419	182,971	8,168	2.35	2.16	0.19	0.00
	TRIMBLE COUNTY CT 10	06-2044	55-R2.5 *	(9)	446,520.02	210,439	276,268	12,188	2.73	2.50	0.23	0.00
	TOTAL ACCOUNT 342 - FUEL HOLDERS, PRODUCERS AND ACCESSORIES				24,505,081.61	7,585,145	18,953,518	794,352	3.24			
343.00	PRIME MOVERS CANE RUN CC 7	06-2055	35-R1.5 *	(11)	75,865,135.10	6,219,820	77,990,480	2,853,705	3.76	3.39	0.41	(0.03)
	PADDY'S RUN GENERATOR 13	06-2041	35-R1.5 *	(6)	22,150,177.60	11,598,914	11,880,274	699,969	3.16	2.98	0.21	(0.03)
	BROWN CT 5	06-2041	35-R1.5 *	(7)	18,490,042.40	8,931,424	10,852,921	622,473	3.37	3.15	0.25	(0.03)
	BROWN CT 6	06-2039	35-R1.5 *	(7)	24,101,915.33	9,086,454	16,702,595	1,019,141	4.23	3.95	0.32	(0.04)
	BROWN CT 7	06-2039	35-R1.5 *	(7)	18,614,501.31	12,553,507	7,364,009	477,151	2.56	2.40	0.19	(0.02)

LOUISVILLE GAS AND ELECTRIC
ELECTRIC PLANT

TABLE 1. SUMMARY OF ESTIMATED SURVIVOR CURVES, NET SALVAGE PERCENT, ORIGINAL COST, BOOK DEPRECIATION RESERVE AND CALCULATED ANNUAL DEPRECIATION ACCRUAL RATES BY COMPONENT AS OF JUNE 30, 2020

ACCOUNT	PROBABLE RETIREMENT DATE	SURVIVOR CURVE	NET SALVAGE PERCENT	ORIGINAL COST	BOOK DEPRECIATION RESERVE	FUTURE ACCRUALS	CALCULATED ANNUAL ACCRUAL AMOUNT	CALCULATED ANNUAL ACCRUAL RATE	CAPITAL RECOVERY RATE	COST OF REMOVAL RATE	GROSS SALVAGE RATE
(1)	(2)	(3)	(4)	(5)	(6)	(7)	(8)	(9)=(8)/(5)	(10)	(11)	(12)
TRIMBLE COUNTY CT 5	06-2042	35-R1.5	*	(9)	15,882,516.99	8,183,620	9,128,324	509,880	3.21	2.95	0.29
TRIMBLE COUNTY CT 6	06-2042	35-R1.5	*	(9)	14,426,572.85	7,920,117	7,804,847	444,495	3.08	2.83	0.28
TRIMBLE COUNTY CT 7	06-2044	35-R1.5	*	(9)	15,680,731.51	7,430,542	9,661,455	502,336	3.20	2.94	0.29
TRIMBLE COUNTY CT 8	06-2044	35-R1.5	*	(9)	14,878,576.37	7,583,469	8,634,179	455,314	3.06	2.81	0.28
TRIMBLE COUNTY CT 9	06-2044	35-R1.5	*	(9)	14,832,484.85	7,676,771	8,490,637	447,597	3.02	2.77	0.28
TRIMBLE COUNTY CT 10	06-2044	35-R1.5	*	(9)	15,145,494.70	7,723,823	8,784,766	460,546	3.04	2.79	0.28
TOTAL ACCOUNT 343 - PRIME MOVERS					250,068,149.01	94,908,461	177,294,487	8,492,607	3.40		
344.00	GENERATORS										
CANE RUN CC 7	06-2055	60-S3	*	(11)	17,526,759.72	2,929,662	16,525,041	479,293	2.73	2.46	0.27
ZORN AND RIVER ROAD GAS TURBINE	06-2021	60-S3	*	(9)	1,919,304.70	2,007,414	84,628	84,628	4.41	4.05	0.36
PADDY'S RUN GENERATOR 11	06-2025	60-S3	*	(6)	1,539,958.99	1,632,357	0	0	-	0.00	0.00
PADDY'S RUN GENERATOR 12	06-2025	60-S3	*	(6)	3,334,813.58	3,487,041	47,861	9,572	0.29	0.27	0.02
PADDY'S RUN GENERATOR 13	06-2041	60-S3	*	(6)	6,035,684.56	3,201,708	3,196,118	155,574	2.58	2.43	0.15
BROWN CT 5	06-2041	60-S3	*	(7)	3,448,727.25	1,987,837	1,702,301	82,743	2.40	2.24	0.16
BROWN CT 6	06-2039	60-S3	*	(7)	2,449,473.22	1,697,832	923,104	49,683	2.03	1.90	0.13
BROWN CT 7	06-2039	60-S3	*	(7)	2,508,210.18	1,535,095	1,148,690	61,585	2.46	2.29	0.16
BROWN SOLAR	06-2041	25-S2.5	*	(3)	8,363,103.36	1,570,182	7,043,814	387,236	4.63	4.50	0.13
TRIMBLE COUNTY CT 5	06-2042	60-S3	*	(9)	1,635,904.01	957,504	825,631	38,363	2.35	2.15	0.19
TRIMBLE COUNTY CT 6	06-2042	60-S3	*	(9)	1,595,963.67	919,277	820,323	38,120	2.39	2.19	0.20
TRIMBLE COUNTY CT 7	06-2044	60-S3	*	(9)	1,793,484.14	931,124	1,023,774	43,557	2.43	2.23	0.20
TRIMBLE COUNTY CT 8	06-2044	60-S3	*	(9)	1,783,864.62	925,864	1,018,548	43,335	2.43	2.23	0.20
TRIMBLE COUNTY CT 9	06-2044	60-S3	*	(9)	1,996,602.87	632,149	1,544,148	65,345	3.27	3.00	0.27
TRIMBLE COUNTY CT 10	06-2044	60-S3	*	(9)	1,911,732.95	964,992	1,118,797	47,530	2.49	2.28	0.21
SIMPSONVILLE SOLAR	06-2044	25-S2.5	*	(1)	485,487.42	18,738	471,604	22,059	4.54	4.50	0.04
OTHER SOLAR	06-2044	25-S2.5	*	(10)	57,651.55	4,983	58,434	2,541	4.41	4.01	0.40
TOTAL ACCOUNT 344 - GENERATORS					58,386,726.79	25,403,759	37,552,816	1,611,164	2.76		
345.00	ACCESSORY ELECTRIC EQUIPMENT										
CANE RUN CC 7	06-2055	50-S2.5	*	(11)	6,857,165.05	940,092	6,671,361	201,160	2.93	2.64	0.29
ZORN AND RIVER ROAD GAS TURBINE	06-2021	50-S2.5	*	(9)	94,656.49	94,074	9,102	9,102	9.62	8.82	0.79
PADDY'S RUN GENERATOR 11	06-2025	50-S2.5	*	(6)	605,144.42	641,453	0	0	-	0.00	0.00
PADDY'S RUN GENERATOR 12	06-2025	50-S2.5	*	(6)	901,218.54	955,292	0	0	-	0.00	0.00
PADDY'S RUN GENERATOR 13	06-2041	50-S2.5	*	(6)	2,860,913.24	2,145,789	886,779	45,698	1.60	1.51	0.09
BROWN CT 5	06-2041	50-S2.5	*	(7)	2,602,373.29	1,731,621	1,052,918	54,517	2.09	1.96	0.14
BROWN CT 6	06-2039	50-S2.5	*	(7)	1,042,364.45	557,100	558,230	31,262	3.00	2.80	0.20
BROWN CT 7	06-2039	50-S2.5	*	(7)	1,130,650.06	676,711	533,085	29,584	2.62	2.45	0.17
BROWN SOLAR	06-2041	45-R2.5	*	(3)	285,072.02	60,416	233,208	11,522	4.04	3.92	0.12
TRIMBLE COUNTY CT 5	06-2042	50-S2.5	*	(9)	782,798.71	429,925	423,326	20,495	2.62	2.40	0.22
TRIMBLE COUNTY CT 6	06-2042	50-S2.5	*	(9)	1,709,376.03	957,679	905,541	44,335	2.59	2.38	0.21
TRIMBLE COUNTY CT 7	06-2044	50-S2.5	*	(9)	2,168,768.83	1,104,022	1,259,936	56,032	2.58	2.37	0.21
TRIMBLE COUNTY CT 8	06-2044	50-S2.5	*	(9)	1,943,746.28	1,057,509	1,061,174	47,651	2.45	2.25	0.20
TRIMBLE COUNTY CT 9	06-2044	50-S2.5	*	(9)	1,898,268.01	1,083,562	985,550	44,449	2.34	2.15	0.19
TRIMBLE COUNTY CT 10	06-2044	50-S2.5	*	(9)	6,214,267.18	2,578,739	4,194,812	184,134	2.96	2.72	0.24
SIMPSONVILLE SOLAR	06-2044	45-R2.5	*	(1)	259,439.84	471	261,563	11,304	4.36	4.31	0.04
OTHER SOLAR	06-2044	45-R2.5	*	(5)	27,319.98	2,233	26,453	613	2.24	2.14	0.11
TOTAL ACCOUNT 345 - ACCESSORY ELECTRIC EQUIPMENT					31,383,542.42	15,016,688	19,063,038	791,858	2.52		
346.00	MISCELLANEOUS POWER PLANT EQUIPMENT										
CANE RUN CC 7	06-2055	55-R4	*	(11)	965,500.34	98,682	973,023	28,405	2.94	2.65	0.29
ZORN AND RIVER ROAD GAS TURBINE	06-2021	55-R4	*	(9)	9,488.39	10,342	0	0	-	0.00	0.00
PADDY'S RUN GENERATOR 11	06-2025	55-R4	*	(6)	9,494.38	10,064	0	0	-	0.00	0.00
PADDY'S RUN GENERATOR 13	06-2041	55-R4	*	(6)	1,299,351.17	837,181	540,131	26,525	2.04	1.93	0.12
BROWN CT 5	06-2041	55-R4	*	(7)	2,399,250.01	1,527,533	1,039,665	51,089	2.13	1.99	0.14
BROWN CT 6	06-2039	55-R4	*	(7)	32,755.71	15,853	19,196	1,022	3.12	2.92	0.20
BROWN CT 7	06-2039	55-R4	*	(7)	23,047.78	15,902	8,759	472	2.05	1.91	0.13
BROWN SOLAR	06-2041	40-R2.5	*	(3)	271,849.13	41,447	238,558	11,910	4.38	4.25	0.13

LOUISVILLE GAS AND ELECTRIC
ELECTRIC PLANTTABLE 1. SUMMARY OF ESTIMATED SURVIVOR CURVES, NET SALVAGE PERCENT, ORIGINAL COST, BOOK DEPRECIATION RESERVE AND
CALCULATED ANNUAL DEPRECIATION ACCRUAL RATES BY COMPONENT AS OF JUNE 30, 2020

ACCOUNT (1)	PROBABLE RETIREMENT DATE (2)	SURVIVOR CURVE (3)	NET SALVAGE PERCENT (4)	ORIGINAL COST (5)	BOOK DEPRECIATION RESERVE (6)	FUTURE ACCRUALS (7)	CALCULATED ANNUAL		CAPITAL RECOVERY RATE (10)	COST OF REMOVAL RATE (11)	GROSS SALVAGE RATE (12)	
							ACCRUAL AMOUNT (8)	ACCRUAL RATE (9)=(8)/(5)				
TRIMBLE COUNTY CT 5	06-2042	55-R4	*	(9)	14,528.92	8,552	7,285	338	2.33	2.13	0.19	0.00
TRIMBLE COUNTY CT 7	06-2044	55-R4	*	(9)	5,204.51	2,856	2,817	121	2.32	2.13	0.19	0.00
TRIMBLE COUNTY CT 8	06-2044	55-R4	*	(9)	5,182.59	2,846	2,803	120	2.32	2.12	0.19	0.00
TRIMBLE COUNTY CT 9	06-2044	55-R4	*	(9)	5,328.44	2,914	2,894	124	2.33	2.13	0.19	0.00
TRIMBLE COUNTY CT 10	06-2044	55-R4	*	(9)	25,332.91	11,293	16,320	690	2.72	2.50	0.22	0.00
SIMPSONVILLE SOLAR	06-2044	40-R2.5	*	(1)	23,884.71	42	24,082	1,051	4.40	4.36	0.04	0.00
<i>TOTAL ACCOUNT 346 - MISCELLANEOUS POWER PLANT EQUIPMENT</i>					5,090,198.99	2,585,507	2,875,533	121,867	2.39			
TOTAL OTHER PRODUCTION PLANT					404,857,765.68	160,884,960	279,112,627	12,673,862				
TRANSMISSION PLANT												
350.10	LAND RIGHTS	75-R4	0	8,587,652.59	3,451,956	5,135,697	88,034	1.03	1.03	0.00	0.00	
352.10	STRUCTURES AND IMPROVEMENTS	65-R2	(10)	17,711,716.57	3,123,122	16,359,766	286,026	1.61	1.47	0.16	(0.01)	
353.10	STATION EQUIPMENT	60-R1.5	(20)	241,021,510.79	69,305,796	219,920,017	4,578,555	1.90	1.58	0.36	(0.05)	
354.00	TOWERS AND FIXTURES	75-R4	(50)	46,357,266.29	26,836,169	42,699,730	803,533	1.73	1.16	0.60	(0.02)	
355.00	POLES AND FIXTURES	60-R2	(80)	110,324,935.37	32,689,831	165,895,053	3,329,646	3.02	1.68	1.44	(0.10)	
356.00	OVERHEAD CONDUCTORS AND DEVICES	60-R2	(80)	68,339,615.71	33,160,077	86,251,231	2,006,613	3.02	1.68	1.45	(0.10)	
357.00	UNDERGROUND CONDUIT	55-S3	(5)	1,941,041.52	816,786	1,221,308	35,479	1.83	1.74	0.09	0.00	
358.00	UNDERGROUND CONDUCTORS AND DEVICES	50-R3	(25)	8,498,390.55	3,863,114	6,759,874	188,964	2.22	1.78	0.44	0.00	
TOTAL TRANSMISSION PLANT					500,782,129.39	173,246,851	544,242,676	11,316,850				
DISTRIBUTION PLANT												
361.00	STRUCTURES AND IMPROVEMENTS	50-S0.5	(10)	13,041,368.08	2,769,464	11,576,041	266,957	2.05	1.86	0.20	(0.02)	
362.00	STATION EQUIPMENT	52-R1	(20)	173,230,369.53	51,099,222	156,777,221	3,732,552	2.15	1.80	0.40	(0.04)	
364.00	POLES, TOWERS, AND FIXTURES	56-R1.5	(80)	228,410,066.57	83,029,849	328,108,271	7,428,918	3.25	1.81	1.54	(0.09)	
365.00	OVERHEAD CONDUCTORS AND DEVICES	52-R1.5	(75)	386,329,715.56	128,288,230	547,788,772	13,528,016	3.50	2.00	1.62	(0.12)	
366.00	UNDERGROUND CONDUIT	75-S4	(40)	87,504,927.78	34,647,325	87,859,574	1,602,807	1.83	1.31	0.52	0.00	
367.00	UNDERGROUND CONDUCTORS AND DEVICES	58-R3	(50)	333,589,705.55	70,592,216	429,792,342	9,120,074	2.73	1.82	1.02	(0.11)	
368.00	LINE TRANSFORMERS	47-R3	(10)	176,505,726.13	84,947,418	109,208,881	3,360,469	1.90	1.73	0.24	(0.07)	
369.10	SERVICES - UNDERGROUND	47-S2	(50)	14,185,196.77	2,344,063	18,933,732	545,319	3.84	2.56	1.28	0.00	
369.20	SERVICES - OVERHEAD	65-R2.5	(100)	25,472,004.34	25,298,766	25,645,243	610,880	2.40	1.20	1.20	0.00	
370.00	METERS	37-R1.5	0	35,023,647.23	20,786,098	14,237,549	1,681,177	4.80	4.80	0.00	0.00	
370.01	METERS - AMS	15-S0.5	0	3,015,016.72	532,466	2,482,551	229,514	7.61	7.61	0.00	0.00	
370.11	METERS - AMI	15-S2.5	0	74,083.26	4,193	69,890	5,022	6.78	6.78	0.00	0.00	
370.20	METERS - CT AND PT	18-S3	0	5,927,405.09	4,157,619	1,769,786	715,755	12.08	12.08	0.00	0.00	
371.01	INSTALLATIONS ON CUSTOMERS' PREMISES - EV CHARGING STATIONS	10-S3	0	176,161.49	16,836	159,325	17,703	10.05	10.05	0.00	0.00	
373.10	STREET LIGHTING AND SIGNAL SYSTEMS - OVERHEAD	35-R1.5	(40)	62,567,712.69	16,677,013	70,917,785	2,723,718	4.35	3.11	1.27	(0.03)	
373.20	STREET LIGHTING AND SIGNAL SYSTEMS - UNDERGROUND	35-R1.5	(40)	65,410,717.45	32,499,115	59,075,889	2,582,102	3.95	2.82	1.16	(0.03)	
TOTAL DISTRIBUTION PLANT					1,610,463,824.24	557,689,893	1,864,402,852	48,150,983				
GENERAL PLANT												
392.00	TRANSPORTATION EQUIPMENT - CARS AND LIGHT TRUCKS	14-S2	0	1,277,271.74	654,214	623,058	66,459	5.20	5.20	0.00	0.00	
392.10	TRANSPORTATION EQUIPMENT - HEAVY TRUCKS AND OTHER	13-R2	0	6,998,415.75	2,571,639	4,426,777	460,741	6.58	6.58	0.00	0.00	
392.20	TRANSPORTATION EQUIPMENT - TRAILERS	23-S2.5	0	390,801.16	3,038	387,763	25,511	6.53	6.53	0.00	0.00	
394.00	TOOLS, SHOP AND GARAGE EQUIPMENT	25-SQ	0	7,159,842.53	3,029,764	4,130,079	279,884	3.91	3.91	0.00	0.00	
396.10	POWER OPERATED EQUIPMENT - LARGE MACHINERY	22-S1	0	2,322,061.60	1,278,425	1,043,637	55,442	2.39	2.39	0.00	0.00	
396.20	POWER OPERATED EQUIPMENT - OTHER	23-S1	0	196,248.24	123,493	72,755	4,775	2.43	2.43	0.00	0.00	
397.20	COMMUNICATION EQUIPMENT - DSM	10-SQ	0	6,804,139.35	4,603,782	2,200,357	1,100,106	16.17	16.17	0.00	0.00	
TOTAL GENERAL PLANT					25,148,780.37	12,264,355	12,884,426	1,992,918				
TOTAL DEPRECIABLE PLANT					6,063,091,073.47	1,861,184,548	5,544,969,624	264,349,427				

LOUISVILLE GAS AND ELECTRIC
ELECTRIC PLANT

TABLE 1. SUMMARY OF ESTIMATED SURVIVOR CURVES, NET SALVAGE PERCENT, ORIGINAL COST, BOOK DEPRECIATION RESERVE AND CALCULATED ANNUAL DEPRECIATION ACCRUAL RATES BY COMPONENT AS OF JUNE 30, 2020

ACCOUNT (1)	PROBABLE RETIREMENT DATE (2)	SURVIVOR CURVE (3)	NET SALVAGE PERCENT (4)	ORIGINAL COST (5)	BOOK DEPRECIATION RESERVE (6)	FUTURE ACCRUALS (7)	CALCULATED ANNUAL		CAPITAL RECOVERY RATE (10)	COST OF REMOVAL RATE (11)	GROSS SALVAGE RATE (12)
							ACCRUAL AMOUNT (8)	ACCRUAL RATE (9)=(8)/(5)			
NONDEPRECIABLE PLANT											
301.00	ORGANIZATION			2,240.29							
310.20	LAND			10,220,199.63							
310.26	LAND - ECR 2011			360,851.26							
317.07	ARO STEAM PRODUCTION (EQUIPMENT)			11,122,918.63	3,037,955						
317.08	ARO STEAM PRODUCTION (CCR)			49,105,299.46	38,876,592						
330.20	LAND			6.50							
337.07	ARO HYDRAULIC PRODUCTION			289,910.63	32,209						
340.20	LAND			406,526.20							
347.05	ARO OTHER PRODUCTION (L/B)			15,555.48	7,683						
347.07	ARO OTHER PRODUCTION (EQUIPMENT)			96,428.56	20,029						
350.20	LAND			2,556,362.69							
359.15	ARO TRANSMISSION (L/B)			76,221.28	2,549						
359.17	ARO TRANSMISSION (EQUIPMENT)			122,340.23	47,993						
360.20	LAND			4,117,062.41							
374.05	ARO DISTRIBUTION (L/B)			129,242.11	48,370						
374.07	ARO DISTRIBUTION (EQUIPMENT)			47,995.12	13,272						
	TOTAL NONDEPRECIABLE PLANT			78,669,160.48	42,086,652						
	TOTAL ELECTRIC PLANT			6,141,760,233.95	1,903,271,200	5,544,969,624	264,349,427				

* LIFE SPAN PROCEDURE IS USED. CURVE SHOWN IS INTERIM SURVIVOR CURVE

** ANNUAL DEPRECIATION EXPENSE SHOWN WILL BE BOOKED UNTIL JULY 1, 2021, THEN THE FOLLOWING RATE WILL BE APPLIED UNTIL THE END OF THE LIFE FOR THE ASH POND

ASH POND LOCATION	RATE
MILL CREEK UNIT 1 ASH POND	0.00
TRIMBLE COUNTY UNIT 1 ASH POND	1.79
TRIMBLE COUNTY UNIT 2 ASH POND	1.72

LOUISVILLE GAS AND ELECTRIC
GAS PLANTTABLE 2. SUMMARY OF ESTIMATED SURVIVOR CURVES, NET SALVAGE, ORIGINAL COST, BOOK DEPRECIATION RESERVE AND
CALCULATED ANNUAL DEPRECIATION RATES BY COMPONENT AS OF JUNE 30, 2020

ACCOUNT (1)	SURVIVOR CURVE (2)	NET SALVAGE PERCENT (3)	ORIGINAL COST (4)	BOOK DEPRECIATION RESERVE (5)	FUTURE ACCRUALS (6)	CALCULATED ANNUAL ACCRUAL AMOUNT (7)	ACCRUAL RATE (8)=(7)/(4)	CAPITAL RECOVERY RATE (9)	COST OF REMOVAL RATE (10)	GROSS SALVAGE RATE (11)	
DEPRECIABLE PLANT											
INTANGIBLE PLANT											
302.00	FRANCHISES AND CONSENTS	20-SQ	0	387.49	329	58	46	11.87	11.87	0.00	0.00
TOTAL INTANGIBLE PLANT			387.49	329	58	46					
PRODUCTION PLANT											
350.20	RIGHTS OF WAY	65-R4	0	101,212.49	71,823	29,389	554	0.55	0.55	0.00	0.00
351.20	COMPRESSOR STATION STRUCTURES	60-R2.5	(20)	10,661,701.18	1,998,541	10,795,500	210,995	1.98	1.65	0.33	0.00
351.30	MEASURING AND REGULATING STATION STRUCTURES	65-R3	(5)	33,043.05	17,428	17,267	311	0.94	0.90	0.04	0.00
351.40	OTHER STRUCTURES	65-R2.5	(20)	7,456,402.54	1,269,470	7,678,213	135,132	1.81	1.51	0.30	0.00
352.10	STORAGE LEASEHOLDS AND RIGHTS	75-R4	0	548,241.14	548,241	0	0	-	0.00	0.00	0.00
352.20	RESERVOIRS	65-R4	0	400,511.40	400,511	0	0	-	0.00	0.00	0.00
352.30	NONRECOVERABLE NATURAL GAS	50-SQ	0	9,648,855.00	8,531,757	1,117,098	73,252	0.76	0.76	0.00	0.00
352.40	WELL DRILLING	65-R2.5	(50)	5,843,091.23	1,625,458	7,139,179	163,256	2.79	1.86	0.93	0.00
352.50	WELL EQUIPMENT	45-R0.5	(50)	16,339,761.29	1,585,810	22,923,832	639,442	3.91	2.61	1.30	0.00
353.00	LINES	50-R2	(20)	28,179,530.21	10,055,203	23,760,233	606,950	2.15	1.79	0.36	0.00
354.00	COMPRESSOR STATION EQUIPMENT	45-R1.5	(15)	67,101,600.61	11,327,315	65,839,526	1,705,668	2.54	2.21	0.33	0.00
355.00	MEASURING AND REGULATING EQUIPMENT	45-S0	(20)	2,738,629.03	441,124	2,845,231	72,255	2.66	2.22	0.47	(0.02)
356.00	PURIFICATION EQUIPMENT	49-R2	(30)	27,989,048.00	7,380,361	29,005,401	715,616	2.56	1.97	0.59	0.00
357.00	OTHER EQUIPMENT	47-R2	(10)	4,967,137.16	823,728	4,640,123	116,840	2.35	2.14	0.21	0.00
TOTAL PRODUCTION PLANT			182,008,764.33	46,076,770	175,790,992	4,440,941	2.44				
TRANSMISSION PLANT											
365.20	RIGHTS OF WAY	75-R4	0	220,659.05	211,882	8,777	247	0.11	0.11	0.00	0.00
367.00	MAINS	65-R2.5	(40)	60,204,782.68	14,420,032	69,866,664	1,329,465	2.21	1.58	0.63	0.00
TOTAL TRANSMISSION PLANT			60,425,441.73	14,631,914	69,875,441	1,329,712	2.20				
DISTRIBUTION PLANT											
374.22	OTHER DISTRIBUTION LAND RIGHTS	75-S3	0	74,018.23	74,018	0	0	-	0.00	0.00	0.00
375.10	STRUCTURES AND IMPROVEMENTS - CITY GATE STATION	50-R3	(20)	519,543.44	113,048	510,404	14,437	2.78	2.32	0.46	0.00
375.20	STRUCTURES AND IMPROVEMENTS - OTHER DISTRIBUTION	42-L1.5	(20)	765,267.96	352,566	565,756	18,878	2.47	2.06	0.41	0.00
376.00	MAINS	67-R2.5	(40)	443,944,388.29	150,266,657	471,255,487	9,180,586	2.07	1.48	0.64	(0.04)
378.00	MEASURING AND REGULATING STATION EQUIPMENT - GENERAL	43-S0	(20)	30,245,523.95	2,928,855	33,365,774	930,687	3.08	2.56	0.56	(0.05)
379.00	MEASURING AND REGULATING STATION EQUIPMENT - CITY GATE	37-S0	(40)	13,757,154.12	1,546,565	17,713,451	593,727	4.32	3.08	1.29	(0.06)
380.00	SERVICES	46-S0	(55)	449,459,091.83	141,009,250	555,652,342	14,259,475	3.17	2.05	1.13	0.00
381.00	METERS	26-R2.5	(10)	64,031,905.62	14,714,042	55,721,054	3,368,120	5.26	4.78	0.57	(0.10)
383.00	HOUSE REGULATORS	31-S1.5	(10)	27,563,936.65	7,992,049	22,328,281	1,039,520	3.77	3.43	0.34	0.00
385.00	INDUSTRIAL MEASURING AND REGULATING STATION EQUIPMENT	45-S1.5	(5)	1,181,462.74	228,237	1,012,299	28,136	2.38	2.27	0.11	0.00
387.00	OTHER EQUIPMENT	42-R2.5	0	51,112.34	31,137	19,975	836	1.64	1.64	0.00	0.00
TOTAL DISTRIBUTION PLANT			1,031,593,405.17	319,256,424	1,158,144,823	29,434,402	2.85				



LOUISVILLE GAS AND ELECTRIC
GAS PLANTTABLE 2. SUMMARY OF ESTIMATED SURVIVOR CURVES, NET SALVAGE, ORIGINAL COST, BOOK DEPRECIATION RESERVE AND
CALCULATED ANNUAL DEPRECIATION RATES BY COMPONENT AS OF JUNE 30, 2020

ACCOUNT (1)	SURVIVOR CURVE (2)	NET SALVAGE PERCENT (3)	ORIGINAL COST (4)	BOOK DEPRECIATION RESERVE (5)	FUTURE ACCRUALS (6)	CALCULATED ANNUAL ACCRUAL AMOUNT (7)	CALCULATED ANNUAL ACCRUAL RATE (8)=(7)/(4)	CAPITAL RECOVERY RATE (9)	COST OF REMOVAL RATE (10)	GROSS SALVAGE RATE (11)
GENERAL PLANT										
392.00	TRANSPORTATION EQUIPMENT - CARS AND LIGHT TRUCKS	10-S2	87,402.64	24,371	63,032	10,394	11.89	11.89	0.00	0.00
392.10	TRANSPORTATION EQUIPMENT - HEAVY TRUCKS AND OTHER	11-L3	1,286,045.28	669,643	616,402	111,860	8.70	8.70	0.00	0.00
392.20	TRANSPORTATION EQUIPMENT - TRAILERS	17-S2	719,020.36	238,794	480,226	46,307	6.44	6.44	0.00	0.00
394.00	TOOLS, SHOP, AND GARAGE EQUIPMENT	25-SQ	8,021,468.81	3,033,641	4,987,828	291,463	3.63	3.63	0.00	0.00
396.10	POWER OPERATED EQUIPMENT - HOURLY RATED	15-L2.5	4,474,881.12	1,839,143	2,635,738	230,955	5.16	5.16	0.00	0.00
396.20	POWER OPERATED EQUIPMENT - OTHER	24-L1.5	426,114.76	146,077	280,038	13,690	3.21	3.21	0.00	0.00
TOTAL GENERAL PLANT			15,014,932.97	5,951,669	9,063,264	704,669	4.69			
TOTAL DEPRECIABLE PLANT			1,289,042,931.69	385,917,106	1,412,874,578	35,909,770	2.79			
NONDEPRECIABLE PLANT										
350.10	LAND		250,794.93							
374.12	LAND		60,478.68							
374.13	LAND		584,511.54							
TOTAL NONDEPRECIABLE PLANT			895,785.15							
TOTAL GAS PLANT			1,289,938,716.84	385,917,106	1,412,874,578	35,909,770				

From: [Daly, Karen](#)
To: [Wiseman, Sara](#); [Riggs, Eric](#)
Subject: FW: Link for returning files
Date: Monday, August 03, 2020 9:13:31 AM

The files have been saved in the received folder.

his PC > PropAcct (\\fs2) (I:) > Depreciation Study > 2020 Study > Files received from Spanos > Received - 08032020

Name	Date modified	Type	Size
 KU-0630220-Reserve Adjustments-By Co...	8/3/2020 9:12 AM	Microsoft Excel W...	226 KB
 LGE - 06302020 - Electric - Reserve Adjust...	8/3/2020 9:12 AM	Microsoft Excel W...	158 KB

From: jspanos@GFNET.com <jspanos@GFNET.com>
Sent: Saturday, August 01, 2020 3:27 PM
To: Daly, Karen <Karen.Daly@lge-ku.com>
Subject: Re: Link for returning files

The following documents have been sent to you:

[KU-0630220-Reserve Adjustments-By Component.xlsx](#) (222.63 KB)

[LGE - 06302020 - Electric - Reserve Adjustments - By Component.xlsx](#) (153.34 KB)

Click the [Workspace](#) Link to retrieve files.

This link will expire on 9/1/2020 7:25:28 PM

PLEASE NOTE

If you do not have an account or your account has expired, You will be prompted to create an account.

Once you create your account you will receive an email from ftp.support@lge-ku.com to verify your account.

If you do not receive this email, please contact your IT Department and have them whitelist ftp.support@lge-ku.com or the LG&E Domain (@lge-ku.com)

here are the reserve adjustments as of June 30 segregated by component. only electric assets had additional reserve adjustments

KENTUCKY UTILITIES

RESERVE ADJUSTMENTS
AS OF JUNE 30, 2020

ACCOUNT		RECLASSIFIED RESERVE	CAPITAL RECOVERY RECLASSIFIED RESERVE	COST OF REMOVAL RECLASSIFIED RESERVE	RETIRED PLANT RESERVE ADJUSTMENTS	CAPITAL RECOVERY RETIRED PLANT RESERVE ADJUSTMENTS	COST OF REMOVAL RETIRED PLANT RESERVE ADJUSTMENTS
(1)		(2)	(3)	(4)	(5)	(6)	(7)
DEPRECIABLE PLANT							
INTANGIBLE PLANT							
302.00	FRANCHISES AND CONSENTS						
303.00	MISCELLANEOUS INTANGIBLE PLANT						
303.10	CCS SOFTWARE						
TOTAL INTANGIBLE PLANT		0	0	0	0	0	0
STEAM PRODUCTION PLANT							
311.00	STRUCTURES AND IMPROVEMENTS						
	TRIMBLE COUNTY UNIT 2				(874,441)		(874,441)
	TRIMBLE COUNTY UNIT 2 SCRUBBER						
	TRIMBLE COUNTY TRAINING CENTER						
	SYSTEM LABORATORY						
	BROWN UNIT 1	(40,153)		(40,153)			
	BROWN UNIT 2	(26,553)		(26,553)			
	BROWN UNIT 3						
	BROWN UNIT 1, 2 AND 3 SCRUBBER	66,706		66,706			
	GHEHT UNIT 1 SCRUBBER						
	GHEHT UNIT 1				(129,985)		(129,985)
	GHEHT UNIT 2				(65,303)		(65,303)
	GHEHT UNIT 3				(3,606,605)		(3,606,605)
	GHEHT UNIT 4				(797,943)		(797,943)
	GHEHT UNIT 2 SCRUBBER				(745,079)		(745,079)
TOTAL ACCOUNT 311 - STRUCTURES AND IMPROVEMENTS		0	0	0	(6,219,356)	0	(6,219,356)
311.20	STRUCTURES AND IMPROVEMENTS - RETIRED PLANT						
	TYRONE UNIT 3				3,078,041		3,078,041
	TYRONE UNITS 1 AND 2				(43,072)		(43,072)
	GREEN RIVER UNIT 3						
	GREEN RIVER UNIT 4				1,540,938		1,540,938
	GREEN RIVER UNITS 1 AND 2						
	PINEVILLE UNIT 3				1,643,449		1,643,449
TOTAL ACCOUNT 311.2 - STRUCTURES AND IMPROVEMENTS - RETIRED PLANT		0	0	0	6,219,356	0	6,219,356
312.00	BOILER PLANT EQUIPMENT						
	TRIMBLE COUNTY UNIT 2						
	TRIMBLE COUNTY UNIT 2 SCRUBBER						
	BROWN UNIT 1	(111,332)		(111,332)			
	BROWN UNIT 2	(56,230)		(56,230)			
	BROWN UNIT 3						
	BROWN UNIT 1, 2 AND 3 SCRUBBER	167,562		167,562			
	GHEHT UNIT 1 SCRUBBER						
	GHEHT UNIT 1						
	GHEHT UNIT 2						
	GHEHT UNIT 3						
	GHEHT UNIT 4						
	GHEHT UNIT 2 SCRUBBER						
	GHEHT UNIT 3 SCRUBBER						
	GHEHT UNIT 4 SCRUBBER						
TOTAL ACCOUNT 312 - BOILER PLANT EQUIPMENT		0	0	0	0	0	0
312.10	BOILER PLANT EQUIPMENT - ASH PONDS						
	TRIMBLE COUNTY UNIT 2 BOTTOM ASH POND (NOTE 1 below)	(3,704,415)	(3,704,415)				
	TRIMBLE COUNTY UNIT 2 GYPSUM ASH POND (NOTE 1 below)	3,704,415	3,704,415				
	BROWN UNIT 1 ASH POND						
	BROWN UNIT 3 ASH POND						
	GHEHT UNIT 1 SCRUBBER ASH POND						
	GHEHT UNIT 1 ASH POND						
	GHEHT UNIT 4 ASH POND						
	GHEHT UNIT 2 SCRUBBER ASH POND						
	TYRONE UNIT 3 - ASH POND						
	GREEN RIVER UNIT 3 - ASH POND						
	PINEVILLE UNIT 3 - ASH POND						
TOTAL ACCOUNT 312.1 - BOILER PLANT EQUIPMENT - ASH PONDS		0	0	0	0	0	0
Note 1--This adjustment was entered in July 2020 as it is a correctio of a June 2020 reserve adjustment.							
314.00	TURBOGENERATOR UNITS						
	TRIMBLE COUNTY UNIT 2						
	BROWN UNIT 1	(4,078)		(4,078)			
	BROWN UNIT 2	(5,533)		(5,533)			
	BROWN UNIT 3	9,611		9,611			
	GHEHT UNIT 1						
	GHEHT UNIT 2						
	GHEHT UNIT 3						
	GHEHT UNIT 4						
TOTAL ACCOUNT 314 - TURBOGENERATOR UNITS		0	0	0	0	0	0
315.00	ACCESSORY ELECTRIC EQUIPMENT						
	TRIMBLE COUNTY UNIT 2						
	TRIMBLE COUNTY UNIT 2 SCRUBBER						
	BROWN UNIT 1	(42,607)		(42,607)			
	BROWN UNIT 2	(8,604)		(8,604)			
	BROWN UNIT 3	51,211		51,211			
	BROWN UNIT 1, 2 AND 3 SCRUBBER						
	GHEHT UNIT 1 SCRUBBER						
	GHEHT UNIT 1						
	GHEHT UNIT 2						
	GHEHT UNIT 3						
	GHEHT UNIT 4						
	GHEHT UNIT 2 SCRUBBER						
	GHEHT UNIT 3 SCRUBBER						
	GHEHT UNIT 4 SCRUBBER						
TOTAL ACCOUNT 315 - ACCESSORY ELECTRIC EQUIPMENT		0	0	0	0	0	0
316.00	MISCELLANEOUS PLANT EQUIPMENT						
	TRIMBLE COUNTY UNIT 2						
	SYSTEM LABORATORY						
	BROWN UNIT 1	(947)		(947)			
	BROWN UNIT 2	(665)		(665)			
	BROWN UNIT 3	1,612		1,612			

KENTUCKY UTILITIES

RESERVE ADJUSTMENTS
AS OF JUNE 30, 2020

ACCOUNT (1)	RECLASSIFIED RESERVE (2)	CAPITAL RECOVERY RECLASSIFIED RESERVE (3)	COST OF REMOVAL RECLASSIFIED RESERVE (4)	RETIRED PLANT RESERVE ADJUSTMENTS (5)	CAPITAL RECOVERY RETIRED PLANT RESERVE ADJUSTMENTS (6)	COST OF REMOVAL RETIRED PLANT RESERVE ADJUSTMENTS (7)
GHEENT UNIT 1 SCRUBBER GHEENT UNIT 1 GHEENT UNIT 2 GHEENT UNIT 3 GHEENT UNIT 4						
TOTAL ACCOUNT 316 - MISCELLANEOUS PLANT EQUIPMENT	0	0	0	0	0	0
TOTAL STEAM PRODUCTION PLANT	0	0	0	0	0	0
HYDROELECTRIC PRODUCTION PLANT						
330.10 LAND RIGHTS DIX DAM						
TOTAL ACCOUNT 330.1 - LAND RIGHTS	0	0	0	0	0	0
331.00 STRUCTURES AND IMPROVEMENTS DIX DAM						
TOTAL ACCOUNT 331 - STRUCTURES AND IMPROVEMENTS	0	0	0	0	0	0
332.00 RESERVOIRS, DAMS & WATERWAY DIX DAM	(130,725)	(130,725)				
TOTAL ACCOUNT 332 - RESERVOIRS, DAMS & WATERWAYS	(130,725)	(130,725)	0	0	0	0
333.00 WATER WHEELS, TURBINES & GENERATORS DIX DAM						
TOTAL ACCOUNT 333 - WATER WHEELS, TURBINES & GENERATORS	0	0	0	0	0	0
334.00 ACCESSORY ELECTRIC EQUIPMENT DIX DAM						
TOTAL ACCOUNT 334 - ACCESSORY ELECTRIC EQUIPMENT	0	0	0	0	0	0
335.00 MISCELLANEOUS POWER PLANT EQUIPMENT DIX DAM						
TOTAL ACCOUNT 335 - MISCELLANEOUS POWER PLANT EQUIPMENT	0	0	0	0	0	0
336.00 ROADS, RAILROADS & BRIDGES DIX DAM	130,725	130,725				
TOTAL ACCOUNT 336 - ROADS, RAILROADS & BRIDGES	130,725	130,725	0	0	0	0
TOTAL HYDROELECTRIC PRODUCTION PLANT	0	0	0	0	0	0
OTHER PRODUCTION PLANT						
340.10 LAND RIGHTS BROWN CT GAS PIPELINE						
TOTAL ACCOUNT 340.1 - LAND AND LAND RIGHTS	0	0	0	0	0	0
341.00 STRUCTURES AND IMPROVEMENTS CANE RUN CC 7 TRIMBLE COUNTY CT 5 TRIMBLE COUNTY CT 6 TRIMBLE COUNTY CT 7 TRIMBLE COUNTY CT 8 TRIMBLE COUNTY CT 9 TRIMBLE COUNTY CT 10 BROWN CT 5 BROWN CT 6 BROWN CT 7 BROWN CT 8 BROWN CT 9 BROWN CT 10 BROWN CT 11 BROWN SOLAR HAEFLING UNITS 1, 2 AND 3 PADDY'S RUN GENERATOR 13 SIMPSONVILLE SOLAR						
TOTAL ACCOUNT 341 - STRUCTURES AND IMPROVEMENTS	0	0	0	0	0	0
342.00 FUEL HOLDERS, PRODUCERS AND ACCESSORIES CANE RUN CC 7 CANE RUN GAS PIPELINE PADDY'S RUN CT PIPELINE TRIMBLE COUNTY CT 5 TRIMBLE COUNTY CT 6 TRIMBLE COUNTY CT PIPELINE TRIMBLE COUNTY CT 7 TRIMBLE COUNTY CT 8 TRIMBLE COUNTY CT 9 TRIMBLE COUNTY CT 10 BROWN CT 5 BROWN CT 6 BROWN CT 7 BROWN CT 8 BROWN CT 9 BROWN CT 10 BROWN CT 11 BROWN CT GAS PIPELINE HAEFLING UNITS 1, 2 AND 3 PADDY'S RUN GENERATOR 13						
TOTAL ACCOUNT 342 - FUEL HOLDERS, PRODUCERS AND ACCESSORIES	0	0	0	0	0	0
343.00 PRIME MOVERS CANE RUN CC 7 TRIMBLE COUNTY CT 5 TRIMBLE COUNTY CT 6 TRIMBLE COUNTY CT 7 TRIMBLE COUNTY CT 8 TRIMBLE COUNTY CT 9 TRIMBLE COUNTY CT 10						

KENTUCKY UTILITIES

RESERVE ADJUSTMENTS
AS OF JUNE 30, 2020

ACCOUNT (1)	RECLASSIFIED RESERVE (2)	CAPITAL RECOVERY RECLASSIFIED RESERVE (3)	COST OF REMOVAL RECLASSIFIED RESERVE (4)	RETIRED PLANT RESERVE ADJUSTMENTS (5)	CAPITAL RECOVERY RETIRED PLANT RESERVE ADJUSTMENTS (6)	COST OF REMOVAL RETIRED PLANT RESERVE ADJUSTMENTS (7)
BROWN CT 5						
BROWN CT 6						
BROWN CT 7						
BROWN CT 8						
BROWN CT 9						
BROWN CT 10						
BROWN CT 11						
PADDY'S RUN GENERATOR 13						
TOTAL ACCOUNT 343 - PRIME MOVERS	0	0	0	0	0	0
344.00 GENERATORS						
CANE RUN CC 7						
TRIMBLE COUNTY CT 5						
TRIMBLE COUNTY CT 6						
TRIMBLE COUNTY CT 7						
TRIMBLE COUNTY CT 8						
TRIMBLE COUNTY CT 9						
TRIMBLE COUNTY CT 10						
BROWN CT 5						
BROWN CT 6						
BROWN CT 7						
BROWN CT 8						
BROWN CT 9						
BROWN CT 10						
BROWN CT 11						
BROWN SOLAR						
HAEFLING UNITS 1, 2 AND 3						
PADDY'S RUN GENERATOR 13						
SIMPSONVILLE SOLAR						
OTHER SOLAR						
TOTAL ACCOUNT 344 - GENERATORS	0	0	0	0	0	0
345.00 ACCESSORY ELECTRIC EQUIPMENT						
CANE RUN CC 7						
TRIMBLE COUNTY CT 5						
TRIMBLE COUNTY CT 6						
TRIMBLE COUNTY CT 7						
TRIMBLE COUNTY CT 8						
TRIMBLE COUNTY CT 9						
TRIMBLE COUNTY CT 10						
BROWN CT 5						
BROWN CT 6						
BROWN CT 7						
BROWN CT 8						
BROWN CT 9						
BROWN CT 10						
BROWN CT 11						
BROWN SOLAR						
HAEFLING UNITS 1, 2 AND 3						
PADDY'S RUN GENERATOR 13						
SIMPSONVILLE SOLAR						
OTHER SOLAR						
TOTAL ACCOUNT 345 - ACCESSORY ELECTRIC EQUIPMENT	0	0	0	0	0	0
346.00 MISCELLANEOUS PLANT EQUIPMENT						
CANE RUN CC 7						
TRIMBLE COUNTY CT 5						
TRIMBLE COUNTY CT 7						
TRIMBLE COUNTY CT 8						
TRIMBLE COUNTY CT 9						
TRIMBLE COUNTY CT 10						
BROWN CT 5						
BROWN CT 6						
BROWN CT 7						
BROWN CT 8						
BROWN CT 9						
BROWN CT 10						
BROWN CT 11						
BROWN SOLAR						
HAEFLING UNITS 1, 2 AND 3						
PADDY'S RUN GENERATOR 13						
SIMPSONVILLE SOLAR						
TOTAL ACCOUNT 346 - MISCELLANEOUS PLANT EQUIPMENT	0	0	0	0	0	0
TOTAL OTHER PRODUCTION PLANT	0	0	0	0	0	0
TRANSMISSION PLANT						
350.10 LAND AND LAND RIGHTS						
352.10 STRUCTURES & IMPROVEMENTS - NON SYS CONTROL/COM						
353.10 STATION EQUIPMENT - NON SYS CONTROL/COM						
353.20 STATION EQUIPMENT - SYS CONTROL/COM						
354.00 TOWERS AND FIXTURES						
355.00 POLES AND FIXTURES						
356.00 OVERHEAD CONDUCTORS AND DEVICES						
357.00 UNDERGROUND CONDUIT						
358.00 UNDERGROUND CONDUCTORS AND DEVICES						
TOTAL TRANSMISSION PLANT	0	0	0	0	0	0
DISTRIBUTION PLANT						
360.10 LAND AND LAND RIGHTS						
361.00 STRUCTURES AND IMPROVEMENTS						
362.00 STATION EQUIPMENT						
364.00 POLES, TOWERS, AND FIXTURES						
365.00 OVERHEAD CONDUCTORS AND DEVICES						
366.00 UNDERGROUND CONDUIT						
367.00 UNDERGROUND CONDUCTORS AND DEVICES						
368.00 LINE TRANSFORMERS						
369.00 SERVICES						
370.00 METERS						
370.01 METERS - AMS						
370.11 METERS - AMI						
370.20 METERS - CT AND PT						
371.00 INSTALLATIONS ON CUSTOMERS' PREMISES						
371.01 INSTALLATIONS ON CUSTOMERS' PREMISES - EV CHARGING STATIONS						
373.00 STREET LIGHTING AND SIGNAL SYSTEMS						

LOUISVILLE GAS AND ELECTRIC
ELECTRIC PLANTRESERVE ADJUSTMENTS
AS OF JUNE 30, 2020

	ACCOUNT (1)	RECLASSIFIED RESERVE (2)	CAPITAL RECOVERY RECLASSIFIED RESERVE (3)	COST OF REMOVAL RECLASSIFIED RESERVE (4)	RETIRED PLANT RESERVE ADJUSTMENTS (5)	CAPITAL RECOVERY RETIRED PLANT RESERVE ADJUSTMENTS (6)	COST OF REMOVAL RETIRED PLANT RESERVE ADJUSTMENTS (7)	
	DEPRECIABLE PLANT							
	STEAM PRODUCTION PLANT							
311.00	STRUCTURES AND IMPROVEMENTS RIVERPORT DISTRIBUTION CENTER MILL CREEK UNIT 1 MILL CREEK-SO2 UNIT 1 MILL CREEK UNIT 2 MILL CREEK-SO2 UNIT 2 MILL CREEK UNIT 3 MILL CREEK SO2 UNIT 3 MILL CREEK UNIT 4 MILL CREEK-SO2 UNIT 4 TRIMBLE COUNTY UNIT 1 TRIMBLE COUNTY SO2 UNIT 1 TRIMBLE COUNTY UNIT 2 TRIMBLE COUNTY SO2 UNIT 2 TRIMBLE COUNTY TRAINING CENTER <i>TOTAL ACCOUNT 311 - STRUCTURES AND IMPROVEMENTS</i>	11 (11) 3,133 (3,133)	10 (10) 2,914 (2,914)	1 (1) 219 (219)		(752,871) (1,505,969)		(752,871) (1,505,969)
311.20	STRUCTURES AND IMPROVEMENTS - RETIRED PLANT CANE RUN UNIT 1 CANE RUN UNIT 2 CANE RUN UNIT 3 CANE RUN UNIT 4 CANE RUN-SO2 UNIT 4 CANE RUN UNIT 5 AND SO2 UNIT 5 CANE RUN UNIT 6 AND SO2 UNIT 6 <i>TOTAL ACCOUNT 311.2 - STRUCTURES AND IMPROVEMENTS - RETIRED PLANT</i>					(1,707) 1,707	(1,707) 1,707	
312.00	BOILER PLANT EQUIPMENT MILL CREEK UNIT 1 MILL CREEK-SO2 UNIT 1 MILL CREEK UNIT 2 MILL CREEK-SO2 UNIT 2 MILL CREEK UNIT 3 MILL CREEK-SO2 UNIT 3 MILL CREEK UNIT 4 MILL CREEK-SO2 UNIT 4 TRIMBLE COUNTY UNIT 1 TRIMBLE COUNTY SO2 UNIT 1 TRIMBLE COUNTY UNIT 2 TRIMBLE COUNTY SO2 UNIT 2 <i>TOTAL ACCOUNT 312 - BOILER PLANT EQUIPMENT</i>							
312.10	BOILER PLANT EQUIPMENT - ASH PONDS MILL CREEK UNIT 1 ASH POND MILL CREEK UNIT 3 ASH POND TRIMBLE COUNTY UNIT 1 ASH POND TRIMBLE COUNTY UNIT 2 ASH POND <i>TOTAL ACCOUNT 312.1 - BOILER PLANT EQUIPMENT - ASH PONDS</i>							
314.00	TURBOGENERATOR UNITS MILL CREEK UNIT 1 MILL CREEK UNIT 2 MILL CREEK UNIT 3 MILL CREEK UNIT 4 TRIMBLE COUNTY UNIT 1 TRIMBLE COUNTY UNIT 2 <i>TOTAL ACCOUNT 314 - TURBOGENERATOR UNITS</i>							
315.00	ACCESSORY ELECTRIC EQUIPMENT MILL CREEK UNIT 1 MILL CREEK-SO2 UNIT 1 MILL CREEK UNIT 2 MILL CREEK-SO2 UNIT 2 MILL CREEK UNIT 3 MILL CREEK-SO2 UNIT 3 MILL CREEK UNIT 4 MILL CREEK-SO2 UNIT 4 TRIMBLE COUNTY UNIT 1 TRIMBLE COUNTY SO2 UNIT 1 TRIMBLE COUNTY UNIT 2 <i>TOTAL ACCOUNT 315 - ACCESSORY ELECTRIC EQUIPMENT</i>							
316.00	MISCELLANEOUS PLANT EQUIPMENT RIVERPORT DISTRIBUTION CENTER MILL CREEK UNIT 1 MILL CREEK UNIT 2 MILL CREEK UNIT 3 MILL CREEK UNIT 4 MILL CREEK-SO2 UNIT 4 TRIMBLE COUNTY UNIT 1 TRIMBLE COUNTY SO2 UNIT 1 TRIMBLE COUNTY UNIT 2 <i>TOTAL ACCOUNT 316 - MISCELLANEOUS PLANT EQUIPMENT</i>							
	TOTAL STEAM PRODUCTION PLANT	0	0	0	0	0	0	
	HYDROELECTRIC PRODUCTION PLANT							
331.00	STRUCTURES AND IMPROVEMENTS OHIO FALLS - NON-PROJECT OHIO FALLS - PROJECT 289 <i>TOTAL ACCOUNT 331 - STRUCTURES AND IMPROVEMENTS</i>							

LOUISVILLE GAS AND ELECTRIC
ELECTRIC PLANTRESERVE ADJUSTMENTS
AS OF JUNE 30, 2020

	ACCOUNT (1)	RECLASSIFIED RESERVE (2)	CAPITAL RECOVERY RECLASSIFIED RESERVE (3)	COST OF REMOVAL RECLASSIFIED RESERVE (4)	RETIRED PLANT RESERVE ADJUSTMENTS (5)	CAPITAL RECOVERY RETIRED PLANT RESERVE ADJUSTMENTS (6)	COST OF REMOVAL RETIRED PLANT RESERVE ADJUSTMENTS (7)
332.00	RESERVOIRS, DAMS & WATERWAY OHIO FALLS - PROJECT 289						
	<i>TOTAL ACCOUNT 332 - RESERVOIRS, DAMS & WATERWAY</i>	0	0	0	0	0	0
333.00	WATER WHEELS, TURBINES & GENERATORS OHIO FALLS - PROJECT 289						
	<i>TOTAL ACCOUNT 333 - WATER WHEELS, TURBINES & GENERATORS</i>	0	0	0	0	0	0
334.00	ACCESSORY ELECTRIC EQUIPMENT OHIO FALLS - PROJECT 289						
	<i>TOTAL ACCOUNT 334 - ACCESSORY ELECTRIC EQUIPMENT</i>	0	0	0	0	0	0
335.00	MISCELLANEOUS PLANT EQUIPMENT OHIO FALLS - NON-PROJECT OHIO FALLS - PROJECT 289	(3,614) 3,614	(3,542) 3,542	(72) 72			
	<i>TOTAL ACCOUNT 335 - MISCELLANEOUS PLANT EQUIPMENT</i>	0	0	0	0	0	0
336.00	ROADS, RAILROADS & BRIDGES OHIO FALLS - NON-PROJECT OHIO FALLS - PROJECT 289						
	<i>TOTAL ACCOUNT 336 - ROADS, RAILROADS & BRIDGES</i>	0	0	0	0	0	0
	TOTAL HYDROELECTRIC PRODUCTION PLANT	0	0	0	0	0	0
	OTHER PRODUCTION PLANT						
341.00	STRUCTURES AND IMPROVEMENTS CANE RUN CC 7 ZORN AND RIVER ROAD GAS TURBINE PADDY'S RUN GENERATOR 12 PADDY'S RUN GENERATOR 13 BROWN CT 5 BROWN CT 6 BROWN CT 7 BROWN SOLAR TRIMBLE COUNTY CT 5 TRIMBLE COUNTY CT 6 TRIMBLE COUNTY CT 7 TRIMBLE COUNTY CT 8 TRIMBLE COUNTY CT 9 TRIMBLE COUNTY CT 10 SIMPSONVILLE SOLAR	(1,082) 1,082	(1,017) 1,017	(65) 65			
	<i>TOTAL ACCOUNT 341 - STRUCTURES AND IMPROVEMENTS</i>	0	0	0	0	0	0
341.20	STRUCTURES AND IMPROVEMENTS - RETIRED PLANT CANE RUN GT 11						
	<i>TOTAL ACCOUNT 341.2 - STRUCTURES AND IMPROVEMENTS - RETIRED PLANT</i>	0	0	0	0	0	0
342.00	FUEL HOLDERS, PRODUCERS AND ACCESSORIES CANE RUN GT 11 CANE RUN CC 7 CANE RUN GAS PIPELINE ZORN AND RIVER ROAD GAS TURBINE PADDY'S RUN GENERATOR 11 PADDY'S RUN GENERATOR 12 PADDY'S RUN GENERATOR 13 PADDY'S RUN CT PIPELINE BROWN CT 5 BROWN CT 6 BROWN CT 7 TRIMBLE COUNTY CT 5 TRIMBLE COUNTY CT 6 TRIMBLE COUNTY CT PIPELINE TRIMBLE COUNTY CT 7 TRIMBLE COUNTY CT 8 TRIMBLE COUNTY CT 9 TRIMBLE COUNTY CT 10	(517) 517	(486) 486	(31) 31			
	<i>TOTAL ACCOUNT 342 - FUEL HOLDERS, PRODUCERS AND ACCESSORIES</i>	0	0	0	0	0	0
343.00	PRIME MOVERS CANE RUN CC 7 PADDY'S RUN GENERATOR 13 BROWN CT 5 BROWN CT 6 BROWN CT 7 TRIMBLE COUNTY CT 5 TRIMBLE COUNTY CT 6 TRIMBLE COUNTY CT 7 TRIMBLE COUNTY CT 8 TRIMBLE COUNTY CT 9 TRIMBLE COUNTY CT 10						
	<i>TOTAL ACCOUNT 343 - PRIME MOVERS</i>	0	0	0	0	0	0
344.00	GENERATORS CANE RUN GT 11 CANE RUN CC 7 ZORN AND RIVER ROAD GAS TURBINE PADDY'S RUN GENERATOR 11 PADDY'S RUN GENERATOR 12 PADDY'S RUN GENERATOR 13 BROWN CT 5 BROWN CT 6 BROWN CT 7 BROWN SOLAR						

From: [Rutter, Cheryl A.](#)
To: [Wiseman, Sara](#)
Cc: [Whitaker, Sherrie](#); [Daly, Karen](#)
Subject: Invoice for Services Provided by Gannett Fleming re LG&E/KU Contract No. 152967 - Depreciation Studies - ACTION REQUESTED
Date: Friday, August 07, 2020 3:06:56 PM
Attachments: [066193 - No. 5361 - August 5, 2020.pdf](#)
Importance: High

EXTERNAL email. STOP and THINK before responding, clicking on links, or opening attachments.

Good afternoon, Sara.....

I hope that all is well with you and your staff.

Attached is our invoice related to consulting services for LG&E/KU re Contract No. 152967 - Depreciation Studies – LG&E and KU Services Company during the period May 23 thru July 3, 2020.

Would you please take the necessary action to have the invoice approved and sent to your Accounts Payable folks for processing of payment.

No paper copy will be sent.

If you have any questions related to the invoice, please contact either John Spanos at jspanos@gfnet.com or me at crutter@gfnet.com.

Thank you, and have a safe and pleasant day.

Cheryl

Cheryl Ann Rutter, CPS | Administrator
Gannett Fleming Valuation and Rate Consultants, LLC
Address: 207 Senate Avenue, Camp Hill, PA 17011

717-886-5712

Email: crutter@gfnet.com

Fax: 717-763-4590

#BeHealthyBeSafeBeKind

Excellence Delivered As Promised

Gannett Fleming is ISO 9001:2015 Certified

www.gannettfleming.com | Stay connected: [Twitter](#) | [Facebook](#) | [LinkedIn](#) | [YouTube](#)

PRINTING SUSTAINABILITY STATEMENT: Gannett Fleming is committed to conserving natural resources and minimizing adverse environmental impacts in projects. Accordingly, project documentation will be provided in electronic format only unless clients specifically request hard copies. Visit our [website](#) to read more about our sustainability commitment.

CONFIDENTIALITY NOTICE: This email and any attachments may contain confidential information for the use of the named addressee. If you are not the intended recipient, you are hereby notified that you have received this communication in error and that any review, disclosure, dissemination, distribution or copying of it or its contents is prohibited.



Excellence Delivered **As Promised**

Gannett Fleming Valuation and Rate Consultants, LLC

LG&E and KU Services Company
Attn: Sara Wiseman
P.O. Box 32010
Louisville, KY 40232-7100

ACH/EFT Payment Information:
ABA: 031312738
Account No.: 5003165655
Account Name: Gannett Fleming

Check Payment Information:
Gannett Fleming Valuation and Rate Consultants, LLC
PO Box 829160
Philadelphia, PA 19182-9160

Project: 066193
Invoice No: 066193*5361
Invoice Date: August 5, 2020

Federal EIN: 46-4413705
Send Remit Info: AccountsReceivable@gfnet.com

Note: TO PREVENT IMPOSTER FRAUD. If you receive any notification of a change in payment instructions, you should call our Accounts Receivable department at 717-763-7211 to verify the authenticity of the change. We cannot be held responsible for a misdirected payment as a result of your not confirming authenticity of requested changes to payment instructions or "imposter hacks" to your system.

Invoice Period: May 23, 2020 through July 3, 2020

Project Manager : John J. Spanos **jspanos@gfnet.com**

Contract No. 152967- Depreciation Studies of LG&E and KU Services Company

Summary of Current Charges

Phase 100	- DEPR - LG&E - ELECTRIC	\$	3,460.00
Phase 101	- DEPR - LG&E - GAS		330.00
Phase 200	- DEPR - KENTUCKY UTILITIES		2,860.00
	Total Charges		<u>\$ 6,650.00</u>
	Total Due This Invoice		\$6,650.00

Gannett Fleming Valuation and Rate Consultants, LLC

Phase 100 -- Depr - LG&E - Electric

Labor Costs

<u>Labor Classification</u>	<u>Hours</u>	<u>Rate</u>	<u>Amount</u>
Analyst	8.00	\$ 180.00	\$ 1,440.00
John J. Spanos	7.00	280.00	1,960.00
Support Staff	0.50	120.00	60.00
Total Labor Costs			\$ 3,460.00
Total Phase -- 100			\$ 3,460.00

Phase 101 -- Depr - LG&E - Gas

Labor Costs

<u>Labor Classification</u>	<u>Hours</u>	<u>Rate</u>	<u>Amount</u>
Analyst	1.50	180.00	270.00
Support Staff	0.50	120.00	60.00
Total Labor Costs			\$ 330.00
Total Phase -- 101			\$ 330.00

Phase 200 -- Depr - Kentucky Utilities

Labor Costs

<u>Labor Classification</u>	<u>Hours</u>	<u>Rate</u>	<u>Amount</u>
Analyst	7.00	180.00	1,260.00
John J. Spanos	5.50	280.00	1,540.00
Support Staff	0.50	120.00	60.00
Total Labor Costs			\$ 2,860.00
Total Phase -- 200			\$ 2,860.00

From: [Rutter, Cheryl A.](#)
To: [Wiseman, Sara](#)
Cc: [Whitaker, Sherrie](#); [Daly, Karen](#)
Subject: Invoice for Services Provided by Gannett Fleming re LG&E/KU Contract No. 152967 - Depreciation Studies - ACTION REQUESTED
Date: Friday, September 04, 2020 2:19:42 PM
Attachments: [066193 - No. 5431 - August 31, 2020.pdf](#)
Importance: High

EXTERNAL email. STOP and THINK before responding, clicking on links, or opening attachments.

Good afternoon, Sara.....

I hope that all is well with you and your staff.

Attached is our invoice related to consulting services for LG&E/KU re Contract No. 152967 - Depreciation Studies – LG&E and KU Services Company during the period July 4 thru July 31, 2020.

Would you please take the necessary action to have the invoice approved and sent to your Accounts Payable folks for processing of payment.

No paper copy will be sent.

If you have any questions related to the invoice, please contact either John Spanos at jspanos@gfnet.com or me at crutter@gfnet.com.

Thank you, and have a safe and pleasant day and holiday weekend.

Cheryl

Cheryl Ann Rutter, CPS | Administrator
Gannett Fleming Valuation and Rate Consultants, LLC
Address: 207 Senate Avenue, Camp Hill, PA 17011

717-886-5712

Email: crutter@gfnet.com

Fax: 717-763-4590

#BeHealthyBeSafeBeKind

Excellence Delivered As Promised

Gannett Fleming is ISO 9001:2015 Certified

www.gannettfleming.com | Stay connected: [Twitter](#) | [Facebook](#) | [LinkedIn](#) | [YouTube](#)

PRINTING SUSTAINABILITY STATEMENT: Gannett Fleming is committed to conserving natural resources and minimizing adverse environmental impacts in projects. Accordingly, project documentation will be provided in electronic format only unless clients specifically request hard copies. Visit our [website](#) to read more about our sustainability commitment.

CONFIDENTIALITY NOTICE: This email and any attachments may contain confidential information for the use of the named addressee. If you are not the intended recipient, you are hereby notified that you have received this communication in error and that any review, disclosure, dissemination, distribution or copying of it or its contents is prohibited.



Excellence Delivered **As Promised**

Gannett Fleming Valuation and Rate Consultants, LLC

LG&E and KU Services Company
Attn: Sara Wiseman
P.O. Box 32010
Louisville, KY 40232-7100

ACH/EFT Payment Information:
ABA: 031312738
Account No.: 5003165655
Account Name: Gannett Fleming

Check Payment Information:
Gannett Fleming Valuation and Rate Consultants, LLC
PO Box 829160
Philadelphia, PA 19182-9160

Project: 066193
Invoice No: 066193*5431
Invoice Date: August 31, 2020

Federal EIN: 46-4413705
Send Remit Info: AccountsReceivable@gfnet.com

Note: TO PREVENT IMPOSTER FRAUD. If you receive any notification of a change in payment instructions, you should call our Accounts Receivable department at 717-763-7211 to verify the authenticity of the change. We cannot be held responsible for a misdirected payment as a result of your not confirming authenticity of requested changes to payment instructions or "imposter hacks" to your system.

Invoice Period: July 4, 2020 through July 31, 2020

Project Manager : John J. Spanos **jspanos@gfnet.com**

Contract No. 152967- Depreciation Studies of LG&E and KU Services Company

Summary of Current Charges

Phase 100	- DEPR - LG&E - ELECTRIC	\$ 2,880.00
Phase 101	- DEPR - LG&E - GAS	560.00
Phase 200	- DEPR - KENTUCKY UTILITIES	2,510.00
	Total Charges	<u>\$ 5,950.00</u>
	Total Due This Invoice	\$5,950.00

Gannett Fleming Valuation and Rate Consultants, LLC

Phase 100 -- Depr - LG&E - Electric

Labor Costs

<u>Labor Classification</u>	<u>Hours</u>	<u>Rate</u>	<u>Amount</u>
Analyst	11.00	\$ 180.00	\$ 1,980.00
John J. Spanos	3.00	280.00	840.00
Support Staff	0.50	120.00	60.00
Total Labor Costs			\$ 2,880.00
Total Phase -- 100			\$ 2,880.00

Phase 101 -- Depr - LG&E - Gas

Labor Costs

<u>Labor Classification</u>	<u>Hours</u>	<u>Rate</u>	<u>Amount</u>
Analyst	2.00	180.00	360.00
John J. Spanos	0.50	280.00	140.00
Support Staff	0.50	120.00	60.00
Total Labor Costs			\$ 560.00
Total Phase -- 101			\$ 560.00

Phase 200 -- Depr - Kentucky Utilities

Labor Costs

<u>Labor Classification</u>	<u>Hours</u>	<u>Rate</u>	<u>Amount</u>
Analyst	10.50	180.00	1,890.00
John J. Spanos	2.00	280.00	560.00
Support Staff	0.50	120.00	60.00
Total Labor Costs			\$ 2,510.00
Total Phase -- 200			\$ 2,510.00

From: [Spanos, John J.](#)
To: [Wiseman, Sara](#); [Riggs, Eric](#)
Subject: gas modules
Date: Tuesday, September 08, 2020 1:09:19 PM
Attachments: [LGE - Gas Modules letter 9-8-20.pdf](#)

EXTERNAL email. STOP and THINK before responding, clicking on links, or opening attachments.

Sara and Eric:

Per your request, attached is the letter I have prepared for the gas modules

John

#BeHealthyBeSafeBeKind

John J Spanos, CDP | President

Gannett Fleming Valuation and Rate Consultants, LLC | 207 Senate Avenue, Camp Hill, PA 17011

t 717.886.5721 | c 717.448.9365 | jspanos@gfnet.com

Excellence Delivered As Promised

Gannett Fleming is ISO 9001:2015 Certified.

www.gannettfleming.com | Stay connected: [Twitter](#) | [Facebook](#) | [LinkedIn](#) | [YouTube](#)


Gannett Fleming
*Excellence Delivered **As Promised***

September 8, 2020

Via email Sara.Wiseman@lge-ku.com

Ms. Sara Wiseman
 Manager, Property Accounting
 Louisville Gas & Electric Company and Kentucky Utilities
 220 West Main Street
 Louisville, KY 40202

Dear Sara:

Gas AMI Modules

Per your request, we have determined a recommended depreciation rate for the new gas AMI modules to be installed onto gas meters starting in 2020. The recommended rate is to be implemented after June 30, 2020 when the modules will begin to be utilized on gas meters. The rate is based on a 15 year average service life and L3 type survivor curve and no anticipated future net salvage percentage. The assets will have a separate depreciable group from the gas meters themselves. The life and net salvage parameters were established with the general understanding of the asset and the estimate of comparable assets by others in the industry. The table below sets forth the survivor curve, net salvage percentage and resultant depreciation accrual rate.

<u>Account</u>	<u>Survivor Curve</u>	<u>Net Salvage Percent</u>	<u>Accrual Rate</u>
381.1	15-L3	0	6.67

The depreciation rate should be applied until a new depreciation study is conducted and specific assets put into service.

Very truly yours,

GANNETT FLEMING VALUATION
 AND RATE CONSULTANTS, LLC

JOHN J. SPANOS
 President

JJS:mle

Gannett Fleming Valuation and Rate Consultants, LLC

207 Senate Avenue • Camp Hill, PA 17011-2316

t: 717.763.7211 • f: 717.763.4590

www.gfvrc.com

From: [Daly, Karen](#)
To: [John J Spanos \(jspanos@GFNET.com\)](mailto:jspanos@GFNET.com); "fjohnston@GFNET.com"
Cc: [Wiseman, Sara](#); [Riggs, Eric](#)
Subject: File being sent securely
Date: Tuesday, September 22, 2020 2:48:38 PM

You should be receiving a notification of the following file that was sent securely.

Closings & Retirements.xlsx

Thank you!

Karen Daly

Senior Accounting Analyst | Property Accounting | LG&E and KU
220 West Main Street, Louisville, KY 40202

O: 502-627-4279

Karen.Daly@lge-ku.com

company_id	depr_group_id	gl_post_mo_yr	version	additions
KENTUCKY UTILITIES COMPANY	KU-130300-Misc Intangible Plant	7/1/2020	Actuals	409,891.43
KENTUCKY UTILITIES COMPANY	KU-130310-CCS Software	7/1/2020	Actuals	(328,332.36)
KENTUCKY UTILITIES COMPANY	KU-131100-EWB 3 Struc	7/1/2020	Actuals	13,475.47
KENTUCKY UTILITIES COMPANY	KU-131100-TC2 Struct	7/1/2020	Actuals	55,926.33
KENTUCKY UTILITIES COMPANY	KU-131200-EWB 3 Boil	7/1/2020	Actuals	393,081.86
KENTUCKY UTILITIES COMPANY	KU-131200-EWB3 FGD Boil	7/1/2020	Actuals	(60,056.62)
KENTUCKY UTILITIES COMPANY	KU-131200-GH 1 Boil	7/1/2020	Actuals	103,329.81
KENTUCKY UTILITIES COMPANY	KU-131200-GH 2 Boil	7/1/2020	Actuals	35,971.73
KENTUCKY UTILITIES COMPANY	KU-131200-GH 3 Boil	7/1/2020	Actuals	395,472.56
KENTUCKY UTILITIES COMPANY	KU-131200-GH 4 Boil	7/1/2020	Actuals	4,467,109.43
KENTUCKY UTILITIES COMPANY	KU-131200-TC 2 Boil	7/1/2020	Actuals	76,047.19
KENTUCKY UTILITIES COMPANY	KU-131400-EWB 3 Turbogenerator Uni	7/1/2020	Actuals	94,652.35
KENTUCKY UTILITIES COMPANY	KU-131400-GH 4 Turbogenerator Unit	7/1/2020	Actuals	1,251,450.86
KENTUCKY UTILITIES COMPANY	KU-131500-EWB 1 Accessory Electric	7/1/2020	Actuals	(2,835.26)
KENTUCKY UTILITIES COMPANY	KU-131600-EWB 3 Misc Power Plant E	7/1/2020	Actuals	109,463.01
KENTUCKY UTILITIES COMPANY	KU-131600-GH 4 Misc Power Plant Eq	7/1/2020	Actuals	637,564.85
KENTUCKY UTILITIES COMPANY	KU-131600-TC 2 Misc Power Plant Equ	7/1/2020	Actuals	1,541.16
KENTUCKY UTILITIES COMPANY	KU-134300-Cane Run 7 Prime Movers	7/1/2020	Actuals	29,841.14
KENTUCKY UTILITIES COMPANY	KU-134300-EWB 8 Prime Movers	7/1/2020	Actuals	33,365.17
KENTUCKY UTILITIES COMPANY	KU-134300-TC 10 Prime Movers	7/1/2020	Actuals	13,111.89
KENTUCKY UTILITIES COMPANY	KU-134300-TC 9 Prime Movers	7/1/2020	Actuals	61,880.47
KENTUCKY UTILITIES COMPANY	KU-134400-Simp Solar A1 Generators	7/1/2020	Actuals	10,194.09
KENTUCKY UTILITIES COMPANY	KU-134500-CR 7 Accessory Electric	7/1/2020	Actuals	8.31
KENTUCKY UTILITIES COMPANY	KU-135310- KY Station Equip -Non Sy	7/1/2020	Actuals	1,399,213.62
KENTUCKY UTILITIES COMPANY	KU-135500- KY Poles	7/1/2020	Actuals	11,581,521.50
KENTUCKY UTILITIES COMPANY	KU-135500- VA Poles and Fixtures	7/1/2020	Actuals	986,026.62
KENTUCKY UTILITIES COMPANY	KU-135600- VA Overhead Conductors	7/1/2020	Actuals	114,192.07
KENTUCKY UTILITIES COMPANY	KU-135600-KY OH Cond	7/1/2020	Actuals	6,344,032.61
KENTUCKY UTILITIES COMPANY	KU-135800- KY Undergrd Conductors a	7/1/2020	Actuals	46.91
KENTUCKY UTILITIES COMPANY	KU-136200- KY Station Equipment	7/1/2020	Actuals	1,226,905.00
KENTUCKY UTILITIES COMPANY	KU-136200- VA Station Equipment	7/1/2020	Actuals	5,094.41
KENTUCKY UTILITIES COMPANY	KU-136400-KY Poles, Towers, and Fix	7/1/2020	Actuals	3,205,045.97
KENTUCKY UTILITIES COMPANY	KU-136400-VA Poles, Towers, and Fix	7/1/2020	Actuals	68,174.40

KENTUCKY UTILITIES COMPANY	KU-136500- KY Overhead Conductor	7/1/2020 Actuals	3,638,898.66
KENTUCKY UTILITIES COMPANY	KU-136500- VA Overhead Conductor	7/1/2020 Actuals	69,949.26
KENTUCKY UTILITIES COMPANY	KU-136600- KY Underground Conduit	7/1/2020 Actuals	54.22
KENTUCKY UTILITIES COMPANY	KU-136700- KY Undergrnd Conductors	7/1/2020 Actuals	2,568,783.17
KENTUCKY UTILITIES COMPANY	KU-136700- VA Undergrnd Conductors	7/1/2020 Actuals	11,011.11
KENTUCKY UTILITIES COMPANY	KU-136800- KY Line Transformers	7/1/2020 Actuals	1,984,325.71
KENTUCKY UTILITIES COMPANY	KU-136900- KY Services	7/1/2020 Actuals	2,564.28
KENTUCKY UTILITIES COMPANY	KU-137000- KY Meters	7/1/2020 Actuals	332,623.90
KENTUCKY UTILITIES COMPANY	KU-137000- VA Meters	7/1/2020 Actuals	166,311.83
KENTUCKY UTILITIES COMPANY	KU-137001- KY AMS Meters	7/1/2020 Actuals	763.38
KENTUCKY UTILITIES COMPANY	KU-137300- KY Str Lighting and Sign	7/1/2020 Actuals	1,317,976.49
KENTUCKY UTILITIES COMPANY	KU-137300- VA Str Lighting and Sign	7/1/2020 Actuals	20,102.22
KENTUCKY UTILITIES COMPANY	KU-139010- KY Structures & Improv	7/1/2020 Actuals	104,988.52
KENTUCKY UTILITIES COMPANY	KU-139010- VA Structures & Improv	7/1/2020 Actuals	59,474.74
KENTUCKY UTILITIES COMPANY	KU-139110- KY Office Equipment	7/1/2020 Actuals	49,288.62
KENTUCKY UTILITIES COMPANY	KU-139120-KY Non PC Computer Equip	7/1/2020 Actuals	1,218.05
KENTUCKY UTILITIES COMPANY	KU-139200-KY Cars and Light Trucks-	7/1/2020 Actuals	12,281.75
KENTUCKY UTILITIES COMPANY	KU-139300- KY Stores Equipment	7/1/2020 Actuals	116,143.91
KENTUCKY UTILITIES COMPANY	KU-139610-KY Power Op Equip-Lg Mach	7/1/2020 Actuals	(109,463.01)
KENTUCKY UTILITIES COMPANY	KU-139700-KY Microwave,Fiber,Other	7/1/2020 Actuals	89,196.58
KENTUCKY UTILITIES COMPANY	KU-139710- KY Radios and Telephone	7/1/2020 Actuals	(88,675.00)
LOUISVILLE GAS & ELECTRIC COMPANY	LGE-131100-MC Unit 4 Struc	7/1/2020 Actuals	(152,980.76)
LOUISVILLE GAS & ELECTRIC COMPANY	LGE-131100-Mill Creek Unit 3 Struct	7/1/2020 Actuals	(269,569.05)
LOUISVILLE GAS & ELECTRIC COMPANY	LGE-131100-TC Unit 2 Struc	7/1/2020 Actuals	60,587.03
LOUISVILLE GAS & ELECTRIC COMPANY	LGE-131200-MC Unit 1 Boil	7/1/2020 Actuals	32,662.15
LOUISVILLE GAS & ELECTRIC COMPANY	LGE-131200-MC Unit 2 Boil	7/1/2020 Actuals	121,570.20
LOUISVILLE GAS & ELECTRIC COMPANY	LGE-131200-MC Unit 3 Boil	7/1/2020 Actuals	269,569.05
LOUISVILLE GAS & ELECTRIC COMPANY	LGE-131200-MC Unit 4 Boil	7/1/2020 Actuals	175,718.76
LOUISVILLE GAS & ELECTRIC COMPANY	LGE-131200-Mill Creek Unit 2 SO2 Bo	7/1/2020 Actuals	588,878.37
LOUISVILLE GAS & ELECTRIC COMPANY	LGE-131200-TC Unit 1 Boil	7/1/2020 Actuals	(144.53)
LOUISVILLE GAS & ELECTRIC COMPANY	LGE-131200-TC Unit 2 Boil	7/1/2020 Actuals	25,088.36
LOUISVILLE GAS & ELECTRIC COMPANY	LGE-131400-Mill Creek Unit 2 Turbog	7/1/2020 Actuals	25,876.98
LOUISVILLE GAS & ELECTRIC COMPANY	LGE-131400-Trimble Unit 1 Turbogene	7/1/2020 Actuals	105,151.20
LOUISVILLE GAS & ELECTRIC COMPANY	LGE-131600-Trimble Unit 2 Misc. Pow	7/1/2020 Actuals	1,669.60

			Garrett/Spanos
LOUISVILLE GAS & ELECTRIC COMPANY	LGE-134300-Cane Run 7 Prime Mover	7/1/2020 Actuals	8,415.94
LOUISVILLE GAS & ELECTRIC COMPANY	LGE-134300-TC 10 Prime Movers	7/1/2020 Actuals	6,753.65
LOUISVILLE GAS & ELECTRIC COMPANY	LGE-134300-TC 9 Prime Movers	7/1/2020 Actuals	31,877.82
LOUISVILLE GAS & ELECTRIC COMPANY	LGE-134400-Simp Solar A1 Generators	7/1/2020 Actuals	8,009.66
LOUISVILLE GAS & ELECTRIC COMPANY	LGE-135310- KY Elec Transmission -	7/1/2020 Actuals	862,576.14
LOUISVILLE GAS & ELECTRIC COMPANY	LGE-135500- KY Elec Transmission -	7/1/2020 Actuals	179,829.80
LOUISVILLE GAS & ELECTRIC COMPANY	LGE-135600- KY Elec Transmission -	7/1/2020 Actuals	626,981.35
LOUISVILLE GAS & ELECTRIC COMPANY	LGE-136200- KY Elect Dist Substati	7/1/2020 Actuals	647,434.72
LOUISVILLE GAS & ELECTRIC COMPANY	LGE-136400-Electric Distribution -	7/1/2020 Actuals	6,017,021.17
LOUISVILLE GAS & ELECTRIC COMPANY	LGE-136500-Electric Distribution -	7/1/2020 Actuals	4,423,823.55
LOUISVILLE GAS & ELECTRIC COMPANY	LGE-136600-Electric Distribution -	7/1/2020 Actuals	423,512.79
LOUISVILLE GAS & ELECTRIC COMPANY	LGE-136700-Electric Distribution -	7/1/2020 Actuals	1,574,977.00
LOUISVILLE GAS & ELECTRIC COMPANY	LGE-136800-Line Transformers	7/1/2020 Actuals	1,000,410.51
LOUISVILLE GAS & ELECTRIC COMPANY	LGE-136910-Electric Distribution -	7/1/2020 Actuals	18,303.51
LOUISVILLE GAS & ELECTRIC COMPANY	LGE-137000-Meters	7/1/2020 Actuals	333,446.57
LOUISVILLE GAS & ELECTRIC COMPANY	LGE-137001- AMS Meters	7/1/2020 Actuals	28.29
LOUISVILLE GAS & ELECTRIC COMPANY	LGE-137310-Electric Distribution -	7/1/2020 Actuals	713,295.32
LOUISVILLE GAS & ELECTRIC COMPANY	LGE-137320-Electric Distribution -	7/1/2020 Actuals	399,896.26
LOUISVILLE GAS & ELECTRIC COMPANY	LGE-139400-Tools, Shop, and Garage	7/1/2020 Actuals	(57,919.68)
LOUISVILLE GAS & ELECTRIC COMPANY	LGE-139610-Power Op Equip-Lg Mach-	7/1/2020 Actuals	57,919.68
LOUISVILLE GAS & ELECTRIC COMPANY	LGE-235240- KY Gas Storage Undergrd	7/1/2020 Actuals	406,990.84
LOUISVILLE GAS & ELECTRIC COMPANY	LGE-235255- KY Gas Stor UG	7/1/2020 Actuals	(277,140.00)
LOUISVILLE GAS & ELECTRIC COMPANY	LGE-235300- KY Gas Storage Undergrd	7/1/2020 Actuals	25,156.33
LOUISVILLE GAS & ELECTRIC COMPANY	LGE-235400-Gas Storage Undg. - Comp	7/1/2020 Actuals	163,683.81
LOUISVILLE GAS & ELECTRIC COMPANY	LGE-235500-Gas Storage Undg. - Meas	7/1/2020 Actuals	(270,275.17)
LOUISVILLE GAS & ELECTRIC COMPANY	LGE-235600-Gas Storage Undg. - Puri	7/1/2020 Actuals	(1,365.81)
LOUISVILLE GAS & ELECTRIC COMPANY	LGE-236700-Gas Transmission - Mains	7/1/2020 Actuals	1,041,313.61
LOUISVILLE GAS & ELECTRIC COMPANY	LGE-237600-Gas Distribution - Mains	7/1/2020 Actuals	702,050.60
LOUISVILLE GAS & ELECTRIC COMPANY	LGE-237610-Gas Distribution - Mains	7/1/2020 Actuals	17.49
LOUISVILLE GAS & ELECTRIC COMPANY	LGE-237620-Gas Line Tracker - Mains	7/1/2020 Actuals	753.52
LOUISVILLE GAS & ELECTRIC COMPANY	LGE-237800-Gas Distribution - Measu	7/1/2020 Actuals	16,067.10
LOUISVILLE GAS & ELECTRIC COMPANY	LGE-237900-Gas Distribution - City	7/1/2020 Actuals	15,957.70
LOUISVILLE GAS & ELECTRIC COMPANY	LGE-238000-Gas Distribution - Gas S	7/1/2020 Actuals	104,186.92
LOUISVILLE GAS & ELECTRIC COMPANY	LGE-238010-Gas Distribution - Gas S	7/1/2020 Actuals	69.96

		Garrett/Spanos	
LOUISVILLE GAS & ELECTRIC COMPANY	LGE-238020-Gas Line Tracker Service	7/1/2020 Actuals	1,328,293.24
LOUISVILLE GAS & ELECTRIC COMPANY	LGE-238100-Meters	7/1/2020 Actuals	735,165.49
LOUISVILLE GAS & ELECTRIC COMPANY	LGE-238300-Regulators	7/1/2020 Actuals	176.13
LOUISVILLE GAS & ELECTRIC COMPANY	LGE-330300-Misc Intang Plant-Softwa	7/1/2020 Actuals	585,259.85
LOUISVILLE GAS & ELECTRIC COMPANY	LGE-330310-CCS Software	7/1/2020 Actuals	(257,975.24)
LOUISVILLE GAS & ELECTRIC COMPANY	LGE-339010-Common Structures - Gene	7/1/2020 Actuals	71,429.17
LOUISVILLE GAS & ELECTRIC COMPANY	LGE-339010-Struct Broad.-LGE Owned	7/1/2020 Actuals	110,503.95
LOUISVILLE GAS & ELECTRIC COMPANY	LGE-339110-Office Furniture	7/1/2020 Actuals	160,839.38
LOUISVILLE GAS & ELECTRIC COMPANY	LGE-339120-Office Equipment	7/1/2020 Actuals	45,497.18
LOUISVILLE GAS & ELECTRIC COMPANY	LGE-339200-Cars & Light Trucks-	7/1/2020 Actuals	24,901.68
LOUISVILLE GAS & ELECTRIC COMPANY	LGE-339610-Power Op Equip- Lg Mach-	7/1/2020 Actuals	24,104.64
LOUISVILLE GAS & ELECTRIC COMPANY	LGE-339700-KY Microwave,Fiber,Other	7/1/2020 Actuals	40,955.35
LOUISVILLE GAS & ELECTRIC COMPANY	LGE-339710- Radios and Telephone	7/1/2020 Actuals	(4,847.07)
KENTUCKY UTILITIES COMPANY	KU-130300-Misc Intangible Plant	8/1/2020 Actuals	217,905.64
KENTUCKY UTILITIES COMPANY	KU-131100-GH 1 Struc	8/1/2020 Actuals	756,653.02
KENTUCKY UTILITIES COMPANY	KU-131100-GH 2 Structures and Impr	8/1/2020 Actuals	78,039.96
KENTUCKY UTILITIES COMPANY	KU-131100-GH 3 Struc	8/1/2020 Actuals	78,039.96
KENTUCKY UTILITIES COMPANY	KU-131100-GH 4 Struc	8/1/2020 Actuals	331,226.04
KENTUCKY UTILITIES COMPANY	KU-131100-TC2 Struct	8/1/2020 Actuals	45,539.57
KENTUCKY UTILITIES COMPANY	KU-131200-EWB 3 Boil	8/1/2020 Actuals	(13,206.82)
KENTUCKY UTILITIES COMPANY	KU-131200-GH 1 Boil	8/1/2020 Actuals	174,580.94
KENTUCKY UTILITIES COMPANY	KU-131200-GH 2 Boil	8/1/2020 Actuals	294,399.53
KENTUCKY UTILITIES COMPANY	KU-131200-GH 3 Boil	8/1/2020 Actuals	171,306.98
KENTUCKY UTILITIES COMPANY	KU-131200-GH 4 Boil	8/1/2020 Actuals	286,933.43
KENTUCKY UTILITIES COMPANY	KU-131200-GH 4 Boil ECR 2011	8/1/2020 Actuals	(152,912.02)
KENTUCKY UTILITIES COMPANY	KU-131200-TC 2 Boil	8/1/2020 Actuals	37,615.98
KENTUCKY UTILITIES COMPANY	KU-131400-GH 2 Turbogenerator Unit	8/1/2020 Actuals	142,092.76
KENTUCKY UTILITIES COMPANY	KU-131400-GH 3 Turbogenerator Unit	8/1/2020 Actuals	51,116.94
KENTUCKY UTILITIES COMPANY	KU-131600-GH 3 Misc Power Plant Eq	8/1/2020 Actuals	39,825.09
KENTUCKY UTILITIES COMPANY	KU-131600-GH 4 Misc Power Plant Eq	8/1/2020 Actuals	26,950.80
KENTUCKY UTILITIES COMPANY	KU-131600-SL Misc Power Plant Equi	8/1/2020 Actuals	24,331.03
KENTUCKY UTILITIES COMPANY	KU-131600-TC 2 Misc Power Plant Equ	8/1/2020 Actuals	3,732.24
KENTUCKY UTILITIES COMPANY	KU-134300-Cane Run 7 Prime Movers	8/1/2020 Actuals	25,255.88
KENTUCKY UTILITIES COMPANY	KU-134300-TC 10 Prime Movers	8/1/2020 Actuals	(211,257.60)

			Garrett/Spanos
KENTUCKY UTILITIES COMPANY	KU-134400-Simp Solar A1 Generators	8/1/2020 Actuals	57,265.98
KENTUCKY UTILITIES COMPANY	KU-134400-TC 10 Generators	8/1/2020 Actuals	212,212.59
KENTUCKY UTILITIES COMPANY	KU-135310- KY Station Equip -Non Sy	8/1/2020 Actuals	5,733,569.33
KENTUCKY UTILITIES COMPANY	KU-135500- KY Poles	8/1/2020 Actuals	8,555,752.64
KENTUCKY UTILITIES COMPANY	KU-135500- VA Poles and Fixtures	8/1/2020 Actuals	1,052,271.86
KENTUCKY UTILITIES COMPANY	KU-135600- VA Overhead Conductors	8/1/2020 Actuals	34,857.51
KENTUCKY UTILITIES COMPANY	KU-135600-KY OH Cond	8/1/2020 Actuals	4,827,788.47
KENTUCKY UTILITIES COMPANY	KU-136100- KY Struct and Improv	8/1/2020 Actuals	(861.78)
KENTUCKY UTILITIES COMPANY	KU-136200- KY Station Equipment	8/1/2020 Actuals	2,793,452.02
KENTUCKY UTILITIES COMPANY	KU-136200- VA Station Equipment	8/1/2020 Actuals	8,820.69
KENTUCKY UTILITIES COMPANY	KU-136400-KY Poles, Towers, and Fix	8/1/2020 Actuals	1,819,032.17
KENTUCKY UTILITIES COMPANY	KU-136400-VA Poles, Towers, and Fix	8/1/2020 Actuals	27,968.46
KENTUCKY UTILITIES COMPANY	KU-136500- KY Overhead Conductor	8/1/2020 Actuals	2,186,048.31
KENTUCKY UTILITIES COMPANY	KU-136500- VA Overhead Conductor	8/1/2020 Actuals	76,780.98
KENTUCKY UTILITIES COMPANY	KU-136600- KY Underground Conduit	8/1/2020 Actuals	34.46
KENTUCKY UTILITIES COMPANY	KU-136700- KY Undergrnd Conductors	8/1/2020 Actuals	1,261,895.14
KENTUCKY UTILITIES COMPANY	KU-136700- VA Undergrnd Conductors	8/1/2020 Actuals	5,149.89
KENTUCKY UTILITIES COMPANY	KU-136800- KY Line Transformers	8/1/2020 Actuals	593,952.06
KENTUCKY UTILITIES COMPANY	KU-136800- VA Line Transformers	8/1/2020 Actuals	153.70
KENTUCKY UTILITIES COMPANY	KU-136900- KY Services	8/1/2020 Actuals	7,430.20
KENTUCKY UTILITIES COMPANY	KU-137000- KY Meters	8/1/2020 Actuals	92,035.42
KENTUCKY UTILITIES COMPANY	KU-137000- VA Meters	8/1/2020 Actuals	46,017.67
KENTUCKY UTILITIES COMPANY	KU-137001- KY AMS Meters	8/1/2020 Actuals	73,802.32
KENTUCKY UTILITIES COMPANY	KU-137300- KY Str Lighting and Sign	8/1/2020 Actuals	551,343.07
KENTUCKY UTILITIES COMPANY	KU-137300- VA Str Lighting and Sign	8/1/2020 Actuals	18,026.80
KENTUCKY UTILITIES COMPANY	KU-139010- KY Structures & Improv	8/1/2020 Actuals	(42,883.46)
KENTUCKY UTILITIES COMPANY	KU-139110- KY Office Equipment	8/1/2020 Actuals	111,050.60
KENTUCKY UTILITIES COMPANY	KU-139120-KY Non PC Computer Equip	8/1/2020 Actuals	970,197.17
KENTUCKY UTILITIES COMPANY	KU-139131-Personal Computers	8/1/2020 Actuals	28,330.84
KENTUCKY UTILITIES COMPANY	KU-139300- KY Stores Equipment	8/1/2020 Actuals	(1,108.22)
KENTUCKY UTILITIES COMPANY	KU-139400- KY Tools, Shop, Garage	8/1/2020 Actuals	38,396.79
KENTUCKY UTILITIES COMPANY	KU-139700-KY Microwave,Fiber,Other	8/1/2020 Actuals	(526.41)
KENTUCKY UTILITIES COMPANY	KU-139710- KY Radios and Telephone	8/1/2020 Actuals	462.87
KENTUCKY UTILITIES COMPANY	KU-139720- DSM Equipment	8/1/2020 Actuals	1,122.61

		Garrett/Spanos	
LOUISVILLE GAS & ELECTRIC COMPANY	LGE-131100-TC Unit 1 Struc	8/1/2020 Actuals	30,660.70
LOUISVILLE GAS & ELECTRIC COMPANY	LGE-131100-TC Unit 2 Struc	8/1/2020 Actuals	46,343.40
LOUISVILLE GAS & ELECTRIC COMPANY	LGE-131200-MC Unit 1 Boil	8/1/2020 Actuals	94,900.27
LOUISVILLE GAS & ELECTRIC COMPANY	LGE-131200-MC Unit 2 Boil ECR 2011	8/1/2020 Actuals	1,004,143.76
LOUISVILLE GAS & ELECTRIC COMPANY	LGE-131200-MC Unit 3 Boil	8/1/2020 Actuals	5,720.00
LOUISVILLE GAS & ELECTRIC COMPANY	LGE-131200-MC Unit 4 Boil	8/1/2020 Actuals	5,043.79
LOUISVILLE GAS & ELECTRIC COMPANY	LGE-131200-Mill Creek Unit 2 SO2 Bo	8/1/2020 Actuals	9,122.19
LOUISVILLE GAS & ELECTRIC COMPANY	LGE-131200-TC Unit 1 Boil	8/1/2020 Actuals	(1,333.54)
LOUISVILLE GAS & ELECTRIC COMPANY	LGE-131200-TC Unit 2 Boil	8/1/2020 Actuals	9,166.65
LOUISVILLE GAS & ELECTRIC COMPANY	LGE-131400-Mill Creek Unit 2 Turbog	8/1/2020 Actuals	77,132.00
LOUISVILLE GAS & ELECTRIC COMPANY	LGE-131400-Trimble Unit 1 Turbogene	8/1/2020 Actuals	519.12
LOUISVILLE GAS & ELECTRIC COMPANY	LGE-131500-Mill Creek Unit 3 Access	8/1/2020 Actuals	(10,202.80)
LOUISVILLE GAS & ELECTRIC COMPANY	LGE-131600-Mill Creek Unit 4 Misc.	8/1/2020 Actuals	425,463.27
LOUISVILLE GAS & ELECTRIC COMPANY	LGE-131600-Trimble Unit 2 Misc. Pow	8/1/2020 Actuals	4,043.28
LOUISVILLE GAS & ELECTRIC COMPANY	LGE-134300-Cane Run 7 Prime Mover	8/1/2020 Actuals	7,123.49
LOUISVILLE GAS & ELECTRIC COMPANY	LGE-134300-TC 10 Prime Movers	8/1/2020 Actuals	(108,829.39)
LOUISVILLE GAS & ELECTRIC COMPANY	LGE-134400-Simp Solar A1 Generators	8/1/2020 Actuals	44,994.68
LOUISVILLE GAS & ELECTRIC COMPANY	LGE-134400-TC 10 Generators	8/1/2020 Actuals	109,321.33
LOUISVILLE GAS & ELECTRIC COMPANY	LGE-135310- KY Elec Transmission -	8/1/2020 Actuals	(166,837.68)
LOUISVILLE GAS & ELECTRIC COMPANY	LGE-135500- KY Elec Transmission -	8/1/2020 Actuals	1,329,971.29
LOUISVILLE GAS & ELECTRIC COMPANY	LGE-135600- KY Elec Transmission -	8/1/2020 Actuals	1,459,607.64
LOUISVILLE GAS & ELECTRIC COMPANY	LGE-136100-Electric Distribution Su	8/1/2020 Actuals	(624.06)
LOUISVILLE GAS & ELECTRIC COMPANY	LGE-136200- KY Elect Dist Substati	8/1/2020 Actuals	204,815.86
LOUISVILLE GAS & ELECTRIC COMPANY	LGE-136400-Electric Distribution -	8/1/2020 Actuals	2,202,755.12
LOUISVILLE GAS & ELECTRIC COMPANY	LGE-136500-Electric Distribution -	8/1/2020 Actuals	(565,594.91)
LOUISVILLE GAS & ELECTRIC COMPANY	LGE-136600-Electric Distribution -	8/1/2020 Actuals	83,399.72
LOUISVILLE GAS & ELECTRIC COMPANY	LGE-136700-Electric Distribution -	8/1/2020 Actuals	1,752,443.12
LOUISVILLE GAS & ELECTRIC COMPANY	LGE-136800-Line Transformers	8/1/2020 Actuals	524,121.71
LOUISVILLE GAS & ELECTRIC COMPANY	LGE-136910-Electric Distribution -	8/1/2020 Actuals	18,245.30
LOUISVILLE GAS & ELECTRIC COMPANY	LGE-137000-Meters	8/1/2020 Actuals	34,906.00
LOUISVILLE GAS & ELECTRIC COMPANY	LGE-137001- AMS Meters	8/1/2020 Actuals	347.16
LOUISVILLE GAS & ELECTRIC COMPANY	LGE-137310-Electric Distribution -	8/1/2020 Actuals	329,014.05
LOUISVILLE GAS & ELECTRIC COMPANY	LGE-137320-Electric Distribution -	8/1/2020 Actuals	36,922.95
LOUISVILLE GAS & ELECTRIC COMPANY	LGE-139720- DSM Equipment	8/1/2020 Actuals	1,384.55

		Garrett/Spanos	
LOUISVILLE GAS & ELECTRIC COMPANY	LGE-235255- KY Gas Stor UG	8/1/2020 Actuals	354,881.34
LOUISVILLE GAS & ELECTRIC COMPANY	LGE-235300- KY Gas Storage Undergrd	8/1/2020 Actuals	2,773.09
LOUISVILLE GAS & ELECTRIC COMPANY	LGE-235400-Gas Storage Undg. - Comp	8/1/2020 Actuals	52,307.14
LOUISVILLE GAS & ELECTRIC COMPANY	LGE-235500-Gas Storage Undg. - Meas	8/1/2020 Actuals	16,599.13
LOUISVILLE GAS & ELECTRIC COMPANY	LGE-235600-Gas Storage Undg. - Puri	8/1/2020 Actuals	(48,461.28)
LOUISVILLE GAS & ELECTRIC COMPANY	LGE-236700-Gas Transmission - Mains	8/1/2020 Actuals	362,234.99
LOUISVILLE GAS & ELECTRIC COMPANY	LGE-237600-Gas Distribution - Mains	8/1/2020 Actuals	5,864,665.14
LOUISVILLE GAS & ELECTRIC COMPANY	LGE-237610-Gas Distribution - Mains	8/1/2020 Actuals	16.67
LOUISVILLE GAS & ELECTRIC COMPANY	LGE-237620-Gas Line Tracker - Mains	8/1/2020 Actuals	718.14
LOUISVILLE GAS & ELECTRIC COMPANY	LGE-237800-Gas Distribution - Measu	8/1/2020 Actuals	59,916.60
LOUISVILLE GAS & ELECTRIC COMPANY	LGE-237900-Gas Distribution - City	8/1/2020 Actuals	8,139.15
LOUISVILLE GAS & ELECTRIC COMPANY	LGE-238000-Gas Distribution - Gas S	8/1/2020 Actuals	688,317.27
LOUISVILLE GAS & ELECTRIC COMPANY	LGE-238010-Gas Distribution - Gas S	8/1/2020 Actuals	66.68
LOUISVILLE GAS & ELECTRIC COMPANY	LGE-238020-Gas Line Tracker Service	8/1/2020 Actuals	1,528,967.37
LOUISVILLE GAS & ELECTRIC COMPANY	LGE-238100-Meters	8/1/2020 Actuals	509,332.26
LOUISVILLE GAS & ELECTRIC COMPANY	LGE-238300-Regulators	8/1/2020 Actuals	53,244.87
LOUISVILLE GAS & ELECTRIC COMPANY	LGE-330300-Misc Intang Plant-Softwa	8/1/2020 Actuals	198,236.76
LOUISVILLE GAS & ELECTRIC COMPANY	LGE-339010-Common Structures - Gene	8/1/2020 Actuals	3,711.49
LOUISVILLE GAS & ELECTRIC COMPANY	LGE-339010-Str LGE Bldg - Joint Own	8/1/2020 Actuals	(63,612.03)
LOUISVILLE GAS & ELECTRIC COMPANY	LGE-339010-Struct Broad.- Joint Own	8/1/2020 Actuals	(15,108.33)
LOUISVILLE GAS & ELECTRIC COMPANY	LGE-339010-Struct Broad.-LGE Owned	8/1/2020 Actuals	618,418.90
LOUISVILLE GAS & ELECTRIC COMPANY	LGE-339110-Office Furniture	8/1/2020 Actuals	91,813.50
LOUISVILLE GAS & ELECTRIC COMPANY	LGE-339130-Computer Eq	8/1/2020 Actuals	693,107.54
LOUISVILLE GAS & ELECTRIC COMPANY	LGE-339131-Personal Computers	8/1/2020 Actuals	452.14
LOUISVILLE GAS & ELECTRIC COMPANY	LGE-339400-Tools, Shop, Garage Equi	8/1/2020 Actuals	(48,533.85)
LOUISVILLE GAS & ELECTRIC COMPANY	LGE-339610-Power Op Equip- Lg Mach-	8/1/2020 Actuals	48,533.85
LOUISVILLE GAS & ELECTRIC COMPANY	LGE-339710- Radios and Telephone	8/1/2020 Actuals	24,182.80

company	project	Project Name	Depr Group	Account Type	account	Year2	Month2	Sum of amount
0100	00029FACL	AOC SPACE EXPANSION	LGE-339010-Common Structures - Gene	Additions	107001	2020	12	8,658,747
0100	00029FACL	AOC SPACE EXPANSION	LGE-339010-Common Structures - Gene	Removals	108901	2020	12	157,981
0100	00035FACL	South Ops Engineering Center	LGE-339010-Common Structures - Gene	Additions	107001	2022	4	(24,002)
0100	00040FACL	BOC GUARDSHACK	LGE-339010-Common Structures - Gene	Additions	107001	2020	9	8,997
0100	00040FACL	BOC GUARDSHACK	LGE-339010-Common Structures - Gene	Removals	108901	2020	9	114,619
0100	00067FACL	BOC ANNEX LGE	LGE-339010-Common Structures - Gene	Additions	107001	2020	9	(37,540)
0100	00067FACL	BOC ANNEX LGE	LGE-339010-Common Structures - Gene	Removals	108799	2020	9	-
0100	00067FACL	BOC ANNEX LGE	LGE-339010-Common Structures - Gene	Removals	108901	2020	9	103,173
0100	00076FACL	Building Façade Repairs	LGE-339010-Common Structures - Gene	Additions	107001	2020	10	1,525,785
0100	00076FACL	Building Façade Repairs	LGE-339010-Common Structures - Gene	Removals	108901	2020	10	232,395
0100	00105FACL	KUGO Floor 1, 2 Remodel LGE	LGE-339010-Common Structures - Gene	Additions	107001	2020	9	1,457,399
0100	00105FACL	KUGO Floor 1, 2 Remodel LGE	LGE-339010-Common Structures - Gene	Additions	107001	2020	10	393,336
0100	00105FACL	KUGO Floor 1, 2 Remodel LGE	LGE-339010-Common Structures - Gene	Additions	107001	2020	11	430,851
0100	00105FACL	KUGO Floor 1, 2 Remodel LGE	LGE-339010-Common Structures - Gene	Additions	107001	2020	12	238,932
0100	00105FACL	KUGO Floor 1, 2 Remodel LGE	LGE-339010-Common Structures - Gene	Additions	107001	2021	1	173,136
0100	00105FACL	KUGO Floor 1, 2 Remodel LGE	LGE-339010-Common Structures - Gene	Additions	107001	2021	2	120,000
0100	00105FACL	KUGO Floor 1, 2 Remodel LGE	LGE-339010-Common Structures - Gene	Additions	107001	2021	3	124,095
0100	00105FACL	KUGO Floor 1, 2 Remodel LGE	LGE-339010-Common Structures - Gene	Additions	107001	2021	4	124,500
0100	00105FACL	KUGO Floor 1, 2 Remodel LGE	LGE-339010-Common Structures - Gene	Additions	107001	2021	5	124,222
0100	00105FACL	KUGO Floor 1, 2 Remodel LGE	LGE-339010-Common Structures - Gene	Additions	107001	2021	6	191,752
0100	00105FACL	KUGO Floor 1, 2 Remodel LGE	LGE-339010-Common Structures - Gene	Additions	107001	2021	7	124,585
0100	00105FACL	KUGO Floor 1, 2 Remodel LGE	LGE-339010-Common Structures - Gene	Additions	107001	2021	8	135,854
0100	00105FACL	KUGO Floor 1, 2 Remodel LGE	LGE-339010-Common Structures - Gene	Additions	107001	2021	9	171,263
0100	00105FACL	KUGO Floor 1, 2 Remodel LGE	LGE-339010-Common Structures - Gene	Additions	107001	2021	10	233,682
0100	00105FACL	KUGO Floor 1, 2 Remodel LGE	LGE-339010-Common Structures - Gene	Additions	107001	2021	11	166,515
0100	00105FACL	KUGO Floor 1, 2 Remodel LGE	LGE-339010-Common Structures - Gene	Removals	108901	2020	9	81,427
0100	00105FACL	KUGO Floor 1, 2 Remodel LGE	LGE-339010-Common Structures - Gene	Removals	108901	2020	10	4,971
0100	00105FACL	KUGO Floor 1, 2 Remodel LGE	LGE-339010-Common Structures - Gene	Removals	108901	2020	11	4,971
0100	00105FACL	KUGO Floor 1, 2 Remodel LGE	LGE-339010-Common Structures - Gene	Removals	108901	2020	12	4,971
0100	131715	N1DT Pleasure Ridge Sub-CW	LGE-136200- KY Elect Dist Substati	Additions	107001	2020	12	1,951,136
0100	131715	N1DT Pleasure Ridge Sub-CW	LGE-136200- KY Elect Dist Substati	Removals	108901	2020	12	142,528
0100	133615LGE	TC PLT ENG/MTR RWNDS	LGE-131600-Trimble Unit 2 Misc. Pow	Additions	107001	2021	9	148,856
0100	135123	MC2 PJFF Bags 2020	LGE-131200-MC Unit 2 Boil ECR 2011	Removals	108901	2020	9	116,001
0100	136480	GS GE Test Equip Pool	LGE-131600-Mill Creek Unit 4 Misc.	Additions	107001	2021	6	34,991
0100	136480	GS GE Test Equip Pool	LGE-131600-Mill Creek Unit 4 Misc.	Additions	107001	2021	9	34,991
0100	136480	GS GE Test Equip Pool	LGE-131600-Mill Creek Unit 4 Misc.	Additions	107001	2021	10	34,991
0100	136480	GS GE Test Equip Pool	LGE-131600-Mill Creek Unit 4 Misc.	Additions	107001	2021	11	34,991
0100	136480	GS GE Test Equip Pool	LGE-131600-Mill Creek Unit 4 Misc.	Additions	107001	2022	6	14,117
0100	141004	ST HELEN FACILITY	LGE-237800-Gas Distribution - Measu	Additions	107001	2021	10	6,933,008
0100	141004	ST HELEN FACILITY	LGE-237800-Gas Distribution - Measu	Additions	107001	2021	11	(4,200)
0100	141004	ST HELEN FACILITY	LGE-237800-Gas Distribution - Measu	Additions	107001	2021	12	(4,200)
0100	141004	ST HELEN FACILITY	LGE-237800-Gas Distribution - Measu	Removals	108901	2021	10	63,737
0100	144503	GS CDM GMD Protection	LGE-131500-Mill Creek Unit 4 Access	Additions	107001	2020	12	3,025
0100	144503	GS CDM GMD Protection	LGE-131500-Mill Creek Unit 4 Access	Additions	107001	2022	1	2,272
0100	144503	GS CDM GMD Protection	LGE-131500-Mill Creek Unit 4 Access	Additions	107001	2022	2	1,893
0100	144503	GS CDM GMD Protection	LGE-131500-Mill Creek Unit 4 Access	Additions	107001	2022	3	1,893

0100	144503	GS CDM GMD Protection	LGE-131500-Mill Creek Unit 4 Access	Additions	107001	2022	4	1,893
0100	144503	GS CDM GMD Protection	LGE-131500-Mill Creek Unit 4 Access	Additions	107001	2022	5	1,893
0100	144503	GS CDM GMD Protection	LGE-131500-Mill Creek Unit 4 Access	Additions	107001	2022	6	1,893
0100	144869	PRESTON CITY GATE STAT	LGE-237900-Gas Distribution - City	Additions	107001	2020	11	421,469
0100	144869	PRESTON CITY GATE STAT	LGE-237900-Gas Distribution - City	Additions	107001	2020	12	7,000
0100	144869	PRESTON CITY GATE STAT	LGE-237900-Gas Distribution - City	Additions	107001	2021	1	(12,417)
0100	144869	PRESTON CITY GATE STAT	LGE-237900-Gas Distribution - City	Additions	107001	2021	2	220,823
0100	144869	PRESTON CITY GATE STAT	LGE-237900-Gas Distribution - City	Additions	107001	2021	3	337,443
0100	144869	PRESTON CITY GATE STAT	LGE-237900-Gas Distribution - City	Additions	107001	2021	4	121,696
0100	144869	PRESTON CITY GATE STAT	LGE-237900-Gas Distribution - City	Additions	107001	2021	5	295,786
0100	144869	PRESTON CITY GATE STAT	LGE-237900-Gas Distribution - City	Additions	107001	2021	6	384,282
0100	144869	PRESTON CITY GATE STAT	LGE-237900-Gas Distribution - City	Additions	107001	2021	7	804,638
0100	144869	PRESTON CITY GATE STAT	LGE-237900-Gas Distribution - City	Additions	107001	2021	8	959,506
0100	144869	PRESTON CITY GATE STAT	LGE-237900-Gas Distribution - City	Additions	107001	2021	9	975,546
0100	144869	PRESTON CITY GATE STAT	LGE-237900-Gas Distribution - City	Additions	107001	2021	10	933,851
0100	144869	PRESTON CITY GATE STAT	LGE-237900-Gas Distribution - City	Additions	107001	2021	11	(8,419)
0100	144869	PRESTON CITY GATE STAT	LGE-237900-Gas Distribution - City	Additions	107001	2021	12	(12,417)
0100	144869	PRESTON CITY GATE STAT	LGE-237900-Gas Distribution - City	Additions	107001	2022	1	(9,067)
0100	144869	PRESTON CITY GATE STAT	LGE-237900-Gas Distribution - City	Additions	107001	2022	2	(9,067)
0100	144869	PRESTON CITY GATE STAT	LGE-237900-Gas Distribution - City	Additions	107001	2022	3	(9,067)
0100	144869	PRESTON CITY GATE STAT	LGE-237900-Gas Distribution - City	Additions	107001	2022	4	328,324
0100	144869	PRESTON CITY GATE STAT	LGE-237900-Gas Distribution - City	Additions	107001	2022	5	403,337
0100	144869	PRESTON CITY GATE STAT	LGE-237900-Gas Distribution - City	Additions	107001	2022	6	580,809
0100	144869	PRESTON CITY GATE STAT	LGE-237900-Gas Distribution - City	Removals	108799	2020	11	35,626
0100	145404	Adv Meter Sys LG&E 2015	LGE-139720- DSM Equipment	Additions	107001	2020	9	38,102
0100	145404	Adv Meter Sys LG&E 2015	LGE-139720- DSM Equipment	Additions	107001	2020	10	1,683
0100	145404	Adv Meter Sys LG&E 2015	LGE-139720- DSM Equipment	Additions	107001	2020	11	2,089
0100	145404	Adv Meter Sys LG&E 2015	LGE-139720- DSM Equipment	Additions	107001	2020	12	2,214
0100	145404	Adv Meter Sys LG&E 2015	LGE-139720- DSM Equipment	Additions	107001	2021	1	5,292
0100	145404	Adv Meter Sys LG&E 2015	LGE-139720- DSM Equipment	Additions	107001	2021	2	5,292
0100	145404	Adv Meter Sys LG&E 2015	LGE-139720- DSM Equipment	Additions	107001	2021	3	5,292
0100	145404	Adv Meter Sys LG&E 2015	LGE-139720- DSM Equipment	Additions	107001	2021	4	5,292
0100	145404	Adv Meter Sys LG&E 2015	LGE-139720- DSM Equipment	Additions	107001	2021	5	5,292
0100	145404	Adv Meter Sys LG&E 2015	LGE-139720- DSM Equipment	Additions	107001	2021	6	5,292
0100	145404	Adv Meter Sys LG&E 2015	LGE-139720- DSM Equipment	Additions	107001	2021	7	5,292
0100	145404	Adv Meter Sys LG&E 2015	LGE-139720- DSM Equipment	Additions	107001	2021	8	5,292
0100	145404	Adv Meter Sys LG&E 2015	LGE-139720- DSM Equipment	Additions	107001	2021	9	5,292
0100	145404	Adv Meter Sys LG&E 2015	LGE-139720- DSM Equipment	Additions	107001	2021	10	5,292
0100	145404	Adv Meter Sys LG&E 2015	LGE-139720- DSM Equipment	Additions	107001	2021	11	5,292
0100	145404	Adv Meter Sys LG&E 2015	LGE-139720- DSM Equipment	Additions	107001	2021	12	5,292
0100	145404	Adv Meter Sys LG&E 2015	LGE-139720- DSM Equipment	Additions	107001	2022	1	5,583
0100	145404	Adv Meter Sys LG&E 2015	LGE-139720- DSM Equipment	Additions	107001	2022	2	5,583
0100	145404	Adv Meter Sys LG&E 2015	LGE-139720- DSM Equipment	Additions	107001	2022	3	5,583
0100	145404	Adv Meter Sys LG&E 2015	LGE-139720- DSM Equipment	Additions	107001	2022	4	5,583
0100	145404	Adv Meter Sys LG&E 2015	LGE-139720- DSM Equipment	Additions	107001	2022	5	5,583
0100	145404	Adv Meter Sys LG&E 2015	LGE-139720- DSM Equipment	Additions	107001	2022	6	5,583
0100	145404	Adv Meter Sys LG&E 2015	LGE-139720- DSM Equipment	Removals	108901	2020	9	(48)

0100	147735	FULL UPGRD EMS SWARE-LGE-2020	LGE-330300-Misc Intang Plant-Softwa	Additions	107001	2020	11	161,126
0100	148081	WASTE MANAGEMENT GAS RELO	LGE-236700-Gas Transmission - Mains	Additions	107001	2020	9	168,526
0100	148083	OF Bridge Resurface	LGE-133600-Ohio Falls Non-Project	Additions	107001	2020	10	1,043,396
0100	148083	OF Bridge Resurface	LGE-133600-Ohio Falls Non-Project	Additions	107001	2020	11	230,337
0100	148083	OF Bridge Resurface	LGE-133600-Ohio Falls Non-Project	Removals	108901	2020	10	250,593
0100	148469	CR DEMO - PE ONLY	LGE-131200-CR Unit 6 Boil	Removals	108799	2020	9	-
0100	148469	CR DEMO - PE ONLY	LGE-131200-CR Unit 6 Boil	Removals	108901	2020	9	1,588,064
0100	148469	CR DEMO - PE ONLY	LGE-131200-CR Unit 6 Boil	Removals	108901	2020	10	215,422
0100	148469	CR DEMO - PE ONLY	LGE-131200-CR Unit 6 Boil	Removals	108901	2020	11	456,735
0100	148490	N1DT PLAINVIEW SUB	LGE-136200- KY Elect Dist Substati	Additions	107001	2020	12	258
0100	148490	N1DT PLAINVIEW SUB	LGE-136200- KY Elect Dist Substati	Removals	108901	2020	9	14,044
0100	148727	LGE SMAC 2017 PROJECT	LGE-136200- KY Elect Dist Substati	Additions	107001	2020	12	900,124
0100	148727	LGE SMAC 2017 PROJECT	LGE-136200- KY Elect Dist Substati	Additions	107001	2021	2	112,620
0100	148727	LGE SMAC 2017 PROJECT	LGE-136200- KY Elect Dist Substati	Additions	107001	2021	3	112,620
0100	148727	LGE SMAC 2017 PROJECT	LGE-136200- KY Elect Dist Substati	Additions	107001	2021	4	112,620
0100	148727	LGE SMAC 2017 PROJECT	LGE-136200- KY Elect Dist Substati	Additions	107001	2021	5	112,620
0100	148727	LGE SMAC 2017 PROJECT	LGE-136200- KY Elect Dist Substati	Additions	107001	2021	6	112,620
0100	148727	LGE SMAC 2017 PROJECT	LGE-136200- KY Elect Dist Substati	Additions	107001	2021	7	6,900
0100	148727	LGE SMAC 2017 PROJECT	LGE-136200- KY Elect Dist Substati	Removals	108901	2020	12	14,865
0100	148821	SR Floyd-Seminole 69kV	LGE-135600- KY Elec Transmission -	Additions	107001	2020	9	55,644
0100	148821	SR Floyd-Seminole 69kV	LGE-135600- KY Elec Transmission -	Removals	108901	2020	9	42,990
0100	148822	CR Olin-Tip Top 69kV Phase I	LGE-135600- KY Elec Transmission -	Additions	107001	2021	12	8,860,908
0100	148822	CR Olin-Tip Top 69kV Phase I	LGE-135600- KY Elec Transmission -	Removals	108901	2021	12	1,839,549
0100	148884	DIST XFMR LIME KILN CW	LGE-136500-Electric Distribution -	Additions	107001	2020	9	(118,564)
0100	148884	DIST XFMR LIME KILN CW	LGE-136500-Electric Distribution -	Additions	107001	2020	10	(13,115)
0100	148884	DIST XFMR LIME KILN CW	LGE-136500-Electric Distribution -	Additions	107001	2020	11	(13,115)
0100	148884	DIST XFMR LIME KILN CW	LGE-136500-Electric Distribution -	Additions	107001	2020	12	(13,115)
0100	148884	DIST XFMR LIME KILN CW	LGE-136500-Electric Distribution -	Removals	108901	2020	9	120,140
0100	148884	DIST XFMR LIME KILN CW	LGE-136500-Electric Distribution -	Removals	108901	2020	10	13,117
0100	148884	DIST XFMR LIME KILN CW	LGE-136500-Electric Distribution -	Removals	108901	2020	11	13,117
0100	148884	DIST XFMR LIME KILN CW	LGE-136500-Electric Distribution -	Removals	108901	2020	12	13,117
0100	148885	DIST XFMR LIME KILN SUB	LGE-136200- KY Elect Dist Substati	Additions	107001	2020	9	1,867,452
0100	148885	DIST XFMR LIME KILN SUB	LGE-136200- KY Elect Dist Substati	Additions	107001	2020	10	6,755
0100	149182	DRILL WELLS CENTER 2018	LGE-235240- KY Gas Storage Undergrd	Additions	107001	2020	9	871,282
0100	149422	SCADA HARDWARE RPLC	LGE-237800-Gas Distribution - Measu	Additions	107001	2020	9	3,865,944
0100	149422	SCADA HARDWARE RPLC	LGE-237800-Gas Distribution - Measu	Additions	107001	2020	10	43,000
0100	151117	TC CCRT - GYPSUM LGE	LGE-131200-TC2 Boil ECR 2009 P24	Additions	107001	2020	9	703,407
0100	151118	TC CCRT - TRANSPORT LGE	LGE-131200-TC2 Boil ECR 2009 P24	Additions	107001	2020	9	942,725
0100	151118	TC CCRT - TRANSPORT LGE	LGE-131200-TC2 Boil ECR 2009 P24	Additions	107001	2020	10	919
0100	151119	TC CCRT - LANDFILL LGE	LGE-131200-TC2 Boil ECR 2009 P24	Additions	107001	2021	10	50,454,462
0100	151119	TC CCRT - LANDFILL LGE	LGE-131200-TC2 Boil ECR 2009 P24	Removals	108799	2021	10	0
0100	151119	TC CCRT - LANDFILL LGE	LGE-131200-TC2 Boil ECR 2009 P24	Removals	108901	2021	10	-
0100	151482	LEO TRANSMISSION LINE CLR	LGE-136500-Electric Distribution -	Additions	107001	2020	9	(180,226)
0100	151482	LEO TRANSMISSION LINE CLR	LGE-136500-Electric Distribution -	Additions	107001	2020	10	(20,025)
0100	151482	LEO TRANSMISSION LINE CLR	LGE-136500-Electric Distribution -	Additions	107001	2020	11	(20,025)
0100	151482	LEO TRANSMISSION LINE CLR	LGE-136500-Electric Distribution -	Additions	107001	2020	12	(20,221)
0100	151482	LEO TRANSMISSION LINE CLR	LGE-136500-Electric Distribution -	Additions	107001	2021	1	209,887

0100	151482	LEO TRANSMISSION LINE CLR	LGE-136500-Electric Distribution -	Additions	107001	2021	2	209,887
0100	151482	LEO TRANSMISSION LINE CLR	LGE-136500-Electric Distribution -	Additions	107001	2021	3	209,887
0100	151482	LEO TRANSMISSION LINE CLR	LGE-136500-Electric Distribution -	Additions	107001	2021	4	209,887
0100	151482	LEO TRANSMISSION LINE CLR	LGE-136500-Electric Distribution -	Additions	107001	2021	5	82,618
0100	151482	LEO TRANSMISSION LINE CLR	LGE-136500-Electric Distribution -	Additions	107001	2021	6	209,887
0100	151482	LEO TRANSMISSION LINE CLR	LGE-136500-Electric Distribution -	Additions	107001	2021	7	209,887
0100	151482	LEO TRANSMISSION LINE CLR	LGE-136500-Electric Distribution -	Additions	107001	2021	8	209,887
0100	151482	LEO TRANSMISSION LINE CLR	LGE-136500-Electric Distribution -	Additions	107001	2021	9	209,887
0100	151482	LEO TRANSMISSION LINE CLR	LGE-136500-Electric Distribution -	Additions	107001	2021	10	209,887
0100	151482	LEO TRANSMISSION LINE CLR	LGE-136500-Electric Distribution -	Additions	107001	2021	11	209,887
0100	151482	LEO TRANSMISSION LINE CLR	LGE-136500-Electric Distribution -	Additions	107001	2021	12	138,906
0100	151482	LEO TRANSMISSION LINE CLR	LGE-136500-Electric Distribution -	Additions	107001	2022	1	117,981
0100	151482	LEO TRANSMISSION LINE CLR	LGE-136500-Electric Distribution -	Additions	107001	2022	2	170,268
0100	151482	LEO TRANSMISSION LINE CLR	LGE-136500-Electric Distribution -	Additions	107001	2022	3	270,860
0100	151482	LEO TRANSMISSION LINE CLR	LGE-136500-Electric Distribution -	Additions	107001	2022	4	83,980
0100	151482	LEO TRANSMISSION LINE CLR	LGE-136500-Electric Distribution -	Additions	107001	2022	5	(34,554)
0100	151482	LEO TRANSMISSION LINE CLR	LGE-136500-Electric Distribution -	Additions	107001	2022	6	138,963
0100	151482	LEO TRANSMISSION LINE CLR	LGE-136500-Electric Distribution -	Removals	108901	2020	9	180,226
0100	151482	LEO TRANSMISSION LINE CLR	LGE-136500-Electric Distribution -	Removals	108901	2020	10	20,025
0100	151482	LEO TRANSMISSION LINE CLR	LGE-136500-Electric Distribution -	Removals	108901	2020	11	20,025
0100	151482	LEO TRANSMISSION LINE CLR	LGE-136500-Electric Distribution -	Removals	108901	2020	12	20,221
0100	151482	LEO TRANSMISSION LINE CLR	LGE-136500-Electric Distribution -	Removals	108901	2021	1	48,333
0100	151482	LEO TRANSMISSION LINE CLR	LGE-136500-Electric Distribution -	Removals	108901	2021	2	48,333
0100	151482	LEO TRANSMISSION LINE CLR	LGE-136500-Electric Distribution -	Removals	108901	2021	3	48,333
0100	151482	LEO TRANSMISSION LINE CLR	LGE-136500-Electric Distribution -	Removals	108901	2021	4	48,333
0100	151482	LEO TRANSMISSION LINE CLR	LGE-136500-Electric Distribution -	Removals	108901	2021	5	48,333
0100	151482	LEO TRANSMISSION LINE CLR	LGE-136500-Electric Distribution -	Removals	108901	2021	6	48,333
0100	151482	LEO TRANSMISSION LINE CLR	LGE-136500-Electric Distribution -	Removals	108901	2021	7	48,333
0100	151482	LEO TRANSMISSION LINE CLR	LGE-136500-Electric Distribution -	Removals	108901	2021	8	48,333
0100	151482	LEO TRANSMISSION LINE CLR	LGE-136500-Electric Distribution -	Removals	108901	2021	9	48,333
0100	151482	LEO TRANSMISSION LINE CLR	LGE-136500-Electric Distribution -	Removals	108901	2021	10	48,333
0100	151482	LEO TRANSMISSION LINE CLR	LGE-136500-Electric Distribution -	Removals	108901	2021	11	48,333
0100	151482	LEO TRANSMISSION LINE CLR	LGE-136500-Electric Distribution -	Removals	108901	2021	12	48,333
0100	151482	LEO TRANSMISSION LINE CLR	LGE-136500-Electric Distribution -	Removals	108901	2022	1	22,712
0100	151482	LEO TRANSMISSION LINE CLR	LGE-136500-Electric Distribution -	Removals	108901	2022	2	22,712
0100	151482	LEO TRANSMISSION LINE CLR	LGE-136500-Electric Distribution -	Removals	108901	2022	3	22,712
0100	151482	LEO TRANSMISSION LINE CLR	LGE-136500-Electric Distribution -	Removals	108901	2022	4	22,712
0100	151482	LEO TRANSMISSION LINE CLR	LGE-136500-Electric Distribution -	Removals	108901	2022	5	22,712
0100	151482	LEO TRANSMISSION LINE CLR	LGE-136500-Electric Distribution -	Removals	108901	2022	6	22,712
0100	151497	SCM2019 LGE LEGACY RELAY REPL	LGE-136200- KY Elect Dist Substati	Additions	107001	2020	9	8,142
0100	151497	SCM2019 LGE LEGACY RELAY REPL	LGE-136200- KY Elect Dist Substati	Additions	107001	2020	10	11,000
0100	151497	SCM2019 LGE LEGACY RELAY REPL	LGE-136200- KY Elect Dist Substati	Removals	108901	2020	9	12,141
0100	151498	SCM2019 LGE REPLGCYAIRMAG BRK	LGE-136200- KY Elect Dist Substati	Additions	107001	2020	9	4,115
0100	151498	SCM2019 LGE REPLGCYAIRMAG BRK	LGE-136200- KY Elect Dist Substati	Additions	107001	2020	12	(7,237)
0100	151498	SCM2019 LGE REPLGCYAIRMAG BRK	LGE-136200- KY Elect Dist Substati	Removals	108901	2020	9	9,333
0100	151530	SCM2019 LGE MISC CAPITAL SUB	LGE-136200- KY Elect Dist Substati	Additions	107001	2020	9	(7)
0100	151530	SCM2019 LGE MISC CAPITAL SUB	LGE-136200- KY Elect Dist Substati	Additions	107001	2020	12	(1,084)

0100	151530	SCM2019 LGE MISC CAPITAL SUB	LGE-136200- KY Elect Dist Substati	Removals	108901	2020	9	10,103
0100	151534	SCM2019 LGE REPL ABB VHK MECH	LGE-136200- KY Elect Dist Substati	Additions	107001	2020	9	1,064
0100	151534	SCM2019 LGE REPL ABB VHK MECH	LGE-136200- KY Elect Dist Substati	Additions	107001	2020	12	1,087
0100	151534	SCM2019 LGE REPL ABB VHK MECH	LGE-136200- KY Elect Dist Substati	Removals	108901	2020	9	1,048
0100	152055	CR7 T3K Hardware Refresh	LGE-134300-Cane Run 7 Prime Mover	Removals	108901	2020	9	-
0100	152330	MC Gypsum Dewatering Non-ECR	LGE-131200-MC Unit 4 Boil	Additions	107001	2020	10	(220,064)
0100	152330	MC Gypsum Dewatering Non-ECR	LGE-131200-MC Unit 4 Boil	Additions	107001	2020	11	188,340
0100	152330	MC Gypsum Dewatering Non-ECR	LGE-131200-MC Unit 4 Boil	Removals	108901	2020	9	-
0100	152381	MC Process Water	LGE-131200-MC4 Boil ECR 2016 NT	Additions	107001	2020	9	1,445,611
0100	152381	MC Process Water	LGE-131200-MC4 Boil ECR 2016 NT	Additions	107001	2020	10	1,766,447
0100	152381	MC Process Water	LGE-131200-MC4 Boil ECR 2016 NT	Additions	107001	2020	11	1,766,477
0100	152381	MC Process Water	LGE-131200-MC4 Boil ECR 2016 NT	Additions	107001	2020	12	2,270,077
0100	152381	MC Process Water	LGE-131200-MC4 Boil ECR 2016 NT	Removals	108799	2020	9	618,074
0100	152381	MC Process Water	LGE-131200-MC4 Boil ECR 2016 NT	Removals	108901	2020	9	652,876
0100	152384	TC LGE Process Water	LGE-131200-TC2 Boil ECR 2016 NT	Additions	107001	2020	9	963,863
0100	152384	TC LGE Process Water	LGE-131200-TC2 Boil ECR 2016 NT	Additions	107001	2020	10	5,514
0100	152384	TC LGE Process Water	LGE-131200-TC2 Boil ECR 2016 NT	Removals	108901	2020	9	4,301
0100	152442	2019 PURCH ELEC RECORD GAUGES	LGE-237800-Gas Distribution - Measu	Additions	107001	2020	9	1,607
0100	152442	2019 PURCH ELEC RECORD GAUGES	LGE-237800-Gas Distribution - Measu	Additions	107001	2020	10	27,948
0100	152442	2019 PURCH ELEC RECORD GAUGES	LGE-237800-Gas Distribution - Measu	Additions	107001	2020	11	6,590
0100	152442	2019 PURCH ELEC RECORD GAUGES	LGE-237800-Gas Distribution - Measu	Removals	108901	2020	9	3,768
0100	152546	EAST END REINFORCEMENT	LGE-237600-Gas Distribution - Mains	Additions	107001	2020	12	7,125,151
0100	152546	EAST END REINFORCEMENT	LGE-237600-Gas Distribution - Mains	Additions	107001	2021	1	(4,000)
0100	152546	EAST END REINFORCEMENT	LGE-237600-Gas Distribution - Mains	Additions	107001	2021	2	343,841
0100	152546	EAST END REINFORCEMENT	LGE-237600-Gas Distribution - Mains	Additions	107001	2021	3	343,841
0100	152546	EAST END REINFORCEMENT	LGE-237600-Gas Distribution - Mains	Additions	107001	2021	4	343,841
0100	152546	EAST END REINFORCEMENT	LGE-237600-Gas Distribution - Mains	Additions	107001	2021	5	330,860
0100	152546	EAST END REINFORCEMENT	LGE-237600-Gas Distribution - Mains	Additions	107001	2021	6	330,860
0100	152546	EAST END REINFORCEMENT	LGE-237600-Gas Distribution - Mains	Additions	107001	2021	7	330,860
0100	152546	EAST END REINFORCEMENT	LGE-237600-Gas Distribution - Mains	Additions	107001	2021	8	(4,000)
0100	152546	EAST END REINFORCEMENT	LGE-237600-Gas Distribution - Mains	Additions	107001	2021	9	(4,000)
0100	152546	EAST END REINFORCEMENT	LGE-237600-Gas Distribution - Mains	Additions	107001	2021	10	(4,000)
0100	152546	EAST END REINFORCEMENT	LGE-237600-Gas Distribution - Mains	Additions	107001	2021	11	(4,000)
0100	152546	EAST END REINFORCEMENT	LGE-237600-Gas Distribution - Mains	Additions	107001	2021	12	(4,000)
0100	153004	LGE CEMI	LGE-136500-Electric Distribution -	Additions	107001	2021	1	61,425
0100	153004	LGE CEMI	LGE-136500-Electric Distribution -	Additions	107001	2021	2	61,425
0100	153004	LGE CEMI	LGE-136500-Electric Distribution -	Additions	107001	2021	3	61,425
0100	153004	LGE CEMI	LGE-136500-Electric Distribution -	Additions	107001	2021	4	61,425
0100	153004	LGE CEMI	LGE-136500-Electric Distribution -	Additions	107001	2021	5	61,425
0100	153004	LGE CEMI	LGE-136500-Electric Distribution -	Additions	107001	2021	6	61,425
0100	153004	LGE CEMI	LGE-136500-Electric Distribution -	Additions	107001	2021	7	61,425
0100	153004	LGE CEMI	LGE-136500-Electric Distribution -	Additions	107001	2021	8	61,425
0100	153004	LGE CEMI	LGE-136500-Electric Distribution -	Additions	107001	2021	9	61,425
0100	153004	LGE CEMI	LGE-136500-Electric Distribution -	Additions	107001	2021	10	61,425
0100	153004	LGE CEMI	LGE-136500-Electric Distribution -	Additions	107001	2021	11	61,425
0100	153004	LGE CEMI	LGE-136500-Electric Distribution -	Additions	107001	2021	12	61,425
0100	153004	LGE CEMI	LGE-136500-Electric Distribution -	Additions	107001	2022	1	63,002

0100	153015	Sub Exit Cable Repl LGE	LGE-136500-Electric Distribution -	Removals	108901	2021	5	20,750
0100	153015	Sub Exit Cable Repl LGE	LGE-136500-Electric Distribution -	Removals	108901	2021	6	20,750
0100	153015	Sub Exit Cable Repl LGE	LGE-136500-Electric Distribution -	Removals	108901	2021	7	20,750
0100	153015	Sub Exit Cable Repl LGE	LGE-136500-Electric Distribution -	Removals	108901	2021	8	20,750
0100	153015	Sub Exit Cable Repl LGE	LGE-136500-Electric Distribution -	Removals	108901	2021	9	20,750
0100	153015	Sub Exit Cable Repl LGE	LGE-136500-Electric Distribution -	Removals	108901	2021	10	20,750
0100	153015	Sub Exit Cable Repl LGE	LGE-136500-Electric Distribution -	Removals	108901	2021	11	20,750
0100	153015	Sub Exit Cable Repl LGE	LGE-136500-Electric Distribution -	Removals	108901	2021	12	20,742
0100	153015	Sub Exit Cable Repl LGE	LGE-136500-Electric Distribution -	Removals	108901	2022	1	21,500
0100	153015	Sub Exit Cable Repl LGE	LGE-136500-Electric Distribution -	Removals	108901	2022	2	21,500
0100	153015	Sub Exit Cable Repl LGE	LGE-136500-Electric Distribution -	Removals	108901	2022	3	21,500
0100	153015	Sub Exit Cable Repl LGE	LGE-136500-Electric Distribution -	Removals	108901	2022	4	21,500
0100	153015	Sub Exit Cable Repl LGE	LGE-136500-Electric Distribution -	Removals	108901	2022	5	21,500
0100	153015	Sub Exit Cable Repl LGE	LGE-136500-Electric Distribution -	Removals	108901	2022	6	21,500
0100	153047LGE	TC2 FINAL SH REPL*	LGE-131200-TC Unit 2 Boil	Additions	107001	2020	11	40,224
0100	153080LGE	TC2 SCR CATALYST L1 NEW-	LGE-131200-TC Unit 2 Boil	Additions	107001	2020	11	186,302
0100	154092	Distribution Auto LGE 2017	LGE-136100-Electric Distribution Su	Additions	107001	2020	9	840,911
0100	154092	Distribution Auto LGE 2017	LGE-136100-Electric Distribution Su	Additions	107001	2020	10	954,356
0100	154092	Distribution Auto LGE 2017	LGE-136100-Electric Distribution Su	Additions	107001	2020	11	954,356
0100	154092	Distribution Auto LGE 2017	LGE-136100-Electric Distribution Su	Additions	107001	2020	12	339,429
0100	154092	Distribution Auto LGE 2017	LGE-136100-Electric Distribution Su	Additions	107001	2021	1	5,001,103
0100	154092	Distribution Auto LGE 2017	LGE-136100-Electric Distribution Su	Additions	107001	2021	2	4,995,896
0100	154092	Distribution Auto LGE 2017	LGE-136100-Electric Distribution Su	Removals	108901	2020	9	249,374
0100	154092	Distribution Auto LGE 2017	LGE-136100-Electric Distribution Su	Removals	108901	2020	10	35,644
0100	154092	Distribution Auto LGE 2017	LGE-136100-Electric Distribution Su	Removals	108901	2020	11	35,644
0100	154092	Distribution Auto LGE 2017	LGE-136100-Electric Distribution Su	Removals	108901	2020	12	35,644
0100	154095	IT Distrbution Automation LGE	LGE-330300-Misc Intang Plant-Softwa	Additions	107001	2020	9	4,919,669
0100	154095	IT Distrbution Automation LGE	LGE-330300-Misc Intang Plant-Softwa	Additions	107001	2020	10	23,039
0100	154095	IT Distrbution Automation LGE	LGE-330300-Misc Intang Plant-Softwa	Additions	107001	2020	11	78,962
0100	154095	IT Distrbution Automation LGE	LGE-330300-Misc Intang Plant-Softwa	Additions	107001	2020	12	59,980
0100	155124	GS GenEng Wireless Gateways	LGE-131600-Mill Creek Unit 4 Misc.	Additions	107001	2020	9	218,171
0100	155124	GS GenEng Wireless Gateways	LGE-131600-Mill Creek Unit 4 Misc.	Additions	107001	2020	10	4,534
0100	155124	GS GenEng Wireless Gateways	LGE-131600-Mill Creek Unit 4 Misc.	Additions	107001	2020	12	44,736
0100	155313	SCM2019 LGE TXFMR TOOLS	LGE-139400-Tools, Shop, and Garage	Additions	107001	2020	12	(7,029)
0100	155386	N1DT Pleasure Ridge Sub	LGE-136500-Electric Distribution -	Additions	107001	2020	9	29,952
0100	155386	N1DT Pleasure Ridge Sub	LGE-136500-Electric Distribution -	Additions	107001	2020	10	14,691
0100	155386	N1DT Pleasure Ridge Sub	LGE-136500-Electric Distribution -	Additions	107001	2020	11	24,273
0100	155386	N1DT Pleasure Ridge Sub	LGE-136500-Electric Distribution -	Removals	108901	2020	9	9
0100	155443LGE	TC F COAL CONV GALLERY REBLD-	LGE-131200-TC Unit 2 Boil	Additions	107001	2020	9	1,743,632
0100	155443LGE	TC F COAL CONV GALLERY REBLD-	LGE-131200-TC Unit 2 Boil	Removals	108901	2020	9	479,169
0100	155529	MV-90 Daily Read LG&E	LGE-137000-Meters	Additions	107001	2020	10	635,100
0100	156027	ST L-O BLADES LGE	LGE-134300-Cane Run 7 Prime Mover	Additions	107001	2020	12	(1,999)
0100	156027	ST L-O BLADES LGE	LGE-134300-Cane Run 7 Prime Mover	Removals	108901	2020	9	162,887
0100	156027	ST L-O BLADES LGE	LGE-134300-Cane Run 7 Prime Mover	Removals	108901	2020	12	(398)
0100	156464	INSTALL HEAT AT BOC	LGE-339010-Common Structures - Gene	Additions	107001	2020	10	2,357,113
0100	156464	INSTALL HEAT AT BOC	LGE-339010-Common Structures - Gene	Removals	108901	2020	10	30,189
0100	156485	CANAL DEMOLITION	LGE-131100-Mill Creek Unit 1 Struct	Removals	108799	2021	9	2,084,095

0100	156485	CANAL DEMOLITION	LGE-131100-Mill Creek Unit 1 Struct	Removals	108901	2021	9	6,658,284
0100	156485	CANAL DEMOLITION	LGE-131100-Mill Creek Unit 1 Struct	Removals	108901	2021	10	555,000
0100	156485	CANAL DEMOLITION	LGE-131100-Mill Creek Unit 1 Struct	Removals	108901	2021	11	435,000
0100	156485	CANAL DEMOLITION	LGE-131100-Mill Creek Unit 1 Struct	Removals	108799	2021	12	1,667,621
0100	156485	CANAL DEMOLITION	LGE-131100-Mill Creek Unit 1 Struct	Removals	108901	2021	12	100,000
0100	156485	CANAL DEMOLITION	LGE-131100-Mill Creek Unit 1 Struct	Removals	108901	2022	1	25,000
0100	156485	CANAL DEMOLITION	LGE-131100-Mill Creek Unit 1 Struct	Removals	108901	2022	2	50,000
0100	156485	CANAL DEMOLITION	LGE-131100-Mill Creek Unit 1 Struct	Removals	108901	2022	3	25,000
0100	156485	CANAL DEMOLITION	LGE-131100-Mill Creek Unit 1 Struct	Removals	108901	2022	4	100,000
0100	156486	TC1 BOILER RM ROOF EXHST 2018	LGE-131100-TC Unit 1 Struc	Additions	107001	2020	9	43,905
0100	156664	MC 3B Mill Gearbox OVERHAUL 22	LGE-131200-MC Unit 3 Boil	Removals	108901	2020	11	35,699
0100	156753	MC4 SH Outlet 2020	LGE-131200-MC Unit 4 Boil	Additions	107001	2020	11	7,078,162
0100	156753	MC4 SH Outlet 2020	LGE-131200-MC Unit 4 Boil	Additions	107001	2020	12	86,000
0100	156753	MC4 SH Outlet 2020	LGE-131200-MC Unit 4 Boil	Removals	108901	2020	11	198,000
0100	157575	SIO-SUB OIL BREAKERS	LGE-136200- KY Elect Dist Substati	Additions	107001	2020	9	53,172
0100	157575	SIO-SUB OIL BREAKERS	LGE-136200- KY Elect Dist Substati	Additions	107001	2020	10	54,489
0100	157575	SIO-SUB OIL BREAKERS	LGE-136200- KY Elect Dist Substati	Additions	107001	2020	11	35,515
0100	157575	SIO-SUB OIL BREAKERS	LGE-136200- KY Elect Dist Substati	Additions	107001	2021	2	5,192
0100	157575	SIO-SUB OIL BREAKERS	LGE-136200- KY Elect Dist Substati	Additions	107001	2021	3	189,849
0100	157575	SIO-SUB OIL BREAKERS	LGE-136200- KY Elect Dist Substati	Additions	107001	2021	4	195,480
0100	157575	SIO-SUB OIL BREAKERS	LGE-136200- KY Elect Dist Substati	Additions	107001	2021	5	71,286
0100	157575	SIO-SUB OIL BREAKERS	LGE-136200- KY Elect Dist Substati	Additions	107001	2021	6	67,133
0100	157575	SIO-SUB OIL BREAKERS	LGE-136200- KY Elect Dist Substati	Additions	107001	2021	7	67,309
0100	157575	SIO-SUB OIL BREAKERS	LGE-136200- KY Elect Dist Substati	Additions	107001	2021	8	62,628
0100	157575	SIO-SUB OIL BREAKERS	LGE-136200- KY Elect Dist Substati	Additions	107001	2021	9	35,077
0100	157575	SIO-SUB OIL BREAKERS	LGE-136200- KY Elect Dist Substati	Additions	107001	2021	10	6,057
0100	157575	SIO-SUB OIL BREAKERS	LGE-136200- KY Elect Dist Substati	Additions	107001	2021	11	5,311
0100	157575	SIO-SUB OIL BREAKERS	LGE-136200- KY Elect Dist Substati	Additions	107001	2022	2	5,186
0100	157575	SIO-SUB OIL BREAKERS	LGE-136200- KY Elect Dist Substati	Additions	107001	2022	3	7,779
0100	157575	SIO-SUB OIL BREAKERS	LGE-136200- KY Elect Dist Substati	Additions	107001	2022	4	7,779
0100	157575	SIO-SUB OIL BREAKERS	LGE-136200- KY Elect Dist Substati	Additions	107001	2022	5	33,341
0100	157575	SIO-SUB OIL BREAKERS	LGE-136200- KY Elect Dist Substati	Additions	107001	2022	6	189,145
0100	157575	SIO-SUB OIL BREAKERS	LGE-136200- KY Elect Dist Substati	Removals	108901	2020	9	98,540
0100	157575	SIO-SUB OIL BREAKERS	LGE-136200- KY Elect Dist Substati	Removals	108901	2020	10	5,511
0100	157575	SIO-SUB OIL BREAKERS	LGE-136200- KY Elect Dist Substati	Removals	108901	2020	11	5,511
0100	157575	SIO-SUB OIL BREAKERS	LGE-136200- KY Elect Dist Substati	Removals	108901	2021	3	5,631
0100	157575	SIO-SUB OIL BREAKERS	LGE-136200- KY Elect Dist Substati	Removals	108901	2021	4	5,631
0100	157575	SIO-SUB OIL BREAKERS	LGE-136200- KY Elect Dist Substati	Removals	108901	2021	5	5,631
0100	157575	SIO-SUB OIL BREAKERS	LGE-136200- KY Elect Dist Substati	Removals	108901	2021	6	5,631
0100	157575	SIO-SUB OIL BREAKERS	LGE-136200- KY Elect Dist Substati	Removals	108901	2021	7	5,631
0100	157575	SIO-SUB OIL BREAKERS	LGE-136200- KY Elect Dist Substati	Removals	108901	2021	8	5,631
0100	157575	SIO-SUB OIL BREAKERS	LGE-136200- KY Elect Dist Substati	Removals	108901	2021	9	5,631
0100	157575	SIO-SUB OIL BREAKERS	LGE-136200- KY Elect Dist Substati	Removals	108901	2021	10	5,631
0100	157575	SIO-SUB OIL BREAKERS	LGE-136200- KY Elect Dist Substati	Removals	108901	2021	11	5,631
0100	157575	SIO-SUB OIL BREAKERS	LGE-136200- KY Elect Dist Substati	Removals	108901	2022	3	5,631
0100	157575	SIO-SUB OIL BREAKERS	LGE-136200- KY Elect Dist Substati	Removals	108901	2022	4	5,631
0100	157575	SIO-SUB OIL BREAKERS	LGE-136200- KY Elect Dist Substati	Removals	108901	2022	5	5,631

0100	157575	SIO-SUB OIL BREAKERS	LGE-136200- KY Elect Dist Substati	Removals	108901	2022	6	5,631
0100	157578	SIO-RELAY REPLACEMENT LGE	LGE-136200- KY Elect Dist Substati	Additions	107001	2020	9	535,909
0100	157578	SIO-RELAY REPLACEMENT LGE	LGE-136200- KY Elect Dist Substati	Additions	107001	2020	10	194,489
0100	157578	SIO-RELAY REPLACEMENT LGE	LGE-136200- KY Elect Dist Substati	Additions	107001	2020	11	244,489
0100	157578	SIO-RELAY REPLACEMENT LGE	LGE-136200- KY Elect Dist Substati	Additions	107001	2020	12	204,236
0100	157578	SIO-RELAY REPLACEMENT LGE	LGE-136200- KY Elect Dist Substati	Additions	107001	2021	1	118,224
0100	157578	SIO-RELAY REPLACEMENT LGE	LGE-136200- KY Elect Dist Substati	Additions	107001	2021	2	223,657
0100	157578	SIO-RELAY REPLACEMENT LGE	LGE-136200- KY Elect Dist Substati	Additions	107001	2021	3	232,704
0100	157578	SIO-RELAY REPLACEMENT LGE	LGE-136200- KY Elect Dist Substati	Additions	107001	2021	4	231,400
0100	157578	SIO-RELAY REPLACEMENT LGE	LGE-136200- KY Elect Dist Substati	Additions	107001	2021	5	221,296
0100	157578	SIO-RELAY REPLACEMENT LGE	LGE-136200- KY Elect Dist Substati	Additions	107001	2021	6	220,946
0100	157578	SIO-RELAY REPLACEMENT LGE	LGE-136200- KY Elect Dist Substati	Additions	107001	2021	7	182,601
0100	157578	SIO-RELAY REPLACEMENT LGE	LGE-136200- KY Elect Dist Substati	Additions	107001	2021	8	200,677
0100	157578	SIO-RELAY REPLACEMENT LGE	LGE-136200- KY Elect Dist Substati	Additions	107001	2021	9	197,565
0100	157578	SIO-RELAY REPLACEMENT LGE	LGE-136200- KY Elect Dist Substati	Additions	107001	2021	10	212,879
0100	157578	SIO-RELAY REPLACEMENT LGE	LGE-136200- KY Elect Dist Substati	Additions	107001	2021	11	216,001
0100	157578	SIO-RELAY REPLACEMENT LGE	LGE-136200- KY Elect Dist Substati	Additions	107001	2021	12	174,477
0100	157578	SIO-RELAY REPLACEMENT LGE	LGE-136200- KY Elect Dist Substati	Additions	107001	2022	1	18,740
0100	157578	SIO-RELAY REPLACEMENT LGE	LGE-136200- KY Elect Dist Substati	Additions	107001	2022	2	47,963
0100	157578	SIO-RELAY REPLACEMENT LGE	LGE-136200- KY Elect Dist Substati	Additions	107001	2022	3	56,702
0100	157578	SIO-RELAY REPLACEMENT LGE	LGE-136200- KY Elect Dist Substati	Additions	107001	2022	4	80,647
0100	157578	SIO-RELAY REPLACEMENT LGE	LGE-136200- KY Elect Dist Substati	Additions	107001	2022	5	105,246
0100	157578	SIO-RELAY REPLACEMENT LGE	LGE-136200- KY Elect Dist Substati	Additions	107001	2022	6	80,556
0100	157578	SIO-RELAY REPLACEMENT LGE	LGE-136200- KY Elect Dist Substati	Removals	108901	2020	9	44,672
0100	157578	SIO-RELAY REPLACEMENT LGE	LGE-136200- KY Elect Dist Substati	Removals	108901	2020	10	5,511
0100	157578	SIO-RELAY REPLACEMENT LGE	LGE-136200- KY Elect Dist Substati	Removals	108901	2020	11	5,511
0100	157578	SIO-RELAY REPLACEMENT LGE	LGE-136200- KY Elect Dist Substati	Removals	108901	2020	12	5,511
0100	157578	SIO-RELAY REPLACEMENT LGE	LGE-136200- KY Elect Dist Substati	Removals	108901	2021	1	5,631
0100	157578	SIO-RELAY REPLACEMENT LGE	LGE-136200- KY Elect Dist Substati	Removals	108901	2021	2	5,631
0100	157578	SIO-RELAY REPLACEMENT LGE	LGE-136200- KY Elect Dist Substati	Removals	108901	2021	3	5,631
0100	157578	SIO-RELAY REPLACEMENT LGE	LGE-136200- KY Elect Dist Substati	Removals	108901	2021	4	5,631
0100	157578	SIO-RELAY REPLACEMENT LGE	LGE-136200- KY Elect Dist Substati	Removals	108901	2021	5	5,631
0100	157578	SIO-RELAY REPLACEMENT LGE	LGE-136200- KY Elect Dist Substati	Removals	108901	2021	6	5,631
0100	157578	SIO-RELAY REPLACEMENT LGE	LGE-136200- KY Elect Dist Substati	Removals	108901	2021	7	5,631
0100	157578	SIO-RELAY REPLACEMENT LGE	LGE-136200- KY Elect Dist Substati	Removals	108901	2021	8	5,631
0100	157578	SIO-RELAY REPLACEMENT LGE	LGE-136200- KY Elect Dist Substati	Removals	108901	2021	9	5,631
0100	157578	SIO-RELAY REPLACEMENT LGE	LGE-136200- KY Elect Dist Substati	Removals	108901	2021	10	5,631
0100	157578	SIO-RELAY REPLACEMENT LGE	LGE-136200- KY Elect Dist Substati	Removals	108901	2021	11	5,631
0100	157578	SIO-RELAY REPLACEMENT LGE	LGE-136200- KY Elect Dist Substati	Removals	108901	2021	12	5,631
0100	157578	SIO-RELAY REPLACEMENT LGE	LGE-136200- KY Elect Dist Substati	Removals	108901	2022	1	5,631
0100	157578	SIO-RELAY REPLACEMENT LGE	LGE-136200- KY Elect Dist Substati	Removals	108901	2022	2	5,631
0100	157578	SIO-RELAY REPLACEMENT LGE	LGE-136200- KY Elect Dist Substati	Removals	108901	2022	3	5,631
0100	157578	SIO-RELAY REPLACEMENT LGE	LGE-136200- KY Elect Dist Substati	Removals	108901	2022	4	5,631
0100	157578	SIO-RELAY REPLACEMENT LGE	LGE-136200- KY Elect Dist Substati	Removals	108901	2022	5	5,631
0100	157578	SIO-RELAY REPLACEMENT LGE	LGE-136200- KY Elect Dist Substati	Removals	108901	2022	6	5,631
0100	157602	DSP DEL PARK TO CANAL	LGE-136500-Electric Distribution -	Additions	107001	2020	12	667,917
0100	157697	Canal-Del Park 69KV SR	LGE-136500-Electric Distribution -	Additions	107001	2020	12	781,129

0100	157697	Canal-Del Park 69KV SR	LGE-136500-Electric Distribution -	Removals	108901	2020	12	5,026
0100	163014	SIO Rel LGE UG FCI Install	LGE-136700-Electric Distribution -	Additions	107001	2020	9	451,316
0100	163014	SIO Rel LGE UG FCI Install	LGE-136700-Electric Distribution -	Additions	107001	2020	10	200,000
0100	163014	SIO Rel LGE UG FCI Install	LGE-136700-Electric Distribution -	Additions	107001	2020	11	153,506
0100	163014	SIO Rel LGE UG FCI Install	LGE-136700-Electric Distribution -	Additions	107001	2021	1	242,500
0100	163014	SIO Rel LGE UG FCI Install	LGE-136700-Electric Distribution -	Additions	107001	2021	2	242,500
0100	163014	SIO Rel LGE UG FCI Install	LGE-136700-Electric Distribution -	Additions	107001	2021	3	242,500
0100	163014	SIO Rel LGE UG FCI Install	LGE-136700-Electric Distribution -	Additions	107001	2021	4	242,500
0100	163014	SIO Rel LGE UG FCI Install	LGE-136700-Electric Distribution -	Additions	107001	2021	5	242,500
0100	163014	SIO Rel LGE UG FCI Install	LGE-136700-Electric Distribution -	Additions	107001	2021	6	242,500
0100	163014	SIO Rel LGE UG FCI Install	LGE-136700-Electric Distribution -	Additions	107001	2021	7	242,500
0100	163014	SIO Rel LGE UG FCI Install	LGE-136700-Electric Distribution -	Additions	107001	2021	8	242,500
0100	163014	SIO Rel LGE UG FCI Install	LGE-136700-Electric Distribution -	Additions	107001	2021	9	242,500
0100	163014	SIO Rel LGE UG FCI Install	LGE-136700-Electric Distribution -	Additions	107001	2021	10	242,500
0100	163014	SIO Rel LGE UG FCI Install	LGE-136700-Electric Distribution -	Additions	107001	2021	11	242,500
0100	163014	SIO Rel LGE UG FCI Install	LGE-136700-Electric Distribution -	Additions	107001	2021	12	242,506
0100	406000011	REG FAC RET ELDER PARK	LGE-237600-Gas Distribution - Mains	Additions	107001	2020	9	201,692
0100	406000011	REG FAC RET ELDER PARK	LGE-237600-Gas Distribution - Mains	Additions	107001	2020	10	100,000
0100	406000011	REG FAC RET ELDER PARK	LGE-237600-Gas Distribution - Mains	Additions	107001	2020	11	90,000
0100	406000011	REG FAC RET ELDER PARK	LGE-237600-Gas Distribution - Mains	Removals	108799	2020	9	814
0100	406000021	UPGRADE ELEVATED PRESSURE 19	LGE-237600-Gas Distribution - Mains	Additions	107001	2020	9	62,308
0100	406000021	UPGRADE ELEVATED PRESSURE 19	LGE-237600-Gas Distribution - Mains	Removals	108799	2020	9	10,476
0100	406000030	Bluelick Rd KYTC Relocation	LGE-237600-Gas Distribution - Mains	Additions	107001	2020	9	94,027
0100	406000030	Bluelick Rd KYTC Relocation	LGE-237600-Gas Distribution - Mains	Removals	108799	2020	9	315
0100	406000046	River Road Reinforcement - 1	LGE-237600-Gas Distribution - Mains	Additions	107001	2020	9	431,779
0100	406000046	River Road Reinforcement - 1	LGE-237600-Gas Distribution - Mains	Additions	107001	2020	12	0
0100	406000046	River Road Reinforcement - 1	LGE-237600-Gas Distribution - Mains	Removals	108799	2020	9	1,243
0100	447000002	Muld Station Control Rm Repl	LGE-235140- KY Gas Storage Undergr	Additions	107001	2020	11	645,781
0100	447000002	Muld Station Control Rm Repl	LGE-235140- KY Gas Storage Undergr	Additions	107001	2020	12	151,131
0100	447000002	Muld Station Control Rm Repl	LGE-235140- KY Gas Storage Undergr	Additions	107001	2021	1	17,732
0100	447000002	Muld Station Control Rm Repl	LGE-235140- KY Gas Storage Undergr	Additions	107001	2021	2	17,732
0100	447000002	Muld Station Control Rm Repl	LGE-235140- KY Gas Storage Undergr	Additions	107001	2021	3	21,779
0100	447000002	Muld Station Control Rm Repl	LGE-235140- KY Gas Storage Undergr	Additions	107001	2021	4	20,029
0100	447000002	Muld Station Control Rm Repl	LGE-235140- KY Gas Storage Undergr	Additions	107001	2021	5	7,717
0100	447000022	Muldraugh Amine Replacement	LGE-235600-Gas Storage Undg. - Puri	Additions	107001	2021	10	12,003,579
0100	447000022	Muldraugh Amine Replacement	LGE-235600-Gas Storage Undg. - Puri	Additions	107001	2021	11	(1,915)
0100	447000022	Muldraugh Amine Replacement	LGE-235600-Gas Storage Undg. - Puri	Additions	107001	2021	12	(1,915)
0100	447000022	Muldraugh Amine Replacement	LGE-235600-Gas Storage Undg. - Puri	Removals	108901	2021	10	956,888
0100	447000022	Muldraugh Amine Replacement	LGE-235600-Gas Storage Undg. - Puri	Removals	108901	2021	11	54,204
0100	447000030	Eng & Compr Cooling Sys Upg	LGE-235400-Gas Storage Undg. - Comp	Additions	107001	2021	9	1,377,627
0100	447000030	Eng & Compr Cooling Sys Upg	LGE-235400-Gas Storage Undg. - Comp	Additions	107001	2021	10	122,146
0100	447000030	Eng & Compr Cooling Sys Upg	LGE-235400-Gas Storage Undg. - Comp	Additions	107001	2021	11	46,138
0100	447000030	Eng & Compr Cooling Sys Upg	LGE-235400-Gas Storage Undg. - Comp	Additions	107001	2021	12	(1,750)
0100	448000030	Magnolia Amine Replacement	LGE-235600-Gas Storage Undg. - Puri	Additions	107001	2020	9	6,201,047
0100	CACMIT445	AC_MITIGATION	LGE-238700-Gas Distribution - Other	Additions	107001	2020	9	379,598
0100	CACMIT445	AC_MITIGATION	LGE-238700-Gas Distribution - Other	Additions	107001	2020	10	(0)
0100	CACMIT445	AC_MITIGATION	LGE-238700-Gas Distribution - Other	Additions	107001	2020	11	(0)

0100	CACMIT445	AC_MITIGATION	LGE-238700-Gas Distribution - Other	Additions	107001	2020	12	625,000
0100	CACMIT445	AC_MITIGATION	LGE-238700-Gas Distribution - Other	Additions	107001	2021	4	412,223
0100	CACMIT445	AC_MITIGATION	LGE-238700-Gas Distribution - Other	Additions	107001	2021	5	178,983
0100	CACMIT445	AC_MITIGATION	LGE-238700-Gas Distribution - Other	Additions	107001	2021	6	178,983
0100	CACMIT445	AC_MITIGATION	LGE-238700-Gas Distribution - Other	Additions	107001	2021	7	30,093
0100	CACMIT445	AC_MITIGATION	LGE-238700-Gas Distribution - Other	Additions	107001	2022	4	412,243
0100	CACMIT445	AC_MITIGATION	LGE-238700-Gas Distribution - Other	Additions	107001	2022	5	179,003
0100	CACMIT445	AC_MITIGATION	LGE-238700-Gas Distribution - Other	Additions	107001	2022	6	179,003
0100	CCAPAC451	GAS REG CAPACITY PRO	LGE-238500-Gas Distribution - Indus	Additions	107001	2020	9	86,741
0100	CCAPAC451	GAS REG CAPACITY PRO	LGE-238500-Gas Distribution - Indus	Additions	107001	2020	10	118,529
0100	CCAPAC451	GAS REG CAPACITY PRO	LGE-238500-Gas Distribution - Indus	Additions	107001	2020	11	17,142
0100	CCAPAC451	GAS REG CAPACITY PRO	LGE-238500-Gas Distribution - Indus	Additions	107001	2020	12	(8,149)
0100	CCAPAC451	GAS REG CAPACITY PRO	LGE-238500-Gas Distribution - Indus	Additions	107001	2021	1	3,946
0100	CCAPAC451	GAS REG CAPACITY PRO	LGE-238500-Gas Distribution - Indus	Additions	107001	2021	2	3,946
0100	CCAPAC451	GAS REG CAPACITY PRO	LGE-238500-Gas Distribution - Indus	Additions	107001	2021	3	27,270
0100	CCAPAC451	GAS REG CAPACITY PRO	LGE-238500-Gas Distribution - Indus	Additions	107001	2021	4	38,332
0100	CCAPAC451	GAS REG CAPACITY PRO	LGE-238500-Gas Distribution - Indus	Additions	107001	2021	5	55,554
0100	CCAPAC451	GAS REG CAPACITY PRO	LGE-238500-Gas Distribution - Indus	Additions	107001	2021	6	66,977
0100	CCAPAC451	GAS REG CAPACITY PRO	LGE-238500-Gas Distribution - Indus	Additions	107001	2021	7	55,948
0100	CCAPAC451	GAS REG CAPACITY PRO	LGE-238500-Gas Distribution - Indus	Additions	107001	2021	8	69,189
0100	CCAPAC451	GAS REG CAPACITY PRO	LGE-238500-Gas Distribution - Indus	Additions	107001	2021	9	74,479
0100	CCAPAC451	GAS REG CAPACITY PRO	LGE-238500-Gas Distribution - Indus	Additions	107001	2021	10	72,508
0100	CCAPAC451	GAS REG CAPACITY PRO	LGE-238500-Gas Distribution - Indus	Additions	107001	2021	11	70,533
0100	CCAPAC451	GAS REG CAPACITY PRO	LGE-238500-Gas Distribution - Indus	Additions	107001	2021	12	61,684
0100	CCAPAC451	GAS REG CAPACITY PRO	LGE-238500-Gas Distribution - Indus	Additions	107001	2022	1	3,954
0100	CCAPAC451	GAS REG CAPACITY PRO	LGE-238500-Gas Distribution - Indus	Additions	107001	2022	2	3,954
0100	CCAPAC451	GAS REG CAPACITY PRO	LGE-238500-Gas Distribution - Indus	Additions	107001	2022	3	27,278
0100	CCAPAC451	GAS REG CAPACITY PRO	LGE-238500-Gas Distribution - Indus	Additions	107001	2022	4	38,340
0100	CCAPAC451	GAS REG CAPACITY PRO	LGE-238500-Gas Distribution - Indus	Additions	107001	2022	5	55,577
0100	CCAPAC451	GAS REG CAPACITY PRO	LGE-238500-Gas Distribution - Indus	Additions	107001	2022	6	66,995
0100	CCAPAC451	GAS REG CAPACITY PRO	LGE-238500-Gas Distribution - Indus	Removals	108799	2020	9	40,002
0100	CCAPAC451	GAS REG CAPACITY PRO	LGE-238500-Gas Distribution - Indus	Removals	108901	2020	9	18,922
0100	CCAPAC451	GAS REG CAPACITY PRO	LGE-238500-Gas Distribution - Indus	Removals	108799	2020	10	4,426
0100	CCAPAC451	GAS REG CAPACITY PRO	LGE-238500-Gas Distribution - Indus	Removals	108901	2020	10	3,723
0100	CCAPAC451	GAS REG CAPACITY PRO	LGE-238500-Gas Distribution - Indus	Removals	108799	2020	11	4,426
0100	CCAPAC451	GAS REG CAPACITY PRO	LGE-238500-Gas Distribution - Indus	Removals	108901	2020	11	3,723
0100	CCAPAC451	GAS REG CAPACITY PRO	LGE-238500-Gas Distribution - Indus	Removals	108799	2020	12	4,426
0100	CCAPAC451	GAS REG CAPACITY PRO	LGE-238500-Gas Distribution - Indus	Removals	108901	2020	12	3,723
0100	CCAPR340	Capital CAP/REG/RECL - 003400	LGE-136200- KY Elect Dist Substati	Additions	107001	2020	9	55,917
0100	CCAPR340	Capital CAP/REG/RECL - 003400	LGE-136200- KY Elect Dist Substati	Additions	107001	2020	10	32,958
0100	CCAPR340	Capital CAP/REG/RECL - 003400	LGE-136200- KY Elect Dist Substati	Additions	107001	2020	11	32,286
0100	CCAPR340	Capital CAP/REG/RECL - 003400	LGE-136200- KY Elect Dist Substati	Additions	107001	2020	12	17,970
0100	CCAPR340	Capital CAP/REG/RECL - 003400	LGE-136200- KY Elect Dist Substati	Removals	108901	2020	9	67,932
0100	CCAPR340	Capital CAP/REG/RECL - 003400	LGE-136200- KY Elect Dist Substati	Removals	108901	2020	10	4,974
0100	CCAPR340	Capital CAP/REG/RECL - 003400	LGE-136200- KY Elect Dist Substati	Removals	108901	2020	11	5,647
0100	CCAPR340	Capital CAP/REG/RECL - 003400	LGE-136200- KY Elect Dist Substati	Removals	108901	2020	12	4,974
0100	CCGUPG451	UPGR FACIL CG STATION 2017	LGE-237900-Gas Distribution - City	Additions	107001	2020	9	(5,044)

0100	CCGUPG451	UPGR FACIL CG STATION 2017	LGE-237900-Gas Distribution - City	Additions	107001	2020	10	6,841
0100	CCGUPG451	UPGR FACIL CG STATION 2017	LGE-237900-Gas Distribution - City	Additions	107001	2020	11	171
0100	CCGUPG451	UPGR FACIL CG STATION 2017	LGE-237900-Gas Distribution - City	Additions	107001	2021	4	12,796
0100	CCGUPG451	UPGR FACIL CG STATION 2017	LGE-237900-Gas Distribution - City	Additions	107001	2021	5	12,796
0100	CCGUPG451	UPGR FACIL CG STATION 2017	LGE-237900-Gas Distribution - City	Additions	107001	2021	7	10,796
0100	CCGUPG451	UPGR FACIL CG STATION 2017	LGE-237900-Gas Distribution - City	Additions	107001	2021	8	13,902
0100	CCGUPG451	UPGR FACIL CG STATION 2017	LGE-237900-Gas Distribution - City	Additions	107001	2022	4	12,803
0100	CCGUPG451	UPGR FACIL CG STATION 2017	LGE-237900-Gas Distribution - City	Additions	107001	2022	5	12,803
0100	CCGUPG451	UPGR FACIL CG STATION 2017	LGE-237900-Gas Distribution - City	Removals	108901	2020	9	16,291
0100	CCGUPG451	UPGR FACIL CG STATION 2017	LGE-237900-Gas Distribution - City	Removals	108901	2020	10	1,862
0100	CCOCNT451	RET/REPL CONTR CG STA 2017	LGE-237900-Gas Distribution - City	Additions	107001	2020	9	1,169
0100	CCOCNT451	RET/REPL CONTR CG STA 2017	LGE-237900-Gas Distribution - City	Additions	107001	2020	10	48,672
0100	CCOCNT451	RET/REPL CONTR CG STA 2017	LGE-237900-Gas Distribution - City	Additions	107001	2021	5	28,796
0100	CCOCNT451	RET/REPL CONTR CG STA 2017	LGE-237900-Gas Distribution - City	Additions	107001	2021	6	31,576
0100	CCOCNT451	RET/REPL CONTR CG STA 2017	LGE-237900-Gas Distribution - City	Additions	107001	2022	5	28,799
0100	CCOCNT451	RET/REPL CONTR CG STA 2017	LGE-237900-Gas Distribution - City	Additions	107001	2022	6	31,587
0100	CCOCNT451	RET/REPL CONTR CG STA 2017	LGE-237900-Gas Distribution - City	Removals	108901	2020	9	14,462
0100	CCPIMP445	CP IMPRESSED CUR SYS IMPROVE	LGE-236700-Gas Transmission - Mains	Additions	107001	2020	10	30,000
0100	CCSO419	REPL EXIST CUST SRV W RISER	LGE-238020-Gas Line Tracker Service	Additions	107001	2020	9	241,502
0100	CCSO419	REPL EXIST CUST SRV W RISER	LGE-238020-Gas Line Tracker Service	Additions	107001	2020	10	209,000
0100	CCSO419	REPL EXIST CUST SRV W RISER	LGE-238020-Gas Line Tracker Service	Additions	107001	2020	11	209,000
0100	CCSO419	REPL EXIST CUST SRV W RISER	LGE-238020-Gas Line Tracker Service	Additions	107001	2020	12	210,558
0100	CCSO419	REPL EXIST CUST SRV W RISER	LGE-238020-Gas Line Tracker Service	Additions	107001	2021	1	206,719
0100	CCSO419	REPL EXIST CUST SRV W RISER	LGE-238020-Gas Line Tracker Service	Additions	107001	2021	2	219,899
0100	CCSO419	REPL EXIST CUST SRV W RISER	LGE-238020-Gas Line Tracker Service	Additions	107001	2021	3	216,506
0100	CCSO419	REPL EXIST CUST SRV W RISER	LGE-238020-Gas Line Tracker Service	Additions	107001	2021	4	208,530
0100	CCSO419	REPL EXIST CUST SRV W RISER	LGE-238020-Gas Line Tracker Service	Additions	107001	2021	5	233,509
0100	CCSO419	REPL EXIST CUST SRV W RISER	LGE-238020-Gas Line Tracker Service	Additions	107001	2021	6	225,927
0100	CCSO419	REPL EXIST CUST SRV W RISER	LGE-238020-Gas Line Tracker Service	Additions	107001	2021	7	210,257
0100	CCSO419	REPL EXIST CUST SRV W RISER	LGE-238020-Gas Line Tracker Service	Additions	107001	2021	8	235,362
0100	CCSO419	REPL EXIST CUST SRV W RISER	LGE-238020-Gas Line Tracker Service	Additions	107001	2021	9	235,631
0100	CCSO419	REPL EXIST CUST SRV W RISER	LGE-238020-Gas Line Tracker Service	Additions	107001	2021	10	235,005
0100	CCSO419	REPL EXIST CUST SRV W RISER	LGE-238020-Gas Line Tracker Service	Additions	107001	2021	11	214,412
0100	CCSO419	REPL EXIST CUST SRV W RISER	LGE-238020-Gas Line Tracker Service	Additions	107001	2021	12	194,608
0100	CCSO419	REPL EXIST CUST SRV W RISER	LGE-238020-Gas Line Tracker Service	Additions	107001	2022	1	206,575
0100	CCSO419	REPL EXIST CUST SRV W RISER	LGE-238020-Gas Line Tracker Service	Additions	107001	2022	2	219,734
0100	CCSO419	REPL EXIST CUST SRV W RISER	LGE-238020-Gas Line Tracker Service	Additions	107001	2022	3	216,377
0100	CCSO419	REPL EXIST CUST SRV W RISER	LGE-238020-Gas Line Tracker Service	Additions	107001	2022	4	208,372
0100	CCSO419	REPL EXIST CUST SRV W RISER	LGE-238020-Gas Line Tracker Service	Additions	107001	2022	5	233,373
0100	CCSO419	REPL EXIST CUST SRV W RISER	LGE-238020-Gas Line Tracker Service	Additions	107001	2022	6	225,779
0100	CCSO419	REPL EXIST CUST SRV W RISER	LGE-238020-Gas Line Tracker Service	Removals	108799	2020	9	-
0100	CCSO421	REPL EXIST CS WITH RISER-MUL	LGE-238020-Gas Line Tracker Service	Additions	107001	2020	9	(4,314)
0100	CCSO421	REPL EXIST CS WITH RISER-MUL	LGE-238020-Gas Line Tracker Service	Additions	107001	2020	10	(1,288)
0100	CCSO421	REPL EXIST CS WITH RISER-MUL	LGE-238020-Gas Line Tracker Service	Additions	107001	2020	11	(814)
0100	CCSO421	REPL EXIST CS WITH RISER-MUL	LGE-238020-Gas Line Tracker Service	Additions	107001	2020	12	1,561
0100	CCSO421	REPL EXIST CS WITH RISER-MUL	LGE-238020-Gas Line Tracker Service	Additions	107001	2021	1	4,485
0100	CCSO421	REPL EXIST CS WITH RISER-MUL	LGE-238020-Gas Line Tracker Service	Additions	107001	2021	2	3,319

0100	CCSO421	REPL EXIST CS WITH RISER-MUL	LGE-238020-Gas Line Tracker Service	Additions	107001	2021	3	3,319
0100	CCSO421	REPL EXIST CS WITH RISER-MUL	LGE-238020-Gas Line Tracker Service	Additions	107001	2021	4	3,319
0100	CCSO421	REPL EXIST CS WITH RISER-MUL	LGE-238020-Gas Line Tracker Service	Additions	107001	2021	5	4,485
0100	CCSO421	REPL EXIST CS WITH RISER-MUL	LGE-238020-Gas Line Tracker Service	Additions	107001	2021	6	3,319
0100	CCSO421	REPL EXIST CS WITH RISER-MUL	LGE-238020-Gas Line Tracker Service	Additions	107001	2021	7	319
0100	CCSO421	REPL EXIST CS WITH RISER-MUL	LGE-238020-Gas Line Tracker Service	Additions	107001	2021	8	4,485
0100	CCSO421	REPL EXIST CS WITH RISER-MUL	LGE-238020-Gas Line Tracker Service	Additions	107001	2021	9	3,319
0100	CCSO421	REPL EXIST CS WITH RISER-MUL	LGE-238020-Gas Line Tracker Service	Additions	107001	2021	10	3,319
0100	CCSO421	REPL EXIST CS WITH RISER-MUL	LGE-238020-Gas Line Tracker Service	Additions	107001	2021	11	4,135
0100	CCSO421	REPL EXIST CS WITH RISER-MUL	LGE-238020-Gas Line Tracker Service	Additions	107001	2021	12	2,467
0100	CCSO421	REPL EXIST CS WITH RISER-MUL	LGE-238020-Gas Line Tracker Service	Additions	107001	2022	1	4,485
0100	CCSO421	REPL EXIST CS WITH RISER-MUL	LGE-238020-Gas Line Tracker Service	Additions	107001	2022	2	3,319
0100	CCSO421	REPL EXIST CS WITH RISER-MUL	LGE-238020-Gas Line Tracker Service	Additions	107001	2022	3	3,972
0100	CCSO421	REPL EXIST CS WITH RISER-MUL	LGE-238020-Gas Line Tracker Service	Additions	107001	2022	4	3,319
0100	CCSO421	REPL EXIST CS WITH RISER-MUL	LGE-238020-Gas Line Tracker Service	Additions	107001	2022	5	4,485
0100	CCSO421	REPL EXIST CS WITH RISER-MUL	LGE-238020-Gas Line Tracker Service	Additions	107001	2022	6	3,319
0100	CCSO421	REPL EXIST CS WITH RISER-MUL	LGE-238020-Gas Line Tracker Service	Removals	108799	2020	9	3,187
0100	CCSO421	REPL EXIST CS WITH RISER-MUL	LGE-238020-Gas Line Tracker Service	Removals	108799	2020	10	1,593
0100	CCSO421	REPL EXIST CS WITH RISER-MUL	LGE-238020-Gas Line Tracker Service	Removals	108799	2020	11	1,062
0100	CCSO4485	REPL EXIST CS & RISER-4485	LGE-238020-Gas Line Tracker Service	Additions	107001	2020	9	23,585
0100	CCSO4485	REPL EXIST CS & RISER-4485	LGE-238020-Gas Line Tracker Service	Additions	107001	2020	10	(32,638)
0100	CCSO4485	REPL EXIST CS & RISER-4485	LGE-238020-Gas Line Tracker Service	Additions	107001	2020	11	0
0100	CCSO4485	REPL EXIST CS & RISER-4485	LGE-238020-Gas Line Tracker Service	Additions	107001	2020	12	6
0100	CCSO4485	REPL EXIST CS & RISER-4485	LGE-238020-Gas Line Tracker Service	Additions	107001	2021	1	7,923
0100	CCSO4485	REPL EXIST CS & RISER-4485	LGE-238020-Gas Line Tracker Service	Additions	107001	2021	2	7,923
0100	CCSO4485	REPL EXIST CS & RISER-4485	LGE-238020-Gas Line Tracker Service	Additions	107001	2021	3	8,507
0100	CCSO4485	REPL EXIST CS & RISER-4485	LGE-238020-Gas Line Tracker Service	Additions	107001	2021	4	8,507
0100	CCSO4485	REPL EXIST CS & RISER-4485	LGE-238020-Gas Line Tracker Service	Additions	107001	2021	5	8,507
0100	CCSO4485	REPL EXIST CS & RISER-4485	LGE-238020-Gas Line Tracker Service	Additions	107001	2021	6	8,507
0100	CCSO4485	REPL EXIST CS & RISER-4485	LGE-238020-Gas Line Tracker Service	Additions	107001	2021	7	6,507
0100	CCSO4485	REPL EXIST CS & RISER-4485	LGE-238020-Gas Line Tracker Service	Additions	107001	2021	8	8,507
0100	CCSO4485	REPL EXIST CS & RISER-4485	LGE-238020-Gas Line Tracker Service	Additions	107001	2021	9	8,507
0100	CCSO4485	REPL EXIST CS & RISER-4485	LGE-238020-Gas Line Tracker Service	Additions	107001	2021	10	8,507
0100	CCSO4485	REPL EXIST CS & RISER-4485	LGE-238020-Gas Line Tracker Service	Additions	107001	2021	11	8,507
0100	CCSO4485	REPL EXIST CS & RISER-4485	LGE-238020-Gas Line Tracker Service	Additions	107001	2021	12	8,507
0100	CCSO4485	REPL EXIST CS & RISER-4485	LGE-238020-Gas Line Tracker Service	Additions	107001	2022	1	7,923
0100	CCSO4485	REPL EXIST CS & RISER-4485	LGE-238020-Gas Line Tracker Service	Additions	107001	2022	2	7,923
0100	CCSO4485	REPL EXIST CS & RISER-4485	LGE-238020-Gas Line Tracker Service	Additions	107001	2022	3	8,507
0100	CCSO4485	REPL EXIST CS & RISER-4485	LGE-238020-Gas Line Tracker Service	Additions	107001	2022	4	8,507
0100	CCSO4485	REPL EXIST CS & RISER-4485	LGE-238020-Gas Line Tracker Service	Additions	107001	2022	5	8,507
0100	CCSO4485	REPL EXIST CS & RISER-4485	LGE-238020-Gas Line Tracker Service	Additions	107001	2022	6	8,507
0100	CCSO4485	REPL EXIST CS & RISER-4485	LGE-238020-Gas Line Tracker Service	Removals	108799	2020	9	8,515
0100	CDFEQ447	MULDR FAC IMP/EQ REPLACE	LGE-235400-Gas Storage Undg. - Comp	Additions	107001	2020	9	390,608
0100	CDFEQ447	MULDR FAC IMP/EQ REPLACE	LGE-235400-Gas Storage Undg. - Comp	Additions	107001	2020	11	19,527
0100	CDFEQ447	MULDR FAC IMP/EQ REPLACE	LGE-235400-Gas Storage Undg. - Comp	Additions	107001	2020	12	9,861
0100	CDFEQ447	MULDR FAC IMP/EQ REPLACE	LGE-235400-Gas Storage Undg. - Comp	Additions	107001	2021	1	12,099
0100	CDFEQ447	MULDR FAC IMP/EQ REPLACE	LGE-235400-Gas Storage Undg. - Comp	Additions	107001	2021	2	17,493

0100	CDEFEQ447	MULDR FAC IMP/EQ REPLACE	LGE-235400-Gas Storage Undg. - Comp	Additions	107001	2021	3	17,699
0100	CDEFEQ447	MULDR FAC IMP/EQ REPLACE	LGE-235400-Gas Storage Undg. - Comp	Additions	107001	2021	4	5,225
0100	CDEFEQ447	MULDR FAC IMP/EQ REPLACE	LGE-235400-Gas Storage Undg. - Comp	Additions	107001	2021	5	5,831
0100	CDEFEQ447	MULDR FAC IMP/EQ REPLACE	LGE-235400-Gas Storage Undg. - Comp	Additions	107001	2021	6	20,409
0100	CDEFEQ447	MULDR FAC IMP/EQ REPLACE	LGE-235400-Gas Storage Undg. - Comp	Additions	107001	2021	7	40,153
0100	CDEFEQ447	MULDR FAC IMP/EQ REPLACE	LGE-235400-Gas Storage Undg. - Comp	Additions	107001	2021	8	4,665
0100	CDEFEQ447	MULDR FAC IMP/EQ REPLACE	LGE-235400-Gas Storage Undg. - Comp	Additions	107001	2021	9	2,682
0100	CDEFEQ447	MULDR FAC IMP/EQ REPLACE	LGE-235400-Gas Storage Undg. - Comp	Additions	107001	2021	11	23,324
0100	CDEFEQ447	MULDR FAC IMP/EQ REPLACE	LGE-235400-Gas Storage Undg. - Comp	Additions	107001	2021	12	25,027
0100	CDEFEQ447	MULDR FAC IMP/EQ REPLACE	LGE-235400-Gas Storage Undg. - Comp	Additions	107001	2022	1	12,099
0100	CDEFEQ447	MULDR FAC IMP/EQ REPLACE	LGE-235400-Gas Storage Undg. - Comp	Additions	107001	2022	2	17,493
0100	CDEFEQ447	MULDR FAC IMP/EQ REPLACE	LGE-235400-Gas Storage Undg. - Comp	Additions	107001	2022	3	17,699
0100	CDEFEQ447	MULDR FAC IMP/EQ REPLACE	LGE-235400-Gas Storage Undg. - Comp	Additions	107001	2022	4	5,225
0100	CDEFEQ447	MULDR FAC IMP/EQ REPLACE	LGE-235400-Gas Storage Undg. - Comp	Additions	107001	2022	5	5,831
0100	CDEFEQ447	MULDR FAC IMP/EQ REPLACE	LGE-235400-Gas Storage Undg. - Comp	Additions	107001	2022	6	20,409
0100	CDEFEQ448	MAG FAC IMP/EQ REPL	LGE-235400-Gas Storage Undg. - Comp	Additions	107001	2020	9	196,259
0100	CDEFEQ448	MAG FAC IMP/EQ REPL	LGE-235400-Gas Storage Undg. - Comp	Additions	107001	2020	10	(25,594)
0100	CDEFEQ448	MAG FAC IMP/EQ REPL	LGE-235400-Gas Storage Undg. - Comp	Additions	107001	2020	11	(0)
0100	CDEFEQ448	MAG FAC IMP/EQ REPL	LGE-235400-Gas Storage Undg. - Comp	Additions	107001	2020	12	46
0100	CDEFEQ448	MAG FAC IMP/EQ REPL	LGE-235400-Gas Storage Undg. - Comp	Additions	107001	2021	3	16,893
0100	CDEFEQ448	MAG FAC IMP/EQ REPL	LGE-235400-Gas Storage Undg. - Comp	Additions	107001	2021	4	5,831
0100	CDEFEQ448	MAG FAC IMP/EQ REPL	LGE-235400-Gas Storage Undg. - Comp	Additions	107001	2021	5	22,424
0100	CDEFEQ448	MAG FAC IMP/EQ REPL	LGE-235400-Gas Storage Undg. - Comp	Additions	107001	2021	6	12,210
0100	CDEFEQ448	MAG FAC IMP/EQ REPL	LGE-235400-Gas Storage Undg. - Comp	Additions	107001	2021	7	11,727
0100	CDEFEQ448	MAG FAC IMP/EQ REPL	LGE-235400-Gas Storage Undg. - Comp	Additions	107001	2021	8	15,390
0100	CDEFEQ448	MAG FAC IMP/EQ REPL	LGE-235400-Gas Storage Undg. - Comp	Additions	107001	2021	9	20,921
0100	CDEFEQ448	MAG FAC IMP/EQ REPL	LGE-235400-Gas Storage Undg. - Comp	Additions	107001	2021	10	24,950
0100	CDEFEQ448	MAG FAC IMP/EQ REPL	LGE-235400-Gas Storage Undg. - Comp	Additions	107001	2021	11	20,092
0100	CDEFEQ448	MAG FAC IMP/EQ REPL	LGE-235400-Gas Storage Undg. - Comp	Additions	107001	2022	3	16,893
0100	CDEFEQ448	MAG FAC IMP/EQ REPL	LGE-235400-Gas Storage Undg. - Comp	Additions	107001	2022	4	7,850
0100	CDEFEQ448	MAG FAC IMP/EQ REPL	LGE-235400-Gas Storage Undg. - Comp	Additions	107001	2022	5	15,400
0100	CDEFEQ448	MAG FAC IMP/EQ REPL	LGE-235400-Gas Storage Undg. - Comp	Additions	107001	2022	6	12,215
0100	CDEFEQ448	MAG FAC IMP/EQ REPL	LGE-235400-Gas Storage Undg. - Comp	Removals	108799	2020	9	92
0100	CEMTR134	LGE Electric Meters - 001340	LGE-137000-Meters	Additions	107001	2020	9	79,000
0100	CEMTR134	LGE Electric Meters - 001340	LGE-137000-Meters	Additions	107001	2020	10	48,000
0100	CEMTR134	LGE Electric Meters - 001340	LGE-137000-Meters	Additions	107001	2020	11	66,000
0100	CEMTR134	LGE Electric Meters - 001340	LGE-137000-Meters	Additions	107001	2020	12	30,000
0100	CEMTR134	LGE Electric Meters - 001340	LGE-137000-Meters	Additions	107001	2021	1	138,998
0100	CEMTR134	LGE Electric Meters - 001340	LGE-137000-Meters	Additions	107001	2021	2	152,734
0100	CEMTR134	LGE Electric Meters - 001340	LGE-137000-Meters	Additions	107001	2021	3	63,795
0100	CEMTR134	LGE Electric Meters - 001340	LGE-137000-Meters	Additions	107001	2021	4	30,554
0100	CEMTR134	LGE Electric Meters - 001340	LGE-137000-Meters	Additions	107001	2021	5	24,422
0100	CEMTR134	LGE Electric Meters - 001340	LGE-137000-Meters	Additions	107001	2021	6	14,790
0100	CEMTR134	LGE Electric Meters - 001340	LGE-137000-Meters	Additions	107001	2021	7	27,011
0100	CEMTR134	LGE Electric Meters - 001340	LGE-137000-Meters	Additions	107001	2021	8	11,577
0100	CEMTR134	LGE Electric Meters - 001340	LGE-137000-Meters	Additions	107001	2021	9	13,203
0100	CEMTR134	LGE Electric Meters - 001340	LGE-137000-Meters	Additions	107001	2021	10	15,412

0100	CEMTR134	LGE Electric Meters - 001340	LGE-137000-Meters	Additions	107001	2021	11	3,106
0100	CEMTR134	LGE Electric Meters - 001340	LGE-137000-Meters	Additions	107001	2021	12	400
0100	CEMTR134	LGE Electric Meters - 001340	LGE-137000-Meters	Additions	107001	2022	1	49,154
0100	CEMTR134	LGE Electric Meters - 001340	LGE-137000-Meters	Additions	107001	2022	2	19,885
0100	CEMTR134	LGE Electric Meters - 001340	LGE-137000-Meters	Additions	107001	2022	3	35,438
0100	CEMTR134	LGE Electric Meters - 001340	LGE-137000-Meters	Additions	107001	2022	4	22,128
0100	CEMTR134	LGE Electric Meters - 001340	LGE-137000-Meters	Additions	107001	2022	5	18,251
0100	CEMTR134	LGE Electric Meters - 001340	LGE-137000-Meters	Additions	107001	2022	6	12,671
0100	CFTCUS450	FT CUSTOMER CONVERSIONS	LGE-237600-Gas Distribution - Mains	Additions	107001	2020	9	9,324
0100	CFTCUS450	FT CUSTOMER CONVERSIONS	LGE-237600-Gas Distribution - Mains	Additions	107001	2020	10	19,426
0100	CFTCUS450	FT CUSTOMER CONVERSIONS	LGE-237600-Gas Distribution - Mains	Additions	107001	2021	6	(1,000)
0100	CFTCUS450	FT CUSTOMER CONVERSIONS	LGE-237600-Gas Distribution - Mains	Additions	107001	2021	10	91,288
0100	CFTCUS450	FT CUSTOMER CONVERSIONS	LGE-237600-Gas Distribution - Mains	Additions	107001	2022	6	(1,000)
0100	CGME406	NB Gas Main Ext - 004060	LGE-237600-Gas Distribution - Mains	Additions	107001	2020	9	61,045
0100	CGME406	NB Gas Main Ext - 004060	LGE-237600-Gas Distribution - Mains	Additions	107001	2020	10	137,445
0100	CGME406	NB Gas Main Ext - 004060	LGE-237600-Gas Distribution - Mains	Additions	107001	2020	11	131,185
0100	CGME406	NB Gas Main Ext - 004060	LGE-237600-Gas Distribution - Mains	Additions	107001	2020	12	148,057
0100	CGME406	NB Gas Main Ext - 004060	LGE-237600-Gas Distribution - Mains	Additions	107001	2021	1	(14,273)
0100	CGME406	NB Gas Main Ext - 004060	LGE-237600-Gas Distribution - Mains	Additions	107001	2021	2	(7,538)
0100	CGME406	NB Gas Main Ext - 004060	LGE-237600-Gas Distribution - Mains	Additions	107001	2021	3	(3,886)
0100	CGME406	NB Gas Main Ext - 004060	LGE-237600-Gas Distribution - Mains	Additions	107001	2021	4	(9,979)
0100	CGME406	NB Gas Main Ext - 004060	LGE-237600-Gas Distribution - Mains	Additions	107001	2021	5	(9,724)
0100	CGME406	NB Gas Main Ext - 004060	LGE-237600-Gas Distribution - Mains	Additions	107001	2021	6	(762)
0100	CGME406	NB Gas Main Ext - 004060	LGE-237600-Gas Distribution - Mains	Additions	107001	2021	7	496,449
0100	CGME406	NB Gas Main Ext - 004060	LGE-237600-Gas Distribution - Mains	Additions	107001	2021	8	505,380
0100	CGME406	NB Gas Main Ext - 004060	LGE-237600-Gas Distribution - Mains	Additions	107001	2021	9	590,782
0100	CGME406	NB Gas Main Ext - 004060	LGE-237600-Gas Distribution - Mains	Additions	107001	2021	10	500,210
0100	CGME406	NB Gas Main Ext - 004060	LGE-237600-Gas Distribution - Mains	Additions	107001	2021	11	500,739
0100	CGME406	NB Gas Main Ext - 004060	LGE-237600-Gas Distribution - Mains	Additions	107001	2021	12	501,018
0100	CGME406	NB Gas Main Ext - 004060	LGE-237600-Gas Distribution - Mains	Additions	107001	2022	1	(14,585)
0100	CGME406	NB Gas Main Ext - 004060	LGE-237600-Gas Distribution - Mains	Additions	107001	2022	2	(7,836)
0100	CGME406	NB Gas Main Ext - 004060	LGE-237600-Gas Distribution - Mains	Additions	107001	2022	3	(1,378)
0100	CGME406	NB Gas Main Ext - 004060	LGE-237600-Gas Distribution - Mains	Additions	107001	2022	4	(10,662)
0100	CGME406	NB Gas Main Ext - 004060	LGE-237600-Gas Distribution - Mains	Additions	107001	2022	5	(6,418)
0100	CGME406	NB Gas Main Ext - 004060	LGE-237600-Gas Distribution - Mains	Additions	107001	2022	6	(3,140)
0100	CGME406	NB Gas Main Ext - 004060	LGE-237600-Gas Distribution - Mains	Removals	108799	2020	9	5,000
0100	CGME406	NB Gas Main Ext - 004060	LGE-237600-Gas Distribution - Mains	Removals	108901	2020	9	-
0100	CGMTR134	LGE Gas Meters - 001340	LGE-238100-Meters	Additions	107001	2020	9	380,274
0100	CGMTR134	LGE Gas Meters - 001340	LGE-238100-Meters	Additions	107001	2020	10	459,000
0100	CGMTR134	LGE Gas Meters - 001340	LGE-238100-Meters	Additions	107001	2020	11	51,000
0100	CGMTR134	LGE Gas Meters - 001340	LGE-238100-Meters	Additions	107001	2020	12	73,000
0100	CGMTR134	LGE Gas Meters - 001340	LGE-238100-Meters	Additions	107001	2021	1	61,256
0100	CGMTR134	LGE Gas Meters - 001340	LGE-238100-Meters	Additions	107001	2021	2	354,429
0100	CGMTR134	LGE Gas Meters - 001340	LGE-238100-Meters	Additions	107001	2021	3	146,779
0100	CGMTR134	LGE Gas Meters - 001340	LGE-238100-Meters	Additions	107001	2021	4	312,308
0100	CGMTR134	LGE Gas Meters - 001340	LGE-238100-Meters	Additions	107001	2021	5	135,159
0100	CGMTR134	LGE Gas Meters - 001340	LGE-238100-Meters	Additions	107001	2021	6	521,722

0100	CGMTR134	LGE Gas Meters - 001340	LGE-238100-Meters	Additions	107001	2021	7	255,834
0100	CGMTR134	LGE Gas Meters - 001340	LGE-238100-Meters	Additions	107001	2021	8	290,172
0100	CGMTR134	LGE Gas Meters - 001340	LGE-238100-Meters	Additions	107001	2021	9	161,107
0100	CGMTR134	LGE Gas Meters - 001340	LGE-238100-Meters	Additions	107001	2021	10	508,874
0100	CGMTR134	LGE Gas Meters - 001340	LGE-238100-Meters	Additions	107001	2021	11	231,783
0100	CGMTR134	LGE Gas Meters - 001340	LGE-238100-Meters	Additions	107001	2021	12	59,075
0100	CGMTR134	LGE Gas Meters - 001340	LGE-238100-Meters	Additions	107001	2022	1	62,400
0100	CGMTR134	LGE Gas Meters - 001340	LGE-238100-Meters	Additions	107001	2022	2	401,589
0100	CGMTR134	LGE Gas Meters - 001340	LGE-238100-Meters	Additions	107001	2022	3	149,952
0100	CGMTR134	LGE Gas Meters - 001340	LGE-238100-Meters	Additions	107001	2022	4	303,291
0100	CGMTR134	LGE Gas Meters - 001340	LGE-238100-Meters	Additions	107001	2022	5	138,121
0100	CGMTR134	LGE Gas Meters - 001340	LGE-238100-Meters	Additions	107001	2022	6	572,947
0100	CGMTR134	LGE Gas Meters - 001340	LGE-238100-Meters	Removals	108901	2020	9	158,675
0100	CGMTR134	LGE Gas Meters - 001340	LGE-238100-Meters	Removals	108901	2021	1	5,968
0100	CGMTR134	LGE Gas Meters - 001340	LGE-238100-Meters	Removals	108901	2021	2	7,302
0100	CGMTR134	LGE Gas Meters - 001340	LGE-238100-Meters	Removals	108901	2021	3	15,216
0100	CGMTR134	LGE Gas Meters - 001340	LGE-238100-Meters	Removals	108901	2021	4	16,924
0100	CGMTR134	LGE Gas Meters - 001340	LGE-238100-Meters	Removals	108901	2021	5	18,958
0100	CGMTR134	LGE Gas Meters - 001340	LGE-238100-Meters	Removals	108901	2021	6	17,299
0100	CGMTR134	LGE Gas Meters - 001340	LGE-238100-Meters	Removals	108901	2021	7	18,732
0100	CGMTR134	LGE Gas Meters - 001340	LGE-238100-Meters	Removals	108901	2021	8	20,691
0100	CGMTR134	LGE Gas Meters - 001340	LGE-238100-Meters	Removals	108901	2021	9	17,840
0100	CGMTR134	LGE Gas Meters - 001340	LGE-238100-Meters	Removals	108901	2021	10	18,732
0100	CGMTR134	LGE Gas Meters - 001340	LGE-238100-Meters	Removals	108901	2021	11	10,347
0100	CGMTR134	LGE Gas Meters - 001340	LGE-238100-Meters	Removals	108901	2021	12	5,492
0100	CGMTR134	LGE Gas Meters - 001340	LGE-238100-Meters	Removals	108901	2022	1	6,138
0100	CGMTR134	LGE Gas Meters - 001340	LGE-238100-Meters	Removals	108901	2022	2	7,508
0100	CGMTR134	LGE Gas Meters - 001340	LGE-238100-Meters	Removals	108901	2022	3	15,627
0100	CGMTR134	LGE Gas Meters - 001340	LGE-238100-Meters	Removals	108901	2022	4	17,365
0100	CGMTR134	LGE Gas Meters - 001340	LGE-238100-Meters	Removals	108901	2022	5	19,448
0100	CGMTR134	LGE Gas Meters - 001340	LGE-238100-Meters	Removals	108901	2022	6	17,761
0100	CHPSRV451	COMM HIGH PRES GAS SRV UPGR 17	LGE-237600-Gas Distribution - Mains	Additions	107001	2020	9	499,020
0100	CHPSRV451	COMM HIGH PRES GAS SRV UPGR 17	LGE-237600-Gas Distribution - Mains	Additions	107001	2020	10	10,985
0100	CHPSRV451	COMM HIGH PRES GAS SRV UPGR 17	LGE-237600-Gas Distribution - Mains	Additions	107001	2020	11	40,236
0100	CHPSRV451	COMM HIGH PRES GAS SRV UPGR 17	LGE-237600-Gas Distribution - Mains	Additions	107001	2020	12	12,756
0100	CHPSRV451	COMM HIGH PRES GAS SRV UPGR 17	LGE-237600-Gas Distribution - Mains	Additions	107001	2021	1	1,973
0100	CHPSRV451	COMM HIGH PRES GAS SRV UPGR 17	LGE-237600-Gas Distribution - Mains	Additions	107001	2021	2	1,973
0100	CHPSRV451	COMM HIGH PRES GAS SRV UPGR 17	LGE-237600-Gas Distribution - Mains	Additions	107001	2021	3	48,617
0100	CHPSRV451	COMM HIGH PRES GAS SRV UPGR 17	LGE-237600-Gas Distribution - Mains	Additions	107001	2021	4	50,590
0100	CHPSRV451	COMM HIGH PRES GAS SRV UPGR 17	LGE-237600-Gas Distribution - Mains	Additions	107001	2021	5	66,110
0100	CHPSRV451	COMM HIGH PRES GAS SRV UPGR 17	LGE-237600-Gas Distribution - Mains	Additions	107001	2021	6	40,536
0100	CHPSRV451	COMM HIGH PRES GAS SRV UPGR 17	LGE-237600-Gas Distribution - Mains	Additions	107001	2021	7	58,394
0100	CHPSRV451	COMM HIGH PRES GAS SRV UPGR 17	LGE-237600-Gas Distribution - Mains	Additions	107001	2021	8	54,536
0100	CHPSRV451	COMM HIGH PRES GAS SRV UPGR 17	LGE-237600-Gas Distribution - Mains	Additions	107001	2021	9	52,563
0100	CHPSRV451	COMM HIGH PRES GAS SRV UPGR 17	LGE-237600-Gas Distribution - Mains	Additions	107001	2021	10	54,536
0100	CHPSRV451	COMM HIGH PRES GAS SRV UPGR 17	LGE-237600-Gas Distribution - Mains	Additions	107001	2021	11	43,233
0100	CHPSRV451	COMM HIGH PRES GAS SRV UPGR 17	LGE-237600-Gas Distribution - Mains	Additions	107001	2021	12	27,326

0100	CHPSRV451	COMM HIGH PRES GAS SRV UPGR 17	LGE-237600-Gas Distribution - Mains	Additions	107001	2022	1	1,977
0100	CHPSRV451	COMM HIGH PRES GAS SRV UPGR 17	LGE-237600-Gas Distribution - Mains	Additions	107001	2022	2	1,977
0100	CHPSRV451	COMM HIGH PRES GAS SRV UPGR 17	LGE-237600-Gas Distribution - Mains	Additions	107001	2022	3	48,632
0100	CHPSRV451	COMM HIGH PRES GAS SRV UPGR 17	LGE-237600-Gas Distribution - Mains	Additions	107001	2022	4	50,609
0100	CHPSRV451	COMM HIGH PRES GAS SRV UPGR 17	LGE-237600-Gas Distribution - Mains	Additions	107001	2022	5	66,125
0100	CHPSRV451	COMM HIGH PRES GAS SRV UPGR 17	LGE-237600-Gas Distribution - Mains	Additions	107001	2022	6	39,562
0100	CHPSRV451	COMM HIGH PRES GAS SRV UPGR 17	LGE-237600-Gas Distribution - Mains	Removals	108799	2020	9	275,751
0100	CHPSRV451	COMM HIGH PRES GAS SRV UPGR 17	LGE-237600-Gas Distribution - Mains	Removals	108901	2020	9	107,271
0100	CHPSRV451	COMM HIGH PRES GAS SRV UPGR 17	LGE-237600-Gas Distribution - Mains	Removals	108799	2020	10	20,542
0100	CHPSRV451	COMM HIGH PRES GAS SRV UPGR 17	LGE-237600-Gas Distribution - Mains	Removals	108799	2020	11	20,542
0100	CHPSRV451	COMM HIGH PRES GAS SRV UPGR 17	LGE-237600-Gas Distribution - Mains	Removals	108799	2020	12	20,542
0100	CKYTCR406	KYTC REIMBURSABLE PUB WK GAS	LGE-237600-Gas Distribution - Mains	Additions	107001	2020	9	381,780
0100	CKYTCR406	KYTC REIMBURSABLE PUB WK GAS	LGE-237600-Gas Distribution - Mains	Additions	107001	2020	10	12,333
0100	CKYTCR406	KYTC REIMBURSABLE PUB WK GAS	LGE-237600-Gas Distribution - Mains	Additions	107001	2020	11	17,891
0100	CKYTCR406	KYTC REIMBURSABLE PUB WK GAS	LGE-237600-Gas Distribution - Mains	Additions	107001	2021	1	2,259
0100	CKYTCR406	KYTC REIMBURSABLE PUB WK GAS	LGE-237600-Gas Distribution - Mains	Additions	107001	2021	2	2,259
0100	CKYTCR406	KYTC REIMBURSABLE PUB WK GAS	LGE-237600-Gas Distribution - Mains	Additions	107001	2021	3	2,296
0100	CKYTCR406	KYTC REIMBURSABLE PUB WK GAS	LGE-237600-Gas Distribution - Mains	Additions	107001	2021	4	2,296
0100	CKYTCR406	KYTC REIMBURSABLE PUB WK GAS	LGE-237600-Gas Distribution - Mains	Additions	107001	2021	5	2,296
0100	CKYTCR406	KYTC REIMBURSABLE PUB WK GAS	LGE-237600-Gas Distribution - Mains	Additions	107001	2021	6	796
0100	CKYTCR406	KYTC REIMBURSABLE PUB WK GAS	LGE-237600-Gas Distribution - Mains	Additions	107001	2021	7	2,296
0100	CKYTCR406	KYTC REIMBURSABLE PUB WK GAS	LGE-237600-Gas Distribution - Mains	Additions	107001	2021	8	2,296
0100	CKYTCR406	KYTC REIMBURSABLE PUB WK GAS	LGE-237600-Gas Distribution - Mains	Additions	107001	2021	9	2,296
0100	CKYTCR406	KYTC REIMBURSABLE PUB WK GAS	LGE-237600-Gas Distribution - Mains	Additions	107001	2021	10	2,296
0100	CKYTCR406	KYTC REIMBURSABLE PUB WK GAS	LGE-237600-Gas Distribution - Mains	Additions	107001	2021	11	2,267
0100	CKYTCR406	KYTC REIMBURSABLE PUB WK GAS	LGE-237600-Gas Distribution - Mains	Additions	107001	2021	12	2,262
0100	CKYTCR406	KYTC REIMBURSABLE PUB WK GAS	LGE-237600-Gas Distribution - Mains	Additions	107001	2022	1	2,864
0100	CKYTCR406	KYTC REIMBURSABLE PUB WK GAS	LGE-237600-Gas Distribution - Mains	Additions	107001	2022	2	2,750
0100	CKYTCR406	KYTC REIMBURSABLE PUB WK GAS	LGE-237600-Gas Distribution - Mains	Additions	107001	2022	3	2,301
0100	CKYTCR406	KYTC REIMBURSABLE PUB WK GAS	LGE-237600-Gas Distribution - Mains	Additions	107001	2022	4	2,301
0100	CKYTCR406	KYTC REIMBURSABLE PUB WK GAS	LGE-237600-Gas Distribution - Mains	Additions	107001	2022	5	2,301
0100	CKYTCR406	KYTC REIMBURSABLE PUB WK GAS	LGE-237600-Gas Distribution - Mains	Additions	107001	2022	6	801
0100	CKYTCR406	KYTC REIMBURSABLE PUB WK GAS	LGE-237600-Gas Distribution - Mains	Removals	108799	2020	9	373
0100	CNBCD3400	NB Comm OH - 003400	LGE-136500-Electric Distribution -	Additions	107001	2020	9	58,873
0100	CNBCD3400	NB Comm OH - 003400	LGE-136500-Electric Distribution -	Additions	107001	2020	10	184,066
0100	CNBCD3400	NB Comm OH - 003400	LGE-136500-Electric Distribution -	Additions	107001	2020	11	183,806
0100	CNBCD3400	NB Comm OH - 003400	LGE-136500-Electric Distribution -	Additions	107001	2020	12	182,972
0100	CNBCD3400	NB Comm OH - 003400	LGE-136500-Electric Distribution -	Removals	108901	2020	9	63,592
0100	CNBCD3400	NB Comm OH - 003400	LGE-136500-Electric Distribution -	Removals	108901	2020	10	15,934
0100	CNBCD3400	NB Comm OH - 003400	LGE-136500-Electric Distribution -	Removals	108901	2020	11	16,194
0100	CNBCD3400	NB Comm OH - 003400	LGE-136500-Electric Distribution -	Removals	108901	2020	12	17,028
0100	CNBCS419	NB CUST SRV LINE & GAS RISER	LGE-238020-Gas Line Tracker Service	Additions	107001	2020	9	368,886
0100	CNBCS419	NB CUST SRV LINE & GAS RISER	LGE-238020-Gas Line Tracker Service	Additions	107001	2020	10	315,980
0100	CNBCS419	NB CUST SRV LINE & GAS RISER	LGE-238020-Gas Line Tracker Service	Additions	107001	2020	11	480,000
0100	CNBCS419	NB CUST SRV LINE & GAS RISER	LGE-238020-Gas Line Tracker Service	Additions	107001	2020	12	480,000
0100	CNBCS419	NB CUST SRV LINE & GAS RISER	LGE-238020-Gas Line Tracker Service	Additions	107001	2021	1	364,601
0100	CNBCS419	NB CUST SRV LINE & GAS RISER	LGE-238020-Gas Line Tracker Service	Additions	107001	2021	2	406,114

0100	CNBCS419	NB CUST SRV LINE & GAS RISER	LGE-238020-Gas Line Tracker Service	Additions	107001	2021	3	412,874
0100	CNBCS419	NB CUST SRV LINE & GAS RISER	LGE-238020-Gas Line Tracker Service	Additions	107001	2021	4	392,831
0100	CNBCS419	NB CUST SRV LINE & GAS RISER	LGE-238020-Gas Line Tracker Service	Additions	107001	2021	5	418,039
0100	CNBCS419	NB CUST SRV LINE & GAS RISER	LGE-238020-Gas Line Tracker Service	Additions	107001	2021	6	397,896
0100	CNBCS419	NB CUST SRV LINE & GAS RISER	LGE-238020-Gas Line Tracker Service	Additions	107001	2021	7	394,749
0100	CNBCS419	NB CUST SRV LINE & GAS RISER	LGE-238020-Gas Line Tracker Service	Additions	107001	2021	8	417,256
0100	CNBCS419	NB CUST SRV LINE & GAS RISER	LGE-238020-Gas Line Tracker Service	Additions	107001	2021	9	402,793
0100	CNBCS419	NB CUST SRV LINE & GAS RISER	LGE-238020-Gas Line Tracker Service	Additions	107001	2021	10	413,116
0100	CNBCS419	NB CUST SRV LINE & GAS RISER	LGE-238020-Gas Line Tracker Service	Additions	107001	2021	11	402,820
0100	CNBCS419	NB CUST SRV LINE & GAS RISER	LGE-238020-Gas Line Tracker Service	Additions	107001	2021	12	419,910
0100	CNBCS419	NB CUST SRV LINE & GAS RISER	LGE-238020-Gas Line Tracker Service	Additions	107001	2022	1	371,962
0100	CNBCS419	NB CUST SRV LINE & GAS RISER	LGE-238020-Gas Line Tracker Service	Additions	107001	2022	2	410,116
0100	CNBCS419	NB CUST SRV LINE & GAS RISER	LGE-238020-Gas Line Tracker Service	Additions	107001	2022	3	410,128
0100	CNBCS419	NB CUST SRV LINE & GAS RISER	LGE-238020-Gas Line Tracker Service	Additions	107001	2022	4	388,324
0100	CNBCS419	NB CUST SRV LINE & GAS RISER	LGE-238020-Gas Line Tracker Service	Additions	107001	2022	5	415,923
0100	CNBCS419	NB CUST SRV LINE & GAS RISER	LGE-238020-Gas Line Tracker Service	Additions	107001	2022	6	395,867
0100	CNBCS421	NB INST CUST SERV LINE & RSR	LGE-238020-Gas Line Tracker Service	Additions	107001	2020	9	1,000
0100	CNBCS421	NB INST CUST SERV LINE & RSR	LGE-238020-Gas Line Tracker Service	Additions	107001	2020	10	1,731
0100	CNBCS421	NB INST CUST SERV LINE & RSR	LGE-238020-Gas Line Tracker Service	Additions	107001	2020	11	2,827
0100	CNBCS421	NB INST CUST SERV LINE & RSR	LGE-238020-Gas Line Tracker Service	Additions	107001	2020	12	24,321
0100	CNBCS421	NB INST CUST SERV LINE & RSR	LGE-238020-Gas Line Tracker Service	Additions	107001	2021	1	1,991
0100	CNBCS421	NB INST CUST SERV LINE & RSR	LGE-238020-Gas Line Tracker Service	Additions	107001	2021	2	2,283
0100	CNBCS421	NB INST CUST SERV LINE & RSR	LGE-238020-Gas Line Tracker Service	Additions	107001	2021	3	1,991
0100	CNBCS421	NB INST CUST SERV LINE & RSR	LGE-238020-Gas Line Tracker Service	Additions	107001	2021	4	1,991
0100	CNBCS421	NB INST CUST SERV LINE & RSR	LGE-238020-Gas Line Tracker Service	Additions	107001	2021	5	1,991
0100	CNBCS421	NB INST CUST SERV LINE & RSR	LGE-238020-Gas Line Tracker Service	Additions	107001	2021	6	991
0100	CNBCS421	NB INST CUST SERV LINE & RSR	LGE-238020-Gas Line Tracker Service	Additions	107001	2021	7	2,283
0100	CNBCS421	NB INST CUST SERV LINE & RSR	LGE-238020-Gas Line Tracker Service	Additions	107001	2021	8	1,991
0100	CNBCS421	NB INST CUST SERV LINE & RSR	LGE-238020-Gas Line Tracker Service	Additions	107001	2021	9	1,991
0100	CNBCS421	NB INST CUST SERV LINE & RSR	LGE-238020-Gas Line Tracker Service	Additions	107001	2021	10	2,283
0100	CNBCS421	NB INST CUST SERV LINE & RSR	LGE-238020-Gas Line Tracker Service	Additions	107001	2021	11	1,991
0100	CNBCS421	NB INST CUST SERV LINE & RSR	LGE-238020-Gas Line Tracker Service	Additions	107001	2021	12	1,991
0100	CNBCS421	NB INST CUST SERV LINE & RSR	LGE-238020-Gas Line Tracker Service	Additions	107001	2022	1	1,991
0100	CNBCS421	NB INST CUST SERV LINE & RSR	LGE-238020-Gas Line Tracker Service	Additions	107001	2022	2	2,283
0100	CNBCS421	NB INST CUST SERV LINE & RSR	LGE-238020-Gas Line Tracker Service	Additions	107001	2022	3	1,991
0100	CNBCS421	NB INST CUST SERV LINE & RSR	LGE-238020-Gas Line Tracker Service	Additions	107001	2022	4	1,991
0100	CNBCS421	NB INST CUST SERV LINE & RSR	LGE-238020-Gas Line Tracker Service	Additions	107001	2022	5	1,991
0100	CNBCS421	NB INST CUST SERV LINE & RSR	LGE-238020-Gas Line Tracker Service	Additions	107001	2022	6	991
0100	CNBCS421	NB INST CUST SERV LINE & RSR	LGE-238020-Gas Line Tracker Service	Removals	108799	2020	9	2,125
0100	CNBCS421	NB INST CUST SERV LINE & RSR	LGE-238020-Gas Line Tracker Service	Removals	108799	2020	10	1,062
0100	CNBCS4485	INST CUST SRV - MAGNOLIA	LGE-238020-Gas Line Tracker Service	Additions	107001	2020	9	(190)
0100	CNBCS4485	INST CUST SRV - MAGNOLIA	LGE-238020-Gas Line Tracker Service	Additions	107001	2020	10	(3,055)
0100	CNBCS4485	INST CUST SRV - MAGNOLIA	LGE-238020-Gas Line Tracker Service	Additions	107001	2021	1	1,991
0100	CNBCS4485	INST CUST SRV - MAGNOLIA	LGE-238020-Gas Line Tracker Service	Additions	107001	2021	2	2,283
0100	CNBCS4485	INST CUST SRV - MAGNOLIA	LGE-238020-Gas Line Tracker Service	Additions	107001	2021	3	1,991
0100	CNBCS4485	INST CUST SRV - MAGNOLIA	LGE-238020-Gas Line Tracker Service	Additions	107001	2021	4	2,283
0100	CNBCS4485	INST CUST SRV - MAGNOLIA	LGE-238020-Gas Line Tracker Service	Additions	107001	2021	5	1,991

0100	CNBCS4485	INST CUST SRV - MAGNOLIA	LGE-238020-Gas Line Tracker Service	Additions	107001	2021	6	1,783
0100	CNBCS4485	INST CUST SRV - MAGNOLIA	LGE-238020-Gas Line Tracker Service	Additions	107001	2021	7	1,991
0100	CNBCS4485	INST CUST SRV - MAGNOLIA	LGE-238020-Gas Line Tracker Service	Additions	107001	2021	8	2,283
0100	CNBCS4485	INST CUST SRV - MAGNOLIA	LGE-238020-Gas Line Tracker Service	Additions	107001	2021	9	1,991
0100	CNBCS4485	INST CUST SRV - MAGNOLIA	LGE-238020-Gas Line Tracker Service	Additions	107001	2021	10	2,283
0100	CNBCS4485	INST CUST SRV - MAGNOLIA	LGE-238020-Gas Line Tracker Service	Additions	107001	2021	11	1,991
0100	CNBCS4485	INST CUST SRV - MAGNOLIA	LGE-238020-Gas Line Tracker Service	Additions	107001	2021	12	2,283
0100	CNBCS4485	INST CUST SRV - MAGNOLIA	LGE-238020-Gas Line Tracker Service	Additions	107001	2022	1	1,991
0100	CNBCS4485	INST CUST SRV - MAGNOLIA	LGE-238020-Gas Line Tracker Service	Additions	107001	2022	2	2,283
0100	CNBCS4485	INST CUST SRV - MAGNOLIA	LGE-238020-Gas Line Tracker Service	Additions	107001	2022	3	1,991
0100	CNBCS4485	INST CUST SRV - MAGNOLIA	LGE-238020-Gas Line Tracker Service	Additions	107001	2022	4	2,283
0100	CNBCS4485	INST CUST SRV - MAGNOLIA	LGE-238020-Gas Line Tracker Service	Additions	107001	2022	5	1,991
0100	CNBCS4485	INST CUST SRV - MAGNOLIA	LGE-238020-Gas Line Tracker Service	Additions	107001	2022	6	1,783
0100	CNBGS419	NB Gas Services - 004190	LGE-238000-Gas Distribution - Gas S	Additions	107001	2020	9	57,152
0100	CNBGS419	NB Gas Services - 004190	LGE-238000-Gas Distribution - Gas S	Additions	107001	2020	10	145,961
0100	CNBGS419	NB Gas Services - 004190	LGE-238000-Gas Distribution - Gas S	Additions	107001	2020	11	135,008
0100	CNBGS419	NB Gas Services - 004190	LGE-238000-Gas Distribution - Gas S	Additions	107001	2020	12	136,607
0100	CNBGS419	NB Gas Services - 004190	LGE-238000-Gas Distribution - Gas S	Additions	107001	2021	1	145,777
0100	CNBGS419	NB Gas Services - 004190	LGE-238000-Gas Distribution - Gas S	Additions	107001	2021	2	145,739
0100	CNBGS419	NB Gas Services - 004190	LGE-238000-Gas Distribution - Gas S	Additions	107001	2021	3	150,761
0100	CNBGS419	NB Gas Services - 004190	LGE-238000-Gas Distribution - Gas S	Additions	107001	2021	4	164,730
0100	CNBGS419	NB Gas Services - 004190	LGE-238000-Gas Distribution - Gas S	Additions	107001	2021	5	134,633
0100	CNBGS419	NB Gas Services - 004190	LGE-238000-Gas Distribution - Gas S	Additions	107001	2021	6	144,132
0100	CNBGS419	NB Gas Services - 004190	LGE-238000-Gas Distribution - Gas S	Additions	107001	2021	7	176,144
0100	CNBGS419	NB Gas Services - 004190	LGE-238000-Gas Distribution - Gas S	Additions	107001	2021	8	151,329
0100	CNBGS419	NB Gas Services - 004190	LGE-238000-Gas Distribution - Gas S	Additions	107001	2021	9	147,261
0100	CNBGS419	NB Gas Services - 004190	LGE-238000-Gas Distribution - Gas S	Additions	107001	2021	10	164,953
0100	CNBGS419	NB Gas Services - 004190	LGE-238000-Gas Distribution - Gas S	Additions	107001	2021	11	139,002
0100	CNBGS419	NB Gas Services - 004190	LGE-238000-Gas Distribution - Gas S	Additions	107001	2021	12	160,687
0100	CNBGS419	NB Gas Services - 004190	LGE-238000-Gas Distribution - Gas S	Additions	107001	2022	1	145,808
0100	CNBGS419	NB Gas Services - 004190	LGE-238000-Gas Distribution - Gas S	Additions	107001	2022	2	145,769
0100	CNBGS419	NB Gas Services - 004190	LGE-238000-Gas Distribution - Gas S	Additions	107001	2022	3	150,801
0100	CNBGS419	NB Gas Services - 004190	LGE-238000-Gas Distribution - Gas S	Additions	107001	2022	4	164,765
0100	CNBGS419	NB Gas Services - 004190	LGE-238000-Gas Distribution - Gas S	Additions	107001	2022	5	134,664
0100	CNBGS419	NB Gas Services - 004190	LGE-238000-Gas Distribution - Gas S	Additions	107001	2022	6	144,168
0100	CNBRD3400	NB Resid OH - 003400	LGE-136500-Electric Distribution -	Additions	107001	2020	9	156,250
0100	CNBRD3400	NB Resid OH - 003400	LGE-136500-Electric Distribution -	Additions	107001	2020	10	118,137
0100	CNBRD3400	NB Resid OH - 003400	LGE-136500-Electric Distribution -	Additions	107001	2020	11	187,186
0100	CNBRD3400	NB Resid OH - 003400	LGE-136500-Electric Distribution -	Additions	107001	2020	12	215,714
0100	CNBRD3400	NB Resid OH - 003400	LGE-136500-Electric Distribution -	Removals	108901	2020	9	107,484
0100	CNBRD3400	NB Resid OH - 003400	LGE-136500-Electric Distribution -	Removals	108901	2020	10	6,944
0100	CNBRD3400	NB Resid OH - 003400	LGE-136500-Electric Distribution -	Removals	108901	2020	11	6,944
0100	CNBRD3400	NB Resid OH - 003400	LGE-136500-Electric Distribution -	Removals	108901	2020	12	6,944
0100	CNBRD341U	NB Res UG-003410	LGE-136700-Electric Distribution -	Additions	107001	2020	9	711,391
0100	CNBRD341U	NB Res UG-003410	LGE-136700-Electric Distribution -	Additions	107001	2020	10	438,224
0100	CNBRD341U	NB Res UG-003410	LGE-136700-Electric Distribution -	Additions	107001	2020	11	461,257
0100	CNBRD341U	NB Res UG-003410	LGE-136700-Electric Distribution -	Additions	107001	2020	12	395,258

0100	CNBRD341U	NB Res UG-003410	LGE-136700-Electric Distribution -	Removals	108901	2020	9	(1,627)
0100	CNBREG451	PURCH REGULATORS - 004510	LGE-237800-Gas Distribution - Measu	Additions	107001	2020	9	76,298
0100	CNBREG451	PURCH REGULATORS - 004510	LGE-237800-Gas Distribution - Measu	Additions	107001	2020	10	654
0100	CNBREG451	PURCH REGULATORS - 004510	LGE-237800-Gas Distribution - Measu	Additions	107001	2020	11	771
0100	CNBREG451	PURCH REGULATORS - 004510	LGE-237800-Gas Distribution - Measu	Additions	107001	2020	12	1,108
0100	CNBREG451	PURCH REGULATORS - 004510	LGE-237800-Gas Distribution - Measu	Additions	107001	2021	2	11,662
0100	CNBREG451	PURCH REGULATORS - 004510	LGE-237800-Gas Distribution - Measu	Additions	107001	2021	3	11,662
0100	CNBREG451	PURCH REGULATORS - 004510	LGE-237800-Gas Distribution - Measu	Additions	107001	2021	4	11,662
0100	CNBREG451	PURCH REGULATORS - 004510	LGE-237800-Gas Distribution - Measu	Additions	107001	2021	5	11,662
0100	CNBREG451	PURCH REGULATORS - 004510	LGE-237800-Gas Distribution - Measu	Additions	107001	2021	6	6,997
0100	CNBREG451	PURCH REGULATORS - 004510	LGE-237800-Gas Distribution - Measu	Additions	107001	2021	7	5,831
0100	CNBREG451	PURCH REGULATORS - 004510	LGE-237800-Gas Distribution - Measu	Additions	107001	2021	8	11,662
0100	CNBREG451	PURCH REGULATORS - 004510	LGE-237800-Gas Distribution - Measu	Additions	107001	2021	9	11,662
0100	CNBREG451	PURCH REGULATORS - 004510	LGE-237800-Gas Distribution - Measu	Additions	107001	2021	10	11,662
0100	CNBREG451	PURCH REGULATORS - 004510	LGE-237800-Gas Distribution - Measu	Additions	107001	2021	11	11,662
0100	CNBREG451	PURCH REGULATORS - 004510	LGE-237800-Gas Distribution - Measu	Additions	107001	2021	12	9,330
0100	CNBREG451	PURCH REGULATORS - 004510	LGE-237800-Gas Distribution - Measu	Additions	107001	2022	2	11,662
0100	CNBREG451	PURCH REGULATORS - 004510	LGE-237800-Gas Distribution - Measu	Additions	107001	2022	3	11,662
0100	CNBREG451	PURCH REGULATORS - 004510	LGE-237800-Gas Distribution - Measu	Additions	107001	2022	4	11,662
0100	CNBREG451	PURCH REGULATORS - 004510	LGE-237800-Gas Distribution - Measu	Additions	107001	2022	5	11,662
0100	CNBREG451	PURCH REGULATORS - 004510	LGE-237800-Gas Distribution - Measu	Additions	107001	2022	6	6,997
0100	CNBSV3400	NB Elect Serv OH - 003400	LGE-136500-Electric Distribution -	Additions	107001	2020	9	138,775
0100	CNBSV3400	NB Elect Serv OH - 003400	LGE-136500-Electric Distribution -	Additions	107001	2020	10	91,359
0100	CNBSV3400	NB Elect Serv OH - 003400	LGE-136500-Electric Distribution -	Additions	107001	2020	11	91,359
0100	CNBSV3400	NB Elect Serv OH - 003400	LGE-136500-Electric Distribution -	Additions	107001	2020	12	91,359
0100	CNBSV3400	NB Elect Serv OH - 003400	LGE-136500-Electric Distribution -	Removals	108901	2020	9	96,609
0100	CNBSV3400	NB Elect Serv OH - 003400	LGE-136500-Electric Distribution -	Removals	108901	2020	10	8,641
0100	CNBSV3400	NB Elect Serv OH - 003400	LGE-136500-Electric Distribution -	Removals	108901	2020	11	8,641
0100	CNBSV3400	NB Elect Serv OH - 003400	LGE-136500-Electric Distribution -	Removals	108901	2020	12	8,641
0100	CNBVLT343	NB Network Vaults - 003430	LGE-136700-Electric Distribution -	Additions	107001	2020	9	14,829
0100	CNBVLT343	NB Network Vaults - 003430	LGE-136700-Electric Distribution -	Additions	107001	2020	11	150,000
0100	CNBVLT343	NB Network Vaults - 003430	LGE-136700-Electric Distribution -	Additions	107001	2020	12	162,590
0100	CNBVLT343	NB Network Vaults - 003430	LGE-136700-Electric Distribution -	Removals	108901	2020	9	22,902
0100	CPBWK340	EI Public Works - 003400	LGE-136500-Electric Distribution -	Additions	107001	2020	9	270,757
0100	CPBWK340	EI Public Works - 003400	LGE-136500-Electric Distribution -	Additions	107001	2020	10	102,256
0100	CPBWK340	EI Public Works - 003400	LGE-136500-Electric Distribution -	Additions	107001	2020	11	102,131
0100	CPBWK340	EI Public Works - 003400	LGE-136500-Electric Distribution -	Additions	107001	2020	12	72,280
0100	CPBWK340	EI Public Works - 003400	LGE-136500-Electric Distribution -	Removals	108901	2020	9	137,388
0100	CPBWK340	EI Public Works - 003400	LGE-136500-Electric Distribution -	Removals	108901	2020	10	15,707
0100	CPBWK340	EI Public Works - 003400	LGE-136500-Electric Distribution -	Removals	108901	2020	11	15,707
0100	CPBWK340	EI Public Works - 003400	LGE-136500-Electric Distribution -	Removals	108901	2020	12	15,707
0100	CPBWK406G	Gas Public Works - 004060	LGE-237600-Gas Distribution - Mains	Additions	107001	2020	9	589,979
0100	CPBWK406G	Gas Public Works - 004060	LGE-237600-Gas Distribution - Mains	Additions	107001	2020	10	54,465
0100	CPBWK406G	Gas Public Works - 004060	LGE-237600-Gas Distribution - Mains	Additions	107001	2020	11	34,914
0100	CPBWK406G	Gas Public Works - 004060	LGE-237600-Gas Distribution - Mains	Additions	107001	2020	12	(10,312)
0100	CPBWK406G	Gas Public Works - 004060	LGE-237600-Gas Distribution - Mains	Additions	107001	2021	1	141,402
0100	CPBWK406G	Gas Public Works - 004060	LGE-237600-Gas Distribution - Mains	Additions	107001	2021	2	139,495

0100	CPBWK406G	Gas Public Works - 004060	LGE-237600-Gas Distribution - Mains	Additions	107001	2021	3	145,029
0100	CPBWK406G	Gas Public Works - 004060	LGE-237600-Gas Distribution - Mains	Additions	107001	2021	4	143,939
0100	CPBWK406G	Gas Public Works - 004060	LGE-237600-Gas Distribution - Mains	Additions	107001	2021	5	142,415
0100	CPBWK406G	Gas Public Works - 004060	LGE-237600-Gas Distribution - Mains	Additions	107001	2021	6	168,085
0100	CPBWK406G	Gas Public Works - 004060	LGE-237600-Gas Distribution - Mains	Additions	107001	2021	7	171,594
0100	CPBWK406G	Gas Public Works - 004060	LGE-237600-Gas Distribution - Mains	Additions	107001	2021	8	176,085
0100	CPBWK406G	Gas Public Works - 004060	LGE-237600-Gas Distribution - Mains	Additions	107001	2021	9	176,085
0100	CPBWK406G	Gas Public Works - 004060	LGE-237600-Gas Distribution - Mains	Additions	107001	2021	10	176,085
0100	CPBWK406G	Gas Public Works - 004060	LGE-237600-Gas Distribution - Mains	Additions	107001	2021	11	179,079
0100	CPBWK406G	Gas Public Works - 004060	LGE-237600-Gas Distribution - Mains	Additions	107001	2021	12	179,079
0100	CPBWK406G	Gas Public Works - 004060	LGE-237600-Gas Distribution - Mains	Additions	107001	2022	1	141,464
0100	CPBWK406G	Gas Public Works - 004060	LGE-237600-Gas Distribution - Mains	Additions	107001	2022	2	139,552
0100	CPBWK406G	Gas Public Works - 004060	LGE-237600-Gas Distribution - Mains	Additions	107001	2022	3	145,088
0100	CPBWK406G	Gas Public Works - 004060	LGE-237600-Gas Distribution - Mains	Additions	107001	2022	4	143,996
0100	CPBWK406G	Gas Public Works - 004060	LGE-237600-Gas Distribution - Mains	Additions	107001	2022	5	142,474
0100	CPBWK406G	Gas Public Works - 004060	LGE-237600-Gas Distribution - Mains	Additions	107001	2022	6	167,149
0100	CPBWK406G	Gas Public Works - 004060	LGE-237600-Gas Distribution - Mains	Removals	108799	2020	9	164,575
0100	CPBWK406G	Gas Public Works - 004060	LGE-237600-Gas Distribution - Mains	Removals	108901	2020	9	2,140
0100	CPBWK406G	Gas Public Works - 004060	LGE-237600-Gas Distribution - Mains	Removals	108799	2020	10	12,747
0100	CPBWK406G	Gas Public Works - 004060	LGE-237600-Gas Distribution - Mains	Removals	108799	2020	11	12,747
0100	CPBWK406G	Gas Public Works - 004060	LGE-237600-Gas Distribution - Mains	Removals	108799	2020	12	12,747
0100	CPLUG4475	PLUG GAS STOR WELLS COR CASE	LGE-235255- KY Gas Stor UG	Additions	107001	2020	9	47,443
0100	CPLUG4475	PLUG GAS STOR WELLS COR CASE	LGE-235255- KY Gas Stor UG	Additions	107001	2020	10	102,349
0100	CPLUG4475	PLUG GAS STOR WELLS COR CASE	LGE-235255- KY Gas Stor UG	Additions	107001	2020	11	68,865
0100	CPLUG4475	PLUG GAS STOR WELLS COR CASE	LGE-235255- KY Gas Stor UG	Additions	107001	2021	3	204,085
0100	CPLUG4475	PLUG GAS STOR WELLS COR CASE	LGE-235255- KY Gas Stor UG	Additions	107001	2021	6	2,500
0100	CPLUG4475	PLUG GAS STOR WELLS COR CASE	LGE-235255- KY Gas Stor UG	Additions	107001	2021	7	389,936
0100	CPLUG4475	PLUG GAS STOR WELLS COR CASE	LGE-235255- KY Gas Stor UG	Additions	107001	2021	8	554,341
0100	CPLUG4475	PLUG GAS STOR WELLS COR CASE	LGE-235255- KY Gas Stor UG	Additions	107001	2022	3	116,620
0100	CPLUG4475	PLUG GAS STOR WELLS COR CASE	LGE-235255- KY Gas Stor UG	Additions	107001	2022	6	1,000
0100	CPLUG4475	PLUG GAS STOR WELLS COR CASE	LGE-235255- KY Gas Stor UG	Removals	108799	2020	9	706,956
0100	CPLUG4475	PLUG GAS STOR WELLS COR CASE	LGE-235255- KY Gas Stor UG	Removals	108901	2020	9	-
0100	CPLUG4475	PLUG GAS STOR WELLS COR CASE	LGE-235255- KY Gas Stor UG	Removals	108799	2020	10	6,445
0100	CPLUG4475	PLUG GAS STOR WELLS COR CASE	LGE-235255- KY Gas Stor UG	Removals	108799	2020	11	6,445
0100	CRCST340	Cust Requested - 003400	LGE-136700-Electric Distribution -	Additions	107001	2020	9	48,921
0100	CRCST340	Cust Requested - 003400	LGE-136700-Electric Distribution -	Additions	107001	2020	10	24,798
0100	CRCST340	Cust Requested - 003400	LGE-136700-Electric Distribution -	Additions	107001	2020	11	26,885
0100	CRCST340	Cust Requested - 003400	LGE-136700-Electric Distribution -	Additions	107001	2020	12	24,799
0100	CRCST340	Cust Requested - 003400	LGE-136700-Electric Distribution -	Removals	108901	2020	9	37,610
0100	CRCST340	Cust Requested - 003400	LGE-136700-Electric Distribution -	Removals	108901	2020	10	4,212
0100	CRCST340	Cust Requested - 003400	LGE-136700-Electric Distribution -	Removals	108901	2020	11	2,125
0100	CRCST340	Cust Requested - 003400	LGE-136700-Electric Distribution -	Removals	108901	2020	12	4,212
0100	CRCST406G	Cust Requested - 004060	LGE-237600-Gas Distribution - Mains	Additions	107001	2020	9	99,586
0100	CRCST406G	Cust Requested - 004060	LGE-237600-Gas Distribution - Mains	Additions	107001	2020	12	(96,598)
0100	CRCST406G	Cust Requested - 004060	LGE-237600-Gas Distribution - Mains	Removals	108799	2020	9	(136,926)
0100	CRCST406G	Cust Requested - 004060	LGE-237600-Gas Distribution - Mains	Removals	108901	2020	9	220
0100	CRDD3400	Capital Rep Def OH - 003400	LGE-136500-Electric Distribution -	Additions	107001	2020	9	226,969

0100	CRDD3400	Capital Rep Def OH - 003400	LGE-136500-Electric Distribution -	Additions	107001	2020	10	232,318
0100	CRDD3400	Capital Rep Def OH - 003400	LGE-136500-Electric Distribution -	Additions	107001	2020	11	233,980
0100	CRDD3400	Capital Rep Def OH - 003400	LGE-136500-Electric Distribution -	Additions	107001	2020	12	233,980
0100	CRDD3400	Capital Rep Def OH - 003400	LGE-136500-Electric Distribution -	Removals	108901	2020	9	143,160
0100	CRDD3400	Capital Rep Def OH - 003400	LGE-136500-Electric Distribution -	Removals	108901	2020	10	17,682
0100	CRDD3400	Capital Rep Def OH - 003400	LGE-136500-Electric Distribution -	Removals	108901	2020	11	16,020
0100	CRDD3400	Capital Rep Def OH - 003400	LGE-136500-Electric Distribution -	Removals	108901	2020	12	16,020
0100	CREGFC451	GAS REG FAC UPGRADE BLKT 2017	LGE-237800-Gas Distribution - Measu	Additions	107001	2020	9	1,566,269
0100	CREGFC451	GAS REG FAC UPGRADE BLKT 2017	LGE-237800-Gas Distribution - Measu	Additions	107001	2020	10	4,683
0100	CREGFC451	GAS REG FAC UPGRADE BLKT 2017	LGE-237800-Gas Distribution - Measu	Additions	107001	2020	11	4,358
0100	CREGFC451	GAS REG FAC UPGRADE BLKT 2017	LGE-237800-Gas Distribution - Measu	Additions	107001	2020	12	4,074
0100	CREGFC451	GAS REG FAC UPGRADE BLKT 2017	LGE-237800-Gas Distribution - Measu	Additions	107001	2021	1	9,867
0100	CREGFC451	GAS REG FAC UPGRADE BLKT 2017	LGE-237800-Gas Distribution - Measu	Additions	107001	2021	2	9,867
0100	CREGFC451	GAS REG FAC UPGRADE BLKT 2017	LGE-237800-Gas Distribution - Measu	Additions	107001	2021	3	75,799
0100	CREGFC451	GAS REG FAC UPGRADE BLKT 2017	LGE-237800-Gas Distribution - Measu	Additions	107001	2021	4	81,718
0100	CREGFC451	GAS REG FAC UPGRADE BLKT 2017	LGE-237800-Gas Distribution - Measu	Additions	107001	2021	5	81,718
0100	CREGFC451	GAS REG FAC UPGRADE BLKT 2017	LGE-237800-Gas Distribution - Measu	Additions	107001	2021	6	67,691
0100	CREGFC451	GAS REG FAC UPGRADE BLKT 2017	LGE-237800-Gas Distribution - Measu	Additions	107001	2021	7	88,116
0100	CREGFC451	GAS REG FAC UPGRADE BLKT 2017	LGE-237800-Gas Distribution - Measu	Additions	107001	2021	8	70,923
0100	CREGFC451	GAS REG FAC UPGRADE BLKT 2017	LGE-237800-Gas Distribution - Measu	Additions	107001	2021	9	74,870
0100	CREGFC451	GAS REG FAC UPGRADE BLKT 2017	LGE-237800-Gas Distribution - Measu	Additions	107001	2021	10	37,223
0100	CREGFC451	GAS REG FAC UPGRADE BLKT 2017	LGE-237800-Gas Distribution - Measu	Additions	107001	2021	11	13,274
0100	CREGFC451	GAS REG FAC UPGRADE BLKT 2017	LGE-237800-Gas Distribution - Measu	Additions	107001	2021	12	29,060
0100	CREGFC451	GAS REG FAC UPGRADE BLKT 2017	LGE-237800-Gas Distribution - Measu	Additions	107001	2022	1	9,885
0100	CREGFC451	GAS REG FAC UPGRADE BLKT 2017	LGE-237800-Gas Distribution - Measu	Additions	107001	2022	2	9,885
0100	CREGFC451	GAS REG FAC UPGRADE BLKT 2017	LGE-237800-Gas Distribution - Measu	Additions	107001	2022	3	75,810
0100	CREGFC451	GAS REG FAC UPGRADE BLKT 2017	LGE-237800-Gas Distribution - Measu	Additions	107001	2022	4	81,741
0100	CREGFC451	GAS REG FAC UPGRADE BLKT 2017	LGE-237800-Gas Distribution - Measu	Additions	107001	2022	5	81,741
0100	CREGFC451	GAS REG FAC UPGRADE BLKT 2017	LGE-237800-Gas Distribution - Measu	Additions	107001	2022	6	67,717
0100	CREGFC451	GAS REG FAC UPGRADE BLKT 2017	LGE-237800-Gas Distribution - Measu	Removals	108799	2020	9	82,846
0100	CREGFC451	GAS REG FAC UPGRADE BLKT 2017	LGE-237800-Gas Distribution - Measu	Removals	108901	2020	9	19,777
0100	CREGFC451	GAS REG FAC UPGRADE BLKT 2017	LGE-237800-Gas Distribution - Measu	Removals	108799	2020	10	6,288
0100	CREGFC451	GAS REG FAC UPGRADE BLKT 2017	LGE-237800-Gas Distribution - Measu	Removals	108799	2020	11	4,426
0100	CREGFC451	GAS REG FAC UPGRADE BLKT 2017	LGE-237800-Gas Distribution - Measu	Removals	108799	2020	12	4,426
0100	CREGST451	UPGR FACIL DIST REG STATIONS	LGE-238500-Gas Distribution - Indus	Additions	107001	2020	9	42,362
0100	CREGST451	UPGR FACIL DIST REG STATIONS	LGE-238500-Gas Distribution - Indus	Additions	107001	2020	10	55,675
0100	CREGST451	UPGR FACIL DIST REG STATIONS	LGE-238500-Gas Distribution - Indus	Additions	107001	2020	11	10,241
0100	CREGST451	UPGR FACIL DIST REG STATIONS	LGE-238500-Gas Distribution - Indus	Additions	107001	2021	6	(1,500)
0100	CREGST451	UPGR FACIL DIST REG STATIONS	LGE-238500-Gas Distribution - Indus	Additions	107001	2021	10	25,203
0100	CREGST451	UPGR FACIL DIST REG STATIONS	LGE-238500-Gas Distribution - Indus	Additions	107001	2021	11	26,309
0100	CREGST451	UPGR FACIL DIST REG STATIONS	LGE-238500-Gas Distribution - Indus	Additions	107001	2022	6	(1,500)
0100	CREGST451	UPGR FACIL DIST REG STATIONS	LGE-238500-Gas Distribution - Indus	Removals	108901	2020	10	(7,474)
0100	CREGST451	UPGR FACIL DIST REG STATIONS	LGE-238500-Gas Distribution - Indus	Removals	108901	2020	11	(7,474)
0100	CRELD340	Capital Reliability - 003400	LGE-136500-Electric Distribution -	Additions	107001	2020	9	(10,102)
0100	CRELD340	Capital Reliability - 003400	LGE-136500-Electric Distribution -	Additions	107001	2020	10	31,365
0100	CRELD340	Capital Reliability - 003400	LGE-136500-Electric Distribution -	Additions	107001	2020	11	(2,086)
0100	CRELD340	Capital Reliability - 003400	LGE-136500-Electric Distribution -	Additions	107001	2020	12	(3,129)

0100	CRELD340	Capital Reliability - 003400	LGE-136500-Electric Distribution -	Removals	108901	2020	9	35,744
0100	CRELD340	Capital Reliability - 003400	LGE-136500-Electric Distribution -	Removals	108901	2020	10	2,086
0100	CRELD340	Capital Reliability - 003400	LGE-136500-Electric Distribution -	Removals	108901	2020	11	2,086
0100	CRELD340	Capital Reliability - 003400	LGE-136500-Electric Distribution -	Removals	108901	2020	12	3,129
0100	CRELI4475	RELIN GAS STORAGE WELLS 2016	LGE-235255- KY Gas Stor UG	Additions	107001	2020	9	106,814
0100	CRELI4475	RELIN GAS STORAGE WELLS 2016	LGE-235255- KY Gas Stor UG	Additions	107001	2020	10	(0)
0100	CRELI4475	RELIN GAS STORAGE WELLS 2016	LGE-235255- KY Gas Stor UG	Additions	107001	2020	11	0
0100	CRELI4475	RELIN GAS STORAGE WELLS 2016	LGE-235255- KY Gas Stor UG	Additions	107001	2021	4	139,944
0100	CRELI4475	RELIN GAS STORAGE WELLS 2016	LGE-235255- KY Gas Stor UG	Additions	107001	2021	10	248,397
0100	CRELI4475	RELIN GAS STORAGE WELLS 2016	LGE-235255- KY Gas Stor UG	Additions	107001	2022	4	139,944
0100	CRELI4475	RELIN GAS STORAGE WELLS 2016	LGE-235255- KY Gas Stor UG	Removals	108799	2020	9	41,048
0100	CRELI4475	RELIN GAS STORAGE WELLS 2016	LGE-235255- KY Gas Stor UG	Removals	108901	2020	9	20,980
0100	CRPOLE340	Pole Repair/Replace - 003400	LGE-136400-Electric Distribution -	Additions	107001	2020	9	1,335,606
0100	CRPOLE340	Pole Repair/Replace - 003400	LGE-136400-Electric Distribution -	Additions	107001	2020	10	608,153
0100	CRPOLE340	Pole Repair/Replace - 003400	LGE-136400-Electric Distribution -	Additions	107001	2020	11	568,403
0100	CRPOLE340	Pole Repair/Replace - 003400	LGE-136400-Electric Distribution -	Additions	107001	2020	12	570,868
0100	CRPOLE340	Pole Repair/Replace - 003400	LGE-136400-Electric Distribution -	Removals	108901	2020	9	859,519
0100	CRPOLE340	Pole Repair/Replace - 003400	LGE-136400-Electric Distribution -	Removals	108901	2020	10	81,902
0100	CRPOLE340	Pole Repair/Replace - 003400	LGE-136400-Electric Distribution -	Removals	108901	2020	11	80,800
0100	CRPOLE340	Pole Repair/Replace - 003400	LGE-136400-Electric Distribution -	Removals	108901	2020	12	80,800
0100	CRSTLT332	Repair Street Lights - 003320	LGE-137310-Electric Distribution -	Additions	107001	2020	9	(26,212)
0100	CRSTLT332	Repair Street Lights - 003320	LGE-137310-Electric Distribution -	Additions	107001	2020	10	369,803
0100	CRSTLT332	Repair Street Lights - 003320	LGE-137310-Electric Distribution -	Additions	107001	2020	11	341,716
0100	CRSTLT332	Repair Street Lights - 003320	LGE-137310-Electric Distribution -	Additions	107001	2020	12	331,314
0100	CRSTLT332	Repair Street Lights - 003320	LGE-137310-Electric Distribution -	Removals	108901	2020	9	560,915
0100	CRSTLT332	Repair Street Lights - 003320	LGE-137310-Electric Distribution -	Removals	108901	2020	10	80,197
0100	CRSTLT332	Repair Street Lights - 003320	LGE-137310-Electric Distribution -	Removals	108901	2020	11	80,197
0100	CRSTLT332	Repair Street Lights - 003320	LGE-137310-Electric Distribution -	Removals	108901	2020	12	80,197
0100	CSTATN447	MULD STATION BLKT	LGE-235400-Gas Storage Undg. - Comp	Additions	107001	2020	9	661,152
0100	CSTATN447	MULD STATION BLKT	LGE-235400-Gas Storage Undg. - Comp	Additions	107001	2020	10	81,939
0100	CSTATN447	MULD STATION BLKT	LGE-235400-Gas Storage Undg. - Comp	Additions	107001	2020	11	45,675
0100	CSTATN447	MULD STATION BLKT	LGE-235400-Gas Storage Undg. - Comp	Additions	107001	2020	12	15,934
0100	CSTATN447	MULD STATION BLKT	LGE-235400-Gas Storage Undg. - Comp	Additions	107001	2021	1	54,163
0100	CSTATN447	MULD STATION BLKT	LGE-235400-Gas Storage Undg. - Comp	Additions	107001	2021	2	31,776
0100	CSTATN447	MULD STATION BLKT	LGE-235400-Gas Storage Undg. - Comp	Additions	107001	2021	3	76,125
0100	CSTATN447	MULD STATION BLKT	LGE-235400-Gas Storage Undg. - Comp	Additions	107001	2021	4	50,379
0100	CSTATN447	MULD STATION BLKT	LGE-235400-Gas Storage Undg. - Comp	Additions	107001	2021	5	69,301
0100	CSTATN447	MULD STATION BLKT	LGE-235400-Gas Storage Undg. - Comp	Additions	107001	2021	6	39,016
0100	CSTATN447	MULD STATION BLKT	LGE-235400-Gas Storage Undg. - Comp	Additions	107001	2021	7	59,039
0100	CSTATN447	MULD STATION BLKT	LGE-235400-Gas Storage Undg. - Comp	Additions	107001	2021	8	59,039
0100	CSTATN447	MULD STATION BLKT	LGE-235400-Gas Storage Undg. - Comp	Additions	107001	2021	9	59,039
0100	CSTATN447	MULD STATION BLKT	LGE-235400-Gas Storage Undg. - Comp	Additions	107001	2021	10	53,945
0100	CSTATN447	MULD STATION BLKT	LGE-235400-Gas Storage Undg. - Comp	Additions	107001	2021	11	40,740
0100	CSTATN447	MULD STATION BLKT	LGE-235400-Gas Storage Undg. - Comp	Additions	107001	2021	12	16,593
0100	CSTATN447	MULD STATION BLKT	LGE-235400-Gas Storage Undg. - Comp	Additions	107001	2022	1	54,163
0100	CSTATN447	MULD STATION BLKT	LGE-235400-Gas Storage Undg. - Comp	Additions	107001	2022	2	31,776
0100	CSTATN447	MULD STATION BLKT	LGE-235400-Gas Storage Undg. - Comp	Additions	107001	2022	3	76,125

0100	CSTATN447	MULD STATION BLKT	LGE-235400-Gas Storage Undg. - Comp	Additions	107001	2022	4	55,910
0100	CSTATN447	MULD STATION BLKT	LGE-235400-Gas Storage Undg. - Comp	Additions	107001	2022	5	69,301
0100	CSTATN447	MULD STATION BLKT	LGE-235400-Gas Storage Undg. - Comp	Additions	107001	2022	6	44,847
0100	CSTATN447	MULD STATION BLKT	LGE-235400-Gas Storage Undg. - Comp	Removals	108901	2020	9	7,215
0100	CSTLT332	NB Street Lights - 003320	LGE-137310-Electric Distribution -	Additions	107001	2020	9	273,834
0100	CSTLT332	NB Street Lights - 003320	LGE-137310-Electric Distribution -	Additions	107001	2020	10	378,975
0100	CSTLT332	NB Street Lights - 003320	LGE-137310-Electric Distribution -	Additions	107001	2020	11	266,489
0100	CSTLT332	NB Street Lights - 003320	LGE-137310-Electric Distribution -	Additions	107001	2020	12	150,169
0100	CSTLT332	NB Street Lights - 003320	LGE-137310-Electric Distribution -	Removals	108901	2020	9	263,184
0100	CSTLT332	NB Street Lights - 003320	LGE-137310-Electric Distribution -	Removals	108901	2020	10	33,511
0100	CSTLT332	NB Street Lights - 003320	LGE-137310-Electric Distribution -	Removals	108901	2020	11	33,511
0100	CSTLT332	NB Street Lights - 003320	LGE-137310-Electric Distribution -	Removals	108901	2020	12	33,511
0100	CSTOR447	MULD STOR FIELD/TRANS BLKT	LGE-235700- KY Gas Storage Undergrd	Additions	107001	2020	9	1,499,082
0100	CSTOR447	MULD STOR FIELD/TRANS BLKT	LGE-235700- KY Gas Storage Undergrd	Additions	107001	2020	10	44,692
0100	CSTOR447	MULD STOR FIELD/TRANS BLKT	LGE-235700- KY Gas Storage Undergrd	Additions	107001	2020	11	89,693
0100	CSTOR447	MULD STOR FIELD/TRANS BLKT	LGE-235700- KY Gas Storage Undergrd	Additions	107001	2020	12	77,663
0100	CSTOR447	MULD STOR FIELD/TRANS BLKT	LGE-235700- KY Gas Storage Undergrd	Additions	107001	2021	1	43,415
0100	CSTOR447	MULD STOR FIELD/TRANS BLKT	LGE-235700- KY Gas Storage Undergrd	Additions	107001	2021	2	43,415
0100	CSTOR447	MULD STOR FIELD/TRANS BLKT	LGE-235700- KY Gas Storage Undergrd	Additions	107001	2021	3	112,955
0100	CSTOR447	MULD STOR FIELD/TRANS BLKT	LGE-235700- KY Gas Storage Undergrd	Additions	107001	2021	4	95,756
0100	CSTOR447	MULD STOR FIELD/TRANS BLKT	LGE-235700- KY Gas Storage Undergrd	Additions	107001	2021	5	107,961
0100	CSTOR447	MULD STOR FIELD/TRANS BLKT	LGE-235700- KY Gas Storage Undergrd	Additions	107001	2021	6	107,961
0100	CSTOR447	MULD STOR FIELD/TRANS BLKT	LGE-235700- KY Gas Storage Undergrd	Additions	107001	2021	7	107,961
0100	CSTOR447	MULD STOR FIELD/TRANS BLKT	LGE-235700- KY Gas Storage Undergrd	Additions	107001	2021	8	127,733
0100	CSTOR447	MULD STOR FIELD/TRANS BLKT	LGE-235700- KY Gas Storage Undergrd	Additions	107001	2021	9	92,437
0100	CSTOR447	MULD STOR FIELD/TRANS BLKT	LGE-235700- KY Gas Storage Undergrd	Additions	107001	2021	10	113,043
0100	CSTOR447	MULD STOR FIELD/TRANS BLKT	LGE-235700- KY Gas Storage Undergrd	Additions	107001	2021	11	93,424
0100	CSTOR447	MULD STOR FIELD/TRANS BLKT	LGE-235700- KY Gas Storage Undergrd	Additions	107001	2021	12	88,366
0100	CSTOR447	MULD STOR FIELD/TRANS BLKT	LGE-235700- KY Gas Storage Undergrd	Additions	107001	2022	1	50,809
0100	CSTOR447	MULD STOR FIELD/TRANS BLKT	LGE-235700- KY Gas Storage Undergrd	Additions	107001	2022	2	63,710
0100	CSTOR447	MULD STOR FIELD/TRANS BLKT	LGE-235700- KY Gas Storage Undergrd	Additions	107001	2022	3	122,383
0100	CSTOR447	MULD STOR FIELD/TRANS BLKT	LGE-235700- KY Gas Storage Undergrd	Additions	107001	2022	4	96,754
0100	CSTOR447	MULD STOR FIELD/TRANS BLKT	LGE-235700- KY Gas Storage Undergrd	Additions	107001	2022	5	107,816
0100	CSTOR447	MULD STOR FIELD/TRANS BLKT	LGE-235700- KY Gas Storage Undergrd	Additions	107001	2022	6	107,816
0100	CSTOR447	MULD STOR FIELD/TRANS BLKT	LGE-235700- KY Gas Storage Undergrd	Removals	108901	2020	9	59,144
0100	CSTOR447	MULD STOR FIELD/TRANS BLKT	LGE-235700- KY Gas Storage Undergrd	Removals	108901	2021	1	2,118
0100	CSTOR447	MULD STOR FIELD/TRANS BLKT	LGE-235700- KY Gas Storage Undergrd	Removals	108901	2021	2	2,118
0100	CSTOR447	MULD STOR FIELD/TRANS BLKT	LGE-235700- KY Gas Storage Undergrd	Removals	108901	2021	3	2,118
0100	CSTOR447	MULD STOR FIELD/TRANS BLKT	LGE-235700- KY Gas Storage Undergrd	Removals	108901	2021	4	2,118
0100	CSTOR447	MULD STOR FIELD/TRANS BLKT	LGE-235700- KY Gas Storage Undergrd	Removals	108901	2021	5	2,118
0100	CSTOR447	MULD STOR FIELD/TRANS BLKT	LGE-235700- KY Gas Storage Undergrd	Removals	108901	2021	6	2,118
0100	CSTOR447	MULD STOR FIELD/TRANS BLKT	LGE-235700- KY Gas Storage Undergrd	Removals	108901	2021	7	2,118
0100	CSTOR447	MULD STOR FIELD/TRANS BLKT	LGE-235700- KY Gas Storage Undergrd	Removals	108901	2021	8	2,118
0100	CSTOR447	MULD STOR FIELD/TRANS BLKT	LGE-235700- KY Gas Storage Undergrd	Removals	108901	2021	9	2,118
0100	CSTOR447	MULD STOR FIELD/TRANS BLKT	LGE-235700- KY Gas Storage Undergrd	Removals	108901	2021	10	2,118
0100	CSTOR447	MULD STOR FIELD/TRANS BLKT	LGE-235700- KY Gas Storage Undergrd	Removals	108901	2021	11	2,118
0100	CSTOR447	MULD STOR FIELD/TRANS BLKT	LGE-235700- KY Gas Storage Undergrd	Removals	108901	2021	12	2,118

0100	CSTOR447	MULD STOR FIELD/TRANS BLKT	LGE-235700- KY Gas Storage Undergrd	Removals	108901	2022	1	2,120
0100	CSTOR447	MULD STOR FIELD/TRANS BLKT	LGE-235700- KY Gas Storage Undergrd	Removals	108901	2022	2	2,120
0100	CSTOR447	MULD STOR FIELD/TRANS BLKT	LGE-235700- KY Gas Storage Undergrd	Removals	108901	2022	3	2,120
0100	CSTOR447	MULD STOR FIELD/TRANS BLKT	LGE-235700- KY Gas Storage Undergrd	Removals	108901	2022	4	2,120
0100	CSTOR447	MULD STOR FIELD/TRANS BLKT	LGE-235700- KY Gas Storage Undergrd	Removals	108901	2022	5	2,120
0100	CSTOR447	MULD STOR FIELD/TRANS BLKT	LGE-235700- KY Gas Storage Undergrd	Removals	108901	2022	6	2,120
0100	CSTOR448	MAG STOR FIELD/TRANS BLKT	LGE-235700- KY Gas Storage Undergrd	Additions	107001	2020	9	996,477
0100	CSTOR448	MAG STOR FIELD/TRANS BLKT	LGE-235700- KY Gas Storage Undergrd	Additions	107001	2020	10	(0)
0100	CSTOR448	MAG STOR FIELD/TRANS BLKT	LGE-235700- KY Gas Storage Undergrd	Additions	107001	2021	4	29,155
0100	CSTOR448	MAG STOR FIELD/TRANS BLKT	LGE-235700- KY Gas Storage Undergrd	Additions	107001	2021	5	29,155
0100	CSTOR448	MAG STOR FIELD/TRANS BLKT	LGE-235700- KY Gas Storage Undergrd	Additions	107001	2021	6	56,548
0100	CSTOR448	MAG STOR FIELD/TRANS BLKT	LGE-235700- KY Gas Storage Undergrd	Additions	107001	2021	7	32,320
0100	CSTOR448	MAG STOR FIELD/TRANS BLKT	LGE-235700- KY Gas Storage Undergrd	Additions	107001	2021	8	94,324
0100	CSTOR448	MAG STOR FIELD/TRANS BLKT	LGE-235700- KY Gas Storage Undergrd	Additions	107001	2021	9	149,634
0100	CSTOR448	MAG STOR FIELD/TRANS BLKT	LGE-235700- KY Gas Storage Undergrd	Additions	107001	2021	10	137,866
0100	CSTOR448	MAG STOR FIELD/TRANS BLKT	LGE-235700- KY Gas Storage Undergrd	Additions	107001	2022	4	33,193
0100	CSTOR448	MAG STOR FIELD/TRANS BLKT	LGE-235700- KY Gas Storage Undergrd	Additions	107001	2022	5	33,193
0100	CSTOR448	MAG STOR FIELD/TRANS BLKT	LGE-235700- KY Gas Storage Undergrd	Additions	107001	2022	6	58,895
0100	CSTOR448	MAG STOR FIELD/TRANS BLKT	LGE-235700- KY Gas Storage Undergrd	Removals	108799	2020	9	482
0100	CSTOR448	MAG STOR FIELD/TRANS BLKT	LGE-235700- KY Gas Storage Undergrd	Removals	108901	2020	9	16,996
0100	CSTRM323	Cap Minor Storms - 003230	LGE-136500-Electric Distribution -	Additions	107001	2020	9	312,881
0100	CSTRM323	Cap Minor Storms - 003230	LGE-136500-Electric Distribution -	Additions	107001	2020	10	42,495
0100	CSTRM323	Cap Minor Storms - 003230	LGE-136500-Electric Distribution -	Additions	107001	2020	11	24,683
0100	CSTRM323	Cap Minor Storms - 003230	LGE-136500-Electric Distribution -	Removals	108901	2020	9	128,755
0100	CSTRM323	Cap Minor Storms - 003230	LGE-136500-Electric Distribution -	Removals	108901	2020	10	17,505
0100	CSTRM323	Cap Minor Storms - 003230	LGE-136500-Electric Distribution -	Removals	108901	2020	11	5,818
0100	CSTRMLGE	Cap LGE Major Storms	LGE-136500-Electric Distribution -	Additions	107001	2020	9	570,757
0100	CSTRMLGE	Cap LGE Major Storms	LGE-136500-Electric Distribution -	Additions	107001	2020	10	2,759
0100	CSTRMLGE	Cap LGE Major Storms	LGE-136500-Electric Distribution -	Additions	107001	2020	11	37,982
0100	CSTRMLGE	Cap LGE Major Storms	LGE-136500-Electric Distribution -	Additions	107001	2020	12	101,389
0100	CSTRMLGE	Cap LGE Major Storms	LGE-136500-Electric Distribution -	Removals	108901	2020	9	48,492
0100	CSTRMLGE	Cap LGE Major Storms	LGE-136500-Electric Distribution -	Removals	108901	2020	10	(11,259)
0100	CSTRMLGE	Cap LGE Major Storms	LGE-136500-Electric Distribution -	Removals	108901	2020	11	3,018
0100	CSTRMLGE	Cap LGE Major Storms	LGE-136500-Electric Distribution -	Removals	108901	2020	12	12,510
0100	CSYSEN340	Sys Enh - 003400	LGE-136700-Electric Distribution -	Additions	107001	2020	9	58,542
0100	CSYSEN340	Sys Enh - 003400	LGE-136700-Electric Distribution -	Additions	107001	2020	10	32,344
0100	CSYSEN340	Sys Enh - 003400	LGE-136700-Electric Distribution -	Additions	107001	2020	11	32,244
0100	CSYSEN340	Sys Enh - 003400	LGE-136700-Electric Distribution -	Additions	107001	2020	12	(7,656)
0100	CSYSEN340	Sys Enh - 003400	LGE-136700-Electric Distribution -	Removals	108901	2020	9	88,973
0100	CSYSEN340	Sys Enh - 003400	LGE-136700-Electric Distribution -	Removals	108901	2020	10	7,656
0100	CSYSEN340	Sys Enh - 003400	LGE-136700-Electric Distribution -	Removals	108901	2020	11	7,656
0100	CSYSEN340	Sys Enh - 003400	LGE-136700-Electric Distribution -	Removals	108901	2020	12	7,656
0100	CSYSEN406	Sys Enh - 004060	LGE-237600-Gas Distribution - Mains	Additions	107001	2020	9	270,991
0100	CSYSEN406	Sys Enh - 004060	LGE-237600-Gas Distribution - Mains	Additions	107001	2020	10	83,922
0100	CSYSEN406	Sys Enh - 004060	LGE-237600-Gas Distribution - Mains	Additions	107001	2020	11	85,227
0100	CSYSEN406	Sys Enh - 004060	LGE-237600-Gas Distribution - Mains	Additions	107001	2020	12	65,164
0100	CSYSEN406	Sys Enh - 004060	LGE-237600-Gas Distribution - Mains	Additions	107001	2021	1	78,171

0100	CSYSEN406	Sys Enh - 004060	LGE-237600-Gas Distribution - Mains	Additions	107001	2021	2	78,171
0100	CSYSEN406	Sys Enh - 004060	LGE-237600-Gas Distribution - Mains	Additions	107001	2021	3	82,571
0100	CSYSEN406	Sys Enh - 004060	LGE-237600-Gas Distribution - Mains	Additions	107001	2021	4	100,307
0100	CSYSEN406	Sys Enh - 004060	LGE-237600-Gas Distribution - Mains	Additions	107001	2021	5	95,733
0100	CSYSEN406	Sys Enh - 004060	LGE-237600-Gas Distribution - Mains	Additions	107001	2021	6	89,233
0100	CSYSEN406	Sys Enh - 004060	LGE-237600-Gas Distribution - Mains	Additions	107001	2021	7	84,662
0100	CSYSEN406	Sys Enh - 004060	LGE-237600-Gas Distribution - Mains	Additions	107001	2021	8	78,171
0100	CSYSEN406	Sys Enh - 004060	LGE-237600-Gas Distribution - Mains	Additions	107001	2021	9	78,171
0100	CSYSEN406	Sys Enh - 004060	LGE-237600-Gas Distribution - Mains	Additions	107001	2021	10	80,168
0100	CSYSEN406	Sys Enh - 004060	LGE-237600-Gas Distribution - Mains	Additions	107001	2021	11	75,839
0100	CSYSEN406	Sys Enh - 004060	LGE-237600-Gas Distribution - Mains	Additions	107001	2021	12	78,456
0100	CSYSEN406	Sys Enh - 004060	LGE-237600-Gas Distribution - Mains	Additions	107001	2022	1	78,229
0100	CSYSEN406	Sys Enh - 004060	LGE-237600-Gas Distribution - Mains	Additions	107001	2022	2	78,229
0100	CSYSEN406	Sys Enh - 004060	LGE-237600-Gas Distribution - Mains	Additions	107001	2022	3	82,637
0100	CSYSEN406	Sys Enh - 004060	LGE-237600-Gas Distribution - Mains	Additions	107001	2022	4	100,373
0100	CSYSEN406	Sys Enh - 004060	LGE-237600-Gas Distribution - Mains	Additions	107001	2022	5	95,791
0100	CSYSEN406	Sys Enh - 004060	LGE-237600-Gas Distribution - Mains	Additions	107001	2022	6	89,291
0100	CSYSEN406	Sys Enh - 004060	LGE-237600-Gas Distribution - Mains	Removals	108799	2020	9	85
0100	CTBRD3400	Cap Trouble Orders OH - 003400	LGE-136500-Electric Distribution -	Additions	107001	2020	9	89,888
0100	CTBRD3400	Cap Trouble Orders OH - 003400	LGE-136500-Electric Distribution -	Additions	107001	2020	10	338,406
0100	CTBRD3400	Cap Trouble Orders OH - 003400	LGE-136500-Electric Distribution -	Additions	107001	2020	11	338,406
0100	CTBRD3400	Cap Trouble Orders OH - 003400	LGE-136500-Electric Distribution -	Additions	107001	2020	12	338,406
0100	CTBRD3400	Cap Trouble Orders OH - 003400	LGE-136500-Electric Distribution -	Removals	108901	2020	9	224,716
0100	CTBRD3400	Cap Trouble Orders OH - 003400	LGE-136500-Electric Distribution -	Removals	108901	2020	10	36,594
0100	CTBRD3400	Cap Trouble Orders OH - 003400	LGE-136500-Electric Distribution -	Removals	108901	2020	11	36,594
0100	CTBRD3400	Cap Trouble Orders OH - 003400	LGE-136500-Electric Distribution -	Removals	108901	2020	12	36,594
0100	CTBRD419	Cap Trbl Orders Gas - 004190	LGE-237600-Gas Distribution - Mains	Additions	107001	2020	9	389,820
0100	CTBRD419	Cap Trbl Orders Gas - 004190	LGE-237600-Gas Distribution - Mains	Additions	107001	2020	10	15,000
0100	CTBRD419	Cap Trbl Orders Gas - 004190	LGE-237600-Gas Distribution - Mains	Additions	107001	2020	11	15,000
0100	CTBRD419	Cap Trbl Orders Gas - 004190	LGE-237600-Gas Distribution - Mains	Additions	107001	2020	12	15,000
0100	CTBRD419	Cap Trbl Orders Gas - 004190	LGE-237600-Gas Distribution - Mains	Additions	107001	2021	1	70,592
0100	CTBRD419	Cap Trbl Orders Gas - 004190	LGE-237600-Gas Distribution - Mains	Additions	107001	2021	2	69,984
0100	CTBRD419	Cap Trbl Orders Gas - 004190	LGE-237600-Gas Distribution - Mains	Additions	107001	2021	3	78,912
0100	CTBRD419	Cap Trbl Orders Gas - 004190	LGE-237600-Gas Distribution - Mains	Additions	107001	2021	4	74,688
0100	CTBRD419	Cap Trbl Orders Gas - 004190	LGE-237600-Gas Distribution - Mains	Additions	107001	2021	5	70,552
0100	CTBRD419	Cap Trbl Orders Gas - 004190	LGE-237600-Gas Distribution - Mains	Additions	107001	2021	6	75,423
0100	CTBRD419	Cap Trbl Orders Gas - 004190	LGE-237600-Gas Distribution - Mains	Additions	107001	2021	7	74,569
0100	CTBRD419	Cap Trbl Orders Gas - 004190	LGE-237600-Gas Distribution - Mains	Additions	107001	2021	8	78,887
0100	CTBRD419	Cap Trbl Orders Gas - 004190	LGE-237600-Gas Distribution - Mains	Additions	107001	2021	9	76,929
0100	CTBRD419	Cap Trbl Orders Gas - 004190	LGE-237600-Gas Distribution - Mains	Additions	107001	2021	10	74,495
0100	CTBRD419	Cap Trbl Orders Gas - 004190	LGE-237600-Gas Distribution - Mains	Additions	107001	2021	11	72,955
0100	CTBRD419	Cap Trbl Orders Gas - 004190	LGE-237600-Gas Distribution - Mains	Additions	107001	2021	12	73,042
0100	CTBRD419	Cap Trbl Orders Gas - 004190	LGE-237600-Gas Distribution - Mains	Additions	107001	2022	1	70,622
0100	CTBRD419	Cap Trbl Orders Gas - 004190	LGE-237600-Gas Distribution - Mains	Additions	107001	2022	2	70,013
0100	CTBRD419	Cap Trbl Orders Gas - 004190	LGE-237600-Gas Distribution - Mains	Additions	107001	2022	3	78,946
0100	CTBRD419	Cap Trbl Orders Gas - 004190	LGE-237600-Gas Distribution - Mains	Additions	107001	2022	4	74,720
0100	CTBRD419	Cap Trbl Orders Gas - 004190	LGE-237600-Gas Distribution - Mains	Additions	107001	2022	5	70,582

0100	CTBRD419	Cap Trbl Orders Gas - 004190	LGE-237600-Gas Distribution - Mains	Additions	107001	2022	6	75,455
0100	CTBRD419	Cap Trbl Orders Gas - 004190	LGE-237600-Gas Distribution - Mains	Removals	108799	2020	9	207,130
0100	CTPD340	Capital Thrd Party - 003400	LGE-136400-Electric Distribution -	Additions	107001	2020	9	284,166
0100	CTPD340	Capital Thrd Party - 003400	LGE-136400-Electric Distribution -	Additions	107001	2020	10	22,922
0100	CTPD340	Capital Thrd Party - 003400	LGE-136400-Electric Distribution -	Additions	107001	2020	11	12,042
0100	CTPD340	Capital Thrd Party - 003400	LGE-136400-Electric Distribution -	Additions	107001	2020	12	35,819
0100	CTPD340	Capital Thrd Party - 003400	LGE-136400-Electric Distribution -	Removals	108901	2020	9	(130,579)
0100	CTPD340	Capital Thrd Party - 003400	LGE-136400-Electric Distribution -	Removals	108901	2020	10	14,182
0100	CTPD340	Capital Thrd Party - 003400	LGE-136400-Electric Distribution -	Removals	108901	2020	11	14,182
0100	CTPD340	Capital Thrd Party - 003400	LGE-136400-Electric Distribution -	Removals	108901	2020	12	14,182
0100	CTPD419	Capital Thrd Party - 004190	LGE-237600-Gas Distribution - Mains	Additions	107001	2020	9	(3,333)
0100	CTPD419	Capital Thrd Party - 004190	LGE-237600-Gas Distribution - Mains	Additions	107001	2020	10	13,495
0100	CTPD419	Capital Thrd Party - 004190	LGE-237600-Gas Distribution - Mains	Additions	107001	2020	11	12,527
0100	CTPD419	Capital Thrd Party - 004190	LGE-237600-Gas Distribution - Mains	Additions	107001	2020	12	13,040
0100	CTPD419	Capital Thrd Party - 004190	LGE-237600-Gas Distribution - Mains	Additions	107001	2021	1	11,590
0100	CTPD419	Capital Thrd Party - 004190	LGE-237600-Gas Distribution - Mains	Additions	107001	2021	2	12,381
0100	CTPD419	Capital Thrd Party - 004190	LGE-237600-Gas Distribution - Mains	Additions	107001	2021	3	12,675
0100	CTPD419	Capital Thrd Party - 004190	LGE-237600-Gas Distribution - Mains	Additions	107001	2021	4	13,235
0100	CTPD419	Capital Thrd Party - 004190	LGE-237600-Gas Distribution - Mains	Additions	107001	2021	5	11,587
0100	CTPD419	Capital Thrd Party - 004190	LGE-237600-Gas Distribution - Mains	Additions	107001	2021	6	9,281
0100	CTPD419	Capital Thrd Party - 004190	LGE-237600-Gas Distribution - Mains	Additions	107001	2021	7	12,121
0100	CTPD419	Capital Thrd Party - 004190	LGE-237600-Gas Distribution - Mains	Additions	107001	2021	8	13,505
0100	CTPD419	Capital Thrd Party - 004190	LGE-237600-Gas Distribution - Mains	Additions	107001	2021	9	12,272
0100	CTPD419	Capital Thrd Party - 004190	LGE-237600-Gas Distribution - Mains	Additions	107001	2021	10	12,948
0100	CTPD419	Capital Thrd Party - 004190	LGE-237600-Gas Distribution - Mains	Additions	107001	2021	11	12,016
0100	CTPD419	Capital Thrd Party - 004190	LGE-237600-Gas Distribution - Mains	Additions	107001	2021	12	13,403
0100	CTPD419	Capital Thrd Party - 004190	LGE-237600-Gas Distribution - Mains	Additions	107001	2022	1	11,614
0100	CTPD419	Capital Thrd Party - 004190	LGE-237600-Gas Distribution - Mains	Additions	107001	2022	2	12,406
0100	CTPD419	Capital Thrd Party - 004190	LGE-237600-Gas Distribution - Mains	Additions	107001	2022	3	12,702
0100	CTPD419	Capital Thrd Party - 004190	LGE-237600-Gas Distribution - Mains	Additions	107001	2022	4	13,261
0100	CTPD419	Capital Thrd Party - 004190	LGE-237600-Gas Distribution - Mains	Additions	107001	2022	5	11,612
0100	CTPD419	Capital Thrd Party - 004190	LGE-237600-Gas Distribution - Mains	Additions	107001	2022	6	9,307
0100	CTPD419	Capital Thrd Party - 004190	LGE-237600-Gas Distribution - Mains	Removals	108799	2020	9	(50,427)
0100	CVLT343	Capital Network Vlts - 003430	LGE-136700-Electric Distribution -	Additions	107001	2020	9	109,384
0100	CVLT343	Capital Network Vlts - 003430	LGE-136700-Electric Distribution -	Additions	107001	2020	10	247,264
0100	CVLT343	Capital Network Vlts - 003430	LGE-136700-Electric Distribution -	Additions	107001	2020	11	247,264
0100	CVLT343	Capital Network Vlts - 003430	LGE-136700-Electric Distribution -	Additions	107001	2020	12	58,064
0100	CVLT343	Capital Network Vlts - 003430	LGE-136700-Electric Distribution -	Removals	108799	2020	9	91,226
0100	CVLT343	Capital Network Vlts - 003430	LGE-136700-Electric Distribution -	Removals	108901	2020	9	62,324
0100	CVLT343	Capital Network Vlts - 003430	LGE-136700-Electric Distribution -	Removals	108901	2020	10	5,708
0100	CVLT343	Capital Network Vlts - 003430	LGE-136700-Electric Distribution -	Removals	108901	2020	11	5,708
0100	CVLT343	Capital Network Vlts - 003430	LGE-136700-Electric Distribution -	Removals	108901	2020	12	5,708
0100	CXFRM311	LGE Line Transformers	LGE-136800-Line Transformers	Additions	107001	2020	9	144,509
0100	CXFRM311	LGE Line Transformers	LGE-136800-Line Transformers	Additions	107001	2020	10	100,476
0100	CXFRM311	LGE Line Transformers	LGE-136800-Line Transformers	Additions	107001	2020	11	76,403
0100	CXFRM311	LGE Line Transformers	LGE-136800-Line Transformers	Additions	107001	2020	12	140,021
0100	CXFRM311	LGE Line Transformers	LGE-136800-Line Transformers	Removals	108799	2020	9	7,473

0100	CXFRM311	LGE Line Transformers	LGE-136800-Line Transformers	Removals	108901	2020	9	26,564
0100	CXFRM311	LGE Line Transformers	LGE-136800-Line Transformers	Removals	108799	2020	10	1,937
0100	CXFRM311	LGE Line Transformers	LGE-136800-Line Transformers	Removals	108901	2020	10	7,587
0100	CXFRM311	LGE Line Transformers	LGE-136800-Line Transformers	Removals	108799	2020	11	1,937
0100	CXFRM311	LGE Line Transformers	LGE-136800-Line Transformers	Removals	108901	2020	11	26,660
0100	CXFRM311	LGE Line Transformers	LGE-136800-Line Transformers	Removals	108799	2020	12	3,039
0100	CXFRM311	LGE Line Transformers	LGE-136800-Line Transformers	Removals	108901	2020	12	16,724
0100	CXFRM340	NB Transformers - 003400	LGE-136800-Line Transformers	Additions	107001	2020	9	(7,410)
0100	CXFRM340	NB Transformers - 003400	LGE-136800-Line Transformers	Additions	107001	2020	10	8,229
0100	CXFRM340	NB Transformers - 003400	LGE-136800-Line Transformers	Additions	107001	2020	11	8,229
0100	CXFRM340	NB Transformers - 003400	LGE-136800-Line Transformers	Additions	107001	2020	12	8,229
0100	CXFRM340	NB Transformers - 003400	LGE-136800-Line Transformers	Removals	108901	2020	9	117,984
0100	CXFRM340	NB Transformers - 003400	LGE-136800-Line Transformers	Removals	108901	2020	10	11,771
0100	CXFRM340	NB Transformers - 003400	LGE-136800-Line Transformers	Removals	108901	2020	11	11,771
0100	CXFRM340	NB Transformers - 003400	LGE-136800-Line Transformers	Removals	108901	2020	12	11,771
0100	IT0101L	Smallworld GIS Upgr-LGE17-19	LGE-330300-Misc Intang Plant-Softwa	Additions	107001	2020	9	(7,350)
0100	IT0113CG	TC Plant Alt Transport-LGE17	LGE-339710- Radios and Telephone	Additions	107001	2020	9	247,837
0100	IT0113CG	TC Plant Alt Transport-LGE17	LGE-339710- Radios and Telephone	Additions	107001	2020	10	5,000
0100	IT0113CG	TC Plant Alt Transport-LGE17	LGE-339710- Radios and Telephone	Additions	107001	2020	11	50,000
0100	IT0113CG	TC Plant Alt Transport-LGE17	LGE-339710- Radios and Telephone	Additions	107001	2020	12	2,738
0100	IT0233CG	IRAS Intern Corrosion-LGE19-20	LGE-330300-Misc Intang Plant-Softwa	Additions	107001	2020	9	(11,907)
0100	IT0301L	Next Gen LMR-LGE19-21	LGE-339710- Radios and Telephone	Additions	107001	2021	3	3,909,698
0100	IT0301L	Next Gen LMR-LGE19-21	LGE-339710- Radios and Telephone	Additions	107001	2021	4	174,662
0100	IT0301L	Next Gen LMR-LGE19-21	LGE-339710- Radios and Telephone	Additions	107001	2021	5	174,662
0100	IT0301L	Next Gen LMR-LGE19-21	LGE-339710- Radios and Telephone	Additions	107001	2021	6	174,662
0100	IT0301L	Next Gen LMR-LGE19-21	LGE-339710- Radios and Telephone	Additions	107001	2021	7	174,662
0100	IT0301L	Next Gen LMR-LGE19-21	LGE-339710- Radios and Telephone	Additions	107001	2021	8	174,662
0100	IT0301L	Next Gen LMR-LGE19-21	LGE-339710- Radios and Telephone	Additions	107001	2021	9	174,662
0100	IT0301L	Next Gen LMR-LGE19-21	LGE-339710- Radios and Telephone	Additions	107001	2021	10	268,711
0100	IT0301L	Next Gen LMR-LGE19-21	LGE-339710- Radios and Telephone	Additions	107001	2021	11	188,098
0100	IT0301L	Next Gen LMR-LGE19-21	LGE-339710- Radios and Telephone	Additions	107001	2021	12	35,856
0100	IT0329L	Lockout/Tagout Replace-LGE18	LGE-330300-Misc Intang Plant-Softwa	Additions	107001	2020	9	1,109,729
0100	IT0329L	Lockout/Tagout Replace-LGE18	LGE-330300-Misc Intang Plant-Softwa	Additions	107001	2020	10	17,410
0100	IT0329L	Lockout/Tagout Replace-LGE18	LGE-330300-Misc Intang Plant-Softwa	Additions	107001	2020	11	37,714
0100	IT0329L	Lockout/Tagout Replace-LGE18	LGE-330300-Misc Intang Plant-Softwa	Additions	107001	2020	12	81,371
0100	IT0329L	Lockout/Tagout Replace-LGE18	LGE-330300-Misc Intang Plant-Softwa	Additions	107001	2021	1	18,000
0100	IT0329L	Lockout/Tagout Replace-LGE18	LGE-330300-Misc Intang Plant-Softwa	Additions	107001	2021	2	31,500
0100	IT0333L	Cst Rel Mgmt Maj Acts-LGE19-20	LGE-330330-Cloud Software NonCurrnt	Additions	107001	2020	9	(9,778)
0100	IT0333L	Cst Rel Mgmt Maj Acts-LGE19-20	LGE-330330-Cloud Software NonCurrnt	Additions	107006	2020	9	698,121
0100	IT0333L	Cst Rel Mgmt Maj Acts-LGE19-20	LGE-330330-Cloud Software NonCurrnt	Additions	107006	2020	10	64,406
0100	IT0419L	Corp Web Redesign-LGE19-20	LGE-330300-Misc Intang Plant-Softwa	Additions	107001	2020	9	93,515
0100	IT0419L	Corp Web Redesign-LGE19-20	LGE-330300-Misc Intang Plant-Softwa	Additions	107001	2020	10	5,252
0100	IT0495L	Contractor Mgmt Upgrades-LGE19	LGE-330300-Misc Intang Plant-Softwa	Additions	107001	2020	9	6,162
0100	IT0495L	Contractor Mgmt Upgrades-LGE19	LGE-330300-Misc Intang Plant-Softwa	Additions	107001	2020	10	8,756
0100	IT0511L	Trns Lnes Wk Mgmt Upg-LGE19-21	LGE-330300-Misc Intang Plant-Softwa	Additions	107001	2021	12	1,116,510
0100	IT0542L	Data Classification Enh-LGE19	LGE-330300-Misc Intang Plant-Softwa	Additions	107001	2020	9	164,997
0100	IT0542L	Data Classification Enh-LGE19	LGE-330300-Misc Intang Plant-Softwa	Additions	107001	2020	10	11,246

0100	IT0542L	Data Classification Enh-LGE19	LGE-330300-Misc Intang Plant-Softwa	Additions	107001	2020	11	4,389
0100	IT0542L	Data Classification Enh-LGE19	LGE-330300-Misc Intang Plant-Softwa	Additions	107001	2020	12	23,109
0100	IT0558L	Bill Int Gas Trns Aut-LGE19-20	LGE-330310-CCS Software	Additions	107001	2020	9	350,644
0100	IT0558L	Bill Int Gas Trns Aut-LGE19-20	LGE-330310-CCS Software	Additions	107001	2020	10	(22,301)
0100	IT0559L	Genetec HW Upgrade-LGE19-20	LGE-339130-Computer Eq	Additions	107001	2020	12	31,500
0100	IT0562L	ABB Upg/iPad Depl FS-LGE19-20	LGE-330300-Misc Intang Plant-Softwa	Additions	107001	2020	9	380,130
0100	IT0562L	ABB Upg/iPad Depl FS-LGE19-20	LGE-330300-Misc Intang Plant-Softwa	Additions	107001	2020	10	2,250
0100	IT0562L	ABB Upg/iPad Depl FS-LGE19-20	LGE-330300-Misc Intang Plant-Softwa	Additions	107001	2020	11	116
0100	IT0565CG	Dist Intgrty Mgmt App-LGE20	LGE-330300-Misc Intang Plant-Softwa	Additions	107001	2020	12	588,950
0100	IT0663L	SharePoint Upgrade-LGE19-21	LGE-330300-Misc Intang Plant-Softwa	Additions	107001	2021	12	640,653
0100	LI-000037	PR CR Switching-Shively	LGE-135500- KY Elec Transmission -	Additions	107001	2020	12	1,586,783
0100	LI-000037	PR CR Switching-Shively	LGE-135500- KY Elec Transmission -	Removals	108901	2020	12	28,248
0100	LI-000088	TEP-CR-Ford-Freys Hill	LGE-135500- KY Elec Transmission -	Additions	107001	2020	12	3,483,225
0100	LI-000088	TEP-CR-Ford-Freys Hill	LGE-135500- KY Elec Transmission -	Removals	108901	2020	12	104,572
0100	RRCS419G	REP CO GAS SERV 419	LGE-238020-Gas Line Tracker Service	Additions	107001	2020	9	349,299
0100	RRCS419G	REP CO GAS SERV 419	LGE-238020-Gas Line Tracker Service	Additions	107001	2020	10	102,026
0100	RRCS419G	REP CO GAS SERV 419	LGE-238020-Gas Line Tracker Service	Additions	107001	2020	11	96,255
0100	RRCS419G	REP CO GAS SERV 419	LGE-238020-Gas Line Tracker Service	Additions	107001	2020	12	144,833
0100	RRCS419G	REP CO GAS SERV 419	LGE-238020-Gas Line Tracker Service	Additions	107001	2021	1	250,456
0100	RRCS419G	REP CO GAS SERV 419	LGE-238020-Gas Line Tracker Service	Additions	107001	2021	2	270,501
0100	RRCS419G	REP CO GAS SERV 419	LGE-238020-Gas Line Tracker Service	Additions	107001	2021	3	266,591
0100	RRCS419G	REP CO GAS SERV 419	LGE-238020-Gas Line Tracker Service	Additions	107001	2021	4	252,481
0100	RRCS419G	REP CO GAS SERV 419	LGE-238020-Gas Line Tracker Service	Additions	107001	2021	5	272,446
0100	RRCS419G	REP CO GAS SERV 419	LGE-238020-Gas Line Tracker Service	Additions	107001	2021	6	265,486
0100	RRCS419G	REP CO GAS SERV 419	LGE-238020-Gas Line Tracker Service	Additions	107001	2021	7	263,145
0100	RRCS419G	REP CO GAS SERV 419	LGE-238020-Gas Line Tracker Service	Additions	107001	2021	8	266,451
0100	RRCS419G	REP CO GAS SERV 419	LGE-238020-Gas Line Tracker Service	Additions	107001	2021	9	259,936
0100	RRCS419G	REP CO GAS SERV 419	LGE-238020-Gas Line Tracker Service	Additions	107001	2021	10	262,847
0100	RRCS419G	REP CO GAS SERV 419	LGE-238020-Gas Line Tracker Service	Additions	107001	2021	11	257,772
0100	RRCS419G	REP CO GAS SERV 419	LGE-238020-Gas Line Tracker Service	Additions	107001	2021	12	247,057
0100	RRCS419G	REP CO GAS SERV 419	LGE-238020-Gas Line Tracker Service	Additions	107001	2022	1	250,481
0100	RRCS419G	REP CO GAS SERV 419	LGE-238020-Gas Line Tracker Service	Additions	107001	2022	2	270,525
0100	RRCS419G	REP CO GAS SERV 419	LGE-238020-Gas Line Tracker Service	Additions	107001	2022	3	266,628
0100	RRCS419G	REP CO GAS SERV 419	LGE-238020-Gas Line Tracker Service	Additions	107001	2022	4	252,512
0100	RRCS419G	REP CO GAS SERV 419	LGE-238020-Gas Line Tracker Service	Additions	107001	2022	5	271,471
0100	RRCS419G	REP CO GAS SERV 419	LGE-238020-Gas Line Tracker Service	Additions	107001	2022	6	266,018
0100	RRCS419G	REP CO GAS SERV 419	LGE-238020-Gas Line Tracker Service	Removals	108799	2020	9	714,576
0100	RRCS419G	REP CO GAS SERV 419	LGE-238020-Gas Line Tracker Service	Removals	108901	2020	9	-
0100	RRCS419G	REP CO GAS SERV 419	LGE-238020-Gas Line Tracker Service	Removals	108799	2020	10	32,267
0100	RRCS419G	REP CO GAS SERV 419	LGE-238020-Gas Line Tracker Service	Removals	108799	2020	11	29,764
0100	RRCS419G	REP CO GAS SERV 419	LGE-238020-Gas Line Tracker Service	Removals	108799	2020	12	30,922
0100	RRCS421	Serv Line Repl-Muldraugh	LGE-238020-Gas Line Tracker Service	Additions	107001	2020	9	556,408
0100	RRCS421	Serv Line Repl-Muldraugh	LGE-238020-Gas Line Tracker Service	Additions	107001	2020	10	118,802
0100	RRCS421	Serv Line Repl-Muldraugh	LGE-238020-Gas Line Tracker Service	Additions	107001	2020	11	119,043
0100	RRCS421	Serv Line Repl-Muldraugh	LGE-238020-Gas Line Tracker Service	Additions	107001	2020	12	163,557
0100	RRCS421	Serv Line Repl-Muldraugh	LGE-238020-Gas Line Tracker Service	Additions	107001	2021	1	20,506
0100	RRCS421	Serv Line Repl-Muldraugh	LGE-238020-Gas Line Tracker Service	Additions	107001	2021	2	20,506

0100	RRCS421	Serv Line Repl-Muldraugh	LGE-238020-Gas Line Tracker Service	Additions	107001	2021	3	20,825
0100	RRCS421	Serv Line Repl-Muldraugh	LGE-238020-Gas Line Tracker Service	Additions	107001	2021	4	10,629
0100	RRCS421	Serv Line Repl-Muldraugh	LGE-238020-Gas Line Tracker Service	Additions	107001	2021	5	14,621
0100	RRCS421	Serv Line Repl-Muldraugh	LGE-238020-Gas Line Tracker Service	Additions	107001	2021	6	7,288
0100	RRCS421	Serv Line Repl-Muldraugh	LGE-238020-Gas Line Tracker Service	Additions	107001	2021	7	9,636
0100	RRCS421	Serv Line Repl-Muldraugh	LGE-238020-Gas Line Tracker Service	Additions	107001	2021	8	11,182
0100	RRCS421	Serv Line Repl-Muldraugh	LGE-238020-Gas Line Tracker Service	Additions	107001	2021	9	10,629
0100	RRCS421	Serv Line Repl-Muldraugh	LGE-238020-Gas Line Tracker Service	Additions	107001	2021	10	10,629
0100	RRCS421	Serv Line Repl-Muldraugh	LGE-238020-Gas Line Tracker Service	Additions	107001	2021	11	20,506
0100	RRCS421	Serv Line Repl-Muldraugh	LGE-238020-Gas Line Tracker Service	Additions	107001	2021	12	20,506
0100	RRCS421	Serv Line Repl-Muldraugh	LGE-238020-Gas Line Tracker Service	Additions	107001	2022	1	20,510
0100	RRCS421	Serv Line Repl-Muldraugh	LGE-238020-Gas Line Tracker Service	Additions	107001	2022	2	20,510
0100	RRCS421	Serv Line Repl-Muldraugh	LGE-238020-Gas Line Tracker Service	Additions	107001	2022	3	20,825
0100	RRCS421	Serv Line Repl-Muldraugh	LGE-238020-Gas Line Tracker Service	Additions	107001	2022	4	10,629
0100	RRCS421	Serv Line Repl-Muldraugh	LGE-238020-Gas Line Tracker Service	Additions	107001	2022	5	14,621
0100	RRCS421	Serv Line Repl-Muldraugh	LGE-238020-Gas Line Tracker Service	Additions	107001	2022	6	6,288
0100	RRCS421	Serv Line Repl-Muldraugh	LGE-238020-Gas Line Tracker Service	Removals	108799	2020	9	284,291
0100	RRCS421	Serv Line Repl-Muldraugh	LGE-238020-Gas Line Tracker Service	Removals	108901	2020	9	14,341
0100	RRCS421	Serv Line Repl-Muldraugh	LGE-238020-Gas Line Tracker Service	Removals	108901	2020	10	1,593
0100	RRCS421	Serv Line Repl-Muldraugh	LGE-238020-Gas Line Tracker Service	Removals	108901	2020	11	1,593
0100	RRCS421	Serv Line Repl-Muldraugh	LGE-238020-Gas Line Tracker Service	Removals	108901	2020	12	1,593
0100	RRCS421	Serv Line Repl-Muldraugh	LGE-238020-Gas Line Tracker Service	Removals	108901	2021	1	9,403
0100	RRCS421	Serv Line Repl-Muldraugh	LGE-238020-Gas Line Tracker Service	Removals	108901	2021	2	9,403
0100	RRCS421	Serv Line Repl-Muldraugh	LGE-238020-Gas Line Tracker Service	Removals	108901	2021	3	9,403
0100	RRCS421	Serv Line Repl-Muldraugh	LGE-238020-Gas Line Tracker Service	Removals	108901	2021	4	9,403
0100	RRCS421	Serv Line Repl-Muldraugh	LGE-238020-Gas Line Tracker Service	Removals	108901	2021	5	9,403
0100	RRCS421	Serv Line Repl-Muldraugh	LGE-238020-Gas Line Tracker Service	Removals	108901	2021	6	9,403
0100	RRCS421	Serv Line Repl-Muldraugh	LGE-238020-Gas Line Tracker Service	Removals	108901	2021	7	9,403
0100	RRCS421	Serv Line Repl-Muldraugh	LGE-238020-Gas Line Tracker Service	Removals	108901	2021	8	9,403
0100	RRCS421	Serv Line Repl-Muldraugh	LGE-238020-Gas Line Tracker Service	Removals	108901	2021	9	9,403
0100	RRCS421	Serv Line Repl-Muldraugh	LGE-238020-Gas Line Tracker Service	Removals	108901	2021	10	9,403
0100	RRCS421	Serv Line Repl-Muldraugh	LGE-238020-Gas Line Tracker Service	Removals	108901	2021	11	9,403
0100	RRCS421	Serv Line Repl-Muldraugh	LGE-238020-Gas Line Tracker Service	Removals	108901	2021	12	9,403
0100	RRCS421	Serv Line Repl-Muldraugh	LGE-238020-Gas Line Tracker Service	Removals	108901	2022	1	9,403
0100	RRCS421	Serv Line Repl-Muldraugh	LGE-238020-Gas Line Tracker Service	Removals	108901	2022	2	9,403
0100	RRCS421	Serv Line Repl-Muldraugh	LGE-238020-Gas Line Tracker Service	Removals	108901	2022	3	9,403
0100	RRCS421	Serv Line Repl-Muldraugh	LGE-238020-Gas Line Tracker Service	Removals	108901	2022	4	9,403
0100	RRCS421	Serv Line Repl-Muldraugh	LGE-238020-Gas Line Tracker Service	Removals	108901	2022	5	9,403
0100	RRCS421	Serv Line Repl-Muldraugh	LGE-238020-Gas Line Tracker Service	Removals	108901	2022	6	9,403
0100	SU-000063	PRLY-Grady-Paddys Run (6633)	LGE-135310- KY Elec Transmission -	Additions	107001	2020	10	1,691,194
0100	SU-000063	PRLY-Grady-Paddys Run (6633)	LGE-135310- KY Elec Transmission -	Removals	108901	2020	10	84,197
0100	SU-000102	PRLY-Ashbottom 3836,3833,3832	LGE-135310- KY Elec Transmission -	Additions	107001	2020	9	(446)
0100	SU-000102	PRLY-Ashbottom 3836,3833,3832	LGE-135310- KY Elec Transmission -	Removals	108901	2020	9	2,935
0100	SU-000131	PRLY Flyd - Lcst - Simnle 6647	LGE-135310- KY Elec Transmission -	Additions	107001	2020	9	22,442
0100	SU-000131	PRLY Flyd - Lcst - Simnle 6647	LGE-135310- KY Elec Transmission -	Removals	108901	2020	9	18,636
0100	SU-000137	PRLY Breckenridge-Ethel (3872)	LGE-135310- KY Elec Transmission -	Additions	107001	2020	9	34,366
0100	SU-000137	PRLY Breckenridge-Ethel (3872)	LGE-135310- KY Elec Transmission -	Removals	108901	2020	9	32,764

0100	SU-000292	REL-Centerfield DFR	LGE-135310- KY Elec Transmission -	Additions	107001	2021	2	242,569
0100	SU-000367	PBR-Nachand (1) BKR	LGE-135310- KY Elec Transmission -	Additions	107001	2020	9	(16,214)
0100	SU-000367	PBR-Nachand (1) BKR	LGE-135310- KY Elec Transmission -	Removals	108901	2020	9	17,599
0100	SU-000368	PBR-Highland (2) BKR	LGE-135310- KY Elec Transmission -	Additions	107001	2020	12	517,267
0100	SU-000369	PBR-Hancock (1) BKR	LGE-135310- KY Elec Transmission -	Additions	107001	2020	11	230,223
0100	SU-000370	PBR-Canal (11) BKR (PIN)	LGE-135310- KY Elec Transmission -	Additions	107001	2021	3	8,471,810
0100	SU-000370	PBR-Canal (11) BKR (PIN)	LGE-135310- KY Elec Transmission -	Removals	108901	2021	3	859,720
0100	TMPPENBLN	TMP PENILE-BLANTON LN	LGE-236710-Gas Transmission GLT	Additions	107001	2021	6	28,340,964
0100	TMPPENBLN	TMP PENILE-BLANTON LN	LGE-236710-Gas Transmission GLT	Removals	108799	2021	6	557,343
0100	TMPPENPRS	TMP PENILE-PRESTON	LGE-236710-Gas Transmission GLT	Additions	107001	2020	10	35,912,497
0100	TMPPENPRS	TMP PENILE-PRESTON	LGE-236710-Gas Transmission GLT	Additions	107001	2020	11	1,175,332
0100	TMPPENPRS	TMP PENILE-PRESTON	LGE-236710-Gas Transmission GLT	Additions	107001	2020	12	675,000
0100	TMPPENPRS	TMP PENILE-PRESTON	LGE-236710-Gas Transmission GLT	Additions	107001	2021	1	515,703
0100	TMPPENPRS	TMP PENILE-PRESTON	LGE-236710-Gas Transmission GLT	Additions	107001	2021	2	515,703
0100	TMPPENPRS	TMP PENILE-PRESTON	LGE-236710-Gas Transmission GLT	Additions	107001	2021	3	515,703
0100	TMPPENPRS	TMP PENILE-PRESTON	LGE-236710-Gas Transmission GLT	Additions	107001	2021	4	515,703
0100	TMPPENPRS	TMP PENILE-PRESTON	LGE-236710-Gas Transmission GLT	Additions	107001	2021	5	515,703
0100	TMPPENPRS	TMP PENILE-PRESTON	LGE-236710-Gas Transmission GLT	Additions	107001	2021	6	512,015
0100	TMPPENPRS	TMP PENILE-PRESTON	LGE-236710-Gas Transmission GLT	Removals	108799	2020	10	101,005
0100	TMPPENPRS	TMP PENILE-PRESTON	LGE-236710-Gas Transmission GLT	Removals	108799	2020	11	33,668
0100	TMPPENPRS	TMP PENILE-PRESTON	LGE-236710-Gas Transmission GLT	Removals	108799	2021	6	3,687
0100	TMPPRSPIC	TMP PRESTON-PICCADILLY	LGE-236710-Gas Transmission GLT	Additions	107001	2020	10	37,716,019
0100	TMPPRSPIC	TMP PRESTON-PICCADILLY	LGE-236710-Gas Transmission GLT	Additions	107001	2020	11	1,948,217
0100	TMPPRSPIC	TMP PRESTON-PICCADILLY	LGE-236710-Gas Transmission GLT	Additions	107001	2020	12	3,202,609
0100	TMPPRSPIC	TMP PRESTON-PICCADILLY	LGE-236710-Gas Transmission GLT	Additions	107001	2021	1	1,525,983
0100	TMPPRSPIC	TMP PRESTON-PICCADILLY	LGE-236710-Gas Transmission GLT	Additions	107001	2021	2	1,525,983
0100	TMPPRSPIC	TMP PRESTON-PICCADILLY	LGE-236710-Gas Transmission GLT	Additions	107001	2021	3	1,525,983
0100	TMPPRSPIC	TMP PRESTON-PICCADILLY	LGE-236710-Gas Transmission GLT	Additions	107001	2021	4	1,525,983
0100	TMPPRSPIC	TMP PRESTON-PICCADILLY	LGE-236710-Gas Transmission GLT	Additions	107001	2021	5	1,525,983
0100	TMPPRSPIC	TMP PRESTON-PICCADILLY	LGE-236710-Gas Transmission GLT	Additions	107001	2021	6	1,521,904
0100	TMPPRSPIC	TMP PRESTON-PICCADILLY	LGE-236710-Gas Transmission GLT	Removals	108799	2020	10	43,341
0100	TMPPRSPIC	TMP PRESTON-PICCADILLY	LGE-236710-Gas Transmission GLT	Removals	108799	2020	11	31,783
0100	TMPPRSPIC	TMP PRESTON-PICCADILLY	LGE-236710-Gas Transmission GLT	Removals	108799	2021	6	4,079
0100	TMPWKB	TMP: WK B 20" Standardization	LGE-236700-Gas Transmission - Mains	Additions	107001	2021	12	4,154,451
0100	TMPWKB	TMP: WK B 20" Standardization	LGE-236700-Gas Transmission - Mains	Additions	107001	2022	1	57,247
0100	TMPWKB	TMP: WK B 20" Standardization	LGE-236700-Gas Transmission - Mains	Additions	107001	2022	2	86,402
0100	TMPWKB	TMP: WK B 20" Standardization	LGE-236700-Gas Transmission - Mains	Additions	107001	2022	3	59,173
0100	TMPWKB	TMP: WK B 20" Standardization	LGE-236700-Gas Transmission - Mains	Additions	107001	2022	4	57,247
0100	TMPWKB	TMP: WK B 20" Standardization	LGE-236700-Gas Transmission - Mains	Additions	107001	2022	5	57,247
0100	TMPWKB	TMP: WK B 20" Standardization	LGE-236700-Gas Transmission - Mains	Additions	107001	2022	6	58,388
0100	CCAPR419	Purchase Regulators - 004190	LGE-237600-Gas Distribution - Mains	Additions	107001	2020	9	30,197
0100	CCAPR419	Purchase Regulators - 004190	LGE-237600-Gas Distribution - Mains	Additions	107001	2020	12	38,719
0100	CCAPR419	Purchase Regulators - 004190	LGE-237600-Gas Distribution - Mains	Additions	107001	2021	1	15,499
0100	CCAPR419	Purchase Regulators - 004190	LGE-237600-Gas Distribution - Mains	Additions	107001	2021	2	15,499
0100	CCAPR419	Purchase Regulators - 004190	LGE-237600-Gas Distribution - Mains	Additions	107001	2021	3	15,499
0100	CCAPR419	Purchase Regulators - 004190	LGE-237600-Gas Distribution - Mains	Additions	107001	2021	4	15,499
0100	CCAPR419	Purchase Regulators - 004190	LGE-237600-Gas Distribution - Mains	Additions	107001	2021	5	15,499

0100	CCAPR419	Purchase Regulators - 004190	LGE-237600-Gas Distribution - Mains	Additions	107001	2021	6	15,499
0100	CCAPR419	Purchase Regulators - 004190	LGE-237600-Gas Distribution - Mains	Additions	107001	2021	7	14,499
0100	CCAPR419	Purchase Regulators - 004190	LGE-237600-Gas Distribution - Mains	Additions	107001	2021	8	15,499
0100	CCAPR419	Purchase Regulators - 004190	LGE-237600-Gas Distribution - Mains	Additions	107001	2021	9	15,499
0100	CCAPR419	Purchase Regulators - 004190	LGE-237600-Gas Distribution - Mains	Additions	107001	2021	10	15,499
0100	CCAPR419	Purchase Regulators - 004190	LGE-237600-Gas Distribution - Mains	Additions	107001	2021	11	15,499
0100	CCAPR419	Purchase Regulators - 004190	LGE-237600-Gas Distribution - Mains	Additions	107001	2021	12	15,499
0100	CCAPR419	Purchase Regulators - 004190	LGE-237600-Gas Distribution - Mains	Additions	107001	2022	1	15,499
0100	CCAPR419	Purchase Regulators - 004190	LGE-237600-Gas Distribution - Mains	Additions	107001	2022	2	15,499
0100	CCAPR419	Purchase Regulators - 004190	LGE-237600-Gas Distribution - Mains	Additions	107001	2022	3	15,499
0100	CCAPR419	Purchase Regulators - 004190	LGE-237600-Gas Distribution - Mains	Additions	107001	2022	4	15,499
0100	CCAPR419	Purchase Regulators - 004190	LGE-237600-Gas Distribution - Mains	Additions	107001	2022	5	15,499
0100	CCAPR419	Purchase Regulators - 004190	LGE-237600-Gas Distribution - Mains	Additions	107001	2022	6	15,499
0100	158258	PPLC- Cloverport 3850-3854 DCB	LGE-135310- KY Elec Transmission -	Additions	107001	2020	9	(1,753)
0100	158258	PPLC- Cloverport 3850-3854 DCB	LGE-135310- KY Elec Transmission -	Removals	108901	2020	9	21,352
0100	158317	SM1398 Exit Circuit	LGE-136500-Electric Distribution -	Additions	107001	2020	9	(6,614)
0100	158317	SM1398 Exit Circuit	LGE-136500-Electric Distribution -	Removals	108901	2020	9	35,767
0100	158830	PRLY-TC to TCT 4515 LR	LGE-135310- KY Elec Transmission -	Additions	107001	2020	11	228,112
0100	SU-000103	PBR Bcknr-Trmble Co Swtch 4544	LGE-135310- KY Elec Transmission -	Additions	107001	2020	9	(744)
0100	SU-000103	PBR Bcknr-Trmble Co Swtch 4544	LGE-135310- KY Elec Transmission -	Removals	108901	2020	9	13,415
0100	IT0374L	SIP Voice Infrastruct-LGE18-20	LGE-339710- Radios and Telephone	Additions	107001	2020	11	7,120
0100	158954	MC3 DCS Simulator	LGE-131200-MC Unit 4 Boil	Additions	107001	2020	10	1,360,989
0100	158954	MC3 DCS Simulator	LGE-131200-MC Unit 4 Boil	Additions	107001	2020	11	189,000
0100	158954	MC3 DCS Simulator	LGE-131200-MC Unit 4 Boil	Additions	107001	2020	12	47,000
0100	158876	CR7 Ket Boil Upgrade	LGE-134300-Cane Run 7 Prime Mover	Additions	107001	2021	10	489,057
0100	158876	CR7 Ket Boil Upgrade	LGE-134300-Cane Run 7 Prime Mover	Removals	108901	2021	10	21,919
0100	158237	Center Cut Out	LGE-236700-Gas Transmission - Mains	Additions	107001	2020	9	431,115
0100	158237	Center Cut Out	LGE-236700-Gas Transmission - Mains	Additions	107001	2020	10	422,000
0100	158237	Center Cut Out	LGE-236700-Gas Transmission - Mains	Additions	107001	2020	12	180,000
0100	158237	Center Cut Out	LGE-236700-Gas Transmission - Mains	Removals	108799	2020	9	29,460
0100	149180	DRILL OBSV WELLS MULD 2018	LGE-235240- KY Gas Storage Undergrd	Additions	107001	2020	9	299,188
0100	406000035	Bare Steel Elimination 004060	LGE-237600-Gas Distribution - Mains	Additions	107001	2020	12	126
0100	406000035	Bare Steel Elimination 004060	LGE-237600-Gas Distribution - Mains	Removals	108799	2020	12	0
0100	406000035	Bare Steel Elimination 004060	LGE-237600-Gas Distribution - Mains	Removals	108901	2020	12	293,870
0100	TMPMAGRC	TMP: Mag 16 & 20 Road Crossing	LGE-236700-Gas Transmission - Mains	Additions	107001	2020	12	5,939,016
0100	TMPMAGRC	TMP: Mag 16 & 20 Road Crossing	LGE-236700-Gas Transmission - Mains	Additions	107001	2021	3	86,568
0100	TMPMAGRC	TMP: Mag 16 & 20 Road Crossing	LGE-236700-Gas Transmission - Mains	Additions	107001	2021	4	51,308
0100	TMPMAGRC	TMP: Mag 16 & 20 Road Crossing	LGE-236700-Gas Transmission - Mains	Removals	108799	2020	12	59,488
0100	TMPMAGRC	TMP: Mag 16 & 20 Road Crossing	LGE-236700-Gas Transmission - Mains	Removals	108901	2020	12	(0)
0100	151980	OF DCS Conv/Upgrade	LGE-133300-Ohio Falls Project 289	Additions	107001	2021	6	2,454,098
0100	157261LGE	BRCT 6&7 SFC Controls Upgr-LGE	LGE-134300-EWB 6 Prime Movers	Additions	107001	2020	10	405,025
0100	SU-000125	PDFR Waterside West	LGE-135310- KY Elec Transmission -	Additions	107001	2021	1	279,809
0100	SU-000126	PDFR Mill Creek Switching	LGE-135310- KY Elec Transmission -	Additions	107001	2021	1	414,582
0100	SU-000127	PDFR Beargrass	LGE-135310- KY Elec Transmission -	Additions	107001	2021	3	306,793
0100	SU-000275	PDFR CRS	LGE-135310- KY Elec Transmission -	Additions	107001	2021	10	512,976
0100	SU-000275	PDFR CRS	LGE-135310- KY Elec Transmission -	Removals	108901	2021	10	8,757
0100	158918	PDFR - Buckner	LGE-135310- KY Elec Transmission -	Additions	107001	2021	3	238,644

0100	SU-000279	PDFR Middletown	LGE-135310- KY Elec Transmission -	Additions	107001	2021	9	177,412
0100	CTBRD447	Cap Trbl Orders Gas - 004470	LGE-237600-Gas Distribution - Mains	Additions	107001	2020	9	(13,911)
0100	CTBRD447	Cap Trbl Orders Gas - 004470	LGE-237600-Gas Distribution - Mains	Additions	107001	2020	10	(6,490)
0100	CTBRD447	Cap Trbl Orders Gas - 004470	LGE-237600-Gas Distribution - Mains	Additions	107001	2020	11	(6,418)
0100	CTBRD447	Cap Trbl Orders Gas - 004470	LGE-237600-Gas Distribution - Mains	Additions	107001	2021	2	2,023
0100	CTBRD447	Cap Trbl Orders Gas - 004470	LGE-237600-Gas Distribution - Mains	Additions	107001	2021	3	1,749
0100	CTBRD447	Cap Trbl Orders Gas - 004470	LGE-237600-Gas Distribution - Mains	Additions	107001	2021	4	6,831
0100	CTBRD447	Cap Trbl Orders Gas - 004470	LGE-237600-Gas Distribution - Mains	Additions	107001	2021	5	3,035
0100	CTBRD447	Cap Trbl Orders Gas - 004470	LGE-237600-Gas Distribution - Mains	Additions	107001	2021	6	5,580
0100	CTBRD447	Cap Trbl Orders Gas - 004470	LGE-237600-Gas Distribution - Mains	Additions	107001	2021	7	1,011
0100	CTBRD447	Cap Trbl Orders Gas - 004470	LGE-237600-Gas Distribution - Mains	Additions	107001	2021	8	6,831
0100	CTBRD447	Cap Trbl Orders Gas - 004470	LGE-237600-Gas Distribution - Mains	Additions	107001	2021	9	1,749
0100	CTBRD447	Cap Trbl Orders Gas - 004470	LGE-237600-Gas Distribution - Mains	Additions	107001	2021	10	6,831
0100	CTBRD447	Cap Trbl Orders Gas - 004470	LGE-237600-Gas Distribution - Mains	Additions	107001	2021	11	6,070
0100	CTBRD447	Cap Trbl Orders Gas - 004470	LGE-237600-Gas Distribution - Mains	Additions	107001	2022	2	2,027
0100	CTBRD447	Cap Trbl Orders Gas - 004470	LGE-237600-Gas Distribution - Mains	Additions	107001	2022	3	1,749
0100	CTBRD447	Cap Trbl Orders Gas - 004470	LGE-237600-Gas Distribution - Mains	Additions	107001	2022	4	6,843
0100	CTBRD447	Cap Trbl Orders Gas - 004470	LGE-237600-Gas Distribution - Mains	Additions	107001	2022	5	3,041
0100	CTBRD447	Cap Trbl Orders Gas - 004470	LGE-237600-Gas Distribution - Mains	Additions	107001	2022	6	5,593
0100	CTBRD447	Cap Trbl Orders Gas - 004470	LGE-237600-Gas Distribution - Mains	Removals	108799	2020	9	2,735
0100	CTBRD447	Cap Trbl Orders Gas - 004470	LGE-237600-Gas Distribution - Mains	Removals	108901	2020	9	46,172
0100	CTBRD447	Cap Trbl Orders Gas - 004470	LGE-237600-Gas Distribution - Mains	Removals	108901	2020	10	6,577
0100	CTBRD447	Cap Trbl Orders Gas - 004470	LGE-237600-Gas Distribution - Mains	Removals	108901	2020	11	6,577
0100	CTBRD447	Cap Trbl Orders Gas - 004470	LGE-237600-Gas Distribution - Mains	Removals	108901	2021	4	2,023
0100	CTBRD447	Cap Trbl Orders Gas - 004470	LGE-237600-Gas Distribution - Mains	Removals	108901	2021	5	1,011
0100	CTBRD447	Cap Trbl Orders Gas - 004470	LGE-237600-Gas Distribution - Mains	Removals	108901	2021	6	2,023
0100	CTBRD447	Cap Trbl Orders Gas - 004470	LGE-237600-Gas Distribution - Mains	Removals	108901	2021	8	2,023
0100	CTBRD447	Cap Trbl Orders Gas - 004470	LGE-237600-Gas Distribution - Mains	Removals	108901	2021	10	2,023
0100	CTBRD447	Cap Trbl Orders Gas - 004470	LGE-237600-Gas Distribution - Mains	Removals	108901	2021	11	1,011
0100	CTBRD447	Cap Trbl Orders Gas - 004470	LGE-237600-Gas Distribution - Mains	Removals	108901	2022	4	2,027
0100	CTBRD447	Cap Trbl Orders Gas - 004470	LGE-237600-Gas Distribution - Mains	Removals	108901	2022	5	1,013
0100	CTBRD447	Cap Trbl Orders Gas - 004470	LGE-237600-Gas Distribution - Mains	Removals	108901	2022	6	2,027
0100	159679	US HWY 42	LGE-136920-Electric Distribution -	Additions	107001	2020	9	(31,294)
0100	159679	US HWY 42	LGE-136920-Electric Distribution -	Additions	107001	2020	10	(4,799)
0100	159679	US HWY 42	LGE-136920-Electric Distribution -	Removals	108901	2020	9	31,294
0100	159679	US HWY 42	LGE-136920-Electric Distribution -	Removals	108901	2020	10	4,799
0100	406000026	Hwy 42 Relocation	LGE-237600-Gas Distribution - Mains	Additions	107001	2020	12	(18,491)
0100	406000026	Hwy 42 Relocation	LGE-237600-Gas Distribution - Mains	Removals	108799	2020	12	42,491
0100	406000036	Old Henry KYTC	LGE-237600-Gas Distribution - Mains	Additions	107001	2021	6	529,952
0100	406000036	Old Henry KYTC	LGE-237600-Gas Distribution - Mains	Removals	108799	2021	6	21,246
0100	TMPWKA	TMP: WK A 20" Standardization	LGE-236700-Gas Transmission - Mains	Additions	107001	2021	12	16,570,738
0100	TMPWKA	TMP: WK A 20" Standardization	LGE-236700-Gas Transmission - Mains	Additions	107001	2022	1	227,781
0100	TMPWKA	TMP: WK A 20" Standardization	LGE-236700-Gas Transmission - Mains	Additions	107001	2022	2	227,781
0100	TMPWKA	TMP: WK A 20" Standardization	LGE-236700-Gas Transmission - Mains	Additions	107001	2022	3	231,633
0100	TMPWKA	TMP: WK A 20" Standardization	LGE-236700-Gas Transmission - Mains	Additions	107001	2022	4	232,892
0100	TMPWKA	TMP: WK A 20" Standardization	LGE-236700-Gas Transmission - Mains	Additions	107001	2022	5	227,781
0100	TMPWKA	TMP: WK A 20" Standardization	LGE-236700-Gas Transmission - Mains	Additions	107001	2022	6	525,108

0100	132989	MC2 Relays	LGE-131400-Mill Creek Unit 2 Turbog	Additions	107001	2020	9	499,938
0100	132989	MC2 Relays	LGE-131400-Mill Creek Unit 2 Turbog	Removals	108901	2020	9	29,132
0100	160433	MC CCR Process Pond	LGE-131200-MC4 Boil ECR 2016 NT	Additions	107001	2021	4	21,432,877
0100	LI-159222	PR Tip Top-Monument Chemical	LGE-135500- KY Elec Transmission -	Additions	107001	2020	9	-
0100	LI-159222	PR Tip Top-Monument Chemical	LGE-135500- KY Elec Transmission -	Removals	108901	2020	9	114,869
0100	SU-000299	PRLY-CRS 3832,3833,3801-CG3801	LGE-135310- KY Elec Transmission -	Additions	107001	2020	9	(665)
0100	SU-000299	PRLY-CRS 3832,3833,3801-CG3801	LGE-135310- KY Elec Transmission -	Removals	108901	2020	9	9,114
0100	SU-000347	TEP-BL 345/161kV Transf. Repl	LGE-135310- KY Elec Transmission -	Additions	107001	2021	9	6,937,905
0100	SU-000347	TEP-BL 345/161kV Transf. Repl	LGE-135310- KY Elec Transmission -	Removals	108901	2021	9	464,279
0100	SU-000356	REL-CW-686 to Breaker	LGE-135310- KY Elec Transmission -	Additions	107001	2020	11	639,149
0100	SU-000356	REL-CW-686 to Breaker	LGE-135310- KY Elec Transmission -	Removals	108901	2020	11	-
0100	SU-000357	REL-DX-812 to Breaker	LGE-135310- KY Elec Transmission -	Additions	107001	2020	11	548,384
0100	SU-000357	REL-DX-812 to Breaker	LGE-135310- KY Elec Transmission -	Removals	108901	2020	11	-
0100	SU-000358	REL PBR Hancock-859 to Brkr	LGE-135310- KY Elec Transmission -	Additions	107001	2020	11	671,133
0100	SU-000360	REL-OK-876 to Breaker	LGE-135310- KY Elec Transmission -	Additions	107001	2020	12	657,189
0100	SU-000360	REL-OK-876 to Breaker	LGE-135310- KY Elec Transmission -	Removals	108901	2020	12	-
0100	SU-000414	PIN - Hillcrest, PAR	LGE-135310- KY Elec Transmission -	Additions	107001	2021	6	449,211
0100	SU-000422	PIN-Clifton, PAR	LGE-135310- KY Elec Transmission -	Additions	107001	2021	5	542,260
0100	159540	BOC DOCK UPGRADES	LGE-339010-Common Structures - Gene	Additions	107001	2020	10	549,963
0100	159540	BOC DOCK UPGRADES	LGE-339010-Common Structures - Gene	Removals	108901	2020	10	35,321
0100	IT0453L	OTN Extend EKY Ring-LGE19-20	LGE-339710- Radios and Telephone	Additions	107001	2020	9	1,111,358
0100	IT0453L	OTN Extend EKY Ring-LGE19-20	LGE-339710- Radios and Telephone	Additions	107001	2020	10	37,088
0100	IT0453L	OTN Extend EKY Ring-LGE19-20	LGE-339710- Radios and Telephone	Additions	107001	2020	11	37,054
0100	IT0453L	OTN Extend EKY Ring-LGE19-20	LGE-339710- Radios and Telephone	Additions	107001	2020	12	10,551
0100	IT0594L	Mobile OMA Phase II-LGE19-20	LGE-330300-Misc Intang Plant-Softwa	Additions	107001	2020	9	1,161,915
0100	IT0594L	Mobile OMA Phase II-LGE19-20	LGE-330300-Misc Intang Plant-Softwa	Additions	107001	2020	10	20,092
0100	IT0594L	Mobile OMA Phase II-LGE19-20	LGE-330300-Misc Intang Plant-Softwa	Additions	107001	2020	11	141,593
0100	IT0594L	Mobile OMA Phase II-LGE19-20	LGE-330300-Misc Intang Plant-Softwa	Additions	107001	2020	12	27,805
0100	IT0699L	ESP Virt Mon App Svrs-LGE20	LGE-339130-Computer Eq	Additions	107001	2020	12	276,249
0100	IT0754L	UIPlanner Upgrade-LGE19-20	LGE-330300-Misc Intang Plant-Softwa	Additions	107001	2020	12	1,213,911
0100	160416	MASONRY & TRASH RACK UPGRADES	LGE-133100-Ohio Falls Project 289	Additions	107001	2021	12	13,285,573
0100	151243	MC Limestone Lining Screw A	LGE-131600-Mill Creek Unit 4 Misc.	Removals	108901	2020	11	9,409
0100	152104LGE	TC2 LAST STAGE BUCKETS LGE	LGE-131400-Trimble Unit 2 Turbogene	Additions	107001	2021	5	802,483
0100	159915LGE	TC2 SB CONTROL SYST UPG-	LGE-131200-TC Unit 2 Boil	Additions	107001	2020	10	75,840
0100	159910LGE	TC2 AMMONIA TANK UPGD-	LGE-131200-TC Unit 2 Boil	Additions	107001	2020	11	29,651
0100	157302LGE	TC AMMONIA TANK WATER CURTAIN-	LGE-131200-TC Unit 2 Boil	Additions	107001	2020	9	35,668
0100	159703	JTown Relo OVHD Facilities	LGE-136700-Electric Distribution -	Additions	107001	2020	9	127,320
0100	159703	JTown Relo OVHD Facilities	LGE-136700-Electric Distribution -	Additions	107001	2020	10	153,770
0100	159703	JTown Relo OVHD Facilities	LGE-136700-Electric Distribution -	Additions	107001	2020	11	70,000
0100	159703	JTown Relo OVHD Facilities	LGE-136700-Electric Distribution -	Additions	107001	2020	12	65,826
0100	159703	JTown Relo OVHD Facilities	LGE-136700-Electric Distribution -	Removals	108901	2020	9	22,802
0100	160499	LGE Spare zigzag XFMR-Madison	LGE-136200- KY Elect Dist Substati	Additions	107001	2020	12	(4,124)
0100	159787	BOC FENCING	LGE-339010-Common Structures - Gene	Additions	107001	2020	12	647,326
0100	159787	BOC FENCING	LGE-339010-Common Structures - Gene	Removals	108901	2020	12	56,514
0100	143595	MC4 SCR Catalyst L1 2020	LGE-131200-MC Unit 4 Boil	Additions	107001	2020	11	1,542,014
0100	143595	MC4 SCR Catalyst L1 2020	LGE-131200-MC Unit 4 Boil	Additions	107001	2020	12	88,000
0100	143595	MC4 SCR Catalyst L1 2020	LGE-131200-MC Unit 4 Boil	Removals	108901	2020	11	138,000

0100	IT0642L	NAS Refresh-LGE19	LGE-339130-Computer Eq	Additions	107001	2020	9	(2,236)
0100	160571LGE	TC2 TCS L&S CTRL UPG-	LGE-131200-TC Unit 2 Boil	Additions	107001	2020	10	170,389
0100	160694	Manslick Keys Ferry Crossing	LGE-237800-Gas Distribution - Measu	Additions	107001	2020	9	305,563
0100	160712	XFMR - Stewart Sub	LGE-136200- KY Elect Dist Substati	Additions	107001	2020	10	30,940
0100	160712	XFMR - Stewart Sub	LGE-136200- KY Elect Dist Substati	Additions	107001	2020	12	(449)
0100	160782	SCM2019 LGE REPL BUSHINGS	LGE-136200- KY Elect Dist Substati	Additions	107001	2020	9	8,376
0100	160782	SCM2019 LGE REPL BUSHINGS	LGE-136200- KY Elect Dist Substati	Additions	107001	2020	12	(6,753)
0100	160782	SCM2019 LGE REPL BUSHINGS	LGE-136200- KY Elect Dist Substati	Removals	108901	2020	9	11,999
0100	160794	MC C Coal Conv Belt Repl	LGE-131200-MC Unit 4 Boil	Additions	107001	2020	10	121,051
0100	160794	MC C Coal Conv Belt Repl	LGE-131200-MC Unit 4 Boil	Removals	108901	2020	10	5,000
0100	160813	Pleasureville HP Dist PL	LGE-237800-Gas Distribution - Measu	Additions	107001	2020	9	184,981
0100	160813	Pleasureville HP Dist PL	LGE-237800-Gas Distribution - Measu	Removals	108799	2020	9	10,623
0100	160895LGE	BOC SEC MONITORING CTR RELO L	LGE-339010-Common Structures - Gene	Additions	107001	2020	12	513,532
0100	160895LGE	BOC SEC MONITORING CTR RELO L	LGE-339010-Common Structures - Gene	Removals	108901	2020	12	5,207
0100	IT0764L	MyWorld-Mobile Map-LGE19-20	LGE-330300-Misc Intang Plant-Softwa	Additions	107001	2020	9	704,664
0100	IT0764L	MyWorld-Mobile Map-LGE19-20	LGE-330300-Misc Intang Plant-Softwa	Additions	107001	2020	10	4,500
0100	IT0764L	MyWorld-Mobile Map-LGE19-20	LGE-330300-Misc Intang Plant-Softwa	Additions	107001	2020	11	225
0100	IT0764L	MyWorld-Mobile Map-LGE19-20	LGE-330300-Misc Intang Plant-Softwa	Additions	107001	2020	12	14,338
0100	160846	Training Substation	LGE-139400-Tools, Shop, and Garage	Additions	107001	2020	9	296,676
0100	160846	Training Substation	LGE-139400-Tools, Shop, and Garage	Additions	107001	2020	12	(9,833)
0100	IT0771L	Cisco Switch Replacement-LGE19	LGE-339130-Computer Eq	Additions	107001	2020	9	443,920
0100	LI-160418	CR Olin-Tip Top 69kV Phase II	LGE-135600- KY Elec Transmission -	Additions	107001	2021	12	1,144,918
0100	LI-160418	CR Olin-Tip Top 69kV Phase II	LGE-135600- KY Elec Transmission -	Removals	108901	2021	12	229,008
0100	IT0161L2	DACS/SONET Replace-LEXLGE19-22	LGE-339700-KY Microwave,Fiber,Other	Additions	107001	2020	9	300,267
0100	IT0161L3	DACS/SONET Replace-NKYLGE19-22	LGE-339700-KY Microwave,Fiber,Other	Additions	107001	2020	11	65,948
0100	IT0161LOU	DACS/SONET Replace-LOU19-22	LGE-339700-KY Microwave,Fiber,Other	Additions	107001	2020	9	(63,961)
0100	159848	Asset Info HW/SW 2020 LGE	LGE-339131-Personal Computers	Additions	107001	2020	12	161,169
0100	159848	Asset Info HW/SW 2020 LGE	LGE-339131-Personal Computers	Additions	107001	2021	1	2,252
0100	159848	Asset Info HW/SW 2020 LGE	LGE-339131-Personal Computers	Additions	107001	2021	2	9,010
0100	159848	Asset Info HW/SW 2020 LGE	LGE-339131-Personal Computers	Additions	107001	2021	3	16,893
0100	159848	Asset Info HW/SW 2020 LGE	LGE-339131-Personal Computers	Additions	107001	2021	4	16,893
0100	159848	Asset Info HW/SW 2020 LGE	LGE-339131-Personal Computers	Additions	107001	2021	5	16,893
0100	159848	Asset Info HW/SW 2020 LGE	LGE-339131-Personal Computers	Additions	107001	2021	6	16,893
0100	159848	Asset Info HW/SW 2020 LGE	LGE-339131-Personal Computers	Additions	107001	2021	7	16,893
0100	159848	Asset Info HW/SW 2020 LGE	LGE-339131-Personal Computers	Additions	107001	2021	8	16,893
0100	159848	Asset Info HW/SW 2020 LGE	LGE-339131-Personal Computers	Additions	107001	2021	9	16,893
0100	159848	Asset Info HW/SW 2020 LGE	LGE-339131-Personal Computers	Additions	107001	2021	10	16,893
0100	159848	Asset Info HW/SW 2020 LGE	LGE-339131-Personal Computers	Additions	107001	2021	11	16,341
0100	159848	Asset Info HW/SW 2020 LGE	LGE-339131-Personal Computers	Additions	107001	2021	12	2,252
0100	159848	Asset Info HW/SW 2020 LGE	LGE-339131-Personal Computers	Additions	107001	2022	1	2,252
0100	159848	Asset Info HW/SW 2020 LGE	LGE-339131-Personal Computers	Additions	107001	2022	2	9,010
0100	159848	Asset Info HW/SW 2020 LGE	LGE-339131-Personal Computers	Additions	107001	2022	3	16,893
0100	159848	Asset Info HW/SW 2020 LGE	LGE-339131-Personal Computers	Additions	107001	2022	4	16,893
0100	159848	Asset Info HW/SW 2020 LGE	LGE-339131-Personal Computers	Additions	107001	2022	5	16,893
0100	159848	Asset Info HW/SW 2020 LGE	LGE-339131-Personal Computers	Additions	107001	2022	6	16,893
0100	IT0671L	Tech Refresh desk/lap-LGE20	LGE-339131-Personal Computers	Additions	107001	2020	11	928,539
0100	IT0671L	Tech Refresh desk/lap-LGE20	LGE-339131-Personal Computers	Additions	107001	2020	12	27,051

0100	IT0615L	CIP Compl Infra - Yr 10-LGE20	LGE-339130-Computer Eq	Additions	107001	2020	12	179,154
0100	IT0627L	IT Sec Infrast Enhance-LGE20	LGE-339130-Computer Eq	Additions	107001	2020	12	39,706
0100	IT0705L	iPad Refresh Project-LGE20	LGE-339130-Computer Eq	Additions	107001	2020	12	89,455
0100	153024	FURN & EQUIP LGE 2020	LGE-339110-Office Furniture	Additions	107001	2020	12	179,777
0100	00125FACL	AOC Office Space Renovation	LGE-339010-Common Structures - Gene	Additions	107001	2021	12	1,912,424
0100	IT0653L	Rate Case 2020-LGE20-21	LGE-330310-CCS Software	Additions	107001	2021	5	213,750
0100	IT0036L	Application Whitelisting-LGE19	LGE-330300-Misc Intang Plant-Softwa	Additions	107001	2020	10	(3,830)
0100	IT0225L	FERC Form 1 Tool Repl-LGE21	LGE-330300-Misc Intang Plant-Softwa	Additions	107001	2021	12	291,500
0100	IT0236L	Avaya IVR Major Upgr-LGE21-22	LGE-330300-Misc Intang Plant-Softwa	Additions	107001	2020	12	291,603
0100	IT0246L	Mobile Dispatch Repl-LGE19-20	LGE-330300-Misc Intang Plant-Softwa	Additions	107001	2021	11	1,507,291
0100	IT0564CG	Gas Operator Qual App-LGE19-20	LGE-330300-Misc Intang Plant-Softwa	Additions	107001	2021	11	505,125
0100	IT0569L	Enterprise GIS-Phase2-LGE20-21	LGE-330300-Misc Intang Plant-Softwa	Additions	107001	2021	6	10,662,837
0100	IT0569L	Enterprise GIS-Phase2-LGE20-21	LGE-330300-Misc Intang Plant-Softwa	Additions	107001	2021	7	194,682
0100	IT0569L	Enterprise GIS-Phase2-LGE20-21	LGE-330300-Misc Intang Plant-Softwa	Additions	107001	2021	8	28,650
0100	IT0584L	Meter Data Mgmt-LGE20-21	LGE-330300-Misc Intang Plant-Softwa	Additions	107001	2021	9	3,407,850
0100	IT0612L	CIP Compl Tools - Yr 10-LGE20	LGE-330300-Misc Intang Plant-Softwa	Additions	107001	2020	12	53,000
0100	IT0628L	ITSM Upgrade-LGE20	LGE-330300-Misc Intang Plant-Softwa	Additions	107001	2020	9	66,507
0100	IT0674L	TRODS-LGE20	LGE-330300-Misc Intang Plant-Softwa	Additions	107001	2020	12	95,731
0100	IT0693L	DB Refresh-LGE20	LGE-330300-Misc Intang Plant-Softwa	Additions	107001	2020	12	79,500
0100	IT0723L	Robo Proc Auto(RPA)-LGE20	LGE-330300-Misc Intang Plant-Softwa	Additions	107001	2020	12	148,434
0100	IT0731L	ALM Upgrade-LGE19-20	LGE-330300-Misc Intang Plant-Softwa	Additions	107001	2020	9	82,394
0100	IT0741CG	GDO Automation-LGE20	LGE-330300-Misc Intang Plant-Softwa	Additions	107001	2020	11	280,799
0100	IT0742L	HR Intervw Build-Phase 2-LGE20	LGE-330300-Misc Intang Plant-Softwa	Additions	107001	2020	9	42,599
0100	IT0746L	Mobile App Develop (MVP)-LGE20	LGE-330300-Misc Intang Plant-Softwa	Additions	107001	2021	2	1,105,550
0100	IT0746L	Mobile App Develop (MVP)-LGE20	LGE-330300-Misc Intang Plant-Softwa	Additions	107001	2021	3	22,500
0100	IT0747L	Network Lic - PSS/E Tool-LGE20	LGE-330300-Misc Intang Plant-Softwa	Additions	107001	2020	9	27,000
0100	IT0748L	PowerBase Upgrade-LGE19-20	LGE-330300-Misc Intang Plant-Softwa	Additions	107001	2020	11	51,323
0100	IT0748L	PowerBase Upgrade-LGE19-20	LGE-330300-Misc Intang Plant-Softwa	Additions	107001	2020	12	17,977
0100	406000005	REPLACE PAD METERS 2020	LGE-238100-Meters	Additions	107001	2020	12	1,359,379
0100	406000005	REPLACE PAD METERS 2020	LGE-238100-Meters	Removals	108901	2020	12	49,639
0100	414000002	REPLACE STEEL SERVICES 2020	LGE-238020-Gas Line Tracker Service	Additions	107001	2020	12	4,162,414
0100	414000002	REPLACE STEEL SERVICES 2020	LGE-238020-Gas Line Tracker Service	Removals	108799	2020	12	2,912,731
0100	406000022	UPGRADE ELEVATED PRESSURE 20	LGE-237600-Gas Distribution - Mains	Additions	107001	2020	12	3,336,206
0100	406000022	UPGRADE ELEVATED PRESSURE 20	LGE-237600-Gas Distribution - Mains	Removals	108799	2020	12	89,401
0100	406000062	Buttermilk Falls-NUCOR	LGE-237600-Gas Distribution - Mains	Additions	107001	2022	1	(0)
0100	CTBRD448	Cap Trbl Orders Gas - 004480	LGE-237600-Gas Distribution - Mains	Additions	107001	2020	9	(0)
0100	CTBRD448	Cap Trbl Orders Gas - 004480	LGE-237600-Gas Distribution - Mains	Additions	107001	2020	12	0
0100	CTBRD448	Cap Trbl Orders Gas - 004480	LGE-237600-Gas Distribution - Mains	Additions	107001	2021	3	5,531
0100	CTBRD448	Cap Trbl Orders Gas - 004480	LGE-237600-Gas Distribution - Mains	Additions	107001	2021	11	4,425
0100	CTBRD448	Cap Trbl Orders Gas - 004480	LGE-237600-Gas Distribution - Mains	Additions	107001	2022	3	5,531
0100	448000037	Engine Room Piping Upgrade	LGE-235400-Gas Storage Undg. - Comp	Additions	107001	2021	12	0
0100	160243	POWER QUALITY EQUIP 2020	LGE-139400-Tools, Shop, and Garage	Additions	107001	2020	9	60,165
0100	148396	Prop. Tax Cap. - LGE Non-Mech	LGE-139400-Tools, Shop, and Garage	Additions	107001	2020	9	641,183
0100	148396	Prop. Tax Cap. - LGE Non-Mech	LGE-139400-Tools, Shop, and Garage	Additions	107001	2020	10	71,243
0100	148396	Prop. Tax Cap. - LGE Non-Mech	LGE-139400-Tools, Shop, and Garage	Additions	107001	2020	11	71,243
0100	148396	Prop. Tax Cap. - LGE Non-Mech	LGE-139400-Tools, Shop, and Garage	Additions	107001	2020	12	71,243
0100	148396	Prop. Tax Cap. - LGE Non-Mech	LGE-139400-Tools, Shop, and Garage	Additions	107001	2021	1	72,392

0100	148396	Prop. Tax Cap. - LGE Non-Mech	LGE-139400-Tools, Shop, and Garage	Additions	107001	2021	2	72,392
0100	148396	Prop. Tax Cap. - LGE Non-Mech	LGE-139400-Tools, Shop, and Garage	Additions	107001	2021	3	72,392
0100	148396	Prop. Tax Cap. - LGE Non-Mech	LGE-139400-Tools, Shop, and Garage	Additions	107001	2021	4	72,392
0100	148396	Prop. Tax Cap. - LGE Non-Mech	LGE-139400-Tools, Shop, and Garage	Additions	107001	2021	5	72,392
0100	148396	Prop. Tax Cap. - LGE Non-Mech	LGE-139400-Tools, Shop, and Garage	Additions	107001	2021	6	72,392
0100	148396	Prop. Tax Cap. - LGE Non-Mech	LGE-139400-Tools, Shop, and Garage	Additions	107001	2021	7	72,392
0100	148396	Prop. Tax Cap. - LGE Non-Mech	LGE-139400-Tools, Shop, and Garage	Additions	107001	2021	8	72,392
0100	148396	Prop. Tax Cap. - LGE Non-Mech	LGE-139400-Tools, Shop, and Garage	Additions	107001	2021	9	72,392
0100	148396	Prop. Tax Cap. - LGE Non-Mech	LGE-139400-Tools, Shop, and Garage	Additions	107001	2021	10	72,392
0100	148396	Prop. Tax Cap. - LGE Non-Mech	LGE-139400-Tools, Shop, and Garage	Additions	107001	2021	11	72,392
0100	148396	Prop. Tax Cap. - LGE Non-Mech	LGE-139400-Tools, Shop, and Garage	Additions	107001	2021	12	72,392
0100	148396	Prop. Tax Cap. - LGE Non-Mech	LGE-139400-Tools, Shop, and Garage	Additions	107001	2022	1	36,077
0100	148396	Prop. Tax Cap. - LGE Non-Mech	LGE-139400-Tools, Shop, and Garage	Additions	107001	2022	2	36,077
0100	148396	Prop. Tax Cap. - LGE Non-Mech	LGE-139400-Tools, Shop, and Garage	Additions	107001	2022	3	36,077
0100	148396	Prop. Tax Cap. - LGE Non-Mech	LGE-139400-Tools, Shop, and Garage	Additions	107001	2022	4	36,077
0100	148396	Prop. Tax Cap. - LGE Non-Mech	LGE-139400-Tools, Shop, and Garage	Additions	107001	2022	5	36,077
0100	148396	Prop. Tax Cap. - LGE Non-Mech	LGE-139400-Tools, Shop, and Garage	Additions	107001	2022	6	36,077
0100	CXFRM343	NB Transformers - 003430	LGE-136800-Line Transformers	Additions	107001	2020	9	50,084
0100	CXFRM343	NB Transformers - 003430	LGE-136800-Line Transformers	Additions	107001	2020	10	32,215
0100	CXFRM343	NB Transformers - 003430	LGE-136800-Line Transformers	Additions	107001	2020	11	32,215
0100	CXFRM343	NB Transformers - 003430	LGE-136800-Line Transformers	Additions	107001	2020	12	32,216
0100	CXFRM343	NB Transformers - 003430	LGE-136800-Line Transformers	Removals	108901	2020	9	9,363
0100	CXFRM343	NB Transformers - 003430	LGE-136800-Line Transformers	Removals	108901	2020	10	772
0100	CXFRM343	NB Transformers - 003430	LGE-136800-Line Transformers	Removals	108901	2020	11	772
0100	CXFRM343	NB Transformers - 003430	LGE-136800-Line Transformers	Removals	108901	2020	12	772
0100	155292	LEO PADMOUNT SWITCHGEAR 2020	LGE-136700-Electric Distribution -	Additions	107001	2020	12	273,620
0100	155292	LEO PADMOUNT SWITCHGEAR 2020	LGE-136700-Electric Distribution -	Removals	108901	2020	12	26,849
0100	155359	DWNTWN NTWK VAULT RPR 2020	LGE-136700-Electric Distribution -	Additions	107001	2020	12	1,663,116
0100	155359	DWNTWN NTWK VAULT RPR 2020	LGE-136700-Electric Distribution -	Removals	108901	2020	12	43,237
0100	155361	DWNTWN NTWK VENT PRTCT 2020	LGE-136700-Electric Distribution -	Additions	107001	2020	12	709,970
0100	155361	DWNTWN NTWK VENT PRTCT 2020	LGE-136700-Electric Distribution -	Removals	108901	2020	12	97,985
0100	CNBCD343U	NB Comm UG - 003430	LGE-136700-Electric Distribution -	Additions	107001	2020	9	626,104
0100	CNBCD343U	NB Comm UG - 003430	LGE-136700-Electric Distribution -	Additions	107001	2020	10	781,060
0100	CNBCD343U	NB Comm UG - 003430	LGE-136700-Electric Distribution -	Additions	107001	2020	11	745,260
0100	CNBCD343U	NB Comm UG - 003430	LGE-136700-Electric Distribution -	Additions	107001	2020	12	777,324
0100	CNBCD343U	NB Comm UG - 003430	LGE-136700-Electric Distribution -	Removals	108901	2020	9	53,297
0100	CNBCD343U	NB Comm UG - 003430	LGE-136700-Electric Distribution -	Removals	108901	2020	10	6,671
0100	CNBCD343U	NB Comm UG - 003430	LGE-136700-Electric Distribution -	Removals	108901	2020	11	4,740
0100	CNBCD343U	NB Comm UG - 003430	LGE-136700-Electric Distribution -	Removals	108901	2020	12	4,740
0100	CNBSV343U	NB Elect Serv UG - 003430	LGE-136700-Electric Distribution -	Additions	107001	2020	9	100,745
0100	CNBSV343U	NB Elect Serv UG - 003430	LGE-136700-Electric Distribution -	Additions	107001	2020	10	129,024
0100	CNBSV343U	NB Elect Serv UG - 003430	LGE-136700-Electric Distribution -	Additions	107001	2020	11	119,998
0100	CNBSV343U	NB Elect Serv UG - 003430	LGE-136700-Electric Distribution -	Additions	107001	2020	12	140,938
0100	CNBSV343U	NB Elect Serv UG - 003430	LGE-136700-Electric Distribution -	Removals	108901	2020	9	136,069
0100	CNBSV343U	NB Elect Serv UG - 003430	LGE-136700-Electric Distribution -	Removals	108901	2020	10	11,023
0100	CNBSV343U	NB Elect Serv UG - 003430	LGE-136700-Electric Distribution -	Removals	108901	2020	11	11,023
0100	CNBSV343U	NB Elect Serv UG - 003430	LGE-136700-Electric Distribution -	Removals	108901	2020	12	11,023

0100	CRCST343	Cust Requested - 003430	LGE-136700-Electric Distribution -	Additions	107001	2020	9	20,178
0100	CRCST343	Cust Requested - 003430	LGE-136700-Electric Distribution -	Additions	107001	2020	10	28,650
0100	CRCST343	Cust Requested - 003430	LGE-136700-Electric Distribution -	Additions	107001	2020	11	28,650
0100	CRCST343	Cust Requested - 003430	LGE-136700-Electric Distribution -	Additions	107001	2020	12	28,651
0100	CRCST343	Cust Requested - 003430	LGE-136700-Electric Distribution -	Removals	108901	2020	9	3,596
0100	CRCST343	Cust Requested - 003430	LGE-136700-Electric Distribution -	Removals	108901	2020	10	1,792
0100	CRCST343	Cust Requested - 003430	LGE-136700-Electric Distribution -	Removals	108901	2020	11	1,792
0100	CRCST343	Cust Requested - 003430	LGE-136700-Electric Distribution -	Removals	108901	2020	12	1,792
0100	CRDCBL343	Repl Defective Cable - 003430	LGE-136700-Electric Distribution -	Additions	107001	2020	9	126,779
0100	CRDCBL343	Repl Defective Cable - 003430	LGE-136700-Electric Distribution -	Additions	107001	2020	10	118,364
0100	CRDCBL343	Repl Defective Cable - 003430	LGE-136700-Electric Distribution -	Additions	107001	2020	11	179,320
0100	CRDCBL343	Repl Defective Cable - 003430	LGE-136700-Electric Distribution -	Additions	107001	2020	12	245,257
0100	CRDCBL343	Repl Defective Cable - 003430	LGE-136700-Electric Distribution -	Removals	108901	2020	9	90
0100	CRDD343U	Capital Rep Def UG - 003430	LGE-136700-Electric Distribution -	Additions	107001	2020	9	79,865
0100	CRDD343U	Capital Rep Def UG - 003430	LGE-136700-Electric Distribution -	Additions	107001	2020	10	91,845
0100	CRDD343U	Capital Rep Def UG - 003430	LGE-136700-Electric Distribution -	Additions	107001	2020	11	90,740
0100	CRDD343U	Capital Rep Def UG - 003430	LGE-136700-Electric Distribution -	Additions	107001	2020	12	3,472
0100	CRDD343U	Capital Rep Def UG - 003430	LGE-136700-Electric Distribution -	Removals	108901	2020	9	100,975
0100	CRDD343U	Capital Rep Def UG - 003430	LGE-136700-Electric Distribution -	Removals	108901	2020	10	8,155
0100	CRDD343U	Capital Rep Def UG - 003430	LGE-136700-Electric Distribution -	Removals	108901	2020	11	9,260
0100	CRDD343U	Capital Rep Def UG - 003430	LGE-136700-Electric Distribution -	Removals	108901	2020	12	8,158
0100	CSYSEN343	Sys Enh - 003430	LGE-136700-Electric Distribution -	Additions	107001	2020	9	1,778
0100	CSYSEN343	Sys Enh - 003430	LGE-136700-Electric Distribution -	Additions	107001	2020	10	14,980
0100	CSYSEN343	Sys Enh - 003430	LGE-136700-Electric Distribution -	Removals	108901	2020	9	(9)
0100	CTBRD343U	Cap Trouble Orders UG - 003430	LGE-136700-Electric Distribution -	Additions	107001	2020	9	89,224
0100	CTBRD343U	Cap Trouble Orders UG - 003430	LGE-136700-Electric Distribution -	Additions	107001	2020	10	109,705
0100	CTBRD343U	Cap Trouble Orders UG - 003430	LGE-136700-Electric Distribution -	Additions	107001	2020	11	112,324
0100	CTBRD343U	Cap Trouble Orders UG - 003430	LGE-136700-Electric Distribution -	Additions	107001	2020	12	115,259
0100	CTBRD343U	Cap Trouble Orders UG - 003430	LGE-136700-Electric Distribution -	Removals	108901	2020	9	150,841
0100	CTBRD343U	Cap Trouble Orders UG - 003430	LGE-136700-Electric Distribution -	Removals	108901	2020	10	17,125
0100	CTBRD343U	Cap Trouble Orders UG - 003430	LGE-136700-Electric Distribution -	Removals	108901	2020	11	17,676
0100	CTBRD343U	Cap Trouble Orders UG - 003430	LGE-136700-Electric Distribution -	Removals	108901	2020	12	16,023
0100	155363	PILC 2020 LGE CABLE REPL	LGE-136600-Electric Distribution -	Additions	107001	2020	12	10,292,149
0100	155363	PILC 2020 LGE CABLE REPL	LGE-136600-Electric Distribution -	Removals	108901	2020	12	596,545
0100	155365	URD CABLE REPL/REJUV LGE 2020	LGE-136500-Electric Distribution -	Additions	107001	2020	12	1,204,463
0100	157626	N1DT CENTERFIELD/RUSSELL CW	LGE-136500-Electric Distribution -	Additions	107001	2021	12	2,997,338
0100	157626	N1DT CENTERFIELD/RUSSELL CW	LGE-136500-Electric Distribution -	Removals	108901	2021	12	103,550
0100	157627	N1DT CENTERFIELD/RUSSELL SUB	LGE-136500-Electric Distribution -	Additions	107001	2021	6	2,977,521
0100	157627	N1DT CENTERFIELD/RUSSELL SUB	LGE-136500-Electric Distribution -	Additions	107001	2021	7	8,653
0100	157627	N1DT CENTERFIELD/RUSSELL SUB	LGE-136500-Electric Distribution -	Additions	107001	2021	8	8,083
0100	161323	DIST CAPACITORS LGE - 2020	LGE-136500-Electric Distribution -	Additions	107001	2020	9	132,687
0100	161323	DIST CAPACITORS LGE - 2020	LGE-136500-Electric Distribution -	Additions	107001	2020	11	(626)
0100	161323	DIST CAPACITORS LGE - 2020	LGE-136500-Electric Distribution -	Removals	108901	2020	9	20,538
0100	161323	DIST CAPACITORS LGE - 2020	LGE-136500-Electric Distribution -	Removals	108901	2020	11	626
0100	161432	2020 SIO Fuse Savings LGE	LGE-136500-Electric Distribution -	Additions	107001	2020	12	333,073
0100	161432	2020 SIO Fuse Savings LGE	LGE-136500-Electric Distribution -	Removals	108901	2020	12	35,227
0100	CPBWK343	EI Public Works - 003430	LGE-136500-Electric Distribution -	Additions	107001	2020	9	39,137

0100	CPBWK343	El Public Works - 003430	LGE-136500-Electric Distribution -	Additions	107001	2020	10	59,929
0100	CPBWK343	El Public Works - 003430	LGE-136500-Electric Distribution -	Additions	107001	2020	11	68,542
0100	CPBWK343	El Public Works - 003430	LGE-136500-Electric Distribution -	Additions	107001	2020	12	14,032
0100	CPBWK343	El Public Works - 003430	LGE-136500-Electric Distribution -	Removals	108901	2020	9	17,373
0100	CPBWK343	El Public Works - 003430	LGE-136500-Electric Distribution -	Removals	108901	2020	10	1,931
0100	CPBWK343	El Public Works - 003430	LGE-136500-Electric Distribution -	Removals	108901	2020	11	1,931
0100	CPBWK343	El Public Works - 003430	LGE-136500-Electric Distribution -	Removals	108901	2020	12	1,931
0100	CRELD343	Capital Reliability - 003430	LGE-136500-Electric Distribution -	Additions	107001	2020	9	5,492
0100	CRELD343	Capital Reliability - 003430	LGE-136500-Electric Distribution -	Additions	107001	2020	10	5,492
0100	CRELD343	Capital Reliability - 003430	LGE-136500-Electric Distribution -	Additions	107001	2020	11	5,492
0100	CRELD343	Capital Reliability - 003430	LGE-136500-Electric Distribution -	Additions	107001	2020	12	3,990
0100	161077	TPPA-Other 2020	LGE-136400-Electric Distribution -	Additions	107001	2020	12	(74,969)
0100	161077	TPPA-Other 2020	LGE-136400-Electric Distribution -	Removals	108901	2020	12	127
0100	161082	TPPA-ANSCO 2020	LGE-136400-Electric Distribution -	Additions	107001	2020	12	(4,455)
0100	161082	TPPA-ANSCO 2020	LGE-136400-Electric Distribution -	Removals	108901	2020	12	4,989
0100	161083	TPPA-AT&T 2020	LGE-136400-Electric Distribution -	Additions	107001	2020	12	(10,351)
0100	161083	TPPA-AT&T 2020	LGE-136400-Electric Distribution -	Removals	108901	2020	12	10,001
0100	161085	TPPA-Verizon 2020	LGE-136400-Electric Distribution -	Additions	107001	2020	12	(78,802)
0100	161085	TPPA-Verizon 2020	LGE-136400-Electric Distribution -	Removals	108901	2020	12	7,587
0100	20PITP340	2020 PITP Louisville	LGE-136400-Electric Distribution -	Additions	107001	2020	12	3,661,928
0100	20PITP340	2020 PITP Louisville	LGE-136400-Electric Distribution -	Removals	108901	2020	12	792,001
0100	CTPD343	Capital Thrd Party - 003430	LGE-136400-Electric Distribution -	Additions	107001	2020	9	66,146
0100	CTPD343	Capital Thrd Party - 003430	LGE-136400-Electric Distribution -	Additions	107001	2020	10	42,846
0100	CTPD343	Capital Thrd Party - 003430	LGE-136400-Electric Distribution -	Additions	107001	2020	11	42,846
0100	CTPD343	Capital Thrd Party - 003430	LGE-136400-Electric Distribution -	Additions	107001	2020	12	58,568
0100	CTPD343	Capital Thrd Party - 003430	LGE-136400-Electric Distribution -	Removals	108901	2020	9	76,888
0100	CTPD343	Capital Thrd Party - 003430	LGE-136400-Electric Distribution -	Removals	108901	2020	10	7,154
0100	CTPD343	Capital Thrd Party - 003430	LGE-136400-Electric Distribution -	Removals	108901	2020	11	7,154
0100	CTPD343	Capital Thrd Party - 003430	LGE-136400-Electric Distribution -	Removals	108901	2020	12	7,154
0100	157583	SIO-SCADA VOLTAGE CONTROL LGE	LGE-136400-Electric Distribution -	Additions	107001	2020	9	(10,865)
0100	157583	SIO-SCADA VOLTAGE CONTROL LGE	LGE-136400-Electric Distribution -	Additions	107001	2020	10	107,575
0100	157583	SIO-SCADA VOLTAGE CONTROL LGE	LGE-136400-Electric Distribution -	Additions	107001	2020	11	97,355
0100	157583	SIO-SCADA VOLTAGE CONTROL LGE	LGE-136400-Electric Distribution -	Additions	107001	2020	12	84,543
0100	157583	SIO-SCADA VOLTAGE CONTROL LGE	LGE-136400-Electric Distribution -	Additions	107001	2021	1	25,000
0100	157583	SIO-SCADA VOLTAGE CONTROL LGE	LGE-136400-Electric Distribution -	Additions	107001	2021	2	25,000
0100	157583	SIO-SCADA VOLTAGE CONTROL LGE	LGE-136400-Electric Distribution -	Additions	107001	2021	3	25,000
0100	157583	SIO-SCADA VOLTAGE CONTROL LGE	LGE-136400-Electric Distribution -	Additions	107001	2021	4	25,000
0100	157583	SIO-SCADA VOLTAGE CONTROL LGE	LGE-136400-Electric Distribution -	Additions	107001	2021	5	25,000
0100	157583	SIO-SCADA VOLTAGE CONTROL LGE	LGE-136400-Electric Distribution -	Additions	107001	2021	6	25,000
0100	157583	SIO-SCADA VOLTAGE CONTROL LGE	LGE-136400-Electric Distribution -	Additions	107001	2021	7	25,000
0100	157583	SIO-SCADA VOLTAGE CONTROL LGE	LGE-136400-Electric Distribution -	Additions	107001	2021	8	25,000
0100	157583	SIO-SCADA VOLTAGE CONTROL LGE	LGE-136400-Electric Distribution -	Additions	107001	2021	9	25,000
0100	157583	SIO-SCADA VOLTAGE CONTROL LGE	LGE-136400-Electric Distribution -	Additions	107001	2021	10	25,000
0100	157583	SIO-SCADA VOLTAGE CONTROL LGE	LGE-136400-Electric Distribution -	Additions	107001	2021	11	25,000
0100	157583	SIO-SCADA VOLTAGE CONTROL LGE	LGE-136400-Electric Distribution -	Additions	107001	2021	12	25,000
0100	157583	SIO-SCADA VOLTAGE CONTROL LGE	LGE-136400-Electric Distribution -	Additions	107001	2022	1	41,896
0100	157583	SIO-SCADA VOLTAGE CONTROL LGE	LGE-136400-Electric Distribution -	Additions	107001	2022	2	41,896

0100	157584	SIO-LED ST LIGHT CONV-LGE	LGE-137310-Electric Distribution -	Removals	108901	2022	2	12,797
0100	157584	SIO-LED ST LIGHT CONV-LGE	LGE-137310-Electric Distribution -	Removals	108901	2022	3	12,797
0100	157584	SIO-LED ST LIGHT CONV-LGE	LGE-137310-Electric Distribution -	Removals	108901	2022	4	12,797
0100	157584	SIO-LED ST LIGHT CONV-LGE	LGE-137310-Electric Distribution -	Removals	108901	2022	5	12,797
0100	157584	SIO-LED ST LIGHT CONV-LGE	LGE-137310-Electric Distribution -	Removals	108901	2022	6	12,797
0100	155352	Manhole Structural Rep 2020	LGE-136100-Electric Distribution Su	Additions	107001	2020	12	422,024
0100	155352	Manhole Structural Rep 2020	LGE-136100-Electric Distribution Su	Removals	108901	2020	12	-
0100	157188	TEP-CR-Ashbottom-So Park	LGE-135500- KY Elec Transmission -	Additions	107001	2021	4	3,164,449
0100	157188	TEP-CR-Ashbottom-So Park	LGE-135500- KY Elec Transmission -	Removals	108901	2021	4	322,382
0100	L8-2020	Storm Damage T-Line LGE 2020	LGE-135500- KY Elec Transmission -	Additions	107001	2020	9	64,492
0100	L8-2020	Storm Damage T-Line LGE 2020	LGE-135500- KY Elec Transmission -	Additions	107001	2020	10	44,953
0100	L8-2020	Storm Damage T-Line LGE 2020	LGE-135500- KY Elec Transmission -	Additions	107001	2020	11	44,953
0100	L8-2020	Storm Damage T-Line LGE 2020	LGE-135500- KY Elec Transmission -	Additions	107001	2020	12	27,054
0100	LARM-2020	Priority Repl X-Arms LGE 2020	LGE-135500- KY Elec Transmission -	Additions	107001	2020	9	6,769
0100	LARM-2020	Priority Repl X-Arms LGE 2020	LGE-135500- KY Elec Transmission -	Additions	107001	2020	10	30,958
0100	LI-159271	REL Eastwood West MOS	LGE-135500- KY Elec Transmission -	Additions	107001	2021	9	104,400
0100	157845	Mobile Capacitor Bank-LG&E	LGE-135310- KY Elec Transmission -	Additions	107001	2020	12	406,608
0100	161002	POR-Ashbottom Static Mast Rpl	LGE-135310- KY Elec Transmission -	Additions	107001	2020	12	258,378
0100	161044	ROR Spare 345/161 450MVA Xfmr	LGE-135310- KY Elec Transmission -	Additions	107001	2021	1	2,870,251
0100	161045	ROR Spare 345/138 450 MVA Xfmr	LGE-135310- KY Elec Transmission -	Additions	107001	2021	1	3,180,641
0100	LOTFAIL20	LGE-OtherFail-2020	LGE-135310- KY Elec Transmission -	Additions	107001	2020	9	339,295
0100	LOTFAIL20	LGE-OtherFail-2020	LGE-135310- KY Elec Transmission -	Additions	107001	2020	10	36,453
0100	LOTFAIL20	LGE-OtherFail-2020	LGE-135310- KY Elec Transmission -	Removals	108901	2020	9	16,220
0100	SU-000301	PRLY-BG-TA 6651	LGE-135310- KY Elec Transmission -	Additions	107001	2021	8	478,906
0100	SU-000302	PRLY-MT-MC 4531	LGE-135310- KY Elec Transmission -	Additions	107001	2021	12	204,171
0100	SU-000302	PRLY-MT-MC 4531	LGE-135310- KY Elec Transmission -	Removals	108901	2021	12	25,321
0100	SU-000336	PRLY-BY-HB 3891	LGE-135310- KY Elec Transmission -	Additions	107001	2021	8	511,340
0100	SU-000416	PBR-Mud Lane Brkr, PRLY	LGE-135310- KY Elec Transmission -	Additions	107001	2021	5	718,519
0100	SU-000416	PBR-Mud Lane Brkr, PRLY	LGE-135310- KY Elec Transmission -	Removals	108901	2021	5	49,420
0100	160457	Solar Share Array 2 LG&E	LGE-134400-Simp Solar A2 Generators	Additions	107001	2020	9	24,461
0100	156990	TC1 GSU COOLING UPG	LGE-131200-TC Unit 1 Boil	Additions	107001	2021	2	506,790
0100	157471CR	CR GS SL CCR WELL MONITOR 2020	LGE-131200-CR Unit 6 Boil	Removals	108799	2020	12	86,812
0100	IT0618L	Constellation MW Rplmnt-LGE20	LGE-339710- Radios and Telephone	Additions	107001	2020	12	115,475
0100	IT0644-1	Ntwrk Acc Dev&Sit-Indirect-LGE	LGE-339710- Radios and Telephone	Additions	107001	2020	11	6,141
0100	IT0644L	Ntwrk Acc Dev&Site Infra-LGE20	LGE-339710- Radios and Telephone	Additions	107001	2020	11	(16,873)
0100	IT0647L	Network Test Equipment-LGE20	LGE-339710- Radios and Telephone	Additions	107001	2020	12	54,996
0100	IT0649L	Outside Cable Plant-LGE20	LGE-339710- Radios and Telephone	Additions	107001	2020	12	152,426
0100	IT0672L	Telecom Site Ren-LGE20	LGE-339710- Radios and Telephone	Additions	107001	2020	12	28,877
0100	IT0680L	Voice Infra Expansion-LGE20	LGE-339710- Radios and Telephone	Additions	107001	2020	12	80,574
0100	IT0682L	SCADA Radio Refresh-LGE20	LGE-339710- Radios and Telephone	Additions	107001	2020	12	62,717
0100	IT0606L	Bulk Power & Env Systems-LGE20	LGE-339700-KY Microwave,Fiber,Other	Additions	107001	2020	12	110,158
0100	149165	LGE SECURITY EQUIPMENT 2020	LGE-339140-Security Equipment	Additions	107001	2020	11	373,560
0100	IT0722L	Data Center Facility Upg-LGE20	LGE-339130-Computer Eq	Additions	107001	2020	11	76,850
0100	IT0722L	Data Center Facility Upg-LGE20	LGE-339130-Computer Eq	Additions	107001	2020	12	2,650
0100	IT0728L	Access Switch Growth-LGE20	LGE-339130-Computer Eq	Additions	107001	2020	9	53,000
0100	00145FACL	BOC Cooling Towers Data Center	LGE-339010-Common Structures - Gene	Additions	107001	2020	11	354,015
0100	IT0614L	Citrix XenMobile Upgrade-LGE20	LGE-330300-Misc Intang Plant-Softwa	Additions	107001	2020	9	37,563

0100	IT0650L	PeopleSoft Tools Upgrade-LGE20	LGE-330300-Misc Intang Plant-Softwa	Additions	107001	2020	9	331
0100	IT0690L	Aligne Upgrade-LGE20	LGE-330300-Misc Intang Plant-Softwa	Additions	107001	2020	9	87,774
0100	IT0690L	Aligne Upgrade-LGE20	LGE-330300-Misc Intang Plant-Softwa	Additions	107001	2020	10	9,000
0100	IT0695L	SCCM Upgrades-LGE20	LGE-330300-Misc Intang Plant-Softwa	Additions	107001	2020	11	36,700
0100	IT0695L	SCCM Upgrades-LGE20	LGE-330300-Misc Intang Plant-Softwa	Additions	107001	2020	12	5,700
0100	IT0701L	Trans Lines Mobile Insp-LGE20	LGE-330300-Misc Intang Plant-Softwa	Additions	107001	2020	12	159,006
0100	IT0745L	Inventory RFID/Oracle-LGE20	LGE-330300-Misc Intang Plant-Softwa	Additions	107001	2020	12	75,000
0100	IT0752L	Training Tracker Upgrade-LGE20	LGE-330300-Misc Intang Plant-Softwa	Additions	107001	2020	12	133,361
0100	IT0755L	Vehicle Inspection App-LGE20	LGE-330300-Misc Intang Plant-Softwa	Additions	107001	2020	9	277,307
0100	448000024	Small Tools 2020 004480	LGE-239400-Tools, Shop, and Garage	Additions	107001	2020	9	55,979
0100	448000024	Small Tools 2020 004480	LGE-239400-Tools, Shop, and Garage	Additions	107001	2020	10	(0)
0100	406000013	BALLARDSVILLE DIGS-2020	LGE-237800-Gas Distribution - Measu	Additions	107001	2020	9	66,250
0100	406000050	River Road reinforcement - 3	LGE-237600-Gas Distribution - Mains	Additions	107001	2020	9	(18,855)
0100	406000050	River Road reinforcement - 3	LGE-237600-Gas Distribution - Mains	Removals	108799	2020	9	18,855
0100	406000072	BALLARDSVILLE/MOODY LN	LGE-237600-Gas Distribution - Mains	Additions	107001	2020	9	40,783
0100	406000072	BALLARDSVILLE/MOODY LN	LGE-237600-Gas Distribution - Mains	Removals	108799	2020	9	58,465
0100	20TOOL343	TOOLS AND EQUIPMENT 2020	LGE-139400-Tools, Shop, and Garage	Additions	107001	2020	11	41,354
0100	157051	SCM2020 LGE CAP&PIN INSUL UPGD	LGE-136200- KY Elect Dist Substati	Additions	107001	2020	11	89,407
0100	157051	SCM2020 LGE CAP&PIN INSUL UPGD	LGE-136200- KY Elect Dist Substati	Additions	107001	2020	12	42,630
0100	157051	SCM2020 LGE CAP&PIN INSUL UPGD	LGE-136200- KY Elect Dist Substati	Removals	108901	2020	11	21,452
0100	161058	CR7 Evap Cooling Pipe Repl	LGE-134300-Cane Run 7 Prime Mover	Removals	108901	2020	9	2,089
0100	159973	MC Turb Cntrl Hrdw Refr	LGE-131400-Mill Creek Unit 4 Turbog	Additions	107001	2021	2	280,619
0100	135122	MC1 PJFF Bags 2021	LGE-131200-MC Unit 1 Boil ECR 2011	Additions	107001	2021	3	1,129,000
0100	135122	MC1 PJFF Bags 2021	LGE-131200-MC Unit 1 Boil ECR 2011	Removals	108901	2021	3	115,000
0100	IT0668L	Site Security Improve-LGE20	LGE-339710- Radios and Telephone	Additions	107001	2020	10	13,543
0100	IT0668L	Site Security Improve-LGE20	LGE-339710- Radios and Telephone	Additions	107001	2020	11	809
0100	IT0716L	UC&C/CUCM Major Upgrade-LGE20	LGE-339700-KY Microwave,Fiber,Other	Additions	107001	2020	10	49,831
0100	IT0716L	UC&C/CUCM Major Upgrade-LGE20	LGE-339700-KY Microwave,Fiber,Other	Additions	107001	2020	11	3,579
0100	IT0716L	UC&C/CUCM Major Upgrade-LGE20	LGE-339700-KY Microwave,Fiber,Other	Additions	107001	2020	12	597
0100	IT0637L	Monitor Replacement-LGE20	LGE-339131-Personal Computers	Additions	107001	2020	11	56,180
0100	149481	Misc Retail Hardware 2020 LG&E	LGE-339130-Computer Eq	Additions	107001	2020	12	104,664
0100	IT0656L	CIP Router Refr Project-LGE20	LGE-339130-Computer Eq	Additions	107001	2020	11	215,727
0100	IT0661L	Ser Cap Expan and Rel-LGE20	LGE-339130-Computer Eq	Additions	107001	2020	12	26,500
0100	IT0681L	Wirelss Accs Point Grwth-LGE20	LGE-339130-Computer Eq	Additions	107001	2020	9	106,000
0100	IT0696L	RSA Appliance Upgrade-LGE20	LGE-339130-Computer Eq	Additions	107001	2020	9	26,500
0100	IT0720L	Computing Infra Upgrade-LGE20	LGE-339130-Computer Eq	Additions	107001	2020	12	111,065
0100	153018	FAC & SITE IMPROVE LTP-LGE	LGE-339010-Common Structures - Gene	Additions	107001	2020	12	5,960
0100	153021	REPL FAILED EQUIP LTP-LGE	LGE-339010-Common Structures - Gene	Additions	107001	2020	12	27,183
0100	IT0377L	CyberArk Enhancements-LGE20	LGE-330300-Misc Intang Plant-Softwa	Additions	107001	2020	12	265,008
0100	IT0633L	Microsoft Lic True-up-LGE20	LGE-330300-Misc Intang Plant-Softwa	Additions	107001	2020	9	10,706
0100	IT0633L	Microsoft Lic True-up-LGE20	LGE-330300-Misc Intang Plant-Softwa	Additions	107001	2020	11	10,600
0100	IT0634L	Mbl & Wrkst Lic True-up-LGE20	LGE-330300-Misc Intang Plant-Softwa	Additions	107001	2020	10	38,057
0100	IT0634L	Mbl & Wrkst Lic True-up-LGE20	LGE-330300-Misc Intang Plant-Softwa	Additions	107001	2020	12	1,693
0100	IT0651L	Pers Product Grow & Ref-LGE20	LGE-330300-Misc Intang Plant-Softwa	Additions	107001	2020	10	115,142
0100	IT0651L	Pers Product Grow & Ref-LGE20	LGE-330300-Misc Intang Plant-Softwa	Additions	107001	2020	11	2,120
0100	IT0651L	Pers Product Grow & Ref-LGE20	LGE-330300-Misc Intang Plant-Softwa	Additions	107001	2020	12	57,638
0100	IT0694L	Windows 10 CBB Upgrade-LGE20	LGE-330300-Misc Intang Plant-Softwa	Additions	107001	2020	12	160,269

0100	IT0713L	eGIS - Trans Ops View-LGE20-21	LGE-330300-Misc Intang Plant-Softwa	Additions	107001	2021	2	145,092
0100	IT0713L	eGIS - Trans Ops View-LGE20-21	LGE-330300-Misc Intang Plant-Softwa	Additions	107001	2021	3	4,500
0100	IT0733L	Auto Workflow Engine-PS-LGE20	LGE-330300-Misc Intang Plant-Softwa	Additions	107001	2020	12	76,501
0100	IT0740CG	Gas Control Op Train Sim-LGE20	LGE-330300-Misc Intang Plant-Softwa	Additions	107001	2020	10	100,000
0100	IT0740CG	Gas Control Op Train Sim-LGE20	LGE-330300-Misc Intang Plant-Softwa	Additions	107001	2020	11	100,000
0100	IT0740CG	Gas Control Op Train Sim-LGE20	LGE-330300-Misc Intang Plant-Softwa	Additions	107001	2020	12	100,000
0100	IT0913L	BI Upgrade-LGE20	LGE-330300-Misc Intang Plant-Softwa	Additions	107001	2020	11	38,690
0100	IT0913L	BI Upgrade-LGE20	LGE-330300-Misc Intang Plant-Softwa	Additions	107001	2020	12	1,060
0100	419000002	Small Tools 2020 004190	LGE-239620-Power Op Equip - Other	Additions	107001	2020	9	158,859
0100	419000002	Small Tools 2020 004190	LGE-239620-Power Op Equip - Other	Additions	107001	2020	11	13,592
0100	419000002	Small Tools 2020 004190	LGE-239620-Power Op Equip - Other	Additions	107001	2020	12	17,985
0100	419000006	Equipment - backhoe 2020	LGE-239620-Power Op Equip - Other	Additions	107001	2020	9	69,831
0100	406000052	Regulator Assemblies 2020	LGE-237800-Gas Distribution - Measu	Additions	107001	2020	9	297,530
0100	406000052	Regulator Assemblies 2020	LGE-237800-Gas Distribution - Measu	Additions	107001	2020	10	(15,934)
0100	406000052	Regulator Assemblies 2020	LGE-237800-Gas Distribution - Measu	Removals	108799	2020	9	64,129
0100	406000052	Regulator Assemblies 2020	LGE-237800-Gas Distribution - Measu	Removals	108799	2020	10	15,934
0100	155315	LEO TOOLS AND EQUIPMENT 2020	LGE-139400-Tools, Shop, and Garage	Additions	107001	2020	9	22,645
0100	161197	Grade Lane Sub Spare XFRMR	LGE-136200- KY Elect Dist Substati	Additions	107001	2020	12	1,271,521
0100	LI-160603	REL Freys Hill MOS	LGE-135500- KY Elec Transmission -	Additions	107001	2020	11	607,530
0100	LI-160603	REL Freys Hill MOS	LGE-135500- KY Elec Transmission -	Removals	108901	2020	11	5,483
0100	132003	TC CT HGP Insp Unit 9	LGE-134300-TC 9 Prime Movers	Additions	107001	2021	12	1,616,079
0100	132003	TC CT HGP Insp Unit 9	LGE-134300-TC 9 Prime Movers	Removals	108901	2021	12	113,251
0100	153083LGE	TC CT MAJOR INSPECTION #1	LGE-134300-TC 5 Prime Movers	Additions	107001	2021	5	2,928,247
0100	153083LGE	TC CT MAJOR INSPECTION #1	LGE-134300-TC 5 Prime Movers	Removals	108901	2021	5	116,000
0100	155127	GS GenEng Tsfrmer Protection	LGE-131600-Mill Creek Unit 4 Misc.	Additions	107001	2021	3	33,725
0100	155127	GS GenEng Tsfrmer Protection	LGE-131600-Mill Creek Unit 4 Misc.	Additions	107001	2021	4	33,725
0100	155127	GS GenEng Tsfrmer Protection	LGE-131600-Mill Creek Unit 4 Misc.	Additions	107001	2021	10	15,275
0100	155127	GS GenEng Tsfrmer Protection	LGE-131600-Mill Creek Unit 4 Misc.	Additions	107001	2021	11	33,725
0100	155127	GS GenEng Tsfrmer Protection	LGE-131600-Mill Creek Unit 4 Misc.	Additions	107001	2022	3	33,725
0100	155127	GS GenEng Tsfrmer Protection	LGE-131600-Mill Creek Unit 4 Misc.	Additions	107001	2022	4	33,725
0100	161177	GS Transformer Prot MC2	LGE-131500-Mill Creek Unit 2 Access	Additions	107001	2021	6	170,768
0100	154325	MC Flyash Silo "B" Baghouse	LGE-131200-MC Unit 4 Boil	Additions	107001	2020	9	104,146
0100	154325	MC Flyash Silo "B" Baghouse	LGE-131200-MC Unit 4 Boil	Additions	107001	2020	11	375,000
0100	154325	MC Flyash Silo "B" Baghouse	LGE-131200-MC Unit 4 Boil	Removals	108901	2020	11	100,000
0100	154554	MC1 Rear RH Weld Overlay	LGE-131200-MC Unit 1 Boil	Additions	107001	2021	4	1,480,752
0100	154554	MC1 Rear RH Weld Overlay	LGE-131200-MC Unit 1 Boil	Removals	108901	2021	4	98,669
0100	135120	MC4 PJFF Bags 2020	LGE-131200-MC Unit 4 Boil ECR 2011	Additions	107001	2020	11	1,614,183
0100	135120	MC4 PJFF Bags 2020	LGE-131200-MC Unit 4 Boil ECR 2011	Additions	107001	2020	12	78,000
0100	135120	MC4 PJFF Bags 2020	LGE-131200-MC Unit 4 Boil ECR 2011	Removals	108901	2020	11	120,000
0100	SC0035	Storm Emergen Rack-AOC-LGE20	LGE-339010-Common Structures - Gene	Additions	107001	2020	9	10,850
0100	IT0697L	Replace ACS Servers-LGE20	LGE-339130-Computer Eq	Additions	107001	2020	9	26,500
0100	IT1019L	Net Pack Broke&Tap Infra-LGE20	LGE-339130-Computer Eq	Additions	107001	2020	10	159,000
0100	00079FACL	EOC Roof Replace	LGE-339010-Common Structures - Gene	Additions	107001	2020	10	266,817
0100	00079FACL	EOC Roof Replace	LGE-339010-Common Structures - Gene	Removals	108901	2020	10	22,202
0100	IT0554L	IRAS PIM Post Impl Mods-LGE19	LGE-330300-Misc Intang Plant-Softwa	Additions	107001	2020	12	90,000
0100	450000008	Small Tools 2020 004500	LGE-239400-Tools, Shop, and Garage	Additions	107001	2020	9	4,414
0100	450000008	Small Tools 2020 004500	LGE-239400-Tools, Shop, and Garage	Additions	107001	2020	10	10,605

0100	450000008	Small Tools 2020 004500	LGE-239400-Tools, Shop, and Garage	Additions	107001	2020	11	10,018
0100	450000008	Small Tools 2020 004500	LGE-239400-Tools, Shop, and Garage	Additions	107001	2020	12	4,707
0100	448000016	Security Upg at Mag & Center	LGE-235700- KY Gas Storage Undergrd	Additions	107001	2020	12	10,007
0100	448000018	Storage Field Trunkline Mod	LGE-235700- KY Gas Storage Undergrd	Additions	107001	2020	9	(0)
0100	447000009	Tanks Storage Field & St Waste	LGE-235400-Gas Storage Undg. - Comp	Additions	107001	2020	10	0
0100	448000022	Magnolia Engine Room Floor	LGE-235140- KY Gas Storage Undergr	Additions	107001	2020	9	(0)
0100	157667	SCM2020 TOOLS & EQUIP 003560	LGE-139400-Tools, Shop, and Garage	Additions	107001	2020	10	5,722
0100	157667	SCM2020 TOOLS & EQUIP 003560	LGE-139400-Tools, Shop, and Garage	Additions	107001	2020	12	5,999
0100	155110LGE	BRCT6 Gen Prot Relay Upgr-LGE	LGE-134500-EWB 6 Acessory Electric	Additions	107001	2020	11	51,256
0100	157265LGE	BRCT7 AVR Upgrade - LGE	LGE-134300-EWB 7 Prime Movers	Additions	107001	2020	10	83,309
0100	157265LGE	BRCT7 AVR Upgrade - LGE	LGE-134300-EWB 7 Prime Movers	Removals	108901	2020	10	5,150
0100	157263LGE	BRCT6 AVR Upgrade - LGE	LGE-134300-EWB 6 Prime Movers	Additions	107001	2020	10	83,704
0100	157263LGE	BRCT6 AVR Upgrade - LGE	LGE-134300-EWB 6 Prime Movers	Removals	108901	2020	10	5,228
0100	150064LGE	TC2 TILE & FLIGHT REPLACE	LGE-131200-TC Unit 2 Boil	Additions	107001	2020	10	5,077
0100	153028LGE	TC FUEL BLEND FEEDER REPL	LGE-131600-Trimble Unit 2 Misc. Pow	Additions	107001	2021	9	143,922
0100	153028LGE	TC FUEL BLEND FEEDER REPL	LGE-131600-Trimble Unit 2 Misc. Pow	Additions	107001	2022	4	43,922
0100	148132	GS GE CV Landfill Instrum	LGE-131600-Mill Creek Unit 4 Misc.	Additions	107001	2021	4	10,645
0100	148132	GS GE CV Landfill Instrum	LGE-131600-Mill Creek Unit 4 Misc.	Additions	107001	2021	5	10,645
0100	148132	GS GE CV Landfill Instrum	LGE-131600-Mill Creek Unit 4 Misc.	Additions	107001	2021	6	10,645
0100	148132	GS GE CV Landfill Instrum	LGE-131600-Mill Creek Unit 4 Misc.	Additions	107001	2021	7	10,645
0100	148132	GS GE CV Landfill Instrum	LGE-131600-Mill Creek Unit 4 Misc.	Additions	107001	2022	4	10,855
0100	148132	GS GE CV Landfill Instrum	LGE-131600-Mill Creek Unit 4 Misc.	Additions	107001	2022	5	10,855
0100	148132	GS GE CV Landfill Instrum	LGE-131600-Mill Creek Unit 4 Misc.	Additions	107001	2022	6	10,855
0100	152665LGE	TC2 B FD FAN OVERHAUL LGE	LGE-131200-TC Unit 2 Boil	Additions	107001	2020	11	4,104
0100	155651LGE	TC2 EXPANSION JOINTS 2020-	LGE-131200-TC Unit 2 Boil	Additions	107001	2020	11	31,700
0100	157191LGE	TC2 LOWER SLOPE WW REPL#	LGE-131200-TC Unit 2 Boil	Additions	107001	2021	5	180,471
0100	157191LGE	TC2 LOWER SLOPE WW REPL#	LGE-131200-TC Unit 2 Boil	Removals	108901	2021	5	44,832
0100	159934LGE	TC2 MDBFP/ID FAN RELAY UPG-	LGE-131500-Trimble Unit 2 FGD Acces	Additions	107001	2020	11	7,138
0100	161273LGE	TC2 MDBFP VOITH OH-	LGE-131200-TC Unit 2 Boil	Additions	107001	2020	10	40,237
0100	161276LGE	TC2 TD BFP RECIRC VALVES-	LGE-131200-TC Unit 2 Boil	Additions	107001	2020	10	22,725
0100	159840	Transp Garage Equip 2020	LGE-339400-Tools, Shop, Garage Equi	Additions	107001	2020	9	43,952
0100	159840	Transp Garage Equip 2020	LGE-339400-Tools, Shop, Garage Equi	Additions	107001	2021	1	10,699
0100	159840	Transp Garage Equip 2020	LGE-339400-Tools, Shop, Garage Equi	Additions	107001	2021	4	10,685
0100	159840	Transp Garage Equip 2020	LGE-339400-Tools, Shop, Garage Equi	Additions	107001	2021	7	10,681
0100	159840	Transp Garage Equip 2020	LGE-339400-Tools, Shop, Garage Equi	Additions	107001	2021	10	10,659
0100	159840	Transp Garage Equip 2020	LGE-339400-Tools, Shop, Garage Equi	Additions	107001	2022	1	10,699
0100	159840	Transp Garage Equip 2020	LGE-339400-Tools, Shop, Garage Equi	Additions	107001	2022	4	10,685
0100	141620	Meter Shop Eqp LG&E EI 2020	LGE-339400-Tools, Shop, Garage Equi	Additions	107001	2020	9	10,490
0100	SC0034	StandUp Lift-AOC-LGE20	LGE-339400-Tools, Shop, Garage Equi	Additions	107001	2020	12	50,000
0100	IT0418L	CorpFirewall Rpl/Upg 1/2-LGE20	LGE-339130-Computer Eq	Additions	107001	2021	11	212,000
0100	IT0645L	Ntwrk Acc Dev & Gateways-LGE20	LGE-339130-Computer Eq	Additions	107001	2020	9	9,010
0100	IT0645L	Ntwrk Acc Dev & Gateways-LGE20	LGE-339130-Computer Eq	Additions	107001	2020	10	7,950
0100	IT0645L	Ntwrk Acc Dev & Gateways-LGE20	LGE-339130-Computer Eq	Additions	107001	2020	11	7,950
0100	IT0645L	Ntwrk Acc Dev & Gateways-LGE20	LGE-339130-Computer Eq	Additions	107001	2020	12	1,590
0100	IT0660L	Sec Infra Enhancements-LGE20	LGE-339130-Computer Eq	Additions	107001	2020	10	(52)
0100	IT0664L	LogRhythm (CIP)-LGE20	LGE-339130-Computer Eq	Additions	107001	2020	12	29,150
0100	IT0757L	Wireless AP Refresh-LGE20	LGE-339130-Computer Eq	Additions	107001	2020	10	(135)

0100	IT0727L	AP SADE Enhancements-LGE20	LGE-330300-Misc Intang Plant-Softwa	Additions	107001	2020	12	67,500
0100	419000016	AIR FILLING STATION 2020	LGE-239620-Power Op Equip - Other	Additions	107001	2020	9	96,461
0100	419000016	AIR FILLING STATION 2020	LGE-239620-Power Op Equip - Other	Additions	107001	2020	10	18,669
0100	451000003	Small Tools 2020 004510	LGE-239400-Tools, Shop, and Garage	Additions	107001	2020	9	28,071
0100	451000003	Small Tools 2020 004510	LGE-239400-Tools, Shop, and Garage	Additions	107001	2020	10	169
0100	451000003	Small Tools 2020 004510	LGE-239400-Tools, Shop, and Garage	Additions	107001	2020	11	1,394
0100	451000003	Small Tools 2020 004510	LGE-239400-Tools, Shop, and Garage	Additions	107001	2020	12	299
0100	460000001	Small Tools 2020 004600	LGE-239400-Tools, Shop, and Garage	Additions	107001	2020	9	18,046
0100	450000005	Upgrade CG Transmitters	LGE-237900-Gas Distribution - City	Additions	107001	2020	9	(164)
0100	450000005	Upgrade CG Transmitters	LGE-237900-Gas Distribution - City	Additions	107001	2020	10	27,538
0100	450000005	Upgrade CG Transmitters	LGE-237900-Gas Distribution - City	Removals	108901	2020	9	1,879
0100	448000032	Storage Fld Barricades 2020	LGE-235700- KY Gas Storage Undergrd	Additions	107001	2020	9	49,357
0100	160555	Doe Run Stor Piggability 2020	LGE-235300- KY Gas Storage Undergrd	Additions	107001	2020	11	1,088,959
0100	160555	Doe Run Stor Piggability 2020	LGE-235300- KY Gas Storage Undergrd	Removals	108901	2020	11	9,342
0100	447500003	Install Cntrl Vlvs Wells 2020	LGE-235255- KY Gas Stor UG	Additions	107001	2020	11	268,950
0100	155314	SCM2020 LGE TXFMR TOOLS	LGE-139400-Tools, Shop, and Garage	Additions	107001	2020	12	750
0100	157002	SCM2020 LGE WILDLIFE PROTECT	LGE-136200- KY Elect Dist Substati	Additions	107001	2020	9	64,921
0100	157002	SCM2020 LGE WILDLIFE PROTECT	LGE-136200- KY Elect Dist Substati	Additions	107001	2020	10	6,000
0100	157002	SCM2020 LGE WILDLIFE PROTECT	LGE-136200- KY Elect Dist Substati	Additions	107001	2020	11	6,000
0100	157002	SCM2020 LGE WILDLIFE PROTECT	LGE-136200- KY Elect Dist Substati	Additions	107001	2020	12	7,933
0100	L9-2020	Priority Repl T-Lines LGE 2020	LGE-135500- KY Elec Transmission -	Additions	107001	2020	9	1,207,264
0100	L9-2020	Priority Repl T-Lines LGE 2020	LGE-135500- KY Elec Transmission -	Removals	108901	2020	9	15,378
0100	SU-000303	PRLY-CP 3852	LGE-135310- KY Elec Transmission -	Additions	107001	2021	12	239,987
0100	SU-000340	PRLY-FH-LY 6691	LGE-135310- KY Elec Transmission -	Additions	107001	2021	8	1,890,946
0100	SU-000341	PRLY-HK-TA 6688	LGE-135310- KY Elec Transmission -	Additions	107001	2021	11	2,271,252
0100	SU-000341	PRLY-HK-TA 6688	LGE-135310- KY Elec Transmission -	Removals	108901	2021	11	115,642
0100	159876LGE	TC CT GFI UPGRADE-	LGE-134300-TC 7 Prime Movers	Additions	107001	2020	9	69,262
0100	159873LGE	TC CT HYDRAULIC PUMP UPG-	LGE-134300-TC 10 Prime Movers	Additions	107001	2020	12	84,938
0100	153022LGE	TC2 CEM SHELTER REPL	LGE-131200-TC Unit 2 Boil	Additions	107001	2020	11	20
0100	153022LGE	TC2 CEM SHELTER REPL	LGE-131200-TC Unit 2 Boil	Additions	107001	2020	12	55,473
0100	153022LGE	TC2 CEM SHELTER REPL	LGE-131200-TC Unit 2 Boil	Removals	108901	2020	11	557
0100	156848LGE	TC MATERIAL HAND OFFICE-	LGE-131100-TC Unit 2 Struc	Additions	107001	2020	10	45,000
0100	156848LGE	TC MATERIAL HAND OFFICE-	LGE-131100-TC Unit 2 Struc	Additions	107001	2020	11	54,750
0100	156848LGE	TC MATERIAL HAND OFFICE-	LGE-131100-TC Unit 2 Struc	Additions	107001	2020	12	150,000
0100	161124	MC G1 Conv Blt Replace	LGE-131200-MC Unit 4 Boil	Removals	108901	2020	10	1,990
0100	156788	MC2 Precipitator	LGE-131200-MC Unit 2 Boil	Additions	107001	2021	4	371
0100	00073FACL	BOC MAIN BLDG RENOVATION LGE	LGE-339010-Common Structures - Gene	Additions	107001	2021	12	839,899
0100	IT0602L	Access Switch Rotation-LGE20	LGE-339130-Computer Eq	Additions	107001	2020	9	(20)
0100	IT0646L	Network Management-LGE20	LGE-339130-Computer Eq	Additions	107001	2020	9	17,225
0100	IT0646L	Network Management-LGE20	LGE-339130-Computer Eq	Additions	107001	2020	10	1,325
0100	IT0646L	Network Management-LGE20	LGE-339130-Computer Eq	Additions	107001	2020	11	1,325
0100	IT0719L	Computing Infra Expand-LGE20	LGE-339130-Computer Eq	Additions	107001	2020	9	35,882
0100	IT0719L	Computing Infra Expand-LGE20	LGE-339130-Computer Eq	Additions	107001	2020	10	628,047
0100	IT1021L	Impl SD-WAN (Phase 1)-LGE20	LGE-339130-Computer Eq	Additions	107001	2020	9	58,535
0100	IT1021L	Impl SD-WAN (Phase 1)-LGE20	LGE-339130-Computer Eq	Additions	107001	2020	10	19,663
0100	IT1021L	Impl SD-WAN (Phase 1)-LGE20	LGE-339130-Computer Eq	Additions	107001	2020	11	77,092
0100	IT0673L	TOA Upgrade-LGE20	LGE-330300-Misc Intang Plant-Softwa	Additions	107001	2021	6	139,500

0100	451000004	Repl Vlv at CG & Dist Reg Fac	LGE-237900-Gas Distribution - City	Additions	107001	2020	9	(1,862)
0100	451000004	Repl Vlv at CG & Dist Reg Fac	LGE-237900-Gas Distribution - City	Removals	108901	2020	9	1,862
0100	160260	IR Drop Coupon Mon Sys 2020	LGE-236700-Gas Transmission - Mains	Additions	107001	2020	9	0
0100	160260	IR Drop Coupon Mon Sys 2020	LGE-236700-Gas Transmission - Mains	Additions	107001	2020	10	50,000
0100	160260	IR Drop Coupon Mon Sys 2020	LGE-236700-Gas Transmission - Mains	Additions	107001	2021	7	200,822
0100	160260	IR Drop Coupon Mon Sys 2020	LGE-236700-Gas Transmission - Mains	Additions	107001	2021	8	26,475
0100	160260	IR Drop Coupon Mon Sys 2020	LGE-236700-Gas Transmission - Mains	Additions	107001	2021	9	22,675
0100	157007	SCM2020 LGE TOOLS & EQUIPMENT	LGE-139400-Tools, Shop, and Garage	Additions	107001	2020	9	57,852
0100	157007	SCM2020 LGE TOOLS & EQUIPMENT	LGE-139400-Tools, Shop, and Garage	Additions	107001	2020	12	(284)
0100	160232	TANKER UPGRADE	LGE-139400-Tools, Shop, and Garage	Additions	107001	2020	12	665
0100	157036	SCM2020 LGE REPL LGCY OIL BRKR	LGE-136200- KY Elect Dist Substati	Additions	107001	2020	12	586,724
0100	157036	SCM2020 LGE REPL LGCY OIL BRKR	LGE-136200- KY Elect Dist Substati	Removals	108901	2020	12	93,333
0100	157037	SCM2020 LGE REPL LEGACY RTU	LGE-136200- KY Elect Dist Substati	Additions	107001	2020	9	121,169
0100	157037	SCM2020 LGE REPL LEGACY RTU	LGE-136200- KY Elect Dist Substati	Additions	107001	2020	10	20,460
0100	157037	SCM2020 LGE REPL LEGACY RTU	LGE-136200- KY Elect Dist Substati	Additions	107001	2020	12	494
0100	157037	SCM2020 LGE REPL LEGACY RTU	LGE-136200- KY Elect Dist Substati	Removals	108901	2020	9	1,146
0100	162175	SCM2020 LGE LEGACY ARRST REPL	LGE-136200- KY Elect Dist Substati	Additions	107001	2020	11	45,153
0100	162175	SCM2020 LGE LEGACY ARRST REPL	LGE-136200- KY Elect Dist Substati	Additions	107001	2020	12	13,603
0100	162175	SCM2020 LGE LEGACY ARRST REPL	LGE-136200- KY Elect Dist Substati	Removals	108901	2020	11	8,127
0100	157181	REL Pleasant Grove Motors	LGE-135500- KY Elec Transmission -	Additions	107001	2020	9	87,621
0100	157181	REL Pleasant Grove Motors	LGE-135500- KY Elec Transmission -	Removals	108901	2020	9	-
0100	144514	GS CDM CIP Ver 8.0 LGE	LGE-131500-Mill Creek Unit 4 Access	Additions	107001	2021	8	36,536
0100	144514	GS CDM CIP Ver 8.0 LGE	LGE-131500-Mill Creek Unit 4 Access	Additions	107001	2021	9	4,567
0100	144514	GS CDM CIP Ver 8.0 LGE	LGE-131500-Mill Creek Unit 4 Access	Additions	107001	2021	10	4,567
0100	144514	GS CDM CIP Ver 8.0 LGE	LGE-131500-Mill Creek Unit 4 Access	Additions	107001	2021	11	4,567
0100	144514	GS CDM CIP Ver 8.0 LGE	LGE-131500-Mill Creek Unit 4 Access	Additions	107001	2021	12	4,567
0100	157285	STT Equip Simulators-GL	LGE-339010-Common Structures - Gene	Additions	107001	2020	9	6,924
0100	00149FACL	BOC Holding Tank/Chillers 2020	LGE-339010-Common Structures - Gene	Additions	107001	2021	2	651,650
0100	147798	EMS APP ENHANCEMENTS-LGE-2020	LGE-330300-Misc Intang Plant-Softwa	Additions	107001	2020	10	29,895
0100	IT0623L	FieldNet SoftwareUpgr-LGE20	LGE-330300-Misc Intang Plant-Softwa	Additions	107001	2020	9	13,658
0100	IT0623L	FieldNet SoftwareUpgr-LGE20	LGE-330300-Misc Intang Plant-Softwa	Additions	107001	2020	10	2,092
0100	160517	Odorant Tank Level Probes 2020	LGE-237800-Gas Distribution - Measu	Additions	107001	2020	9	280
0100	160517	Odorant Tank Level Probes 2020	LGE-237800-Gas Distribution - Measu	Additions	107001	2020	10	(280)
0100	451000022	Upgr Globe Valve Reg - 2020	LGE-237800-Gas Distribution - Measu	Additions	107001	2020	9	(0)
0100	406000051	River Road reinforcement - 4	LGE-237600-Gas Distribution - Mains	Additions	107001	2020	9	201,746
0100	406000051	River Road reinforcement - 4	LGE-237600-Gas Distribution - Mains	Additions	107001	2020	10	148,570
0100	406000051	River Road reinforcement - 4	LGE-237600-Gas Distribution - Mains	Additions	107001	2020	11	76,521
0100	406000051	River Road reinforcement - 4	LGE-237600-Gas Distribution - Mains	Additions	107001	2020	12	75,000
0100	406000070	LAGRANGE DEER FIELDS REINF	LGE-237600-Gas Distribution - Mains	Additions	107001	2020	9	(11,685)
0100	406000070	LAGRANGE DEER FIELDS REINF	LGE-237600-Gas Distribution - Mains	Removals	108799	2020	9	11,685
0100	160228	FLIR IR Camera	LGE-139400-Tools, Shop, and Garage	Additions	107001	2020	9	34,196
0100	160229	TRACTOR TO HAUL FORK-LIFT	LGE-139400-Tools, Shop, and Garage	Additions	107001	2020	9	165,499
0100	160229	TRACTOR TO HAUL FORK-LIFT	LGE-139400-Tools, Shop, and Garage	Additions	107001	2020	12	29,842
0100	157897	EE Business Dvlp LG&E 2020	LGE-136920-Electric Distribution -	Additions	107001	2020	10	149,538
0100	160227	UPGRADE 14KV GND TRANSF	LGE-136200- KY Elect Dist Substati	Additions	107001	2020	9	116,024
0100	160227	UPGRADE 14KV GND TRANSF	LGE-136200- KY Elect Dist Substati	Additions	107001	2020	10	73,406
0100	160227	UPGRADE 14KV GND TRANSF	LGE-136200- KY Elect Dist Substati	Additions	107001	2021	8	140,775

0100	160227	UPGRADE 14KV GND TRANSF	LGE-136200- KY Elect Dist Substati	Additions	107001	2021	9	56,310
0100	160227	UPGRADE 14KV GND TRANSF	LGE-136200- KY Elect Dist Substati	Additions	107001	2021	10	13,867
0100	160227	UPGRADE 14KV GND TRANSF	LGE-136200- KY Elect Dist Substati	Removals	108901	2020	9	58,421
0100	160227	UPGRADE 14KV GND TRANSF	LGE-136200- KY Elect Dist Substati	Removals	108901	2020	10	3,307
0100	160227	UPGRADE 14KV GND TRANSF	LGE-136200- KY Elect Dist Substati	Removals	108901	2021	8	22,524
0100	160227	UPGRADE 14KV GND TRANSF	LGE-136200- KY Elect Dist Substati	Removals	108901	2021	9	22,524
0100	157153	REL Conestoga Motors	LGE-135500- KY Elec Transmission -	Additions	107001	2020	11	114,487
0100	132931	GS CDM Lrg Format LGE	LGE-131600-Mill Creek Unit 4 Misc.	Additions	107001	2020	11	27,555
0100	159971	MC JA Feeder Replacement	LGE-131200-MC Unit 4 Boil	Additions	107001	2020	11	108,655
0100	159971	MC JA Feeder Replacement	LGE-131200-MC Unit 4 Boil	Removals	108901	2020	11	15,000
0100	154644	MC 2F Recyc Pump OVERHAUL 2020	LGE-131200-Mill Creek Unit 2 SO2 Bo	Additions	107001	2020	10	72,000
0100	154644	MC 2F Recyc Pump OVERHAUL 2020	LGE-131200-Mill Creek Unit 2 SO2 Bo	Removals	108901	2020	10	3,886
0100	159966	MC4 WATERWALL PANELS	LGE-131200-MC Unit 4 Boil	Additions	107001	2020	11	1,031,000
0100	159966	MC4 WATERWALL PANELS	LGE-131200-MC Unit 4 Boil	Additions	107001	2020	12	352,000
0100	159966	MC4 WATERWALL PANELS	LGE-131200-MC Unit 4 Boil	Removals	108901	2020	11	200,000
0100	159808	STT Gas Trng Bld RR	LGE-339300-Stores Equipment	Additions	107001	2020	12	433,168
0100	160066	STT Trng City Gas Lab	LGE-339300-Stores Equipment	Additions	107001	2020	11	803,893
0100	147806	ROUTINE EMS-LGE 2020	LGE-339130-Computer Eq	Additions	107001	2020	12	6,055
0100	IT0619L	Core Network Infra-LGE20	LGE-339130-Computer Eq	Additions	107001	2020	10	93,975
0100	IT0619L	Core Network Infra-LGE20	LGE-339130-Computer Eq	Additions	107001	2020	11	12,025
0100	00078FACL	EOC Parking Lot Resize	LGE-339010-Common Structures - Gene	Additions	107001	2020	10	380,308
0100	445000002	SMALL TOOLS 2020	LGE-239400-Tools, Shop, and Garage	Additions	107001	2020	9	(0)
0100	406000071	WITHERSPOON REPLACEMENT	LGE-237600-Gas Distribution - Mains	Additions	107001	2020	12	3,316,798
0100	406000071	WITHERSPOON REPLACEMENT	LGE-237600-Gas Distribution - Mains	Removals	108799	2020	12	69,048
0100	157031	SCM2020 LGE LEGACY RELAY REPL	LGE-136200- KY Elect Dist Substati	Additions	107001	2020	10	61,030
0100	157031	SCM2020 LGE LEGACY RELAY REPL	LGE-136200- KY Elect Dist Substati	Additions	107001	2020	11	8,980
0100	157031	SCM2020 LGE LEGACY RELAY REPL	LGE-136200- KY Elect Dist Substati	Additions	107001	2020	12	18,896
0100	157031	SCM2020 LGE LEGACY RELAY REPL	LGE-136200- KY Elect Dist Substati	Removals	108901	2020	10	103
0100	157040	SCM2020 LGE OIL CONTAIN UPGRD	LGE-136200- KY Elect Dist Substati	Additions	107001	2020	10	135,674
0100	157040	SCM2020 LGE OIL CONTAIN UPGRD	LGE-136200- KY Elect Dist Substati	Additions	107001	2020	12	(21,412)
0100	139726	TC1 REPLACE TURBINE RM ROOF	LGE-131600-Trimble Unit 1 Misc. Pow	Additions	107001	2020	10	361,685
0100	139726	TC1 REPLACE TURBINE RM ROOF	LGE-131600-Trimble Unit 1 Misc. Pow	Removals	108901	2020	10	78,499
0100	133076	GS GE Dam Impnd	LGE-131600-Mill Creek Unit 4 Misc.	Additions	107001	2020	10	36,219
0100	133076	GS GE Dam Impnd	LGE-131600-Mill Creek Unit 4 Misc.	Additions	107001	2021	4	8,979
0100	133076	GS GE Dam Impnd	LGE-131600-Mill Creek Unit 4 Misc.	Additions	107001	2021	5	8,979
0100	133076	GS GE Dam Impnd	LGE-131600-Mill Creek Unit 4 Misc.	Additions	107001	2021	6	8,979
0100	133076	GS GE Dam Impnd	LGE-131600-Mill Creek Unit 4 Misc.	Additions	107001	2021	7	8,979
0100	133076	GS GE Dam Impnd	LGE-131600-Mill Creek Unit 4 Misc.	Additions	107001	2022	4	8,592
0100	133076	GS GE Dam Impnd	LGE-131600-Mill Creek Unit 4 Misc.	Additions	107001	2022	5	8,592
0100	133076	GS GE Dam Impnd	LGE-131600-Mill Creek Unit 4 Misc.	Additions	107001	2022	6	8,592
0100	154633	MC 1E Recycle Pump OVERHAUL	LGE-131200-Mill Creek Unit 1 SO2 Bo	Additions	107001	2020	9	24,324
0100	154633	MC 1E Recycle Pump OVERHAUL	LGE-131200-Mill Creek Unit 1 SO2 Bo	Additions	107001	2020	10	7,000
0100	154633	MC 1E Recycle Pump OVERHAUL	LGE-131200-Mill Creek Unit 1 SO2 Bo	Additions	107001	2020	11	47,000
0100	154633	MC 1E Recycle Pump OVERHAUL	LGE-131200-Mill Creek Unit 1 SO2 Bo	Removals	108901	2020	9	5,000
0100	156996LGE	TC FIRE SYSTEM UPG-Phase 1	LGE-131200-TC Unit 2 Boil	Additions	107001	2020	12	317,167
0100	159936	TC1 ELEVATOR UPGRADE	LGE-131100-TC Unit 1 Struc	Additions	107001	2020	10	79,528
0100	159936	TC1 ELEVATOR UPGRADE	LGE-131100-TC Unit 1 Struc	Removals	108901	2020	10	153,042

0100	IT0721L	KY SDN Implement Phase 2-LGE20	LGE-339130-Computer Eq	Additions	107001	2020	10	109,343
0100	IT0721L	KY SDN Implement Phase 2-LGE20	LGE-339130-Computer Eq	Additions	107001	2020	11	15,900
0100	IT0721L	KY SDN Implement Phase 2-LGE20	LGE-339130-Computer Eq	Additions	107001	2020	12	7,257
0100	147035	MC CH Railroad Track 2020	LGE-131100-MC Unit 4 Struc	Additions	107001	2020	11	146,000
0100	147035	MC CH Railroad Track 2020	LGE-131100-MC Unit 4 Struc	Removals	108901	2020	11	25,000
0100	147036	MC Matl Handling Chutes 2020	LGE-131100-MC Unit 4 Struc	Additions	107001	2020	11	280,000
0100	147036	MC Matl Handling Chutes 2020	LGE-131100-MC Unit 4 Struc	Removals	108901	2020	11	25,000
0100	156978	TC1 HEATER CONTROLS UPGD	LGE-131200-TC Unit 1 Boil	Additions	107001	2021	11	454,416
0100	156978	TC1 HEATER CONTROLS UPGD	LGE-131200-TC Unit 1 Boil	Removals	108901	2021	11	49,258
0100	159964	MC 4B Hydrocycl Fd Pump	LGE-131200-MC Unit 4 Boil	Additions	107001	2020	12	18,000
0100	159964	MC 4B Hydrocycl Fd Pump	LGE-131200-MC Unit 4 Boil	Removals	108901	2020	12	2,000
0100	159969	MC4 Coal Fdrs 4D&E	LGE-131200-MC Unit 4 Boil	Additions	107001	2020	9	97,081
0100	159969	MC4 Coal Fdrs 4D&E	LGE-131200-MC Unit 4 Boil	Additions	107001	2020	10	97,000
0100	159969	MC4 Coal Fdrs 4D&E	LGE-131200-MC Unit 4 Boil	Additions	107001	2020	11	41,000
0100	159969	MC4 Coal Fdrs 4D&E	LGE-131200-MC Unit 4 Boil	Additions	107001	2020	12	40,000
0100	159969	MC4 Coal Fdrs 4D&E	LGE-131200-MC Unit 4 Boil	Removals	108901	2020	11	20,000
0100	IT0639L	MFD Growth and Refresh-LGE20	LGE-339130-Computer Eq	Additions	107001	2020	12	530,000
0100	450000007	Enh Security CG & Lrg Reg Sta	LGE-237900-Gas Distribution - City	Additions	107001	2020	11	0
0100	LI-160050	DSP N1DT STR Centerfield Sub	LGE-135500- KY Elec Transmission -	Additions	107001	2020	9	(611)
0100	LI-160050	DSP N1DT STR Centerfield Sub	LGE-135500- KY Elec Transmission -	Removals	108901	2020	9	5,031
0100	157167	PR13 Battery Replacement	LGE-134500-PR 13 Accessory Electric	Additions	107001	2020	12	16,088
0100	157167	PR13 Battery Replacement	LGE-134500-PR 13 Accessory Electric	Removals	108901	2020	12	1,352
0100	155158LGE	BRCT7 Quench Cooler Nozzle-LGE	LGE-134300-EWB 7 Prime Movers	Additions	107001	2020	10	54,454
0100	155158LGE	BRCT7 Quench Cooler Nozzle-LGE	LGE-134300-EWB 7 Prime Movers	Removals	108901	2020	10	485
0100	150037	TC1 UPPER ARCH REPLACE**	LGE-131600-Trimble Unit 1 Misc. Pow	Additions	107001	2021	11	382,513
0100	147043	MC4 Expansion Joints 2020	LGE-131200-MC Unit 4 Boil	Additions	107001	2020	11	91,494
0100	147043	MC4 Expansion Joints 2020	LGE-131200-MC Unit 4 Boil	Removals	108901	2020	11	17,109
0100	147068	MC Conveyor Belts 2020	LGE-131600-Mill Creek Unit 4 Misc.	Additions	107001	2020	12	107,000
0100	147068	MC Conveyor Belts 2020	LGE-131600-Mill Creek Unit 4 Misc.	Removals	108901	2020	12	16,000
0100	151291	MC Coal Barge Unloader MCC	LGE-131200-MC Unit 4 Boil	Additions	107001	2020	11	303,859
0100	151291	MC Coal Barge Unloader MCC	LGE-131200-MC Unit 4 Boil	Removals	108901	2020	11	20,000
0100	154654	MC 4B CTP OVERHAUL 2020	LGE-131400-Mill Creek Unit 4 Turbog	Additions	107001	2020	10	120,000
0100	154654	MC 4B CTP OVERHAUL 2020	LGE-131400-Mill Creek Unit 4 Turbog	Additions	107001	2020	11	26,000
0100	154654	MC 4B CTP OVERHAUL 2020	LGE-131400-Mill Creek Unit 4 Turbog	Removals	108901	2020	11	5,000
0100	147084	MC4 Volt Regulator	LGE-131400-Mill Creek Unit 4 Turbog	Additions	107001	2020	10	303,787
0100	147084	MC4 Volt Regulator	LGE-131400-Mill Creek Unit 4 Turbog	Removals	108901	2020	10	5,000
0100	154707	TC1 LOWER FURNACE WW REPL	LGE-131200-TC Unit 1 Boil	Additions	107001	2021	11	812,294
0100	165000	TC1 FRONT SLOPE TOP BEND	LGE-131200-TC Unit 1 Boil	Additions	107001	2021	11	780,337
0100	165000	TC1 FRONT SLOPE TOP BEND	LGE-131200-TC Unit 1 Boil	Removals	108901	2021	11	173,428
0100	143606	MC4 DCS Upgrade	LGE-131200-MC Unit 4 Boil	Additions	107001	2020	11	804,421
0100	143606	MC4 DCS Upgrade	LGE-131200-MC Unit 4 Boil	Additions	107001	2020	12	1,000
0100	159962	MC 3A Hydrocycl Fd Pump	LGE-131200-MC Unit 3 Boil	Additions	107001	2020	12	18,000
0100	159962	MC 3A Hydrocycl Fd Pump	LGE-131200-MC Unit 3 Boil	Removals	108901	2020	12	2,000
0100	IT0622L	Endpoint Protect License-LGE20	LGE-330300-Misc Intang Plant-Softwa	Additions	107001	2020	11	2,650
0100	153078	TC1 SCR CATALYST L3 NEW	LGE-131600-Trimble Unit 1 Misc. Pow	Additions	107001	2021	11	2,162,055
0100	153078	TC1 SCR CATALYST L3 NEW	LGE-131600-Trimble Unit 1 Misc. Pow	Removals	108901	2021	11	51,310
0100	147049	MC Misc Equipment 2020	LGE-131600-Mill Creek Unit 4 Misc.	Additions	107001	2020	11	188,000

0100	147049	MC Misc Equipment 2020	LGE-131600-Mill Creek Unit 4 Misc.	Additions	107001	2020	12	9,000
0100	147062	MC Misc Lab Equipment 2020	LGE-131600-Mill Creek Unit 4 Misc.	Additions	107001	2020	11	10,000
0100	147070	MC Safety Equipment 2020	LGE-131600-Mill Creek Unit 4 Misc.	Additions	107001	2020	11	34,000
0100	156730	MC4 Service Water Valves 2020	LGE-131200-MC Unit 4 Boil	Additions	107001	2020	11	95,000
0100	156730	MC4 Service Water Valves 2020	LGE-131200-MC Unit 4 Boil	Removals	108901	2020	11	5,000
0100	147060	MC3 Rear Slope & Lower WW	LGE-131200-MC Unit 3 Boil	Additions	107001	2021	11	2,896,000
0100	147060	MC3 Rear Slope & Lower WW	LGE-131200-MC Unit 3 Boil	Removals	108901	2021	11	196,000
0100	157000	SCM2020 LGE MISC NESC COMPL	LGE-136200- KY Elect Dist Substati	Additions	107001	2020	12	29,681
0100	157026	SCM2020 LGE MISC CAPITAL SUB	LGE-136200- KY Elect Dist Substati	Additions	107001	2020	12	49,096
0100	157026	SCM2020 LGE MISC CAPITAL SUB	LGE-136200- KY Elect Dist Substati	Removals	108901	2020	12	80
0100	157041	SCM2020 LGE SUB BLDNG & GND	LGE-136200- KY Elect Dist Substati	Additions	107001	2020	12	49,317
0100	157041	SCM2020 LGE SUB BLDNG & GND	LGE-136200- KY Elect Dist Substati	Removals	108901	2020	12	-
0100	161157	BOC MEDICAL CLINIC	LGE-339010-Common Structures - Gene	Additions	107001	2020	12	3,517
0100	161157	BOC MEDICAL CLINIC	LGE-339010-Common Structures - Gene	Removals	108901	2020	12	-
0100	161064	AOC MEDICAL CLINIC	LGE-339010-Common Structures - Gene	Additions	107001	2020	12	18,217
0100	161087	MAG 16 CUT OUTS	LGE-236700-Gas Transmission - Mains	Additions	107001	2020	9	96,828
0100	161087	MAG 16 CUT OUTS	LGE-236700-Gas Transmission - Mains	Additions	107001	2020	11	250,000
0100	161087	MAG 16 CUT OUTS	LGE-236700-Gas Transmission - Mains	Removals	108799	2020	9	12,069
0100	158592	WT1210 CIFI 2019	LGE-136500-Electric Distribution -	Additions	107001	2020	9	97,300
0100	158592	WT1210 CIFI 2019	LGE-136500-Electric Distribution -	Removals	108901	2020	9	2,240
0100	161146LGE	TC2 FINAL RH LEAD INLET LEG-	LGE-131200-TC Unit 2 Boil	Additions	107001	2020	11	13,854
0100	157032	SCM2020 LGE LEGACY AIR MAG BRK	LGE-136200- KY Elect Dist Substati	Additions	107001	2020	9	431,505
0100	157032	SCM2020 LGE LEGACY AIR MAG BRK	LGE-136200- KY Elect Dist Substati	Additions	107001	2020	10	40,000
0100	157032	SCM2020 LGE LEGACY AIR MAG BRK	LGE-136200- KY Elect Dist Substati	Additions	107001	2020	11	40,000
0100	157032	SCM2020 LGE LEGACY AIR MAG BRK	LGE-136200- KY Elect Dist Substati	Additions	107001	2020	12	79,744
0100	157032	SCM2020 LGE LEGACY AIR MAG BRK	LGE-136200- KY Elect Dist Substati	Removals	108901	2020	9	10,309
0100	158588	DX1223 CIFI 2019	LGE-136500-Electric Distribution -	Additions	107001	2020	12	274,455
0100	158588	DX1223 CIFI 2019	LGE-136500-Electric Distribution -	Removals	108901	2020	12	54,491
0100	158589	MC1261 CIFI 2019	LGE-136500-Electric Distribution -	Additions	107001	2020	12	90,848
0100	158589	MC1261 CIFI 2019	LGE-136500-Electric Distribution -	Removals	108901	2020	12	14,076
0100	159259	TEP Ford-Frey 69kV	LGE-136500-Electric Distribution -	Additions	107001	2020	11	305,094
0100	159259	TEP Ford-Frey 69kV	LGE-136500-Electric Distribution -	Removals	108901	2020	11	29,449
0100	159680	CR-Olin-Tip Top 69kV-TEP	LGE-136500-Electric Distribution -	Additions	107001	2021	12	233,158
0100	159680	CR-Olin-Tip Top 69kV-TEP	LGE-136500-Electric Distribution -	Removals	108901	2021	12	32,936
0100	161183	SM1235 Ckt Hardening	LGE-136500-Electric Distribution -	Additions	107001	2020	12	378,399
0100	161183	SM1235 Ckt Hardening	LGE-136500-Electric Distribution -	Removals	108901	2020	12	43,577
0100	161306	NA1269	LGE-136400-Electric Distribution -	Additions	107001	2020	9	530,861
0100	161306	NA1269	LGE-136400-Electric Distribution -	Removals	108901	2020	9	33,191
0100	161455	Oxmoor Exit Cable Repl	LGE-136500-Electric Distribution -	Additions	107001	2020	9	258,796
0100	161455	Oxmoor Exit Cable Repl	LGE-136500-Electric Distribution -	Removals	108901	2020	9	22,923
0100	161499	VIB Breaker Repl	LGE-136200- KY Elect Dist Substati	Additions	107001	2020	9	(5,396)
0100	161499	VIB Breaker Repl	LGE-136200- KY Elect Dist Substati	Additions	107001	2020	12	(52)
0100	161499	VIB Breaker Repl	LGE-136200- KY Elect Dist Substati	Removals	108901	2020	9	5,515
0100	161646	Billtown Rd. Sect. 1	LGE-136920-Electric Distribution -	Additions	107001	2020	12	712,632
0100	161646	Billtown Rd. Sect. 1	LGE-136920-Electric Distribution -	Removals	108901	2020	12	47,186
0100	161705	N1DT CENTERFIELD SUB TRANS	LGE-135310- KY Elec Transmission -	Additions	107001	2021	12	1,809,538
0100	161745	FORD LAP Excess Facilities	LGE-136920-Electric Distribution -	Additions	107001	2020	9	380,481

0100	161745	FORD LAP Excess Facilities	LGE-136920-Electric Distribution -	Additions	107001	2020	10	458,922
0100	161745	FORD LAP Excess Facilities	LGE-136920-Electric Distribution -	Removals	108901	2020	9	36,255
0100	161802	Algonquin Exit Cable Repl	LGE-136500-Electric Distribution -	Additions	107001	2020	12	(27,110)
0100	161802	Algonquin Exit Cable Repl	LGE-136500-Electric Distribution -	Removals	108901	2020	12	30,621
0100	161855	WHAS-11116	LGE-136500-Electric Distribution -	Additions	107001	2020	12	573,078
0100	161855	WHAS-11116	LGE-136500-Electric Distribution -	Removals	108901	2020	12	17,443
0100	161442	WK A CUT OUTS	LGE-236700-Gas Transmission - Mains	Additions	107001	2020	9	327,077
0100	161442	WK A CUT OUTS	LGE-236700-Gas Transmission - Mains	Removals	108799	2020	9	395
0100	161630	MC 1 & 2 Wet/Dry Overlay	LGE-131200-Mill Creek Unit 2 SO2 Bo	Additions	107001	2021	12	81,240
0100	161631	MC 1A BCP OVERHAUL 2020	LGE-131200-MC Unit 1 Boil	Removals	108901	2020	9	5,582
0100	161709	MC1&2 Absorber Mechanical Seal	LGE-131200-Mill Creek Unit 2 SO2 Bo	Additions	107001	2020	10	149,428
0100	161709	MC1&2 Absorber Mechanical Seal	LGE-131200-Mill Creek Unit 2 SO2 Bo	Additions	107001	2020	12	30,000
0100	161709	MC1&2 Absorber Mechanical Seal	LGE-131200-Mill Creek Unit 2 SO2 Bo	Removals	108901	2020	10	14,101
0100	161709	MC1&2 Absorber Mechanical Seal	LGE-131200-Mill Creek Unit 2 SO2 Bo	Removals	108901	2020	11	(70,000)
0100	161909	TC1 COAL MILL SPRING CAN UPGD	LGE-131200-TC Unit 1 Boil	Additions	107001	2020	12	214,974
0100	GSSLRWTRL	GS SL Reagent Water Sys - LGE	LGE-131600-Mill Creek Unit 4 Misc.	Additions	107001	2020	10	24,960
0100	GSSLPWCRL	GS SL Ash Pond Wells - CR	LGE-131200-CR Unit 6 Boil	Removals	108799	2020	9	72,567
0100	161891	PPLC Smart Gap-LGE	LGE-135310- KY Elec Transmission -	Additions	107001	2021	2	77,940
0100	LI-161695	TL Computer Rel Hware-LG&E	LGE-330300-Misc Intang Plant-Softwa	Additions	107001	2020	10	23,131
0100	LI-161857	SPIR Middletown-Trimble Co Sw	LGE-135500- KY Elec Transmission -	Additions	107001	2020	9	(6,604)
0100	161635LGE	BOC 1 CASHIER RECON LGE	LGE-339010-Common Structures - Gene	Additions	107001	2020	9	631
0100	161722	AOC WAREHOUSE HEATERS	LGE-339010-Common Structures - Gene	Additions	107001	2020	9	89,019
0100	161723LGE	Corporate Sec Renov-L	LGE-339010-Common Structures - Gene	Additions	107001	2020	12	73,605
0100	161723LGE	Corporate Sec Renov-L	LGE-339010-Common Structures - Gene	Removals	108901	2020	12	24,220
0100	162207	BOC 1 STAIRWELL AND STORAGE	LGE-339010-Common Structures - Gene	Additions	107001	2020	9	18,834
0100	162207	BOC 1 STAIRWELL AND STORAGE	LGE-339010-Common Structures - Gene	Removals	108901	2020	9	2,018
0100	162340	AOC Exterior Sec Upgrade	LGE-339010-Common Structures - Gene	Additions	107001	2020	10	305,718
0100	162340	AOC Exterior Sec Upgrade	LGE-339010-Common Structures - Gene	Removals	108901	2020	10	38,349
0100	162341	AOC Interior Sec Upgrade	LGE-339010-Common Structures - Gene	Additions	107001	2020	10	343,076
0100	IT0352L	Exp/Repl Cust Comm Chan-LGE18	LGE-330300-Misc Intang Plant-Softwa	Additions	107001	2020	9	137
0100	IT0352L	Exp/Repl Cust Comm Chan-LGE18	LGE-330300-Misc Intang Plant-Softwa	Additions	107001	2020	10	16,511
0100	IT0352L	Exp/Repl Cust Comm Chan-LGE18	LGE-330300-Misc Intang Plant-Softwa	Additions	107001	2020	11	149,683
0100	IT0352L	Exp/Repl Cust Comm Chan-LGE18	LGE-330300-Misc Intang Plant-Softwa	Additions	107001	2020	12	20,003
0100	IT0390L	Oracle Financial Upg-LGE20-21	LGE-330300-Misc Intang Plant-Softwa	Additions	107001	2021	4	8,794,157
0100	IT0390L	Oracle Financial Upg-LGE20-21	LGE-330300-Misc Intang Plant-Softwa	Additions	107001	2021	5	804,895
0100	IT0775L	RPA-EDO/Rev Integrity-LGE20	LGE-330300-Misc Intang Plant-Softwa	Additions	107001	2020	9	28,691
0100	IT0775L	RPA-EDO/Rev Integrity-LGE20	LGE-330300-Misc Intang Plant-Softwa	Additions	107001	2020	10	1,109
0100	IT0779L	RPA - Control & Treasury-LGE20	LGE-330300-Misc Intang Plant-Softwa	Additions	107001	2020	12	87,450
0100	IT0780L	OTAP Replace-LGE20	LGE-330300-Misc Intang Plant-Softwa	Additions	107001	2020	9	355,318
0100	IT0780L	OTAP Replace-LGE20	LGE-330300-Misc Intang Plant-Softwa	Additions	107001	2020	10	73,080
0100	IT0780L	OTAP Replace-LGE20	LGE-330300-Misc Intang Plant-Softwa	Additions	107001	2020	11	53,426
0100	IT0774CG	OG Field Verification-LGE19-20	LGE-330330-Cloud Software NonCurrnt	Additions	107006	2020	9	74,108
0100	IT0774CG	OG Field Verification-LGE19-20	LGE-330330-Cloud Software NonCurrnt	Additions	107006	2020	10	98,389
0100	IT0774CG	OG Field Verification-LGE19-20	LGE-330330-Cloud Software NonCurrnt	Additions	107006	2020	11	49,000
0100	161659	SCM2020 LGE REPL BUSHINGS	LGE-136200- KY Elect Dist Substati	Additions	107001	2020	9	42,007
0100	161659	SCM2020 LGE REPL BUSHINGS	LGE-136200- KY Elect Dist Substati	Additions	107001	2020	10	7,908
0100	161659	SCM2020 LGE REPL BUSHINGS	LGE-136200- KY Elect Dist Substati	Removals	108901	2020	9	8,698

0100	161804	Plainview Exit Cable Repl	LGE-136500-Electric Distribution -	Additions	107001	2020	12	238,142
0100	161804	Plainview Exit Cable Repl	LGE-136500-Electric Distribution -	Removals	108901	2020	12	30,621
0100	162272	SCM2020 Louisville Battery	LGE-136200- KY Elect Dist Substati	Additions	107001	2020	12	(4,119)
0100	162272	SCM2020 Louisville Battery	LGE-136200- KY Elect Dist Substati	Removals	108901	2020	12	1,372
0100	161655LGE	STT HIGH VOLT DEMO TRL LGE	LGE-339400-Tools, Shop, Garage Equi	Additions	107001	2020	10	26,515
0100	161447	CR7 CCI Valves 2020	LGE-134300-Cane Run 7 Prime Mover	Additions	107001	2020	10	24,165
0100	161650LGE	TC ELECTROMECH RELAYS-2020	LGE-131500-Trimble Unit 2 FGD Acces	Additions	107001	2020	9	153,052
0100	161707LGE	TC LAB RO SYSTEM UPGRADE-	LGE-131200-TC Unit 2 Boil	Additions	107001	2020	12	31,992
0100	161915LGE	TC UPGD SW PUMP TRAIN - C-	LGE-131200-TC Unit 2 Boil	Additions	107001	2020	12	61,843
0100	161915LGE	TC UPGD SW PUMP TRAIN - C-	LGE-131200-TC Unit 2 Boil	Removals	108901	2020	12	144
0100	162218LGE	TC CT INSTALL LED LIGHTING-	LGE-134300-TC 5 Prime Movers	Additions	107001	2020	12	7,747
0100	GSSLOPCTL	GS SL Oil Particle Counter-LGE	LGE-131600-Mill Creek Unit 4 Misc.	Additions	107001	2020	10	17,461
0100	IT0773L	Distr Cust Track Enhance-LGE20	LGE-330300-Misc Intang Plant-Softwa	Additions	107001	2020	10	7,434
0100	IT0773L	Distr Cust Track Enhance-LGE20	LGE-330300-Misc Intang Plant-Softwa	Additions	107001	2020	11	53,317
0100	161805	Grady Exit Cable Repl	LGE-136500-Electric Distribution -	Additions	107001	2020	12	(28,269)
0100	161805	Grady Exit Cable Repl	LGE-136500-Electric Distribution -	Removals	108901	2020	12	28,269
0100	161494LGE	TC MOORING CELL UPGD 2020-	LGE-131100-TC Unit 2 Struc	Additions	107001	2020	9	840
0100	161711	MC 1A Hydrocyclone Feed Pump	LGE-131200-MC Unit 1 Boil	Additions	107001	2020	9	73,380
0100	161711	MC 1A Hydrocyclone Feed Pump	LGE-131200-MC Unit 1 Boil	Removals	108901	2020	9	2,000
0100	GSSLBTUCL	GS SL BTU Calorimeter - LGE	LGE-131600-Mill Creek Unit 4 Misc.	Additions	107001	2020	10	81,334
0100	161852LGE	SSC ENGINEERING FACILITY - LGE	LGE-339010-Common Structures - Gene	Additions	107001	2021	12	3,890,409
0100	161463LGE	TC LAB EQUIPMENT 2020-	LGE-131600-Trimble Unit 2 Misc. Pow	Additions	107001	2020	12	17,279
0100	161482LGE	TC LED LIGHTING 2020-	LGE-131100-TC Unit 2 Struc	Additions	107001	2020	9	114,566
0100	161496LGE	TC IMPOUND IMPROVE 2020-	LGE-131200-TC Unit 2 Boil	Additions	107001	2020	9	46,164
0100	161496LGE	TC IMPOUND IMPROVE 2020-	LGE-131200-TC Unit 2 Boil	Removals	108901	2020	9	26,709
0100	161507LGE	TC MAT HANDLING STRUCT-UPGD	LGE-131200-TC Unit 2 Boil	Additions	107001	2020	9	18,663
0100	SU-000453	POR Plainview Battery	LGE-135310- KY Elec Transmission -	Removals	108901	2020	9	369
0100	161806	Ethel Exit Cable Repl	LGE-136500-Electric Distribution -	Additions	107001	2020	12	631,718
0100	161806	Ethel Exit Cable Repl	LGE-136500-Electric Distribution -	Removals	108901	2020	12	81,206
0100	406000079	Preston Hwy HP Reinforcement	LGE-237600-Gas Distribution - Mains	Additions	107001	2020	12	2,733,311
0100	161466LGE	TC LAB MONITORS 2020-	LGE-131600-Trimble Unit 2 Misc. Pow	Additions	107001	2020	12	65,028
0100	161489LGE	TC PREDICTIVE EQUIP 2020-	LGE-131600-Trimble Unit 2 Misc. Pow	Additions	107001	2020	12	1,883
0100	161638	TC1 MDCT FILL & DRIFT ELIM	LGE-131400-Trimble Unit 1 Turbogene	Additions	107001	2020	12	249,363
0100	161710	MC B1 Reactant Supply Pump	LGE-131200-MC Unit 4 Boil	Additions	107001	2020	9	65,000
0100	161484LGE	TC SAFETY & ERT 2020-	LGE-131600-Trimble Unit 2 Misc. Pow	Additions	107001	2020	12	30,034
0100	162328	MC Landfill Closure 2020	LGE-131100-MC Unit 4 Struc	Removals	108901	2020	10	308,000
0100	161486LGE	TC COAL CONVEYOR BELTS-2020	LGE-131200-TC Unit 2 Boil	Additions	107001	2020	12	16,752
0100	161488	TC VEHICLES 2020-	LGE-131600-Trimble Unit 1 Misc. Pow	Additions	107001	2020	12	101,226
0100	151496	SCM2019 LGE RPL SUB BATTERY	LGE-136200- KY Elect Dist Substati	Additions	107001	2020	12	(1,505)
0100	161470	2020 RECEIVE 1 XFRM FROM KU	LGE-136800-Line Transformers	Additions	107001	2020	12	(735)
0100	158152	MC SynMat Plant RETIREMENT	LGE-131200-MC4 SO2 Boil	Removals	108901	2020	12	(25,000)
0100	158153	MC Beneficial Reuse RETIREMENT	LGE-131200-MC4 SO2 Boil	Removals	108901	2020	12	(25,000)
0100	155513	TC CCR New Const Proces Pd LGE	LGE-131200-TC2 Boil ECR 2016 NT	Additions	107001	2020	9	172,425
0100	CKYTCR340	KYTC Reimb LGE Ops	LGE-136400-Electric Distribution -	Additions	107001	2020	9	(383)
0100	CKYTCR340	KYTC Reimb LGE Ops	LGE-136400-Electric Distribution -	Removals	108901	2020	9	383
0100	158583	AB1207 Ckt Hardening	LGE-136500-Electric Distribution -	Removals	108901	2020	9	20,646
0100	156465	SSC TRSFMR SHOP RR AND BREAK	LGE-339030-Common Structures - Stor	Additions	107001	2020	9	119,204

0100	156465	SSC TRSFMR SHOP RR AND BREAK	LGE-339030-Common Structures - Stor	Removals	108901	2020	9	(10)
0100	161970	PR11 Battery Replace 20	LGE-134500-Paddys GT - 11 Accessory	Removals	108901	2020	9	731
0100	406000047	River Road Reinforcement - 2	LGE-237600-Gas Distribution - Mains	Removals	108799	2020	9	145,710
0100	155539	St. Helens Land Purchase	LGE-237412-Gas Distribution Land	Additions	107001	2020	9	443,540
0100	134198	CR CNL-DLPRK 69KV	LGE-135600- KY Elec Transmission -	Additions	107001	2020	9	-
0100	134198	CR CNL-DLPRK 69KV	LGE-135600- KY Elec Transmission -	Removals	108901	2020	9	93,242
0100	160691	Grady 1462 Duct-Cable Replace	LGE-136500-Electric Distribution -	Additions	107001	2020	9	21
0100	160691	Grady 1462 Duct-Cable Replace	LGE-136500-Electric Distribution -	Removals	108901	2020	9	9,379
0100	160592	TC1 BCWP OVERHAUL 2019	LGE-131200-TC Unit 1 Boil	Removals	108901	2020	9	4,066
0100	00031FACL	EOC SPACE EXPANSION	LGE-339010-Common Structures - Gene	Additions	107001	2020	12	67,014
0100	152683LGE	TC2 B BFP OVERHAUL LGE	LGE-131200-TC Unit 2 Boil	Additions	107001	2020	9	103,333
0100	152683LGE	TC2 B BFP OVERHAUL LGE	LGE-131200-TC Unit 2 Boil	Removals	108901	2020	9	5,079
0100	IT0076L	Oracle Financial Upgr-LGE20-21	LGE-330300-Misc Intang Plant-Softwa	Additions	107001	2020	9	0
0100	CNBSV340U	NB Elect Serv UG - 003400	LGE-136700-Electric Distribution -	Additions	107001	2020	9	25,778
0100	CNBSV340U	NB Elect Serv UG - 003400	LGE-136700-Electric Distribution -	Removals	108901	2020	9	5,798
0100	CRDCBL340	Repl Defective Cable - 003400	LGE-136700-Electric Distribution -	Additions	107001	2020	9	865
0100	CRDCBL340	Repl Defective Cable - 003400	LGE-136700-Electric Distribution -	Removals	108901	2020	9	(531)
0100	SU-000062	PRLY-Nachand-Wattrson (6667)	LGE-135310- KY Elec Transmission -	Removals	108901	2020	9	-
0100	138400	TC1 SH DMW REPLACE	LGE-131200-TC Unit 1 Boil	Removals	108901	2020	9	43,624
0100	144542	CR7 NGCC HGP (2020)	LGE-134300-Cane Run 7 Prime Mover	Removals	108901	2020	9	715,594
0100	158598	BOC Bldg Restoration (Ext)	LGE-339010-Common Structures - Gene	Additions	107001	2020	9	778,991
0100	158598	BOC Bldg Restoration (Ext)	LGE-339010-Common Structures - Gene	Removals	108901	2020	9	9,544
0100	LI-158437	TEP-CR-Eastwood-Simpsnvl 69kV	LGE-135500- KY Elec Transmission -	Removals	108901	2020	9	83,392
0100	LINS-2019	Priority Repl Insltrs LGE 2019	LGE-135500- KY Elec Transmission -	Removals	108901	2020	9	2,707
0100	PMR414	Priority Main Replacement	LGE-237620-Gas Line Tracker - Mains	Additions	107001	2020	9	-
0100	PMR414	Priority Main Replacement	LGE-237620-Gas Line Tracker - Mains	Removals	108799	2020	9	-
0100	PMR414	Priority Main Replacement	LGE-237620-Gas Line Tracker - Mains	Removals	108901	2020	9	-
0100	149311	MAG DEHY ABSORBER MANWAYS	LGE-235600-Gas Storage Undg. - Puri	Additions	107001	2020	9	9,881
0100	LOTFAIL19	LGE-OtherFail-2019	LGE-135310- KY Elec Transmission -	Additions	107001	2020	9	73,802
0100	LOTFAIL19	LGE-OtherFail-2019	LGE-135310- KY Elec Transmission -	Removals	108901	2020	9	67,547
0100	IT0294L	Upgrade Quest Server-LGE19	LGE-330300-Misc Intang Plant-Softwa	Additions	107001	2020	12	428,572
0100	159920LGE	TC2 FINAL SH INLET LEG-1	LGE-131200-TC Unit 2 Boil	Additions	107001	2020	10	19,866
0100	LOTH-2019	Priority Repl Other LGE 2019	LGE-135500- KY Elec Transmission -	Additions	107001	2020	9	85,706
0100	LOTH-2019	Priority Repl Other LGE 2019	LGE-135500- KY Elec Transmission -	Removals	108901	2020	9	17,551
0100	448000015	Storage Field Barricades 2019	LGE-235700- KY Gas Storage Undergrd	Additions	107001	2020	9	65,820
0100	158955	FERN VALLEY RD VLV ELIM	LGE-238500-Gas Distribution - Indus	Additions	107001	2020	9	22,321
0100	156150LGE	TC OIL STORAGE BUILDING-	LGE-131100-TC Unit 2 Struc	Removals	108901	2020	9	1
0100	152466	LOU INTL AIRPORT	LGE-238000-Gas Distribution - Gas S	Removals	108799	2020	9	56,456
0100	159544	FOR Paddys W. 3802-27 Tie RPL	LGE-135310- IN Elec Transmission -	Removals	108901	2020	9	31,160
0100	154729LGE	TC CBU MOTOR & DRIVE UPGD'S	LGE-131200-TC Unit 2 Boil	Additions	107001	2020	9	13,650
0100	154729LGE	TC CBU MOTOR & DRIVE UPGD'S	LGE-131200-TC Unit 2 Boil	Removals	108901	2020	9	-
0100	447000001	Doe Run Storage Piggability	LGE-235300- KY Gas Storage Undergrd	Additions	107001	2020	9	1,735,292
0100	447000001	Doe Run Storage Piggability	LGE-235300- KY Gas Storage Undergrd	Removals	108901	2020	9	3
0100	LOTFAIL18	LGE-OtherFail-2018	LGE-135310- KY Elec Transmission -	Additions	107001	2020	9	52
0100	LOTFAIL18	LGE-OtherFail-2018	LGE-135310- KY Elec Transmission -	Removals	108901	2020	9	159,588
0100	160646	TC1 1E COAL MILL GB OVERHAUL	LGE-131200-TC Unit 1 Boil	Removals	108901	2020	9	6,839
0100	154708	TC1 LOWER FURNACE WW REPL-	LGE-131200-TC Unit 1 Boil	Removals	108901	2020	9	105,987

0100	161714	SSC NW STEPS WAREHOUSE	LGE-339010-Common Structures - Gene	Additions	107001	2020	9	6,326
0100	117361	Accrued Labor - LGE	LGE-330300-Misc Intang Plant-Softwa	Additions	107001	2020	9	0
0100	141600	Meter Equipment 2015 LG&E Elec	LGE-339400-Tools, Shop, Garage Equi	Additions	107001	2020	9	1
0100	CNBCD340U	NB Comm UG - 003400	LGE-136700-Electric Distribution -	Additions	107001	2020	9	837
0100	CNBCD340U	NB Comm UG - 003400	LGE-136700-Electric Distribution -	Removals	108901	2020	9	11,518
0100	161176	AOC Renov for FPG	LGE-339010-Common Structures - Gene	Additions	107001	2020	9	35,117
0100	158579	BR1185 Ckt Hardening	LGE-136500-Electric Distribution -	Additions	107001	2020	9	621,668
0100	158579	BR1185 Ckt Hardening	LGE-136500-Electric Distribution -	Additions	107001	2020	10	92,996
0100	158579	BR1185 Ckt Hardening	LGE-136500-Electric Distribution -	Removals	108901	2020	9	16,705
0100	150015LGE	TC2 BURNER NOZZLE REPL	LGE-131200-TC Unit 2 Boil	Additions	107001	2020	9	(3)
0100	150015LGE	TC2 BURNER NOZZLE REPL	LGE-131200-TC Unit 2 Boil	Removals	108901	2020	9	28,303
0100	151116	TC CCRT - FLY ASH LGE	LGE-131200-TC2 Boil ECR 2009 P24	Additions	107001	2020	9	907,454
0100	151116	TC CCRT - FLY ASH LGE	LGE-131200-TC2 Boil ECR 2009 P24	Additions	107001	2020	10	(9,152)
0100	SU-000269	PBR-Taylor (1) 69kV PIN PAR	LGE-135310- KY Elec Transmission -	Removals	108901	2020	9	74,125
0100	163012	SIO Fuse Savings LGE	LGE-136500-Electric Distribution -	Additions	107001	2020	9	353,446
0100	163012	SIO Fuse Savings LGE	LGE-136500-Electric Distribution -	Removals	108901	2020	9	120
0100	00075FACL	BOC Elevator refurbish	LGE-339010-Common Structures - Gene	Additions	107001	2020	9	197,492
0100	00075FACL	BOC Elevator refurbish	LGE-339010-Common Structures - Gene	Removals	108901	2020	9	21,334
0100	00066FACL	BOC DCC SPACE CONVERSION LGE	LGE-339010-Common Structures - Gene	Additions	107001	2020	9	419,568
0100	00066FACL	BOC DCC SPACE CONVERSION LGE	LGE-339010-Common Structures - Gene	Removals	108901	2020	9	19,640
0100	137503	CR AP & LF Capping & Closure	LGE-131200-CR Unit 6 Boil	Removals	108799	2020	9	249
0100	LOTFAIL17	LGE-OtherFail-2017	LGE-135310- KY Elec Transmission -	Removals	108901	2020	9	4,747
0100	152224	Clifty Creek DL1/DL2 Brkr Rpl	LGE-135310- IN Elec Transmission -	Additions	107001	2021	4	2,252,625
0100	158478	Piccadilly to Muld Cut Outs	LGE-236700-Gas Transmission - Mains	Additions	107001	2020	9	3,927
0100	158478	Piccadilly to Muld Cut Outs	LGE-236700-Gas Transmission - Mains	Removals	108799	2020	9	16,609
0100	158834LGE	TC RESTROOM UPGD 3FL MEN-	LGE-131100-TC Unit 2 Struc	Removals	108901	2020	9	14,376
0100	158577	NA1264 Ckt Hardening	LGE-136500-Electric Distribution -	Removals	108901	2020	9	45,003
0100	151531	SCM2019 LGE MISC NESC COMPL	LGE-136200- KY Elect Dist Substati	Removals	108901	2020	9	2,219
0100	151000	TC1 480V BREAK UPG	LGE-131500-Trimble Unit 1 Accessory	Removals	108901	2020	9	80
0100	137585LGE	TC2 DCS UPGRADE	LGE-131200-TC Unit 2 Boil	Removals	108901	2020	9	21,117
0100	L8-2019	Storm Damage T-Line LGE 2019	LGE-135500- KY Elec Transmission -	Removals	108901	2020	9	11,271
0100	151483	LEO PADMOUNT SWITCHGEAR 2019	LGE-136700-Electric Distribution -	Additions	107001	2020	9	884
0100	151483	LEO PADMOUNT SWITCHGEAR 2019	LGE-136700-Electric Distribution -	Removals	108901	2020	9	18,181
0100	147056	MC2 Boiler Lower Slope	LGE-131200-MC Unit 2 Boil	Additions	107001	2021	5	3,998,241
0100	147056	MC2 Boiler Lower Slope	LGE-131200-MC Unit 2 Boil	Removals	108901	2021	5	246,688
0100	406000048	Fisher Regulator Upgrade-2019	LGE-237800-Gas Distribution - Measu	Additions	107001	2020	9	0
0100	406000048	Fisher Regulator Upgrade-2019	LGE-237800-Gas Distribution - Measu	Removals	108799	2020	9	12,518
0100	160674	TC1 SFC FLIGHT UPGD	LGE-131200-TC Unit 1 Boil	Removals	108901	2020	9	2,302
0100	152081	TC1 EXP JOINTS	LGE-131200-TC Unit 1 Boil	Removals	108901	2020	9	76,725
0100	161478	TC1 SALE OF GEHL TELEHANDLER	LGE-131600-Trimble Unit 1 Misc. Pow	Removals	108901	2020	12	(21,064)
0100	156071	Old Henry Rd Public Works	LGE-136920-Electric Distribution -	Additions	107001	2020	9	2,132
0100	156071	Old Henry Rd Public Works	LGE-136920-Electric Distribution -	Removals	108901	2020	9	(2,132)
0100	161254LGE	SUPPLY CHAIN RECONFIG LGE	LGE-339110-Office Furniture	Additions	107001	2020	9	1,592
0100	153077	TC1 SCR CATALYST L2 NEW	LGE-131200-TC Unit 1 Boil	Removals	108901	2020	9	204,430
0100	LRELAY-14	Relay Replacements-LG&E-2014	LGE-135310- KY Elec Transmission -	Additions	107001	2020	9	1,794
0100	155862	TPPA-TWC 2018	LGE-136400-Electric Distribution -	Removals	108901	2020	9	12,453
0100	159298	Signage LG&E - Power Plants	LGE-131600-Mill Creek Unit 4 Misc.	Additions	107001	2020	9	355,259

0100	156999	TC1 HRH ELBOW	LGE-131200-TC Unit 1 Boil	Removals	108901	2020	9	76,725
0100	LI-160387	PR Tip Top-Monument Chem Crt	LGE-135500- KY Elec Transmission -	Additions	107001	2020	9	-
0100	LI-160387	PR Tip Top-Monument Chem Crt	LGE-135500- KY Elec Transmission -	Removals	108901	2020	9	32,171
0100	CRDD340U	Capital Rep Def UG - 003400	LGE-136700-Electric Distribution -	Additions	107001	2020	9	(28,518)
0100	CRDD340U	Capital Rep Def UG - 003400	LGE-136700-Electric Distribution -	Additions	107001	2020	11	95,570
0100	CRDD340U	Capital Rep Def UG - 003400	LGE-136700-Electric Distribution -	Removals	108901	2020	9	(1,335)
0100	159083	Clifton Exit Circuit Repl	LGE-136500-Electric Distribution -	Removals	108901	2020	9	2,201
0100	LI-000057	REL Jeffersontown ALT 4	LGE-135500- KY Elec Transmission -	Removals	108901	2020	9	118,666
0100	SU-000141	PR Clifton-Hillcrest (6628)	LGE-135310- KY Elec Transmission -	Removals	108901	2020	9	17,802
0100	SU-000133	PRLY-Appliance Park 3836,PBR	LGE-135310- KY Elec Transmission -	Removals	108901	2020	9	94,763
0100	161047	GS CDM MC GE SecST	LGE-131600-Mill Creek Unit 4 Misc.	Additions	107001	2020	12	166,913
0100	158295	LP Dist Overpressure Protectio	LGE-237800-Gas Distribution - Measu	Additions	107001	2020	9	32,983
0100	158585	FH1214 Ckt Hardening	LGE-136500-Electric Distribution -	Removals	108901	2020	9	5,991
0100	160893	AOC AUX WAREHOUSE RENOVATION	LGE-339010-Common Structures - Gene	Additions	107001	2020	9	542,542
0100	160893	AOC AUX WAREHOUSE RENOVATION	LGE-339010-Common Structures - Gene	Removals	108901	2020	9	25,158
0100	LRTU-17	LGE RTU Replacements-17	LGE-135310- KY Elec Transmission -	Removals	108901	2020	9	13,071
0100	CSTATN448	MAGNOLIA STATION BLKT	LGE-235400-Gas Storage Undg. - Comp	Additions	107001	2020	9	8,463
0100	CSTATN448	MAGNOLIA STATION BLKT	LGE-235400-Gas Storage Undg. - Comp	Additions	107001	2021	3	16,893
0100	CSTATN448	MAGNOLIA STATION BLKT	LGE-235400-Gas Storage Undg. - Comp	Additions	107001	2021	4	5,831
0100	CSTATN448	MAGNOLIA STATION BLKT	LGE-235400-Gas Storage Undg. - Comp	Additions	107001	2021	5	22,424
0100	CSTATN448	MAGNOLIA STATION BLKT	LGE-235400-Gas Storage Undg. - Comp	Additions	107001	2021	6	8,210
0100	CSTATN448	MAGNOLIA STATION BLKT	LGE-235400-Gas Storage Undg. - Comp	Additions	107001	2021	7	15,727
0100	CSTATN448	MAGNOLIA STATION BLKT	LGE-235400-Gas Storage Undg. - Comp	Additions	107001	2021	8	15,390
0100	CSTATN448	MAGNOLIA STATION BLKT	LGE-235400-Gas Storage Undg. - Comp	Additions	107001	2021	9	20,921
0100	CSTATN448	MAGNOLIA STATION BLKT	LGE-235400-Gas Storage Undg. - Comp	Additions	107001	2021	10	24,950
0100	CSTATN448	MAGNOLIA STATION BLKT	LGE-235400-Gas Storage Undg. - Comp	Additions	107001	2021	11	20,092
0100	CSTATN448	MAGNOLIA STATION BLKT	LGE-235400-Gas Storage Undg. - Comp	Additions	107001	2022	3	16,893
0100	CSTATN448	MAGNOLIA STATION BLKT	LGE-235400-Gas Storage Undg. - Comp	Additions	107001	2022	4	7,850
0100	CSTATN448	MAGNOLIA STATION BLKT	LGE-235400-Gas Storage Undg. - Comp	Additions	107001	2022	5	15,400
0100	CSTATN448	MAGNOLIA STATION BLKT	LGE-235400-Gas Storage Undg. - Comp	Additions	107001	2022	6	8,215
0100	CSTATN448	MAGNOLIA STATION BLKT	LGE-235400-Gas Storage Undg. - Comp	Removals	108799	2020	9	32,907
0100	CSTATN448	MAGNOLIA STATION BLKT	LGE-235400-Gas Storage Undg. - Comp	Removals	108901	2020	9	4,067
0100	160337LGE	TC MATERIAL HAND STRUCT UPG	LGE-131200-TC Unit 2 Boil	Removals	108901	2020	9	25,091
0100	160564LGE	TC2 RH ATTEMPERATOR-SPARE	LGE-131400-Trimble Unit 2 Turbogene	Additions	107001	2020	9	62,220
0100	161262	AOC CONCRETE REPLACEMENT	LGE-339010-Common Structures - Gene	Additions	107001	2020	9	(103)
0100	161262	AOC CONCRETE REPLACEMENT	LGE-339010-Common Structures - Gene	Removals	108901	2020	9	4,428
0100	19PITP340	LGE PITP 2019	LGE-136400-Electric Distribution -	Additions	107001	2020	9	24,993
0100	19PITP340	LGE PITP 2019	LGE-136400-Electric Distribution -	Removals	108901	2020	9	(24,993)
0100	SU-000059	PRLY-Clay LGE -Madison (6627)	LGE-135310- KY Elec Transmission -	Removals	108901	2020	9	19,728
0100	156836LGE	TC2 DCS SIMULATOR-	LGE-131200-TC Unit 2 Boil	Additions	107001	2020	9	137,054
0100	158743	Manslick Sub Drainage	LGE-136100-Electric Distribution Su	Additions	107001	2020	9	38,294
0100	158743	Manslick Sub Drainage	LGE-136100-Electric Distribution Su	Additions	107001	2020	12	9,831
0100	140440	TEP-CR-NORTH TAP-SO PARK	LGE-135500- KY Elec Transmission -	Removals	108901	2020	9	4,173
0100	162174	SCM2019 LGE LEGACY ARRST REPL	LGE-136200- KY Elect Dist Substati	Additions	107001	2020	9	2
0100	162174	SCM2019 LGE LEGACY ARRST REPL	LGE-136200- KY Elect Dist Substati	Removals	108901	2020	9	16,747
0100	158590	BR1181 CIFI 2019	LGE-136500-Electric Distribution -	Additions	107001	2020	9	809
0100	158590	BR1181 CIFI 2019	LGE-136500-Electric Distribution -	Removals	108901	2020	9	104,049

0100	159625	CR7 Clarifier Inlet Valve	LGE-134300-Cane Run 7 Prime Mover	Removals	108901	2020	9	1,264
0100	161069	MC Air Handling Unit #7	LGE-131100-MC Unit 4 Struc	Removals	108901	2020	9	49,298
0100	159054	2019 CEMI AOC	LGE-136500-Electric Distribution -	Additions	107001	2020	9	17
0100	SU-000041	PBR-Algonquin PIN PRLY	LGE-135310- KY Elec Transmission -	Removals	108901	2020	9	97,814
0100	155870	BR1351 Ckt Hardening	LGE-136500-Electric Distribution -	Additions	107001	2020	9	818,526
0100	155870	BR1351 Ckt Hardening	LGE-136500-Electric Distribution -	Removals	108901	2020	9	183,032
0100	154843	Trimble Co TCT 7-10	LGE-135310- KY Elec Transmission -	Additions	107001	2020	9	71,114
0100	154843	Trimble Co TCT 7-10	LGE-135310- KY Elec Transmission -	Removals	108901	2020	9	2,057
0100	156168	PL1272 CIFI 2018	LGE-136500-Electric Distribution -	Removals	108901	2020	9	92,767
0100	152433	IR DROP COUPON MON SYS 2019	LGE-236700-Gas Transmission - Mains	Additions	107001	2020	9	347,710
0100	160776LGE	TC WET PIT LIFT STATION UPGD-	LGE-131100-TC Unit 2 Struc	Removals	108901	2020	9	15,071
0100	156930	TC1 FRONT RH BEN REP	LGE-131200-TC Unit 1 Boil	Removals	108901	2020	9	49,765
0100	160492	Del Park 1408 Ckt Hardening	LGE-136500-Electric Distribution -	Additions	107001	2020	9	16,585
0100	160492	Del Park 1408 Ckt Hardening	LGE-136500-Electric Distribution -	Removals	108901	2020	9	2,104
0100	LRELAY-17	Relay Replacements-LG&E-2017	LGE-135310- KY Elec Transmission -	Additions	107001	2020	9	29,666
0100	LRELAY-17	Relay Replacements-LG&E-2017	LGE-135310- KY Elec Transmission -	Removals	108901	2020	9	60,730
0100	IT0767L	FieldNet Handheld Secur-LGE19	LGE-339130-Computer Eq	Additions	107001	2020	9	-
0100	SU-000263	PIN-Breckenridge 69KV+	LGE-135310- KY Elec Transmission -	Removals	108901	2020	9	42,510
0100	151115	TC CCRT - BOTTOM ASH LGE	LGE-131200-TC2 Boil ECR 2009 P24	Additions	107001	2020	9	2,553,020
0100	151115	TC CCRT - BOTTOM ASH LGE	LGE-131200-TC2 Boil ECR 2009 P24	Removals	108901	2020	9	188,160
0100	158623	TC1 FGD RECYCLE PUMP PIPING	LGE-131200-TC1 SO2 Boil	Additions	107001	2020	9	-
0100	158623	TC1 FGD RECYCLE PUMP PIPING	LGE-131200-TC1 SO2 Boil	Removals	108901	2020	9	256,460
0100	151006	TC2 NOX SHELTER UPGD	LGE-131200-TC Unit 2 Boil	Additions	107001	2020	9	2,510
0100	151006	TC2 NOX SHELTER UPGD	LGE-131200-TC Unit 2 Boil	Removals	108901	2020	9	(2,510)
0100	158581	SM1234 Ckt Hardening	LGE-136500-Electric Distribution -	Additions	107001	2020	9	-
0100	158581	SM1234 Ckt Hardening	LGE-136500-Electric Distribution -	Removals	108901	2020	9	7,497
0100	158582	AB1202 Ckt Hardening	LGE-136500-Electric Distribution -	Additions	107001	2020	9	260,949
0100	158582	AB1202 Ckt Hardening	LGE-136500-Electric Distribution -	Removals	108901	2020	9	21,057
0100	158591	CL1232 CIFI 2019	LGE-136500-Electric Distribution -	Removals	108901	2020	9	13,818
0100	151499	SCM2019 LGE REPL LGCY OIL BRKR	LGE-136200- KY Elect Dist Substati	Removals	108901	2020	9	55,147
0100	LARM-2019	Priority Repl X-Arms LGE 2019	LGE-135500- KY Elec Transmission -	Additions	107001	2020	9	38,746
0100	LARM-2019	Priority Repl X-Arms LGE 2019	LGE-135500- KY Elec Transmission -	Removals	108901	2020	9	2,857
0100	406000004	REPLACE PAD METERS 2019	LGE-238100-Meters	Additions	107001	2020	9	(0)
0100	406000004	REPLACE PAD METERS 2019	LGE-238100-Meters	Removals	108901	2020	9	2,063
0100	406000008	I65 Relocation PBWK	LGE-237600-Gas Distribution - Mains	Additions	107001	2020	9	1,117
0100	406000008	I65 Relocation PBWK	LGE-237600-Gas Distribution - Mains	Removals	108799	2020	9	262
0100	156138	CA1340 CKT HARDENING	LGE-136500-Electric Distribution -	Removals	108901	2020	9	8,506
0100	143601	MC3 Expansion Joints 2019	LGE-131200-MC Unit 3 Boil	Removals	108901	2020	9	5,431
0100	161106	CR7 Raw Water Pump A 2019	LGE-134300-Cane Run 7 Prime Mover	Removals	108901	2020	9	4,749
0100	156850LGE	TC STACKER RECLAIM OH-	LGE-131200-TC Unit 2 Boil	Additions	107001	2020	9	84
0100	156850LGE	TC STACKER RECLAIM OH-	LGE-131200-TC Unit 2 Boil	Removals	108901	2020	9	19,864
0100	139725	TC1 REPLACE BOILER BLD ROOF	LGE-131100-TC Unit 1 Struc	Additions	107001	2020	9	694
0100	139725	TC1 REPLACE BOILER BLD ROOF	LGE-131100-TC Unit 1 Struc	Removals	108901	2020	9	(694)
0100	151495	SCM2019 LGE CAP&PIN INSLTR UPG	LGE-136200- KY Elect Dist Substati	Removals	108901	2020	9	39,434
0100	151486	PILC 2019 LGE CABLE REPL	LGE-136600-Electric Distribution -	Removals	108901	2020	9	1,842
0100	165001	TC1 DIVISION PANEL REPLAC	LGE-131200-TC Unit 1 Boil	Removals	108901	2020	9	8,335
0100	162355LGE	TC2 ECONOMIZER DRAIN UPG-	LGE-131200-TC Unit 2 Boil	Additions	107001	2020	12	9,121

0100	LOTPRFL16	LG&E Oth Prot Fail 2016	LGE-135310- KY Elec Transmission -	Removals	108901	2020	9	949
0100	160911LGE	TC2 BOILER WATER WALL PANELS-	LGE-131200-TC Unit 2 Boil	Additions	107001	2020	12	61,774
0100	LREL-FL17	LG&E Relay Failures-2017	LGE-135310- KY Elec Transmission -	Removals	108901	2020	9	1,701
0100	L-OTHER15	LGE-Other-2015	LGE-135310- KY Elec Transmission -	Additions	107001	2020	9	197
0100	SU-000132	PRLY Ashbottom-Kenwood (6649)	LGE-135310- KY Elec Transmission -	Removals	108901	2020	9	20,215
0100	160618	MC3 Turb HP Snout Rings 2019	LGE-131400-Mill Creek Unit 3 Turbog	Removals	108901	2020	9	86,648
0100	149400	VINE GROVE BACKUP FEED	LGE-237600-Gas Distribution - Mains	Additions	107001	2020	9	692,061
0100	159693	LGE Madison GNDTR 2 Repl	LGE-136200- KY Elect Dist Substati	Removals	108901	2020	9	10,523
0100	158914	FV Exit Circuit Repl	LGE-136500-Electric Distribution -	Removals	108901	2020	9	3,395
0100	160250	REPLACE FAILED XFRM AT JTOWN	LGE-136200- KY Elect Dist Substati	Removals	108901	2020	9	53,927
0100	LINS-2020	Priority Repl Insltrs LGE 2020	LGE-135500- KY Elec Transmission -	Additions	107001	2020	9	10,210
0100	LINS-2020	Priority Repl Insltrs LGE 2020	LGE-135500- KY Elec Transmission -	Removals	108901	2020	9	384
0100	140014LGE	TC CT DCS UPGRADE	LGE-134300-TC 10 Prime Movers	Additions	107001	2020	9	9,010
0100	140014LGE	TC CT DCS UPGRADE	LGE-134300-TC 10 Prime Movers	Removals	108901	2020	9	(9,010)
0100	160668	Sale of Land at Kenzig Rd Sub	LGE-135020-IN Electric Trans	Removals	108901	2020	9	(15,564)
0100	LOTH-2020	Priority Repl Other LGE 2020	LGE-135500- KY Elec Transmission -	Additions	107001	2020	9	258,312
0100	LOTH-2020	Priority Repl Other LGE 2020	LGE-135500- KY Elec Transmission -	Removals	108901	2020	9	4,080
0100	RRCS421G	REM/REPL CO GAS SERVICE-421	LGE-237600-Gas Distribution - Mains	Additions	107001	2020	9	-
0100	RRCS421G	REM/REPL CO GAS SERVICE-421	LGE-237600-Gas Distribution - Mains	Removals	108799	2020	9	0
0100	445000001	SMALL TOOLS 2019	LGE-239400-Tools, Shop, and Garage	Additions	107001	2020	9	164,286
0100	160537	STT TRNG CTR HVAC	LGE-131100-TC Training Center Struc	Removals	108901	2020	9	631
0100	158578	BR1179 Ckt Hardening	LGE-136500-Electric Distribution -	Additions	107001	2020	9	59,763
0100	158578	BR1179 Ckt Hardening	LGE-136500-Electric Distribution -	Removals	108901	2020	9	77,059
0100	160758	GS SL Office HVAC	LGE-131100-MC Unit 4 Struc	Removals	108901	2020	9	690
0100	SU-000261	REL Jeffersonstown ALT 4 SU	LGE-135310- KY Elec Transmission -	Removals	108901	2020	9	92,835
0100	160867	MOVE LGE XFRM TO EW BROWN	LGE-136800-Line Transformers	Removals	108901	2020	9	(26,233)
0100	137587	TC1 DCS UPGRADE	LGE-131200-TC Unit 1 Boil	Additions	107001	2020	9	-
0100	137587	TC1 DCS UPGRADE	LGE-131200-TC Unit 1 Boil	Removals	108901	2020	9	82,162
0100	157696	Floyd-Seminole 69KV SR	LGE-136500-Electric Distribution -	Additions	107001	2020	9	353,956
0100	157696	Floyd-Seminole 69KV SR	LGE-136500-Electric Distribution -	Removals	108901	2020	9	514
0100	157777LGE	TC2 LOWER SLOPE REPLACE-	LGE-131200-TC Unit 2 Boil	Removals	108901	2020	9	83,866
0100	160432LGE	LGE ROOM 1201 UPGR-LGE	LGE-339120-Office Equipment	Additions	107001	2020	9	1,569
0100	151500	SCM2019 LGE REPL LEGACY RTU	LGE-136200- KY Elect Dist Substati	Additions	107001	2020	9	(1,404)
0100	151500	SCM2019 LGE REPL LEGACY RTU	LGE-136200- KY Elect Dist Substati	Additions	107001	2020	12	(2,532)
0100	151500	SCM2019 LGE REPL LEGACY RTU	LGE-136200- KY Elect Dist Substati	Removals	108901	2020	9	2,222
0100	LOTFAIL16	LGE-OtherFail-2016	LGE-135310- KY Elec Transmission -	Additions	107001	2020	9	(5,405)
0100	LOTFAIL16	LGE-OtherFail-2016	LGE-135310- KY Elec Transmission -	Removals	108901	2020	9	(4,255)
0100	148484	N-1 DIST XFMR PLAINVIEW CW	LGE-136500-Electric Distribution -	Additions	107001	2020	9	(59,838)
0100	148484	N-1 DIST XFMR PLAINVIEW CW	LGE-136500-Electric Distribution -	Removals	108901	2020	9	(15,031)
0100	SU-000172	PRTU SEMINOLE	LGE-135310- KY Elec Transmission -	Removals	108901	2020	9	6,558
0100	137039	TC1 RPLCE AIR HEATER BASKETS	LGE-131200-TC Unit 1 Boil	Removals	108901	2020	9	178,705
0100	157060	SCM2020 LGE LTC OIL FILT ADDS	LGE-136200- KY Elect Dist Substati	Additions	107001	2020	12	(403)
0100	LOTPR17	LG&E Other Prot Blanket 2017	LGE-135310- KY Elec Transmission -	Removals	108901	2020	9	1,595
0100	00039FACL	LGE CTR 12TH FLOOR KITCHEN LGE	LGE-339010-Common Structures - Gene	Removals	108901	2020	9	6,303
0100	152769	LGE REPLACE FAILED EQ - 2019	LGE-339010-Common Structures - Gene	Additions	107001	2020	9	(8,186)
0100	L9-2019	Priority Repl T-Lines LGE 2019	LGE-135500- KY Elec Transmission -	Removals	108901	2020	9	59,727
0100	159088	640 S. 4th St Vault	LGE-136700-Electric Distribution -	Removals	108901	2020	9	46,598

0100	157649	Bluelick Rd PBWK	LGE-136500-Electric Distribution -	Additions	107001	2020	9	6,426
0100	157649	Bluelick Rd PBWK	LGE-136500-Electric Distribution -	Removals	108901	2020	9	270,789
0100	158966	Kunz Vault	LGE-136700-Electric Distribution -	Removals	108901	2020	9	10,602
0100	156142	CW1224 CIFI 2018	LGE-136500-Electric Distribution -	Additions	107001	2020	9	1,440
0100	156142	CW1224 CIFI 2018	LGE-136500-Electric Distribution -	Removals	108901	2020	9	32,017
0100	136636	MC3 SCR Catalyst Layer 1	LGE-131200-MC Unit 3 Boil	Additions	107001	2020	9	-
0100	136636	MC3 SCR Catalyst Layer 1	LGE-131200-MC Unit 3 Boil	Removals	108901	2020	9	75,281
0100	CLEDC332	CRCST LED Conversion - LEO	LGE-137310-Electric Distribution -	Removals	108901	2020	9	(866)
0100	SU-000072	PRLY-Canal - Del Park (6616)	LGE-135310- KY Elec Transmission -	Removals	108901	2020	9	37,393
0100	160950	TC1 AGITATOR GEAR BOX OH	LGE-131200-TC Unit 1 Boil	Additions	107001	2020	9	34,244
0100	158443	Calvary Anomaly Replacement	LGE-236700-Gas Transmission - Mains	Additions	107001	2020	9	21,426
0100	158443	Calvary Anomaly Replacement	LGE-236700-Gas Transmission - Mains	Additions	107001	2020	11	60,000
0100	158443	Calvary Anomaly Replacement	LGE-236700-Gas Transmission - Mains	Removals	108799	2020	9	11,308
0100	151021	TC1 ELECTROMECH RELAYS	LGE-131500-Trimble Unit 1 Accessory	Additions	107001	2020	9	-
0100	151021	TC1 ELECTROMECH RELAYS	LGE-131500-Trimble Unit 1 Accessory	Removals	108901	2020	9	22,642
0100	141392	LGE FURNITURE PROJ	LGE-339110-Office Furniture	Additions	107001	2020	9	9,869
0100	141392	LGE FURNITURE PROJ	LGE-339110-Office Furniture	Removals	108901	2020	9	2
0100	157470CR	CR GS SL CCR WELL MONITOR 2019	LGE-131200-CR Unit 6 Boil	Removals	108799	2020	9	50,701
0100	148096	CR7 NGCC STG 2020	LGE-134300-Cane Run 7 Prime Mover	Additions	107001	2020	10	16,741
0100	148096	CR7 NGCC STG 2020	LGE-134300-Cane Run 7 Prime Mover	Removals	108901	2020	9	41,863
0100	LSMR414	Large Scale Main Replacements	LGE-237620-Gas Line Tracker - Mains	Additions	107001	2020	9	-
0100	LSMR414	Large Scale Main Replacements	LGE-237620-Gas Line Tracker - Mains	Removals	108799	2020	9	-
0100	LSMR414	Large Scale Main Replacements	LGE-237620-Gas Line Tracker - Mains	Removals	108901	2020	9	-
0100	161063	Trans Subs Scrap Materials-LGE	LGE-135310- KY Elec Transmission -	Removals	108901	2020	9	27,583
0100	160118LGE	LG&E Ctr 23rd Floor Reno LGE	LGE-339110-Office Furniture	Additions	107001	2020	9	(38)
0100	152032LGE	TC CT HMI UPGRD	LGE-134300-TC 5 Prime Movers	Additions	107001	2020	12	114,774
0100	158878	CR7 Waterbox Lining	LGE-134300-Cane Run 7 Prime Mover	Removals	108901	2020	9	12,544
0100	162211	CR7 R1 Static Seal	LGE-134300-Cane Run 7 Prime Mover	Removals	108901	2020	9	3,695
0100	414000001	REPLACE STEEL SERVICES 2019	LGE-238020-Gas Line Tracker Service	Additions	107001	2020	9	50,960
0100	414000001	REPLACE STEEL SERVICES 2019	LGE-238020-Gas Line Tracker Service	Removals	108799	2020	9	(50,960)
0100	159078	TC1 ARO DENSITY MTR REMOVAL	LGE-131200-TC Unit 1 Boil	Removals	108799	2020	9	4,489
0100	151481	DIST CAPACITORS LGE- 2019	LGE-136500-Electric Distribution -	Additions	107001	2021	1	4,643
0100	151481	DIST CAPACITORS LGE- 2019	LGE-136500-Electric Distribution -	Additions	107001	2021	2	18,526
0100	151481	DIST CAPACITORS LGE- 2019	LGE-136500-Electric Distribution -	Additions	107001	2021	3	23,129
0100	151481	DIST CAPACITORS LGE- 2019	LGE-136500-Electric Distribution -	Additions	107001	2021	4	44,954
0100	151481	DIST CAPACITORS LGE- 2019	LGE-136500-Electric Distribution -	Additions	107001	2021	5	276
0100	151481	DIST CAPACITORS LGE- 2019	LGE-136500-Electric Distribution -	Additions	107001	2021	6	36,375
0100	151481	DIST CAPACITORS LGE- 2019	LGE-136500-Electric Distribution -	Additions	107001	2021	7	5,003
0100	151481	DIST CAPACITORS LGE- 2019	LGE-136500-Electric Distribution -	Additions	107001	2021	8	4,283
0100	151481	DIST CAPACITORS LGE- 2019	LGE-136500-Electric Distribution -	Additions	107001	2021	9	2,149
0100	151481	DIST CAPACITORS LGE- 2019	LGE-136500-Electric Distribution -	Additions	107001	2021	11	14,859
0100	151481	DIST CAPACITORS LGE- 2019	LGE-136500-Electric Distribution -	Additions	107001	2021	12	3,818
0100	151481	DIST CAPACITORS LGE- 2019	LGE-136500-Electric Distribution -	Additions	107001	2022	1	4,721
0100	151481	DIST CAPACITORS LGE- 2019	LGE-136500-Electric Distribution -	Additions	107001	2022	2	18,835
0100	151481	DIST CAPACITORS LGE- 2019	LGE-136500-Electric Distribution -	Additions	107001	2022	3	23,513
0100	151481	DIST CAPACITORS LGE- 2019	LGE-136500-Electric Distribution -	Additions	107001	2022	4	45,703
0100	151481	DIST CAPACITORS LGE- 2019	LGE-136500-Electric Distribution -	Additions	107001	2022	5	279

0100	151481	DIST CAPACITORS LGE- 2019	LGE-136500-Electric Distribution -	Additions	107001	2022	6	36,980
0100	130881	MC3 FGD & FABRIC FILTER	LGE-131200-MC Unit 3 Boil ECR 2011	Additions	107001	2020	9	(137,745)
0100	130881	MC3 FGD & FABRIC FILTER	LGE-131200-MC Unit 3 Boil ECR 2011	Additions	107001	2020	12	437,609
0100	158353	TEP Eastwood to Shelbyville	LGE-136500-Electric Distribution -	Removals	108901	2020	9	24,952
0100	133614	MC4 FGD, FF	LGE-131200-MC4 SO2 Boil ECR 2011	Additions	107001	2020	9	(226,034)
0100	133614	MC4 FGD, FF	LGE-131200-MC4 SO2 Boil ECR 2011	Additions	107001	2020	12	222,027
0100	00107FACL	BOC ROOM 201 RENO - LGE	LGE-339010-Common Structures - Gene	Additions	107001	2020	9	(5,454)
0100	00107FACL	BOC ROOM 201 RENO - LGE	LGE-339010-Common Structures - Gene	Removals	108901	2020	9	20,932
0100	419000005	Small Tools 2019 004190	LGE-239620-Power Op Equip - Other	Additions	107001	2020	9	184,376
0100	161240	LGE EL/HYB CARS & CHARGE ST	LGE-339200-Cars & Light Trucks-	Additions	107001	2020	9	(22,198)
0100	119902	Clear 12/04 A&G	LGE-339120-Office Equipment	Additions	107001	2020	9	(267,816)
0100	119902	Clear 12/04 A&G	LGE-339120-Office Equipment	Additions	107001	2021	3	24,011
0100	119902	Clear 12/04 A&G	LGE-339120-Office Equipment	Additions	107001	2021	6	24,011
0100	119902	Clear 12/04 A&G	LGE-339120-Office Equipment	Additions	107001	2021	9	24,011
0100	119902	Clear 12/04 A&G	LGE-339120-Office Equipment	Additions	107001	2021	12	24,011
0100	119902	Clear 12/04 A&G	LGE-339120-Office Equipment	Additions	107001	2022	3	21,588
0100	119902	Clear 12/04 A&G	LGE-339120-Office Equipment	Additions	107001	2022	6	21,588
0100	119902	Clear 12/04 A&G	LGE-339120-Office Equipment	Removals	108901	2020	9	2,142
0100	152535	ENGINE ROOM OVERHANG	LGE-235120-Gas Storage Undg. - Comp	Additions	107001	2020	9	54,123
0100	IT0563L	RPA for Rev Integrity-LGE19	LGE-330300-Misc Intang Plant-Softwa	Additions	107001	2020	9	111,917
0100	447000006	Mul Station Pipe Repl 2019	LGE-235400-Gas Storage Undg. - Comp	Additions	107001	2020	9	83,341
0100	447000006	Mul Station Pipe Repl 2019	LGE-235400-Gas Storage Undg. - Comp	Removals	108901	2020	9	38,214
0100	130875	MC1&2 FGD, MC1FF,	LGE-131200-MC Unit 1 Boil ECR 2011	Additions	107001	2020	9	(807,326)
0100	130875	MC1&2 FGD, MC1FF,	LGE-131200-MC Unit 1 Boil ECR 2011	Additions	107001	2020	11	199,000
0100	130875	MC1&2 FGD, MC1FF,	LGE-131200-MC Unit 1 Boil ECR 2011	Additions	107001	2020	12	509,958
0100	406000077	US60 at Johnson PBWK	LGE-237600-Gas Distribution - Mains	Additions	107001	2020	9	7,993
0100	406000077	US60 at Johnson PBWK	LGE-237600-Gas Distribution - Mains	Removals	108799	2020	9	(7,993)
0100	151485	LEO DWNTWN NTWK VAULT RPR 2019	LGE-136700-Electric Distribution -	Additions	107001	2020	9	976
0100	151485	LEO DWNTWN NTWK VAULT RPR 2019	LGE-136700-Electric Distribution -	Removals	108901	2020	9	98,029
0100	160318LGE	TC IMPOUND IMPROVE 2019-	LGE-131100-TC Unit 2 Struc	Removals	108901	2020	9	11,722
0100	SU-000262	PBR-Ashbottom (4) 138kV BKR	LGE-135310- KY Elec Transmission -	Removals	108901	2020	9	138,006
0100	151484	DWNTWN NTWK VENT PRTCT REPL19	LGE-136700-Electric Distribution -	Additions	107001	2020	9	749
0100	151484	DWNTWN NTWK VENT PRTCT REPL19	LGE-136700-Electric Distribution -	Removals	108901	2020	9	200,493
0100	152799	LG&E FURNITURE AND CHAIRS-2019	LGE-339110-Office Furniture	Additions	107001	2020	9	(1,812)
0100	152531	ENGINE ROOM TRANSITE SIDING	LGE-235120-Gas Storage Undg. - Comp	Additions	107001	2020	9	(8,498)
0100	152531	ENGINE ROOM TRANSITE SIDING	LGE-235120-Gas Storage Undg. - Comp	Removals	108799	2020	9	8,498
0100	161900	CR7 Aux Stm Heater	LGE-134300-Cane Run 7 Prime Mover	Additions	107001	2020	10	3,646
0100	161900	CR7 Aux Stm Heater	LGE-134300-Cane Run 7 Prime Mover	Removals	108901	2020	9	372
0100	147046	MC2 Cooling Tower Rebuild	LGE-131400-Mill Creek Unit 2 Turbog	Additions	107001	2021	4	4,150,000
0100	147046	MC2 Cooling Tower Rebuild	LGE-131400-Mill Creek Unit 2 Turbog	Removals	108901	2021	4	500,000
0100	162636	POTH-Tip Top 69kV Temp Circuit	LGE-135310- KY Elec Transmission -	Additions	107001	2021	4	161,286
0100	SU-000339	PRLY-CF-HL 6698	LGE-135310- KY Elec Transmission -	Additions	107001	2021	12	258,141
0100	SU-000339	PRLY-CF-HL 6698	LGE-135310- KY Elec Transmission -	Additions	107001	2022	1	62,358
0100	SU-000339	PRLY-CF-HL 6698	LGE-135310- KY Elec Transmission -	Additions	107001	2022	2	47,511
0100	SU-000339	PRLY-CF-HL 6698	LGE-135310- KY Elec Transmission -	Additions	107001	2022	3	29,694
0100	SU-000339	PRLY-CF-HL 6698	LGE-135310- KY Elec Transmission -	Additions	107001	2022	4	20,786
0100	SU-000339	PRLY-CF-HL 6698	LGE-135310- KY Elec Transmission -	Additions	107001	2022	5	14,847

0100	SU-000339	PRLY-CF-HL 6698	LGE-135310- KY Elec Transmission -	Additions	107001	2022	6	5,939
0100	SU-000339	PRLY-CF-HL 6698	LGE-135310- KY Elec Transmission -	Removals	108901	2022	4	1,916
0100	SU-000339	PRLY-CF-HL 6698	LGE-135310- KY Elec Transmission -	Removals	108901	2022	5	1,916
0100	SU-000339	PRLY-CF-HL 6698	LGE-135310- KY Elec Transmission -	Removals	108901	2022	6	1,916
0100	SU-000362	REL-TE-678 to Breaker	LGE-135310- KY Elec Transmission -	Additions	107001	2022	6	1,600,093
0100	SU-000362	REL-TE-678 to Breaker	LGE-135310- KY Elec Transmission -	Removals	108901	2022	6	27,617
0100	SU-000427	PBR-Knob Creek PIN	LGE-135310- KY Elec Transmission -	Additions	107001	2021	12	669,281
0100	SU-000427	PBR-Knob Creek PIN	LGE-135310- KY Elec Transmission -	Removals	108901	2021	12	32,949
0100	SU-000448	TEP Collins 138/69kV Trm Equip	LGE-135310- KY Elec Transmission -	Additions	107001	2021	11	114,999
0100	155150LGE	BRCT7 GT Thermal Insul-LGE	LGE-134600-EWB 7 Misc Power Plant E	Additions	107001	2021	11	338,486
0100	155150LGE	BRCT7 GT Thermal Insul-LGE	LGE-134600-EWB 7 Misc Power Plant E	Removals	108901	2021	11	21,550
0100	158857	TPPA-Other 2019	LGE-136400-Electric Distribution -	Additions	107001	2020	9	(25,837)
0100	158857	TPPA-Other 2019	LGE-136400-Electric Distribution -	Removals	108901	2020	9	(4,334)
0100	158858	TPPA-Charter 2019	LGE-136400-Electric Distribution -	Additions	107001	2020	9	750
0100	158858	TPPA-Charter 2019	LGE-136400-Electric Distribution -	Removals	108901	2020	9	(750)
0100	158859	TPPA-ANSCO 2019	LGE-136400-Electric Distribution -	Additions	107001	2020	9	(8,685)
0100	158859	TPPA-ANSCO 2019	LGE-136400-Electric Distribution -	Removals	108901	2020	9	(277)
0100	160237	Trimble Survey Equipment	LGE-139400-Tools, Shop, and Garage	Additions	107001	2020	9	49,863
0100	160237	Trimble Survey Equipment	LGE-139400-Tools, Shop, and Garage	Additions	107001	2021	3	35,000
0100	161081	TPPA-Spectrum 2020	LGE-136400-Electric Distribution -	Additions	107001	2020	12	(14,853)
0100	161081	TPPA-Spectrum 2020	LGE-136400-Electric Distribution -	Removals	108901	2020	12	(8)
0100	161194	SW1186 CIFI	LGE-136500-Electric Distribution -	Additions	107001	2020	12	85,899
0100	CLM040820	LGE Major Storm-Capital-040820	LGE-136500-Electric Distribution -	Additions	107001	2020	10	394,864
0100	CLM040820	LGE Major Storm-Capital-040820	LGE-136500-Electric Distribution -	Removals	108901	2020	10	851
0100	157286LGE	STT Valve Mnt Equ LGE	LGE-131100-TC Training Center Struc	Additions	107001	2020	9	317
0100	160816	STT Rotork Actuator	LGE-339400-Tools, Shop, Garage Equi	Additions	107001	2020	9	(721)
0100	161113LGE	STT Jib Crane LGE	LGE-131100-TC Training Center Struc	Additions	107001	2020	9	959
0100	156446	Monroe City Gate Phase 2	LGE-237900-Gas Distribution - City	Additions	107001	2020	9	9,600
0100	156446	Monroe City Gate Phase 2	LGE-237900-Gas Distribution - City	Removals	108901	2020	9	(9,600)
0100	161640	N ENGLISH STATION PBWK	LGE-237600-Gas Distribution - Mains	Additions	107001	2021	12	0
0100	162644	ENG VALVE ACTUATOR REPL	LGE-235400-Gas Storage Undg. - Comp	Additions	107001	2020	12	576,095
0100	406000002	Small Tools 2020 004060	LGE-239620-Power Op Equip - Other	Additions	107001	2020	9	59,672
0100	406000003	REPLACE PAD METERS 2018	LGE-238100-Meters	Additions	107001	2020	9	52,266
0100	406000003	REPLACE PAD METERS 2018	LGE-238100-Meters	Removals	108901	2020	9	(52,266)
0100	CNBGS421	NB Gas Services - 004210	LGE-237600-Gas Distribution - Mains	Additions	107001	2020	9	3,596
0100	CNBGS421	NB Gas Services - 004210	LGE-237600-Gas Distribution - Mains	Additions	107001	2020	10	2,705
0100	CNBGS421	NB Gas Services - 004210	LGE-237600-Gas Distribution - Mains	Additions	107001	2020	11	2,705
0100	CNBGS421	NB Gas Services - 004210	LGE-237600-Gas Distribution - Mains	Additions	107001	2020	12	2,705
0100	151784	MC1 DCS Hardware 2020	LGE-131200-MC Unit 1 Boil	Additions	107001	2020	9	104,448
0100	160811	CR7 Emerson Start	LGE-134300-Cane Run 7 Prime Mover	Additions	107001	2020	11	25,084
0100	161027	CSS Abrasive Wtr Jet	LGE-131600-Mill Creek Unit 1 Misc P	Additions	107001	2020	9	(1,040)
0100	161028	CSS Cont Milling Mach	LGE-131600-Mill Creek Unit 1 Misc P	Additions	107001	2020	9	(452)
0100	161029	CSS Cylindrical Grinder	LGE-131600-Mill Creek Unit 1 Misc P	Additions	107001	2020	9	(13,363)
0100	161030	CSS Horiz Boring Mill	LGE-131600-Mill Creek Unit 1 Misc P	Additions	107001	2020	9	14,739
0100	162287	CR7 ST SEE Replace	LGE-134300-Cane Run 7 Prime Mover	Additions	107001	2021	4	124,149
0100	162287	CR7 ST SEE Replace	LGE-134300-Cane Run 7 Prime Mover	Removals	108901	2021	4	38,483
0100	162462	CR7 HRH1 Vlv Act Replace	LGE-134300-Cane Run 7 Prime Mover	Additions	107001	2020	10	3,651

0100	162462	CR7 HRH1 Vlv Act Replace	LGE-134300-Cane Run 7 Prime Mover	Removals	108901	2020	9	195
0100	162610	CR7 ST Turning Gear Motor	LGE-134300-Cane Run 7 Prime Mover	Additions	107001	2020	9	8,190
0100	162610	CR7 ST Turning Gear Motor	LGE-134300-Cane Run 7 Prime Mover	Removals	108901	2020	9	1,100
0100	LI-161212	SPIR Ashbottom-Can Run Sw	LGE-135500- KY Elec Transmission -	Additions	107001	2020	11	73,495
0100	00072FACL	CALL CENTER RENO BOC 3 LGE	LGE-339010-Common Structures - Gene	Additions	107001	2020	9	(166)
0100	138439	DLC - LG&E Electric	LGE-139720- DSM Equipment	Additions	107001	2020	9	(1,628)
0100	153561	DCC ENHANCEMENT LGE	LGE-136100-Electric Distribution Su	Additions	107001	2020	9	346
0100	159682LGE	TCC Renovations LGE	LGE-135310- KY Elec Transmission -	Additions	107001	2020	9	5,133
0100	159816	BOC SOUTHWEST ENTRANCE	LGE-339010-Common Structures - Gene	Additions	107001	2020	9	(1,201)
0100	161005LGE	BUS/ECON DEV OFF RECON LGE	LGE-339010-Common Structures - Gene	Additions	107001	2020	9	71
0100	139065	LGE CTR REMODEL REMOVAL	LGE-339010-Common Structures - Gene	Removals	108901	2020	9	(40,367)
0100	IT0557L	Corporate RPA-LGE19	LGE-330300-Misc Intang Plant-Softwa	Additions	107001	2020	9	(23)
0100	IT0781L	Cust Not Expand/Rep-LGE20	LGE-330330-Cloud Software NonCurrnt	Additions	107006	2020	12	518,183
0100	161667	2020 Transportation Auction	LGE-339200-Cars & Light Trucks-	Removals	108901	2020	12	2,000
0100	161195	TA1105 CIFI	LGE-136500-Electric Distribution -	Additions	107001	2020	12	61,196
0100	161195	TA1105 CIFI	LGE-136500-Electric Distribution -	Removals	108901	2020	12	62
0100	162224	RECEIVE 1 XFRM FROM KU TO LGE	LGE-136800-Line Transformers	Additions	107001	2020	12	3,387
0100	159060LGE	TC WASTE SLUDGE PUMPS-	LGE-131200-TC Unit 2 Boil	Additions	107001	2020	9	21,345
0100	162330	CSS TPO Roofing System	LGE-131100-Distribution Drive	Additions	107001	2020	11	1,294,731
0100	162363	CSS Water Jet Drill Head	LGE-131600-Mill Creek Unit 1 Misc P	Additions	107001	2020	10	17,301
0100	162364	CSS Lift Truck	LGE-131600-Mill Creek Unit 1 Misc P	Additions	107001	2020	10	44,071
0100	160397	PowerGem-LG&E	LGE-330300-Misc Intang Plant-Softwa	Additions	107001	2020	12	14,125
0100	162267	Subs Monitors - LG&E	LGE-339130-Computer Eq	Additions	107001	2020	9	(513)
0100	162657LGE	BOC Conf Rm 2C Renov-L	LGE-339010-Common Structures - Gene	Additions	107001	2020	9	44,754
0100	162657LGE	BOC Conf Rm 2C Renov-L	LGE-339010-Common Structures - Gene	Removals	108901	2020	9	4,708
0100	161196	TA1130 CIFI	LGE-136500-Electric Distribution -	Additions	107001	2020	12	54,222
0100	161196	TA1130 CIFI	LGE-136500-Electric Distribution -	Removals	108901	2020	12	1,016
0100	162352	TC1 BLEED PUMP MODIFICATION	LGE-131200-TC Unit 1 Boil	Additions	107001	2020	12	326,401
0100	162352	TC1 BLEED PUMP MODIFICATION	LGE-131200-TC Unit 1 Boil	Removals	108901	2020	12	10,203
0100	162366	CSS ROTARY AIR COMPRES	LGE-131600-Mill Creek Unit 1 Misc P	Additions	107001	2020	10	54,767
0100	162366	CSS ROTARY AIR COMPRES	LGE-131600-Mill Creek Unit 1 Misc P	Removals	108901	2020	10	8,084
0100	162608	MC2 Clg Twr Svc Bldg HVAC	LGE-131100-Mill Creek Unit 2 Struct	Additions	107001	2020	11	78,000
0100	151251	MC1 Turbine Room Roofing	LGE-131100-Mill Creek Unit 1 Struct	Additions	107001	2020	9	341,356
0100	151251	MC1 Turbine Room Roofing	LGE-131100-Mill Creek Unit 1 Struct	Removals	108901	2020	9	48,677
0100	161189	DA1242 CIFI	LGE-136500-Electric Distribution -	Additions	107001	2020	12	51,466
0100	161189	DA1242 CIFI	LGE-136500-Electric Distribution -	Removals	108901	2020	12	1,404
0100	154388	MC Turbine Room LED Lighting	LGE-131100-MC Unit 4 Struc	Additions	107001	2020	9	64,869
0100	154388	MC Turbine Room LED Lighting	LGE-131100-MC Unit 4 Struc	Additions	107001	2020	10	11,000
0100	154388	MC Turbine Room LED Lighting	LGE-131100-MC Unit 4 Struc	Removals	108901	2020	10	10,000
0100	159972	MC3 WATERWALL PANELS	LGE-131200-MC Unit 3 Boil	Additions	107001	2021	11	2,282,000
0100	159972	MC3 WATERWALL PANELS	LGE-131200-MC Unit 3 Boil	Removals	108901	2021	11	197,000
0100	160323	MC Elevator Controls	LGE-131600-Mill Creek Unit 4 Misc.	Additions	107001	2020	10	50,000
0100	160323	MC Elevator Controls	LGE-131600-Mill Creek Unit 4 Misc.	Additions	107001	2020	12	240,000
0100	160323	MC Elevator Controls	LGE-131600-Mill Creek Unit 4 Misc.	Removals	108901	2020	12	10,000
0100	162604	MC Warehouse Dock Cover	LGE-131100-MC Unit 4 Struc	Additions	107001	2020	10	75,000
0100	162604	MC Warehouse Dock Cover	LGE-131100-MC Unit 4 Struc	Additions	107001	2020	11	40,000
0100	162626LGE	TC MTCE CLEAN SHOP ADDITION-	LGE-131100-TC Unit 2 Struc	Additions	107001	2020	12	44,732

0100	162603	MC 1 & 2 Fan Room Roof	LGE-131100-Mill Creek Unit 2 Struct	Additions	107001	2020	9	164,742
0100	162603	MC 1 & 2 Fan Room Roof	LGE-131100-Mill Creek Unit 2 Struct	Additions	107001	2020	10	95,000
0100	162603	MC 1 & 2 Fan Room Roof	LGE-131100-Mill Creek Unit 2 Struct	Removals	108901	2020	9	18,737
0100	154390	MC1 LED Lighting	LGE-131100-Mill Creek Unit 1 Struct	Additions	107001	2020	9	168,194
0100	154390	MC1 LED Lighting	LGE-131100-Mill Creek Unit 1 Struct	Additions	107001	2020	11	53,000
0100	154390	MC1 LED Lighting	LGE-131100-Mill Creek Unit 1 Struct	Removals	108901	2020	11	50,000
0100	154392	MC2 LED Lighting	LGE-131100-Mill Creek Unit 2 Struct	Additions	107001	2020	11	216,000
0100	154392	MC2 LED Lighting	LGE-131100-Mill Creek Unit 2 Struct	Removals	108901	2020	11	50,000
0100	159657LGE	BRCT5 DC Battery Repl - LGE	LGE-134600-EWB 5 Misc Power Plant E	Additions	107001	2020	11	29,496
0100	159657LGE	BRCT5 DC Battery Repl - LGE	LGE-134600-EWB 5 Misc Power Plant E	Removals	108901	2020	11	1,326
0100	159659LGE	BRCT6 DC Battery Repl - LGE	LGE-134500-EWB 6 Accessory Electric	Additions	107001	2020	11	21,174
0100	159659LGE	BRCT6 DC Battery Repl - LGE	LGE-134500-EWB 6 Accessory Electric	Removals	108901	2020	11	931
0100	159662LGE	BRCT7 DC Battery Repl - LGE	LGE-134500-EWB 7 Accessory Electric	Additions	107001	2020	11	21,174
0100	159662LGE	BRCT7 DC Battery Repl - LGE	LGE-134500-EWB 7 Accessory Electric	Removals	108901	2020	11	931
0100	162345	'CR7 Condensor Clean	LGE-134300-Cane Run 7 Prime Mover	Additions	107001	2020	10	24,200
0100	162345	'CR7 Condensor Clean	LGE-134300-Cane Run 7 Prime Mover	Additions	107001	2020	11	1,100
0100	162417	MC3 Sootblower Thrm Drain Vlvs	LGE-131200-MC Unit 3 Boil	Additions	107001	2020	11	105,000
0100	162417	MC3 Sootblower Thrm Drain Vlvs	LGE-131200-MC Unit 3 Boil	Removals	108901	2020	11	5,000
0100	162418	MC4 Sootblower Thrm Drain Vlvs	LGE-131200-MC Unit 4 Boil	Additions	107001	2020	10	45,000
0100	162418	MC4 Sootblower Thrm Drain Vlvs	LGE-131200-MC Unit 4 Boil	Additions	107001	2020	11	70,000
0100	162418	MC4 Sootblower Thrm Drain Vlvs	LGE-131200-MC Unit 4 Boil	Removals	108901	2020	10	5,000
0100	162607	MC Btry Rm HVAC 2020	LGE-131100-MC Unit 4 Struc	Additions	107001	2020	11	86,000
0100	162609	MC#1 Uninterruptable Power Sup	LGE-131500-Mill Creek Unit 1 Access	Additions	107001	2020	9	40,034
0100	162609	MC#1 Uninterruptable Power Sup	LGE-131500-Mill Creek Unit 1 Access	Additions	107001	2020	10	7,000
0100	162609	MC#1 Uninterruptable Power Sup	LGE-131500-Mill Creek Unit 1 Access	Removals	108901	2020	10	1,000
0100	162613	MC4 Cooling Tower Bypass Valve	LGE-131400-Mill Creek Unit 4 Turbog	Additions	107001	2020	11	46,618
0100	162613	MC4 Cooling Tower Bypass Valve	LGE-131400-Mill Creek Unit 4 Turbog	Removals	108901	2020	11	7,000
0100	IT0867L	SIEM HW Refresh-LGE20-21	LGE-339130-Computer Eq	Additions	107001	2021	3	408,100
0100	132996	MC3 Relays	LGE-131400-Mill Creek Unit 3 Turbog	Additions	107001	2021	11	747,000
0100	132996	MC3 Relays	LGE-131400-Mill Creek Unit 3 Turbog	Removals	108901	2021	11	100,000
0100	154394	MC3 LED Lighting	LGE-131100-Mill Creek Unit 3 Struct	Additions	107001	2020	10	251,011
0100	154394	MC3 LED Lighting	LGE-131100-Mill Creek Unit 3 Struct	Removals	108901	2020	10	50,000
0100	156742	MC3 Reheat Outlet Partial	LGE-131200-MC Unit 3 Boil	Additions	107001	2021	11	842,000
0100	156742	MC3 Reheat Outlet Partial	LGE-131200-MC Unit 3 Boil	Removals	108901	2021	11	149,000
0100	159987	MC4 FGD IN SW CLAD	LGE-131200-MC4 SO2 Boil	Additions	107001	2020	10	120,000
0100	159987	MC4 FGD IN SW CLAD	LGE-131200-MC4 SO2 Boil	Removals	108901	2020	10	5,000
0100	161948	OF PARKING EXPANSION	LGE-133100-Ohio Falls Non-Project	Additions	107001	2020	10	20,000
0100	162343	OF Site Paving	LGE-133100-Ohio Falls Non-Project	Additions	107001	2020	10	256,051
0100	162344	OF Sump Oil Detection	LGE-133100-Ohio Falls Non-Project	Additions	107001	2020	10	28,597
0100	162344	OF Sump Oil Detection	LGE-133100-Ohio Falls Non-Project	Removals	108901	2020	10	1,572
0100	162632LGE	TC INSTALL VIB MONITORING-	LGE-131200-TC Unit 2 Boil	Additions	107001	2020	12	10,667
0100	154397	MC4 LED Lighting	LGE-131100-MC Unit 4 Struc	Additions	107001	2020	11	550,000
0100	154397	MC4 LED Lighting	LGE-131100-MC Unit 4 Struc	Removals	108901	2020	11	50,000
0100	159075	ZIRMED-II Breakdown	LGE-136700-Electric Distribution -	Additions	107001	2020	12	0
0100	160494	LGE Spare 138-13kv XFMR-JTown	LGE-136200- KY Elect Dist Substati	Additions	107001	2020	12	3,530
0100	155860	TPPA-Other 2018	LGE-136400-Electric Distribution -	Additions	107001	2020	9	(66)
0100	155860	TPPA-Other 2018	LGE-136400-Electric Distribution -	Removals	108901	2020	9	-

0100	158580	DA1243 Ckt Hardening	LGE-136500-Electric Distribution -	Additions	107001	2020	12	489,702
0100	158580	DA1243 Ckt Hardening	LGE-136500-Electric Distribution -	Removals	108901	2020	12	58,767
0100	161185	TA1130 Ckt Hardening	LGE-136500-Electric Distribution -	Additions	107001	2020	12	240,770
0100	161185	TA1130 Ckt Hardening	LGE-136500-Electric Distribution -	Removals	108901	2020	12	21,955
0100	161807	Boutique Hotel Vault	LGE-136700-Electric Distribution -	Additions	107001	2020	12	659,111
0100	162291	I-MOVE RD WIDENING	LGE-136920-Electric Distribution -	Additions	107001	2020	12	91,501
0100	162291	I-MOVE RD WIDENING	LGE-136920-Electric Distribution -	Removals	108901	2020	12	11,023
0100	162370	LO1190 CEMI	LGE-136500-Electric Distribution -	Additions	107001	2020	12	21,498
0100	162370	LO1190 CEMI	LGE-136500-Electric Distribution -	Removals	108901	2020	12	4,725
0100	162371	TA1130 CEMI	LGE-136500-Electric Distribution -	Additions	107001	2020	12	17,957
0100	162371	TA1130 CEMI	LGE-136500-Electric Distribution -	Removals	108901	2020	12	5,345
0100	162615	CF1202 CEMI	LGE-136500-Electric Distribution -	Additions	107001	2020	12	62,736
0100	162615	CF1202 CEMI	LGE-136500-Electric Distribution -	Removals	108901	2020	12	8,262
0100	162708	DX1223 CIFI Phase II	LGE-136500-Electric Distribution -	Additions	107001	2020	12	461,937
0100	162708	DX1223 CIFI Phase II	LGE-136500-Electric Distribution -	Removals	108901	2020	12	37,599
0100	162905	Freys Hill Substation TR1 LTC	LGE-136200- KY Elect Dist Substati	Additions	107001	2020	12	85,081
0100	162905	Freys Hill Substation TR1 LTC	LGE-136200- KY Elect Dist Substati	Removals	108901	2020	12	16,928
0100	162871	MOVE 1 XFRM FROM LGE TO KU	LGE-136800-Line Transformers	Removals	108901	2020	12	(32,132)
0100	162676	UG Storage Asset-TaskOP	LGE-235255- KY Gas Stor UG	Additions	107001	2020	9	47,803
0100	406000075	Clark Station Rd Main Ext	LGE-237600-Gas Distribution - Mains	Additions	107001	2020	12	700,014
0100	406000075	Clark Station Rd Main Ext	LGE-237600-Gas Distribution - Mains	Additions	107001	2021	1	198,805
0100	406000075	Clark Station Rd Main Ext	LGE-237600-Gas Distribution - Mains	Additions	107001	2021	2	140,495
0100	406000075	Clark Station Rd Main Ext	LGE-237600-Gas Distribution - Mains	Additions	107001	2021	3	111,199
0100	406000075	Clark Station Rd Main Ext	LGE-237600-Gas Distribution - Mains	Additions	107001	2021	4	105,509
0100	406000075	Clark Station Rd Main Ext	LGE-237600-Gas Distribution - Mains	Additions	107001	2021	5	105,509
0100	406000075	Clark Station Rd Main Ext	LGE-237600-Gas Distribution - Mains	Additions	107001	2021	6	105,509
0100	406000075	Clark Station Rd Main Ext	LGE-237600-Gas Distribution - Mains	Additions	107001	2021	7	105,509
0100	406000075	Clark Station Rd Main Ext	LGE-237600-Gas Distribution - Mains	Additions	107001	2021	8	105,509
0100	406000075	Clark Station Rd Main Ext	LGE-237600-Gas Distribution - Mains	Additions	107001	2021	9	105,509
0100	406000075	Clark Station Rd Main Ext	LGE-237600-Gas Distribution - Mains	Additions	107001	2021	10	105,509
0100	406000075	Clark Station Rd Main Ext	LGE-237600-Gas Distribution - Mains	Additions	107001	2021	11	105,509
0100	406000075	Clark Station Rd Main Ext	LGE-237600-Gas Distribution - Mains	Additions	107001	2021	12	105,509
0100	406000075	Clark Station Rd Main Ext	LGE-237600-Gas Distribution - Mains	Removals	108799	2020	12	10,000
0100	406000084	Hwy 146 Relocation	LGE-237600-Gas Distribution - Mains	Additions	107001	2021	12	744,523
0100	406000084	Hwy 146 Relocation	LGE-237600-Gas Distribution - Mains	Removals	108799	2021	12	(2,614)
0100	150059LGE	TC UPG COAL HAND SAMPLER	LGE-131200-TC Unit 2 Boil	Additions	107001	2020	9	0
0100	162647	TC1 DESP RAPPER CNTRL UPGD	LGE-131200-TC Unit 1 Boil	Additions	107001	2020	12	28,113
0100	162735	TC1 PYRITE SUMP UPGD	LGE-131200-TC Unit 1 Boil	Additions	107001	2020	12	56,270
0100	162735	TC1 PYRITE SUMP UPGD	LGE-131200-TC Unit 1 Boil	Removals	108901	2020	12	2,551
0100	162810	CR7 Sludge Pump	LGE-134300-Cane Run 7 Prime Mover	Additions	107001	2020	9	1,118
0100	162810	CR7 Sludge Pump	LGE-134300-Cane Run 7 Prime Mover	Removals	108901	2020	9	261
0100	162877	CANE RUN 11 DEMO	LGE-134400-Cane Run 11- Generators	Removals	108901	2020	12	293,002
0100	149679	Middletown CIP Security Upgrds	LGE-135310- KY Elec Transmission -	Additions	107001	2020	9	101,618
0100	149679	Middletown CIP Security Upgrds	LGE-135310- KY Elec Transmission -	Removals	108901	2020	9	(101,618)
0100	152108	REL-MT-TC Sw-CF Brkr Add	LGE-135310- KY Elec Transmission -	Additions	107001	2020	9	10,508
0100	152108	REL-MT-TC Sw-CF Brkr Add	LGE-135310- KY Elec Transmission -	Removals	108901	2020	9	(358)
0100	156683	RFN-Oxmoor Fence	LGE-135310- KY Elec Transmission -	Additions	107001	2020	9	9,875

0100	156683	RFN-Oxmoor Fence	LGE-135310- KY Elec Transmission -	Removals	108901	2020	9	(321)
0100	157937	TC-1 Metering (Reimbursable)	LGE-135310- KY Elec Transmission -	Additions	107001	2020	9	78
0100	157937	TC-1 Metering (Reimbursable)	LGE-135310- KY Elec Transmission -	Removals	108901	2020	9	(78)
0100	SU-000468	PRTU-CLOVERPORT	LGE-135310- KY Elec Transmission -	Additions	107001	2021	1	179,436
0100	159545	MONDI MATERIAL STOR RELOCATE	LGE-339010-Common Structures - Gene	Additions	107001	2020	9	(31,215)
0100	159699	MEDIA ROOM RENOVATION	LGE-339010-Common Structures - Gene	Additions	107001	2020	9	1,821
0100	160822L	Work at Home Phase 2 L	LGE-339131-Personal Computers	Additions	107001	2020	9	(25)
0100	162724	BOC AIR PURIFIERS - 2020	LGE-339010-Common Structures - Gene	Additions	107001	2020	9	12,274
0100	162731	BOC MEDICAL CLINIC LGE	LGE-339010-Common Structures - Gene	Additions	107001	2020	12	594,912
0100	162731	BOC MEDICAL CLINIC LGE	LGE-339010-Common Structures - Gene	Removals	108901	2020	12	19,174
0100	162758	EDO UG NETWORK OFFICE RENO	LGE-339010-Common Structures - Gene	Additions	107001	2020	12	457,217
0100	162758	EDO UG NETWORK OFFICE RENO	LGE-339010-Common Structures - Gene	Removals	108901	2020	12	10,092
0100	162808LGE	SOLAR SHARE SIGNAGE LGE	LGE-134100-Simp Solar A1 Struc & Im	Additions	107001	2020	9	10,092
0100	162732	AOC MEDICAL CLINIC L	LGE-339010-Common Structures - Gene	Additions	107001	2020	12	1,510,087
0100	162732	AOC MEDICAL CLINIC L	LGE-339010-Common Structures - Gene	Removals	108901	2020	12	29,771
0100	IT0380L	SOA Replacement-LGE20-21	LGE-330300-Misc Intang Plant-Softwa	Additions	107001	2021	5	256,829
0100	IT0675L	Truepoint MW Replacement-LGE20	LGE-339710- Radios and Telephone	Additions	107001	2020	11	119,077
0100	IT0675L	Truepoint MW Replacement-LGE20	LGE-339710- Radios and Telephone	Additions	107001	2020	12	10,724
0100	162700	Cane Run SW-Shively 69kV	LGE-136500-Electric Distribution -	Additions	107001	2020	12	286,443
0100	162700	Cane Run SW-Shively 69kV	LGE-136500-Electric Distribution -	Removals	108901	2020	12	13,557
0100	162683	TC HL1 INJECTION SYST REPL	LGE-131200-TC Unit 1 Boil	Additions	107001	2020	12	237,900
0100	162904	TC1 TROLLEY SYSTEM	LGE-131600-Trimble Unit 1 Misc. Pow	Additions	107001	2020	12	32,108
0100	GSSLLABEL	GS SL LGE LAB EQUIP 2020	LGE-131600-Mill Creek Unit 4 Misc.	Additions	107001	2020	12	63,917
0100	162821LGE	OSI Landscape Tool-LGE	LGE-330300-Misc Intang Plant-Softwa	Additions	107001	2020	12	38,126
0100	SU-000466	POR TAM Collins 138/69 Trm Eq	LGE-135310- KY Elec Transmission -	Additions	107001	2021	12	753,513
0100	156469	Churchill Downs-Square D	LGE-136920-Electric Distribution -	Additions	107001	2020	9	1,178
0100	162813LGE	TC HVAC UNIT REPLACEMENT-	LGE-131100-TC Unit 2 Struc	Additions	107001	2020	12	72,041
0100	162815LGE	TC PWS EQUIP MODIFICATION-	LGE-131200-TC Unit 2 Boil	Additions	107001	2020	12	1,862
0100	162849LGE	PP OFFICE UPDATE LGE14 L	LGE-339010-Common Structures - Gene	Additions	107001	2020	9	22,880
0100	162688	CR7 ISS Housing Rebuild	LGE-134300-Cane Run 7 Prime Mover	Additions	107001	2020	10	60,491
0100	162764LGE	BOC HEALTH CLINIC FURN LGE	LGE-339010-Common Structures - Gene	Additions	107001	2020	12	9,527
0100	162768LGE	AOC HEALTH CLINIC FURN LGE	LGE-339110-Office Furniture	Additions	107001	2020	12	13,119
0100	156204	Hillcrest 6" Bus Duct Addition	LGE-135310- KY Elec Transmission -	Additions	107001	2020	12	43
0100	162645LGE	TC2 SPARE ID FAN BLADES-	LGE-131200-TC Unit 2 Boil	Additions	107001	2020	12	41,301
0100	IT0770L	Transmission PMO SP Site-LGE19	LGE-330300-Misc Intang Plant-Softwa	Additions	107001	2020	9	-
0100	143864	PR Gas Pipe Line	LGE-134200-PR 13 Fuel Holders, Prod	Additions	107001	2020	9	-
0100	IT0535L	Expnd Pymt/Cust Srvc Opt-LGE19	LGE-330300-Misc Intang Plant-Softwa	Additions	107001	2020	9	-
0100	142753LGE	TC2 GAS IGNITE FUEL 2015	LGE-131200-TC Unit 2 Boil	Additions	107001	2020	9	-
0100	IT0548L	Centrifly Rp CyberArk Enh-LGE19	LGE-330300-Misc Intang Plant-Softwa	Additions	107001	2020	12	-
0100	162760LGE	TC A TRAVELING WTR SCREEN-	LGE-131200-TC Unit 2 Boil	Additions	107001	2020	12	145,825
0100	162760LGE	TC A TRAVELING WTR SCREEN-	LGE-131200-TC Unit 2 Boil	Removals	108901	2020	12	53,342
0100	LI-000062	REL Mt. Washington RECC	LGE-135500- KY Elec Transmission -	Additions	107001	2020	9	-
0100	150222	LGE Ky Wired Reimbursable	LGE-136500-Electric Distribution -	Additions	107001	2020	9	-
0100	150222	LGE Ky Wired Reimbursable	LGE-136500-Electric Distribution -	Removals	108901	2020	9	-
0100	406000010	REG FAC RET ZHALE SMITH-HWY 53	LGE-237600-Gas Distribution - Mains	Additions	107001	2020	9	-
0100	158860	TPPA-Mobilitie 2019	LGE-136400-Electric Distribution -	Additions	107001	2020	9	-
0100	158860	TPPA-Mobilitie 2019	LGE-136400-Electric Distribution -	Removals	108901	2020	9	-

0100	117149	Trimble County 2	LGE-131200-TC Unit 2 Boil	Additions	107001	2020	9	-
0100	IT0769CG	OQ Field Verification-LGE19-20	LGE-330300-Misc Intang Plant-Softwa	Additions	107001	2020	9	-
0100	158067	TCC OpEngExp & Training Room-L	LGE-135310- KY Elec Transmission -	Additions	107001	2020	9	520
0100	158067	TCC OpEngExp & Training Room-L	LGE-135310- KY Elec Transmission -	Removals	108901	2020	9	-
0100	SU-000171	PRTU FARNSEY	LGE-135310- KY Elec Transmission -	Additions	107001	2020	9	2,062
0100	SU-000171	PRTU FARNSEY	LGE-135310- KY Elec Transmission -	Removals	108901	2020	9	-
0100	151259	MC3 Field Instrumentation 2019	LGE-131600-Mill Creek Unit 3 Misc.	Additions	107001	2020	9	25,000
0100	151259	MC3 Field Instrumentation 2019	LGE-131600-Mill Creek Unit 3 Misc.	Removals	108901	2020	9	(25,000)
0100	160660	RECEIVE 10 XFMRS FROM KU	LGE-136800-Line Transformers	Additions	107001	2020	9	(18,899)
0100	SU-000017	PAR-Collins Arrsters 6684,6685	LGE-135310- KY Elec Transmission -	Additions	107001	2021	10	49,779
0100	SU-000294	PBR-Magazine PRLY PIR PAR	LGE-135310- KY Elec Transmission -	Additions	107001	2020	9	0
0100	448000029	H2S Scavenger Upgrades	LGE-235600-Gas Storage Undg. - Puri	Additions	107001	2020	9	2,814
0100	158064	AOC Trailers	LGE-339010-Common Structures - Gene	Additions	107001	2020	9	8
0100	0100PITP	LGE PITP Placeholder	LGE-136400-Electric Distribution -	Additions	107001	2021	1	355,322
0100	0100PITP	LGE PITP Placeholder	LGE-136400-Electric Distribution -	Additions	107001	2021	2	355,060
0100	0100PITP	LGE PITP Placeholder	LGE-136400-Electric Distribution -	Additions	107001	2021	3	352,336
0100	0100PITP	LGE PITP Placeholder	LGE-136400-Electric Distribution -	Additions	107001	2021	4	352,336
0100	0100PITP	LGE PITP Placeholder	LGE-136400-Electric Distribution -	Additions	107001	2021	5	352,336
0100	0100PITP	LGE PITP Placeholder	LGE-136400-Electric Distribution -	Additions	107001	2021	6	352,336
0100	0100PITP	LGE PITP Placeholder	LGE-136400-Electric Distribution -	Additions	107001	2021	7	352,336
0100	0100PITP	LGE PITP Placeholder	LGE-136400-Electric Distribution -	Additions	107001	2021	8	352,336
0100	0100PITP	LGE PITP Placeholder	LGE-136400-Electric Distribution -	Additions	107001	2021	9	352,336
0100	0100PITP	LGE PITP Placeholder	LGE-136400-Electric Distribution -	Additions	107001	2021	10	352,336
0100	0100PITP	LGE PITP Placeholder	LGE-136400-Electric Distribution -	Additions	107001	2021	11	352,336
0100	0100PITP	LGE PITP Placeholder	LGE-136400-Electric Distribution -	Additions	107001	2021	12	382,336
0100	0100PITP	LGE PITP Placeholder	LGE-136400-Electric Distribution -	Additions	107001	2022	1	363,200
0100	0100PITP	LGE PITP Placeholder	LGE-136400-Electric Distribution -	Additions	107001	2022	2	363,200
0100	0100PITP	LGE PITP Placeholder	LGE-136400-Electric Distribution -	Additions	107001	2022	3	363,200
0100	0100PITP	LGE PITP Placeholder	LGE-136400-Electric Distribution -	Additions	107001	2022	4	363,200
0100	0100PITP	LGE PITP Placeholder	LGE-136400-Electric Distribution -	Additions	107001	2022	5	363,200
0100	0100PITP	LGE PITP Placeholder	LGE-136400-Electric Distribution -	Additions	107001	2022	6	363,200
0100	0100PITP	LGE PITP Placeholder	LGE-136400-Electric Distribution -	Removals	108901	2021	1	78,834
0100	0100PITP	LGE PITP Placeholder	LGE-136400-Electric Distribution -	Removals	108901	2021	2	78,834
0100	0100PITP	LGE PITP Placeholder	LGE-136400-Electric Distribution -	Removals	108901	2021	3	78,834
0100	0100PITP	LGE PITP Placeholder	LGE-136400-Electric Distribution -	Removals	108901	2021	4	78,834
0100	0100PITP	LGE PITP Placeholder	LGE-136400-Electric Distribution -	Removals	108901	2021	5	78,834
0100	0100PITP	LGE PITP Placeholder	LGE-136400-Electric Distribution -	Removals	108901	2021	6	78,834
0100	0100PITP	LGE PITP Placeholder	LGE-136400-Electric Distribution -	Removals	108901	2021	7	78,834
0100	0100PITP	LGE PITP Placeholder	LGE-136400-Electric Distribution -	Removals	108901	2021	8	78,834
0100	0100PITP	LGE PITP Placeholder	LGE-136400-Electric Distribution -	Removals	108901	2021	9	78,834
0100	0100PITP	LGE PITP Placeholder	LGE-136400-Electric Distribution -	Removals	108901	2021	10	78,834
0100	0100PITP	LGE PITP Placeholder	LGE-136400-Electric Distribution -	Removals	108901	2021	11	78,835
0100	0100PITP	LGE PITP Placeholder	LGE-136400-Electric Distribution -	Removals	108901	2021	12	78,834
0100	0100PITP	LGE PITP Placeholder	LGE-136400-Electric Distribution -	Removals	108901	2022	1	82,902
0100	0100PITP	LGE PITP Placeholder	LGE-136400-Electric Distribution -	Removals	108901	2022	2	81,341
0100	0100PITP	LGE PITP Placeholder	LGE-136400-Electric Distribution -	Removals	108901	2022	3	81,341
0100	0100PITP	LGE PITP Placeholder	LGE-136400-Electric Distribution -	Removals	108901	2022	4	81,341

0100	0100PITP	LGE PITP Placeholder	LGE-136400-Electric Distribution -	Removals	108901	2022	5	81,341
0100	0100PITP	LGE PITP Placeholder	LGE-136400-Electric Distribution -	Removals	108901	2022	6	81,341
0100	134939	SIO-LGE SCADA UPGRADE	LGE-136200- KY Elect Dist Substati	Additions	107001	2021	4	355,860
0100	134939	SIO-LGE SCADA UPGRADE	LGE-136200- KY Elect Dist Substati	Additions	107001	2021	6	355,860
0100	134939	SIO-LGE SCADA UPGRADE	LGE-136200- KY Elect Dist Substati	Additions	107001	2021	8	288,280
0100	142487	PILC 2021 LGE CABLE REPL	LGE-136600-Electric Distribution -	Additions	107001	2021	12	10,946,509
0100	142487	PILC 2021 LGE CABLE REPL	LGE-136600-Electric Distribution -	Removals	108901	2021	12	216,217
0100	153002	LGE CIFI RAP	LGE-136500-Electric Distribution -	Additions	107001	2021	1	91,069
0100	153002	LGE CIFI RAP	LGE-136500-Electric Distribution -	Additions	107001	2021	2	90,096
0100	153002	LGE CIFI RAP	LGE-136500-Electric Distribution -	Additions	107001	2021	3	93,630
0100	153002	LGE CIFI RAP	LGE-136500-Electric Distribution -	Additions	107001	2021	4	95,727
0100	153002	LGE CIFI RAP	LGE-136500-Electric Distribution -	Additions	107001	2021	5	95,727
0100	153002	LGE CIFI RAP	LGE-136500-Electric Distribution -	Additions	107001	2021	6	95,727
0100	153002	LGE CIFI RAP	LGE-136500-Electric Distribution -	Additions	107001	2021	7	95,727
0100	153002	LGE CIFI RAP	LGE-136500-Electric Distribution -	Additions	107001	2021	8	95,727
0100	153002	LGE CIFI RAP	LGE-136500-Electric Distribution -	Additions	107001	2021	9	95,727
0100	153002	LGE CIFI RAP	LGE-136500-Electric Distribution -	Additions	107001	2021	10	95,727
0100	153002	LGE CIFI RAP	LGE-136500-Electric Distribution -	Additions	107001	2021	11	90,096
0100	153002	LGE CIFI RAP	LGE-136500-Electric Distribution -	Additions	107001	2021	12	90,023
0100	153002	LGE CIFI RAP	LGE-136500-Electric Distribution -	Additions	107001	2022	1	96,075
0100	153002	LGE CIFI RAP	LGE-136500-Electric Distribution -	Additions	107001	2022	2	96,075
0100	153002	LGE CIFI RAP	LGE-136500-Electric Distribution -	Additions	107001	2022	3	96,075
0100	153002	LGE CIFI RAP	LGE-136500-Electric Distribution -	Additions	107001	2022	4	96,075
0100	153002	LGE CIFI RAP	LGE-136500-Electric Distribution -	Additions	107001	2022	5	96,075
0100	153002	LGE CIFI RAP	LGE-136500-Electric Distribution -	Additions	107001	2022	6	96,075
0100	153002	LGE CIFI RAP	LGE-136500-Electric Distribution -	Removals	108901	2021	1	10,418
0100	153002	LGE CIFI RAP	LGE-136500-Electric Distribution -	Removals	108901	2021	2	10,418
0100	153002	LGE CIFI RAP	LGE-136500-Electric Distribution -	Removals	108901	2021	3	10,418
0100	153002	LGE CIFI RAP	LGE-136500-Electric Distribution -	Removals	108901	2021	4	10,418
0100	153002	LGE CIFI RAP	LGE-136500-Electric Distribution -	Removals	108901	2021	5	10,418
0100	153002	LGE CIFI RAP	LGE-136500-Electric Distribution -	Removals	108901	2021	6	10,418
0100	153002	LGE CIFI RAP	LGE-136500-Electric Distribution -	Removals	108901	2021	7	10,418
0100	153002	LGE CIFI RAP	LGE-136500-Electric Distribution -	Removals	108901	2021	8	10,418
0100	153002	LGE CIFI RAP	LGE-136500-Electric Distribution -	Removals	108901	2021	9	10,418
0100	153002	LGE CIFI RAP	LGE-136500-Electric Distribution -	Removals	108901	2021	10	10,418
0100	153002	LGE CIFI RAP	LGE-136500-Electric Distribution -	Removals	108901	2021	11	10,418
0100	153002	LGE CIFI RAP	LGE-136500-Electric Distribution -	Removals	108901	2021	12	10,396
0100	153002	LGE CIFI RAP	LGE-136500-Electric Distribution -	Removals	108901	2022	1	10,675
0100	153002	LGE CIFI RAP	LGE-136500-Electric Distribution -	Removals	108901	2022	2	10,675
0100	153002	LGE CIFI RAP	LGE-136500-Electric Distribution -	Removals	108901	2022	3	10,675
0100	153002	LGE CIFI RAP	LGE-136500-Electric Distribution -	Removals	108901	2022	4	10,675
0100	153002	LGE CIFI RAP	LGE-136500-Electric Distribution -	Removals	108901	2022	5	10,675
0100	153002	LGE CIFI RAP	LGE-136500-Electric Distribution -	Removals	108901	2022	6	10,675
0100	153006	REL System Hardening LGE	LGE-136500-Electric Distribution -	Additions	107001	2021	1	114,125
0100	153006	REL System Hardening LGE	LGE-136500-Electric Distribution -	Additions	107001	2021	2	114,125
0100	153006	REL System Hardening LGE	LGE-136500-Electric Distribution -	Additions	107001	2021	3	114,125
0100	153006	REL System Hardening LGE	LGE-136500-Electric Distribution -	Additions	107001	2021	4	114,125

0100	153006	REL System Hardening LGE	LGE-136500-Electric Distribution -	Additions	107001	2021	5	114,125
0100	153006	REL System Hardening LGE	LGE-136500-Electric Distribution -	Additions	107001	2021	6	114,125
0100	153006	REL System Hardening LGE	LGE-136500-Electric Distribution -	Additions	107001	2021	7	114,125
0100	153006	REL System Hardening LGE	LGE-136500-Electric Distribution -	Additions	107001	2021	8	114,125
0100	153006	REL System Hardening LGE	LGE-136500-Electric Distribution -	Additions	107001	2021	9	114,125
0100	153006	REL System Hardening LGE	LGE-136500-Electric Distribution -	Additions	107001	2021	10	114,125
0100	153006	REL System Hardening LGE	LGE-136500-Electric Distribution -	Additions	107001	2021	11	114,125
0100	153006	REL System Hardening LGE	LGE-136500-Electric Distribution -	Additions	107001	2021	12	114,125
0100	153006	REL System Hardening LGE	LGE-136500-Electric Distribution -	Additions	107001	2022	1	209,625
0100	153006	REL System Hardening LGE	LGE-136500-Electric Distribution -	Additions	107001	2022	2	209,625
0100	153006	REL System Hardening LGE	LGE-136500-Electric Distribution -	Additions	107001	2022	3	209,625
0100	153006	REL System Hardening LGE	LGE-136500-Electric Distribution -	Additions	107001	2022	4	209,625
0100	153006	REL System Hardening LGE	LGE-136500-Electric Distribution -	Additions	107001	2022	5	209,625
0100	153006	REL System Hardening LGE	LGE-136500-Electric Distribution -	Additions	107001	2022	6	209,625
0100	153006	REL System Hardening LGE	LGE-136500-Electric Distribution -	Removals	108901	2021	1	38,042
0100	153006	REL System Hardening LGE	LGE-136500-Electric Distribution -	Removals	108901	2021	2	38,042
0100	153006	REL System Hardening LGE	LGE-136500-Electric Distribution -	Removals	108901	2021	3	38,042
0100	153006	REL System Hardening LGE	LGE-136500-Electric Distribution -	Removals	108901	2021	4	38,042
0100	153006	REL System Hardening LGE	LGE-136500-Electric Distribution -	Removals	108901	2021	5	38,042
0100	153006	REL System Hardening LGE	LGE-136500-Electric Distribution -	Removals	108901	2021	6	38,042
0100	153006	REL System Hardening LGE	LGE-136500-Electric Distribution -	Removals	108901	2021	7	38,042
0100	153006	REL System Hardening LGE	LGE-136500-Electric Distribution -	Removals	108901	2021	8	38,042
0100	153006	REL System Hardening LGE	LGE-136500-Electric Distribution -	Removals	108901	2021	9	38,042
0100	153006	REL System Hardening LGE	LGE-136500-Electric Distribution -	Removals	108901	2021	10	38,042
0100	153006	REL System Hardening LGE	LGE-136500-Electric Distribution -	Removals	108901	2021	11	38,042
0100	153006	REL System Hardening LGE	LGE-136500-Electric Distribution -	Removals	108901	2021	12	38,039
0100	153006	REL System Hardening LGE	LGE-136500-Electric Distribution -	Removals	108901	2022	1	69,875
0100	153006	REL System Hardening LGE	LGE-136500-Electric Distribution -	Removals	108901	2022	2	69,875
0100	153006	REL System Hardening LGE	LGE-136500-Electric Distribution -	Removals	108901	2022	3	69,875
0100	153006	REL System Hardening LGE	LGE-136500-Electric Distribution -	Removals	108901	2022	4	69,875
0100	153006	REL System Hardening LGE	LGE-136500-Electric Distribution -	Removals	108901	2022	5	69,875
0100	153006	REL System Hardening LGE	LGE-136500-Electric Distribution -	Removals	108901	2022	6	69,875
0100	157622	URD CABLE REPL/REJUV LGE 2021	LGE-136500-Electric Distribution -	Additions	107001	2021	12	1,700,250
0100	162027	2021 LEO MANHOLE STRUCT REP	LGE-136100-Electric Distribution Su	Additions	107001	2021	12	413,557
0100	162027	2021 LEO MANHOLE STRUCT REP	LGE-136100-Electric Distribution Su	Removals	108901	2021	12	20,365
0100	162028	2021 LEO DWTN VENT PROTECT	LGE-136700-Electric Distribution -	Additions	107001	2021	12	643,746
0100	162028	2021 LEO DWTN VENT PROTECT	LGE-136700-Electric Distribution -	Removals	108901	2021	12	209,303
0100	162029	2021 LEO DWTN VT STRUCT REP	LGE-136700-Electric Distribution -	Additions	107001	2021	12	1,658,264
0100	162029	2021 LEO DWTN VT STRUCT REP	LGE-136700-Electric Distribution -	Removals	108901	2021	12	91,708
0100	162030	LEO PADMOUNT REP/REPL	LGE-136910-Electric Distribution -	Additions	107001	2021	12	311,681
0100	162885	2021 SIO Fuse Savings LGE	LGE-136500-Electric Distribution -	Additions	107001	2021	12	465,469
0100	162885	2021 SIO Fuse Savings LGE	LGE-136500-Electric Distribution -	Removals	108901	2021	12	24,540
0100	162971	DSP IN-1296 CW	LGE-136500-Electric Distribution -	Additions	107001	2021	12	2,100,345
0100	ACAPR340	Cap/Reg/Recloser 003400	LGE-136200- KY Elect Dist Substati	Additions	107001	2021	1	37,779
0100	ACAPR340	Cap/Reg/Recloser 003400	LGE-136200- KY Elect Dist Substati	Additions	107001	2021	2	55,509
0100	ACAPR340	Cap/Reg/Recloser 003400	LGE-136200- KY Elect Dist Substati	Additions	107001	2021	3	66,996
0100	ACAPR340	Cap/Reg/Recloser 003400	LGE-136200- KY Elect Dist Substati	Additions	107001	2021	4	8,979

0100	ACAPR340	Cap/Reg/Recloser 003400	LGE-136200- KY Elect Dist Substati	Additions	107001	2021	5	81,326
0100	ACAPR340	Cap/Reg/Recloser 003400	LGE-136200- KY Elect Dist Substati	Additions	107001	2021	6	54,718
0100	ACAPR340	Cap/Reg/Recloser 003400	LGE-136200- KY Elect Dist Substati	Additions	107001	2021	7	62,269
0100	ACAPR340	Cap/Reg/Recloser 003400	LGE-136200- KY Elect Dist Substati	Additions	107001	2021	8	86,158
0100	ACAPR340	Cap/Reg/Recloser 003400	LGE-136200- KY Elect Dist Substati	Additions	107001	2021	9	91,980
0100	ACAPR340	Cap/Reg/Recloser 003400	LGE-136200- KY Elect Dist Substati	Additions	107001	2021	10	91,729
0100	ACAPR340	Cap/Reg/Recloser 003400	LGE-136200- KY Elect Dist Substati	Additions	107001	2021	11	212,207
0100	ACAPR340	Cap/Reg/Recloser 003400	LGE-136200- KY Elect Dist Substati	Additions	107001	2021	12	173,109
0100	ACAPR340	Cap/Reg/Recloser 003400	LGE-136200- KY Elect Dist Substati	Additions	107001	2022	1	29,169
0100	ACAPR340	Cap/Reg/Recloser 003400	LGE-136200- KY Elect Dist Substati	Additions	107001	2022	2	42,858
0100	ACAPR340	Cap/Reg/Recloser 003400	LGE-136200- KY Elect Dist Substati	Additions	107001	2022	3	51,727
0100	ACAPR340	Cap/Reg/Recloser 003400	LGE-136200- KY Elect Dist Substati	Additions	107001	2022	4	6,933
0100	ACAPR340	Cap/Reg/Recloser 003400	LGE-136200- KY Elect Dist Substati	Additions	107001	2022	5	62,790
0100	ACAPR340	Cap/Reg/Recloser 003400	LGE-136200- KY Elect Dist Substati	Additions	107001	2022	6	42,246
0100	ANBCD3400	NB Comm OH 003400	LGE-136500-Electric Distribution -	Additions	107001	2021	1	178,344
0100	ANBCD3400	NB Comm OH 003400	LGE-136500-Electric Distribution -	Additions	107001	2021	2	133,330
0100	ANBCD3400	NB Comm OH 003400	LGE-136500-Electric Distribution -	Additions	107001	2021	3	156,377
0100	ANBCD3400	NB Comm OH 003400	LGE-136500-Electric Distribution -	Additions	107001	2021	4	188,833
0100	ANBCD3400	NB Comm OH 003400	LGE-136500-Electric Distribution -	Additions	107001	2021	5	228,025
0100	ANBCD3400	NB Comm OH 003400	LGE-136500-Electric Distribution -	Additions	107001	2021	6	198,028
0100	ANBCD3400	NB Comm OH 003400	LGE-136500-Electric Distribution -	Additions	107001	2021	7	238,719
0100	ANBCD3400	NB Comm OH 003400	LGE-136500-Electric Distribution -	Additions	107001	2021	8	245,331
0100	ANBCD3400	NB Comm OH 003400	LGE-136500-Electric Distribution -	Additions	107001	2021	9	172,036
0100	ANBCD3400	NB Comm OH 003400	LGE-136500-Electric Distribution -	Additions	107001	2021	10	234,476
0100	ANBCD3400	NB Comm OH 003400	LGE-136500-Electric Distribution -	Additions	107001	2021	11	151,259
0100	ANBCD3400	NB Comm OH 003400	LGE-136500-Electric Distribution -	Additions	107001	2021	12	285,369
0100	ANBCD3400	NB Comm OH 003400	LGE-136500-Electric Distribution -	Additions	107001	2022	1	186,457
0100	ANBCD3400	NB Comm OH 003400	LGE-136500-Electric Distribution -	Additions	107001	2022	2	114,674
0100	ANBCD3400	NB Comm OH 003400	LGE-136500-Electric Distribution -	Additions	107001	2022	3	168,396
0100	ANBCD3400	NB Comm OH 003400	LGE-136500-Electric Distribution -	Additions	107001	2022	4	192,552
0100	ANBCD3400	NB Comm OH 003400	LGE-136500-Electric Distribution -	Additions	107001	2022	5	251,905
0100	ANBCD3400	NB Comm OH 003400	LGE-136500-Electric Distribution -	Additions	107001	2022	6	219,017
0100	ANBCD3400	NB Comm OH 003400	LGE-136500-Electric Distribution -	Removals	108901	2021	1	11,512
0100	ANBCD3400	NB Comm OH 003400	LGE-136500-Electric Distribution -	Removals	108901	2021	2	7,692
0100	ANBCD3400	NB Comm OH 003400	LGE-136500-Electric Distribution -	Removals	108901	2021	3	9,777
0100	ANBCD3400	NB Comm OH 003400	LGE-136500-Electric Distribution -	Removals	108901	2021	4	11,779
0100	ANBCD3400	NB Comm OH 003400	LGE-136500-Electric Distribution -	Removals	108901	2021	5	16,272
0100	ANBCD3400	NB Comm OH 003400	LGE-136500-Electric Distribution -	Removals	108901	2021	6	13,699
0100	ANBCD3400	NB Comm OH 003400	LGE-136500-Electric Distribution -	Removals	108901	2021	7	15,828
0100	ANBCD3400	NB Comm OH 003400	LGE-136500-Electric Distribution -	Removals	108901	2021	8	16,337
0100	ANBCD3400	NB Comm OH 003400	LGE-136500-Electric Distribution -	Removals	108901	2021	9	10,629
0100	ANBCD3400	NB Comm OH 003400	LGE-136500-Electric Distribution -	Removals	108901	2021	10	15,766
0100	ANBCD3400	NB Comm OH 003400	LGE-136500-Electric Distribution -	Removals	108901	2021	11	10,614
0100	ANBCD3400	NB Comm OH 003400	LGE-136500-Electric Distribution -	Removals	108901	2021	12	18,243
0100	ANBCD3400	NB Comm OH 003400	LGE-136500-Electric Distribution -	Removals	108901	2022	1	12,091
0100	ANBCD3400	NB Comm OH 003400	LGE-136500-Electric Distribution -	Removals	108901	2022	2	8,079
0100	ANBCD3400	NB Comm OH 003400	LGE-136500-Electric Distribution -	Removals	108901	2022	3	10,268

0100	ANBCD3400	NB Comm OH 003400	LGE-136500-Electric Distribution -	Removals	108901	2022	4	12,370
0100	ANBCD3400	NB Comm OH 003400	LGE-136500-Electric Distribution -	Removals	108901	2022	5	17,089
0100	ANBCD3400	NB Comm OH 003400	LGE-136500-Electric Distribution -	Removals	108901	2022	6	14,387
0100	ANBCD343U	NB Comm UG 003430	LGE-136700-Electric Distribution -	Additions	107001	2021	1	632,391
0100	ANBCD343U	NB Comm UG 003430	LGE-136700-Electric Distribution -	Additions	107001	2021	2	456,048
0100	ANBCD343U	NB Comm UG 003430	LGE-136700-Electric Distribution -	Additions	107001	2021	3	253,867
0100	ANBCD343U	NB Comm UG 003430	LGE-136700-Electric Distribution -	Additions	107001	2021	4	517,788
0100	ANBCD343U	NB Comm UG 003430	LGE-136700-Electric Distribution -	Additions	107001	2021	5	485,588
0100	ANBCD343U	NB Comm UG 003430	LGE-136700-Electric Distribution -	Additions	107001	2021	6	452,807
0100	ANBCD343U	NB Comm UG 003430	LGE-136700-Electric Distribution -	Additions	107001	2021	7	497,381
0100	ANBCD343U	NB Comm UG 003430	LGE-136700-Electric Distribution -	Additions	107001	2021	8	406,224
0100	ANBCD343U	NB Comm UG 003430	LGE-136700-Electric Distribution -	Additions	107001	2021	9	324,701
0100	ANBCD343U	NB Comm UG 003430	LGE-136700-Electric Distribution -	Additions	107001	2021	10	484,975
0100	ANBCD343U	NB Comm UG 003430	LGE-136700-Electric Distribution -	Additions	107001	2021	11	406,305
0100	ANBCD343U	NB Comm UG 003430	LGE-136700-Electric Distribution -	Additions	107001	2021	12	351,828
0100	ANBCD343U	NB Comm UG 003430	LGE-136700-Electric Distribution -	Additions	107001	2022	1	665,778
0100	ANBCD343U	NB Comm UG 003430	LGE-136700-Electric Distribution -	Additions	107001	2022	2	474,733
0100	ANBCD343U	NB Comm UG 003430	LGE-136700-Electric Distribution -	Additions	107001	2022	3	258,655
0100	ANBCD343U	NB Comm UG 003430	LGE-136700-Electric Distribution -	Additions	107001	2022	4	518,840
0100	ANBCD343U	NB Comm UG 003430	LGE-136700-Electric Distribution -	Additions	107001	2022	5	568,519
0100	ANBCD343U	NB Comm UG 003430	LGE-136700-Electric Distribution -	Additions	107001	2022	6	472,236
0100	ANBCD343U	NB Comm UG 003430	LGE-136700-Electric Distribution -	Removals	108901	2021	1	6,355
0100	ANBCD343U	NB Comm UG 003430	LGE-136700-Electric Distribution -	Removals	108901	2021	2	4,384
0100	ANBCD343U	NB Comm UG 003430	LGE-136700-Electric Distribution -	Removals	108901	2021	3	1,758
0100	ANBCD343U	NB Comm UG 003430	LGE-136700-Electric Distribution -	Removals	108901	2021	4	4,833
0100	ANBCD343U	NB Comm UG 003430	LGE-136700-Electric Distribution -	Removals	108901	2021	5	5,323
0100	ANBCD343U	NB Comm UG 003430	LGE-136700-Electric Distribution -	Removals	108901	2021	6	4,394
0100	ANBCD343U	NB Comm UG 003430	LGE-136700-Electric Distribution -	Removals	108901	2021	7	4,810
0100	ANBCD343U	NB Comm UG 003430	LGE-136700-Electric Distribution -	Removals	108901	2021	8	3,769
0100	ANBCD343U	NB Comm UG 003430	LGE-136700-Electric Distribution -	Removals	108901	2021	9	2,814
0100	ANBCD343U	NB Comm UG 003430	LGE-136700-Electric Distribution -	Removals	108901	2021	10	4,843
0100	ANBCD343U	NB Comm UG 003430	LGE-136700-Electric Distribution -	Removals	108901	2021	11	4,334
0100	ANBCD343U	NB Comm UG 003430	LGE-136700-Electric Distribution -	Removals	108901	2021	12	3,526
0100	ANBCD343U	NB Comm UG 003430	LGE-136700-Electric Distribution -	Removals	108901	2022	1	6,672
0100	ANBCD343U	NB Comm UG 003430	LGE-136700-Electric Distribution -	Removals	108901	2022	2	4,603
0100	ANBCD343U	NB Comm UG 003430	LGE-136700-Electric Distribution -	Removals	108901	2022	3	1,845
0100	ANBCD343U	NB Comm UG 003430	LGE-136700-Electric Distribution -	Removals	108901	2022	4	5,074
0100	ANBCD343U	NB Comm UG 003430	LGE-136700-Electric Distribution -	Removals	108901	2022	5	5,589
0100	ANBCD343U	NB Comm UG 003430	LGE-136700-Electric Distribution -	Removals	108901	2022	6	4,614
0100	ANBRD3400	NB Resid OH 003400	LGE-136500-Electric Distribution -	Additions	107001	2021	1	118,822
0100	ANBRD3400	NB Resid OH 003400	LGE-136500-Electric Distribution -	Additions	107001	2021	2	80,578
0100	ANBRD3400	NB Resid OH 003400	LGE-136500-Electric Distribution -	Additions	107001	2021	3	68,241
0100	ANBRD3400	NB Resid OH 003400	LGE-136500-Electric Distribution -	Additions	107001	2021	4	111,759
0100	ANBRD3400	NB Resid OH 003400	LGE-136500-Electric Distribution -	Additions	107001	2021	5	104,294
0100	ANBRD3400	NB Resid OH 003400	LGE-136500-Electric Distribution -	Additions	107001	2021	6	116,904
0100	ANBRD3400	NB Resid OH 003400	LGE-136500-Electric Distribution -	Additions	107001	2021	7	114,341
0100	ANBRD3400	NB Resid OH 003400	LGE-136500-Electric Distribution -	Additions	107001	2021	8	123,299

0100	ANBRD3400	NB Resid OH 003400	LGE-136500-Electric Distribution -	Additions	107001	2021	9	133,290
0100	ANBRD3400	NB Resid OH 003400	LGE-136500-Electric Distribution -	Additions	107001	2021	10	138,402
0100	ANBRD3400	NB Resid OH 003400	LGE-136500-Electric Distribution -	Additions	107001	2021	11	102,058
0100	ANBRD3400	NB Resid OH 003400	LGE-136500-Electric Distribution -	Additions	107001	2021	12	111,818
0100	ANBRD3400	NB Resid OH 003400	LGE-136500-Electric Distribution -	Additions	107001	2022	1	126,025
0100	ANBRD3400	NB Resid OH 003400	LGE-136500-Electric Distribution -	Additions	107001	2022	2	83,810
0100	ANBRD3400	NB Resid OH 003400	LGE-136500-Electric Distribution -	Additions	107001	2022	3	75,352
0100	ANBRD3400	NB Resid OH 003400	LGE-136500-Electric Distribution -	Additions	107001	2022	4	115,483
0100	ANBRD3400	NB Resid OH 003400	LGE-136500-Electric Distribution -	Additions	107001	2022	5	112,181
0100	ANBRD3400	NB Resid OH 003400	LGE-136500-Electric Distribution -	Additions	107001	2022	6	125,973
0100	ANBRD3400	NB Resid OH 003400	LGE-136500-Electric Distribution -	Removals	108901	2021	1	6,385
0100	ANBRD3400	NB Resid OH 003400	LGE-136500-Electric Distribution -	Removals	108901	2021	2	4,017
0100	ANBRD3400	NB Resid OH 003400	LGE-136500-Electric Distribution -	Removals	108901	2021	3	3,461
0100	ANBRD3400	NB Resid OH 003400	LGE-136500-Electric Distribution -	Removals	108901	2021	4	5,618
0100	ANBRD3400	NB Resid OH 003400	LGE-136500-Electric Distribution -	Removals	108901	2021	5	5,546
0100	ANBRD3400	NB Resid OH 003400	LGE-136500-Electric Distribution -	Removals	108901	2021	6	6,280
0100	ANBRD3400	NB Resid OH 003400	LGE-136500-Electric Distribution -	Removals	108901	2021	7	5,920
0100	ANBRD3400	NB Resid OH 003400	LGE-136500-Electric Distribution -	Removals	108901	2021	8	6,139
0100	ANBRD3400	NB Resid OH 003400	LGE-136500-Electric Distribution -	Removals	108901	2021	9	6,985
0100	ANBRD3400	NB Resid OH 003400	LGE-136500-Electric Distribution -	Removals	108901	2021	10	7,272
0100	ANBRD3400	NB Resid OH 003400	LGE-136500-Electric Distribution -	Removals	108901	2021	11	5,230
0100	ANBRD3400	NB Resid OH 003400	LGE-136500-Electric Distribution -	Removals	108901	2021	12	5,842
0100	ANBRD3400	NB Resid OH 003400	LGE-136500-Electric Distribution -	Removals	108901	2022	1	6,701
0100	ANBRD3400	NB Resid OH 003400	LGE-136500-Electric Distribution -	Removals	108901	2022	2	4,216
0100	ANBRD3400	NB Resid OH 003400	LGE-136500-Electric Distribution -	Removals	108901	2022	3	3,632
0100	ANBRD3400	NB Resid OH 003400	LGE-136500-Electric Distribution -	Removals	108901	2022	4	5,897
0100	ANBRD3400	NB Resid OH 003400	LGE-136500-Electric Distribution -	Removals	108901	2022	5	5,821
0100	ANBRD3400	NB Resid OH 003400	LGE-136500-Electric Distribution -	Removals	108901	2022	6	6,591
0100	ANBRD341U	NB Resid UG 003410	LGE-136700-Electric Distribution -	Additions	107001	2021	1	407,833
0100	ANBRD341U	NB Resid UG 003410	LGE-136700-Electric Distribution -	Additions	107001	2021	2	244,955
0100	ANBRD341U	NB Resid UG 003410	LGE-136700-Electric Distribution -	Additions	107001	2021	3	440,421
0100	ANBRD341U	NB Resid UG 003410	LGE-136700-Electric Distribution -	Additions	107001	2021	4	349,327
0100	ANBRD341U	NB Resid UG 003410	LGE-136700-Electric Distribution -	Additions	107001	2021	5	491,355
0100	ANBRD341U	NB Resid UG 003410	LGE-136700-Electric Distribution -	Additions	107001	2021	6	338,757
0100	ANBRD341U	NB Resid UG 003410	LGE-136700-Electric Distribution -	Additions	107001	2021	7	423,813
0100	ANBRD341U	NB Resid UG 003410	LGE-136700-Electric Distribution -	Additions	107001	2021	8	673,476
0100	ANBRD341U	NB Resid UG 003410	LGE-136700-Electric Distribution -	Additions	107001	2021	9	551,802
0100	ANBRD341U	NB Resid UG 003410	LGE-136700-Electric Distribution -	Additions	107001	2021	10	577,671
0100	ANBRD341U	NB Resid UG 003410	LGE-136700-Electric Distribution -	Additions	107001	2021	11	698,937
0100	ANBRD341U	NB Resid UG 003410	LGE-136700-Electric Distribution -	Additions	107001	2021	12	611,346
0100	ANBRD341U	NB Resid UG 003410	LGE-136700-Electric Distribution -	Additions	107001	2022	1	427,544
0100	ANBRD341U	NB Resid UG 003410	LGE-136700-Electric Distribution -	Additions	107001	2022	2	291,958
0100	ANBRD341U	NB Resid UG 003410	LGE-136700-Electric Distribution -	Additions	107001	2022	3	496,516
0100	ANBRD341U	NB Resid UG 003410	LGE-136700-Electric Distribution -	Additions	107001	2022	4	365,410
0100	ANBRD341U	NB Resid UG 003410	LGE-136700-Electric Distribution -	Additions	107001	2022	5	516,905
0100	ANBRD341U	NB Resid UG 003410	LGE-136700-Electric Distribution -	Additions	107001	2022	6	356,162
0100	ANBSV3400	NB Elec Serv OH 003400	LGE-136500-Electric Distribution -	Additions	107001	2021	1	61,882

0100	ANBSV3400	NB Elec Serv OH 003400	LGE-136500-Electric Distribution -	Additions	107001	2021	2	50,844
0100	ANBSV3400	NB Elec Serv OH 003400	LGE-136500-Electric Distribution -	Additions	107001	2021	3	53,185
0100	ANBSV3400	NB Elec Serv OH 003400	LGE-136500-Electric Distribution -	Additions	107001	2021	4	54,267
0100	ANBSV3400	NB Elec Serv OH 003400	LGE-136500-Electric Distribution -	Additions	107001	2021	5	60,075
0100	ANBSV3400	NB Elec Serv OH 003400	LGE-136500-Electric Distribution -	Additions	107001	2021	6	40,453
0100	ANBSV3400	NB Elec Serv OH 003400	LGE-136500-Electric Distribution -	Additions	107001	2021	7	62,467
0100	ANBSV3400	NB Elec Serv OH 003400	LGE-136500-Electric Distribution -	Additions	107001	2021	8	53,256
0100	ANBSV3400	NB Elec Serv OH 003400	LGE-136500-Electric Distribution -	Additions	107001	2021	9	60,461
0100	ANBSV3400	NB Elec Serv OH 003400	LGE-136500-Electric Distribution -	Additions	107001	2021	10	62,935
0100	ANBSV3400	NB Elec Serv OH 003400	LGE-136500-Electric Distribution -	Additions	107001	2021	11	74,632
0100	ANBSV3400	NB Elec Serv OH 003400	LGE-136500-Electric Distribution -	Additions	107001	2021	12	48,671
0100	ANBSV3400	NB Elec Serv OH 003400	LGE-136500-Electric Distribution -	Additions	107001	2022	1	65,570
0100	ANBSV3400	NB Elec Serv OH 003400	LGE-136500-Electric Distribution -	Additions	107001	2022	2	50,844
0100	ANBSV3400	NB Elec Serv OH 003400	LGE-136500-Electric Distribution -	Additions	107001	2022	3	61,583
0100	ANBSV3400	NB Elec Serv OH 003400	LGE-136500-Electric Distribution -	Additions	107001	2022	4	57,502
0100	ANBSV3400	NB Elec Serv OH 003400	LGE-136500-Electric Distribution -	Additions	107001	2022	5	66,910
0100	ANBSV3400	NB Elec Serv OH 003400	LGE-136500-Electric Distribution -	Additions	107001	2022	6	46,841
0100	ANBSV3400	NB Elec Serv OH 003400	LGE-136500-Electric Distribution -	Removals	108901	2021	1	11,901
0100	ANBSV3400	NB Elec Serv OH 003400	LGE-136500-Electric Distribution -	Removals	108901	2021	2	9,228
0100	ANBSV3400	NB Elec Serv OH 003400	LGE-136500-Electric Distribution -	Removals	108901	2021	3	11,177
0100	ANBSV3400	NB Elec Serv OH 003400	LGE-136500-Electric Distribution -	Removals	108901	2021	4	10,437
0100	ANBSV3400	NB Elec Serv OH 003400	LGE-136500-Electric Distribution -	Removals	108901	2021	5	12,144
0100	ANBSV3400	NB Elec Serv OH 003400	LGE-136500-Electric Distribution -	Removals	108901	2021	6	8,501
0100	ANBSV3400	NB Elec Serv OH 003400	LGE-136500-Electric Distribution -	Removals	108901	2021	7	10,303
0100	ANBSV3400	NB Elec Serv OH 003400	LGE-136500-Electric Distribution -	Removals	108901	2021	8	10,242
0100	ANBSV3400	NB Elec Serv OH 003400	LGE-136500-Electric Distribution -	Removals	108901	2021	9	11,628
0100	ANBSV3400	NB Elec Serv OH 003400	LGE-136500-Electric Distribution -	Removals	108901	2021	10	12,104
0100	ANBSV3400	NB Elec Serv OH 003400	LGE-136500-Electric Distribution -	Removals	108901	2021	11	14,354
0100	ANBSV3400	NB Elec Serv OH 003400	LGE-136500-Electric Distribution -	Removals	108901	2021	12	9,794
0100	ANBSV3400	NB Elec Serv OH 003400	LGE-136500-Electric Distribution -	Removals	108901	2022	1	11,975
0100	ANBSV3400	NB Elec Serv OH 003400	LGE-136500-Electric Distribution -	Removals	108901	2022	2	9,286
0100	ANBSV3400	NB Elec Serv OH 003400	LGE-136500-Electric Distribution -	Removals	108901	2022	3	11,247
0100	ANBSV3400	NB Elec Serv OH 003400	LGE-136500-Electric Distribution -	Removals	108901	2022	4	10,501
0100	ANBSV3400	NB Elec Serv OH 003400	LGE-136500-Electric Distribution -	Removals	108901	2022	5	12,219
0100	ANBSV3400	NB Elec Serv OH 003400	LGE-136500-Electric Distribution -	Removals	108901	2022	6	8,554
0100	ANBSV343U	NB Elec Serv UG 003430	LGE-136700-Electric Distribution -	Additions	107001	2021	1	141,944
0100	ANBSV343U	NB Elec Serv UG 003430	LGE-136700-Electric Distribution -	Additions	107001	2021	2	110,063
0100	ANBSV343U	NB Elec Serv UG 003430	LGE-136700-Electric Distribution -	Additions	107001	2021	3	133,313
0100	ANBSV343U	NB Elec Serv UG 003430	LGE-136700-Electric Distribution -	Additions	107001	2021	4	124,475
0100	ANBSV343U	NB Elec Serv UG 003430	LGE-136700-Electric Distribution -	Additions	107001	2021	5	144,841
0100	ANBSV343U	NB Elec Serv UG 003430	LGE-136700-Electric Distribution -	Additions	107001	2021	6	101,399
0100	ANBSV343U	NB Elec Serv UG 003430	LGE-136700-Electric Distribution -	Additions	107001	2021	7	122,873
0100	ANBSV343U	NB Elec Serv UG 003430	LGE-136700-Electric Distribution -	Additions	107001	2021	8	122,157
0100	ANBSV343U	NB Elec Serv UG 003430	LGE-136700-Electric Distribution -	Additions	107001	2021	9	138,683
0100	ANBSV343U	NB Elec Serv UG 003430	LGE-136700-Electric Distribution -	Additions	107001	2021	10	144,359
0100	ANBSV343U	NB Elec Serv UG 003430	LGE-136700-Electric Distribution -	Additions	107001	2021	11	171,188
0100	ANBSV343U	NB Elec Serv UG 003430	LGE-136700-Electric Distribution -	Additions	107001	2021	12	116,807

0100	ANBSV343U	NB Elec Serv UG 003430	LGE-136700-Electric Distribution -	Additions	107001	2022	1	149,039
0100	ANBSV343U	NB Elec Serv UG 003430	LGE-136700-Electric Distribution -	Additions	107001	2022	2	115,566
0100	ANBSV343U	NB Elec Serv UG 003430	LGE-136700-Electric Distribution -	Additions	107001	2022	3	139,977
0100	ANBSV343U	NB Elec Serv UG 003430	LGE-136700-Electric Distribution -	Additions	107001	2022	4	130,698
0100	ANBSV343U	NB Elec Serv UG 003430	LGE-136700-Electric Distribution -	Additions	107001	2022	5	152,082
0100	ANBSV343U	NB Elec Serv UG 003430	LGE-136700-Electric Distribution -	Additions	107001	2022	6	106,468
0100	ANBSV343U	NB Elec Serv UG 003430	LGE-136700-Electric Distribution -	Removals	108901	2021	1	13,631
0100	ANBSV343U	NB Elec Serv UG 003430	LGE-136700-Electric Distribution -	Removals	108901	2021	2	10,569
0100	ANBSV343U	NB Elec Serv UG 003430	LGE-136700-Electric Distribution -	Removals	108901	2021	3	12,802
0100	ANBSV343U	NB Elec Serv UG 003430	LGE-136700-Electric Distribution -	Removals	108901	2021	4	11,954
0100	ANBSV343U	NB Elec Serv UG 003430	LGE-136700-Electric Distribution -	Removals	108901	2021	5	13,909
0100	ANBSV343U	NB Elec Serv UG 003430	LGE-136700-Electric Distribution -	Removals	108901	2021	6	9,738
0100	ANBSV343U	NB Elec Serv UG 003430	LGE-136700-Electric Distribution -	Removals	108901	2021	7	11,799
0100	ANBSV343U	NB Elec Serv UG 003430	LGE-136700-Electric Distribution -	Removals	108901	2021	8	11,731
0100	ANBSV343U	NB Elec Serv UG 003430	LGE-136700-Electric Distribution -	Removals	108901	2021	9	13,318
0100	ANBSV343U	NB Elec Serv UG 003430	LGE-136700-Electric Distribution -	Removals	108901	2021	10	13,863
0100	ANBSV343U	NB Elec Serv UG 003430	LGE-136700-Electric Distribution -	Removals	108901	2021	11	16,440
0100	ANBSV343U	NB Elec Serv UG 003430	LGE-136700-Electric Distribution -	Removals	108901	2021	12	11,217
0100	ANBSV343U	NB Elec Serv UG 003430	LGE-136700-Electric Distribution -	Removals	108901	2022	1	14,316
0100	ANBSV343U	NB Elec Serv UG 003430	LGE-136700-Electric Distribution -	Removals	108901	2022	2	11,101
0100	ANBSV343U	NB Elec Serv UG 003430	LGE-136700-Electric Distribution -	Removals	108901	2022	3	13,445
0100	ANBSV343U	NB Elec Serv UG 003430	LGE-136700-Electric Distribution -	Removals	108901	2022	4	12,554
0100	ANBSV343U	NB Elec Serv UG 003430	LGE-136700-Electric Distribution -	Removals	108901	2022	5	14,608
0100	ANBSV343U	NB Elec Serv UG 003430	LGE-136700-Electric Distribution -	Removals	108901	2022	6	10,227
0100	ANBVL343	NB Network Vault 003430	LGE-136700-Electric Distribution -	Additions	107001	2021	1	294,801
0100	ANBVL343	NB Network Vault 003430	LGE-136700-Electric Distribution -	Additions	107001	2021	2	141,390
0100	ANBVL343	NB Network Vault 003430	LGE-136700-Electric Distribution -	Additions	107001	2021	3	279,337
0100	ANBVL343	NB Network Vault 003430	LGE-136700-Electric Distribution -	Additions	107001	2021	4	186,025
0100	ANBVL343	NB Network Vault 003430	LGE-136700-Electric Distribution -	Additions	107001	2021	5	135,012
0100	ANBVL343	NB Network Vault 003430	LGE-136700-Electric Distribution -	Additions	107001	2021	6	147,835
0100	ANBVL343	NB Network Vault 003430	LGE-136700-Electric Distribution -	Additions	107001	2021	7	42,266
0100	ANBVL343	NB Network Vault 003430	LGE-136700-Electric Distribution -	Additions	107001	2021	8	110,345
0100	ANBVL343	NB Network Vault 003430	LGE-136700-Electric Distribution -	Additions	107001	2021	9	59,369
0100	ANBVL343	NB Network Vault 003430	LGE-136700-Electric Distribution -	Additions	107001	2021	10	180,565
0100	ANBVL343	NB Network Vault 003430	LGE-136700-Electric Distribution -	Additions	107001	2021	11	219,636
0100	ANBVL343	NB Network Vault 003430	LGE-136700-Electric Distribution -	Additions	107001	2021	12	233,162
0100	ANBVL343	NB Network Vault 003430	LGE-136700-Electric Distribution -	Additions	107001	2022	1	309,626
0100	ANBVL343	NB Network Vault 003430	LGE-136700-Electric Distribution -	Additions	107001	2022	2	148,500
0100	ANBVL343	NB Network Vault 003430	LGE-136700-Electric Distribution -	Additions	107001	2022	3	293,385
0100	ANBVL343	NB Network Vault 003430	LGE-136700-Electric Distribution -	Additions	107001	2022	4	195,380
0100	ANBVL343	NB Network Vault 003430	LGE-136700-Electric Distribution -	Additions	107001	2022	5	141,802
0100	ANBVL343	NB Network Vault 003430	LGE-136700-Electric Distribution -	Additions	107001	2022	6	155,269
0100	APBWK340	EI Public Works 003400	LGE-136500-Electric Distribution -	Additions	107001	2021	1	108,301
0100	APBWK340	EI Public Works 003400	LGE-136500-Electric Distribution -	Additions	107001	2021	2	108,301
0100	APBWK340	EI Public Works 003400	LGE-136500-Electric Distribution -	Additions	107001	2021	3	106,251
0100	APBWK340	EI Public Works 003400	LGE-136500-Electric Distribution -	Additions	107001	2021	4	106,406
0100	APBWK340	EI Public Works 003400	LGE-136500-Electric Distribution -	Additions	107001	2021	5	107,767

0100	ARDD3400	Cap Rep Def OH 003400	LGE-136500-Electric Distribution -	Additions	107001	2021	3	412,808
0100	ARDD3400	Cap Rep Def OH 003400	LGE-136500-Electric Distribution -	Additions	107001	2021	4	271,419
0100	ARDD3400	Cap Rep Def OH 003400	LGE-136500-Electric Distribution -	Additions	107001	2021	5	317,261
0100	ARDD3400	Cap Rep Def OH 003400	LGE-136500-Electric Distribution -	Additions	107001	2021	6	197,494
0100	ARDD3400	Cap Rep Def OH 003400	LGE-136500-Electric Distribution -	Additions	107001	2021	7	320,762
0100	ARDD3400	Cap Rep Def OH 003400	LGE-136500-Electric Distribution -	Additions	107001	2021	8	273,421
0100	ARDD3400	Cap Rep Def OH 003400	LGE-136500-Electric Distribution -	Additions	107001	2021	9	289,031
0100	ARDD3400	Cap Rep Def OH 003400	LGE-136500-Electric Distribution -	Additions	107001	2021	10	378,750
0100	ARDD3400	Cap Rep Def OH 003400	LGE-136500-Electric Distribution -	Additions	107001	2021	11	237,798
0100	ARDD3400	Cap Rep Def OH 003400	LGE-136500-Electric Distribution -	Additions	107001	2021	12	377,465
0100	ARDD3400	Cap Rep Def OH 003400	LGE-136500-Electric Distribution -	Additions	107001	2022	1	303,751
0100	ARDD3400	Cap Rep Def OH 003400	LGE-136500-Electric Distribution -	Additions	107001	2022	2	317,910
0100	ARDD3400	Cap Rep Def OH 003400	LGE-136500-Electric Distribution -	Additions	107001	2022	3	444,655
0100	ARDD3400	Cap Rep Def OH 003400	LGE-136500-Electric Distribution -	Additions	107001	2022	4	280,114
0100	ARDD3400	Cap Rep Def OH 003400	LGE-136500-Electric Distribution -	Additions	107001	2022	5	327,424
0100	ARDD3400	Cap Rep Def OH 003400	LGE-136500-Electric Distribution -	Additions	107001	2022	6	212,730
0100	ARDD3400	Cap Rep Def OH 003400	LGE-136500-Electric Distribution -	Removals	108901	2021	1	17,804
0100	ARDD3400	Cap Rep Def OH 003400	LGE-136500-Electric Distribution -	Removals	108901	2021	2	18,634
0100	ARDD3400	Cap Rep Def OH 003400	LGE-136500-Electric Distribution -	Removals	108901	2021	3	26,063
0100	ARDD3400	Cap Rep Def OH 003400	LGE-136500-Electric Distribution -	Removals	108901	2021	4	16,419
0100	ARDD3400	Cap Rep Def OH 003400	LGE-136500-Electric Distribution -	Removals	108901	2021	5	19,191
0100	ARDD3400	Cap Rep Def OH 003400	LGE-136500-Electric Distribution -	Removals	108901	2021	6	12,469
0100	ARDD3400	Cap Rep Def OH 003400	LGE-136500-Electric Distribution -	Removals	108901	2021	7	19,404
0100	ARDD3400	Cap Rep Def OH 003400	LGE-136500-Electric Distribution -	Removals	108901	2021	8	16,539
0100	ARDD3400	Cap Rep Def OH 003400	LGE-136500-Electric Distribution -	Removals	108901	2021	9	17,484
0100	ARDD3400	Cap Rep Def OH 003400	LGE-136500-Electric Distribution -	Removals	108901	2021	10	22,912
0100	ARDD3400	Cap Rep Def OH 003400	LGE-136500-Electric Distribution -	Removals	108901	2021	11	14,385
0100	ARDD3400	Cap Rep Def OH 003400	LGE-136500-Electric Distribution -	Removals	108901	2021	12	23,623
0100	ARDD3400	Cap Rep Def OH 003400	LGE-136500-Electric Distribution -	Removals	108901	2022	1	18,624
0100	ARDD3400	Cap Rep Def OH 003400	LGE-136500-Electric Distribution -	Removals	108901	2022	2	19,492
0100	ARDD3400	Cap Rep Def OH 003400	LGE-136500-Electric Distribution -	Removals	108901	2022	3	27,263
0100	ARDD3400	Cap Rep Def OH 003400	LGE-136500-Electric Distribution -	Removals	108901	2022	4	17,175
0100	ARDD3400	Cap Rep Def OH 003400	LGE-136500-Electric Distribution -	Removals	108901	2022	5	20,076
0100	ARDD3400	Cap Rep Def OH 003400	LGE-136500-Electric Distribution -	Removals	108901	2022	6	13,044
0100	ARDD343U	Cap Rep Def UG 003430	LGE-136700-Electric Distribution -	Additions	107001	2021	1	158,992
0100	ARDD343U	Cap Rep Def UG 003430	LGE-136700-Electric Distribution -	Additions	107001	2021	2	99,677
0100	ARDD343U	Cap Rep Def UG 003430	LGE-136700-Electric Distribution -	Additions	107001	2021	3	161,958
0100	ARDD343U	Cap Rep Def UG 003430	LGE-136700-Electric Distribution -	Additions	107001	2021	4	72,057
0100	ARDD343U	Cap Rep Def UG 003430	LGE-136700-Electric Distribution -	Additions	107001	2021	5	164,949
0100	ARDD343U	Cap Rep Def UG 003430	LGE-136700-Electric Distribution -	Additions	107001	2021	6	166,044
0100	ARDD343U	Cap Rep Def UG 003430	LGE-136700-Electric Distribution -	Additions	107001	2021	7	124,834
0100	ARDD343U	Cap Rep Def UG 003430	LGE-136700-Electric Distribution -	Additions	107001	2021	8	266,759
0100	ARDD343U	Cap Rep Def UG 003430	LGE-136700-Electric Distribution -	Additions	107001	2021	9	227,008
0100	ARDD343U	Cap Rep Def UG 003430	LGE-136700-Electric Distribution -	Additions	107001	2021	10	132,769
0100	ARDD343U	Cap Rep Def UG 003430	LGE-136700-Electric Distribution -	Additions	107001	2021	11	188,758
0100	ARDD343U	Cap Rep Def UG 003430	LGE-136700-Electric Distribution -	Additions	107001	2021	12	289,332
0100	ARDD343U	Cap Rep Def UG 003430	LGE-136700-Electric Distribution -	Additions	107001	2022	1	165,039

0100	ARDD343U	Cap Rep Def UG 003430	LGE-136700-Electric Distribution -	Additions	107001	2022	2	147,903
0100	ARDD343U	Cap Rep Def UG 003430	LGE-136700-Electric Distribution -	Additions	107001	2022	3	198,722
0100	ARDD343U	Cap Rep Def UG 003430	LGE-136700-Electric Distribution -	Additions	107001	2022	4	74,797
0100	ARDD343U	Cap Rep Def UG 003430	LGE-136700-Electric Distribution -	Additions	107001	2022	5	153,309
0100	ARDD343U	Cap Rep Def UG 003430	LGE-136700-Electric Distribution -	Additions	107001	2022	6	172,359
0100	ARDD343U	Cap Rep Def UG 003430	LGE-136700-Electric Distribution -	Removals	108901	2021	1	11,917
0100	ARDD343U	Cap Rep Def UG 003430	LGE-136700-Electric Distribution -	Removals	108901	2021	2	7,471
0100	ARDD343U	Cap Rep Def UG 003430	LGE-136700-Electric Distribution -	Removals	108901	2021	3	12,140
0100	ARDD343U	Cap Rep Def UG 003430	LGE-136700-Electric Distribution -	Removals	108901	2021	4	5,400
0100	ARDD343U	Cap Rep Def UG 003430	LGE-136700-Electric Distribution -	Removals	108901	2021	5	12,364
0100	ARDD343U	Cap Rep Def UG 003430	LGE-136700-Electric Distribution -	Removals	108901	2021	6	12,445
0100	ARDD343U	Cap Rep Def UG 003430	LGE-136700-Electric Distribution -	Removals	108901	2021	7	9,357
0100	ARDD343U	Cap Rep Def UG 003430	LGE-136700-Electric Distribution -	Removals	108901	2021	8	19,995
0100	ARDD343U	Cap Rep Def UG 003430	LGE-136700-Electric Distribution -	Removals	108901	2021	9	17,015
0100	ARDD343U	Cap Rep Def UG 003430	LGE-136700-Electric Distribution -	Removals	108901	2021	10	9,952
0100	ARDD343U	Cap Rep Def UG 003430	LGE-136700-Electric Distribution -	Removals	108901	2021	11	14,148
0100	ARDD343U	Cap Rep Def UG 003430	LGE-136700-Electric Distribution -	Removals	108901	2021	12	21,686
0100	ARDD343U	Cap Rep Def UG 003430	LGE-136700-Electric Distribution -	Removals	108901	2022	1	12,295
0100	ARDD343U	Cap Rep Def UG 003430	LGE-136700-Electric Distribution -	Removals	108901	2022	2	7,709
0100	ARDD343U	Cap Rep Def UG 003430	LGE-136700-Electric Distribution -	Removals	108901	2022	3	12,525
0100	ARDD343U	Cap Rep Def UG 003430	LGE-136700-Electric Distribution -	Removals	108901	2022	4	5,572
0100	ARDD343U	Cap Rep Def UG 003430	LGE-136700-Electric Distribution -	Removals	108901	2022	5	12,756
0100	ARDD343U	Cap Rep Def UG 003430	LGE-136700-Electric Distribution -	Removals	108901	2022	6	12,841
0100	ARELD340	Capital Reliability 003400	LGE-136500-Electric Distribution -	Additions	107001	2021	1	34,213
0100	ARELD340	Capital Reliability 003400	LGE-136500-Electric Distribution -	Additions	107001	2021	2	34,213
0100	ARELD340	Capital Reliability 003400	LGE-136500-Electric Distribution -	Additions	107001	2021	3	34,213
0100	ARELD340	Capital Reliability 003400	LGE-136500-Electric Distribution -	Additions	107001	2021	4	34,213
0100	ARELD340	Capital Reliability 003400	LGE-136500-Electric Distribution -	Additions	107001	2021	5	34,213
0100	ARELD340	Capital Reliability 003400	LGE-136500-Electric Distribution -	Additions	107001	2021	6	34,213
0100	ARELD340	Capital Reliability 003400	LGE-136500-Electric Distribution -	Additions	107001	2021	7	34,213
0100	ARELD340	Capital Reliability 003400	LGE-136500-Electric Distribution -	Additions	107001	2021	8	34,213
0100	ARELD340	Capital Reliability 003400	LGE-136500-Electric Distribution -	Additions	107001	2021	9	34,213
0100	ARELD340	Capital Reliability 003400	LGE-136500-Electric Distribution -	Additions	107001	2021	10	34,213
0100	ARELD340	Capital Reliability 003400	LGE-136500-Electric Distribution -	Additions	107001	2021	11	34,213
0100	ARELD340	Capital Reliability 003400	LGE-136500-Electric Distribution -	Additions	107001	2021	12	33,087
0100	ARELD340	Capital Reliability 003400	LGE-136500-Electric Distribution -	Additions	107001	2022	1	35,158
0100	ARELD340	Capital Reliability 003400	LGE-136500-Electric Distribution -	Additions	107001	2022	2	35,158
0100	ARELD340	Capital Reliability 003400	LGE-136500-Electric Distribution -	Additions	107001	2022	3	35,158
0100	ARELD340	Capital Reliability 003400	LGE-136500-Electric Distribution -	Additions	107001	2022	4	35,158
0100	ARELD340	Capital Reliability 003400	LGE-136500-Electric Distribution -	Additions	107001	2022	5	35,158
0100	ARELD340	Capital Reliability 003400	LGE-136500-Electric Distribution -	Additions	107001	2022	6	35,158
0100	ARELD340	Capital Reliability 003400	LGE-136500-Electric Distribution -	Removals	108901	2021	1	1,411
0100	ARELD340	Capital Reliability 003400	LGE-136500-Electric Distribution -	Removals	108901	2021	2	1,411
0100	ARELD340	Capital Reliability 003400	LGE-136500-Electric Distribution -	Removals	108901	2021	3	1,411
0100	ARELD340	Capital Reliability 003400	LGE-136500-Electric Distribution -	Removals	108901	2021	4	1,411
0100	ARELD340	Capital Reliability 003400	LGE-136500-Electric Distribution -	Removals	108901	2021	5	1,411
0100	ARELD340	Capital Reliability 003400	LGE-136500-Electric Distribution -	Removals	108901	2021	6	1,411

0100	ARELD343	Capital Reliability 003430	LGE-136500-Electric Distribution -	Removals	108901	2022	6	76
0100	ARPOLE340	Cap Pole Rep/Repl 003400	LGE-136400-Electric Distribution -	Additions	107001	2021	1	324,361
0100	ARPOLE340	Cap Pole Rep/Repl 003400	LGE-136400-Electric Distribution -	Additions	107001	2021	2	351,892
0100	ARPOLE340	Cap Pole Rep/Repl 003400	LGE-136400-Electric Distribution -	Additions	107001	2021	3	345,158
0100	ARPOLE340	Cap Pole Rep/Repl 003400	LGE-136400-Electric Distribution -	Additions	107001	2021	4	398,273
0100	ARPOLE340	Cap Pole Rep/Repl 003400	LGE-136400-Electric Distribution -	Additions	107001	2021	5	407,994
0100	ARPOLE340	Cap Pole Rep/Repl 003400	LGE-136400-Electric Distribution -	Additions	107001	2021	6	273,856
0100	ARPOLE340	Cap Pole Rep/Repl 003400	LGE-136400-Electric Distribution -	Additions	107001	2021	7	253,275
0100	ARPOLE340	Cap Pole Rep/Repl 003400	LGE-136400-Electric Distribution -	Additions	107001	2021	8	383,356
0100	ARPOLE340	Cap Pole Rep/Repl 003400	LGE-136400-Electric Distribution -	Additions	107001	2021	9	283,114
0100	ARPOLE340	Cap Pole Rep/Repl 003400	LGE-136400-Electric Distribution -	Additions	107001	2021	10	265,130
0100	ARPOLE340	Cap Pole Rep/Repl 003400	LGE-136400-Electric Distribution -	Additions	107001	2021	11	397,001
0100	ARPOLE340	Cap Pole Rep/Repl 003400	LGE-136400-Electric Distribution -	Additions	107001	2021	12	709,940
0100	ARPOLE340	Cap Pole Rep/Repl 003400	LGE-136400-Electric Distribution -	Additions	107001	2022	1	328,331
0100	ARPOLE340	Cap Pole Rep/Repl 003400	LGE-136400-Electric Distribution -	Additions	107001	2022	2	362,710
0100	ARPOLE340	Cap Pole Rep/Repl 003400	LGE-136400-Electric Distribution -	Additions	107001	2022	3	362,171
0100	ARPOLE340	Cap Pole Rep/Repl 003400	LGE-136400-Electric Distribution -	Additions	107001	2022	4	410,516
0100	ARPOLE340	Cap Pole Rep/Repl 003400	LGE-136400-Electric Distribution -	Additions	107001	2022	5	420,536
0100	ARPOLE340	Cap Pole Rep/Repl 003400	LGE-136400-Electric Distribution -	Additions	107001	2022	6	287,354
0100	ARPOLE340	Cap Pole Rep/Repl 003400	LGE-136400-Electric Distribution -	Removals	108901	2021	1	84,150
0100	ARPOLE340	Cap Pole Rep/Repl 003400	LGE-136400-Electric Distribution -	Removals	108901	2021	2	92,962
0100	ARPOLE340	Cap Pole Rep/Repl 003400	LGE-136400-Electric Distribution -	Removals	108901	2021	3	92,824
0100	ARPOLE340	Cap Pole Rep/Repl 003400	LGE-136400-Electric Distribution -	Removals	108901	2021	4	105,215
0100	ARPOLE340	Cap Pole Rep/Repl 003400	LGE-136400-Electric Distribution -	Removals	108901	2021	5	107,783
0100	ARPOLE340	Cap Pole Rep/Repl 003400	LGE-136400-Electric Distribution -	Removals	108901	2021	6	73,648
0100	ARPOLE340	Cap Pole Rep/Repl 003400	LGE-136400-Electric Distribution -	Removals	108901	2021	7	66,910
0100	ARPOLE340	Cap Pole Rep/Repl 003400	LGE-136400-Electric Distribution -	Removals	108901	2021	8	101,274
0100	ARPOLE340	Cap Pole Rep/Repl 003400	LGE-136400-Electric Distribution -	Removals	108901	2021	9	73,388
0100	ARPOLE340	Cap Pole Rep/Repl 003400	LGE-136400-Electric Distribution -	Removals	108901	2021	10	70,041
0100	ARPOLE340	Cap Pole Rep/Repl 003400	LGE-136400-Electric Distribution -	Removals	108901	2021	11	104,879
0100	ARPOLE340	Cap Pole Rep/Repl 003400	LGE-136400-Electric Distribution -	Removals	108901	2021	12	188,592
0100	ARPOLE340	Cap Pole Rep/Repl 003400	LGE-136400-Electric Distribution -	Removals	108901	2022	1	86,708
0100	ARPOLE340	Cap Pole Rep/Repl 003400	LGE-136400-Electric Distribution -	Removals	108901	2022	2	95,787
0100	ARPOLE340	Cap Pole Rep/Repl 003400	LGE-136400-Electric Distribution -	Removals	108901	2022	3	95,645
0100	ARPOLE340	Cap Pole Rep/Repl 003400	LGE-136400-Electric Distribution -	Removals	108901	2022	4	108,412
0100	ARPOLE340	Cap Pole Rep/Repl 003400	LGE-136400-Electric Distribution -	Removals	108901	2022	5	111,059
0100	ARPOLE340	Cap Pole Rep/Repl 003400	LGE-136400-Electric Distribution -	Removals	108901	2022	6	75,886
0100	ARSTLT332	Rep Street Lights 003320	LGE-137310-Electric Distribution -	Additions	107001	2021	1	291,293
0100	ARSTLT332	Rep Street Lights 003320	LGE-137310-Electric Distribution -	Additions	107001	2021	2	261,501
0100	ARSTLT332	Rep Street Lights 003320	LGE-137310-Electric Distribution -	Additions	107001	2021	3	271,829
0100	ARSTLT332	Rep Street Lights 003320	LGE-137310-Electric Distribution -	Additions	107001	2021	4	339,207
0100	ARSTLT332	Rep Street Lights 003320	LGE-137310-Electric Distribution -	Additions	107001	2021	5	291,405
0100	ARSTLT332	Rep Street Lights 003320	LGE-137310-Electric Distribution -	Additions	107001	2021	6	271,947
0100	ARSTLT332	Rep Street Lights 003320	LGE-137310-Electric Distribution -	Additions	107001	2021	7	250,294
0100	ARSTLT332	Rep Street Lights 003320	LGE-137310-Electric Distribution -	Additions	107001	2021	8	310,607
0100	ARSTLT332	Rep Street Lights 003320	LGE-137310-Electric Distribution -	Additions	107001	2021	9	311,654
0100	ARSTLT332	Rep Street Lights 003320	LGE-137310-Electric Distribution -	Additions	107001	2021	10	401,701

0100	ARSTLT332	Rep Street Lights 003320	LGE-137310-Electric Distribution -	Additions	107001	2021	11	335,265
0100	ARSTLT332	Rep Street Lights 003320	LGE-137310-Electric Distribution -	Additions	107001	2021	12	265,899
0100	ARSTLT332	Rep Street Lights 003320	LGE-137310-Electric Distribution -	Additions	107001	2022	1	298,244
0100	ARSTLT332	Rep Street Lights 003320	LGE-137310-Electric Distribution -	Additions	107001	2022	2	267,741
0100	ARSTLT332	Rep Street Lights 003320	LGE-137310-Electric Distribution -	Additions	107001	2022	3	278,315
0100	ARSTLT332	Rep Street Lights 003320	LGE-137310-Electric Distribution -	Additions	107001	2022	4	347,301
0100	ARSTLT332	Rep Street Lights 003320	LGE-137310-Electric Distribution -	Additions	107001	2022	5	298,360
0100	ARSTLT332	Rep Street Lights 003320	LGE-137310-Electric Distribution -	Additions	107001	2022	6	278,437
0100	ARSTLT332	Rep Street Lights 003320	LGE-137310-Electric Distribution -	Removals	108901	2021	1	77,664
0100	ARSTLT332	Rep Street Lights 003320	LGE-137310-Electric Distribution -	Removals	108901	2021	2	69,721
0100	ARSTLT332	Rep Street Lights 003320	LGE-137310-Electric Distribution -	Removals	108901	2021	3	72,474
0100	ARSTLT332	Rep Street Lights 003320	LGE-137310-Electric Distribution -	Removals	108901	2021	4	90,439
0100	ARSTLT332	Rep Street Lights 003320	LGE-137310-Electric Distribution -	Removals	108901	2021	5	77,693
0100	ARSTLT332	Rep Street Lights 003320	LGE-137310-Electric Distribution -	Removals	108901	2021	6	72,507
0100	ARSTLT332	Rep Street Lights 003320	LGE-137310-Electric Distribution -	Removals	108901	2021	7	66,733
0100	ARSTLT332	Rep Street Lights 003320	LGE-137310-Electric Distribution -	Removals	108901	2021	8	82,813
0100	ARSTLT332	Rep Street Lights 003320	LGE-137310-Electric Distribution -	Removals	108901	2021	9	83,093
0100	ARSTLT332	Rep Street Lights 003320	LGE-137310-Electric Distribution -	Removals	108901	2021	10	107,101
0100	ARSTLT332	Rep Street Lights 003320	LGE-137310-Electric Distribution -	Removals	108901	2021	11	89,387
0100	ARSTLT332	Rep Street Lights 003320	LGE-137310-Electric Distribution -	Removals	108901	2021	12	70,894
0100	ARSTLT332	Rep Street Lights 003320	LGE-137310-Electric Distribution -	Removals	108901	2022	1	79,529
0100	ARSTLT332	Rep Street Lights 003320	LGE-137310-Electric Distribution -	Removals	108901	2022	2	71,395
0100	ARSTLT332	Rep Street Lights 003320	LGE-137310-Electric Distribution -	Removals	108901	2022	3	74,214
0100	ARSTLT332	Rep Street Lights 003320	LGE-137310-Electric Distribution -	Removals	108901	2022	4	92,610
0100	ARSTLT332	Rep Street Lights 003320	LGE-137310-Electric Distribution -	Removals	108901	2022	5	79,559
0100	ARSTLT332	Rep Street Lights 003320	LGE-137310-Electric Distribution -	Removals	108901	2022	6	74,247
0100	ASTLT332	NB Street Lights 003320	LGE-137310-Electric Distribution -	Additions	107001	2021	1	128,501
0100	ASTLT332	NB Street Lights 003320	LGE-137310-Electric Distribution -	Additions	107001	2021	2	146,824
0100	ASTLT332	NB Street Lights 003320	LGE-137310-Electric Distribution -	Additions	107001	2021	3	178,018
0100	ASTLT332	NB Street Lights 003320	LGE-137310-Electric Distribution -	Additions	107001	2021	4	128,884
0100	ASTLT332	NB Street Lights 003320	LGE-137310-Electric Distribution -	Additions	107001	2021	5	196,538
0100	ASTLT332	NB Street Lights 003320	LGE-137310-Electric Distribution -	Additions	107001	2021	6	132,453
0100	ASTLT332	NB Street Lights 003320	LGE-137310-Electric Distribution -	Additions	107001	2021	7	149,705
0100	ASTLT332	NB Street Lights 003320	LGE-137310-Electric Distribution -	Additions	107001	2021	8	150,216
0100	ASTLT332	NB Street Lights 003320	LGE-137310-Electric Distribution -	Additions	107001	2021	9	141,769
0100	ASTLT332	NB Street Lights 003320	LGE-137310-Electric Distribution -	Additions	107001	2021	10	177,685
0100	ASTLT332	NB Street Lights 003320	LGE-137310-Electric Distribution -	Additions	107001	2021	11	143,208
0100	ASTLT332	NB Street Lights 003320	LGE-137310-Electric Distribution -	Additions	107001	2021	12	118,727
0100	ASTLT332	NB Street Lights 003320	LGE-137310-Electric Distribution -	Additions	107001	2022	1	134,923
0100	ASTLT332	NB Street Lights 003320	LGE-137310-Electric Distribution -	Additions	107001	2022	2	154,160
0100	ASTLT332	NB Street Lights 003320	LGE-137310-Electric Distribution -	Additions	107001	2022	3	186,913
0100	ASTLT332	NB Street Lights 003320	LGE-137310-Electric Distribution -	Additions	107001	2022	4	135,325
0100	ASTLT332	NB Street Lights 003320	LGE-137310-Electric Distribution -	Additions	107001	2022	5	206,360
0100	ASTLT332	NB Street Lights 003320	LGE-137310-Electric Distribution -	Additions	107001	2022	6	139,072
0100	ASTLT332	NB Street Lights 003320	LGE-137310-Electric Distribution -	Removals	108901	2021	1	24,780
0100	ASTLT332	NB Street Lights 003320	LGE-137310-Electric Distribution -	Removals	108901	2021	2	28,313
0100	ASTLT332	NB Street Lights 003320	LGE-137310-Electric Distribution -	Removals	108901	2021	3	34,329

0100	ASTLT332	NB Street Lights 003320	LGE-137310-Electric Distribution -	Removals	108901	2021	4	24,854
0100	ASTLT332	NB Street Lights 003320	LGE-137310-Electric Distribution -	Removals	108901	2021	5	37,899
0100	ASTLT332	NB Street Lights 003320	LGE-137310-Electric Distribution -	Removals	108901	2021	6	25,541
0100	ASTLT332	NB Street Lights 003320	LGE-137310-Electric Distribution -	Removals	108901	2021	7	28,869
0100	ASTLT332	NB Street Lights 003320	LGE-137310-Electric Distribution -	Removals	108901	2021	8	28,967
0100	ASTLT332	NB Street Lights 003320	LGE-137310-Electric Distribution -	Removals	108901	2021	9	27,338
0100	ASTLT332	NB Street Lights 003320	LGE-137310-Electric Distribution -	Removals	108901	2021	10	34,264
0100	ASTLT332	NB Street Lights 003320	LGE-137310-Electric Distribution -	Removals	108901	2021	11	27,616
0100	ASTLT332	NB Street Lights 003320	LGE-137310-Electric Distribution -	Removals	108901	2021	12	22,895
0100	ASTLT332	NB Street Lights 003320	LGE-137310-Electric Distribution -	Removals	108901	2022	1	26,021
0100	ASTLT332	NB Street Lights 003320	LGE-137310-Electric Distribution -	Removals	108901	2022	2	29,732
0100	ASTLT332	NB Street Lights 003320	LGE-137310-Electric Distribution -	Removals	108901	2022	3	36,048
0100	ASTLT332	NB Street Lights 003320	LGE-137310-Electric Distribution -	Removals	108901	2022	4	26,099
0100	ASTLT332	NB Street Lights 003320	LGE-137310-Electric Distribution -	Removals	108901	2022	5	39,799
0100	ASTLT332	NB Street Lights 003320	LGE-137310-Electric Distribution -	Removals	108901	2022	6	26,822
0100	ASTRM323	Cap Minor Storms 003230	LGE-136500-Electric Distribution -	Additions	107001	2021	1	16,397
0100	ASTRM323	Cap Minor Storms 003230	LGE-136500-Electric Distribution -	Additions	107001	2021	2	36,810
0100	ASTRM323	Cap Minor Storms 003230	LGE-136500-Electric Distribution -	Additions	107001	2021	3	108,257
0100	ASTRM323	Cap Minor Storms 003230	LGE-136500-Electric Distribution -	Additions	107001	2021	4	41,914
0100	ASTRM323	Cap Minor Storms 003230	LGE-136500-Electric Distribution -	Additions	107001	2021	5	26,604
0100	ASTRM323	Cap Minor Storms 003230	LGE-136500-Electric Distribution -	Additions	107001	2021	6	138,877
0100	ASTRM323	Cap Minor Storms 003230	LGE-136500-Electric Distribution -	Additions	107001	2021	7	36,810
0100	ASTRM323	Cap Minor Storms 003230	LGE-136500-Electric Distribution -	Additions	107001	2021	8	36,810
0100	ASTRM323	Cap Minor Storms 003230	LGE-136500-Electric Distribution -	Additions	107001	2021	9	16,397
0100	ASTRM323	Cap Minor Storms 003230	LGE-136500-Electric Distribution -	Additions	107001	2021	10	21,500
0100	ASTRM323	Cap Minor Storms 003230	LGE-136500-Electric Distribution -	Additions	107001	2021	11	31,706
0100	ASTRM323	Cap Minor Storms 003230	LGE-136500-Electric Distribution -	Additions	107001	2021	12	11,293
0100	ASTRM323	Cap Minor Storms 003230	LGE-136500-Electric Distribution -	Additions	107001	2022	1	16,384
0100	ASTRM323	Cap Minor Storms 003230	LGE-136500-Electric Distribution -	Additions	107001	2022	2	36,778
0100	ASTRM323	Cap Minor Storms 003230	LGE-136500-Electric Distribution -	Additions	107001	2022	3	108,155
0100	ASTRM323	Cap Minor Storms 003230	LGE-136500-Electric Distribution -	Additions	107001	2022	4	41,876
0100	ASTRM323	Cap Minor Storms 003230	LGE-136500-Electric Distribution -	Additions	107001	2022	5	26,581
0100	ASTRM323	Cap Minor Storms 003230	LGE-136500-Electric Distribution -	Additions	107001	2022	6	1,090
0100	ASTRMLGE	Cap LGE Major Storm	LGE-136500-Electric Distribution -	Additions	107001	2021	1	45,445
0100	ASTRMLGE	Cap LGE Major Storm	LGE-136500-Electric Distribution -	Additions	107001	2021	2	74,646
0100	ASTRMLGE	Cap LGE Major Storm	LGE-136500-Electric Distribution -	Additions	107001	2021	3	255,676
0100	ASTRMLGE	Cap LGE Major Storm	LGE-136500-Electric Distribution -	Additions	107001	2021	4	90,778
0100	ASTRMLGE	Cap LGE Major Storm	LGE-136500-Electric Distribution -	Additions	107001	2021	5	62,650
0100	ASTRMLGE	Cap LGE Major Storm	LGE-136500-Electric Distribution -	Additions	107001	2021	6	316,007
0100	ASTRMLGE	Cap LGE Major Storm	LGE-136500-Electric Distribution -	Additions	107001	2021	7	83,817
0100	ASTRMLGE	Cap LGE Major Storm	LGE-136500-Electric Distribution -	Additions	107001	2021	8	75,634
0100	ASTRMLGE	Cap LGE Major Storm	LGE-136500-Electric Distribution -	Additions	107001	2021	9	40,339
0100	ASTRMLGE	Cap LGE Major Storm	LGE-136500-Electric Distribution -	Additions	107001	2021	10	41,304
0100	ASTRMLGE	Cap LGE Major Storm	LGE-136500-Electric Distribution -	Additions	107001	2021	11	64,852
0100	ASTRMLGE	Cap LGE Major Storm	LGE-136500-Electric Distribution -	Additions	107001	2021	12	29,822
0100	ASTRMLGE	Cap LGE Major Storm	LGE-136500-Electric Distribution -	Additions	107001	2022	1	47,004
0100	ASTRMLGE	Cap LGE Major Storm	LGE-136500-Electric Distribution -	Additions	107001	2022	2	77,465

0100	ASTRMLGE	Cap LGE Major Storm	LGE-136500-Electric Distribution -	Additions	107001	2022	3	264,878
0100	ASTRMLGE	Cap LGE Major Storm	LGE-136500-Electric Distribution -	Additions	107001	2022	4	94,133
0100	ASTRMLGE	Cap LGE Major Storm	LGE-136500-Electric Distribution -	Additions	107001	2022	5	64,904
0100	ASTRMLGE	Cap LGE Major Storm	LGE-136500-Electric Distribution -	Additions	107001	2022	6	465,169
0100	ASTRMLGE	Cap LGE Major Storm	LGE-136500-Electric Distribution -	Removals	108901	2021	1	8,544
0100	ASTRMLGE	Cap LGE Major Storm	LGE-136500-Electric Distribution -	Removals	108901	2021	2	15,398
0100	ASTRMLGE	Cap LGE Major Storm	LGE-136500-Electric Distribution -	Removals	108901	2021	3	50,279
0100	ASTRMLGE	Cap LGE Major Storm	LGE-136500-Electric Distribution -	Removals	108901	2021	4	18,332
0100	ASTRMLGE	Cap LGE Major Storm	LGE-136500-Electric Distribution -	Removals	108901	2021	5	12,331
0100	ASTRMLGE	Cap LGE Major Storm	LGE-136500-Electric Distribution -	Removals	108901	2021	6	62,844
0100	ASTRMLGE	Cap LGE Major Storm	LGE-136500-Electric Distribution -	Removals	108901	2021	7	16,665
0100	ASTRMLGE	Cap LGE Major Storm	LGE-136500-Electric Distribution -	Removals	108901	2021	8	15,535
0100	ASTRMLGE	Cap LGE Major Storm	LGE-136500-Electric Distribution -	Removals	108901	2021	9	7,838
0100	ASTRMLGE	Cap LGE Major Storm	LGE-136500-Electric Distribution -	Removals	108901	2021	10	8,677
0100	ASTRMLGE	Cap LGE Major Storm	LGE-136500-Electric Distribution -	Removals	108901	2021	11	13,340
0100	ASTRMLGE	Cap LGE Major Storm	LGE-136500-Electric Distribution -	Removals	108901	2021	12	5,680
0100	ASTRMLGE	Cap LGE Major Storm	LGE-136500-Electric Distribution -	Removals	108901	2022	1	8,757
0100	ASTRMLGE	Cap LGE Major Storm	LGE-136500-Electric Distribution -	Removals	108901	2022	2	15,783
0100	ASTRMLGE	Cap LGE Major Storm	LGE-136500-Electric Distribution -	Removals	108901	2022	3	51,536
0100	ASTRMLGE	Cap LGE Major Storm	LGE-136500-Electric Distribution -	Removals	108901	2022	4	18,790
0100	ASTRMLGE	Cap LGE Major Storm	LGE-136500-Electric Distribution -	Removals	108901	2022	5	12,639
0100	ASTRMLGE	Cap LGE Major Storm	LGE-136500-Electric Distribution -	Removals	108901	2022	6	64,416
0100	ASYSEN340	Sys Enhance 003400	LGE-136500-Electric Distribution -	Additions	107001	2021	1	3,479
0100	ASYSEN340	Sys Enhance 003400	LGE-136500-Electric Distribution -	Additions	107001	2021	2	19,768
0100	ASYSEN340	Sys Enhance 003400	LGE-136500-Electric Distribution -	Additions	107001	2021	3	13,941
0100	ASYSEN340	Sys Enhance 003400	LGE-136500-Electric Distribution -	Additions	107001	2021	4	111,130
0100	ASYSEN340	Sys Enhance 003400	LGE-136500-Electric Distribution -	Additions	107001	2021	5	186,596
0100	ASYSEN340	Sys Enhance 003400	LGE-136500-Electric Distribution -	Additions	107001	2021	6	52,822
0100	ASYSEN340	Sys Enhance 003400	LGE-136500-Electric Distribution -	Additions	107001	2021	7	78,188
0100	ASYSEN340	Sys Enhance 003400	LGE-136500-Electric Distribution -	Additions	107001	2021	8	68,205
0100	ASYSEN340	Sys Enhance 003400	LGE-136500-Electric Distribution -	Additions	107001	2021	9	61,319
0100	ASYSEN340	Sys Enhance 003400	LGE-136500-Electric Distribution -	Additions	107001	2021	10	112,546
0100	ASYSEN340	Sys Enhance 003400	LGE-136500-Electric Distribution -	Additions	107001	2021	11	140,307
0100	ASYSEN340	Sys Enhance 003400	LGE-136500-Electric Distribution -	Additions	107001	2021	12	86,350
0100	ASYSEN340	Sys Enhance 003400	LGE-136500-Electric Distribution -	Additions	107001	2022	1	3,589
0100	ASYSEN340	Sys Enhance 003400	LGE-136500-Electric Distribution -	Additions	107001	2022	2	20,389
0100	ASYSEN340	Sys Enhance 003400	LGE-136500-Electric Distribution -	Additions	107001	2022	3	14,380
0100	ASYSEN340	Sys Enhance 003400	LGE-136500-Electric Distribution -	Additions	107001	2022	4	114,624
0100	ASYSEN340	Sys Enhance 003400	LGE-136500-Electric Distribution -	Additions	107001	2022	5	192,462
0100	ASYSEN340	Sys Enhance 003400	LGE-136500-Electric Distribution -	Additions	107001	2022	6	54,483
0100	ASYSEN340	Sys Enhance 003400	LGE-136500-Electric Distribution -	Removals	108901	2021	1	397
0100	ASYSEN340	Sys Enhance 003400	LGE-136500-Electric Distribution -	Removals	108901	2021	2	2,253
0100	ASYSEN340	Sys Enhance 003400	LGE-136500-Electric Distribution -	Removals	108901	2021	3	1,589
0100	ASYSEN340	Sys Enhance 003400	LGE-136500-Electric Distribution -	Removals	108901	2021	4	12,666
0100	ASYSEN340	Sys Enhance 003400	LGE-136500-Electric Distribution -	Removals	108901	2021	5	21,267
0100	ASYSEN340	Sys Enhance 003400	LGE-136500-Electric Distribution -	Removals	108901	2021	6	6,021
0100	ASYSEN340	Sys Enhance 003400	LGE-136500-Electric Distribution -	Removals	108901	2021	7	8,911

0100	ASYSSEN340	Sys Enhance 003400	LGE-136500-Electric Distribution -	Removals	108901	2021	8	7,774
0100	ASYSSEN340	Sys Enhance 003400	LGE-136500-Electric Distribution -	Removals	108901	2021	9	6,989
0100	ASYSSEN340	Sys Enhance 003400	LGE-136500-Electric Distribution -	Removals	108901	2021	10	12,827
0100	ASYSSEN340	Sys Enhance 003400	LGE-136500-Electric Distribution -	Removals	108901	2021	11	15,991
0100	ASYSSEN340	Sys Enhance 003400	LGE-136500-Electric Distribution -	Removals	108901	2021	12	9,906
0100	ASYSSEN340	Sys Enhance 003400	LGE-136500-Electric Distribution -	Removals	108901	2022	1	409
0100	ASYSSEN340	Sys Enhance 003400	LGE-136500-Electric Distribution -	Removals	108901	2022	2	2,325
0100	ASYSSEN340	Sys Enhance 003400	LGE-136500-Electric Distribution -	Removals	108901	2022	3	1,639
0100	ASYSSEN340	Sys Enhance 003400	LGE-136500-Electric Distribution -	Removals	108901	2022	4	13,071
0100	ASYSSEN340	Sys Enhance 003400	LGE-136500-Electric Distribution -	Removals	108901	2022	5	21,948
0100	ASYSSEN340	Sys Enhance 003400	LGE-136500-Electric Distribution -	Removals	108901	2022	6	6,213
0100	ASYSSEN343	Sys Enhance 003430	LGE-136700-Electric Distribution -	Additions	107001	2021	1	615
0100	ASYSSEN343	Sys Enhance 003430	LGE-136700-Electric Distribution -	Additions	107001	2021	2	3,495
0100	ASYSSEN343	Sys Enhance 003430	LGE-136700-Electric Distribution -	Additions	107001	2021	3	2,464
0100	ASYSSEN343	Sys Enhance 003430	LGE-136700-Electric Distribution -	Additions	107001	2021	4	19,645
0100	ASYSSEN343	Sys Enhance 003430	LGE-136700-Electric Distribution -	Additions	107001	2021	5	32,985
0100	ASYSSEN343	Sys Enhance 003430	LGE-136700-Electric Distribution -	Additions	107001	2021	6	9,337
0100	ASYSSEN343	Sys Enhance 003430	LGE-136700-Electric Distribution -	Additions	107001	2021	7	13,821
0100	ASYSSEN343	Sys Enhance 003430	LGE-136700-Electric Distribution -	Additions	107001	2021	8	12,057
0100	ASYSSEN343	Sys Enhance 003430	LGE-136700-Electric Distribution -	Additions	107001	2021	9	10,839
0100	ASYSSEN343	Sys Enhance 003430	LGE-136700-Electric Distribution -	Additions	107001	2021	10	19,894
0100	ASYSSEN343	Sys Enhance 003430	LGE-136700-Electric Distribution -	Additions	107001	2021	11	24,802
0100	ASYSSEN343	Sys Enhance 003430	LGE-136700-Electric Distribution -	Additions	107001	2021	12	15,364
0100	ASYSSEN343	Sys Enhance 003430	LGE-136700-Electric Distribution -	Additions	107001	2022	1	632
0100	ASYSSEN343	Sys Enhance 003430	LGE-136700-Electric Distribution -	Additions	107001	2022	2	3,589
0100	ASYSSEN343	Sys Enhance 003430	LGE-136700-Electric Distribution -	Additions	107001	2022	3	2,531
0100	ASYSSEN343	Sys Enhance 003430	LGE-136700-Electric Distribution -	Additions	107001	2022	4	20,177
0100	ASYSSEN343	Sys Enhance 003430	LGE-136700-Electric Distribution -	Additions	107001	2022	5	33,878
0100	ASYSSEN343	Sys Enhance 003430	LGE-136700-Electric Distribution -	Additions	107001	2022	6	9,591
0100	ASYSSEN343	Sys Enhance 003430	LGE-136700-Electric Distribution -	Removals	108901	2021	1	69
0100	ASYSSEN343	Sys Enhance 003430	LGE-136700-Electric Distribution -	Removals	108901	2021	2	394
0100	ASYSSEN343	Sys Enhance 003430	LGE-136700-Electric Distribution -	Removals	108901	2021	3	277
0100	ASYSSEN343	Sys Enhance 003430	LGE-136700-Electric Distribution -	Removals	108901	2021	4	2,213
0100	ASYSSEN343	Sys Enhance 003430	LGE-136700-Electric Distribution -	Removals	108901	2021	5	3,715
0100	ASYSSEN343	Sys Enhance 003430	LGE-136700-Electric Distribution -	Removals	108901	2021	6	1,052
0100	ASYSSEN343	Sys Enhance 003430	LGE-136700-Electric Distribution -	Removals	108901	2021	7	1,557
0100	ASYSSEN343	Sys Enhance 003430	LGE-136700-Electric Distribution -	Removals	108901	2021	8	1,358
0100	ASYSSEN343	Sys Enhance 003430	LGE-136700-Electric Distribution -	Removals	108901	2021	9	1,221
0100	ASYSSEN343	Sys Enhance 003430	LGE-136700-Electric Distribution -	Removals	108901	2021	10	2,240
0100	ASYSSEN343	Sys Enhance 003430	LGE-136700-Electric Distribution -	Removals	108901	2021	11	2,794
0100	ASYSSEN343	Sys Enhance 003430	LGE-136700-Electric Distribution -	Removals	108901	2021	12	1,731
0100	ASYSSEN343	Sys Enhance 003430	LGE-136700-Electric Distribution -	Removals	108901	2022	1	71
0100	ASYSSEN343	Sys Enhance 003430	LGE-136700-Electric Distribution -	Removals	108901	2022	2	404
0100	ASYSSEN343	Sys Enhance 003430	LGE-136700-Electric Distribution -	Removals	108901	2022	3	285
0100	ASYSSEN343	Sys Enhance 003430	LGE-136700-Electric Distribution -	Removals	108901	2022	4	2,273
0100	ASYSSEN343	Sys Enhance 003430	LGE-136700-Electric Distribution -	Removals	108901	2022	5	3,818
0100	ASYSSEN343	Sys Enhance 003430	LGE-136700-Electric Distribution -	Removals	108901	2022	6	1,080

0100	ATBRD3400	Cap Trouble Orders OH 003400	LGE-136500-Electric Distribution -	Additions	107001	2021	1	300,519
0100	ATBRD3400	Cap Trouble Orders OH 003400	LGE-136500-Electric Distribution -	Additions	107001	2021	2	262,818
0100	ATBRD3400	Cap Trouble Orders OH 003400	LGE-136500-Electric Distribution -	Additions	107001	2021	3	180,293
0100	ATBRD3400	Cap Trouble Orders OH 003400	LGE-136500-Electric Distribution -	Additions	107001	2021	4	238,603
0100	ATBRD3400	Cap Trouble Orders OH 003400	LGE-136500-Electric Distribution -	Additions	107001	2021	5	293,314
0100	ATBRD3400	Cap Trouble Orders OH 003400	LGE-136500-Electric Distribution -	Additions	107001	2021	6	187,384
0100	ATBRD3400	Cap Trouble Orders OH 003400	LGE-136500-Electric Distribution -	Additions	107001	2021	7	273,618
0100	ATBRD3400	Cap Trouble Orders OH 003400	LGE-136500-Electric Distribution -	Additions	107001	2021	8	314,054
0100	ATBRD3400	Cap Trouble Orders OH 003400	LGE-136500-Electric Distribution -	Additions	107001	2021	9	354,675
0100	ATBRD3400	Cap Trouble Orders OH 003400	LGE-136500-Electric Distribution -	Additions	107001	2021	10	308,896
0100	ATBRD3400	Cap Trouble Orders OH 003400	LGE-136500-Electric Distribution -	Additions	107001	2021	11	305,537
0100	ATBRD3400	Cap Trouble Orders OH 003400	LGE-136500-Electric Distribution -	Additions	107001	2021	12	296,740
0100	ATBRD3400	Cap Trouble Orders OH 003400	LGE-136500-Electric Distribution -	Additions	107001	2022	1	294,273
0100	ATBRD3400	Cap Trouble Orders OH 003400	LGE-136500-Electric Distribution -	Additions	107001	2022	2	258,490
0100	ATBRD3400	Cap Trouble Orders OH 003400	LGE-136500-Electric Distribution -	Additions	107001	2022	3	217,348
0100	ATBRD3400	Cap Trouble Orders OH 003400	LGE-136500-Electric Distribution -	Additions	107001	2022	4	235,506
0100	ATBRD3400	Cap Trouble Orders OH 003400	LGE-136500-Electric Distribution -	Additions	107001	2022	5	297,044
0100	ATBRD3400	Cap Trouble Orders OH 003400	LGE-136500-Electric Distribution -	Additions	107001	2022	6	251,251
0100	ATBRD3400	Cap Trouble Orders OH 003400	LGE-136500-Electric Distribution -	Removals	108901	2021	1	29,034
0100	ATBRD3400	Cap Trouble Orders OH 003400	LGE-136500-Electric Distribution -	Removals	108901	2021	2	25,382
0100	ATBRD3400	Cap Trouble Orders OH 003400	LGE-136500-Electric Distribution -	Removals	108901	2021	3	21,181
0100	ATBRD3400	Cap Trouble Orders OH 003400	LGE-136500-Electric Distribution -	Removals	108901	2021	4	23,035
0100	ATBRD3400	Cap Trouble Orders OH 003400	LGE-136500-Electric Distribution -	Removals	108901	2021	5	29,317
0100	ATBRD3400	Cap Trouble Orders OH 003400	LGE-136500-Electric Distribution -	Removals	108901	2021	6	17,868
0100	ATBRD3400	Cap Trouble Orders OH 003400	LGE-136500-Electric Distribution -	Removals	108901	2021	7	26,428
0100	ATBRD3400	Cap Trouble Orders OH 003400	LGE-136500-Electric Distribution -	Removals	108901	2021	8	30,346
0100	ATBRD3400	Cap Trouble Orders OH 003400	LGE-136500-Electric Distribution -	Removals	108901	2021	9	30,690
0100	ATBRD3400	Cap Trouble Orders OH 003400	LGE-136500-Electric Distribution -	Removals	108901	2021	10	25,479
0100	ATBRD3400	Cap Trouble Orders OH 003400	LGE-136500-Electric Distribution -	Removals	108901	2021	11	27,113
0100	ATBRD3400	Cap Trouble Orders OH 003400	LGE-136500-Electric Distribution -	Removals	108901	2021	12	37,734
0100	ATBRD3400	Cap Trouble Orders OH 003400	LGE-136500-Electric Distribution -	Removals	108901	2022	1	25,525
0100	ATBRD3400	Cap Trouble Orders OH 003400	LGE-136500-Electric Distribution -	Removals	108901	2022	2	22,624
0100	ATBRD3400	Cap Trouble Orders OH 003400	LGE-136500-Electric Distribution -	Removals	108901	2022	3	19,290
0100	ATBRD3400	Cap Trouble Orders OH 003400	LGE-136500-Electric Distribution -	Removals	108901	2022	4	20,762
0100	ATBRD3400	Cap Trouble Orders OH 003400	LGE-136500-Electric Distribution -	Removals	108901	2022	5	25,750
0100	ATBRD3400	Cap Trouble Orders OH 003400	LGE-136500-Electric Distribution -	Removals	108901	2022	6	22,038
0100	ATBRD343U	Cap Trouble Orders UG 003430	LGE-136700-Electric Distribution -	Additions	107001	2021	1	156,878
0100	ATBRD343U	Cap Trouble Orders UG 003430	LGE-136700-Electric Distribution -	Additions	107001	2021	2	158,339
0100	ATBRD343U	Cap Trouble Orders UG 003430	LGE-136700-Electric Distribution -	Additions	107001	2021	3	147,846
0100	ATBRD343U	Cap Trouble Orders UG 003430	LGE-136700-Electric Distribution -	Additions	107001	2021	4	155,273
0100	ATBRD343U	Cap Trouble Orders UG 003430	LGE-136700-Electric Distribution -	Additions	107001	2021	5	249,131
0100	ATBRD343U	Cap Trouble Orders UG 003430	LGE-136700-Electric Distribution -	Additions	107001	2021	6	187,183
0100	ATBRD343U	Cap Trouble Orders UG 003430	LGE-136700-Electric Distribution -	Additions	107001	2021	7	171,358
0100	ATBRD343U	Cap Trouble Orders UG 003430	LGE-136700-Electric Distribution -	Additions	107001	2021	8	160,813
0100	ATBRD343U	Cap Trouble Orders UG 003430	LGE-136700-Electric Distribution -	Additions	107001	2021	9	223,146
0100	ATBRD343U	Cap Trouble Orders UG 003430	LGE-136700-Electric Distribution -	Additions	107001	2021	10	190,630
0100	ATBRD343U	Cap Trouble Orders UG 003430	LGE-136700-Electric Distribution -	Additions	107001	2021	11	142,184

0100	ATBRD343U	Cap Trouble Orders UG 003430	LGE-136700-Electric Distribution -	Additions	107001	2021	12	130,502
0100	ATBRD343U	Cap Trouble Orders UG 003430	LGE-136700-Electric Distribution -	Additions	107001	2022	1	166,658
0100	ATBRD343U	Cap Trouble Orders UG 003430	LGE-136700-Electric Distribution -	Additions	107001	2022	2	172,046
0100	ATBRD343U	Cap Trouble Orders UG 003430	LGE-136700-Electric Distribution -	Additions	107001	2022	3	184,314
0100	ATBRD343U	Cap Trouble Orders UG 003430	LGE-136700-Electric Distribution -	Additions	107001	2022	4	192,542
0100	ATBRD343U	Cap Trouble Orders UG 003430	LGE-136700-Electric Distribution -	Additions	107001	2022	5	256,565
0100	ATBRD343U	Cap Trouble Orders UG 003430	LGE-136700-Electric Distribution -	Additions	107001	2022	6	221,699
0100	ATBRD343U	Cap Trouble Orders UG 003430	LGE-136700-Electric Distribution -	Removals	108901	2021	1	24,803
0100	ATBRD343U	Cap Trouble Orders UG 003430	LGE-136700-Electric Distribution -	Removals	108901	2021	2	24,317
0100	ATBRD343U	Cap Trouble Orders UG 003430	LGE-136700-Electric Distribution -	Removals	108901	2021	3	24,343
0100	ATBRD343U	Cap Trouble Orders UG 003430	LGE-136700-Electric Distribution -	Removals	108901	2021	4	25,680
0100	ATBRD343U	Cap Trouble Orders UG 003430	LGE-136700-Electric Distribution -	Removals	108901	2021	5	41,035
0100	ATBRD343U	Cap Trouble Orders UG 003430	LGE-136700-Electric Distribution -	Removals	108901	2021	6	30,971
0100	ATBRD343U	Cap Trouble Orders UG 003430	LGE-136700-Electric Distribution -	Removals	108901	2021	7	28,117
0100	ATBRD343U	Cap Trouble Orders UG 003430	LGE-136700-Electric Distribution -	Removals	108901	2021	8	27,715
0100	ATBRD343U	Cap Trouble Orders UG 003430	LGE-136700-Electric Distribution -	Removals	108901	2021	9	35,969
0100	ATBRD343U	Cap Trouble Orders UG 003430	LGE-136700-Electric Distribution -	Removals	108901	2021	10	31,040
0100	ATBRD343U	Cap Trouble Orders UG 003430	LGE-136700-Electric Distribution -	Removals	108901	2021	11	24,078
0100	ATBRD343U	Cap Trouble Orders UG 003430	LGE-136700-Electric Distribution -	Removals	108901	2021	12	21,923
0100	ATBRD343U	Cap Trouble Orders UG 003430	LGE-136700-Electric Distribution -	Removals	108901	2022	1	28,522
0100	ATBRD343U	Cap Trouble Orders UG 003430	LGE-136700-Electric Distribution -	Removals	108901	2022	2	27,892
0100	ATBRD343U	Cap Trouble Orders UG 003430	LGE-136700-Electric Distribution -	Removals	108901	2022	3	27,927
0100	ATBRD343U	Cap Trouble Orders UG 003430	LGE-136700-Electric Distribution -	Removals	108901	2022	4	29,656
0100	ATBRD343U	Cap Trouble Orders UG 003430	LGE-136700-Electric Distribution -	Removals	108901	2022	5	49,532
0100	ATBRD343U	Cap Trouble Orders UG 003430	LGE-136700-Electric Distribution -	Removals	108901	2022	6	36,507
0100	ATPD340	Cap Third Party 003400	LGE-136400-Electric Distribution -	Additions	107001	2021	1	68,046
0100	ATPD340	Cap Third Party 003400	LGE-136400-Electric Distribution -	Additions	107001	2021	2	42,702
0100	ATPD340	Cap Third Party 003400	LGE-136400-Electric Distribution -	Additions	107001	2021	3	17,357
0100	ATPD340	Cap Third Party 003400	LGE-136400-Electric Distribution -	Additions	107001	2021	4	42,702
0100	ATPD340	Cap Third Party 003400	LGE-136400-Electric Distribution -	Additions	107001	2021	5	42,702
0100	ATPD340	Cap Third Party 003400	LGE-136400-Electric Distribution -	Additions	107001	2021	6	17,357
0100	ATPD340	Cap Third Party 003400	LGE-136400-Electric Distribution -	Additions	107001	2021	7	42,702
0100	ATPD340	Cap Third Party 003400	LGE-136400-Electric Distribution -	Additions	107001	2021	8	42,702
0100	ATPD340	Cap Third Party 003400	LGE-136400-Electric Distribution -	Additions	107001	2021	9	68,046
0100	ATPD340	Cap Third Party 003400	LGE-136400-Electric Distribution -	Additions	107001	2021	10	42,702
0100	ATPD340	Cap Third Party 003400	LGE-136400-Electric Distribution -	Additions	107001	2021	11	42,702
0100	ATPD340	Cap Third Party 003400	LGE-136400-Electric Distribution -	Additions	107001	2021	12	36,702
0100	ATPD340	Cap Third Party 003400	LGE-136400-Electric Distribution -	Additions	107001	2022	1	44,206
0100	ATPD340	Cap Third Party 003400	LGE-136400-Electric Distribution -	Additions	107001	2022	2	44,206
0100	ATPD340	Cap Third Party 003400	LGE-136400-Electric Distribution -	Additions	107001	2022	3	44,206
0100	ATPD340	Cap Third Party 003400	LGE-136400-Electric Distribution -	Additions	107001	2022	4	44,206
0100	ATPD340	Cap Third Party 003400	LGE-136400-Electric Distribution -	Additions	107001	2022	5	44,206
0100	ATPD340	Cap Third Party 003400	LGE-136400-Electric Distribution -	Additions	107001	2022	6	44,206
0100	ATPD340	Cap Third Party 003400	LGE-136400-Electric Distribution -	Removals	108901	2021	1	26,695
0100	ATPD340	Cap Third Party 003400	LGE-136400-Electric Distribution -	Removals	108901	2021	2	26,695
0100	ATPD340	Cap Third Party 003400	LGE-136400-Electric Distribution -	Removals	108901	2021	3	26,695
0100	ATPD340	Cap Third Party 003400	LGE-136400-Electric Distribution -	Removals	108901	2021	4	26,695

0100	ATPD343	Cap Third Party 003430	LGE-136400-Electric Distribution -	Removals	108901	2022	4	11,337
0100	ATPD343	Cap Third Party 003430	LGE-136400-Electric Distribution -	Removals	108901	2022	5	11,337
0100	ATPD343	Cap Third Party 003430	LGE-136400-Electric Distribution -	Removals	108901	2022	6	11,337
0100	AVLT343	Cap Network Vaults	LGE-136700-Electric Distribution -	Additions	107001	2021	1	134,972
0100	AVLT343	Cap Network Vaults	LGE-136700-Electric Distribution -	Additions	107001	2021	2	90,861
0100	AVLT343	Cap Network Vaults	LGE-136700-Electric Distribution -	Additions	107001	2021	3	83,116
0100	AVLT343	Cap Network Vaults	LGE-136700-Electric Distribution -	Additions	107001	2021	4	228,785
0100	AVLT343	Cap Network Vaults	LGE-136700-Electric Distribution -	Additions	107001	2021	5	147,646
0100	AVLT343	Cap Network Vaults	LGE-136700-Electric Distribution -	Additions	107001	2021	6	201,010
0100	AVLT343	Cap Network Vaults	LGE-136700-Electric Distribution -	Additions	107001	2021	7	66,617
0100	AVLT343	Cap Network Vaults	LGE-136700-Electric Distribution -	Additions	107001	2021	8	119,314
0100	AVLT343	Cap Network Vaults	LGE-136700-Electric Distribution -	Additions	107001	2021	9	45,996
0100	AVLT343	Cap Network Vaults	LGE-136700-Electric Distribution -	Additions	107001	2021	10	104,785
0100	AVLT343	Cap Network Vaults	LGE-136700-Electric Distribution -	Additions	107001	2021	11	76,742
0100	AVLT343	Cap Network Vaults	LGE-136700-Electric Distribution -	Additions	107001	2021	12	62,522
0100	AVLT343	Cap Network Vaults	LGE-136700-Electric Distribution -	Additions	107001	2022	1	139,630
0100	AVLT343	Cap Network Vaults	LGE-136700-Electric Distribution -	Additions	107001	2022	2	93,997
0100	AVLT343	Cap Network Vaults	LGE-136700-Electric Distribution -	Additions	107001	2022	3	85,984
0100	AVLT343	Cap Network Vaults	LGE-136700-Electric Distribution -	Additions	107001	2022	4	236,680
0100	AVLT343	Cap Network Vaults	LGE-136700-Electric Distribution -	Additions	107001	2022	5	152,741
0100	AVLT343	Cap Network Vaults	LGE-136700-Electric Distribution -	Additions	107001	2022	6	207,947
0100	AVLT343	Cap Network Vaults	LGE-136700-Electric Distribution -	Removals	108799	2021	1	3,598
0100	AVLT343	Cap Network Vaults	LGE-136700-Electric Distribution -	Removals	108901	2021	1	2,077
0100	AVLT343	Cap Network Vaults	LGE-136700-Electric Distribution -	Removals	108799	2021	2	2,423
0100	AVLT343	Cap Network Vaults	LGE-136700-Electric Distribution -	Removals	108901	2021	2	1,398
0100	AVLT343	Cap Network Vaults	LGE-136700-Electric Distribution -	Removals	108799	2021	3	2,216
0100	AVLT343	Cap Network Vaults	LGE-136700-Electric Distribution -	Removals	108901	2021	3	1,279
0100	AVLT343	Cap Network Vaults	LGE-136700-Electric Distribution -	Removals	108799	2021	4	6,099
0100	AVLT343	Cap Network Vaults	LGE-136700-Electric Distribution -	Removals	108901	2021	4	3,520
0100	AVLT343	Cap Network Vaults	LGE-136700-Electric Distribution -	Removals	108799	2021	5	3,936
0100	AVLT343	Cap Network Vaults	LGE-136700-Electric Distribution -	Removals	108901	2021	5	2,272
0100	AVLT343	Cap Network Vaults	LGE-136700-Electric Distribution -	Removals	108799	2021	6	5,359
0100	AVLT343	Cap Network Vaults	LGE-136700-Electric Distribution -	Removals	108901	2021	6	3,093
0100	AVLT343	Cap Network Vaults	LGE-136700-Electric Distribution -	Removals	108799	2021	7	1,776
0100	AVLT343	Cap Network Vaults	LGE-136700-Electric Distribution -	Removals	108901	2021	7	1,025
0100	AVLT343	Cap Network Vaults	LGE-136700-Electric Distribution -	Removals	108799	2021	8	3,181
0100	AVLT343	Cap Network Vaults	LGE-136700-Electric Distribution -	Removals	108901	2021	8	1,835
0100	AVLT343	Cap Network Vaults	LGE-136700-Electric Distribution -	Removals	108799	2021	9	1,226
0100	AVLT343	Cap Network Vaults	LGE-136700-Electric Distribution -	Removals	108901	2021	9	708
0100	AVLT343	Cap Network Vaults	LGE-136700-Electric Distribution -	Removals	108799	2021	10	2,793
0100	AVLT343	Cap Network Vaults	LGE-136700-Electric Distribution -	Removals	108901	2021	10	1,613
0100	AVLT343	Cap Network Vaults	LGE-136700-Electric Distribution -	Removals	108799	2021	11	2,046
0100	AVLT343	Cap Network Vaults	LGE-136700-Electric Distribution -	Removals	108901	2021	11	1,181
0100	AVLT343	Cap Network Vaults	LGE-136700-Electric Distribution -	Removals	108799	2021	12	1,667
0100	AVLT343	Cap Network Vaults	LGE-136700-Electric Distribution -	Removals	108901	2021	12	962
0100	AVLT343	Cap Network Vaults	LGE-136700-Electric Distribution -	Removals	108799	2022	1	3,725
0100	AVLT343	Cap Network Vaults	LGE-136700-Electric Distribution -	Removals	108901	2022	1	2,150

0100	AVLT343	Cap Network Vaults	LGE-136700-Electric Distribution -	Removals	108799	2022	2	2,509
0100	AVLT343	Cap Network Vaults	LGE-136700-Electric Distribution -	Removals	108901	2022	2	1,447
0100	AVLT343	Cap Network Vaults	LGE-136700-Electric Distribution -	Removals	108799	2022	3	2,295
0100	AVLT343	Cap Network Vaults	LGE-136700-Electric Distribution -	Removals	108901	2022	3	1,324
0100	AVLT343	Cap Network Vaults	LGE-136700-Electric Distribution -	Removals	108799	2022	4	6,316
0100	AVLT343	Cap Network Vaults	LGE-136700-Electric Distribution -	Removals	108901	2022	4	3,645
0100	AVLT343	Cap Network Vaults	LGE-136700-Electric Distribution -	Removals	108799	2022	5	4,076
0100	AVLT343	Cap Network Vaults	LGE-136700-Electric Distribution -	Removals	108901	2022	5	2,352
0100	AVLT343	Cap Network Vaults	LGE-136700-Electric Distribution -	Removals	108799	2022	6	5,549
0100	AVLT343	Cap Network Vaults	LGE-136700-Electric Distribution -	Removals	108901	2022	6	3,202
0100	AXFRM311	NB Transformers 003110	LGE-136800-Line Transformers	Additions	107001	2021	1	318,856
0100	AXFRM311	NB Transformers 003110	LGE-136800-Line Transformers	Additions	107001	2021	2	345,204
0100	AXFRM311	NB Transformers 003110	LGE-136800-Line Transformers	Additions	107001	2021	3	390,721
0100	AXFRM311	NB Transformers 003110	LGE-136800-Line Transformers	Additions	107001	2021	4	389,692
0100	AXFRM311	NB Transformers 003110	LGE-136800-Line Transformers	Additions	107001	2021	5	420,411
0100	AXFRM311	NB Transformers 003110	LGE-136800-Line Transformers	Additions	107001	2021	6	427,211
0100	AXFRM311	NB Transformers 003110	LGE-136800-Line Transformers	Additions	107001	2021	7	457,266
0100	AXFRM311	NB Transformers 003110	LGE-136800-Line Transformers	Additions	107001	2021	8	442,684
0100	AXFRM311	NB Transformers 003110	LGE-136800-Line Transformers	Additions	107001	2021	9	512,932
0100	AXFRM311	NB Transformers 003110	LGE-136800-Line Transformers	Additions	107001	2021	10	509,677
0100	AXFRM311	NB Transformers 003110	LGE-136800-Line Transformers	Additions	107001	2021	11	443,290
0100	AXFRM311	NB Transformers 003110	LGE-136800-Line Transformers	Additions	107001	2021	12	338,520
0100	AXFRM311	NB Transformers 003110	LGE-136800-Line Transformers	Additions	107001	2022	1	321,382
0100	AXFRM311	NB Transformers 003110	LGE-136800-Line Transformers	Additions	107001	2022	2	400,788
0100	AXFRM311	NB Transformers 003110	LGE-136800-Line Transformers	Additions	107001	2022	3	393,127
0100	AXFRM311	NB Transformers 003110	LGE-136800-Line Transformers	Additions	107001	2022	4	389,377
0100	AXFRM311	NB Transformers 003110	LGE-136800-Line Transformers	Additions	107001	2022	5	422,298
0100	AXFRM311	NB Transformers 003110	LGE-136800-Line Transformers	Additions	107001	2022	6	428,646
0100	AXFRM311	NB Transformers 003110	LGE-136800-Line Transformers	Removals	108901	2021	1	45,499
0100	AXFRM311	NB Transformers 003110	LGE-136800-Line Transformers	Removals	108901	2021	2	49,208
0100	AXFRM311	NB Transformers 003110	LGE-136800-Line Transformers	Removals	108901	2021	3	44,104
0100	AXFRM311	NB Transformers 003110	LGE-136800-Line Transformers	Removals	108901	2021	4	23,040
0100	AXFRM311	NB Transformers 003110	LGE-136800-Line Transformers	Removals	108901	2021	5	29,896
0100	AXFRM311	NB Transformers 003110	LGE-136800-Line Transformers	Removals	108901	2021	6	26,086
0100	AXFRM311	NB Transformers 003110	LGE-136800-Line Transformers	Removals	108901	2021	7	22,518
0100	AXFRM311	NB Transformers 003110	LGE-136800-Line Transformers	Removals	108901	2021	8	44,460
0100	AXFRM311	NB Transformers 003110	LGE-136800-Line Transformers	Removals	108901	2021	9	23,937
0100	AXFRM311	NB Transformers 003110	LGE-136800-Line Transformers	Removals	108901	2021	10	28,135
0100	AXFRM311	NB Transformers 003110	LGE-136800-Line Transformers	Removals	108901	2021	11	21,213
0100	AXFRM311	NB Transformers 003110	LGE-136800-Line Transformers	Removals	108901	2021	12	28,537
0100	AXFRM311	NB Transformers 003110	LGE-136800-Line Transformers	Removals	108901	2022	1	46,661
0100	AXFRM311	NB Transformers 003110	LGE-136800-Line Transformers	Removals	108901	2022	2	50,581
0100	AXFRM311	NB Transformers 003110	LGE-136800-Line Transformers	Removals	108901	2022	3	45,372
0100	AXFRM311	NB Transformers 003110	LGE-136800-Line Transformers	Removals	108901	2022	4	19,758
0100	AXFRM311	NB Transformers 003110	LGE-136800-Line Transformers	Removals	108901	2022	5	36,425
0100	AXFRM311	NB Transformers 003110	LGE-136800-Line Transformers	Removals	108901	2022	6	27,502
0100	AXFRM340	NB Transformers 003400	LGE-136800-Line Transformers	Additions	107001	2021	1	32,883

0100	AXFRM340	NB Transformers 003400	LGE-136800-Line Transformers	Additions	107001	2021	2	25,703
0100	AXFRM340	NB Transformers 003400	LGE-136800-Line Transformers	Additions	107001	2021	3	27,279
0100	AXFRM340	NB Transformers 003400	LGE-136800-Line Transformers	Additions	107001	2021	4	32,040
0100	AXFRM340	NB Transformers 003400	LGE-136800-Line Transformers	Additions	107001	2021	5	38,413
0100	AXFRM340	NB Transformers 003400	LGE-136800-Line Transformers	Additions	107001	2021	6	21,235
0100	AXFRM340	NB Transformers 003400	LGE-136800-Line Transformers	Additions	107001	2021	7	25,379
0100	AXFRM340	NB Transformers 003400	LGE-136800-Line Transformers	Additions	107001	2021	8	37,852
0100	AXFRM340	NB Transformers 003400	LGE-136800-Line Transformers	Additions	107001	2021	9	34,074
0100	AXFRM340	NB Transformers 003400	LGE-136800-Line Transformers	Additions	107001	2021	10	22,932
0100	AXFRM340	NB Transformers 003400	LGE-136800-Line Transformers	Additions	107001	2021	11	26,636
0100	AXFRM340	NB Transformers 003400	LGE-136800-Line Transformers	Additions	107001	2021	12	29,259
0100	AXFRM340	NB Transformers 003400	LGE-136800-Line Transformers	Additions	107001	2022	1	34,540
0100	AXFRM340	NB Transformers 003400	LGE-136800-Line Transformers	Additions	107001	2022	2	26,999
0100	AXFRM340	NB Transformers 003400	LGE-136800-Line Transformers	Additions	107001	2022	3	28,655
0100	AXFRM340	NB Transformers 003400	LGE-136800-Line Transformers	Additions	107001	2022	4	33,654
0100	AXFRM340	NB Transformers 003400	LGE-136800-Line Transformers	Additions	107001	2022	5	40,350
0100	AXFRM340	NB Transformers 003400	LGE-136800-Line Transformers	Additions	107001	2022	6	22,305
0100	AXFRM340	NB Transformers 003400	LGE-136800-Line Transformers	Removals	108901	2021	1	9,297
0100	AXFRM340	NB Transformers 003400	LGE-136800-Line Transformers	Removals	108901	2021	2	7,267
0100	AXFRM340	NB Transformers 003400	LGE-136800-Line Transformers	Removals	108901	2021	3	7,713
0100	AXFRM340	NB Transformers 003400	LGE-136800-Line Transformers	Removals	108901	2021	4	9,059
0100	AXFRM340	NB Transformers 003400	LGE-136800-Line Transformers	Removals	108901	2021	5	10,861
0100	AXFRM340	NB Transformers 003400	LGE-136800-Line Transformers	Removals	108901	2021	6	6,004
0100	AXFRM340	NB Transformers 003400	LGE-136800-Line Transformers	Removals	108901	2021	7	7,175
0100	AXFRM340	NB Transformers 003400	LGE-136800-Line Transformers	Removals	108901	2021	8	10,702
0100	AXFRM340	NB Transformers 003400	LGE-136800-Line Transformers	Removals	108901	2021	9	9,634
0100	AXFRM340	NB Transformers 003400	LGE-136800-Line Transformers	Removals	108901	2021	10	6,483
0100	AXFRM340	NB Transformers 003400	LGE-136800-Line Transformers	Removals	108901	2021	11	7,532
0100	AXFRM340	NB Transformers 003400	LGE-136800-Line Transformers	Removals	108901	2021	12	8,591
0100	AXFRM340	NB Transformers 003400	LGE-136800-Line Transformers	Removals	108901	2022	1	9,779
0100	AXFRM340	NB Transformers 003400	LGE-136800-Line Transformers	Removals	108901	2022	2	7,643
0100	AXFRM340	NB Transformers 003400	LGE-136800-Line Transformers	Removals	108901	2022	3	8,112
0100	AXFRM340	NB Transformers 003400	LGE-136800-Line Transformers	Removals	108901	2022	4	9,528
0100	AXFRM340	NB Transformers 003400	LGE-136800-Line Transformers	Removals	108901	2022	5	11,422
0100	AXFRM340	NB Transformers 003400	LGE-136800-Line Transformers	Removals	108901	2022	6	6,314
0100	AXFRM343	NB Transformers 003430	LGE-136800-Line Transformers	Additions	107001	2021	1	22,116
0100	AXFRM343	NB Transformers 003430	LGE-136800-Line Transformers	Additions	107001	2021	2	17,287
0100	AXFRM343	NB Transformers 003430	LGE-136800-Line Transformers	Additions	107001	2021	3	18,347
0100	AXFRM343	NB Transformers 003430	LGE-136800-Line Transformers	Additions	107001	2021	4	21,549
0100	AXFRM343	NB Transformers 003430	LGE-136800-Line Transformers	Additions	107001	2021	5	25,835
0100	AXFRM343	NB Transformers 003430	LGE-136800-Line Transformers	Additions	107001	2021	6	14,281
0100	AXFRM343	NB Transformers 003430	LGE-136800-Line Transformers	Additions	107001	2021	7	17,069
0100	AXFRM343	NB Transformers 003430	LGE-136800-Line Transformers	Additions	107001	2021	8	25,458
0100	AXFRM343	NB Transformers 003430	LGE-136800-Line Transformers	Additions	107001	2021	9	22,917
0100	AXFRM343	NB Transformers 003430	LGE-136800-Line Transformers	Additions	107001	2021	10	15,423
0100	AXFRM343	NB Transformers 003430	LGE-136800-Line Transformers	Additions	107001	2021	11	17,914
0100	AXFRM343	NB Transformers 003430	LGE-136800-Line Transformers	Additions	107001	2021	12	20,436

0100	AXFRM343	NB Transformers 003430	LGE-136800-Line Transformers	Additions	107001	2022	1	23,208
0100	AXFRM343	NB Transformers 003430	LGE-136800-Line Transformers	Additions	107001	2022	2	18,141
0100	AXFRM343	NB Transformers 003430	LGE-136800-Line Transformers	Additions	107001	2022	3	19,254
0100	AXFRM343	NB Transformers 003430	LGE-136800-Line Transformers	Additions	107001	2022	4	22,613
0100	AXFRM343	NB Transformers 003430	LGE-136800-Line Transformers	Additions	107001	2022	5	27,110
0100	AXFRM343	NB Transformers 003430	LGE-136800-Line Transformers	Additions	107001	2022	6	14,986
0100	AXFRM343	NB Transformers 003430	LGE-136800-Line Transformers	Removals	108901	2021	1	5,969
0100	AXFRM343	NB Transformers 003430	LGE-136800-Line Transformers	Removals	108901	2021	2	4,666
0100	AXFRM343	NB Transformers 003430	LGE-136800-Line Transformers	Removals	108901	2021	3	4,952
0100	AXFRM343	NB Transformers 003430	LGE-136800-Line Transformers	Removals	108901	2021	4	5,816
0100	AXFRM343	NB Transformers 003430	LGE-136800-Line Transformers	Removals	108901	2021	5	6,973
0100	AXFRM343	NB Transformers 003430	LGE-136800-Line Transformers	Removals	108901	2021	6	3,855
0100	AXFRM343	NB Transformers 003430	LGE-136800-Line Transformers	Removals	108901	2021	7	4,607
0100	AXFRM343	NB Transformers 003430	LGE-136800-Line Transformers	Removals	108901	2021	8	6,871
0100	AXFRM343	NB Transformers 003430	LGE-136800-Line Transformers	Removals	108901	2021	9	6,186
0100	AXFRM343	NB Transformers 003430	LGE-136800-Line Transformers	Removals	108901	2021	10	4,162
0100	AXFRM343	NB Transformers 003430	LGE-136800-Line Transformers	Removals	108901	2021	11	4,835
0100	AXFRM343	NB Transformers 003430	LGE-136800-Line Transformers	Removals	108901	2021	12	5,516
0100	AXFRM343	NB Transformers 003430	LGE-136800-Line Transformers	Removals	108901	2022	1	6,268
0100	AXFRM343	NB Transformers 003430	LGE-136800-Line Transformers	Removals	108901	2022	2	4,900
0100	AXFRM343	NB Transformers 003430	LGE-136800-Line Transformers	Removals	108901	2022	3	5,200
0100	AXFRM343	NB Transformers 003430	LGE-136800-Line Transformers	Removals	108901	2022	4	6,107
0100	AXFRM343	NB Transformers 003430	LGE-136800-Line Transformers	Removals	108901	2022	5	7,322
0100	AXFRM343	NB Transformers 003430	LGE-136800-Line Transformers	Removals	108901	2022	6	4,047
0100	406000023	UPGRADE ELEVATED PRESSURE 21	LGE-237600-Gas Distribution - Mains	Additions	107001	2021	12	3,000,446
0100	406000027	Small Tools 2021 004060	LGE-239620-Power Op Equip - Other	Additions	107001	2021	9	75,307
0100	406000027	Small Tools 2021 004060	LGE-239620-Power Op Equip - Other	Additions	107001	2021	10	8,367
0100	406000027	Small Tools 2021 004060	LGE-239620-Power Op Equip - Other	Additions	107001	2021	11	8,367
0100	406000027	Small Tools 2021 004060	LGE-239620-Power Op Equip - Other	Additions	107001	2021	12	8,367
0100	406000055	Replace Pad Meters 2021	LGE-238100-Meters	Additions	107001	2021	12	1,005,979
0100	406000056	Regulator Assemblies 2021	LGE-237800-Gas Distribution - Measu	Additions	107001	2021	12	247,980
0100	414000003	REPLACE STEEL SERVICES 2021	LGE-237600-Gas Distribution - Mains	Additions	107001	2021	12	5,487,182
0100	414000010	Replace Steel Services 2021B	LGE-237600-Gas Distribution - Mains	Additions	107001	2021	12	5,157,905
0100	447000021	Muldraugh Piping Repl 2021	LGE-235400-Gas Storage Undg. - Comp	Additions	107001	2021	12	1,659,856
0100	447000021	Muldraugh Piping Repl 2021	LGE-235400-Gas Storage Undg. - Comp	Removals	108901	2021	12	16,593
0100	448000038	Small Tools 2021 004480	LGE-239400-Tools, Shop, and Garage	Additions	107001	2021	1	9,814
0100	448000038	Small Tools 2021 004480	LGE-239400-Tools, Shop, and Garage	Additions	107001	2021	2	9,814
0100	448000038	Small Tools 2021 004480	LGE-239400-Tools, Shop, and Garage	Additions	107001	2021	3	9,814
0100	448000038	Small Tools 2021 004480	LGE-239400-Tools, Shop, and Garage	Additions	107001	2021	4	10,814
0100	448000038	Small Tools 2021 004480	LGE-239400-Tools, Shop, and Garage	Additions	107001	2021	11	9,814
0100	448000038	Small Tools 2021 004480	LGE-239400-Tools, Shop, and Garage	Additions	107001	2021	12	9,814
0100	448000039	Small Tools 2022 004480	LGE-239400-Tools, Shop, and Garage	Additions	107001	2022	1	9,814
0100	448000039	Small Tools 2022 004480	LGE-239400-Tools, Shop, and Garage	Additions	107001	2022	2	9,814
0100	448000039	Small Tools 2022 004480	LGE-239400-Tools, Shop, and Garage	Additions	107001	2022	3	9,814
0100	448000039	Small Tools 2022 004480	LGE-239400-Tools, Shop, and Garage	Additions	107001	2022	4	10,814
0100	460000004	Small Tools 2021 004600	LGE-239400-Tools, Shop, and Garage	Additions	107001	2021	1	15,080
0100	TMPPNBL-B	TMP Penile to Blanton Base	LGE-236700-Gas Transmission - Mains	Additions	107001	2021	7	2,154,632

0100	TMPPNBL-B	TMP Penile to Blanton Base	LGE-236700-Gas Transmission - Mains	Additions	107001	2021	8	2,154,632
0100	TMPPNBL-B	TMP Penile to Blanton Base	LGE-236700-Gas Transmission - Mains	Additions	107001	2021	9	2,154,632
0100	TMPPNBL-B	TMP Penile to Blanton Base	LGE-236700-Gas Transmission - Mains	Additions	107001	2021	10	2,148,514
0100	TMPPNBL-B	TMP Penile to Blanton Base	LGE-236700-Gas Transmission - Mains	Additions	107001	2021	11	2,154,632
0100	TMPPNBL-B	TMP Penile to Blanton Base	LGE-236700-Gas Transmission - Mains	Additions	107001	2021	12	2,154,632
0100	TMPPNBL-B	TMP Penile to Blanton Base	LGE-236700-Gas Transmission - Mains	Additions	107001	2022	1	161,328
0100	TMPPNBL-B	TMP Penile to Blanton Base	LGE-236700-Gas Transmission - Mains	Additions	107001	2022	2	161,328
0100	TMPPNBL-B	TMP Penile to Blanton Base	LGE-236700-Gas Transmission - Mains	Additions	107001	2022	3	161,328
0100	TMPPNBL-B	TMP Penile to Blanton Base	LGE-236700-Gas Transmission - Mains	Additions	107001	2022	4	161,328
0100	TMPPNBL-B	TMP Penile to Blanton Base	LGE-236700-Gas Transmission - Mains	Additions	107001	2022	5	161,328
0100	TMPPNBL-B	TMP Penile to Blanton Base	LGE-236700-Gas Transmission - Mains	Additions	107001	2022	6	161,328
0100	TMPPNBL-B	TMP Penile to Blanton Base	LGE-236700-Gas Transmission - Mains	Removals	108799	2021	10	6,118
0100	TMPPNPR-B	TMP Penile to Preston Base	LGE-236700-Gas Transmission - Mains	Additions	107001	2021	7	107,484
0100	TMPPNPR-B	TMP Penile to Preston Base	LGE-236700-Gas Transmission - Mains	Additions	107001	2021	8	107,484
0100	TMPPNPR-B	TMP Penile to Preston Base	LGE-236700-Gas Transmission - Mains	Additions	107001	2021	9	107,484
0100	TMPPNPR-B	TMP Penile to Preston Base	LGE-236700-Gas Transmission - Mains	Additions	107001	2021	10	107,484
0100	TMPPNPR-B	TMP Penile to Preston Base	LGE-236700-Gas Transmission - Mains	Additions	107001	2021	11	107,484
0100	TMPPNPR-B	TMP Penile to Preston Base	LGE-236700-Gas Transmission - Mains	Additions	107001	2021	12	107,484
0100	TMPPRPC-B	TMP Preston to Picc. Base	LGE-236700-Gas Transmission - Mains	Additions	107001	2021	7	2,497,857
0100	TMPPRPC-B	TMP Preston to Picc. Base	LGE-236700-Gas Transmission - Mains	Additions	107001	2021	8	2,497,857
0100	TMPPRPC-B	TMP Preston to Picc. Base	LGE-236700-Gas Transmission - Mains	Additions	107001	2021	9	2,497,857
0100	TMPPRPC-B	TMP Preston to Picc. Base	LGE-236700-Gas Transmission - Mains	Additions	107001	2021	10	2,491,739
0100	TMPPRPC-B	TMP Preston to Picc. Base	LGE-236700-Gas Transmission - Mains	Additions	107001	2021	11	2,497,857
0100	TMPPRPC-B	TMP Preston to Picc. Base	LGE-236700-Gas Transmission - Mains	Additions	107001	2021	12	2,497,857
0100	TMPPRPC-B	TMP Preston to Picc. Base	LGE-236700-Gas Transmission - Mains	Additions	107001	2022	1	133,191
0100	TMPPRPC-B	TMP Preston to Picc. Base	LGE-236700-Gas Transmission - Mains	Additions	107001	2022	2	133,191
0100	TMPPRPC-B	TMP Preston to Picc. Base	LGE-236700-Gas Transmission - Mains	Additions	107001	2022	3	133,191
0100	TMPPRPC-B	TMP Preston to Picc. Base	LGE-236700-Gas Transmission - Mains	Additions	107001	2022	4	133,191
0100	TMPPRPC-B	TMP Preston to Picc. Base	LGE-236700-Gas Transmission - Mains	Additions	107001	2022	5	133,191
0100	TMPPRPC-B	TMP Preston to Picc. Base	LGE-236700-Gas Transmission - Mains	Additions	107001	2022	6	133,191
0100	TMPPRPC-B	TMP Preston to Picc. Base	LGE-236700-Gas Transmission - Mains	Removals	108799	2021	10	6,118
0100	132756	GS GE Lab Equip	LGE-131600-Mill Creek Unit 4 Misc.	Additions	107001	2021	1	4,104
0100	132756	GS GE Lab Equip	LGE-131600-Mill Creek Unit 4 Misc.	Additions	107001	2021	2	4,104
0100	132756	GS GE Lab Equip	LGE-131600-Mill Creek Unit 4 Misc.	Additions	107001	2021	3	4,104
0100	132756	GS GE Lab Equip	LGE-131600-Mill Creek Unit 4 Misc.	Additions	107001	2021	4	4,104
0100	132756	GS GE Lab Equip	LGE-131600-Mill Creek Unit 4 Misc.	Additions	107001	2021	5	4,104
0100	132756	GS GE Lab Equip	LGE-131600-Mill Creek Unit 4 Misc.	Additions	107001	2021	6	4,104
0100	132756	GS GE Lab Equip	LGE-131600-Mill Creek Unit 4 Misc.	Additions	107001	2021	7	4,104
0100	132756	GS GE Lab Equip	LGE-131600-Mill Creek Unit 4 Misc.	Additions	107001	2021	8	4,104
0100	132756	GS GE Lab Equip	LGE-131600-Mill Creek Unit 4 Misc.	Additions	107001	2021	9	4,104
0100	132756	GS GE Lab Equip	LGE-131600-Mill Creek Unit 4 Misc.	Additions	107001	2021	10	4,104
0100	132756	GS GE Lab Equip	LGE-131600-Mill Creek Unit 4 Misc.	Additions	107001	2021	11	4,104
0100	132756	GS GE Lab Equip	LGE-131600-Mill Creek Unit 4 Misc.	Additions	107001	2021	12	5,987
0100	GSCACONTL	ACCESS CONTROL OT LGE	LGE-131600-Mill Creek Unit 4 Misc.	Additions	107001	2022	6	23,001
0100	GSCASMGTL	ASSET MANGMT OT LGE	LGE-131600-Mill Creek Unit 4 Misc.	Additions	107001	2022	6	328,666
0100	GSCCONFGL	CONFIGURATION OT LGE	LGE-131600-Mill Creek Unit 4 Misc.	Additions	107001	2022	6	19,619
0100	GSCDRBCL	DISASTER RECOVER OT LGE	LGE-131600-Mill Creek Unit 4 Misc.	Additions	107001	2022	6	11,501

0100	GSCOTNWKL	NETWORK MONITORING OT LGE	LGE-131600-Mill Creek Unit 4 Misc.	Additions	107001	2022	6	138,685
0100	GSCOTSEGL	NETWORK SEGMENTATION OT LGE	LGE-131600-Mill Creek Unit 4 Misc.	Additions	107001	2022	6	257,886
0100	GSCVULMGL	VULNERABILITY MANGMT OT LGE	LGE-131600-Mill Creek Unit 4 Misc.	Additions	107001	2022	6	25,933
0100	GSESPICTL	SPIR CT TRIMBLE COUNTY-LGE	LGE-134600-TC 10 Misc. Power Plant	Additions	107001	2021	12	2,442
0100	GSESPIOFL	SPIR OHIO FALLS LGE	LGE-133500-Ohio Falls Non-Project	Additions	107001	2021	12	43,600
0100	GSESPIRTL	SPIR TRIMBLE COUNTY LGE	LGE-131100-TC Unit 2 Struc	Additions	107001	2021	12	1,045
0100	157472CR	CR GS SL CCR WELL MONITOR 2021	LGE-131200-CR Unit 6 Boil	Removals	108799	2021	12	154,227
0100	162230	MC DIFFUSER ECR	LGE-131200-MC ECR Future Plant	Additions	107001	2021	12	11,875,900
0100	162240	Gypsum PST Replacement	LGE-131200-MC Unit 4 Boil	Additions	107001	2021	10	2,975,000
0100	163271	SOLAR SHARE ARRAY 3 LGE	LGE-134400-Simp Solar A2 Generators	Additions	107001	2021	12	435,400
0100	163276	SOLAR SHARE ARRAY 4 LGE	LGE-134400-Simp Solar A2 Generators	Additions	107001	2021	12	367,400
0100	148296	ROUTINE EMS-LGE-2021	LGE-339130-Computer Eq	Additions	107001	2021	12	34,418
0100	162654	EMS PreProd Platforms LGE-2021	LGE-330300-Misc Intang Plant-Softwa	Additions	107001	2021	4	68,027
0100	L8-2021	Storm Damage T-Line LGE 2021	LGE-135500- KY Elec Transmission -	Additions	107001	2021	1	10,198
0100	L8-2021	Storm Damage T-Line LGE 2021	LGE-135500- KY Elec Transmission -	Additions	107001	2021	2	10,198
0100	L8-2021	Storm Damage T-Line LGE 2021	LGE-135500- KY Elec Transmission -	Additions	107001	2021	3	10,198
0100	L8-2021	Storm Damage T-Line LGE 2021	LGE-135500- KY Elec Transmission -	Additions	107001	2021	4	10,198
0100	L8-2021	Storm Damage T-Line LGE 2021	LGE-135500- KY Elec Transmission -	Additions	107001	2021	5	10,198
0100	L8-2021	Storm Damage T-Line LGE 2021	LGE-135500- KY Elec Transmission -	Additions	107001	2021	6	10,198
0100	L8-2021	Storm Damage T-Line LGE 2021	LGE-135500- KY Elec Transmission -	Additions	107001	2021	7	10,198
0100	L8-2021	Storm Damage T-Line LGE 2021	LGE-135500- KY Elec Transmission -	Additions	107001	2021	8	10,198
0100	L8-2021	Storm Damage T-Line LGE 2021	LGE-135500- KY Elec Transmission -	Additions	107001	2021	9	10,198
0100	L8-2021	Storm Damage T-Line LGE 2021	LGE-135500- KY Elec Transmission -	Additions	107001	2021	10	10,198
0100	L8-2021	Storm Damage T-Line LGE 2021	LGE-135500- KY Elec Transmission -	Additions	107001	2021	11	10,198
0100	L8-2021	Storm Damage T-Line LGE 2021	LGE-135500- KY Elec Transmission -	Additions	107001	2021	12	10,198
0100	L8-2021	Storm Damage T-Line LGE 2021	LGE-135500- KY Elec Transmission -	Removals	108901	2021	1	1,406
0100	L8-2021	Storm Damage T-Line LGE 2021	LGE-135500- KY Elec Transmission -	Removals	108901	2021	2	1,406
0100	L8-2021	Storm Damage T-Line LGE 2021	LGE-135500- KY Elec Transmission -	Removals	108901	2021	3	1,406
0100	L8-2021	Storm Damage T-Line LGE 2021	LGE-135500- KY Elec Transmission -	Removals	108901	2021	4	1,406
0100	L8-2021	Storm Damage T-Line LGE 2021	LGE-135500- KY Elec Transmission -	Removals	108901	2021	5	1,406
0100	L8-2021	Storm Damage T-Line LGE 2021	LGE-135500- KY Elec Transmission -	Removals	108901	2021	6	1,406
0100	L8-2021	Storm Damage T-Line LGE 2021	LGE-135500- KY Elec Transmission -	Removals	108901	2021	7	1,406
0100	L8-2021	Storm Damage T-Line LGE 2021	LGE-135500- KY Elec Transmission -	Removals	108901	2021	8	1,406
0100	L8-2021	Storm Damage T-Line LGE 2021	LGE-135500- KY Elec Transmission -	Removals	108901	2021	9	1,406
0100	L8-2021	Storm Damage T-Line LGE 2021	LGE-135500- KY Elec Transmission -	Removals	108901	2021	10	1,406
0100	L8-2021	Storm Damage T-Line LGE 2021	LGE-135500- KY Elec Transmission -	Removals	108901	2021	11	1,406
0100	L8-2021	Storm Damage T-Line LGE 2021	LGE-135500- KY Elec Transmission -	Removals	108901	2021	12	1,406
0100	L8-2022	Storm Damage T-Line LGE 2022	LGE-135500- KY Elec Transmission -	Additions	107001	2022	1	10,453
0100	L8-2022	Storm Damage T-Line LGE 2022	LGE-135500- KY Elec Transmission -	Additions	107001	2022	2	10,453
0100	L8-2022	Storm Damage T-Line LGE 2022	LGE-135500- KY Elec Transmission -	Additions	107001	2022	3	10,453
0100	L8-2022	Storm Damage T-Line LGE 2022	LGE-135500- KY Elec Transmission -	Additions	107001	2022	4	10,453
0100	L8-2022	Storm Damage T-Line LGE 2022	LGE-135500- KY Elec Transmission -	Additions	107001	2022	5	10,453
0100	L8-2022	Storm Damage T-Line LGE 2022	LGE-135500- KY Elec Transmission -	Additions	107001	2022	6	10,453
0100	L8-2022	Storm Damage T-Line LGE 2022	LGE-135500- KY Elec Transmission -	Removals	108901	2022	1	1,441
0100	L8-2022	Storm Damage T-Line LGE 2022	LGE-135500- KY Elec Transmission -	Removals	108901	2022	2	1,441
0100	L8-2022	Storm Damage T-Line LGE 2022	LGE-135500- KY Elec Transmission -	Removals	108901	2022	3	1,441
0100	L8-2022	Storm Damage T-Line LGE 2022	LGE-135500- KY Elec Transmission -	Removals	108901	2022	4	1,441

0100	L8-2022	Storm Damage T-Line LGE 2022	LGE-135500- KY Elec Transmission -	Removals	108901	2022	5	1,441
0100	L8-2022	Storm Damage T-Line LGE 2022	LGE-135500- KY Elec Transmission -	Removals	108901	2022	6	1,441
0100	L9-2021	Priority Repl T-Lines LGE 2021	LGE-135500- KY Elec Transmission -	Additions	107001	2021	1	9,537
0100	L9-2021	Priority Repl T-Lines LGE 2021	LGE-135500- KY Elec Transmission -	Additions	107001	2021	2	9,537
0100	L9-2021	Priority Repl T-Lines LGE 2021	LGE-135500- KY Elec Transmission -	Additions	107001	2021	3	9,537
0100	L9-2021	Priority Repl T-Lines LGE 2021	LGE-135500- KY Elec Transmission -	Additions	107001	2021	4	9,537
0100	L9-2021	Priority Repl T-Lines LGE 2021	LGE-135500- KY Elec Transmission -	Additions	107001	2021	5	9,537
0100	L9-2021	Priority Repl T-Lines LGE 2021	LGE-135500- KY Elec Transmission -	Additions	107001	2021	6	9,537
0100	L9-2021	Priority Repl T-Lines LGE 2021	LGE-135500- KY Elec Transmission -	Additions	107001	2021	7	9,537
0100	L9-2021	Priority Repl T-Lines LGE 2021	LGE-135500- KY Elec Transmission -	Additions	107001	2021	8	9,537
0100	L9-2021	Priority Repl T-Lines LGE 2021	LGE-135500- KY Elec Transmission -	Additions	107001	2021	9	9,537
0100	L9-2021	Priority Repl T-Lines LGE 2021	LGE-135500- KY Elec Transmission -	Additions	107001	2021	10	9,537
0100	L9-2021	Priority Repl T-Lines LGE 2021	LGE-135500- KY Elec Transmission -	Additions	107001	2021	11	9,537
0100	L9-2021	Priority Repl T-Lines LGE 2021	LGE-135500- KY Elec Transmission -	Additions	107001	2021	12	9,537
0100	L9-2022	Priority Repl T-Lines LGE 2022	LGE-135500- KY Elec Transmission -	Additions	107001	2022	1	18,524
0100	L9-2022	Priority Repl T-Lines LGE 2022	LGE-135500- KY Elec Transmission -	Additions	107001	2022	2	18,524
0100	L9-2022	Priority Repl T-Lines LGE 2022	LGE-135500- KY Elec Transmission -	Additions	107001	2022	3	18,524
0100	L9-2022	Priority Repl T-Lines LGE 2022	LGE-135500- KY Elec Transmission -	Additions	107001	2022	4	18,524
0100	L9-2022	Priority Repl T-Lines LGE 2022	LGE-135500- KY Elec Transmission -	Additions	107001	2022	5	18,524
0100	L9-2022	Priority Repl T-Lines LGE 2022	LGE-135500- KY Elec Transmission -	Additions	107001	2022	6	18,524
0100	LARM-2021	Priority Repl X-Arms LGE 2021	LGE-135500- KY Elec Transmission -	Additions	107001	2021	1	2,138
0100	LARM-2021	Priority Repl X-Arms LGE 2021	LGE-135500- KY Elec Transmission -	Additions	107001	2021	2	2,138
0100	LARM-2021	Priority Repl X-Arms LGE 2021	LGE-135500- KY Elec Transmission -	Additions	107001	2021	3	2,138
0100	LARM-2021	Priority Repl X-Arms LGE 2021	LGE-135500- KY Elec Transmission -	Additions	107001	2021	4	2,138
0100	LARM-2021	Priority Repl X-Arms LGE 2021	LGE-135500- KY Elec Transmission -	Additions	107001	2021	5	2,138
0100	LARM-2021	Priority Repl X-Arms LGE 2021	LGE-135500- KY Elec Transmission -	Additions	107001	2021	6	2,138
0100	LARM-2021	Priority Repl X-Arms LGE 2021	LGE-135500- KY Elec Transmission -	Additions	107001	2021	7	2,138
0100	LARM-2021	Priority Repl X-Arms LGE 2021	LGE-135500- KY Elec Transmission -	Additions	107001	2021	8	2,138
0100	LARM-2021	Priority Repl X-Arms LGE 2021	LGE-135500- KY Elec Transmission -	Additions	107001	2021	9	2,138
0100	LARM-2021	Priority Repl X-Arms LGE 2021	LGE-135500- KY Elec Transmission -	Additions	107001	2021	10	2,138
0100	LARM-2021	Priority Repl X-Arms LGE 2021	LGE-135500- KY Elec Transmission -	Additions	107001	2021	11	2,138
0100	LARM-2021	Priority Repl X-Arms LGE 2021	LGE-135500- KY Elec Transmission -	Additions	107001	2021	12	2,138
0100	LARM-2022	Priority Repl X-Arms LGE 2022	LGE-135500- KY Elec Transmission -	Additions	107001	2022	1	2,219
0100	LARM-2022	Priority Repl X-Arms LGE 2022	LGE-135500- KY Elec Transmission -	Additions	107001	2022	2	2,219
0100	LARM-2022	Priority Repl X-Arms LGE 2022	LGE-135500- KY Elec Transmission -	Additions	107001	2022	3	2,219
0100	LARM-2022	Priority Repl X-Arms LGE 2022	LGE-135500- KY Elec Transmission -	Additions	107001	2022	4	2,219
0100	LARM-2022	Priority Repl X-Arms LGE 2022	LGE-135500- KY Elec Transmission -	Additions	107001	2022	5	2,219
0100	LARM-2022	Priority Repl X-Arms LGE 2022	LGE-135500- KY Elec Transmission -	Additions	107001	2022	6	2,219
0100	LI-160925	PR Harrods Creek-Harmony Lndg	LGE-135500- KY Elec Transmission -	Additions	107001	2021	12	1,422,886
0100	LI-160925	PR Harrods Creek-Harmony Lndg	LGE-135500- KY Elec Transmission -	Removals	108901	2021	12	98,581
0100	LI-161140	PR Mt Washington-Fairmount	LGE-135500- KY Elec Transmission -	Additions	107001	2022	3	4,782,550
0100	LI-161140	PR Mt Washington-Fairmount	LGE-135500- KY Elec Transmission -	Removals	108901	2022	3	546,904
0100	LI-161266	PR Fairmount-Smyrna-Mud Lane	LGE-135500- KY Elec Transmission -	Additions	107001	2021	6	2,463,026
0100	LI-161266	PR Fairmount-Smyrna-Mud Lane	LGE-135500- KY Elec Transmission -	Removals	108901	2021	6	229,430
0100	LINS-2021	Priority Repl Insltrs LGE 2021	LGE-135500- KY Elec Transmission -	Additions	107001	2021	1	826
0100	LINS-2021	Priority Repl Insltrs LGE 2021	LGE-135500- KY Elec Transmission -	Additions	107001	2021	2	826
0100	LINS-2021	Priority Repl Insltrs LGE 2021	LGE-135500- KY Elec Transmission -	Additions	107001	2021	3	826

0100	LOTH-2022	Priority Repl Other LGE 2022	LGE-135500- KY Elec Transmission -	Additions	107001	2022	3	2,245
0100	LOTH-2022	Priority Repl Other LGE 2022	LGE-135500- KY Elec Transmission -	Additions	107001	2022	4	2,245
0100	LOTH-2022	Priority Repl Other LGE 2022	LGE-135500- KY Elec Transmission -	Additions	107001	2022	5	2,245
0100	LOTH-2022	Priority Repl Other LGE 2022	LGE-135500- KY Elec Transmission -	Additions	107001	2022	6	2,245
0100	LRTU-21	FP-LGE RTU Replacements-2021	LGE-135310- KY Elec Transmission -	Additions	107001	2021	1	8,523
0100	LRTU-21	FP-LGE RTU Replacements-2021	LGE-135310- KY Elec Transmission -	Additions	107001	2021	2	8,523
0100	LRTU-21	FP-LGE RTU Replacements-2021	LGE-135310- KY Elec Transmission -	Additions	107001	2021	3	8,523
0100	LRTU-21	FP-LGE RTU Replacements-2021	LGE-135310- KY Elec Transmission -	Additions	107001	2021	4	8,523
0100	LRTU-21	FP-LGE RTU Replacements-2021	LGE-135310- KY Elec Transmission -	Additions	107001	2021	5	8,523
0100	LRTU-21	FP-LGE RTU Replacements-2021	LGE-135310- KY Elec Transmission -	Additions	107001	2021	6	8,523
0100	LRTU-21	FP-LGE RTU Replacements-2021	LGE-135310- KY Elec Transmission -	Additions	107001	2021	7	8,523
0100	LRTU-21	FP-LGE RTU Replacements-2021	LGE-135310- KY Elec Transmission -	Additions	107001	2021	8	8,523
0100	LRTU-21	FP-LGE RTU Replacements-2021	LGE-135310- KY Elec Transmission -	Additions	107001	2021	9	8,523
0100	LRTU-21	FP-LGE RTU Replacements-2021	LGE-135310- KY Elec Transmission -	Additions	107001	2021	10	8,523
0100	LRTU-21	FP-LGE RTU Replacements-2021	LGE-135310- KY Elec Transmission -	Additions	107001	2021	11	8,523
0100	LRTU-21	FP-LGE RTU Replacements-2021	LGE-135310- KY Elec Transmission -	Additions	107001	2021	12	8,523
0100	SU-000497	IP-Connectivity-LG&E Trans	LGE-330300-Misc Intang Plant-Softwa	Additions	107001	2021	7	499,252
0100	SU-000497	IP-Connectivity-LG&E Trans	LGE-330300-Misc Intang Plant-Softwa	Removals	108901	2021	7	22,439
0100	00002SECL	LG&E SECURITY EQUIPMENT 2022	LGE-339140-Security Equipment	Additions	107001	2022	1	18,979
0100	00002SECL	LG&E SECURITY EQUIPMENT 2022	LGE-339140-Security Equipment	Additions	107001	2022	2	18,979
0100	00002SECL	LG&E SECURITY EQUIPMENT 2022	LGE-339140-Security Equipment	Additions	107001	2022	3	18,979
0100	00002SECL	LG&E SECURITY EQUIPMENT 2022	LGE-339140-Security Equipment	Additions	107001	2022	4	18,979
0100	00002SECL	LG&E SECURITY EQUIPMENT 2022	LGE-339140-Security Equipment	Additions	107001	2022	5	18,979
0100	00002SECL	LG&E SECURITY EQUIPMENT 2022	LGE-339140-Security Equipment	Additions	107001	2022	6	56,935
0100	00009FACL	FAC & SITE IMPROVE LGE 2021	LGE-339010-Common Structures - Gene	Additions	107001	2021	12	352,078
0100	00009FACL	FAC & SITE IMPROVE LGE 2021	LGE-339010-Common Structures - Gene	Additions	107001	2022	3	44,541
0100	00009FACL	FAC & SITE IMPROVE LGE 2021	LGE-339010-Common Structures - Gene	Additions	107001	2022	6	44,541
0100	00042FACL	REPL FAILED EQUIP LGE 2021	LGE-339120-Office Equipment	Additions	107001	2021	12	109,841
0100	00042FACL	REPL FAILED EQUIP LGE 2021	LGE-339120-Office Equipment	Additions	107001	2022	1	1,012
0100	00042FACL	REPL FAILED EQUIP LGE 2021	LGE-339120-Office Equipment	Additions	107001	2022	2	1,012
0100	00042FACL	REPL FAILED EQUIP LGE 2021	LGE-339120-Office Equipment	Additions	107001	2022	3	10,832
0100	00042FACL	REPL FAILED EQUIP LGE 2021	LGE-339120-Office Equipment	Additions	107001	2022	4	11,135
0100	00042FACL	REPL FAILED EQUIP LGE 2021	LGE-339120-Office Equipment	Additions	107001	2022	5	11,135
0100	00042FACL	REPL FAILED EQUIP LGE 2021	LGE-339120-Office Equipment	Additions	107001	2022	6	11,135
0100	00046FACL	FURN & EQUIP LGE 2021	LGE-339120-Office Equipment	Additions	107001	2021	12	389,331
0100	152282	LGE SECURITY EQUIPMENT 2021	LGE-339140-Security Equipment	Additions	107001	2021	11	379,613
0100	152282	LGE SECURITY EQUIPMENT 2021	LGE-339140-Security Equipment	Additions	107001	2021	12	20,246
0100	161861	SSC RENOVATION	LGE-339010-Common Structures - Gene	Additions	107001	2022	6	594,513
0100	IT0802L	Access Switch Rotation-LGE21	LGE-339130-Computer Eq	Additions	107001	2021	9	249,100
0100	IT0802L	Access Switch Rotation-LGE21	LGE-339130-Computer Eq	Additions	107001	2021	10	5,300
0100	IT0802L	Access Switch Rotation-LGE21	LGE-339130-Computer Eq	Additions	107001	2021	11	5,300
0100	IT0802L	Access Switch Rotation-LGE21	LGE-339130-Computer Eq	Additions	107001	2021	12	5,300
0100	IT0810L	CIP Comp Tools - Year 11-LGE21	LGE-330300-Misc Intang Plant-Softwa	Additions	107001	2021	12	53,129
0100	IT0811L	Complia Infra - Year 11-LGE21	LGE-339130-Computer Eq	Additions	107001	2021	12	128,488
0100	IT0826L	IT Sec Infra-Refresh-LGE21	LGE-330300-Misc Intang Plant-Softwa	Additions	107001	2021	12	84,930
0100	IT0837L	Monitor Replacement-LGE21	LGE-339131-Personal Computers	Additions	107001	2021	12	56,180
0100	IT0838L	MFD Growth and Refresh-LGE21	LGE-339130-Computer Eq	Additions	107001	2021	12	318,000

0100	IT0873L	Tech Refresh desk/lap-LGE21	LGE-339131-Personal Computers	Additions	107001	2021	12	1,587,509
0100	IT0877L	TRODS-LGE21	LGE-330300-Misc Intang Plant-Softwa	Additions	107001	2021	12	69,086
0100	IT0880L	Vuln Scanning - Refr-LGE21	LGE-339130-Computer Eq	Additions	107001	2021	12	106,194
0100	IT0887L	DB Refresh-LGE21	LGE-330300-Misc Intang Plant-Softwa	Additions	107001	2021	12	79,500
0100	IT0889L	SCCM Upgrades-LGE21	LGE-330300-Misc Intang Plant-Softwa	Additions	107001	2021	12	118,792
0100	IT0905L	iPad Refresh Project-LGE21	LGE-339130-Computer Eq	Additions	107001	2021	12	302,329
0100	IT0931L	Globalscape Upgrade-LGE21	LGE-330300-Misc Intang Plant-Softwa	Additions	107001	2022	3	33,125
0100	IT0937CG	Sendout Replacement-LKS21	LGE-330300-Misc Intang Plant-Softwa	Additions	107001	2022	6	557,291
0100	IT0942L	Mobile App Developmen-LGE21-22	LGE-330300-Misc Intang Plant-Softwa	Additions	107001	2022	6	600,246
0100	IT0955L	PeopleSoft Enhan-Spring-LGE21	LGE-330300-Misc Intang Plant-Softwa	Additions	107001	2021	3	51,000
0100	IT0959L	Mobile Deploy ARM Phase1-LGE21	LGE-330300-Misc Intang Plant-Softwa	Additions	107001	2021	12	675,000
0100	IT0974L	Avaya IVR-Self-Svc-LGE21-22	LGE-330300-Misc Intang Plant-Softwa	Additions	107001	2022	6	456,300
0100	IT0975L	CRM SAP C4 Key Acct-LGE21-22	LGE-330300-Misc Intang Plant-Softwa	Additions	107001	2022	6	276,300
0100	IT1125L	PeopleSoft Enhan-Spring-LGE22	LGE-330300-Misc Intang Plant-Softwa	Additions	107001	2022	3	51,000
0100	162041	SCM2021 LGE CAP&PIN INSUL UPGD	LGE-136200- KY Elect Dist Substati	Additions	107001	2021	10	153,296
0100	162041	SCM2021 LGE CAP&PIN INSUL UPGD	LGE-136200- KY Elect Dist Substati	Removals	108901	2021	10	22,704
0100	162054	SCM2021 LGE WILDLIFE PROTECT	LGE-136200- KY Elect Dist Substati	Additions	107001	2021	6	78,176
0100	162054	SCM2021 LGE WILDLIFE PROTECT	LGE-136200- KY Elect Dist Substati	Additions	107001	2021	9	11,823
0100	419000009	Small Tools 2021 004190	LGE-239620-Power Op Equip - Other	Additions	107001	2021	11	226,611
0100	151276	MC2 CCWHE Yuba Coolers	LGE-131200-MC Unit 2 Boil	Additions	107001	2021	3	135,000
0100	151276	MC2 CCWHE Yuba Coolers	LGE-131200-MC Unit 2 Boil	Additions	107001	2021	4	75,000
0100	151276	MC2 CCWHE Yuba Coolers	LGE-131200-MC Unit 2 Boil	Removals	108901	2021	3	30,000
0100	151277	MC3 CCWHE Yuba Coolers	LGE-131200-MC Unit 3 Boil	Additions	107001	2021	10	872,086
0100	151277	MC3 CCWHE Yuba Coolers	LGE-131200-MC Unit 3 Boil	Removals	108901	2021	10	19,734
0100	151579	MC2 Burners	LGE-131200-MC Unit 2 Boil	Additions	107001	2022	4	225,000
0100	151579	MC2 Burners	LGE-131200-MC Unit 2 Boil	Removals	108901	2022	4	25,000
0100	154803LGE	TC LIMESTONE FEEDER UPG-	LGE-131200-TC Unit 2 Boil	Additions	107001	2021	3	135,279
0100	155126	GS GenEng Vibration Monitor	LGE-131600-Mill Creek Unit 4 Misc.	Additions	107001	2021	10	75,717
0100	155126	GS GenEng Vibration Monitor	LGE-131600-Mill Creek Unit 4 Misc.	Additions	107001	2022	3	16,910
0100	155126	GS GenEng Vibration Monitor	LGE-131600-Mill Creek Unit 4 Misc.	Additions	107001	2022	6	16,910
0100	156830LGE	TC MATERIAL HDLG STRUCT UPGD-	LGE-131200-TC Unit 2 Boil	Additions	107001	2021	8	106,058
0100	156830LGE	TC MATERIAL HDLG STRUCT UPGD-	LGE-131200-TC Unit 2 Boil	Additions	107001	2022	6	109,393
0100	156838LGE	TC PLC CONVERSION-	LGE-131200-TC Unit 2 Boil	Additions	107001	2021	3	106,112
0100	160005	MC2 Hot RH Wye 2021	LGE-131200-MC Unit 2 Boil	Additions	107001	2021	4	410,000
0100	160005	MC2 Hot RH Wye 2021	LGE-131200-MC Unit 2 Boil	Removals	108901	2021	4	50,000
0100	162459	TC1 SPRING CAN UPGRADE	LGE-131200-TC Unit 1 Boil	Additions	107001	2021	4	552,277
0100	162546	1 AQCS Air Compressor O/H 21	LGE-131200-MC Unit 1 Boil	Additions	107001	2021	2	33,045
0100	162546	1 AQCS Air Compressor O/H 21	LGE-131200-MC Unit 1 Boil	Removals	108901	2021	2	1,970
0100	162555	MC4A PJFF Air Compress OH 21	LGE-131200-MC Unit 4 Boil	Additions	107001	2022	2	33,045
0100	162555	MC4A PJFF Air Compress OH 21	LGE-131200-MC Unit 4 Boil	Removals	108901	2022	2	1,970
0100	SU-000499	IP-Connectivity LG&E IT	LGE-330300-Misc Intang Plant-Softwa	Additions	107001	2021	7	264,838
0100	00004FACL	LGE ELECTRICAL & LIGHTING 2021	LGE-339010-Common Structures - Gene	Additions	107001	2021	12	153,060
0100	00004FACL	LGE ELECTRICAL & LIGHTING 2021	LGE-339010-Common Structures - Gene	Additions	107001	2022	2	14,172
0100	00004FACL	LGE ELECTRICAL & LIGHTING 2021	LGE-339010-Common Structures - Gene	Additions	107001	2022	3	14,172
0100	00004FACL	LGE ELECTRICAL & LIGHTING 2021	LGE-339010-Common Structures - Gene	Additions	107001	2022	4	15,185
0100	00004FACL	LGE ELECTRICAL & LIGHTING 2021	LGE-339010-Common Structures - Gene	Additions	107001	2022	5	15,185
0100	00004FACL	LGE ELECTRICAL & LIGHTING 2021	LGE-339010-Common Structures - Gene	Additions	107001	2022	6	15,185

0100	160449	Meter Shop Eqp Gas 2021	LGE-239400-Tools, Shop, and Garage	Additions	107001	2021	2	100,000
0100	IT0804L	Bulk Power & Environ Sys-LGE21	LGE-339130-Computer Eq	Additions	107001	2021	12	106,000
0100	IT0840L	Net Access Dev & Infrast-LGE21	LGE-339710- Radios and Telephone	Additions	107001	2021	12	106,000
0100	IT0843L	Network Test Equipment-LGE21	LGE-339710- Radios and Telephone	Additions	107001	2021	12	66,250
0100	IT0847L	Outside Cable Plant -LGE21	LGE-339710- Radios and Telephone	Additions	107001	2021	12	159,000
0100	IT0848L	PeopleSo/PeopleTools Upg-LGE21	LGE-330300-Misc Intang Plant-Softwa	Additions	107001	2021	7	63,750
0100	IT0865L	Server Capacity Expan-LGE21	LGE-339130-Computer Eq	Additions	107001	2021	12	45,050
0100	IT0874L	Telecom Site Renov-LGE21	LGE-339710- Radios and Telephone	Additions	107001	2021	12	53,000
0100	IT0879L	Voice Infrastructure Exp-LGE21	LGE-339710- Radios and Telephone	Additions	107001	2021	12	79,481
0100	IT0897L	Trans Lines Mobile Insp-LGE21	LGE-330300-Misc Intang Plant-Softwa	Additions	107001	2021	11	45,000
0100	IT0904L	Rev Collect Transcentra-LGE20	LGE-330300-Misc Intang Plant-Softwa	Additions	107001	2021	5	45,000
0100	IT0919L	Data Center Facility Upg-LGE21	LGE-339130-Computer Eq	Additions	107001	2021	11	106,000
0100	IT0923L	Distr Integrity PIMS-LGE21	LGE-330300-Misc Intang Plant-Softwa	Additions	107001	2021	11	300,000
0100	IT0938L	System Lab SW Refresh-LGE21	LGE-330300-Misc Intang Plant-Softwa	Additions	107001	2021	11	67,500
0100	IT0944L	Access Switch Growth-LGE21	LGE-339130-Computer Eq	Additions	107001	2021	11	53,000
0100	IT0946L	Volts Enhanc-Sec & Compl-LGE21	LGE-330300-Misc Intang Plant-Softwa	Additions	107001	2021	8	106,000
0100	IT0948L	Upgrade PEPSE to v85-LGE21	LGE-330300-Misc Intang Plant-Softwa	Additions	107001	2021	3	25,470
0100	IT0952L	Ref Cisco Analog Voice-LGE21	LGE-339130-Computer Eq	Additions	107001	2021	12	159,000
0100	IT0958L	Oracle NMS Svc Pack Upgd-LGE21	LGE-330300-Misc Intang Plant-Softwa	Additions	107001	2021	4	33,750
0100	IT0961CG	GITT Mains Implement-LGE21	LGE-330300-Misc Intang Plant-Softwa	Additions	107001	2021	11	200,000
0100	IT0962L	Georgetown Alt Transport-LGE21	LGE-339700-KY Microwave,Fiber,Other	Additions	107001	2021	12	318,000
0100	IT0970L	SCADA Radio Ref-LGE21	LGE-339700-KY Microwave,Fiber,Other	Additions	107001	2021	12	92,750
0100	IT1128L	Oracle NMS Upgrade-LGE22	LGE-330300-Misc Intang Plant-Softwa	Additions	107001	2022	4	33,750
0100	IT1468L	Revenue Collect-Experian-LGE24	LGE-330300-Misc Intang Plant-Softwa	Additions	107001	2021	5	45,000
0100	162045	SCM2021 LGE LTC OIL FILT ADDS	LGE-136200- KY Elect Dist Substati	Additions	107001	2021	8	63,000
0100	162972	SCM21 RAP LGE REPL BUSHING	LGE-136200- KY Elect Dist Substati	Additions	107001	2021	12	55,732
0100	162972	SCM21 RAP LGE REPL BUSHING	LGE-136200- KY Elect Dist Substati	Removals	108901	2021	12	4,268
0100	447500022	Install Control Valves 2021	LGE-235255- KY Gas Stor UG	Additions	107001	2021	12	803,836
0100	132004	TC CT HGP Insp Unit 8	LGE-134600-TC 8 Misc. Power Plant E	Additions	107001	2021	12	1,309,810
0100	132004	TC CT HGP Insp Unit 8	LGE-134600-TC 8 Misc. Power Plant E	Additions	107001	2022	3	500,033
0100	136566	GS SL Oil Pwr Fact Test LGE	LGE-131500-Mill Creek Unit 4 Access	Additions	107001	2021	6	32,268
0100	136566	GS SL Oil Pwr Fact Test LGE	LGE-131500-Mill Creek Unit 4 Access	Additions	107001	2021	7	8,067
0100	151574	MC1 Boiler Air Tips	LGE-131200-MC Unit 1 Boil	Additions	107001	2021	3	193,297
0100	151574	MC1 Boiler Air Tips	LGE-131200-MC Unit 1 Boil	Removals	108901	2021	3	49,340
0100	152776	CR7 Emerson DCS Replace 22	LGE-134600-Cane Run 7- Misc Power	Additions	107001	2022	3	118,924
0100	152776	CR7 Emerson DCS Replace 22	LGE-134600-Cane Run 7- Misc Power	Removals	108901	2022	3	10,926
0100	153081LGE	TC2 SCR CATALYST L2 NEW	LGE-131600-Trimble Unit 2 Misc. Pow	Additions	107001	2022	5	523,707
0100	154630	MC 1B MDBFP OVERHAUL 2021	LGE-131200-MC Unit 1 Boil	Additions	107001	2021	8	155,388
0100	154630	MC 1B MDBFP OVERHAUL 2021	LGE-131200-MC Unit 1 Boil	Removals	108901	2021	8	4,936
0100	154759LGE	TC LED LIGHTING-	LGE-131500-Trimble Unit 2 FGD Acces	Additions	107001	2021	4	153,726
0100	154759LGE	TC LED LIGHTING-	LGE-131500-Trimble Unit 2 FGD Acces	Additions	107001	2022	6	153,726
0100	154829	CR7 NGCC CI (2022)	LGE-134300-Cane Run 7 Prime Mover	Additions	107001	2022	3	1,747,194
0100	154829	CR7 NGCC CI (2022)	LGE-134300-Cane Run 7 Prime Mover	Removals	108901	2022	3	296,308
0100	156867LGE	TC CT MKVle PHASE 2-3 CT6-	LGE-134300-TC 6 Prime Movers	Additions	107001	2021	5	161,370
0100	159440	PR11 Aux Breaker Replace	LGE-134600-Paddys GT - 11 Misc. Pow	Additions	107001	2021	3	47,527
0100	159440	PR11 Aux Breaker Replace	LGE-134600-Paddys GT - 11 Misc. Pow	Removals	108901	2021	3	12,026
0100	159441	PR12 Aux Breaker Replace	LGE-134600-Paddys GT - 12 misc. Pow	Additions	107001	2021	3	47,527

0100	159441	PR12 Aux Breaker Replace	LGE-134600-Paddys GT - 12 misc. Pow	Removals	108901	2021	3	12,026
0100	159864LGE	TC PWS EQUIP/MONITORS-	LGE-131200-TC Unit 2 Boil	Additions	107001	2021	7	21,961
0100	159864LGE	TC PWS EQUIP/MONITORS-	LGE-131200-TC Unit 2 Boil	Additions	107001	2022	4	22,524
0100	159982	MC1 Expansion Joints	LGE-131200-MC Unit 1 Boil	Additions	107001	2021	3	120,000
0100	157245	TEP-MOT-Oxmoor-Breckenridge	LGE-135500- KY Elec Transmission -	Additions	107001	2021	3	72,028
0100	160401	DAN UPGRDE EMS SWARE-LGE-2021	LGE-330300-Misc Intang Plant-Softwa	Additions	107001	2021	3	34,100
0100	00139FACL	EOC RR/Locker Rooms Reno	LGE-339010-Common Structures - Gene	Additions	107001	2021	8	126,538
0100	00139FACL	EOC RR/Locker Rooms Reno	LGE-339010-Common Structures - Gene	Additions	107001	2021	9	60,738
0100	00139FACL	EOC RR/Locker Rooms Reno	LGE-339010-Common Structures - Gene	Additions	107001	2021	10	12,725
0100	153047	Misc Retail Hardware 2021 LG&E	LGE-339130-Computer Eq	Additions	107001	2021	12	112,500
0100	IT0832L	Microsoft Lic True-up-LGE21	LGE-330300-Misc Intang Plant-Softwa	Additions	107001	2021	4	159,000
0100	IT0852L	Refr Videoconf Endpoints-LGE21	LGE-339130-Computer Eq	Additions	107001	2021	12	53,000
0100	IT0870L	Site Sec Improvements -LGE21	LGE-339710- Radios and Telephone	Additions	107001	2021	12	26,500
0100	IT0876L	TOA Upgrade-LGE21	LGE-330300-Misc Intang Plant-Softwa	Additions	107001	2021	12	68,320
0100	IT0881L	Wirelss Accs Point Grwth-LGE21	LGE-339130-Computer Eq	Additions	107001	2021	9	106,000
0100	IT0885L	Exch 2019 Upgr w/HW Refr-LGE21	LGE-339130-Computer Eq	Additions	107001	2021	6	148,400
0100	IT0888L	Windows 10 CBB upgrade-LGE21	LGE-330300-Misc Intang Plant-Softwa	Additions	107001	2021	12	213,300
0100	IT0915L	UC&C/CUCM Major Upgrade-LGE21	LGE-339700-KY Microwave,Fiber,Other	Additions	107001	2021	12	53,000
0100	IT0918L	Computing Infra Upgrade-LGE21	LGE-339130-Computer Eq	Additions	107001	2021	12	451,099
0100	IT0925L	Robotic Proc Auto(RPA)-LGE21	LGE-330300-Misc Intang Plant-Softwa	Additions	107001	2021	12	268,220
0100	IT0935L	OneControl Upgrade-LGE21	LGE-330300-Misc Intang Plant-Softwa	Additions	107001	2021	7	47,700
0100	IT0951L	Svc Provider Router Ref-LGE21	LGE-339130-Computer Eq	Additions	107001	2021	12	373,576
0100	IT0954L	Primavera Upgrade-LGE21	LGE-330300-Misc Intang Plant-Softwa	Additions	107001	2021	6	45,000
0100	IT0960L	Intrusion Prevent Expand-LGE21	LGE-339130-Computer Eq	Additions	107001	2021	10	106,000
0100	IT0963L	EDO OH Contractr Invoice-LGE21	LGE-330300-Misc Intang Plant-Softwa	Additions	107001	2021	12	135,000
0100	IT0966L	CCS - SSP Incorp-LGE21	LGE-330300-Misc Intang Plant-Softwa	Additions	107001	2021	12	90,000
0100	IT0967L	Cascde to Maximo-Facilit-LGE21	LGE-330300-Misc Intang Plant-Softwa	Additions	107001	2021	8	45,000
0100	IT1065L	Microsoft License Trueup-LGE22	LGE-330300-Misc Intang Plant-Softwa	Additions	107001	2022	4	159,000
0100	157668	SCM2021 TOOLS & EQUIP 003560	LGE-139400-Tools, Shop, and Garage	Additions	107001	2021	4	5,931
0100	157668	SCM2021 TOOLS & EQUIP 003560	LGE-139400-Tools, Shop, and Garage	Additions	107001	2021	11	6,069
0100	157669	SCM2022 TOOLS & EQUIP 003560	LGE-139400-Tools, Shop, and Garage	Additions	107001	2022	4	5,931
0100	162099	SCM2022 LGE LTC OIL FILT ADDS	LGE-136200- KY Elect Dist Substati	Additions	107001	2022	6	65,000
0100	162960	IT - OT SECURITY	LGE-330300-Misc Intang Plant-Softwa	Additions	107001	2021	12	1,050,000
0100	159805	STT Gas Flow Skids	LGE-339300-Stores Equipment	Additions	107001	2021	11	202,460
0100	419000010	Equipment - backhoe 2022	LGE-239620-Power Op Equip - Other	Additions	107001	2022	4	117,625
0100	419000010	Equipment - backhoe 2022	LGE-239620-Power Op Equip - Other	Additions	107001	2022	5	(600)
0100	419000015	EQUIPMENT-BACKHOE 2021	LGE-239620-Power Op Equip - Other	Additions	107001	2021	4	117,625
0100	419000015	EQUIPMENT-BACKHOE 2021	LGE-239620-Power Op Equip - Other	Additions	107001	2021	5	(600)
0100	419000026	GMI Replacement	LGE-239400-Tools, Shop, and Garage	Additions	107001	2021	12	248,034
0100	445000010	Rectifier Upgrade	LGE-237600-Gas Distribution - Mains	Additions	107001	2021	12	690,018
0100	447000026	Mowing Trctr & Rot Cutter	LGE-239400-Tools, Shop, and Garage	Additions	107001	2021	4	115,454
0100	447000029	Muld Forklift	LGE-239210-Heavy Trucks & Other-	Additions	107001	2022	5	44,316
0100	448000042	Demolish Amine Plants 1 & 2	LGE-235400-Gas Storage Undg. - Comp	Additions	107001	2021	9	399,719
0100	448000056	Purch Large Telehandler	LGE-235700- KY Gas Storage Undergrd	Additions	107001	2021	12	100,378
0100	450000011	Small Tools IM&E 2021	LGE-239400-Tools, Shop, and Garage	Additions	107001	2021	4	1,212
0100	450000011	Small Tools IM&E 2021	LGE-239400-Tools, Shop, and Garage	Additions	107001	2021	5	5,531
0100	450000011	Small Tools IM&E 2021	LGE-239400-Tools, Shop, and Garage	Additions	107001	2021	6	5,531

0100	450000011	Small Tools IM&E 2021	LGE-239400-Tools, Shop, and Garage	Additions	107001	2021	7	4,425
0100	450000011	Small Tools IM&E 2021	LGE-239400-Tools, Shop, and Garage	Additions	107001	2021	8	2,212
0100	450000011	Small Tools IM&E 2021	LGE-239400-Tools, Shop, and Garage	Additions	107001	2021	9	2,212
0100	450000011	Small Tools IM&E 2021	LGE-239400-Tools, Shop, and Garage	Additions	107001	2021	10	3,319
0100	450000011	Small Tools IM&E 2021	LGE-239400-Tools, Shop, and Garage	Additions	107001	2021	11	5,531
0100	450000012	Small Tools IM&E 2022	LGE-239400-Tools, Shop, and Garage	Additions	107001	2022	4	1,212
0100	450000012	Small Tools IM&E 2022	LGE-239400-Tools, Shop, and Garage	Additions	107001	2022	5	5,531
0100	450000012	Small Tools IM&E 2022	LGE-239400-Tools, Shop, and Garage	Additions	107001	2022	6	5,531
0100	450000014	Upgrade CG Transmitters 2021	LGE-237900-Gas Distribution - City	Additions	107001	2021	6	30,045
0100	450000015	Upgrade CG Transmitters 2022	LGE-237900-Gas Distribution - City	Additions	107001	2022	6	29,952
0100	450000018	Enh Sec CG & Lrg Reg Sta 2021	LGE-237900-Gas Distribution - City	Additions	107001	2021	11	49,961
0100	450000024	SCADA to SQL Database	LGE-237800-Gas Distribution - Measu	Additions	107001	2021	8	99,324
0100	451000008	Small Tools SR&O 2021	LGE-239400-Tools, Shop, and Garage	Additions	107001	2021	4	2,212
0100	451000008	Small Tools SR&O 2021	LGE-239400-Tools, Shop, and Garage	Additions	107001	2021	5	5,531
0100	451000008	Small Tools SR&O 2021	LGE-239400-Tools, Shop, and Garage	Additions	107001	2021	6	5,531
0100	451000008	Small Tools SR&O 2021	LGE-239400-Tools, Shop, and Garage	Additions	107001	2021	7	3,425
0100	451000008	Small Tools SR&O 2021	LGE-239400-Tools, Shop, and Garage	Additions	107001	2021	8	2,212
0100	451000008	Small Tools SR&O 2021	LGE-239400-Tools, Shop, and Garage	Additions	107001	2021	9	2,212
0100	451000008	Small Tools SR&O 2021	LGE-239400-Tools, Shop, and Garage	Additions	107001	2021	10	3,319
0100	451000008	Small Tools SR&O 2021	LGE-239400-Tools, Shop, and Garage	Additions	107001	2021	11	5,531
0100	451000009	Small Tools SR&O 2022	LGE-239400-Tools, Shop, and Garage	Additions	107001	2022	4	2,212
0100	451000009	Small Tools SR&O 2022	LGE-239400-Tools, Shop, and Garage	Additions	107001	2022	5	5,531
0100	451000009	Small Tools SR&O 2022	LGE-239400-Tools, Shop, and Garage	Additions	107001	2022	6	5,531
0100	CROTAR451	UPRG OBSOL ROTARY METERS	LGE-238500-Gas Distribution - Indus	Additions	107001	2021	4	8,163
0100	CROTAR451	UPRG OBSOL ROTARY METERS	LGE-238500-Gas Distribution - Indus	Additions	107001	2021	5	17,880
0100	CROTAR451	UPRG OBSOL ROTARY METERS	LGE-238500-Gas Distribution - Indus	Additions	107001	2021	6	15,880
0100	CROTAR451	UPRG OBSOL ROTARY METERS	LGE-238500-Gas Distribution - Indus	Additions	107001	2021	7	16,354
0100	CROTAR451	UPRG OBSOL ROTARY METERS	LGE-238500-Gas Distribution - Indus	Additions	107001	2021	8	11,690
0100	CROTAR451	UPRG OBSOL ROTARY METERS	LGE-238500-Gas Distribution - Indus	Additions	107001	2022	4	8,163
0100	CROTAR451	UPRG OBSOL ROTARY METERS	LGE-238500-Gas Distribution - Indus	Additions	107001	2022	5	17,884
0100	CROTAR451	UPRG OBSOL ROTARY METERS	LGE-238500-Gas Distribution - Indus	Additions	107001	2022	6	15,884
0100	131995	TC1 Generator Rewind	LGE-131600-Trimble Unit 1 Misc. Pow	Additions	107001	2021	6	2,906,431
0100	133653LGE	TC SAFETY & ERT EQUIP	LGE-131600-Trimble Unit 2 Misc. Pow	Additions	107001	2021	11	30,745
0100	135252LGE	TC2_PJFF B&C	LGE-131200-TC Unit 2 Boil	Additions	107001	2022	5	344,926
0100	136565	GS SL Oil Dlctrc Test LGE	LGE-131500-Mill Creek Unit 4 Access	Additions	107001	2021	6	18,915
0100	136565	GS SL Oil Dlctrc Test LGE	LGE-131500-Mill Creek Unit 4 Access	Additions	107001	2021	7	6,305
0100	139769LGE	TC FIRE SYST upgd PH 2 & 3	LGE-131600-Trimble Unit 2 Misc. Pow	Additions	107001	2021	12	140,076
0100	139769LGE	TC FIRE SYST upgd PH 2 & 3	LGE-131600-Trimble Unit 2 Misc. Pow	Additions	107001	2022	4	40,022
0100	140604LGE	TC2 ID FAN BLADE SETS	LGE-131600-Trimble Unit 2 Misc. Pow	Additions	107001	2022	5	32,097
0100	150049LGE	TC REPL LST TANK FLOORS	LGE-131600-Trimble Unit 2 Misc. Pow	Additions	107001	2021	5	210,474
0100	150056LGE	TC2 RH PLATENT REPL	LGE-131600-Trimble Unit 2 Misc. Pow	Additions	107001	2022	5	210,499
0100	150056LGE	TC2 RH PLATENT REPL	LGE-131600-Trimble Unit 2 Misc. Pow	Removals	108901	2022	5	30,786
0100	151246	MC1 Expansion Joints 2021	LGE-131600-Mill Creek Unit 1 Misc P	Additions	107001	2021	4	89,136
0100	151246	MC1 Expansion Joints 2021	LGE-131600-Mill Creek Unit 1 Misc P	Removals	108901	2021	4	9,872
0100	152040LGE	TC2 SSC REPLACE CHAIN	LGE-131200-TC Unit 2 Boil	Additions	107001	2022	5	97,895
0100	152659LGE	TC2 A ID FAN OVERHAUL LGE	LGE-131200-TC Unit 2 Boil	Additions	107001	2022	5	154,419
0100	152663LGE	TC2 A FD FAN OVERHAUL LGE	LGE-131200-TC Unit 2 Boil	Additions	107001	2022	5	50,454

0100	152695LGE	TC2 MS TURBINE BVO	LGE-131200-TC Unit 2 Boil	Additions	107001	2021	5	40,747
0100	153060LGE	TC2 REPL AH CE BASKETS	LGE-131600-Trimble Unit 2 Misc. Pow	Additions	107001	2022	5	248,749
0100	154601	MC 1B Circ Wtr Pump Overhaul	LGE-131200-MC Unit 1 Boil	Additions	107001	2021	7	194,605
0100	154601	MC 1B Circ Wtr Pump Overhaul	LGE-131200-MC Unit 1 Boil	Removals	108901	2021	7	9,872
0100	154634	MC 2A BCP OVERHAUL 2020	LGE-131200-MC Unit 2 Boil	Additions	107001	2021	7	120,292
0100	154634	MC 2A BCP OVERHAUL 2020	LGE-131200-MC Unit 2 Boil	Removals	108901	2021	7	4,936
0100	154741LGE	TC SERVICE WATER PUMP OH-	LGE-131200-TC Unit 2 Boil	Additions	107001	2022	5	31,845
0100	154744LGE	TC2 COOLING TOWER PUMP OH-	LGE-131200-TC Unit 2 Boil	Additions	107001	2021	5	55,517
0100	154744LGE	TC2 COOLING TOWER PUMP OH-	LGE-131200-TC Unit 2 Boil	Additions	107001	2022	4	41,818
0100	154762LGE	TC HVAC UPGD	LGE-131200-TC Unit 1 Boil	Additions	107001	2021	7	127,690
0100	154762LGE	TC HVAC UPGD	LGE-131200-TC Unit 1 Boil	Additions	107001	2021	8	150,000
0100	154762LGE	TC HVAC UPGD	LGE-131200-TC Unit 1 Boil	Additions	107001	2022	6	28,520
0100	155647LGE	TC2 HRH TURBINE BP VLV 2022-	LGE-131200-TC Unit 2 Boil	Additions	107001	2022	5	57,488
0100	155653LGE	TC2 EXPANSION JOINTS 2022-	LGE-131200-TC Unit 2 Boil	Additions	107001	2022	5	80,242
0100	156973LGE	TC2 FGD FRP SPARY HEADERS-	LGE-131200-TC Unit 2 Boil	Additions	107001	2022	5	32,092
0100	157077LGE	TC2 IA COMP OH1	LGE-131200-TC Unit 2 Boil	Additions	107001	2022	6	22,949
0100	162282	CR7 Auto Shutdown	LGE-134300-Cane Run 7 Prime Mover	Additions	107001	2021	4	48,843
0100	162423LGE	TC2 PYRITE HOPPER-	LGE-131200-TC Unit 2 Boil	Additions	107001	2021	5	49,553
0100	162456LGE	TC2 RECYCLE PUMP PIPING-	LGE-131200-TC Unit 2 Boil	Additions	107001	2021	12	53,607
0100	GSSLRENOL	GS SL Lab Renovation 2021 LGE	LGE-131600-Mill Creek Unit 4 Misc.	Additions	107001	2021	12	40,054
0100	148244	EMS OPERATOR MONITORS-LGE-2022	LGE-339130-Computer Eq	Additions	107001	2022	4	15,185
0100	LI-159230	ESR Brooks RECC	LGE-135500- KY Elec Transmission -	Additions	107001	2021	6	432,381
0100	LI-159230	ESR Brooks RECC	LGE-135500- KY Elec Transmission -	Removals	108901	2021	6	65,910
0100	SU-000342	PRLY-HK-HL 6689	LGE-135310- KY Elec Transmission -	Additions	107001	2021	12	265,946
0100	SU-000342	PRLY-HK-HL 6689	LGE-135310- KY Elec Transmission -	Removals	108901	2021	12	18,243
0100	IT0626CG	IRAS Enhancements-LGE20	LGE-330300-Misc Intang Plant-Softwa	Additions	107001	2021	8	200,000
0100	IT0892L	Phone HW Refresh Yr 1/3-LGE21	LGE-339700-KY Microwave,Fiber,Other	Additions	107001	2021	12	132,500
0100	IT0933L	HR Interview Bldr/Text-LGE21	LGE-330300-Misc Intang Plant-Softwa	Additions	107001	2021	7	38,250
0100	IT0947L	Video Solution-LGE21	LGE-330300-Misc Intang Plant-Softwa	Additions	107001	2021	12	76,500
0100	IT0950L	Sharepoint Publish Tool-LGE21	LGE-330300-Misc Intang Plant-Softwa	Additions	107001	2021	12	76,500
0100	IT0957L	OSI DSCADA Upgrade-LGE21	LGE-330300-Misc Intang Plant-Softwa	Additions	107001	2021	6	225,000
0100	IT0964L	Document Mgmt Solution-LGE21	LGE-330300-Misc Intang Plant-Softwa	Additions	107001	2021	12	63,750
0100	IT0968L	AMI - HSM Ref-LGE21	LGE-339130-Computer Eq	Additions	107001	2021	10	127,200
0100	IT1055L	LOAD -vendor upgrade-LGE22	LGE-330300-Misc Intang Plant-Softwa	Additions	107001	2021	12	67,500
0100	IT1127L	OSI DSCADA Upgrade-LGE22	LGE-330300-Misc Intang Plant-Softwa	Additions	107001	2022	6	33,750
0100	157685	SCM2021 LGE TXFMR TOOLS	LGE-139400-Tools, Shop, and Garage	Additions	107001	2021	8	15,948
0100	162047	SCM2021 LGE MISC NESC COMPL	LGE-136200- KY Elect Dist Substati	Additions	107001	2021	12	26,732
0100	162047	SCM2021 LGE MISC NESC COMPL	LGE-136200- KY Elect Dist Substati	Removals	108901	2021	12	4,268
0100	157292LGE	STT Proc Cont Equip LGE	LGE-131600-Trimble Unit 2 Misc. Pow	Additions	107001	2021	6	75,199
0100	157293LGE	STT Welding Equip LGE	LGE-131600-Trimble Unit 2 Misc. Pow	Additions	107001	2021	5	46,999
0100	406000014	BALLARDSVILLE DIGS-2021	LGE-237800-Gas Distribution - Measu	Additions	107001	2021	12	302,039
0100	419000025	Plate Truck Replacement	LGE-239620-Power Op Equip - Other	Additions	107001	2021	12	428,993
0100	447000018	Tanks Stor & St Waste 2021	LGE-235400-Gas Storage Undg. - Comp	Additions	107001	2021	10	65,090
0100	152079LGE	TC OVATION SECUTY CENTER	LGE-131600-Trimble Unit 2 Misc. Pow	Additions	107001	2021	5	100,055
0100	153056LGE	TC IMPOUNDMENT IMPROVEMENTS	LGE-131600-Trimble Unit 2 Misc. Pow	Additions	107001	2021	8	39,899
0100	153056LGE	TC IMPOUNDMENT IMPROVEMENTS	LGE-131600-Trimble Unit 2 Misc. Pow	Additions	107001	2022	6	22,412
0100	153874	MC Matl Handling Chutes 2022	LGE-131200-MC Unit 4 Boil	Additions	107001	2022	5	241,541

0100	153874	MC Matl Handling Chutes 2022	LGE-131200-MC Unit 4 Boil	Removals	108901	2022	5	49,340
0100	156727	MC2 Service Water Valves 2022	LGE-131200-MC Unit 2 Boil	Additions	107001	2022	5	95,437
0100	156727	MC2 Service Water Valves 2022	LGE-131200-MC Unit 2 Boil	Removals	108901	2022	5	4,936
0100	156825LGE	TC MOORING CELL REFURB-	LGE-131200-TC Unit 2 Boil	Additions	107001	2021	6	169,692
0100	156825LGE	TC MOORING CELL REFURB-	LGE-131200-TC Unit 2 Boil	Additions	107001	2022	6	174,895
0100	156863LGE	TC CT EMERSON PWCS-	LGE-134300-TC 10 Prime Movers	Additions	107001	2021	6	67,198
0100	156875LGE	TC CT MKVie PHASE 2-3 CT10-	LGE-134300-TC 10 Prime Movers	Additions	107001	2021	6	161,370
0100	157115LGE	TC CRITICAL HEAT UPGD*	LGE-131200-TC Unit 2 Boil	Additions	107001	2021	5	40,022
0100	157115LGE	TC CRITICAL HEAT UPGD*	LGE-131200-TC Unit 2 Boil	Additions	107001	2021	6	50,000
0100	157150LGE	TC COAL HAND BUILD ROOF RPL	LGE-131200-TC Unit 2 Boil	Additions	107001	2021	7	125,614
0100	157150LGE	TC COAL HAND BUILD ROOF RPL	LGE-131200-TC Unit 2 Boil	Additions	107001	2022	5	26,414
0100	157299LGE	TC CT TURNING GEAR REFURB-	LGE-134300-TC 10 Prime Movers	Additions	107001	2021	6	24,680
0100	162438LGE	TC LIMESTONE RECLAIM UPGD-	LGE-131200-TC Unit 2 Boil	Additions	107001	2021	6	249,736
0100	162712LGE	TC CT GAS HEATER PLC UPGD*	LGE-134300-TC 7 Prime Movers	Additions	107001	2021	12	72,296
0100	148059	LITE UPGRDE EMS SWARE-LGE-2021	LGE-330300-Misc Intang Plant-Softwa	Additions	107001	2021	5	34,418
0100	148066	FULL UPGRD EMS SWARE-LGE-2022	LGE-330300-Misc Intang Plant-Softwa	Additions	107001	2022	5	140,710
0100	LI-159232	ESR Shepherdsville	LGE-135500- KY Elec Transmission -	Additions	107001	2021	7	423,401
0100	LI-159232	ESR Shepherdsville	LGE-135500- KY Elec Transmission -	Removals	108901	2021	7	64,454
0100	157907	Meter Shop Eqp LG&E EI 2022	LGE-139400-Tools, Shop, and Garage	Additions	107001	2022	5	100,000
0100	IT0676L	Automic Upgrade-LGE20	LGE-330300-Misc Intang Plant-Softwa	Additions	107001	2021	8	26,500
0100	IT0759L	Cust Bill Print Replace-LGE20	LGE-330300-Misc Intang Plant-Softwa	Additions	107001	2021	12	112,500
0100	IT0841L	Net Access Dev and Gate-LGE21	LGE-339130-Computer Eq	Additions	107001	2021	11	26,500
0100	IT0864L	Sec Infra Enhance-LGE21	LGE-339130-Computer Eq	Additions	107001	2021	10	53,000
0100	IT0929L	CorpFirewall Rpl/Upg 2/2-LGE21	LGE-339130-Computer Eq	Additions	107001	2021	9	212,000
0100	IT0930L	FieldNet Handheld Rplc-LGE21	LGE-339130-Computer Eq	Additions	107001	2021	11	450,000
0100	IT0932L	HR Dashbd/Scorecd Enhanc-LGE21	LGE-330300-Misc Intang Plant-Softwa	Additions	107001	2021	9	127,500
0100	IT0939L	Wireless AP Refresh-LGE21	LGE-339130-Computer Eq	Additions	107001	2021	12	106,000
0100	IT0965L	Corp Web & Sec Enhance-LGE21	LGE-330300-Misc Intang Plant-Softwa	Additions	107001	2021	12	38,250
0100	151544	2019 LGE TRANSFORMER REWIND	LGE-136200- KY Elect Dist Substati	Additions	107001	2021	6	711,720
0100	151544	2019 LGE TRANSFORMER REWIND	LGE-136200- KY Elect Dist Substati	Additions	107001	2021	11	11,410
0100	151544	2019 LGE TRANSFORMER REWIND	LGE-136200- KY Elect Dist Substati	Additions	107001	2021	12	976,870
0100	151544	2019 LGE TRANSFORMER REWIND	LGE-136200- KY Elect Dist Substati	Additions	107001	2022	6	711,720
0100	160225	UPGRADE 14KV GND FAULT	LGE-136500-Electric Distribution -	Additions	107001	2021	7	133,763
0100	160225	UPGRADE 14KV GND FAULT	LGE-136500-Electric Distribution -	Additions	107001	2021	8	34,082
0100	160225	UPGRADE 14KV GND FAULT	LGE-136500-Electric Distribution -	Additions	107001	2021	9	118,599
0100	160225	UPGRADE 14KV GND FAULT	LGE-136500-Electric Distribution -	Additions	107001	2021	10	34,082
0100	160225	UPGRADE 14KV GND FAULT	LGE-136500-Electric Distribution -	Additions	107001	2021	11	7,468
0100	160225	UPGRADE 14KV GND FAULT	LGE-136500-Electric Distribution -	Removals	108901	2021	7	10,669
0100	160225	UPGRADE 14KV GND FAULT	LGE-136500-Electric Distribution -	Removals	108901	2021	8	10,669
0100	160225	UPGRADE 14KV GND FAULT	LGE-136500-Electric Distribution -	Removals	108901	2021	9	10,669
0100	162043	SCM2021 LGE LEGACY ARRST REPL	LGE-136200- KY Elect Dist Substati	Additions	107001	2021	11	62,243
0100	162043	SCM2021 LGE LEGACY ARRST REPL	LGE-136200- KY Elect Dist Substati	Removals	108901	2021	11	6,757
0100	162050	SCM2021 LGE REPL LEGACY RTU	LGE-136200- KY Elect Dist Substati	Additions	107001	2021	7	118,000
0100	162051	SCM2021 LGE REPL LGCY OIL BRKR	LGE-136200- KY Elect Dist Substati	Additions	107001	2021	11	871,528
0100	162051	SCM2021 LGE REPL LGCY OIL BRKR	LGE-136200- KY Elect Dist Substati	Removals	108901	2021	11	92,471
0100	162178	SCM2022 LGE TOOLS & EQUIPMENT	LGE-139400-Tools, Shop, and Garage	Additions	107001	2022	6	17,793
0100	162190	SCM2021 LGE TOOLS & EQUIPMENT	LGE-139400-Tools, Shop, and Garage	Additions	107001	2021	6	17,793

0100	162190	SCM2021 LGE TOOLS & EQUIPMENT	LGE-139400-Tools, Shop, and Garage	Additions	107001	2021	12	17,207
0100	445000003	Small Tools 2021 004450	LGE-239400-Tools, Shop, and Garage	Additions	107001	2021	6	15,137
0100	445000003	Small Tools 2021 004450	LGE-239400-Tools, Shop, and Garage	Additions	107001	2021	9	14,857
0100	451000011	Repl Vlv at CG & Reg Fac 2021	LGE-237900-Gas Distribution - City	Additions	107001	2021	8	99,011
0100	460000005	Small Tools 2022 004600	LGE-239400-Tools, Shop, and Garage	Additions	107001	2022	6	15,080
0100	124526	TC COAL YARD BUILDING SIDING	LGE-131100-TC Unit 1 Struc	Additions	107001	2021	6	59,993
0100	124526	TC COAL YARD BUILDING SIDING	LGE-131100-TC Unit 1 Struc	Additions	107001	2021	7	403,180
0100	134109	TC1 MDCT Fill & DE Replac	LGE-131600-Trimble Unit 1 Misc. Pow	Additions	107001	2021	10	615,459
0100	139682LGE	TC PREDICTIVE DEVICES MAINT	LGE-131600-Trimble Unit 2 Misc. Pow	Additions	107001	2021	6	21,961
0100	139682LGE	TC PREDICTIVE DEVICES MAINT	LGE-131600-Trimble Unit 2 Misc. Pow	Additions	107001	2021	8	20,046
0100	139682LGE	TC PREDICTIVE DEVICES MAINT	LGE-131600-Trimble Unit 2 Misc. Pow	Additions	107001	2022	6	23,087
0100	147069	MC Stacker/Reclaimer	LGE-131600-Mill Creek Unit 4 Misc.	Additions	107001	2022	6	9,513,167
0100	147069	MC Stacker/Reclaimer	LGE-131600-Mill Creek Unit 4 Misc.	Removals	108901	2022	6	489,415
0100	152693LGE	TC OFFICE UPGRADES %	LGE-131200-TC Unit 2 Boil	Additions	107001	2021	8	205,445
0100	154547	MC Bottom Ash Hndlg Cap Spares	LGE-131200-MC Unit 4 Boil	Additions	107001	2021	6	280,000
0100	155077LGE	TC INSIGHT CM VIB MONITOR-	LGE-131200-TC Unit 2 Boil	Additions	107001	2021	6	10,980
0100	155077LGE	TC INSIGHT CM VIB MONITOR-	LGE-131200-TC Unit 2 Boil	Additions	107001	2022	6	10,980
0100	156784	MC Process Wtr Sys Cap Spares	LGE-131600-Mill Creek Unit 4 Misc.	Additions	107001	2021	6	236,000
0100	156846LGE	TC DCS METERING UPGD-	LGE-131200-TC Unit 2 Boil	Additions	107001	2021	6	42,423
0100	156877LGE	TC CT PURGE CREDIT AIR CT8-	LGE-134300-TC 8 Prime Movers	Additions	107001	2021	12	37,965
0100	156980LGE	TC INVERTER UPG-	LGE-131200-TC Unit 2 Boil	Additions	107001	2021	7	120,054
0100	157122LGE	TC STACK ELEVATOR REFURB-	LGE-131200-TC Unit 2 Boil	Additions	107001	2021	8	266,504
0100	159438	OF Roof Replacement	LGE-133100-Ohio Falls Non-Project	Additions	107001	2021	6	55,449
0100	159438	OF Roof Replacement	LGE-133100-Ohio Falls Non-Project	Removals	108901	2021	6	14,031
0100	159442	PR13A Aux Breaker Replace	LGE-134600-PR 13 Misc Power Plant E	Additions	107001	2021	6	25,189
0100	159442	PR13A Aux Breaker Replace	LGE-134600-PR 13 Misc Power Plant E	Removals	108901	2021	6	6,374
0100	159444	PR13B Aux Breaker Replace	LGE-134600-PR 13 Misc Power Plant E	Additions	107001	2021	6	25,189
0100	159444	PR13B Aux Breaker Replace	LGE-134600-PR 13 Misc Power Plant E	Removals	108901	2021	6	6,374
0100	160309	TC1 ELECTROMECH RELAYS*	LGE-131500-Trimble Unit 1 Accessory	Additions	107001	2021	12	337,860
0100	162331	CSS CNC Lathe	LGE-131600-Mill Creek Unit 1 Misc P	Additions	107001	2021	12	328,178
0100	162440LGE	TC UPGD LIMESTONE SCALE-	LGE-131200-TC Unit 2 Boil	Additions	107001	2021	12	38,388
0100	162446LGE	TC SW PIPING INSTALL-	LGE-131600-Trimble Unit 2 Misc. Pow	Additions	107001	2021	12	38,421
0100	162521	MC3 Boiler Room Roofing	LGE-131200-MC Unit 3 Boil	Additions	107001	2021	6	296,018
0100	162521	MC3 Boiler Room Roofing	LGE-131200-MC Unit 3 Boil	Removals	108901	2021	6	98,669
0100	162548	MC1A PJFF Air Compress OH 21	LGE-131200-MC Unit 1 Boil	Additions	107001	2021	6	28,040
0100	162548	MC1A PJFF Air Compress OH 21	LGE-131200-MC Unit 1 Boil	Removals	108901	2021	6	1,970
0100	162714LGE	TC CT SWITCHYARD RTU UPGD*	LGE-134300-TC 7 Prime Movers	Additions	107001	2021	12	72,296
0100	163572	Prelim OT Security-LGE	LGE-330300-Misc Intang Plant-Softwa	Additions	107001	2021	12	169,309
0100	LI-161222	PR Conestoga-BL-Mt Wash EKPC	LGE-135500- KY Elec Transmission -	Additions	107001	2021	11	1,504,168
0100	LI-161222	PR Conestoga-BL-Mt Wash EKPC	LGE-135500- KY Elec Transmission -	Removals	108901	2021	11	102,654
0100	00015FACL	AOC PARKING LOT IMPROVEMENTS	LGE-339010-Common Structures - Gene	Additions	107001	2021	9	274,693
0100	00015FACL	AOC PARKING LOT IMPROVEMENTS	LGE-339010-Common Structures - Gene	Additions	107001	2021	10	25,308
0100	IT0714L	OpenTxt for EmpRet Files-LGE20	LGE-330300-Misc Intang Plant-Softwa	Additions	107001	2021	11	76,500
0100	IT0818L	Jumphost Refresh-LGE21	LGE-339130-Computer Eq	Additions	107001	2021	12	66,250
0100	IT0834L	Mob & Workst Lic True-Up-LGE21	LGE-330300-Misc Intang Plant-Softwa	Additions	107001	2021	12	39,750
0100	IT0842L	Network Management-LGE21	LGE-339130-Computer Eq	Additions	107001	2021	8	19,875
0100	IT0853L	Replace Backup Infrastr-LGE21	LGE-339130-Computer Eq	Additions	107001	2021	12	343,392

0100	IT0910L	Enterprise GIS Enhance-LGE21	LGE-330300-Misc Intang Plant-Softwa	Additions	107001	2021	12	156,212
0100	IT0917L	Computing Infra Expand-LGE21	LGE-339130-Computer Eq	Additions	107001	2021	6	106,000
0100	IT1102L	Computing Infra Expand-LGE22	LGE-339130-Computer Eq	Additions	107001	2022	6	106,000
0100	21TOOL344	Tool Replacement	LGE-139400-Tools, Shop, and Garage	Additions	107001	2021	12	100,000
0100	21TOOL345	Tool Replacement	LGE-139400-Tools, Shop, and Garage	Additions	107001	2021	12	175,000
0100	157370	STT Trng Regulators	LGE-339120-Office Equipment	Additions	107001	2021	7	30,486
0100	447000027	Muld Welding Truck	LGE-239210-Heavy Trucks & Other-	Additions	107001	2021	7	70,555
0100	447000027	Muld Welding Truck	LGE-239210-Heavy Trucks & Other-	Additions	107001	2021	10	(500)
0100	451000018	Upgr Globe Valve Reg - 2021	LGE-237800-Gas Distribution - Measu	Additions	107001	2021	9	99,004
0100	124518	TC1 RECYC PUMP PIPING EBW	LGE-131600-Trimble Unit 1 Misc. Pow	Additions	107001	2021	11	2,121,330
0100	124518	TC1 RECYC PUMP PIPING EBW	LGE-131600-Trimble Unit 1 Misc. Pow	Additions	107001	2021	12	300,000
0100	133622LGE	TC LAB PURCH MONITORS	LGE-131600-Trimble Unit 2 Misc. Pow	Additions	107001	2021	9	51,476
0100	133627LGE	TC LAB EQUIP PURCHASES	LGE-131600-Trimble Unit 2 Misc. Pow	Additions	107001	2021	8	32,151
0100	133627LGE	TC LAB EQUIP PURCHASES	LGE-131600-Trimble Unit 2 Misc. Pow	Additions	107001	2021	9	125,500
0100	135124	MC3 PJFF Bags 2021	LGE-131200-MC Unit 3 Boil	Additions	107001	2021	10	1,421,000
0100	135124	MC3 PJFF Bags 2021	LGE-131200-MC Unit 3 Boil	Removals	108901	2021	10	253,000
0100	139900	MC Coal Bucket	LGE-131600-Mill Creek Unit 4 Misc.	Additions	107001	2021	7	225,240
0100	151240	MC CH Railroad Track 2021	LGE-131600-Mill Creek Unit 4 Misc.	Additions	107001	2021	7	145,947
0100	151240	MC CH Railroad Track 2021	LGE-131600-Mill Creek Unit 4 Misc.	Removals	108901	2021	7	24,670
0100	151242	MC Matl Handling Chutes 2021	LGE-131600-Mill Creek Unit 4 Misc.	Additions	107001	2021	7	241,541
0100	151242	MC Matl Handling Chutes 2021	LGE-131600-Mill Creek Unit 4 Misc.	Removals	108901	2021	7	49,340
0100	154389	MC1 Fire Protection	LGE-131600-Mill Creek Unit 1 Misc P	Additions	107001	2021	7	123,339
0100	154389	MC1 Fire Protection	LGE-131600-Mill Creek Unit 1 Misc P	Removals	108901	2021	7	24,670
0100	156865LGE	TC CT MKVle PHASE 2-3 CT5-	LGE-134300-TC 5 Prime Movers	Additions	107001	2021	12	161,370
0100	156879LGE	TC CT PURGE CREDIT AIR CT10-	LGE-134300-TC 10 Prime Movers	Additions	107001	2021	12	37,965
0100	156885LGE	TC CT CEMs SHELTERS 5-6-	LGE-134300-TC 10 Prime Movers	Additions	107001	2021	8	244,921
0100	159883	TC1 FGD NOZZLE REPL	LGE-131200-TC Unit 1 Boil	Additions	107001	2021	11	1,539,300
0100	159883	TC1 FGD NOZZLE REPL	LGE-131200-TC Unit 1 Boil	Additions	107001	2021	12	150,000
0100	159898	MC3 PRECIP INT 21	LGE-131200-MC Unit 3 Boil	Additions	107001	2021	7	877,000
0100	159898	MC3 PRECIP INT 21	LGE-131200-MC Unit 3 Boil	Removals	108901	2021	7	360,000
0100	159913	TC1 DESP TRANSFORMERS	LGE-131200-TC Unit 1 Boil	Additions	107001	2021	12	253,395
0100	159937LGE	TC LIFT STATION REPL-	LGE-131200-TC Unit 2 Boil	Additions	107001	2021	9	65,883
0100	159996	MC3 Spare GSU Transformer	LGE-131500-Mill Creek Unit 3 Access	Additions	107001	2021	7	1,500,000
0100	162332	CSS Hexgon Arm	LGE-131600-Mill Creek Unit 1 Misc P	Additions	107001	2021	12	96,701
0100	162333	C	LGE-131600-Mill Creek Unit 1 Misc P	Additions	107001	2021	12	69,512
0100	162725LGE	TC LIMESTONE LBU UPGD*	LGE-131200-TC Unit 2 Boil	Additions	107001	2021	8	282,205
0100	157899	EE Smart Cities LG&E 2021	LGE-136920-Electric Distribution -	Additions	107001	2021	7	50,000
0100	IT0487L	VPN Appliance Upgrade-LGE20	LGE-330300-Misc Intang Plant-Softwa	Additions	107001	2021	7	106,000
0100	IT0665L	LogRhythm (Corp)-LGE20	LGE-339130-Computer Eq	Additions	107001	2021	10	62,010
0100	IT0808L	Network Segm (SDN)-LGE21	LGE-339130-Computer Eq	Additions	107001	2021	10	214,553
0100	IT0871L	SiteScan Upgrade-LGE21	LGE-339130-Computer Eq	Additions	107001	2021	12	26,500
0100	IT0949L	SC-Post Upgrade-LGE21	LGE-330300-Misc Intang Plant-Softwa	Additions	107001	2021	12	33,750
0100	IT0969L	Acct Recon-Data Store-LGE21	LGE-330300-Misc Intang Plant-Softwa	Additions	107001	2021	12	79,500
0100	160152	LEO BACKYARD MACHINE-2021	LGE-139400-Tools, Shop, and Garage	Additions	107001	2021	9	225,000
0100	162044	SCM2021 LGE LEGACY RELAY REPL	LGE-136200- KY Elect Dist Substati	Additions	107001	2021	10	95,000
0100	162048	SCM2021 LGE OIL CONTAIN UPGRD	LGE-136200- KY Elect Dist Substati	Additions	107001	2021	10	117,000
0100	162616	HK1243 CEMI	LGE-136500-Electric Distribution -	Additions	107001	2020	12	82,250

0100	162616	HK1243 CEMI	LGE-136500-Electric Distribution -	Removals	108901	2020	12	6,102
0100	162767	SP1115 CEMI	LGE-136500-Electric Distribution -	Additions	107001	2020	12	17,976
0100	162767	SP1115 CEMI	LGE-136500-Electric Distribution -	Removals	108901	2020	12	1,723
0100	162936	Power Quality Meters 2021	LGE-139400-Tools, Shop, and Garage	Additions	107001	2021	12	60,000
0100	162944	UTV	LGE-139400-Tools, Shop, and Garage	Additions	107001	2021	12	35,000
0100	163191	FV1143-CEMI	LGE-136500-Electric Distribution -	Additions	107001	2020	12	12,581
0100	163381	CEMI SP1115	LGE-136500-Electric Distribution -	Additions	107001	2020	12	17,986
0100	163381	CEMI SP1115	LGE-136500-Electric Distribution -	Removals	108901	2020	12	1,723
0100	163426	DUMP TRAILER LGE	LGE-139400-Tools, Shop, and Garage	Additions	107001	2020	9	6,987
0100	163478	Lyndon South TR3 LTC Upgrade	LGE-136200- KY Elect Dist Substati	Additions	107001	2020	12	116,425
0100	163478	Lyndon South TR3 LTC Upgrade	LGE-136200- KY Elect Dist Substati	Removals	108901	2020	12	8,575
0100	CLM071120	LGE Major Storm-Capital-071120	LGE-136500-Electric Distribution -	Additions	107001	2020	12	1
0100	CLM071120	LGE Major Storm-Capital-071120	LGE-136500-Electric Distribution -	Removals	108901	2020	12	-
0100	163589	MOVE 1 3-PHASE TO KU	LGE-136800-Line Transformers	Removals	108901	2020	12	(11,892)
0100	163650	TRANSFORMERS TO ALLIANT LGE	LGE-136800-Line Transformers	Removals	108901	2020	12	(57,797)
0100	157283	STT ITS Customization	LGE-339010-Common Structures - Gene	Additions	107001	2021	8	203,240
0100	157347LGE	STT Training Simulator LGE	LGE-131600-Trimble Unit 2 Misc. Pow	Additions	107001	2021	8	11,280
0100	157372	STT Training Valves	LGE-339120-Office Equipment	Additions	107001	2021	8	40,648
0100	161555	WK B Cut Outs	LGE-236700-Gas Transmission - Mains	Additions	107001	2021	12	303,130
0100	161555	WK B Cut Outs	LGE-236700-Gas Transmission - Mains	Removals	108799	2021	12	10,000
0100	162319	Penile to Paddy's	LGE-236700-Gas Transmission - Mains	Additions	107001	2020	12	200,000
0100	162319	Penile to Paddy's	LGE-236700-Gas Transmission - Mains	Removals	108901	2020	12	10,000
0100	163263	KOCH 1 EASEMENT	LGE-235210-Gas Storage Undg. - Leas	Additions	107001	2020	9	61,286
0100	163648	Canmer Valve Replacement	LGE-236700-Gas Transmission - Mains	Additions	107001	2020	12	446,158
0100	163648	Canmer Valve Replacement	LGE-236700-Gas Transmission - Mains	Removals	108799	2020	12	5,311
0100	406000085	Main Exposure - 2614 Hwy 22	LGE-237600-Gas Distribution - Mains	Additions	107001	2020	12	154,000
0100	406000085	Main Exposure - 2614 Hwy 22	LGE-237600-Gas Distribution - Mains	Removals	108799	2020	12	3,000
0100	406000086	Main Exposure-Bardstown Sta	LGE-236700-Gas Transmission - Mains	Additions	107001	2020	12	132,000
0100	447000024	Muldraugh Tree Trimming Equip	LGE-239400-Tools, Shop, and Garage	Additions	107001	2021	8	163,268
0100	447000024	Muldraugh Tree Trimming Equip	LGE-239400-Tools, Shop, and Garage	Additions	107001	2021	9	2,916
0100	447000024	Muldraugh Tree Trimming Equip	LGE-239400-Tools, Shop, and Garage	Additions	107001	2021	10	5,000
0100	TMP-EDO	TMP - EDO Relocations	LGE-136100-Electric Distribution Su	Additions	107001	2020	12	350,000
0100	138411	TC1 PULVERIZED GEAR BOX	LGE-131600-Trimble Unit 1 Misc. Pow	Additions	107001	2021	9	917,853
0100	140619LGE	TC CONVEYOR BELT REPLACE	LGE-131600-Trimble Unit 2 Misc. Pow	Additions	107001	2021	9	152,262
0100	150077LGE	TC REPL SEWAGE TREAT PLANT	LGE-131600-Trimble Unit 2 Misc. Pow	Additions	107001	2021	9	263,531
0100	153025LGE	TC CT CEM ANALYZER CHANGEOUT	LGE-134300-TC 10 Prime Movers	Additions	107001	2021	9	83,339
0100	153095LGE	TC CT GFI UPGRADE	LGE-134300-TC 10 Prime Movers	Additions	107001	2021	9	37,502
0100	154393	MC3 Fire Protection	LGE-131600-Mill Creek Unit 3 Misc.	Additions	107001	2021	8	123,339
0100	154393	MC3 Fire Protection	LGE-131600-Mill Creek Unit 3 Misc.	Removals	108901	2021	8	24,670
0100	154723LGE	TC COAL HANDLING D6 DOZER-	LGE-131200-TC Unit 2 Boil	Additions	107001	2021	9	194,178
0100	154792LGE	TC CT WAREHOUSE-	LGE-134600-TC 5 Misc. Power Plant E	Additions	107001	2021	9	191,282
0100	156869LGE	TC CT MKVIe PHASE 2-3 CT7-	LGE-134300-TC 7 Prime Movers	Additions	107001	2021	12	161,370
0100	156977	TC1 DA TRAY BOX REPL	LGE-131200-TC Unit 1 Boil	Additions	107001	2021	11	84,465
0100	159882	TC1 FGD BLEED RECIRC	LGE-131200-TC Unit 1 Boil	Additions	107001	2021	12	126,698
0100	159941	TC1 COOLING TWR CHEM INJ	LGE-131200-TC Unit 1 Boil	Additions	107001	2021	11	852,195
0100	162425LGE	TC AGITATOR BLADE REPLACE-	LGE-131200-TC Unit 2 Boil	Additions	107001	2021	12	154,751
0100	162427LGE	TC CLEAN VAC PIPING-	LGE-131200-TC Unit 2 Boil	Additions	107001	2021	12	77,145

0100	162431LGE	TC MAGNETIC SEPARATOR-	LGE-131200-TC Unit 2 Boil	Additions	107001	2021	9	207,221
0100	162460	TC1 SCRUB SRVC WTR PIPING	LGE-131200-TC Unit 1 Boil	Additions	107001	2021	12	218,925
0100	162551	MC2B PJFF Air Compress OH 21	LGE-131200-MC Unit 2 Boil	Additions	107001	2021	8	28,040
0100	162551	MC2B PJFF Air Compress OH 21	LGE-131200-MC Unit 2 Boil	Removals	108901	2021	8	1,970
0100	163148	OF Service Water Intake Screen	LGE-133100-Ohio Falls Non-Project	Additions	107001	2020	9	13,500
0100	163148	OF Service Water Intake Screen	LGE-133100-Ohio Falls Non-Project	Removals	108901	2020	9	1,500
0100	163149	OF Gen Protection Relay	LGE-133100-Ohio Falls Non-Project	Additions	107001	2020	9	51,750
0100	163149	OF Gen Protection Relay	LGE-133100-Ohio Falls Non-Project	Removals	108901	2020	9	4,250
0100	163150	OF Site Utility Vehicle	LGE-133500-Ohio Falls Non-Project	Additions	107001	2020	9	16,165
0100	163273LGE	TC CT PLATFORM INSTALL-	LGE-134300-TC 5 Prime Movers	Additions	107001	2020	12	27,667
0100	163313	'CR7 Air Compressor 2020	LGE-134300-Cane Run 7 Prime Mover	Additions	107001	2020	9	6,501
0100	163313	'CR7 Air Compressor 2020	LGE-134300-Cane Run 7 Prime Mover	Removals	108901	2020	9	515
0100	163420LGE	TC LIMESTONE SCALE UPGD-	LGE-131200-TC Unit 2 Boil	Additions	107001	2020	12	14,395
0100	163523	CR7 Site Utility Vehicles 2020	LGE-134600-Cane Run 7- Misc Power	Additions	107001	2020	9	43,923
0100	163553	CR7 Cooling Tower Motors	LGE-134300-Cane Run 7 Prime Mover	Additions	107001	2020	9	1,375
0100	163553	CR7 Cooling Tower Motors	LGE-134300-Cane Run 7 Prime Mover	Additions	107001	2020	10	550
0100	163553	CR7 Cooling Tower Motors	LGE-134300-Cane Run 7 Prime Mover	Additions	107001	2020	11	550
0100	163553	CR7 Cooling Tower Motors	LGE-134300-Cane Run 7 Prime Mover	Additions	107001	2020	12	275
0100	163553	CR7 Cooling Tower Motors	LGE-134300-Cane Run 7 Prime Mover	Removals	108901	2020	9	1,375
0100	163553	CR7 Cooling Tower Motors	LGE-134300-Cane Run 7 Prime Mover	Removals	108901	2020	10	550
0100	163553	CR7 Cooling Tower Motors	LGE-134300-Cane Run 7 Prime Mover	Removals	108901	2020	11	550
0100	163553	CR7 Cooling Tower Motors	LGE-134300-Cane Run 7 Prime Mover	Removals	108901	2020	12	275
0100	163655	CR7 Plant Vehicle 2020	LGE-134600-Cane Run 7- Misc Power	Additions	107001	2020	9	66,500
0100	GSCINV20L	GS CDM OT Inv Mgmt- 2020 LGE	LGE-131500-Mill Creek Unit 4 Access	Additions	107001	2020	12	145,324
0100	GSCIPV8L	GS CDM CIP Version 8 LGE	LGE-131500-Mill Creek Unit 4 Access	Additions	107001	2020	12	41,974
0100	163522	OF TRASH RACK GUIDES	LGE-133100-Ohio Falls Project 289	Additions	107001	2020	12	1,302,899
0100	148252	EMS APP ENHANCEMENTS-LGE-2021	LGE-330300-Misc Intang Plant-Softwa	Additions	107001	2021	8	19,234
0100	IT0814L	Core Network Infra-LGE21	LGE-339130-Computer Eq	Additions	107001	2021	11	79,500
0100	IT0785L	EDI for large customer-LGE20	LGE-330330-Cloud Software NonCurrnt	Additions	107006	2020	12	168,750
0100	IT0789L	Microsoft Cloud Deploym-LGE20	LGE-330330-Cloud Software NonCurrnt	Additions	107006	2020	10	39,750
0100	IT0789L	Microsoft Cloud Deploym-LGE20	LGE-330330-Cloud Software NonCurrnt	Additions	107006	2020	11	13,250
0100	163290	PIRTLE SUB SECURITY	LGE-136200- KY Elect Dist Substati	Additions	107001	2020	12	147,977
0100	163290	PIRTLE SUB SECURITY	LGE-136200- KY Elect Dist Substati	Removals	108901	2020	12	11,023
0100	163489	SM1398 Cable Repl-Phase1	LGE-136500-Electric Distribution -	Additions	107001	2020	12	240,000
0100	163489	SM1398 Cable Repl-Phase1	LGE-136500-Electric Distribution -	Removals	108901	2020	12	60,000
0100	163613	2020 Track Loader & Trailer	LGE-139400-Tools, Shop, and Garage	Additions	107001	2020	10	117,842
0100	131972LGE	BRCT7 C Inspect-LGE	LGE-134600-EWB 7 Misc Power Plant E	Additions	107001	2021	11	7,927,087
0100	131972LGE	BRCT7 C Inspect-LGE	LGE-134600-EWB 7 Misc Power Plant E	Removals	108901	2021	11	366,867
0100	132980	MC Dozer #2	LGE-131600-Mill Creek Unit 4 Misc.	Additions	107001	2021	9	2,300,000
0100	139787	TC1 INST EOD'S TDBFP TURBINES	LGE-131600-Trimble Unit 1 Misc. Pow	Additions	107001	2021	11	873,292
0100	139795LGE	TC CT FAST START CT6	LGE-134300-TC 6 Prime Movers	Additions	107001	2021	10	196,004
0100	151005	TC1 OXIDATION AIR BLOWERS	LGE-131600-Trimble Unit 1 Misc. Pow	Additions	107001	2021	11	416,247
0100	151005	TC1 OXIDATION AIR BLOWERS	LGE-131600-Trimble Unit 1 Misc. Pow	Additions	107001	2021	12	50,000
0100	151249	MC Plant Fire Protection	LGE-131100-MC Unit 4 Struc	Additions	107001	2021	9	379,103
0100	151249	MC Plant Fire Protection	LGE-131100-MC Unit 4 Struc	Removals	108901	2021	9	19,000
0100	154396	MC4 Fire Protection	LGE-131600-Mill Creek Unit 4 Misc.	Additions	107001	2021	9	123,339
0100	154396	MC4 Fire Protection	LGE-131600-Mill Creek Unit 4 Misc.	Removals	108901	2021	9	24,670

0100	154548	MC GPP Capital Spares	LGE-131200-MC Unit 4 Boil	Additions	107001	2021	9	280,000
0100	154703	TC1 SSC TILE REPL	LGE-131200-TC Unit 1 Boil	Additions	107001	2021	11	719,654
0100	154738	TC1 BATTERY REPLACEMENTS	LGE-131200-TC Unit 1 Boil	Additions	107001	2021	12	422,325
0100	154761	TC1 BOILER ROOF EXHAUSTERS	LGE-131200-TC Unit 1 Boil	Additions	107001	2021	9	155,379
0100	155600	TC1 EXP JOINTS 2021	LGE-131200-TC Unit 1 Boil	Additions	107001	2021	11	499,263
0100	155617	TC1 TDBFP OVERHAUL 2021	LGE-131200-TC Unit 1 Boil	Additions	107001	2021	11	223,835
0100	156719	MC4 Boiler Room Louvers	LGE-131100-MC Unit 4 Struc	Additions	107001	2021	9	160,704
0100	156719	MC4 Boiler Room Louvers	LGE-131100-MC Unit 4 Struc	Removals	108901	2021	9	14,798
0100	156821	TC1 SCR NOX ANALYZERS	LGE-131200-TC Unit 1 Boil	Additions	107001	2021	12	122,474
0100	156871LGE	TC CT MKVle PHASE 2-3 CT8-	LGE-134300-TC 8 Prime Movers	Additions	107001	2021	12	161,370
0100	156932	TC1 SB DRAIN PIPING OVERHAUL	LGE-131200-TC Unit 1 Boil	Additions	107001	2021	11	230,895
0100	159914	TC1 DESP CONTROLLER UPG	LGE-131200-TC Unit 1 Boil	Additions	107001	2021	12	153,930
0100	159918	TC1 FRONT RH BLEND REPL	LGE-131200-TC Unit 1 Boil	Additions	107001	2021	11	615,720
0100	161952	OF HEADWORKS CONCRET	LGE-133100-Ohio Falls Non-Project	Additions	107001	2021	9	385,632
0100	161952	OF HEADWORKS CONCRET	LGE-133100-Ohio Falls Non-Project	Removals	108901	2021	9	92,358
0100	162429LGE	TC CHUTE REPLACEMENT-	LGE-131200-TC Unit 2 Boil	Additions	107001	2021	12	134,432
0100	162686	TC1 RRH KNUCK/SHDP SCS	LGE-131200-TC Unit 1 Boil	Additions	107001	2021	12	333,515
0100	162699	TC1 LOWER SLOPE STEP PNL	LGE-131200-TC Unit 1 Boil	Additions	107001	2021	12	301,967
0100	162866	MC3 Nox Probe Replacement 2021	LGE-131200-MC Unit 3 Boil	Additions	107001	2021	11	390,000
0100	162866	MC3 Nox Probe Replacement 2021	LGE-131200-MC Unit 3 Boil	Removals	108901	2021	11	10,000
0100	163315	CR7 Spare Cooling Twr Fan	LGE-134300-Cane Run 7 Prime Mover	Additions	107001	2020	9	12,214
0100	163429LGE	TC2 SUBMERG SCRAPER DOOR-	LGE-131200-TC Unit 2 Boil	Additions	107001	2020	12	11,246
0100	163497	Screenhouse Bromide Conveyor	LGE-131200-MC Unit 4 Boil	Additions	107001	2020	10	15,000
0100	163498	Deepwell Flush Drain System	LGE-131600-Mill Creek Unit 4 Misc.	Additions	107001	2020	9	35,000
0100	163498	Deepwell Flush Drain System	LGE-131600-Mill Creek Unit 4 Misc.	Additions	107001	2020	10	6,000
0100	163508	CR7 Sump Pumps 2020	LGE-134100-Cane Run 7 Structures	Additions	107001	2020	10	20,227
0100	163508	CR7 Sump Pumps 2020	LGE-134100-Cane Run 7 Structures	Removals	108901	2020	10	673
0100	163631	MC 1C BCP OVERHAUL	LGE-131200-MC Unit 1 Boil	Additions	107001	2020	12	120,000
0100	163631	MC 1C BCP OVERHAUL	LGE-131200-MC Unit 1 Boil	Removals	108901	2020	12	5,000
0100	GSETCMATL	TC1 MAT DGA monitor LGE	LGE-131500-Trimble Unit 1 Accessory	Additions	107001	2021	12	67,000
0100	GSMVMEL	GS GE Vibration Monitor Equip	LGE-131600-Mill Creek Unit 4 Misc.	Additions	107001	2020	11	76,410
0100	148200	BACKUP CC V_WALL RPLC-LGE-2021	LGE-339130-Computer Eq	Additions	107001	2021	9	19,436
0100	161065	Sale of LGE Xfmr to KU	LGE-135310- KY Elec Transmission -	Additions	107001	2020	9	(1,254,872)
0100	IT0783L	Cyberark Licensing-LGE20	LGE-330300-Misc Intang Plant-Softwa	Additions	107001	2020	11	170,138
0100	IT0784CG	Gas Storage SP & Mobile-LGE20	LGE-330300-Misc Intang Plant-Softwa	Additions	107001	2020	12	110,000
0100	IT0787L	Meter Reader Hardware LGE20	LGE-137000-Meters	Additions	107001	2020	9	21,287
0100	IT0791L	PI Tags & Interfaces-LGE20	LGE-330300-Misc Intang Plant-Softwa	Additions	107001	2020	10	85,990
0100	IT0793L	Matlab Licenses for Gen-LGE20	LGE-330300-Misc Intang Plant-Softwa	Additions	107001	2020	10	6,750
0100	IT0794CG	Gas Field Smart View LGE20-21	LGE-330300-Misc Intang Plant-Softwa	Additions	107001	2021	6	230,000
0100	IT0795L	Rabbit MQ Implementation-LGE20	LGE-330300-Misc Intang Plant-Softwa	Additions	107001	2020	12	41,870
0100	IT0956L	PeopleSoft Enhance-Fall-LGE21	LGE-330300-Misc Intang Plant-Softwa	Additions	107001	2021	12	51,000
0100	153662-PR	Bullitt County Property Acq.	LGE-237412-Gas Distribution Land	Additions	107001	2021	12	200,000
0100	135236	TC1_PJFFB&C	LGE-131200-TC Unit 1 Boil	Additions	107001	2021	11	1,460,201
0100	135236	TC1_PJFFB&C	LGE-131200-TC Unit 1 Boil	Removals	108901	2021	11	51,310
0100	147079	MC 3&4 Reactant Supply Loop	LGE-131600-Mill Creek Unit 4 Misc.	Additions	107001	2021	10	996,892
0100	147079	MC 3&4 Reactant Supply Loop	LGE-131600-Mill Creek Unit 4 Misc.	Removals	108901	2021	10	98,669
0100	147455	TC1 SCAFFOLD DOOR UPGRADE	LGE-131600-Trimble Unit 1 Misc. Pow	Additions	107001	2021	11	296,022

0100	151016	TC1 BURNERS (E,F ELEVAT)	LGE-131200-TC Unit 1 Boil	Additions	107001	2021	11	358,132
0100	151262	MC Coal Handling Switchgear	LGE-131600-Mill Creek Unit 4 Misc.	Additions	107001	2021	10	1,322,218
0100	151262	MC Coal Handling Switchgear	LGE-131600-Mill Creek Unit 4 Misc.	Removals	108901	2021	10	98,669
0100	151266	MC Station Switchgear/MCC	LGE-131600-Mill Creek Unit 4 Misc.	Additions	107001	2021	10	1,376,489
0100	151266	MC Station Switchgear/MCC	LGE-131600-Mill Creek Unit 4 Misc.	Removals	108901	2021	10	98,673
0100	151284	MC Conveyor Belts 2021	LGE-131600-Mill Creek Unit 4 Misc.	Additions	107001	2021	10	241,541
0100	151284	MC Conveyor Belts 2021	LGE-131600-Mill Creek Unit 4 Misc.	Removals	108901	2021	10	24,670
0100	152667	TC1 BCWP OVERHAUL	LGE-131200-TC Unit 1 Boil	Additions	107001	2021	11	127,294
0100	154405	MC4 Hardware Refresh	LGE-131200-MC Unit 4 Boil	Additions	107001	2021	10	98,669
0100	154701	TC1 SSC CHAIN REPL	LGE-131200-TC Unit 1 Boil	Additions	107001	2021	11	219,654
0100	154702	TC1 SSC FLIGHT REPL	LGE-131200-TC Unit 1 Boil	Additions	107001	2021	11	200,413
0100	154743	TC1 COOLING TOWER PUMP OH	LGE-131200-TC Unit 1 Boil	Additions	107001	2021	11	298,624
0100	155621	TC1 COAL CONDUITS 2021	LGE-131200-TC Unit 1 Boil	Additions	107001	2021	11	130,223
0100	156717	MC3 Boiler Room Louvers	LGE-131200-MC Unit 3 Boil	Additions	107001	2021	10	160,704
0100	156717	MC3 Boiler Room Louvers	LGE-131200-MC Unit 3 Boil	Removals	108901	2021	10	14,798
0100	156873LGE	TC CT MKVle PHASE 2-3 CT9-	LGE-134300-TC 9 Prime Movers	Additions	107001	2021	12	161,370
0100	157072LGE	TC STATION AIR COMP OH-	LGE-131200-TC Unit 2 Boil	Additions	107001	2021	12	60,033
0100	159884	TC1 FGD SULFITE PROBE	LGE-131200-TC Unit 1 Boil	Additions	107001	2021	12	168,930
0100	159949	MC3 Voltage Regulator	LGE-131400-Mill Creek Unit 3 Turbog	Additions	107001	2021	10	275,000
0100	159949	MC3 Voltage Regulator	LGE-131400-Mill Creek Unit 3 Turbog	Removals	108901	2021	10	25,000
0100	159983	MC3 Expansion Joints	LGE-131200-MC Unit 3 Boil	Additions	107001	2021	10	120,000
0100	162458	TC1 COAL MILL INLET DUCT	LGE-131200-TC Unit 1 Boil	Additions	107001	2021	11	369,945
0100	162549	MC1B PJFF Air Compress OH 21	LGE-131200-MC Unit 1 Boil	Additions	107001	2021	10	28,040
0100	162549	MC1B PJFF Air Compress OH 21	LGE-131200-MC Unit 1 Boil	Removals	108901	2021	10	1,970
0100	162687	TC1 SC FLOOR PANELS	LGE-131200-TC Unit 1 Boil	Additions	107001	2021	12	372,511
0100	163152	OF Elev 408 Lighting	LGE-133100-Ohio Falls Non-Project	Additions	107001	2020	11	122,000
0100	163152	OF Elev 408 Lighting	LGE-133100-Ohio Falls Non-Project	Removals	108901	2020	11	10,000
0100	163317LGE	TC LIMESTONE RECLAIMER-UPGD	LGE-131200-TC Unit 2 Boil	Additions	107001	2020	12	172,768
0100	163555LGE	TC "E" CONVEYOR BELT-REPLACE	LGE-131200-TC Unit 2 Boil	Additions	107001	2020	12	97,525
0100	163555LGE	TC "E" CONVEYOR BELT-REPLACE	LGE-131200-TC Unit 2 Boil	Removals	108901	2020	12	26,527
0100	163632LGE	TC "C" COAL CONVEYOR BELT-REPL	LGE-131200-TC Unit 2 Boil	Additions	107001	2020	12	52,344
0100	163632LGE	TC "C" COAL CONVEYOR BELT-REPL	LGE-131200-TC Unit 2 Boil	Removals	108901	2020	12	13,264
0100	156964	TC1 SDRS ME REMOVAL	LGE-131200-TC Unit 1 Boil	Removals	108901	2021	12	169,323
0100	SU-000346	River Rd Hwy Relo-S	LGE-135310- KY Elec Transmission -	Additions	107001	2021	12	(97,296)
0100	SU-000346	River Rd Hwy Relo-S	LGE-135310- KY Elec Transmission -	Removals	108901	2021	12	97,296
0100	0050FACIL	SIMPSON UPS BATTERY STR I L	LGE-339010-Common Structures - Gene	Additions	107001	2021	10	155,894
0100	IT0849L	Person Produc Refresh-LGE21	LGE-330300-Misc Intang Plant-Softwa	Additions	107001	2021	12	53,000
0100	163291	DEL PARK SUB SECURITY	LGE-136500-Electric Distribution -	Additions	107001	2020	12	210,000
0100	151247	MC3 Expansion Joints 2021	LGE-131600-Mill Creek Unit 3 Misc.	Additions	107001	2021	11	89,136
0100	151247	MC3 Expansion Joints 2021	LGE-131600-Mill Creek Unit 3 Misc.	Removals	108901	2021	11	9,872
0100	151260	MC Misc Lab Equipment 2021	LGE-131600-Mill Creek Unit 4 Misc.	Additions	107001	2021	11	72,403
0100	151265	MC Misc Equipment 2021	LGE-131200-MC Unit 4 Boil	Additions	107001	2021	12	1,027,198
0100	151265	MC Misc Equipment 2021	LGE-131200-MC Unit 4 Boil	Removals	108901	2021	12	49,340
0100	151283	MC3 Cooling Tower Structure	LGE-131600-Mill Creek Unit 3 Misc.	Additions	107001	2021	11	885,098
0100	151283	MC3 Cooling Tower Structure	LGE-131600-Mill Creek Unit 3 Misc.	Removals	108901	2021	11	49,340
0100	151285	MC Safety Equipment 2021	LGE-131600-Mill Creek Unit 4 Misc.	Additions	107001	2021	11	34,191
0100	154753	TC VEHICLES	LGE-131600-Trimble Unit 1 Misc. Pow	Additions	107001	2021	12	103,610

0100	162467LGE	TC HYDROCYCLONE UPGD-	LGE-131200-TC Unit 2 Boil	Additions	107001	2021	12	115,530
0100	162547	MC2 AQCS Air Compress OH 21	LGE-131200-MC Unit 2 Boil	Additions	107001	2021	11	33,045
0100	162547	MC2 AQCS Air Compress OH 21	LGE-131200-MC Unit 2 Boil	Removals	108901	2021	11	1,970
0100	162556	MC1 Inst Air Compress OH 21	LGE-131200-MC Unit 1 Boil	Additions	107001	2021	11	40,050
0100	162556	MC1 Inst Air Compress OH 21	LGE-131200-MC Unit 1 Boil	Removals	108901	2021	11	4,936
0100	163646	Transformer Filtration Unit-L	LGE-139400-Tools, Shop, and Garage	Additions	107001	2020	12	62,037
0100	IT0819L	Endpoint Protection Lic-LGE21	LGE-330300-Misc Intang Plant-Softwa	Additions	107001	2021	12	2,650
0100	162046	SCM2021 LGE MISC CAPITAL SUB	LGE-136200- KY Elect Dist Substati	Additions	107001	2021	12	51,000
0100	162053	SCM2021 LGE SUB BLDNG & GND	LGE-136200- KY Elect Dist Substati	Additions	107001	2021	12	51,000
0100	154463	MC1 Turbine Room Roof Drains	LGE-131100-Mill Creek Unit 1 Struct	Additions	107001	2020	12	164,000
0100	154463	MC1 Turbine Room Roof Drains	LGE-131100-Mill Creek Unit 1 Struct	Removals	108901	2020	12	20,000
0100	154464	MC2 Turbine Room Roof Drains	LGE-131100-Mill Creek Unit 2 Struct	Additions	107001	2020	12	164,000
0100	154464	MC2 Turbine Room Roof Drains	LGE-131100-Mill Creek Unit 2 Struct	Removals	108901	2020	12	20,000
0100	154465	MC3 Turbine Room Roof Drains	LGE-131100-Mill Creek Unit 3 Struct	Additions	107001	2020	12	179,000
0100	154465	MC3 Turbine Room Roof Drains	LGE-131100-Mill Creek Unit 3 Struct	Removals	108901	2020	12	20,000
0100	138137	DSP MANSLICK CIRCUIT WORK	LGE-136920-Electric Distribution -	Additions	107001	2020	9	(2,278)
0100	163707	OF Trash Racks 2021	LGE-133100-Ohio Falls Non-Project	Additions	107001	2021	3	124,068
0100	163707	OF Trash Racks 2021	LGE-133100-Ohio Falls Non-Project	Removals	108901	2021	3	13,785
0100	163714	MC2 Expansion Joints	LGE-131600-Mill Creek Unit 2 Misc.	Additions	107001	2022	4	89,136
0100	163714	MC2 Expansion Joints	LGE-131600-Mill Creek Unit 2 Misc.	Removals	108901	2022	4	9,872
0100	163716	MC 2B CTP OVERHAUL 2021	LGE-131400-Mill Creek Unit 2 Turbog	Additions	107001	2021	7	146,316
0100	163716	MC 2B CTP OVERHAUL 2021	LGE-131400-Mill Creek Unit 2 Turbog	Removals	108901	2021	7	4,936
0100	163717	MC 2B MDBFP OVERHAUL 2021	LGE-131200-MC Unit 2 Boil	Additions	107001	2021	7	155,941
0100	163717	MC 2B MDBFP OVERHAUL 2021	LGE-131200-MC Unit 2 Boil	Removals	108901	2021	7	4,936
0100	163724	Hydrocyclone Feed Pumps 2021	LGE-131600-Mill Creek Unit 4 Misc.	Additions	107001	2021	10	218,963
0100	163724	Hydrocyclone Feed Pumps 2021	LGE-131600-Mill Creek Unit 4 Misc.	Removals	108901	2021	10	5,911
0100	163733LGE	TC2 CCW PUMPS OH*	LGE-131200-TC Unit 2 Boil	Additions	107001	2022	5	28,077
0100	163725	MC Xfrmr Fire Protection 2021	LGE-131600-Mill Creek Unit 4 Misc.	Additions	107001	2021	8	150,000
0100	163725	MC Xfrmr Fire Protection 2021	LGE-131600-Mill Creek Unit 4 Misc.	Removals	108901	2021	8	50,000
0100	160679LGE	TC DCS METERING SYST UPGD-	LGE-131200-TC Unit 2 Boil	Additions	107001	2020	9	(4,043)
0100	160968	MC3 Gen Bushing & CT Replace	LGE-131500-Mill Creek Unit 3 Access	Additions	107001	2020	9	10,203
0100	160968	MC3 Gen Bushing & CT Replace	LGE-131500-Mill Creek Unit 3 Access	Removals	108901	2020	9	-
0100	163697	MC Shaker House Hoist 2020	LGE-131600-Mill Creek Unit 4 Misc.	Additions	107001	2020	12	60,000
0100	163697	MC Shaker House Hoist 2020	LGE-131600-Mill Creek Unit 4 Misc.	Removals	108901	2020	12	5,000
0100	163746	CR7 Building Improvements	LGE-134100-Cane Run 7 Structures	Additions	107001	2020	10	22,000
0100	156481	RFN-Tip Top Fence	LGE-135310- KY Elec Transmission -	Additions	107001	2020	9	88,045
0100	156481	RFN-Tip Top Fence	LGE-135310- KY Elec Transmission -	Removals	108901	2020	9	-
0100	SU-000049	PBR-Kenwood(3) 69kV BKR	LGE-135310- KY Elec Transmission -	Additions	107001	2020	9	19,041
0100	SU-000049	PBR-Kenwood(3) 69kV BKR	LGE-135310- KY Elec Transmission -	Removals	108901	2020	9	-
0100	SU-000452	POR - Ford Battery	LGE-135310- KY Elec Transmission -	Additions	107001	2020	9	543
0100	SU-000452	POR - Ford Battery	LGE-135310- KY Elec Transmission -	Removals	108901	2020	9	-
0100	163675	Hyatt House East EV Station	LGE-137101 KY Install Charging Sta	Additions	107001	2020	9	7,226
0100	163701	BOC UPS Batteries	LGE-339620-Power Op Equip - Other	Additions	107001	2020	10	23,000
0100	IT0448L	Network Access Devices-LGE19	LGE-339710- Radios and Telephone	Additions	107001	2020	9	23,591
0100	IT0448LGE	Network Access De-LGE19-DIRECT	LGE-339710- Radios and Telephone	Additions	107001	2020	9	(23,591)
0100	163702	LEO Golf Carts - 2020	LGE-139400-Tools, Shop, and Garage	Additions	107001	2020	12	31,877
0100	163755	Ford Substation XFMR	LGE-136200- KY Elect Dist Substati	Additions	107001	2020	12	13,622

0100	163755	Ford Substation XFMR	LGE-136200- KY Elect Dist Substati	Removals	108901	2020	12	3,396
0100	163686LGE	STT STORAGE SPACE LGE	LGE-339400-Tools, Shop, Garage Equi	Additions	107001	2020	11	14,665
0100	163691LGE	STT STONE RD TRNG YD LGE	LGE-339400-Tools, Shop, Garage Equi	Additions	107001	2020	11	18,784
0100	160741LGE	TC HAUL ROAD PAVING 2019-	LGE-131100-TC Unit 2 Struc	Additions	107001	2020	10	92,250
0100	160741LGE	TC HAUL ROAD PAVING 2019-	LGE-131100-TC Unit 2 Struc	Additions	107001	2020	11	97,500
0100	163695LGE	TC REACTANT PREP-SEAL WATER	LGE-131200-TC Unit 2 Boil	Additions	107001	2020	12	30,779
0100	163709	MC 3A Burner Nozzles 2021	LGE-131200-MC Unit 3 Boil	Additions	107001	2021	11	259,305
0100	163709	MC 3A Burner Nozzles 2021	LGE-131200-MC Unit 3 Boil	Removals	108901	2021	11	19,744
0100	163710	MC 3B Burner Nozzles 2021	LGE-131200-MC Unit 3 Boil	Additions	107001	2021	11	259,305
0100	163710	MC 3B Burner Nozzles 2021	LGE-131200-MC Unit 3 Boil	Removals	108901	2021	11	19,744
0100	163711	MC 3C Burner Nozzles 2021	LGE-131200-MC Unit 3 Boil	Additions	107001	2021	11	259,305
0100	163711	MC 3C Burner Nozzles 2021	LGE-131200-MC Unit 3 Boil	Removals	108901	2021	11	19,734
0100	163712	MC 3D Burner Nozzles 2021	LGE-131200-MC Unit 3 Boil	Additions	107001	2021	11	259,305
0100	163712	MC 3D Burner Nozzles 2021	LGE-131200-MC Unit 3 Boil	Removals	108901	2021	11	19,734
0100	163713	MC Landfill Closure 2021	LGE-131600-Mill Creek Unit 4 Misc.	Additions	107001	2021	12	1,496,894
0100	163718	MC 3E Recyc Pump OVERHAUL	LGE-131500-Mill Creek Unit 3 SO2 Ac	Additions	107001	2021	12	88,807
0100	163718	MC 3E Recyc Pump OVERHAUL	LGE-131500-Mill Creek Unit 3 SO2 Ac	Removals	108901	2021	12	4,936
0100	163732	TC1 RE-INSULATE BOILER#	LGE-131200-TC Unit 1 Boil	Additions	107001	2021	11	115,489
0100	163719	MC 3A Rec Pmp Overhaul	LGE-131600-Mill Creek Unit 3 Misc.	Additions	107001	2021	12	149,357
0100	163719	MC 3A Rec Pmp Overhaul	LGE-131600-Mill Creek Unit 3 Misc.	Removals	108901	2021	12	4,936
0100	163722	MC Cybersecurity 2021	LGE-131600-Mill Creek Unit 4 Misc.	Additions	107001	2021	11	50,000
0100	163756	AOC ROOF -CLINIC/WAREHOUSE	LGE-339010-Common Structures - Gene	Additions	107001	2020	12	400,034
0100	163753	Fern Valley TEP	LGE-136500-Electric Distribution -	Additions	107001	2020	12	375,000
0100	163727	MC B Clearwell Pump Ovhl 2021	LGE-131200-MC4 SO2 Boil	Additions	107001	2021	12	95,000
0100	163727	MC B Clearwell Pump Ovhl 2021	LGE-131200-MC4 SO2 Boil	Removals	108901	2021	12	5,000
0100	162227	MC DIFFUSER NON ECR	LGE-131200-MC Unit 4 Boil	Additions	107001	2020	12	31,681
0100	162677LGE	TC HYDROCYCLONE UPGrd	LGE-131200-TC Unit 2 Boil	Additions	107001	2020	12	9,785
0110	00013FACK	KUGO REPLACE SEALANT & MASONRY	KU-139010-KY Struc One Quality Bldg	Additions	107001	2020	10	1,861,803
0110	00067FACK	BOC ANNEX KU	KU-139010- KY Structures & Improv	Additions	107001	2020	9	(23,308)
0110	00067FACK	BOC ANNEX KU	KU-139010- KY Structures & Improv	Removals	108799	2020	9	102
0110	00067FACK	BOC ANNEX KU	KU-139010- KY Structures & Improv	Removals	108901	2020	9	71,595
0110	00105FACK	KUGO Floor 1, 2 Remodel KU	KU-139010- KY Structures & Improv	Additions	107001	2020	9	2,892,829
0110	00105FACK	KUGO Floor 1, 2 Remodel KU	KU-139010- KY Structures & Improv	Additions	107001	2020	10	910,484
0110	00105FACK	KUGO Floor 1, 2 Remodel KU	KU-139010- KY Structures & Improv	Additions	107001	2020	11	1,041,810
0110	00105FACK	KUGO Floor 1, 2 Remodel KU	KU-139010- KY Structures & Improv	Additions	107001	2020	12	507,730
0110	00105FACK	KUGO Floor 1, 2 Remodel KU	KU-139010- KY Structures & Improv	Additions	107001	2021	1	384,906
0110	00105FACK	KUGO Floor 1, 2 Remodel KU	KU-139010- KY Structures & Improv	Additions	107001	2021	2	267,125
0110	00105FACK	KUGO Floor 1, 2 Remodel KU	KU-139010- KY Structures & Improv	Additions	107001	2021	3	276,157
0110	00105FACK	KUGO Floor 1, 2 Remodel KU	KU-139010- KY Structures & Improv	Additions	107001	2021	4	276,157
0110	00105FACK	KUGO Floor 1, 2 Remodel KU	KU-139010- KY Structures & Improv	Additions	107001	2021	5	277,444
0110	00105FACK	KUGO Floor 1, 2 Remodel KU	KU-139010- KY Structures & Improv	Additions	107001	2021	6	426,380
0110	00105FACK	KUGO Floor 1, 2 Remodel KU	KU-139010- KY Structures & Improv	Additions	107001	2021	7	275,942
0110	00105FACK	KUGO Floor 1, 2 Remodel KU	KU-139010- KY Structures & Improv	Additions	107001	2021	8	301,869
0110	00105FACK	KUGO Floor 1, 2 Remodel KU	KU-139010- KY Structures & Improv	Additions	107001	2021	9	381,616
0110	00105FACK	KUGO Floor 1, 2 Remodel KU	KU-139010- KY Structures & Improv	Additions	107001	2021	10	506,515
0110	00105FACK	KUGO Floor 1, 2 Remodel KU	KU-139010- KY Structures & Improv	Additions	107001	2021	11	386,255
0110	00105FACK	KUGO Floor 1, 2 Remodel KU	KU-139010- KY Structures & Improv	Removals	108901	2020	9	173,032

0110	00105FACK	KUGO Floor 1, 2 Remodel KU	KU-139010- KY Structures & Improv	Removals	108901	2020	10	10,562
0110	00105FACK	KUGO Floor 1, 2 Remodel KU	KU-139010- KY Structures & Improv	Removals	108901	2020	11	10,562
0110	00105FACK	KUGO Floor 1, 2 Remodel KU	KU-139010- KY Structures & Improv	Removals	108901	2020	12	10,562
0110	131978	GH1 Reheat Pend Assy Repl	KU-131200-GH 1 Boil	Additions	107001	2021	5	9,830,481
0110	131978	GH1 Reheat Pend Assy Repl	KU-131200-GH 1 Boil	Additions	107001	2021	6	336,469
0110	131978	GH1 Reheat Pend Assy Repl	KU-131200-GH 1 Boil	Removals	108901	2021	5	2,331,140
0110	133615KU	TC KU PLT ENG/MTR RWNDS	KU-131600-TC 2 Misc Power Plant Equ	Additions	107001	2021	9	137,381
0110	134256	DSP VERSAILLES SUB	KU-135500- KY Poles	Additions	107001	2020	12	1,094,874
0110	134256	DSP VERSAILLES SUB	KU-135500- KY Poles	Removals	108901	2020	12	95,146
0110	136480KU	GS GE Test Equip Pool KU	KU-131600-SL Misc Power Plant Equi	Additions	107001	2021	1	18,916
0110	136480KU	GS GE Test Equip Pool KU	KU-131600-SL Misc Power Plant Equi	Additions	107001	2021	2	18,916
0110	136480KU	GS GE Test Equip Pool KU	KU-131600-SL Misc Power Plant Equi	Additions	107001	2021	3	18,916
0110	136480KU	GS GE Test Equip Pool KU	KU-131600-SL Misc Power Plant Equi	Additions	107001	2021	4	18,916
0110	136480KU	GS GE Test Equip Pool KU	KU-131600-SL Misc Power Plant Equi	Additions	107001	2021	5	18,916
0110	136480KU	GS GE Test Equip Pool KU	KU-131600-SL Misc Power Plant Equi	Additions	107001	2021	6	18,916
0110	136480KU	GS GE Test Equip Pool KU	KU-131600-SL Misc Power Plant Equi	Additions	107001	2021	7	18,916
0110	136480KU	GS GE Test Equip Pool KU	KU-131600-SL Misc Power Plant Equi	Additions	107001	2021	8	18,916
0110	136480KU	GS GE Test Equip Pool KU	KU-131600-SL Misc Power Plant Equi	Additions	107001	2021	9	18,916
0110	136480KU	GS GE Test Equip Pool KU	KU-131600-SL Misc Power Plant Equi	Additions	107001	2021	10	18,916
0110	136480KU	GS GE Test Equip Pool KU	KU-131600-SL Misc Power Plant Equi	Additions	107001	2021	11	18,916
0110	136480KU	GS GE Test Equip Pool KU	KU-131600-SL Misc Power Plant Equi	Additions	107001	2021	12	18,916
0110	136480KU	GS GE Test Equip Pool KU	KU-131600-SL Misc Power Plant Equi	Additions	107001	2022	1	7,588
0110	136480KU	GS GE Test Equip Pool KU	KU-131600-SL Misc Power Plant Equi	Additions	107001	2022	2	7,588
0110	136480KU	GS GE Test Equip Pool KU	KU-131600-SL Misc Power Plant Equi	Additions	107001	2022	3	7,588
0110	136480KU	GS GE Test Equip Pool KU	KU-131600-SL Misc Power Plant Equi	Additions	107001	2022	4	7,588
0110	136480KU	GS GE Test Equip Pool KU	KU-131600-SL Misc Power Plant Equi	Additions	107001	2022	5	7,588
0110	136480KU	GS GE Test Equip Pool KU	KU-131600-SL Misc Power Plant Equi	Additions	107001	2022	6	7,588
0110	137244	GH4 Upper Econ Repl	KU-131200-GH 4 Boil	Removals	108901	2020	9	534,137
0110	137474	GH4 Primary SH Repl	KU-131200-GH 4 Boil	Removals	108901	2020	9	526,998
0110	138168	DSP PAYNES MILL SUB PROJ	KU-136200- KY Station Equipment	Additions	107001	2020	12	5,115,628
0110	139696	LEX UNDRGD-PHASE 1	KU-135800- KY Undergrd Conductors a	Additions	107001	2020	9	-
0110	139696	LEX UNDRGD-PHASE 1	KU-135800- KY Undergrd Conductors a	Removals	108901	2020	9	71,851
0110	140199	GH4 Furnace Wall Metal Overlay	KU-131200-GH 4 Boil	Removals	108901	2020	9	243,912
0110	144108	TEP-9.0MVA,69kVCap-Paint Lick	KU-135310- KY Station Equip -Non Sy	Additions	107001	2020	9	834
0110	144108	TEP-9.0MVA,69kVCap-Paint Lick	KU-135310- KY Station Equip -Non Sy	Additions	107001	2020	12	10,820
0110	144108	TEP-9.0MVA,69kVCap-Paint Lick	KU-135310- KY Station Equip -Non Sy	Removals	108901	2020	9	63,423
0110	144116	Lynch Control House	KU-135310- KY Station Equip -Non Sy	Additions	107001	2021	8	6,001,576
0110	144116	Lynch Control House	KU-135310- KY Station Equip -Non Sy	Removals	108901	2021	8	171,848
0110	144312	GH1 SH Pendant Platens	KU-131200-GH 1 Boil	Additions	107001	2021	4	4,034,636
0110	144312	GH1 SH Pendant Platens	KU-131200-GH 1 Boil	Additions	107001	2021	5	125,926
0110	144312	GH1 SH Pendant Platens	KU-131200-GH 1 Boil	Removals	108901	2021	4	613,512
0110	144365	GH CCR Pipe Conveyor Belt	KU-131200-GH 4 Boil	Additions	107001	2020	9	2,703,792
0110	144365	GH CCR Pipe Conveyor Belt	KU-131200-GH 4 Boil	Additions	107001	2020	11	564,261
0110	144365	GH CCR Pipe Conveyor Belt	KU-131200-GH 4 Boil	Removals	108901	2020	9	91,260
0110	144365	GH CCR Pipe Conveyor Belt	KU-131200-GH 4 Boil	Removals	108901	2020	11	18,786
0110	144503KU	GS CDM GMD Protection KU	KU-131600-SL Misc Power Plant Equi	Additions	107001	2020	12	5,149
0110	144503KU	GS CDM GMD Protection KU	KU-131600-SL Misc Power Plant Equi	Additions	107001	2022	1	3,705

0110	144503KU	GS CDM GMD Protection KU	KU-131600-SL Misc Power Plant Equi	Additions	107001	2022	2	3,088
0110	144503KU	GS CDM GMD Protection KU	KU-131600-SL Misc Power Plant Equi	Additions	107001	2022	3	3,088
0110	144503KU	GS CDM GMD Protection KU	KU-131600-SL Misc Power Plant Equi	Additions	107001	2022	4	3,088
0110	144503KU	GS CDM GMD Protection KU	KU-131600-SL Misc Power Plant Equi	Additions	107001	2022	5	3,088
0110	144503KU	GS CDM GMD Protection KU	KU-131600-SL Misc Power Plant Equi	Additions	107001	2022	6	3,088
0110	144541	BRCT Gas Pipeline Relocation	KU-134200-EWB 9PL Fuel Holders, Pr	Additions	107001	2020	11	20,347,850
0110	144541	BRCT Gas Pipeline Relocation	KU-134200-EWB 9PL Fuel Holders, Pr	Additions	107001	2020	12	49,907
0110	144659	Pineville Demo	KU-131200-PI 3 Boiler Plant Equipm	Removals	108901	2020	9	271,964
0110	144659	Pineville Demo	KU-131200-PI 3 Boiler Plant Equipm	Removals	108901	2020	10	(134,624)
0110	144660	Tyrone Demo	KU-131200-TY 3 Boil	Removals	108901	2020	9	349,449
0110	144660	Tyrone Demo	KU-131200-TY 3 Boil	Removals	108901	2020	10	(33,571)
0110	145405	Adv Meter Sys KU 2015	KU-139720- DSM Equipment	Additions	107001	2020	9	(37,197)
0110	145405	Adv Meter Sys KU 2015	KU-139720- DSM Equipment	Additions	107001	2020	10	1,803
0110	145405	Adv Meter Sys KU 2015	KU-139720- DSM Equipment	Additions	107001	2020	11	2,707
0110	145405	Adv Meter Sys KU 2015	KU-139720- DSM Equipment	Additions	107001	2020	12	1,091
0110	145405	Adv Meter Sys KU 2015	KU-139720- DSM Equipment	Additions	107001	2021	1	5,292
0110	145405	Adv Meter Sys KU 2015	KU-139720- DSM Equipment	Additions	107001	2021	2	5,292
0110	145405	Adv Meter Sys KU 2015	KU-139720- DSM Equipment	Additions	107001	2021	3	5,292
0110	145405	Adv Meter Sys KU 2015	KU-139720- DSM Equipment	Additions	107001	2021	4	5,292
0110	145405	Adv Meter Sys KU 2015	KU-139720- DSM Equipment	Additions	107001	2021	5	5,292
0110	145405	Adv Meter Sys KU 2015	KU-139720- DSM Equipment	Additions	107001	2021	6	5,292
0110	145405	Adv Meter Sys KU 2015	KU-139720- DSM Equipment	Additions	107001	2021	7	5,292
0110	145405	Adv Meter Sys KU 2015	KU-139720- DSM Equipment	Additions	107001	2021	8	5,292
0110	145405	Adv Meter Sys KU 2015	KU-139720- DSM Equipment	Additions	107001	2021	9	5,292
0110	145405	Adv Meter Sys KU 2015	KU-139720- DSM Equipment	Additions	107001	2021	10	5,292
0110	145405	Adv Meter Sys KU 2015	KU-139720- DSM Equipment	Additions	107001	2021	11	5,292
0110	145405	Adv Meter Sys KU 2015	KU-139720- DSM Equipment	Additions	107001	2021	12	5,292
0110	145405	Adv Meter Sys KU 2015	KU-139720- DSM Equipment	Additions	107001	2022	1	5,583
0110	145405	Adv Meter Sys KU 2015	KU-139720- DSM Equipment	Additions	107001	2022	2	5,583
0110	145405	Adv Meter Sys KU 2015	KU-139720- DSM Equipment	Additions	107001	2022	3	5,583
0110	145405	Adv Meter Sys KU 2015	KU-139720- DSM Equipment	Additions	107001	2022	4	5,583
0110	145405	Adv Meter Sys KU 2015	KU-139720- DSM Equipment	Additions	107001	2022	5	5,583
0110	145405	Adv Meter Sys KU 2015	KU-139720- DSM Equipment	Additions	107001	2022	6	5,583
0110	145803	TEP-CR-CLAY VLG TP-SHBVLL E	KU-135500- KY Poles	Additions	107001	2020	9	(35,539)
0110	145803	TEP-CR-CLAY VLG TP-SHBVLL E	KU-135500- KY Poles	Removals	108901	2020	9	76,706
0110	146434	DX Dam Parapet Wall	KU-133200-DD Reservoirs, Dams, and	Additions	107001	2021	11	6,387,522
0110	147343	GH1 Econ Inlet Header Repl	KU-131200-GH 1 Boil	Removals	108901	2020	9	438,190
0110	147502	REL Bens Branch Switch	KU-135500- VA Poles and Fixtures	Additions	107001	2020	11	344,838
0110	147502	REL Bens Branch Switch	KU-135500- VA Poles and Fixtures	Removals	108901	2020	11	7,512
0110	147734	FULL UPGRD EMS SWARE-KU-2020	KU-130300-Misc Intangible Plant	Additions	107001	2020	11	353,038
0110	148006	BR3 BFPT Electronic Ovspd Cntr	KU-131200-EWB 3 Boil	Additions	107001	2020	10	318,443
0110	148006	BR3 BFPT Electronic Ovspd Cntr	KU-131200-EWB 3 Boil	Additions	107001	2020	11	50,210
0110	148823	Earlington No-GRS 69kV Rbld	KU-135500- KY Poles	Additions	107001	2020	10	21,853,471
0110	148823	Earlington No-GRS 69kV Rbld	KU-135500- KY Poles	Removals	108901	2020	10	775,178
0110	148854	SR Morganfield-Nebo 69kV	KU-135600-KY OH Cond	Additions	107001	2021	6	4,739,915
0110	148854	SR Morganfield-Nebo 69kV	KU-135600-KY OH Cond	Removals	108901	2021	6	475,549
0110	151121	TC CCRT G KU	KU-131200-TC 2 Boil ECR 2009 P32	Additions	107001	2020	9	660,183

0110	151122	TC CCRT TRANS KU	KU-131200-TC 2 Boil ECR 2009 P32	Additions	107001	2020	9	871,921
0110	151122	TC CCRT TRANS KU	KU-131200-TC 2 Boil ECR 2009 P32	Additions	107001	2020	10	848
0110	151123	TC CCRT LANDFILL KU	KU-131200-TC 2 Boil ECR 2009 P32	Additions	107001	2021	10	47,072,342
0110	151123	TC CCRT LANDFILL KU	KU-131200-TC 2 Boil ECR 2009 P32	Removals	108799	2021	10	(1,392)
0110	151123	TC CCRT LANDFILL KU	KU-131200-TC 2 Boil ECR 2009 P32	Removals	108901	2021	10	1,392
0110	151488	SCM2019 DAN REPL LEGACY BRKR	KU-136200- KY Station Equipment	Additions	107001	2020	12	(1,735)
0110	151488	SCM2019 DAN REPL LEGACY BRKR	KU-136200- KY Station Equipment	Removals	108901	2020	9	14,405
0110	151491	SCM2019 KU LEGACY RELAY REPL	KU-136200- KY Station Equipment	Additions	107001	2020	9	10,000
0110	151491	SCM2019 KU LEGACY RELAY REPL	KU-136200- KY Station Equipment	Additions	107001	2020	10	8,257
0110	151492	SCM2019 LEX REPL SUB BATTERY	KU-136200- KY Station Equipment	Additions	107001	2020	12	(152)
0110	151494	SCM2019 LEX REPL LEGACY BRKR	KU-136200- KY Station Equipment	Additions	107001	2020	12	(716)
0110	151494	SCM2019 LEX REPL LEGACY BRKR	KU-136200- KY Station Equipment	Removals	108901	2020	9	35,968
0110	151503	SCM2019 PINE REPL LEGACY BRKR	KU-136200- KY Station Equipment	Additions	107001	2020	12	(1,568)
0110	151503	SCM2019 PINE REPL LEGACY BRKR	KU-136200- KY Station Equipment	Removals	108901	2020	9	33,217
0110	151504	SCM2019 KU REPL LTC/REG CNTRL	KU-136200- KY Station Equipment	Additions	107001	2020	9	4,471
0110	151504	SCM2019 KU REPL LTC/REG CNTRL	KU-136200- KY Station Equipment	Additions	107001	2020	12	(451)
0110	151504	SCM2019 KU REPL LTC/REG CNTRL	KU-136200- KY Station Equipment	Removals	108901	2020	9	8,319
0110	151510	SCM2019 DAN SUB BLD & GRNDS	KU-136200- KY Station Equipment	Additions	107001	2020	12	404
0110	151511	SCM2019 EARL FAILED BRKR/RECL	KU-136200- KY Station Equipment	Additions	107001	2020	12	(51)
0110	151511	SCM2019 EARL FAILED BRKR/RECL	KU-136200- KY Station Equipment	Removals	108901	2020	9	2,777
0110	151512	SCM2019 EARL MISC CAPITAL SUB	KU-136200- KY Station Equipment	Removals	108901	2020	9	3,155
0110	151519	SCM2019 KU OIL CONTAINMENT UPG	KU-136200- KY Station Equipment	Additions	107001	2020	12	660
0110	151519	SCM2019 KU OIL CONTAINMENT UPG	KU-136200- KY Station Equipment	Removals	108901	2020	9	2,984
0110	151522	SCM2019 LEX MISC CAPITAL SUB	KU-136200- KY Station Equipment	Additions	107001	2020	9	6,995
0110	151522	SCM2019 LEX MISC CAPITAL SUB	KU-136200- KY Station Equipment	Additions	107001	2020	12	(190)
0110	151522	SCM2019 LEX MISC CAPITAL SUB	KU-136200- KY Station Equipment	Removals	108901	2020	9	29,053
0110	151524	SCM2019 LEX REPL BREAKERS	KU-136200- KY Station Equipment	Additions	107001	2020	12	(321)
0110	151524	SCM2019 LEX REPL BREAKERS	KU-136200- KY Station Equipment	Removals	108901	2020	9	30,121
0110	151525	SCM2019 LEX REPL BUSHINGS	KU-136200- KY Station Equipment	Additions	107001	2020	9	5,174
0110	151525	SCM2019 LEX REPL BUSHINGS	KU-136200- KY Station Equipment	Additions	107001	2020	12	72
0110	151525	SCM2019 LEX REPL BUSHINGS	KU-136200- KY Station Equipment	Removals	108901	2020	9	52,824
0110	151526	SCM2019 LEX REPL REGULATORS	KU-136200- KY Station Equipment	Additions	107001	2020	12	(324)
0110	151526	SCM2019 LEX REPL REGULATORS	KU-136200- KY Station Equipment	Removals	108901	2020	9	6,416
0110	151528	SCM2019 LEX SUB BLDG & GND	KU-136100- KY Struct and Improv	Additions	107001	2020	12	(1,699)
0110	151539	SCM2019 PINE FAILED BRKR/RECL	KU-136200- KY Station Equipment	Additions	107001	2020	12	(2,612)
0110	151539	SCM2019 PINE FAILED BRKR/RECL	KU-136200- KY Station Equipment	Removals	108901	2020	9	13,471
0110	151545	2019 KU TRANSFORMER REWIND	KU-136200- KY Station Equipment	Additions	107001	2020	12	142,164
0110	151545	2019 KU TRANSFORMER REWIND	KU-136200- KY Station Equipment	Additions	107001	2021	6	638,780
0110	151545	2019 KU TRANSFORMER REWIND	KU-136200- KY Station Equipment	Additions	107001	2021	12	836,332
0110	151545	2019 KU TRANSFORMER REWIND	KU-136200- KY Station Equipment	Additions	107001	2022	6	698,432
0110	151545	2019 KU TRANSFORMER REWIND	KU-136200- KY Station Equipment	Removals	108901	2021	6	78,820
0110	151545	2019 KU TRANSFORMER REWIND	KU-136200- KY Station Equipment	Removals	108901	2021	12	79,068
0110	151545	2019 KU TRANSFORMER REWIND	KU-136200- KY Station Equipment	Removals	108901	2022	6	78,820
0110	151992	BR3 SCR Catalyst - Middle	KU-131200-EWB 3 Boil ECR 2009	Additions	107001	2020	9	152,806
0110	151992	BR3 SCR Catalyst - Middle	KU-131200-EWB 3 Boil ECR 2009	Removals	108901	2020	9	81,792
0110	152055 KU	CR7 T3K Hardware Refresh KU	KU-134300-Cane Run 7 Prime Movers	Removals	108901	2020	9	-
0110	152377	BR Process Water	KU-131200-EWB 3 Boil ECR 2016 NT	Additions	107001	2020	9	202,687

0110	152379	GH Process Water	KU-131200-GH 4 Boil ECR 2016 NT	Additions	107001	2020	9	2,654,477
0110	152379	GH Process Water	KU-131200-GH 4 Boil ECR 2016 NT	Additions	107001	2020	10	1,050,000
0110	152379	GH Process Water	KU-131200-GH 4 Boil ECR 2016 NT	Additions	107001	2020	11	1,050,000
0110	152379	GH Process Water	KU-131200-GH 4 Boil ECR 2016 NT	Additions	107001	2020	12	1,657,690
0110	152379	GH Process Water	KU-131200-GH 4 Boil ECR 2016 NT	Additions	107001	2021	1	1,050,000
0110	152379	GH Process Water	KU-131200-GH 4 Boil ECR 2016 NT	Additions	107001	2021	2	1,550,000
0110	152379	GH Process Water	KU-131200-GH 4 Boil ECR 2016 NT	Additions	107001	2021	3	1,550,000
0110	152379	GH Process Water	KU-131200-GH 4 Boil ECR 2016 NT	Additions	107001	2021	4	1,550,000
0110	152379	GH Process Water	KU-131200-GH 4 Boil ECR 2016 NT	Additions	107001	2021	5	550,000
0110	152379	GH Process Water	KU-131200-GH 4 Boil ECR 2016 NT	Additions	107001	2021	6	1,050,000
0110	152379	GH Process Water	KU-131200-GH 4 Boil ECR 2016 NT	Additions	107001	2021	7	1,000,000
0110	152379	GH Process Water	KU-131200-GH 4 Boil ECR 2016 NT	Additions	107001	2021	12	(2,000,000)
0110	152385	TC KU Process Water	KU-131200-TC 2 Boil ECR 2016 NT	Additions	107001	2020	9	892,921
0110	152385	TC KU Process Water	KU-131200-TC 2 Boil ECR 2016 NT	Additions	107001	2020	10	10,456
0110	152385	TC KU Process Water	KU-131200-TC 2 Boil ECR 2016 NT	Removals	108901	2020	9	3,970
0110	152706	CR Farmers-Spencer Road	KU-135600-KY OH Cond	Additions	107001	2021	6	12,271,723
0110	152706	CR Farmers-Spencer Road	KU-135600-KY OH Cond	Removals	108901	2021	6	1,087,567
0110	152820	DSP Viley 2 Dist	KU-136500- KY Overhead Conductor	Additions	107001	2020	9	1,434,080
0110	152820	DSP Viley 2 Dist	KU-136500- KY Overhead Conductor	Additions	107001	2020	12	(9,057)
0110	152820	DSP Viley 2 Dist	KU-136500- KY Overhead Conductor	Removals	108901	2020	9	69,030
0110	152886	URD Cable KU 2019	KU-136400-KY Poles, Towers, and Fix	Additions	107001	2020	9	560,304
0110	152886	URD Cable KU 2019	KU-136400-KY Poles, Towers, and Fix	Additions	107001	2020	12	(4,755)
0110	152898	BR CCR Rule New Construction	KU-131200-EWB 3 Boil ECR 2016 NT	Additions	107001	2020	11	12,375,473
0110	152899	GH CCR Rule New Construction	KU-131200-GH 4 Boil ECR 2016 NT	Additions	107001	2021	12	51,725,163
0110	152904	GH Misc Safety/ERT	KU-131600-GH 4 Misc Power Plant Eq	Additions	107001	2021	6	30,642
0110	153047KU	TC2 KU FINAL SH REP	KU-131200-TC 2 Boil	Additions	107001	2020	11	296,441
0110	153070KU	TC CT KU PEEC BATTERIES	KU-134500-TC 5 Accessory Electric	Additions	107001	2020	10	40,000
0110	153070KU	TC CT KU PEEC BATTERIES	KU-134500-TC 5 Accessory Electric	Additions	107001	2020	11	112,617
0110	153080KU	TC2 SCR CATALYST L1 NEW	KU-131200-TC 2 Boil	Additions	107001	2020	11	1,320,476
0110	153263	GREEN RIVER DEMO	KU-131200-GR 4 Boil	Removals	108799	2020	9	(865,155)
0110	153263	GREEN RIVER DEMO	KU-131200-GR 4 Boil	Removals	108901	2020	9	900,239
0110	154051	PAR-American Ave GG Rpl	KU-135310- KY Station Equip -Non Sy	Removals	108901	2020	9	98,457
0110	154093	Distribution Auto KU 2017	KU-136100- KY Struct and Improv	Additions	107001	2020	9	1,301,228
0110	154093	Distribution Auto KU 2017	KU-136100- KY Struct and Improv	Additions	107001	2020	10	1,152,067
0110	154093	Distribution Auto KU 2017	KU-136100- KY Struct and Improv	Additions	107001	2020	11	737,873
0110	154093	Distribution Auto KU 2017	KU-136100- KY Struct and Improv	Additions	107001	2020	12	(47,933)
0110	154093	Distribution Auto KU 2017	KU-136100- KY Struct and Improv	Additions	107001	2021	1	456,048
0110	154093	Distribution Auto KU 2017	KU-136100- KY Struct and Improv	Additions	107001	2021	2	444,786
0110	154093	Distribution Auto KU 2017	KU-136100- KY Struct and Improv	Additions	107001	2021	3	422,662
0110	154093	Distribution Auto KU 2017	KU-136100- KY Struct and Improv	Additions	107001	2021	4	422,262
0110	154093	Distribution Auto KU 2017	KU-136100- KY Struct and Improv	Additions	107001	2021	5	422,262
0110	154093	Distribution Auto KU 2017	KU-136100- KY Struct and Improv	Additions	107001	2021	6	422,262
0110	154093	Distribution Auto KU 2017	KU-136100- KY Struct and Improv	Additions	107001	2021	7	422,263
0110	154093	Distribution Auto KU 2017	KU-136100- KY Struct and Improv	Additions	107001	2021	8	(33,339)
0110	154093	Distribution Auto KU 2017	KU-136100- KY Struct and Improv	Additions	107001	2021	9	(33,339)
0110	154093	Distribution Auto KU 2017	KU-136100- KY Struct and Improv	Additions	107001	2021	10	(33,339)
0110	154093	Distribution Auto KU 2017	KU-136100- KY Struct and Improv	Additions	107001	2021	11	(33,339)

0110	154093	Distribution Auto KU 2017	KU-136100- KY Struct and Improv	Additions	107001	2021	12	(33,339)
0110	154093	Distribution Auto KU 2017	KU-136100- KY Struct and Improv	Removals	108901	2020	9	8,804
0110	154093	Distribution Auto KU 2017	KU-136100- KY Struct and Improv	Removals	108901	2020	10	47,933
0110	154093	Distribution Auto KU 2017	KU-136100- KY Struct and Improv	Removals	108901	2020	11	47,933
0110	154093	Distribution Auto KU 2017	KU-136100- KY Struct and Improv	Removals	108901	2020	12	47,933
0110	154096	IT Distribution Automation KU	KU-130300-Misc Intangible Plant	Additions	107001	2020	9	6,737,920
0110	154096	IT Distribution Automation KU	KU-130300-Misc Intangible Plant	Additions	107001	2020	10	31,816
0110	154096	IT Distribution Automation KU	KU-130300-Misc Intangible Plant	Additions	107001	2020	11	109,043
0110	154096	IT Distribution Automation KU	KU-130300-Misc Intangible Plant	Additions	107001	2020	12	85,141
0110	154118	KU Barton Sub Expansion	KU-136200- KY Station Equipment	Additions	107001	2020	9	54,749
0110	154118	KU Barton Sub Expansion	KU-136200- KY Station Equipment	Additions	107001	2020	10	413
0110	154118	KU Barton Sub Expansion	KU-136200- KY Station Equipment	Additions	107001	2020	11	8,000
0110	154118	KU Barton Sub Expansion	KU-136200- KY Station Equipment	Additions	107001	2020	12	31,890
0110	154118	KU Barton Sub Expansion	KU-136200- KY Station Equipment	Removals	108901	2020	9	28
0110	154216	DSP Lonesome Pine-ROW	KU-135020- VA Land	Additions	107001	2020	12	241,003
0110	154504	Barton Distillery Ckt Work	KU-136500- KY Overhead Conductor	Additions	107001	2020	9	199,936
0110	154504	Barton Distillery Ckt Work	KU-136500- KY Overhead Conductor	Removals	108901	2020	9	2,847
0110	154511	DSP Barton Sub	KU-135500- KY Poles	Additions	107001	2020	9	18,727
0110	154511	DSP Barton Sub	KU-135500- KY Poles	Removals	108901	2020	9	(3,888)
0110	154885	GH 3-1 LPSW Strainer Repl	KU-131200-GH 3 Boil	Additions	107001	2020	9	343,946
0110	154885	GH 3-1 LPSW Strainer Repl	KU-131200-GH 3 Boil	Additions	107001	2020	10	8,360
0110	154885	GH 3-1 LPSW Strainer Repl	KU-131200-GH 3 Boil	Removals	108901	2020	9	13,813
0110	154989	GH1 Waterwall panel repl 2020	KU-131200-GH 1 Boil	Removals	108901	2020	9	258,537
0110	155017	GH4 Vertical RH Repl	KU-131200-GH 4 Boil	Removals	108901	2020	9	485,383
0110	155443KU	TC F COAL CONV GALLERY REBLD	KU-131200-TC 2 Boil	Additions	107001	2020	9	1,702,411
0110	155443KU	TC F COAL CONV GALLERY REBLD	KU-131200-TC 2 Boil	Additions	107001	2020	10	210,415
0110	155443KU	TC F COAL CONV GALLERY REBLD	KU-131200-TC 2 Boil	Additions	107001	2020	11	27,395
0110	155443KU	TC F COAL CONV GALLERY REBLD	KU-131200-TC 2 Boil	Additions	107001	2020	12	22,577
0110	155443KU	TC F COAL CONV GALLERY REBLD	KU-131200-TC 2 Boil	Removals	108901	2020	9	442,310
0110	155530	MV-90 DAILY READ KU	KU-137000- KY Meters	Additions	107001	2020	10	1,032,825
0110	155975	KU SCADA 2018-2021	KU-136200- KY Station Equipment	Additions	107001	2020	9	(70,936)
0110	155975	KU SCADA 2018-2021	KU-136200- KY Station Equipment	Additions	107001	2020	10	(57,214)
0110	155975	KU SCADA 2018-2021	KU-136200- KY Station Equipment	Additions	107001	2020	11	(57,214)
0110	155975	KU SCADA 2018-2021	KU-136200- KY Station Equipment	Additions	107001	2020	12	(20,214)
0110	155975	KU SCADA 2018-2021	KU-136200- KY Station Equipment	Additions	107001	2021	1	272,517
0110	155975	KU SCADA 2018-2021	KU-136200- KY Station Equipment	Additions	107001	2021	2	289,532
0110	155975	KU SCADA 2018-2021	KU-136200- KY Station Equipment	Additions	107001	2021	3	713,511
0110	155975	KU SCADA 2018-2021	KU-136200- KY Station Equipment	Additions	107001	2021	4	232,063
0110	155975	KU SCADA 2018-2021	KU-136200- KY Station Equipment	Additions	107001	2021	5	242,856
0110	155975	KU SCADA 2018-2021	KU-136200- KY Station Equipment	Additions	107001	2021	6	967,920
0110	155975	KU SCADA 2018-2021	KU-136200- KY Station Equipment	Additions	107001	2021	7	225,226
0110	155975	KU SCADA 2018-2021	KU-136200- KY Station Equipment	Additions	107001	2021	8	315,844
0110	155975	KU SCADA 2018-2021	KU-136200- KY Station Equipment	Additions	107001	2021	9	1,096,630
0110	155975	KU SCADA 2018-2021	KU-136200- KY Station Equipment	Additions	107001	2021	10	236,845
0110	155975	KU SCADA 2018-2021	KU-136200- KY Station Equipment	Additions	107001	2021	11	259,416
0110	155975	KU SCADA 2018-2021	KU-136200- KY Station Equipment	Additions	107001	2021	12	232,591
0110	155975	KU SCADA 2018-2021	KU-136200- KY Station Equipment	Removals	108901	2020	9	1,886,563

0110	155975	KU SCADA 2018-2021	KU-136200- KY Station Equipment	Removals	108901	2020	10	67,214
0110	155975	KU SCADA 2018-2021	KU-136200- KY Station Equipment	Removals	108901	2020	11	67,214
0110	155975	KU SCADA 2018-2021	KU-136200- KY Station Equipment	Removals	108901	2020	12	67,214
0110	156027 KU	ST L-O BLADES KU	KU-134300-Cane Run 7 Prime Movers	Additions	107001	2020	12	(7,086)
0110	156027 KU	ST L-O BLADES KU	KU-134300-Cane Run 7 Prime Movers	Removals	108901	2020	9	578,002
0110	156027 KU	ST L-O BLADES KU	KU-134300-Cane Run 7 Prime Movers	Removals	108901	2020	12	(1,410)
0110	156176	BRCT TN Gas PL Overpres Prot	KU-134200-EWB 9PL Fuel Holders, Pr	Additions	107001	2020	9	239,873
0110	156250	2018 Ckt Hard - Rogers Gap 451	KU-136500- KY Overhead Conductor	Additions	107001	2020	12	(12,522)
0110	156250	2018 Ckt Hard - Rogers Gap 451	KU-136500- KY Overhead Conductor	Removals	108901	2020	9	80,912
0110	156330	KU Enhanced Wildlife	KU-136200- KY Station Equipment	Additions	107001	2020	9	7,670
0110	156330	KU Enhanced Wildlife	KU-136200- KY Station Equipment	Additions	107001	2021	3	299,870
0110	156330	KU Enhanced Wildlife	KU-136200- KY Station Equipment	Additions	107001	2021	4	305,500
0110	156330	KU Enhanced Wildlife	KU-136200- KY Station Equipment	Additions	107001	2021	5	305,500
0110	156330	KU Enhanced Wildlife	KU-136200- KY Station Equipment	Additions	107001	2021	6	332,088
0110	156330	KU Enhanced Wildlife	KU-136200- KY Station Equipment	Additions	107001	2021	7	81,861
0110	156330	KU Enhanced Wildlife	KU-136200- KY Station Equipment	Additions	107001	2021	8	77,883
0110	156330	KU Enhanced Wildlife	KU-136200- KY Station Equipment	Additions	107001	2021	9	74,045
0110	156330	KU Enhanced Wildlife	KU-136200- KY Station Equipment	Additions	107001	2021	10	72,253
0110	156330	KU Enhanced Wildlife	KU-136200- KY Station Equipment	Additions	107001	2021	11	72,253
0110	156330	KU Enhanced Wildlife	KU-136200- KY Station Equipment	Additions	107001	2021	12	78,748
0110	156381	Lex UG Vine to Race	KU-136700- KY Undergrnd Conductors	Additions	107001	2020	9	1,177,637
0110	156381	Lex UG Vine to Race	KU-136700- KY Undergrnd Conductors	Additions	107001	2020	12	(1,425)
0110	156381	Lex UG Vine to Race	KU-136700- KY Undergrnd Conductors	Removals	108901	2020	9	16,153
0110	156593	GH1&2 Control Room Chiller Rpl	KU-131100-GH 1 Struc	Removals	108901	2020	9	43,801
0110	156597	GH Old Admin Building AHU Repl	KU-131100-GH 4 Struc	Additions	107001	2020	9	701,951
0110	156597	GH Old Admin Building AHU Repl	KU-131100-GH 4 Struc	Removals	108901	2020	9	21,772
0110	156629	GH4 AH Basket Repl 2020	KU-131200-GH 4 Boil	Removals	108901	2020	9	160,973
0110	156689	PR Earlington NO-G River	KU-135500- KY Poles	Additions	107001	2021	6	6,387,362
0110	156689	PR Earlington NO-G River	KU-135500- KY Poles	Removals	108901	2021	6	195,788
0110	156692	PR Earlington N-Rumsey-GRS	KU-135500- KY Poles	Additions	107001	2020	10	477,150
0110	156692	PR Earlington N-Rumsey-GRS	KU-135500- KY Poles	Removals	108901	2020	10	13,001
0110	156853KU	TC2 ID FAN SEALING AIR FLOW	KU-131200-TC 2 Boil	Additions	107001	2020	10	58,597
0110	157315	DSP N1DT Wilson Downing	KU-135500- KY Poles	Additions	107001	2020	10	28,831
0110	157315	DSP N1DT Wilson Downing	KU-135500- KY Poles	Removals	108901	2020	10	2,155
0110	157577	SIO-SUB OIL BREAKERS KU	KU-136200- KY Station Equipment	Additions	107001	2020	9	38,059
0110	157577	SIO-SUB OIL BREAKERS KU	KU-136200- KY Station Equipment	Additions	107001	2020	12	(19,587)
0110	157577	SIO-SUB OIL BREAKERS KU	KU-136200- KY Station Equipment	Additions	107001	2021	1	25,924
0110	157577	SIO-SUB OIL BREAKERS KU	KU-136200- KY Station Equipment	Additions	107001	2021	2	40,002
0110	157577	SIO-SUB OIL BREAKERS KU	KU-136200- KY Station Equipment	Additions	107001	2021	3	5,287
0110	157577	SIO-SUB OIL BREAKERS KU	KU-136200- KY Station Equipment	Additions	107001	2021	4	5,705
0110	157577	SIO-SUB OIL BREAKERS KU	KU-136200- KY Station Equipment	Additions	107001	2021	5	4,084
0110	157577	SIO-SUB OIL BREAKERS KU	KU-136200- KY Station Equipment	Additions	107001	2021	6	576,518
0110	157577	SIO-SUB OIL BREAKERS KU	KU-136200- KY Station Equipment	Additions	107001	2021	7	4,868
0110	157577	SIO-SUB OIL BREAKERS KU	KU-136200- KY Station Equipment	Additions	107001	2021	8	62,666
0110	157577	SIO-SUB OIL BREAKERS KU	KU-136200- KY Station Equipment	Additions	107001	2021	9	10,044
0110	157577	SIO-SUB OIL BREAKERS KU	KU-136200- KY Station Equipment	Additions	107001	2021	10	4,529
0110	157577	SIO-SUB OIL BREAKERS KU	KU-136200- KY Station Equipment	Additions	107001	2021	11	7,927

0110	157577	SIO-SUB OIL BREAKERS KU	KU-136200- KY Station Equipment	Additions	107001	2021	12	5,446
0110	157577	SIO-SUB OIL BREAKERS KU	KU-136200- KY Station Equipment	Additions	107001	2022	4	190,574
0110	157577	SIO-SUB OIL BREAKERS KU	KU-136200- KY Station Equipment	Additions	107001	2022	5	54,071
0110	157577	SIO-SUB OIL BREAKERS KU	KU-136200- KY Station Equipment	Additions	107001	2022	6	54,071
0110	157577	SIO-SUB OIL BREAKERS KU	KU-136200- KY Station Equipment	Removals	108901	2020	9	61,925
0110	157579	SIO-RELAY REPLACEMENT KU	KU-136200- KY Station Equipment	Additions	107001	2020	12	614,808
0110	157579	SIO-RELAY REPLACEMENT KU	KU-136200- KY Station Equipment	Additions	107001	2021	1	36,532
0110	157579	SIO-RELAY REPLACEMENT KU	KU-136200- KY Station Equipment	Additions	107001	2021	2	35,983
0110	157579	SIO-RELAY REPLACEMENT KU	KU-136200- KY Station Equipment	Additions	107001	2021	3	46,298
0110	157579	SIO-RELAY REPLACEMENT KU	KU-136200- KY Station Equipment	Additions	107001	2021	4	39,367
0110	157579	SIO-RELAY REPLACEMENT KU	KU-136200- KY Station Equipment	Additions	107001	2021	5	8,502
0110	157579	SIO-RELAY REPLACEMENT KU	KU-136200- KY Station Equipment	Additions	107001	2021	6	1,071,796
0110	157579	SIO-RELAY REPLACEMENT KU	KU-136200- KY Station Equipment	Additions	107001	2021	7	92,681
0110	157579	SIO-RELAY REPLACEMENT KU	KU-136200- KY Station Equipment	Additions	107001	2021	8	86,399
0110	157579	SIO-RELAY REPLACEMENT KU	KU-136200- KY Station Equipment	Additions	107001	2021	9	894,033
0110	157579	SIO-RELAY REPLACEMENT KU	KU-136200- KY Station Equipment	Additions	107001	2021	10	89,175
0110	157579	SIO-RELAY REPLACEMENT KU	KU-136200- KY Station Equipment	Additions	107001	2021	11	87,841
0110	157579	SIO-RELAY REPLACEMENT KU	KU-136200- KY Station Equipment	Additions	107001	2021	12	84,992
0110	157579	SIO-RELAY REPLACEMENT KU	KU-136200- KY Station Equipment	Additions	107001	2022	1	38,771
0110	157579	SIO-RELAY REPLACEMENT KU	KU-136200- KY Station Equipment	Additions	107001	2022	2	34,654
0110	157579	SIO-RELAY REPLACEMENT KU	KU-136200- KY Station Equipment	Additions	107001	2022	3	44,836
0110	157579	SIO-RELAY REPLACEMENT KU	KU-136200- KY Station Equipment	Additions	107001	2022	4	31,609
0110	157579	SIO-RELAY REPLACEMENT KU	KU-136200- KY Station Equipment	Additions	107001	2022	5	16,789
0110	157579	SIO-RELAY REPLACEMENT KU	KU-136200- KY Station Equipment	Removals	108901	2020	12	(9)
0110	157579	SIO-RELAY REPLACEMENT KU	KU-136200- KY Station Equipment	Removals	108901	2021	8	16,399
0110	157591	GHENT DSI IMPROVE NON-ECR	KU-131200-GH 4 Boil	Additions	107001	2021	12	7,885,485
0110	157599	DSP BEECH CREEK SUB UPGRADE	KU-136200- KY Station Equipment	Additions	107001	2020	9	6,046
0110	157599	DSP BEECH CREEK SUB UPGRADE	KU-136200- KY Station Equipment	Additions	107001	2020	12	(2,787)
0110	157599	DSP BEECH CREEK SUB UPGRADE	KU-136200- KY Station Equipment	Removals	108901	2020	9	1,220
0110	157601	DSP BEECHMONT SUB UPGRADE	KU-136200- KY Station Equipment	Additions	107001	2021	9	1,568,278
0110	157601	DSP BEECHMONT SUB UPGRADE	KU-136200- KY Station Equipment	Removals	108901	2021	9	10,057
0110	157605	DSP WHITE SULPHUR SUB	KU-136200- KY Station Equipment	Additions	107001	2020	11	6,046,308
0110	157605	DSP WHITE SULPHUR SUB	KU-136200- KY Station Equipment	Additions	107001	2020	12	1,000,000
0110	157612	GHENT DUST CONTROL NON-ECR	KU-131200-GH 4 Boil	Additions	107001	2020	9	48,487
0110	157616	Vine St 4kV Distribution	KU-136700- KY Undergrnd Conductors	Additions	107001	2020	9	216,917
0110	157616	Vine St 4kV Distribution	KU-136700- KY Undergrnd Conductors	Additions	107001	2020	10	74,402
0110	157616	Vine St 4kV Distribution	KU-136700- KY Undergrnd Conductors	Additions	107001	2020	11	60,000
0110	157617	KU Pole Attach Mapping Asset	KU-130300-Misc Intangible Plant	Additions	107001	2020	9	1,826,454
0110	157617	KU Pole Attach Mapping Asset	KU-130300-Misc Intangible Plant	Additions	107001	2020	12	(11,607)
0110	157635	PR Nebo-Wheatcroft	KU-135500- KY Poles	Additions	107001	2020	10	188,708
0110	157635	PR Nebo-Wheatcroft	KU-135500- KY Poles	Removals	108901	2020	10	122,086
0110	157641	PR Bimble-London 69kV	KU-135500- KY Poles	Additions	107001	2020	9	190,043
0110	157641	PR Bimble-London 69kV	KU-135500- KY Poles	Removals	108901	2020	9	83,757
0110	157647	Vine St 4KV Sub	KU-136200- KY Station Equipment	Additions	107001	2020	9	3,000
0110	157647	Vine St 4KV Sub	KU-136200- KY Station Equipment	Additions	107001	2020	10	3,845
0110	157647	Vine St 4KV Sub	KU-136200- KY Station Equipment	Removals	108901	2020	9	26,393
0110	157660	DSP White Sulphur Sub	KU-135500- KY Poles	Additions	107001	2020	11	463,459

0110	157660	DSP White Sulphur Sub	KU-135500- KY Poles	Removals	108901	2020	11	120,753
0110	157694	PR Dorchester-St Paul 69kV	KU-135500- VA Poles and Fixtures	Removals	108901	2020	9	34,911
0110	157942	BR3 AB Heater Tube Bundle Repl	KU-131200-EWB 3 Boil	Additions	107001	2020	11	813,700
0110	157942	BR3 AB Heater Tube Bundle Repl	KU-131200-EWB 3 Boil	Removals	108901	2020	11	50,412
0110	158170	Rewind M042 Txmfr	KU-136200- KY Station Equipment	Additions	107001	2020	12	(4,158)
0110	158170	Rewind M042 Txmfr	KU-136200- KY Station Equipment	Removals	108901	2020	9	7,657
0110	158187	BR LF PHASE II CONSTR	KU-131200-EWB 3 Boil ECR 2016	Additions	107001	2020	9	9,983,455
0110	162172	SCM 2019 KU WOOD POLE SUB UPG	KU-136100- VA Struct and Improv	Additions	107001	2020	12	(9,089)
0110	163013	SIO Rel KU UG FCI Install	KU-136700- KY Undergrnd Conductors	Additions	107001	2020	9	329,270
0110	163013	SIO Rel KU UG FCI Install	KU-136700- KY Undergrnd Conductors	Additions	107001	2021	1	232,665
0110	163013	SIO Rel KU UG FCI Install	KU-136700- KY Undergrnd Conductors	Additions	107001	2021	2	232,667
0110	163013	SIO Rel KU UG FCI Install	KU-136700- KY Undergrnd Conductors	Additions	107001	2021	3	232,667
0110	163013	SIO Rel KU UG FCI Install	KU-136700- KY Undergrnd Conductors	Additions	107001	2021	4	232,667
0110	163013	SIO Rel KU UG FCI Install	KU-136700- KY Undergrnd Conductors	Additions	107001	2021	5	232,667
0110	163013	SIO Rel KU UG FCI Install	KU-136700- KY Undergrnd Conductors	Additions	107001	2021	6	232,667
0110	163013	SIO Rel KU UG FCI Install	KU-136700- KY Undergrnd Conductors	Additions	107001	2021	7	232,667
0110	163013	SIO Rel KU UG FCI Install	KU-136700- KY Undergrnd Conductors	Additions	107001	2021	8	232,667
0110	163013	SIO Rel KU UG FCI Install	KU-136700- KY Undergrnd Conductors	Additions	107001	2021	9	232,667
0110	163013	SIO Rel KU UG FCI Install	KU-136700- KY Undergrnd Conductors	Additions	107001	2021	10	232,667
0110	163013	SIO Rel KU UG FCI Install	KU-136700- KY Undergrnd Conductors	Additions	107001	2021	11	232,667
0110	163013	SIO Rel KU UG FCI Install	KU-136700- KY Undergrnd Conductors	Additions	107001	2021	12	232,657
0110	163025	DSP American Ave Ckt 0008	KU-136500- KY Overhead Conductor	Additions	107001	2020	12	68,533
0110	163025	DSP American Ave Ckt 0008	KU-136500- KY Overhead Conductor	Removals	108901	2020	12	923
0110	163043	KU Direct Burial Replacement	KU-136500- KY Overhead Conductor	Additions	107001	2021	1	62,501
0110	163043	KU Direct Burial Replacement	KU-136500- KY Overhead Conductor	Additions	107001	2021	2	62,501
0110	163043	KU Direct Burial Replacement	KU-136500- KY Overhead Conductor	Additions	107001	2021	3	62,501
0110	163043	KU Direct Burial Replacement	KU-136500- KY Overhead Conductor	Additions	107001	2021	4	62,501
0110	163043	KU Direct Burial Replacement	KU-136500- KY Overhead Conductor	Additions	107001	2021	5	62,501
0110	163043	KU Direct Burial Replacement	KU-136500- KY Overhead Conductor	Additions	107001	2021	6	62,501
0110	163043	KU Direct Burial Replacement	KU-136500- KY Overhead Conductor	Additions	107001	2021	7	62,501
0110	163043	KU Direct Burial Replacement	KU-136500- KY Overhead Conductor	Additions	107001	2021	8	62,501
0110	163043	KU Direct Burial Replacement	KU-136500- KY Overhead Conductor	Additions	107001	2021	9	62,501
0110	163043	KU Direct Burial Replacement	KU-136500- KY Overhead Conductor	Additions	107001	2021	10	62,501
0110	163043	KU Direct Burial Replacement	KU-136500- KY Overhead Conductor	Additions	107001	2021	11	62,501
0110	163043	KU Direct Burial Replacement	KU-136500- KY Overhead Conductor	Additions	107001	2021	12	62,501
0110	163043	KU Direct Burial Replacement	KU-136500- KY Overhead Conductor	Additions	107001	2022	1	62,501
0110	163043	KU Direct Burial Replacement	KU-136500- KY Overhead Conductor	Additions	107001	2022	2	62,501
0110	163043	KU Direct Burial Replacement	KU-136500- KY Overhead Conductor	Additions	107001	2022	3	62,501
0110	163043	KU Direct Burial Replacement	KU-136500- KY Overhead Conductor	Additions	107001	2022	4	62,501
0110	163043	KU Direct Burial Replacement	KU-136500- KY Overhead Conductor	Additions	107001	2022	5	62,501
0110	163043	KU Direct Burial Replacement	KU-136500- KY Overhead Conductor	Additions	107001	2022	6	62,501
0110	163043	KU Direct Burial Replacement	KU-136500- KY Overhead Conductor	Removals	108901	2021	1	20,833
0110	163043	KU Direct Burial Replacement	KU-136500- KY Overhead Conductor	Removals	108901	2021	2	20,833
0110	163043	KU Direct Burial Replacement	KU-136500- KY Overhead Conductor	Removals	108901	2021	3	20,833
0110	163043	KU Direct Burial Replacement	KU-136500- KY Overhead Conductor	Removals	108901	2021	4	20,833
0110	163043	KU Direct Burial Replacement	KU-136500- KY Overhead Conductor	Removals	108901	2021	5	20,833
0110	163043	KU Direct Burial Replacement	KU-136500- KY Overhead Conductor	Removals	108901	2021	6	20,833

0110	163043	KU Direct Burial Replacement	KU-136500- KY Overhead Conductor	Removals	108901	2021	7	20,833
0110	163043	KU Direct Burial Replacement	KU-136500- KY Overhead Conductor	Removals	108901	2021	8	20,833
0110	163043	KU Direct Burial Replacement	KU-136500- KY Overhead Conductor	Removals	108901	2021	9	20,833
0110	163043	KU Direct Burial Replacement	KU-136500- KY Overhead Conductor	Removals	108901	2021	10	20,833
0110	163043	KU Direct Burial Replacement	KU-136500- KY Overhead Conductor	Removals	108901	2021	11	20,833
0110	163043	KU Direct Burial Replacement	KU-136500- KY Overhead Conductor	Removals	108901	2021	12	20,833
0110	163043	KU Direct Burial Replacement	KU-136500- KY Overhead Conductor	Removals	108901	2022	1	20,833
0110	163043	KU Direct Burial Replacement	KU-136500- KY Overhead Conductor	Removals	108901	2022	2	20,833
0110	163043	KU Direct Burial Replacement	KU-136500- KY Overhead Conductor	Removals	108901	2022	3	20,833
0110	163043	KU Direct Burial Replacement	KU-136500- KY Overhead Conductor	Removals	108901	2022	4	20,833
0110	163043	KU Direct Burial Replacement	KU-136500- KY Overhead Conductor	Removals	108901	2022	5	20,833
0110	163043	KU Direct Burial Replacement	KU-136500- KY Overhead Conductor	Removals	108901	2022	6	20,833
0110	220GH	GH4 Cooling Tower ComplRebuild	KU-131400-GH 4 Turbogenerator Unit	Additions	107001	2020	9	11,414,660
0110	220GH	GH4 Cooling Tower ComplRebuild	KU-131400-GH 4 Turbogenerator Unit	Removals	108901	2020	9	574,172
0110	CCAPR156	Capital CAP/REG/RECL - 011560	KU-136500- KY Overhead Conductor	Additions	107001	2020	9	6,856
0110	CCAPR156	Capital CAP/REG/RECL - 011560	KU-136500- KY Overhead Conductor	Additions	107001	2020	10	19,460
0110	CCAPR156	Capital CAP/REG/RECL - 011560	KU-136500- KY Overhead Conductor	Additions	107001	2020	11	18,462
0110	CCAPR156	Capital CAP/REG/RECL - 011560	KU-136500- KY Overhead Conductor	Additions	107001	2020	12	2,220
0110	CCAPR156	Capital CAP/REG/RECL - 011560	KU-136500- KY Overhead Conductor	Removals	108901	2020	9	4,456
0110	CCAPR156	Capital CAP/REG/RECL - 011560	KU-136500- KY Overhead Conductor	Removals	108901	2020	10	2,196
0110	CCAPR216	Capital CAP/REG/RECL - 012160	KU-136400-KY Poles, Towers, and Fix	Additions	107001	2020	9	6,861
0110	CCAPR216	Capital CAP/REG/RECL - 012160	KU-136400-KY Poles, Towers, and Fix	Removals	108901	2020	9	(281)
0110	CCAPR236	Capital CAP/REG/RECL - 012360	KU-136500- KY Overhead Conductor	Additions	107001	2020	9	26,932
0110	CCAPR236	Capital CAP/REG/RECL - 012360	KU-136500- KY Overhead Conductor	Additions	107001	2020	10	31,616
0110	CCAPR236	Capital CAP/REG/RECL - 012360	KU-136500- KY Overhead Conductor	Additions	107001	2020	11	27,949
0110	CCAPR236	Capital CAP/REG/RECL - 012360	KU-136500- KY Overhead Conductor	Additions	107001	2020	12	29,226
0110	CCAPR236	Capital CAP/REG/RECL - 012360	KU-136500- KY Overhead Conductor	Removals	108901	2020	9	320
0110	CCAPR246	Capital CAP/REG/RECL - 012460	KU-136500- KY Overhead Conductor	Additions	107001	2020	9	21,347
0110	CCAPR246	Capital CAP/REG/RECL - 012460	KU-136500- KY Overhead Conductor	Additions	107001	2020	10	141,880
0110	CCAPR246	Capital CAP/REG/RECL - 012460	KU-136500- KY Overhead Conductor	Removals	108901	2020	9	399
0110	CCAPR256	Capital CAP/REG/RECL - 012560	KU-136400-KY Poles, Towers, and Fix	Additions	107001	2020	9	7,002
0110	CCAPR256	Capital CAP/REG/RECL - 012560	KU-136400-KY Poles, Towers, and Fix	Additions	107001	2020	10	10,500
0110	CCAPR256	Capital CAP/REG/RECL - 012560	KU-136400-KY Poles, Towers, and Fix	Additions	107001	2020	11	7,500
0110	CCAPR256	Capital CAP/REG/RECL - 012560	KU-136400-KY Poles, Towers, and Fix	Additions	107001	2020	12	12,000
0110	CCAPR256	Capital CAP/REG/RECL - 012560	KU-136400-KY Poles, Towers, and Fix	Removals	108901	2020	9	179
0110	CCAPR315	Capital CAP/REG/RECL - 013150	KU-136200- KY Station Equipment	Additions	107001	2020	9	87,657
0110	CCAPR315	Capital CAP/REG/RECL - 013150	KU-136200- KY Station Equipment	Additions	107001	2020	10	88,617
0110	CCAPR315	Capital CAP/REG/RECL - 013150	KU-136200- KY Station Equipment	Additions	107001	2020	11	76,329
0110	CCAPR315	Capital CAP/REG/RECL - 013150	KU-136200- KY Station Equipment	Additions	107001	2020	12	70,362
0110	CCAPR315	Capital CAP/REG/RECL - 013150	KU-136200- KY Station Equipment	Removals	108901	2020	9	2,312
0110	CCAPR366	Capital CAP/REG/RECL - 013660	KU-136400-KY Poles, Towers, and Fix	Additions	107001	2020	9	15,678
0110	CCAPR366	Capital CAP/REG/RECL - 013660	KU-136400-KY Poles, Towers, and Fix	Additions	107001	2020	10	4,460
0110	CCAPR366	Capital CAP/REG/RECL - 013660	KU-136400-KY Poles, Towers, and Fix	Additions	107001	2020	11	4,580
0110	CCAPR366	Capital CAP/REG/RECL - 013660	KU-136400-KY Poles, Towers, and Fix	Additions	107001	2020	12	5,580
0110	CCAPR366	Capital CAP/REG/RECL - 013660	KU-136400-KY Poles, Towers, and Fix	Removals	108901	2020	9	14,584
0110	CCAPR366	Capital CAP/REG/RECL - 013660	KU-136400-KY Poles, Towers, and Fix	Removals	108901	2020	10	2,219
0110	CCAPR366	Capital CAP/REG/RECL - 013660	KU-136400-KY Poles, Towers, and Fix	Removals	108901	2020	11	2,219

0110	CCAPR416	Capital CAP/REG/RECL - 014160	KU-136500- KY Overhead Conductor	Additions	107001	2020	9	41,995
0110	CCAPR416	Capital CAP/REG/RECL - 014160	KU-136500- KY Overhead Conductor	Additions	107001	2020	10	60,000
0110	CCAPR416	Capital CAP/REG/RECL - 014160	KU-136500- KY Overhead Conductor	Additions	107001	2020	11	10,000
0110	CCAPR416	Capital CAP/REG/RECL - 014160	KU-136500- KY Overhead Conductor	Additions	107001	2020	12	10,000
0110	CCAPR416	Capital CAP/REG/RECL - 014160	KU-136500- KY Overhead Conductor	Removals	108901	2020	9	-
0110	CCAPR426	Capital CAP/REG/RECL - 014260	KU-136500- KY Overhead Conductor	Additions	107001	2020	9	50,630
0110	CCAPR426	Capital CAP/REG/RECL - 014260	KU-136500- KY Overhead Conductor	Additions	107001	2020	10	25,000
0110	CCAPR426	Capital CAP/REG/RECL - 014260	KU-136500- KY Overhead Conductor	Additions	107001	2020	11	15,000
0110	CCAPR426	Capital CAP/REG/RECL - 014260	KU-136500- KY Overhead Conductor	Removals	108901	2020	9	2,328
0110	CCAPR766	Capital CAP/REG/RECL - 017660	KU-136500- VA Overhead Conductor	Additions	107001	2020	9	584
0110	CCAPR766	Capital CAP/REG/RECL - 017660	KU-136500- VA Overhead Conductor	Additions	107001	2020	10	18,002
0110	CCAPR766	Capital CAP/REG/RECL - 017660	KU-136500- VA Overhead Conductor	Additions	107001	2020	11	9,000
0110	CCAPR766	Capital CAP/REG/RECL - 017660	KU-136500- VA Overhead Conductor	Additions	107001	2020	12	12,933
0110	CCAPR766	Capital CAP/REG/RECL - 017660	KU-136500- VA Overhead Conductor	Removals	108901	2020	9	1,666
0110	CEMTR582	KU Electric Meters - 015820	KU-137000- KY Meters	Additions	107001	2020	9	83,000
0110	CEMTR582	KU Electric Meters - 015820	KU-137000- KY Meters	Additions	107001	2020	10	27,000
0110	CEMTR582	KU Electric Meters - 015820	KU-137000- KY Meters	Additions	107001	2020	11	74,000
0110	CEMTR582	KU Electric Meters - 015820	KU-137000- KY Meters	Additions	107001	2020	12	13,000
0110	CEMTR582	KU Electric Meters - 015820	KU-137000- KY Meters	Additions	107001	2021	1	59,042
0110	CEMTR582	KU Electric Meters - 015820	KU-137000- KY Meters	Additions	107001	2021	2	210,063
0110	CEMTR582	KU Electric Meters - 015820	KU-137000- KY Meters	Additions	107001	2021	3	254,056
0110	CEMTR582	KU Electric Meters - 015820	KU-137000- KY Meters	Additions	107001	2021	4	122,492
0110	CEMTR582	KU Electric Meters - 015820	KU-137000- KY Meters	Additions	107001	2021	5	271,401
0110	CEMTR582	KU Electric Meters - 015820	KU-137000- KY Meters	Additions	107001	2021	6	171,286
0110	CEMTR582	KU Electric Meters - 015820	KU-137000- KY Meters	Additions	107001	2021	7	102,967
0110	CEMTR582	KU Electric Meters - 015820	KU-137000- KY Meters	Additions	107001	2021	8	37,115
0110	CEMTR582	KU Electric Meters - 015820	KU-137000- KY Meters	Additions	107001	2021	9	55,869
0110	CEMTR582	KU Electric Meters - 015820	KU-137000- KY Meters	Additions	107001	2021	10	67,576
0110	CEMTR582	KU Electric Meters - 015820	KU-137000- KY Meters	Additions	107001	2021	11	40,470
0110	CEMTR582	KU Electric Meters - 015820	KU-137000- KY Meters	Additions	107001	2021	12	11,664
0110	CEMTR582	KU Electric Meters - 015820	KU-137000- KY Meters	Additions	107001	2022	1	59,015
0110	CEMTR582	KU Electric Meters - 015820	KU-137000- KY Meters	Additions	107001	2022	2	213,583
0110	CEMTR582	KU Electric Meters - 015820	KU-137000- KY Meters	Additions	107001	2022	3	184,654
0110	CEMTR582	KU Electric Meters - 015820	KU-137000- KY Meters	Additions	107001	2022	4	105,128
0110	CEMTR582	KU Electric Meters - 015820	KU-137000- KY Meters	Additions	107001	2022	5	275,094
0110	CEMTR582	KU Electric Meters - 015820	KU-137000- KY Meters	Additions	107001	2022	6	134,436
0110	CNBCD1560	NB Comm OH - 011560	KU-136500- KY Overhead Conductor	Additions	107001	2020	9	34,711
0110	CNBCD1560	NB Comm OH - 011560	KU-136500- KY Overhead Conductor	Additions	107001	2020	10	21,486
0110	CNBCD1560	NB Comm OH - 011560	KU-136500- KY Overhead Conductor	Additions	107001	2020	11	23,093
0110	CNBCD1560	NB Comm OH - 011560	KU-136500- KY Overhead Conductor	Additions	107001	2020	12	23,093
0110	CNBCD1560	NB Comm OH - 011560	KU-136500- KY Overhead Conductor	Removals	108901	2020	9	23,412
0110	CNBCD1560	NB Comm OH - 011560	KU-136500- KY Overhead Conductor	Removals	108901	2020	10	2,196
0110	CNBCD156U	NB Comm UG - 011560	KU-136700- KY Undergrnd Conductors	Additions	107001	2020	9	2,251
0110	CNBCD156U	NB Comm UG - 011560	KU-136700- KY Undergrnd Conductors	Additions	107001	2020	10	6,363
0110	CNBCD156U	NB Comm UG - 011560	KU-136700- KY Undergrnd Conductors	Additions	107001	2020	11	7,828
0110	CNBCD156U	NB Comm UG - 011560	KU-136700- KY Undergrnd Conductors	Additions	107001	2020	12	7,829
0110	CNBCD156U	NB Comm UG - 011560	KU-136700- KY Undergrnd Conductors	Removals	108901	2020	9	7,249

0110	CNBCD2160	NB Comm OH - 012160	KU-136500- KY Overhead Conductor	Additions	107001	2020	9	117,306
0110	CNBCD2160	NB Comm OH - 012160	KU-136500- KY Overhead Conductor	Additions	107001	2020	10	20,000
0110	CNBCD2160	NB Comm OH - 012160	KU-136500- KY Overhead Conductor	Additions	107001	2020	11	20,000
0110	CNBCD2160	NB Comm OH - 012160	KU-136500- KY Overhead Conductor	Additions	107001	2020	12	20,000
0110	CNBCD2160	NB Comm OH - 012160	KU-136500- KY Overhead Conductor	Removals	108901	2020	9	(3,628)
0110	CNBCD216U	NB Comm UG - 012160	KU-136700- KY Undergrnd Conductors	Additions	107001	2020	9	34,718
0110	CNBCD216U	NB Comm UG - 012160	KU-136700- KY Undergrnd Conductors	Additions	107001	2020	10	27,050
0110	CNBCD216U	NB Comm UG - 012160	KU-136700- KY Undergrnd Conductors	Additions	107001	2020	11	17,471
0110	CNBCD216U	NB Comm UG - 012160	KU-136700- KY Undergrnd Conductors	Additions	107001	2020	12	19,696
0110	CNBCD216U	NB Comm UG - 012160	KU-136700- KY Undergrnd Conductors	Removals	108901	2020	9	5,858
0110	CNBCD2360	NB Comm OH - 012360	KU-136500- KY Overhead Conductor	Additions	107001	2020	9	29,851
0110	CNBCD2360	NB Comm OH - 012360	KU-136500- KY Overhead Conductor	Additions	107001	2020	10	36,022
0110	CNBCD2360	NB Comm OH - 012360	KU-136500- KY Overhead Conductor	Additions	107001	2020	11	22,528
0110	CNBCD2360	NB Comm OH - 012360	KU-136500- KY Overhead Conductor	Additions	107001	2020	12	(698)
0110	CNBCD2360	NB Comm OH - 012360	KU-136500- KY Overhead Conductor	Removals	108901	2020	9	13,072
0110	CNBCD2360	NB Comm OH - 012360	KU-136500- KY Overhead Conductor	Removals	108901	2020	10	1,101
0110	CNBCD2360	NB Comm OH - 012360	KU-136500- KY Overhead Conductor	Removals	108901	2020	11	1,101
0110	CNBCD2360	NB Comm OH - 012360	KU-136500- KY Overhead Conductor	Removals	108901	2020	12	1,101
0110	CNBCD236U	NB Comm UG - 012360	KU-136700- KY Undergrnd Conductors	Additions	107001	2020	9	22,950
0110	CNBCD236U	NB Comm UG - 012360	KU-136700- KY Undergrnd Conductors	Additions	107001	2020	10	30,649
0110	CNBCD236U	NB Comm UG - 012360	KU-136700- KY Undergrnd Conductors	Additions	107001	2020	11	(550)
0110	CNBCD236U	NB Comm UG - 012360	KU-136700- KY Undergrnd Conductors	Additions	107001	2020	12	15,968
0110	CNBCD236U	NB Comm UG - 012360	KU-136700- KY Undergrnd Conductors	Removals	108901	2020	9	5,848
0110	CNBCD236U	NB Comm UG - 012360	KU-136700- KY Undergrnd Conductors	Removals	108901	2020	10	550
0110	CNBCD236U	NB Comm UG - 012360	KU-136700- KY Undergrnd Conductors	Removals	108901	2020	11	550
0110	CNBCD236U	NB Comm UG - 012360	KU-136700- KY Undergrnd Conductors	Removals	108901	2020	12	550
0110	CNBCD2460	NB Comm OH - 012460	KU-136500- KY Overhead Conductor	Additions	107001	2020	9	14,618
0110	CNBCD2460	NB Comm OH - 012460	KU-136500- KY Overhead Conductor	Additions	107001	2020	10	25,559
0110	CNBCD2460	NB Comm OH - 012460	KU-136500- KY Overhead Conductor	Additions	107001	2020	11	19,102
0110	CNBCD2460	NB Comm OH - 012460	KU-136500- KY Overhead Conductor	Additions	107001	2020	12	26,941
0110	CNBCD2460	NB Comm OH - 012460	KU-136500- KY Overhead Conductor	Removals	108901	2020	9	8,813
0110	CNBCD2460	NB Comm OH - 012460	KU-136500- KY Overhead Conductor	Removals	108901	2020	11	1,512
0110	CNBCD246U	NB Comm UG - 012460	KU-136700- KY Undergrnd Conductors	Additions	107001	2020	9	(45,341)
0110	CNBCD246U	NB Comm UG - 012460	KU-136700- KY Undergrnd Conductors	Additions	107001	2020	10	56,263
0110	CNBCD246U	NB Comm UG - 012460	KU-136700- KY Undergrnd Conductors	Additions	107001	2020	11	9,574
0110	CNBCD246U	NB Comm UG - 012460	KU-136700- KY Undergrnd Conductors	Additions	107001	2020	12	11,735
0110	CNBCD246U	NB Comm UG - 012460	KU-136700- KY Undergrnd Conductors	Removals	108901	2020	9	58,341
0110	CNBCD246U	NB Comm UG - 012460	KU-136700- KY Undergrnd Conductors	Removals	108901	2020	10	6,482
0110	CNBCD246U	NB Comm UG - 012460	KU-136700- KY Undergrnd Conductors	Removals	108901	2020	11	6,482
0110	CNBCD246U	NB Comm UG - 012460	KU-136700- KY Undergrnd Conductors	Removals	108901	2020	12	6,482
0110	CNBCD2560	NB Comm OH - 012560	KU-136500- KY Overhead Conductor	Additions	107001	2020	9	24,582
0110	CNBCD2560	NB Comm OH - 012560	KU-136500- KY Overhead Conductor	Additions	107001	2020	10	24,000
0110	CNBCD2560	NB Comm OH - 012560	KU-136500- KY Overhead Conductor	Additions	107001	2020	11	25,096
0110	CNBCD2560	NB Comm OH - 012560	KU-136500- KY Overhead Conductor	Additions	107001	2020	12	4,193
0110	CNBCD2560	NB Comm OH - 012560	KU-136500- KY Overhead Conductor	Removals	108901	2020	9	7,298
0110	CNBCD2560	NB Comm OH - 012560	KU-136500- KY Overhead Conductor	Removals	108901	2020	11	554
0110	CNBCD256U	NB Comm UG - 012560	KU-136700- KY Undergrnd Conductors	Additions	107001	2020	9	42,124

0110	CNBCD256U	NB Comm UG - 012560	KU-136700- KY Undergrnd Conductors	Additions	107001	2020	10	37,557
0110	CNBCD256U	NB Comm UG - 012560	KU-136700- KY Undergrnd Conductors	Additions	107001	2020	11	30,195
0110	CNBCD256U	NB Comm UG - 012560	KU-136700- KY Undergrnd Conductors	Additions	107001	2020	12	43,735
0110	CNBCD256U	NB Comm UG - 012560	KU-136700- KY Undergrnd Conductors	Removals	108901	2020	9	1,827
0110	CNBCD256U	NB Comm UG - 012560	KU-136700- KY Undergrnd Conductors	Removals	108901	2020	11	554
0110	CNBCD3150	NB Comm OH - 013150	KU-136500- KY Overhead Conductor	Additions	107001	2020	9	88,606
0110	CNBCD3150	NB Comm OH - 013150	KU-136500- KY Overhead Conductor	Additions	107001	2020	10	77,624
0110	CNBCD3150	NB Comm OH - 013150	KU-136500- KY Overhead Conductor	Additions	107001	2020	11	77,624
0110	CNBCD3150	NB Comm OH - 013150	KU-136500- KY Overhead Conductor	Additions	107001	2020	12	77,624
0110	CNBCD3150	NB Comm OH - 013150	KU-136500- KY Overhead Conductor	Removals	108901	2020	9	(7,926)
0110	CNBCD3150	NB Comm OH - 013150	KU-136500- KY Overhead Conductor	Removals	108901	2020	10	2,072
0110	CNBCD3150	NB Comm OH - 013150	KU-136500- KY Overhead Conductor	Removals	108901	2020	11	2,072
0110	CNBCD3150	NB Comm OH - 013150	KU-136500- KY Overhead Conductor	Removals	108901	2020	12	2,072
0110	CNBCD315U	NB Comm UG - 013150	KU-136700- KY Undergrnd Conductors	Additions	107001	2020	9	219,542
0110	CNBCD315U	NB Comm UG - 013150	KU-136700- KY Undergrnd Conductors	Additions	107001	2020	10	205,943
0110	CNBCD315U	NB Comm UG - 013150	KU-136700- KY Undergrnd Conductors	Additions	107001	2020	11	204,943
0110	CNBCD315U	NB Comm UG - 013150	KU-136700- KY Undergrnd Conductors	Additions	107001	2020	12	204,944
0110	CNBCD315U	NB Comm UG - 013150	KU-136700- KY Undergrnd Conductors	Removals	108901	2020	9	(12,318)
0110	CNBCD315U	NB Comm UG - 013150	KU-136700- KY Undergrnd Conductors	Removals	108901	2020	10	1,072
0110	CNBCD315U	NB Comm UG - 013150	KU-136700- KY Undergrnd Conductors	Removals	108901	2020	11	2,072
0110	CNBCD315U	NB Comm UG - 013150	KU-136700- KY Undergrnd Conductors	Removals	108901	2020	12	2,072
0110	CNBCD3660	NB Comm OH - 013660	KU-136500- KY Overhead Conductor	Additions	107001	2020	9	36,850
0110	CNBCD3660	NB Comm OH - 013660	KU-136500- KY Overhead Conductor	Additions	107001	2020	10	35,766
0110	CNBCD3660	NB Comm OH - 013660	KU-136500- KY Overhead Conductor	Additions	107001	2020	11	35,878
0110	CNBCD3660	NB Comm OH - 013660	KU-136500- KY Overhead Conductor	Additions	107001	2020	12	18,346
0110	CNBCD3660	NB Comm OH - 013660	KU-136500- KY Overhead Conductor	Removals	108901	2020	9	25,172
0110	CNBCD3660	NB Comm OH - 013660	KU-136500- KY Overhead Conductor	Removals	108901	2020	12	2,240
0110	CNBCD366U	NB Comm UG - 013660	KU-136700- KY Undergrnd Conductors	Additions	107001	2020	9	5,921
0110	CNBCD366U	NB Comm UG - 013660	KU-136700- KY Undergrnd Conductors	Additions	107001	2020	10	20,514
0110	CNBCD366U	NB Comm UG - 013660	KU-136700- KY Undergrnd Conductors	Additions	107001	2020	11	20,514
0110	CNBCD366U	NB Comm UG - 013660	KU-136700- KY Undergrnd Conductors	Additions	107001	2020	12	20,514
0110	CNBCD366U	NB Comm UG - 013660	KU-136700- KY Undergrnd Conductors	Removals	108901	2020	9	12,704
0110	CNBCD4160	NB Comm OH - 014160	KU-136500- KY Overhead Conductor	Additions	107001	2020	9	13,281
0110	CNBCD4160	NB Comm OH - 014160	KU-136500- KY Overhead Conductor	Additions	107001	2020	10	46,236
0110	CNBCD4160	NB Comm OH - 014160	KU-136500- KY Overhead Conductor	Additions	107001	2020	11	18,119
0110	CNBCD4160	NB Comm OH - 014160	KU-136500- KY Overhead Conductor	Additions	107001	2020	12	6,879
0110	CNBCD4160	NB Comm OH - 014160	KU-136500- KY Overhead Conductor	Removals	108901	2020	9	1,351
0110	CNBCD416U	NB Comm UG - 014160	KU-136700- KY Undergrnd Conductors	Additions	107001	2020	9	5,479
0110	CNBCD416U	NB Comm UG - 014160	KU-136700- KY Undergrnd Conductors	Additions	107001	2020	11	3,494
0110	CNBCD416U	NB Comm UG - 014160	KU-136700- KY Undergrnd Conductors	Additions	107001	2020	12	7,254
0110	CNBCD416U	NB Comm UG - 014160	KU-136700- KY Undergrnd Conductors	Removals	108901	2020	9	-
0110	CNBCD4260	NB Comm OH - 014260	KU-136500- KY Overhead Conductor	Additions	107001	2020	9	51,244
0110	CNBCD4260	NB Comm OH - 014260	KU-136500- KY Overhead Conductor	Additions	107001	2020	10	62,720
0110	CNBCD4260	NB Comm OH - 014260	KU-136500- KY Overhead Conductor	Additions	107001	2020	11	43,840
0110	CNBCD4260	NB Comm OH - 014260	KU-136500- KY Overhead Conductor	Additions	107001	2020	12	44,967
0110	CNBCD4260	NB Comm OH - 014260	KU-136500- KY Overhead Conductor	Removals	108901	2020	9	14,280
0110	CNBCD426U	NB Comm UG - 014260	KU-136700- KY Undergrnd Conductors	Additions	107001	2020	9	40,823

0110	CNBCD426U	NB Comm UG - 014260	KU-136700- KY Undergrnd Conductors	Additions	107001	2020	10	36,398
0110	CNBCD426U	NB Comm UG - 014260	KU-136700- KY Undergrnd Conductors	Additions	107001	2020	11	43,398
0110	CNBCD426U	NB Comm UG - 014260	KU-136700- KY Undergrnd Conductors	Additions	107001	2020	12	23,398
0110	CNBCD426U	NB Comm UG - 014260	KU-136700- KY Undergrnd Conductors	Removals	108901	2020	9	1,992
0110	CNBCD766O	NB Comm OH - 017660	KU-136500- VA Overhead Conductor	Additions	107001	2020	9	60,857
0110	CNBCD766O	NB Comm OH - 017660	KU-136500- VA Overhead Conductor	Additions	107001	2020	10	(3,091)
0110	CNBCD766O	NB Comm OH - 017660	KU-136500- VA Overhead Conductor	Additions	107001	2020	11	89,500
0110	CNBCD766O	NB Comm OH - 017660	KU-136500- VA Overhead Conductor	Additions	107001	2020	12	(698)
0110	CNBCD766O	NB Comm OH - 017660	KU-136500- VA Overhead Conductor	Removals	108901	2020	9	10,828
0110	CNBCD766O	NB Comm OH - 017660	KU-136500- VA Overhead Conductor	Removals	108901	2020	10	2,281
0110	CNBCD766U	NB Comm UG - 017660	KU-136700- VA Undergrnd Conductors	Additions	107001	2020	9	(2,428)
0110	CNBCD766U	NB Comm UG - 017660	KU-136700- VA Undergrnd Conductors	Additions	107001	2020	10	2,281
0110	CNBCD766U	NB Comm UG - 017660	KU-136700- VA Undergrnd Conductors	Additions	107001	2020	11	22,761
0110	CNBCD766U	NB Comm UG - 017660	KU-136700- VA Undergrnd Conductors	Additions	107001	2020	12	5,281
0110	CNBCD766U	NB Comm UG - 017660	KU-136700- VA Undergrnd Conductors	Removals	108901	2020	9	4,562
0110	CNBRD156O	NB Resid OH - 011560	KU-136500- KY Overhead Conductor	Additions	107001	2020	9	19,061
0110	CNBRD156O	NB Resid OH - 011560	KU-136500- KY Overhead Conductor	Additions	107001	2020	10	70,432
0110	CNBRD156O	NB Resid OH - 011560	KU-136500- KY Overhead Conductor	Additions	107001	2020	11	62,745
0110	CNBRD156O	NB Resid OH - 011560	KU-136500- KY Overhead Conductor	Additions	107001	2020	12	56,039
0110	CNBRD156O	NB Resid OH - 011560	KU-136500- KY Overhead Conductor	Removals	108901	2020	9	21,214
0110	CNBRD156O	NB Resid OH - 011560	KU-136500- KY Overhead Conductor	Removals	108901	2020	10	2,196
0110	CNBRD156O	NB Resid OH - 011560	KU-136500- KY Overhead Conductor	Removals	108901	2020	11	4,392
0110	CNBRD156O	NB Resid OH - 011560	KU-136500- KY Overhead Conductor	Removals	108901	2020	12	2,196
0110	CNBRD156U	NB Resid UG - 011560	KU-136700- KY Undergrnd Conductors	Additions	107001	2020	9	16,956
0110	CNBRD156U	NB Resid UG - 011560	KU-136700- KY Undergrnd Conductors	Additions	107001	2020	10	31,093
0110	CNBRD156U	NB Resid UG - 011560	KU-136700- KY Undergrnd Conductors	Additions	107001	2020	11	31,091
0110	CNBRD156U	NB Resid UG - 011560	KU-136700- KY Undergrnd Conductors	Additions	107001	2020	12	24,093
0110	CNBRD156U	NB Resid UG - 011560	KU-136700- KY Undergrnd Conductors	Removals	108901	2020	9	11,988
0110	CNBRD216O	NB Resid OH - 012160	KU-136500- KY Overhead Conductor	Additions	107001	2020	9	34,863
0110	CNBRD216O	NB Resid OH - 012160	KU-136500- KY Overhead Conductor	Additions	107001	2020	10	25,942
0110	CNBRD216O	NB Resid OH - 012160	KU-136500- KY Overhead Conductor	Additions	107001	2020	11	23,748
0110	CNBRD216O	NB Resid OH - 012160	KU-136500- KY Overhead Conductor	Additions	107001	2020	12	23,748
0110	CNBRD216O	NB Resid OH - 012160	KU-136500- KY Overhead Conductor	Removals	108901	2020	9	(2,730)
0110	CNBRD216O	NB Resid OH - 012160	KU-136500- KY Overhead Conductor	Removals	108901	2020	10	(1,000)
0110	CNBRD216U	NB Resid UG - 012160	KU-136700- KY Undergrnd Conductors	Additions	107001	2020	9	19,942
0110	CNBRD216U	NB Resid UG - 012160	KU-136700- KY Undergrnd Conductors	Additions	107001	2020	10	24,074
0110	CNBRD216U	NB Resid UG - 012160	KU-136700- KY Undergrnd Conductors	Additions	107001	2020	11	24,074
0110	CNBRD216U	NB Resid UG - 012160	KU-136700- KY Undergrnd Conductors	Additions	107001	2020	12	24,074
0110	CNBRD216U	NB Resid UG - 012160	KU-136700- KY Undergrnd Conductors	Removals	108901	2020	9	(1,462)
0110	CNBRD236O	NB Resid OH - 012360	KU-136500- KY Overhead Conductor	Additions	107001	2020	9	26,611
0110	CNBRD236O	NB Resid OH - 012360	KU-136500- KY Overhead Conductor	Additions	107001	2020	10	4,519
0110	CNBRD236O	NB Resid OH - 012360	KU-136500- KY Overhead Conductor	Additions	107001	2020	11	1,717
0110	CNBRD236O	NB Resid OH - 012360	KU-136500- KY Overhead Conductor	Additions	107001	2020	12	174,803
0110	CNBRD236O	NB Resid OH - 012360	KU-136500- KY Overhead Conductor	Removals	108901	2020	9	(1,885)
0110	CNBRD236O	NB Resid OH - 012360	KU-136500- KY Overhead Conductor	Removals	108901	2020	10	1,101
0110	CNBRD236O	NB Resid OH - 012360	KU-136500- KY Overhead Conductor	Removals	108901	2020	11	1,101
0110	CNBRD236O	NB Resid OH - 012360	KU-136500- KY Overhead Conductor	Removals	108901	2020	12	1,101

0110	CNBRD236U	NB Resid UG - 012360	KU-136700- KY Undergrnd Conductors	Additions	107001	2020	9	43,009
0110	CNBRD236U	NB Resid UG - 012360	KU-136700- KY Undergrnd Conductors	Additions	107001	2020	10	25,890
0110	CNBRD236U	NB Resid UG - 012360	KU-136700- KY Undergrnd Conductors	Additions	107001	2020	11	25,890
0110	CNBRD236U	NB Resid UG - 012360	KU-136700- KY Undergrnd Conductors	Additions	107001	2020	12	193,802
0110	CNBRD236U	NB Resid UG - 012360	KU-136700- KY Undergrnd Conductors	Removals	108901	2020	9	10,182
0110	CNBRD236U	NB Resid UG - 012360	KU-136700- KY Undergrnd Conductors	Removals	108901	2020	10	1,101
0110	CNBRD236U	NB Resid UG - 012360	KU-136700- KY Undergrnd Conductors	Removals	108901	2020	11	1,101
0110	CNBRD236U	NB Resid UG - 012360	KU-136700- KY Undergrnd Conductors	Removals	108901	2020	12	1,101
0110	CNBRD246O	NB Resid OH - 012460	KU-136500- KY Overhead Conductor	Additions	107001	2020	9	9,626
0110	CNBRD246O	NB Resid OH - 012460	KU-136500- KY Overhead Conductor	Additions	107001	2020	10	18,537
0110	CNBRD246O	NB Resid OH - 012460	KU-136500- KY Overhead Conductor	Additions	107001	2020	11	18,537
0110	CNBRD246O	NB Resid OH - 012460	KU-136500- KY Overhead Conductor	Additions	107001	2020	12	21,779
0110	CNBRD246O	NB Resid OH - 012460	KU-136500- KY Overhead Conductor	Removals	108901	2020	9	1,428
0110	CNBRD246U	NB Resid UG - 012460	KU-136700- KY Undergrnd Conductors	Additions	107001	2020	9	31,307
0110	CNBRD246U	NB Resid UG - 012460	KU-136700- KY Undergrnd Conductors	Additions	107001	2020	10	24,409
0110	CNBRD246U	NB Resid UG - 012460	KU-136700- KY Undergrnd Conductors	Additions	107001	2020	11	26,649
0110	CNBRD246U	NB Resid UG - 012460	KU-136700- KY Undergrnd Conductors	Additions	107001	2020	12	31,477
0110	CNBRD256O	NB Resid OH - 012560	KU-136500- KY Overhead Conductor	Additions	107001	2020	9	4,024
0110	CNBRD256O	NB Resid OH - 012560	KU-136500- KY Overhead Conductor	Additions	107001	2020	10	29,855
0110	CNBRD256O	NB Resid OH - 012560	KU-136500- KY Overhead Conductor	Additions	107001	2020	11	30,165
0110	CNBRD256O	NB Resid OH - 012560	KU-136500- KY Overhead Conductor	Additions	107001	2020	12	25,434
0110	CNBRD256O	NB Resid OH - 012560	KU-136500- KY Overhead Conductor	Removals	108901	2020	9	3,299
0110	CNBRD256U	NB Resid UG - 012560	KU-136700- KY Undergrnd Conductors	Additions	107001	2020	9	22,587
0110	CNBRD256U	NB Resid UG - 012560	KU-136700- KY Undergrnd Conductors	Additions	107001	2020	10	12,025
0110	CNBRD256U	NB Resid UG - 012560	KU-136700- KY Undergrnd Conductors	Additions	107001	2020	11	16,364
0110	CNBRD256U	NB Resid UG - 012560	KU-136700- KY Undergrnd Conductors	Additions	107001	2020	12	8,845
0110	CNBRD256U	NB Resid UG - 012560	KU-136700- KY Undergrnd Conductors	Removals	108901	2020	9	2,209
0110	CNBRD256U	NB Resid UG - 012560	KU-136700- KY Undergrnd Conductors	Removals	108901	2020	11	1,106
0110	CNBRD256U	NB Resid UG - 012560	KU-136700- KY Undergrnd Conductors	Removals	108901	2020	12	1,106
0110	CNBRD315O	NB Resid OH - 013150	KU-136500- KY Overhead Conductor	Additions	107001	2020	9	114,421
0110	CNBRD315O	NB Resid OH - 013150	KU-136500- KY Overhead Conductor	Additions	107001	2020	10	77,745
0110	CNBRD315O	NB Resid OH - 013150	KU-136500- KY Overhead Conductor	Additions	107001	2020	11	79,817
0110	CNBRD315O	NB Resid OH - 013150	KU-136500- KY Overhead Conductor	Additions	107001	2020	12	38,815
0110	CNBRD315O	NB Resid OH - 013150	KU-136500- KY Overhead Conductor	Removals	108901	2020	9	(42,855)
0110	CNBRD315O	NB Resid OH - 013150	KU-136500- KY Overhead Conductor	Removals	108901	2020	10	(2,928)
0110	CNBRD315O	NB Resid OH - 013150	KU-136500- KY Overhead Conductor	Removals	108901	2020	11	(5,000)
0110	CNBRD315O	NB Resid OH - 013150	KU-136500- KY Overhead Conductor	Removals	108901	2020	12	(4,000)
0110	CNBRD315U	NB Resid UG - 013150	KU-136700- KY Undergrnd Conductors	Additions	107001	2020	9	182,729
0110	CNBRD315U	NB Resid UG - 013150	KU-136700- KY Undergrnd Conductors	Additions	107001	2020	10	176,943
0110	CNBRD315U	NB Resid UG - 013150	KU-136700- KY Undergrnd Conductors	Additions	107001	2020	11	179,762
0110	CNBRD315U	NB Resid UG - 013150	KU-136700- KY Undergrnd Conductors	Additions	107001	2020	12	179,760
0110	CNBRD315U	NB Resid UG - 013150	KU-136700- KY Undergrnd Conductors	Removals	108901	2020	9	3,320
0110	CNBRD315U	NB Resid UG - 013150	KU-136700- KY Undergrnd Conductors	Removals	108901	2020	10	2,072
0110	CNBRD366O	NB Resid OH - 013660	KU-136500- KY Overhead Conductor	Additions	107001	2020	9	34,739
0110	CNBRD366O	NB Resid OH - 013660	KU-136500- KY Overhead Conductor	Additions	107001	2020	10	38,364
0110	CNBRD366O	NB Resid OH - 013660	KU-136500- KY Overhead Conductor	Additions	107001	2020	11	39,364
0110	CNBRD366O	NB Resid OH - 013660	KU-136500- KY Overhead Conductor	Additions	107001	2020	12	104,584

0110	CNBRD3660	NB Resid OH - 013660	KU-136500- KY Overhead Conductor	Removals	108901	2020	9	4,315
0110	CNBRD3660	NB Resid OH - 013660	KU-136500- KY Overhead Conductor	Removals	108901	2020	10	(1,000)
0110	CNBRD3660	NB Resid OH - 013660	KU-136500- KY Overhead Conductor	Removals	108901	2020	11	(1,000)
0110	CNBRD3660	NB Resid OH - 013660	KU-136500- KY Overhead Conductor	Removals	108901	2020	12	(1,000)
0110	CNBRD366U	NB Resid UG - 013660	KU-136700- KY Undergrnd Conductors	Additions	107001	2020	9	24,997
0110	CNBRD366U	NB Resid UG - 013660	KU-136700- KY Undergrnd Conductors	Additions	107001	2020	10	25,000
0110	CNBRD366U	NB Resid UG - 013660	KU-136700- KY Undergrnd Conductors	Additions	107001	2020	12	21,513
0110	CNBRD366U	NB Resid UG - 013660	KU-136700- KY Undergrnd Conductors	Removals	108901	2020	9	4,632
0110	CNBRD4160	NB Resid OH - 014160	KU-136500- KY Overhead Conductor	Additions	107001	2020	9	41,099
0110	CNBRD4160	NB Resid OH - 014160	KU-136500- KY Overhead Conductor	Additions	107001	2020	10	82,902
0110	CNBRD4160	NB Resid OH - 014160	KU-136500- KY Overhead Conductor	Additions	107001	2020	11	33,731
0110	CNBRD4160	NB Resid OH - 014160	KU-136500- KY Overhead Conductor	Additions	107001	2020	12	33,731
0110	CNBRD4160	NB Resid OH - 014160	KU-136500- KY Overhead Conductor	Removals	108901	2020	9	5,986
0110	CNBRD416U	NB Resid UG - 014160	KU-136700- KY Undergrnd Conductors	Additions	107001	2020	9	6,163
0110	CNBRD416U	NB Resid UG - 014160	KU-136700- KY Undergrnd Conductors	Additions	107001	2020	10	3,534
0110	CNBRD416U	NB Resid UG - 014160	KU-136700- KY Undergrnd Conductors	Removals	108901	2020	9	(0)
0110	CNBRD4260	NB Resid OH - 014260	KU-136500- KY Overhead Conductor	Additions	107001	2020	9	34,208
0110	CNBRD4260	NB Resid OH - 014260	KU-136500- KY Overhead Conductor	Additions	107001	2020	10	40,012
0110	CNBRD4260	NB Resid OH - 014260	KU-136500- KY Overhead Conductor	Additions	107001	2020	11	41,766
0110	CNBRD4260	NB Resid OH - 014260	KU-136500- KY Overhead Conductor	Additions	107001	2020	12	32,260
0110	CNBRD4260	NB Resid OH - 014260	KU-136500- KY Overhead Conductor	Removals	108901	2020	9	(1,894)
0110	CNBRD4260	NB Resid OH - 014260	KU-136500- KY Overhead Conductor	Removals	108901	2020	10	(1,000)
0110	CNBRD4260	NB Resid OH - 014260	KU-136500- KY Overhead Conductor	Removals	108901	2020	11	1,247
0110	CNBRD4260	NB Resid OH - 014260	KU-136500- KY Overhead Conductor	Removals	108901	2020	12	(1,000)
0110	CNBRD426U	NB Resid UG - 014260	KU-136700- KY Undergrnd Conductors	Additions	107001	2020	9	29,866
0110	CNBRD426U	NB Resid UG - 014260	KU-136700- KY Undergrnd Conductors	Additions	107001	2020	10	35,430
0110	CNBRD426U	NB Resid UG - 014260	KU-136700- KY Undergrnd Conductors	Additions	107001	2020	11	38,677
0110	CNBRD426U	NB Resid UG - 014260	KU-136700- KY Undergrnd Conductors	Additions	107001	2020	12	28,677
0110	CNBRD426U	NB Resid UG - 014260	KU-136700- KY Undergrnd Conductors	Removals	108901	2020	9	599
0110	CNBRD7660	NB Resid OH - 017660	KU-136500- VA Overhead Conductor	Additions	107001	2020	9	38,568
0110	CNBRD7660	NB Resid OH - 017660	KU-136500- VA Overhead Conductor	Additions	107001	2020	10	35,073
0110	CNBRD7660	NB Resid OH - 017660	KU-136500- VA Overhead Conductor	Additions	107001	2020	11	36,251
0110	CNBRD7660	NB Resid OH - 017660	KU-136500- VA Overhead Conductor	Additions	107001	2020	12	38,382
0110	CNBRD7660	NB Resid OH - 017660	KU-136500- VA Overhead Conductor	Removals	108901	2020	9	10,923
0110	CNBRD7660	NB Resid OH - 017660	KU-136500- VA Overhead Conductor	Removals	108901	2020	10	1,281
0110	CNBRD7660	NB Resid OH - 017660	KU-136500- VA Overhead Conductor	Removals	108901	2020	12	2,281
0110	CNBRD766U	NB Resid UG - 017660	KU-136700- VA Undergrnd Conductors	Additions	107001	2020	9	3,784
0110	CNBRD766U	NB Resid UG - 017660	KU-136700- VA Undergrnd Conductors	Additions	107001	2020	10	5,802
0110	CNBRD766U	NB Resid UG - 017660	KU-136700- VA Undergrnd Conductors	Additions	107001	2020	11	10,521
0110	CNBRD766U	NB Resid UG - 017660	KU-136700- VA Undergrnd Conductors	Additions	107001	2020	12	5,586
0110	CNBRD766U	NB Resid UG - 017660	KU-136700- VA Undergrnd Conductors	Removals	108901	2020	9	-
0110	CNBSV1560	NB Elect Serv OH - 011560	KU-136500- KY Overhead Conductor	Additions	107001	2020	9	73,995
0110	CNBSV1560	NB Elect Serv OH - 011560	KU-136500- KY Overhead Conductor	Additions	107001	2020	10	31,908
0110	CNBSV1560	NB Elect Serv OH - 011560	KU-136500- KY Overhead Conductor	Additions	107001	2020	11	36,908
0110	CNBSV1560	NB Elect Serv OH - 011560	KU-136500- KY Overhead Conductor	Additions	107001	2020	12	36,907
0110	CNBSV1560	NB Elect Serv OH - 011560	KU-136500- KY Overhead Conductor	Removals	108901	2020	9	36,527
0110	CNBSV1560	NB Elect Serv OH - 011560	KU-136500- KY Overhead Conductor	Removals	108901	2020	10	2,196

0110	CNBSV1560	NB Elect Serv OH - 011560	KU-136500- KY Overhead Conductor	Removals	108901	2020	11	2,196
0110	CNBSV1560	NB Elect Serv OH - 011560	KU-136500- KY Overhead Conductor	Removals	108901	2020	12	2,196
0110	CNBSV156U	NB Elect Serv UG - 011560	KU-136700- KY Undergrnd Conductors	Additions	107001	2020	9	30,054
0110	CNBSV156U	NB Elect Serv UG - 011560	KU-136700- KY Undergrnd Conductors	Additions	107001	2020	10	16,076
0110	CNBSV156U	NB Elect Serv UG - 011560	KU-136700- KY Undergrnd Conductors	Additions	107001	2020	11	14,358
0110	CNBSV156U	NB Elect Serv UG - 011560	KU-136700- KY Undergrnd Conductors	Additions	107001	2020	12	14,358
0110	CNBSV156U	NB Elect Serv UG - 011560	KU-136700- KY Undergrnd Conductors	Removals	108901	2020	9	22,165
0110	CNBSV2160	NB Elect Serv OH - 012160	KU-136500- KY Overhead Conductor	Additions	107001	2020	9	30,682
0110	CNBSV2160	NB Elect Serv OH - 012160	KU-136500- KY Overhead Conductor	Additions	107001	2020	10	40,615
0110	CNBSV2160	NB Elect Serv OH - 012160	KU-136500- KY Overhead Conductor	Additions	107001	2020	11	40,615
0110	CNBSV2160	NB Elect Serv OH - 012160	KU-136500- KY Overhead Conductor	Additions	107001	2020	12	40,615
0110	CNBSV2160	NB Elect Serv OH - 012160	KU-136500- KY Overhead Conductor	Removals	108901	2020	9	(3,374)
0110	CNBSV216U	NB Elect Serv UG - 012160	KU-136700- KY Undergrnd Conductors	Additions	107001	2020	9	31,832
0110	CNBSV216U	NB Elect Serv UG - 012160	KU-136700- KY Undergrnd Conductors	Additions	107001	2020	10	56,777
0110	CNBSV216U	NB Elect Serv UG - 012160	KU-136700- KY Undergrnd Conductors	Additions	107001	2020	11	57,198
0110	CNBSV216U	NB Elect Serv UG - 012160	KU-136700- KY Undergrnd Conductors	Additions	107001	2020	12	57,619
0110	CNBSV216U	NB Elect Serv UG - 012160	KU-136700- KY Undergrnd Conductors	Removals	108901	2020	9	(5,196)
0110	CNBSV2360	NB Elect Serv OH - 012360	KU-136500- KY Overhead Conductor	Additions	107001	2020	9	41,064
0110	CNBSV2360	NB Elect Serv OH - 012360	KU-136500- KY Overhead Conductor	Additions	107001	2020	10	24,840
0110	CNBSV2360	NB Elect Serv OH - 012360	KU-136500- KY Overhead Conductor	Additions	107001	2020	11	24,840
0110	CNBSV2360	NB Elect Serv OH - 012360	KU-136500- KY Overhead Conductor	Additions	107001	2020	12	24,840
0110	CNBSV2360	NB Elect Serv OH - 012360	KU-136500- KY Overhead Conductor	Removals	108901	2020	9	5,723
0110	CNBSV2360	NB Elect Serv OH - 012360	KU-136500- KY Overhead Conductor	Removals	108901	2020	10	550
0110	CNBSV2360	NB Elect Serv OH - 012360	KU-136500- KY Overhead Conductor	Removals	108901	2020	11	550
0110	CNBSV2360	NB Elect Serv OH - 012360	KU-136500- KY Overhead Conductor	Removals	108901	2020	12	550
0110	CNBSV236U	NB Elect Serv UG - 012360	KU-136700- KY Undergrnd Conductors	Additions	107001	2020	9	62,440
0110	CNBSV236U	NB Elect Serv UG - 012360	KU-136700- KY Undergrnd Conductors	Additions	107001	2020	10	35,712
0110	CNBSV236U	NB Elect Serv UG - 012360	KU-136700- KY Undergrnd Conductors	Additions	107001	2020	11	35,712
0110	CNBSV236U	NB Elect Serv UG - 012360	KU-136700- KY Undergrnd Conductors	Additions	107001	2020	12	13,886
0110	CNBSV236U	NB Elect Serv UG - 012360	KU-136700- KY Undergrnd Conductors	Removals	108901	2020	9	10,591
0110	CNBSV236U	NB Elect Serv UG - 012360	KU-136700- KY Undergrnd Conductors	Removals	108901	2020	10	1,101
0110	CNBSV236U	NB Elect Serv UG - 012360	KU-136700- KY Undergrnd Conductors	Removals	108901	2020	11	1,101
0110	CNBSV236U	NB Elect Serv UG - 012360	KU-136700- KY Undergrnd Conductors	Removals	108901	2020	12	1,101
0110	CNBSV2460	NB Elect Serv OH - 012460	KU-136500- KY Overhead Conductor	Additions	107001	2020	9	9,903
0110	CNBSV2460	NB Elect Serv OH - 012460	KU-136500- KY Overhead Conductor	Additions	107001	2020	10	36,853
0110	CNBSV2460	NB Elect Serv OH - 012460	KU-136500- KY Overhead Conductor	Additions	107001	2020	11	43,012
0110	CNBSV2460	NB Elect Serv OH - 012460	KU-136500- KY Overhead Conductor	Additions	107001	2020	12	42,472
0110	CNBSV2460	NB Elect Serv OH - 012460	KU-136500- KY Overhead Conductor	Removals	108901	2020	9	32,926
0110	CNBSV2460	NB Elect Serv OH - 012460	KU-136500- KY Overhead Conductor	Removals	108901	2020	10	3,322
0110	CNBSV2460	NB Elect Serv OH - 012460	KU-136500- KY Overhead Conductor	Removals	108901	2020	11	4,322
0110	CNBSV2460	NB Elect Serv OH - 012460	KU-136500- KY Overhead Conductor	Removals	108901	2020	12	3,241
0110	CNBSV246U	NB Elect Serv UG - 012460	KU-136700- KY Undergrnd Conductors	Additions	107001	2020	9	29,269
0110	CNBSV246U	NB Elect Serv UG - 012460	KU-136700- KY Undergrnd Conductors	Additions	107001	2020	10	38,315
0110	CNBSV246U	NB Elect Serv UG - 012460	KU-136700- KY Undergrnd Conductors	Additions	107001	2020	11	44,642
0110	CNBSV246U	NB Elect Serv UG - 012460	KU-136700- KY Undergrnd Conductors	Additions	107001	2020	12	27,510
0110	CNBSV246U	NB Elect Serv UG - 012460	KU-136700- KY Undergrnd Conductors	Removals	108901	2020	9	5,846
0110	CNBSV2560	NB Elect Serv OH - 012560	KU-136500- KY Overhead Conductor	Additions	107001	2020	9	43,602

0110	CNBSV256O	NB Elect Serv OH - 012560	KU-136500- KY Overhead Conductor	Additions	107001	2020	10	14,663
0110	CNBSV256O	NB Elect Serv OH - 012560	KU-136500- KY Overhead Conductor	Additions	107001	2020	11	15,568
0110	CNBSV256O	NB Elect Serv OH - 012560	KU-136500- KY Overhead Conductor	Additions	107001	2020	12	6,663
0110	CNBSV256O	NB Elect Serv OH - 012560	KU-136500- KY Overhead Conductor	Removals	108901	2020	9	8,863
0110	CNBSV256O	NB Elect Serv OH - 012560	KU-136500- KY Overhead Conductor	Removals	108901	2020	10	337
0110	CNBSV256O	NB Elect Serv OH - 012560	KU-136500- KY Overhead Conductor	Removals	108901	2020	11	337
0110	CNBSV256O	NB Elect Serv OH - 012560	KU-136500- KY Overhead Conductor	Removals	108901	2020	12	337
0110	CNBSV256U	NB Elect Serv UG - 012560	KU-136700- KY Undergrnd Conductors	Additions	107001	2020	9	55,308
0110	CNBSV256U	NB Elect Serv UG - 012560	KU-136700- KY Undergrnd Conductors	Additions	107001	2020	10	36,446
0110	CNBSV256U	NB Elect Serv UG - 012560	KU-136700- KY Undergrnd Conductors	Additions	107001	2020	11	39,401
0110	CNBSV256U	NB Elect Serv UG - 012560	KU-136700- KY Undergrnd Conductors	Additions	107001	2020	12	38,894
0110	CNBSV256U	NB Elect Serv UG - 012560	KU-136700- KY Undergrnd Conductors	Removals	108901	2020	9	17,956
0110	CNBSV256U	NB Elect Serv UG - 012560	KU-136700- KY Undergrnd Conductors	Removals	108901	2020	10	1,106
0110	CNBSV256U	NB Elect Serv UG - 012560	KU-136700- KY Undergrnd Conductors	Removals	108901	2020	11	1,106
0110	CNBSV256U	NB Elect Serv UG - 012560	KU-136700- KY Undergrnd Conductors	Removals	108901	2020	12	1,106
0110	CNBSV315O	NB Elect Serv OH - 013150	KU-136500- KY Overhead Conductor	Additions	107001	2020	9	122,633
0110	CNBSV315O	NB Elect Serv OH - 013150	KU-136500- KY Overhead Conductor	Additions	107001	2020	10	72,622
0110	CNBSV315O	NB Elect Serv OH - 013150	KU-136500- KY Overhead Conductor	Additions	107001	2020	11	78,447
0110	CNBSV315O	NB Elect Serv OH - 013150	KU-136500- KY Overhead Conductor	Additions	107001	2020	12	70,481
0110	CNBSV315O	NB Elect Serv OH - 013150	KU-136500- KY Overhead Conductor	Removals	108901	2020	9	10,235
0110	CNBSV315O	NB Elect Serv OH - 013150	KU-136500- KY Overhead Conductor	Removals	108901	2020	10	1,634
0110	CNBSV315U	NB Elect Serv UG - 013150	KU-136700- KY Undergrnd Conductors	Additions	107001	2020	9	214,834
0110	CNBSV315U	NB Elect Serv UG - 013150	KU-136700- KY Undergrnd Conductors	Additions	107001	2020	10	146,429
0110	CNBSV315U	NB Elect Serv UG - 013150	KU-136700- KY Undergrnd Conductors	Additions	107001	2020	11	163,830
0110	CNBSV315U	NB Elect Serv UG - 013150	KU-136700- KY Undergrnd Conductors	Additions	107001	2020	12	167,122
0110	CNBSV315U	NB Elect Serv UG - 013150	KU-136700- KY Undergrnd Conductors	Removals	108901	2020	9	10,987
0110	CNBSV315U	NB Elect Serv UG - 013150	KU-136700- KY Undergrnd Conductors	Removals	108901	2020	10	1,634
0110	CNBSV366O	NB Elect Serv OH - 013660	KU-136500- KY Overhead Conductor	Additions	107001	2020	9	27,197
0110	CNBSV366O	NB Elect Serv OH - 013660	KU-136500- KY Overhead Conductor	Additions	107001	2020	10	31,772
0110	CNBSV366O	NB Elect Serv OH - 013660	KU-136500- KY Overhead Conductor	Additions	107001	2020	11	31,772
0110	CNBSV366O	NB Elect Serv OH - 013660	KU-136500- KY Overhead Conductor	Additions	107001	2020	12	75,109
0110	CNBSV366O	NB Elect Serv OH - 013660	KU-136500- KY Overhead Conductor	Removals	108901	2020	9	78,767
0110	CNBSV366O	NB Elect Serv OH - 013660	KU-136500- KY Overhead Conductor	Removals	108901	2020	10	7,777
0110	CNBSV366O	NB Elect Serv OH - 013660	KU-136500- KY Overhead Conductor	Removals	108901	2020	11	5,558
0110	CNBSV366O	NB Elect Serv OH - 013660	KU-136500- KY Overhead Conductor	Removals	108901	2020	12	7,777
0110	CNBSV366U	NB Elect Serv UG - 013660	KU-136700- KY Undergrnd Conductors	Additions	107001	2020	9	26,512
0110	CNBSV366U	NB Elect Serv UG - 013660	KU-136700- KY Undergrnd Conductors	Additions	107001	2020	10	23,675
0110	CNBSV366U	NB Elect Serv UG - 013660	KU-136700- KY Undergrnd Conductors	Additions	107001	2020	11	23,665
0110	CNBSV366U	NB Elect Serv UG - 013660	KU-136700- KY Undergrnd Conductors	Additions	107001	2020	12	51,621
0110	CNBSV366U	NB Elect Serv UG - 013660	KU-136700- KY Undergrnd Conductors	Removals	108901	2020	9	10,293
0110	CNBSV416O	NB Elect Serv OH - 014160	KU-136500- KY Overhead Conductor	Additions	107001	2020	9	77,618
0110	CNBSV416O	NB Elect Serv OH - 014160	KU-136500- KY Overhead Conductor	Additions	107001	2020	12	19,584
0110	CNBSV416O	NB Elect Serv OH - 014160	KU-136500- KY Overhead Conductor	Removals	108901	2020	9	23,455
0110	CNBSV416O	NB Elect Serv OH - 014160	KU-136500- KY Overhead Conductor	Removals	108901	2020	12	2,293
0110	CNBSV416U	NB Elect Serv UG - 014160	KU-136700- KY Undergrnd Conductors	Additions	107001	2020	9	11,142
0110	CNBSV416U	NB Elect Serv UG - 014160	KU-136700- KY Undergrnd Conductors	Additions	107001	2020	10	1,240
0110	CNBSV416U	NB Elect Serv UG - 014160	KU-136700- KY Undergrnd Conductors	Additions	107001	2020	11	4,774

0110	CNBSV416U	NB Elect Serv UG - 014160	KU-136700- KY Undergrnd Conductors	Additions	107001	2020	12	3,534
0110	CNBSV416U	NB Elect Serv UG - 014160	KU-136700- KY Undergrnd Conductors	Removals	108901	2020	9	3,084
0110	CNBSV426O	NB Elect Serv OH - 014260	KU-136500- KY Overhead Conductor	Additions	107001	2020	9	84,280
0110	CNBSV426O	NB Elect Serv OH - 014260	KU-136500- KY Overhead Conductor	Additions	107001	2020	10	34,407
0110	CNBSV426O	NB Elect Serv OH - 014260	KU-136500- KY Overhead Conductor	Additions	107001	2020	11	29,680
0110	CNBSV426O	NB Elect Serv OH - 014260	KU-136500- KY Overhead Conductor	Additions	107001	2020	12	33,167
0110	CNBSV426O	NB Elect Serv OH - 014260	KU-136500- KY Overhead Conductor	Removals	108901	2020	9	720
0110	CNBSV426U	NB Elect Serv UG - 014260	KU-136700- KY Undergrnd Conductors	Additions	107001	2020	9	(3,004)
0110	CNBSV426U	NB Elect Serv UG - 014260	KU-136700- KY Undergrnd Conductors	Additions	107001	2020	10	31,266
0110	CNBSV426U	NB Elect Serv UG - 014260	KU-136700- KY Undergrnd Conductors	Additions	107001	2020	11	29,019
0110	CNBSV426U	NB Elect Serv UG - 014260	KU-136700- KY Undergrnd Conductors	Additions	107001	2020	12	30,146
0110	CNBSV426U	NB Elect Serv UG - 014260	KU-136700- KY Undergrnd Conductors	Removals	108901	2020	9	3,552
0110	CNBSV766O	NB Elect Serv OH - 017660	KU-136500- VA Overhead Conductor	Additions	107001	2020	9	30,313
0110	CNBSV766O	NB Elect Serv OH - 017660	KU-136500- VA Overhead Conductor	Additions	107001	2020	10	19,886
0110	CNBSV766O	NB Elect Serv OH - 017660	KU-136500- VA Overhead Conductor	Additions	107001	2020	11	12,645
0110	CNBSV766O	NB Elect Serv OH - 017660	KU-136500- VA Overhead Conductor	Additions	107001	2020	12	20,165
0110	CNBSV766O	NB Elect Serv OH - 017660	KU-136500- VA Overhead Conductor	Removals	108901	2020	9	25,282
0110	CNBSV766O	NB Elect Serv OH - 017660	KU-136500- VA Overhead Conductor	Removals	108901	2020	10	2,035
0110	CNBSV766U	NB Elect Serv UG - 017660	KU-136700- VA Undergrnd Conductors	Additions	107001	2020	9	1,680
0110	CNBSV766U	NB Elect Serv UG - 017660	KU-136700- VA Undergrnd Conductors	Additions	107001	2020	10	10,214
0110	CNBSV766U	NB Elect Serv UG - 017660	KU-136700- VA Undergrnd Conductors	Additions	107001	2020	11	7,042
0110	CNBSV766U	NB Elect Serv UG - 017660	KU-136700- VA Undergrnd Conductors	Additions	107001	2020	12	48,324
0110	CNBSV766U	NB Elect Serv UG - 017660	KU-136700- VA Undergrnd Conductors	Removals	108901	2020	9	2,287
0110	CPBWK156	EI Public Works - 011560	KU-136500- KY Overhead Conductor	Additions	107001	2020	9	6,587
0110	CPBWK156	EI Public Works - 011560	KU-136500- KY Overhead Conductor	Additions	107001	2020	10	2,436
0110	CPBWK156	EI Public Works - 011560	KU-136500- KY Overhead Conductor	Additions	107001	2020	11	7,500
0110	CPBWK156	EI Public Works - 011560	KU-136500- KY Overhead Conductor	Additions	107001	2020	12	7,500
0110	CPBWK156	EI Public Works - 011560	KU-136500- KY Overhead Conductor	Removals	108901	2020	9	2,196
0110	CPBWK216	EI Public Works - 012160	KU-136500- KY Overhead Conductor	Additions	107001	2020	9	20,316
0110	CPBWK216	EI Public Works - 012160	KU-136500- KY Overhead Conductor	Additions	107001	2020	12	30,000
0110	CPBWK216	EI Public Works - 012160	KU-136500- KY Overhead Conductor	Removals	108901	2020	9	-
0110	CPBWK236	EI Public Works - 012360	KU-136500- KY Overhead Conductor	Additions	107001	2020	9	(1,650)
0110	CPBWK236	EI Public Works - 012360	KU-136500- KY Overhead Conductor	Additions	107001	2020	10	1,943
0110	CPBWK236	EI Public Works - 012360	KU-136500- KY Overhead Conductor	Additions	107001	2020	11	4,400
0110	CPBWK236	EI Public Works - 012360	KU-136500- KY Overhead Conductor	Additions	107001	2020	12	0
0110	CPBWK236	EI Public Works - 012360	KU-136500- KY Overhead Conductor	Removals	108901	2020	9	1,650
0110	CPBWK236	EI Public Works - 012360	KU-136500- KY Overhead Conductor	Removals	108901	2020	10	550
0110	CPBWK246	EI Public Works - 012460	KU-136500- KY Overhead Conductor	Additions	107001	2020	9	14,431
0110	CPBWK246	EI Public Works - 012460	KU-136500- KY Overhead Conductor	Removals	108901	2020	9	149
0110	CPBWK256	EI Public Works - 012560	KU-136500- KY Overhead Conductor	Additions	107001	2020	12	14,178
0110	CPBWK256	EI Public Works - 012560	KU-136500- KY Overhead Conductor	Removals	108901	2020	9	(361)
0110	CPBWK315	EI Public Works - 013150	KU-136500- KY Overhead Conductor	Additions	107001	2020	9	276,989
0110	CPBWK315	EI Public Works - 013150	KU-136500- KY Overhead Conductor	Additions	107001	2020	10	34,895
0110	CPBWK315	EI Public Works - 013150	KU-136500- KY Overhead Conductor	Additions	107001	2020	11	34,895
0110	CPBWK315	EI Public Works - 013150	KU-136500- KY Overhead Conductor	Additions	107001	2020	12	34,894
0110	CPBWK315	EI Public Works - 013150	KU-136500- KY Overhead Conductor	Removals	108901	2020	9	11,219
0110	CPBWK366	EI Public Works - 013660	KU-136500- KY Overhead Conductor	Additions	107001	2020	9	(6,155)

0110	CPBWK366	El Public Works - 013660	KU-136500- KY Overhead Conductor	Additions	107001	2020	10	13,262
0110	CPBWK366	El Public Works - 013660	KU-136500- KY Overhead Conductor	Additions	107001	2020	11	15,480
0110	CPBWK366	El Public Works - 013660	KU-136500- KY Overhead Conductor	Additions	107001	2020	12	110,056
0110	CPBWK366	El Public Works - 013660	KU-136500- KY Overhead Conductor	Removals	108901	2020	9	29,975
0110	CPBWK366	El Public Works - 013660	KU-136500- KY Overhead Conductor	Removals	108901	2020	10	3,340
0110	CPBWK366	El Public Works - 013660	KU-136500- KY Overhead Conductor	Removals	108901	2020	11	3,340
0110	CPBWK366	El Public Works - 013660	KU-136500- KY Overhead Conductor	Removals	108901	2020	12	2,240
0110	CPBWK416	El Public Works - 014160	KU-136500- KY Overhead Conductor	Additions	107001	2020	9	90,455
0110	CPBWK416	El Public Works - 014160	KU-136500- KY Overhead Conductor	Additions	107001	2020	12	947
0110	CPBWK416	El Public Works - 014160	KU-136500- KY Overhead Conductor	Removals	108901	2020	9	14,242
0110	CPBWK426	El Public Works - 014260	KU-136500- KY Overhead Conductor	Additions	107001	2020	9	(1,413)
0110	CPBWK426	El Public Works - 014260	KU-136500- KY Overhead Conductor	Additions	107001	2020	10	33,613
0110	CPBWK426	El Public Works - 014260	KU-136500- KY Overhead Conductor	Additions	107001	2020	11	31,367
0110	CPBWK426	El Public Works - 014260	KU-136500- KY Overhead Conductor	Additions	107001	2020	12	200,895
0110	CPBWK426	El Public Works - 014260	KU-136500- KY Overhead Conductor	Removals	108901	2020	9	13,639
0110	CPBWK766	El Public Works - 017660	KU-136500- VA Overhead Conductor	Additions	107001	2020	9	7,317
0110	CPBWK766	El Public Works - 017660	KU-136500- VA Overhead Conductor	Additions	107001	2020	10	48,174
0110	CPBWK766	El Public Works - 017660	KU-136500- VA Overhead Conductor	Additions	107001	2020	11	13,521
0110	CPBWK766	El Public Works - 017660	KU-136500- VA Overhead Conductor	Additions	107001	2020	12	44,000
0110	CRCST156	Cust Requested - 011560	KU-136700- KY Undergrnd Conductors	Additions	107001	2020	9	(9,040)
0110	CRCST156	Cust Requested - 011560	KU-136700- KY Undergrnd Conductors	Additions	107001	2020	10	2,935
0110	CRCST156	Cust Requested - 011560	KU-136700- KY Undergrnd Conductors	Additions	107001	2020	11	2,032
0110	CRCST156	Cust Requested - 011560	KU-136700- KY Undergrnd Conductors	Additions	107001	2020	12	2,130
0110	CRCST156	Cust Requested - 011560	KU-136700- KY Undergrnd Conductors	Removals	108901	2020	9	5,417
0110	CRCST216	Cust Requested - 012160	KU-136700- KY Undergrnd Conductors	Additions	107001	2020	9	30,320
0110	CRCST216	Cust Requested - 012160	KU-136700- KY Undergrnd Conductors	Additions	107001	2020	10	6,867
0110	CRCST216	Cust Requested - 012160	KU-136700- KY Undergrnd Conductors	Additions	107001	2020	11	6,867
0110	CRCST216	Cust Requested - 012160	KU-136700- KY Undergrnd Conductors	Additions	107001	2020	12	6,867
0110	CRCST216	Cust Requested - 012160	KU-136700- KY Undergrnd Conductors	Removals	108901	2020	9	(4,989)
0110	CRCST236	Cust Requested - 012360	KU-136700- KY Undergrnd Conductors	Additions	107001	2020	9	(3,094)
0110	CRCST236	Cust Requested - 012360	KU-136700- KY Undergrnd Conductors	Additions	107001	2020	10	13,802
0110	CRCST236	Cust Requested - 012360	KU-136700- KY Undergrnd Conductors	Additions	107001	2020	11	(550)
0110	CRCST236	Cust Requested - 012360	KU-136700- KY Undergrnd Conductors	Additions	107001	2020	12	(550)
0110	CRCST236	Cust Requested - 012360	KU-136700- KY Undergrnd Conductors	Removals	108901	2020	9	4,451
0110	CRCST236	Cust Requested - 012360	KU-136700- KY Undergrnd Conductors	Removals	108901	2020	10	550
0110	CRCST236	Cust Requested - 012360	KU-136700- KY Undergrnd Conductors	Removals	108901	2020	11	550
0110	CRCST236	Cust Requested - 012360	KU-136700- KY Undergrnd Conductors	Removals	108901	2020	12	550
0110	CRCST246	Cust Requested - 012460	KU-136700- KY Undergrnd Conductors	Additions	107001	2020	9	13,313
0110	CRCST246	Cust Requested - 012460	KU-136700- KY Undergrnd Conductors	Additions	107001	2020	10	60,804
0110	CRCST246	Cust Requested - 012460	KU-136700- KY Undergrnd Conductors	Additions	107001	2020	12	7,239
0110	CRCST246	Cust Requested - 012460	KU-136700- KY Undergrnd Conductors	Removals	108901	2020	9	1,131
0110	CRCST256	Cust Requested - 012560	KU-136700- KY Undergrnd Conductors	Additions	107001	2020	9	5,024
0110	CRCST256	Cust Requested - 012560	KU-136700- KY Undergrnd Conductors	Additions	107001	2020	10	10,057
0110	CRCST256	Cust Requested - 012560	KU-136700- KY Undergrnd Conductors	Additions	107001	2020	11	8,235
0110	CRCST256	Cust Requested - 012560	KU-136700- KY Undergrnd Conductors	Additions	107001	2020	12	6,934
0110	CRCST256	Cust Requested - 012560	KU-136700- KY Undergrnd Conductors	Removals	108901	2020	9	4,124
0110	CRCST256	Cust Requested - 012560	KU-136700- KY Undergrnd Conductors	Removals	108901	2020	10	221

0110	CRCST256	Cust Requested - 012560	KU-136700- KY Undergrnd Conductors	Removals	108901	2020	11	221
0110	CRCST256	Cust Requested - 012560	KU-136700- KY Undergrnd Conductors	Removals	108901	2020	12	221
0110	CRCST315	Cust Requested - 013150	KU-136700- KY Undergrnd Conductors	Additions	107001	2020	9	46,209
0110	CRCST315	Cust Requested - 013150	KU-136700- KY Undergrnd Conductors	Additions	107001	2020	10	69,309
0110	CRCST315	Cust Requested - 013150	KU-136700- KY Undergrnd Conductors	Additions	107001	2020	11	64,571
0110	CRCST315	Cust Requested - 013150	KU-136700- KY Undergrnd Conductors	Additions	107001	2020	12	56,081
0110	CRCST315	Cust Requested - 013150	KU-136700- KY Undergrnd Conductors	Removals	108901	2020	9	68,685
0110	CRCST315	Cust Requested - 013150	KU-136700- KY Undergrnd Conductors	Removals	108901	2020	10	4,143
0110	CRCST315	Cust Requested - 013150	KU-136700- KY Undergrnd Conductors	Removals	108901	2020	11	5,823
0110	CRCST315	Cust Requested - 013150	KU-136700- KY Undergrnd Conductors	Removals	108901	2020	12	4,143
0110	CRCST366	Cust Requested - 013660	KU-136700- KY Undergrnd Conductors	Additions	107001	2020	9	15,223
0110	CRCST366	Cust Requested - 013660	KU-136700- KY Undergrnd Conductors	Additions	107001	2020	10	3,998
0110	CRCST366	Cust Requested - 013660	KU-136700- KY Undergrnd Conductors	Additions	107001	2020	11	3,998
0110	CRCST366	Cust Requested - 013660	KU-136700- KY Undergrnd Conductors	Additions	107001	2020	12	(29,652)
0110	CRCST366	Cust Requested - 013660	KU-136700- KY Undergrnd Conductors	Removals	108901	2020	9	9,209
0110	CRCST366	Cust Requested - 013660	KU-136700- KY Undergrnd Conductors	Removals	108901	2020	10	1,120
0110	CRCST366	Cust Requested - 013660	KU-136700- KY Undergrnd Conductors	Removals	108901	2020	12	2,805
0110	CRCST416	Cust Requested - 014160	KU-136700- KY Undergrnd Conductors	Additions	107001	2020	9	(3,340)
0110	CRCST416	Cust Requested - 014160	KU-136700- KY Undergrnd Conductors	Additions	107001	2020	11	8,306
0110	CRCST416	Cust Requested - 014160	KU-136700- KY Undergrnd Conductors	Additions	107001	2020	12	60,600
0110	CRCST416	Cust Requested - 014160	KU-136700- KY Undergrnd Conductors	Removals	108901	2020	9	13,795
0110	CRCST426	Cust Requested - 014260	KU-136700- KY Undergrnd Conductors	Additions	107001	2020	9	42,173
0110	CRCST426	Cust Requested - 014260	KU-136700- KY Undergrnd Conductors	Additions	107001	2020	10	643
0110	CRCST426	Cust Requested - 014260	KU-136700- KY Undergrnd Conductors	Additions	107001	2020	11	(365)
0110	CRCST426	Cust Requested - 014260	KU-136700- KY Undergrnd Conductors	Additions	107001	2020	12	(365)
0110	CRCST426	Cust Requested - 014260	KU-136700- KY Undergrnd Conductors	Removals	108901	2020	9	3,600
0110	CRCST766	Cust Requested - 017660	KU-136700- VA Undergrnd Conductors	Additions	107001	2020	9	(1,136)
0110	CRCST766	Cust Requested - 017660	KU-136700- VA Undergrnd Conductors	Additions	107001	2020	10	19,496
0110	CRCST766	Cust Requested - 017660	KU-136700- VA Undergrnd Conductors	Additions	107001	2020	11	23,242
0110	CRCST766	Cust Requested - 017660	KU-136700- VA Undergrnd Conductors	Additions	107001	2020	12	8,002
0110	CRCST766	Cust Requested - 017660	KU-136700- VA Undergrnd Conductors	Removals	108901	2020	9	10,997
0110	CRDD1560	Capital Rep Def OH - 011560	KU-136500- KY Overhead Conductor	Additions	107001	2020	9	184,779
0110	CRDD1560	Capital Rep Def OH - 011560	KU-136500- KY Overhead Conductor	Additions	107001	2020	10	58,212
0110	CRDD1560	Capital Rep Def OH - 011560	KU-136500- KY Overhead Conductor	Additions	107001	2020	11	56,013
0110	CRDD1560	Capital Rep Def OH - 011560	KU-136500- KY Overhead Conductor	Additions	107001	2020	12	5,818
0110	CRDD1560	Capital Rep Def OH - 011560	KU-136500- KY Overhead Conductor	Removals	108901	2020	9	46,528
0110	CRDD1560	Capital Rep Def OH - 011560	KU-136500- KY Overhead Conductor	Removals	108901	2020	10	4,392
0110	CRDD1560	Capital Rep Def OH - 011560	KU-136500- KY Overhead Conductor	Removals	108901	2020	11	4,392
0110	CRDD1560	Capital Rep Def OH - 011560	KU-136500- KY Overhead Conductor	Removals	108901	2020	12	4,392
0110	CRDD156U	Capital Rep Def UG - 011560	KU-136700- KY Undergrnd Conductors	Additions	107001	2020	9	4,517
0110	CRDD156U	Capital Rep Def UG - 011560	KU-136700- KY Undergrnd Conductors	Additions	107001	2020	10	8,436
0110	CRDD156U	Capital Rep Def UG - 011560	KU-136700- KY Undergrnd Conductors	Additions	107001	2020	11	8,436
0110	CRDD156U	Capital Rep Def UG - 011560	KU-136700- KY Undergrnd Conductors	Additions	107001	2020	12	8,436
0110	CRDD156U	Capital Rep Def UG - 011560	KU-136700- KY Undergrnd Conductors	Removals	108901	2020	9	2,196
0110	CRDD2160	Capital Rep Def OH - 012160	KU-136500- KY Overhead Conductor	Additions	107001	2020	9	61,310
0110	CRDD2160	Capital Rep Def OH - 012160	KU-136500- KY Overhead Conductor	Additions	107001	2020	10	23,060
0110	CRDD2160	Capital Rep Def OH - 012160	KU-136500- KY Overhead Conductor	Additions	107001	2020	11	15,260

0110	CRDD2160	Capital Rep Def OH - 012160	KU-136500- KY Overhead Conductor	Additions	107001	2020	12	25,272
0110	CRDD2160	Capital Rep Def OH - 012160	KU-136500- KY Overhead Conductor	Removals	108901	2020	9	(7,567)
0110	CRDD216U	Capital Rep Def UG - 012160	KU-136700- KY Undergrnd Conductors	Additions	107001	2020	9	12,644
0110	CRDD216U	Capital Rep Def UG - 012160	KU-136700- KY Undergrnd Conductors	Additions	107001	2020	10	2,194
0110	CRDD216U	Capital Rep Def UG - 012160	KU-136700- KY Undergrnd Conductors	Additions	107001	2020	12	2,194
0110	CRDD216U	Capital Rep Def UG - 012160	KU-136700- KY Undergrnd Conductors	Removals	108901	2020	9	(1,000)
0110	CRDD236O	Capital Rep Def OH - 012360	KU-136500- KY Overhead Conductor	Additions	107001	2020	9	4,006
0110	CRDD236O	Capital Rep Def OH - 012360	KU-136500- KY Overhead Conductor	Additions	107001	2020	10	(3,621)
0110	CRDD236O	Capital Rep Def OH - 012360	KU-136500- KY Overhead Conductor	Additions	107001	2020	11	(3,621)
0110	CRDD236O	Capital Rep Def OH - 012360	KU-136500- KY Overhead Conductor	Additions	107001	2020	12	(23,457)
0110	CRDD236O	Capital Rep Def OH - 012360	KU-136500- KY Overhead Conductor	Removals	108901	2020	9	25,684
0110	CRDD236O	Capital Rep Def OH - 012360	KU-136500- KY Overhead Conductor	Removals	108901	2020	10	3,323
0110	CRDD236O	Capital Rep Def OH - 012360	KU-136500- KY Overhead Conductor	Removals	108901	2020	11	3,323
0110	CRDD236O	Capital Rep Def OH - 012360	KU-136500- KY Overhead Conductor	Removals	108901	2020	12	3,323
0110	CRDD236U	Capital Rep Def UG - 012360	KU-136700- KY Undergrnd Conductors	Additions	107001	2020	9	4,683
0110	CRDD236U	Capital Rep Def UG - 012360	KU-136700- KY Undergrnd Conductors	Additions	107001	2020	10	(298)
0110	CRDD236U	Capital Rep Def UG - 012360	KU-136700- KY Undergrnd Conductors	Additions	107001	2020	11	(298)
0110	CRDD236U	Capital Rep Def UG - 012360	KU-136700- KY Undergrnd Conductors	Additions	107001	2020	12	(298)
0110	CRDD236U	Capital Rep Def UG - 012360	KU-136700- KY Undergrnd Conductors	Removals	108901	2020	9	2,522
0110	CRDD236U	Capital Rep Def UG - 012360	KU-136700- KY Undergrnd Conductors	Removals	108901	2020	10	280
0110	CRDD236U	Capital Rep Def UG - 012360	KU-136700- KY Undergrnd Conductors	Removals	108901	2020	11	280
0110	CRDD236U	Capital Rep Def UG - 012360	KU-136700- KY Undergrnd Conductors	Removals	108901	2020	12	280
0110	CRDD246O	Capital Rep Def OH - 012460	KU-136500- KY Overhead Conductor	Additions	107001	2020	9	(6,667)
0110	CRDD246O	Capital Rep Def OH - 012460	KU-136500- KY Overhead Conductor	Additions	107001	2020	11	4,306
0110	CRDD246O	Capital Rep Def OH - 012460	KU-136500- KY Overhead Conductor	Additions	107001	2020	12	4,306
0110	CRDD246O	Capital Rep Def OH - 012460	KU-136500- KY Overhead Conductor	Removals	108901	2020	9	(5)
0110	CRDD246O	Capital Rep Def OH - 012460	KU-136500- KY Overhead Conductor	Removals	108901	2020	11	1,621
0110	CRDD246U	Capital Rep Def UG - 012460	KU-136700- KY Undergrnd Conductors	Additions	107001	2020	9	3,805
0110	CRDD246U	Capital Rep Def UG - 012460	KU-136700- KY Undergrnd Conductors	Removals	108901	2020	9	24
0110	CRDD256O	Capital Rep Def OH - 012560	KU-136500- KY Overhead Conductor	Additions	107001	2020	9	15,484
0110	CRDD256O	Capital Rep Def OH - 012560	KU-136500- KY Overhead Conductor	Additions	107001	2020	10	17,727
0110	CRDD256O	Capital Rep Def OH - 012560	KU-136500- KY Overhead Conductor	Additions	107001	2020	11	16,790
0110	CRDD256O	Capital Rep Def OH - 012560	KU-136500- KY Overhead Conductor	Additions	107001	2020	12	11,727
0110	CRDD256O	Capital Rep Def OH - 012560	KU-136500- KY Overhead Conductor	Removals	108901	2020	9	3,480
0110	CRDD256U	Capital Rep Def UG - 012560	KU-136700- KY Undergrnd Conductors	Additions	107001	2020	9	(1,163)
0110	CRDD256U	Capital Rep Def UG - 012560	KU-136700- KY Undergrnd Conductors	Additions	107001	2020	10	2,833
0110	CRDD256U	Capital Rep Def UG - 012560	KU-136700- KY Undergrnd Conductors	Additions	107001	2020	11	8,000
0110	CRDD256U	Capital Rep Def UG - 012560	KU-136700- KY Undergrnd Conductors	Additions	107001	2020	12	2,213
0110	CRDD256U	Capital Rep Def UG - 012560	KU-136700- KY Undergrnd Conductors	Removals	108901	2020	9	2,212
0110	CRDD315O	Capital Rep Def OH - 013150	KU-136500- KY Overhead Conductor	Additions	107001	2020	9	97,857
0110	CRDD315O	Capital Rep Def OH - 013150	KU-136500- KY Overhead Conductor	Additions	107001	2020	10	75,038
0110	CRDD315O	Capital Rep Def OH - 013150	KU-136500- KY Overhead Conductor	Additions	107001	2020	11	52,328
0110	CRDD315O	Capital Rep Def OH - 013150	KU-136500- KY Overhead Conductor	Additions	107001	2020	12	98,298
0110	CRDD315O	Capital Rep Def OH - 013150	KU-136500- KY Overhead Conductor	Removals	108901	2020	9	(24,652)
0110	CRDD315O	Capital Rep Def OH - 013150	KU-136500- KY Overhead Conductor	Removals	108901	2020	11	2,072
0110	CRDD315U	Capital Rep Def UG - 013150	KU-136700- KY Undergrnd Conductors	Additions	107001	2020	9	44,747
0110	CRDD315U	Capital Rep Def UG - 013150	KU-136700- KY Undergrnd Conductors	Additions	107001	2020	10	29,791

0110	CRDD315U	Capital Rep Def UG - 013150	KU-136700- KY Undergrnd Conductors	Additions	107001	2020	11	13,791
0110	CRDD315U	Capital Rep Def UG - 013150	KU-136700- KY Undergrnd Conductors	Additions	107001	2020	12	29,790
0110	CRDD315U	Capital Rep Def UG - 013150	KU-136700- KY Undergrnd Conductors	Removals	108901	2020	9	11,623
0110	CRDD315U	Capital Rep Def UG - 013150	KU-136700- KY Undergrnd Conductors	Removals	108901	2020	10	1,072
0110	CRDD315U	Capital Rep Def UG - 013150	KU-136700- KY Undergrnd Conductors	Removals	108901	2020	11	2,072
0110	CRDD315U	Capital Rep Def UG - 013150	KU-136700- KY Undergrnd Conductors	Removals	108901	2020	12	1,072
0110	CRDD366O	Capital Rep Def OH - 013660	KU-136500- KY Overhead Conductor	Additions	107001	2020	9	15,082
0110	CRDD366O	Capital Rep Def OH - 013660	KU-136500- KY Overhead Conductor	Additions	107001	2020	10	20,253
0110	CRDD366O	Capital Rep Def OH - 013660	KU-136500- KY Overhead Conductor	Additions	107001	2020	11	19,154
0110	CRDD366O	Capital Rep Def OH - 013660	KU-136500- KY Overhead Conductor	Additions	107001	2020	12	16,794
0110	CRDD366O	Capital Rep Def OH - 013660	KU-136500- KY Overhead Conductor	Removals	108901	2020	9	39,382
0110	CRDD366O	Capital Rep Def OH - 013660	KU-136500- KY Overhead Conductor	Removals	108901	2020	10	4,558
0110	CRDD366O	Capital Rep Def OH - 013660	KU-136500- KY Overhead Conductor	Removals	108901	2020	11	5,558
0110	CRDD366O	Capital Rep Def OH - 013660	KU-136500- KY Overhead Conductor	Removals	108901	2020	12	6,678
0110	CRDD366U	Capital Rep Def UG - 013660	KU-136700- KY Undergrnd Conductors	Additions	107001	2020	9	18,048
0110	CRDD366U	Capital Rep Def UG - 013660	KU-136700- KY Undergrnd Conductors	Additions	107001	2020	10	4,580
0110	CRDD366U	Capital Rep Def UG - 013660	KU-136700- KY Undergrnd Conductors	Additions	107001	2020	11	1,120
0110	CRDD366U	Capital Rep Def UG - 013660	KU-136700- KY Undergrnd Conductors	Additions	107001	2020	12	5,721
0110	CRDD366U	Capital Rep Def UG - 013660	KU-136700- KY Undergrnd Conductors	Removals	108901	2020	9	4,460
0110	CRDD366U	Capital Rep Def UG - 013660	KU-136700- KY Undergrnd Conductors	Removals	108901	2020	12	2,240
0110	CRDD416O	Capital Rep Def OH - 014160	KU-136500- KY Overhead Conductor	Additions	107001	2020	9	4,693
0110	CRDD416O	Capital Rep Def OH - 014160	KU-136500- KY Overhead Conductor	Removals	108901	2020	9	1,272
0110	CRDD426O	Capital Rep Def OH - 014260	KU-136500- KY Overhead Conductor	Additions	107001	2020	9	47,506
0110	CRDD426O	Capital Rep Def OH - 014260	KU-136500- KY Overhead Conductor	Additions	107001	2020	10	48,842
0110	CRDD426O	Capital Rep Def OH - 014260	KU-136500- KY Overhead Conductor	Additions	107001	2020	11	48,842
0110	CRDD426O	Capital Rep Def OH - 014260	KU-136500- KY Overhead Conductor	Additions	107001	2020	12	43,326
0110	CRDD426O	Capital Rep Def OH - 014260	KU-136500- KY Overhead Conductor	Removals	108901	2020	9	15,874
0110	CRDD426O	Capital Rep Def OH - 014260	KU-136500- KY Overhead Conductor	Removals	108901	2020	10	857
0110	CRDD426O	Capital Rep Def OH - 014260	KU-136500- KY Overhead Conductor	Removals	108901	2020	11	857
0110	CRDD426O	Capital Rep Def OH - 014260	KU-136500- KY Overhead Conductor	Removals	108901	2020	12	1,857
0110	CRDD426U	Capital Rep Def UG - 014260	KU-136700- KY Undergrnd Conductors	Additions	107001	2020	9	(1,181)
0110	CRDD426U	Capital Rep Def UG - 014260	KU-136700- KY Undergrnd Conductors	Additions	107001	2020	10	(1,833)
0110	CRDD426U	Capital Rep Def UG - 014260	KU-136700- KY Undergrnd Conductors	Additions	107001	2020	11	12
0110	CRDD426U	Capital Rep Def UG - 014260	KU-136700- KY Undergrnd Conductors	Additions	107001	2020	12	55,000
0110	CRDD426U	Capital Rep Def UG - 014260	KU-136700- KY Undergrnd Conductors	Removals	108901	2020	9	2,428
0110	CRDD426U	Capital Rep Def UG - 014260	KU-136700- KY Undergrnd Conductors	Removals	108901	2020	10	1,857
0110	CRDD766O	Capital Rep Def OH - 017660	KU-136500- VA Overhead Conductor	Additions	107001	2020	9	5,690
0110	CRDD766O	Capital Rep Def OH - 017660	KU-136500- VA Overhead Conductor	Additions	107001	2020	10	10,521
0110	CRDD766O	Capital Rep Def OH - 017660	KU-136500- VA Overhead Conductor	Additions	107001	2020	11	9,610
0110	CRDD766O	Capital Rep Def OH - 017660	KU-136500- VA Overhead Conductor	Additions	107001	2020	12	(87)
0110	CRDD766O	Capital Rep Def OH - 017660	KU-136500- VA Overhead Conductor	Removals	108901	2020	9	4,774
0110	CRDD766O	Capital Rep Def OH - 017660	KU-136500- VA Overhead Conductor	Removals	108901	2020	11	2,281
0110	CRDD766U	Capital Rep Def UG - 017660	KU-136700- VA Undergrnd Conductors	Additions	107001	2020	10	4,761
0110	CRDD766U	Capital Rep Def UG - 017660	KU-136700- VA Undergrnd Conductors	Additions	107001	2020	11	3,521
0110	CRELD156	Capital Reliability - 011560	KU-136500- KY Overhead Conductor	Additions	107001	2020	9	2,884
0110	CRELD156	Capital Reliability - 011560	KU-136500- KY Overhead Conductor	Additions	107001	2020	10	8,436
0110	CRELD156	Capital Reliability - 011560	KU-136500- KY Overhead Conductor	Additions	107001	2020	11	7,436

0110	CRELD156	Capital Reliability - 011560	KU-136500- KY Overhead Conductor	Additions	107001	2020	12	7,436
0110	CRELD156	Capital Reliability - 011560	KU-136500- KY Overhead Conductor	Removals	108901	2020	9	2,317
0110	CRELD216	Capital Reliability - 012160	KU-136500- KY Overhead Conductor	Additions	107001	2020	9	(23,372)
0110	CRELD216	Capital Reliability - 012160	KU-136500- KY Overhead Conductor	Additions	107001	2020	10	(108)
0110	CRELD216	Capital Reliability - 012160	KU-136500- KY Overhead Conductor	Additions	107001	2020	11	(104)
0110	CRELD216	Capital Reliability - 012160	KU-136500- KY Overhead Conductor	Additions	107001	2020	12	(104)
0110	CRELD216	Capital Reliability - 012160	KU-136500- KY Overhead Conductor	Removals	108901	2020	9	(4,108)
0110	CRELD236	Capital Reliability - 012360	KU-136500- KY Overhead Conductor	Additions	107001	2020	9	3,627
0110	CRELD236	Capital Reliability - 012360	KU-136500- KY Overhead Conductor	Additions	107001	2020	10	(550)
0110	CRELD236	Capital Reliability - 012360	KU-136500- KY Overhead Conductor	Additions	107001	2020	11	(550)
0110	CRELD236	Capital Reliability - 012360	KU-136500- KY Overhead Conductor	Additions	107001	2020	12	(550)
0110	CRELD236	Capital Reliability - 012360	KU-136500- KY Overhead Conductor	Removals	108901	2020	9	8,941
0110	CRELD236	Capital Reliability - 012360	KU-136500- KY Overhead Conductor	Removals	108901	2020	10	550
0110	CRELD236	Capital Reliability - 012360	KU-136500- KY Overhead Conductor	Removals	108901	2020	11	550
0110	CRELD236	Capital Reliability - 012360	KU-136500- KY Overhead Conductor	Removals	108901	2020	12	550
0110	CRELD246	Capital Reliability - 012460	KU-136500- KY Overhead Conductor	Additions	107001	2020	9	5,087
0110	CRELD246	Capital Reliability - 012460	KU-136500- KY Overhead Conductor	Additions	107001	2020	10	16,000
0110	CRELD246	Capital Reliability - 012460	KU-136500- KY Overhead Conductor	Additions	107001	2020	11	4,632
0110	CRELD246	Capital Reliability - 012460	KU-136500- KY Overhead Conductor	Additions	107001	2020	12	5,712
0110	CRELD246	Capital Reliability - 012460	KU-136500- KY Overhead Conductor	Removals	108901	2020	9	-
0110	CRELD256	Capital Reliability - 012560	KU-136500- KY Overhead Conductor	Additions	107001	2020	9	431
0110	CRELD256	Capital Reliability - 012560	KU-136500- KY Overhead Conductor	Additions	107001	2020	10	10,000
0110	CRELD256	Capital Reliability - 012560	KU-136500- KY Overhead Conductor	Additions	107001	2020	11	10,000
0110	CRELD256	Capital Reliability - 012560	KU-136500- KY Overhead Conductor	Additions	107001	2020	12	25,000
0110	CRELD256	Capital Reliability - 012560	KU-136500- KY Overhead Conductor	Removals	108901	2020	9	2,870
0110	CRELD315	Capital Reliability - 013150	KU-136500- KY Overhead Conductor	Additions	107001	2020	9	33,466
0110	CRELD315	Capital Reliability - 013150	KU-136500- KY Overhead Conductor	Additions	107001	2020	10	25,892
0110	CRELD315	Capital Reliability - 013150	KU-136500- KY Overhead Conductor	Additions	107001	2020	11	23,821
0110	CRELD315	Capital Reliability - 013150	KU-136500- KY Overhead Conductor	Additions	107001	2020	12	44,772
0110	CRELD315	Capital Reliability - 013150	KU-136500- KY Overhead Conductor	Removals	108901	2020	9	20,042
0110	CRELD315	Capital Reliability - 013150	KU-136500- KY Overhead Conductor	Removals	108901	2020	10	3,192
0110	CRELD315	Capital Reliability - 013150	KU-136500- KY Overhead Conductor	Removals	108901	2020	11	3,192
0110	CRELD315	Capital Reliability - 013150	KU-136500- KY Overhead Conductor	Removals	108901	2020	12	3,192
0110	CRELD366	Capital Reliability - 013660	KU-136500- KY Overhead Conductor	Additions	107001	2020	9	12,073
0110	CRELD366	Capital Reliability - 013660	KU-136500- KY Overhead Conductor	Additions	107001	2020	10	4,969
0110	CRELD366	Capital Reliability - 013660	KU-136500- KY Overhead Conductor	Removals	108901	2020	9	8,927
0110	CRELD416	Capital Reliability - 014160	KU-136500- KY Overhead Conductor	Additions	107001	2020	9	15,353
0110	CRELD416	Capital Reliability - 014160	KU-136500- KY Overhead Conductor	Additions	107001	2020	10	(30)
0110	CRELD416	Capital Reliability - 014160	KU-136500- KY Overhead Conductor	Additions	107001	2020	11	(277)
0110	CRELD416	Capital Reliability - 014160	KU-136500- KY Overhead Conductor	Additions	107001	2020	12	99,715
0110	CRELD416	Capital Reliability - 014160	KU-136500- KY Overhead Conductor	Removals	108901	2020	9	10,353
0110	CRELD426	Capital Reliability - 014260	KU-136500- KY Overhead Conductor	Additions	107001	2020	9	8,483
0110	CRELD426	Capital Reliability - 014260	KU-136500- KY Overhead Conductor	Additions	107001	2020	10	9,216
0110	CRELD426	Capital Reliability - 014260	KU-136500- KY Overhead Conductor	Additions	107001	2020	11	9,216
0110	CRELD426	Capital Reliability - 014260	KU-136500- KY Overhead Conductor	Additions	107001	2020	12	11,462
0110	CRELD426	Capital Reliability - 014260	KU-136500- KY Overhead Conductor	Removals	108901	2020	9	7,235
0110	CRELD766	Capital Reliability - 017660	KU-136500- VA Overhead Conductor	Additions	107001	2020	9	36,385

0110	CRELD766	Capital Reliability - 017660	KU-136500- VA Overhead Conductor	Additions	107001	2020	10	11,214
0110	CRELD766	Capital Reliability - 017660	KU-136500- VA Overhead Conductor	Additions	107001	2020	11	4,063
0110	CRELD766	Capital Reliability - 017660	KU-136500- VA Overhead Conductor	Additions	107001	2020	12	3,000
0110	CRELD766	Capital Reliability - 017660	KU-136500- VA Overhead Conductor	Removals	108901	2020	9	8,795
0110	CRELD766	Capital Reliability - 017660	KU-136500- VA Overhead Conductor	Removals	108901	2020	10	2,281
0110	CRPOLE156	Pole Repair/Replace - 011560	KU-136400-KY Poles, Towers, and Fix	Additions	107001	2020	9	5,734
0110	CRPOLE156	Pole Repair/Replace - 011560	KU-136400-KY Poles, Towers, and Fix	Additions	107001	2020	10	(5,512)
0110	CRPOLE156	Pole Repair/Replace - 011560	KU-136400-KY Poles, Towers, and Fix	Additions	107001	2020	11	(5,512)
0110	CRPOLE156	Pole Repair/Replace - 011560	KU-136400-KY Poles, Towers, and Fix	Additions	107001	2020	12	(23,027)
0110	CRPOLE156	Pole Repair/Replace - 011560	KU-136400-KY Poles, Towers, and Fix	Removals	108901	2020	9	54,143
0110	CRPOLE156	Pole Repair/Replace - 011560	KU-136400-KY Poles, Towers, and Fix	Removals	108901	2020	10	5,512
0110	CRPOLE156	Pole Repair/Replace - 011560	KU-136400-KY Poles, Towers, and Fix	Removals	108901	2020	11	5,512
0110	CRPOLE156	Pole Repair/Replace - 011560	KU-136400-KY Poles, Towers, and Fix	Removals	108901	2020	12	5,512
0110	CRPOLE216	Pole Repair/Replace - 012160	KU-136400-KY Poles, Towers, and Fix	Additions	107001	2020	9	94,857
0110	CRPOLE216	Pole Repair/Replace - 012160	KU-136400-KY Poles, Towers, and Fix	Additions	107001	2020	10	41,627
0110	CRPOLE216	Pole Repair/Replace - 012160	KU-136400-KY Poles, Towers, and Fix	Additions	107001	2020	11	41,627
0110	CRPOLE216	Pole Repair/Replace - 012160	KU-136400-KY Poles, Towers, and Fix	Additions	107001	2020	12	32,867
0110	CRPOLE216	Pole Repair/Replace - 012160	KU-136400-KY Poles, Towers, and Fix	Removals	108901	2020	9	8,709
0110	CRPOLE236	Pole Repair/Replace - 012360	KU-136400-KY Poles, Towers, and Fix	Additions	107001	2020	9	108,662
0110	CRPOLE236	Pole Repair/Replace - 012360	KU-136400-KY Poles, Towers, and Fix	Additions	107001	2020	10	41,872
0110	CRPOLE236	Pole Repair/Replace - 012360	KU-136400-KY Poles, Towers, and Fix	Additions	107001	2020	11	39,620
0110	CRPOLE236	Pole Repair/Replace - 012360	KU-136400-KY Poles, Towers, and Fix	Additions	107001	2020	12	117,794
0110	CRPOLE236	Pole Repair/Replace - 012360	KU-136400-KY Poles, Towers, and Fix	Removals	108901	2020	9	67,285
0110	CRPOLE236	Pole Repair/Replace - 012360	KU-136400-KY Poles, Towers, and Fix	Removals	108901	2020	10	7,206
0110	CRPOLE236	Pole Repair/Replace - 012360	KU-136400-KY Poles, Towers, and Fix	Removals	108901	2020	11	7,206
0110	CRPOLE236	Pole Repair/Replace - 012360	KU-136400-KY Poles, Towers, and Fix	Removals	108901	2020	12	7,206
0110	CRPOLE246	Pole Repair/Replace - 012460	KU-136400-KY Poles, Towers, and Fix	Additions	107001	2020	9	49,799
0110	CRPOLE246	Pole Repair/Replace - 012460	KU-136400-KY Poles, Towers, and Fix	Additions	107001	2020	10	49,471
0110	CRPOLE246	Pole Repair/Replace - 012460	KU-136400-KY Poles, Towers, and Fix	Additions	107001	2020	11	18,494
0110	CRPOLE246	Pole Repair/Replace - 012460	KU-136400-KY Poles, Towers, and Fix	Additions	107001	2020	12	18,494
0110	CRPOLE246	Pole Repair/Replace - 012460	KU-136400-KY Poles, Towers, and Fix	Removals	108901	2020	9	7,792
0110	CRPOLE256	Pole Repair/Replace - 012560	KU-136400-KY Poles, Towers, and Fix	Additions	107001	2020	9	119,296
0110	CRPOLE256	Pole Repair/Replace - 012560	KU-136400-KY Poles, Towers, and Fix	Additions	107001	2020	10	47,906
0110	CRPOLE256	Pole Repair/Replace - 012560	KU-136400-KY Poles, Towers, and Fix	Additions	107001	2020	11	30,297
0110	CRPOLE256	Pole Repair/Replace - 012560	KU-136400-KY Poles, Towers, and Fix	Additions	107001	2020	12	34,000
0110	CRPOLE256	Pole Repair/Replace - 012560	KU-136400-KY Poles, Towers, and Fix	Removals	108901	2020	9	22,068
0110	CRPOLE256	Pole Repair/Replace - 012560	KU-136400-KY Poles, Towers, and Fix	Removals	108901	2020	10	2,210
0110	CRPOLE315	Pole Repair/Replace - 013150	KU-136400-KY Poles, Towers, and Fix	Additions	107001	2020	9	107,359
0110	CRPOLE315	Pole Repair/Replace - 013150	KU-136400-KY Poles, Towers, and Fix	Additions	107001	2020	10	55,887
0110	CRPOLE315	Pole Repair/Replace - 013150	KU-136400-KY Poles, Towers, and Fix	Additions	107001	2020	11	57,958
0110	CRPOLE315	Pole Repair/Replace - 013150	KU-136400-KY Poles, Towers, and Fix	Additions	107001	2020	12	7,958
0110	CRPOLE315	Pole Repair/Replace - 013150	KU-136400-KY Poles, Towers, and Fix	Removals	108901	2020	9	44,630
0110	CRPOLE315	Pole Repair/Replace - 013150	KU-136400-KY Poles, Towers, and Fix	Removals	108901	2020	10	5,432
0110	CRPOLE315	Pole Repair/Replace - 013150	KU-136400-KY Poles, Towers, and Fix	Removals	108901	2020	11	3,361
0110	CRPOLE315	Pole Repair/Replace - 013150	KU-136400-KY Poles, Towers, and Fix	Removals	108901	2020	12	3,361
0110	CRPOLE366	Pole Repair/Replace - 013660	KU-136400-KY Poles, Towers, and Fix	Additions	107001	2020	9	86,323
0110	CRPOLE366	Pole Repair/Replace - 013660	KU-136400-KY Poles, Towers, and Fix	Additions	107001	2020	10	42,910

0110	CRPOLE366	Pole Repair/Replace - 013660	KU-136400-KY Poles, Towers, and Fix	Additions	107001	2020	11	81,496
0110	CRPOLE366	Pole Repair/Replace - 013660	KU-136400-KY Poles, Towers, and Fix	Additions	107001	2020	12	(15,696)
0110	CRPOLE366	Pole Repair/Replace - 013660	KU-136400-KY Poles, Towers, and Fix	Removals	108901	2020	9	145,591
0110	CRPOLE366	Pole Repair/Replace - 013660	KU-136400-KY Poles, Towers, and Fix	Removals	108901	2020	10	14,597
0110	CRPOLE366	Pole Repair/Replace - 013660	KU-136400-KY Poles, Towers, and Fix	Removals	108901	2020	11	14,597
0110	CRPOLE366	Pole Repair/Replace - 013660	KU-136400-KY Poles, Towers, and Fix	Removals	108901	2020	12	15,696
0110	CRPOLE416	Pole Repair/Replace - 014160	KU-136400-KY Poles, Towers, and Fix	Additions	107001	2020	9	58,156
0110	CRPOLE416	Pole Repair/Replace - 014160	KU-136400-KY Poles, Towers, and Fix	Additions	107001	2020	10	59,744
0110	CRPOLE416	Pole Repair/Replace - 014160	KU-136400-KY Poles, Towers, and Fix	Additions	107001	2020	11	8,097
0110	CRPOLE416	Pole Repair/Replace - 014160	KU-136400-KY Poles, Towers, and Fix	Additions	107001	2020	12	29,822
0110	CRPOLE416	Pole Repair/Replace - 014160	KU-136400-KY Poles, Towers, and Fix	Removals	108901	2020	9	22,591
0110	CRPOLE426	Pole Repair/Replace - 014260	KU-136400-KY Poles, Towers, and Fix	Additions	107001	2020	9	85,237
0110	CRPOLE426	Pole Repair/Replace - 014260	KU-136400-KY Poles, Towers, and Fix	Additions	107001	2020	10	39,899
0110	CRPOLE426	Pole Repair/Replace - 014260	KU-136400-KY Poles, Towers, and Fix	Additions	107001	2020	11	29,899
0110	CRPOLE426	Pole Repair/Replace - 014260	KU-136400-KY Poles, Towers, and Fix	Additions	107001	2020	12	34,763
0110	CRPOLE426	Pole Repair/Replace - 014260	KU-136400-KY Poles, Towers, and Fix	Removals	108901	2020	9	6,057
0110	CRPOLE766	Pole Repair/Replace - 017660	KU-136400-VA Poles, Towers, and Fix	Additions	107001	2020	9	41,054
0110	CRPOLE766	Pole Repair/Replace - 017660	KU-136400-VA Poles, Towers, and Fix	Additions	107001	2020	10	83,700
0110	CRPOLE766	Pole Repair/Replace - 017660	KU-136400-VA Poles, Towers, and Fix	Additions	107001	2020	11	87,533
0110	CRPOLE766	Pole Repair/Replace - 017660	KU-136400-VA Poles, Towers, and Fix	Additions	107001	2020	12	79,887
0110	CRPOLE766	Pole Repair/Replace - 017660	KU-136400-VA Poles, Towers, and Fix	Removals	108901	2020	9	37,987
0110	CRPOLE766	Pole Repair/Replace - 017660	KU-136400-VA Poles, Towers, and Fix	Removals	108901	2020	10	1,685
0110	CRPOLE766	Pole Repair/Replace - 017660	KU-136400-VA Poles, Towers, and Fix	Removals	108901	2020	11	1,685
0110	CRPOLE766	Pole Repair/Replace - 017660	KU-136400-VA Poles, Towers, and Fix	Removals	108901	2020	12	1,869
0110	CRSTLT156	Repair Street Lights - 011560	KU-137300- KY Str Lighting and Sign	Additions	107001	2020	9	44,409
0110	CRSTLT156	Repair Street Lights - 011560	KU-137300- KY Str Lighting and Sign	Additions	107001	2020	10	57,952
0110	CRSTLT156	Repair Street Lights - 011560	KU-137300- KY Str Lighting and Sign	Additions	107001	2020	11	55,754
0110	CRSTLT156	Repair Street Lights - 011560	KU-137300- KY Str Lighting and Sign	Additions	107001	2020	12	55,755
0110	CRSTLT156	Repair Street Lights - 011560	KU-137300- KY Str Lighting and Sign	Removals	108901	2020	9	12,048
0110	CRSTLT156	Repair Street Lights - 011560	KU-137300- KY Str Lighting and Sign	Removals	108901	2020	10	2,196
0110	CRSTLT216	Repair Street Lights - 012160	KU-137300- KY Str Lighting and Sign	Additions	107001	2020	9	27,555
0110	CRSTLT216	Repair Street Lights - 012160	KU-137300- KY Str Lighting and Sign	Additions	107001	2020	10	27,814
0110	CRSTLT216	Repair Street Lights - 012160	KU-137300- KY Str Lighting and Sign	Additions	107001	2020	11	24,771
0110	CRSTLT216	Repair Street Lights - 012160	KU-137300- KY Str Lighting and Sign	Additions	107001	2020	12	29,158
0110	CRSTLT216	Repair Street Lights - 012160	KU-137300- KY Str Lighting and Sign	Removals	108901	2020	9	(7,009)
0110	CRSTLT236	Repair Street Lights - 012360	KU-137300- KY Str Lighting and Sign	Additions	107001	2020	9	19,328
0110	CRSTLT236	Repair Street Lights - 012360	KU-137300- KY Str Lighting and Sign	Additions	107001	2020	10	36,677
0110	CRSTLT236	Repair Street Lights - 012360	KU-137300- KY Str Lighting and Sign	Additions	107001	2020	11	36,677
0110	CRSTLT236	Repair Street Lights - 012360	KU-137300- KY Str Lighting and Sign	Additions	107001	2020	12	36,198
0110	CRSTLT236	Repair Street Lights - 012360	KU-137300- KY Str Lighting and Sign	Removals	108901	2020	9	28,652
0110	CRSTLT236	Repair Street Lights - 012360	KU-137300- KY Str Lighting and Sign	Removals	108901	2020	10	3,323
0110	CRSTLT236	Repair Street Lights - 012360	KU-137300- KY Str Lighting and Sign	Removals	108901	2020	11	3,323
0110	CRSTLT236	Repair Street Lights - 012360	KU-137300- KY Str Lighting and Sign	Removals	108901	2020	12	3,323
0110	CRSTLT246	Repair Street Lights - 012460	KU-137300- KY Str Lighting and Sign	Additions	107001	2020	9	8,845
0110	CRSTLT246	Repair Street Lights - 012460	KU-137300- KY Str Lighting and Sign	Additions	107001	2020	10	103,465
0110	CRSTLT246	Repair Street Lights - 012460	KU-137300- KY Str Lighting and Sign	Additions	107001	2020	11	23,489
0110	CRSTLT246	Repair Street Lights - 012460	KU-137300- KY Str Lighting and Sign	Additions	107001	2020	12	25,649

0110	CRSTLT246	Repair Street Lights - 012460	KU-137300- KY Str Lighting and Sign	Removals	108901	2020	9	(655)
0110	CRSTLT256	Repair Street Lights - 012560	KU-137300- KY Str Lighting and Sign	Additions	107001	2020	9	23,101
0110	CRSTLT256	Repair Street Lights - 012560	KU-137300- KY Str Lighting and Sign	Additions	107001	2020	10	29,565
0110	CRSTLT256	Repair Street Lights - 012560	KU-137300- KY Str Lighting and Sign	Additions	107001	2020	11	27,084
0110	CRSTLT256	Repair Street Lights - 012560	KU-137300- KY Str Lighting and Sign	Additions	107001	2020	12	69,125
0110	CRSTLT256	Repair Street Lights - 012560	KU-137300- KY Str Lighting and Sign	Removals	108901	2020	9	2,210
0110	CRSTLT256	Repair Street Lights - 012560	KU-137300- KY Str Lighting and Sign	Removals	108901	2020	10	2,210
0110	CRSTLT315	Repair Street Lights - 013150	KU-137300- KY Str Lighting and Sign	Additions	107001	2020	9	128,787
0110	CRSTLT315	Repair Street Lights - 013150	KU-137300- KY Str Lighting and Sign	Additions	107001	2020	10	169,850
0110	CRSTLT315	Repair Street Lights - 013150	KU-137300- KY Str Lighting and Sign	Additions	107001	2020	11	173,042
0110	CRSTLT315	Repair Street Lights - 013150	KU-137300- KY Str Lighting and Sign	Additions	107001	2020	12	191,921
0110	CRSTLT315	Repair Street Lights - 013150	KU-137300- KY Str Lighting and Sign	Removals	108901	2020	9	3,206
0110	CRSTLT315	Repair Street Lights - 013150	KU-137300- KY Str Lighting and Sign	Removals	108901	2020	10	3,192
0110	CRSTLT315	Repair Street Lights - 013150	KU-137300- KY Str Lighting and Sign	Removals	108901	2020	12	1,120
0110	CRSTLT366	Repair Street Lights - 013660	KU-137300- KY Str Lighting and Sign	Additions	107001	2020	9	(24,951)
0110	CRSTLT366	Repair Street Lights - 013660	KU-137300- KY Str Lighting and Sign	Additions	107001	2020	10	21,815
0110	CRSTLT366	Repair Street Lights - 013660	KU-137300- KY Str Lighting and Sign	Additions	107001	2020	11	20,085
0110	CRSTLT366	Repair Street Lights - 013660	KU-137300- KY Str Lighting and Sign	Additions	107001	2020	12	18,976
0110	CRSTLT366	Repair Street Lights - 013660	KU-137300- KY Str Lighting and Sign	Removals	108901	2020	9	60,492
0110	CRSTLT366	Repair Street Lights - 013660	KU-137300- KY Str Lighting and Sign	Removals	108901	2020	10	7,777
0110	CRSTLT366	Repair Street Lights - 013660	KU-137300- KY Str Lighting and Sign	Removals	108901	2020	11	4,438
0110	CRSTLT366	Repair Street Lights - 013660	KU-137300- KY Str Lighting and Sign	Removals	108901	2020	12	5,678
0110	CRSTLT416	Repair Street Lights - 014160	KU-137300- KY Str Lighting and Sign	Additions	107001	2020	9	7,423
0110	CRSTLT416	Repair Street Lights - 014160	KU-137300- KY Str Lighting and Sign	Additions	107001	2020	10	23,267
0110	CRSTLT416	Repair Street Lights - 014160	KU-137300- KY Str Lighting and Sign	Additions	107001	2020	11	15,372
0110	CRSTLT416	Repair Street Lights - 014160	KU-137300- KY Str Lighting and Sign	Additions	107001	2020	12	13,080
0110	CRSTLT416	Repair Street Lights - 014160	KU-137300- KY Str Lighting and Sign	Removals	108901	2020	9	8
0110	CRSTLT426	Repair Street Lights - 014260	KU-137300- KY Str Lighting and Sign	Additions	107001	2020	9	(6,406)
0110	CRSTLT426	Repair Street Lights - 014260	KU-137300- KY Str Lighting and Sign	Additions	107001	2020	10	25,800
0110	CRSTLT426	Repair Street Lights - 014260	KU-137300- KY Str Lighting and Sign	Additions	107001	2020	11	35,647
0110	CRSTLT426	Repair Street Lights - 014260	KU-137300- KY Str Lighting and Sign	Additions	107001	2020	12	25,934
0110	CRSTLT426	Repair Street Lights - 014260	KU-137300- KY Str Lighting and Sign	Removals	108901	2020	9	19,998
0110	CRSTLT426	Repair Street Lights - 014260	KU-137300- KY Str Lighting and Sign	Removals	108901	2020	10	2,247
0110	CRSTLT426	Repair Street Lights - 014260	KU-137300- KY Str Lighting and Sign	Removals	108901	2020	11	2,247
0110	CRSTLT426	Repair Street Lights - 014260	KU-137300- KY Str Lighting and Sign	Removals	108901	2020	12	2,247
0110	CRSTLT766	Repair Street Lights - 017660	KU-137300- VA Str Lighting and Sign	Additions	107001	2020	9	2,352
0110	CRSTLT766	Repair Street Lights - 017660	KU-137300- VA Str Lighting and Sign	Additions	107001	2020	10	9,761
0110	CRSTLT766	Repair Street Lights - 017660	KU-137300- VA Str Lighting and Sign	Additions	107001	2020	11	15,002
0110	CRSTLT766	Repair Street Lights - 017660	KU-137300- VA Str Lighting and Sign	Additions	107001	2020	12	26,761
0110	CRSTLT766	Repair Street Lights - 017660	KU-137300- VA Str Lighting and Sign	Removals	108901	2020	9	1,543
0110	CRSTLT766	Repair Street Lights - 017660	KU-137300- VA Str Lighting and Sign	Removals	108901	2020	12	2,281
0110	CSTLT156	NB Street Lights - 011560	KU-137300- KY Str Lighting and Sign	Additions	107001	2020	9	42,605
0110	CSTLT156	NB Street Lights - 011560	KU-137300- KY Str Lighting and Sign	Additions	107001	2020	10	16,299
0110	CSTLT156	NB Street Lights - 011560	KU-137300- KY Str Lighting and Sign	Additions	107001	2020	11	11,300
0110	CSTLT156	NB Street Lights - 011560	KU-137300- KY Str Lighting and Sign	Additions	107001	2020	12	11,296
0110	CSTLT156	NB Street Lights - 011560	KU-137300- KY Str Lighting and Sign	Removals	108901	2020	9	13,947
0110	CSTLT156	NB Street Lights - 011560	KU-137300- KY Str Lighting and Sign	Removals	108901	2020	10	4,392

0110	CSTLT156	NB Street Lights - 011560	KU-137300- KY Str Lighting and Sign	Removals	108901	2020	11	2,196
0110	CSTLT156	NB Street Lights - 011560	KU-137300- KY Str Lighting and Sign	Removals	108901	2020	12	2,196
0110	CSTLT216	NB Street Lights - 012160	KU-137300- KY Str Lighting and Sign	Additions	107001	2020	9	37,148
0110	CSTLT216	NB Street Lights - 012160	KU-137300- KY Str Lighting and Sign	Additions	107001	2020	10	39,570
0110	CSTLT216	NB Street Lights - 012160	KU-137300- KY Str Lighting and Sign	Additions	107001	2020	11	39,466
0110	CSTLT216	NB Street Lights - 012160	KU-137300- KY Str Lighting and Sign	Additions	107001	2020	12	29,570
0110	CSTLT216	NB Street Lights - 012160	KU-137300- KY Str Lighting and Sign	Removals	108901	2020	9	(2,277)
0110	CSTLT236	NB Street Lights - 012360	KU-137300- KY Str Lighting and Sign	Additions	107001	2020	9	13,010
0110	CSTLT236	NB Street Lights - 012360	KU-137300- KY Str Lighting and Sign	Additions	107001	2020	10	37,797
0110	CSTLT236	NB Street Lights - 012360	KU-137300- KY Str Lighting and Sign	Additions	107001	2020	11	37,797
0110	CSTLT236	NB Street Lights - 012360	KU-137300- KY Str Lighting and Sign	Additions	107001	2020	12	36,001
0110	CSTLT236	NB Street Lights - 012360	KU-137300- KY Str Lighting and Sign	Removals	108901	2020	9	17,273
0110	CSTLT236	NB Street Lights - 012360	KU-137300- KY Str Lighting and Sign	Removals	108901	2020	10	2,203
0110	CSTLT236	NB Street Lights - 012360	KU-137300- KY Str Lighting and Sign	Removals	108901	2020	11	2,203
0110	CSTLT236	NB Street Lights - 012360	KU-137300- KY Str Lighting and Sign	Removals	108901	2020	12	2,203
0110	CSTLT246	NB Street Lights - 012460	KU-137300- KY Str Lighting and Sign	Additions	107001	2020	9	(67)
0110	CSTLT246	NB Street Lights - 012460	KU-137300- KY Str Lighting and Sign	Additions	107001	2020	10	19,305
0110	CSTLT246	NB Street Lights - 012460	KU-137300- KY Str Lighting and Sign	Additions	107001	2020	11	15,134
0110	CSTLT246	NB Street Lights - 012460	KU-137300- KY Str Lighting and Sign	Additions	107001	2020	12	19,888
0110	CSTLT246	NB Street Lights - 012460	KU-137300- KY Str Lighting and Sign	Removals	108901	2020	9	4,862
0110	CSTLT256	NB Street Lights - 012560	KU-137300- KY Str Lighting and Sign	Additions	107001	2020	9	25,337
0110	CSTLT256	NB Street Lights - 012560	KU-137300- KY Str Lighting and Sign	Additions	107001	2020	10	15,916
0110	CSTLT256	NB Street Lights - 012560	KU-137300- KY Str Lighting and Sign	Additions	107001	2020	11	25,894
0110	CSTLT256	NB Street Lights - 012560	KU-137300- KY Str Lighting and Sign	Additions	107001	2020	12	45,593
0110	CSTLT256	NB Street Lights - 012560	KU-137300- KY Str Lighting and Sign	Removals	108901	2020	9	69
0110	CSTLT256	NB Street Lights - 012560	KU-137300- KY Str Lighting and Sign	Removals	108901	2020	10	84
0110	CSTLT256	NB Street Lights - 012560	KU-137300- KY Str Lighting and Sign	Removals	108901	2020	11	106
0110	CSTLT256	NB Street Lights - 012560	KU-137300- KY Str Lighting and Sign	Removals	108901	2020	12	110
0110	CSTLT315	NB Street Lights - 013150	KU-137300- KY Str Lighting and Sign	Additions	107001	2020	9	152,702
0110	CSTLT315	NB Street Lights - 013150	KU-137300- KY Str Lighting and Sign	Additions	107001	2020	10	121,033
0110	CSTLT315	NB Street Lights - 013150	KU-137300- KY Str Lighting and Sign	Additions	107001	2020	11	122,463
0110	CSTLT315	NB Street Lights - 013150	KU-137300- KY Str Lighting and Sign	Additions	107001	2020	12	121,224
0110	CSTLT315	NB Street Lights - 013150	KU-137300- KY Str Lighting and Sign	Removals	108901	2020	9	(882)
0110	CSTLT315	NB Street Lights - 013150	KU-137300- KY Str Lighting and Sign	Removals	108901	2020	10	1,072
0110	CSTLT315	NB Street Lights - 013150	KU-137300- KY Str Lighting and Sign	Removals	108901	2020	11	72
0110	CSTLT315	NB Street Lights - 013150	KU-137300- KY Str Lighting and Sign	Removals	108901	2020	12	1,072
0110	CSTLT366	NB Street Lights - 013660	KU-137300- KY Str Lighting and Sign	Additions	107001	2020	9	24,877
0110	CSTLT366	NB Street Lights - 013660	KU-137300- KY Str Lighting and Sign	Additions	107001	2020	10	21,660
0110	CSTLT366	NB Street Lights - 013660	KU-137300- KY Str Lighting and Sign	Additions	107001	2020	11	21,660
0110	CSTLT366	NB Street Lights - 013660	KU-137300- KY Str Lighting and Sign	Additions	107001	2020	12	1,660
0110	CSTLT366	NB Street Lights - 013660	KU-137300- KY Str Lighting and Sign	Removals	108901	2020	9	35,605
0110	CSTLT366	NB Street Lights - 013660	KU-137300- KY Str Lighting and Sign	Removals	108901	2020	10	3,340
0110	CSTLT366	NB Street Lights - 013660	KU-137300- KY Str Lighting and Sign	Removals	108901	2020	11	3,340
0110	CSTLT366	NB Street Lights - 013660	KU-137300- KY Str Lighting and Sign	Removals	108901	2020	12	3,340
0110	CSTLT416	NB Street Lights - 014160	KU-137300- KY Str Lighting and Sign	Additions	107001	2020	9	17,954
0110	CSTLT416	NB Street Lights - 014160	KU-137300- KY Str Lighting and Sign	Additions	107001	2020	10	23,491
0110	CSTLT416	NB Street Lights - 014160	KU-137300- KY Str Lighting and Sign	Additions	107001	2020	11	23,491

0110	CSTLT416	NB Street Lights - 014160	KU-137300- KY Str Lighting and Sign	Additions	107001	2020	12	14,132
0110	CSTLT416	NB Street Lights - 014160	KU-137300- KY Str Lighting and Sign	Removals	108901	2020	9	9,012
0110	CSTLT416	NB Street Lights - 014160	KU-137300- KY Str Lighting and Sign	Removals	108901	2020	10	2,293
0110	CSTLT426	NB Street Lights - 014260	KU-137300- KY Str Lighting and Sign	Additions	107001	2020	9	18,320
0110	CSTLT426	NB Street Lights - 014260	KU-137300- KY Str Lighting and Sign	Additions	107001	2020	10	10,000
0110	CSTLT426	NB Street Lights - 014260	KU-137300- KY Str Lighting and Sign	Additions	107001	2020	11	(540)
0110	CSTLT426	NB Street Lights - 014260	KU-137300- KY Str Lighting and Sign	Additions	107001	2020	12	(635)
0110	CSTLT426	NB Street Lights - 014260	KU-137300- KY Str Lighting and Sign	Removals	108901	2020	9	1,172
0110	CSTLT766	NB Street Lights - 017660	KU-137300- VA Str Lighting and Sign	Additions	107001	2020	9	11,280
0110	CSTLT766	NB Street Lights - 017660	KU-137300- VA Str Lighting and Sign	Additions	107001	2020	10	10,564
0110	CSTLT766	NB Street Lights - 017660	KU-137300- VA Str Lighting and Sign	Additions	107001	2020	11	11,283
0110	CSTLT766	NB Street Lights - 017660	KU-137300- VA Str Lighting and Sign	Removals	108901	2020	9	14,020
0110	CSTLT766	NB Street Lights - 017660	KU-137300- VA Str Lighting and Sign	Removals	108901	2020	10	2,281
0110	CSTRMKU	Cap KU Major Storms	KU-136500- KY Overhead Conductor	Additions	107001	2020	9	755,407
0110	CSTRMKU	Cap KU Major Storms	KU-136500- KY Overhead Conductor	Additions	107001	2020	10	85,793
0110	CSTRMKU	Cap KU Major Storms	KU-136500- KY Overhead Conductor	Additions	107001	2020	11	123,250
0110	CSTRMKU	Cap KU Major Storms	KU-136500- KY Overhead Conductor	Additions	107001	2020	12	318,103
0110	CSTRMKU	Cap KU Major Storms	KU-136500- KY Overhead Conductor	Removals	108901	2020	9	227,778
0110	CSTRMKU	Cap KU Major Storms	KU-136500- KY Overhead Conductor	Removals	108901	2020	10	8,207
0110	CSTRMKU	Cap KU Major Storms	KU-136500- KY Overhead Conductor	Removals	108901	2020	11	11,750
0110	CSTRMKU	Cap KU Major Storms	KU-136500- KY Overhead Conductor	Removals	108901	2020	12	16,817
0110	CSYSEN156	Sys Enh - 011560	KU-136700- KY Undergrnd Conductors	Additions	107001	2020	9	22,103
0110	CSYSEN156	Sys Enh - 011560	KU-136700- KY Undergrnd Conductors	Additions	107001	2020	10	6,290
0110	CSYSEN156	Sys Enh - 011560	KU-136700- KY Undergrnd Conductors	Additions	107001	2020	11	11,093
0110	CSYSEN156	Sys Enh - 011560	KU-136700- KY Undergrnd Conductors	Additions	107001	2020	12	11,191
0110	CSYSEN156	Sys Enh - 011560	KU-136700- KY Undergrnd Conductors	Removals	108901	2020	9	13,166
0110	CSYSEN156	Sys Enh - 011560	KU-136700- KY Undergrnd Conductors	Removals	108901	2020	10	2,196
0110	CSYSEN216	Sys Enh - 012160	KU-136700- KY Undergrnd Conductors	Additions	107001	2020	9	70,399
0110	CSYSEN216	Sys Enh - 012160	KU-136700- KY Undergrnd Conductors	Additions	107001	2020	10	20,000
0110	CSYSEN216	Sys Enh - 012160	KU-136700- KY Undergrnd Conductors	Removals	108901	2020	9	(6,164)
0110	CSYSEN236	Sys Enh - 012360	KU-136700- KY Undergrnd Conductors	Additions	107001	2020	9	(135)
0110	CSYSEN236	Sys Enh - 012360	KU-136700- KY Undergrnd Conductors	Additions	107001	2020	10	5,974
0110	CSYSEN236	Sys Enh - 012360	KU-136700- KY Undergrnd Conductors	Additions	107001	2020	11	5,974
0110	CSYSEN236	Sys Enh - 012360	KU-136700- KY Undergrnd Conductors	Additions	107001	2020	12	5,975
0110	CSYSEN236	Sys Enh - 012360	KU-136700- KY Undergrnd Conductors	Removals	108901	2020	9	10,118
0110	CSYSEN236	Sys Enh - 012360	KU-136700- KY Undergrnd Conductors	Removals	108901	2020	10	1,110
0110	CSYSEN236	Sys Enh - 012360	KU-136700- KY Undergrnd Conductors	Removals	108901	2020	11	1,110
0110	CSYSEN236	Sys Enh - 012360	KU-136700- KY Undergrnd Conductors	Removals	108901	2020	12	1,110
0110	CSYSEN246	Sys Enh - 012460	KU-136700- KY Undergrnd Conductors	Additions	107001	2020	9	5,841
0110	CSYSEN246	Sys Enh - 012460	KU-136700- KY Undergrnd Conductors	Additions	107001	2020	10	(7,538)
0110	CSYSEN246	Sys Enh - 012460	KU-136700- KY Undergrnd Conductors	Removals	108901	2020	9	(6)
0110	CSYSEN256	Sys Enh - 012560	KU-136700- KY Undergrnd Conductors	Additions	107001	2020	9	6,281
0110	CSYSEN256	Sys Enh - 012560	KU-136700- KY Undergrnd Conductors	Additions	107001	2020	10	10,710
0110	CSYSEN256	Sys Enh - 012560	KU-136700- KY Undergrnd Conductors	Additions	107001	2020	11	12,117
0110	CSYSEN256	Sys Enh - 012560	KU-136700- KY Undergrnd Conductors	Additions	107001	2020	12	16,090
0110	CSYSEN256	Sys Enh - 012560	KU-136700- KY Undergrnd Conductors	Removals	108901	2020	9	4,110
0110	CSYSEN315	Sys Enh - 013150	KU-136700- KY Undergrnd Conductors	Additions	107001	2020	9	51,254

0110	CSYSEN315	Sys Enh - 013150	KU-136700- KY Undergrnd Conductors	Additions	107001	2020	10	48,054
0110	CSYSEN315	Sys Enh - 013150	KU-136700- KY Undergrnd Conductors	Additions	107001	2020	11	38,496
0110	CSYSEN315	Sys Enh - 013150	KU-136700- KY Undergrnd Conductors	Additions	107001	2020	12	36,915
0110	CSYSEN315	Sys Enh - 013150	KU-136700- KY Undergrnd Conductors	Removals	108901	2020	9	1,403
0110	CSYSEN315	Sys Enh - 013150	KU-136700- KY Undergrnd Conductors	Removals	108901	2020	10	1,120
0110	CSYSEN315	Sys Enh - 013150	KU-136700- KY Undergrnd Conductors	Removals	108901	2020	11	1,072
0110	CSYSEN366	Sys Enh - 013660	KU-136700- KY Undergrnd Conductors	Additions	107001	2020	9	11,419
0110	CSYSEN366	Sys Enh - 013660	KU-136700- KY Undergrnd Conductors	Additions	107001	2020	10	5,888
0110	CSYSEN366	Sys Enh - 013660	KU-136700- KY Undergrnd Conductors	Additions	107001	2020	11	5,888
0110	CSYSEN366	Sys Enh - 013660	KU-136700- KY Undergrnd Conductors	Additions	107001	2020	12	5,887
0110	CSYSEN366	Sys Enh - 013660	KU-136700- KY Undergrnd Conductors	Removals	108901	2020	9	13,672
0110	CSYSEN366	Sys Enh - 013660	KU-136700- KY Undergrnd Conductors	Removals	108901	2020	10	1,120
0110	CSYSEN366	Sys Enh - 013660	KU-136700- KY Undergrnd Conductors	Removals	108901	2020	11	1,120
0110	CSYSEN366	Sys Enh - 013660	KU-136700- KY Undergrnd Conductors	Removals	108901	2020	12	1,120
0110	CSYSEN416	Sys Enh - 014160	KU-136700- KY Undergrnd Conductors	Additions	107001	2020	9	18,439
0110	CSYSEN416	Sys Enh - 014160	KU-136700- KY Undergrnd Conductors	Removals	108901	2020	9	4,829
0110	CSYSEN426	Sys Enh - 014260	KU-136700- KY Undergrnd Conductors	Additions	107001	2020	9	29,282
0110	CSYSEN426	Sys Enh - 014260	KU-136700- KY Undergrnd Conductors	Additions	107001	2020	10	21,462
0110	CSYSEN426	Sys Enh - 014260	KU-136700- KY Undergrnd Conductors	Additions	107001	2020	11	11,462
0110	CSYSEN426	Sys Enh - 014260	KU-136700- KY Undergrnd Conductors	Additions	107001	2020	12	11,462
0110	CSYSEN426	Sys Enh - 014260	KU-136700- KY Undergrnd Conductors	Removals	108901	2020	9	6,742
0110	CSYSEN766	Sys Enh - 017660	KU-136700- VA Undergrnd Conductors	Additions	107001	2020	9	32,926
0110	CSYSEN766	Sys Enh - 017660	KU-136700- VA Undergrnd Conductors	Additions	107001	2020	10	10,803
0110	CSYSEN766	Sys Enh - 017660	KU-136700- VA Undergrnd Conductors	Additions	107001	2020	11	4,283
0110	CSYSEN766	Sys Enh - 017660	KU-136700- VA Undergrnd Conductors	Additions	107001	2020	12	6,933
0110	CSYSEN766	Sys Enh - 017660	KU-136700- VA Undergrnd Conductors	Removals	108901	2020	9	5,564
0110	CSYSEN766	Sys Enh - 017660	KU-136700- VA Undergrnd Conductors	Removals	108901	2020	11	2,281
0110	CTBRD1560	Cap Trouble Orders OH - 011560	KU-136500- KY Overhead Conductor	Additions	107001	2020	9	28,882
0110	CTBRD1560	Cap Trouble Orders OH - 011560	KU-136500- KY Overhead Conductor	Additions	107001	2020	10	1,466
0110	CTBRD1560	Cap Trouble Orders OH - 011560	KU-136500- KY Overhead Conductor	Additions	107001	2020	11	1,270
0110	CTBRD1560	Cap Trouble Orders OH - 011560	KU-136500- KY Overhead Conductor	Additions	107001	2020	12	1,271
0110	CTBRD1560	Cap Trouble Orders OH - 011560	KU-136500- KY Overhead Conductor	Removals	108901	2020	9	9,162
0110	CTBRD156U	Cap Trouble Orders UG - 011560	KU-136700- KY Undergrnd Conductors	Additions	107001	2020	9	(1,939)
0110	CTBRD156U	Cap Trouble Orders UG - 011560	KU-136700- KY Undergrnd Conductors	Removals	108901	2020	9	1,806
0110	CTBRD2160	Cap Trouble Orders OH - 012160	KU-136500- KY Overhead Conductor	Additions	107001	2020	9	(7,732)
0110	CTBRD2160	Cap Trouble Orders OH - 012160	KU-136500- KY Overhead Conductor	Additions	107001	2020	10	1,000
0110	CTBRD2160	Cap Trouble Orders OH - 012160	KU-136500- KY Overhead Conductor	Additions	107001	2020	11	(76)
0110	CTBRD2160	Cap Trouble Orders OH - 012160	KU-136500- KY Overhead Conductor	Additions	107001	2020	12	(272)
0110	CTBRD2160	Cap Trouble Orders OH - 012160	KU-136500- KY Overhead Conductor	Removals	108901	2020	9	(6,979)
0110	CTBRD2160	Cap Trouble Orders OH - 012160	KU-136500- KY Overhead Conductor	Removals	108901	2020	10	(1,000)
0110	CTBRD216U	Cap Trouble Orders UG - 012160	KU-136700- KY Undergrnd Conductors	Additions	107001	2020	9	(6,290)
0110	CTBRD216U	Cap Trouble Orders UG - 012160	KU-136700- KY Undergrnd Conductors	Additions	107001	2020	11	(104)
0110	CTBRD216U	Cap Trouble Orders UG - 012160	KU-136700- KY Undergrnd Conductors	Additions	107001	2020	12	(104)
0110	CTBRD216U	Cap Trouble Orders UG - 012160	KU-136700- KY Undergrnd Conductors	Removals	108901	2020	9	(3,000)
0110	CTBRD2360	Cap Trouble Orders OH - 012360	KU-136500- KY Overhead Conductor	Additions	107001	2020	9	(348)
0110	CTBRD2360	Cap Trouble Orders OH - 012360	KU-136500- KY Overhead Conductor	Additions	107001	2020	10	8,364
0110	CTBRD2360	Cap Trouble Orders OH - 012360	KU-136500- KY Overhead Conductor	Additions	107001	2020	11	9,236

0110	CTBRD2360	Cap Trouble Orders OH - 012360	KU-136500- KY Overhead Conductor	Additions	107001	2020	12	5,920
0110	CTBRD2360	Cap Trouble Orders OH - 012360	KU-136500- KY Overhead Conductor	Removals	108901	2020	9	4,062
0110	CTBRD2360	Cap Trouble Orders OH - 012360	KU-136500- KY Overhead Conductor	Removals	108901	2020	10	453
0110	CTBRD2360	Cap Trouble Orders OH - 012360	KU-136500- KY Overhead Conductor	Removals	108901	2020	11	453
0110	CTBRD2360	Cap Trouble Orders OH - 012360	KU-136500- KY Overhead Conductor	Removals	108901	2020	12	453
0110	CTBRD2460	Cap Trouble Orders OH - 012460	KU-136500- KY Overhead Conductor	Additions	107001	2020	9	1,474
0110	CTBRD2460	Cap Trouble Orders OH - 012460	KU-136500- KY Overhead Conductor	Additions	107001	2020	10	(12,876)
0110	CTBRD2460	Cap Trouble Orders OH - 012460	KU-136500- KY Overhead Conductor	Additions	107001	2020	11	10,236
0110	CTBRD2460	Cap Trouble Orders OH - 012460	KU-136500- KY Overhead Conductor	Additions	107001	2020	12	7,542
0110	CTBRD2460	Cap Trouble Orders OH - 012460	KU-136500- KY Overhead Conductor	Removals	108901	2020	9	3,026
0110	CTBRD2460	Cap Trouble Orders OH - 012460	KU-136500- KY Overhead Conductor	Removals	108901	2020	10	3,026
0110	CTBRD246U	Cap Trouble Orders UG - 012460	KU-136700- KY Undergrnd Conductors	Additions	107001	2020	9	(2,026)
0110	CTBRD246U	Cap Trouble Orders UG - 012460	KU-136700- KY Undergrnd Conductors	Additions	107001	2020	10	8,574
0110	CTBRD246U	Cap Trouble Orders UG - 012460	KU-136700- KY Undergrnd Conductors	Additions	107001	2020	11	5,243
0110	CTBRD246U	Cap Trouble Orders UG - 012460	KU-136700- KY Undergrnd Conductors	Additions	107001	2020	12	1,436
0110	CTBRD246U	Cap Trouble Orders UG - 012460	KU-136700- KY Undergrnd Conductors	Removals	108901	2020	9	3,026
0110	CTBRD246U	Cap Trouble Orders UG - 012460	KU-136700- KY Undergrnd Conductors	Removals	108901	2020	10	3,026
0110	CTBRD2560	Cap Trouble Orders OH - 012560	KU-136500- KY Overhead Conductor	Additions	107001	2020	9	8,152
0110	CTBRD2560	Cap Trouble Orders OH - 012560	KU-136500- KY Overhead Conductor	Additions	107001	2020	10	7,436
0110	CTBRD2560	Cap Trouble Orders OH - 012560	KU-136500- KY Overhead Conductor	Additions	107001	2020	11	10,660
0110	CTBRD2560	Cap Trouble Orders OH - 012560	KU-136500- KY Overhead Conductor	Additions	107001	2020	12	7,047
0110	CTBRD2560	Cap Trouble Orders OH - 012560	KU-136500- KY Overhead Conductor	Removals	108901	2020	9	3,259
0110	CTBRD2560	Cap Trouble Orders OH - 012560	KU-136500- KY Overhead Conductor	Removals	108901	2020	10	658
0110	CTBRD3150	Cap Trouble Orders OH - 013150	KU-136500- KY Overhead Conductor	Additions	107001	2020	9	74,143
0110	CTBRD3150	Cap Trouble Orders OH - 013150	KU-136500- KY Overhead Conductor	Additions	107001	2020	10	32,094
0110	CTBRD3150	Cap Trouble Orders OH - 013150	KU-136500- KY Overhead Conductor	Additions	107001	2020	11	32,094
0110	CTBRD3150	Cap Trouble Orders OH - 013150	KU-136500- KY Overhead Conductor	Additions	107001	2020	12	32,094
0110	CTBRD3150	Cap Trouble Orders OH - 013150	KU-136500- KY Overhead Conductor	Removals	108901	2020	9	(2,049)
0110	CTBRD315U	Cap Trouble Orders UG - 013150	KU-136700- KY Undergrnd Conductors	Additions	107001	2020	9	10,472
0110	CTBRD315U	Cap Trouble Orders UG - 013150	KU-136700- KY Undergrnd Conductors	Additions	107001	2020	10	9,721
0110	CTBRD315U	Cap Trouble Orders UG - 013150	KU-136700- KY Undergrnd Conductors	Additions	107001	2020	11	9,721
0110	CTBRD315U	Cap Trouble Orders UG - 013150	KU-136700- KY Undergrnd Conductors	Additions	107001	2020	12	9,721
0110	CTBRD315U	Cap Trouble Orders UG - 013150	KU-136700- KY Undergrnd Conductors	Removals	108901	2020	9	(1,062)
0110	CTBRD3660	Cap Trouble Orders OH - 013660	KU-136500- KY Overhead Conductor	Additions	107001	2020	9	15,283
0110	CTBRD3660	Cap Trouble Orders OH - 013660	KU-136500- KY Overhead Conductor	Additions	107001	2020	10	(4,295)
0110	CTBRD3660	Cap Trouble Orders OH - 013660	KU-136500- KY Overhead Conductor	Additions	107001	2020	11	(1,885)
0110	CTBRD3660	Cap Trouble Orders OH - 013660	KU-136500- KY Overhead Conductor	Additions	107001	2020	12	54,513
0110	CTBRD3660	Cap Trouble Orders OH - 013660	KU-136500- KY Overhead Conductor	Removals	108901	2020	9	31,525
0110	CTBRD3660	Cap Trouble Orders OH - 013660	KU-136500- KY Overhead Conductor	Removals	108901	2020	10	4,048
0110	CTBRD3660	Cap Trouble Orders OH - 013660	KU-136500- KY Overhead Conductor	Removals	108901	2020	11	1,829
0110	CTBRD3660	Cap Trouble Orders OH - 013660	KU-136500- KY Overhead Conductor	Removals	108901	2020	12	1,829
0110	CTBRD366U	Cap Trouble Orders UG - 013660	KU-136700- KY Undergrnd Conductors	Additions	107001	2020	9	4,256
0110	CTBRD366U	Cap Trouble Orders UG - 013660	KU-136700- KY Undergrnd Conductors	Additions	107001	2020	12	(2,219)
0110	CTBRD366U	Cap Trouble Orders UG - 013660	KU-136700- KY Undergrnd Conductors	Removals	108901	2020	9	4,458
0110	CTBRD366U	Cap Trouble Orders UG - 013660	KU-136700- KY Undergrnd Conductors	Removals	108901	2020	12	2,219
0110	CTBRD4160	Cap Trouble Orders OH - 014160	KU-136500- KY Overhead Conductor	Additions	107001	2020	9	23,959
0110	CTBRD4160	Cap Trouble Orders OH - 014160	KU-136500- KY Overhead Conductor	Additions	107001	2020	10	18,245

0110	CTBRD4160	Cap Trouble Orders OH - 014160	KU-136500- KY Overhead Conductor	Additions	107001	2020	11	10,634
0110	CTBRD4160	Cap Trouble Orders OH - 014160	KU-136500- KY Overhead Conductor	Additions	107001	2020	12	9,514
0110	CTBRD4160	Cap Trouble Orders OH - 014160	KU-136500- KY Overhead Conductor	Removals	108901	2020	9	16,703
0110	CTBRD4260	Cap Trouble Orders OH - 014260	KU-136500- KY Overhead Conductor	Additions	107001	2020	9	40,085
0110	CTBRD4260	Cap Trouble Orders OH - 014260	KU-136500- KY Overhead Conductor	Additions	107001	2020	10	30,072
0110	CTBRD4260	Cap Trouble Orders OH - 014260	KU-136500- KY Overhead Conductor	Additions	107001	2020	11	38,831
0110	CTBRD4260	Cap Trouble Orders OH - 014260	KU-136500- KY Overhead Conductor	Additions	107001	2020	12	23,072
0110	CTBRD4260	Cap Trouble Orders OH - 014260	KU-136500- KY Overhead Conductor	Removals	108901	2020	9	6
0110	CTBRD7660	Cap Trouble Orders OH - 017660	KU-136500- VA Overhead Conductor	Additions	107001	2020	9	4,480
0110	CTBRD7660	Cap Trouble Orders OH - 017660	KU-136500- VA Overhead Conductor	Additions	107001	2020	10	16,886
0110	CTBRD7660	Cap Trouble Orders OH - 017660	KU-136500- VA Overhead Conductor	Additions	107001	2020	11	8,083
0110	CTBRD7660	Cap Trouble Orders OH - 017660	KU-136500- VA Overhead Conductor	Additions	107001	2020	12	73,584
0110	CTBRD7660	Cap Trouble Orders OH - 017660	KU-136500- VA Overhead Conductor	Removals	108901	2020	9	19,110
0110	CTBRD7660	Cap Trouble Orders OH - 017660	KU-136500- VA Overhead Conductor	Removals	108901	2020	10	2,281
0110	CTBRD7660	Cap Trouble Orders OH - 017660	KU-136500- VA Overhead Conductor	Removals	108901	2020	11	4,172
0110	CTPD156	Capital Thrd Party - 011560	KU-136400-KY Poles, Towers, and Fix	Additions	107001	2020	9	13,781
0110	CTPD156	Capital Thrd Party - 011560	KU-136400-KY Poles, Towers, and Fix	Additions	107001	2020	10	6,466
0110	CTPD156	Capital Thrd Party - 011560	KU-136400-KY Poles, Towers, and Fix	Additions	107001	2020	11	3,933
0110	CTPD156	Capital Thrd Party - 011560	KU-136400-KY Poles, Towers, and Fix	Additions	107001	2020	12	(582)
0110	CTPD156	Capital Thrd Party - 011560	KU-136400-KY Poles, Towers, and Fix	Removals	108901	2020	9	(2,111)
0110	CTPD216	Capital Thrd Party - 012160	KU-136400-KY Poles, Towers, and Fix	Additions	107001	2020	9	46,263
0110	CTPD216	Capital Thrd Party - 012160	KU-136400-KY Poles, Towers, and Fix	Additions	107001	2020	10	25,236
0110	CTPD216	Capital Thrd Party - 012160	KU-136400-KY Poles, Towers, and Fix	Additions	107001	2020	11	3,996
0110	CTPD216	Capital Thrd Party - 012160	KU-136400-KY Poles, Towers, and Fix	Additions	107001	2020	12	2,194
0110	CTPD216	Capital Thrd Party - 012160	KU-136400-KY Poles, Towers, and Fix	Removals	108901	2020	9	(15,534)
0110	CTPD236	Capital Thrd Party - 012360	KU-136400-KY Poles, Towers, and Fix	Additions	107001	2020	9	11,188
0110	CTPD236	Capital Thrd Party - 012360	KU-136400-KY Poles, Towers, and Fix	Additions	107001	2020	10	8,043
0110	CTPD236	Capital Thrd Party - 012360	KU-136400-KY Poles, Towers, and Fix	Additions	107001	2020	11	18,679
0110	CTPD236	Capital Thrd Party - 012360	KU-136400-KY Poles, Towers, and Fix	Additions	107001	2020	12	8,456
0110	CTPD236	Capital Thrd Party - 012360	KU-136400-KY Poles, Towers, and Fix	Removals	108901	2020	9	4,413
0110	CTPD236	Capital Thrd Party - 012360	KU-136400-KY Poles, Towers, and Fix	Removals	108901	2020	10	550
0110	CTPD236	Capital Thrd Party - 012360	KU-136400-KY Poles, Towers, and Fix	Removals	108901	2020	11	550
0110	CTPD236	Capital Thrd Party - 012360	KU-136400-KY Poles, Towers, and Fix	Removals	108901	2020	12	550
0110	CTPD246	Capital Thrd Party - 012460	KU-136400-KY Poles, Towers, and Fix	Additions	107001	2020	9	(3,660)
0110	CTPD246	Capital Thrd Party - 012460	KU-136400-KY Poles, Towers, and Fix	Additions	107001	2020	10	25,855
0110	CTPD246	Capital Thrd Party - 012460	KU-136400-KY Poles, Towers, and Fix	Additions	107001	2020	11	2,161
0110	CTPD246	Capital Thrd Party - 012460	KU-136400-KY Poles, Towers, and Fix	Additions	107001	2020	12	2,161
0110	CTPD246	Capital Thrd Party - 012460	KU-136400-KY Poles, Towers, and Fix	Removals	108901	2020	9	6,160
0110	CTPD256	Capital Thrd Party - 012560	KU-136400-KY Poles, Towers, and Fix	Additions	107001	2020	9	9,799
0110	CTPD256	Capital Thrd Party - 012560	KU-136400-KY Poles, Towers, and Fix	Additions	107001	2020	10	5,001
0110	CTPD256	Capital Thrd Party - 012560	KU-136400-KY Poles, Towers, and Fix	Additions	107001	2020	11	11,882
0110	CTPD256	Capital Thrd Party - 012560	KU-136400-KY Poles, Towers, and Fix	Additions	107001	2020	12	12,453
0110	CTPD315	Capital Thrd Party - 013150	KU-136400-KY Poles, Towers, and Fix	Additions	107001	2020	9	60,121
0110	CTPD315	Capital Thrd Party - 013150	KU-136400-KY Poles, Towers, and Fix	Additions	107001	2020	10	15,119
0110	CTPD315	Capital Thrd Party - 013150	KU-136400-KY Poles, Towers, and Fix	Additions	107001	2020	11	15,119
0110	CTPD315	Capital Thrd Party - 013150	KU-136400-KY Poles, Towers, and Fix	Additions	107001	2020	12	15,119
0110	CTPD315	Capital Thrd Party - 013150	KU-136400-KY Poles, Towers, and Fix	Removals	108901	2020	9	(25,889)

0110	CTPD366	Capital Thrd Party - 013660	KU-136400-KY Poles, Towers, and Fix	Additions	107001	2020	9	(23,248)
0110	CTPD366	Capital Thrd Party - 013660	KU-136400-KY Poles, Towers, and Fix	Additions	107001	2020	10	(540)
0110	CTPD366	Capital Thrd Party - 013660	KU-136400-KY Poles, Towers, and Fix	Additions	107001	2020	11	(736)
0110	CTPD366	Capital Thrd Party - 013660	KU-136400-KY Poles, Towers, and Fix	Additions	107001	2020	12	38,446
0110	CTPD366	Capital Thrd Party - 013660	KU-136400-KY Poles, Towers, and Fix	Removals	108901	2020	9	35,491
0110	CTPD366	Capital Thrd Party - 013660	KU-136400-KY Poles, Towers, and Fix	Removals	108901	2020	10	1,829
0110	CTPD366	Capital Thrd Party - 013660	KU-136400-KY Poles, Towers, and Fix	Removals	108901	2020	11	2,950
0110	CTPD366	Capital Thrd Party - 013660	KU-136400-KY Poles, Towers, and Fix	Removals	108901	2020	12	1,829
0110	CTPD426	Capital Thrd Party - 014260	KU-136400-KY Poles, Towers, and Fix	Additions	107001	2020	9	(8,942)
0110	CTPD426	Capital Thrd Party - 014260	KU-136400-KY Poles, Towers, and Fix	Additions	107001	2020	10	2,468
0110	CTPD426	Capital Thrd Party - 014260	KU-136400-KY Poles, Towers, and Fix	Additions	107001	2020	11	4,105
0110	CTPD426	Capital Thrd Party - 014260	KU-136400-KY Poles, Towers, and Fix	Additions	107001	2020	12	(151)
0110	CTPD426	Capital Thrd Party - 014260	KU-136400-KY Poles, Towers, and Fix	Removals	108901	2020	9	2,008
0110	CTPD426	Capital Thrd Party - 014260	KU-136400-KY Poles, Towers, and Fix	Removals	108901	2020	10	2,247
0110	CTPD766	Capital Thrd Party - 017660	KU-136400-VA Poles, Towers, and Fix	Additions	107001	2020	9	4,211
0110	CTPD766	Capital Thrd Party - 017660	KU-136400-VA Poles, Towers, and Fix	Additions	107001	2020	10	29,816
0110	CTPD766	Capital Thrd Party - 017660	KU-136400-VA Poles, Towers, and Fix	Additions	107001	2020	11	(13,970)
0110	CTPD766	Capital Thrd Party - 017660	KU-136400-VA Poles, Towers, and Fix	Additions	107001	2020	12	(18,825)
0110	CTPD766	Capital Thrd Party - 017660	KU-136400-VA Poles, Towers, and Fix	Removals	108901	2020	9	6,122
0110	CXFRM156	NB Transformers - 011560	KU-136800- KY Line Transformers	Additions	107001	2020	9	11,707
0110	CXFRM156	NB Transformers - 011560	KU-136800- KY Line Transformers	Additions	107001	2020	10	19,829
0110	CXFRM156	NB Transformers - 011560	KU-136800- KY Line Transformers	Additions	107001	2020	11	17,632
0110	CXFRM156	NB Transformers - 011560	KU-136800- KY Line Transformers	Additions	107001	2020	12	15,632
0110	CXFRM156	NB Transformers - 011560	KU-136800- KY Line Transformers	Removals	108901	2020	9	4,544
0110	CXFRM216	NB Transformers - 012160	KU-136800- KY Line Transformers	Additions	107001	2020	9	18,484
0110	CXFRM216	NB Transformers - 012160	KU-136800- KY Line Transformers	Additions	107001	2020	11	921
0110	CXFRM216	NB Transformers - 012160	KU-136800- KY Line Transformers	Additions	107001	2020	12	912
0110	CXFRM216	NB Transformers - 012160	KU-136800- KY Line Transformers	Removals	108901	2020	9	(4,645)
0110	CXFRM236	NB Transformers - 012360	KU-136800- KY Line Transformers	Additions	107001	2020	9	11,624
0110	CXFRM236	NB Transformers - 012360	KU-136800- KY Line Transformers	Additions	107001	2020	10	4,296
0110	CXFRM236	NB Transformers - 012360	KU-136800- KY Line Transformers	Additions	107001	2020	11	4,296
0110	CXFRM236	NB Transformers - 012360	KU-136800- KY Line Transformers	Additions	107001	2020	12	13,584
0110	CXFRM236	NB Transformers - 012360	KU-136800- KY Line Transformers	Removals	108901	2020	9	4,898
0110	CXFRM236	NB Transformers - 012360	KU-136800- KY Line Transformers	Removals	108901	2020	10	550
0110	CXFRM236	NB Transformers - 012360	KU-136800- KY Line Transformers	Removals	108901	2020	11	550
0110	CXFRM236	NB Transformers - 012360	KU-136800- KY Line Transformers	Removals	108901	2020	12	550
0110	CXFRM246	NB Transformers - 012460	KU-136800- KY Line Transformers	Additions	107001	2020	9	267
0110	CXFRM246	NB Transformers - 012460	KU-136800- KY Line Transformers	Additions	107001	2020	10	(772)
0110	CXFRM246	NB Transformers - 012460	KU-136800- KY Line Transformers	Additions	107001	2020	11	5,402
0110	CXFRM246	NB Transformers - 012460	KU-136800- KY Line Transformers	Additions	107001	2020	12	2,161
0110	CXFRM246	NB Transformers - 012460	KU-136800- KY Line Transformers	Removals	108901	2020	9	1,640
0110	CXFRM256	NB Transformers - 012560	KU-136800- KY Line Transformers	Additions	107001	2020	9	19,479
0110	CXFRM256	NB Transformers - 012560	KU-136800- KY Line Transformers	Additions	107001	2020	10	10,273
0110	CXFRM256	NB Transformers - 012560	KU-136800- KY Line Transformers	Additions	107001	2020	11	10,273
0110	CXFRM256	NB Transformers - 012560	KU-136800- KY Line Transformers	Additions	107001	2020	12	30,452
0110	CXFRM256	NB Transformers - 012560	KU-136800- KY Line Transformers	Removals	108901	2020	9	2,929
0110	CXFRM256	NB Transformers - 012560	KU-136800- KY Line Transformers	Removals	108901	2020	10	1,106

0110	CXFRM301	KU Line Transformers	KU-136800- KY Line Transformers	Additions	107001	2020	9	449,876
0110	CXFRM301	KU Line Transformers	KU-136800- KY Line Transformers	Additions	107001	2020	10	270,000
0110	CXFRM301	KU Line Transformers	KU-136800- KY Line Transformers	Additions	107001	2020	11	209,602
0110	CXFRM301	KU Line Transformers	KU-136800- KY Line Transformers	Additions	107001	2020	12	97,433
0110	CXFRM301	KU Line Transformers	KU-136800- KY Line Transformers	Removals	108799	2020	9	96,075
0110	CXFRM301	KU Line Transformers	KU-136800- KY Line Transformers	Removals	108901	2020	9	(6,528)
0110	CXFRM315	NB Transformers - 013150	KU-136800- KY Line Transformers	Additions	107001	2020	9	20,740
0110	CXFRM315	NB Transformers - 013150	KU-136800- KY Line Transformers	Additions	107001	2020	10	25,877
0110	CXFRM315	NB Transformers - 013150	KU-136800- KY Line Transformers	Additions	107001	2020	11	26,779
0110	CXFRM315	NB Transformers - 013150	KU-136800- KY Line Transformers	Additions	107001	2020	12	91,734
0110	CXFRM315	NB Transformers - 013150	KU-136800- KY Line Transformers	Removals	108901	2020	9	6,247
0110	CXFRM315	NB Transformers - 013150	KU-136800- KY Line Transformers	Removals	108901	2020	10	2,072
0110	CXFRM315	NB Transformers - 013150	KU-136800- KY Line Transformers	Removals	108901	2020	11	2,072
0110	CXFRM366	NB Transformers - 013660	KU-136800- KY Line Transformers	Additions	107001	2020	9	25,253
0110	CXFRM366	NB Transformers - 013660	KU-136800- KY Line Transformers	Additions	107001	2020	10	4,460
0110	CXFRM366	NB Transformers - 013660	KU-136800- KY Line Transformers	Additions	107001	2020	11	(1,120)
0110	CXFRM366	NB Transformers - 013660	KU-136800- KY Line Transformers	Additions	107001	2020	12	(4,460)
0110	CXFRM366	NB Transformers - 013660	KU-136800- KY Line Transformers	Removals	108901	2020	9	30,971
0110	CXFRM366	NB Transformers - 013660	KU-136800- KY Line Transformers	Removals	108901	2020	10	3,340
0110	CXFRM366	NB Transformers - 013660	KU-136800- KY Line Transformers	Removals	108901	2020	11	1,120
0110	CXFRM366	NB Transformers - 013660	KU-136800- KY Line Transformers	Removals	108901	2020	12	4,460
0110	CXFRM416	NB Transformers - 014160	KU-136800- KY Line Transformers	Additions	107001	2020	9	15,572
0110	CXFRM416	NB Transformers - 014160	KU-136800- KY Line Transformers	Removals	108901	2020	9	2,165
0110	CXFRM426	NB Transformers - 014260	KU-136800- KY Line Transformers	Additions	107001	2020	9	2,440
0110	CXFRM426	NB Transformers - 014260	KU-136800- KY Line Transformers	Additions	107001	2020	12	(134)
0110	CXFRM426	NB Transformers - 014260	KU-136800- KY Line Transformers	Removals	108901	2020	9	431
0110	CXFRM766	NB Transformers - 017660	KU-136800- VA Line Transformers	Additions	107001	2020	9	6,950
0110	CXFRM766	NB Transformers - 017660	KU-136800- VA Line Transformers	Additions	107001	2020	10	5,802
0110	CXFRM766	NB Transformers - 017660	KU-136800- VA Line Transformers	Additions	107001	2020	12	(2,818)
0110	CXFRM766	NB Transformers - 017660	KU-136800- VA Line Transformers	Removals	108901	2020	9	12,224
0110	CXFRM766	NB Transformers - 017660	KU-136800- VA Line Transformers	Removals	108901	2020	10	2,281
0110	IT0101K	Smallworld GIS Upgr-KU17-19	KU-130300-Misc Intangible Plant	Additions	107001	2020	9	(11,015)
0110	IT0301K	Next Gen LMR-KU19-21	KU-139700-KY Microwave,Fiber,Other	Additions	107001	2021	3	3,556,835
0110	IT0301K	Next Gen LMR-KU19-21	KU-139700-KY Microwave,Fiber,Other	Additions	107001	2021	4	150,338
0110	IT0301K	Next Gen LMR-KU19-21	KU-139700-KY Microwave,Fiber,Other	Additions	107001	2021	5	150,338
0110	IT0301K	Next Gen LMR-KU19-21	KU-139700-KY Microwave,Fiber,Other	Additions	107001	2021	6	150,338
0110	IT0301K	Next Gen LMR-KU19-21	KU-139700-KY Microwave,Fiber,Other	Additions	107001	2021	7	150,338
0110	IT0301K	Next Gen LMR-KU19-21	KU-139700-KY Microwave,Fiber,Other	Additions	107001	2021	8	150,338
0110	IT0301K	Next Gen LMR-KU19-21	KU-139700-KY Microwave,Fiber,Other	Additions	107001	2021	9	150,338
0110	IT0301K	Next Gen LMR-KU19-21	KU-139700-KY Microwave,Fiber,Other	Additions	107001	2021	10	231,289
0110	IT0301K	Next Gen LMR-KU19-21	KU-139700-KY Microwave,Fiber,Other	Additions	107001	2021	11	161,902
0110	IT0301K	Next Gen LMR-KU19-21	KU-139700-KY Microwave,Fiber,Other	Additions	107001	2021	12	30,862
0110	IT0329K	Lockout/Tagout Replace-KU18	KU-130300-Misc Intangible Plant	Additions	107001	2020	9	1,412,076
0110	IT0329K	Lockout/Tagout Replace-KU18	KU-130300-Misc Intangible Plant	Additions	107001	2020	10	21,937
0110	IT0329K	Lockout/Tagout Replace-KU18	KU-130300-Misc Intangible Plant	Additions	107001	2020	11	47,526
0110	IT0329K	Lockout/Tagout Replace-KU18	KU-130300-Misc Intangible Plant	Additions	107001	2020	12	102,547
0110	IT0329K	Lockout/Tagout Replace-KU18	KU-130300-Misc Intangible Plant	Additions	107001	2021	1	22,000

0110	IT0329K	Lockout/Tagout Replace-KU18	KU-130300-Misc Intangible Plant	Additions	107001	2021	2	38,500
0110	IT0333K	Cst Rel Mgmt Maj Acts-KU19-20	KU-130330-Cloud Software NonCurrnt	Additions	107001	2020	9	(11,951)
0110	IT0333K	Cst Rel Mgmt Maj Acts-KU19-20	KU-130330-Cloud Software NonCurrnt	Additions	107006	2020	9	853,259
0110	IT0333K	Cst Rel Mgmt Maj Acts-KU19-20	KU-130330-Cloud Software NonCurrnt	Additions	107006	2020	10	78,718
0110	IT0419K	Corp Web Redesign-KU19-20	KU-130300-Misc Intangible Plant	Additions	107001	2020	9	105,393
0110	IT0419K	Corp Web Redesign-KU19-20	KU-130300-Misc Intangible Plant	Additions	107001	2020	10	5,243
0110	IT0453K	OTN Extend EKY Ring-KU19-20	KU-139700-KY Microwave,Fiber,Other	Additions	107001	2020	9	1,021,972
0110	IT0453K	OTN Extend EKY Ring-KU19-20	KU-139700-KY Microwave,Fiber,Other	Additions	107001	2020	10	32,912
0110	IT0453K	OTN Extend EKY Ring-KU19-20	KU-139700-KY Microwave,Fiber,Other	Additions	107001	2020	11	32,946
0110	IT0453K	OTN Extend EKY Ring-KU19-20	KU-139700-KY Microwave,Fiber,Other	Additions	107001	2020	12	9,449
0110	IT0495K	Contractor Mgmt Upgrades-KU19	KU-130300-Misc Intangible Plant	Additions	107001	2020	9	7,531
0110	IT0495K	Contractor Mgmt Upgrades-KU19	KU-130300-Misc Intangible Plant	Additions	107001	2020	10	10,702
0110	IT0511K	Trns Lnes Wk Mgmt Upg-KU19-21	KU-130300-Misc Intangible Plant	Additions	107001	2021	12	1,364,628
0110	IT0542K	Data Classification Enh-KU19	KU-130300-Misc Intangible Plant	Additions	107001	2020	9	148,779
0110	IT0542K	Data Classification Enh-KU19	KU-130300-Misc Intangible Plant	Additions	107001	2020	10	10,430
0110	IT0542K	Data Classification Enh-KU19	KU-130300-Misc Intangible Plant	Additions	107001	2020	11	3,971
0110	IT0542K	Data Classification Enh-KU19	KU-130300-Misc Intangible Plant	Additions	107001	2020	12	20,912
0110	IT0543K	Inventory Mgmt Expansion-KU19	KU-139120-KY Non PC Computer Equip	Additions	107001	2020	9	3,357
0110	IT0559K	Genetec HW Upgrade-KU19-20	KU-139120-KY Non PC Computer Equip	Additions	107001	2020	12	38,500
0110	IT0562K	ABB Upg/iPad Depl FS-KU19-20	KU-130300-Misc Intangible Plant	Additions	107001	2020	9	464,613
0110	IT0562K	ABB Upg/iPad Depl FS-KU19-20	KU-130300-Misc Intangible Plant	Additions	107001	2020	10	2,750
0110	IT0562K	ABB Upg/iPad Depl FS-KU19-20	KU-130300-Misc Intangible Plant	Additions	107001	2020	11	142
0110	IT0663K	SharePoint Upgrade-KU19-21	KU-130300-Misc Intangible Plant	Additions	107001	2021	12	568,126
0110	KINS-2019	Priority Repl Insltrs KU 2019	KU-135500- KY Poles	Additions	107001	2020	9	111,811
0110	KINS-2019	Priority Repl Insltrs KU 2019	KU-135500- KY Poles	Removals	108901	2020	9	16,300
0110	KOTFAIL19	KU-OtherFail-2019	KU-135310- KY Station Equip -Non Sy	Additions	107001	2020	9	1,265,807
0110	KOTFAIL19	KU-OtherFail-2019	KU-135310- KY Station Equip -Non Sy	Removals	108901	2020	9	165,629
0110	LI-000017	PR Middlesboro-Pineville	KU-135500- KY Poles	Removals	108901	2020	9	59,420
0110	LI-000025	PR Harlan Y-Pineville	KU-135500- KY Poles	Additions	107001	2020	11	1,148,765
0110	LI-000025	PR Harlan Y-Pineville	KU-135500- KY Poles	Removals	108901	2020	11	164
0110	LI-000036	PR Pineville-Rocky Branch	KU-135500- KY Poles	Additions	107001	2020	12	3,897,699
0110	LI-000036	PR Pineville-Rocky Branch	KU-135500- KY Poles	Removals	108901	2020	12	50,775
0110	LI-000083	TEP-CR-Loudon Ave-Hume Road	KU-135500- KY Poles	Additions	107001	2020	12	1,390,414
0110	LI-000083	TEP-CR-Loudon Ave-Hume Road	KU-135500- KY Poles	Removals	108901	2020	12	27,704
0110	SU-000001	PCH Barlow Control House	KU-135310- KY Station Equip -Non Sy	Additions	107001	2020	9	5,361
0110	SU-000001	PCH Barlow Control House	KU-135310- KY Station Equip -Non Sy	Additions	107001	2020	10	1,419
0110	SU-000001	PCH Barlow Control House	KU-135310- KY Station Equip -Non Sy	Removals	108901	2020	9	8,550
0110	SU-000002	PCH Middlesboro Cntrl Hse	KU-135310- KY Station Equip -Non Sy	Additions	107001	2020	9	(455)
0110	SU-000002	PCH Middlesboro Cntrl Hse	KU-135310- KY Station Equip -Non Sy	Removals	108901	2020	9	41,853
0110	SU-000006	PBR-Taylor Co (3) 69kV BKR Rpl	KU-135310- KY Station Equip -Non Sy	Additions	107001	2020	9	75,756
0110	SU-000006	PBR-Taylor Co (3) 69kV BKR Rpl	KU-135310- KY Station Equip -Non Sy	Removals	108901	2020	9	28,952
0110	SU-000009	PBR-Bonnieville(3) 69kV BKRRpl	KU-135310- KY Station Equip -Non Sy	Additions	107001	2020	12	1,099,993
0110	SU-000009	PBR-Bonnieville(3) 69kV BKRRpl	KU-135310- KY Station Equip -Non Sy	Removals	108901	2020	12	28,518
0110	SU-000026	PPLC-Hardinsburg 704	KU-135310- KY Station Equip -Non Sy	Removals	108901	2020	9	1,987
0110	SU-000055	PCH-Winchester CH,PRLY,PBR,PAR	KU-135310- KY Station Equip -Non Sy	Additions	107001	2020	12	2,139,030
0110	SU-000055	PCH-Winchester CH,PRLY,PBR,PAR	KU-135310- KY Station Equip -Non Sy	Removals	108901	2020	12	71,644
0110	SU-000056	RSC-Pineville Sec Upgr	KU-135310- KY Station Equip -Non Sy	Additions	107001	2020	9	33,361

0110	SU-000056	RSC-Pineville Sec Upgr	KU-135310- KY Station Equip -Non Sy	Removals	108901	2020	9	106,113
0110	SU-000084	REL-Loudon DFR	KU-135310- KY Station Equip -Non Sy	Additions	107001	2020	10	289,020
0110	SU-000120	PPLC 162-804 DCB	KU-135310- KY Station Equip -Non Sy	Removals	108901	2020	9	1,663
0110	SU-000179	RSC-Pocket N. Security Upgrds	KU-135310- VA Station Equip -Non Sy	Additions	107001	2021	3	2,194,507
0110	SU-000179	RSC-Pocket N. Security Upgrds	KU-135310- VA Station Equip -Non Sy	Removals	108901	2021	3	108,698
0110	SU-000203	TEP-Hardin Co-Etwn 69kV 2 Line	KU-135310- KY Station Equip -Non Sy	Additions	107001	2021	12	13,545,093
0110	SU-000203	TEP-Hardin Co-Etwn 69kV 2 Line	KU-135310- KY Station Equip -Non Sy	Additions	107001	2022	1	264,620
0110	SU-000203	TEP-Hardin Co-Etwn 69kV 2 Line	KU-135310- KY Station Equip -Non Sy	Additions	107001	2022	2	23,220
0110	SU-000203	TEP-Hardin Co-Etwn 69kV 2 Line	KU-135310- KY Station Equip -Non Sy	Additions	107001	2022	3	78,520
0110	SU-000203	TEP-Hardin Co-Etwn 69kV 2 Line	KU-135310- KY Station Equip -Non Sy	Additions	107001	2022	4	8,643
0110	SU-000203	TEP-Hardin Co-Etwn 69kV 2 Line	KU-135310- KY Station Equip -Non Sy	Additions	107001	2022	5	8,643
0110	SU-000203	TEP-Hardin Co-Etwn 69kV 2 Line	KU-135310- KY Station Equip -Non Sy	Additions	107001	2022	6	8,643
0110	SU-000206	TEP-Middlesboro 69kV Capacitor	KU-135310- KY Station Equip -Non Sy	Additions	107001	2021	12	1,443,280
0110	SU-000206	TEP-Middlesboro 69kV Capacitor	KU-135310- KY Station Equip -Non Sy	Removals	108901	2021	12	30,154
0110	SU-000247	LEX UNDRGD-PHASE 1 SUBS	KU-135310- KY Station Equip -Non Sy	Removals	108901	2020	9	20,169
0110	SU-000259	REL LaGrange E 897-605 MOS	KU-135310- KY Station Equip -Non Sy	Additions	107001	2020	9	1,133,516
0110	SU-000259	REL LaGrange E 897-605 MOS	KU-135310- KY Station Equip -Non Sy	Removals	108901	2020	9	5,059
0110	SU-000310	RST-Lansdowne SSVT	KU-135310- KY Station Equip -Non Sy	Additions	107001	2020	9	(30,437)
0110	SU-000310	RST-Lansdowne SSVT	KU-135310- KY Station Equip -Non Sy	Removals	108901	2020	9	14,346
0110	SU-000324	PCH-Dorchester	KU-135310- VA Station Equip -Non Sy	Additions	107001	2020	12	5,020,502
0110	SU-000324	PCH-Dorchester	KU-135310- VA Station Equip -Non Sy	Removals	108901	2020	12	67,239
0110	SU-000344	TEP-Virginia City Reactor	KU-135310- VA Station Equip -Non Sy	Additions	107001	2021	2	828,282
0110	SU-000372	PBR-Rogersville Sw (3) BKR	KU-135310- KY Station Equip -Non Sy	Additions	107001	2020	9	2,409
0110	SU-000372	PBR-Rogersville Sw (3) BKR	KU-135310- KY Station Equip -Non Sy	Removals	108901	2020	9	30,100
0110	SU-000373	PBR-S Paducah (4) BKR (PIN)	KU-135310- KY Station Equip -Non Sy	Additions	107001	2020	12	846,587
0110	SU-000373	PBR-S Paducah (4) BKR (PIN)	KU-135310- KY Station Equip -Non Sy	Removals	108901	2020	12	15,078
0110	SU-000378	PBR-Rumsey (1) BKR	KU-135310- KY Station Equip -Non Sy	Additions	107001	2020	9	1,082
0110	SU-000378	PBR-Rumsey (1) BKR	KU-135310- KY Station Equip -Non Sy	Removals	108901	2020	9	23,592
0110	SU-000400	PPLC-Lake Reba 163-658 DTT	KU-135310- KY Station Equip -Non Sy	Removals	108901	2020	9	1,259
0110	SU-000401	PPLC-Lake Reba Tap 162-714 DTT	KU-135310- KY Station Equip -Non Sy	Removals	108901	2020	9	1,259
0110	SU-000404	RTU-Beattyville	KU-135310- KY Station Equip -Non Sy	Removals	108901	2020	9	1,046
0110	149991	BUILDING - KEVIL KY	KU-139010- KY Structures & Improv	Additions	107001	2020	12	5,070,726
0110	19PITP315	LEXINGTON PITP 2019	KU-136400-KY Poles, Towers, and Fix	Additions	107001	2020	9	(1,370)
0110	158306	Rewind Transformer O0182	KU-136200- KY Station Equipment	Additions	107001	2020	12	(142)
0110	158306	Rewind Transformer O0182	KU-136200- KY Station Equipment	Removals	108901	2020	9	32,399
0110	158900	N1DT - WILSON DOWNING 2	KU-136200- KY Station Equipment	Additions	107001	2020	12	7,382,318
0110	158900	N1DT - WILSON DOWNING 2	KU-136200- KY Station Equipment	Removals	108901	2020	12	2,339
0110	IT0374K	SIP Voice Infrastruct-KU18-20	KU-139700-KY Microwave,Fiber,Other	Additions	107001	2020	11	6,505
0110	158721	BR3-1 HWRP Rebuild	KU-131200-EWB 3 Boil	Removals	108901	2020	9	24,283
0110	157872	PR Dorchester-Bond	KU-135500- VA Poles and Fixtures	Additions	107001	2020	9	(480,000)
0110	157872	PR Dorchester-Bond	KU-135500- VA Poles and Fixtures	Removals	108901	2020	9	49,536
0110	158723	BR3 HWRP Spare Rebuild	KU-131200-EWB 3 Boil	Additions	107001	2020	11	266,408
0110	158723	BR3 HWRP Spare Rebuild	KU-131200-EWB 3 Boil	Removals	108901	2020	11	10,793
0110	158956	GH DCS Simulator	KU-131200-GH 4 Boil	Additions	107001	2020	12	893,429
0110	158956	GH DCS Simulator	KU-131200-GH 4 Boil	Removals	108901	2020	12	355,334
0110	158876 KU	CR7 Ket Boil Upgrade KU	KU-134300-Cane Run 7 Prime Movers	Additions	107001	2021	10	1,734,284
0110	158876 KU	CR7 Ket Boil Upgrade KU	KU-134300-Cane Run 7 Prime Movers	Removals	108901	2021	10	77,712

0110	152941	New Circle Widening Hwy Relo	KU-135500- KY Poles	Additions	107001	2020	12	0
0110	152941	New Circle Widening Hwy Relo	KU-135500- KY Poles	Removals	108901	2020	12	-
0110	CTBRD426U	Cap Trouble Orders UG - 014260	KU-136700- KY Undergrnd Conductors	Additions	107001	2020	9	22,861
0110	CTBRD426U	Cap Trouble Orders UG - 014260	KU-136700- KY Undergrnd Conductors	Additions	107001	2020	10	5,345
0110	CTBRD426U	Cap Trouble Orders UG - 014260	KU-136700- KY Undergrnd Conductors	Additions	107001	2020	11	1,857
0110	CTBRD426U	Cap Trouble Orders UG - 014260	KU-136700- KY Undergrnd Conductors	Additions	107001	2020	12	1,857
0110	CTBRD426U	Cap Trouble Orders UG - 014260	KU-136700- KY Undergrnd Conductors	Removals	108901	2020	9	5,572
0110	00100FACK	Middlesboro BO Reno	KU-139010- KY Structures & Improv	Additions	107001	2020	11	796,917
0110	LI-159067	REL Hartford-Big Rivers Interc	KU-135500- KY Poles	Additions	107001	2020	12	1,430,079
0110	LI-159067	REL Hartford-Big Rivers Interc	KU-135500- KY Poles	Additions	107001	2021	1	231,391
0110	LI-159067	REL Hartford-Big Rivers Interc	KU-135500- KY Poles	Additions	107001	2021	2	110,816
0110	LI-159067	REL Hartford-Big Rivers Interc	KU-135500- KY Poles	Additions	107001	2021	3	110,816
0110	LI-159067	REL Hartford-Big Rivers Interc	KU-135500- KY Poles	Additions	107001	2021	4	110,816
0110	LI-159067	REL Hartford-Big Rivers Interc	KU-135500- KY Poles	Additions	107001	2021	5	110,816
0110	LI-159067	REL Hartford-Big Rivers Interc	KU-135500- KY Poles	Additions	107001	2021	6	110,816
0110	LI-159067	REL Hartford-Big Rivers Interc	KU-135500- KY Poles	Removals	108901	2021	1	7,277
0110	LI-159067	REL Hartford-Big Rivers Interc	KU-135500- KY Poles	Removals	108901	2021	2	7,277
0110	LI-159067	REL Hartford-Big Rivers Interc	KU-135500- KY Poles	Removals	108901	2021	3	7,277
0110	LI-159067	REL Hartford-Big Rivers Interc	KU-135500- KY Poles	Removals	108901	2021	4	7,277
0110	LI-159067	REL Hartford-Big Rivers Interc	KU-135500- KY Poles	Removals	108901	2021	5	7,277
0110	LI-159067	REL Hartford-Big Rivers Interc	KU-135500- KY Poles	Removals	108901	2021	6	7,277
0110	CTBRD236U	Cap Trouble Orders UG - 012360	KU-136700- KY Undergrnd Conductors	Additions	107001	2020	9	(1,267)
0110	CTBRD236U	Cap Trouble Orders UG - 012360	KU-136700- KY Undergrnd Conductors	Additions	107001	2020	10	1,128
0110	CTBRD236U	Cap Trouble Orders UG - 012360	KU-136700- KY Undergrnd Conductors	Additions	107001	2020	11	577
0110	CTBRD236U	Cap Trouble Orders UG - 012360	KU-136700- KY Undergrnd Conductors	Additions	107001	2020	12	124
0110	CTBRD236U	Cap Trouble Orders UG - 012360	KU-136700- KY Undergrnd Conductors	Removals	108901	2020	9	660
0110	CTBRD236U	Cap Trouble Orders UG - 012360	KU-136700- KY Undergrnd Conductors	Removals	108901	2020	10	220
0110	LI-159181	PR KU Park-GC-Bimble	KU-135500- KY Poles	Additions	107001	2020	10	1,721,705
0110	LI-159181	PR KU Park-GC-Bimble	KU-135500- KY Poles	Removals	108901	2020	10	2,404
0110	CRDD416U	Capital Rep Def UG - 014160	KU-136700- KY Undergrnd Conductors	Additions	107001	2020	9	2,845
0110	CRDD416U	Capital Rep Def UG - 014160	KU-136700- KY Undergrnd Conductors	Removals	108901	2020	9	(179)
0110	158953	Shelbyville to Eastwood XM UB	KU-136500- KY Overhead Conductor	Additions	107001	2020	9	753,321
0110	158953	Shelbyville to Eastwood XM UB	KU-136500- KY Overhead Conductor	Removals	108901	2020	9	46,287
0110	19XMUB315	2019 XM Underbuild LEXOC	KU-136500- KY Overhead Conductor	Additions	107001	2020	9	(34)
0110	19XMUB315	2019 XM Underbuild LEXOC	KU-136500- KY Overhead Conductor	Removals	108901	2020	9	10,938
0110	00076FACK	KUGO Condensers Replace	KU-139010-KY Struc One Quality Bldg	Additions	107001	2020	9	1,407,124
0110	00076FACK	KUGO Condensers Replace	KU-139010-KY Struc One Quality Bldg	Removals	108901	2020	9	57,359
0110	LI-159178	PR Nebo-Wheatcroft Crt	KU-135500- KY Poles	Additions	107001	2020	9	113,087
0110	LI-159178	PR Nebo-Wheatcroft Crt	KU-135500- KY Poles	Removals	108901	2020	9	98,116
0110	LI-159243	TEP-CR-Mid Valley-Finchville	KU-135500- KY Poles	Additions	107001	2020	9	(31,383)
0110	LI-159243	TEP-CR-Mid Valley-Finchville	KU-135500- KY Poles	Removals	108901	2020	9	131,332
0110	157261	BRCT 6&7 SFC Controls Upgr	KU-134300-EWB 6 Prime Movers	Additions	107001	2020	10	345,414
0110	SU-000407	TEP-Lebanon S. 69kV Line	KU-135310- KY Station Equip -Non Sy	Additions	107001	2020	9	(265)
0110	SU-000407	TEP-Lebanon S. 69kV Line	KU-135310- KY Station Equip -Non Sy	Additions	107001	2020	12	(111,464)
0110	159809	W. High St. Sub Expansion	KU-136200- KY Station Equipment	Additions	107001	2021	12	9,254,956
0110	159809	W. High St. Sub Expansion	KU-136200- KY Station Equipment	Removals	108901	2021	12	226,492
0110	160211	Corporate Drive Sub	KU-136200- KY Station Equipment	Additions	107001	2021	8	3,425,169

0110	160211	Corporate Drive Sub	KU-136200- KY Station Equipment	Removals	108901	2021	8	815
0110	144070	TEP-MOT-ETOWN-ETOWN#2	KU-135500- KY Poles	Additions	107001	2021	6	891,775
0110	144070	TEP-MOT-ETOWN-ETOWN#2	KU-135500- KY Poles	Removals	108901	2021	6	107,403
0110	152207	PBR-Farmers 69kV Brkr Rpl	KU-135310- KY Station Equip -Non Sy	Additions	107001	2021	5	1,254,001
0110	152207	PBR-Farmers 69kV Brkr Rpl	KU-135310- KY Station Equip -Non Sy	Removals	108901	2021	5	33,808
0110	159620	ROR Spare 138/69kV Xfmr (ET)	KU-135310- KY Station Equip -Non Sy	Additions	107001	2020	11	1,190,931
0110	159701	PBR-Finchville Substation	KU-135310- KY Station Equip -Non Sy	Additions	107001	2020	9	24,648
0110	159701	PBR-Finchville Substation	KU-135310- KY Station Equip -Non Sy	Removals	108901	2020	9	58,588
0110	LI-000102	TEP-NL-Hardin Co-Etown New 2nd	KU-135500- KY Poles	Additions	107001	2022	4	2,709,237
0110	LI-158880	PR Corydon-Rumsey	KU-135500- KY Poles	Additions	107001	2020	9	64,849
0110	LI-158880	PR Corydon-Rumsey	KU-135500- KY Poles	Additions	107001	2020	10	21,645
0110	LI-158880	PR Corydon-Rumsey	KU-135500- KY Poles	Removals	108901	2020	9	249,508
0110	LI-158885	PR Bond-Virginia City	KU-135500- VA Poles and Fixtures	Additions	107001	2020	9	(52,442)
0110	LI-158885	PR Bond-Virginia City	KU-135500- VA Poles and Fixtures	Removals	108901	2020	9	20,520
0110	LI-160438	CR Ky Dam-So Paducah Phase I	KU-135600-KY OH Cond	Additions	107001	2020	9	556,395
0110	LI-160438	CR Ky Dam-So Paducah Phase I	KU-135600-KY OH Cond	Additions	107001	2020	10	10,279
0110	LI-160438	CR Ky Dam-So Paducah Phase I	KU-135600-KY OH Cond	Removals	108901	2020	9	334,010
0110	SU-000088	REL-River Queen DFR	KU-135310- KY Station Equip -Non Sy	Additions	107001	2020	10	231,925
0110	SU-000088	REL-River Queen DFR	KU-135310- KY Station Equip -Non Sy	Removals	108901	2020	10	-
0110	SU-000089	REL-South Paducah DFR	KU-135310- KY Station Equip -Non Sy	Additions	107001	2020	12	71,273
0110	SU-000320	PRLY-Bonds Mill 604	KU-135310- KY Station Equip -Non Sy	Additions	107001	2020	9	2,868
0110	SU-000320	PRLY-Bonds Mill 604	KU-135310- KY Station Equip -Non Sy	Removals	108901	2020	9	3,577
0110	SU-000326	PDFR-Pineville Transmission	KU-135310- KY Station Equip -Non Sy	Additions	107001	2021	5	355,114
0110	SU-000327	PDFR-Brown N	KU-135310- KY Station Equip -Non Sy	Additions	107001	2021	4	275,811
0110	SU-000352	TEP-Warsaw East Cap Bank	KU-135310- KY Station Equip -Non Sy	Additions	107001	2021	2	1,112,816
0110	SU-000425	PBR-LebanonBkr,PRLY, PIN, PRTU	KU-135310- KY Station Equip -Non Sy	Additions	107001	2021	12	1,753,161
0110	SU-000425	PBR-LebanonBkr,PRLY, PIN, PRTU	KU-135310- KY Station Equip -Non Sy	Additions	107001	2022	1	4,831
0110	SU-000425	PBR-LebanonBkr,PRLY, PIN, PRTU	KU-135310- KY Station Equip -Non Sy	Additions	107001	2022	2	4,831
0110	SU-000425	PBR-LebanonBkr,PRLY, PIN, PRTU	KU-135310- KY Station Equip -Non Sy	Additions	107001	2022	3	4,831
0110	SU-000425	PBR-LebanonBkr,PRLY, PIN, PRTU	KU-135310- KY Station Equip -Non Sy	Additions	107001	2022	4	627,761
0110	SU-000425	PBR-LebanonBkr,PRLY, PIN, PRTU	KU-135310- KY Station Equip -Non Sy	Additions	107001	2022	5	2,400
0110	SU-000425	PBR-LebanonBkr,PRLY, PIN, PRTU	KU-135310- KY Station Equip -Non Sy	Additions	107001	2022	6	2,400
0110	SU-000425	PBR-LebanonBkr,PRLY, PIN, PRTU	KU-135310- KY Station Equip -Non Sy	Removals	108901	2021	12	89,586
0110	SU-000434	PDFR West Garrard	KU-135310- KY Station Equip -Non Sy	Additions	107001	2020	12	133,145
0110	SU-000438	REL-Donerail MOS	KU-135310- KY Station Equip -Non Sy	Additions	107001	2021	3	297,963
0110	SU-000439	TEP-Etown Bay Add	KU-135310- KY Station Equip -Non Sy	Additions	107001	2021	12	4,962,263
0110	SU-000439	TEP-Etown Bay Add	KU-135310- KY Station Equip -Non Sy	Additions	107001	2022	1	32,872
0110	SU-000439	TEP-Etown Bay Add	KU-135310- KY Station Equip -Non Sy	Additions	107001	2022	2	32,872
0110	SU-000439	TEP-Etown Bay Add	KU-135310- KY Station Equip -Non Sy	Additions	107001	2022	3	32,872
0110	SU-000439	TEP-Etown Bay Add	KU-135310- KY Station Equip -Non Sy	Additions	107001	2022	4	32,872
0110	SU-000439	TEP-Etown Bay Add	KU-135310- KY Station Equip -Non Sy	Additions	107001	2022	5	32,872
0110	SU-000439	TEP-Etown Bay Add	KU-135310- KY Station Equip -Non Sy	Additions	107001	2022	6	108,080
0110	SU-000439	TEP-Etown Bay Add	KU-135310- KY Station Equip -Non Sy	Removals	108901	2022	5	43,881
0110	SU-000440	Lebanon 69kV Line	KU-135310- KY Station Equip -Non Sy	Additions	107001	2021	12	2,683,680
0110	SU-000440	Lebanon 69kV Line	KU-135310- KY Station Equip -Non Sy	Additions	107001	2022	1	34,275
0110	SU-000440	Lebanon 69kV Line	KU-135310- KY Station Equip -Non Sy	Additions	107001	2022	2	5,931
0110	SU-000440	Lebanon 69kV Line	KU-135310- KY Station Equip -Non Sy	Additions	107001	2022	3	5,931

0110	SU-000440	Lebanon 69kV Line	KU-135310- KY Station Equip -Non Sy	Additions	107001	2022	4	4,426
0110	SU-000440	Lebanon 69kV Line	KU-135310- KY Station Equip -Non Sy	Additions	107001	2022	5	2,920
0110	SU-000440	Lebanon 69kV Line	KU-135310- KY Station Equip -Non Sy	Additions	107001	2022	6	2,920
0110	SU-000445	TEP-Hoover Cap Bank	KU-135310- KY Station Equip -Non Sy	Additions	107001	2021	2	1,320,761
0110	SU-000445	TEP-Hoover Cap Bank	KU-135310- KY Station Equip -Non Sy	Removals	108901	2021	2	39,114
0110	IT0594K	Mobile OMA Phase II-KU19-20	KU-130300-Misc Intangible Plant	Additions	107001	2020	9	1,422,670
0110	IT0594K	Mobile OMA Phase II-KU19-20	KU-130300-Misc Intangible Plant	Additions	107001	2020	10	24,558
0110	IT0594K	Mobile OMA Phase II-KU19-20	KU-130300-Misc Intangible Plant	Additions	107001	2020	11	173,327
0110	IT0594K	Mobile OMA Phase II-KU19-20	KU-130300-Misc Intangible Plant	Additions	107001	2020	12	34,041
0110	IT0699K	ESP Virt Mon App Svrs-KU20	KU-139120-KY Non PC Computer Equip	Additions	107001	2020	12	337,637
0110	IT0754K	UIPlanner Upgrade-KU19-20	KU-130300-Misc Intangible Plant	Additions	107001	2020	12	1,076,487
0110	151997	BR FGD Agitator Blade Repl	KU-131200-EWB3 FGD Boil	Additions	107001	2020	10	603,204
0110	151997	BR FGD Agitator Blade Repl	KU-131200-EWB3 FGD Boil	Additions	107001	2020	11	45,370
0110	151997	BR FGD Agitator Blade Repl	KU-131200-EWB3 FGD Boil	Removals	108901	2020	11	5,041
0110	156836KU	TC DCS SIMULATOR	KU-131200-TC 2 Boil	Additions	107001	2020	9	585,093
0110	156836KU	TC DCS SIMULATOR	KU-131200-TC 2 Boil	Additions	107001	2020	10	350,320
0110	152104KU	TC2 KU LAST STAGE BUCKETS	KU-131400-TC 2 Turbogenerator Unit	Additions	107001	2021	5	5,501,466
0110	159920KU	TC2 FINAL SH INLET LEG	KU-131200-TC 2 Boil	Additions	107001	2020	10	269,941
0110	159920KU	TC2 FINAL SH INLET LEG	KU-131200-TC 2 Boil	Additions	107001	2020	11	220,549
0110	159910KU	TC2 AMMONIA TANK UPGD	KU-131200-TC 2 Boil	Additions	107001	2020	11	122,955
0110	147504	REL Madisonville North MOS	KU-135500- KY Poles	Removals	108901	2020	9	3,521
0110	SU-000318	PRLY-Green River Steel 724	KU-135310- KY Station Equip -Non Sy	Additions	107001	2020	12	125,519
0110	SU-000318	PRLY-Green River Steel 724	KU-135310- KY Station Equip -Non Sy	Removals	108901	2020	12	3,896
0110	159723	Portable Switchgear	KU-136200- KY Station Equipment	Additions	107001	2020	12	(1,128)
0110	160069	Detroit Harvester Sub Easement	KU-136020-KY Land	Additions	107001	2020	9	68,010
0110	160069	Detroit Harvester Sub Easement	KU-136020-KY Land	Additions	107001	2020	12	(162)
0110	160069	Detroit Harvester Sub Easement	KU-136020-KY Land	Removals	108901	2020	9	10,975
0110	160313	Dorchester Sub XFRMR 4	KU-136200- VA Station Equipment	Additions	107001	2020	9	(5,215)
0110	160313	Dorchester Sub XFRMR 4	KU-136200- VA Station Equipment	Additions	107001	2020	12	5,215
0110	160313	Dorchester Sub XFRMR 4	KU-136200- VA Station Equipment	Removals	108901	2020	9	68,528
0110	160505	FAILED XFMR AT GATES	KU-136200- KY Station Equipment	Additions	107001	2020	9	(3,521)
0110	160505	FAILED XFMR AT GATES	KU-136200- KY Station Equipment	Additions	107001	2020	12	3,521
0110	160505	FAILED XFMR AT GATES	KU-136200- KY Station Equipment	Removals	108901	2020	9	48,540
0110	19CAPS315	KU Lex Dist Capacitors 2019	KU-136500- KY Overhead Conductor	Additions	107001	2020	9	89,418
0110	19CAPS315	KU Lex Dist Capacitors 2019	KU-136500- KY Overhead Conductor	Additions	107001	2020	12	14,550
0110	19CAPS315	KU Lex Dist Capacitors 2019	KU-136500- KY Overhead Conductor	Removals	108901	2020	9	36
0110	157302KU	TC AMMONIA TANK WATER CURTAIN	KU-131200-TC 2 Boil	Additions	107001	2020	9	175,426
0110	157302KU	TC AMMONIA TANK WATER CURTAIN	KU-131200-TC 2 Boil	Additions	107001	2020	10	97,414
0110	159595	CIP RX5000 Replacement	KU-135310- KY Station Equip -Non Sy	Removals	108901	2020	9	128
0110	160495	Rewind Transformer B0357	KU-136200- KY Station Equipment	Additions	107001	2020	10	226,011
0110	160495	Rewind Transformer B0357	KU-136200- KY Station Equipment	Additions	107001	2020	11	108,604
0110	160495	Rewind Transformer B0357	KU-136200- KY Station Equipment	Removals	108901	2020	10	11,884
0110	160058	GH Weir Sampling Box #012	KU-131600-GH 4 Misc Power Plant Eq	Additions	107001	2020	9	512,859
0110	160058	GH Weir Sampling Box #012	KU-131600-GH 4 Misc Power Plant Eq	Removals	108901	2020	9	1,898
0110	LI-160379	REL Hartford-Big Rvrs Int ROW	KU-135010- KY Land Rights	Additions	107001	2020	9	361,318
0110	158729	GH Misc Plant Equip Repl	KU-131600-GH 4 Misc Power Plant Eq	Additions	107001	2021	12	188,272
0110	IT0642K	NAS Refresh-KU19	KU-139120-KY Non PC Computer Equip	Additions	107001	2020	9	3,344

0110	160577	TEP Camargo 69kV Cap Bank	KU-135310- KY Station Equip -Non Sy	Additions	107001	2021	4	1,149,584
0110	160593	Norton 22kV Relocation	KU-136500- VA Overhead Conductor	Additions	107001	2020	9	240,135
0110	160593	Norton 22kV Relocation	KU-136500- VA Overhead Conductor	Additions	107001	2020	12	83,489
0110	160548	TEP-KU Park-Pineville 69kV MOT	KU-135310- KY Station Equip -Non Sy	Additions	107001	2020	11	17,974
0110	160548	TEP-KU Park-Pineville 69kV MOT	KU-135310- KY Station Equip -Non Sy	Removals	108901	2020	11	15,405
0110	160652KU	GS Transformer Prot GH	KU-131500-GH 4 Accessory Electric	Additions	107001	2020	10	300,349
0110	160683	PPLC-Pineville Sw 161kV Rpl	KU-135310- KY Station Equip -Non Sy	Additions	107001	2020	9	(1,979)
0110	160683	PPLC-Pineville Sw 161kV Rpl	KU-135310- KY Station Equip -Non Sy	Removals	108901	2020	9	3,951
0110	160684	PPLC-Farley 161kV Rpl	KU-135310- KY Station Equip -Non Sy	Additions	107001	2020	9	(10,262)
0110	160684	PPLC-Farley 161kV Rpl	KU-135310- KY Station Equip -Non Sy	Removals	108901	2020	9	3,728
0110	160711	XFMR - Metal and Thermit	KU-136200- KY Station Equipment	Additions	107001	2020	9	15,543
0110	160711	XFMR - Metal and Thermit	KU-136200- KY Station Equipment	Additions	107001	2020	12	(534)
0110	160711	XFMR - Metal and Thermit	KU-136200- KY Station Equipment	Removals	108901	2020	9	19,046
0110	160895KU	BOC SEC MONITORING CTR RELO K	KU-139010- KY Structures & Improv	Additions	107001	2020	12	342,016
0110	160895KU	BOC SEC MONITORING CTR RELO K	KU-139010- KY Structures & Improv	Removals	108901	2020	12	3,472
0110	CKYTCR315	KYTC Reimb Lexington	KU-136500- KY Overhead Conductor	Additions	107001	2020	9	282,592
0110	CKYTCR315	KYTC Reimb Lexington	KU-136500- KY Overhead Conductor	Additions	107001	2020	12	(86,405)
0110	CKYTCR315	KYTC Reimb Lexington	KU-136500- KY Overhead Conductor	Removals	108901	2020	9	1,153
0110	IT0764K	MyWorld-Mobile Map-KU19-20	KU-130300-Misc Intangible Plant	Additions	107001	2020	9	861,237
0110	IT0764K	MyWorld-Mobile Map-KU19-20	KU-130300-Misc Intangible Plant	Additions	107001	2020	10	5,500
0110	IT0764K	MyWorld-Mobile Map-KU19-20	KU-130300-Misc Intangible Plant	Additions	107001	2020	11	275
0110	IT0764K	MyWorld-Mobile Map-KU19-20	KU-130300-Misc Intangible Plant	Additions	107001	2020	12	17,523
0110	SU-000030	PGG-HgbyMill Grnd Grid Enhance	KU-135310- KY Station Equip -Non Sy	Additions	107001	2021	5	446,298
0110	IT0771K	Cisco Switch Replacement-KU19	KU-139120-KY Non PC Computer Equip	Additions	107001	2020	9	393,664
0110	160690	PRTU-Boyle County	KU-135310- KY Station Equip -Non Sy	Additions	107001	2021	1	140,638
0110	160709	ROR Spare 161kV/69k Xfmr (BV)	KU-135310- KY Station Equip -Non Sy	Additions	107001	2020	10	918,590
0110	160805	PBTY Blackwell Battery	KU-135310- KY Station Equip -Non Sy	Additions	107001	2020	11	46,862
0110	00073FACK	BOC MAIN BLDG RENOVATION KU	KU-139010- KY Structures & Improv	Additions	107001	2021	12	1,209,687
0110	IT0161DIX	DACS/SONET Replace-DIX19-22	KU-139700-KY Microwave,Fiber,Other	Additions	107001	2021	8	210,916
0110	IT0161EKY	DACS/SONET Replace-EKY19-22	KU-139700-KY Microwave,Fiber,Other	Additions	107001	2021	12	201,619
0110	IT0161K2	DACS/SONET Replace-LEXKU19-22	KU-139700-KY Microwave,Fiber,Other	Additions	107001	2020	9	272,758
0110	IT0161K3	DACS/SONET Replace-NKYKU19-22	KU-139700-KY Microwave,Fiber,Other	Additions	107001	2020	11	64,981
0110	20TOOL216	Danville Cap Tools 2020	KU-139400- KY Tools, Shop, Garage	Additions	107001	2020	9	93,451
0110	20TOOL216	Danville Cap Tools 2020	KU-139400- KY Tools, Shop, Garage	Additions	107001	2020	10	0
0110	20TOOL416	Pineville Cap Tools 2020	KU-139400- KY Tools, Shop, Garage	Additions	107001	2020	9	43,410
0110	IT0671K	Tech Refresh desk/lap-KU20	KU-139131-Personal Computers	Additions	107001	2020	11	823,421
0110	IT0671K	Tech Refresh desk/lap-KU20	KU-139131-Personal Computers	Additions	107001	2020	12	23,989
0110	IT0615K	CIP Compl Infra - Yr 10-KU20	KU-139120-KY Non PC Computer Equip	Additions	107001	2020	12	158,872
0110	IT0627K	IT Sec Infrast Enhance-KU20	KU-139120-KY Non PC Computer Equip	Additions	107001	2020	12	35,211
0110	IT0705K	iPad Refresh Project-KU20	KU-139120-KY Non PC Computer Equip	Additions	107001	2020	12	60,297
0110	153025	FURN & EQUIP KU 2020	KU-139110- KY Office Equipment	Additions	107001	2020	12	131,394
0110	148391	Prop. Tax Cap. - KU Non-Mech	KU-139110- KY Office Equipment	Additions	107001	2020	9	777,065
0110	148391	Prop. Tax Cap. - KU Non-Mech	KU-139110- KY Office Equipment	Additions	107001	2020	10	86,341
0110	148391	Prop. Tax Cap. - KU Non-Mech	KU-139110- KY Office Equipment	Additions	107001	2020	11	86,341
0110	148391	Prop. Tax Cap. - KU Non-Mech	KU-139110- KY Office Equipment	Additions	107001	2020	12	86,341
0110	148391	Prop. Tax Cap. - KU Non-Mech	KU-139110- KY Office Equipment	Additions	107001	2021	1	62,307
0110	148391	Prop. Tax Cap. - KU Non-Mech	KU-139110- KY Office Equipment	Additions	107001	2021	2	62,307

0110	148391	Prop. Tax Cap. - KU Non-Mech	KU-139110- KY Office Equipment	Additions	107001	2021	3	62,307
0110	148391	Prop. Tax Cap. - KU Non-Mech	KU-139110- KY Office Equipment	Additions	107001	2021	4	62,307
0110	148391	Prop. Tax Cap. - KU Non-Mech	KU-139110- KY Office Equipment	Additions	107001	2021	5	62,307
0110	148391	Prop. Tax Cap. - KU Non-Mech	KU-139110- KY Office Equipment	Additions	107001	2021	6	62,307
0110	148391	Prop. Tax Cap. - KU Non-Mech	KU-139110- KY Office Equipment	Additions	107001	2021	7	62,307
0110	148391	Prop. Tax Cap. - KU Non-Mech	KU-139110- KY Office Equipment	Additions	107001	2021	8	62,307
0110	148391	Prop. Tax Cap. - KU Non-Mech	KU-139110- KY Office Equipment	Additions	107001	2021	9	62,307
0110	148391	Prop. Tax Cap. - KU Non-Mech	KU-139110- KY Office Equipment	Additions	107001	2021	10	62,307
0110	148391	Prop. Tax Cap. - KU Non-Mech	KU-139110- KY Office Equipment	Additions	107001	2021	11	62,307
0110	148391	Prop. Tax Cap. - KU Non-Mech	KU-139110- KY Office Equipment	Additions	107001	2021	12	62,307
0110	148391	Prop. Tax Cap. - KU Non-Mech	KU-139110- KY Office Equipment	Additions	107001	2022	1	94,835
0110	148391	Prop. Tax Cap. - KU Non-Mech	KU-139110- KY Office Equipment	Additions	107001	2022	2	94,835
0110	148391	Prop. Tax Cap. - KU Non-Mech	KU-139110- KY Office Equipment	Additions	107001	2022	3	94,835
0110	148391	Prop. Tax Cap. - KU Non-Mech	KU-139110- KY Office Equipment	Additions	107001	2022	4	94,835
0110	148391	Prop. Tax Cap. - KU Non-Mech	KU-139110- KY Office Equipment	Additions	107001	2022	5	94,835
0110	148391	Prop. Tax Cap. - KU Non-Mech	KU-139110- KY Office Equipment	Additions	107001	2022	6	94,835
0110	00128FACK	Danville Subs & Meter Shop	KU-139010- KY Structures & Improv	Additions	107001	2021	3	305,475
0110	163019	SIO LED Street Light Conv KU	KU-137300- KY Str Lighting and Sign	Additions	107001	2020	12	246,078
0110	163019	SIO LED Street Light Conv KU	KU-137300- KY Str Lighting and Sign	Additions	107001	2021	1	19,862
0110	163019	SIO LED Street Light Conv KU	KU-137300- KY Str Lighting and Sign	Additions	107001	2021	2	21,108
0110	163019	SIO LED Street Light Conv KU	KU-137300- KY Str Lighting and Sign	Additions	107001	2021	3	19,862
0110	163019	SIO LED Street Light Conv KU	KU-137300- KY Str Lighting and Sign	Additions	107001	2021	4	21,108
0110	163019	SIO LED Street Light Conv KU	KU-137300- KY Str Lighting and Sign	Additions	107001	2021	5	21,108
0110	163019	SIO LED Street Light Conv KU	KU-137300- KY Str Lighting and Sign	Additions	107001	2021	6	21,108
0110	163019	SIO LED Street Light Conv KU	KU-137300- KY Str Lighting and Sign	Additions	107001	2021	7	19,862
0110	163019	SIO LED Street Light Conv KU	KU-137300- KY Str Lighting and Sign	Additions	107001	2021	8	21,108
0110	163019	SIO LED Street Light Conv KU	KU-137300- KY Str Lighting and Sign	Additions	107001	2021	9	21,108
0110	163019	SIO LED Street Light Conv KU	KU-137300- KY Str Lighting and Sign	Additions	107001	2021	10	21,108
0110	163019	SIO LED Street Light Conv KU	KU-137300- KY Str Lighting and Sign	Additions	107001	2021	11	21,108
0110	163019	SIO LED Street Light Conv KU	KU-137300- KY Str Lighting and Sign	Additions	107001	2021	12	21,108
0110	163019	SIO LED Street Light Conv KU	KU-137300- KY Str Lighting and Sign	Additions	107001	2022	1	59,586
0110	163019	SIO LED Street Light Conv KU	KU-137300- KY Str Lighting and Sign	Additions	107001	2022	2	63,324
0110	163019	SIO LED Street Light Conv KU	KU-137300- KY Str Lighting and Sign	Additions	107001	2022	3	63,324
0110	163019	SIO LED Street Light Conv KU	KU-137300- KY Str Lighting and Sign	Additions	107001	2022	4	59,586
0110	163019	SIO LED Street Light Conv KU	KU-137300- KY Str Lighting and Sign	Additions	107001	2022	5	63,324
0110	163019	SIO LED Street Light Conv KU	KU-137300- KY Str Lighting and Sign	Additions	107001	2022	6	63,324
0110	160773	Rogers Gap Dist Ckt Exits	KU-136500- KY Overhead Conductor	Additions	107001	2021	12	259,573
0110	160773	Rogers Gap Dist Ckt Exits	KU-136500- KY Overhead Conductor	Removals	108901	2021	12	9,384
0110	152860	Paynes Mill Rd Sub/Dist/fds	KU-136500- KY Overhead Conductor	Additions	107001	2021	8	1,286,926
0110	152860	Paynes Mill Rd Sub/Dist/fds	KU-136500- KY Overhead Conductor	Removals	108901	2021	8	11,260
0110	155305	N1DT Middlesboro 2 4kV 780_1	KU-136500- KY Overhead Conductor	Additions	107001	2021	5	1,275,212
0110	155305	N1DT Middlesboro 2 4kV 780_1	KU-136500- KY Overhead Conductor	Additions	107001	2021	6	156,810
0110	155305	N1DT Middlesboro 2 4kV 780_1	KU-136500- KY Overhead Conductor	Removals	108901	2021	5	(275)
0110	158901	DSP - Wilson Downing 2 Upgrade	KU-136500- KY Overhead Conductor	Additions	107001	2020	11	461,871
0110	158901	DSP - Wilson Downing 2 Upgrade	KU-136500- KY Overhead Conductor	Removals	108901	2020	11	61,934
0110	159705	Clay Village Tap SHE E 69kv	KU-136500- KY Overhead Conductor	Additions	107001	2020	12	449,490
0110	159705	Clay Village Tap SHE E 69kv	KU-136500- KY Overhead Conductor	Removals	108901	2020	12	108,435

0110	159811	W. High St. Sub Exp. Dist.	KU-136500- KY Overhead Conductor	Additions	107001	2021	12	508,039
0110	159811	W. High St. Sub Exp. Dist.	KU-136500- KY Overhead Conductor	Removals	108901	2021	12	33,170
0110	160212	Corporate Drive Sub CW	KU-136500- KY Overhead Conductor	Additions	107001	2021	1	310,192
0110	160212	Corporate Drive Sub CW	KU-136500- KY Overhead Conductor	Additions	107001	2021	2	30,619
0110	160212	Corporate Drive Sub CW	KU-136500- KY Overhead Conductor	Additions	107001	2021	3	30,619
0110	160212	Corporate Drive Sub CW	KU-136500- KY Overhead Conductor	Removals	108901	2021	1	35,985
0110	160212	Corporate Drive Sub CW	KU-136500- KY Overhead Conductor	Removals	108901	2021	2	8,445
0110	160212	Corporate Drive Sub CW	KU-136500- KY Overhead Conductor	Removals	108901	2021	3	8,445
0110	160219	DSP Uniontown Sub	KU-136500- KY Overhead Conductor	Additions	107001	2021	12	3,333,865
0110	160219	DSP Uniontown Sub	KU-136500- KY Overhead Conductor	Removals	108901	2021	12	58,995
0110	160938	Hoover Trans Capacitor	KU-136500- KY Overhead Conductor	Additions	107001	2020	12	76,256
0110	160938	Hoover Trans Capacitor	KU-136500- KY Overhead Conductor	Removals	108901	2020	12	3,632
0110	161017	2020 CH-0451 Recond to Corinth	KU-136500- KY Overhead Conductor	Additions	107001	2020	9	1,184,865
0110	161017	2020 CH-0451 Recond to Corinth	KU-136500- KY Overhead Conductor	Additions	107001	2020	10	170,858
0110	161017	2020 CH-0451 Recond to Corinth	KU-136500- KY Overhead Conductor	Additions	107001	2020	11	170,858
0110	161017	2020 CH-0451 Recond to Corinth	KU-136500- KY Overhead Conductor	Additions	107001	2020	12	217,065
0110	161017	2020 CH-0451 Recond to Corinth	KU-136500- KY Overhead Conductor	Removals	108901	2020	9	98,511
0110	161433	2020 SIO Fuse Savings KU	KU-136500- KY Overhead Conductor	Additions	107001	2020	12	131,409
0110	161433	2020 SIO Fuse Savings KU	KU-136500- KY Overhead Conductor	Removals	108901	2020	12	14,843
0110	20PITP766	2020 PITP Norton	KU-136400-VA Poles, Towers, and Fix	Additions	107001	2020	12	688,384
0110	20PITP766	2020 PITP Norton	KU-136400-VA Poles, Towers, and Fix	Removals	108901	2020	12	143,448
0110	20PITP156	2020 PITP Earlington	KU-136400-KY Poles, Towers, and Fix	Additions	107001	2020	12	177,744
0110	20PITP156	2020 PITP Earlington	KU-136400-KY Poles, Towers, and Fix	Removals	108901	2020	12	49,464
0110	20PITP216	2020 PITP Danville	KU-136400-KY Poles, Towers, and Fix	Additions	107001	2020	12	565,512
0110	20PITP216	2020 PITP Danville	KU-136400-KY Poles, Towers, and Fix	Removals	108901	2020	12	85,337
0110	20PITP246	2020 PITP Elizabethtown	KU-136400-KY Poles, Towers, and Fix	Additions	107001	2020	12	390,724
0110	20PITP246	2020 PITP Elizabethtown	KU-136400-KY Poles, Towers, and Fix	Removals	108901	2020	12	42,502
0110	20PITP315	2020 PITP Lexington	KU-136400-KY Poles, Towers, and Fix	Additions	107001	2020	12	2,746,010
0110	20PITP315	2020 PITP Lexington	KU-136400-KY Poles, Towers, and Fix	Removals	108901	2020	12	574,361
0110	20PITP366	2020 PITP Maysville	KU-136400-KY Poles, Towers, and Fix	Additions	107001	2020	12	954,171
0110	20PITP366	2020 PITP Maysville	KU-136400-KY Poles, Towers, and Fix	Removals	108901	2020	12	115,688
0110	20PITP416	2020 PITP Pineville	KU-136400-KY Poles, Towers, and Fix	Additions	107001	2020	12	511,044
0110	20PITP416	2020 PITP Pineville	KU-136400-KY Poles, Towers, and Fix	Removals	108901	2020	12	75,073
0110	20PITP426	2020 PITP London	KU-136400-KY Poles, Towers, and Fix	Additions	107001	2020	12	586,474
0110	20PITP426	2020 PITP London	KU-136400-KY Poles, Towers, and Fix	Removals	108901	2020	12	127,530
0110	20TPPAATT	2020 TPPA - AT&T Wireless	KU-136400-KY Poles, Towers, and Fix	Additions	107001	2020	12	(1,767)
0110	20TPPAATT	2020 TPPA - AT&T Wireless	KU-136400-KY Poles, Towers, and Fix	Removals	108901	2020	12	(214)
0110	20TPPAOTH	2020 TPPA - All Other	KU-136400-KY Poles, Towers, and Fix	Additions	107001	2020	12	(3,665)
0110	20TPPAOTH	2020 TPPA - All Other	KU-136400-KY Poles, Towers, and Fix	Removals	108901	2020	12	(427)
0110	20TPPASPC	2020 TPPA - Spectrum	KU-136400-KY Poles, Towers, and Fix	Additions	107001	2020	12	(1,160)
0110	20TPPASPC	2020 TPPA - Spectrum	KU-136400-KY Poles, Towers, and Fix	Removals	108901	2020	12	(142)
0110	20TPPAVZW	2020 TPPA - Verizon Wireless	KU-136400-KY Poles, Towers, and Fix	Additions	107001	2020	12	(3,838)
0110	20TPPAVZW	2020 TPPA - Verizon Wireless	KU-136400-KY Poles, Towers, and Fix	Removals	108901	2020	12	(475)
0110	130756	N1DT Middlesboro Area Sub	KU-136200- KY Station Equipment	Additions	107001	2021	6	2,757,567
0110	130756	N1DT Middlesboro Area Sub	KU-136200- KY Station Equipment	Additions	107001	2021	7	154,391
0110	130756	N1DT Middlesboro Area Sub	KU-136200- KY Station Equipment	Additions	107001	2021	8	266,991
0110	130756	N1DT Middlesboro Area Sub	KU-136200- KY Station Equipment	Additions	107001	2021	9	379,591

0110	130756	N1DT Middlesboro Area Sub	KU-136200- KY Station Equipment	Additions	107001	2021	10	104,393
0110	130756	N1DT Middlesboro Area Sub	KU-136200- KY Station Equipment	Removals	108901	2021	6	26,886
0110	157023	SCM2020 LEX REPL BREAKERS	KU-136200- KY Station Equipment	Additions	107001	2020	9	(5,924)
0110	157023	SCM2020 LEX REPL BREAKERS	KU-136200- KY Station Equipment	Additions	107001	2020	12	(3,952)
0110	157023	SCM2020 LEX REPL BREAKERS	KU-136200- KY Station Equipment	Removals	108901	2020	9	10,084
0110	160207	DSP Rogers Gap	KU-136200- KY Station Equipment	Additions	107001	2021	12	4,382,139
0110	160234	SCM BATTERY REPLACEMENT	KU-136200- KY Station Equipment	Additions	107001	2021	12	279,196
0110	160234	SCM BATTERY REPLACEMENT	KU-136200- KY Station Equipment	Additions	107001	2022	5	61,653
0110	160234	SCM BATTERY REPLACEMENT	KU-136200- KY Station Equipment	Additions	107001	2022	6	57,743
0110	160236	KU REPL LEGACY BREAKERS	KU-136200- KY Station Equipment	Additions	107001	2020	10	633,475
0110	160236	KU REPL LEGACY BREAKERS	KU-136200- KY Station Equipment	Additions	107001	2021	5	264,923
0110	160236	KU REPL LEGACY BREAKERS	KU-136200- KY Station Equipment	Additions	107001	2021	6	486,400
0110	160236	KU REPL LEGACY BREAKERS	KU-136200- KY Station Equipment	Additions	107001	2021	7	39,410
0110	160236	KU REPL LEGACY BREAKERS	KU-136200- KY Station Equipment	Additions	107001	2021	8	39,410
0110	160236	KU REPL LEGACY BREAKERS	KU-136200- KY Station Equipment	Additions	107001	2021	9	79,006
0110	160236	KU REPL LEGACY BREAKERS	KU-136200- KY Station Equipment	Additions	107001	2021	10	100,049
0110	160236	KU REPL LEGACY BREAKERS	KU-136200- KY Station Equipment	Additions	107001	2021	11	80,511
0110	160236	KU REPL LEGACY BREAKERS	KU-136200- KY Station Equipment	Additions	107001	2021	12	96,291
0110	160236	KU REPL LEGACY BREAKERS	KU-136200- KY Station Equipment	Additions	107001	2022	1	75,700
0110	160236	KU REPL LEGACY BREAKERS	KU-136200- KY Station Equipment	Additions	107001	2022	2	75,700
0110	160236	KU REPL LEGACY BREAKERS	KU-136200- KY Station Equipment	Additions	107001	2022	3	469,955
0110	160236	KU REPL LEGACY BREAKERS	KU-136200- KY Station Equipment	Additions	107001	2022	4	75,700
0110	160236	KU REPL LEGACY BREAKERS	KU-136200- KY Station Equipment	Additions	107001	2022	5	38,706
0110	160236	KU REPL LEGACY BREAKERS	KU-136200- KY Station Equipment	Additions	107001	2022	6	39,902
0110	160236	KU REPL LEGACY BREAKERS	KU-136200- KY Station Equipment	Removals	108901	2020	10	48
0110	160626	Madisonville East Sale	KU-136100- KY Struct and Improv	Removals	108901	2020	10	(900,000)
0110	LI-160056	CR Owingsville Tap	KU-135600-KY OH Cond	Additions	107001	2022	4	2,980,773
0110	LI-160056	CR Owingsville Tap	KU-135600-KY OH Cond	Removals	108901	2022	4	485,160
0110	LI-160059	CR Crab Orchard Tap	KU-135600-KY OH Cond	Additions	107001	2022	6	3,709,517
0110	LI-160059	CR Crab Orchard Tap	KU-135600-KY OH Cond	Removals	108901	2022	6	584,621
0110	LI-160439	CR Ky Dam-So Paducah Phase II	KU-135600-KY OH Cond	Additions	107001	2020	10	1,413,474
0110	LI-160439	CR Ky Dam-So Paducah Phase II	KU-135600-KY OH Cond	Removals	108901	2020	10	-
0110	157636	PR Dorchester-St Paul	KU-135500- VA Poles and Fixtures	Additions	107001	2021	10	4,869,578
0110	157636	PR Dorchester-St Paul	KU-135500- VA Poles and Fixtures	Removals	108901	2021	10	852,488
0110	157638	PR Bond-Dorchester	KU-135500- VA Poles and Fixtures	Additions	107001	2021	4	3,525,934
0110	157638	PR Bond-Dorchester	KU-135500- VA Poles and Fixtures	Removals	108901	2021	4	612,198
0110	157642	PR Imboden-Gorge-Dorchester	KU-135500- VA Poles and Fixtures	Additions	107001	2021	6	3,100,462
0110	157642	PR Imboden-Gorge-Dorchester	KU-135500- VA Poles and Fixtures	Removals	108901	2021	6	162,465
0110	LI-158882	PR Dorchester-Arnold	KU-135500- VA Poles and Fixtures	Additions	107001	2021	10	3,361,491
0110	LI-158882	PR Dorchester-Arnold	KU-135500- VA Poles and Fixtures	Removals	108901	2021	10	577,083
0110	LI-158883	PR Dorchester-Pocket North	KU-135500- VA Poles and Fixtures	Additions	107001	2022	6	9,538,414
0110	LI-158883	PR Dorchester-Pocket North	KU-135500- VA Poles and Fixtures	Removals	108901	2022	6	1,587,868
0110	LI-159258	REL Bens Branch MOS	KU-135500- VA Poles and Fixtures	Additions	107001	2021	1	268,735
0110	LI-159260	REL-NL-Big Stone Gap	KU-135500- VA Poles and Fixtures	Additions	107001	2022	6	4,931,706
0110	LI-159266	REL Clinch Valley MOS	KU-135500- VA Poles and Fixtures	Additions	107001	2020	11	145,157
0110	LI-160075	PR Harlan Y-Pocket N VA	KU-135500- VA Poles and Fixtures	Additions	107001	2021	12	2,033,258
0110	LI-160075	PR Harlan Y-Pocket N VA	KU-135500- VA Poles and Fixtures	Removals	108901	2021	12	327,179

0110	147539	REL Saint Charles Switch	KU-135500- KY Poles	Additions	107001	2020	11	1,029,277
0110	147539	REL Saint Charles Switch	KU-135500- KY Poles	Removals	108901	2020	11	72,812
0110	157639	PR Corydon-Grn River Steel	KU-135500- KY Poles	Additions	107001	2021	2	1,281,201
0110	157639	PR Corydon-Grn River Steel	KU-135500- KY Poles	Removals	108901	2021	2	61,449
0110	157708	ESR Ashland Oil-Cty of Paducah	KU-135500- KY Poles	Removals	108901	2020	9	2,908
0110	K8-2020	Storm Damage T-Line KU 2020	KU-135500- KY Poles	Additions	107001	2020	9	559,211
0110	K8-2020	Storm Damage T-Line KU 2020	KU-135500- KY Poles	Removals	108901	2020	9	104,356
0110	KINS-2020	Priority Repl Insltrs KU 2020	KU-135500- KY Poles	Additions	107001	2020	9	45,515
0110	KINS-2020	Priority Repl Insltrs KU 2020	KU-135500- KY Poles	Additions	107001	2020	10	24,900
0110	KINS-2020	Priority Repl Insltrs KU 2020	KU-135500- KY Poles	Additions	107001	2020	11	4,055
0110	KINS-2020	Priority Repl Insltrs KU 2020	KU-135500- KY Poles	Additions	107001	2020	12	3,946
0110	KINS-2020	Priority Repl Insltrs KU 2020	KU-135500- KY Poles	Removals	108901	2020	9	105
0110	KOTH-2020	Priority Repl Other KU 2020	KU-135500- KY Poles	Additions	107001	2020	9	1,430,792
0110	KOTH-2020	Priority Repl Other KU 2020	KU-135500- KY Poles	Removals	108901	2020	9	217,344
0110	LI-000098	TEP-MOT-Hinkle-Stinking Creek	KU-135500- KY Poles	Additions	107001	2020	9	6,736
0110	LI-000098	TEP-MOT-Hinkle-Stinking Creek	KU-135500- KY Poles	Removals	108901	2020	9	2,200
0110	LI-158881	PR Harlan Y-Pocket 69kV	KU-135500- KY Poles	Additions	107001	2021	6	6,042,446
0110	LI-158881	PR Harlan Y-Pocket 69kV	KU-135500- KY Poles	Removals	108901	2021	6	289,902
0110	LI-159227	PR Daviess County-Smith OMU	KU-135500- KY Poles	Additions	107001	2021	12	2,698,408
0110	LI-159227	PR Daviess County-Smith OMU	KU-135500- KY Poles	Removals	108901	2021	12	427,709
0110	LI-159248	TEP-MOT-Elizabethtown-Etown 5	KU-135500- KY Poles	Additions	107001	2021	9	2,357,240
0110	LI-159248	TEP-MOT-Elizabethtown-Etown 5	KU-135500- KY Poles	Removals	108901	2021	9	253,894
0110	LI-159249	TEP-CR-EWood-Simpsonville 69kV	KU-135500- KY Poles	Additions	107001	2022	6	2,741,113
0110	LI-159249	TEP-CR-EWood-Simpsonville 69kV	KU-135500- KY Poles	Removals	108901	2022	6	399,207
0110	LI-159256	REL Simpsonville MOS	KU-135500- KY Poles	Additions	107001	2020	10	88,160
0110	LI-159257	REL McKee Road MOS	KU-135500- KY Poles	Additions	107001	2020	10	131,281
0110	LI-159700	TEP Rogers Gap Dist Station	KU-135500- KY Poles	Additions	107001	2021	9	1,788,045
0110	LI-159700	TEP Rogers Gap Dist Station	KU-135500- KY Poles	Removals	108901	2021	9	287,136
0110	LI-160364	PR Arnold-Delvinta	KU-135500- KY Poles	Additions	107001	2020	12	1,302,219
0110	LI-160364	PR Arnold-Delvinta	KU-135500- KY Poles	Removals	108901	2020	12	203,525
0110	157846	Mobile Capacitor Bank-KU	KU-135310- KY Station Equip -Non Sy	Additions	107001	2020	12	837,261
0110	160926	TEP-Bardstown 69kV Cap Bank	KU-135310- KY Station Equip -Non Sy	Additions	107001	2020	11	861,629
0110	160926	TEP-Bardstown 69kV Cap Bank	KU-135310- KY Station Equip -Non Sy	Removals	108901	2020	11	47,295
0110	161020	REL-Midway-W Lexington MOS	KU-135310- KY Station Equip -Non Sy	Additions	107001	2020	11	265,755
0110	161020	REL-Midway-W Lexington MOS	KU-135310- KY Station Equip -Non Sy	Removals	108901	2020	11	9,400
0110	161309	Lex Plant Void Remediation	KU-135310- KY Station Equip -Non Sy	Additions	107001	2020	9	(1,715)
0110	KOTFAIL20	KU-OtherFail-2020	KU-135310- KY Station Equip -Non Sy	Additions	107001	2020	9	631,982
0110	KOTFAIL20	KU-OtherFail-2020	KU-135310- KY Station Equip -Non Sy	Additions	107001	2020	11	11,051
0110	KOTFAIL20	KU-OtherFail-2020	KU-135310- KY Station Equip -Non Sy	Removals	108901	2020	9	92,525
0110	SU-000194	TEP-E Frnkfrt-Tyrne 138kV Brkr	KU-135310- KY Station Equip -Non Sy	Additions	107001	2021	10	331,326
0110	SU-000194	TEP-E Frnkfrt-Tyrne 138kV Brkr	KU-135310- KY Station Equip -Non Sy	Removals	108901	2021	10	10,290
0110	SU-000230	TEP-Bardstwn-Btwn Ind Term Eqp	KU-135310- KY Station Equip -Non Sy	Removals	108901	2020	9	399
0110	SU-000412	TEP-Farley 161/69kV Bushing CT	KU-135310- KY Station Equip -Non Sy	Additions	107001	2021	10	(369)
0110	SU-000413	REL-Campbellsville 1 MOS	KU-135310- KY Station Equip -Non Sy	Additions	107001	2021	5	180,770
0110	SU-000413	REL-Campbellsville 1 MOS	KU-135310- KY Station Equip -Non Sy	Removals	108901	2021	5	-
0110	SU-000418	REL-WilliamsburgSw 605 635 MOS	KU-135310- KY Station Equip -Non Sy	Additions	107001	2021	9	868,851
0110	SU-000418	REL-WilliamsburgSw 605 635 MOS	KU-135310- KY Station Equip -Non Sy	Removals	108901	2021	9	29,203

0110	SU-000419	REL-Elizabethtown 5 MOS	KU-135310- KY Station Equip -Non Sy	Additions	107001	2021	3	236,506
0110	SU-000419	REL-Elizabethtown 5 MOS	KU-135310- KY Station Equip -Non Sy	Removals	108901	2021	3	3,484
0110	SU-000421	REL-Sharon 605, 625 MOS	KU-135310- KY Station Equip -Non Sy	Additions	107001	2021	3	393,379
0110	SU-000421	REL-Sharon 605, 625 MOS	KU-135310- KY Station Equip -Non Sy	Additions	107001	2021	4	191,647
0110	SU-000421	REL-Sharon 605, 625 MOS	KU-135310- KY Station Equip -Non Sy	Additions	107001	2021	5	865
0110	SU-000421	REL-Sharon 605, 625 MOS	KU-135310- KY Station Equip -Non Sy	Removals	108901	2021	3	3,484
0110	SU-000428	PBR-Carrlltn PRLY,PDFR,PCA,PAR	KU-135310- KY Station Equip -Non Sy	Additions	107001	2021	12	1,048,377
0110	SU-000432	REL-MOREHEAD 683-605 MOS	KU-135310- KY Station Equip -Non Sy	Additions	107001	2020	11	205,909
0110	SU-000432	REL-MOREHEAD 683-605 MOS	KU-135310- KY Station Equip -Non Sy	Removals	108901	2020	11	8,438
0110	SU-000433	RST-Danville North PCA,PAR,PIN	KU-135310- KY Station Equip -Non Sy	Additions	107001	2020	11	200,900
0110	SU-000433	RST-Danville North PCA,PAR,PIN	KU-135310- KY Station Equip -Non Sy	Removals	108901	2020	11	5,733
0110	SU-000435	REL-RICHMOND 3 MOS	KU-135310- KY Station Equip -Non Sy	Additions	107001	2020	11	479,839
0110	SU-000435	REL-RICHMOND 3 MOS	KU-135310- KY Station Equip -Non Sy	Removals	108901	2020	11	10,594
0110	160964	Leb- South Switch Station-Land	KU-135020- KY Land	Additions	107001	2020	9	9,157
0110	LI-160928	TEP-NL-Lebanon-Leb So ROW	KU-135010- KY Land Rights	Additions	107001	2020	10	482,156
0110	160458	Solar Share Array 2 KU	KU-134400-Simp Solar A2 Generators	Additions	107001	2020	9	31,496
0110	154951	GH4 ESP Rebuild 2020	KU-131200-GH 4 Boil	Removals	108901	2020	9	235,316
0110	155014	GH4 RH Outlet Terminal TubeRpl	KU-131200-GH 4 Boil	Additions	107001	2021	4	1,444,611
0110	155014	GH4 RH Outlet Terminal TubeRpl	KU-131200-GH 4 Boil	Additions	107001	2021	5	420,558
0110	155014	GH4 RH Outlet Terminal TubeRpl	KU-131200-GH 4 Boil	Removals	108901	2021	4	182,010
0110	159610	GH 3-2A RO Booster Pump Repl20	KU-131200-GH 3 Boil	Removals	108901	2020	9	4,638
0110	159611	GH 3-1A RO Booster Pump Repl20	KU-131200-GH 3 Boil	Removals	108901	2020	9	5,723
0110	IT0653K	Rate Case 2020-KU20-21	KU-130310-CCS Software	Additions	107001	2021	5	261,250
0110	IT0036K	Application Whitelisting-KU19	KU-130300-Misc Intangible Plant	Additions	107001	2020	10	(3,396)
0110	IT0225K	FERC Form 1 Tool Repl-KU21	KU-130300-Misc Intangible Plant	Additions	107001	2021	12	258,500
0110	IT0236K	Avaya IVR Major Upgr-KU21-22	KU-130300-Misc Intangible Plant	Additions	107001	2020	12	356,397
0110	IT0584K	Meter Data Mgmt-KU20-21	KU-130300-Misc Intangible Plant	Additions	107001	2021	9	4,165,150
0110	IT0612K	CIP Compl Tools - Yr 10-KU20	KU-130300-Misc Intangible Plant	Additions	107001	2020	12	47,000
0110	IT0628K	ITSM Upgrade-KU20	KU-130300-Misc Intangible Plant	Additions	107001	2020	9	58,977
0110	IT0674K	TRODS-KU20	KU-130300-Misc Intangible Plant	Additions	107001	2020	12	117,004
0110	IT0693K	DB Refresh-KU20	KU-130300-Misc Intangible Plant	Additions	107001	2020	12	70,500
0110	IT0723K	Robo Proc Auto(RPA)-KU20	KU-130300-Misc Intangible Plant	Additions	107001	2020	12	131,630
0110	IT0731K	ALM Upgrade-KU19-20	KU-130300-Misc Intangible Plant	Additions	107001	2020	9	74,390
0110	IT0742K	HR Intervw Build-Phase 2-KU20	KU-130300-Misc Intangible Plant	Additions	107001	2020	9	42,599
0110	IT0746K	Mobile App Develop (MVP)-KU20	KU-130300-Misc Intangible Plant	Additions	107001	2021	2	1,351,227
0110	IT0746K	Mobile App Develop (MVP)-KU20	KU-130300-Misc Intangible Plant	Additions	107001	2021	3	27,500
0110	IT0747K	Network Lic - PSS/E Tool-KU20	KU-130300-Misc Intangible Plant	Additions	107001	2020	9	33,000
0110	IT0748K	PowerBase Upgrade-KU19-20	KU-130300-Misc Intangible Plant	Additions	107001	2020	11	62,728
0110	IT0748K	PowerBase Upgrade-KU19-20	KU-130300-Misc Intangible Plant	Additions	107001	2020	12	21,972
0110	IT0606K	Bulk Power & Env Systems-KU20	KU-139700-KY Microwave,Fiber,Other	Additions	107001	2020	12	89,842
0110	IT0618K	Constellation MW Rplmnt-KU20	KU-139700-KY Microwave,Fiber,Other	Additions	107001	2020	12	334,525
0110	IT0644-2	Ntwrk Acc Dev&Sit-Indirect-KU	KU-139700-KY Microwave,Fiber,Other	Additions	107001	2020	11	5,446
0110	IT0644K	Ntwrk Acc Dev&Site Infra-KU20	KU-139700-KY Microwave,Fiber,Other	Additions	107001	2020	11	155,286
0110	IT0647K	Network Test Equipment-KU20	KU-139700-KY Microwave,Fiber,Other	Additions	107001	2020	12	70,004
0110	IT0649K	Outside Cable Plant-KU20	KU-139700-KY Microwave,Fiber,Other	Additions	107001	2020	12	147,574
0110	IT0672K	Telecom Site Ren-KU20	KU-139700-KY Microwave,Fiber,Other	Additions	107001	2020	12	71,123
0110	IT0675K	Truepoint MW Replacement-KU20	KU-139700-KY Microwave,Fiber,Other	Additions	107001	2020	11	254,112

0110	IT0675K	Truepoint MW Replacement-KU20	KU-139700-KY Microwave,Fiber,Other	Additions	107001	2020	12	16,086
0110	IT0680K	Voice Infra Expansion-KU20	KU-139700-KY Microwave,Fiber,Other	Additions	107001	2020	12	71,452
0110	IT0682K	SCADA Radio Refresh-KU20	KU-139700-KY Microwave,Fiber,Other	Additions	107001	2020	12	112,283
0110	20TOOL246	Elizabethtown Cap Tools 2020	KU-139400- KY Tools, Shop, Garage	Additions	107001	2020	10	2,600
0110	20TOOL246	Elizabethtown Cap Tools 2020	KU-139400- KY Tools, Shop, Garage	Additions	107001	2020	11	280
0110	20TOOL246	Elizabethtown Cap Tools 2020	KU-139400- KY Tools, Shop, Garage	Additions	107001	2020	12	3,551
0110	20TOOL256	Shelbyville Cap Tools 2020	KU-139400- KY Tools, Shop, Garage	Additions	107001	2020	9	71,356
0110	20TOOL256	Shelbyville Cap Tools 2020	KU-139400- KY Tools, Shop, Garage	Additions	107001	2020	10	10,000
0110	159849	Asset Info HW/SW 2020 KU	KU-139131-Personal Computers	Additions	107001	2020	12	130,481
0110	159849	Asset Info HW/SW 2020 KU	KU-139131-Personal Computers	Additions	107001	2021	1	2,492
0110	159849	Asset Info HW/SW 2020 KU	KU-139131-Personal Computers	Additions	107001	2021	2	12,460
0110	159849	Asset Info HW/SW 2020 KU	KU-139131-Personal Computers	Additions	107001	2021	3	12,460
0110	159849	Asset Info HW/SW 2020 KU	KU-139131-Personal Computers	Additions	107001	2021	4	12,460
0110	159849	Asset Info HW/SW 2020 KU	KU-139131-Personal Computers	Additions	107001	2021	5	12,460
0110	159849	Asset Info HW/SW 2020 KU	KU-139131-Personal Computers	Additions	107001	2021	6	12,460
0110	159849	Asset Info HW/SW 2020 KU	KU-139131-Personal Computers	Additions	107001	2021	7	12,460
0110	159849	Asset Info HW/SW 2020 KU	KU-139131-Personal Computers	Additions	107001	2021	8	12,460
0110	159849	Asset Info HW/SW 2020 KU	KU-139131-Personal Computers	Additions	107001	2021	9	12,460
0110	159849	Asset Info HW/SW 2020 KU	KU-139131-Personal Computers	Additions	107001	2021	10	12,460
0110	159849	Asset Info HW/SW 2020 KU	KU-139131-Personal Computers	Additions	107001	2021	11	12,460
0110	159849	Asset Info HW/SW 2020 KU	KU-139131-Personal Computers	Additions	107001	2021	12	7,908
0110	159849	Asset Info HW/SW 2020 KU	KU-139131-Personal Computers	Additions	107001	2022	1	2,492
0110	159849	Asset Info HW/SW 2020 KU	KU-139131-Personal Computers	Additions	107001	2022	2	12,460
0110	159849	Asset Info HW/SW 2020 KU	KU-139131-Personal Computers	Additions	107001	2022	3	12,460
0110	159849	Asset Info HW/SW 2020 KU	KU-139131-Personal Computers	Additions	107001	2022	4	12,460
0110	159849	Asset Info HW/SW 2020 KU	KU-139131-Personal Computers	Additions	107001	2022	5	12,460
0110	159849	Asset Info HW/SW 2020 KU	KU-139131-Personal Computers	Additions	107001	2022	6	12,460
0110	IT0722K	Data Center Facility Upg-KU20	KU-139120-KY Non PC Computer Equip	Additions	107001	2020	11	68,150
0110	IT0722K	Data Center Facility Upg-KU20	KU-139120-KY Non PC Computer Equip	Additions	107001	2020	12	2,350
0110	IT0728K	Access Switch Growth-KU20	KU-139120-KY Non PC Computer Equip	Additions	107001	2020	9	47,000
0110	149166	KU SECURITY EQUIPMENT 2020	KU-139010- KY Structures & Improv	Additions	107001	2020	11	311,484
0110	163028	DSP White Sulphur 138-12kV	KU-136500- KY Overhead Conductor	Additions	107001	2020	11	608,261
0110	163028	DSP White Sulphur 138-12kV	KU-136500- KY Overhead Conductor	Additions	107001	2020	12	352,000
0110	163028	DSP White Sulphur 138-12kV	KU-136500- KY Overhead Conductor	Removals	108901	2020	11	120,751
0110	157017	SCM2020 EARL WILDLIFE PROTECT	KU-136200- KY Station Equipment	Additions	107001	2020	9	4,017
0110	157017	SCM2020 EARL WILDLIFE PROTECT	KU-136200- KY Station Equipment	Additions	107001	2020	11	14,194
0110	157017	SCM2020 EARL WILDLIFE PROTECT	KU-136200- KY Station Equipment	Additions	107001	2020	12	26,614
0110	157017	SCM2020 EARL WILDLIFE PROTECT	KU-136200- KY Station Equipment	Removals	108901	2020	9	5,703
0110	157024	SCM2020 LEX REPL BUSHINGS	KU-136200- KY Station Equipment	Additions	107001	2020	12	388,942
0110	157024	SCM2020 LEX REPL BUSHINGS	KU-136200- KY Station Equipment	Removals	108901	2020	12	53,140
0110	151608	DSP Versailles Bypass	KU-135500- KY Poles	Additions	107001	2020	12	1,596,924
0110	151608	DSP Versailles Bypass	KU-135500- KY Poles	Removals	108901	2020	12	113,634
0110	157709	ESR Campground-Jksn Co REA	KU-135500- KY Poles	Additions	107001	2020	9	(19,472)
0110	157709	ESR Campground-Jksn Co REA	KU-135500- KY Poles	Removals	108901	2020	9	12,375
0110	LI-000095	TEP-MOT-KU Park-Stinking Creek	KU-135500- KY Poles	Additions	107001	2020	9	2,064
0110	LI-000095	TEP-MOT-KU Park-Stinking Creek	KU-135500- KY Poles	Removals	108901	2020	9	760
0110	LI-158889	REL Providence MOS	KU-135500- KY Poles	Additions	107001	2020	9	(187)

0110	LI-158889	REL Providence MOS	KU-135500- KY Poles	Removals	108901	2020	9	11,450
0110	161058 KU	CR7 Evap Cooling Pipe Repl KU	KU-134300-Cane Run 7 Prime Movers	Removals	108901	2020	9	7,406
0110	160894	GH4 HP-IP Blade Repl 20	KU-131400-GH 4 Turbogenerator Unit	Removals	108901	2020	9	163,193
0110	161302	GH4 Turb Snout Ring Repl 20	KU-131400-GH 4 Turbogenerator Unit	Removals	108901	2020	9	106,051
0110	140184	GH Conveyor Belt Repl 20	KU-131200-GH 4 Boil	Additions	107001	2020	11	41,186
0110	160983	GH4 PA Fan Silencers Rpl	KU-131200-GH 4 Boil	Removals	108901	2020	9	4,434
0110	160982	GH3 PA Fan Silencers Rpl	KU-131200-GH 3 Boil	Removals	108901	2020	9	7,246
0110	140222	GH1 Burner Corner Tubing	KU-131200-GH 1 Boil	Additions	107001	2022	3	5,417,879
0110	140222	GH1 Burner Corner Tubing	KU-131200-GH 1 Boil	Additions	107001	2022	4	803,798
0110	140222	GH1 Burner Corner Tubing	KU-131200-GH 1 Boil	Removals	108901	2022	3	1,231,200
0110	147399	GH1 SH Steam Cooled Spacer	KU-131200-GH 1 Boil	Additions	107001	2021	5	915,391
0110	147399	GH1 SH Steam Cooled Spacer	KU-131200-GH 1 Boil	Removals	108901	2021	5	76,950
0110	IT0614K	Citrix XenMobile Upgrade-KU20	KU-130300-Misc Intangible Plant	Additions	107001	2020	9	33,311
0110	IT0650K	PeopleSoft Tools Upgrade-KU20	KU-130300-Misc Intangible Plant	Additions	107001	2020	9	331
0110	IT0690K	Aligne Upgrade-KU20	KU-130300-Misc Intangible Plant	Additions	107001	2020	9	107,278
0110	IT0690K	Aligne Upgrade-KU20	KU-130300-Misc Intangible Plant	Additions	107001	2020	10	11,000
0110	IT0695K	SCCM Upgrades-KU20	KU-130300-Misc Intangible Plant	Additions	107001	2020	11	32,546
0110	IT0695K	SCCM Upgrades-KU20	KU-130300-Misc Intangible Plant	Additions	107001	2020	12	5,054
0110	IT0701K	Trans Lines Mobile Insp-KU20	KU-130300-Misc Intangible Plant	Additions	107001	2020	12	140,994
0110	IT0745K	Inventory RFID/Oracle-KU20	KU-130300-Misc Intangible Plant	Additions	107001	2020	12	75,000
0110	IT0752K	Training Tracker Upgrade-KU20	KU-130300-Misc Intangible Plant	Additions	107001	2020	12	128,127
0110	135102	BR3 PJFF Bag Replacement 2020	KU-131200-EWB 3 Boil ECR 2011	Additions	107001	2020	11	1,317,228
0110	135102	BR3 PJFF Bag Replacement 2020	KU-131200-EWB 3 Boil ECR 2011	Additions	107001	2020	12	27,726
0110	135102	BR3 PJFF Bag Replacement 2020	KU-131200-EWB 3 Boil ECR 2011	Removals	108901	2020	11	142,625
0110	135277	GH1 PJFF B&C Replacement2021	KU-131200-GH 1 Boil ECR 2011	Additions	107001	2021	6	2,872,089
0110	135277	GH1 PJFF B&C Replacement2021	KU-131200-GH 1 Boil ECR 2011	Removals	108901	2021	6	287,292
0110	IT0668K	Site Security Improve-KU20	KU-139700-KY Microwave,Fiber,Other	Additions	107001	2020	10	33,957
0110	IT0668K	Site Security Improve-KU20	KU-139700-KY Microwave,Fiber,Other	Additions	107001	2020	11	1,691
0110	IT0716K	UC&C/CUCM Major Upgrade-KU20	KU-139700-KY Microwave,Fiber,Other	Additions	107001	2020	10	44,190
0110	IT0716K	UC&C/CUCM Major Upgrade-KU20	KU-139700-KY Microwave,Fiber,Other	Additions	107001	2020	11	3,174
0110	IT0716K	UC&C/CUCM Major Upgrade-KU20	KU-139700-KY Microwave,Fiber,Other	Additions	107001	2020	12	530
0110	20TOOL766	Norton Cap Tools 2020	KU-139400- VA Tools, Shop, Garage	Additions	107001	2020	9	84,934
0110	20TOOL766	Norton Cap Tools 2020	KU-139400- VA Tools, Shop, Garage	Additions	107001	2020	11	9,922
0110	20TOOL766	Norton Cap Tools 2020	KU-139400- VA Tools, Shop, Garage	Additions	107001	2020	12	(3,363)
0110	20TOOL156	Earlington Cap Tools 2020	KU-139400- KY Tools, Shop, Garage	Additions	107001	2020	9	18,603
0110	20TOOL156	Earlington Cap Tools 2020	KU-139400- KY Tools, Shop, Garage	Additions	107001	2020	10	6,201
0110	20TOOL236	Richmond Cap Tools 2020	KU-139400- KY Tools, Shop, Garage	Additions	107001	2020	9	18,479
0110	20TOOL236	Richmond Cap Tools 2020	KU-139400- KY Tools, Shop, Garage	Additions	107001	2020	12	(18,479)
0110	20TOOL426	London Cap Tools 2020	KU-139400- KY Tools, Shop, Garage	Additions	107001	2020	9	24,441
0110	20TOOL426	London Cap Tools 2020	KU-139400- KY Tools, Shop, Garage	Additions	107001	2020	10	8,805
0110	149472	Business Office CapEx 2020	KU-139400- KY Tools, Shop, Garage	Additions	107001	2020	9	23,500
0110	149472	Business Office CapEx 2020	KU-139400- KY Tools, Shop, Garage	Additions	107001	2020	10	27,404
0110	149472	Business Office CapEx 2020	KU-139400- KY Tools, Shop, Garage	Additions	107001	2020	12	69,000
0110	SC0032	Danville Trailer Bathrm-KU20	KU-139400- KY Tools, Shop, Garage	Additions	107001	2020	9	15,000
0110	IT0637K	Monitor Replacement-KU20	KU-139131-Personal Computers	Additions	107001	2020	11	49,820
0110	149487	Misc Retail Hardware 2020 KU	KU-139120-KY Non PC Computer Equip	Additions	107001	2020	12	136,941
0110	IT0656K	CIP Router Refr Project-KU20	KU-139120-KY Non PC Computer Equip	Additions	107001	2020	11	191,273

0110	IT0661K	Ser Cap Expan and Rel-KU20	KU-139120-KY Non PC Computer Equip	Additions	107001	2020	12	23,500
0110	IT0681K	Wirelss Accs Point Grwth-KU20	KU-139120-KY Non PC Computer Equip	Additions	107001	2020	9	94,000
0110	IT0696K	RSA Appliance Upgrade-KU20	KU-139120-KY Non PC Computer Equip	Additions	107001	2020	9	23,500
0110	IT0720K	Computing Infra Upgrade-KU20	KU-139120-KY Non PC Computer Equip	Additions	107001	2020	12	98,491
0110	153019	FAC & SITE IMPROVE LTP-KU	KU-139010- KY Structures & Improv	Additions	107001	2020	12	19,973
0110	153022	REPL FAILED EQUIP LTP-KU	KU-139010- KY Structures & Improv	Additions	107001	2020	12	2,145
0110	159857	DSP Uniontown 4kv-12kv Dist	KU-136500- KY Overhead Conductor	Additions	107001	2021	5	120,351
0110	159857	DSP Uniontown 4kv-12kv Dist	KU-136500- KY Overhead Conductor	Additions	107001	2021	6	11,619
0110	159857	DSP Uniontown 4kv-12kv Dist	KU-136500- KY Overhead Conductor	Additions	107001	2021	7	10,996
0110	159857	DSP Uniontown 4kv-12kv Dist	KU-136500- KY Overhead Conductor	Additions	107001	2021	8	8,051
0110	159857	DSP Uniontown 4kv-12kv Dist	KU-136500- KY Overhead Conductor	Removals	108901	2021	5	35,624
0110	159857	DSP Uniontown 4kv-12kv Dist	KU-136500- KY Overhead Conductor	Removals	108901	2021	8	2,282
0110	159860	DSP Versailles Bypass 69kV Tap	KU-136500- KY Overhead Conductor	Additions	107001	2020	9	235,703
0110	159860	DSP Versailles Bypass 69kV Tap	KU-136500- KY Overhead Conductor	Additions	107001	2020	10	(283)
0110	159860	DSP Versailles Bypass 69kV Tap	KU-136500- KY Overhead Conductor	Additions	107001	2020	11	48,132
0110	159860	DSP Versailles Bypass 69kV Tap	KU-136500- KY Overhead Conductor	Additions	107001	2020	12	(283)
0110	159860	DSP Versailles Bypass 69kV Tap	KU-136500- KY Overhead Conductor	Removals	108901	2020	9	2,731
0110	159860	DSP Versailles Bypass 69kV Tap	KU-136500- KY Overhead Conductor	Removals	108901	2020	10	283
0110	159860	DSP Versailles Bypass 69kV Tap	KU-136500- KY Overhead Conductor	Removals	108901	2020	11	283
0110	159860	DSP Versailles Bypass 69kV Tap	KU-136500- KY Overhead Conductor	Removals	108901	2020	12	283
0110	160220	SCM KU XFMR COOLING	KU-136500- KY Overhead Conductor	Additions	107001	2022	5	197,253
0110	160221	SCM SUBSTATION SECURITY	KU-136500- KY Overhead Conductor	Additions	107001	2021	12	1,001,304
0110	160221	SCM SUBSTATION SECURITY	KU-136500- KY Overhead Conductor	Additions	107001	2022	3	225,200
0110	160221	SCM SUBSTATION SECURITY	KU-136500- KY Overhead Conductor	Additions	107001	2022	4	225,200
0110	160221	SCM SUBSTATION SECURITY	KU-136500- KY Overhead Conductor	Additions	107001	2022	5	225,200
0110	160221	SCM SUBSTATION SECURITY	KU-136500- KY Overhead Conductor	Additions	107001	2022	6	225,200
0110	157034	SCM2020 KU REPL LTC/REG CNTRL	KU-136200- KY Station Equipment	Additions	107001	2020	9	108,555
0110	157034	SCM2020 KU REPL LTC/REG CNTRL	KU-136200- KY Station Equipment	Additions	107001	2020	10	2,868
0110	157034	SCM2020 KU REPL LTC/REG CNTRL	KU-136200- KY Station Equipment	Removals	108901	2020	9	484
0110	157056	SCM2020 KU LTC OIL FILT ADDS	KU-136200- KY Station Equipment	Additions	107001	2020	9	112,368
0110	157056	SCM2020 KU LTC OIL FILT ADDS	KU-136200- KY Station Equipment	Additions	107001	2020	10	10,000
0110	157056	SCM2020 KU LTC OIL FILT ADDS	KU-136200- KY Station Equipment	Additions	107001	2020	11	3,481
0110	157056	SCM2020 KU LTC OIL FILT ADDS	KU-136200- KY Station Equipment	Removals	108901	2020	9	4,249
0110	157016	SCM2020 EARL MISC CAPITAL SUB	KU-136200- KY Station Equipment	Additions	107001	2020	9	476
0110	157016	SCM2020 EARL MISC CAPITAL SUB	KU-136200- KY Station Equipment	Additions	107001	2020	10	45,039
0110	157016	SCM2020 EARL MISC CAPITAL SUB	KU-136200- KY Station Equipment	Removals	108901	2020	9	3,343
0110	147521	REL Spindletop 823 Switch	KU-135500- KY Poles	Additions	107001	2020	11	330,210
0110	147521	REL Spindletop 823 Switch	KU-135500- KY Poles	Removals	108901	2020	11	68,273
0110	157645	PR Adams-Haeffling	KU-135500- KY Poles	Additions	107001	2020	12	1,612,897
0110	157645	PR Adams-Haeffling	KU-135500- KY Poles	Removals	108901	2020	12	55,362
0110	K9-2020	Priority Repl T-Lines KU 2020	KU-135500- KY Poles	Additions	107001	2020	9	6,901,258
0110	K9-2020	Priority Repl T-Lines KU 2020	KU-135500- KY Poles	Additions	107001	2020	12	(900,000)
0110	K9-2020	Priority Repl T-Lines KU 2020	KU-135500- KY Poles	Removals	108901	2020	9	90,596
0110	LI-000059	REL Vrsilles ByPass 838-605-615	KU-135500- KY Poles	Additions	107001	2020	11	89,956
0110	LI-159436	DSP Corporate Drive Sub Upg	KU-135500- KY Poles	Additions	107001	2020	9	(2,726)
0110	LI-159436	DSP Corporate Drive Sub Upg	KU-135500- KY Poles	Removals	108901	2020	9	3,077
0110	LI-160017	DSP CMWA Paris	KU-135500- KY Poles	Additions	107001	2020	9	2,048

0110	LI-160017	DSP CMWA Paris	KU-135500- KY Poles	Removals	108901	2020	9	885
0110	132003KU	TCCT HGP Insp Unit 9 KU	KU-134300-TC 9 Prime Movers	Additions	107001	2021	12	2,831,855
0110	132003KU	TCCT HGP Insp Unit 9 KU	KU-134300-TC 9 Prime Movers	Removals	108901	2021	12	190,555
0110	157274	BRCT Gas Line SCADA	KU-134200-EWB 9PL Fuel Holders, Pr	Additions	107001	2020	10	168,871
0110	157274	BRCT Gas Line SCADA	KU-134200-EWB 9PL Fuel Holders, Pr	Additions	107001	2020	11	16,636
0110	157274	BRCT Gas Line SCADA	KU-134200-EWB 9PL Fuel Holders, Pr	Removals	108901	2020	10	8,066
0110	153083KU	TC CT KU MAJOR INSPECT #1	KU-134300-TC 5 Prime Movers	Additions	107001	2021	5	9,884,622
0110	153083KU	TC CT KU MAJOR INSPECT #1	KU-134300-TC 5 Prime Movers	Removals	108901	2021	5	284,000
0110	155127KU	GS GenEng Transf Protection KU	KU-131600-SL Misc Power Plant Equi	Additions	107001	2021	3	54,901
0110	155127KU	GS GenEng Transf Protection KU	KU-131600-SL Misc Power Plant Equi	Additions	107001	2021	4	54,901
0110	155127KU	GS GenEng Transf Protection KU	KU-131600-SL Misc Power Plant Equi	Additions	107001	2021	10	28,351
0110	155127KU	GS GenEng Transf Protection KU	KU-131600-SL Misc Power Plant Equi	Additions	107001	2021	11	54,901
0110	155127KU	GS GenEng Transf Protection KU	KU-131600-SL Misc Power Plant Equi	Additions	107001	2022	3	54,901
0110	155127KU	GS GenEng Transf Protection KU	KU-131600-SL Misc Power Plant Equi	Additions	107001	2022	4	54,901
0110	159813	BR Articulating Boom Manlift	KU-131600-EWB 3 Misc Power Plant E	Additions	107001	2020	9	35,932
0110	121GH	GH1 Cooling Tower ComplRebuild	KU-131400-GH 1 Turbogenerator Unit	Additions	107001	2021	5	9,751,541
0110	121GH	GH1 Cooling Tower ComplRebuild	KU-131400-GH 1 Turbogenerator Unit	Additions	107001	2021	8	1,303,111
0110	121GH	GH1 Cooling Tower ComplRebuild	KU-131400-GH 1 Turbogenerator Unit	Removals	108901	2021	5	498,740
0110	101GH	GH Recycle Pmp ImpellerRefrb20	KU-131200-GH 4 Boil	Additions	107001	2020	11	21,532
0110	101GH	GH Recycle Pmp ImpellerRefrb20	KU-131200-GH 4 Boil	Additions	107001	2020	12	15,337
0110	101GH	GH Recycle Pmp ImpellerRefrb20	KU-131200-GH 4 Boil	Removals	108901	2020	11	5,065
0110	101GH	GH Recycle Pmp ImpellerRefrb20	KU-131200-GH 4 Boil	Removals	108901	2020	12	14,324
0110	159419	GH SFCC Platforms	KU-131100-GH 4 Struc	Additions	107001	2020	12	201,159
0110	159419	GH SFCC Platforms	KU-131100-GH 4 Struc	Removals	108901	2020	12	9,400
0110	160984	GH3 Wet Ash Hopper Repl20	KU-131200-GH 3 Boil	Additions	107001	2020	9	139,308
0110	160984	GH3 Wet Ash Hopper Repl20	KU-131200-GH 3 Boil	Additions	107001	2020	10	84,628
0110	160984	GH3 Wet Ash Hopper Repl20	KU-131200-GH 3 Boil	Removals	108901	2020	10	9,830
0110	159621	GH4 Stack Exp Joint Repl20	KU-131200-GH 2 Boil	Removals	108901	2020	9	8,881
0110	133794	GH1-4 Pulv Gearbox	KU-131200-GH 1 Boil	Additions	107001	2021	5	673,913
0110	133794	GH1-4 Pulv Gearbox	KU-131200-GH 1 Boil	Removals	108901	2021	5	60,765
0110	135116	BR FGD 0-1 Recycle Pump Rbld	KU-131200-EWB3 FGD Boil	Additions	107001	2020	10	117,473
0110	135116	BR FGD 0-1 Recycle Pump Rbld	KU-131200-EWB3 FGD Boil	Additions	107001	2020	11	28,230
0110	135116	BR FGD 0-1 Recycle Pump Rbld	KU-131200-EWB3 FGD Boil	Removals	108901	2020	10	3,025
0110	160686	BR FGD 0-6 Recycle Pump Rbld	KU-131200-EWB3 FGD Boil	Additions	107001	2020	10	119,732
0110	160686	BR FGD 0-6 Recycle Pump Rbld	KU-131200-EWB3 FGD Boil	Additions	107001	2020	11	28,230
0110	160686	BR FGD 0-6 Recycle Pump Rbld	KU-131200-EWB3 FGD Boil	Removals	108901	2020	10	756
0110	160687	BR FGD 0-2 Recycle Pump Rbld	KU-131200-EWB3 FGD Boil	Additions	107001	2020	10	117,723
0110	160687	BR FGD 0-2 Recycle Pump Rbld	KU-131200-EWB3 FGD Boil	Additions	107001	2020	11	28,230
0110	160687	BR FGD 0-2 Recycle Pump Rbld	KU-131200-EWB3 FGD Boil	Removals	108901	2020	10	3,025
0110	155102	BR 0-1 SFC Overhaul	KU-131200-EWB 3 Boil	Additions	107001	2020	11	289,450
0110	155102	BR 0-1 SFC Overhaul	KU-131200-EWB 3 Boil	Removals	108901	2020	11	10,082
0110	155103	BR 0-2 SFC Overhaul	KU-131200-EWB 3 Boil	Additions	107001	2020	11	288,297
0110	155103	BR 0-2 SFC Overhaul	KU-131200-EWB 3 Boil	Removals	108901	2020	11	10,082
0110	157255	BR3-4 SB Air Compressor	KU-131200-EWB 3 Boil	Additions	107001	2020	11	251,960
0110	157255	BR3-4 SB Air Compressor	KU-131200-EWB 3 Boil	Removals	108901	2020	11	2,420
0110	159634	BR Recycle Pump Valve Seal Rpl	KU-131200-EWB3 FGD Boil	Additions	107001	2020	11	550,439
0110	159634	BR Recycle Pump Valve Seal Rpl	KU-131200-EWB3 FGD Boil	Removals	108901	2020	11	25,206

0110	156599	GH SmpleHse H1&2 Cnvyr LEDUpgd	KU-131100-GH 4 Struc	Removals	108901	2020	9	20,113
0110	IT0377K	CyberArk Enhancements-KU20	KU-130300-Misc Intangible Plant	Additions	107001	2020	12	234,992
0110	IT0633K	Microsoft Lic True-up-KU20	KU-130300-Misc Intangible Plant	Additions	107001	2020	9	9,494
0110	IT0633K	Microsoft Lic True-up-KU20	KU-130300-Misc Intangible Plant	Additions	107001	2020	11	9,400
0110	IT0634K	Mbl & Wrkst Lic True-up-KU20	KU-130300-Misc Intangible Plant	Additions	107001	2020	10	33,749
0110	IT0634K	Mbl & Wrkst Lic True-up-KU20	KU-130300-Misc Intangible Plant	Additions	107001	2020	12	1,501
0110	IT0651K	Pers Product Grow & Ref-KU20	KU-130300-Misc Intangible Plant	Additions	107001	2020	10	102,107
0110	IT0651K	Pers Product Grow & Ref-KU20	KU-130300-Misc Intangible Plant	Additions	107001	2020	11	1,880
0110	IT0651K	Pers Product Grow & Ref-KU20	KU-130300-Misc Intangible Plant	Additions	107001	2020	12	51,113
0110	IT0694K	Windows 10 CBB Upgrade-KU20	KU-130300-Misc Intangible Plant	Additions	107001	2020	12	142,119
0110	IT0713K	eGIS - Trans Ops View-KU20-21	KU-130300-Misc Intangible Plant	Additions	107001	2021	2	177,334
0110	IT0713K	eGIS - Trans Ops View-KU20-21	KU-130300-Misc Intangible Plant	Additions	107001	2021	3	5,500
0110	IT0733K	Auto Workflow Engine-PS-KU20	KU-130300-Misc Intangible Plant	Additions	107001	2020	12	73,499
0110	IT0913K	BI Upgrade-KU20	KU-130300-Misc Intangible Plant	Additions	107001	2020	11	34,310
0110	IT0913K	BI Upgrade-KU20	KU-130300-Misc Intangible Plant	Additions	107001	2020	12	940
0110	SC0031	Forklift-Richmond-KU20	KU-139200- KY Cars and Light Trucks	Additions	107001	2020	9	30,000
0110	157672	SCM2020 TOOLS & EQUIP 013560	KU-139400- KY Tools, Shop, Garage	Additions	107001	2020	9	69,156
0110	157672	SCM2020 TOOLS & EQUIP 013560	KU-139400- KY Tools, Shop, Garage	Additions	107001	2020	12	1,377
0110	20TOOL315	Lexington Cap Tools 2020	KU-139400- KY Tools, Shop, Garage	Additions	107001	2020	9	158,146
0110	20TOOL315	Lexington Cap Tools 2020	KU-139400- KY Tools, Shop, Garage	Additions	107001	2020	11	25,747
0110	SC0024	Racking-Kevil-KU20	KU-139300- KY Stores Equipment	Additions	107001	2020	12	50,000
0110	SC0036	Shelving-Danville Sub-KU20	KU-139010- KY Structures & Improv	Additions	107001	2020	9	6,500
0110	IT0697K	Replace ACS Servers-KU20	KU-139120-KY Non PC Computer Equip	Additions	107001	2020	9	23,500
0110	IT1019K	Net Pack Broke&Tap Infra-KU20	KU-139120-KY Non PC Computer Equip	Additions	107001	2020	10	141,000
0110	152976	REL KU CIFI RAP	KU-136400-KY Poles, Towers, and Fix	Additions	107001	2020	9	106
0110	152976	REL KU CIFI RAP	KU-136400-KY Poles, Towers, and Fix	Additions	107001	2020	10	53
0110	152976	REL KU CIFI RAP	KU-136400-KY Poles, Towers, and Fix	Additions	107001	2020	11	53
0110	152976	REL KU CIFI RAP	KU-136400-KY Poles, Towers, and Fix	Additions	107001	2020	12	615
0110	152976	REL KU CIFI RAP	KU-136400-KY Poles, Towers, and Fix	Additions	107001	2021	1	112,553
0110	152976	REL KU CIFI RAP	KU-136400-KY Poles, Towers, and Fix	Additions	107001	2021	2	112,553
0110	152976	REL KU CIFI RAP	KU-136400-KY Poles, Towers, and Fix	Additions	107001	2021	3	112,553
0110	152976	REL KU CIFI RAP	KU-136400-KY Poles, Towers, and Fix	Additions	107001	2021	4	112,553
0110	152976	REL KU CIFI RAP	KU-136400-KY Poles, Towers, and Fix	Additions	107001	2021	5	112,553
0110	152976	REL KU CIFI RAP	KU-136400-KY Poles, Towers, and Fix	Additions	107001	2021	6	112,553
0110	152976	REL KU CIFI RAP	KU-136400-KY Poles, Towers, and Fix	Additions	107001	2021	7	112,553
0110	152976	REL KU CIFI RAP	KU-136400-KY Poles, Towers, and Fix	Additions	107001	2021	8	112,553
0110	152976	REL KU CIFI RAP	KU-136400-KY Poles, Towers, and Fix	Additions	107001	2021	9	112,553
0110	152976	REL KU CIFI RAP	KU-136400-KY Poles, Towers, and Fix	Additions	107001	2021	10	112,553
0110	152976	REL KU CIFI RAP	KU-136400-KY Poles, Towers, and Fix	Additions	107001	2021	11	112,553
0110	152976	REL KU CIFI RAP	KU-136400-KY Poles, Towers, and Fix	Additions	107001	2021	12	112,553
0110	152976	REL KU CIFI RAP	KU-136400-KY Poles, Towers, and Fix	Additions	107001	2022	1	115,404
0110	152976	REL KU CIFI RAP	KU-136400-KY Poles, Towers, and Fix	Additions	107001	2022	2	115,404
0110	152976	REL KU CIFI RAP	KU-136400-KY Poles, Towers, and Fix	Additions	107001	2022	3	115,404
0110	152976	REL KU CIFI RAP	KU-136400-KY Poles, Towers, and Fix	Additions	107001	2022	4	115,404
0110	152976	REL KU CIFI RAP	KU-136400-KY Poles, Towers, and Fix	Additions	107001	2022	5	115,404
0110	152976	REL KU CIFI RAP	KU-136400-KY Poles, Towers, and Fix	Additions	107001	2022	6	115,404
0110	152976	REL KU CIFI RAP	KU-136400-KY Poles, Towers, and Fix	Removals	108901	2021	1	12,500

0110	152998	KU CEMI RAP	KU-136400-KY Poles, Towers, and Fix	Removals	108901	2022	1	13,766
0110	152998	KU CEMI RAP	KU-136400-KY Poles, Towers, and Fix	Removals	108901	2022	2	13,766
0110	152998	KU CEMI RAP	KU-136400-KY Poles, Towers, and Fix	Removals	108901	2022	3	13,766
0110	152998	KU CEMI RAP	KU-136400-KY Poles, Towers, and Fix	Removals	108901	2022	4	13,766
0110	152998	KU CEMI RAP	KU-136400-KY Poles, Towers, and Fix	Removals	108901	2022	5	13,766
0110	152998	KU CEMI RAP	KU-136400-KY Poles, Towers, and Fix	Removals	108901	2022	6	13,766
0110	20PITP236	2020 PITP Richmond	KU-136400-KY Poles, Towers, and Fix	Additions	107001	2020	12	47,116
0110	20PITP236	2020 PITP Richmond	KU-136400-KY Poles, Towers, and Fix	Removals	108901	2020	12	17,970
0110	LI-161152	LTG Hamer Tap	KU-135500- VA Poles and Fixtures	Additions	107001	2020	12	1,144,967
0110	LI-161152	LTG Hamer Tap	KU-135500- VA Poles and Fixtures	Removals	108901	2020	12	182,452
0110	147508	REL Corbin East MOS	KU-135500- KY Poles	Additions	107001	2020	9	(1,976)
0110	147508	REL Corbin East MOS	KU-135500- KY Poles	Removals	108901	2020	9	4,196
0110	157158	REL EKPC Carpenter MOS	KU-135500- KY Poles	Additions	107001	2020	9	4,226
0110	157158	REL EKPC Carpenter MOS	KU-135500- KY Poles	Removals	108901	2020	9	12,575
0110	157348	REL Belt Line MOS	KU-135500- KY Poles	Additions	107001	2020	12	118,018
0110	158961	EKPC to KU W Shlby Intrcn-Line	KU-135500- KY Poles	Additions	107001	2020	9	-
0110	158961	EKPC to KU W Shlby Intrcn-Line	KU-135500- KY Poles	Removals	108901	2020	9	-
0110	KARM-2020	Priority Repl X-Arms KU 2020	KU-135500- KY Poles	Additions	107001	2020	9	150,382
0110	KARM-2020	Priority Repl X-Arms KU 2020	KU-135500- KY Poles	Removals	108901	2020	9	3,174
0110	LI-158888	PR Middlesboro-Harrogate TVA	KU-135500- KY Poles	Additions	107001	2020	9	(5,820)
0110	LI-158888	PR Middlesboro-Harrogate TVA	KU-135500- KY Poles	Removals	108901	2020	9	21,905
0110	LI-159262	REL Bardstown Industrial MOS	KU-135500- KY Poles	Additions	107001	2020	11	110,390
0110	LI-159264	REL Trim Masters MOS	KU-135500- KY Poles	Additions	107001	2020	11	113,687
0110	LI-159265	REL Wilmore MOS	KU-135500- KY Poles	Additions	107001	2020	11	51,393
0110	155110	BRCT6 Gen Protect Relay Upgr	KU-134500-EWB 6 Accessory Electric	Additions	107001	2020	11	80,649
0110	157265	BRCT7 AVR Upgrade	KU-134300-EWB 7 Prime Movers	Additions	107001	2020	10	133,831
0110	157265	BRCT7 AVR Upgrade	KU-134300-EWB 7 Prime Movers	Removals	108901	2020	10	8,403
0110	157263	BRCT6 AVR Upgrade	KU-134300-EWB 6 Prime Movers	Additions	107001	2020	10	129,178
0110	157263	BRCT6 AVR Upgrade	KU-134300-EWB 6 Prime Movers	Removals	108901	2020	10	8,531
0110	150064KU	TC2 KU TILE & FLIGHT REPL	KU-131200-TC 2 Boil	Additions	107001	2020	10	197,436
0110	148132KU	GS GE CV Landfill Instrum KU	KU-131600-SL Misc Power Plant Equi	Additions	107001	2021	4	17,328
0110	148132KU	GS GE CV Landfill Instrum KU	KU-131600-SL Misc Power Plant Equi	Additions	107001	2021	5	17,328
0110	148132KU	GS GE CV Landfill Instrum KU	KU-131600-SL Misc Power Plant Equi	Additions	107001	2021	6	17,328
0110	148132KU	GS GE CV Landfill Instrum KU	KU-131600-SL Misc Power Plant Equi	Additions	107001	2021	7	17,328
0110	148132KU	GS GE CV Landfill Instrum KU	KU-131600-SL Misc Power Plant Equi	Additions	107001	2022	4	17,671
0110	148132KU	GS GE CV Landfill Instrum KU	KU-131600-SL Misc Power Plant Equi	Additions	107001	2022	5	17,671
0110	148132KU	GS GE CV Landfill Instrum KU	KU-131600-SL Misc Power Plant Equi	Additions	107001	2022	6	17,671
0110	157463	BR Limestone Slurry Pump Repl	KU-131600-EWB 3 Misc Power Plant E	Additions	107001	2020	12	41,315
0110	157463	BR Limestone Slurry Pump Repl	KU-131600-EWB 3 Misc Power Plant E	Removals	108901	2020	12	1,008
0110	152665KU	TC2 KU B FD FAN OVERHAUL	KU-131200-TC 2 Boil	Additions	107001	2020	11	420,273
0110	153028KU	TC FUEL BLEND FEEDER	KU-131200-TC 2 Boil	Additions	107001	2021	9	40,536
0110	153028KU	TC FUEL BLEND FEEDER	KU-131200-TC 2 Boil	Additions	107001	2022	4	40,536
0110	155651KU	TC2 EXPANSION JOINTS 2020	KU-131200-TC 2 Boil	Additions	107001	2020	11	286,143
0110	157191KU	TC2 LOWER SLOPE WW REPL%	KU-131200-TC 2 Boil	Additions	107001	2021	5	637,484
0110	157191KU	TC2 LOWER SLOPE WW REPL%	KU-131200-TC 2 Boil	Removals	108901	2021	5	190,557
0110	159887KU	TC2 FGD SULFITE PROBE	KU-131200-TC2 FGD Boil	Additions	107001	2020	9	62,250
0110	159887KU	TC2 FGD SULFITE PROBE	KU-131200-TC2 FGD Boil	Additions	107001	2020	10	18,750

0110	159887KU	TC2 FGD SULFITE PROBE	KU-131200-TC2 FGD Boil	Additions	107001	2020	11	18,750
0110	159915KU	TC2 SB CONTROL SYST UPG	KU-131200-TC 2 Boil	Additions	107001	2020	10	149,898
0110	159934KU	TC2 MDBFP/ID FAN RELAY UPG	KU-131500-TC 2 Acc	Additions	107001	2020	11	47,683
0110	159730	GH 4-2 Wet Ash ClnkrCrshr Repl	KU-131200-GH 4 Boil	Removals	108901	2020	9	1,576
0110	161249	GH4 Elctrmtc Relief Valves Rep	KU-131200-GH 4 Boil	Removals	108901	2020	9	2,550
0110	159605	GH 4-2 Ash Sluice Pump Ovrhl20	KU-131200-GH 4 Boil	Additions	107001	2020	9	21,599
0110	159605	GH 4-2 Ash Sluice Pump Ovrhl20	KU-131200-GH 4 Boil	Additions	107001	2020	11	132,729
0110	159605	GH 4-2 Ash Sluice Pump Ovrhl20	KU-131200-GH 4 Boil	Removals	108901	2020	9	4,052
0110	159605	GH 4-2 Ash Sluice Pump Ovrhl20	KU-131200-GH 4 Boil	Removals	108901	2020	11	20,165
0110	144327	GH1 SCR Catalyst Layer Rpl21	KU-131200-GH 1 Boil	Additions	107001	2021	5	1,705,179
0110	144327	GH1 SCR Catalyst Layer Rpl21	KU-131200-GH 1 Boil	Additions	107001	2021	6	160,973
0110	144327	GH1 SCR Catalyst Layer Rpl21	KU-131200-GH 1 Boil	Additions	107001	2021	7	10,260
0110	144327	GH1 SCR Catalyst Layer Rpl21	KU-131200-GH 1 Boil	Additions	107001	2021	8	13,338
0110	144327	GH1 SCR Catalyst Layer Rpl21	KU-131200-GH 1 Boil	Removals	108901	2021	5	254,999
0110	154982	GH1 Final SH Inlet Leg DMW Rpl	KU-131200-GH 1 Boil	Removals	108901	2020	9	388,877
0110	159633	BR Gyp Hydrocyclone Encl Vent	KU-131200-EWB3 FGD Boil	Additions	107001	2020	11	508,678
0110	159633	BR Gyp Hydrocyclone Encl Vent	KU-131200-EWB3 FGD Boil	Removals	108901	2020	11	2,318
0110	144182	GH Main Entrance Guard House	KU-131100-GH 4 Struc	Additions	107001	2020	12	811,640
0110	144182	GH Main Entrance Guard House	KU-131100-GH 4 Struc	Removals	108901	2020	12	20,000
0110	IT0554K	IRAS PIM Post Impl Mods-KU19	KU-130300-Misc Intangible Plant	Additions	107001	2020	12	110,000
0110	135282	GH3 PJFF BC 20	KU-131200-GH 3 Boil ECR 2011	Additions	107001	2020	12	1,665,223
0110	135282	GH3 PJFF BC 20	KU-131200-GH 3 Boil ECR 2011	Removals	108901	2020	12	198,135
0110	IT0418K	CorpFirewall Rpl/Upg 1/2-KU20	KU-139120-KY Non PC Computer Equip	Additions	107001	2021	11	188,000
0110	IT0645K	Ntwrk Acc Dev & Gateways-KU20	KU-139120-KY Non PC Computer Equip	Additions	107001	2020	9	7,990
0110	IT0645K	Ntwrk Acc Dev & Gateways-KU20	KU-139120-KY Non PC Computer Equip	Additions	107001	2020	10	7,050
0110	IT0645K	Ntwrk Acc Dev & Gateways-KU20	KU-139120-KY Non PC Computer Equip	Additions	107001	2020	11	7,050
0110	IT0645K	Ntwrk Acc Dev & Gateways-KU20	KU-139120-KY Non PC Computer Equip	Additions	107001	2020	12	1,410
0110	IT0660K	Sec Infra Enhancements-KU20	KU-139120-KY Non PC Computer Equip	Additions	107001	2020	10	(46)
0110	IT0664K	LogRhythm (CIP)-KU20	KU-139120-KY Non PC Computer Equip	Additions	107001	2020	12	25,850
0110	IT0757K	Wireless AP Refresh-KU20	KU-139120-KY Non PC Computer Equip	Additions	107001	2020	10	(120)
0110	20PITP256	2020 PITP Shelbyville	KU-136400-KY Poles, Towers, and Fix	Additions	107001	2020	12	203,022
0110	20PITP256	2020 PITP Shelbyville	KU-136400-KY Poles, Towers, and Fix	Removals	108901	2020	12	13,481
0110	157003	SCM2020 PINE FAILED BRKR/RECL	KU-136200- KY Station Equipment	Additions	107001	2020	10	(18,844)
0110	157003	SCM2020 PINE FAILED BRKR/RECL	KU-136200- KY Station Equipment	Additions	107001	2020	12	(102)
0110	157003	SCM2020 PINE FAILED BRKR/RECL	KU-136200- KY Station Equipment	Removals	108901	2020	10	18,844
0110	157014	SCM2020 DAN WILDLIFE PROTECT	KU-136200- KY Station Equipment	Additions	107001	2020	12	(398)
0110	157043	SCM2020 LEX WILDLIFE PROTECT	KU-136200- KY Station Equipment	Additions	107001	2020	12	(4,933)
0110	157046	SCM2020 PINE MISC CAPITAL SUB	KU-136200- KY Station Equipment	Additions	107001	2020	9	13,056
0110	157046	SCM2020 PINE MISC CAPITAL SUB	KU-136200- KY Station Equipment	Additions	107001	2020	12	(403)
0110	157046	SCM2020 PINE MISC CAPITAL SUB	KU-136200- KY Station Equipment	Removals	108901	2020	9	(79)
0110	157047	SCM2020 PINE WILDLIFE PROTECT	KU-136200- KY Station Equipment	Additions	107001	2020	9	54,665
0110	157053	SCM2020 EARL FAILED BRKR/RECL	KU-136200- KY Station Equipment	Additions	107001	2020	11	(6,650)
0110	157053	SCM2020 EARL FAILED BRKR/RECL	KU-136200- KY Station Equipment	Additions	107001	2020	12	340
0110	157053	SCM2020 EARL FAILED BRKR/RECL	KU-136200- KY Station Equipment	Removals	108901	2020	11	6,650
0110	157057	SCM2020 KU OIL CONTAINMENT UPG	KU-136200- KY Station Equipment	Additions	107001	2020	10	217,189
0110	157057	SCM2020 KU OIL CONTAINMENT UPG	KU-136200- KY Station Equipment	Additions	107001	2020	12	(15,297)
0110	157057	SCM2020 KU OIL CONTAINMENT UPG	KU-136200- KY Station Equipment	Removals	108901	2020	10	30,246

0110	157062	SCM2020 DAN FAILED BRKR/RECL	KU-136200- KY Station Equipment	Additions	107001	2020	12	(465)
0110	162171	SCM2020 KU LEGACY ARRST REPL	KU-136200- KY Station Equipment	Additions	107001	2020	9	51,459
0110	162171	SCM2020 KU LEGACY ARRST REPL	KU-136200- KY Station Equipment	Additions	107001	2020	10	40,000
0110	162171	SCM2020 KU LEGACY ARRST REPL	KU-136200- KY Station Equipment	Additions	107001	2020	11	13,779
0110	162171	SCM2020 KU LEGACY ARRST REPL	KU-136200- KY Station Equipment	Additions	107001	2020	12	13,501
0110	162171	SCM2020 KU LEGACY ARRST REPL	KU-136200- KY Station Equipment	Removals	108901	2020	9	30,776
0110	SU-000319	PRLY-Ohio Co 614	KU-135310- KY Station Equip -Non Sy	Additions	107001	2021	4	225,516
0110	SU-000319	PRLY-Ohio Co 614	KU-135310- KY Station Equip -Non Sy	Removals	108901	2021	4	6,904
0110	159504	POR-S Paducah 624 Bkr Retire	KU-135310- KY Station Equip -Non Sy	Additions	107001	2020	12	36,819
0110	159876KU	TC CT GFI UPGRADE%	KU-134300-TC 7 Prime Movers	Additions	107001	2020	9	29,392
0110	159873KU	TC CT HYDRAULIC PUMP UPG	KU-134300-TC 10 Prime Movers	Additions	107001	2020	12	142,917
0110	153022KU	TC2 KU CEM SHELTER REPL	KU-131200-TC 2 Boil	Additions	107001	2020	11	444,959
0110	153022KU	TC2 KU CEM SHELTER REPL	KU-131200-TC 2 Boil	Removals	108901	2020	11	2,411
0110	159928KU	TC2 CCW PUMP SPARE	KU-131400-TC 2 Turbogenerator Unit	Additions	107001	2020	9	132,644
0110	151439	GH4 Pulv Cold Air Dampers Repl	KU-131200-GH 3 Boil	Removals	108901	2020	9	20,489
0110	147992	BR Gyp Dewatering Belt Repl 20	KU-131200-EWB3 FGD Boil	Additions	107001	2020	10	42,019
0110	147992	BR Gyp Dewatering Belt Repl 20	KU-131200-EWB3 FGD Boil	Removals	108901	2020	10	302
0110	159642	BR3-1 HWR Cyclone Separator	KU-131200-EWB 3 Boil	Additions	107001	2020	10	66,648
0110	159642	BR3-1 HWR Cyclone Separator	KU-131200-EWB 3 Boil	Additions	107001	2020	11	11,082
0110	159642	BR3-1 HWR Cyclone Separator	KU-131200-EWB 3 Boil	Removals	108901	2020	10	2,016
0110	156601	GH TrnsfrHse2 & G3&4 Cnvyr LED	KU-131100-GH 4 Struc	Removals	108901	2020	9	6,476
0110	IT0727K	AP SADE Enhancements-KU20	KU-130300-Misc Intangible Plant	Additions	107001	2020	12	82,500
0110	157005	SCM2020 EARL TOOLS & EQUIPMENT	KU-139400- KY Tools, Shop, Garage	Additions	107001	2020	9	23,155
0110	157006	SCM2020 LEX TOOLS & EQUIPMENT	KU-139400- KY Tools, Shop, Garage	Additions	107001	2020	9	20,313
0110	157008	SCM2020 DAN TOOLS & EQUIPMENT	KU-139400- KY Tools, Shop, Garage	Additions	107001	2020	10	34,511
0110	157048	SCM2020 PINE TOOLS & EQUIPMENT	KU-139400- KY Tools, Shop, Garage	Additions	107001	2020	11	1,282
0110	160233	XFMR FILTRATION UNIT	KU-139400- KY Tools, Shop, Garage	Additions	107001	2020	9	48,820
0110	160233	XFMR FILTRATION UNIT	KU-139400- KY Tools, Shop, Garage	Additions	107001	2020	12	(8,169)
0110	20TOOL366	Maysville Cap Tools 2020	KU-139400- KY Tools, Shop, Garage	Additions	107001	2020	9	37,199
0110	IT0602K	Access Switch Rotation-KU20	KU-139120-KY Non PC Computer Equip	Additions	107001	2020	9	(17)
0110	IT0646K	Network Management-KU20	KU-139120-KY Non PC Computer Equip	Additions	107001	2020	9	15,275
0110	IT0646K	Network Management-KU20	KU-139120-KY Non PC Computer Equip	Additions	107001	2020	10	1,175
0110	IT0646K	Network Management-KU20	KU-139120-KY Non PC Computer Equip	Additions	107001	2020	11	1,175
0110	IT0719K	Computing Infra Expand-KU20	KU-139120-KY Non PC Computer Equip	Additions	107001	2020	9	31,819
0110	IT0719K	Computing Infra Expand-KU20	KU-139120-KY Non PC Computer Equip	Additions	107001	2020	10	556,953
0110	IT1021K	Impl SD-WAN (Phase 1)-KU20	KU-139120-KY Non PC Computer Equip	Additions	107001	2020	9	51,908
0110	IT1021K	Impl SD-WAN (Phase 1)-KU20	KU-139120-KY Non PC Computer Equip	Additions	107001	2020	10	17,437
0110	IT1021K	Impl SD-WAN (Phase 1)-KU20	KU-139120-KY Non PC Computer Equip	Additions	107001	2020	11	68,365
0110	00124FACK	Danville Train Bldg RR & Light	KU-139010- KY Structures & Improv	Additions	107001	2020	10	299,179
0110	157025	SCM2020 LEX REPL REGULATORS	KU-136200- KY Station Equipment	Additions	107001	2020	12	83,418
0110	157025	SCM2020 LEX REPL REGULATORS	KU-136200- KY Station Equipment	Removals	108901	2020	12	4,065
0110	157029	SCM2020 LEX LEGACY RTU REPL	KU-136200- KY Station Equipment	Additions	107001	2020	11	314,342
0110	157029	SCM2020 LEX LEGACY RTU REPL	KU-136200- KY Station Equipment	Additions	107001	2020	12	18,272
0110	157029	SCM2020 LEX LEGACY RTU REPL	KU-136200- KY Station Equipment	Removals	108901	2020	11	(16)
0110	157061	SCM2020 KU LEGACY RELAY REPL	KU-136200- KY Station Equipment	Additions	107001	2020	12	127,652
0110	157061	SCM2020 KU LEGACY RELAY REPL	KU-136200- KY Station Equipment	Removals	108901	2020	12	-
0110	147506	REL Woodlawn Switch MOS	KU-135500- KY Poles	Additions	107001	2020	12	489,498

0110	157722	ESR Kawneer 885-605	KU-135500- KY Poles	Additions	107001	2020	9	45,103
0110	157722	ESR Kawneer 885-605	KU-135500- KY Poles	Removals	108901	2020	9	-
0110	LI-160529	TEP Warsaw East Capacitor Bank	KU-135500- KY Poles	Additions	107001	2020	12	282,072
0110	144514KU	GS CDM CIP Ver 8.0 KU	KU-131600-SL Misc Power Plant Equi	Additions	107001	2021	8	59,599
0110	144514KU	GS CDM CIP Ver 8.0 KU	KU-131600-SL Misc Power Plant Equi	Additions	107001	2021	9	7,450
0110	144514KU	GS CDM CIP Ver 8.0 KU	KU-131600-SL Misc Power Plant Equi	Additions	107001	2021	10	7,450
0110	144514KU	GS CDM CIP Ver 8.0 KU	KU-131600-SL Misc Power Plant Equi	Additions	107001	2021	11	7,450
0110	144514KU	GS CDM CIP Ver 8.0 KU	KU-131600-SL Misc Power Plant Equi	Additions	107001	2021	12	7,450
0110	47GH	GH Air Flow and Dew Pt Monitor	KU-131600-GH 4 Misc Power Plant Eq	Additions	107001	2020	11	74,510
0110	85GH	GH 0-1 LS Mill Feed Chute20	KU-131200-GH 4 Boil	Removals	108901	2020	9	14,575
0110	148002	BR CCRT LP Pump Ovhl	KU-131200-EWB 3 Boil	Additions	107001	2020	11	94,129
0110	148002	BR CCRT LP Pump Ovhl	KU-131200-EWB 3 Boil	Removals	108901	2020	11	4,303
0110	IT0673K	TOA Upgrade-KU20	KU-130300-Misc Intangible Plant	Additions	107001	2021	6	170,500
0110	149564	MS Eqp KU 2020 Lex CT Analyzer	KU-139400- KY Tools, Shop, Garage	Additions	107001	2020	9	30,781
0110	163046	Battlefield Mem Hwy Recond	KU-136500- KY Overhead Conductor	Additions	107001	2020	12	385,035
0110	163046	Battlefield Mem Hwy Recond	KU-136500- KY Overhead Conductor	Removals	108901	2020	12	33,388
0110	157154	REL Detroit Harvester MOS	KU-135500- KY Poles	Additions	107001	2020	12	684,976
0110	157154	REL Detroit Harvester MOS	KU-135500- KY Poles	Removals	108901	2020	12	169,592
0110	LI-159268	REL Pineville MOS	KU-135500- KY Poles	Additions	107001	2020	12	137,678
0110	LI-160527	TEP Hoover Capacitor Bank	KU-135500- KY Poles	Additions	107001	2020	10	408,105
0110	153102KU	TC CT KU REB EXH EXP JNTS	KU-134300-TC 10 Prime Movers	Additions	107001	2020	10	400,000
0110	153102KU	TC CT KU REB EXH EXP JNTS	KU-134300-TC 10 Prime Movers	Additions	107001	2020	12	70,000
0110	157379	BR Anhydrous Ammonia Fog Sys	KU-131600-EWB 3 Misc Power Plant E	Additions	107001	2020	10	158,831
0110	132931KU	GS CDM Lrg Format KU	KU-131600-EWB 1 Misc Power Plant E	Additions	107001	2020	11	46,918
0110	156GH	GH1 Res Aux Xfmr 4kV TransDuct	KU-131500-GH 1 Accessory Electric	Additions	107001	2020	10	66,418
0110	159638	BR3 RTU Upgrade	KU-131500-EWB 3 Acc	Additions	107001	2020	11	59,593
0110	159638	BR3 RTU Upgrade	KU-131500-EWB 3 Acc	Removals	108901	2020	11	302
0110	147797	EMS APP ENHANCEMENTS-KU-2020	KU-130300-Misc Intangible Plant	Additions	107001	2020	10	66,539
0110	IT0623K	FieldNet SoftwareUpgr-KU20	KU-130300-Misc Intangible Plant	Additions	107001	2020	9	16,693
0110	IT0623K	FieldNet SoftwareUpgr-KU20	KU-130300-Misc Intangible Plant	Additions	107001	2020	10	2,557
0110	141333	Maysville - Pole Racks	KU-139010- KY Structures & Improv	Additions	107001	2020	9	1,108
0110	141333	Maysville - Pole Racks	KU-139010- KY Structures & Improv	Removals	108901	2020	9	3,316
0110	SC0033	Pole Racks-London-KU20	KU-139010- KY Structures & Improv	Additions	107001	2020	10	91,000
0110	147805	ROUTINE EMS-KU 2020	KU-139120-KY Non PC Computer Equip	Additions	107001	2020	12	14,129
0110	IT0619K	Core Network Infra-KU20	KU-139120-KY Non PC Computer Equip	Additions	107001	2020	10	83,337
0110	IT0619K	Core Network Infra-KU20	KU-139120-KY Non PC Computer Equip	Additions	107001	2020	11	10,663
0110	147511	REL Manitou Switch	KU-135500- KY Poles	Additions	107001	2020	11	545,460
0110	157267	BRCT Compressor Controls Upgr	KU-134200-EWB 9PL Fuel Holders, Pr	Additions	107001	2020	10	259,956
0110	157267	BRCT Compressor Controls Upgr	KU-134200-EWB 9PL Fuel Holders, Pr	Removals	108901	2020	10	10,082
0110	155108	DX Runner & Shaft Repl	KU-133100-DD Structures and Improv	Additions	107001	2021	9	857,423
0110	133076KU	GS GE Dam Impnd KU	KU-131600-SL Misc Power Plant Equi	Additions	107001	2020	10	61,671
0110	133076KU	GS GE Dam Impnd KU	KU-131600-SL Misc Power Plant Equi	Additions	107001	2021	4	14,646
0110	133076KU	GS GE Dam Impnd KU	KU-131600-SL Misc Power Plant Equi	Additions	107001	2021	5	14,646
0110	133076KU	GS GE Dam Impnd KU	KU-131600-SL Misc Power Plant Equi	Additions	107001	2021	6	14,646
0110	133076KU	GS GE Dam Impnd KU	KU-131600-SL Misc Power Plant Equi	Additions	107001	2021	7	14,646
0110	133076KU	GS GE Dam Impnd KU	KU-131600-SL Misc Power Plant Equi	Additions	107001	2022	4	14,016
0110	133076KU	GS GE Dam Impnd KU	KU-131600-SL Misc Power Plant Equi	Additions	107001	2022	5	14,016

0110	133076KU	GS GE Dam Impnd KU	KU-131600-SL Misc Power Plant Equi	Additions	107001	2022	6	14,016
0110	159604	GH 3-2 Aux Cond Vac Pump20	KU-131400-GH 3 Turbogenerator Unit	Additions	107001	2020	11	165,008
0110	159604	GH 3-2 Aux Cond Vac Pump20	KU-131400-GH 3 Turbogenerator Unit	Removals	108901	2020	11	20,165
0110	156994KU	TC F COAL CONV SPARE MOTOR	KU-131200-TC 2 Boil	Additions	107001	2020	12	14,250
0110	156996KU	TC FIRE SYSTEM UPG PH1	KU-131200-TC 2 Boil	Additions	107001	2020	12	2,001
0110	154895	GH 3-1 SO3 Air Comp	KU-131200-GH 3 Boil	Additions	107001	2020	9	62,249
0110	154895	GH 3-1 SO3 Air Comp	KU-131200-GH 3 Boil	Removals	108901	2020	9	1,109
0110	201GH	GH4 FGD Building Sump Repl20	KU-131100-GH4 FGD Structures and I	Additions	107001	2020	9	128,963
0110	201GH	GH4 FGD Building Sump Repl20	KU-131100-GH4 FGD Structures and I	Removals	108901	2020	9	1,512
0110	IT0721K	KY SDN Implement Phase 2-KU20	KU-139120-KY Non PC Computer Equip	Additions	107001	2020	10	96,965
0110	IT0721K	KY SDN Implement Phase 2-KU20	KU-139120-KY Non PC Computer Equip	Additions	107001	2020	11	14,100
0110	IT0721K	KY SDN Implement Phase 2-KU20	KU-139120-KY Non PC Computer Equip	Additions	107001	2020	12	6,435
0110	157004	SCM2020 PINE MISC NESC COMPL	KU-136200- KY Station Equipment	Additions	107001	2020	10	(4,571)
0110	157004	SCM2020 PINE MISC NESC COMPL	KU-136200- KY Station Equipment	Additions	107001	2020	12	(12,125)
0110	157004	SCM2020 PINE MISC NESC COMPL	KU-136200- KY Station Equipment	Removals	108901	2020	10	7,957
0110	157018	SCM2020 EARL SUB BLDG & GRNDS	KU-136200- KY Station Equipment	Additions	107001	2020	11	48,936
0110	161199	Failed Eastview XFRMR Rewind	KU-136200- KY Station Equipment	Additions	107001	2020	12	316,116
0110	161199	Failed Eastview XFRMR Rewind	KU-136200- KY Station Equipment	Removals	108901	2020	12	11,096
0110	144975	REL CLAYS MILL MOS	KU-135500- KY Poles	Additions	107001	2020	12	722,355
0110	144975	REL CLAYS MILL MOS	KU-135500- KY Poles	Removals	108901	2020	12	129,666
0110	147513	REL Camp Breckenridge Switch	KU-135500- KY Poles	Additions	107001	2020	10	74,867
0110	LI-159072	REL Shannon Run MOS	KU-135500- KY Poles	Additions	107001	2020	10	148,286
0110	159612	GH 4-2 LPSW Strainer Repl20	KU-131200-GH 4 Boil	Additions	107001	2020	9	222,936
0110	159612	GH 4-2 LPSW Strainer Repl20	KU-131200-GH 4 Boil	Additions	107001	2020	11	20,000
0110	159612	GH 4-2 LPSW Strainer Repl20	KU-131200-GH 4 Boil	Removals	108901	2020	11	7,184
0110	151404	GH2 Lwr Sidewall & Slope End	KU-131200-GH 2 Boil	Additions	107001	2021	11	1,628,846
0110	151404	GH2 Lwr Sidewall & Slope End	KU-131200-GH 2 Boil	Removals	108901	2021	11	256,500
0110	IT0639K	MFD Growth and Refresh-KU20	KU-139120-KY Non PC Computer Equip	Additions	107001	2020	12	470,000
0110	147510	REL Wise Tap MOS	KU-135500- VA Poles and Fixtures	Additions	107001	2020	11	377,678
0110	LI-159276	REL Pine Hill MOS	KU-135500- KY Poles	Additions	107001	2020	12	64,892
0110	LI-160138	PR Columbia EKPC-Columbia	KU-135500- KY Poles	Additions	107001	2020	12	678,278
0110	LI-160138	PR Columbia EKPC-Columbia	KU-135500- KY Poles	Removals	108901	2020	12	122,710
0110	137540	FP-Tools - 2020	KU-135310- KY Station Equip -Non Sy	Additions	107001	2020	12	162,205
0110	157167 KU	PR13 Battery Replacement KU	KU-134500-PR 13 Accessory Electric	Additions	107001	2020	12	14,266
0110	157167 KU	PR13 Battery Replacement KU	KU-134500-PR 13 Accessory Electric	Removals	108901	2020	12	1,199
0110	155158	BRCT7 Quench Cooler Nozzles	KU-134300-EWB 7 Prime Movers	Additions	107001	2020	10	88,683
0110	155158	BRCT7 Quench Cooler Nozzles	KU-134300-EWB 7 Prime Movers	Removals	108901	2020	10	1,008
0110	147950	BRCT8 C Insp & Parts Recond	KU-134300-EWB 8 Prime Movers	Additions	107001	2022	4	9,081,723
0110	147950	BRCT8 C Insp & Parts Recond	KU-134300-EWB 8 Prime Movers	Removals	108901	2022	4	303,183
0110	39GH	GH 3-2 Well Wtr Pump Rebuild20	KU-131400-GH 3 Turbogenerator Unit	Additions	107001	2020	9	26,514
0110	39GH	GH 3-2 Well Wtr Pump Rebuild20	KU-131400-GH 3 Turbogenerator Unit	Removals	108901	2020	9	24,438
0110	SC0037	Card Rdr/Swing Gat-Shelby-KU20	KU-139300- KY Stores Equipment	Additions	107001	2020	11	100,000
0110	157013	SCM2020 DAN MISC CAPITAL PROJ	KU-136200- KY Station Equipment	Additions	107001	2020	11	12,125
0110	157013	SCM2020 DAN MISC CAPITAL PROJ	KU-136200- KY Station Equipment	Additions	107001	2020	12	(4,071)
0110	157013	SCM2020 DAN MISC CAPITAL PROJ	KU-136200- KY Station Equipment	Removals	108901	2020	11	231
0110	157015	SCM2020 DAN SUB BLDG & GRNDS	KU-136200- KY Station Equipment	Additions	107001	2020	12	(300)
0110	154904	GH 4-1 SO3 Air Comp	KU-131200-GH 4 Boil	Additions	107001	2020	11	62,249

0110	154904	GH 4-1 SO3 Air Comp	KU-131200-GH 4 Boil	Removals	108901	2020	11	1,109
0110	154893	GH4 FGD Amiad Strainer 20	KU-131200-GH4 FGD Boil	Removals	108901	2020	9	2,049
0110	154942	GH3 Precip Partial Rebuild 20	KU-131200-GH 3 Boil	Additions	107001	2020	11	294,705
0110	154942	GH3 Precip Partial Rebuild 20	KU-131200-GH 3 Boil	Additions	107001	2020	12	11,455
0110	154942	GH3 Precip Partial Rebuild 20	KU-131200-GH 3 Boil	Removals	108901	2020	11	120,300
0110	159727	GH 3-1 Wet Ash ClnkrCrshr Repl	KU-131200-GH 3 Boil	Additions	107001	2020	12	95,958
0110	159727	GH 3-1 Wet Ash ClnkrCrshr Repl	KU-131200-GH 3 Boil	Removals	108901	2020	12	6,049
0110	159728	GH 3-2 Wet Ash ClnkrCrshr Repl	KU-131200-GH 3 Boil	Additions	107001	2020	12	95,958
0110	159728	GH 3-2 Wet Ash ClnkrCrshr Repl	KU-131200-GH 3 Boil	Removals	108901	2020	12	6,049
0110	IT0622K	Endpoint Protect License-KU20	KU-130300-Misc Intangible Plant	Additions	107001	2020	11	2,350
0110	157022	SCM2020 LEX MISC CAPITAL SUB	KU-136200- KY Station Equipment	Additions	107001	2020	12	49,194
0110	157022	SCM2020 LEX MISC CAPITAL SUB	KU-136200- KY Station Equipment	Removals	108901	2020	12	-
0110	157058	SCM2020 LEX MISC NESC COMPL	KU-136200- KY Station Equipment	Additions	107001	2020	12	18,555
0110	157058	SCM2020 LEX MISC NESC COMPL	KU-136200- KY Station Equipment	Removals	108901	2020	12	-
0110	157063	SCM2020 DAN MISC NESC COMPL	KU-136200- KY Station Equipment	Additions	107001	2020	12	7,963
0110	157063	SCM2020 DAN MISC NESC COMPL	KU-136200- KY Station Equipment	Removals	108901	2020	12	(79)
0110	157044	SCM2020 LEX SUB BLDNG & GND	KU-136100- KY Struct and Improv	Additions	107001	2020	12	2,655
0110	157044	SCM2020 LEX SUB BLDNG & GND	KU-136100- KY Struct and Improv	Removals	108901	2020	12	92
0110	157049	SCM2020 PINE SUB BLDNG & GND	KU-136100- KY Struct and Improv	Additions	107001	2020	12	48,652
0110	157049	SCM2020 PINE SUB BLDNG & GND	KU-136100- KY Struct and Improv	Removals	108901	2020	12	31
0110	160208	DSP Mt. Sterling Sub Property	KU-136020-KY Land	Additions	107001	2020	12	(300)
0110	154905	GH 4-2 SO3 Air Comp	KU-131200-GH 4 Boil	Additions	107001	2020	12	62,249
0110	154905	GH 4-2 SO3 Air Comp	KU-131200-GH 4 Boil	Removals	108901	2020	12	1,109
0110	161261	Richmond Storeroom Asphalt Lot	KU-139010- KY Structures & Improv	Additions	107001	2020	9	30,715
0110	161018	Toyota North Relay Replacement	KU-136200- KY Station Equipment	Additions	107001	2020	12	(640)
0110	161089	DSP Versailles Bypass Sub	KU-136200- KY Station Equipment	Additions	107001	2020	12	253,414
0110	160911KU	TC2 BOILER WATER WALL PANELS	KU-131200-TC 2 Boil	Additions	107001	2020	12	1,110,331
0110	161146KU	TC2 FINAL RH LEAD INLET LEG	KU-131200-TC 2 Boil	Additions	107001	2020	11	446,550
0110	161103	GH Wireless Vib Mon Equip	KU-131200-GH 4 Boil	Additions	107001	2020	9	47,700
0110	161103	GH Wireless Vib Mon Equip	KU-131200-GH 4 Boil	Additions	107001	2020	10	6,794
0110	161436	GH DTLS & Pipe Conveyor Recons	KU-131200-GH 4 Boil ECR 2009	Additions	107001	2020	10	3,715,827
0110	161436	GH DTLS & Pipe Conveyor Recons	KU-131200-GH 4 Boil ECR 2009	Additions	107001	2020	11	1,602,393
0110	161436	GH DTLS & Pipe Conveyor Recons	KU-131200-GH 4 Boil ECR 2009	Additions	107001	2020	12	(3,698,348)
0110	161436	GH DTLS & Pipe Conveyor Recons	KU-131200-GH 4 Boil ECR 2009	Removals	108901	2020	10	1,614,219
0110	161436	GH DTLS & Pipe Conveyor Recons	KU-131200-GH 4 Boil ECR 2009	Removals	108901	2020	12	(677,910)
0110	156252	2020 CH - Williamsburg S 226	KU-136500- KY Overhead Conductor	Additions	107001	2020	9	73,930
0110	156252	2020 CH - Williamsburg S 226	KU-136500- KY Overhead Conductor	Removals	108901	2020	9	11,202
0110	159006	2020 CIFI - Shawnee Gas 4402	KU-136500- KY Overhead Conductor	Additions	107001	2020	9	159,784
0110	159006	2020 CIFI - Shawnee Gas 4402	KU-136500- KY Overhead Conductor	Removals	108901	2020	9	151,231
0110	161272	Kuhlman Sub Decommission	KU-136200- KY Station Equipment	Additions	107001	2020	12	(219,159)
0110	161272	Kuhlman Sub Decommission	KU-136200- KY Station Equipment	Removals	108901	2020	12	243,910
0110	161434	2020 XM UB Corydon-Rumsey	KU-136500- KY Overhead Conductor	Additions	107001	2020	12	76,172
0110	161434	2020 XM UB Corydon-Rumsey	KU-136500- KY Overhead Conductor	Removals	108901	2020	12	95,351
0110	161435	2020 XM UB River Queen-Hill	KU-136500- KY Overhead Conductor	Additions	107001	2020	12	15,917
0110	161435	2020 XM UB River Queen-Hill	KU-136500- KY Overhead Conductor	Removals	108901	2020	12	4,679
0110	161481	2020 XMUB Lex Plant-Pisgah 69	KU-136500- KY Overhead Conductor	Additions	107001	2020	12	639,384
0110	161481	2020 XMUB Lex Plant-Pisgah 69	KU-136500- KY Overhead Conductor	Removals	108901	2020	12	68,229

0110	161620	2020 XMUB Winchester	KU-136500- KY Overhead Conductor	Additions	107001	2020	9	121,056
0110	161620	2020 XMUB Winchester	KU-136500- KY Overhead Conductor	Removals	108901	2020	9	27,896
0110	161641	Sylvania 12kV Conversion	KU-136500- KY Overhead Conductor	Additions	107001	2020	9	262,481
0110	161641	Sylvania 12kV Conversion	KU-136500- KY Overhead Conductor	Removals	108901	2020	9	83,882
0110	161716	Kuhlman Sub Decom D.Lines	KU-136500- KY Overhead Conductor	Additions	107001	2020	12	70,627
0110	161716	Kuhlman Sub Decom D.Lines	KU-136500- KY Overhead Conductor	Removals	108901	2020	12	52
0110	161747	CEMI 2020 Earlington Ops	KU-136500- KY Overhead Conductor	Additions	107001	2020	9	83,653
0110	161747	CEMI 2020 Earlington Ops	KU-136500- KY Overhead Conductor	Removals	108901	2020	9	3,370
0110	161748	CEMI 2020 Versailles West 0513	KU-136500- KY Overhead Conductor	Additions	107001	2020	12	44,837
0110	161748	CEMI 2020 Versailles West 0513	KU-136500- KY Overhead Conductor	Removals	108901	2020	12	3,370
0110	161772	2020 CH - Carrollton 0707	KU-136500- KY Overhead Conductor	Additions	107001	2020	11	925,925
0110	161772	2020 CH - Carrollton 0707	KU-136500- KY Overhead Conductor	Removals	108901	2020	11	49,891
0110	161797	CEMI 2020 Greenville 4kv	KU-136500- KY Overhead Conductor	Additions	107001	2020	9	140,672
0110	161797	CEMI 2020 Greenville 4kv	KU-136500- KY Overhead Conductor	Removals	108901	2020	9	16,719
0110	161818	2020XMUB Middle-Harrogate	KU-136500- KY Overhead Conductor	Additions	107001	2020	9	86,381
0110	161818	2020XMUB Middle-Harrogate	KU-136500- KY Overhead Conductor	Removals	108901	2020	9	10,082
0110	161908	2020 Dir Bur - Dan East 2114	KU-136500- KY Overhead Conductor	Additions	107001	2020	9	180,544
0110	161908	2020 Dir Bur - Dan East 2114	KU-136500- KY Overhead Conductor	Removals	108901	2020	9	16,803
0110	161912	2020 Dir Bur - Etown 4 2420	KU-136500- KY Overhead Conductor	Additions	107001	2020	9	241,115
0110	161912	2020 Dir Bur - Etown 4 2420	KU-136500- KY Overhead Conductor	Removals	108901	2020	9	21,004
0110	162206	20XMUB Adams Haefling PR	KU-136500- KY Overhead Conductor	Additions	107001	2020	12	52,084
0110	162206	20XMUB Adams Haefling PR	KU-136500- KY Overhead Conductor	Removals	108901	2020	12	4,988
0110	162238	SCM 2020 Danville Battery	KU-136200- KY Station Equipment	Additions	107001	2020	12	(16,080)
0110	162238	SCM 2020 Danville Battery	KU-136200- KY Station Equipment	Removals	108901	2020	12	6,740
0110	162239	SCM2020 Lexington Battery	KU-136200- KY Station Equipment	Additions	107001	2020	12	(1,013)
0110	162239	SCM2020 Lexington Battery	KU-136200- KY Station Equipment	Removals	108901	2020	12	3,370
0110	161273KU	TC2 MDBFP VOITH OH	KU-131200-TC 2 Boil	Additions	107001	2020	10	277,997
0110	161273KU	TC2 MDBFP VOITH OH	KU-131200-TC 2 Boil	Additions	107001	2020	12	34,707
0110	161276KU	TC2 TD BFP RECIRC VALVES	KU-131200-TC 2 Boil	Additions	107001	2020	10	207,881
0110	161443	DX Station Batteries	KU-133400-DD Accessory Electric Eq	Removals	108901	2020	9	4,154
0110	161445	BR3 AH Basket & Seal Repls	KU-131200-EWB 3 Boil	Additions	107001	2020	11	1,391,465
0110	161445	BR3 AH Basket & Seal Repls	KU-131200-EWB 3 Boil	Additions	107001	2020	12	50,412
0110	161445	BR3 AH Basket & Seal Repls	KU-131200-EWB 3 Boil	Removals	108901	2020	11	101,034
0110	161452	GH4 CT Blowdown Line Rpl20	KU-131400-GH 4 Turbogenerator Unit	Removals	108901	2020	9	26,753
0110	161650KU	TC ELECTROMECH RELAYS 2020	KU-131500-TC 2 Acc	Additions	107001	2020	9	190,031
0110	161650KU	TC ELECTROMECH RELAYS 2020	KU-131500-TC 2 Acc	Additions	107001	2020	10	112,500
0110	161650KU	TC ELECTROMECH RELAYS 2020	KU-131500-TC 2 Acc	Additions	107001	2020	11	112,500
0110	161650KU	TC ELECTROMECH RELAYS 2020	KU-131500-TC 2 Acc	Additions	107001	2020	12	75,000
0110	161684	GH Property Acquisition 20	KU-131020-GH 1 Land	Additions	107001	2020	9	6,321
0110	161754	GH CCR 0-1 Cake Wash Htr Rpl20	KU-131200-GH 4 Boil	Removals	108901	2020	9	1,151
0110	GSSLATCLK	GS SL Autoclave - KU	KU-131600-SL Misc Power Plant Equi	Additions	107001	2020	9	12,445
0110	GSSLDISHK	GS SL Dishwasher - KU	KU-131600-SL Misc Power Plant Equi	Additions	107001	2020	9	22,256
0110	GSSLMICRK	GS SL Asbestos Microscope - KU	KU-131600-SL Misc Power Plant Equi	Additions	107001	2020	9	38,407
0110	161458	REL Gorge MOS	KU-135310- VA Station Equip -Non Sy	Additions	107001	2021	2	702,878
0110	161458	REL Gorge MOS	KU-135310- VA Station Equip -Non Sy	Removals	108901	2021	2	42,199
0110	161892	PPLC Smart Gap-KU	KU-135310- KY Station Equip -Non Sy	Additions	107001	2021	2	409,517
0110	LI-161696	TL Computer Rel Hware-KU	KU-130300-Misc Intangible Plant	Additions	107001	2020	10	54,128

0110	SU-000122	PPLC 222-704 DCB	KU-135310- KY Station Equip -Non Sy	Additions	107001	2020	9	19,659
0110	SU-000122	PPLC 222-704 DCB	KU-135310- KY Station Equip -Non Sy	Removals	108901	2020	9	2,002
0110	SU-000236	TEP-Gtown-Lmns Mll 69kV Lne Sw	KU-135310- KY Station Equip -Non Sy	Additions	107001	2020	10	35,267
0110	161474	EARLINGTON SR ROAD IMPROVE	KU-139010- KY Structures & Improv	Additions	107001	2020	10	382,426
0110	161474	EARLINGTON SR ROAD IMPROVE	KU-139010- KY Structures & Improv	Removals	108901	2020	10	197,486
0110	161627	CAMPBELLSVILLE SECURITY	KU-139010- KY Structures & Improv	Additions	107001	2020	10	114,037
0110	161635KU	BOC 1 CASHIER OFF RECON KU	KU-139010- KY Structures & Improv	Additions	107001	2020	9	372
0110	161723KU	Corporate Sec Renov-K	KU-139010- KY Structures & Improv	Additions	107001	2020	12	73,548
0110	161723KU	Corporate Sec Renov-K	KU-139010- KY Structures & Improv	Removals	108901	2020	12	24,220
0110	161800	EARLINGTON SR STORM SHELTER	KU-139010- KY Structures & Improv	Additions	107001	2020	9	31,398
0110	161770	PARIS BO ROOF REPLACEMENT	KU-139010- KY Structures & Improv	Additions	107001	2020	9	22,707
0110	161770	PARIS BO ROOF REPLACEMENT	KU-139010- KY Structures & Improv	Removals	108901	2020	9	2,523
0110	IT0352K	Exp/Repl Cust Comm Chan-KU18	KU-130300-Misc Intangible Plant	Additions	107001	2020	9	137
0110	IT0352K	Exp/Repl Cust Comm Chan-KU18	KU-130300-Misc Intangible Plant	Additions	107001	2020	10	16,489
0110	IT0352K	Exp/Repl Cust Comm Chan-KU18	KU-130300-Misc Intangible Plant	Additions	107001	2020	11	149,490
0110	IT0352K	Exp/Repl Cust Comm Chan-KU18	KU-130300-Misc Intangible Plant	Additions	107001	2020	12	19,997
0110	IT0390K	Oracle Financial Upg-KU20-21	KU-130300-Misc Intangible Plant	Additions	107001	2021	4	8,636,735
0110	IT0390K	Oracle Financial Upg-KU20-21	KU-130300-Misc Intangible Plant	Additions	107001	2021	5	927,379
0110	IT0775K	RPA-EDO/Rev Integrity-KU20	KU-130300-Misc Intangible Plant	Additions	107001	2020	9	28,920
0110	IT0775K	RPA-EDO/Rev Integrity-KU20	KU-130300-Misc Intangible Plant	Additions	107001	2020	10	1,280
0110	IT0779K	RPA - Control & Treasury-KU20	KU-130300-Misc Intangible Plant	Additions	107001	2020	12	77,550
0110	IT0780K	OTAP Replace-KU20	KU-130300-Misc Intangible Plant	Additions	107001	2020	9	315,093
0110	IT0780K	OTAP Replace-KU20	KU-130300-Misc Intangible Plant	Additions	107001	2020	10	64,807
0110	IT0780K	OTAP Replace-KU20	KU-130300-Misc Intangible Plant	Additions	107001	2020	11	47,377
0110	SC0089	Lex Stone Road-Baler-KU19	KU-139400- KY Tools, Shop, Garage	Additions	107001	2020	9	19,699
0110	162276	SCM2020 Pineville Battery	KU-136200- KY Station Equipment	Additions	107001	2020	12	(9,970)
0110	162276	SCM2020 Pineville Battery	KU-136200- KY Station Equipment	Removals	108901	2020	12	5,055
0110	162277	SCM2020 Earlington Battery	KU-136200- KY Station Equipment	Additions	107001	2020	12	70,642
0110	162277	SCM2020 Earlington Battery	KU-136200- KY Station Equipment	Removals	108901	2020	12	3,370
0110	161655KU	STT High Volt Demo Trl KU	KU-139400- KY Tools, Shop, Garage	Additions	107001	2020	10	32,407
0110	160679KU	TC DCS METERING SYST UPGD	KU-131200-TC 2 Boil	Additions	107001	2020	9	18,268
0110	160679KU	TC DCS METERING SYST UPGD	KU-131200-TC 2 Boil	Additions	107001	2020	10	14,000
0110	160679KU	TC DCS METERING SYST UPGD	KU-131200-TC 2 Boil	Additions	107001	2020	11	21,049
0110	160679KU	TC DCS METERING SYST UPGD	KU-131200-TC 2 Boil	Additions	107001	2020	12	21,049
0110	161447 KU	CR7 CCI Valves 2020 KU	KU-134300-Cane Run 7 Prime Movers	Additions	107001	2020	10	85,660
0110	161451	GH4 Turb Packing Repl20	KU-131400-GH 4 Turbogenerator Unit	Additions	107001	2020	9	1,225,305
0110	161451	GH4 Turb Packing Repl20	KU-131400-GH 4 Turbogenerator Unit	Removals	108901	2020	9	391,100
0110	161707KU	TC LAB RO SYSTEM UPGRADE	KU-131200-TC 2 Boil	Additions	107001	2020	12	29,613
0110	161719	GH 1-4 Control Air Comp Rpl20	KU-131200-GH 1 Boil	Removals	108901	2020	9	603
0110	161743	GH4 7,8,9 Stg DiaphragmBladRpl	KU-131400-GH 4 Turbogenerator Unit	Removals	108901	2020	9	20,008
0110	161760	GH1 Burner Replacement 2020	KU-131200-GH 1 Boil	Removals	108901	2020	9	9,175
0110	161915KU	TC UPGD SW PUMP TRAIN - C	KU-131200-TC 2 Boil	Additions	107001	2020	12	350,336
0110	161915KU	TC UPGD SW PUMP TRAIN - C	KU-131200-TC 2 Boil	Removals	108901	2020	12	133
0110	162218KU	TC CT INSTALL LED LIGHTING	KU-134300-TC 5 Prime Movers	Additions	107001	2020	12	135,994
0110	GSSLOPCTK	GS SL Oil Particle Counter-KU	KU-131600-SL Misc Power Plant Equi	Additions	107001	2020	10	27,953
0110	LI-161704	Pineville-Rocky Branch ROW	KU-135010- KY Land Rights	Additions	107001	2021	11	3,011,419
0110	IT0773K	Distr Cust Track Enhance-KU20	KU-130300-Misc Intangible Plant	Additions	107001	2020	10	9,085

0110	IT0773K	Distr Cust Track Enhance-KU20	KU-130300-Misc Intangible Plant	Additions	107001	2020	11	65,164
0110	IT0777CG	Morganfield Priv Trans-KU20	KU-139700-KY Microwave,Fiber,Other	Additions	107001	2020	12	150,000
0110	162278	BEAR TRACK WOOD POLE	KU-136100- KY Struct and Improv	Additions	107001	2020	10	156,432
0110	162278	BEAR TRACK WOOD POLE	KU-136100- KY Struct and Improv	Additions	107001	2020	12	(27,489)
0110	162278	BEAR TRACK WOOD POLE	KU-136100- KY Struct and Improv	Removals	108901	2020	10	16,886
0110	161494KU	TC MOORING CELL UPGD 2020	KU-131100-TC2 Struct	Additions	107001	2020	9	203,554
0110	161494KU	TC MOORING CELL UPGD 2020	KU-131100-TC2 Struct	Additions	107001	2020	10	75,000
0110	GSSLBTUCK	GS SL BTU Calorimeter - KU	KU-131600-SL Misc Power Plant Equi	Additions	107001	2020	10	2,428
0110	161852KU	SSC ENGINEERING FACILITY - KU	KU-139010- KY Structures & Improv	Additions	107001	2021	12	4,764,614
0110	161463KU	TC LAB EQUIPMENT 2020	KU-131600-TC 2 Misc Power Plant Equ	Additions	107001	2020	12	42,950
0110	161482KU	TC LED LIGHTING 2020	KU-131100-TC2 Struct	Additions	107001	2020	9	195,804
0110	161496KU	TC IMPOUND IMPROVE 2020	KU-131200-TC 2 Boil	Additions	107001	2020	9	42,613
0110	161496KU	TC IMPOUND IMPROVE 2020	KU-131200-TC 2 Boil	Removals	108901	2020	9	24,654
0110	161507KU	TC MAT HANDLING STRUCT UPGD	KU-131200-TC 2 Boil	Additions	107001	2020	9	69,028
0110	161507KU	TC MAT HANDLING STRUCT UPGD	KU-131200-TC 2 Boil	Additions	107001	2020	12	57,000
0110	161033	PINEVILLE TELECOM EQ BLDG	KU-139010- KY Structures & Improv	Additions	107001	2020	9	(171)
0110	160326KU	TC CRITICAL HEAT UPGD 2019	KU-131100-TC2 Struct	Additions	107001	2020	9	15,000
0110	160326KU	TC CRITICAL HEAT UPGD 2019	KU-131100-TC2 Struct	Additions	107001	2020	11	18,750
0110	161466KU	TC LAB MONITORS 2020	KU-131600-TC 2 Misc Power Plant Equ	Additions	107001	2020	12	28,872
0110	161489KU	TC PREDICTIVE EQUIP 2020	KU-131600-TC 2 Misc Power Plant Equ	Additions	107001	2020	12	39,238
0110	162220	GH1 FGD Elec Rm HVAC Repl	KU-131100-GH 1 Struc	Additions	107001	2020	12	144,641
0110	162220	GH1 FGD Elec Rm HVAC Repl	KU-131100-GH 1 Struc	Removals	108901	2020	12	14,216
0110	161498	2020XMUB Hartford-BR Inter	KU-136500- KY Overhead Conductor	Additions	107001	2020	10	35,984
0110	161498	2020XMUB Hartford-BR Inter	KU-136500- KY Overhead Conductor	Removals	108901	2020	10	3,921
0110	161749	GH2 GSU Bushing Repl 20	KU-131500-GH 2 Accessory Electric	Additions	107001	2020	11	256,433
0110	161749	GH2 GSU Bushing Repl 20	KU-131500-GH 2 Accessory Electric	Removals	108901	2020	11	20,165
0110	162217	BR Aux Power Meters	KU-131500-EWB 3 Acc	Additions	107001	2021	3	68,983
0110	161484KU	TC SAFETY & ERT 2020	KU-131600-TC 2 Misc Power Plant Equ	Additions	107001	2020	12	27,925
0110	161750	GH3 Electromatic Valve Repl20	KU-131200-GH 3 Boil	Additions	107001	2020	12	171,646
0110	161750	GH3 Electromatic Valve Repl20	KU-131200-GH 3 Boil	Removals	108901	2020	12	10,082
0110	LI-161721	PR Lebanon-Taylor County	KU-135500- KY Poles	Additions	107001	2021	6	5,031,573
0110	LI-161721	PR Lebanon-Taylor County	KU-135500- KY Poles	Removals	108901	2021	6	752,896
0110	161486KU	TC COAL CONVEYOR BELTS 2020	KU-131200-TC 2 Boil	Additions	107001	2020	12	290,713
0110	161933	GH4 Coal Nozzle Repl21	KU-131200-GH 4 Boil	Additions	107001	2021	5	562,992
0110	161933	GH4 Coal Nozzle Repl21	KU-131200-GH 4 Boil	Removals	108901	2021	5	73,031
0110	148892	N1DT STONEWALL 2 SUB	KU-136200- KY Station Equipment	Additions	107001	2020	12	(98)
0110	148905	SCM2018 KU LEGACY RELAY REPL	KU-136200- KY Station Equipment	Additions	107001	2020	12	(233)
0110	151493	SCM2019 LEX LEGACY RTU REPL	KU-136200- KY Station Equipment	Additions	107001	2020	12	(39)
0110	151508	SCM2019 DAN MISC NESC COMPL	KU-136200- KY Station Equipment	Additions	107001	2020	9	6,721
0110	151508	SCM2019 DAN MISC NESC COMPL	KU-136200- KY Station Equipment	Additions	107001	2020	12	(260)
0110	151508	SCM2019 DAN MISC NESC COMPL	KU-136200- KY Station Equipment	Removals	108901	2020	9	(6,721)
0110	151514	SCM2019 EARL WILDLIFE PROTECT	KU-136200- KY Station Equipment	Additions	107001	2020	12	(1,800)
0110	156384	WEST HIGH FENCE REPLACE	KU-136200- KY Station Equipment	Additions	107001	2020	12	(105)
0110	161469	MOVE XFRM FROM KU TO LGE	KU-136800- KY Line Transformers	Removals	108901	2020	12	(1,619)
0110	155518	TC CCR New Const Proces Pd KU	KU-131200-TC 2 Boil ECR 2016 NT	Additions	107001	2020	9	159,644
0110	161073	BR LAND PURCH CAREY LAND	KU-131200-EWB 3 Boil ECR 2016 NT	Additions	107001	2020	9	350,578
0110	00080FACK	Stone Rd Sprinkler system	KU-139400- KY Tools, Shop, Garage	Additions	107001	2020	9	64,663

0110	19XMUB416	2019 XM Underbuild PINOC	KU-136500- KY Overhead Conductor	Additions	107001	2020	9	1,000
0110	19XMUB416	2019 XM Underbuild PINOC	KU-136500- KY Overhead Conductor	Removals	108901	2020	9	22,717
0110	160889	BR3 Hydrogen Seals Repl	KU-131400-EWB 3 Turbogenerator Uni	Additions	107001	2020	9	(49,537)
0110	160889	BR3 Hydrogen Seals Repl	KU-131400-EWB 3 Turbogenerator Uni	Removals	108901	2020	9	49,537
0110	158732	GH1 Air Preheating Coils Rpl20	KU-131200-GH 1 Boil	Removals	108901	2020	9	3,609
0110	19PITP416	PINEVILLE PITP 2019	KU-136400-KY Poles, Towers, and Fix	Additions	107001	2020	9	(313)
0110	156696	PR Eastwood-Shelbyville	KU-135500- KY Poles	Additions	107001	2020	9	-
0110	156696	PR Eastwood-Shelbyville	KU-135500- KY Poles	Removals	108901	2020	9	55,281
0110	163022	DSP Beech Creek 4kV to 12kV	KU-136500- KY Overhead Conductor	Additions	107001	2020	12	95,848
0110	163022	DSP Beech Creek 4kV to 12kV	KU-136500- KY Overhead Conductor	Removals	108901	2020	12	2,762
0110	157306	BR3 Auxiliary Boiler	KU-131200-EWB 3 Boil	Additions	107001	2020	12	79,001
0110	131562	Lakeshore Sub Dist Ckt	KU-136400-KY Poles, Towers, and Fix	Additions	107001	2020	12	22,850
0110	131562	Lakeshore Sub Dist Ckt	KU-136400-KY Poles, Towers, and Fix	Removals	108901	2020	9	24,192
0110	152813	SHE Transfer UB E.Ckt 2522	KU-136500- KY Overhead Conductor	Additions	107001	2020	9	636,412
0110	152813	SHE Transfer UB E.Ckt 2522	KU-136500- KY Overhead Conductor	Removals	108901	2020	9	21,705
0110	161604	GH1 Turbine Crossover Exp Jt20	KU-131400-GH 1 Turbogenerator Unit	Removals	108901	2020	9	51,839
0110	151506	SCM2019 DAN FAILED BRKR/RECL	KU-136200- KY Station Equipment	Removals	108901	2020	9	12,364
0110	160314	Imboden TR 5	KU-136200- VA Station Equipment	Removals	108901	2020	9	37,937
0110	156691	PR Grahamville-Pad Primary	KU-135500- KY Poles	Additions	107001	2020	9	-
0110	156691	PR Grahamville-Pad Primary	KU-135500- KY Poles	Removals	108901	2020	9	94,205
0110	19XMUB216	2019 XM Underbuild DANOC	KU-136500- KY Overhead Conductor	Additions	107001	2020	9	159
0110	19XMUB216	2019 XM Underbuild DANOC	KU-136500- KY Overhead Conductor	Additions	107001	2020	12	(6,315)
0110	19XMUB216	2019 XM Underbuild DANOC	KU-136500- KY Overhead Conductor	Removals	108901	2020	9	54,818
0110	157806	TEP Hardin Co Line Work	KU-135500- KY Poles	Additions	107001	2022	4	1,522,999
0110	157806	TEP Hardin Co Line Work	KU-135500- KY Poles	Removals	108901	2022	4	181,560
0110	00093FACK	Big Stone Gap Sub/SR	KU-139010- VA Structures & Improv	Additions	107001	2020	9	149,305
0110	00093FACK	Big Stone Gap Sub/SR	KU-139010- VA Structures & Improv	Removals	108901	2020	9	3,225
0110	00023FACK	SOMERSET BO - RESTROOM UPDATES	KU-139010- KY Structures & Improv	Additions	107001	2020	9	(61)
0110	SU-000044	PBR-Howard Branch(1) 138kV BKR	KU-135310- KY Station Equip -Non Sy	Removals	108901	2020	9	4,335
0110	19XMUB156	2019 XM Underbuild EAROC	KU-136500- KY Overhead Conductor	Additions	107001	2020	9	81
0110	19XMUB156	2019 XM Underbuild EAROC	KU-136500- KY Overhead Conductor	Removals	108901	2020	9	37,149
0110	156219	2019 CIFI - London 0201	KU-136500- KY Overhead Conductor	Removals	108901	2020	9	29,903
0110	155285	Hopewell Ckt 287 to 285	KU-136400-KY Poles, Towers, and Fix	Additions	107001	2020	9	7,759
0110	155285	Hopewell Ckt 287 to 285	KU-136400-KY Poles, Towers, and Fix	Removals	108901	2020	9	41,099
0110	161209	NORTON SHED LIGHTING/HEAT	KU-139010- VA Structures & Improv	Additions	107001	2020	9	(21,566)
0110	161178	Ice House Renovation	KU-139400- KY Tools, Shop, Garage	Additions	107001	2020	9	(260)
0110	159671	Fairfield-Bloom ATT Pole Rpl	KU-136500- KY Overhead Conductor	Additions	107001	2020	9	(4,178)
0110	159671	Fairfield-Bloom ATT Pole Rpl	KU-136500- KY Overhead Conductor	Removals	108901	2020	9	42,743
0110	156697	PR Green River-Indian Hill	KU-135500- KY Poles	Additions	107001	2020	9	7,576
0110	156697	PR Green River-Indian Hill	KU-135500- KY Poles	Removals	108901	2020	9	82,668
0110	160919	Elk Creek Direct Bury 2019	KU-136700- KY Undergrnd Conductors	Additions	107001	2020	9	(373)
0110	160919	Elk Creek Direct Bury 2019	KU-136700- KY Undergrnd Conductors	Removals	108901	2020	9	18,463
0110	147528	REL Christian 458 Switch	KU-135500- KY Poles	Additions	107001	2020	9	-
0110	147528	REL Christian 458 Switch	KU-135500- KY Poles	Removals	108901	2020	9	7,582
0110	161143	Etown PoleYard DrainageReplace	KU-139010- KY Structures & Improv	Additions	107001	2020	9	(14,431)
0110	161143	Etown PoleYard DrainageReplace	KU-139010- KY Structures & Improv	Removals	108901	2020	9	(6)
0110	161663	GH1 Boiler Part Asbestos Abate	KU-131200-GH 1 Boil	Removals	108799	2020	9	192,320

0110	19PITP426	LONDON PITP 2019	KU-136400-KY Poles, Towers, and Fix	Additions	107001	2020	9	14,288
0110	19PITP426	LONDON PITP 2019	KU-136400-KY Poles, Towers, and Fix	Removals	108901	2020	9	4,692
0110	144039	I75, Exit 95 Richmond HWY	KU-136400-KY Poles, Towers, and Fix	Additions	107001	2020	9	(9,135)
0110	144039	I75, Exit 95 Richmond HWY	KU-136400-KY Poles, Towers, and Fix	Additions	107001	2020	12	48,707
0110	144039	I75, Exit 95 Richmond HWY	KU-136400-KY Poles, Towers, and Fix	Removals	108901	2020	9	9,135
0110	CSTRM366	Cap Minor Storms - 013660	KU-136500- KY Overhead Conductor	Additions	107001	2020	9	12,287
0110	CSTRM366	Cap Minor Storms - 013660	KU-136500- KY Overhead Conductor	Removals	108901	2020	9	1,615
0110	151120	TC CCRT FA KU	KU-131200-TC 2 Boil ECR 2009 P32	Additions	107001	2020	9	848,092
0110	151120	TC CCRT FA KU	KU-131200-TC 2 Boil ECR 2009 P32	Additions	107001	2020	10	(8,448)
0110	IT0294K	Upgrade Quest Server-KU19	KU-130300-Misc Intangible Plant	Additions	107001	2020	12	399,840
0110	SU-000146	PRLY-GRS 100-604/624 Panel Rel	KU-135310- KY Station Equip -Non Sy	Removals	108901	2020	9	3,877
0110	160564KU	TC2 RH ATTEMPERATORS-SPARE	KU-131200-TC 2 Boil	Additions	107001	2020	9	265,255
0110	IT0076K	Oracle Financial Upgr-KU20-21	KU-130300-Misc Intangible Plant	Additions	107001	2020	9	(0)
0110	SU-000241	REL-IBM 69 RTU	KU-135310- KY Station Equip -Non Sy	Additions	107001	2020	9	(1,128)
0110	SU-000241	REL-IBM 69 RTU	KU-135310- KY Station Equip -Non Sy	Removals	108901	2020	9	1,128
0110	159153	2019 Dir Bury - Bluegrass Est	KU-136500- KY Overhead Conductor	Additions	107001	2020	9	(541)
0110	159153	2019 Dir Bury - Bluegrass Est	KU-136500- KY Overhead Conductor	Removals	108901	2020	9	22,628
0110	KOTH-2018	Priority Repl Other KU 2018	KU-135500- KY Poles	Additions	107001	2020	9	(10,040)
0110	KOTH-2018	Priority Repl Other KU 2018	KU-135500- KY Poles	Removals	108901	2020	9	-
0110	CKYTCR416	KYTC Reimb Pineville	KU-136500- KY Overhead Conductor	Additions	107001	2020	9	51,665
0110	SU-000209	REL-Rumsey 69 RTU	KU-135310- KY Station Equip -Non Sy	Removals	108901	2020	9	862
0110	CKYTCR426	KYTC Reimb London	KU-136500- KY Overhead Conductor	Additions	107001	2020	9	89,716
0110	CKYTCR426	KYTC Reimb London	KU-136500- KY Overhead Conductor	Removals	108901	2020	9	94,127
0110	156626	ROR-Spare 161kV 90 MVA Tfmr	KU-135310- KY Station Equip -Non Sy	Removals	108901	2020	9	51
0110	153351	PR Adams-Millersburg	KU-135500- KY Poles	Additions	107001	2020	9	-
0110	153351	PR Adams-Millersburg	KU-135500- KY Poles	Removals	108901	2020	9	152,444
0110	00037FACK	LIMESTONE OFFICE SECOND FLOOR	KU-139010- KY Structures & Improv	Additions	107001	2020	9	51,365
0110	156253	2019 Ckt Hard - Fredonia 1509	KU-136500- KY Overhead Conductor	Additions	107001	2020	9	(1,232)
0110	156253	2019 Ckt Hard - Fredonia 1509	KU-136500- KY Overhead Conductor	Removals	108901	2020	9	430
0110	154729KU	TC CBU MOTOR & DRIVE UPGD	KU-131200-TC 2 Boil	Additions	107001	2020	9	12,600
0110	154729KU	TC CBU MOTOR & DRIVE UPGD	KU-131200-TC 2 Boil	Removals	108901	2020	9	-
0110	126302	GH4 Air Htr Exp Joint Repl	KU-131200-GH 4 Boil	Removals	108901	2020	9	20,405
0110	144118	GR 69kV Control House Rpl	KU-135310- KY Station Equip -Non Sy	Additions	107001	2020	9	13,717
0110	144118	GR 69kV Control House Rpl	KU-135310- KY Station Equip -Non Sy	Removals	108901	2020	9	(13,717)
0110	155727	PBU Carrollton 067-604	KU-135310- KY Station Equip -Non Sy	Removals	108901	2020	9	15,396
0110	00104FACK	Earlington Shop Expansion	KU-139010- KY Structures & Improv	Additions	107001	2020	9	156,966
0110	159295	Signage KU - Power Plants	KU-131600-GH 4 Misc Power Plant Eq	Additions	107001	2020	9	142,940
0110	160337KU	TC MATERIAL HAND STRUCT UPGD	KU-131200-TC 2 Boil	Removals	108901	2020	9	23,161
0110	160432KU	LGE CTR ROOM 1201 UPGR- KU	KU-139110- KY Office Equipment	Additions	107001	2020	9	1,700
0110	CKYTCR156	KYTC Reimb Earlington	KU-136500- KY Overhead Conductor	Additions	107001	2020	9	94,161
0110	CKYTCR156	KYTC Reimb Earlington	KU-136500- KY Overhead Conductor	Removals	108901	2020	9	17
0110	161606	GH 6G Conveyor Belt Repl	KU-131200-GH 4 Boil	Removals	108901	2020	9	867
0110	156370	New Circle Hwy Relo ROW	KU-135010- KY Land Rights	Additions	107001	2020	11	-
0110	IT0193K	Lex Undergrnd TransLines-KU18	KU-139700-KY Microwave,Fiber,Other	Additions	107001	2020	9	(237)
0110	156693	PR Green River-Armstrong Dock	KU-135500- KY Poles	Additions	107001	2020	9	-
0110	156693	PR Green River-Armstrong Dock	KU-135500- KY Poles	Removals	108901	2020	9	79,838
0110	156475	FBR-Lebanon (2) 69kV Bkr RPL	KU-135310- KY Station Equip -Non Sy	Removals	108901	2020	9	8,904

0110	161148	PINEVILLE HALLWAY UPGRADE	KU-139010- KY Structures & Improv	Additions	107001	2020	9	(270)
0110	161148	PINEVILLE HALLWAY UPGRADE	KU-139010- KY Structures & Improv	Removals	108901	2020	9	1,509
0110	157716	ESR Onton 447-615-625	KU-135500- KY Poles	Additions	107001	2020	9	-
0110	157716	ESR Onton 447-615-625	KU-135500- KY Poles	Removals	108901	2020	9	8,148
0110	161473	EARLINGTON STORAGE SHED	KU-139010- KY Structures & Improv	Additions	107001	2020	9	48,161
0110	KOTPR17	KU Other Prot Blanket 2017	KU-135310- KY Station Equip -Non Sy	Additions	107001	2020	9	2,017
0110	162170	SCM2019 KU LEGACY ARRST REPL	KU-136200- KY Station Equipment	Removals	108901	2020	9	54,770
0110	SU-000305	PBR- Bimble (3) 69kV PIN PAR	KU-135310- KY Station Equip -Non Sy	Removals	108901	2020	9	9,197
0110	158926	FOR - IBM 617-603 Switch	KU-135310- KY Station Equip -Non Sy	Removals	108901	2020	9	4,342
0110	160705	FTR-Beattyville Transformer	KU-135310- KY Station Equip -Non Sy	Removals	108901	2020	9	28,418
0110	CSTRM315	Cap Minor Storms - 013150	KU-136500- KY Overhead Conductor	Additions	107001	2020	9	88,894
0110	CSTRM315	Cap Minor Storms - 013150	KU-136500- KY Overhead Conductor	Removals	108901	2020	9	8,176
0110	157161	REL Greenville West MOS-A	KU-135500- KY Poles	Removals	108901	2020	9	8,704
0110	SU-000012	PBR-DxDamPlnt (3) 69kV BKR Rpl	KU-135310- KY Station Equip -Non Sy	Removals	108901	2020	9	11,401
0110	KRTU-16	KU RTU Replacements-16	KU-135310- KY Station Equip -Non Sy	Removals	108901	2020	9	333
0110	156150KU	TC OIL STORAGE BUILDING	KU-131100-TC2 Struct	Removals	108901	2020	9	1
0110	SU-000243	PBR-Wickliffe (4) 69kV BKR Rpl	KU-135310- KY Station Equip -Non Sy	Additions	107001	2020	9	5,963
0110	SU-000243	PBR-Wickliffe (4) 69kV BKR Rpl	KU-135310- KY Station Equip -Non Sy	Removals	108901	2020	9	(5,963)
0110	160591	TEP Middlesboro Cap Land	KU-136020-KY Land	Additions	107001	2020	9	109,856
0110	SU-000246	TEP-Bardstwn 138/69kV Xfmr Rpl	KU-135310- KY Station Equip -Non Sy	Additions	107001	2020	9	3,720
0110	SU-000246	TEP-Bardstwn 138/69kV Xfmr Rpl	KU-135310- KY Station Equip -Non Sy	Removals	108901	2020	9	616
0110	SU-000395	RST-Lake Reba SSVT-	KU-135310- KY Station Equip -Non Sy	Removals	108901	2020	9	21,298
0110	K9-2019	Priority Repl T-Lines KU 2019	KU-135500- KY Poles	Additions	107001	2020	9	110,063
0110	K9-2019	Priority Repl T-Lines KU 2019	KU-135500- KY Poles	Removals	108901	2020	9	49,252
0110	KARM-2019	Priority Repl X-Arms KU 2019	KU-135500- KY Poles	Additions	107001	2020	9	2,276
0110	KARM-2019	Priority Repl X-Arms KU 2019	KU-135500- KY Poles	Removals	108901	2020	9	26,931
0110	148096 KU	CR7 NGCC STG KU 2020	KU-134300-Cane Run 7 Prime Movers	Additions	107001	2020	10	59,355
0110	148096 KU	CR7 NGCC STG KU 2020	KU-134300-Cane Run 7 Prime Movers	Removals	108901	2020	9	148,422
0110	147498	REL Bardstown Ind Switch	KU-135500- KY Poles	Additions	107001	2020	9	-
0110	147498	REL Bardstown Ind Switch	KU-135500- KY Poles	Removals	108901	2020	9	16,536
0110	161632	NORTON SIDEWALK AND MANGATE	KU-139010- VA Structures & Improv	Additions	107001	2020	9	14,262
0110	154178	PR Lake Reba 162-Delvinta	KU-135500- KY Poles	Removals	108901	2020	9	185,905
0110	152683KU	TC2 B BFP OVRHAUL	KU-131200-TC 2 Boil	Additions	107001	2020	9	(37,616)
0110	152683KU	TC2 B BFP OVRHAUL	KU-131200-TC 2 Boil	Removals	108901	2020	9	20,188
0110	151746	REL-Hodgenville Switch Motor	KU-135310- KY Station Equip -Non Sy	Removals	108901	2020	9	1,714
0110	163045	Reconductor Irvine Broadway	KU-136500- KY Overhead Conductor	Removals	108901	2020	9	41,389
0110	157839	Earl North - Green River Dist	KU-136500- KY Overhead Conductor	Additions	107001	2020	9	(4,955)
0110	157839	Earl North - Green River Dist	KU-136500- KY Overhead Conductor	Removals	108901	2020	9	1,570
0110	CSTRM426	Cap Minor Storms - 014260	KU-136500- KY Overhead Conductor	Additions	107001	2020	9	(7,938)
0110	CSTRM426	Cap Minor Storms - 014260	KU-136500- KY Overhead Conductor	Removals	108901	2020	9	491
0110	161454	2020 XMUB Mt Sterling Store	KU-136500- KY Overhead Conductor	Additions	107001	2020	9	(1,856)
0110	161454	2020 XMUB Mt Sterling Store	KU-136500- KY Overhead Conductor	Additions	107001	2020	12	35,783
0110	161454	2020 XMUB Mt Sterling Store	KU-136500- KY Overhead Conductor	Removals	108901	2020	9	11,301
0110	157070	DSP Hoover 2 Sub Land	KU-136020-KY Land	Additions	107001	2020	12	(5,773)
0110	160470	Virginia City Easement	KU-135020- VA Land	Additions	107001	2020	9	7,805
0110	161218	GH CCR Pipe Conv & Trk Unl	KU-131200-GH 4 Boil	Additions	107001	2020	9	(838)
0110	161218	GH CCR Pipe Conv & Trk Unl	KU-131200-GH 4 Boil	Removals	108901	2020	9	(196)

0110	157640	PR Carrollton-E Frankfort	KU-135500- KY Poles	Additions	107001	2020	9	-
0110	157640	PR Carrollton-E Frankfort	KU-135500- KY Poles	Removals	108901	2020	9	35,193
0110	CSTRM766	Cap Minor Storms - 017660	KU-136500- VA Overhead Conductor	Additions	107001	2020	9	(21,111)
0110	CSTRM766	Cap Minor Storms - 017660	KU-136500- VA Overhead Conductor	Removals	108901	2020	9	1,434
0110	158862	2019 Ckt Hard - KY River 0043	KU-136500- KY Overhead Conductor	Additions	107001	2020	9	734,424
0110	158862	2019 Ckt Hard - KY River 0043	KU-136500- KY Overhead Conductor	Additions	107001	2020	12	(35,155)
0110	158862	2019 Ckt Hard - KY River 0043	KU-136500- KY Overhead Conductor	Removals	108901	2020	9	63,393
0110	157777KU	TC2 LOWER SLOPE REPLACE	KU-131200-TC 2 Boil	Removals	108901	2020	9	357,535
0110	SU-000052	PBR-Nebo (3) 69kV BKR	KU-135310- KY Station Equip -Non Sy	Removals	108901	2020	9	20,339
0110	161012	PAR-Frankfort - Line 613-625	KU-135310- KY Station Equip -Non Sy	Additions	107001	2020	9	19,313
0110	161012	PAR-Frankfort - Line 613-625	KU-135310- KY Station Equip -Non Sy	Removals	108901	2020	9	30
0110	161271	DX Crane Walkway Repl	KU-133100-DD Structures and Improv	Removals	108901	2020	9	402
0110	162355KU	TC2 ECONOMIZER DRAIN UPG	KU-131200-TC 2 Boil	Additions	107001	2020	12	125,142
0110	157597	Ckt Hardening Ckt 0302	KU-136500- KY Overhead Conductor	Additions	107001	2020	9	(122)
0110	157597	Ckt Hardening Ckt 0302	KU-136500- KY Overhead Conductor	Removals	108901	2020	9	25,513
0110	156687	PR Carrollton-Clifty Creek	KU-135500- KY Poles	Additions	107001	2020	9	-
0110	156687	PR Carrollton-Clifty Creek	KU-135500- KY Poles	Removals	108901	2020	9	130,739
0110	SU-000198	TEP-Frly-Lib Chrch 69kV Trm Eq	KU-135310- KY Station Equip -Non Sy	Removals	108901	2020	9	272
0110	SU-000371	PBR-Simmons (1) BKR	KU-135310- KY Station Equip -Non Sy	Removals	108901	2020	9	9,231
0110	161080	GH 1/2 ELECTRIC SHOP HVAC DEMO	KU-131100-GH 2 Structures and Impr	Removals	108799	2020	9	-
0110	161080	GH 1/2 ELECTRIC SHOP HVAC DEMO	KU-131100-GH 2 Structures and Impr	Removals	108901	2020	9	23,099
0110	160758KU	GS SL Office HVAC KU	KU-131100-SL Structures and Improv	Removals	108901	2020	9	1,126
0110	159004	2019 CIFI - Rosehill 0777	KU-136500- VA Overhead Conductor	Removals	108901	2020	9	18,023
0110	154585	CR Clay Village-West Frankfort	KU-135600-KY OH Cond	Additions	107001	2020	9	22,157
0110	154585	CR Clay Village-West Frankfort	KU-135600-KY OH Cond	Removals	108901	2020	9	317,943
0110	160735	GH2 Coal Room Vacuum Sys	KU-131100-GH 2 Structures and Impr	Additions	107001	2020	9	164,097
0110	LI-000042	ESR Campbllsvle Tay Co 768-605	KU-135500- KY Poles	Additions	107001	2020	9	-
0110	LI-000042	ESR Campbllsvle Tay Co 768-605	KU-135500- KY Poles	Removals	108901	2020	9	23,738
0110	159119	KU Spare 34-4kV Transformer	KU-136200- KY Station Equipment	Additions	107001	2020	12	(2,242)
0110	159012	2019 CIFI - Dozier Heights	KU-136500- KY Overhead Conductor	Removals	108901	2020	9	3,886
0110	SU-000168	PRTU Revelo (KU Load on EKP)	KU-135310- KY Station Equip -Non Sy	Removals	108901	2020	9	155
0110	161439	2020 CEMI - Somerset 4506	KU-136500- KY Overhead Conductor	Additions	107001	2020	9	(7,780)
0110	161439	2020 CEMI - Somerset 4506	KU-136500- KY Overhead Conductor	Additions	107001	2020	12	15,601
0110	161439	2020 CEMI - Somerset 4506	KU-136500- KY Overhead Conductor	Removals	108901	2020	9	3,396
0110	CSTRM236	Cap Minor Storms - 012360	KU-136500- KY Overhead Conductor	Additions	107001	2020	9	1,282
0110	CSTRM236	Cap Minor Storms - 012360	KU-136500- KY Overhead Conductor	Removals	108901	2020	9	94
0110	151517	SCM2019 KU LTC OIL FILT ADDS	KU-136200- KY Station Equipment	Additions	107001	2020	10	9,650
0110	161457	GH 2M1 Conveyor Belt Repl	KU-131200-GH 4 Boil	Removals	108901	2020	9	792
0110	157305	BRCY D9 Dozer Recert - RJS1579	KU-131600-EWB 3 Misc Power Plant E	Additions	107001	2020	9	20,165
0110	157305	BRCY D9 Dozer Recert - RJS1579	KU-131600-EWB 3 Misc Power Plant E	Removals	108901	2020	9	(20,165)
0110	160886	PINEVILLE DUMPSTER PAD	KU-139010- KY Structures & Improv	Additions	107001	2020	9	15,164
0110	LI-161041	TEP-NL-Hardin Co-Etown ROW	KU-135010- KY Land Rights	Additions	107001	2020	9	59,188
0110	161071	GH Coal Feeder Rad Source Ret	KU-131200-GH 4 Boil	Removals	108901	2020	9	0
0110	CKYTCR246	KYTC Reimb Elizabethtown	KU-136500- KY Overhead Conductor	Additions	107001	2020	9	(345)
0110	156698	PR Loudon-Rockwell-Winch	KU-135500- KY Poles	Removals	108901	2020	9	75,798
0110	SU-000244	PRLY-Hardinsburg 714	KU-135310- KY Station Equip -Non Sy	Removals	108901	2020	9	4,417
0110	161254KU	SUPPLY CHAIN RECONFIG KU	KU-139110- KY Office Equipment	Additions	107001	2020	9	1,945

0110	154618	PR Fawkes-Higby Mill	KU-135500- KY Poles	Removals	108901	2020	9	30,497
0110	157213	FTR-Lebanon 138/69kV Xfmr	KU-135310- KY Station Equip -Non Sy	Removals	108901	2020	9	55,019
0110	163042	Middlesboro 2 Ckt 355 to 364	KU-136500- KY Overhead Conductor	Additions	107001	2020	9	(18,168)
0110	163042	Middlesboro 2 Ckt 355 to 364	KU-136500- KY Overhead Conductor	Removals	108901	2020	9	17,598
0110	151523	SCM2019 LEX MISC NESC COMPL	KU-136200- KY Station Equipment	Additions	107001	2020	12	8,393
0110	151523	SCM2019 LEX MISC NESC COMPL	KU-136200- KY Station Equipment	Removals	108901	2020	9	37,570
0110	CLEDC315	CRCST LED Conversion LEXOC	KU-137300- KY Str Lighting and Sign	Removals	108901	2020	9	(1,719)
0110	SU-000156	PRTU Laurel Co. (EKP Tie)	KU-135310- KY Station Equip -Non Sy	Removals	108901	2020	9	1,519
0110	157703	GH Ammonia Storage Deluge Sys	KU-131600-GH 4 Misc Power Plant Eq	Removals	108901	2020	9	12,955
0110	SU-000258	PIN-Millersburg 69kV+	KU-135310- KY Station Equip -Non Sy	Removals	108901	2020	9	14,011
0110	CSTRM216	Cap Minor Storms - 012160	KU-136500- KY Overhead Conductor	Additions	107001	2020	9	(8,470)
0110	CSTRM216	Cap Minor Storms - 012160	KU-136500- KY Overhead Conductor	Removals	108901	2020	9	372
0110	19XMUB246	2019 XM Underbuild ELIOC	KU-136500- KY Overhead Conductor	Removals	108901	2020	9	1,306
0110	161900 KU	CR7 Aux Stm Heater KU	KU-134300-Cane Run 7 Prime Movers	Additions	107001	2020	10	12,894
0110	161900 KU	CR7 Aux Stm Heater KU	KU-134300-Cane Run 7 Prime Movers	Removals	108901	2020	9	1,334
0110	161238	Middlesboro Side Door Reader	KU-139010- KY Structures & Improv	Additions	107001	2020	9	7,040
0110	K8-2019	Storm Damage T-Line KU 2019	KU-135500- KY Poles	Removals	108901	2020	9	31,824
0110	SU-000108	PPLC 009-872/884	KU-135310- KY Station Equip -Non Sy	Removals	108901	2020	9	3,508
0110	00084FACK	Limestone Office remodel 2019	KU-139400- KY Tools, Shop, Garage	Additions	107001	2020	9	3,867
0110	SU-000004	Princeton CH, Arresters & DFR	KU-135310- KY Station Equip -Non Sy	Removals	108901	2020	9	23,311
0110	160728	Ashland Pipe TR2 LTC	KU-136200- KY Station Equipment	Removals	108901	2020	9	5,826
0110	CSTRM156	Cap Minor Storms - 011560	KU-136500- KY Overhead Conductor	Additions	107001	2020	9	(3,421)
0110	CSTRM156	Cap Minor Storms - 011560	KU-136500- KY Overhead Conductor	Removals	108901	2020	9	12,413
0110	159741	GH 1-B Wet Ash Crusher Repl20	KU-131200-GH 1 Boil	Removals	108901	2020	9	2,174
0110	KRTU-14	KU RTU Replacements-14	KU-135310- KY Station Equip -Non Sy	Additions	107001	2020	9	(6,868)
0110	156431	FTR River Queen 161/69kV Trans	KU-135310- KY Station Equip -Non Sy	Removals	108901	2020	9	(8,099)
0110	157735	PIN- Morganfield Switch repl	KU-135310- KY Station Equip -Non Sy	Removals	108901	2020	9	1,961
0110	157064	DSP Horse Cave Sub Land	KU-136020-KY Land	Additions	107001	2020	12	(6,606)
0110	SU-000377	PBR-Lebanon W (1) BKR	KU-135310- KY Station Equip -Non Sy	Removals	108901	2020	9	15,857
0110	161459	Richmond SrvCtr Asphalt Lot	KU-139010- KY Structures & Improv	Additions	107001	2020	9	(30,715)
0110	157065	DSP Nicholasville Sub Land	KU-136020-KY Land	Additions	107001	2020	9	10
0110	157065	DSP Nicholasville Sub Land	KU-136020-KY Land	Additions	107001	2020	12	(10)
0110	K9-2018	Priority Repl T-Lines KU 2018	KU-135500- KY Poles	Additions	107001	2020	9	649,486
0110	K9-2018	Priority Repl T-Lines KU 2018	KU-135500- KY Poles	Removals	108901	2020	9	35,442
0110	19XMUB236	2019 XM Underbuild RICOC	KU-136500- KY Overhead Conductor	Additions	107001	2020	9	(1,959)
0110	19XMUB236	2019 XM Underbuild RICOC	KU-136500- KY Overhead Conductor	Additions	107001	2020	12	(4,132)
0110	19XMUB236	2019 XM Underbuild RICOC	KU-136500- KY Overhead Conductor	Removals	108901	2020	9	51,700
0110	151540	SCM2019 PINE MISC CAPITAL SUB	KU-136200- KY Station Equipment	Removals	108901	2020	9	19,677
0110	SU-000351	TEP-Taylorsville 69kV Cap Bank	KU-135310- KY Station Equip -Non Sy	Additions	107001	2020	9	49
0110	157736	TEP-MOT-Adams-Georgetown	KU-135500- KY Poles	Additions	107001	2020	9	-
0110	157736	TEP-MOT-Adams-Georgetown	KU-135500- KY Poles	Removals	108901	2020	9	6,386
0110	160892	SOMERSET POLEYARD GATE	KU-139010- KY Structures & Improv	Additions	107001	2020	9	79,716
0110	160789	GH 3-1 Main Cond Vac Pmp 19	KU-131400-GH 3 Turbogenerator Unit	Removals	108901	2020	9	12,292
0110	157637	PR Hillside-River Queen	KU-135500- KY Poles	Additions	107001	2020	9	-
0110	157637	PR Hillside-River Queen	KU-135500- KY Poles	Removals	108901	2020	9	81,246
0110	119903	Clear A&G 12/04	KU-139010- KY Structures & Improv	Additions	107001	2020	9	(908,775)
0110	119903	Clear A&G 12/04	KU-139010- KY Structures & Improv	Additions	107001	2021	3	24,855

0110	119903	Clear A&G 12/04	KU-139010- KY Structures & Improv	Additions	107001	2021	6	24,855
0110	119903	Clear A&G 12/04	KU-139010- KY Structures & Improv	Additions	107001	2021	9	24,855
0110	119903	Clear A&G 12/04	KU-139010- KY Structures & Improv	Additions	107001	2021	12	24,855
0110	119903	Clear A&G 12/04	KU-139010- KY Structures & Improv	Additions	107001	2022	3	22,466
0110	119903	Clear A&G 12/04	KU-139010- KY Structures & Improv	Additions	107001	2022	6	22,466
0110	119903	Clear A&G 12/04	KU-139010- KY Structures & Improv	Removals	108901	2020	9	1,724
0110	KSTSVC12	STATION SERV XFMRS KU-12	KU-135310- KY Station Equip -Non Sy	Additions	107001	2020	9	243,944
0110	KSTSVC12	STATION SERV XFMRS KU-12	KU-135310- KY Station Equip -Non Sy	Removals	108901	2020	9	43
0110	148851	CR Mrgnflnd-Ovrlnd No 69kV Rbld	KU-135600-KY OH Cond	Additions	107001	2020	9	(14,105)
0110	148851	CR Mrgnflnd-Ovrlnd No 69kV Rbld	KU-135600-KY OH Cond	Removals	108901	2020	9	233,431
0110	152771	KU FAILED EQUIP - 2019	KU-139010-KY Struc One Quality Bldg	Additions	107001	2020	9	273,794
0110	157592	PBU- Danville North Repl	KU-135310- KY Station Equip -Non Sy	Additions	107001	2020	9	22,377
0110	157592	PBU- Danville North Repl	KU-135310- KY Station Equip -Non Sy	Removals	108901	2020	9	(22,377)
0110	159013	2019 CIFI - WKY 34.5 Work	KU-136500- KY Overhead Conductor	Removals	108901	2020	9	14,620
0110	158848	West Cliff 138kV Switches	KU-135310- KY Station Equip -Non Sy	Removals	108901	2020	9	26,684
0110	137190	BR3 SW Line Repl	KU-131600-EWB 3 Misc Power Plant E	Removals	108799	2020	9	371,493
0110	154923	GH Interior Stack Lighting	KU-131100-GH 4 Struc	Removals	108901	2020	9	13,004
0110	141389	KU FURNITURE PROJ	KU-139110- KY Office Equipment	Additions	107001	2020	9	6,412
0110	141389	KU FURNITURE PROJ	KU-139110- KY Office Equipment	Removals	108901	2020	9	57
0110	LI-000050	ESR Brush Creek 517-605 & 615	KU-135500- KY Poles	Additions	107001	2020	9	-
0110	LI-000050	ESR Brush Creek 517-605 & 615	KU-135500- KY Poles	Removals	108901	2020	9	23,816
0110	161144	PINEVILLE CABINETS/FLOORING	KU-139010- KY Structures & Improv	Additions	107001	2020	9	26,231
0110	161144	PINEVILLE CABINETS/FLOORING	KU-139010- KY Structures & Improv	Removals	108901	2020	9	1,509
0110	LI-000049	ESR Owen Co 145-715	KU-135500- KY Poles	Additions	107001	2020	9	-
0110	LI-000049	ESR Owen Co 145-715	KU-135500- KY Poles	Removals	108901	2020	9	11,139
0110	144542 KU	CR7 NGCC HGP KU (2020)	KU-134300-Cane Run 7 Prime Movers	Removals	108901	2020	9	2,537,104
0110	159046	BR1 & BR2 Retirements	KU-131200-EWB 2 Boil	Removals	108901	2020	9	607,897
0110	SU-000013	PBR-Kenton (2) 69kV BKR Rpl	KU-135310- KY Station Equip -Non Sy	Removals	108901	2020	9	21,655
0110	161607	GH 4H Conveyor Belt Repl20	KU-131200-GH 4 Boil	Removals	108901	2020	9	4,422
0110	152801	KU FURNITURE & CHAIRS-2019	KU-139110- KY Office Equipment	Additions	107001	2020	9	(32,242)
0110	KOTFAIL17	KU-OtherFail-2017	KU-135310- KY Station Equip -Non Sy	Additions	107001	2020	9	38,615
0110	160537KU	STT TRNG CTR HVAC KU	KU-131100-TC Training Center Struc	Removals	108901	2020	9	1,029
0110	163100	SIO Rel ODP UG FCI Install	KU-136700- VA Undergrnd Conductors	Additions	107001	2020	9	501
0110	159020	2019 CH - Hopewell 0286	KU-136500- KY Overhead Conductor	Additions	107001	2020	9	7,319
0110	159020	2019 CH - Hopewell 0286	KU-136500- KY Overhead Conductor	Removals	108901	2020	9	38,291
0110	161734	MORGANFIELD OPS RAMP CURB	KU-139010- KY Structures & Improv	Additions	107001	2020	9	(448)
0110	161665	GH4 Turbine Bldg 2nd Flr LED	KU-131100-GH 4 Struc	Removals	108901	2020	9	12,842
0110	19PITP366	MAYSVILLE PITP 2019	KU-136400-KY Poles, Towers, and Fix	Additions	107001	2020	9	4,370
0110	153598	BR Landfill Capping 2016-17	KU-131200-EWB 3 Boil	Removals	108799	2020	9	38,867
0110	LI-158947	LTG KU Park-Wofford	KU-135500- KY Poles	Additions	107001	2020	9	-
0110	LI-158947	LTG KU Park-Wofford	KU-135500- KY Poles	Removals	108901	2020	9	32,154
0110	SU-000389	PRLY-Spencer Rd 018-618	KU-135310- KY Station Equip -Non Sy	Removals	108901	2020	9	2,582
0110	159152	2019 Dir Bur - Foxhaven Dr	KU-136500- KY Overhead Conductor	Additions	107001	2020	9	(37)
0110	SU-000144	PRLY Dix Dam Plnt 025-604 Panl	KU-135310- KY Station Equip -Non Sy	Removals	108901	2020	9	7,459
0110	00066FACK	BOC DCC SPACE CONVERSION KU	KU-139010- KY Structures & Improv	Additions	107001	2020	9	284,161
0110	00066FACK	BOC DCC SPACE CONVERSION KU	KU-139010- KY Structures & Improv	Removals	108901	2020	9	13,648
0110	161213	Eddyville Dumpster Pads	KU-139010- KY Structures & Improv	Additions	107001	2020	9	(20,986)

0110	161213	Eddyville Dumpster Pads	KU-139010- KY Structures & Improv	Removals	108901	2020	9	(2,018)
0110	120756	Misc. A/R Uncollect - KU Cap	KU-130200-Franchises and Consents	Additions	107001	2020	12	88,450
0110	120756	Misc. A/R Uncollect - KU Cap	KU-130200-Franchises and Consents	Removals	108901	2020	12	15,795
0110	158834KU	TC RESTROOM UPGD 3FL MEN	KU-131100-TC2 Struct	Removals	108901	2020	9	13,270
0110	SU-000149	PRTU Columbia (EKP)	KU-135310- KY Station Equip -Non Sy	Removals	108901	2020	9	732
0110	LI-000024	PR Green River-Green Rvr Stl	KU-135500- KY Poles	Additions	107001	2020	9	-
0110	LI-000024	PR Green River-Green Rvr Stl	KU-135500- KY Poles	Removals	108901	2020	9	253,123
0110	158831	KU LEGACY BUSHING REPL	KU-136200- KY Station Equipment	Removals	108901	2020	9	33,947
0110	209GH	GH3 SCR Exp Joint Repl	KU-131200-GH 3 Boil	Removals	108901	2020	9	83,065
0110	CSTRM256	Cap Minor Storms - 012560	KU-136500- KY Overhead Conductor	Additions	107001	2020	9	(24,229)
0110	CSTRM256	Cap Minor Storms - 012560	KU-136500- KY Overhead Conductor	Removals	108901	2020	9	(47)
0110	156690	PR Paducah Primary-So Pad	KU-135500- KY Poles	Additions	107001	2020	9	-
0110	156690	PR Paducah Primary-So Pad	KU-135500- KY Poles	Removals	108901	2020	9	38,972
0110	153428	REL-Paris 819-615 MOS	KU-135310- KY Station Equip -Non Sy	Additions	107001	2020	9	8,710
0110	153428	REL-Paris 819-615 MOS	KU-135310- KY Station Equip -Non Sy	Removals	108901	2020	9	(8,710)
0110	158863	2019 CIFI - East Bernstdt 221	KU-136500- KY Overhead Conductor	Additions	107001	2020	9	(1,158)
0110	158863	2019 CIFI - East Bernstdt 221	KU-136500- KY Overhead Conductor	Removals	108901	2020	9	41,991
0110	157594	TC HALE LAND 2018 KU	KU-131200-TC 2 Boil ECR 2009 P32	Additions	107001	2020	9	2,168
0110	00107FACK	BOC ROOM 201 RENO - KU	KU-139010- KY Structures & Improv	Additions	107001	2020	9	(3,790)
0110	00107FACK	BOC ROOM 201 RENO - KU	KU-139010- KY Structures & Improv	Removals	108901	2020	9	14,546
0110	LI-000048	ESR River Queen Tap 107-605	KU-135500- KY Poles	Additions	107001	2020	9	-
0110	LI-000048	ESR River Queen Tap 107-605	KU-135500- KY Poles	Removals	108901	2020	9	6,194
0110	CRPOL216	Repair Outdoor Lights - 012160	KU-137300- KY Str Lighting and Sign	Additions	107001	2020	9	3,279
0110	162211 KU	CR7 R1 Static Seal KU	KU-134300-Cane Run 7 Prime Movers	Removals	108901	2020	9	13,099
0110	00039FACK	LGE CTR 12TH FLOOR KITCHEN KU	KU-139010- KY Structures & Improv	Removals	108901	2020	9	7,261
0110	KRTU-17	KU RTU Replacements-17	KU-135310- KY Station Equip -Non Sy	Additions	107001	2020	9	268
0110	SU-000050	PBR-London(5) 69kV BKR	KU-135310- KY Station Equip -Non Sy	Additions	107001	2020	9	26,740
0110	SU-000050	PBR-London(5) 69kV BKR	KU-135310- KY Station Equip -Non Sy	Removals	108901	2020	9	1,688
0110	160571KU	TC2 TCS L&S CTRL UPG	KU-131200-TC 2 Boil	Additions	107001	2020	10	67,395
0110	150015KU	TC2 KU BURNER B,E ROWS	KU-131200-TC 2 Boil	Removals	108901	2020	9	120,647
0110	CSTRM416	Cap Minor Storms - 014160	KU-136500- KY Overhead Conductor	Additions	107001	2020	9	(63,311)
0110	CSTRM416	Cap Minor Storms - 014160	KU-136500- KY Overhead Conductor	Removals	108901	2020	9	707
0110	161106 KU	CR7 Raw Water Pump A 2019 KU	KU-134300-Cane Run 7 Prime Movers	Removals	108901	2020	9	16,838
0110	160776KU	TC WET PIT LIFT STATION UPGD	KU-131100-TC2 Struct	Removals	108901	2020	9	13,911
0110	KARREST17	KU Arrester Replacements 2017	KU-135310- KY Station Equip -Non Sy	Additions	107001	2020	9	2,162
0110	KARREST17	KU Arrester Replacements 2017	KU-135310- KY Station Equip -Non Sy	Removals	108901	2020	9	4,070
0110	KRELAY-17	Relay Replacements-KU-2017	KU-135310- KY Station Equip -Non Sy	Additions	107001	2020	9	766
0110	156227	2019 CIFI - Pineville 0301	KU-136500- KY Overhead Conductor	Additions	107001	2020	9	(11,557)
0110	156227	2019 CIFI - Pineville 0301	KU-136500- KY Overhead Conductor	Removals	108901	2020	9	46,069
0110	160118KU	LG&E Ctr 23rd Floor Reno KU	KU-139110- KY Office Equipment	Additions	107001	2020	9	(41)
0110	159001	EKPC to KU W Shlby Intrcn-Sub	KU-135500- KY Poles	Additions	107001	2020	9	-
0110	159001	EKPC to KU W Shlby Intrcn-Sub	KU-135500- KY Poles	Removals	108901	2020	9	-
0110	163031	Williamsburg S Ckt 0227 Upg	KU-136500- KY Overhead Conductor	Additions	107001	2020	9	7,605
0110	163031	Williamsburg S Ckt 0227 Upg	KU-136500- KY Overhead Conductor	Removals	108901	2020	9	8,950
0110	161253	London Staging Roof Replace	KU-139010- KY Structures & Improv	Additions	107001	2020	9	(698)
0110	131355	Ghent Redesign 138kV Sub	KU-135310- KY Station Equip -Non Sy	Removals	108901	2020	9	17,101
0110	117362	Accrued Labor - KU	KU-130300-Misc Intangible Plant	Additions	107001	2020	9	-

0110	KRTU-15	KU RTU Replacements-15	KU-135310- KY Station Equip -Non Sy	Additions	107001	2020	9	7,835
0110	163023	DSP Beechmont 4kV to 12kV	KU-136500- KY Overhead Conductor	Additions	107001	2020	9	22,351
0110	LI-000034	PR Middlesboro 127-Midsbro 780	KU-135500- KY Poles	Additions	107001	2020	9	-
0110	LI-000034	PR Middlesboro 127-Midsbro 780	KU-135500- KY Poles	Removals	108901	2020	9	56,169
0110	133964	BR3 BMS Repl-Upgrade	KU-131200-EWB 3 Boil	Removals	108901	2020	9	11,271
0110	158949	GH3 #3 Boiler DivisionWall Rpl	KU-131200-GH 3 Boil	Additions	107001	2020	9	(8,797)
0110	158949	GH3 #3 Boiler DivisionWall Rpl	KU-131200-GH 3 Boil	Removals	108901	2020	9	65,458
0110	151006KU	TC2 NOX SHELTER-	KU-131200-TC 2 Boil	Additions	107001	2020	9	10,701
0110	151006KU	TC2 NOX SHELTER-	KU-131200-TC 2 Boil	Removals	108901	2020	9	(10,701)
0110	19TOOL246	Elizabethtown Cap Tools 2019	KU-139400- KY Tools, Shop, Garage	Additions	107001	2020	9	(3,867)
0110	LI-000092	TEP-MOT-Morganfield-Wheatcrft	KU-135500- KY Poles	Additions	107001	2020	9	-
0110	LI-000092	TEP-MOT-Morganfield-Wheatcrft	KU-135500- KY Poles	Removals	108901	2020	9	128,979
0110	IT0767K	FieldNet Handheld Secur-KU19	KU-139120-KY Non PC Computer Equip	Additions	107001	2020	9	-
0110	147918	BR3 Hyd Gas Dryer Refurb	KU-131400-EWB 3 Turbogenerator Uni	Additions	107001	2020	9	(45,115)
0110	147918	BR3 Hyd Gas Dryer Refurb	KU-131400-EWB 3 Turbogenerator Uni	Removals	108901	2020	9	45,115
0110	159019	2019 CH - Pine Hill 2147	KU-136500- KY Overhead Conductor	Additions	107001	2020	9	71
0110	159019	2019 CH - Pine Hill 2147	KU-136500- KY Overhead Conductor	Additions	107001	2020	12	5,152
0110	159019	2019 CH - Pine Hill 2147	KU-136500- KY Overhead Conductor	Removals	108901	2020	9	51,951
0110	159177	2019 Transportation Auction KU	KU-139200- KY Cars and Light Trucks	Removals	108901	2020	9	1,025
0110	160891	SOMERSET BO RENOV PHS II	KU-139010- KY Structures & Improv	Additions	107001	2020	9	189,858
0110	160891	SOMERSET BO RENOV PHS II	KU-139010- KY Structures & Improv	Removals	108901	2020	9	45,813
0110	155206	PR Rosine-Leitchfield	KU-135500- KY Poles	Removals	108901	2020	9	294,715
0110	KOTH-2019	Priority Repl Other KU 2019	KU-135500- KY Poles	Additions	107001	2020	9	98,614
0110	KOTH-2019	Priority Repl Other KU 2019	KU-135500- KY Poles	Removals	108901	2020	9	111,953
0110	156688	PR Adams-Innovation Drive	KU-135500- KY Poles	Additions	107001	2020	9	-
0110	156688	PR Adams-Innovation Drive	KU-135500- KY Poles	Removals	108901	2020	9	92,003
0110	19XMUB256	2019 XM Underbuild SHEOC	KU-136500- KY Overhead Conductor	Additions	107001	2020	9	-
0110	19XMUB256	2019 XM Underbuild SHEOC	KU-136500- KY Overhead Conductor	Removals	108901	2020	9	12,894
0110	SU-000248	TEP-Artemus(1)69kV Brk,PAR,PIN	KU-135310- KY Station Equip -Non Sy	Removals	108901	2020	9	17,711
0110	147496	REL McKee Road Switch	KU-135500- KY Poles	Additions	107001	2020	9	-
0110	147496	REL McKee Road Switch	KU-135500- KY Poles	Removals	108901	2020	9	6,767
0110	LI-000093	TEP-MOT-Floyd-Waynesburg	KU-135500- KY Poles	Additions	107001	2020	9	-
0110	LI-000093	TEP-MOT-Floyd-Waynesburg	KU-135500- KY Poles	Removals	108901	2020	9	10,382
0110	KOTFAIL18	KU-OtherFail-2018	KU-135310- KY Station Equip -Non Sy	Additions	107001	2020	9	75,242
0110	KOTFAIL18	KU-OtherFail-2018	KU-135310- KY Station Equip -Non Sy	Removals	108901	2020	9	81,769
0110	SU-000022	PCA-Carrollton CC704, 714, 744	KU-135310- KY Station Equip -Non Sy	Additions	107001	2021	4	613,500
0110	SU-000022	PCA-Carrollton CC704, 714, 744	KU-135310- KY Station Equip -Non Sy	Removals	108901	2021	4	12,730
0110	LI-161117	PR Imboden-Gorge-Dorch Rev	KU-135500- VA Poles and Fixtures	Additions	107001	2020	9	105,852
0110	LI-161117	PR Imboden-Gorge-Dorch Rev	KU-135500- VA Poles and Fixtures	Removals	108901	2020	9	35,822
0110	KOTPR16	KU Other Prot Blanket 2016	KU-135310- KY Station Equip -Non Sy	Removals	108901	2020	9	2,902
0110	KOTFAIL16	KU-OtherFail-2016	KU-135310- KY Station Equip -Non Sy	Additions	107001	2020	9	10,019
0110	156694	PR Hillside-Green River	KU-135500- KY Poles	Additions	107001	2020	9	-
0110	156694	PR Hillside-Green River	KU-135500- KY Poles	Removals	108901	2020	9	103,292
0110	157710	ESR Haley 667-615	KU-135500- KY Poles	Additions	107001	2020	9	-
0110	157710	ESR Haley 667-615	KU-135500- KY Poles	Removals	108901	2020	9	14,099
0110	SU-000208	REL-Reynolds Breaker Line Prot	KU-135310- KY Station Equip -Non Sy	Removals	108901	2020	9	10,005
0110	SU-000082	REL-E Frankfort 69kV Bus Tie	KU-135310- KY Station Equip -Non Sy	Removals	108901	2020	9	15,081

0110	161061	ROAD PURCHASE FOR EARL OPS	KU-138920- KY Land	Additions	107001	2020	9	2,722
0110	00095FACK	London SR Fence	KU-139010- KY Structures & Improv	Additions	107001	2020	9	22,610
0110	00095FACK	London SR Fence	KU-139010- KY Structures & Improv	Removals	108901	2020	9	2,523
0110	CTPD416	Capital Thrd Party - 014160	KU-136400-KY Poles, Towers, and Fix	Additions	107001	2020	9	2,960
0110	CTPD416	Capital Thrd Party - 014160	KU-136400-KY Poles, Towers, and Fix	Removals	108901	2020	9	130
0110	LI-158691	PR Harlan Y-Pocket	KU-135500- KY Poles	Removals	108901	2020	9	59,667
0110	159016	2019 CIFI - Campb Ind 0206	KU-136500- KY Overhead Conductor	Additions	107001	2020	9	(3,304)
0110	159016	2019 CIFI - Campb Ind 0206	KU-136500- KY Overhead Conductor	Removals	108901	2020	9	6,896
0110	159784	2019 Dir Bur-Metal&Thermit 722	KU-136500- KY Overhead Conductor	Additions	107001	2020	9	161,481
0110	159005	2019 CIFI - Kentenia 0422	KU-136500- KY Overhead Conductor	Additions	107001	2020	9	299,114
0110	159005	2019 CIFI - Kentenia 0422	KU-136500- KY Overhead Conductor	Additions	107001	2020	12	8,253
0110	159005	2019 CIFI - Kentenia 0422	KU-136500- KY Overhead Conductor	Removals	108901	2020	9	-
0110	138842	Grn Rvr Plnt-Hllsd 69kV Relo	KU-135500- KY Poles	Additions	107001	2020	9	(330)
0110	138842	Grn Rvr Plnt-Hllsd 69kV Relo	KU-135500- KY Poles	Removals	108901	2020	9	40,724
0110	159625 KU	CR7 Clarifier Inlet Valve KU	KU-134300-Cane Run 7 Prime Movers	Removals	108901	2020	9	4,485
0110	158181	E-TOWN BUILDING PURCHASE-2018	KU-138920- KY Land	Additions	107001	2021	12	575,878
0110	151507	SCM2019 DAN MISC CAPITAL PROJ	KU-136200- KY Station Equipment	Removals	108901	2020	9	13,099
0110	LI-000047	ESR Paris City 3 021-605 & 615	KU-135500- KY Poles	Additions	107001	2021	5	332,537
0110	LI-000047	ESR Paris City 3 021-605 & 615	KU-135500- KY Poles	Removals	108901	2021	5	58,614
0110	147494	REL Paint Lick Switch	KU-135500- KY Poles	Additions	107001	2020	9	-
0110	147494	REL Paint Lick Switch	KU-135500- KY Poles	Removals	108901	2020	9	7,220
0110	LI-159789	PR Harlan Y-Pineville 161kV	KU-135500- KY Poles	Additions	107001	2020	9	-
0110	LI-159789	PR Harlan Y-Pineville 161kV	KU-135500- KY Poles	Removals	108901	2020	9	27,544
0110	159120	Bevier Relay Upgrade	KU-136200- KY Station Equipment	Additions	107001	2020	9	17,849
0110	159120	Bevier Relay Upgrade	KU-136200- KY Station Equipment	Additions	107001	2020	12	(7,647)
0110	159120	Bevier Relay Upgrade	KU-136200- KY Station Equipment	Removals	108901	2020	9	-
0110	SU-000079	REL Bromley 29-605/615/635 MOS	KU-135310- KY Station Equip -Non Sy	Removals	108901	2020	9	4,135
0110	151812	REL Lemons Mill MOS	KU-135500- KY Poles	Additions	107001	2020	9	-
0110	151812	REL Lemons Mill MOS	KU-135500- KY Poles	Removals	108901	2020	9	4,971
0110	19PITP216	DANVILLE PITP 2019	KU-136400-KY Poles, Towers, and Fix	Additions	107001	2020	9	10,566
0110	LI-000085	TEP-MOT-Greensburg-Camp EKPC	KU-135500- KY Poles	Additions	107001	2020	9	-
0110	LI-000085	TEP-MOT-Greensburg-Camp EKPC	KU-135500- KY Poles	Removals	108901	2020	9	22,498
0110	CKYTCR216	KYTC Reimb Danville	KU-136500- KY Overhead Conductor	Additions	107001	2020	9	46,157
0110	CKYTCR216	KYTC Reimb Danville	KU-136500- KY Overhead Conductor	Removals	108901	2020	9	5,594
0110	161334	2020 CH - Lakeshore 0132	KU-136500- KY Overhead Conductor	Additions	107001	2020	12	333,134
0110	161334	2020 CH - Lakeshore 0132	KU-136500- KY Overhead Conductor	Removals	108901	2020	12	44,809
0110	161660	GH1 Boiler Partial Reinsulate	KU-131200-GH 1 Boil	Removals	108901	2020	9	13,687
0110	159014	2019 CIFI - Brodhead 2103	KU-136500- KY Overhead Conductor	Removals	108901	2020	9	121,774
0110	140014KU	TC CT KU DCS UPG	KU-134300-TC 10 Prime Movers	Additions	107001	2020	9	17,490
0110	140014KU	TC CT KU DCS UPG	KU-134300-TC 10 Prime Movers	Removals	108901	2020	9	(17,490)
0110	LI-000091	TEP-MOT-Green Rvr-Shvrs Chapel	KU-135500- KY Poles	Additions	107001	2020	9	-
0110	LI-000091	TEP-MOT-Green Rvr-Shvrs Chapel	KU-135500- KY Poles	Removals	108901	2020	9	46,271
0110	159317	City Center Switchgear Repl	KU-136500- KY Overhead Conductor	Additions	107001	2020	9	874
0110	159317	City Center Switchgear Repl	KU-136500- KY Overhead Conductor	Additions	107001	2020	12	12,501
0110	IT0563K	RPA for Rev Integrity-KU19	KU-130300-Misc Intangible Plant	Additions	107001	2020	9	142,440
0110	CLEDC216	CRCST LED Conversion DANOC	KU-137300- KY Str Lighting and Sign	Additions	107001	2020	9	(12,217)
0110	147531	REL Picadome Switch	KU-135500- KY Poles	Additions	107001	2020	9	-

0110	147531	REL Picadome Switch	KU-135500- KY Poles	Removals	108901	2020	9	10,983
0110	156850KU	TC STACKER RECLAIM OH	KU-131200-TC 2 Boil	Additions	107001	2020	9	78
0110	156850KU	TC STACKER RECLAIM OH	KU-131200-TC 2 Boil	Removals	108901	2020	9	18,336
0110	CSTRM246	Cap Minor Storms - 012460	KU-136500- KY Overhead Conductor	Additions	107001	2020	9	108
0110	159858	ELIOC Bkyd Digger Derrick 2020	KU-139400- KY Tools, Shop, Garage	Additions	107001	2020	9	(10,194)
0110	LI-000030	PR Lancaster-Danville E	KU-135500- KY Poles	Additions	107001	2020	9	-
0110	LI-000030	PR Lancaster-Danville E	KU-135500- KY Poles	Removals	108901	2020	9	68,244
0110	153055KU	TC2 KU MDBFP SPARE MTR	KU-131200-TC 2 Boil	Additions	107001	2020	11	37,500
0110	153055KU	TC2 KU MDBFP SPARE MTR	KU-131200-TC 2 Boil	Additions	107001	2020	12	192,750
0110	159385	PBTY Battery Replacement-KU	KU-135310- KY Station Equip -Non Sy	Removals	108901	2020	9	5,384
0110	158878 KU	CR7 Waterbox Lining KU	KU-134300-Cane Run 7 Prime Movers	Removals	108901	2020	9	44,474
0110	CKM040318	KU MAJOR STORM-040318	KU-136400-KY Poles, Towers, and Fix	Additions	107001	2020	9	249
0110	CKM040318	KU MAJOR STORM-040318	KU-136400-KY Poles, Towers, and Fix	Removals	108901	2020	9	103,044
0110	147503	REL Nelson Switch	KU-135500- KY Poles	Additions	107001	2020	9	-
0110	147503	REL Nelson Switch	KU-135500- KY Poles	Removals	108901	2020	9	6,944
0110	158978	2019 CIFI - Rineyville 2334	KU-136500- KY Overhead Conductor	Additions	107001	2020	9	(3,753)
0110	159154	BR3-1 CWP Motor Recondition	KU-131400-EWB 3 Turbogenerator Uni	Removals	108901	2020	9	17,154
0110	160318KU	TC IMPOUND IMPROVE 2019	KU-131100-TC2 Struct	Removals	108901	2020	9	10,820
0110	137585KU	TC2 KU DCS UPGRADE	KU-131200-TC 2 Boil	Removals	108901	2020	9	90,025
0110	157999	PR KU Park-Middlesboro	KU-135500- KY Poles	Additions	107001	2020	9	-
0110	157999	PR KU Park-Middlesboro	KU-135500- KY Poles	Removals	108901	2020	9	31,360
0110	SU-000252	PCA-East Frankfort Arresters	KU-135310- KY Station Equip -Non Sy	Removals	108901	2020	9	4,241
0110	162601	POTH Ghent MOS	KU-135310- KY Station Equip -Non Sy	Additions	107001	2021	10	137,609
0110	LI-158887	PR Dorchester-Dixiana	KU-135500- VA Poles and Fixtures	Additions	107001	2021	12	4,585,367
0110	LI-158887	PR Dorchester-Dixiana	KU-135500- VA Poles and Fixtures	Removals	108901	2021	12	717,672
0110	LI-162349	KU Park-Bimble ROW	KU-135010- KY Land Rights	Additions	107001	2022	4	1,572,725
0110	LI-162350	KU Park-Middlesboro ROW	KU-135010- KY Land Rights	Additions	107001	2022	6	1,908,791
0110	LI-162663	REL-NL-Big Stone Gap ROW	KU-135010- VA Land Rights	Additions	107001	2021	3	589,600
0110	SU-000322	PCH-St Paul	KU-135310- VA Station Equip -Non Sy	Additions	107001	2022	5	3,107,515
0110	SU-000322	PCH-St Paul	KU-135310- VA Station Equip -Non Sy	Removals	108901	2022	5	106,675
0110	SU-000376	PBR-Hillside (3) BKR	KU-135310- KY Station Equip -Non Sy	Additions	107001	2021	12	732,548
0110	SU-000376	PBR-Hillside (3) BKR	KU-135310- KY Station Equip -Non Sy	Removals	108901	2021	12	49,213
0110	SU-000379	PBR-Richmond (3) BKR	KU-135310- KY Station Equip -Non Sy	Additions	107001	2021	12	570,427
0110	SU-000379	PBR-Richmond (3) BKR	KU-135310- KY Station Equip -Non Sy	Removals	108901	2021	12	39,484
0110	SU-000455	REL-Shadrack vacuum	KU-135310- KY Station Equip -Non Sy	Additions	107001	2021	12	60,042
0110	SU-000455	REL-Shadrack vacuum	KU-135310- KY Station Equip -Non Sy	Removals	108901	2021	12	3,597
0110	152388	KU CONS WINCHESTER 2020-21	KU-139010- KY Structures & Improv	Additions	107001	2021	12	30,275
0110	155150	BRCT7 GT Thermal Insulation	KU-134600-EWB 7 Misc Power Plant E	Additions	107001	2021	11	552,173
0110	155150	BRCT7 GT Thermal Insulation	KU-134600-EWB 7 Misc Power Plant E	Removals	108901	2021	11	34,884
0110	148827	GH ATB #1 CCR	KU-131200-GH 4 Boil ECR 2016 NT	Additions	107001	2021	12	-
0110	150221	KU Ky Wired Reimbursable	KU-136500- KY Overhead Conductor	Additions	107001	2020	9	8,141
0110	150221	KU Ky Wired Reimbursable	KU-136500- KY Overhead Conductor	Removals	108901	2020	9	(100)
0110	155287	Ckt Dwina 0691 Dry Fork Relo	KU-136400-VA Poles, Towers, and Fix	Additions	107001	2020	9	28,000
0110	155287	Ckt Dwina 0691 Dry Fork Relo	KU-136400-VA Poles, Towers, and Fix	Removals	108901	2020	9	(28,000)
0110	159115	Buena Vista Switch Field Reg	KU-136500- KY Overhead Conductor	Additions	107001	2020	9	91
0110	159115	Buena Vista Switch Field Reg	KU-136500- KY Overhead Conductor	Additions	107001	2020	12	(1,820)
0110	159790	2019 Dir Bur-Etown 2 Yale Dr	KU-136500- KY Overhead Conductor	Additions	107001	2020	9	0

0110	161866	Clays Mill MOS - Distribution	KU-136500- KY Overhead Conductor	Additions	107001	2020	12	211,049
0110	161866	Clays Mill MOS - Distribution	KU-136500- KY Overhead Conductor	Removals	108901	2020	12	15,377
0110	162339	20XMUB Loudon Ave Hume Rd	KU-136500- KY Overhead Conductor	Additions	107001	2020	12	144,008
0110	162339	20XMUB Loudon Ave Hume Rd	KU-136500- KY Overhead Conductor	Removals	108901	2020	12	6,845
0110	162612	2020XMUB Dan East to Buena V	KU-136500- KY Overhead Conductor	Additions	107001	2020	9	122,596
0110	162612	2020XMUB Dan East to Buena V	KU-136500- KY Overhead Conductor	Additions	107001	2020	10	20,433
0110	162612	2020XMUB Dan East to Buena V	KU-136500- KY Overhead Conductor	Additions	107001	2020	11	3,700
0110	162612	2020XMUB Dan East to Buena V	KU-136500- KY Overhead Conductor	Removals	108901	2020	9	19,204
0110	162612	2020XMUB Dan East to Buena V	KU-136500- KY Overhead Conductor	Removals	108901	2020	10	3,201
0110	162648	EDDYVILLE PRISON TRANSFORMER	KU-136200- KY Station Equipment	Additions	107001	2020	12	(8,393)
0110	162648	EDDYVILLE PRISON TRANSFORMER	KU-136200- KY Station Equipment	Removals	108901	2020	12	6,624
0110	163035	Ckt 0690 Dwina Rebuild	KU-136500- VA Overhead Conductor	Additions	107001	2020	9	39,000
0110	163035	Ckt 0690 Dwina Rebuild	KU-136500- VA Overhead Conductor	Removals	108901	2020	9	(39,000)
0110	CKM021420	KU MAJOR STORM-021420	KU-136400-KY Poles, Towers, and Fix	Additions	107001	2020	12	1
0110	CKM040820	KU MAJOR STORM-040820	KU-136400-KY Poles, Towers, and Fix	Additions	107001	2020	9	116,235
0110	CKM040820	KU MAJOR STORM-040820	KU-136400-KY Poles, Towers, and Fix	Removals	108901	2020	9	(60)
0110	CKM041320	KU MAJOR STORM-041320	KU-136400-KY Poles, Towers, and Fix	Additions	107001	2020	10	773,782
0110	CKM041320	KU MAJOR STORM-041320	KU-136400-KY Poles, Towers, and Fix	Removals	108901	2020	10	(543)
0110	CTBRD416U	Cap Trouble Order UG - 014160	KU-136700- KY Undergrnd Conductors	Additions	107001	2020	9	4,629
0110	161113KU	STT Jib Crane KU	KU-131100-TC Training Center Struc	Additions	107001	2020	9	1,565
0110	159665	BRCT 11N2 Crane Cntrl & Motor	KU-134500-EWB 8 Accessory Electric	Additions	107001	2020	11	213,421
0110	159665	BRCT 11N2 Crane Cntrl & Motor	KU-134500-EWB 8 Accessory Electric	Additions	107001	2020	12	30,000
0110	159665	BRCT 11N2 Crane Cntrl & Motor	KU-134500-EWB 8 Accessory Electric	Removals	108901	2020	11	1,667
0110	160811 KU	CR7 Emerson Start KU	KU-134300-Cane Run 7 Prime Movers	Additions	107001	2020	11	91,285
0110	162287 KU	CR7 ST SEE Replace KU	KU-134300-Cane Run 7 Prime Movers	Additions	107001	2021	4	440,164
0110	162287 KU	CR7 ST SEE Replace KU	KU-134300-Cane Run 7 Prime Movers	Removals	108901	2021	4	136,438
0110	162409	GH4 Generator Stator Rewind20	KU-131400-GH 4 Turbogenerator Unit	Additions	107001	2020	9	2,949,439
0110	162409	GH4 Generator Stator Rewind20	KU-131400-GH 4 Turbogenerator Unit	Removals	108901	2020	9	1,181,272
0110	162462 KU	CR7 HRH1 Vlv Act Replace KU	KU-134300-Cane Run 7 Prime Movers	Additions	107001	2020	10	12,935
0110	162462 KU	CR7 HRH1 Vlv Act Replace KU	KU-134300-Cane Run 7 Prime Movers	Removals	108901	2020	9	697
0110	162464	GH4 CT Bypass Valve Repl	KU-131400-GH 4 Turbogenerator Unit	Removals	108901	2020	9	3,205
0110	162610 KU	CR7 ST Turning Gear Motor KU	KU-134300-Cane Run 7 Prime Movers	Additions	107001	2020	9	29,036
0110	162610 KU	CR7 ST Turning Gear Motor KU	KU-134300-Cane Run 7 Prime Movers	Removals	108901	2020	9	3,900
0110	147529	REL Diamond Switch	KU-135500- KY Poles	Additions	107001	2020	9	2,563
0110	147529	REL Diamond Switch	KU-135500- KY Poles	Removals	108901	2020	9	2,824
0110	154274	PCA-Haefling CC/SSVT Rpl	KU-135310- KY Station Equip -Non Sy	Additions	107001	2020	9	(4,054)
0110	154274	PCA-Haefling CC/SSVT Rpl	KU-135310- KY Station Equip -Non Sy	Removals	108901	2020	9	3,116
0110	LI-160112	Georgetown ByPass Relocation	KU-135500- KY Poles	Removals	108901	2020	9	-
0110	SU-000458	TEP-1128-Redun Relay/Protect	KU-135310- KY Station Equip -Non Sy	Additions	107001	2021	2	262,548
0110	00072FACK	CALL CENTER RENO BOC 3 KU	KU-139010- KY Structures & Improv	Additions	107001	2020	9	(211)
0110	135911	DLC - KU	KU-139720- DSM Equipment	Additions	107001	2020	9	(2,227)
0110	149992	BUILDING - NORTON VA	KU-139010- VA Structures & Improv	Additions	107001	2020	9	26,266
0110	153562	DCC ENHANCEMENT KU	KU-136100- KY Struct and Improv	Additions	107001	2020	9	478
0110	155887	ODP BRANDING	KU-139010- VA Structures & Improv	Additions	107001	2020	9	(2,264)
0110	159682KU	TCC Renovations KU	KU-139010- KY Structures & Improv	Additions	107001	2020	9	10,908
0110	160490	Greenville Containment Pad	KU-139010- KY Structures & Improv	Additions	107001	2020	9	(24,860)
0110	160530	Bus Solar Makers Mark 2019	KU-134400-Bus Solar Gen-Makers Mark	Additions	107001	2020	9	(186)

0110	160822K	Work at Home Phase 2 K	KU-139131-Personal Computers	Additions	107001	2020	9	(1,688)
0110	161005KU	BUS/ECON DEV OFF RECONF KU	KU-139010- KY Structures & Improv	Additions	107001	2020	9	77
0110	159404	Lexington Parking Lot Sale	KU-139010- KY Structures & Improv	Removals	108901	2020	9	(51)
0110	IT0557K	Corporate RPA-KU19	KU-130300-Misc Intangible Plant	Additions	107001	2020	9	(82)
0110	IT0781K	Cust Not Expand/Rep-KU20	KU-130330-Cloud Software NonCurrnt	Additions	107006	2020	12	633,336
0110	161668	2020 Transportation Auction KU	KU-139200- KY Cars and Light Trucks	Removals	108901	2020	12	2,000
0110	158868	2019 Ckt Hard - Carrollton 707	KU-136500- KY Overhead Conductor	Additions	107001	2020	9	(14,384)
0110	162361	Williamsburg Sub Storage Bldg	KU-139010- KY Structures & Improv	Additions	107001	2020	9	9,502
0110	162361	Williamsburg Sub Storage Bldg	KU-139010- KY Structures & Improv	Removals	108901	2020	9	672
0110	162221	MOVE 1 XFRM FROM KU TO LGE	KU-136800- KY Line Transformers	Removals	108901	2020	12	(3,507)
0110	162410	GH4 Turbine-LPB Buckets Repl20	KU-131400-GH 4 Turbogenerator Unit	Removals	108901	2020	9	51,287
0110	162618	BR3-2 Control AC Dryer Drum	KU-131600-EWB 3 Misc Power Plant E	Removals	108901	2020	9	-
0110	160396	PowerGEM-KU	KU-130300-Misc Intangible Plant	Additions	107001	2020	12	30,016
0110	162273	Subs Monitors - KU	KU-139120-KY Non PC Computer Equip	Additions	107001	2020	9	(1,141)
0110	LI-162640	PR Harlan Y-Pineville Tower	KU-135500- KY Poles	Additions	107001	2020	12	750,750
0110	162605	EARL OPS CTR DAMPER	KU-139010- KY Structures & Improv	Additions	107001	2020	9	5,197
0110	162630	AIR PURIFIERS SIMP TCC	KU-135220-Struct & Improve-System	Additions	107001	2020	9	7,477
0110	162643	EARLINGTON WIRE SHED 2020	KU-139010- KY Structures & Improv	Additions	107001	2020	9	(167)
0110	162657KU	BOC Conf Rm 2C Renov-K	KU-139010- KY Structures & Improv	Additions	107001	2020	9	31,128
0110	162657KU	BOC Conf Rm 2C Renov-K	KU-139010- KY Structures & Improv	Removals	108901	2020	9	3,230
0110	148839	PV ASH POND CCR	KU-131200-PI ECR 2016	Removals	108901	2020	10	100,000
0110	148839	PV ASH POND CCR	KU-131200-PI ECR 2016	Removals	108901	2020	11	50,000
0110	148839	PV ASH POND CCR	KU-131200-PI ECR 2016	Removals	108901	2020	12	340,879
0110	151399	GH 2-2 FGD Header Repl20	KU-131200-GH 2 Boil	Additions	107001	2020	11	641,267
0110	151399	GH 2-2 FGD Header Repl20	KU-131200-GH 2 Boil	Additions	107001	2020	12	30,247
0110	151399	GH 2-2 FGD Header Repl20	KU-131200-GH 2 Boil	Removals	108901	2020	11	20,165
0110	161762	GH CY Equipment Storage Bldg	KU-131100-GH 4 Struc	Additions	107001	2020	10	346,903
0110	162300	BRCT Ammonia Comp Cntrl Board	KU-134300-EWB 8 Prime Movers	Additions	107001	2020	9	56,154
0110	162300	BRCT Ammonia Comp Cntrl Board	KU-134300-EWB 8 Prime Movers	Removals	108901	2020	9	504
0110	162359KU	TC2 DYNAMIC CLASSIFIERS*	KU-131200-TC 2 Boil	Additions	107001	2020	12	354,000
0110	160443	Tyrone SPCC	KU-135310- KY Station Equip -Non Sy	Additions	107001	2020	9	56,480
0110	LI-161911	REL Providence East MOS	KU-135500- KY Poles	Additions	107001	2020	9	16,275
0110	162635	METAL STORAGE BLDG SOMER	KU-139010- KY Structures & Improv	Additions	107001	2020	9	6,330
0110	162641	MAN GATE AT PINE OPS CTR	KU-139010- KY Structures & Improv	Additions	107001	2020	9	6,580
0110	144242	GH Spare SICK SAM Monitor	KU-131200-GH 1 Boil	Additions	107001	2020	11	156,260
0110	162247	BR3 Stand Pipe Refurbishment	KU-131200-EWB 3 Boil	Additions	107001	2020	11	172,555
0110	162247	BR3 Stand Pipe Refurbishment	KU-131200-EWB 3 Boil	Removals	108901	2020	11	17,070
0110	162626KU	TC MTCE CLEAN SHOP ADDITION	KU-131100-TC2 Struct	Additions	107001	2020	12	35,141
0110	162342	2020XMUB Columbia	KU-136500- KY Overhead Conductor	Additions	107001	2020	12	132,109
0110	162342	2020XMUB Columbia	KU-136500- KY Overhead Conductor	Removals	108901	2020	12	25,276
0110	159657	BRCT5 DC Battery Repl	KU-134500-EWB 5 Accessory Electric	Additions	107001	2020	11	26,617
0110	159657	BRCT5 DC Battery Repl	KU-134500-EWB 5 Accessory Electric	Removals	108901	2020	11	771
0110	159659	BRCT6 DC Battery Repl	KU-134500-EWB 6 Accessory Electric	Additions	107001	2020	11	34,851
0110	159659	BRCT6 DC Battery Repl	KU-134500-EWB 6 Accessory Electric	Removals	108901	2020	11	1,263
0110	159662	BRCT7 DC Battery Repl	KU-134500-EWB 7 Accessory Electric	Additions	107001	2020	11	34,851
0110	159662	BRCT7 DC Battery Repl	KU-134500-EWB 7 Accessory Electric	Removals	108901	2020	11	1,263
0110	161903	GH 3-2 Stator Cooler Repl20	KU-131400-GH 3 Turbogenerator Unit	Additions	107001	2020	12	95,424

0110	161903	GH 3-2 Stator Cooler Repl20	KU-131400-GH 3 Turbogenerator Unit	Removals	108901	2020	12	6,049
0110	162345 KU	'CR7 Condensor Clean KU	KU-134300-Cane Run 7 Prime Movers	Additions	107001	2020	10	85,800
0110	162345 KU	'CR7 Condensor Clean KU	KU-134300-Cane Run 7 Prime Movers	Additions	107001	2020	11	3,900
0110	IT0867K	SIEM HW Refresh-KU20-21	KU-139120-KY Non PC Computer Equip	Additions	107001	2021	3	361,900
0110	157415	GH3 SCR Outlet Exp Joint Repl	KU-131200-GH 3 Boil	Additions	107001	2020	10	225,430
0110	157415	GH3 SCR Outlet Exp Joint Repl	KU-131200-GH 3 Boil	Removals	108901	2020	10	78,239
0110	159841	GH3 Duct Lagging Insu. Prj.	KU-131200-GH 3 Boil	Additions	107001	2020	12	943,079
0110	159841	GH3 Duct Lagging Insu. Prj.	KU-131200-GH 3 Boil	Removals	108901	2020	12	471,578
0110	162632KU	TC INSTALL VIB MONITORING	KU-131200-TC 2 Boil	Additions	107001	2020	12	9,766
0110	LI-161289	REL Harlan Y-Catrons Creek LFI	KU-135500- KY Poles	Additions	107001	2020	11	38,798
0110	156378	LEX UNDERGROUND SUPPORT	KU-136200- KY Station Equipment	Additions	107001	2020	12	(775)
0110	158979	2020 CIFI - Rio 2450	KU-136500- KY Overhead Conductor	Additions	107001	2020	9	105,548
0110	158979	2020 CIFI - Rio 2450	KU-136500- KY Overhead Conductor	Removals	108901	2020	9	5,147
0110	159852	Recon 2218 Leb S to Bradford	KU-136500- KY Overhead Conductor	Additions	107001	2020	12	220,692
0110	159855	Recon Russell Springs 2222	KU-136500- KY Overhead Conductor	Additions	107001	2020	12	179,896
0110	159855	Recon Russell Springs 2222	KU-136500- KY Overhead Conductor	Removals	108901	2020	12	-
0110	161437	20XMUB Spencer-Farmers	KU-136500- KY Overhead Conductor	Additions	107001	2020	12	93,279
0110	161437	20XMUB Spencer-Farmers	KU-136500- KY Overhead Conductor	Removals	108901	2020	12	25,276
0110	162634	Appalachian Wildlife Reimb	KU-136500- KY Overhead Conductor	Additions	107001	2020	9	2,850
0110	162634	Appalachian Wildlife Reimb	KU-136500- KY Overhead Conductor	Removals	108901	2020	9	24
0110	162680	DSP Rogers Gap Transmission	KU-135320-Station Equipment-System	Additions	107001	2020	10	643
0110	162680	DSP Rogers Gap Transmission	KU-135320-Station Equipment-System	Additions	107001	2020	11	5,533
0110	162680	DSP Rogers Gap Transmission	KU-135320-Station Equipment-System	Additions	107001	2020	12	68,862
0110	162711	Detroit Harvester MOS	KU-136500- KY Overhead Conductor	Additions	107001	2020	12	42,008
0110	162711	Detroit Harvester MOS	KU-136500- KY Overhead Conductor	Removals	108901	2020	12	15,165
0110	162741	Corydon - Green River Steel	KU-136500- KY Overhead Conductor	Additions	107001	2020	12	60,000
0110	162744	Eddyville 560 Circuit	KU-136500- KY Overhead Conductor	Additions	107001	2020	12	285,277
0110	162744	Eddyville 560 Circuit	KU-136500- KY Overhead Conductor	Removals	108901	2020	12	16,803
0110	162759	Black Creek - Distr Lines	KU-136500- VA Overhead Conductor	Additions	107001	2020	12	82,930
0110	162759	Black Creek - Distr Lines	KU-136500- VA Overhead Conductor	Removals	108901	2020	12	-
0110	162829	DSP Camargo Sub Property	KU-136020-KY Land	Additions	107001	2020	9	67,568
0110	162829	DSP Camargo Sub Property	KU-136020-KY Land	Additions	107001	2020	12	17,556
0110	162870	RECIEVE 1 XFRM FROM LGE	KU-136800- KY Line Transformers	Additions	107001	2020	12	32,153
0110	162906	Mannington XFMR Replacement	KU-136200- KY Station Equipment	Additions	107001	2020	12	(5,272)
0110	162906	Mannington XFMR Replacement	KU-136200- KY Station Equipment	Removals	108901	2020	12	17,933
0110	162907	Salt Lick XFMR Replacement	KU-136200- KY Station Equipment	Additions	107001	2020	12	89,758
0110	162907	Salt Lick XFMR Replacement	KU-136200- KY Station Equipment	Removals	108901	2020	12	30,246
0110	CKM061020	KU Major Storms- 061020	KU-136400-KY Poles, Towers, and Fix	Additions	107001	2020	12	1
0110	CKM061020	KU Major Storms- 061020	KU-136400-KY Poles, Towers, and Fix	Removals	108901	2020	12	-
0110	162747	Black Creek Sub Decommission	KU-136200- VA Station Equipment	Removals	108901	2020	12	34,531
0110	150059KU	TC KU UPG COAL HAND SAMP	KU-131200-TC 2 Boil	Additions	107001	2020	9	0
0110	159060KU	TC WASTE SLUDGE PUMPS	KU-131200-TC 2 Boil	Additions	107001	2020	9	(9,078)
0110	162645KU	TC2 SPARE ID FAN BLADES	KU-131200-TC 2 Boil	Additions	107001	2020	12	176,594
0110	162664	BRCT BOP Fire Sys Jockey Pump	KU-134300-EWB 8 Prime Movers	Additions	107001	2020	9	10,646
0110	162740	GH1 PJFF Hoist Upgrade	KU-131600-GH 1 Misc Power Plant Eq	Additions	107001	2020	11	147,897
0110	162740	GH1 PJFF Hoist Upgrade	KU-131600-GH 1 Misc Power Plant Eq	Additions	107001	2020	12	15,838
0110	162740	GH1 PJFF Hoist Upgrade	KU-131600-GH 1 Misc Power Plant Eq	Removals	108901	2020	11	20,669

0110	162760KU	TC A TRAVELING WTR SCREEN	KU-131200-TC 2 Boil	Additions	107001	2020	12	134,607
0110	162760KU	TC A TRAVELING WTR SCREEN	KU-131200-TC 2 Boil	Removals	108901	2020	12	49,239
0110	162774	GH 3-2 AH Hot End Bskt Rpl 20	KU-131200-GH 3 Boil	Additions	107001	2020	12	559,585
0110	162774	GH 3-2 AH Hot End Bskt Rpl 20	KU-131200-GH 3 Boil	Removals	108901	2020	12	69,730
0110	162810 KU	CR7 Sludge Pump KU	KU-134300-Cane Run 7 Prime Movers	Additions	107001	2020	9	3,962
0110	162810 KU	CR7 Sludge Pump KU	KU-134300-Cane Run 7 Prime Movers	Removals	108901	2020	9	925
0110	162812	GH CY CBU Bucket Elev Mtr Rpl	KU-131200-GH 4 Boil	Additions	107001	2020	9	62,029
0110	162812	GH CY CBU Bucket Elev Mtr Rpl	KU-131200-GH 4 Boil	Removals	108901	2020	9	1,930
0110	162879	GH 1-5 FGD Agitator Gearbx Rpl	KU-131200-GH 1SC Boil	Additions	107001	2020	9	58,226
0110	162879	GH 1-5 FGD Agitator Gearbx Rpl	KU-131200-GH 1SC Boil	Removals	108901	2020	9	1,502
0110	146868	KEN AMERICA RELOCATION	KU-135500- KY Poles	Additions	107001	2020	9	-
0110	146868	KEN AMERICA RELOCATION	KU-135500- KY Poles	Removals	108901	2020	9	2,513
0110	150644	Ghent Redesign 138kV-P&C	KU-135310- KY Station Equip -Non Sy	Removals	108901	2020	9	31,309
0110	154662	American Ave SSVT and 69kV PT	KU-135310- KY Station Equip -Non Sy	Additions	107001	2020	9	570
0110	154662	American Ave SSVT and 69kV PT	KU-135310- KY Station Equip -Non Sy	Removals	108901	2020	9	(570)
0110	SU-000064	PRLY-Adams 108-614-634	KU-135310- KY Station Equip -Non Sy	Removals	108901	2020	9	4,296
0110	SU-000139	PR Arnold 121-604 Panel	KU-135310- KY Station Equip -Non Sy	Additions	107001	2020	9	6,584
0110	SU-000139	PR Arnold 121-604 Panel	KU-135310- KY Station Equip -Non Sy	Removals	108901	2020	9	(47)
0110	162808KU	SOLAR SHARE SIGNAGE KU	KU-134100-Simp Solar A1 Struc & Imp	Additions	107001	2020	9	12,897
0110	IT0380K	SOA Replacement-KU20-21	KU-130300-Misc Intangible Plant	Additions	107001	2021	5	227,756
0110	162919	RICOCTRAILER	KU-139400- KY Tools, Shop, Garage	Additions	107001	2020	12	29,765
0110	162727	GH3 PJFF Hoist Upgrade	KU-131600-GH 3 Misc Power Plant Eq	Removals	108901	2020	9	5,041
0110	162791KU	TC COAL YARD STRUCT SIDING	KU-131100-TC2 Struct	Additions	107001	2020	12	112,500
0110	GSSLLABEK	GS SL KU LAB EQUIP 2020	KU-131600-SL Misc Power Plant Equi	Additions	107001	2020	12	91,977
0110	162210	TEP-TPL-0007 Compliance Work	KU-135310- KY Station Equip -Non Sy	Additions	107001	2021	3	426,209
0110	162820	OSI Landscape Tool-KU	KU-130300-Misc Intangible Plant	Additions	107001	2020	12	84,859
0110	LI-162875	REL Millers Creek REA MOS ROW	KU-135020- KY Land	Additions	107001	2021	3	183,719
0110	162880	SOMERSET SR FLOORING	KU-139010- KY Structures & Improv	Additions	107001	2020	9	20,789
0110	SC0099	Containment Pad Stone Rd-KU20	KU-139010- KY Structures & Improv	Additions	107001	2020	9	25,000
0110	SC0100	Pressure Washer Stone Rd-KU20	KU-139400- KY Tools, Shop, Garage	Additions	107001	2020	9	9,423
0110	162677KU	TC HYDROCYCLONE UPGD*	KU-131200-TC 2 Boil	Additions	107001	2020	12	207,782
0110	162737	GH 4-4 Pulverizer Gearbox Repl	KU-131200-GH 4 Boil	Additions	107001	2020	9	73,326
0110	162737	GH 4-4 Pulverizer Gearbox Repl	KU-131200-GH 4 Boil	Additions	107001	2020	11	170,000
0110	162737	GH 4-4 Pulverizer Gearbox Repl	KU-131200-GH 4 Boil	Additions	107001	2020	12	39,142
0110	162737	GH 4-4 Pulverizer Gearbox Repl	KU-131200-GH 4 Boil	Removals	108901	2020	9	30,089
0110	162739	GH4 GSU Bushing Repl 21	KU-131500-GH 4 Accessory Electric	Additions	107001	2021	4	409,301
0110	162739	GH4 GSU Bushing Repl 21	KU-131500-GH 4 Accessory Electric	Removals	108901	2021	4	41,040
0110	162815KU	TC PWS EQUIP MODIFICATION	KU-131200-TC 2 Boil	Additions	107001	2020	12	42,969
0110	162878	GH 3-1 Condensate Motor Rwnd	KU-131400-GH 3 Turbogenerator Unit	Removals	108901	2020	9	293
0110	SU-000491	PLC Rodburn 090-704	KU-135310- KY Station Equip -Non Sy	Additions	107001	2021	12	155,421
0110	SU-000491	PLC Rodburn 090-704	KU-135310- KY Station Equip -Non Sy	Removals	108901	2021	12	3,982
0110	SU-000493	PLC IBM N 658-703	KU-135310- KY Station Equip -Non Sy	Additions	107001	2021	12	164,728
0110	SU-000493	PLC IBM N 658-703	KU-135310- KY Station Equip -Non Sy	Removals	108901	2021	12	3,982
0110	162849KU	PP OFFICE UPDATE LGE14 K	KU-139010- KY Structures & Improv	Additions	107001	2020	9	24,785
0110	162921	ETOWN SR DRAINAGE REPL 2020	KU-139010- KY Structures & Improv	Additions	107001	2020	9	20,003
0110	163050	STOREROOM EXP EARLINGTON	KU-139010- KY Structures & Improv	Additions	107001	2020	11	334,102
0110	162688 KU	CR7 ISS Housing Rebuild KU	KU-134300-Cane Run 7 Prime Movers	Additions	107001	2020	10	214,468

0110	162764KU	BOC HEALTH CLINIC FURN KU	KU-139110- KY Office Equipment	Additions	107001	2020	12	6,620
0110	162768KU	AOC HEALTH CLINIC FURN KU	KU-139010- KY Structures & Improv	Additions	107001	2020	12	13,119
0110	159113	KU PPG Purchase	KU-136500- KY Overhead Conductor	Additions	107001	2020	12	(7,561)
0110	162730	KU Box Trailer	KU-139200- KY Cars and Light Trucks	Additions	107001	2020	12	14,883
0110	LI-158321	Midland Avenue Relo	KU-135500- KY Poles	Additions	107001	2020	9	-
0110	LI-158321	Midland Avenue Relo	KU-135500- KY Poles	Removals	108901	2020	9	-
0110	IT0548K	Centrifly Rp CyberArk Enh-KU19	KU-130300-Misc Intangible Plant	Additions	107001	2020	12	-
0110	163147	GH 2-1 Circ Wtr Pump Motor Rwd	KU-131200-GH 2 Boil	Removals	108901	2020	9	3,691
0110	155124KU	GS GenEng Wireless Gateways KU	KU-131600-SL Misc Power Plant Equi	Additions	107001	2020	9	7,373
0110	162736	GH CY Portable Air Comp Repl	KU-131200-GH 4 Boil	Additions	107001	2020	9	23,750
0110	147499	REL Four Mile Switch	KU-135500- KY Poles	Additions	107001	2020	9	-
0110	158818	OMU Lines Intrcnt GR-GRS	KU-135500- KY Poles	Additions	107001	2020	9	-
0110	158818	OMU Lines Intrcnt GR-GRS	KU-135500- KY Poles	Removals	108901	2020	9	-
0110	SU-000043	PBR-Delvinta (4) 138kV BKR	KU-135310- KY Station Equip -Non Sy	Additions	107001	2020	9	66,647
0110	SU-000043	PBR-Delvinta (4) 138kV BKR	KU-135310- KY Station Equip -Non Sy	Removals	108901	2020	9	-
0110	160252	OMU Intrcnt-GR to GRS Easement	KU-135010- KY Land Rights	Additions	107001	2020	9	-
0110	CKYTCR256	KYTC Reimb Shelbyville	KU-136500- KY Overhead Conductor	Additions	107001	2020	9	-
0110	158068	TCC OpEngExp & Training Room-K	KU-135310- KY Station Equip -Non Sy	Additions	107001	2020	9	1,009
0110	158068	TCC OpEngExp & Training Room-K	KU-135310- KY Station Equip -Non Sy	Removals	108901	2020	9	-
0110	142753KU	TC2 KU IGNIT FUEL 2015	KU-131200-TC 2 Boil	Additions	107001	2020	9	-
0110	158817	OMU Subs Intrcnt GR-GRS	KU-135310- KY Station Equip -Non Sy	Additions	107001	2020	9	-
0110	158817	OMU Subs Intrcnt GR-GRS	KU-135310- KY Station Equip -Non Sy	Removals	108901	2020	9	-
0110	IT0770K	Transmission PMO SP Site-KU19	KU-130300-Misc Intangible Plant	Additions	107001	2020	9	-
0110	159597	West Shelby Land Acquisition	KU-135020- KY Land	Additions	107001	2020	9	-
0110	117150	Trimble County 2 KU	KU-131200-TC 2 Boil	Additions	107001	2020	9	-
0110	LI-162867	Hardin Memorial Hospital Relo	KU-135500- KY Poles	Additions	107001	2020	12	(0)
0110	LI-158816	LTG Pineville-Rocky Branch	KU-135500- KY Poles	Additions	107001	2020	9	-
0110	IT0535K	Expnd Pymt/Cust Srvc Opt-KU19	KU-130300-Misc Intangible Plant	Additions	107001	2020	9	-
0110	LI-000051	ESR Wheatcroft Tap 112-615	KU-135500- KY Poles	Additions	107001	2020	9	-
0110	161283	Loudon Ave Storage Pad	KU-135210- KY Struc & Imprv-Non Sys	Additions	107001	2020	9	15,897
0110	161283	Loudon Ave Storage Pad	KU-135210- KY Struc & Imprv-Non Sys	Removals	108901	2020	9	-
0110	SU-000396	PPLC-Arnold PCA	KU-135310- KY Station Equip -Non Sy	Removals	108901	2020	9	7,410
0110	157854	VERSAILLES WEST XFRM	KU-136200- KY Station Equipment	Removals	108901	2020	9	-
0110	SU-000097	REL-Danville East 834-605 MOS	KU-135310- KY Station Equip -Non Sy	Additions	107001	2020	9	2,666
0110	SU-000097	REL-Danville East 834-605 MOS	KU-135310- KY Station Equip -Non Sy	Removals	108901	2020	9	-
0110	161456	GH 4M Conveyor Belt Repl	KU-131200-GH 1 Boil	Removals	108901	2020	9	370
0110	160659	MOVE 10 XFRMS FROM KU TO LGE	KU-136800- KY Line Transformers	Removals	108901	2020	9	0
0110	SU-000205	TEP-Meredith 138kV Capacitor	KU-135310- KY Station Equip -Non Sy	Removals	108901	2020	9	-
0110	154934	GH3 Station Batteries Repl	KU-131500-GH 3 Accessory Electric	Removals	108901	2020	9	(1,644)
0110	141GH	GH1 Spare Exciter Refurb	KU-131400-GH 1 Turbogenerator Unit	Removals	108901	2020	9	33,165
0110	48GH	GH Barge Unloader DC Drive Rpl	KU-131200-GH 4 Boil	Removals	108901	2020	9	4,213
0110	SU-000329	PRTU-Murphysville EKP Tie	KU-135310- KY Station Equip -Non Sy	Additions	107001	2020	9	681
0110	SU-000329	PRTU-Murphysville EKP Tie	KU-135310- KY Station Equip -Non Sy	Removals	108901	2020	9	-
0110	SU-000170	PRTU Shelby Co * (EKP Tie)	KU-135310- KY Station Equip -Non Sy	Additions	107001	2020	9	(111,519)
0110	SU-000170	PRTU Shelby Co * (EKP Tie)	KU-135310- KY Station Equip -Non Sy	Removals	108901	2020	9	1,444
0110	157437	PRLY Morganfield Relay Panels	KU-135310- KY Station Equip -Non Sy	Removals	108901	2020	9	-
0110	SU-000316	PGG-Taylor Co. Fence	KU-135310- KY Station Equip -Non Sy	Additions	107001	2020	9	7,769

0110	SU-000316	PGG-Taylor Co. Fence	KU-135310- KY Station Equip -Non Sy	Removals	108901	2020	9	-
0110	SU-000166	PRTU Renaker (EKP Tie)	KU-135310- KY Station Equip -Non Sy	Additions	107001	2020	9	1,314
0110	SU-000166	PRTU Renaker (EKP Tie)	KU-135310- KY Station Equip -Non Sy	Removals	108901	2020	9	-
0110	SU-000409	REL-Hoover 1 MOS	KU-135310- KY Station Equip -Non Sy	Additions	107001	2020	9	4,447
0110	LI-000063	REL Shavers Chapel 439-605 MOS	KU-135500- KY Poles	Additions	107001	2020	9	-
0110	IT0473K	Site Security Improve-KU19	KU-139700-KY Microwave,Fiber,Other	Additions	107001	2020	9	10
0110	0110PITP	KU PITP Placeholder	KU-136400-KY Poles, Towers, and Fix	Additions	107001	2021	1	548,065
0110	0110PITP	KU PITP Placeholder	KU-136400-KY Poles, Towers, and Fix	Additions	107001	2021	2	548,065
0110	0110PITP	KU PITP Placeholder	KU-136400-KY Poles, Towers, and Fix	Additions	107001	2021	3	548,065
0110	0110PITP	KU PITP Placeholder	KU-136400-KY Poles, Towers, and Fix	Additions	107001	2021	4	548,065
0110	0110PITP	KU PITP Placeholder	KU-136400-KY Poles, Towers, and Fix	Additions	107001	2021	5	548,065
0110	0110PITP	KU PITP Placeholder	KU-136400-KY Poles, Towers, and Fix	Additions	107001	2021	6	548,065
0110	0110PITP	KU PITP Placeholder	KU-136400-KY Poles, Towers, and Fix	Additions	107001	2021	7	548,065
0110	0110PITP	KU PITP Placeholder	KU-136400-KY Poles, Towers, and Fix	Additions	107001	2021	8	548,065
0110	0110PITP	KU PITP Placeholder	KU-136400-KY Poles, Towers, and Fix	Additions	107001	2021	9	548,065
0110	0110PITP	KU PITP Placeholder	KU-136400-KY Poles, Towers, and Fix	Additions	107001	2021	10	548,065
0110	0110PITP	KU PITP Placeholder	KU-136400-KY Poles, Towers, and Fix	Additions	107001	2021	11	547,983
0110	0110PITP	KU PITP Placeholder	KU-136400-KY Poles, Towers, and Fix	Additions	107001	2021	12	547,864
0110	0110PITP	KU PITP Placeholder	KU-136400-KY Poles, Towers, and Fix	Additions	107001	2022	1	564,398
0110	0110PITP	KU PITP Placeholder	KU-136400-KY Poles, Towers, and Fix	Additions	107001	2022	2	561,981
0110	0110PITP	KU PITP Placeholder	KU-136400-KY Poles, Towers, and Fix	Additions	107001	2022	3	561,981
0110	0110PITP	KU PITP Placeholder	KU-136400-KY Poles, Towers, and Fix	Additions	107001	2022	4	561,981
0110	0110PITP	KU PITP Placeholder	KU-136400-KY Poles, Towers, and Fix	Additions	107001	2022	5	561,981
0110	0110PITP	KU PITP Placeholder	KU-136400-KY Poles, Towers, and Fix	Additions	107001	2022	6	561,981
0110	0110PITP	KU PITP Placeholder	KU-136400-KY Poles, Towers, and Fix	Removals	108901	2021	1	103,292
0110	0110PITP	KU PITP Placeholder	KU-136400-KY Poles, Towers, and Fix	Removals	108901	2021	2	103,292
0110	0110PITP	KU PITP Placeholder	KU-136400-KY Poles, Towers, and Fix	Removals	108901	2021	3	103,292
0110	0110PITP	KU PITP Placeholder	KU-136400-KY Poles, Towers, and Fix	Removals	108901	2021	4	103,292
0110	0110PITP	KU PITP Placeholder	KU-136400-KY Poles, Towers, and Fix	Removals	108901	2021	5	103,292
0110	0110PITP	KU PITP Placeholder	KU-136400-KY Poles, Towers, and Fix	Removals	108901	2021	6	103,292
0110	0110PITP	KU PITP Placeholder	KU-136400-KY Poles, Towers, and Fix	Removals	108901	2021	7	103,292
0110	0110PITP	KU PITP Placeholder	KU-136400-KY Poles, Towers, and Fix	Removals	108901	2021	8	103,292
0110	0110PITP	KU PITP Placeholder	KU-136400-KY Poles, Towers, and Fix	Removals	108901	2021	9	103,292
0110	0110PITP	KU PITP Placeholder	KU-136400-KY Poles, Towers, and Fix	Removals	108901	2021	10	103,292
0110	0110PITP	KU PITP Placeholder	KU-136400-KY Poles, Towers, and Fix	Removals	108901	2021	11	103,292
0110	0110PITP	KU PITP Placeholder	KU-136400-KY Poles, Towers, and Fix	Removals	108901	2021	12	103,292
0110	0110PITP	KU PITP Placeholder	KU-136400-KY Poles, Towers, and Fix	Removals	108901	2022	1	108,659
0110	0110PITP	KU PITP Placeholder	KU-136400-KY Poles, Towers, and Fix	Removals	108901	2022	2	108,659
0110	0110PITP	KU PITP Placeholder	KU-136400-KY Poles, Towers, and Fix	Removals	108901	2022	3	108,659
0110	0110PITP	KU PITP Placeholder	KU-136400-KY Poles, Towers, and Fix	Removals	108901	2022	4	108,659
0110	0110PITP	KU PITP Placeholder	KU-136400-KY Poles, Towers, and Fix	Removals	108901	2022	5	108,659
0110	0110PITP	KU PITP Placeholder	KU-136400-KY Poles, Towers, and Fix	Removals	108901	2022	6	108,659
0110	152999	REL SYS Hard KU RAP	KU-136400-KY Poles, Towers, and Fix	Additions	107001	2021	1	114,125
0110	152999	REL SYS Hard KU RAP	KU-136400-KY Poles, Towers, and Fix	Additions	107001	2021	2	114,125
0110	152999	REL SYS Hard KU RAP	KU-136400-KY Poles, Towers, and Fix	Additions	107001	2021	3	114,125
0110	152999	REL SYS Hard KU RAP	KU-136400-KY Poles, Towers, and Fix	Additions	107001	2021	4	114,125
0110	152999	REL SYS Hard KU RAP	KU-136400-KY Poles, Towers, and Fix	Additions	107001	2021	5	114,125

0110	155309	Trans Line Clearance KU	KU-136500- KY Overhead Conductor	Additions	107001	2022	5	186,167
0110	155309	Trans Line Clearance KU	KU-136500- KY Overhead Conductor	Additions	107001	2022	6	184,467
0110	155309	Trans Line Clearance KU	KU-136500- KY Overhead Conductor	Removals	108901	2021	1	23,646
0110	155309	Trans Line Clearance KU	KU-136500- KY Overhead Conductor	Removals	108901	2021	2	23,646
0110	155309	Trans Line Clearance KU	KU-136500- KY Overhead Conductor	Removals	108901	2021	3	23,646
0110	155309	Trans Line Clearance KU	KU-136500- KY Overhead Conductor	Removals	108901	2021	4	23,646
0110	155309	Trans Line Clearance KU	KU-136500- KY Overhead Conductor	Removals	108901	2021	5	23,646
0110	155309	Trans Line Clearance KU	KU-136500- KY Overhead Conductor	Removals	108901	2021	6	23,646
0110	155309	Trans Line Clearance KU	KU-136500- KY Overhead Conductor	Removals	108901	2021	7	23,646
0110	155309	Trans Line Clearance KU	KU-136500- KY Overhead Conductor	Removals	108901	2021	8	23,646
0110	155309	Trans Line Clearance KU	KU-136500- KY Overhead Conductor	Removals	108901	2021	9	23,646
0110	155309	Trans Line Clearance KU	KU-136500- KY Overhead Conductor	Removals	108901	2021	10	23,646
0110	155309	Trans Line Clearance KU	KU-136500- KY Overhead Conductor	Removals	108901	2021	11	23,646
0110	155309	Trans Line Clearance KU	KU-136500- KY Overhead Conductor	Removals	108901	2021	12	23,646
0110	155309	Trans Line Clearance KU	KU-136500- KY Overhead Conductor	Removals	108901	2022	1	23,646
0110	155309	Trans Line Clearance KU	KU-136500- KY Overhead Conductor	Removals	108901	2022	2	23,646
0110	155309	Trans Line Clearance KU	KU-136500- KY Overhead Conductor	Removals	108901	2022	3	23,646
0110	155309	Trans Line Clearance KU	KU-136500- KY Overhead Conductor	Removals	108901	2022	4	23,646
0110	155309	Trans Line Clearance KU	KU-136500- KY Overhead Conductor	Removals	108901	2022	5	23,646
0110	155309	Trans Line Clearance KU	KU-136500- KY Overhead Conductor	Removals	108901	2022	6	23,646
0110	160206	DSP Mount Sterling Sub	KU-136200- KY Station Equipment	Additions	107001	2022	6	5,138,545
0110	162034	SCM2021 LEX REPL BREAKERS	KU-136200- KY Station Equipment	Additions	107001	2021	7	113,209
0110	162034	SCM2021 LEX REPL BREAKERS	KU-136200- KY Station Equipment	Removals	108901	2021	7	10,791
0110	162881	Etown Kubota 2021	KU-139400- KY Tools, Shop, Garage	Additions	107001	2021	12	49,431
0110	162886	2021 SIO Fuse Savings KU	KU-136500- KY Overhead Conductor	Additions	107001	2021	12	199,485
0110	162886	2021 SIO Fuse Savings KU	KU-136500- KY Overhead Conductor	Removals	108901	2021	12	10,510
0110	21TOOL216	Danville Cap Tools 2021	KU-139400- KY Tools, Shop, Garage	Additions	107001	2021	1	11,260
0110	21TOOL216	Danville Cap Tools 2021	KU-139400- KY Tools, Shop, Garage	Additions	107001	2021	3	11,260
0110	21TOOL216	Danville Cap Tools 2021	KU-139400- KY Tools, Shop, Garage	Additions	107001	2021	5	11,260
0110	21TOOL216	Danville Cap Tools 2021	KU-139400- KY Tools, Shop, Garage	Additions	107001	2021	7	11,260
0110	21TOOL216	Danville Cap Tools 2021	KU-139400- KY Tools, Shop, Garage	Additions	107001	2021	9	6,756
0110	22TOOL216	Danville Cap Tools 2022	KU-139400- KY Tools, Shop, Garage	Additions	107001	2022	1	10,000
0110	22TOOL216	Danville Cap Tools 2022	KU-139400- KY Tools, Shop, Garage	Additions	107001	2022	2	10,000
0110	22TOOL216	Danville Cap Tools 2022	KU-139400- KY Tools, Shop, Garage	Additions	107001	2022	3	10,000
0110	22TOOL216	Danville Cap Tools 2022	KU-139400- KY Tools, Shop, Garage	Additions	107001	2022	4	10,000
0110	22TOOL216	Danville Cap Tools 2022	KU-139400- KY Tools, Shop, Garage	Additions	107001	2022	5	3,000
0110	ACAPR156	Cap/Reg/Recloser 011560	KU-136500- KY Overhead Conductor	Additions	107001	2021	1	10,373
0110	ACAPR156	Cap/Reg/Recloser 011560	KU-136500- KY Overhead Conductor	Additions	107001	2021	2	10,373
0110	ACAPR156	Cap/Reg/Recloser 011560	KU-136500- KY Overhead Conductor	Additions	107001	2021	3	12,655
0110	ACAPR156	Cap/Reg/Recloser 011560	KU-136500- KY Overhead Conductor	Additions	107001	2021	4	10,373
0110	ACAPR156	Cap/Reg/Recloser 011560	KU-136500- KY Overhead Conductor	Additions	107001	2021	5	10,373
0110	ACAPR156	Cap/Reg/Recloser 011560	KU-136500- KY Overhead Conductor	Additions	107001	2021	6	10,373
0110	ACAPR156	Cap/Reg/Recloser 011560	KU-136500- KY Overhead Conductor	Additions	107001	2021	7	10,373
0110	ACAPR156	Cap/Reg/Recloser 011560	KU-136500- KY Overhead Conductor	Additions	107001	2021	8	12,655
0110	ACAPR156	Cap/Reg/Recloser 011560	KU-136500- KY Overhead Conductor	Additions	107001	2021	9	10,373
0110	ACAPR156	Cap/Reg/Recloser 011560	KU-136500- KY Overhead Conductor	Additions	107001	2021	10	12,655
0110	ACAPR156	Cap/Reg/Recloser 011560	KU-136500- KY Overhead Conductor	Additions	107001	2021	11	13,177

0110	ACAPR315	Cap/Reg/Recloser 013150	KU-136500- KY Overhead Conductor	Additions	107001	2022	1	57,814
0110	ACAPR315	Cap/Reg/Recloser 013150	KU-136500- KY Overhead Conductor	Additions	107001	2022	2	55,993
0110	ACAPR315	Cap/Reg/Recloser 013150	KU-136500- KY Overhead Conductor	Additions	107001	2022	3	61,127
0110	ACAPR315	Cap/Reg/Recloser 013150	KU-136500- KY Overhead Conductor	Additions	107001	2022	4	52,681
0110	ACAPR315	Cap/Reg/Recloser 013150	KU-136500- KY Overhead Conductor	Additions	107001	2022	5	56,754
0110	ACAPR315	Cap/Reg/Recloser 013150	KU-136500- KY Overhead Conductor	Additions	107001	2022	6	55,508
0110	ACAPR315	Cap/Reg/Recloser 013150	KU-136500- KY Overhead Conductor	Removals	108901	2021	1	2,821
0110	ACAPR315	Cap/Reg/Recloser 013150	KU-136500- KY Overhead Conductor	Removals	108901	2021	3	5,002
0110	ACAPR315	Cap/Reg/Recloser 013150	KU-136500- KY Overhead Conductor	Removals	108901	2021	4	5,002
0110	ACAPR315	Cap/Reg/Recloser 013150	KU-136500- KY Overhead Conductor	Removals	108901	2021	5	1,126
0110	ACAPR315	Cap/Reg/Recloser 013150	KU-136500- KY Overhead Conductor	Removals	108901	2021	6	3,876
0110	ACAPR315	Cap/Reg/Recloser 013150	KU-136500- KY Overhead Conductor	Removals	108901	2021	7	2,821
0110	ACAPR315	Cap/Reg/Recloser 013150	KU-136500- KY Overhead Conductor	Removals	108901	2021	8	3,876
0110	ACAPR315	Cap/Reg/Recloser 013150	KU-136500- KY Overhead Conductor	Removals	108901	2021	9	3,876
0110	ACAPR315	Cap/Reg/Recloser 013150	KU-136500- KY Overhead Conductor	Removals	108901	2021	11	1,695
0110	ACAPR315	Cap/Reg/Recloser 013150	KU-136500- KY Overhead Conductor	Removals	108901	2021	12	1,695
0110	ACAPR315	Cap/Reg/Recloser 013150	KU-136500- KY Overhead Conductor	Removals	108901	2022	1	2,826
0110	ACAPR315	Cap/Reg/Recloser 013150	KU-136500- KY Overhead Conductor	Removals	108901	2022	3	5,012
0110	ACAPR315	Cap/Reg/Recloser 013150	KU-136500- KY Overhead Conductor	Removals	108901	2022	4	5,012
0110	ACAPR315	Cap/Reg/Recloser 013150	KU-136500- KY Overhead Conductor	Removals	108901	2022	5	1,126
0110	ACAPR315	Cap/Reg/Recloser 013150	KU-136500- KY Overhead Conductor	Removals	108901	2022	6	3,886
0110	ACAPR366	Cap/Reg/Recloser 013660	KU-136500- KY Overhead Conductor	Additions	107001	2021	1	6,096
0110	ACAPR366	Cap/Reg/Recloser 013660	KU-136500- KY Overhead Conductor	Additions	107001	2021	2	2,641
0110	ACAPR366	Cap/Reg/Recloser 013660	KU-136500- KY Overhead Conductor	Additions	107001	2021	3	6,096
0110	ACAPR366	Cap/Reg/Recloser 013660	KU-136500- KY Overhead Conductor	Additions	107001	2021	4	1,476
0110	ACAPR366	Cap/Reg/Recloser 013660	KU-136500- KY Overhead Conductor	Additions	107001	2021	5	4,970
0110	ACAPR366	Cap/Reg/Recloser 013660	KU-136500- KY Overhead Conductor	Additions	107001	2021	6	2,641
0110	ACAPR366	Cap/Reg/Recloser 013660	KU-136500- KY Overhead Conductor	Additions	107001	2021	7	7,260
0110	ACAPR366	Cap/Reg/Recloser 013660	KU-136500- KY Overhead Conductor	Additions	107001	2021	8	4,970
0110	ACAPR366	Cap/Reg/Recloser 013660	KU-136500- KY Overhead Conductor	Additions	107001	2021	9	6,096
0110	ACAPR366	Cap/Reg/Recloser 013660	KU-136500- KY Overhead Conductor	Additions	107001	2021	10	4,970
0110	ACAPR366	Cap/Reg/Recloser 013660	KU-136500- KY Overhead Conductor	Additions	107001	2021	11	6,096
0110	ACAPR366	Cap/Reg/Recloser 013660	KU-136500- KY Overhead Conductor	Additions	107001	2021	12	2,290
0110	ACAPR366	Cap/Reg/Recloser 013660	KU-136500- KY Overhead Conductor	Additions	107001	2022	1	6,107
0110	ACAPR366	Cap/Reg/Recloser 013660	KU-136500- KY Overhead Conductor	Additions	107001	2022	2	2,646
0110	ACAPR366	Cap/Reg/Recloser 013660	KU-136500- KY Overhead Conductor	Additions	107001	2022	3	6,107
0110	ACAPR366	Cap/Reg/Recloser 013660	KU-136500- KY Overhead Conductor	Additions	107001	2022	4	1,479
0110	ACAPR366	Cap/Reg/Recloser 013660	KU-136500- KY Overhead Conductor	Additions	107001	2022	5	4,981
0110	ACAPR366	Cap/Reg/Recloser 013660	KU-136500- KY Overhead Conductor	Additions	107001	2022	6	2,646
0110	ACAPR366	Cap/Reg/Recloser 013660	KU-136500- KY Overhead Conductor	Removals	108901	2021	2	2,330
0110	ACAPR366	Cap/Reg/Recloser 013660	KU-136500- KY Overhead Conductor	Removals	108901	2021	3	2,330
0110	ACAPR366	Cap/Reg/Recloser 013660	KU-136500- KY Overhead Conductor	Removals	108901	2021	5	2,330
0110	ACAPR366	Cap/Reg/Recloser 013660	KU-136500- KY Overhead Conductor	Removals	108901	2021	7	2,330
0110	ACAPR366	Cap/Reg/Recloser 013660	KU-136500- KY Overhead Conductor	Removals	108901	2021	8	2,330
0110	ACAPR366	Cap/Reg/Recloser 013660	KU-136500- KY Overhead Conductor	Removals	108901	2021	10	2,330
0110	ACAPR366	Cap/Reg/Recloser 013660	KU-136500- KY Overhead Conductor	Removals	108901	2021	11	2,330
0110	ACAPR366	Cap/Reg/Recloser 013660	KU-136500- KY Overhead Conductor	Removals	108901	2022	2	1,167

0110	ACAPR366	Cap/Reg/Recloser 013660	KU-136500- KY Overhead Conductor	Removals	108901	2022	3	1,167
0110	ACAPR366	Cap/Reg/Recloser 013660	KU-136500- KY Overhead Conductor	Removals	108901	2022	5	1,167
0110	ACAPR416	Cap/Reg/Recloser 014160	KU-136500- KY Overhead Conductor	Additions	107001	2021	1	2,361
0110	ACAPR416	Cap/Reg/Recloser 014160	KU-136500- KY Overhead Conductor	Additions	107001	2021	3	3,607
0110	ACAPR416	Cap/Reg/Recloser 014160	KU-136500- KY Overhead Conductor	Additions	107001	2021	5	2,361
0110	ACAPR416	Cap/Reg/Recloser 014160	KU-136500- KY Overhead Conductor	Additions	107001	2022	1	2,366
0110	ACAPR426	Cap/Reg/Recloser 014260	KU-136500- KY Overhead Conductor	Additions	107001	2021	1	7,356
0110	ACAPR426	Cap/Reg/Recloser 014260	KU-136500- KY Overhead Conductor	Additions	107001	2021	2	8,463
0110	ACAPR426	Cap/Reg/Recloser 014260	KU-136500- KY Overhead Conductor	Additions	107001	2021	3	12,064
0110	ACAPR426	Cap/Reg/Recloser 014260	KU-136500- KY Overhead Conductor	Additions	107001	2021	4	6,110
0110	ACAPR426	Cap/Reg/Recloser 014260	KU-136500- KY Overhead Conductor	Additions	107001	2021	5	9,709
0110	ACAPR426	Cap/Reg/Recloser 014260	KU-136500- KY Overhead Conductor	Additions	107001	2021	6	7,356
0110	ACAPR426	Cap/Reg/Recloser 014260	KU-136500- KY Overhead Conductor	Additions	107001	2021	7	7,356
0110	ACAPR426	Cap/Reg/Recloser 014260	KU-136500- KY Overhead Conductor	Additions	107001	2021	8	8,463
0110	ACAPR426	Cap/Reg/Recloser 014260	KU-136500- KY Overhead Conductor	Additions	107001	2021	9	8,602
0110	ACAPR426	Cap/Reg/Recloser 014260	KU-136500- KY Overhead Conductor	Additions	107001	2021	10	6,110
0110	ACAPR426	Cap/Reg/Recloser 014260	KU-136500- KY Overhead Conductor	Additions	107001	2021	11	6,110
0110	ACAPR426	Cap/Reg/Recloser 014260	KU-136500- KY Overhead Conductor	Additions	107001	2021	12	6,110
0110	ACAPR426	Cap/Reg/Recloser 014260	KU-136500- KY Overhead Conductor	Additions	107001	2022	1	6,110
0110	ACAPR426	Cap/Reg/Recloser 014260	KU-136500- KY Overhead Conductor	Additions	107001	2022	2	7,225
0110	ACAPR426	Cap/Reg/Recloser 014260	KU-136500- KY Overhead Conductor	Additions	107001	2022	3	9,584
0110	ACAPR426	Cap/Reg/Recloser 014260	KU-136500- KY Overhead Conductor	Additions	107001	2022	4	4,864
0110	ACAPR426	Cap/Reg/Recloser 014260	KU-136500- KY Overhead Conductor	Additions	107001	2022	5	8,471
0110	ACAPR426	Cap/Reg/Recloser 014260	KU-136500- KY Overhead Conductor	Additions	107001	2022	6	4,864
0110	ACAPR766	Cap/Reg/Recloser 017660	KU-136500- VA Overhead Conductor	Additions	107001	2021	4	6,061
0110	ACAPR766	Cap/Reg/Recloser 017660	KU-136500- VA Overhead Conductor	Additions	107001	2021	8	6,061
0110	ACAPR766	Cap/Reg/Recloser 017660	KU-136500- VA Overhead Conductor	Additions	107001	2021	9	9,143
0110	ACAPR766	Cap/Reg/Recloser 017660	KU-136500- VA Overhead Conductor	Additions	107001	2021	10	6,061
0110	ACAPR766	Cap/Reg/Recloser 017660	KU-136500- VA Overhead Conductor	Additions	107001	2021	12	6,061
0110	ACAPR766	Cap/Reg/Recloser 017660	KU-136500- VA Overhead Conductor	Additions	107001	2022	3	6,661
0110	ACAPR766	Cap/Reg/Recloser 017660	KU-136500- VA Overhead Conductor	Additions	107001	2022	5	4,819
0110	ANBCD1560	NB Comm OH 011560	KU-136500- KY Overhead Conductor	Additions	107001	2021	1	23,274
0110	ANBCD1560	NB Comm OH 011560	KU-136500- KY Overhead Conductor	Additions	107001	2021	2	25,556
0110	ANBCD1560	NB Comm OH 011560	KU-136500- KY Overhead Conductor	Additions	107001	2021	3	25,556
0110	ANBCD1560	NB Comm OH 011560	KU-136500- KY Overhead Conductor	Additions	107001	2021	4	25,556
0110	ANBCD1560	NB Comm OH 011560	KU-136500- KY Overhead Conductor	Additions	107001	2021	5	18,711
0110	ANBCD1560	NB Comm OH 011560	KU-136500- KY Overhead Conductor	Additions	107001	2021	6	18,711
0110	ANBCD1560	NB Comm OH 011560	KU-136500- KY Overhead Conductor	Additions	107001	2021	7	18,711
0110	ANBCD1560	NB Comm OH 011560	KU-136500- KY Overhead Conductor	Additions	107001	2021	8	18,711
0110	ANBCD1560	NB Comm OH 011560	KU-136500- KY Overhead Conductor	Additions	107001	2021	9	19,957
0110	ANBCD1560	NB Comm OH 011560	KU-136500- KY Overhead Conductor	Additions	107001	2021	10	18,711
0110	ANBCD1560	NB Comm OH 011560	KU-136500- KY Overhead Conductor	Additions	107001	2021	11	19,339
0110	ANBCD1560	NB Comm OH 011560	KU-136500- KY Overhead Conductor	Additions	107001	2021	12	18,711
0110	ANBCD1560	NB Comm OH 011560	KU-136500- KY Overhead Conductor	Additions	107001	2022	1	23,321
0110	ANBCD1560	NB Comm OH 011560	KU-136500- KY Overhead Conductor	Additions	107001	2022	2	21,034
0110	ANBCD1560	NB Comm OH 011560	KU-136500- KY Overhead Conductor	Additions	107001	2022	3	25,609
0110	ANBCD1560	NB Comm OH 011560	KU-136500- KY Overhead Conductor	Additions	107001	2022	4	21,034

0110	ANBCD1560	NB Comm OH 011560	KU-136500- KY Overhead Conductor	Additions	107001	2022	5	21,034
0110	ANBCD1560	NB Comm OH 011560	KU-136500- KY Overhead Conductor	Additions	107001	2022	6	21,034
0110	ANBCD1560	NB Comm OH 011560	KU-136500- KY Overhead Conductor	Removals	108901	2021	1	2,282
0110	ANBCD1560	NB Comm OH 011560	KU-136500- KY Overhead Conductor	Removals	108901	2021	3	2,282
0110	ANBCD1560	NB Comm OH 011560	KU-136500- KY Overhead Conductor	Removals	108901	2021	5	2,282
0110	ANBCD1560	NB Comm OH 011560	KU-136500- KY Overhead Conductor	Removals	108901	2021	8	2,282
0110	ANBCD1560	NB Comm OH 011560	KU-136500- KY Overhead Conductor	Removals	108901	2021	9	2,282
0110	ANBCD1560	NB Comm OH 011560	KU-136500- KY Overhead Conductor	Removals	108901	2021	10	2,282
0110	ANBCD1560	NB Comm OH 011560	KU-136500- KY Overhead Conductor	Removals	108901	2022	1	2,288
0110	ANBCD1560	NB Comm OH 011560	KU-136500- KY Overhead Conductor	Removals	108901	2022	2	2,288
0110	ANBCD1560	NB Comm OH 011560	KU-136500- KY Overhead Conductor	Removals	108901	2022	3	2,288
0110	ANBCD1560	NB Comm OH 011560	KU-136500- KY Overhead Conductor	Removals	108901	2022	5	2,288
0110	ANBCD156U	NB Comm UG 011560	KU-136700- KY Undergrnd Conductors	Additions	107001	2021	1	8,092
0110	ANBCD156U	NB Comm UG 011560	KU-136700- KY Undergrnd Conductors	Additions	107001	2021	2	10,373
0110	ANBCD156U	NB Comm UG 011560	KU-136700- KY Undergrnd Conductors	Additions	107001	2021	3	12,655
0110	ANBCD156U	NB Comm UG 011560	KU-136700- KY Undergrnd Conductors	Additions	107001	2021	4	12,655
0110	ANBCD156U	NB Comm UG 011560	KU-136700- KY Undergrnd Conductors	Additions	107001	2021	5	8,092
0110	ANBCD156U	NB Comm UG 011560	KU-136700- KY Undergrnd Conductors	Additions	107001	2021	6	10,373
0110	ANBCD156U	NB Comm UG 011560	KU-136700- KY Undergrnd Conductors	Additions	107001	2021	7	8,092
0110	ANBCD156U	NB Comm UG 011560	KU-136700- KY Undergrnd Conductors	Additions	107001	2021	8	12,655
0110	ANBCD156U	NB Comm UG 011560	KU-136700- KY Undergrnd Conductors	Additions	107001	2021	9	12,655
0110	ANBCD156U	NB Comm UG 011560	KU-136700- KY Undergrnd Conductors	Additions	107001	2021	10	10,373
0110	ANBCD156U	NB Comm UG 011560	KU-136700- KY Undergrnd Conductors	Additions	107001	2021	11	7,835
0110	ANBCD156U	NB Comm UG 011560	KU-136700- KY Undergrnd Conductors	Additions	107001	2021	12	8,092
0110	ANBCD156U	NB Comm UG 011560	KU-136700- KY Undergrnd Conductors	Additions	107001	2022	2	12,681
0110	ANBCD156U	NB Comm UG 011560	KU-136700- KY Undergrnd Conductors	Additions	107001	2022	3	12,681
0110	ANBCD156U	NB Comm UG 011560	KU-136700- KY Undergrnd Conductors	Additions	107001	2022	4	12,681
0110	ANBCD156U	NB Comm UG 011560	KU-136700- KY Undergrnd Conductors	Additions	107001	2022	5	12,681
0110	ANBCD156U	NB Comm UG 011560	KU-136700- KY Undergrnd Conductors	Additions	107001	2022	6	12,681
0110	ANBCD156U	NB Comm UG 011560	KU-136700- KY Undergrnd Conductors	Removals	108901	2021	2	2,282
0110	ANBCD156U	NB Comm UG 011560	KU-136700- KY Undergrnd Conductors	Removals	108901	2021	5	2,282
0110	ANBCD156U	NB Comm UG 011560	KU-136700- KY Undergrnd Conductors	Removals	108901	2021	7	2,282
0110	ANBCD156U	NB Comm UG 011560	KU-136700- KY Undergrnd Conductors	Removals	108901	2022	3	2,288
0110	ANBCD2160	NB Comm OH 012160	KU-136500- KY Overhead Conductor	Additions	107001	2021	1	32,152
0110	ANBCD2160	NB Comm OH 012160	KU-136500- KY Overhead Conductor	Additions	107001	2021	2	32,152
0110	ANBCD2160	NB Comm OH 012160	KU-136500- KY Overhead Conductor	Additions	107001	2021	3	33,885
0110	ANBCD2160	NB Comm OH 012160	KU-136500- KY Overhead Conductor	Additions	107001	2021	4	32,152
0110	ANBCD2160	NB Comm OH 012160	KU-136500- KY Overhead Conductor	Additions	107001	2021	5	33,885
0110	ANBCD2160	NB Comm OH 012160	KU-136500- KY Overhead Conductor	Additions	107001	2021	6	32,152
0110	ANBCD2160	NB Comm OH 012160	KU-136500- KY Overhead Conductor	Additions	107001	2021	7	32,152
0110	ANBCD2160	NB Comm OH 012160	KU-136500- KY Overhead Conductor	Additions	107001	2021	8	33,885
0110	ANBCD2160	NB Comm OH 012160	KU-136500- KY Overhead Conductor	Additions	107001	2021	9	33,885
0110	ANBCD2160	NB Comm OH 012160	KU-136500- KY Overhead Conductor	Additions	107001	2021	10	32,152
0110	ANBCD2160	NB Comm OH 012160	KU-136500- KY Overhead Conductor	Additions	107001	2021	11	34,370
0110	ANBCD2160	NB Comm OH 012160	KU-136500- KY Overhead Conductor	Additions	107001	2021	12	30,906
0110	ANBCD2160	NB Comm OH 012160	KU-136500- KY Overhead Conductor	Additions	107001	2022	1	32,957
0110	ANBCD2160	NB Comm OH 012160	KU-136500- KY Overhead Conductor	Additions	107001	2022	2	32,467

0110	ANBCD2360	NB Comm OH 012360	KU-136500- KY Overhead Conductor	Additions	107001	2021	3	26,224
0110	ANBCD2360	NB Comm OH 012360	KU-136500- KY Overhead Conductor	Additions	107001	2021	4	20,828
0110	ANBCD2360	NB Comm OH 012360	KU-136500- KY Overhead Conductor	Additions	107001	2021	5	21,095
0110	ANBCD2360	NB Comm OH 012360	KU-136500- KY Overhead Conductor	Additions	107001	2021	6	23,341
0110	ANBCD2360	NB Comm OH 012360	KU-136500- KY Overhead Conductor	Additions	107001	2021	7	21,270
0110	ANBCD2360	NB Comm OH 012360	KU-136500- KY Overhead Conductor	Additions	107001	2021	8	24,464
0110	ANBCD2360	NB Comm OH 012360	KU-136500- KY Overhead Conductor	Additions	107001	2021	9	26,330
0110	ANBCD2360	NB Comm OH 012360	KU-136500- KY Overhead Conductor	Additions	107001	2021	10	28,142
0110	ANBCD2360	NB Comm OH 012360	KU-136500- KY Overhead Conductor	Additions	107001	2021	11	20,552
0110	ANBCD2360	NB Comm OH 012360	KU-136500- KY Overhead Conductor	Additions	107001	2021	12	18,927
0110	ANBCD2360	NB Comm OH 012360	KU-136500- KY Overhead Conductor	Additions	107001	2022	1	24,198
0110	ANBCD2360	NB Comm OH 012360	KU-136500- KY Overhead Conductor	Additions	107001	2022	2	24,242
0110	ANBCD2360	NB Comm OH 012360	KU-136500- KY Overhead Conductor	Additions	107001	2022	3	26,275
0110	ANBCD2360	NB Comm OH 012360	KU-136500- KY Overhead Conductor	Additions	107001	2022	4	24,242
0110	ANBCD2360	NB Comm OH 012360	KU-136500- KY Overhead Conductor	Additions	107001	2022	5	24,509
0110	ANBCD2360	NB Comm OH 012360	KU-136500- KY Overhead Conductor	Additions	107001	2022	6	24,509
0110	ANBCD2360	NB Comm OH 012360	KU-136500- KY Overhead Conductor	Removals	108901	2021	1	2,246
0110	ANBCD2360	NB Comm OH 012360	KU-136500- KY Overhead Conductor	Removals	108901	2021	2	2,246
0110	ANBCD2360	NB Comm OH 012360	KU-136500- KY Overhead Conductor	Removals	108901	2021	3	2,246
0110	ANBCD2360	NB Comm OH 012360	KU-136500- KY Overhead Conductor	Removals	108901	2021	4	2,246
0110	ANBCD2360	NB Comm OH 012360	KU-136500- KY Overhead Conductor	Removals	108901	2021	5	2,246
0110	ANBCD2360	NB Comm OH 012360	KU-136500- KY Overhead Conductor	Removals	108901	2021	6	2,246
0110	ANBCD2360	NB Comm OH 012360	KU-136500- KY Overhead Conductor	Removals	108901	2021	7	2,246
0110	ANBCD2360	NB Comm OH 012360	KU-136500- KY Overhead Conductor	Removals	108901	2021	8	2,246
0110	ANBCD2360	NB Comm OH 012360	KU-136500- KY Overhead Conductor	Removals	108901	2021	9	2,246
0110	ANBCD2360	NB Comm OH 012360	KU-136500- KY Overhead Conductor	Removals	108901	2021	10	2,246
0110	ANBCD2360	NB Comm OH 012360	KU-136500- KY Overhead Conductor	Removals	108901	2021	11	2,246
0110	ANBCD2360	NB Comm OH 012360	KU-136500- KY Overhead Conductor	Removals	108901	2021	12	2,246
0110	ANBCD2360	NB Comm OH 012360	KU-136500- KY Overhead Conductor	Removals	108901	2022	1	2,251
0110	ANBCD2360	NB Comm OH 012360	KU-136500- KY Overhead Conductor	Removals	108901	2022	2	2,251
0110	ANBCD2360	NB Comm OH 012360	KU-136500- KY Overhead Conductor	Removals	108901	2022	3	2,251
0110	ANBCD2360	NB Comm OH 012360	KU-136500- KY Overhead Conductor	Removals	108901	2022	4	2,251
0110	ANBCD2360	NB Comm OH 012360	KU-136500- KY Overhead Conductor	Removals	108901	2022	5	2,251
0110	ANBCD2360	NB Comm OH 012360	KU-136500- KY Overhead Conductor	Removals	108901	2022	6	2,251
0110	ANBCD236U	NB Comm UG 012360	KU-136700- KY Undergrnd Conductors	Additions	107001	2021	1	24,764
0110	ANBCD236U	NB Comm UG 012360	KU-136700- KY Undergrnd Conductors	Additions	107001	2021	2	24,764
0110	ANBCD236U	NB Comm UG 012360	KU-136700- KY Undergrnd Conductors	Additions	107001	2021	3	24,764
0110	ANBCD236U	NB Comm UG 012360	KU-136700- KY Undergrnd Conductors	Additions	107001	2021	4	24,764
0110	ANBCD236U	NB Comm UG 012360	KU-136700- KY Undergrnd Conductors	Additions	107001	2021	5	29,297
0110	ANBCD236U	NB Comm UG 012360	KU-136700- KY Undergrnd Conductors	Additions	107001	2021	6	24,453
0110	ANBCD236U	NB Comm UG 012360	KU-136700- KY Undergrnd Conductors	Additions	107001	2021	7	24,764
0110	ANBCD236U	NB Comm UG 012360	KU-136700- KY Undergrnd Conductors	Additions	107001	2021	8	24,764
0110	ANBCD236U	NB Comm UG 012360	KU-136700- KY Undergrnd Conductors	Additions	107001	2021	9	27,010
0110	ANBCD236U	NB Comm UG 012360	KU-136700- KY Undergrnd Conductors	Additions	107001	2021	10	28,284
0110	ANBCD236U	NB Comm UG 012360	KU-136700- KY Undergrnd Conductors	Additions	107001	2021	11	23,231
0110	ANBCD236U	NB Comm UG 012360	KU-136700- KY Undergrnd Conductors	Additions	107001	2021	12	21,395
0110	ANBCD236U	NB Comm UG 012360	KU-136700- KY Undergrnd Conductors	Additions	107001	2022	1	25,904

0110	ANBCD236U	NB Comm UG 012360	KU-136700- KY Undergrnd Conductors	Additions	107001	2022	2	25,904
0110	ANBCD236U	NB Comm UG 012360	KU-136700- KY Undergrnd Conductors	Additions	107001	2022	3	28,774
0110	ANBCD236U	NB Comm UG 012360	KU-136700- KY Undergrnd Conductors	Additions	107001	2022	4	23,146
0110	ANBCD236U	NB Comm UG 012360	KU-136700- KY Undergrnd Conductors	Additions	107001	2022	5	28,552
0110	ANBCD236U	NB Comm UG 012360	KU-136700- KY Undergrnd Conductors	Additions	107001	2022	6	25,086
0110	ANBCD236U	NB Comm UG 012360	KU-136700- KY Undergrnd Conductors	Removals	108901	2021	1	2,246
0110	ANBCD236U	NB Comm UG 012360	KU-136700- KY Undergrnd Conductors	Removals	108901	2021	2	2,246
0110	ANBCD236U	NB Comm UG 012360	KU-136700- KY Undergrnd Conductors	Removals	108901	2021	3	2,246
0110	ANBCD236U	NB Comm UG 012360	KU-136700- KY Undergrnd Conductors	Removals	108901	2021	4	2,246
0110	ANBCD236U	NB Comm UG 012360	KU-136700- KY Undergrnd Conductors	Removals	108901	2021	5	2,246
0110	ANBCD236U	NB Comm UG 012360	KU-136700- KY Undergrnd Conductors	Removals	108901	2021	6	2,246
0110	ANBCD236U	NB Comm UG 012360	KU-136700- KY Undergrnd Conductors	Removals	108901	2021	7	2,246
0110	ANBCD236U	NB Comm UG 012360	KU-136700- KY Undergrnd Conductors	Removals	108901	2021	8	2,246
0110	ANBCD236U	NB Comm UG 012360	KU-136700- KY Undergrnd Conductors	Removals	108901	2021	9	2,246
0110	ANBCD236U	NB Comm UG 012360	KU-136700- KY Undergrnd Conductors	Removals	108901	2021	10	2,246
0110	ANBCD236U	NB Comm UG 012360	KU-136700- KY Undergrnd Conductors	Removals	108901	2021	11	2,246
0110	ANBCD236U	NB Comm UG 012360	KU-136700- KY Undergrnd Conductors	Removals	108901	2021	12	2,246
0110	ANBCD236U	NB Comm UG 012360	KU-136700- KY Undergrnd Conductors	Removals	108901	2022	1	2,251
0110	ANBCD236U	NB Comm UG 012360	KU-136700- KY Undergrnd Conductors	Removals	108901	2022	2	2,251
0110	ANBCD236U	NB Comm UG 012360	KU-136700- KY Undergrnd Conductors	Removals	108901	2022	3	2,251
0110	ANBCD236U	NB Comm UG 012360	KU-136700- KY Undergrnd Conductors	Removals	108901	2022	4	2,251
0110	ANBCD236U	NB Comm UG 012360	KU-136700- KY Undergrnd Conductors	Removals	108901	2022	5	2,251
0110	ANBCD236U	NB Comm UG 012360	KU-136700- KY Undergrnd Conductors	Removals	108901	2022	6	2,251
0110	ANBCD246O	NB Comm OH 012460	KU-136500- KY Overhead Conductor	Additions	107001	2021	1	19,617
0110	ANBCD246O	NB Comm OH 012460	KU-136500- KY Overhead Conductor	Additions	107001	2021	2	17,481
0110	ANBCD246O	NB Comm OH 012460	KU-136500- KY Overhead Conductor	Additions	107001	2021	3	20,325
0110	ANBCD246O	NB Comm OH 012460	KU-136500- KY Overhead Conductor	Additions	107001	2021	4	21,923
0110	ANBCD246O	NB Comm OH 012460	KU-136500- KY Overhead Conductor	Additions	107001	2021	5	27,175
0110	ANBCD246O	NB Comm OH 012460	KU-136500- KY Overhead Conductor	Additions	107001	2021	6	21,467
0110	ANBCD246O	NB Comm OH 012460	KU-136500- KY Overhead Conductor	Additions	107001	2021	7	25,120
0110	ANBCD246O	NB Comm OH 012460	KU-136500- KY Overhead Conductor	Additions	107001	2021	8	34,024
0110	ANBCD246O	NB Comm OH 012460	KU-136500- KY Overhead Conductor	Additions	107001	2021	9	29,213
0110	ANBCD246O	NB Comm OH 012460	KU-136500- KY Overhead Conductor	Additions	107001	2021	10	26,796
0110	ANBCD246O	NB Comm OH 012460	KU-136500- KY Overhead Conductor	Additions	107001	2021	11	29,458
0110	ANBCD246O	NB Comm OH 012460	KU-136500- KY Overhead Conductor	Additions	107001	2021	12	27,175
0110	ANBCD246O	NB Comm OH 012460	KU-136500- KY Overhead Conductor	Additions	107001	2022	1	19,651
0110	ANBCD246O	NB Comm OH 012460	KU-136500- KY Overhead Conductor	Additions	107001	2022	2	24,210
0110	ANBCD246O	NB Comm OH 012460	KU-136500- KY Overhead Conductor	Additions	107001	2022	3	26,843
0110	ANBCD246O	NB Comm OH 012460	KU-136500- KY Overhead Conductor	Additions	107001	2022	4	21,961
0110	ANBCD246O	NB Comm OH 012460	KU-136500- KY Overhead Conductor	Additions	107001	2022	5	29,508
0110	ANBCD246O	NB Comm OH 012460	KU-136500- KY Overhead Conductor	Additions	107001	2022	6	26,077
0110	ANBCD246O	NB Comm OH 012460	KU-136500- KY Overhead Conductor	Removals	108901	2021	1	1,370
0110	ANBCD246O	NB Comm OH 012460	KU-136500- KY Overhead Conductor	Removals	108901	2021	2	1,370
0110	ANBCD246O	NB Comm OH 012460	KU-136500- KY Overhead Conductor	Removals	108901	2021	4	1,370
0110	ANBCD246O	NB Comm OH 012460	KU-136500- KY Overhead Conductor	Removals	108901	2021	5	1,370
0110	ANBCD246O	NB Comm OH 012460	KU-136500- KY Overhead Conductor	Removals	108901	2021	7	1,599
0110	ANBCD246O	NB Comm OH 012460	KU-136500- KY Overhead Conductor	Removals	108901	2021	9	1,599

0110	ANBCD2460	NB Comm OH 012460	KU-136500- KY Overhead Conductor	Removals	108901	2021	11	1,599
0110	ANBCD2460	NB Comm OH 012460	KU-136500- KY Overhead Conductor	Removals	108901	2022	1	1,372
0110	ANBCD2460	NB Comm OH 012460	KU-136500- KY Overhead Conductor	Removals	108901	2022	2	1,372
0110	ANBCD2460	NB Comm OH 012460	KU-136500- KY Overhead Conductor	Removals	108901	2022	4	1,372
0110	ANBCD2460	NB Comm OH 012460	KU-136500- KY Overhead Conductor	Removals	108901	2022	5	1,372
0110	ANBCD246U	NB Comm UG 012460	KU-136700- KY Undergrnd Conductors	Additions	107001	2021	1	6,248
0110	ANBCD246U	NB Comm UG 012460	KU-136700- KY Undergrnd Conductors	Additions	107001	2021	2	3,737
0110	ANBCD246U	NB Comm UG 012460	KU-136700- KY Undergrnd Conductors	Additions	107001	2021	3	9,444
0110	ANBCD246U	NB Comm UG 012460	KU-136700- KY Undergrnd Conductors	Additions	107001	2021	4	9,444
0110	ANBCD246U	NB Comm UG 012460	KU-136700- KY Undergrnd Conductors	Additions	107001	2021	5	9,444
0110	ANBCD246U	NB Comm UG 012460	KU-136700- KY Undergrnd Conductors	Additions	107001	2021	6	3,737
0110	ANBCD246U	NB Comm UG 012460	KU-136700- KY Undergrnd Conductors	Additions	107001	2021	7	9,828
0110	ANBCD246U	NB Comm UG 012460	KU-136700- KY Undergrnd Conductors	Additions	107001	2021	8	8,874
0110	ANBCD246U	NB Comm UG 012460	KU-136700- KY Undergrnd Conductors	Additions	107001	2021	9	9,444
0110	ANBCD246U	NB Comm UG 012460	KU-136700- KY Undergrnd Conductors	Additions	107001	2021	10	9,444
0110	ANBCD246U	NB Comm UG 012460	KU-136700- KY Undergrnd Conductors	Additions	107001	2021	11	9,444
0110	ANBCD246U	NB Comm UG 012460	KU-136700- KY Undergrnd Conductors	Additions	107001	2021	12	11,727
0110	ANBCD246U	NB Comm UG 012460	KU-136700- KY Undergrnd Conductors	Additions	107001	2022	1	6,258
0110	ANBCD246U	NB Comm UG 012460	KU-136700- KY Undergrnd Conductors	Additions	107001	2022	2	3,743
0110	ANBCD246U	NB Comm UG 012460	KU-136700- KY Undergrnd Conductors	Additions	107001	2022	3	9,460
0110	ANBCD246U	NB Comm UG 012460	KU-136700- KY Undergrnd Conductors	Additions	107001	2022	4	9,460
0110	ANBCD246U	NB Comm UG 012460	KU-136700- KY Undergrnd Conductors	Additions	107001	2022	5	14,035
0110	ANBCD246U	NB Comm UG 012460	KU-136700- KY Undergrnd Conductors	Additions	107001	2022	6	3,743
0110	ANBCD246U	NB Comm UG 012460	KU-136700- KY Undergrnd Conductors	Removals	108901	2021	1	3,425
0110	ANBCD246U	NB Comm UG 012460	KU-136700- KY Undergrnd Conductors	Removals	108901	2021	2	6,849
0110	ANBCD246U	NB Comm UG 012460	KU-136700- KY Undergrnd Conductors	Removals	108901	2021	3	3,425
0110	ANBCD246U	NB Comm UG 012460	KU-136700- KY Undergrnd Conductors	Removals	108901	2021	4	6,849
0110	ANBCD246U	NB Comm UG 012460	KU-136700- KY Undergrnd Conductors	Removals	108901	2021	5	3,425
0110	ANBCD246U	NB Comm UG 012460	KU-136700- KY Undergrnd Conductors	Removals	108901	2021	6	6,849
0110	ANBCD246U	NB Comm UG 012460	KU-136700- KY Undergrnd Conductors	Removals	108901	2021	7	3,425
0110	ANBCD246U	NB Comm UG 012460	KU-136700- KY Undergrnd Conductors	Removals	108901	2021	8	6,849
0110	ANBCD246U	NB Comm UG 012460	KU-136700- KY Undergrnd Conductors	Removals	108901	2021	9	4,566
0110	ANBCD246U	NB Comm UG 012460	KU-136700- KY Undergrnd Conductors	Removals	108901	2021	10	6,849
0110	ANBCD246U	NB Comm UG 012460	KU-136700- KY Undergrnd Conductors	Removals	108901	2021	11	6,849
0110	ANBCD246U	NB Comm UG 012460	KU-136700- KY Undergrnd Conductors	Removals	108901	2021	12	6,849
0110	ANBCD246U	NB Comm UG 012460	KU-136700- KY Undergrnd Conductors	Removals	108901	2022	1	3,431
0110	ANBCD246U	NB Comm UG 012460	KU-136700- KY Undergrnd Conductors	Removals	108901	2022	2	6,861
0110	ANBCD246U	NB Comm UG 012460	KU-136700- KY Undergrnd Conductors	Removals	108901	2022	3	3,431
0110	ANBCD246U	NB Comm UG 012460	KU-136700- KY Undergrnd Conductors	Removals	108901	2022	4	6,861
0110	ANBCD246U	NB Comm UG 012460	KU-136700- KY Undergrnd Conductors	Removals	108901	2022	5	3,431
0110	ANBCD246U	NB Comm UG 012460	KU-136700- KY Undergrnd Conductors	Removals	108901	2022	6	6,861
0110	ANBCD2560	NB Comm OH 012560	KU-136500- KY Overhead Conductor	Additions	107001	2021	1	24,328
0110	ANBCD2560	NB Comm OH 012560	KU-136500- KY Overhead Conductor	Additions	107001	2021	2	22,782
0110	ANBCD2560	NB Comm OH 012560	KU-136500- KY Overhead Conductor	Additions	107001	2021	3	24,328
0110	ANBCD2560	NB Comm OH 012560	KU-136500- KY Overhead Conductor	Additions	107001	2021	4	22,782
0110	ANBCD2560	NB Comm OH 012560	KU-136500- KY Overhead Conductor	Additions	107001	2021	5	23,405
0110	ANBCD2560	NB Comm OH 012560	KU-136500- KY Overhead Conductor	Additions	107001	2021	6	25,437

0110	ANBCD256O	NB Comm OH 012560	KU-136500- KY Overhead Conductor	Additions	107001	2021	7	28,265
0110	ANBCD256O	NB Comm OH 012560	KU-136500- KY Overhead Conductor	Additions	107001	2021	8	22,470
0110	ANBCD256O	NB Comm OH 012560	KU-136500- KY Overhead Conductor	Additions	107001	2021	9	25,675
0110	ANBCD256O	NB Comm OH 012560	KU-136500- KY Overhead Conductor	Additions	107001	2021	10	26,143
0110	ANBCD256O	NB Comm OH 012560	KU-136500- KY Overhead Conductor	Additions	107001	2021	11	25,222
0110	ANBCD256O	NB Comm OH 012560	KU-136500- KY Overhead Conductor	Additions	107001	2021	12	23,935
0110	ANBCD256O	NB Comm OH 012560	KU-136500- KY Overhead Conductor	Additions	107001	2022	1	26,718
0110	ANBCD256O	NB Comm OH 012560	KU-136500- KY Overhead Conductor	Additions	107001	2022	2	26,657
0110	ANBCD256O	NB Comm OH 012560	KU-136500- KY Overhead Conductor	Additions	107001	2022	3	27,888
0110	ANBCD256O	NB Comm OH 012560	KU-136500- KY Overhead Conductor	Additions	107001	2022	4	18,228
0110	ANBCD256O	NB Comm OH 012560	KU-136500- KY Overhead Conductor	Additions	107001	2022	5	32,079
0110	ANBCD256O	NB Comm OH 012560	KU-136500- KY Overhead Conductor	Additions	107001	2022	6	24,319
0110	ANBCD256O	NB Comm OH 012560	KU-136500- KY Overhead Conductor	Removals	108901	2021	1	359
0110	ANBCD256O	NB Comm OH 012560	KU-136500- KY Overhead Conductor	Removals	108901	2021	2	359
0110	ANBCD256O	NB Comm OH 012560	KU-136500- KY Overhead Conductor	Removals	108901	2021	3	1,283
0110	ANBCD256O	NB Comm OH 012560	KU-136500- KY Overhead Conductor	Removals	108901	2021	5	924
0110	ANBCD256O	NB Comm OH 012560	KU-136500- KY Overhead Conductor	Removals	108901	2021	7	1,283
0110	ANBCD256O	NB Comm OH 012560	KU-136500- KY Overhead Conductor	Removals	108901	2021	9	1,283
0110	ANBCD256O	NB Comm OH 012560	KU-136500- KY Overhead Conductor	Removals	108901	2021	11	359
0110	ANBCD256O	NB Comm OH 012560	KU-136500- KY Overhead Conductor	Removals	108901	2022	1	467
0110	ANBCD256O	NB Comm OH 012560	KU-136500- KY Overhead Conductor	Removals	108901	2022	2	467
0110	ANBCD256O	NB Comm OH 012560	KU-136500- KY Overhead Conductor	Removals	108901	2022	3	1,394
0110	ANBCD256O	NB Comm OH 012560	KU-136500- KY Overhead Conductor	Removals	108901	2022	5	927
0110	ANBCD256U	NB Comm UG 012560	KU-136700- KY Undergrnd Conductors	Additions	107001	2021	1	17,577
0110	ANBCD256U	NB Comm UG 012560	KU-136700- KY Undergrnd Conductors	Additions	107001	2021	2	20,682
0110	ANBCD256U	NB Comm UG 012560	KU-136700- KY Undergrnd Conductors	Additions	107001	2021	3	24,785
0110	ANBCD256U	NB Comm UG 012560	KU-136700- KY Undergrnd Conductors	Additions	107001	2021	4	25,314
0110	ANBCD256U	NB Comm UG 012560	KU-136700- KY Undergrnd Conductors	Additions	107001	2021	5	24,432
0110	ANBCD256U	NB Comm UG 012560	KU-136700- KY Undergrnd Conductors	Additions	107001	2021	6	24,877
0110	ANBCD256U	NB Comm UG 012560	KU-136700- KY Undergrnd Conductors	Additions	107001	2021	7	24,032
0110	ANBCD256U	NB Comm UG 012560	KU-136700- KY Undergrnd Conductors	Additions	107001	2021	8	26,403
0110	ANBCD256U	NB Comm UG 012560	KU-136700- KY Undergrnd Conductors	Additions	107001	2021	9	26,317
0110	ANBCD256U	NB Comm UG 012560	KU-136700- KY Undergrnd Conductors	Additions	107001	2021	10	26,724
0110	ANBCD256U	NB Comm UG 012560	KU-136700- KY Undergrnd Conductors	Additions	107001	2021	11	20,533
0110	ANBCD256U	NB Comm UG 012560	KU-136700- KY Undergrnd Conductors	Additions	107001	2021	12	25,557
0110	ANBCD256U	NB Comm UG 012560	KU-136700- KY Undergrnd Conductors	Additions	107001	2022	1	18,805
0110	ANBCD256U	NB Comm UG 012560	KU-136700- KY Undergrnd Conductors	Additions	107001	2022	2	20,729
0110	ANBCD256U	NB Comm UG 012560	KU-136700- KY Undergrnd Conductors	Additions	107001	2022	3	25,408
0110	ANBCD256U	NB Comm UG 012560	KU-136700- KY Undergrnd Conductors	Additions	107001	2022	4	25,374
0110	ANBCD256U	NB Comm UG 012560	KU-136700- KY Undergrnd Conductors	Additions	107001	2022	5	27,392
0110	ANBCD256U	NB Comm UG 012560	KU-136700- KY Undergrnd Conductors	Additions	107001	2022	6	23,764
0110	ANBCD256U	NB Comm UG 012560	KU-136700- KY Undergrnd Conductors	Removals	108901	2021	1	467
0110	ANBCD256U	NB Comm UG 012560	KU-136700- KY Undergrnd Conductors	Removals	108901	2021	3	580
0110	ANBCD256U	NB Comm UG 012560	KU-136700- KY Undergrnd Conductors	Removals	108901	2021	5	467
0110	ANBCD256U	NB Comm UG 012560	KU-136700- KY Undergrnd Conductors	Removals	108901	2021	7	580
0110	ANBCD256U	NB Comm UG 012560	KU-136700- KY Undergrnd Conductors	Removals	108901	2021	9	467
0110	ANBCD256U	NB Comm UG 012560	KU-136700- KY Undergrnd Conductors	Removals	108901	2021	11	580

0110	ANBCD256U	NB Comm UG 012560	KU-136700- KY Undergrnd Conductors	Removals	108901	2022	1	467
0110	ANBCD256U	NB Comm UG 012560	KU-136700- KY Undergrnd Conductors	Removals	108901	2022	3	580
0110	ANBCD256U	NB Comm UG 012560	KU-136700- KY Undergrnd Conductors	Removals	108901	2022	5	467
0110	ANBCD3150	NB Comm OH 013150	KU-136500- KY Overhead Conductor	Additions	107001	2021	1	99,334
0110	ANBCD3150	NB Comm OH 013150	KU-136500- KY Overhead Conductor	Additions	107001	2021	2	97,153
0110	ANBCD3150	NB Comm OH 013150	KU-136500- KY Overhead Conductor	Additions	107001	2021	3	108,249
0110	ANBCD3150	NB Comm OH 013150	KU-136500- KY Overhead Conductor	Additions	107001	2021	4	112,492
0110	ANBCD3150	NB Comm OH 013150	KU-136500- KY Overhead Conductor	Additions	107001	2021	5	92,342
0110	ANBCD3150	NB Comm OH 013150	KU-136500- KY Overhead Conductor	Additions	107001	2021	6	98,279
0110	ANBCD3150	NB Comm OH 013150	KU-136500- KY Overhead Conductor	Additions	107001	2021	7	92,222
0110	ANBCD3150	NB Comm OH 013150	KU-136500- KY Overhead Conductor	Additions	107001	2021	8	100,525
0110	ANBCD3150	NB Comm OH 013150	KU-136500- KY Overhead Conductor	Additions	107001	2021	9	90,976
0110	ANBCD3150	NB Comm OH 013150	KU-136500- KY Overhead Conductor	Additions	107001	2021	10	91,096
0110	ANBCD3150	NB Comm OH 013150	KU-136500- KY Overhead Conductor	Additions	107001	2021	11	87,979
0110	ANBCD3150	NB Comm OH 013150	KU-136500- KY Overhead Conductor	Additions	107001	2021	12	96,584
0110	ANBCD3150	NB Comm OH 013150	KU-136500- KY Overhead Conductor	Additions	107001	2022	1	102,560
0110	ANBCD3150	NB Comm OH 013150	KU-136500- KY Overhead Conductor	Additions	107001	2022	2	106,933
0110	ANBCD3150	NB Comm OH 013150	KU-136500- KY Overhead Conductor	Additions	107001	2022	3	112,552
0110	ANBCD3150	NB Comm OH 013150	KU-136500- KY Overhead Conductor	Additions	107001	2022	4	113,492
0110	ANBCD3150	NB Comm OH 013150	KU-136500- KY Overhead Conductor	Additions	107001	2022	5	108,633
0110	ANBCD3150	NB Comm OH 013150	KU-136500- KY Overhead Conductor	Additions	107001	2022	6	100,373
0110	ANBCD3150	NB Comm OH 013150	KU-136500- KY Overhead Conductor	Removals	108901	2021	3	5,002
0110	ANBCD3150	NB Comm OH 013150	KU-136500- KY Overhead Conductor	Removals	108901	2021	4	1,695
0110	ANBCD3150	NB Comm OH 013150	KU-136500- KY Overhead Conductor	Removals	108901	2021	5	2,821
0110	ANBCD3150	NB Comm OH 013150	KU-136500- KY Overhead Conductor	Removals	108901	2021	6	3,876
0110	ANBCD3150	NB Comm OH 013150	KU-136500- KY Overhead Conductor	Removals	108901	2021	7	1,695
0110	ANBCD3150	NB Comm OH 013150	KU-136500- KY Overhead Conductor	Removals	108901	2021	8	2,181
0110	ANBCD3150	NB Comm OH 013150	KU-136500- KY Overhead Conductor	Removals	108901	2021	9	3,876
0110	ANBCD3150	NB Comm OH 013150	KU-136500- KY Overhead Conductor	Removals	108901	2021	11	1,695
0110	ANBCD3150	NB Comm OH 013150	KU-136500- KY Overhead Conductor	Removals	108901	2021	12	1,695
0110	ANBCD3150	NB Comm OH 013150	KU-136500- KY Overhead Conductor	Removals	108901	2022	2	2,186
0110	ANBCD3150	NB Comm OH 013150	KU-136500- KY Overhead Conductor	Removals	108901	2022	3	5,012
0110	ANBCD3150	NB Comm OH 013150	KU-136500- KY Overhead Conductor	Removals	108901	2022	4	1,700
0110	ANBCD3150	NB Comm OH 013150	KU-136500- KY Overhead Conductor	Removals	108901	2022	5	2,826
0110	ANBCD3150	NB Comm OH 013150	KU-136500- KY Overhead Conductor	Removals	108901	2022	6	3,886
0110	ANBCD315U	NB Comm UG 013150	KU-136700- KY Undergrnd Conductors	Additions	107001	2021	1	156,728
0110	ANBCD315U	NB Comm UG 013150	KU-136700- KY Undergrnd Conductors	Additions	107001	2021	2	159,521
0110	ANBCD315U	NB Comm UG 013150	KU-136700- KY Undergrnd Conductors	Additions	107001	2021	3	172,122
0110	ANBCD315U	NB Comm UG 013150	KU-136700- KY Undergrnd Conductors	Additions	107001	2021	4	158,100
0110	ANBCD315U	NB Comm UG 013150	KU-136700- KY Undergrnd Conductors	Additions	107001	2021	5	153,547
0110	ANBCD315U	NB Comm UG 013150	KU-136700- KY Undergrnd Conductors	Additions	107001	2021	6	158,100
0110	ANBCD315U	NB Comm UG 013150	KU-136700- KY Undergrnd Conductors	Additions	107001	2021	7	155,224
0110	ANBCD315U	NB Comm UG 013150	KU-136700- KY Undergrnd Conductors	Additions	107001	2021	8	156,854
0110	ANBCD315U	NB Comm UG 013150	KU-136700- KY Undergrnd Conductors	Additions	107001	2021	9	156,974
0110	ANBCD315U	NB Comm UG 013150	KU-136700- KY Undergrnd Conductors	Additions	107001	2021	10	148,616
0110	ANBCD315U	NB Comm UG 013150	KU-136700- KY Undergrnd Conductors	Additions	107001	2021	11	149,131
0110	ANBCD315U	NB Comm UG 013150	KU-136700- KY Undergrnd Conductors	Additions	107001	2021	12	147,194

0110	ANBCD315U	NB Comm UG 013150	KU-136700- KY Undergrnd Conductors	Additions	107001	2022	1	163,494
0110	ANBCD315U	NB Comm UG 013150	KU-136700- KY Undergrnd Conductors	Additions	107001	2022	2	164,106
0110	ANBCD315U	NB Comm UG 013150	KU-136700- KY Undergrnd Conductors	Additions	107001	2022	3	180,171
0110	ANBCD315U	NB Comm UG 013150	KU-136700- KY Undergrnd Conductors	Additions	107001	2022	4	160,494
0110	ANBCD315U	NB Comm UG 013150	KU-136700- KY Undergrnd Conductors	Additions	107001	2022	5	179,805
0110	ANBCD315U	NB Comm UG 013150	KU-136700- KY Undergrnd Conductors	Additions	107001	2022	6	162,740
0110	ANBCD315U	NB Comm UG 013150	KU-136700- KY Undergrnd Conductors	Removals	108901	2021	1	2,181
0110	ANBCD315U	NB Comm UG 013150	KU-136700- KY Undergrnd Conductors	Removals	108901	2021	2	2,181
0110	ANBCD315U	NB Comm UG 013150	KU-136700- KY Undergrnd Conductors	Removals	108901	2021	3	3,876
0110	ANBCD315U	NB Comm UG 013150	KU-136700- KY Undergrnd Conductors	Removals	108901	2021	4	2,181
0110	ANBCD315U	NB Comm UG 013150	KU-136700- KY Undergrnd Conductors	Removals	108901	2021	6	2,181
0110	ANBCD315U	NB Comm UG 013150	KU-136700- KY Undergrnd Conductors	Removals	108901	2021	8	2,181
0110	ANBCD315U	NB Comm UG 013150	KU-136700- KY Undergrnd Conductors	Removals	108901	2021	10	2,181
0110	ANBCD315U	NB Comm UG 013150	KU-136700- KY Undergrnd Conductors	Removals	108901	2022	1	2,186
0110	ANBCD315U	NB Comm UG 013150	KU-136700- KY Undergrnd Conductors	Removals	108901	2022	2	2,186
0110	ANBCD315U	NB Comm UG 013150	KU-136700- KY Undergrnd Conductors	Removals	108901	2022	3	3,886
0110	ANBCD315U	NB Comm UG 013150	KU-136700- KY Undergrnd Conductors	Removals	108901	2022	4	2,186
0110	ANBCD315U	NB Comm UG 013150	KU-136700- KY Undergrnd Conductors	Removals	108901	2022	6	2,186
0110	ANBCD3660	NB Comm OH 013660	KU-136500- KY Overhead Conductor	Additions	107001	2021	1	41,338
0110	ANBCD3660	NB Comm OH 013660	KU-136500- KY Overhead Conductor	Additions	107001	2021	2	43,667
0110	ANBCD3660	NB Comm OH 013660	KU-136500- KY Overhead Conductor	Additions	107001	2021	3	43,667
0110	ANBCD3660	NB Comm OH 013660	KU-136500- KY Overhead Conductor	Additions	107001	2021	4	43,104
0110	ANBCD3660	NB Comm OH 013660	KU-136500- KY Overhead Conductor	Additions	107001	2021	5	42,260
0110	ANBCD3660	NB Comm OH 013660	KU-136500- KY Overhead Conductor	Additions	107001	2021	6	43,104
0110	ANBCD3660	NB Comm OH 013660	KU-136500- KY Overhead Conductor	Additions	107001	2021	7	43,667
0110	ANBCD3660	NB Comm OH 013660	KU-136500- KY Overhead Conductor	Additions	107001	2021	8	44,507
0110	ANBCD3660	NB Comm OH 013660	KU-136500- KY Overhead Conductor	Additions	107001	2021	9	43,667
0110	ANBCD3660	NB Comm OH 013660	KU-136500- KY Overhead Conductor	Additions	107001	2021	10	45,510
0110	ANBCD3660	NB Comm OH 013660	KU-136500- KY Overhead Conductor	Additions	107001	2021	11	39,009
0110	ANBCD3660	NB Comm OH 013660	KU-136500- KY Overhead Conductor	Additions	107001	2021	12	43,667
0110	ANBCD3660	NB Comm OH 013660	KU-136500- KY Overhead Conductor	Additions	107001	2022	1	44,786
0110	ANBCD3660	NB Comm OH 013660	KU-136500- KY Overhead Conductor	Additions	107001	2022	2	43,619
0110	ANBCD3660	NB Comm OH 013660	KU-136500- KY Overhead Conductor	Additions	107001	2022	3	43,619
0110	ANBCD3660	NB Comm OH 013660	KU-136500- KY Overhead Conductor	Additions	107001	2022	4	43,056
0110	ANBCD3660	NB Comm OH 013660	KU-136500- KY Overhead Conductor	Additions	107001	2022	5	48,289
0110	ANBCD3660	NB Comm OH 013660	KU-136500- KY Overhead Conductor	Additions	107001	2022	6	43,056
0110	ANBCD3660	NB Comm OH 013660	KU-136500- KY Overhead Conductor	Removals	108901	2021	1	3,456
0110	ANBCD3660	NB Comm OH 013660	KU-136500- KY Overhead Conductor	Removals	108901	2021	2	3,456
0110	ANBCD3660	NB Comm OH 013660	KU-136500- KY Overhead Conductor	Removals	108901	2021	3	3,456
0110	ANBCD3660	NB Comm OH 013660	KU-136500- KY Overhead Conductor	Removals	108901	2021	4	3,456
0110	ANBCD3660	NB Comm OH 013660	KU-136500- KY Overhead Conductor	Removals	108901	2021	5	3,456
0110	ANBCD3660	NB Comm OH 013660	KU-136500- KY Overhead Conductor	Removals	108901	2021	6	3,416
0110	ANBCD3660	NB Comm OH 013660	KU-136500- KY Overhead Conductor	Removals	108901	2021	7	3,456
0110	ANBCD3660	NB Comm OH 013660	KU-136500- KY Overhead Conductor	Removals	108901	2021	8	6,424
0110	ANBCD3660	NB Comm OH 013660	KU-136500- KY Overhead Conductor	Removals	108901	2021	9	3,456
0110	ANBCD3660	NB Comm OH 013660	KU-136500- KY Overhead Conductor	Removals	108901	2021	10	3,456
0110	ANBCD3660	NB Comm OH 013660	KU-136500- KY Overhead Conductor	Removals	108901	2021	11	3,456

0110	ANBCD3660	NB Comm OH 013660	KU-136500- KY Overhead Conductor	Removals	108901	2021	12	4,582
0110	ANBCD3660	NB Comm OH 013660	KU-136500- KY Overhead Conductor	Removals	108901	2022	1	5,796
0110	ANBCD3660	NB Comm OH 013660	KU-136500- KY Overhead Conductor	Removals	108901	2022	2	5,796
0110	ANBCD3660	NB Comm OH 013660	KU-136500- KY Overhead Conductor	Removals	108901	2022	3	5,796
0110	ANBCD3660	NB Comm OH 013660	KU-136500- KY Overhead Conductor	Removals	108901	2022	4	3,461
0110	ANBCD3660	NB Comm OH 013660	KU-136500- KY Overhead Conductor	Removals	108901	2022	5	3,461
0110	ANBCD3660	NB Comm OH 013660	KU-136500- KY Overhead Conductor	Removals	108901	2022	6	3,419
0110	ANBCD366U	NB Comm UG 013660	KU-136700- KY Undergrnd Conductors	Additions	107001	2021	1	21,168
0110	ANBCD366U	NB Comm UG 013660	KU-136700- KY Undergrnd Conductors	Additions	107001	2021	2	23,011
0110	ANBCD366U	NB Comm UG 013660	KU-136700- KY Undergrnd Conductors	Additions	107001	2021	3	23,011
0110	ANBCD366U	NB Comm UG 013660	KU-136700- KY Undergrnd Conductors	Additions	107001	2021	4	23,011
0110	ANBCD366U	NB Comm UG 013660	KU-136700- KY Undergrnd Conductors	Additions	107001	2021	5	21,168
0110	ANBCD366U	NB Comm UG 013660	KU-136700- KY Undergrnd Conductors	Additions	107001	2021	6	17,592
0110	ANBCD366U	NB Comm UG 013660	KU-136700- KY Undergrnd Conductors	Additions	107001	2021	7	17,592
0110	ANBCD366U	NB Comm UG 013660	KU-136700- KY Undergrnd Conductors	Additions	107001	2021	8	19,436
0110	ANBCD366U	NB Comm UG 013660	KU-136700- KY Undergrnd Conductors	Additions	107001	2021	9	18,838
0110	ANBCD366U	NB Comm UG 013660	KU-136700- KY Undergrnd Conductors	Additions	107001	2021	10	20,682
0110	ANBCD366U	NB Comm UG 013660	KU-136700- KY Undergrnd Conductors	Additions	107001	2021	11	20,682
0110	ANBCD366U	NB Comm UG 013660	KU-136700- KY Undergrnd Conductors	Additions	107001	2021	12	17,674
0110	ANBCD366U	NB Comm UG 013660	KU-136700- KY Undergrnd Conductors	Additions	107001	2022	1	23,545
0110	ANBCD366U	NB Comm UG 013660	KU-136700- KY Undergrnd Conductors	Additions	107001	2022	2	25,394
0110	ANBCD366U	NB Comm UG 013660	KU-136700- KY Undergrnd Conductors	Additions	107001	2022	3	25,394
0110	ANBCD366U	NB Comm UG 013660	KU-136700- KY Undergrnd Conductors	Additions	107001	2022	4	23,059
0110	ANBCD366U	NB Comm UG 013660	KU-136700- KY Undergrnd Conductors	Additions	107001	2022	5	23,545
0110	ANBCD366U	NB Comm UG 013660	KU-136700- KY Undergrnd Conductors	Additions	107001	2022	6	19,964
0110	ANBCD366U	NB Comm UG 013660	KU-136700- KY Undergrnd Conductors	Removals	108901	2021	1	2,330
0110	ANBCD366U	NB Comm UG 013660	KU-136700- KY Undergrnd Conductors	Removals	108901	2021	2	2,330
0110	ANBCD366U	NB Comm UG 013660	KU-136700- KY Undergrnd Conductors	Removals	108901	2021	3	2,330
0110	ANBCD366U	NB Comm UG 013660	KU-136700- KY Undergrnd Conductors	Removals	108901	2021	4	2,330
0110	ANBCD366U	NB Comm UG 013660	KU-136700- KY Undergrnd Conductors	Removals	108901	2021	5	2,330
0110	ANBCD366U	NB Comm UG 013660	KU-136700- KY Undergrnd Conductors	Removals	108901	2021	6	2,330
0110	ANBCD366U	NB Comm UG 013660	KU-136700- KY Undergrnd Conductors	Removals	108901	2021	7	2,330
0110	ANBCD366U	NB Comm UG 013660	KU-136700- KY Undergrnd Conductors	Removals	108901	2021	8	2,330
0110	ANBCD366U	NB Comm UG 013660	KU-136700- KY Undergrnd Conductors	Removals	108901	2021	9	2,330
0110	ANBCD366U	NB Comm UG 013660	KU-136700- KY Undergrnd Conductors	Removals	108901	2021	10	2,330
0110	ANBCD366U	NB Comm UG 013660	KU-136700- KY Undergrnd Conductors	Removals	108901	2021	11	2,330
0110	ANBCD366U	NB Comm UG 013660	KU-136700- KY Undergrnd Conductors	Removals	108901	2021	12	2,330
0110	ANBCD366U	NB Comm UG 013660	KU-136700- KY Undergrnd Conductors	Removals	108901	2022	1	2,335
0110	ANBCD366U	NB Comm UG 013660	KU-136700- KY Undergrnd Conductors	Removals	108901	2022	2	2,335
0110	ANBCD366U	NB Comm UG 013660	KU-136700- KY Undergrnd Conductors	Removals	108901	2022	3	2,335
0110	ANBCD366U	NB Comm UG 013660	KU-136700- KY Undergrnd Conductors	Removals	108901	2022	4	2,335
0110	ANBCD366U	NB Comm UG 013660	KU-136700- KY Undergrnd Conductors	Removals	108901	2022	5	2,335
0110	ANBCD366U	NB Comm UG 013660	KU-136700- KY Undergrnd Conductors	Removals	108901	2022	6	2,335
0110	ANBCD4160	NB Comm OH 014160	KU-136500- KY Overhead Conductor	Additions	107001	2021	1	4,721
0110	ANBCD4160	NB Comm OH 014160	KU-136500- KY Overhead Conductor	Additions	107001	2021	2	4,721
0110	ANBCD4160	NB Comm OH 014160	KU-136500- KY Overhead Conductor	Additions	107001	2021	3	4,721
0110	ANBCD4160	NB Comm OH 014160	KU-136500- KY Overhead Conductor	Additions	107001	2021	4	4,721

0110	ANBCD4260	NB Comm OH 014260	KU-136500- KY Overhead Conductor	Removals	108901	2021	1	2,353
0110	ANBCD4260	NB Comm OH 014260	KU-136500- KY Overhead Conductor	Removals	108901	2021	3	2,353
0110	ANBCD4260	NB Comm OH 014260	KU-136500- KY Overhead Conductor	Removals	108901	2021	4	2,353
0110	ANBCD4260	NB Comm OH 014260	KU-136500- KY Overhead Conductor	Removals	108901	2021	5	2,353
0110	ANBCD4260	NB Comm OH 014260	KU-136500- KY Overhead Conductor	Removals	108901	2021	6	2,353
0110	ANBCD4260	NB Comm OH 014260	KU-136500- KY Overhead Conductor	Removals	108901	2021	7	2,353
0110	ANBCD4260	NB Comm OH 014260	KU-136500- KY Overhead Conductor	Removals	108901	2021	8	2,353
0110	ANBCD4260	NB Comm OH 014260	KU-136500- KY Overhead Conductor	Removals	108901	2021	9	2,353
0110	ANBCD4260	NB Comm OH 014260	KU-136500- KY Overhead Conductor	Removals	108901	2021	10	2,353
0110	ANBCD4260	NB Comm OH 014260	KU-136500- KY Overhead Conductor	Removals	108901	2022	1	2,361
0110	ANBCD4260	NB Comm OH 014260	KU-136500- KY Overhead Conductor	Removals	108901	2022	2	2,361
0110	ANBCD4260	NB Comm OH 014260	KU-136500- KY Overhead Conductor	Removals	108901	2022	3	2,361
0110	ANBCD4260	NB Comm OH 014260	KU-136500- KY Overhead Conductor	Removals	108901	2022	4	2,361
0110	ANBCD4260	NB Comm OH 014260	KU-136500- KY Overhead Conductor	Removals	108901	2022	5	2,361
0110	ANBCD4260	NB Comm OH 014260	KU-136500- KY Overhead Conductor	Removals	108901	2022	6	2,361
0110	ANBCD426U	NB Comm UG 014260	KU-136700- KY Undergrnd Conductors	Additions	107001	2021	1	25,198
0110	ANBCD426U	NB Comm UG 014260	KU-136700- KY Undergrnd Conductors	Additions	107001	2021	2	20,490
0110	ANBCD426U	NB Comm UG 014260	KU-136700- KY Undergrnd Conductors	Additions	107001	2021	3	25,198
0110	ANBCD426U	NB Comm UG 014260	KU-136700- KY Undergrnd Conductors	Additions	107001	2021	4	25,198
0110	ANBCD426U	NB Comm UG 014260	KU-136700- KY Undergrnd Conductors	Additions	107001	2021	5	20,490
0110	ANBCD426U	NB Comm UG 014260	KU-136700- KY Undergrnd Conductors	Additions	107001	2021	6	22,845
0110	ANBCD426U	NB Comm UG 014260	KU-136700- KY Undergrnd Conductors	Additions	107001	2021	7	25,198
0110	ANBCD426U	NB Comm UG 014260	KU-136700- KY Undergrnd Conductors	Additions	107001	2021	8	25,198
0110	ANBCD426U	NB Comm UG 014260	KU-136700- KY Undergrnd Conductors	Additions	107001	2021	9	22,845
0110	ANBCD426U	NB Comm UG 014260	KU-136700- KY Undergrnd Conductors	Additions	107001	2021	10	20,490
0110	ANBCD426U	NB Comm UG 014260	KU-136700- KY Undergrnd Conductors	Additions	107001	2021	11	20,490
0110	ANBCD426U	NB Comm UG 014260	KU-136700- KY Undergrnd Conductors	Additions	107001	2021	12	20,490
0110	ANBCD426U	NB Comm UG 014260	KU-136700- KY Undergrnd Conductors	Additions	107001	2022	1	22,884
0110	ANBCD426U	NB Comm UG 014260	KU-136700- KY Undergrnd Conductors	Additions	107001	2022	2	20,523
0110	ANBCD426U	NB Comm UG 014260	KU-136700- KY Undergrnd Conductors	Additions	107001	2022	3	25,245
0110	ANBCD426U	NB Comm UG 014260	KU-136700- KY Undergrnd Conductors	Additions	107001	2022	4	22,884
0110	ANBCD426U	NB Comm UG 014260	KU-136700- KY Undergrnd Conductors	Additions	107001	2022	5	22,884
0110	ANBCD426U	NB Comm UG 014260	KU-136700- KY Undergrnd Conductors	Additions	107001	2022	6	22,884
0110	ANBCD7660	NB Comm OH 017660	KU-136500- VA Overhead Conductor	Additions	107001	2021	1	14,426
0110	ANBCD7660	NB Comm OH 017660	KU-136500- VA Overhead Conductor	Additions	107001	2021	2	18,798
0110	ANBCD7660	NB Comm OH 017660	KU-136500- VA Overhead Conductor	Additions	107001	2021	3	16,994
0110	ANBCD7660	NB Comm OH 017660	KU-136500- VA Overhead Conductor	Additions	107001	2021	4	20,515
0110	ANBCD7660	NB Comm OH 017660	KU-136500- VA Overhead Conductor	Additions	107001	2021	5	18,830
0110	ANBCD7660	NB Comm OH 017660	KU-136500- VA Overhead Conductor	Additions	107001	2021	6	15,940
0110	ANBCD7660	NB Comm OH 017660	KU-136500- VA Overhead Conductor	Additions	107001	2021	7	16,755
0110	ANBCD7660	NB Comm OH 017660	KU-136500- VA Overhead Conductor	Additions	107001	2021	8	21,000
0110	ANBCD7660	NB Comm OH 017660	KU-136500- VA Overhead Conductor	Additions	107001	2021	9	21,153
0110	ANBCD7660	NB Comm OH 017660	KU-136500- VA Overhead Conductor	Additions	107001	2021	10	16,426
0110	ANBCD7660	NB Comm OH 017660	KU-136500- VA Overhead Conductor	Additions	107001	2021	11	15,678
0110	ANBCD7660	NB Comm OH 017660	KU-136500- VA Overhead Conductor	Additions	107001	2021	12	19,994
0110	ANBCD7660	NB Comm OH 017660	KU-136500- VA Overhead Conductor	Additions	107001	2022	1	15,702
0110	ANBCD7660	NB Comm OH 017660	KU-136500- VA Overhead Conductor	Additions	107001	2022	2	16,456

0110	ANBCD7660	NB Comm OH 017660	KU-136500- VA Overhead Conductor	Additions	107001	2022	3	19,877
0110	ANBCD7660	NB Comm OH 017660	KU-136500- VA Overhead Conductor	Additions	107001	2022	4	17,702
0110	ANBCD7660	NB Comm OH 017660	KU-136500- VA Overhead Conductor	Additions	107001	2022	5	19,877
0110	ANBCD7660	NB Comm OH 017660	KU-136500- VA Overhead Conductor	Additions	107001	2022	6	20,789
0110	ANBCD7660	NB Comm OH 017660	KU-136500- VA Overhead Conductor	Removals	108901	2021	3	2,323
0110	ANBCD7660	NB Comm OH 017660	KU-136500- VA Overhead Conductor	Removals	108901	2021	4	2,323
0110	ANBCD7660	NB Comm OH 017660	KU-136500- VA Overhead Conductor	Removals	108901	2021	6	2,323
0110	ANBCD7660	NB Comm OH 017660	KU-136500- VA Overhead Conductor	Removals	108901	2021	8	2,323
0110	ANBCD7660	NB Comm OH 017660	KU-136500- VA Overhead Conductor	Removals	108901	2021	9	2,323
0110	ANBCD7660	NB Comm OH 017660	KU-136500- VA Overhead Conductor	Removals	108901	2022	2	2,327
0110	ANBCD7660	NB Comm OH 017660	KU-136500- VA Overhead Conductor	Removals	108901	2022	3	2,327
0110	ANBCD7660	NB Comm OH 017660	KU-136500- VA Overhead Conductor	Removals	108901	2022	6	2,327
0110	ANBCD766U	NB Comm UG 017660	KU-136700- VA Undergrnd Conductors	Additions	107001	2021	1	3,569
0110	ANBCD766U	NB Comm UG 017660	KU-136700- VA Undergrnd Conductors	Additions	107001	2021	2	3,569
0110	ANBCD766U	NB Comm UG 017660	KU-136700- VA Undergrnd Conductors	Additions	107001	2021	3	5,891
0110	ANBCD766U	NB Comm UG 017660	KU-136700- VA Undergrnd Conductors	Additions	107001	2021	4	5,405
0110	ANBCD766U	NB Comm UG 017660	KU-136700- VA Undergrnd Conductors	Additions	107001	2021	6	5,891
0110	ANBCD766U	NB Comm UG 017660	KU-136700- VA Undergrnd Conductors	Additions	107001	2021	7	3,569
0110	ANBCD766U	NB Comm UG 017660	KU-136700- VA Undergrnd Conductors	Additions	107001	2021	8	5,405
0110	ANBCD766U	NB Comm UG 017660	KU-136700- VA Undergrnd Conductors	Additions	107001	2021	10	5,891
0110	ANBCD766U	NB Comm UG 017660	KU-136700- VA Undergrnd Conductors	Additions	107001	2021	11	3,569
0110	ANBCD766U	NB Comm UG 017660	KU-136700- VA Undergrnd Conductors	Additions	107001	2021	12	3,569
0110	ANBCD766U	NB Comm UG 017660	KU-136700- VA Undergrnd Conductors	Additions	107001	2022	1	3,573
0110	ANBCD766U	NB Comm UG 017660	KU-136700- VA Undergrnd Conductors	Additions	107001	2022	2	3,573
0110	ANBCD766U	NB Comm UG 017660	KU-136700- VA Undergrnd Conductors	Additions	107001	2022	3	5,415
0110	ANBCD766U	NB Comm UG 017660	KU-136700- VA Undergrnd Conductors	Additions	107001	2022	4	3,573
0110	ANBCD766U	NB Comm UG 017660	KU-136700- VA Undergrnd Conductors	Additions	107001	2022	5	3,573
0110	ANBCD766U	NB Comm UG 017660	KU-136700- VA Undergrnd Conductors	Additions	107001	2022	6	3,573
0110	ANBCD766U	NB Comm UG 017660	KU-136700- VA Undergrnd Conductors	Removals	108901	2021	3	2,323
0110	ANBCD766U	NB Comm UG 017660	KU-136700- VA Undergrnd Conductors	Removals	108901	2021	8	2,323
0110	ANBCD766U	NB Comm UG 017660	KU-136700- VA Undergrnd Conductors	Removals	108901	2022	3	2,327
0110	ANBRD1560	NB Resid OH 011560	KU-136500- KY Overhead Conductor	Additions	107001	2021	1	55,394
0110	ANBRD1560	NB Resid OH 011560	KU-136500- KY Overhead Conductor	Additions	107001	2021	2	55,394
0110	ANBRD1560	NB Resid OH 011560	KU-136500- KY Overhead Conductor	Additions	107001	2021	3	59,957
0110	ANBRD1560	NB Resid OH 011560	KU-136500- KY Overhead Conductor	Additions	107001	2021	4	57,676
0110	ANBRD1560	NB Resid OH 011560	KU-136500- KY Overhead Conductor	Additions	107001	2021	5	55,394
0110	ANBRD1560	NB Resid OH 011560	KU-136500- KY Overhead Conductor	Additions	107001	2021	6	57,676
0110	ANBRD1560	NB Resid OH 011560	KU-136500- KY Overhead Conductor	Additions	107001	2021	7	55,394
0110	ANBRD1560	NB Resid OH 011560	KU-136500- KY Overhead Conductor	Additions	107001	2021	8	53,113
0110	ANBRD1560	NB Resid OH 011560	KU-136500- KY Overhead Conductor	Additions	107001	2021	9	55,394
0110	ANBRD1560	NB Resid OH 011560	KU-136500- KY Overhead Conductor	Additions	107001	2021	10	53,113
0110	ANBRD1560	NB Resid OH 011560	KU-136500- KY Overhead Conductor	Additions	107001	2021	11	54,911
0110	ANBRD1560	NB Resid OH 011560	KU-136500- KY Overhead Conductor	Additions	107001	2021	12	50,830
0110	ANBRD1560	NB Resid OH 011560	KU-136500- KY Overhead Conductor	Additions	107001	2022	1	55,504
0110	ANBRD1560	NB Resid OH 011560	KU-136500- KY Overhead Conductor	Additions	107001	2022	2	57,790
0110	ANBRD1560	NB Resid OH 011560	KU-136500- KY Overhead Conductor	Additions	107001	2022	3	60,078
0110	ANBRD1560	NB Resid OH 011560	KU-136500- KY Overhead Conductor	Additions	107001	2022	4	57,790

0110	ANBRD236U	NB Resid UG 012360	KU-136700- KY Undergrnd Conductors	Additions	107001	2021	6	28,130
0110	ANBRD236U	NB Resid UG 012360	KU-136700- KY Undergrnd Conductors	Additions	107001	2021	7	28,130
0110	ANBRD236U	NB Resid UG 012360	KU-136700- KY Undergrnd Conductors	Additions	107001	2021	8	28,130
0110	ANBRD236U	NB Resid UG 012360	KU-136700- KY Undergrnd Conductors	Additions	107001	2021	9	28,130
0110	ANBRD236U	NB Resid UG 012360	KU-136700- KY Undergrnd Conductors	Additions	107001	2021	10	28,130
0110	ANBRD236U	NB Resid UG 012360	KU-136700- KY Undergrnd Conductors	Additions	107001	2021	11	28,130
0110	ANBRD236U	NB Resid UG 012360	KU-136700- KY Undergrnd Conductors	Additions	107001	2021	12	23,638
0110	ANBRD236U	NB Resid UG 012360	KU-136700- KY Undergrnd Conductors	Additions	107001	2022	1	28,804
0110	ANBRD236U	NB Resid UG 012360	KU-136700- KY Undergrnd Conductors	Additions	107001	2022	2	29,930
0110	ANBRD236U	NB Resid UG 012360	KU-136700- KY Undergrnd Conductors	Additions	107001	2022	3	29,930
0110	ANBRD236U	NB Resid UG 012360	KU-136700- KY Undergrnd Conductors	Additions	107001	2022	4	27,678
0110	ANBRD236U	NB Resid UG 012360	KU-136700- KY Undergrnd Conductors	Additions	107001	2022	5	29,930
0110	ANBRD236U	NB Resid UG 012360	KU-136700- KY Undergrnd Conductors	Additions	107001	2022	6	31,055
0110	ANBRD236U	NB Resid UG 012360	KU-136700- KY Undergrnd Conductors	Removals	108901	2021	1	1,156
0110	ANBRD236U	NB Resid UG 012360	KU-136700- KY Undergrnd Conductors	Removals	108901	2021	2	1,156
0110	ANBRD236U	NB Resid UG 012360	KU-136700- KY Undergrnd Conductors	Removals	108901	2021	3	1,156
0110	ANBRD236U	NB Resid UG 012360	KU-136700- KY Undergrnd Conductors	Removals	108901	2021	4	1,156
0110	ANBRD236U	NB Resid UG 012360	KU-136700- KY Undergrnd Conductors	Removals	108901	2021	5	1,156
0110	ANBRD236U	NB Resid UG 012360	KU-136700- KY Undergrnd Conductors	Removals	108901	2021	6	1,156
0110	ANBRD236U	NB Resid UG 012360	KU-136700- KY Undergrnd Conductors	Removals	108901	2021	7	1,156
0110	ANBRD236U	NB Resid UG 012360	KU-136700- KY Undergrnd Conductors	Removals	108901	2021	8	1,156
0110	ANBRD236U	NB Resid UG 012360	KU-136700- KY Undergrnd Conductors	Removals	108901	2021	9	1,156
0110	ANBRD236U	NB Resid UG 012360	KU-136700- KY Undergrnd Conductors	Removals	108901	2021	10	1,156
0110	ANBRD236U	NB Resid UG 012360	KU-136700- KY Undergrnd Conductors	Removals	108901	2021	11	1,156
0110	ANBRD236U	NB Resid UG 012360	KU-136700- KY Undergrnd Conductors	Removals	108901	2021	12	1,156
0110	ANBRD236U	NB Resid UG 012360	KU-136700- KY Undergrnd Conductors	Removals	108901	2022	1	1,159
0110	ANBRD236U	NB Resid UG 012360	KU-136700- KY Undergrnd Conductors	Removals	108901	2022	2	1,159
0110	ANBRD236U	NB Resid UG 012360	KU-136700- KY Undergrnd Conductors	Removals	108901	2022	3	1,159
0110	ANBRD236U	NB Resid UG 012360	KU-136700- KY Undergrnd Conductors	Removals	108901	2022	4	1,159
0110	ANBRD236U	NB Resid UG 012360	KU-136700- KY Undergrnd Conductors	Removals	108901	2022	5	1,159
0110	ANBRD236U	NB Resid UG 012360	KU-136700- KY Undergrnd Conductors	Removals	108901	2022	6	1,159
0110	ANBRD246O	NB Resid OH 012460	KU-136500- KY Overhead Conductor	Additions	107001	2021	1	12,617
0110	ANBRD246O	NB Resid OH 012460	KU-136500- KY Overhead Conductor	Additions	107001	2021	2	8,690
0110	ANBRD246O	NB Resid OH 012460	KU-136500- KY Overhead Conductor	Additions	107001	2021	3	25,814
0110	ANBRD246O	NB Resid OH 012460	KU-136500- KY Overhead Conductor	Additions	107001	2021	4	28,097
0110	ANBRD246O	NB Resid OH 012460	KU-136500- KY Overhead Conductor	Additions	107001	2021	5	27,412
0110	ANBRD246O	NB Resid OH 012460	KU-136500- KY Overhead Conductor	Additions	107001	2021	6	15,038
0110	ANBRD246O	NB Resid OH 012460	KU-136500- KY Overhead Conductor	Additions	107001	2021	7	20,219
0110	ANBRD246O	NB Resid OH 012460	KU-136500- KY Overhead Conductor	Additions	107001	2021	8	20,219
0110	ANBRD246O	NB Resid OH 012460	KU-136500- KY Overhead Conductor	Additions	107001	2021	9	23,643
0110	ANBRD246O	NB Resid OH 012460	KU-136500- KY Overhead Conductor	Additions	107001	2021	10	17,935
0110	ANBRD246O	NB Resid OH 012460	KU-136500- KY Overhead Conductor	Additions	107001	2021	11	17,935
0110	ANBRD246O	NB Resid OH 012460	KU-136500- KY Overhead Conductor	Additions	107001	2021	12	17,935
0110	ANBRD246O	NB Resid OH 012460	KU-136500- KY Overhead Conductor	Additions	107001	2022	1	12,639
0110	ANBRD246O	NB Resid OH 012460	KU-136500- KY Overhead Conductor	Additions	107001	2022	2	8,705
0110	ANBRD246O	NB Resid OH 012460	KU-136500- KY Overhead Conductor	Additions	107001	2022	3	25,860
0110	ANBRD246O	NB Resid OH 012460	KU-136500- KY Overhead Conductor	Additions	107001	2022	4	28,148

0110	ANBRD2460	NB Resid OH 012460	KU-136500- KY Overhead Conductor	Additions	107001	2022	5	30,435
0110	ANBRD2460	NB Resid OH 012460	KU-136500- KY Overhead Conductor	Additions	107001	2022	6	19,490
0110	ANBRD246U	NB Resid UG 012460	KU-136700- KY Undergrnd Conductors	Additions	107001	2021	1	21,483
0110	ANBRD246U	NB Resid UG 012460	KU-136700- KY Undergrnd Conductors	Additions	107001	2021	2	12,677
0110	ANBRD246U	NB Resid UG 012460	KU-136700- KY Undergrnd Conductors	Additions	107001	2021	3	28,332
0110	ANBRD246U	NB Resid UG 012460	KU-136700- KY Undergrnd Conductors	Additions	107001	2021	4	21,483
0110	ANBRD246U	NB Resid UG 012460	KU-136700- KY Undergrnd Conductors	Additions	107001	2021	5	22,623
0110	ANBRD246U	NB Resid UG 012460	KU-136700- KY Undergrnd Conductors	Additions	107001	2021	6	19,199
0110	ANBRD246U	NB Resid UG 012460	KU-136700- KY Undergrnd Conductors	Additions	107001	2021	7	20,134
0110	ANBRD246U	NB Resid UG 012460	KU-136700- KY Undergrnd Conductors	Additions	107001	2021	8	33,147
0110	ANBRD246U	NB Resid UG 012460	KU-136700- KY Undergrnd Conductors	Additions	107001	2021	9	22,220
0110	ANBRD246U	NB Resid UG 012460	KU-136700- KY Undergrnd Conductors	Additions	107001	2021	10	29,600
0110	ANBRD246U	NB Resid UG 012460	KU-136700- KY Undergrnd Conductors	Additions	107001	2021	11	29,600
0110	ANBRD246U	NB Resid UG 012460	KU-136700- KY Undergrnd Conductors	Additions	107001	2021	12	35,307
0110	ANBRD246U	NB Resid UG 012460	KU-136700- KY Undergrnd Conductors	Additions	107001	2022	1	24,951
0110	ANBRD246U	NB Resid UG 012460	KU-136700- KY Undergrnd Conductors	Additions	107001	2022	2	12,698
0110	ANBRD246U	NB Resid UG 012460	KU-136700- KY Undergrnd Conductors	Additions	107001	2022	3	28,382
0110	ANBRD246U	NB Resid UG 012460	KU-136700- KY Undergrnd Conductors	Additions	107001	2022	4	21,520
0110	ANBRD246U	NB Resid UG 012460	KU-136700- KY Undergrnd Conductors	Additions	107001	2022	5	28,382
0110	ANBRD246U	NB Resid UG 012460	KU-136700- KY Undergrnd Conductors	Additions	107001	2022	6	19,234
0110	ANBRD2560	NB Resid OH 012560	KU-136500- KY Overhead Conductor	Additions	107001	2021	1	17,615
0110	ANBRD2560	NB Resid OH 012560	KU-136500- KY Overhead Conductor	Additions	107001	2021	2	22,341
0110	ANBRD2560	NB Resid OH 012560	KU-136500- KY Overhead Conductor	Additions	107001	2021	3	22,652
0110	ANBRD2560	NB Resid OH 012560	KU-136500- KY Overhead Conductor	Additions	107001	2021	4	20,279
0110	ANBRD2560	NB Resid OH 012560	KU-136500- KY Overhead Conductor	Additions	107001	2021	5	22,749
0110	ANBRD2560	NB Resid OH 012560	KU-136500- KY Overhead Conductor	Additions	107001	2021	6	19,055
0110	ANBRD2560	NB Resid OH 012560	KU-136500- KY Overhead Conductor	Additions	107001	2021	7	18,432
0110	ANBRD2560	NB Resid OH 012560	KU-136500- KY Overhead Conductor	Additions	107001	2021	8	19,609
0110	ANBRD2560	NB Resid OH 012560	KU-136500- KY Overhead Conductor	Additions	107001	2021	9	21,850
0110	ANBRD2560	NB Resid OH 012560	KU-136500- KY Overhead Conductor	Additions	107001	2021	10	21,134
0110	ANBRD2560	NB Resid OH 012560	KU-136500- KY Overhead Conductor	Additions	107001	2021	11	19,055
0110	ANBRD2560	NB Resid OH 012560	KU-136500- KY Overhead Conductor	Additions	107001	2021	12	20,902
0110	ANBRD2560	NB Resid OH 012560	KU-136500- KY Overhead Conductor	Additions	107001	2022	1	17,658
0110	ANBRD2560	NB Resid OH 012560	KU-136500- KY Overhead Conductor	Additions	107001	2022	2	22,396
0110	ANBRD2560	NB Resid OH 012560	KU-136500- KY Overhead Conductor	Additions	107001	2022	3	23,838
0110	ANBRD2560	NB Resid OH 012560	KU-136500- KY Overhead Conductor	Additions	107001	2022	4	20,953
0110	ANBRD2560	NB Resid OH 012560	KU-136500- KY Overhead Conductor	Additions	107001	2022	5	29,511
0110	ANBRD2560	NB Resid OH 012560	KU-136500- KY Overhead Conductor	Additions	107001	2022	6	19,100
0110	ANBRD2560	NB Resid OH 012560	KU-136500- KY Overhead Conductor	Removals	108901	2021	2	1,166
0110	ANBRD2560	NB Resid OH 012560	KU-136500- KY Overhead Conductor	Removals	108901	2021	5	1,166
0110	ANBRD2560	NB Resid OH 012560	KU-136500- KY Overhead Conductor	Removals	108901	2021	9	1,166
0110	ANBRD2560	NB Resid OH 012560	KU-136500- KY Overhead Conductor	Removals	108901	2022	2	1,170
0110	ANBRD2560	NB Resid OH 012560	KU-136500- KY Overhead Conductor	Removals	108901	2022	5	1,170
0110	ANBRD256U	NB Resid UG 012560	KU-136700- KY Undergrnd Conductors	Additions	107001	2021	1	14,700
0110	ANBRD256U	NB Resid UG 012560	KU-136700- KY Undergrnd Conductors	Additions	107001	2021	2	19,985
0110	ANBRD256U	NB Resid UG 012560	KU-136700- KY Undergrnd Conductors	Additions	107001	2021	3	27,457
0110	ANBRD256U	NB Resid UG 012560	KU-136700- KY Undergrnd Conductors	Additions	107001	2021	4	27,669

0110	ANBRD256U	NB Resid UG 012560	KU-136700- KY Undergrnd Conductors	Additions	107001	2021	5	24,191
0110	ANBRD256U	NB Resid UG 012560	KU-136700- KY Undergrnd Conductors	Additions	107001	2021	6	30,023
0110	ANBRD256U	NB Resid UG 012560	KU-136700- KY Undergrnd Conductors	Additions	107001	2021	7	28,154
0110	ANBRD256U	NB Resid UG 012560	KU-136700- KY Undergrnd Conductors	Additions	107001	2021	8	34,399
0110	ANBRD256U	NB Resid UG 012560	KU-136700- KY Undergrnd Conductors	Additions	107001	2021	9	31,871
0110	ANBRD256U	NB Resid UG 012560	KU-136700- KY Undergrnd Conductors	Additions	107001	2021	10	21,156
0110	ANBRD256U	NB Resid UG 012560	KU-136700- KY Undergrnd Conductors	Additions	107001	2021	11	16,490
0110	ANBRD256U	NB Resid UG 012560	KU-136700- KY Undergrnd Conductors	Additions	107001	2021	12	18,862
0110	ANBRD256U	NB Resid UG 012560	KU-136700- KY Undergrnd Conductors	Additions	107001	2022	1	15,746
0110	ANBRD256U	NB Resid UG 012560	KU-136700- KY Undergrnd Conductors	Additions	107001	2022	2	20,991
0110	ANBRD256U	NB Resid UG 012560	KU-136700- KY Undergrnd Conductors	Additions	107001	2022	3	27,517
0110	ANBRD256U	NB Resid UG 012560	KU-136700- KY Undergrnd Conductors	Additions	107001	2022	4	27,735
0110	ANBRD256U	NB Resid UG 012560	KU-136700- KY Undergrnd Conductors	Additions	107001	2022	5	25,411
0110	ANBRD256U	NB Resid UG 012560	KU-136700- KY Undergrnd Conductors	Additions	107001	2022	6	30,504
0110	ANBRD256U	NB Resid UG 012560	KU-136700- KY Undergrnd Conductors	Removals	108901	2021	1	584
0110	ANBRD256U	NB Resid UG 012560	KU-136700- KY Undergrnd Conductors	Removals	108901	2021	5	584
0110	ANBRD256U	NB Resid UG 012560	KU-136700- KY Undergrnd Conductors	Removals	108901	2021	7	584
0110	ANBRD256U	NB Resid UG 012560	KU-136700- KY Undergrnd Conductors	Removals	108901	2021	8	584
0110	ANBRD256U	NB Resid UG 012560	KU-136700- KY Undergrnd Conductors	Removals	108901	2021	11	1,166
0110	ANBRD256U	NB Resid UG 012560	KU-136700- KY Undergrnd Conductors	Removals	108901	2021	12	1,166
0110	ANBRD256U	NB Resid UG 012560	KU-136700- KY Undergrnd Conductors	Removals	108901	2022	1	584
0110	ANBRD256U	NB Resid UG 012560	KU-136700- KY Undergrnd Conductors	Removals	108901	2022	5	584
0110	ANBRD3150	NB Resid OH 013150	KU-136500- KY Overhead Conductor	Additions	107001	2021	1	74,143
0110	ANBRD3150	NB Resid OH 013150	KU-136500- KY Overhead Conductor	Additions	107001	2021	2	74,422
0110	ANBRD3150	NB Resid OH 013150	KU-136500- KY Overhead Conductor	Additions	107001	2021	3	75,029
0110	ANBRD3150	NB Resid OH 013150	KU-136500- KY Overhead Conductor	Additions	107001	2021	4	72,657
0110	ANBRD3150	NB Resid OH 013150	KU-136500- KY Overhead Conductor	Additions	107001	2021	5	62,839
0110	ANBRD3150	NB Resid OH 013150	KU-136500- KY Overhead Conductor	Additions	107001	2021	6	75,029
0110	ANBRD3150	NB Resid OH 013150	KU-136500- KY Overhead Conductor	Additions	107001	2021	7	64,814
0110	ANBRD3150	NB Resid OH 013150	KU-136500- KY Overhead Conductor	Additions	107001	2021	8	70,564
0110	ANBRD3150	NB Resid OH 013150	KU-136500- KY Overhead Conductor	Additions	107001	2021	9	66,907
0110	ANBRD3150	NB Resid OH 013150	KU-136500- KY Overhead Conductor	Additions	107001	2021	10	61,247
0110	ANBRD3150	NB Resid OH 013150	KU-136500- KY Overhead Conductor	Additions	107001	2021	11	61,697
0110	ANBRD3150	NB Resid OH 013150	KU-136500- KY Overhead Conductor	Additions	107001	2021	12	59,516
0110	ANBRD3150	NB Resid OH 013150	KU-136500- KY Overhead Conductor	Additions	107001	2022	1	76,460
0110	ANBRD3150	NB Resid OH 013150	KU-136500- KY Overhead Conductor	Additions	107001	2022	2	76,736
0110	ANBRD3150	NB Resid OH 013150	KU-136500- KY Overhead Conductor	Additions	107001	2022	3	81,347
0110	ANBRD3150	NB Resid OH 013150	KU-136500- KY Overhead Conductor	Additions	107001	2022	4	74,974
0110	ANBRD3150	NB Resid OH 013150	KU-136500- KY Overhead Conductor	Additions	107001	2022	5	73,878
0110	ANBRD3150	NB Resid OH 013150	KU-136500- KY Overhead Conductor	Additions	107001	2022	6	71,542
0110	ANBRD3150	NB Resid OH 013150	KU-136500- KY Overhead Conductor	Removals	108901	2021	1	(819)
0110	ANBRD3150	NB Resid OH 013150	KU-136500- KY Overhead Conductor	Removals	108901	2021	2	307
0110	ANBRD3150	NB Resid OH 013150	KU-136500- KY Overhead Conductor	Removals	108901	2021	3	(2,000)
0110	ANBRD3150	NB Resid OH 013150	KU-136500- KY Overhead Conductor	Removals	108901	2021	4	(3,000)
0110	ANBRD3150	NB Resid OH 013150	KU-136500- KY Overhead Conductor	Removals	108901	2021	5	(874)
0110	ANBRD3150	NB Resid OH 013150	KU-136500- KY Overhead Conductor	Removals	108901	2021	6	(3,000)
0110	ANBRD3150	NB Resid OH 013150	KU-136500- KY Overhead Conductor	Removals	108901	2021	7	(2,000)

0110	ANBRD3150	NB Resid OH 013150	KU-136500- KY Overhead Conductor	Removals	108901	2021	8	(874)
0110	ANBRD3150	NB Resid OH 013150	KU-136500- KY Overhead Conductor	Removals	108901	2021	9	(1,874)
0110	ANBRD3150	NB Resid OH 013150	KU-136500- KY Overhead Conductor	Removals	108901	2021	10	(3,000)
0110	ANBRD3150	NB Resid OH 013150	KU-136500- KY Overhead Conductor	Removals	108901	2021	11	(2,000)
0110	ANBRD3150	NB Resid OH 013150	KU-136500- KY Overhead Conductor	Removals	108901	2021	12	(3,000)
0110	ANBRD3150	NB Resid OH 013150	KU-136500- KY Overhead Conductor	Removals	108901	2022	1	(814)
0110	ANBRD3150	NB Resid OH 013150	KU-136500- KY Overhead Conductor	Removals	108901	2022	2	312
0110	ANBRD3150	NB Resid OH 013150	KU-136500- KY Overhead Conductor	Removals	108901	2022	3	(2,000)
0110	ANBRD3150	NB Resid OH 013150	KU-136500- KY Overhead Conductor	Removals	108901	2022	4	(3,000)
0110	ANBRD3150	NB Resid OH 013150	KU-136500- KY Overhead Conductor	Removals	108901	2022	5	(874)
0110	ANBRD3150	NB Resid OH 013150	KU-136500- KY Overhead Conductor	Removals	108901	2022	6	(814)
0110	ANBRD315U	NB Resid UG 013150	KU-136700- KY Undergrnd Conductors	Additions	107001	2021	1	160,001
0110	ANBRD315U	NB Resid UG 013150	KU-136700- KY Undergrnd Conductors	Additions	107001	2021	2	158,186
0110	ANBRD315U	NB Resid UG 013150	KU-136700- KY Undergrnd Conductors	Additions	107001	2021	3	174,023
0110	ANBRD315U	NB Resid UG 013150	KU-136700- KY Undergrnd Conductors	Additions	107001	2021	4	159,881
0110	ANBRD315U	NB Resid UG 013150	KU-136700- KY Undergrnd Conductors	Additions	107001	2021	5	151,642
0110	ANBRD315U	NB Resid UG 013150	KU-136700- KY Undergrnd Conductors	Additions	107001	2021	6	155,574
0110	ANBRD315U	NB Resid UG 013150	KU-136700- KY Undergrnd Conductors	Additions	107001	2021	7	155,125
0110	ANBRD315U	NB Resid UG 013150	KU-136700- KY Undergrnd Conductors	Additions	107001	2021	8	160,001
0110	ANBRD315U	NB Resid UG 013150	KU-136700- KY Undergrnd Conductors	Additions	107001	2021	9	156,574
0110	ANBRD315U	NB Resid UG 013150	KU-136700- KY Undergrnd Conductors	Additions	107001	2021	10	156,574
0110	ANBRD315U	NB Resid UG 013150	KU-136700- KY Undergrnd Conductors	Additions	107001	2021	11	157,820
0110	ANBRD315U	NB Resid UG 013150	KU-136700- KY Undergrnd Conductors	Additions	107001	2021	12	147,850
0110	ANBRD315U	NB Resid UG 013150	KU-136700- KY Undergrnd Conductors	Additions	107001	2022	1	176,322
0110	ANBRD315U	NB Resid UG 013150	KU-136700- KY Undergrnd Conductors	Additions	107001	2022	2	173,950
0110	ANBRD315U	NB Resid UG 013150	KU-136700- KY Undergrnd Conductors	Additions	107001	2022	3	180,963
0110	ANBRD315U	NB Resid UG 013150	KU-136700- KY Undergrnd Conductors	Additions	107001	2022	4	160,832
0110	ANBRD315U	NB Resid UG 013150	KU-136700- KY Undergrnd Conductors	Additions	107001	2022	5	156,945
0110	ANBRD315U	NB Resid UG 013150	KU-136700- KY Undergrnd Conductors	Additions	107001	2022	6	160,832
0110	ANBRD315U	NB Resid UG 013150	KU-136700- KY Undergrnd Conductors	Removals	108901	2021	1	2,181
0110	ANBRD315U	NB Resid UG 013150	KU-136700- KY Undergrnd Conductors	Removals	108901	2021	2	2,181
0110	ANBRD315U	NB Resid UG 013150	KU-136700- KY Undergrnd Conductors	Removals	108901	2021	9	(1,000)
0110	ANBRD315U	NB Resid UG 013150	KU-136700- KY Undergrnd Conductors	Removals	108901	2022	1	2,186
0110	ANBRD315U	NB Resid UG 013150	KU-136700- KY Undergrnd Conductors	Removals	108901	2022	2	2,186
0110	ANBRD3660	NB Resid OH 013660	KU-136500- KY Overhead Conductor	Additions	107001	2021	1	32,310
0110	ANBRD3660	NB Resid OH 013660	KU-136500- KY Overhead Conductor	Additions	107001	2021	2	40,424
0110	ANBRD3660	NB Resid OH 013660	KU-136500- KY Overhead Conductor	Additions	107001	2021	3	40,424
0110	ANBRD3660	NB Resid OH 013660	KU-136500- KY Overhead Conductor	Additions	107001	2021	4	41,550
0110	ANBRD3660	NB Resid OH 013660	KU-136500- KY Overhead Conductor	Additions	107001	2021	5	35,765
0110	ANBRD3660	NB Resid OH 013660	KU-136500- KY Overhead Conductor	Additions	107001	2021	6	41,550
0110	ANBRD3660	NB Resid OH 013660	KU-136500- KY Overhead Conductor	Additions	107001	2021	7	40,424
0110	ANBRD3660	NB Resid OH 013660	KU-136500- KY Overhead Conductor	Additions	107001	2021	8	39,761
0110	ANBRD3660	NB Resid OH 013660	KU-136500- KY Overhead Conductor	Additions	107001	2021	9	39,801
0110	ANBRD3660	NB Resid OH 013660	KU-136500- KY Overhead Conductor	Additions	107001	2021	10	40,424
0110	ANBRD3660	NB Resid OH 013660	KU-136500- KY Overhead Conductor	Additions	107001	2021	11	38,094
0110	ANBRD3660	NB Resid OH 013660	KU-136500- KY Overhead Conductor	Additions	107001	2021	12	33,436
0110	ANBRD3660	NB Resid OH 013660	KU-136500- KY Overhead Conductor	Additions	107001	2022	1	37,092

0110	ANBRD3660	NB Resid OH 013660	KU-136500- KY Overhead Conductor	Additions	107001	2022	2	39,555
0110	ANBRD3660	NB Resid OH 013660	KU-136500- KY Overhead Conductor	Additions	107001	2022	3	40,555
0110	ANBRD3660	NB Resid OH 013660	KU-136500- KY Overhead Conductor	Additions	107001	2022	4	40,681
0110	ANBRD3660	NB Resid OH 013660	KU-136500- KY Overhead Conductor	Additions	107001	2022	5	40,555
0110	ANBRD3660	NB Resid OH 013660	KU-136500- KY Overhead Conductor	Additions	107001	2022	6	40,681
0110	ANBRD3660	NB Resid OH 013660	KU-136500- KY Overhead Conductor	Removals	108901	2021	1	2,330
0110	ANBRD3660	NB Resid OH 013660	KU-136500- KY Overhead Conductor	Removals	108901	2021	2	3,494
0110	ANBRD3660	NB Resid OH 013660	KU-136500- KY Overhead Conductor	Removals	108901	2021	3	2,330
0110	ANBRD3660	NB Resid OH 013660	KU-136500- KY Overhead Conductor	Removals	108901	2021	5	2,330
0110	ANBRD3660	NB Resid OH 013660	KU-136500- KY Overhead Conductor	Removals	108901	2021	8	2,330
0110	ANBRD3660	NB Resid OH 013660	KU-136500- KY Overhead Conductor	Removals	108901	2021	9	2,330
0110	ANBRD3660	NB Resid OH 013660	KU-136500- KY Overhead Conductor	Removals	108901	2022	1	2,335
0110	ANBRD3660	NB Resid OH 013660	KU-136500- KY Overhead Conductor	Removals	108901	2022	2	4,670
0110	ANBRD3660	NB Resid OH 013660	KU-136500- KY Overhead Conductor	Removals	108901	2022	3	2,335
0110	ANBRD3660	NB Resid OH 013660	KU-136500- KY Overhead Conductor	Removals	108901	2022	4	2,335
0110	ANBRD3660	NB Resid OH 013660	KU-136500- KY Overhead Conductor	Removals	108901	2022	5	2,335
0110	ANBRD3660	NB Resid OH 013660	KU-136500- KY Overhead Conductor	Removals	108901	2022	6	2,335
0110	ANBRD366U	NB Resid UG 013660	KU-136700- KY Undergrnd Conductors	Additions	107001	2021	1	16,428
0110	ANBRD366U	NB Resid UG 013660	KU-136700- KY Undergrnd Conductors	Additions	107001	2021	2	12,934
0110	ANBRD366U	NB Resid UG 013660	KU-136700- KY Undergrnd Conductors	Additions	107001	2021	3	22,251
0110	ANBRD366U	NB Resid UG 013660	KU-136700- KY Undergrnd Conductors	Additions	107001	2021	4	22,251
0110	ANBRD366U	NB Resid UG 013660	KU-136700- KY Undergrnd Conductors	Additions	107001	2021	5	17,592
0110	ANBRD366U	NB Resid UG 013660	KU-136700- KY Undergrnd Conductors	Additions	107001	2021	6	24,580
0110	ANBRD366U	NB Resid UG 013660	KU-136700- KY Undergrnd Conductors	Additions	107001	2021	7	15,264
0110	ANBRD366U	NB Resid UG 013660	KU-136700- KY Undergrnd Conductors	Additions	107001	2021	8	15,182
0110	ANBRD366U	NB Resid UG 013660	KU-136700- KY Undergrnd Conductors	Additions	107001	2021	9	15,264
0110	ANBRD366U	NB Resid UG 013660	KU-136700- KY Undergrnd Conductors	Additions	107001	2021	10	15,264
0110	ANBRD366U	NB Resid UG 013660	KU-136700- KY Undergrnd Conductors	Additions	107001	2021	11	15,264
0110	ANBRD366U	NB Resid UG 013660	KU-136700- KY Undergrnd Conductors	Additions	107001	2021	12	15,264
0110	ANBRD366U	NB Resid UG 013660	KU-136700- KY Undergrnd Conductors	Additions	107001	2022	1	16,461
0110	ANBRD366U	NB Resid UG 013660	KU-136700- KY Undergrnd Conductors	Additions	107001	2022	2	17,628
0110	ANBRD366U	NB Resid UG 013660	KU-136700- KY Undergrnd Conductors	Additions	107001	2022	3	22,299
0110	ANBRD366U	NB Resid UG 013660	KU-136700- KY Undergrnd Conductors	Additions	107001	2022	4	22,299
0110	ANBRD366U	NB Resid UG 013660	KU-136700- KY Undergrnd Conductors	Additions	107001	2022	5	19,964
0110	ANBRD366U	NB Resid UG 013660	KU-136700- KY Undergrnd Conductors	Additions	107001	2022	6	24,634
0110	ANBRD366U	NB Resid UG 013660	KU-136700- KY Undergrnd Conductors	Removals	108901	2021	5	1,747
0110	ANBRD366U	NB Resid UG 013660	KU-136700- KY Undergrnd Conductors	Removals	108901	2021	6	2,330
0110	ANBRD366U	NB Resid UG 013660	KU-136700- KY Undergrnd Conductors	Removals	108901	2022	5	1,752
0110	ANBRD366U	NB Resid UG 013660	KU-136700- KY Undergrnd Conductors	Removals	108901	2022	6	2,335
0110	ANBRD4160	NB Resid OH 014160	KU-136500- KY Overhead Conductor	Additions	107001	2021	1	42,756
0110	ANBRD4160	NB Resid OH 014160	KU-136500- KY Overhead Conductor	Additions	107001	2021	2	49,838
0110	ANBRD4160	NB Resid OH 014160	KU-136500- KY Overhead Conductor	Additions	107001	2021	3	36,920
0110	ANBRD4160	NB Resid OH 014160	KU-136500- KY Overhead Conductor	Additions	107001	2021	4	34,559
0110	ANBRD4160	NB Resid OH 014160	KU-136500- KY Overhead Conductor	Additions	107001	2021	5	16,788
0110	ANBRD4160	NB Resid OH 014160	KU-136500- KY Overhead Conductor	Additions	107001	2021	6	33,313
0110	ANBRD4160	NB Resid OH 014160	KU-136500- KY Overhead Conductor	Additions	107001	2021	7	28,592
0110	ANBRD4160	NB Resid OH 014160	KU-136500- KY Overhead Conductor	Additions	107001	2021	8	41,642

0110	ANBRD4160	NB Resid OH 014160	KU-136500- KY Overhead Conductor	Additions	107001	2021	9	51,084
0110	ANBRD4160	NB Resid OH 014160	KU-136500- KY Overhead Conductor	Additions	107001	2021	10	41,642
0110	ANBRD4160	NB Resid OH 014160	KU-136500- KY Overhead Conductor	Additions	107001	2021	11	34,559
0110	ANBRD4160	NB Resid OH 014160	KU-136500- KY Overhead Conductor	Additions	107001	2021	12	27,477
0110	ANBRD4160	NB Resid OH 014160	KU-136500- KY Overhead Conductor	Additions	107001	2022	1	39,238
0110	ANBRD4160	NB Resid OH 014160	KU-136500- KY Overhead Conductor	Additions	107001	2022	2	39,238
0110	ANBRD4160	NB Resid OH 014160	KU-136500- KY Overhead Conductor	Additions	107001	2022	3	39,238
0110	ANBRD4160	NB Resid OH 014160	KU-136500- KY Overhead Conductor	Additions	107001	2022	4	32,139
0110	ANBRD4160	NB Resid OH 014160	KU-136500- KY Overhead Conductor	Additions	107001	2022	5	36,871
0110	ANBRD4160	NB Resid OH 014160	KU-136500- KY Overhead Conductor	Additions	107001	2022	6	36,871
0110	ANBRD4160	NB Resid OH 014160	KU-136500- KY Overhead Conductor	Removals	108901	2021	2	(2,639)
0110	ANBRD4160	NB Resid OH 014160	KU-136500- KY Overhead Conductor	Removals	108901	2021	3	(2,639)
0110	ANBRD4160	NB Resid OH 014160	KU-136500- KY Overhead Conductor	Removals	108901	2021	4	(5,639)
0110	ANBRD4160	NB Resid OH 014160	KU-136500- KY Overhead Conductor	Removals	108901	2021	5	(3,639)
0110	ANBRD4160	NB Resid OH 014160	KU-136500- KY Overhead Conductor	Removals	108901	2022	1	(2,634)
0110	ANBRD4160	NB Resid OH 014160	KU-136500- KY Overhead Conductor	Removals	108901	2022	3	(2,634)
0110	ANBRD4160	NB Resid OH 014160	KU-136500- KY Overhead Conductor	Removals	108901	2022	5	(2,634)
0110	ANBRD416U	NB Resid UG 014160	KU-136700- KY Undergrnd Conductors	Additions	107001	2021	1	4,853
0110	ANBRD416U	NB Resid UG 014160	KU-136700- KY Undergrnd Conductors	Additions	107001	2021	2	4,853
0110	ANBRD416U	NB Resid UG 014160	KU-136700- KY Undergrnd Conductors	Additions	107001	2021	3	4,853
0110	ANBRD416U	NB Resid UG 014160	KU-136700- KY Undergrnd Conductors	Additions	107001	2021	4	4,853
0110	ANBRD416U	NB Resid UG 014160	KU-136700- KY Undergrnd Conductors	Additions	107001	2021	5	2,361
0110	ANBRD416U	NB Resid UG 014160	KU-136700- KY Undergrnd Conductors	Additions	107001	2021	7	4,853
0110	ANBRD416U	NB Resid UG 014160	KU-136700- KY Undergrnd Conductors	Additions	107001	2021	8	3,607
0110	ANBRD416U	NB Resid UG 014160	KU-136700- KY Undergrnd Conductors	Additions	107001	2021	9	2,361
0110	ANBRD416U	NB Resid UG 014160	KU-136700- KY Undergrnd Conductors	Additions	107001	2021	10	2,361
0110	ANBRD416U	NB Resid UG 014160	KU-136700- KY Undergrnd Conductors	Additions	107001	2022	4	3,612
0110	ANBRD416U	NB Resid UG 014160	KU-136700- KY Undergrnd Conductors	Additions	107001	2022	5	4,858
0110	ANBRD416U	NB Resid UG 014160	KU-136700- KY Undergrnd Conductors	Additions	107001	2022	6	7,225
0110	ANBRD4260	NB Resid OH 014260	KU-136500- KY Overhead Conductor	Additions	107001	2021	1	26,204
0110	ANBRD4260	NB Resid OH 014260	KU-136500- KY Overhead Conductor	Additions	107001	2021	2	28,558
0110	ANBRD4260	NB Resid OH 014260	KU-136500- KY Overhead Conductor	Additions	107001	2021	3	30,911
0110	ANBRD4260	NB Resid OH 014260	KU-136500- KY Overhead Conductor	Additions	107001	2021	4	26,204
0110	ANBRD4260	NB Resid OH 014260	KU-136500- KY Overhead Conductor	Additions	107001	2021	5	26,204
0110	ANBRD4260	NB Resid OH 014260	KU-136500- KY Overhead Conductor	Additions	107001	2021	6	26,204
0110	ANBRD4260	NB Resid OH 014260	KU-136500- KY Overhead Conductor	Additions	107001	2021	7	30,911
0110	ANBRD4260	NB Resid OH 014260	KU-136500- KY Overhead Conductor	Additions	107001	2021	8	26,204
0110	ANBRD4260	NB Resid OH 014260	KU-136500- KY Overhead Conductor	Additions	107001	2021	9	28,558
0110	ANBRD4260	NB Resid OH 014260	KU-136500- KY Overhead Conductor	Additions	107001	2021	10	28,558
0110	ANBRD4260	NB Resid OH 014260	KU-136500- KY Overhead Conductor	Additions	107001	2021	11	27,330
0110	ANBRD4260	NB Resid OH 014260	KU-136500- KY Overhead Conductor	Additions	107001	2021	12	26,204
0110	ANBRD4260	NB Resid OH 014260	KU-136500- KY Overhead Conductor	Additions	107001	2022	1	26,131
0110	ANBRD4260	NB Resid OH 014260	KU-136500- KY Overhead Conductor	Additions	107001	2022	2	27,377
0110	ANBRD4260	NB Resid OH 014260	KU-136500- KY Overhead Conductor	Additions	107001	2022	3	26,131
0110	ANBRD4260	NB Resid OH 014260	KU-136500- KY Overhead Conductor	Additions	107001	2022	4	27,377
0110	ANBRD4260	NB Resid OH 014260	KU-136500- KY Overhead Conductor	Additions	107001	2022	5	28,503
0110	ANBRD4260	NB Resid OH 014260	KU-136500- KY Overhead Conductor	Additions	107001	2022	6	28,503

0110	ANBRD4260	NB Resid OH 014260	KU-136500- KY Overhead Conductor	Removals	108901	2021	1	1,353
0110	ANBRD4260	NB Resid OH 014260	KU-136500- KY Overhead Conductor	Removals	108901	2021	2	1,353
0110	ANBRD4260	NB Resid OH 014260	KU-136500- KY Overhead Conductor	Removals	108901	2021	3	1,353
0110	ANBRD4260	NB Resid OH 014260	KU-136500- KY Overhead Conductor	Removals	108901	2021	4	1,353
0110	ANBRD4260	NB Resid OH 014260	KU-136500- KY Overhead Conductor	Removals	108901	2021	5	1,353
0110	ANBRD4260	NB Resid OH 014260	KU-136500- KY Overhead Conductor	Removals	108901	2021	6	1,353
0110	ANBRD4260	NB Resid OH 014260	KU-136500- KY Overhead Conductor	Removals	108901	2021	7	1,353
0110	ANBRD4260	NB Resid OH 014260	KU-136500- KY Overhead Conductor	Removals	108901	2021	8	1,353
0110	ANBRD4260	NB Resid OH 014260	KU-136500- KY Overhead Conductor	Removals	108901	2021	9	1,353
0110	ANBRD4260	NB Resid OH 014260	KU-136500- KY Overhead Conductor	Removals	108901	2021	10	1,353
0110	ANBRD4260	NB Resid OH 014260	KU-136500- KY Overhead Conductor	Removals	108901	2021	11	1,353
0110	ANBRD4260	NB Resid OH 014260	KU-136500- KY Overhead Conductor	Removals	108901	2021	12	1,353
0110	ANBRD4260	NB Resid OH 014260	KU-136500- KY Overhead Conductor	Removals	108901	2022	1	1,361
0110	ANBRD4260	NB Resid OH 014260	KU-136500- KY Overhead Conductor	Removals	108901	2022	2	1,361
0110	ANBRD4260	NB Resid OH 014260	KU-136500- KY Overhead Conductor	Removals	108901	2022	3	1,361
0110	ANBRD4260	NB Resid OH 014260	KU-136500- KY Overhead Conductor	Removals	108901	2022	4	1,361
0110	ANBRD4260	NB Resid OH 014260	KU-136500- KY Overhead Conductor	Removals	108901	2022	5	3,720
0110	ANBRD4260	NB Resid OH 014260	KU-136500- KY Overhead Conductor	Removals	108901	2022	6	3,720
0110	ANBRD426U	NB Resid UG 014260	KU-136700- KY Undergrnd Conductors	Additions	107001	2021	1	17,998
0110	ANBRD426U	NB Resid UG 014260	KU-136700- KY Undergrnd Conductors	Additions	107001	2021	2	17,998
0110	ANBRD426U	NB Resid UG 014260	KU-136700- KY Undergrnd Conductors	Additions	107001	2021	3	17,998
0110	ANBRD426U	NB Resid UG 014260	KU-136700- KY Undergrnd Conductors	Additions	107001	2021	4	17,998
0110	ANBRD426U	NB Resid UG 014260	KU-136700- KY Undergrnd Conductors	Additions	107001	2021	5	15,645
0110	ANBRD426U	NB Resid UG 014260	KU-136700- KY Undergrnd Conductors	Additions	107001	2021	6	17,998
0110	ANBRD426U	NB Resid UG 014260	KU-136700- KY Undergrnd Conductors	Additions	107001	2021	7	16,752
0110	ANBRD426U	NB Resid UG 014260	KU-136700- KY Undergrnd Conductors	Additions	107001	2021	8	20,353
0110	ANBRD426U	NB Resid UG 014260	KU-136700- KY Undergrnd Conductors	Additions	107001	2021	9	19,107
0110	ANBRD426U	NB Resid UG 014260	KU-136700- KY Undergrnd Conductors	Additions	107001	2021	10	20,353
0110	ANBRD426U	NB Resid UG 014260	KU-136700- KY Undergrnd Conductors	Additions	107001	2021	11	16,752
0110	ANBRD426U	NB Resid UG 014260	KU-136700- KY Undergrnd Conductors	Additions	107001	2021	12	16,752
0110	ANBRD426U	NB Resid UG 014260	KU-136700- KY Undergrnd Conductors	Additions	107001	2022	1	19,277
0110	ANBRD426U	NB Resid UG 014260	KU-136700- KY Undergrnd Conductors	Additions	107001	2022	2	18,031
0110	ANBRD426U	NB Resid UG 014260	KU-136700- KY Undergrnd Conductors	Additions	107001	2022	3	19,277
0110	ANBRD426U	NB Resid UG 014260	KU-136700- KY Undergrnd Conductors	Additions	107001	2022	4	18,031
0110	ANBRD426U	NB Resid UG 014260	KU-136700- KY Undergrnd Conductors	Additions	107001	2022	5	19,277
0110	ANBRD426U	NB Resid UG 014260	KU-136700- KY Undergrnd Conductors	Additions	107001	2022	6	18,031
0110	ANBRD7660	NB Resid OH 017660	KU-136500- VA Overhead Conductor	Additions	107001	2021	1	26,961
0110	ANBRD7660	NB Resid OH 017660	KU-136500- VA Overhead Conductor	Additions	107001	2021	2	32,731
0110	ANBRD7660	NB Resid OH 017660	KU-136500- VA Overhead Conductor	Additions	107001	2021	3	34,448
0110	ANBRD7660	NB Resid OH 017660	KU-136500- VA Overhead Conductor	Additions	107001	2021	4	30,459
0110	ANBRD7660	NB Resid OH 017660	KU-136500- VA Overhead Conductor	Additions	107001	2021	5	28,798
0110	ANBRD7660	NB Resid OH 017660	KU-136500- VA Overhead Conductor	Additions	107001	2021	6	33,006
0110	ANBRD7660	NB Resid OH 017660	KU-136500- VA Overhead Conductor	Additions	107001	2021	7	36,285
0110	ANBRD7660	NB Resid OH 017660	KU-136500- VA Overhead Conductor	Additions	107001	2021	8	29,924
0110	ANBRD7660	NB Resid OH 017660	KU-136500- VA Overhead Conductor	Additions	107001	2021	9	31,050
0110	ANBRD7660	NB Resid OH 017660	KU-136500- VA Overhead Conductor	Additions	107001	2021	10	30,044
0110	ANBRD7660	NB Resid OH 017660	KU-136500- VA Overhead Conductor	Additions	107001	2021	11	32,611

0110	ANBRD7660	NB Resid OH 017660	KU-136500- VA Overhead Conductor	Additions	107001	2021	12	32,851
0110	ANBRD7660	NB Resid OH 017660	KU-136500- VA Overhead Conductor	Additions	107001	2022	1	29,448
0110	ANBRD7660	NB Resid OH 017660	KU-136500- VA Overhead Conductor	Additions	107001	2022	2	31,591
0110	ANBRD7660	NB Resid OH 017660	KU-136500- VA Overhead Conductor	Additions	107001	2022	3	33,432
0110	ANBRD7660	NB Resid OH 017660	KU-136500- VA Overhead Conductor	Additions	107001	2022	4	29,934
0110	ANBRD7660	NB Resid OH 017660	KU-136500- VA Overhead Conductor	Additions	107001	2022	5	35,684
0110	ANBRD7660	NB Resid OH 017660	KU-136500- VA Overhead Conductor	Additions	107001	2022	6	33,432
0110	ANBRD7660	NB Resid OH 017660	KU-136500- VA Overhead Conductor	Removals	108901	2021	1	2,323
0110	ANBRD7660	NB Resid OH 017660	KU-136500- VA Overhead Conductor	Removals	108901	2021	2	1,323
0110	ANBRD7660	NB Resid OH 017660	KU-136500- VA Overhead Conductor	Removals	108901	2021	4	1,323
0110	ANBRD7660	NB Resid OH 017660	KU-136500- VA Overhead Conductor	Removals	108901	2021	6	1,323
0110	ANBRD7660	NB Resid OH 017660	KU-136500- VA Overhead Conductor	Removals	108901	2021	8	1,323
0110	ANBRD7660	NB Resid OH 017660	KU-136500- VA Overhead Conductor	Removals	108901	2021	10	1,323
0110	ANBRD7660	NB Resid OH 017660	KU-136500- VA Overhead Conductor	Removals	108901	2021	11	2,323
0110	ANBRD7660	NB Resid OH 017660	KU-136500- VA Overhead Conductor	Removals	108901	2022	2	2,327
0110	ANBRD7660	NB Resid OH 017660	KU-136500- VA Overhead Conductor	Removals	108901	2022	3	2,327
0110	ANBRD7660	NB Resid OH 017660	KU-136500- VA Overhead Conductor	Removals	108901	2022	5	2,327
0110	ANBRD7660	NB Resid OH 017660	KU-136500- VA Overhead Conductor	Removals	108901	2022	6	2,327
0110	ANBRD766U	NB Resid UG 017660	KU-136700- VA Undergrnd Conductors	Additions	107001	2021	1	3,569
0110	ANBRD766U	NB Resid UG 017660	KU-136700- VA Undergrnd Conductors	Additions	107001	2021	2	5,891
0110	ANBRD766U	NB Resid UG 017660	KU-136700- VA Undergrnd Conductors	Additions	107001	2021	3	5,891
0110	ANBRD766U	NB Resid UG 017660	KU-136700- VA Undergrnd Conductors	Additions	107001	2021	4	3,569
0110	ANBRD766U	NB Resid UG 017660	KU-136700- VA Undergrnd Conductors	Additions	107001	2021	5	5,891
0110	ANBRD766U	NB Resid UG 017660	KU-136700- VA Undergrnd Conductors	Additions	107001	2021	6	5,891
0110	ANBRD766U	NB Resid UG 017660	KU-136700- VA Undergrnd Conductors	Additions	107001	2021	7	3,569
0110	ANBRD766U	NB Resid UG 017660	KU-136700- VA Undergrnd Conductors	Additions	107001	2021	8	5,891
0110	ANBRD766U	NB Resid UG 017660	KU-136700- VA Undergrnd Conductors	Additions	107001	2021	9	8,213
0110	ANBRD766U	NB Resid UG 017660	KU-136700- VA Undergrnd Conductors	Additions	107001	2021	10	3,569
0110	ANBRD766U	NB Resid UG 017660	KU-136700- VA Undergrnd Conductors	Additions	107001	2021	11	5,891
0110	ANBRD766U	NB Resid UG 017660	KU-136700- VA Undergrnd Conductors	Additions	107001	2021	12	5,891
0110	ANBRD766U	NB Resid UG 017660	KU-136700- VA Undergrnd Conductors	Additions	107001	2022	1	5,901
0110	ANBRD766U	NB Resid UG 017660	KU-136700- VA Undergrnd Conductors	Additions	107001	2022	2	5,901
0110	ANBRD766U	NB Resid UG 017660	KU-136700- VA Undergrnd Conductors	Additions	107001	2022	3	7,147
0110	ANBRD766U	NB Resid UG 017660	KU-136700- VA Undergrnd Conductors	Additions	107001	2022	4	5,901
0110	ANBRD766U	NB Resid UG 017660	KU-136700- VA Undergrnd Conductors	Additions	107001	2022	5	7,147
0110	ANBRD766U	NB Resid UG 017660	KU-136700- VA Undergrnd Conductors	Additions	107001	2022	6	5,901
0110	ANBSV1560	NB Elec Serv OH 011560	KU-136500- KY Overhead Conductor	Additions	107001	2021	1	42,529
0110	ANBSV1560	NB Elec Serv OH 011560	KU-136500- KY Overhead Conductor	Additions	107001	2021	2	42,529
0110	ANBSV1560	NB Elec Serv OH 011560	KU-136500- KY Overhead Conductor	Additions	107001	2021	3	49,584
0110	ANBSV1560	NB Elec Serv OH 011560	KU-136500- KY Overhead Conductor	Additions	107001	2021	4	42,739
0110	ANBSV1560	NB Elec Serv OH 011560	KU-136500- KY Overhead Conductor	Additions	107001	2021	5	40,457
0110	ANBSV1560	NB Elec Serv OH 011560	KU-136500- KY Overhead Conductor	Additions	107001	2021	6	45,021
0110	ANBSV1560	NB Elec Serv OH 011560	KU-136500- KY Overhead Conductor	Additions	107001	2021	7	42,739
0110	ANBSV1560	NB Elec Serv OH 011560	KU-136500- KY Overhead Conductor	Additions	107001	2021	8	38,175
0110	ANBSV1560	NB Elec Serv OH 011560	KU-136500- KY Overhead Conductor	Additions	107001	2021	9	38,175
0110	ANBSV1560	NB Elec Serv OH 011560	KU-136500- KY Overhead Conductor	Additions	107001	2021	10	38,175
0110	ANBSV1560	NB Elec Serv OH 011560	KU-136500- KY Overhead Conductor	Additions	107001	2021	11	42,148

0110	ANBSV216U	NB Elec Serv UG 012160	KU-136700- KY Undergrnd Conductors	Additions	107001	2021	6	34,858
0110	ANBSV216U	NB Elec Serv UG 012160	KU-136700- KY Undergrnd Conductors	Additions	107001	2021	7	35,344
0110	ANBSV216U	NB Elec Serv UG 012160	KU-136700- KY Undergrnd Conductors	Additions	107001	2021	8	37,562
0110	ANBSV216U	NB Elec Serv UG 012160	KU-136700- KY Undergrnd Conductors	Additions	107001	2021	9	37,562
0110	ANBSV216U	NB Elec Serv UG 012160	KU-136700- KY Undergrnd Conductors	Additions	107001	2021	10	37,562
0110	ANBSV216U	NB Elec Serv UG 012160	KU-136700- KY Undergrnd Conductors	Additions	107001	2021	11	39,294
0110	ANBSV216U	NB Elec Serv UG 012160	KU-136700- KY Undergrnd Conductors	Additions	107001	2021	12	38,048
0110	ANBSV216U	NB Elec Serv UG 012160	KU-136700- KY Undergrnd Conductors	Additions	107001	2022	1	36,205
0110	ANBSV216U	NB Elec Serv UG 012160	KU-136700- KY Undergrnd Conductors	Additions	107001	2022	2	37,451
0110	ANBSV216U	NB Elec Serv UG 012160	KU-136700- KY Undergrnd Conductors	Additions	107001	2022	3	41,410
0110	ANBSV216U	NB Elec Serv UG 012160	KU-136700- KY Undergrnd Conductors	Additions	107001	2022	4	37,451
0110	ANBSV216U	NB Elec Serv UG 012160	KU-136700- KY Undergrnd Conductors	Additions	107001	2022	5	39,673
0110	ANBSV216U	NB Elec Serv UG 012160	KU-136700- KY Undergrnd Conductors	Additions	107001	2022	6	39,187
0110	ANBSV216U	NB Elec Serv UG 012160	KU-136700- KY Undergrnd Conductors	Removals	108901	2021	1	(1,000)
0110	ANBSV216U	NB Elec Serv UG 012160	KU-136700- KY Undergrnd Conductors	Removals	108901	2021	2	(1,000)
0110	ANBSV216U	NB Elec Serv UG 012160	KU-136700- KY Undergrnd Conductors	Removals	108901	2021	3	(1,000)
0110	ANBSV216U	NB Elec Serv UG 012160	KU-136700- KY Undergrnd Conductors	Removals	108901	2021	4	(1,000)
0110	ANBSV216U	NB Elec Serv UG 012160	KU-136700- KY Undergrnd Conductors	Removals	108901	2021	5	(1,000)
0110	ANBSV216U	NB Elec Serv UG 012160	KU-136700- KY Undergrnd Conductors	Removals	108901	2021	6	(1,000)
0110	ANBSV216U	NB Elec Serv UG 012160	KU-136700- KY Undergrnd Conductors	Removals	108901	2021	7	(1,000)
0110	ANBSV216U	NB Elec Serv UG 012160	KU-136700- KY Undergrnd Conductors	Removals	108901	2021	8	(1,000)
0110	ANBSV216U	NB Elec Serv UG 012160	KU-136700- KY Undergrnd Conductors	Removals	108901	2021	9	(1,000)
0110	ANBSV216U	NB Elec Serv UG 012160	KU-136700- KY Undergrnd Conductors	Removals	108901	2021	10	(1,000)
0110	ANBSV216U	NB Elec Serv UG 012160	KU-136700- KY Undergrnd Conductors	Removals	108901	2021	11	(1,000)
0110	ANBSV216U	NB Elec Serv UG 012160	KU-136700- KY Undergrnd Conductors	Removals	108901	2022	4	(1,000)
0110	ANBSV216U	NB Elec Serv UG 012160	KU-136700- KY Undergrnd Conductors	Removals	108901	2022	5	(1,000)
0110	ANBSV216U	NB Elec Serv UG 012160	KU-136700- KY Undergrnd Conductors	Removals	108901	2022	6	(1,000)
0110	ANBSV236O	NB Elec Serv OH 012360	KU-136500- KY Overhead Conductor	Additions	107001	2021	1	25,761
0110	ANBSV236O	NB Elec Serv OH 012360	KU-136500- KY Overhead Conductor	Additions	107001	2021	2	25,761
0110	ANBSV236O	NB Elec Serv OH 012360	KU-136500- KY Overhead Conductor	Additions	107001	2021	3	25,761
0110	ANBSV236O	NB Elec Serv OH 012360	KU-136500- KY Overhead Conductor	Additions	107001	2021	4	22,330
0110	ANBSV236O	NB Elec Serv OH 012360	KU-136500- KY Overhead Conductor	Additions	107001	2021	5	22,330
0110	ANBSV236O	NB Elec Serv OH 012360	KU-136500- KY Overhead Conductor	Additions	107001	2021	6	25,761
0110	ANBSV236O	NB Elec Serv OH 012360	KU-136500- KY Overhead Conductor	Additions	107001	2021	7	24,327
0110	ANBSV236O	NB Elec Serv OH 012360	KU-136500- KY Overhead Conductor	Additions	107001	2021	8	21,769
0110	ANBSV236O	NB Elec Serv OH 012360	KU-136500- KY Overhead Conductor	Additions	107001	2021	9	26,884
0110	ANBSV236O	NB Elec Serv OH 012360	KU-136500- KY Overhead Conductor	Additions	107001	2021	10	21,208
0110	ANBSV236O	NB Elec Serv OH 012360	KU-136500- KY Overhead Conductor	Additions	107001	2021	11	23,515
0110	ANBSV236O	NB Elec Serv OH 012360	KU-136500- KY Overhead Conductor	Additions	107001	2021	12	21,208
0110	ANBSV236O	NB Elec Serv OH 012360	KU-136500- KY Overhead Conductor	Additions	107001	2022	1	26,965
0110	ANBSV236O	NB Elec Serv OH 012360	KU-136500- KY Overhead Conductor	Additions	107001	2022	2	28,091
0110	ANBSV236O	NB Elec Serv OH 012360	KU-136500- KY Overhead Conductor	Additions	107001	2022	3	28,091
0110	ANBSV236O	NB Elec Serv OH 012360	KU-136500- KY Overhead Conductor	Additions	107001	2022	4	23,528
0110	ANBSV236O	NB Elec Serv OH 012360	KU-136500- KY Overhead Conductor	Additions	107001	2022	5	23,528
0110	ANBSV236O	NB Elec Serv OH 012360	KU-136500- KY Overhead Conductor	Additions	107001	2022	6	26,965
0110	ANBSV236O	NB Elec Serv OH 012360	KU-136500- KY Overhead Conductor	Removals	108901	2021	1	617
0110	ANBSV236O	NB Elec Serv OH 012360	KU-136500- KY Overhead Conductor	Removals	108901	2021	2	617

0110	ANBSV236U	NB Elec Serv UG 012360	KU-136700- KY Undergrnd Conductors	Removals	108901	2022	2	1,126
0110	ANBSV236U	NB Elec Serv UG 012360	KU-136700- KY Undergrnd Conductors	Removals	108901	2022	3	1,126
0110	ANBSV236U	NB Elec Serv UG 012360	KU-136700- KY Undergrnd Conductors	Removals	108901	2022	4	1,126
0110	ANBSV236U	NB Elec Serv UG 012360	KU-136700- KY Undergrnd Conductors	Removals	108901	2022	5	1,126
0110	ANBSV236U	NB Elec Serv UG 012360	KU-136700- KY Undergrnd Conductors	Removals	108901	2022	6	1,126
0110	ANBSV246O	NB Elec Serv OH 012460	KU-136500- KY Overhead Conductor	Additions	107001	2021	1	38,327
0110	ANBSV246O	NB Elec Serv OH 012460	KU-136500- KY Overhead Conductor	Additions	107001	2021	2	31,758
0110	ANBSV246O	NB Elec Serv OH 012460	KU-136500- KY Overhead Conductor	Additions	107001	2021	3	46,329
0110	ANBSV246O	NB Elec Serv OH 012460	KU-136500- KY Overhead Conductor	Additions	107001	2021	4	34,042
0110	ANBSV246O	NB Elec Serv OH 012460	KU-136500- KY Overhead Conductor	Additions	107001	2021	5	42,033
0110	ANBSV246O	NB Elec Serv OH 012460	KU-136500- KY Overhead Conductor	Additions	107001	2021	6	31,758
0110	ANBSV246O	NB Elec Serv OH 012460	KU-136500- KY Overhead Conductor	Additions	107001	2021	7	36,324
0110	ANBSV246O	NB Elec Serv OH 012460	KU-136500- KY Overhead Conductor	Additions	107001	2021	8	45,457
0110	ANBSV246O	NB Elec Serv OH 012460	KU-136500- KY Overhead Conductor	Additions	107001	2021	9	45,457
0110	ANBSV246O	NB Elec Serv OH 012460	KU-136500- KY Overhead Conductor	Additions	107001	2021	10	34,042
0110	ANBSV246O	NB Elec Serv OH 012460	KU-136500- KY Overhead Conductor	Additions	107001	2021	11	43,173
0110	ANBSV246O	NB Elec Serv OH 012460	KU-136500- KY Overhead Conductor	Additions	107001	2021	12	43,173
0110	ANBSV246O	NB Elec Serv OH 012460	KU-136500- KY Overhead Conductor	Additions	107001	2022	1	42,965
0110	ANBSV246O	NB Elec Serv OH 012460	KU-136500- KY Overhead Conductor	Additions	107001	2022	2	31,809
0110	ANBSV246O	NB Elec Serv OH 012460	KU-136500- KY Overhead Conductor	Additions	107001	2022	3	46,405
0110	ANBSV246O	NB Elec Serv OH 012460	KU-136500- KY Overhead Conductor	Additions	107001	2022	4	34,096
0110	ANBSV246O	NB Elec Serv OH 012460	KU-136500- KY Overhead Conductor	Additions	107001	2022	5	50,180
0110	ANBSV246O	NB Elec Serv OH 012460	KU-136500- KY Overhead Conductor	Additions	107001	2022	6	31,809
0110	ANBSV246O	NB Elec Serv OH 012460	KU-136500- KY Overhead Conductor	Removals	108901	2021	1	4,566
0110	ANBSV246O	NB Elec Serv OH 012460	KU-136500- KY Overhead Conductor	Removals	108901	2021	2	2,425
0110	ANBSV246O	NB Elec Serv OH 012460	KU-136500- KY Overhead Conductor	Removals	108901	2021	3	6,849
0110	ANBSV246O	NB Elec Serv OH 012460	KU-136500- KY Overhead Conductor	Removals	108901	2021	4	2,425
0110	ANBSV246O	NB Elec Serv OH 012460	KU-136500- KY Overhead Conductor	Removals	108901	2021	5	4,566
0110	ANBSV246O	NB Elec Serv OH 012460	KU-136500- KY Overhead Conductor	Removals	108901	2021	6	3,566
0110	ANBSV246O	NB Elec Serv OH 012460	KU-136500- KY Overhead Conductor	Removals	108901	2021	7	4,566
0110	ANBSV246O	NB Elec Serv OH 012460	KU-136500- KY Overhead Conductor	Removals	108901	2021	8	3,566
0110	ANBSV246O	NB Elec Serv OH 012460	KU-136500- KY Overhead Conductor	Removals	108901	2021	9	4,566
0110	ANBSV246O	NB Elec Serv OH 012460	KU-136500- KY Overhead Conductor	Removals	108901	2021	10	3,566
0110	ANBSV246O	NB Elec Serv OH 012460	KU-136500- KY Overhead Conductor	Removals	108901	2021	11	4,566
0110	ANBSV246O	NB Elec Serv OH 012460	KU-136500- KY Overhead Conductor	Removals	108901	2021	12	3,425
0110	ANBSV246O	NB Elec Serv OH 012460	KU-136500- KY Overhead Conductor	Removals	108901	2022	1	4,575
0110	ANBSV246O	NB Elec Serv OH 012460	KU-136500- KY Overhead Conductor	Removals	108901	2022	2	2,431
0110	ANBSV246O	NB Elec Serv OH 012460	KU-136500- KY Overhead Conductor	Removals	108901	2022	3	6,861
0110	ANBSV246O	NB Elec Serv OH 012460	KU-136500- KY Overhead Conductor	Removals	108901	2022	4	2,431
0110	ANBSV246O	NB Elec Serv OH 012460	KU-136500- KY Overhead Conductor	Removals	108901	2022	5	4,575
0110	ANBSV246O	NB Elec Serv OH 012460	KU-136500- KY Overhead Conductor	Removals	108901	2022	6	3,575
0110	ANBSV246U	NB Elec Serv UG 012460	KU-136700- KY Undergrnd Conductors	Additions	107001	2021	1	40,322
0110	ANBSV246U	NB Elec Serv UG 012460	KU-136700- KY Undergrnd Conductors	Additions	107001	2021	2	35,020
0110	ANBSV246U	NB Elec Serv UG 012460	KU-136700- KY Undergrnd Conductors	Additions	107001	2021	3	48,797
0110	ANBSV246U	NB Elec Serv UG 012460	KU-136700- KY Undergrnd Conductors	Additions	107001	2021	4	36,361
0110	ANBSV246U	NB Elec Serv UG 012460	KU-136700- KY Undergrnd Conductors	Additions	107001	2021	5	30,474
0110	ANBSV246U	NB Elec Serv UG 012460	KU-136700- KY Undergrnd Conductors	Additions	107001	2021	6	39,729

0110	ANBSV246U	NB Elec Serv UG 012460	KU-136700- KY Undergrnd Conductors	Additions	107001	2021	7	37,570
0110	ANBSV246U	NB Elec Serv UG 012460	KU-136700- KY Undergrnd Conductors	Additions	107001	2021	8	44,438
0110	ANBSV246U	NB Elec Serv UG 012460	KU-136700- KY Undergrnd Conductors	Additions	107001	2021	9	39,107
0110	ANBSV246U	NB Elec Serv UG 012460	KU-136700- KY Undergrnd Conductors	Additions	107001	2021	10	38,142
0110	ANBSV246U	NB Elec Serv UG 012460	KU-136700- KY Undergrnd Conductors	Additions	107001	2021	11	44,255
0110	ANBSV246U	NB Elec Serv UG 012460	KU-136700- KY Undergrnd Conductors	Additions	107001	2021	12	18,815
0110	ANBSV246U	NB Elec Serv UG 012460	KU-136700- KY Undergrnd Conductors	Additions	107001	2022	1	42,260
0110	ANBSV246U	NB Elec Serv UG 012460	KU-136700- KY Undergrnd Conductors	Additions	107001	2022	2	38,191
0110	ANBSV246U	NB Elec Serv UG 012460	KU-136700- KY Undergrnd Conductors	Additions	107001	2022	3	51,368
0110	ANBSV246U	NB Elec Serv UG 012460	KU-136700- KY Undergrnd Conductors	Additions	107001	2022	4	39,533
0110	ANBSV246U	NB Elec Serv UG 012460	KU-136700- KY Undergrnd Conductors	Additions	107001	2022	5	33,012
0110	ANBSV246U	NB Elec Serv UG 012460	KU-136700- KY Undergrnd Conductors	Additions	107001	2022	6	41,836
0110	ANBSV246U	NB Elec Serv UG 012460	KU-136700- KY Undergrnd Conductors	Removals	108901	2021	5	2,739
0110	ANBSV246U	NB Elec Serv UG 012460	KU-136700- KY Undergrnd Conductors	Removals	108901	2021	8	2,739
0110	ANBSV246U	NB Elec Serv UG 012460	KU-136700- KY Undergrnd Conductors	Removals	108901	2022	5	2,745
0110	ANBSV2560	NB Elec Serv OH 012560	KU-136500- KY Overhead Conductor	Additions	107001	2021	1	7,622
0110	ANBSV2560	NB Elec Serv OH 012560	KU-136500- KY Overhead Conductor	Additions	107001	2021	2	9,955
0110	ANBSV2560	NB Elec Serv OH 012560	KU-136500- KY Overhead Conductor	Additions	107001	2021	3	10,878
0110	ANBSV2560	NB Elec Serv OH 012560	KU-136500- KY Overhead Conductor	Additions	107001	2021	4	11,355
0110	ANBSV2560	NB Elec Serv OH 012560	KU-136500- KY Overhead Conductor	Additions	107001	2021	5	13,454
0110	ANBSV2560	NB Elec Serv OH 012560	KU-136500- KY Overhead Conductor	Additions	107001	2021	6	15,555
0110	ANBSV2560	NB Elec Serv OH 012560	KU-136500- KY Overhead Conductor	Additions	107001	2021	7	11,121
0110	ANBSV2560	NB Elec Serv OH 012560	KU-136500- KY Overhead Conductor	Additions	107001	2021	8	13,454
0110	ANBSV2560	NB Elec Serv OH 012560	KU-136500- KY Overhead Conductor	Additions	107001	2021	9	12,288
0110	ANBSV2560	NB Elec Serv OH 012560	KU-136500- KY Overhead Conductor	Additions	107001	2021	10	13,674
0110	ANBSV2560	NB Elec Serv OH 012560	KU-136500- KY Overhead Conductor	Additions	107001	2021	11	12,288
0110	ANBSV2560	NB Elec Serv OH 012560	KU-136500- KY Overhead Conductor	Additions	107001	2021	12	7,622
0110	ANBSV2560	NB Elec Serv OH 012560	KU-136500- KY Overhead Conductor	Additions	107001	2022	1	8,886
0110	ANBSV2560	NB Elec Serv OH 012560	KU-136500- KY Overhead Conductor	Additions	107001	2022	2	9,979
0110	ANBSV2560	NB Elec Serv OH 012560	KU-136500- KY Overhead Conductor	Additions	107001	2022	3	11,991
0110	ANBSV2560	NB Elec Serv OH 012560	KU-136500- KY Overhead Conductor	Additions	107001	2022	4	11,382
0110	ANBSV2560	NB Elec Serv OH 012560	KU-136500- KY Overhead Conductor	Additions	107001	2022	5	15,826
0110	ANBSV2560	NB Elec Serv OH 012560	KU-136500- KY Overhead Conductor	Additions	107001	2022	6	15,591
0110	ANBSV2560	NB Elec Serv OH 012560	KU-136500- KY Overhead Conductor	Removals	108901	2021	1	467
0110	ANBSV2560	NB Elec Serv OH 012560	KU-136500- KY Overhead Conductor	Removals	108901	2021	2	467
0110	ANBSV2560	NB Elec Serv OH 012560	KU-136500- KY Overhead Conductor	Removals	108901	2021	3	467
0110	ANBSV2560	NB Elec Serv OH 012560	KU-136500- KY Overhead Conductor	Removals	108901	2021	4	467
0110	ANBSV2560	NB Elec Serv OH 012560	KU-136500- KY Overhead Conductor	Removals	108901	2021	5	467
0110	ANBSV2560	NB Elec Serv OH 012560	KU-136500- KY Overhead Conductor	Removals	108901	2021	6	467
0110	ANBSV2560	NB Elec Serv OH 012560	KU-136500- KY Overhead Conductor	Removals	108901	2021	7	467
0110	ANBSV2560	NB Elec Serv OH 012560	KU-136500- KY Overhead Conductor	Removals	108901	2021	8	467
0110	ANBSV2560	NB Elec Serv OH 012560	KU-136500- KY Overhead Conductor	Removals	108901	2021	9	467
0110	ANBSV2560	NB Elec Serv OH 012560	KU-136500- KY Overhead Conductor	Removals	108901	2021	10	467
0110	ANBSV2560	NB Elec Serv OH 012560	KU-136500- KY Overhead Conductor	Removals	108901	2021	11	467
0110	ANBSV2560	NB Elec Serv OH 012560	KU-136500- KY Overhead Conductor	Removals	108901	2021	12	467
0110	ANBSV2560	NB Elec Serv OH 012560	KU-136500- KY Overhead Conductor	Removals	108901	2022	1	467
0110	ANBSV2560	NB Elec Serv OH 012560	KU-136500- KY Overhead Conductor	Removals	108901	2022	2	467

0110	ANBSV256O	NB Elec Serv OH 012560	KU-136500- KY Overhead Conductor	Removals	108901	2022	3	467
0110	ANBSV256O	NB Elec Serv OH 012560	KU-136500- KY Overhead Conductor	Removals	108901	2022	4	467
0110	ANBSV256O	NB Elec Serv OH 012560	KU-136500- KY Overhead Conductor	Removals	108901	2022	5	467
0110	ANBSV256O	NB Elec Serv OH 012560	KU-136500- KY Overhead Conductor	Removals	108901	2022	6	467
0110	ANBSV256U	NB Elec Serv UG 012560	KU-136700- KY Undergrnd Conductors	Additions	107001	2021	1	28,217
0110	ANBSV256U	NB Elec Serv UG 012560	KU-136700- KY Undergrnd Conductors	Additions	107001	2021	2	34,805
0110	ANBSV256U	NB Elec Serv UG 012560	KU-136700- KY Undergrnd Conductors	Additions	107001	2021	3	33,881
0110	ANBSV256U	NB Elec Serv UG 012560	KU-136700- KY Undergrnd Conductors	Additions	107001	2021	4	31,548
0110	ANBSV256U	NB Elec Serv UG 012560	KU-136700- KY Undergrnd Conductors	Additions	107001	2021	5	28,777
0110	ANBSV256U	NB Elec Serv UG 012560	KU-136700- KY Undergrnd Conductors	Additions	107001	2021	6	28,777
0110	ANBSV256U	NB Elec Serv UG 012560	KU-136700- KY Undergrnd Conductors	Additions	107001	2021	7	27,028
0110	ANBSV256U	NB Elec Serv UG 012560	KU-136700- KY Undergrnd Conductors	Additions	107001	2021	8	30,625
0110	ANBSV256U	NB Elec Serv UG 012560	KU-136700- KY Undergrnd Conductors	Additions	107001	2021	9	32,240
0110	ANBSV256U	NB Elec Serv UG 012560	KU-136700- KY Undergrnd Conductors	Additions	107001	2021	10	26,444
0110	ANBSV256U	NB Elec Serv UG 012560	KU-136700- KY Undergrnd Conductors	Additions	107001	2021	11	33,881
0110	ANBSV256U	NB Elec Serv UG 012560	KU-136700- KY Undergrnd Conductors	Additions	107001	2021	12	32,034
0110	ANBSV256U	NB Elec Serv UG 012560	KU-136700- KY Undergrnd Conductors	Additions	107001	2022	1	28,785
0110	ANBSV256U	NB Elec Serv UG 012560	KU-136700- KY Undergrnd Conductors	Additions	107001	2022	2	35,392
0110	ANBSV256U	NB Elec Serv UG 012560	KU-136700- KY Undergrnd Conductors	Additions	107001	2022	3	42,122
0110	ANBSV256U	NB Elec Serv UG 012560	KU-136700- KY Undergrnd Conductors	Additions	107001	2022	4	32,126
0110	ANBSV256U	NB Elec Serv UG 012560	KU-136700- KY Undergrnd Conductors	Additions	107001	2022	5	29,347
0110	ANBSV256U	NB Elec Serv UG 012560	KU-136700- KY Undergrnd Conductors	Additions	107001	2022	6	29,347
0110	ANBSV256U	NB Elec Serv UG 012560	KU-136700- KY Undergrnd Conductors	Removals	108901	2021	1	1,166
0110	ANBSV256U	NB Elec Serv UG 012560	KU-136700- KY Undergrnd Conductors	Removals	108901	2021	2	1,166
0110	ANBSV256U	NB Elec Serv UG 012560	KU-136700- KY Undergrnd Conductors	Removals	108901	2021	3	1,166
0110	ANBSV256U	NB Elec Serv UG 012560	KU-136700- KY Undergrnd Conductors	Removals	108901	2021	4	2,333
0110	ANBSV256U	NB Elec Serv UG 012560	KU-136700- KY Undergrnd Conductors	Removals	108901	2021	5	1,166
0110	ANBSV256U	NB Elec Serv UG 012560	KU-136700- KY Undergrnd Conductors	Removals	108901	2021	6	1,166
0110	ANBSV256U	NB Elec Serv UG 012560	KU-136700- KY Undergrnd Conductors	Removals	108901	2021	7	1,166
0110	ANBSV256U	NB Elec Serv UG 012560	KU-136700- KY Undergrnd Conductors	Removals	108901	2021	8	1,166
0110	ANBSV256U	NB Elec Serv UG 012560	KU-136700- KY Undergrnd Conductors	Removals	108901	2021	9	2,333
0110	ANBSV256U	NB Elec Serv UG 012560	KU-136700- KY Undergrnd Conductors	Removals	108901	2021	10	1,166
0110	ANBSV256U	NB Elec Serv UG 012560	KU-136700- KY Undergrnd Conductors	Removals	108901	2021	11	1,166
0110	ANBSV256U	NB Elec Serv UG 012560	KU-136700- KY Undergrnd Conductors	Removals	108901	2021	12	1,166
0110	ANBSV256U	NB Elec Serv UG 012560	KU-136700- KY Undergrnd Conductors	Removals	108901	2022	1	1,170
0110	ANBSV256U	NB Elec Serv UG 012560	KU-136700- KY Undergrnd Conductors	Removals	108901	2022	2	1,170
0110	ANBSV256U	NB Elec Serv UG 012560	KU-136700- KY Undergrnd Conductors	Removals	108901	2022	3	1,170
0110	ANBSV256U	NB Elec Serv UG 012560	KU-136700- KY Undergrnd Conductors	Removals	108901	2022	4	2,339
0110	ANBSV256U	NB Elec Serv UG 012560	KU-136700- KY Undergrnd Conductors	Removals	108901	2022	5	1,170
0110	ANBSV256U	NB Elec Serv UG 012560	KU-136700- KY Undergrnd Conductors	Removals	108901	2022	6	1,170
0110	ANBSV315O	NB Elec Serv OH 013150	KU-136500- KY Overhead Conductor	Additions	107001	2021	1	67,455
0110	ANBSV315O	NB Elec Serv OH 013150	KU-136500- KY Overhead Conductor	Additions	107001	2021	2	66,329
0110	ANBSV315O	NB Elec Serv OH 013150	KU-136500- KY Overhead Conductor	Additions	107001	2021	3	83,292
0110	ANBSV315O	NB Elec Serv OH 013150	KU-136500- KY Overhead Conductor	Additions	107001	2021	4	64,083
0110	ANBSV315O	NB Elec Serv OH 013150	KU-136500- KY Overhead Conductor	Additions	107001	2021	5	62,157
0110	ANBSV315O	NB Elec Serv OH 013150	KU-136500- KY Overhead Conductor	Additions	107001	2021	6	66,329
0110	ANBSV315O	NB Elec Serv OH 013150	KU-136500- KY Overhead Conductor	Additions	107001	2021	7	66,329

0110	ANBSV3150	NB Elec Serv OH 013150	KU-136500- KY Overhead Conductor	Additions	107001	2021	8	65,083
0110	ANBSV3150	NB Elec Serv OH 013150	KU-136500- KY Overhead Conductor	Additions	107001	2021	9	67,575
0110	ANBSV3150	NB Elec Serv OH 013150	KU-136500- KY Overhead Conductor	Additions	107001	2021	10	68,025
0110	ANBSV3150	NB Elec Serv OH 013150	KU-136500- KY Overhead Conductor	Additions	107001	2021	11	64,147
0110	ANBSV3150	NB Elec Serv OH 013150	KU-136500- KY Overhead Conductor	Additions	107001	2021	12	59,300
0110	ANBSV3150	NB Elec Serv OH 013150	KU-136500- KY Overhead Conductor	Additions	107001	2022	1	67,295
0110	ANBSV3150	NB Elec Serv OH 013150	KU-136500- KY Overhead Conductor	Additions	107001	2022	2	66,169
0110	ANBSV3150	NB Elec Serv OH 013150	KU-136500- KY Overhead Conductor	Additions	107001	2022	3	84,874
0110	ANBSV3150	NB Elec Serv OH 013150	KU-136500- KY Overhead Conductor	Additions	107001	2022	4	66,415
0110	ANBSV3150	NB Elec Serv OH 013150	KU-136500- KY Overhead Conductor	Additions	107001	2022	5	66,354
0110	ANBSV3150	NB Elec Serv OH 013150	KU-136500- KY Overhead Conductor	Additions	107001	2022	6	72,973
0110	ANBSV3150	NB Elec Serv OH 013150	KU-136500- KY Overhead Conductor	Removals	108901	2021	1	4,362
0110	ANBSV3150	NB Elec Serv OH 013150	KU-136500- KY Overhead Conductor	Removals	108901	2021	2	4,362
0110	ANBSV3150	NB Elec Serv OH 013150	KU-136500- KY Overhead Conductor	Removals	108901	2021	3	6,057
0110	ANBSV3150	NB Elec Serv OH 013150	KU-136500- KY Overhead Conductor	Removals	108901	2021	4	4,362
0110	ANBSV3150	NB Elec Serv OH 013150	KU-136500- KY Overhead Conductor	Removals	108901	2021	5	4,362
0110	ANBSV3150	NB Elec Serv OH 013150	KU-136500- KY Overhead Conductor	Removals	108901	2021	6	4,362
0110	ANBSV3150	NB Elec Serv OH 013150	KU-136500- KY Overhead Conductor	Removals	108901	2021	7	2,181
0110	ANBSV3150	NB Elec Serv OH 013150	KU-136500- KY Overhead Conductor	Removals	108901	2021	8	4,362
0110	ANBSV3150	NB Elec Serv OH 013150	KU-136500- KY Overhead Conductor	Removals	108901	2021	9	4,362
0110	ANBSV3150	NB Elec Serv OH 013150	KU-136500- KY Overhead Conductor	Removals	108901	2021	10	4,362
0110	ANBSV3150	NB Elec Serv OH 013150	KU-136500- KY Overhead Conductor	Removals	108901	2021	11	2,181
0110	ANBSV3150	NB Elec Serv OH 013150	KU-136500- KY Overhead Conductor	Removals	108901	2021	12	2,181
0110	ANBSV3150	NB Elec Serv OH 013150	KU-136500- KY Overhead Conductor	Removals	108901	2022	1	4,372
0110	ANBSV3150	NB Elec Serv OH 013150	KU-136500- KY Overhead Conductor	Removals	108901	2022	2	4,372
0110	ANBSV3150	NB Elec Serv OH 013150	KU-136500- KY Overhead Conductor	Removals	108901	2022	3	6,073
0110	ANBSV3150	NB Elec Serv OH 013150	KU-136500- KY Overhead Conductor	Removals	108901	2022	4	4,372
0110	ANBSV3150	NB Elec Serv OH 013150	KU-136500- KY Overhead Conductor	Removals	108901	2022	5	4,372
0110	ANBSV3150	NB Elec Serv OH 013150	KU-136500- KY Overhead Conductor	Removals	108901	2022	6	6,559
0110	ANBSV315U	NB Elec Serv UG 013150	KU-136700- KY Undergrnd Conductors	Additions	107001	2021	1	161,391
0110	ANBSV315U	NB Elec Serv UG 013150	KU-136700- KY Undergrnd Conductors	Additions	107001	2021	2	160,145
0110	ANBSV315U	NB Elec Serv UG 013150	KU-136700- KY Undergrnd Conductors	Additions	107001	2021	3	180,470
0110	ANBSV315U	NB Elec Serv UG 013150	KU-136700- KY Undergrnd Conductors	Additions	107001	2021	4	160,391
0110	ANBSV315U	NB Elec Serv UG 013150	KU-136700- KY Undergrnd Conductors	Additions	107001	2021	5	155,973
0110	ANBSV315U	NB Elec Serv UG 013150	KU-136700- KY Undergrnd Conductors	Additions	107001	2021	6	161,841
0110	ANBSV315U	NB Elec Serv UG 013150	KU-136700- KY Undergrnd Conductors	Additions	107001	2021	7	160,025
0110	ANBSV315U	NB Elec Serv UG 013150	KU-136700- KY Undergrnd Conductors	Additions	107001	2021	8	161,271
0110	ANBSV315U	NB Elec Serv UG 013150	KU-136700- KY Undergrnd Conductors	Additions	107001	2021	9	160,145
0110	ANBSV315U	NB Elec Serv UG 013150	KU-136700- KY Undergrnd Conductors	Additions	107001	2021	10	160,145
0110	ANBSV315U	NB Elec Serv UG 013150	KU-136700- KY Undergrnd Conductors	Additions	107001	2021	11	162,967
0110	ANBSV315U	NB Elec Serv UG 013150	KU-136700- KY Undergrnd Conductors	Additions	107001	2021	12	150,175
0110	ANBSV315U	NB Elec Serv UG 013150	KU-136700- KY Undergrnd Conductors	Additions	107001	2022	1	173,274
0110	ANBSV315U	NB Elec Serv UG 013150	KU-136700- KY Undergrnd Conductors	Additions	107001	2022	2	174,520
0110	ANBSV315U	NB Elec Serv UG 013150	KU-136700- KY Undergrnd Conductors	Additions	107001	2022	3	182,839
0110	ANBSV315U	NB Elec Serv UG 013150	KU-136700- KY Undergrnd Conductors	Additions	107001	2022	4	161,462
0110	ANBSV315U	NB Elec Serv UG 013150	KU-136700- KY Undergrnd Conductors	Additions	107001	2022	5	161,130
0110	ANBSV315U	NB Elec Serv UG 013150	KU-136700- KY Undergrnd Conductors	Additions	107001	2022	6	171,728

0110	ANBSV315U	NB Elec Serv UG 013150	KU-136700- KY Undergrnd Conductors	Removals	108901	2021	1	4,362
0110	ANBSV315U	NB Elec Serv UG 013150	KU-136700- KY Undergrnd Conductors	Removals	108901	2021	2	4,362
0110	ANBSV315U	NB Elec Serv UG 013150	KU-136700- KY Undergrnd Conductors	Removals	108901	2021	3	4,362
0110	ANBSV315U	NB Elec Serv UG 013150	KU-136700- KY Undergrnd Conductors	Removals	108901	2021	4	4,362
0110	ANBSV315U	NB Elec Serv UG 013150	KU-136700- KY Undergrnd Conductors	Removals	108901	2021	5	2,181
0110	ANBSV315U	NB Elec Serv UG 013150	KU-136700- KY Undergrnd Conductors	Removals	108901	2021	6	4,362
0110	ANBSV315U	NB Elec Serv UG 013150	KU-136700- KY Undergrnd Conductors	Removals	108901	2021	7	4,362
0110	ANBSV315U	NB Elec Serv UG 013150	KU-136700- KY Undergrnd Conductors	Removals	108901	2021	8	4,362
0110	ANBSV315U	NB Elec Serv UG 013150	KU-136700- KY Undergrnd Conductors	Removals	108901	2021	9	4,362
0110	ANBSV315U	NB Elec Serv UG 013150	KU-136700- KY Undergrnd Conductors	Removals	108901	2021	10	4,362
0110	ANBSV315U	NB Elec Serv UG 013150	KU-136700- KY Undergrnd Conductors	Removals	108901	2021	11	2,181
0110	ANBSV315U	NB Elec Serv UG 013150	KU-136700- KY Undergrnd Conductors	Removals	108901	2021	12	3,876
0110	ANBSV315U	NB Elec Serv UG 013150	KU-136700- KY Undergrnd Conductors	Removals	108901	2022	1	4,372
0110	ANBSV315U	NB Elec Serv UG 013150	KU-136700- KY Undergrnd Conductors	Removals	108901	2022	2	4,372
0110	ANBSV315U	NB Elec Serv UG 013150	KU-136700- KY Undergrnd Conductors	Removals	108901	2022	3	6,559
0110	ANBSV315U	NB Elec Serv UG 013150	KU-136700- KY Undergrnd Conductors	Removals	108901	2022	4	4,372
0110	ANBSV315U	NB Elec Serv UG 013150	KU-136700- KY Undergrnd Conductors	Removals	108901	2022	5	4,372
0110	ANBSV315U	NB Elec Serv UG 013150	KU-136700- KY Undergrnd Conductors	Removals	108901	2022	6	4,372
0110	ANBSV366O	NB Elec Serv OH 013660	KU-136500- KY Overhead Conductor	Additions	107001	2021	1	24,503
0110	ANBSV366O	NB Elec Serv OH 013660	KU-136500- KY Overhead Conductor	Additions	107001	2021	2	25,749
0110	ANBSV366O	NB Elec Serv OH 013660	KU-136500- KY Overhead Conductor	Additions	107001	2021	3	29,242
0110	ANBSV366O	NB Elec Serv OH 013660	KU-136500- KY Overhead Conductor	Additions	107001	2021	4	25,749
0110	ANBSV366O	NB Elec Serv OH 013660	KU-136500- KY Overhead Conductor	Additions	107001	2021	5	28,078
0110	ANBSV366O	NB Elec Serv OH 013660	KU-136500- KY Overhead Conductor	Additions	107001	2021	6	28,078
0110	ANBSV366O	NB Elec Serv OH 013660	KU-136500- KY Overhead Conductor	Additions	107001	2021	7	28,078
0110	ANBSV366O	NB Elec Serv OH 013660	KU-136500- KY Overhead Conductor	Additions	107001	2021	8	28,078
0110	ANBSV366O	NB Elec Serv OH 013660	KU-136500- KY Overhead Conductor	Additions	107001	2021	9	28,078
0110	ANBSV366O	NB Elec Serv OH 013660	KU-136500- KY Overhead Conductor	Additions	107001	2021	10	28,660
0110	ANBSV366O	NB Elec Serv OH 013660	KU-136500- KY Overhead Conductor	Additions	107001	2021	11	28,078
0110	ANBSV366O	NB Elec Serv OH 013660	KU-136500- KY Overhead Conductor	Additions	107001	2021	12	25,629
0110	ANBSV366O	NB Elec Serv OH 013660	KU-136500- KY Overhead Conductor	Additions	107001	2022	1	26,886
0110	ANBSV366O	NB Elec Serv OH 013660	KU-136500- KY Overhead Conductor	Additions	107001	2022	2	26,964
0110	ANBSV366O	NB Elec Serv OH 013660	KU-136500- KY Overhead Conductor	Additions	107001	2022	3	30,466
0110	ANBSV366O	NB Elec Serv OH 013660	KU-136500- KY Overhead Conductor	Additions	107001	2022	4	25,797
0110	ANBSV366O	NB Elec Serv OH 013660	KU-136500- KY Overhead Conductor	Additions	107001	2022	5	30,466
0110	ANBSV366O	NB Elec Serv OH 013660	KU-136500- KY Overhead Conductor	Additions	107001	2022	6	30,466
0110	ANBSV366O	NB Elec Serv OH 013660	KU-136500- KY Overhead Conductor	Removals	108901	2021	1	10,442
0110	ANBSV366O	NB Elec Serv OH 013660	KU-136500- KY Overhead Conductor	Removals	108901	2021	2	10,442
0110	ANBSV366O	NB Elec Serv OH 013660	KU-136500- KY Overhead Conductor	Removals	108901	2021	3	9,316
0110	ANBSV366O	NB Elec Serv OH 013660	KU-136500- KY Overhead Conductor	Removals	108901	2021	4	10,442
0110	ANBSV366O	NB Elec Serv OH 013660	KU-136500- KY Overhead Conductor	Removals	108901	2021	5	9,879
0110	ANBSV366O	NB Elec Serv OH 013660	KU-136500- KY Overhead Conductor	Removals	108901	2021	6	9,879
0110	ANBSV366O	NB Elec Serv OH 013660	KU-136500- KY Overhead Conductor	Removals	108901	2021	7	10,442
0110	ANBSV366O	NB Elec Serv OH 013660	KU-136500- KY Overhead Conductor	Removals	108901	2021	8	10,442
0110	ANBSV366O	NB Elec Serv OH 013660	KU-136500- KY Overhead Conductor	Removals	108901	2021	9	9,879
0110	ANBSV366O	NB Elec Serv OH 013660	KU-136500- KY Overhead Conductor	Removals	108901	2021	10	11,044
0110	ANBSV366O	NB Elec Serv OH 013660	KU-136500- KY Overhead Conductor	Removals	108901	2021	11	11,607

0110	ANBSV366O	NB Elec Serv OH 01366O	KU-136500- KY Overhead Conductor	Removals	108901	2021	12	11,607
0110	ANBSV366O	NB Elec Serv OH 01366O	KU-136500- KY Overhead Conductor	Removals	108901	2022	1	10,466
0110	ANBSV366O	NB Elec Serv OH 01366O	KU-136500- KY Overhead Conductor	Removals	108901	2022	2	10,466
0110	ANBSV366O	NB Elec Serv OH 01366O	KU-136500- KY Overhead Conductor	Removals	108901	2022	3	9,340
0110	ANBSV366O	NB Elec Serv OH 01366O	KU-136500- KY Overhead Conductor	Removals	108901	2022	4	10,466
0110	ANBSV366O	NB Elec Serv OH 01366O	KU-136500- KY Overhead Conductor	Removals	108901	2022	5	9,903
0110	ANBSV366O	NB Elec Serv OH 01366O	KU-136500- KY Overhead Conductor	Removals	108901	2022	6	9,903
0110	ANBSV366U	NB Elec Serv UG 01366U	KU-136700- KY Undergrnd Conductors	Additions	107001	2021	1	21,254
0110	ANBSV366U	NB Elec Serv UG 01366U	KU-136700- KY Undergrnd Conductors	Additions	107001	2021	2	24,670
0110	ANBSV366U	NB Elec Serv UG 01366U	KU-136700- KY Undergrnd Conductors	Additions	107001	2021	3	25,912
0110	ANBSV366U	NB Elec Serv UG 01366U	KU-136700- KY Undergrnd Conductors	Additions	107001	2021	4	25,912
0110	ANBSV366U	NB Elec Serv UG 01366U	KU-136700- KY Undergrnd Conductors	Additions	107001	2021	5	21,254
0110	ANBSV366U	NB Elec Serv UG 01366U	KU-136700- KY Undergrnd Conductors	Additions	107001	2021	6	25,912
0110	ANBSV366U	NB Elec Serv UG 01366U	KU-136700- KY Undergrnd Conductors	Additions	107001	2021	7	24,747
0110	ANBSV366U	NB Elec Serv UG 01366U	KU-136700- KY Undergrnd Conductors	Additions	107001	2021	8	25,912
0110	ANBSV366U	NB Elec Serv UG 01366U	KU-136700- KY Undergrnd Conductors	Additions	107001	2021	9	25,912
0110	ANBSV366U	NB Elec Serv UG 01366U	KU-136700- KY Undergrnd Conductors	Additions	107001	2021	10	23,582
0110	ANBSV366U	NB Elec Serv UG 01366U	KU-136700- KY Undergrnd Conductors	Additions	107001	2021	11	24,747
0110	ANBSV366U	NB Elec Serv UG 01366U	KU-136700- KY Undergrnd Conductors	Additions	107001	2021	12	27,038
0110	ANBSV366U	NB Elec Serv UG 01366U	KU-136700- KY Undergrnd Conductors	Additions	107001	2022	1	22,409
0110	ANBSV366U	NB Elec Serv UG 01366U	KU-136700- KY Undergrnd Conductors	Additions	107001	2022	2	24,703
0110	ANBSV366U	NB Elec Serv UG 01366U	KU-136700- KY Undergrnd Conductors	Additions	107001	2022	3	27,080
0110	ANBSV366U	NB Elec Serv UG 01366U	KU-136700- KY Undergrnd Conductors	Additions	107001	2022	4	27,080
0110	ANBSV366U	NB Elec Serv UG 01366U	KU-136700- KY Undergrnd Conductors	Additions	107001	2022	5	25,911
0110	ANBSV366U	NB Elec Serv UG 01366U	KU-136700- KY Undergrnd Conductors	Additions	107001	2022	6	27,080
0110	ANBSV366U	NB Elec Serv UG 01366U	KU-136700- KY Undergrnd Conductors	Removals	108901	2021	3	2,330
0110	ANBSV366U	NB Elec Serv UG 01366U	KU-136700- KY Undergrnd Conductors	Removals	108901	2021	4	2,330
0110	ANBSV366U	NB Elec Serv UG 01366U	KU-136700- KY Undergrnd Conductors	Removals	108901	2021	6	2,330
0110	ANBSV366U	NB Elec Serv UG 01366U	KU-136700- KY Undergrnd Conductors	Removals	108901	2021	9	2,330
0110	ANBSV366U	NB Elec Serv UG 01366U	KU-136700- KY Undergrnd Conductors	Removals	108901	2022	3	2,335
0110	ANBSV366U	NB Elec Serv UG 01366U	KU-136700- KY Undergrnd Conductors	Removals	108901	2022	4	2,335
0110	ANBSV366U	NB Elec Serv UG 01366U	KU-136700- KY Undergrnd Conductors	Removals	108901	2022	6	2,335
0110	ANBSV416O	NB Elec Serv OH 01416O	KU-136500- KY Overhead Conductor	Additions	107001	2021	1	24,985
0110	ANBSV416O	NB Elec Serv OH 01416O	KU-136500- KY Overhead Conductor	Additions	107001	2021	2	22,493
0110	ANBSV416O	NB Elec Serv OH 01416O	KU-136500- KY Overhead Conductor	Additions	107001	2021	3	20,133
0110	ANBSV416O	NB Elec Serv OH 01416O	KU-136500- KY Overhead Conductor	Additions	107001	2021	4	20,133
0110	ANBSV416O	NB Elec Serv OH 01416O	KU-136500- KY Overhead Conductor	Additions	107001	2021	5	22,493
0110	ANBSV416O	NB Elec Serv OH 01416O	KU-136500- KY Overhead Conductor	Additions	107001	2021	6	22,493
0110	ANBSV416O	NB Elec Serv OH 01416O	KU-136500- KY Overhead Conductor	Additions	107001	2021	7	22,493
0110	ANBSV416O	NB Elec Serv OH 01416O	KU-136500- KY Overhead Conductor	Additions	107001	2021	8	22,493
0110	ANBSV416O	NB Elec Serv OH 01416O	KU-136500- KY Overhead Conductor	Additions	107001	2021	9	22,493
0110	ANBSV416O	NB Elec Serv OH 01416O	KU-136500- KY Overhead Conductor	Additions	107001	2021	10	22,493
0110	ANBSV416O	NB Elec Serv OH 01416O	KU-136500- KY Overhead Conductor	Additions	107001	2021	11	20,133
0110	ANBSV416O	NB Elec Serv OH 01416O	KU-136500- KY Overhead Conductor	Additions	107001	2021	12	21,247
0110	ANBSV416O	NB Elec Serv OH 01416O	KU-136500- KY Overhead Conductor	Additions	107001	2022	1	21,422
0110	ANBSV416O	NB Elec Serv OH 01416O	KU-136500- KY Overhead Conductor	Additions	107001	2022	2	22,668
0110	ANBSV416O	NB Elec Serv OH 01416O	KU-136500- KY Overhead Conductor	Additions	107001	2022	3	22,668

0110	ANBSV7660	NB Elec Serv OH 017660	KU-136500- VA Overhead Conductor	Additions	107001	2021	2	10,535
0110	ANBSV7660	NB Elec Serv OH 017660	KU-136500- VA Overhead Conductor	Additions	107001	2021	3	17,017
0110	ANBSV7660	NB Elec Serv OH 017660	KU-136500- VA Overhead Conductor	Additions	107001	2021	4	15,940
0110	ANBSV7660	NB Elec Serv OH 017660	KU-136500- VA Overhead Conductor	Additions	107001	2021	5	11,781
0110	ANBSV7660	NB Elec Serv OH 017660	KU-136500- VA Overhead Conductor	Additions	107001	2021	6	14,104
0110	ANBSV7660	NB Elec Serv OH 017660	KU-136500- VA Overhead Conductor	Additions	107001	2021	7	16,426
0110	ANBSV7660	NB Elec Serv OH 017660	KU-136500- VA Overhead Conductor	Additions	107001	2021	8	14,694
0110	ANBSV7660	NB Elec Serv OH 017660	KU-136500- VA Overhead Conductor	Additions	107001	2021	9	15,180
0110	ANBSV7660	NB Elec Serv OH 017660	KU-136500- VA Overhead Conductor	Additions	107001	2021	10	14,104
0110	ANBSV7660	NB Elec Serv OH 017660	KU-136500- VA Overhead Conductor	Additions	107001	2021	11	14,104
0110	ANBSV7660	NB Elec Serv OH 017660	KU-136500- VA Overhead Conductor	Additions	107001	2021	12	8,213
0110	ANBSV7660	NB Elec Serv OH 017660	KU-136500- VA Overhead Conductor	Additions	107001	2022	1	14,129
0110	ANBSV7660	NB Elec Serv OH 017660	KU-136500- VA Overhead Conductor	Additions	107001	2022	2	11,801
0110	ANBSV7660	NB Elec Serv OH 017660	KU-136500- VA Overhead Conductor	Additions	107001	2022	3	14,129
0110	ANBSV7660	NB Elec Serv OH 017660	KU-136500- VA Overhead Conductor	Additions	107001	2022	4	14,129
0110	ANBSV7660	NB Elec Serv OH 017660	KU-136500- VA Overhead Conductor	Additions	107001	2022	5	14,129
0110	ANBSV7660	NB Elec Serv OH 017660	KU-136500- VA Overhead Conductor	Additions	107001	2022	6	14,129
0110	ANBSV7660	NB Elec Serv OH 017660	KU-136500- VA Overhead Conductor	Removals	108901	2021	3	2,323
0110	ANBSV7660	NB Elec Serv OH 017660	KU-136500- VA Overhead Conductor	Removals	108901	2021	4	2,323
0110	ANBSV7660	NB Elec Serv OH 017660	KU-136500- VA Overhead Conductor	Removals	108901	2021	6	2,323
0110	ANBSV7660	NB Elec Serv OH 017660	KU-136500- VA Overhead Conductor	Removals	108901	2021	7	2,323
0110	ANBSV7660	NB Elec Serv OH 017660	KU-136500- VA Overhead Conductor	Removals	108901	2021	8	2,323
0110	ANBSV7660	NB Elec Serv OH 017660	KU-136500- VA Overhead Conductor	Removals	108901	2021	9	2,323
0110	ANBSV7660	NB Elec Serv OH 017660	KU-136500- VA Overhead Conductor	Removals	108901	2022	3	4,655
0110	ANBSV766U	NB Elec Serv UG 017660	KU-136700- VA Undergrnd Conductors	Additions	107001	2021	1	8,974
0110	ANBSV766U	NB Elec Serv UG 017660	KU-136700- VA Undergrnd Conductors	Additions	107001	2021	2	8,459
0110	ANBSV766U	NB Elec Serv UG 017660	KU-136700- VA Undergrnd Conductors	Additions	107001	2021	3	11,295
0110	ANBSV766U	NB Elec Serv UG 017660	KU-136700- VA Undergrnd Conductors	Additions	107001	2021	4	9,049
0110	ANBSV766U	NB Elec Serv UG 017660	KU-136700- VA Undergrnd Conductors	Additions	107001	2021	5	7,137
0110	ANBSV766U	NB Elec Serv UG 017660	KU-136700- VA Undergrnd Conductors	Additions	107001	2021	6	10,295
0110	ANBSV766U	NB Elec Serv UG 017660	KU-136700- VA Undergrnd Conductors	Additions	107001	2021	7	5,891
0110	ANBSV766U	NB Elec Serv UG 017660	KU-136700- VA Undergrnd Conductors	Additions	107001	2021	8	11,295
0110	ANBSV766U	NB Elec Serv UG 017660	KU-136700- VA Undergrnd Conductors	Additions	107001	2021	9	9,295
0110	ANBSV766U	NB Elec Serv UG 017660	KU-136700- VA Undergrnd Conductors	Additions	107001	2021	10	7,459
0110	ANBSV766U	NB Elec Serv UG 017660	KU-136700- VA Undergrnd Conductors	Additions	107001	2021	11	7,137
0110	ANBSV766U	NB Elec Serv UG 017660	KU-136700- VA Undergrnd Conductors	Additions	107001	2021	12	7,137
0110	ANBSV766U	NB Elec Serv UG 017660	KU-136700- VA Undergrnd Conductors	Additions	107001	2022	1	9,474
0110	ANBSV766U	NB Elec Serv UG 017660	KU-136700- VA Undergrnd Conductors	Additions	107001	2022	2	8,474
0110	ANBSV766U	NB Elec Serv UG 017660	KU-136700- VA Undergrnd Conductors	Additions	107001	2022	3	11,315
0110	ANBSV766U	NB Elec Serv UG 017660	KU-136700- VA Undergrnd Conductors	Additions	107001	2022	4	7,474
0110	ANBSV766U	NB Elec Serv UG 017660	KU-136700- VA Undergrnd Conductors	Additions	107001	2022	5	10,315
0110	ANBSV766U	NB Elec Serv UG 017660	KU-136700- VA Undergrnd Conductors	Additions	107001	2022	6	11,315
0110	ANBSV766U	NB Elec Serv UG 017660	KU-136700- VA Undergrnd Conductors	Removals	108901	2021	7	2,323
0110	ANBSV766U	NB Elec Serv UG 017660	KU-136700- VA Undergrnd Conductors	Removals	108901	2022	3	2,327
0110	APBWK156	EI Public Works 011560	KU-136500- KY Overhead Conductor	Additions	107001	2021	2	2,528
0110	APBWK156	EI Public Works 011560	KU-136500- KY Overhead Conductor	Additions	107001	2021	3	2,528
0110	APBWK156	EI Public Works 011560	KU-136500- KY Overhead Conductor	Additions	107001	2021	4	2,528

0110	APBWK236	El Public Works 012360	KU-136500- KY Overhead Conductor	Removals	108901	2022	4	574
0110	APBWK256	El Public Works 012560	KU-136500- KY Overhead Conductor	Additions	107001	2021	1	467
0110	APBWK256	El Public Works 012560	KU-136500- KY Overhead Conductor	Additions	107001	2021	4	2,333
0110	APBWK256	El Public Works 012560	KU-136500- KY Overhead Conductor	Additions	107001	2021	6	2,333
0110	APBWK256	El Public Works 012560	KU-136500- KY Overhead Conductor	Additions	107001	2022	1	467
0110	APBWK256	El Public Works 012560	KU-136500- KY Overhead Conductor	Additions	107001	2022	4	2,339
0110	APBWK256	El Public Works 012560	KU-136500- KY Overhead Conductor	Additions	107001	2022	6	2,339
0110	APBWK315	El Public Works 013150	KU-136500- KY Overhead Conductor	Additions	107001	2021	1	44,047
0110	APBWK315	El Public Works 013150	KU-136500- KY Overhead Conductor	Additions	107001	2021	2	42,352
0110	APBWK315	El Public Works 013150	KU-136500- KY Overhead Conductor	Additions	107001	2021	3	46,229
0110	APBWK315	El Public Works 013150	KU-136500- KY Overhead Conductor	Additions	107001	2021	4	44,533
0110	APBWK315	El Public Works 013150	KU-136500- KY Overhead Conductor	Additions	107001	2021	5	42,352
0110	APBWK315	El Public Works 013150	KU-136500- KY Overhead Conductor	Additions	107001	2021	6	45,173
0110	APBWK315	El Public Works 013150	KU-136500- KY Overhead Conductor	Additions	107001	2021	7	43,478
0110	APBWK315	El Public Works 013150	KU-136500- KY Overhead Conductor	Additions	107001	2021	8	43,352
0110	APBWK315	El Public Works 013150	KU-136500- KY Overhead Conductor	Additions	107001	2021	9	45,173
0110	APBWK315	El Public Works 013150	KU-136500- KY Overhead Conductor	Additions	107001	2021	10	41,106
0110	APBWK315	El Public Works 013150	KU-136500- KY Overhead Conductor	Additions	107001	2021	11	44,047
0110	APBWK315	El Public Works 013150	KU-136500- KY Overhead Conductor	Additions	107001	2021	12	44,047
0110	APBWK315	El Public Works 013150	KU-136500- KY Overhead Conductor	Additions	107001	2022	1	48,501
0110	APBWK315	El Public Works 013150	KU-136500- KY Overhead Conductor	Additions	107001	2022	2	43,488
0110	APBWK315	El Public Works 013150	KU-136500- KY Overhead Conductor	Additions	107001	2022	3	47,375
0110	APBWK315	El Public Works 013150	KU-136500- KY Overhead Conductor	Additions	107001	2022	4	45,675
0110	APBWK315	El Public Works 013150	KU-136500- KY Overhead Conductor	Additions	107001	2022	5	46,405
0110	APBWK315	El Public Works 013150	KU-136500- KY Overhead Conductor	Additions	107001	2022	6	45,189
0110	APBWK315	El Public Works 013150	KU-136500- KY Overhead Conductor	Removals	108901	2021	2	3,307
0110	APBWK315	El Public Works 013150	KU-136500- KY Overhead Conductor	Removals	108901	2021	3	2,181
0110	APBWK315	El Public Works 013150	KU-136500- KY Overhead Conductor	Removals	108901	2021	4	2,181
0110	APBWK315	El Public Works 013150	KU-136500- KY Overhead Conductor	Removals	108901	2021	7	1,126
0110	APBWK315	El Public Works 013150	KU-136500- KY Overhead Conductor	Removals	108901	2021	8	(1,000)
0110	APBWK315	El Public Works 013150	KU-136500- KY Overhead Conductor	Removals	108901	2021	10	(1,000)
0110	APBWK315	El Public Works 013150	KU-136500- KY Overhead Conductor	Removals	108901	2021	12	1,695
0110	APBWK315	El Public Works 013150	KU-136500- KY Overhead Conductor	Removals	108901	2022	2	3,312
0110	APBWK315	El Public Works 013150	KU-136500- KY Overhead Conductor	Removals	108901	2022	3	2,186
0110	APBWK315	El Public Works 013150	KU-136500- KY Overhead Conductor	Removals	108901	2022	4	2,186
0110	APBWK366	El Public Works 013660	KU-136500- KY Overhead Conductor	Additions	107001	2021	1	16,762
0110	APBWK366	El Public Works 013660	KU-136500- KY Overhead Conductor	Additions	107001	2021	2	21,574
0110	APBWK366	El Public Works 013660	KU-136500- KY Overhead Conductor	Additions	107001	2021	3	19,527
0110	APBWK366	El Public Works 013660	KU-136500- KY Overhead Conductor	Additions	107001	2021	4	20,730
0110	APBWK366	El Public Works 013660	KU-136500- KY Overhead Conductor	Additions	107001	2021	5	20,653
0110	APBWK366	El Public Works 013660	KU-136500- KY Overhead Conductor	Additions	107001	2021	6	3,828
0110	APBWK366	El Public Works 013660	KU-136500- KY Overhead Conductor	Additions	107001	2021	7	4,954
0110	APBWK366	El Public Works 013660	KU-136500- KY Overhead Conductor	Additions	107001	2021	8	17,156
0110	APBWK366	El Public Works 013660	KU-136500- KY Overhead Conductor	Additions	107001	2021	9	15,235
0110	APBWK366	El Public Works 013660	KU-136500- KY Overhead Conductor	Additions	107001	2021	10	16,156
0110	APBWK366	El Public Works 013660	KU-136500- KY Overhead Conductor	Additions	107001	2021	11	16,156
0110	APBWK366	El Public Works 013660	KU-136500- KY Overhead Conductor	Additions	107001	2021	12	17,156

0110	APBWK766	El Public Works 017660	KU-136500- VA Overhead Conductor	Additions	107001	2022	5	7,742
0110	APBWK766	El Public Works 017660	KU-136500- VA Overhead Conductor	Additions	107001	2022	6	10,726
0110	ARCST156	Cust Requested 011560	KU-136700- KY Undergrnd Conductors	Additions	107001	2021	1	8,650
0110	ARCST156	Cust Requested 011560	KU-136700- KY Undergrnd Conductors	Additions	107001	2021	2	3,262
0110	ARCST156	Cust Requested 011560	KU-136700- KY Undergrnd Conductors	Additions	107001	2021	3	3,262
0110	ARCST156	Cust Requested 011560	KU-136700- KY Undergrnd Conductors	Additions	107001	2021	4	4,508
0110	ARCST156	Cust Requested 011560	KU-136700- KY Undergrnd Conductors	Additions	107001	2021	5	11,693
0110	ARCST156	Cust Requested 011560	KU-136700- KY Undergrnd Conductors	Additions	107001	2021	6	11,207
0110	ARCST156	Cust Requested 011560	KU-136700- KY Undergrnd Conductors	Additions	107001	2021	7	20,673
0110	ARCST156	Cust Requested 011560	KU-136700- KY Undergrnd Conductors	Additions	107001	2021	8	8,101
0110	ARCST156	Cust Requested 011560	KU-136700- KY Undergrnd Conductors	Additions	107001	2021	9	6,304
0110	ARCST156	Cust Requested 011560	KU-136700- KY Undergrnd Conductors	Additions	107001	2021	10	6,049
0110	ARCST156	Cust Requested 011560	KU-136700- KY Undergrnd Conductors	Additions	107001	2021	11	5,058
0110	ARCST156	Cust Requested 011560	KU-136700- KY Undergrnd Conductors	Additions	107001	2021	12	5,058
0110	ARCST156	Cust Requested 011560	KU-136700- KY Undergrnd Conductors	Additions	107001	2022	1	3,292
0110	ARCST156	Cust Requested 011560	KU-136700- KY Undergrnd Conductors	Additions	107001	2022	2	3,292
0110	ARCST156	Cust Requested 011560	KU-136700- KY Undergrnd Conductors	Additions	107001	2022	3	12,298
0110	ARCST156	Cust Requested 011560	KU-136700- KY Undergrnd Conductors	Additions	107001	2022	4	6,340
0110	ARCST156	Cust Requested 011560	KU-136700- KY Undergrnd Conductors	Additions	107001	2022	5	8,140
0110	ARCST156	Cust Requested 011560	KU-136700- KY Undergrnd Conductors	Additions	107001	2022	6	9,942
0110	ARCST156	Cust Requested 011560	KU-136700- KY Undergrnd Conductors	Removals	108901	2021	3	1,797
0110	ARCST156	Cust Requested 011560	KU-136700- KY Undergrnd Conductors	Removals	108901	2021	8	1,797
0110	ARCST156	Cust Requested 011560	KU-136700- KY Undergrnd Conductors	Removals	108901	2021	9	1,797
0110	ARCST156	Cust Requested 011560	KU-136700- KY Undergrnd Conductors	Removals	108901	2022	3	1,802
0110	ARCST156	Cust Requested 011560	KU-136700- KY Undergrnd Conductors	Removals	108901	2022	5	1,802
0110	ARCST216	Cust Requested 012160	KU-136700- KY Undergrnd Conductors	Additions	107001	2021	1	9,634
0110	ARCST216	Cust Requested 012160	KU-136700- KY Undergrnd Conductors	Additions	107001	2021	2	9,147
0110	ARCST216	Cust Requested 012160	KU-136700- KY Undergrnd Conductors	Additions	107001	2021	3	6,929
0110	ARCST216	Cust Requested 012160	KU-136700- KY Undergrnd Conductors	Additions	107001	2021	4	6,929
0110	ARCST216	Cust Requested 012160	KU-136700- KY Undergrnd Conductors	Additions	107001	2021	5	6,929
0110	ARCST216	Cust Requested 012160	KU-136700- KY Undergrnd Conductors	Additions	107001	2021	6	9,147
0110	ARCST216	Cust Requested 012160	KU-136700- KY Undergrnd Conductors	Additions	107001	2021	7	6,929
0110	ARCST216	Cust Requested 012160	KU-136700- KY Undergrnd Conductors	Additions	107001	2021	8	6,929
0110	ARCST216	Cust Requested 012160	KU-136700- KY Undergrnd Conductors	Additions	107001	2021	9	6,929
0110	ARCST216	Cust Requested 012160	KU-136700- KY Undergrnd Conductors	Additions	107001	2021	10	6,929
0110	ARCST216	Cust Requested 012160	KU-136700- KY Undergrnd Conductors	Additions	107001	2021	11	6,929
0110	ARCST216	Cust Requested 012160	KU-136700- KY Undergrnd Conductors	Additions	107001	2021	12	5,683
0110	ARCST216	Cust Requested 012160	KU-136700- KY Undergrnd Conductors	Additions	107001	2022	1	8,184
0110	ARCST216	Cust Requested 012160	KU-136700- KY Undergrnd Conductors	Additions	107001	2022	2	8,184
0110	ARCST216	Cust Requested 012160	KU-136700- KY Undergrnd Conductors	Additions	107001	2022	3	8,184
0110	ARCST216	Cust Requested 012160	KU-136700- KY Undergrnd Conductors	Additions	107001	2022	4	8,184
0110	ARCST216	Cust Requested 012160	KU-136700- KY Undergrnd Conductors	Additions	107001	2022	5	8,184
0110	ARCST216	Cust Requested 012160	KU-136700- KY Undergrnd Conductors	Additions	107001	2022	6	6,938
0110	ARCST216	Cust Requested 012160	KU-136700- KY Undergrnd Conductors	Removals	108901	2021	3	(1,000)
0110	ARCST216	Cust Requested 012160	KU-136700- KY Undergrnd Conductors	Removals	108901	2021	4	(1,000)
0110	ARCST216	Cust Requested 012160	KU-136700- KY Undergrnd Conductors	Removals	108901	2021	5	(1,000)
0110	ARCST216	Cust Requested 012160	KU-136700- KY Undergrnd Conductors	Removals	108901	2021	6	(1,000)

0110	ARCST246	Cust Requested 012460	KU-136700- KY Undergrnd Conductors	Additions	107001	2021	10	9,132
0110	ARCST246	Cust Requested 012460	KU-136700- KY Undergrnd Conductors	Additions	107001	2021	12	7,648
0110	ARCST246	Cust Requested 012460	KU-136700- KY Undergrnd Conductors	Additions	107001	2022	2	10,842
0110	ARCST246	Cust Requested 012460	KU-136700- KY Undergrnd Conductors	Additions	107001	2022	4	9,149
0110	ARCST246	Cust Requested 012460	KU-136700- KY Undergrnd Conductors	Additions	107001	2022	6	9,149
0110	ARCST256	Cust Requested 012560	KU-136700- KY Undergrnd Conductors	Additions	107001	2021	1	16,080
0110	ARCST256	Cust Requested 012560	KU-136700- KY Undergrnd Conductors	Additions	107001	2021	2	11,414
0110	ARCST256	Cust Requested 012560	KU-136700- KY Undergrnd Conductors	Additions	107001	2021	3	18,049
0110	ARCST256	Cust Requested 012560	KU-136700- KY Undergrnd Conductors	Additions	107001	2021	4	9,508
0110	ARCST256	Cust Requested 012560	KU-136700- KY Undergrnd Conductors	Additions	107001	2021	5	9,503
0110	ARCST256	Cust Requested 012560	KU-136700- KY Undergrnd Conductors	Additions	107001	2021	6	12,931
0110	ARCST256	Cust Requested 012560	KU-136700- KY Undergrnd Conductors	Additions	107001	2021	7	14,605
0110	ARCST256	Cust Requested 012560	KU-136700- KY Undergrnd Conductors	Additions	107001	2021	8	8,337
0110	ARCST256	Cust Requested 012560	KU-136700- KY Undergrnd Conductors	Additions	107001	2021	9	14,228
0110	ARCST256	Cust Requested 012560	KU-136700- KY Undergrnd Conductors	Additions	107001	2021	10	10,626
0110	ARCST256	Cust Requested 012560	KU-136700- KY Undergrnd Conductors	Additions	107001	2021	11	6,860
0110	ARCST256	Cust Requested 012560	KU-136700- KY Undergrnd Conductors	Additions	107001	2021	12	7,228
0110	ARCST256	Cust Requested 012560	KU-136700- KY Undergrnd Conductors	Additions	107001	2022	1	16,455
0110	ARCST256	Cust Requested 012560	KU-136700- KY Undergrnd Conductors	Additions	107001	2022	2	12,525
0110	ARCST256	Cust Requested 012560	KU-136700- KY Undergrnd Conductors	Additions	107001	2022	3	18,739
0110	ARCST256	Cust Requested 012560	KU-136700- KY Undergrnd Conductors	Additions	107001	2022	4	10,177
0110	ARCST256	Cust Requested 012560	KU-136700- KY Undergrnd Conductors	Additions	107001	2022	5	9,549
0110	ARCST256	Cust Requested 012560	KU-136700- KY Undergrnd Conductors	Additions	107001	2022	6	12,983
0110	ARCST256	Cust Requested 012560	KU-136700- KY Undergrnd Conductors	Removals	108901	2021	1	234
0110	ARCST256	Cust Requested 012560	KU-136700- KY Undergrnd Conductors	Removals	108901	2021	2	234
0110	ARCST256	Cust Requested 012560	KU-136700- KY Undergrnd Conductors	Removals	108901	2021	3	933
0110	ARCST256	Cust Requested 012560	KU-136700- KY Undergrnd Conductors	Removals	108901	2021	4	234
0110	ARCST256	Cust Requested 012560	KU-136700- KY Undergrnd Conductors	Removals	108901	2021	5	234
0110	ARCST256	Cust Requested 012560	KU-136700- KY Undergrnd Conductors	Removals	108901	2021	6	933
0110	ARCST256	Cust Requested 012560	KU-136700- KY Undergrnd Conductors	Removals	108901	2021	7	234
0110	ARCST256	Cust Requested 012560	KU-136700- KY Undergrnd Conductors	Removals	108901	2021	8	234
0110	ARCST256	Cust Requested 012560	KU-136700- KY Undergrnd Conductors	Removals	108901	2021	9	933
0110	ARCST256	Cust Requested 012560	KU-136700- KY Undergrnd Conductors	Removals	108901	2021	10	234
0110	ARCST256	Cust Requested 012560	KU-136700- KY Undergrnd Conductors	Removals	108901	2021	11	234
0110	ARCST256	Cust Requested 012560	KU-136700- KY Undergrnd Conductors	Removals	108901	2021	12	234
0110	ARCST256	Cust Requested 012560	KU-136700- KY Undergrnd Conductors	Removals	108901	2022	1	234
0110	ARCST256	Cust Requested 012560	KU-136700- KY Undergrnd Conductors	Removals	108901	2022	2	234
0110	ARCST256	Cust Requested 012560	KU-136700- KY Undergrnd Conductors	Removals	108901	2022	3	936
0110	ARCST256	Cust Requested 012560	KU-136700- KY Undergrnd Conductors	Removals	108901	2022	4	234
0110	ARCST256	Cust Requested 012560	KU-136700- KY Undergrnd Conductors	Removals	108901	2022	5	234
0110	ARCST256	Cust Requested 012560	KU-136700- KY Undergrnd Conductors	Removals	108901	2022	6	936
0110	ARCST315	Cust Requested 013150	KU-136700- KY Undergrnd Conductors	Additions	107001	2021	1	65,445
0110	ARCST315	Cust Requested 013150	KU-136700- KY Undergrnd Conductors	Additions	107001	2021	2	65,445
0110	ARCST315	Cust Requested 013150	KU-136700- KY Undergrnd Conductors	Additions	107001	2021	3	67,626
0110	ARCST315	Cust Requested 013150	KU-136700- KY Undergrnd Conductors	Additions	107001	2021	4	67,626
0110	ARCST315	Cust Requested 013150	KU-136700- KY Undergrnd Conductors	Additions	107001	2021	5	51,909
0110	ARCST315	Cust Requested 013150	KU-136700- KY Undergrnd Conductors	Additions	107001	2021	6	59,957

0110	ARCST315	Cust Requested 013150	KU-136700- KY Undergrnd Conductors	Additions	107001	2021	7	55,596
0110	ARCST315	Cust Requested 013150	KU-136700- KY Undergrnd Conductors	Additions	107001	2021	8	61,329
0110	ARCST315	Cust Requested 013150	KU-136700- KY Undergrnd Conductors	Additions	107001	2021	9	58,902
0110	ARCST315	Cust Requested 013150	KU-136700- KY Undergrnd Conductors	Additions	107001	2021	10	56,722
0110	ARCST315	Cust Requested 013150	KU-136700- KY Undergrnd Conductors	Additions	107001	2021	11	54,541
0110	ARCST315	Cust Requested 013150	KU-136700- KY Undergrnd Conductors	Additions	107001	2021	12	55,596
0110	ARCST315	Cust Requested 013150	KU-136700- KY Undergrnd Conductors	Additions	107001	2022	1	69,809
0110	ARCST315	Cust Requested 013150	KU-136700- KY Undergrnd Conductors	Additions	107001	2022	2	67,623
0110	ARCST315	Cust Requested 013150	KU-136700- KY Undergrnd Conductors	Additions	107001	2022	3	77,948
0110	ARCST315	Cust Requested 013150	KU-136700- KY Undergrnd Conductors	Additions	107001	2022	4	67,623
0110	ARCST315	Cust Requested 013150	KU-136700- KY Undergrnd Conductors	Additions	107001	2022	5	57,997
0110	ARCST315	Cust Requested 013150	KU-136700- KY Undergrnd Conductors	Additions	107001	2022	6	65,377
0110	ARCST315	Cust Requested 013150	KU-136700- KY Undergrnd Conductors	Removals	108901	2021	1	(3,439)
0110	ARCST315	Cust Requested 013150	KU-136700- KY Undergrnd Conductors	Removals	108901	2021	2	(5,134)
0110	ARCST315	Cust Requested 013150	KU-136700- KY Undergrnd Conductors	Removals	108901	2021	3	(3,439)
0110	ARCST315	Cust Requested 013150	KU-136700- KY Undergrnd Conductors	Removals	108901	2021	4	(4,565)
0110	ARCST315	Cust Requested 013150	KU-136700- KY Undergrnd Conductors	Removals	108901	2021	5	(6,260)
0110	ARCST315	Cust Requested 013150	KU-136700- KY Undergrnd Conductors	Removals	108901	2021	6	(3,439)
0110	ARCST315	Cust Requested 013150	KU-136700- KY Undergrnd Conductors	Removals	108901	2021	7	(6,260)
0110	ARCST315	Cust Requested 013150	KU-136700- KY Undergrnd Conductors	Removals	108901	2021	8	(5,134)
0110	ARCST315	Cust Requested 013150	KU-136700- KY Undergrnd Conductors	Removals	108901	2021	9	(6,260)
0110	ARCST315	Cust Requested 013150	KU-136700- KY Undergrnd Conductors	Removals	108901	2021	10	(5,134)
0110	ARCST315	Cust Requested 013150	KU-136700- KY Undergrnd Conductors	Removals	108901	2021	11	(6,746)
0110	ARCST315	Cust Requested 013150	KU-136700- KY Undergrnd Conductors	Removals	108901	2021	12	(5,620)
0110	ARCST315	Cust Requested 013150	KU-136700- KY Undergrnd Conductors	Removals	108901	2022	1	(3,423)
0110	ARCST315	Cust Requested 013150	KU-136700- KY Undergrnd Conductors	Removals	108901	2022	2	(5,124)
0110	ARCST315	Cust Requested 013150	KU-136700- KY Undergrnd Conductors	Removals	108901	2022	3	(3,423)
0110	ARCST315	Cust Requested 013150	KU-136700- KY Undergrnd Conductors	Removals	108901	2022	4	(4,549)
0110	ARCST315	Cust Requested 013150	KU-136700- KY Undergrnd Conductors	Removals	108901	2022	5	(4,063)
0110	ARCST315	Cust Requested 013150	KU-136700- KY Undergrnd Conductors	Removals	108901	2022	6	(3,423)
0110	ARCST366	Cust Requested 013660	KU-136700- KY Undergrnd Conductors	Additions	107001	2021	1	2,953
0110	ARCST366	Cust Requested 013660	KU-136700- KY Undergrnd Conductors	Additions	107001	2021	2	2,330
0110	ARCST366	Cust Requested 013660	KU-136700- KY Undergrnd Conductors	Additions	107001	2021	3	4,139
0110	ARCST366	Cust Requested 013660	KU-136700- KY Undergrnd Conductors	Additions	107001	2021	4	4,099
0110	ARCST366	Cust Requested 013660	KU-136700- KY Undergrnd Conductors	Additions	107001	2021	5	2,330
0110	ARCST366	Cust Requested 013660	KU-136700- KY Undergrnd Conductors	Additions	107001	2021	6	4,762
0110	ARCST366	Cust Requested 013660	KU-136700- KY Undergrnd Conductors	Additions	107001	2021	7	2,953
0110	ARCST366	Cust Requested 013660	KU-136700- KY Undergrnd Conductors	Additions	107001	2021	8	5,325
0110	ARCST366	Cust Requested 013660	KU-136700- KY Undergrnd Conductors	Additions	107001	2021	9	2,330
0110	ARCST366	Cust Requested 013660	KU-136700- KY Undergrnd Conductors	Additions	107001	2021	10	2,953
0110	ARCST366	Cust Requested 013660	KU-136700- KY Undergrnd Conductors	Additions	107001	2021	11	3,516
0110	ARCST366	Cust Requested 013660	KU-136700- KY Undergrnd Conductors	Additions	107001	2021	12	4,079
0110	ARCST366	Cust Requested 013660	KU-136700- KY Undergrnd Conductors	Additions	107001	2022	1	1,958
0110	ARCST366	Cust Requested 013660	KU-136700- KY Undergrnd Conductors	Additions	107001	2022	2	335
0110	ARCST366	Cust Requested 013660	KU-136700- KY Undergrnd Conductors	Additions	107001	2022	3	2,144
0110	ARCST366	Cust Requested 013660	KU-136700- KY Undergrnd Conductors	Additions	107001	2022	4	3,102
0110	ARCST366	Cust Requested 013660	KU-136700- KY Undergrnd Conductors	Additions	107001	2022	5	1,335

0110	ARCST426	Cust Requested 014260	KU-136700- KY Undergrnd Conductors	Additions	107001	2022	4	16,820
0110	ARCST426	Cust Requested 014260	KU-136700- KY Undergrnd Conductors	Additions	107001	2022	5	19,181
0110	ARCST426	Cust Requested 014260	KU-136700- KY Undergrnd Conductors	Additions	107001	2022	6	15,694
0110	ARCST426	Cust Requested 014260	KU-136700- KY Undergrnd Conductors	Removals	108901	2021	1	1,126
0110	ARCST426	Cust Requested 014260	KU-136700- KY Undergrnd Conductors	Removals	108901	2021	2	1,126
0110	ARCST426	Cust Requested 014260	KU-136700- KY Undergrnd Conductors	Removals	108901	2021	3	1,126
0110	ARCST426	Cust Requested 014260	KU-136700- KY Undergrnd Conductors	Removals	108901	2021	4	1,126
0110	ARCST426	Cust Requested 014260	KU-136700- KY Undergrnd Conductors	Removals	108901	2021	5	1,126
0110	ARCST426	Cust Requested 014260	KU-136700- KY Undergrnd Conductors	Removals	108901	2021	6	1,126
0110	ARCST426	Cust Requested 014260	KU-136700- KY Undergrnd Conductors	Removals	108901	2021	7	1,126
0110	ARCST426	Cust Requested 014260	KU-136700- KY Undergrnd Conductors	Removals	108901	2021	8	1,126
0110	ARCST426	Cust Requested 014260	KU-136700- KY Undergrnd Conductors	Removals	108901	2021	9	1,126
0110	ARCST426	Cust Requested 014260	KU-136700- KY Undergrnd Conductors	Removals	108901	2021	10	1,126
0110	ARCST426	Cust Requested 014260	KU-136700- KY Undergrnd Conductors	Removals	108901	2021	11	1,126
0110	ARCST426	Cust Requested 014260	KU-136700- KY Undergrnd Conductors	Removals	108901	2021	12	1,126
0110	ARCST426	Cust Requested 014260	KU-136700- KY Undergrnd Conductors	Removals	108901	2022	1	1,126
0110	ARCST426	Cust Requested 014260	KU-136700- KY Undergrnd Conductors	Removals	108901	2022	2	1,126
0110	ARCST426	Cust Requested 014260	KU-136700- KY Undergrnd Conductors	Removals	108901	2022	3	1,126
0110	ARCST426	Cust Requested 014260	KU-136700- KY Undergrnd Conductors	Removals	108901	2022	4	1,126
0110	ARCST426	Cust Requested 014260	KU-136700- KY Undergrnd Conductors	Removals	108901	2022	5	1,126
0110	ARCST426	Cust Requested 014260	KU-136700- KY Undergrnd Conductors	Removals	108901	2022	6	1,126
0110	ARCST766	Cust Requested 017660	KU-136700- VA Undergrnd Conductors	Additions	107001	2021	1	10,541
0110	ARCST766	Cust Requested 017660	KU-136700- VA Undergrnd Conductors	Additions	107001	2021	2	11,056
0110	ARCST766	Cust Requested 017660	KU-136700- VA Undergrnd Conductors	Additions	107001	2021	3	18,789
0110	ARCST766	Cust Requested 017660	KU-136700- VA Undergrnd Conductors	Additions	107001	2021	4	13,384
0110	ARCST766	Cust Requested 017660	KU-136700- VA Undergrnd Conductors	Additions	107001	2021	5	9,705
0110	ARCST766	Cust Requested 017660	KU-136700- VA Undergrnd Conductors	Additions	107001	2021	6	8,459
0110	ARCST766	Cust Requested 017660	KU-136700- VA Undergrnd Conductors	Additions	107001	2021	7	6,974
0110	ARCST766	Cust Requested 017660	KU-136700- VA Undergrnd Conductors	Additions	107001	2021	8	23,919
0110	ARCST766	Cust Requested 017660	KU-136700- VA Undergrnd Conductors	Additions	107001	2021	9	14,426
0110	ARCST766	Cust Requested 017660	KU-136700- VA Undergrnd Conductors	Additions	107001	2021	10	10,781
0110	ARCST766	Cust Requested 017660	KU-136700- VA Undergrnd Conductors	Additions	107001	2021	11	10,372
0110	ARCST766	Cust Requested 017660	KU-136700- VA Undergrnd Conductors	Additions	107001	2021	12	8,049
0110	ARCST766	Cust Requested 017660	KU-136700- VA Undergrnd Conductors	Additions	107001	2022	1	13,970
0110	ARCST766	Cust Requested 017660	KU-136700- VA Undergrnd Conductors	Additions	107001	2022	2	11,643
0110	ARCST766	Cust Requested 017660	KU-136700- VA Undergrnd Conductors	Additions	107001	2022	3	17,468
0110	ARCST766	Cust Requested 017660	KU-136700- VA Undergrnd Conductors	Additions	107001	2022	4	10,561
0110	ARCST766	Cust Requested 017660	KU-136700- VA Undergrnd Conductors	Additions	107001	2022	5	14,895
0110	ARCST766	Cust Requested 017660	KU-136700- VA Undergrnd Conductors	Additions	107001	2022	6	13,895
0110	ARCST766	Cust Requested 017660	KU-136700- VA Undergrnd Conductors	Removals	108901	2021	3	4,645
0110	ARCST766	Cust Requested 017660	KU-136700- VA Undergrnd Conductors	Removals	108901	2021	4	1,126
0110	ARCST766	Cust Requested 017660	KU-136700- VA Undergrnd Conductors	Removals	108901	2021	8	4,645
0110	ARCST766	Cust Requested 017660	KU-136700- VA Undergrnd Conductors	Removals	108901	2022	3	4,655
0110	ARCST766	Cust Requested 017660	KU-136700- VA Undergrnd Conductors	Removals	108901	2022	6	1,126
0110	ARDD1560	Cap Rep Def OH 011560	KU-136500- KY Overhead Conductor	Additions	107001	2021	1	88,217
0110	ARDD1560	Cap Rep Def OH 011560	KU-136500- KY Overhead Conductor	Additions	107001	2021	2	88,004
0110	ARDD1560	Cap Rep Def OH 011560	KU-136500- KY Overhead Conductor	Additions	107001	2021	3	89,145

0110	ARDD236U	Cap Rep Def UG 012360	KU-136700- KY Undergrnd Conductors	Removals	108901	2022	5	282
0110	ARDD236U	Cap Rep Def UG 012360	KU-136700- KY Undergrnd Conductors	Removals	108901	2022	6	282
0110	ARDD246O	Cap Rep Def OH 012460	KU-136500- KY Overhead Conductor	Additions	107001	2021	1	6,330
0110	ARDD246O	Cap Rep Def OH 012460	KU-136500- KY Overhead Conductor	Additions	107001	2021	2	10,980
0110	ARDD246O	Cap Rep Def OH 012460	KU-136500- KY Overhead Conductor	Additions	107001	2021	3	9,237
0110	ARDD246O	Cap Rep Def OH 012460	KU-136500- KY Overhead Conductor	Additions	107001	2021	4	4,983
0110	ARDD246O	Cap Rep Def OH 012460	KU-136500- KY Overhead Conductor	Additions	107001	2021	5	7,265
0110	ARDD246O	Cap Rep Def OH 012460	KU-136500- KY Overhead Conductor	Additions	107001	2021	6	9,548
0110	ARDD246O	Cap Rep Def OH 012460	KU-136500- KY Overhead Conductor	Additions	107001	2021	7	6,123
0110	ARDD246O	Cap Rep Def OH 012460	KU-136500- KY Overhead Conductor	Additions	107001	2021	8	4,983
0110	ARDD246O	Cap Rep Def OH 012460	KU-136500- KY Overhead Conductor	Additions	107001	2021	9	7,265
0110	ARDD246O	Cap Rep Def OH 012460	KU-136500- KY Overhead Conductor	Additions	107001	2021	10	7,265
0110	ARDD246O	Cap Rep Def OH 012460	KU-136500- KY Overhead Conductor	Additions	107001	2021	11	4,468
0110	ARDD246O	Cap Rep Def OH 012460	KU-136500- KY Overhead Conductor	Additions	107001	2021	12	3,384
0110	ARDD246O	Cap Rep Def OH 012460	KU-136500- KY Overhead Conductor	Additions	107001	2022	1	7,276
0110	ARDD246O	Cap Rep Def OH 012460	KU-136500- KY Overhead Conductor	Additions	107001	2022	2	11,622
0110	ARDD246O	Cap Rep Def OH 012460	KU-136500- KY Overhead Conductor	Additions	107001	2022	3	9,563
0110	ARDD246O	Cap Rep Def OH 012460	KU-136500- KY Overhead Conductor	Additions	107001	2022	4	4,989
0110	ARDD246O	Cap Rep Def OH 012460	KU-136500- KY Overhead Conductor	Additions	107001	2022	5	7,276
0110	ARDD246O	Cap Rep Def OH 012460	KU-136500- KY Overhead Conductor	Additions	107001	2022	6	9,563
0110	ARDD246O	Cap Rep Def OH 012460	KU-136500- KY Overhead Conductor	Removals	108901	2021	11	1,712
0110	ARDD256O	Cap Rep Def OH 012560	KU-136500- KY Overhead Conductor	Additions	107001	2021	1	8,293
0110	ARDD256O	Cap Rep Def OH 012560	KU-136500- KY Overhead Conductor	Additions	107001	2021	2	15,808
0110	ARDD256O	Cap Rep Def OH 012560	KU-136500- KY Overhead Conductor	Additions	107001	2021	3	16,523
0110	ARDD256O	Cap Rep Def OH 012560	KU-136500- KY Overhead Conductor	Additions	107001	2021	4	8,983
0110	ARDD256O	Cap Rep Def OH 012560	KU-136500- KY Overhead Conductor	Additions	107001	2021	5	11,316
0110	ARDD256O	Cap Rep Def OH 012560	KU-136500- KY Overhead Conductor	Additions	107001	2021	6	11,825
0110	ARDD256O	Cap Rep Def OH 012560	KU-136500- KY Overhead Conductor	Additions	107001	2021	7	13,362
0110	ARDD256O	Cap Rep Def OH 012560	KU-136500- KY Overhead Conductor	Additions	107001	2021	8	19,656
0110	ARDD256O	Cap Rep Def OH 012560	KU-136500- KY Overhead Conductor	Additions	107001	2021	9	9,394
0110	ARDD256O	Cap Rep Def OH 012560	KU-136500- KY Overhead Conductor	Additions	107001	2021	10	12,678
0110	ARDD256O	Cap Rep Def OH 012560	KU-136500- KY Overhead Conductor	Additions	107001	2021	11	11,903
0110	ARDD256O	Cap Rep Def OH 012560	KU-136500- KY Overhead Conductor	Additions	107001	2021	12	12,597
0110	ARDD256O	Cap Rep Def OH 012560	KU-136500- KY Overhead Conductor	Additions	107001	2022	1	10,666
0110	ARDD256O	Cap Rep Def OH 012560	KU-136500- KY Overhead Conductor	Additions	107001	2022	2	18,088
0110	ARDD256O	Cap Rep Def OH 012560	KU-136500- KY Overhead Conductor	Additions	107001	2022	3	17,032
0110	ARDD256O	Cap Rep Def OH 012560	KU-136500- KY Overhead Conductor	Additions	107001	2022	4	9,007
0110	ARDD256O	Cap Rep Def OH 012560	KU-136500- KY Overhead Conductor	Additions	107001	2022	5	11,347
0110	ARDD256O	Cap Rep Def OH 012560	KU-136500- KY Overhead Conductor	Additions	107001	2022	6	11,854
0110	ARDD256O	Cap Rep Def OH 012560	KU-136500- KY Overhead Conductor	Removals	108901	2021	1	2,333
0110	ARDD256O	Cap Rep Def OH 012560	KU-136500- KY Overhead Conductor	Removals	108901	2021	7	2,333
0110	ARDD256O	Cap Rep Def OH 012560	KU-136500- KY Overhead Conductor	Removals	108901	2021	10	(1,000)
0110	ARDD256O	Cap Rep Def OH 012560	KU-136500- KY Overhead Conductor	Removals	108901	2022	1	2,339
0110	ARDD256U	Cap Rep Def UG 012560	KU-136700- KY Undergrnd Conductors	Additions	107001	2021	1	467
0110	ARDD256U	Cap Rep Def UG 012560	KU-136700- KY Undergrnd Conductors	Additions	107001	2021	2	467
0110	ARDD256U	Cap Rep Def UG 012560	KU-136700- KY Undergrnd Conductors	Additions	107001	2021	3	5,912
0110	ARDD256U	Cap Rep Def UG 012560	KU-136700- KY Undergrnd Conductors	Additions	107001	2021	4	117

0110	ARDD256U	Cap Rep Def UG 012560	KU-136700- KY Undergrnd Conductors	Additions	107001	2021	5	5,912
0110	ARDD256U	Cap Rep Def UG 012560	KU-136700- KY Undergrnd Conductors	Additions	107001	2021	8	3,890
0110	ARDD256U	Cap Rep Def UG 012560	KU-136700- KY Undergrnd Conductors	Additions	107001	2021	10	2,956
0110	ARDD256U	Cap Rep Def UG 012560	KU-136700- KY Undergrnd Conductors	Additions	107001	2021	12	2,333
0110	ARDD256U	Cap Rep Def UG 012560	KU-136700- KY Undergrnd Conductors	Additions	107001	2022	1	467
0110	ARDD256U	Cap Rep Def UG 012560	KU-136700- KY Undergrnd Conductors	Additions	107001	2022	2	467
0110	ARDD256U	Cap Rep Def UG 012560	KU-136700- KY Undergrnd Conductors	Additions	107001	2022	3	6,850
0110	ARDD256U	Cap Rep Def UG 012560	KU-136700- KY Undergrnd Conductors	Additions	107001	2022	4	117
0110	ARDD256U	Cap Rep Def UG 012560	KU-136700- KY Undergrnd Conductors	Additions	107001	2022	5	5,924
0110	ARDD256U	Cap Rep Def UG 012560	KU-136700- KY Undergrnd Conductors	Removals	108901	2021	4	1,166
0110	ARDD256U	Cap Rep Def UG 012560	KU-136700- KY Undergrnd Conductors	Removals	108901	2021	9	1,166
0110	ARDD256U	Cap Rep Def UG 012560	KU-136700- KY Undergrnd Conductors	Removals	108901	2022	4	1,170
0110	ARDD3150	Cap Rep Def OH 013150	KU-136500- KY Overhead Conductor	Additions	107001	2021	1	83,589
0110	ARDD3150	Cap Rep Def OH 013150	KU-136500- KY Overhead Conductor	Additions	107001	2021	2	86,586
0110	ARDD3150	Cap Rep Def OH 013150	KU-136500- KY Overhead Conductor	Additions	107001	2021	3	88,401
0110	ARDD3150	Cap Rep Def OH 013150	KU-136500- KY Overhead Conductor	Additions	107001	2021	4	85,770
0110	ARDD3150	Cap Rep Def OH 013150	KU-136500- KY Overhead Conductor	Additions	107001	2021	5	75,680
0110	ARDD3150	Cap Rep Def OH 013150	KU-136500- KY Overhead Conductor	Additions	107001	2021	6	83,103
0110	ARDD3150	Cap Rep Def OH 013150	KU-136500- KY Overhead Conductor	Additions	107001	2021	7	77,981
0110	ARDD3150	Cap Rep Def OH 013150	KU-136500- KY Overhead Conductor	Additions	107001	2021	8	82,223
0110	ARDD3150	Cap Rep Def OH 013150	KU-136500- KY Overhead Conductor	Additions	107001	2021	9	80,042
0110	ARDD3150	Cap Rep Def OH 013150	KU-136500- KY Overhead Conductor	Additions	107001	2021	10	80,042
0110	ARDD3150	Cap Rep Def OH 013150	KU-136500- KY Overhead Conductor	Additions	107001	2021	11	75,680
0110	ARDD3150	Cap Rep Def OH 013150	KU-136500- KY Overhead Conductor	Additions	107001	2021	12	75,195
0110	ARDD3150	Cap Rep Def OH 013150	KU-136500- KY Overhead Conductor	Additions	107001	2022	1	91,991
0110	ARDD3150	Cap Rep Def OH 013150	KU-136500- KY Overhead Conductor	Additions	107001	2022	2	85,644
0110	ARDD3150	Cap Rep Def OH 013150	KU-136500- KY Overhead Conductor	Additions	107001	2022	3	88,590
0110	ARDD3150	Cap Rep Def OH 013150	KU-136500- KY Overhead Conductor	Additions	107001	2022	4	84,704
0110	ARDD3150	Cap Rep Def OH 013150	KU-136500- KY Overhead Conductor	Additions	107001	2022	5	83,944
0110	ARDD3150	Cap Rep Def OH 013150	KU-136500- KY Overhead Conductor	Additions	107001	2022	6	86,890
0110	ARDD3150	Cap Rep Def OH 013150	KU-136500- KY Overhead Conductor	Removals	108901	2021	1	(1,000)
0110	ARDD3150	Cap Rep Def OH 013150	KU-136500- KY Overhead Conductor	Removals	108901	2021	2	(1,000)
0110	ARDD3150	Cap Rep Def OH 013150	KU-136500- KY Overhead Conductor	Removals	108901	2021	3	1,181
0110	ARDD3150	Cap Rep Def OH 013150	KU-136500- KY Overhead Conductor	Removals	108901	2021	4	2,307
0110	ARDD3150	Cap Rep Def OH 013150	KU-136500- KY Overhead Conductor	Removals	108901	2021	5	(1,000)
0110	ARDD3150	Cap Rep Def OH 013150	KU-136500- KY Overhead Conductor	Removals	108901	2021	6	(1,000)
0110	ARDD3150	Cap Rep Def OH 013150	KU-136500- KY Overhead Conductor	Removals	108901	2021	7	(1,000)
0110	ARDD3150	Cap Rep Def OH 013150	KU-136500- KY Overhead Conductor	Removals	108901	2021	8	(1,000)
0110	ARDD3150	Cap Rep Def OH 013150	KU-136500- KY Overhead Conductor	Removals	108901	2021	9	(1,000)
0110	ARDD3150	Cap Rep Def OH 013150	KU-136500- KY Overhead Conductor	Removals	108901	2021	10	(1,000)
0110	ARDD3150	Cap Rep Def OH 013150	KU-136500- KY Overhead Conductor	Removals	108901	2021	11	(1,000)
0110	ARDD3150	Cap Rep Def OH 013150	KU-136500- KY Overhead Conductor	Removals	108901	2021	12	(1,000)
0110	ARDD3150	Cap Rep Def OH 013150	KU-136500- KY Overhead Conductor	Removals	108901	2022	1	(1,000)
0110	ARDD3150	Cap Rep Def OH 013150	KU-136500- KY Overhead Conductor	Removals	108901	2022	2	(1,000)
0110	ARDD3150	Cap Rep Def OH 013150	KU-136500- KY Overhead Conductor	Removals	108901	2022	3	1,186
0110	ARDD3150	Cap Rep Def OH 013150	KU-136500- KY Overhead Conductor	Removals	108901	2022	4	2,312
0110	ARDD3150	Cap Rep Def OH 013150	KU-136500- KY Overhead Conductor	Removals	108901	2022	5	(2,000)

0110	ARDD3150	Cap Rep Def OH 013150	KU-136500- KY Overhead Conductor	Removals	108901	2022	6	(1,000)
0110	ARDD315U	Cap Rep Def UG 013150	KU-136700- KY Undergrnd Conductors	Additions	107001	2021	1	66,085
0110	ARDD315U	Cap Rep Def UG 013150	KU-136700- KY Undergrnd Conductors	Additions	107001	2021	2	66,085
0110	ARDD315U	Cap Rep Def UG 013150	KU-136700- KY Undergrnd Conductors	Additions	107001	2021	3	66,534
0110	ARDD315U	Cap Rep Def UG 013150	KU-136700- KY Undergrnd Conductors	Additions	107001	2021	4	72,628
0110	ARDD315U	Cap Rep Def UG 013150	KU-136700- KY Undergrnd Conductors	Additions	107001	2021	5	62,658
0110	ARDD315U	Cap Rep Def UG 013150	KU-136700- KY Undergrnd Conductors	Additions	107001	2021	6	66,085
0110	ARDD315U	Cap Rep Def UG 013150	KU-136700- KY Undergrnd Conductors	Additions	107001	2021	7	60,477
0110	ARDD315U	Cap Rep Def UG 013150	KU-136700- KY Undergrnd Conductors	Additions	107001	2021	8	65,965
0110	ARDD315U	Cap Rep Def UG 013150	KU-136700- KY Undergrnd Conductors	Additions	107001	2021	9	67,780
0110	ARDD315U	Cap Rep Def UG 013150	KU-136700- KY Undergrnd Conductors	Additions	107001	2021	10	60,963
0110	ARDD315U	Cap Rep Def UG 013150	KU-136700- KY Undergrnd Conductors	Additions	107001	2021	11	63,904
0110	ARDD315U	Cap Rep Def UG 013150	KU-136700- KY Undergrnd Conductors	Additions	107001	2021	12	64,664
0110	ARDD315U	Cap Rep Def UG 013150	KU-136700- KY Undergrnd Conductors	Additions	107001	2022	1	66,201
0110	ARDD315U	Cap Rep Def UG 013150	KU-136700- KY Undergrnd Conductors	Additions	107001	2022	2	66,201
0110	ARDD315U	Cap Rep Def UG 013150	KU-136700- KY Undergrnd Conductors	Additions	107001	2022	3	66,656
0110	ARDD315U	Cap Rep Def UG 013150	KU-136700- KY Undergrnd Conductors	Additions	107001	2022	4	71,635
0110	ARDD315U	Cap Rep Def UG 013150	KU-136700- KY Undergrnd Conductors	Additions	107001	2022	5	76,250
0110	ARDD315U	Cap Rep Def UG 013150	KU-136700- KY Undergrnd Conductors	Additions	107001	2022	6	67,902
0110	ARDD315U	Cap Rep Def UG 013150	KU-136700- KY Undergrnd Conductors	Removals	108901	2021	3	2,181
0110	ARDD315U	Cap Rep Def UG 013150	KU-136700- KY Undergrnd Conductors	Removals	108901	2022	3	2,186
0110	ARDD366O	Cap Rep Def OH 013660	KU-136500- KY Overhead Conductor	Additions	107001	2021	1	23,377
0110	ARDD366O	Cap Rep Def OH 013660	KU-136500- KY Overhead Conductor	Additions	107001	2021	2	22,251
0110	ARDD366O	Cap Rep Def OH 013660	KU-136500- KY Overhead Conductor	Additions	107001	2021	3	23,377
0110	ARDD366O	Cap Rep Def OH 013660	KU-136500- KY Overhead Conductor	Additions	107001	2021	4	19,922
0110	ARDD366O	Cap Rep Def OH 013660	KU-136500- KY Overhead Conductor	Additions	107001	2021	5	23,377
0110	ARDD366O	Cap Rep Def OH 013660	KU-136500- KY Overhead Conductor	Additions	107001	2021	6	22,251
0110	ARDD366O	Cap Rep Def OH 013660	KU-136500- KY Overhead Conductor	Additions	107001	2021	7	24,580
0110	ARDD366O	Cap Rep Def OH 013660	KU-136500- KY Overhead Conductor	Additions	107001	2021	8	21,688
0110	ARDD366O	Cap Rep Def OH 013660	KU-136500- KY Overhead Conductor	Additions	107001	2021	9	22,251
0110	ARDD366O	Cap Rep Def OH 013660	KU-136500- KY Overhead Conductor	Additions	107001	2021	10	23,415
0110	ARDD366O	Cap Rep Def OH 013660	KU-136500- KY Overhead Conductor	Additions	107001	2021	11	23,377
0110	ARDD366O	Cap Rep Def OH 013660	KU-136500- KY Overhead Conductor	Additions	107001	2021	12	15,723
0110	ARDD366O	Cap Rep Def OH 013660	KU-136500- KY Overhead Conductor	Additions	107001	2022	1	23,425
0110	ARDD366O	Cap Rep Def OH 013660	KU-136500- KY Overhead Conductor	Additions	107001	2022	2	22,299
0110	ARDD366O	Cap Rep Def OH 013660	KU-136500- KY Overhead Conductor	Additions	107001	2022	3	23,425
0110	ARDD366O	Cap Rep Def OH 013660	KU-136500- KY Overhead Conductor	Additions	107001	2022	4	19,964
0110	ARDD366O	Cap Rep Def OH 013660	KU-136500- KY Overhead Conductor	Additions	107001	2022	5	23,425
0110	ARDD366O	Cap Rep Def OH 013660	KU-136500- KY Overhead Conductor	Additions	107001	2022	6	22,299
0110	ARDD366O	Cap Rep Def OH 013660	KU-136500- KY Overhead Conductor	Removals	108901	2021	1	3,456
0110	ARDD366O	Cap Rep Def OH 013660	KU-136500- KY Overhead Conductor	Removals	108901	2021	2	2,456
0110	ARDD366O	Cap Rep Def OH 013660	KU-136500- KY Overhead Conductor	Removals	108901	2021	3	3,456
0110	ARDD366O	Cap Rep Def OH 013660	KU-136500- KY Overhead Conductor	Removals	108901	2021	4	2,456
0110	ARDD366O	Cap Rep Def OH 013660	KU-136500- KY Overhead Conductor	Removals	108901	2021	5	3,456
0110	ARDD366O	Cap Rep Def OH 013660	KU-136500- KY Overhead Conductor	Removals	108901	2021	6	2,456
0110	ARDD366O	Cap Rep Def OH 013660	KU-136500- KY Overhead Conductor	Removals	108901	2021	7	3,456
0110	ARDD366O	Cap Rep Def OH 013660	KU-136500- KY Overhead Conductor	Removals	108901	2021	8	2,456

0110	ARDD366O	Cap Rep Def OH 013660	KU-136500- KY Overhead Conductor	Removals	108901	2021	9	3,456
0110	ARDD366O	Cap Rep Def OH 013660	KU-136500- KY Overhead Conductor	Removals	108901	2021	10	2,456
0110	ARDD366O	Cap Rep Def OH 013660	KU-136500- KY Overhead Conductor	Removals	108901	2021	11	3,456
0110	ARDD366O	Cap Rep Def OH 013660	KU-136500- KY Overhead Conductor	Removals	108901	2021	12	4,582
0110	ARDD366O	Cap Rep Def OH 013660	KU-136500- KY Overhead Conductor	Removals	108901	2022	1	3,461
0110	ARDD366O	Cap Rep Def OH 013660	KU-136500- KY Overhead Conductor	Removals	108901	2022	2	3,628
0110	ARDD366O	Cap Rep Def OH 013660	KU-136500- KY Overhead Conductor	Removals	108901	2022	3	4,628
0110	ARDD366O	Cap Rep Def OH 013660	KU-136500- KY Overhead Conductor	Removals	108901	2022	4	2,461
0110	ARDD366O	Cap Rep Def OH 013660	KU-136500- KY Overhead Conductor	Removals	108901	2022	5	4,628
0110	ARDD366O	Cap Rep Def OH 013660	KU-136500- KY Overhead Conductor	Removals	108901	2022	6	2,461
0110	ARDD366U	Cap Rep Def UG 013660	KU-136700- KY Undergrnd Conductors	Additions	107001	2021	1	5,866
0110	ARDD366U	Cap Rep Def UG 013660	KU-136700- KY Undergrnd Conductors	Additions	107001	2021	2	4,702
0110	ARDD366U	Cap Rep Def UG 013660	KU-136700- KY Undergrnd Conductors	Additions	107001	2021	3	4,079
0110	ARDD366U	Cap Rep Def UG 013660	KU-136700- KY Undergrnd Conductors	Additions	107001	2021	4	2,372
0110	ARDD366U	Cap Rep Def UG 013660	KU-136700- KY Undergrnd Conductors	Additions	107001	2021	5	1,749
0110	ARDD366U	Cap Rep Def UG 013660	KU-136700- KY Undergrnd Conductors	Additions	107001	2021	6	5,866
0110	ARDD366U	Cap Rep Def UG 013660	KU-136700- KY Undergrnd Conductors	Additions	107001	2021	7	4,702
0110	ARDD366U	Cap Rep Def UG 013660	KU-136700- KY Undergrnd Conductors	Additions	107001	2021	8	4,702
0110	ARDD366U	Cap Rep Def UG 013660	KU-136700- KY Undergrnd Conductors	Additions	107001	2021	9	5,283
0110	ARDD366U	Cap Rep Def UG 013660	KU-136700- KY Undergrnd Conductors	Additions	107001	2021	10	4,702
0110	ARDD366U	Cap Rep Def UG 013660	KU-136700- KY Undergrnd Conductors	Additions	107001	2021	11	1,126
0110	ARDD366U	Cap Rep Def UG 013660	KU-136700- KY Undergrnd Conductors	Additions	107001	2021	12	3,498
0110	ARDD366U	Cap Rep Def UG 013660	KU-136700- KY Undergrnd Conductors	Additions	107001	2022	1	5,874
0110	ARDD366U	Cap Rep Def UG 013660	KU-136700- KY Undergrnd Conductors	Additions	107001	2022	2	4,707
0110	ARDD366U	Cap Rep Def UG 013660	KU-136700- KY Undergrnd Conductors	Additions	107001	2022	3	4,084
0110	ARDD366U	Cap Rep Def UG 013660	KU-136700- KY Undergrnd Conductors	Additions	107001	2022	4	2,061
0110	ARDD366U	Cap Rep Def UG 013660	KU-136700- KY Undergrnd Conductors	Additions	107001	2022	5	1,749
0110	ARDD366U	Cap Rep Def UG 013660	KU-136700- KY Undergrnd Conductors	Additions	107001	2022	6	5,874
0110	ARDD366U	Cap Rep Def UG 013660	KU-136700- KY Undergrnd Conductors	Removals	108901	2021	4	1,126
0110	ARDD366U	Cap Rep Def UG 013660	KU-136700- KY Undergrnd Conductors	Removals	108901	2021	5	2,330
0110	ARDD366U	Cap Rep Def UG 013660	KU-136700- KY Undergrnd Conductors	Removals	108901	2021	8	1,126
0110	ARDD366U	Cap Rep Def UG 013660	KU-136700- KY Undergrnd Conductors	Removals	108901	2021	12	2,252
0110	ARDD366U	Cap Rep Def UG 013660	KU-136700- KY Undergrnd Conductors	Removals	108901	2022	3	1,752
0110	ARDD366U	Cap Rep Def UG 013660	KU-136700- KY Undergrnd Conductors	Removals	108901	2022	4	1,126
0110	ARDD366U	Cap Rep Def UG 013660	KU-136700- KY Undergrnd Conductors	Removals	108901	2022	5	2,335
0110	ARDD416O	Cap Rep Def OH 014160	KU-136500- KY Overhead Conductor	Additions	107001	2021	1	2,361
0110	ARDD416O	Cap Rep Def OH 014160	KU-136500- KY Overhead Conductor	Additions	107001	2021	2	4,721
0110	ARDD416O	Cap Rep Def OH 014160	KU-136500- KY Overhead Conductor	Additions	107001	2021	3	6,596
0110	ARDD416O	Cap Rep Def OH 014160	KU-136500- KY Overhead Conductor	Additions	107001	2021	4	2,361
0110	ARDD416O	Cap Rep Def OH 014160	KU-136500- KY Overhead Conductor	Additions	107001	2021	5	4,721
0110	ARDD416O	Cap Rep Def OH 014160	KU-136500- KY Overhead Conductor	Additions	107001	2021	6	4,721
0110	ARDD416O	Cap Rep Def OH 014160	KU-136500- KY Overhead Conductor	Additions	107001	2021	7	4,721
0110	ARDD416O	Cap Rep Def OH 014160	KU-136500- KY Overhead Conductor	Additions	107001	2021	8	4,721
0110	ARDD416O	Cap Rep Def OH 014160	KU-136500- KY Overhead Conductor	Additions	107001	2021	9	4,721
0110	ARDD416O	Cap Rep Def OH 014160	KU-136500- KY Overhead Conductor	Additions	107001	2021	10	4,721
0110	ARDD416O	Cap Rep Def OH 014160	KU-136500- KY Overhead Conductor	Additions	107001	2021	11	4,721
0110	ARDD416O	Cap Rep Def OH 014160	KU-136500- KY Overhead Conductor	Additions	107001	2021	12	6,596

0110	ARDD4160	Cap Rep Def OH 014160	KU-136500- KY Overhead Conductor	Additions	107001	2022	1	4,733
0110	ARDD4160	Cap Rep Def OH 014160	KU-136500- KY Overhead Conductor	Additions	107001	2022	2	2,366
0110	ARDD4160	Cap Rep Def OH 014160	KU-136500- KY Overhead Conductor	Additions	107001	2022	3	4,733
0110	ARDD4160	Cap Rep Def OH 014160	KU-136500- KY Overhead Conductor	Additions	107001	2022	4	4,733
0110	ARDD4160	Cap Rep Def OH 014160	KU-136500- KY Overhead Conductor	Additions	107001	2022	5	4,733
0110	ARDD4160	Cap Rep Def OH 014160	KU-136500- KY Overhead Conductor	Additions	107001	2022	6	4,733
0110	ARDD4160	Cap Rep Def OH 014160	KU-136500- KY Overhead Conductor	Removals	108901	2021	2	1,361
0110	ARDD4160	Cap Rep Def OH 014160	KU-136500- KY Overhead Conductor	Removals	108901	2021	3	361
0110	ARDD4160	Cap Rep Def OH 014160	KU-136500- KY Overhead Conductor	Removals	108901	2021	4	361
0110	ARDD4160	Cap Rep Def OH 014160	KU-136500- KY Overhead Conductor	Removals	108901	2021	5	1,361
0110	ARDD4160	Cap Rep Def OH 014160	KU-136500- KY Overhead Conductor	Removals	108901	2021	7	1,361
0110	ARDD4160	Cap Rep Def OH 014160	KU-136500- KY Overhead Conductor	Removals	108901	2021	9	1,361
0110	ARDD4160	Cap Rep Def OH 014160	KU-136500- KY Overhead Conductor	Removals	108901	2021	10	361
0110	ARDD4160	Cap Rep Def OH 014160	KU-136500- KY Overhead Conductor	Removals	108901	2021	12	2,361
0110	ARDD4160	Cap Rep Def OH 014160	KU-136500- KY Overhead Conductor	Removals	108901	2022	1	366
0110	ARDD4160	Cap Rep Def OH 014160	KU-136500- KY Overhead Conductor	Removals	108901	2022	2	1,366
0110	ARDD4160	Cap Rep Def OH 014160	KU-136500- KY Overhead Conductor	Removals	108901	2022	3	1,366
0110	ARDD4160	Cap Rep Def OH 014160	KU-136500- KY Overhead Conductor	Removals	108901	2022	4	1,366
0110	ARDD4160	Cap Rep Def OH 014160	KU-136500- KY Overhead Conductor	Removals	108901	2022	5	1,366
0110	ARDD4160	Cap Rep Def OH 014160	KU-136500- KY Overhead Conductor	Removals	108901	2022	6	1,366
0110	ARDD416U	Cap Rep Def UG 014160	KU-136700- KY Undergrnd Conductors	Additions	107001	2021	3	3,607
0110	ARDD416U	Cap Rep Def UG 014160	KU-136700- KY Undergrnd Conductors	Additions	107001	2022	3	3,612
0110	ARDD4260	Cap Rep Def OH 014260	KU-136500- KY Overhead Conductor	Additions	107001	2021	1	24,316
0110	ARDD4260	Cap Rep Def OH 014260	KU-136500- KY Overhead Conductor	Additions	107001	2021	2	22,448
0110	ARDD4260	Cap Rep Def OH 014260	KU-136500- KY Overhead Conductor	Additions	107001	2021	3	25,442
0110	ARDD4260	Cap Rep Def OH 014260	KU-136500- KY Overhead Conductor	Additions	107001	2021	4	22,448
0110	ARDD4260	Cap Rep Def OH 014260	KU-136500- KY Overhead Conductor	Additions	107001	2021	5	20,094
0110	ARDD4260	Cap Rep Def OH 014260	KU-136500- KY Overhead Conductor	Additions	107001	2021	6	18,867
0110	ARDD4260	Cap Rep Def OH 014260	KU-136500- KY Overhead Conductor	Additions	107001	2021	7	20,094
0110	ARDD4260	Cap Rep Def OH 014260	KU-136500- KY Overhead Conductor	Additions	107001	2021	8	24,316
0110	ARDD4260	Cap Rep Def OH 014260	KU-136500- KY Overhead Conductor	Additions	107001	2021	9	23,089
0110	ARDD4260	Cap Rep Def OH 014260	KU-136500- KY Overhead Conductor	Additions	107001	2021	10	20,094
0110	ARDD4260	Cap Rep Def OH 014260	KU-136500- KY Overhead Conductor	Additions	107001	2021	11	20,094
0110	ARDD4260	Cap Rep Def OH 014260	KU-136500- KY Overhead Conductor	Additions	107001	2021	12	21,963
0110	ARDD4260	Cap Rep Def OH 014260	KU-136500- KY Overhead Conductor	Additions	107001	2022	1	22,500
0110	ARDD4260	Cap Rep Def OH 014260	KU-136500- KY Overhead Conductor	Additions	107001	2022	2	22,500
0110	ARDD4260	Cap Rep Def OH 014260	KU-136500- KY Overhead Conductor	Additions	107001	2022	3	25,987
0110	ARDD4260	Cap Rep Def OH 014260	KU-136500- KY Overhead Conductor	Additions	107001	2022	4	20,141
0110	ARDD4260	Cap Rep Def OH 014260	KU-136500- KY Overhead Conductor	Additions	107001	2022	5	20,141
0110	ARDD4260	Cap Rep Def OH 014260	KU-136500- KY Overhead Conductor	Additions	107001	2022	6	25,501
0110	ARDD4260	Cap Rep Def OH 014260	KU-136500- KY Overhead Conductor	Removals	108901	2021	2	2,353
0110	ARDD4260	Cap Rep Def OH 014260	KU-136500- KY Overhead Conductor	Removals	108901	2021	4	2,353
0110	ARDD4260	Cap Rep Def OH 014260	KU-136500- KY Overhead Conductor	Removals	108901	2021	6	2,353
0110	ARDD4260	Cap Rep Def OH 014260	KU-136500- KY Overhead Conductor	Removals	108901	2021	8	2,353
0110	ARDD4260	Cap Rep Def OH 014260	KU-136500- KY Overhead Conductor	Removals	108901	2021	10	2,353
0110	ARDD4260	Cap Rep Def OH 014260	KU-136500- KY Overhead Conductor	Removals	108901	2022	2	2,361
0110	ARDD4260	Cap Rep Def OH 014260	KU-136500- KY Overhead Conductor	Removals	108901	2022	4	2,361

0110	ARDD4260	Cap Rep Def OH 014260	KU-136500- KY Overhead Conductor	Removals	108901	2022	6	2,361
0110	ARDD7660	Cap Rep Def OH 017660	KU-136500- VA Overhead Conductor	Additions	107001	2021	1	5,891
0110	ARDD7660	Cap Rep Def OH 017660	KU-136500- VA Overhead Conductor	Additions	107001	2021	2	7,137
0110	ARDD7660	Cap Rep Def OH 017660	KU-136500- VA Overhead Conductor	Additions	107001	2021	3	7,728
0110	ARDD7660	Cap Rep Def OH 017660	KU-136500- VA Overhead Conductor	Additions	107001	2021	4	4,815
0110	ARDD7660	Cap Rep Def OH 017660	KU-136500- VA Overhead Conductor	Additions	107001	2021	5	3,569
0110	ARDD7660	Cap Rep Def OH 017660	KU-136500- VA Overhead Conductor	Additions	107001	2021	6	5,891
0110	ARDD7660	Cap Rep Def OH 017660	KU-136500- VA Overhead Conductor	Additions	107001	2021	7	5,891
0110	ARDD7660	Cap Rep Def OH 017660	KU-136500- VA Overhead Conductor	Additions	107001	2021	8	7,017
0110	ARDD7660	Cap Rep Def OH 017660	KU-136500- VA Overhead Conductor	Additions	107001	2021	9	5,891
0110	ARDD7660	Cap Rep Def OH 017660	KU-136500- VA Overhead Conductor	Additions	107001	2021	10	7,137
0110	ARDD7660	Cap Rep Def OH 017660	KU-136500- VA Overhead Conductor	Additions	107001	2021	11	6,651
0110	ARDD7660	Cap Rep Def OH 017660	KU-136500- VA Overhead Conductor	Additions	107001	2021	12	3,569
0110	ARDD7660	Cap Rep Def OH 017660	KU-136500- VA Overhead Conductor	Additions	107001	2022	1	5,901
0110	ARDD7660	Cap Rep Def OH 017660	KU-136500- VA Overhead Conductor	Additions	107001	2022	2	7,742
0110	ARDD7660	Cap Rep Def OH 017660	KU-136500- VA Overhead Conductor	Additions	107001	2022	3	5,901
0110	ARDD7660	Cap Rep Def OH 017660	KU-136500- VA Overhead Conductor	Additions	107001	2022	4	4,819
0110	ARDD7660	Cap Rep Def OH 017660	KU-136500- VA Overhead Conductor	Additions	107001	2022	5	5,901
0110	ARDD7660	Cap Rep Def OH 017660	KU-136500- VA Overhead Conductor	Additions	107001	2022	6	8,153
0110	ARDD7660	Cap Rep Def OH 017660	KU-136500- VA Overhead Conductor	Removals	108901	2021	3	2,323
0110	ARDD7660	Cap Rep Def OH 017660	KU-136500- VA Overhead Conductor	Removals	108901	2021	4	2,323
0110	ARDD7660	Cap Rep Def OH 017660	KU-136500- VA Overhead Conductor	Removals	108901	2021	9	2,323
0110	ARDD7660	Cap Rep Def OH 017660	KU-136500- VA Overhead Conductor	Removals	108901	2022	3	2,327
0110	ARDD766U	Cap Rep Def UG 017660	KU-136700- VA Undergrnd Conductors	Additions	107001	2021	3	6,651
0110	ARDD766U	Cap Rep Def UG 017660	KU-136700- VA Undergrnd Conductors	Additions	107001	2021	10	3,569
0110	ARDD766U	Cap Rep Def UG 017660	KU-136700- VA Undergrnd Conductors	Additions	107001	2022	2	4,819
0110	ARELD156	Capital Reliability 011560	KU-136500- KY Overhead Conductor	Additions	107001	2021	1	8,092
0110	ARELD156	Capital Reliability 011560	KU-136500- KY Overhead Conductor	Additions	107001	2021	2	8,092
0110	ARELD156	Capital Reliability 011560	KU-136500- KY Overhead Conductor	Additions	107001	2021	3	8,092
0110	ARELD156	Capital Reliability 011560	KU-136500- KY Overhead Conductor	Additions	107001	2021	4	8,092
0110	ARELD156	Capital Reliability 011560	KU-136500- KY Overhead Conductor	Additions	107001	2021	5	8,092
0110	ARELD156	Capital Reliability 011560	KU-136500- KY Overhead Conductor	Additions	107001	2021	6	8,092
0110	ARELD156	Capital Reliability 011560	KU-136500- KY Overhead Conductor	Additions	107001	2021	7	8,092
0110	ARELD156	Capital Reliability 011560	KU-136500- KY Overhead Conductor	Additions	107001	2021	8	8,092
0110	ARELD156	Capital Reliability 011560	KU-136500- KY Overhead Conductor	Additions	107001	2021	9	8,092
0110	ARELD156	Capital Reliability 011560	KU-136500- KY Overhead Conductor	Additions	107001	2021	10	8,092
0110	ARELD156	Capital Reliability 011560	KU-136500- KY Overhead Conductor	Additions	107001	2021	11	7,905
0110	ARELD156	Capital Reliability 011560	KU-136500- KY Overhead Conductor	Additions	107001	2021	12	8,092
0110	ARELD156	Capital Reliability 011560	KU-136500- KY Overhead Conductor	Additions	107001	2022	1	8,107
0110	ARELD156	Capital Reliability 011560	KU-136500- KY Overhead Conductor	Additions	107001	2022	2	8,107
0110	ARELD156	Capital Reliability 011560	KU-136500- KY Overhead Conductor	Additions	107001	2022	3	9,250
0110	ARELD156	Capital Reliability 011560	KU-136500- KY Overhead Conductor	Additions	107001	2022	4	8,107
0110	ARELD156	Capital Reliability 011560	KU-136500- KY Overhead Conductor	Additions	107001	2022	5	8,107
0110	ARELD156	Capital Reliability 011560	KU-136500- KY Overhead Conductor	Additions	107001	2022	6	8,107
0110	ARELD156	Capital Reliability 011560	KU-136500- KY Overhead Conductor	Removals	108901	2021	3	2,282
0110	ARELD156	Capital Reliability 011560	KU-136500- KY Overhead Conductor	Removals	108901	2021	6	2,282
0110	ARELD156	Capital Reliability 011560	KU-136500- KY Overhead Conductor	Removals	108901	2021	8	2,282

0110	ARELD256	Capital Reliability 012560	KU-136500- KY Overhead Conductor	Additions	107001	2021	5	9,910
0110	ARELD256	Capital Reliability 012560	KU-136500- KY Overhead Conductor	Additions	107001	2021	6	5,600
0110	ARELD256	Capital Reliability 012560	KU-136500- KY Overhead Conductor	Additions	107001	2021	7	9,140
0110	ARELD256	Capital Reliability 012560	KU-136500- KY Overhead Conductor	Additions	107001	2021	8	7,103
0110	ARELD256	Capital Reliability 012560	KU-136500- KY Overhead Conductor	Additions	107001	2021	9	7,600
0110	ARELD256	Capital Reliability 012560	KU-136500- KY Overhead Conductor	Additions	107001	2021	10	10,889
0110	ARELD256	Capital Reliability 012560	KU-136500- KY Overhead Conductor	Additions	107001	2021	11	10,320
0110	ARELD256	Capital Reliability 012560	KU-136500- KY Overhead Conductor	Additions	107001	2021	12	7,115
0110	ARELD256	Capital Reliability 012560	KU-136500- KY Overhead Conductor	Additions	107001	2022	1	10,868
0110	ARELD256	Capital Reliability 012560	KU-136500- KY Overhead Conductor	Additions	107001	2022	2	6,235
0110	ARELD256	Capital Reliability 012560	KU-136500- KY Overhead Conductor	Additions	107001	2022	3	9,744
0110	ARELD256	Capital Reliability 012560	KU-136500- KY Overhead Conductor	Additions	107001	2022	4	9,370
0110	ARELD256	Capital Reliability 012560	KU-136500- KY Overhead Conductor	Additions	107001	2022	5	10,555
0110	ARELD256	Capital Reliability 012560	KU-136500- KY Overhead Conductor	Additions	107001	2022	6	6,235
0110	ARELD256	Capital Reliability 012560	KU-136500- KY Overhead Conductor	Removals	108901	2021	3	1,166
0110	ARELD256	Capital Reliability 012560	KU-136500- KY Overhead Conductor	Removals	108901	2021	6	750
0110	ARELD256	Capital Reliability 012560	KU-136500- KY Overhead Conductor	Removals	108901	2021	9	1,166
0110	ARELD256	Capital Reliability 012560	KU-136500- KY Overhead Conductor	Removals	108901	2022	3	1,170
0110	ARELD256	Capital Reliability 012560	KU-136500- KY Overhead Conductor	Removals	108901	2022	6	754
0110	ARELD315	Capital Reliability 013150	KU-136500- KY Overhead Conductor	Additions	107001	2021	1	37,378
0110	ARELD315	Capital Reliability 013150	KU-136500- KY Overhead Conductor	Additions	107001	2021	2	34,557
0110	ARELD315	Capital Reliability 013150	KU-136500- KY Overhead Conductor	Additions	107001	2021	3	37,498
0110	ARELD315	Capital Reliability 013150	KU-136500- KY Overhead Conductor	Additions	107001	2021	4	35,683
0110	ARELD315	Capital Reliability 013150	KU-136500- KY Overhead Conductor	Additions	107001	2021	5	34,868
0110	ARELD315	Capital Reliability 013150	KU-136500- KY Overhead Conductor	Additions	107001	2021	6	35,683
0110	ARELD315	Capital Reliability 013150	KU-136500- KY Overhead Conductor	Additions	107001	2021	7	33,622
0110	ARELD315	Capital Reliability 013150	KU-136500- KY Overhead Conductor	Additions	107001	2021	8	34,557
0110	ARELD315	Capital Reliability 013150	KU-136500- KY Overhead Conductor	Additions	107001	2021	9	35,683
0110	ARELD315	Capital Reliability 013150	KU-136500- KY Overhead Conductor	Additions	107001	2021	10	35,317
0110	ARELD315	Capital Reliability 013150	KU-136500- KY Overhead Conductor	Additions	107001	2021	11	32,376
0110	ARELD315	Capital Reliability 013150	KU-136500- KY Overhead Conductor	Additions	107001	2021	12	34,071
0110	ARELD315	Capital Reliability 013150	KU-136500- KY Overhead Conductor	Additions	107001	2022	1	37,435
0110	ARELD315	Capital Reliability 013150	KU-136500- KY Overhead Conductor	Additions	107001	2022	2	34,609
0110	ARELD315	Capital Reliability 013150	KU-136500- KY Overhead Conductor	Additions	107001	2022	3	41,807
0110	ARELD315	Capital Reliability 013150	KU-136500- KY Overhead Conductor	Additions	107001	2022	4	35,735
0110	ARELD315	Capital Reliability 013150	KU-136500- KY Overhead Conductor	Additions	107001	2022	5	41,473
0110	ARELD315	Capital Reliability 013150	KU-136500- KY Overhead Conductor	Additions	107001	2022	6	34,609
0110	ARELD315	Capital Reliability 013150	KU-136500- KY Overhead Conductor	Removals	108901	2021	1	1,126
0110	ARELD315	Capital Reliability 013150	KU-136500- KY Overhead Conductor	Removals	108901	2021	2	(1,000)
0110	ARELD315	Capital Reliability 013150	KU-136500- KY Overhead Conductor	Removals	108901	2021	3	1,126
0110	ARELD315	Capital Reliability 013150	KU-136500- KY Overhead Conductor	Removals	108901	2021	4	126
0110	ARELD315	Capital Reliability 013150	KU-136500- KY Overhead Conductor	Removals	108901	2021	6	126
0110	ARELD315	Capital Reliability 013150	KU-136500- KY Overhead Conductor	Removals	108901	2021	8	(1,000)
0110	ARELD315	Capital Reliability 013150	KU-136500- KY Overhead Conductor	Removals	108901	2021	9	1,126
0110	ARELD315	Capital Reliability 013150	KU-136500- KY Overhead Conductor	Removals	108901	2021	11	(1,000)
0110	ARELD315	Capital Reliability 013150	KU-136500- KY Overhead Conductor	Removals	108901	2022	1	1,126
0110	ARELD315	Capital Reliability 013150	KU-136500- KY Overhead Conductor	Removals	108901	2022	2	(1,000)

0110	ARPOLE236	Cap Pole Rep/Repl 012360	KU-136400-KY Poles, Towers, and Fix	Removals	108901	2021	7	6,744
0110	ARPOLE236	Cap Pole Rep/Repl 012360	KU-136400-KY Poles, Towers, and Fix	Removals	108901	2021	8	6,744
0110	ARPOLE236	Cap Pole Rep/Repl 012360	KU-136400-KY Poles, Towers, and Fix	Removals	108901	2021	9	8,504
0110	ARPOLE236	Cap Pole Rep/Repl 012360	KU-136400-KY Poles, Towers, and Fix	Removals	108901	2021	10	7,624
0110	ARPOLE236	Cap Pole Rep/Repl 012360	KU-136400-KY Poles, Towers, and Fix	Removals	108901	2021	11	7,624
0110	ARPOLE236	Cap Pole Rep/Repl 012360	KU-136400-KY Poles, Towers, and Fix	Removals	108901	2021	12	10,264
0110	ARPOLE236	Cap Pole Rep/Repl 012360	KU-136400-KY Poles, Towers, and Fix	Removals	108901	2022	1	8,126
0110	ARPOLE236	Cap Pole Rep/Repl 012360	KU-136400-KY Poles, Towers, and Fix	Removals	108901	2022	2	6,802
0110	ARPOLE236	Cap Pole Rep/Repl 012360	KU-136400-KY Poles, Towers, and Fix	Removals	108901	2022	3	8,126
0110	ARPOLE236	Cap Pole Rep/Repl 012360	KU-136400-KY Poles, Towers, and Fix	Removals	108901	2022	4	8,126
0110	ARPOLE236	Cap Pole Rep/Repl 012360	KU-136400-KY Poles, Towers, and Fix	Removals	108901	2022	5	6,361
0110	ARPOLE236	Cap Pole Rep/Repl 012360	KU-136400-KY Poles, Towers, and Fix	Removals	108901	2022	6	6,361
0110	ARPOLE246	Cap Pole Rep/Repl 012460	KU-136400-KY Poles, Towers, and Fix	Additions	107001	2021	1	47,510
0110	ARPOLE246	Cap Pole Rep/Repl 012460	KU-136400-KY Poles, Towers, and Fix	Additions	107001	2021	2	53,957
0110	ARPOLE246	Cap Pole Rep/Repl 012460	KU-136400-KY Poles, Towers, and Fix	Additions	107001	2021	3	46,881
0110	ARPOLE246	Cap Pole Rep/Repl 012460	KU-136400-KY Poles, Towers, and Fix	Additions	107001	2021	4	46,156
0110	ARPOLE246	Cap Pole Rep/Repl 012460	KU-136400-KY Poles, Towers, and Fix	Additions	107001	2021	5	40,822
0110	ARPOLE246	Cap Pole Rep/Repl 012460	KU-136400-KY Poles, Towers, and Fix	Additions	107001	2021	6	53,957
0110	ARPOLE246	Cap Pole Rep/Repl 012460	KU-136400-KY Poles, Towers, and Fix	Additions	107001	2021	7	49,391
0110	ARPOLE246	Cap Pole Rep/Repl 012460	KU-136400-KY Poles, Towers, and Fix	Additions	107001	2021	8	44,825
0110	ARPOLE246	Cap Pole Rep/Repl 012460	KU-136400-KY Poles, Towers, and Fix	Additions	107001	2021	9	43,971
0110	ARPOLE246	Cap Pole Rep/Repl 012460	KU-136400-KY Poles, Towers, and Fix	Additions	107001	2021	10	46,423
0110	ARPOLE246	Cap Pole Rep/Repl 012460	KU-136400-KY Poles, Towers, and Fix	Additions	107001	2021	11	43,341
0110	ARPOLE246	Cap Pole Rep/Repl 012460	KU-136400-KY Poles, Towers, and Fix	Additions	107001	2021	12	43,683
0110	ARPOLE246	Cap Pole Rep/Repl 012460	KU-136400-KY Poles, Towers, and Fix	Additions	107001	2022	1	47,555
0110	ARPOLE246	Cap Pole Rep/Repl 012460	KU-136400-KY Poles, Towers, and Fix	Additions	107001	2022	2	54,017
0110	ARPOLE246	Cap Pole Rep/Repl 012460	KU-136400-KY Poles, Towers, and Fix	Additions	107001	2022	3	46,926
0110	ARPOLE246	Cap Pole Rep/Repl 012460	KU-136400-KY Poles, Towers, and Fix	Additions	107001	2022	4	46,200
0110	ARPOLE246	Cap Pole Rep/Repl 012460	KU-136400-KY Poles, Towers, and Fix	Additions	107001	2022	5	40,856
0110	ARPOLE246	Cap Pole Rep/Repl 012460	KU-136400-KY Poles, Towers, and Fix	Additions	107001	2022	6	54,017
0110	ARPOLE256	Cap Pole Rep/Repl 012560	KU-136400-KY Poles, Towers, and Fix	Additions	107001	2021	1	40,159
0110	ARPOLE256	Cap Pole Rep/Repl 012560	KU-136400-KY Poles, Towers, and Fix	Additions	107001	2021	2	61,674
0110	ARPOLE256	Cap Pole Rep/Repl 012560	KU-136400-KY Poles, Towers, and Fix	Additions	107001	2021	3	60,817
0110	ARPOLE256	Cap Pole Rep/Repl 012560	KU-136400-KY Poles, Towers, and Fix	Additions	107001	2021	4	51,949
0110	ARPOLE256	Cap Pole Rep/Repl 012560	KU-136400-KY Poles, Towers, and Fix	Additions	107001	2021	5	52,620
0110	ARPOLE256	Cap Pole Rep/Repl 012560	KU-136400-KY Poles, Towers, and Fix	Additions	107001	2021	6	51,727
0110	ARPOLE256	Cap Pole Rep/Repl 012560	KU-136400-KY Poles, Towers, and Fix	Additions	107001	2021	7	44,186
0110	ARPOLE256	Cap Pole Rep/Repl 012560	KU-136400-KY Poles, Towers, and Fix	Additions	107001	2021	8	42,375
0110	ARPOLE256	Cap Pole Rep/Repl 012560	KU-136400-KY Poles, Towers, and Fix	Additions	107001	2021	9	41,129
0110	ARPOLE256	Cap Pole Rep/Repl 012560	KU-136400-KY Poles, Towers, and Fix	Additions	107001	2021	10	51,106
0110	ARPOLE256	Cap Pole Rep/Repl 012560	KU-136400-KY Poles, Towers, and Fix	Additions	107001	2021	11	58,822
0110	ARPOLE256	Cap Pole Rep/Repl 012560	KU-136400-KY Poles, Towers, and Fix	Additions	107001	2021	12	62,190
0110	ARPOLE256	Cap Pole Rep/Repl 012560	KU-136400-KY Poles, Towers, and Fix	Additions	107001	2022	1	43,843
0110	ARPOLE256	Cap Pole Rep/Repl 012560	KU-136400-KY Poles, Towers, and Fix	Additions	107001	2022	2	63,028
0110	ARPOLE256	Cap Pole Rep/Repl 012560	KU-136400-KY Poles, Towers, and Fix	Additions	107001	2022	3	63,256
0110	ARPOLE256	Cap Pole Rep/Repl 012560	KU-136400-KY Poles, Towers, and Fix	Additions	107001	2022	4	50,473
0110	ARPOLE256	Cap Pole Rep/Repl 012560	KU-136400-KY Poles, Towers, and Fix	Additions	107001	2022	5	63,259

0110	ARPOLE256	Cap Pole Rep/Repl 012560	KU-136400-KY Poles, Towers, and Fix	Additions	107001	2022	6	57,293
0110	ARPOLE256	Cap Pole Rep/Repl 012560	KU-136400-KY Poles, Towers, and Fix	Removals	108901	2021	1	2,333
0110	ARPOLE256	Cap Pole Rep/Repl 012560	KU-136400-KY Poles, Towers, and Fix	Removals	108901	2021	5	2,333
0110	ARPOLE256	Cap Pole Rep/Repl 012560	KU-136400-KY Poles, Towers, and Fix	Removals	108901	2021	6	3,694
0110	ARPOLE256	Cap Pole Rep/Repl 012560	KU-136400-KY Poles, Towers, and Fix	Removals	108901	2021	7	3,694
0110	ARPOLE256	Cap Pole Rep/Repl 012560	KU-136400-KY Poles, Towers, and Fix	Removals	108901	2021	10	2,333
0110	ARPOLE256	Cap Pole Rep/Repl 012560	KU-136400-KY Poles, Towers, and Fix	Removals	108901	2022	1	2,339
0110	ARPOLE256	Cap Pole Rep/Repl 012560	KU-136400-KY Poles, Towers, and Fix	Removals	108901	2022	5	2,339
0110	ARPOLE256	Cap Pole Rep/Repl 012560	KU-136400-KY Poles, Towers, and Fix	Removals	108901	2022	6	3,706
0110	ARPOLE315	Cap Pole Rep/Repl 013150	KU-136400-KY Poles, Towers, and Fix	Additions	107001	2021	1	99,283
0110	ARPOLE315	Cap Pole Rep/Repl 013150	KU-136400-KY Poles, Towers, and Fix	Additions	107001	2021	2	97,588
0110	ARPOLE315	Cap Pole Rep/Repl 013150	KU-136400-KY Poles, Towers, and Fix	Additions	107001	2021	3	99,283
0110	ARPOLE315	Cap Pole Rep/Repl 013150	KU-136400-KY Poles, Towers, and Fix	Additions	107001	2021	4	101,655
0110	ARPOLE315	Cap Pole Rep/Repl 013150	KU-136400-KY Poles, Towers, and Fix	Additions	107001	2021	5	87,251
0110	ARPOLE315	Cap Pole Rep/Repl 013150	KU-136400-KY Poles, Towers, and Fix	Additions	107001	2021	6	96,047
0110	ARPOLE315	Cap Pole Rep/Repl 013150	KU-136400-KY Poles, Towers, and Fix	Additions	107001	2021	7	93,985
0110	ARPOLE315	Cap Pole Rep/Repl 013150	KU-136400-KY Poles, Towers, and Fix	Additions	107001	2021	8	97,102
0110	ARPOLE315	Cap Pole Rep/Repl 013150	KU-136400-KY Poles, Towers, and Fix	Additions	107001	2021	9	93,985
0110	ARPOLE315	Cap Pole Rep/Repl 013150	KU-136400-KY Poles, Towers, and Fix	Additions	107001	2021	10	94,921
0110	ARPOLE315	Cap Pole Rep/Repl 013150	KU-136400-KY Poles, Towers, and Fix	Additions	107001	2021	11	86,196
0110	ARPOLE315	Cap Pole Rep/Repl 013150	KU-136400-KY Poles, Towers, and Fix	Additions	107001	2021	12	88,377
0110	ARPOLE315	Cap Pole Rep/Repl 013150	KU-136400-KY Poles, Towers, and Fix	Additions	107001	2022	1	105,956
0110	ARPOLE315	Cap Pole Rep/Repl 013150	KU-136400-KY Poles, Towers, and Fix	Additions	107001	2022	2	104,255
0110	ARPOLE315	Cap Pole Rep/Repl 013150	KU-136400-KY Poles, Towers, and Fix	Additions	107001	2022	3	111,454
0110	ARPOLE315	Cap Pole Rep/Repl 013150	KU-136400-KY Poles, Towers, and Fix	Additions	107001	2022	4	101,648
0110	ARPOLE315	Cap Pole Rep/Repl 013150	KU-136400-KY Poles, Towers, and Fix	Additions	107001	2022	5	99,396
0110	ARPOLE315	Cap Pole Rep/Repl 013150	KU-136400-KY Poles, Towers, and Fix	Additions	107001	2022	6	97,276
0110	ARPOLE315	Cap Pole Rep/Repl 013150	KU-136400-KY Poles, Towers, and Fix	Removals	108901	2021	1	5,559
0110	ARPOLE315	Cap Pole Rep/Repl 013150	KU-136400-KY Poles, Towers, and Fix	Removals	108901	2021	2	5,559
0110	ARPOLE315	Cap Pole Rep/Repl 013150	KU-136400-KY Poles, Towers, and Fix	Removals	108901	2021	3	7,254
0110	ARPOLE315	Cap Pole Rep/Repl 013150	KU-136400-KY Poles, Towers, and Fix	Removals	108901	2021	4	5,559
0110	ARPOLE315	Cap Pole Rep/Repl 013150	KU-136400-KY Poles, Towers, and Fix	Removals	108901	2021	5	5,559
0110	ARPOLE315	Cap Pole Rep/Repl 013150	KU-136400-KY Poles, Towers, and Fix	Removals	108901	2021	6	5,559
0110	ARPOLE315	Cap Pole Rep/Repl 013150	KU-136400-KY Poles, Towers, and Fix	Removals	108901	2021	7	5,559
0110	ARPOLE315	Cap Pole Rep/Repl 013150	KU-136400-KY Poles, Towers, and Fix	Removals	108901	2021	8	4,433
0110	ARPOLE315	Cap Pole Rep/Repl 013150	KU-136400-KY Poles, Towers, and Fix	Removals	108901	2021	9	5,559
0110	ARPOLE315	Cap Pole Rep/Repl 013150	KU-136400-KY Poles, Towers, and Fix	Removals	108901	2021	10	5,559
0110	ARPOLE315	Cap Pole Rep/Repl 013150	KU-136400-KY Poles, Towers, and Fix	Removals	108901	2021	11	5,559
0110	ARPOLE315	Cap Pole Rep/Repl 013150	KU-136400-KY Poles, Towers, and Fix	Removals	108901	2021	12	5,073
0110	ARPOLE315	Cap Pole Rep/Repl 013150	KU-136400-KY Poles, Towers, and Fix	Removals	108901	2022	1	5,564
0110	ARPOLE315	Cap Pole Rep/Repl 013150	KU-136400-KY Poles, Towers, and Fix	Removals	108901	2022	2	5,564
0110	ARPOLE315	Cap Pole Rep/Repl 013150	KU-136400-KY Poles, Towers, and Fix	Removals	108901	2022	3	7,264
0110	ARPOLE315	Cap Pole Rep/Repl 013150	KU-136400-KY Poles, Towers, and Fix	Removals	108901	2022	4	5,564
0110	ARPOLE315	Cap Pole Rep/Repl 013150	KU-136400-KY Poles, Towers, and Fix	Removals	108901	2022	5	5,564
0110	ARPOLE315	Cap Pole Rep/Repl 013150	KU-136400-KY Poles, Towers, and Fix	Removals	108901	2022	6	5,564
0110	ARPOLE366	Cap Pole Rep/Repl 013660	KU-136400-KY Poles, Towers, and Fix	Additions	107001	2021	1	44,979
0110	ARPOLE366	Cap Pole Rep/Repl 013660	KU-136400-KY Poles, Towers, and Fix	Additions	107001	2021	2	44,979

0110	ARSTLT256	Rep Street Lights 012560	KU-137300- KY Str Lighting and Sign	Additions	107001	2022	5	28,997
0110	ARSTLT256	Rep Street Lights 012560	KU-137300- KY Str Lighting and Sign	Additions	107001	2022	6	17,829
0110	ARSTLT256	Rep Street Lights 012560	KU-137300- KY Str Lighting and Sign	Removals	108901	2021	4	2,333
0110	ARSTLT256	Rep Street Lights 012560	KU-137300- KY Str Lighting and Sign	Removals	108901	2021	10	2,333
0110	ARSTLT256	Rep Street Lights 012560	KU-137300- KY Str Lighting and Sign	Removals	108901	2022	4	2,339
0110	ARSTLT315	Rep Street Lights 013150	KU-137300- KY Str Lighting and Sign	Additions	107001	2021	1	150,525
0110	ARSTLT315	Rep Street Lights 013150	KU-137300- KY Str Lighting and Sign	Additions	107001	2021	2	151,011
0110	ARSTLT315	Rep Street Lights 013150	KU-137300- KY Str Lighting and Sign	Additions	107001	2021	3	153,761
0110	ARSTLT315	Rep Street Lights 013150	KU-137300- KY Str Lighting and Sign	Additions	107001	2021	4	156,013
0110	ARSTLT315	Rep Street Lights 013150	KU-137300- KY Str Lighting and Sign	Additions	107001	2021	5	140,555
0110	ARSTLT315	Rep Street Lights 013150	KU-137300- KY Str Lighting and Sign	Additions	107001	2021	6	147,218
0110	ARSTLT315	Rep Street Lights 013150	KU-137300- KY Str Lighting and Sign	Additions	107001	2021	7	146,163
0110	ARSTLT315	Rep Street Lights 013150	KU-137300- KY Str Lighting and Sign	Additions	107001	2021	8	148,344
0110	ARSTLT315	Rep Street Lights 013150	KU-137300- KY Str Lighting and Sign	Additions	107001	2021	9	142,856
0110	ARSTLT315	Rep Street Lights 013150	KU-137300- KY Str Lighting and Sign	Additions	107001	2021	10	146,163
0110	ARSTLT315	Rep Street Lights 013150	KU-137300- KY Str Lighting and Sign	Additions	107001	2021	11	141,801
0110	ARSTLT315	Rep Street Lights 013150	KU-137300- KY Str Lighting and Sign	Additions	107001	2021	12	143,982
0110	ARSTLT315	Rep Street Lights 013150	KU-137300- KY Str Lighting and Sign	Additions	107001	2022	1	159,580
0110	ARSTLT315	Rep Street Lights 013150	KU-137300- KY Str Lighting and Sign	Additions	107001	2022	2	160,066
0110	ARSTLT315	Rep Street Lights 013150	KU-137300- KY Str Lighting and Sign	Additions	107001	2022	3	166,139
0110	ARSTLT315	Rep Street Lights 013150	KU-137300- KY Str Lighting and Sign	Additions	107001	2022	4	157,394
0110	ARSTLT315	Rep Street Lights 013150	KU-137300- KY Str Lighting and Sign	Additions	107001	2022	5	147,522
0110	ARSTLT315	Rep Street Lights 013150	KU-137300- KY Str Lighting and Sign	Additions	107001	2022	6	146,276
0110	ARSTLT315	Rep Street Lights 013150	KU-137300- KY Str Lighting and Sign	Removals	108901	2021	1	2,181
0110	ARSTLT315	Rep Street Lights 013150	KU-137300- KY Str Lighting and Sign	Removals	108901	2021	2	2,181
0110	ARSTLT315	Rep Street Lights 013150	KU-137300- KY Str Lighting and Sign	Removals	108901	2021	3	2,181
0110	ARSTLT315	Rep Street Lights 013150	KU-137300- KY Str Lighting and Sign	Removals	108901	2021	4	3,307
0110	ARSTLT315	Rep Street Lights 013150	KU-137300- KY Str Lighting and Sign	Removals	108901	2021	10	1,126
0110	ARSTLT315	Rep Street Lights 013150	KU-137300- KY Str Lighting and Sign	Removals	108901	2022	1	2,186
0110	ARSTLT315	Rep Street Lights 013150	KU-137300- KY Str Lighting and Sign	Removals	108901	2022	2	2,186
0110	ARSTLT315	Rep Street Lights 013150	KU-137300- KY Str Lighting and Sign	Removals	108901	2022	3	2,186
0110	ARSTLT315	Rep Street Lights 013150	KU-137300- KY Str Lighting and Sign	Removals	108901	2022	4	3,312
0110	ARSTLT366	Rep Street Lights 013660	KU-137300- KY Str Lighting and Sign	Additions	107001	2021	1	20,084
0110	ARSTLT366	Rep Street Lights 013660	KU-137300- KY Str Lighting and Sign	Additions	107001	2021	2	21,210
0110	ARSTLT366	Rep Street Lights 013660	KU-137300- KY Str Lighting and Sign	Additions	107001	2021	3	20,084
0110	ARSTLT366	Rep Street Lights 013660	KU-137300- KY Str Lighting and Sign	Additions	107001	2021	4	20,084
0110	ARSTLT366	Rep Street Lights 013660	KU-137300- KY Str Lighting and Sign	Additions	107001	2021	5	10,806
0110	ARSTLT366	Rep Street Lights 013660	KU-137300- KY Str Lighting and Sign	Additions	107001	2021	6	14,224
0110	ARSTLT366	Rep Street Lights 013660	KU-137300- KY Str Lighting and Sign	Additions	107001	2021	7	16,630
0110	ARSTLT366	Rep Street Lights 013660	KU-137300- KY Str Lighting and Sign	Additions	107001	2021	8	19,841
0110	ARSTLT366	Rep Street Lights 013660	KU-137300- KY Str Lighting and Sign	Additions	107001	2021	9	13,679
0110	ARSTLT366	Rep Street Lights 013660	KU-137300- KY Str Lighting and Sign	Additions	107001	2021	10	19,355
0110	ARSTLT366	Rep Street Lights 013660	KU-137300- KY Str Lighting and Sign	Additions	107001	2021	11	19,841
0110	ARSTLT366	Rep Street Lights 013660	KU-137300- KY Str Lighting and Sign	Additions	107001	2021	12	18,920
0110	ARSTLT366	Rep Street Lights 013660	KU-137300- KY Str Lighting and Sign	Additions	107001	2022	1	20,120
0110	ARSTLT366	Rep Street Lights 013660	KU-137300- KY Str Lighting and Sign	Additions	107001	2022	2	21,246
0110	ARSTLT366	Rep Street Lights 013660	KU-137300- KY Str Lighting and Sign	Additions	107001	2022	3	20,120

0110	ASTLT315	NB Street Lights 013150	KU-137300- KY Str Lighting and Sign	Additions	107001	2021	2	147,771
0110	ASTLT315	NB Street Lights 013150	KU-137300- KY Str Lighting and Sign	Additions	107001	2021	3	152,582
0110	ASTLT315	NB Street Lights 013150	KU-137300- KY Str Lighting and Sign	Additions	107001	2021	4	147,580
0110	ASTLT315	NB Street Lights 013150	KU-137300- KY Str Lighting and Sign	Additions	107001	2021	5	134,685
0110	ASTLT315	NB Street Lights 013150	KU-137300- KY Str Lighting and Sign	Additions	107001	2021	6	141,797
0110	ASTLT315	NB Street Lights 013150	KU-137300- KY Str Lighting and Sign	Additions	107001	2021	7	138,370
0110	ASTLT315	NB Street Lights 013150	KU-137300- KY Str Lighting and Sign	Additions	107001	2021	8	143,858
0110	ASTLT315	NB Street Lights 013150	KU-137300- KY Str Lighting and Sign	Additions	107001	2021	9	140,988
0110	ASTLT315	NB Street Lights 013150	KU-137300- KY Str Lighting and Sign	Additions	107001	2021	10	139,981
0110	ASTLT315	NB Street Lights 013150	KU-137300- KY Str Lighting and Sign	Additions	107001	2021	11	134,199
0110	ASTLT315	NB Street Lights 013150	KU-137300- KY Str Lighting and Sign	Additions	107001	2021	12	138,561
0110	ASTLT315	NB Street Lights 013150	KU-137300- KY Str Lighting and Sign	Additions	107001	2022	1	149,042
0110	ASTLT315	NB Street Lights 013150	KU-137300- KY Str Lighting and Sign	Additions	107001	2022	2	156,847
0110	ASTLT315	NB Street Lights 013150	KU-137300- KY Str Lighting and Sign	Additions	107001	2022	3	155,115
0110	ASTLT315	NB Street Lights 013150	KU-137300- KY Str Lighting and Sign	Additions	107001	2022	4	151,229
0110	ASTLT315	NB Street Lights 013150	KU-137300- KY Str Lighting and Sign	Additions	107001	2022	5	150,288
0110	ASTLT315	NB Street Lights 013150	KU-137300- KY Str Lighting and Sign	Additions	107001	2022	6	149,803
0110	ASTLT315	NB Street Lights 013150	KU-137300- KY Str Lighting and Sign	Removals	108901	2021	1	3,307
0110	ASTLT315	NB Street Lights 013150	KU-137300- KY Str Lighting and Sign	Removals	108901	2021	2	3,307
0110	ASTLT315	NB Street Lights 013150	KU-137300- KY Str Lighting and Sign	Removals	108901	2021	3	3,307
0110	ASTLT315	NB Street Lights 013150	KU-137300- KY Str Lighting and Sign	Removals	108901	2021	4	3,307
0110	ASTLT315	NB Street Lights 013150	KU-137300- KY Str Lighting and Sign	Removals	108901	2021	5	1,126
0110	ASTLT315	NB Street Lights 013150	KU-137300- KY Str Lighting and Sign	Removals	108901	2021	6	3,307
0110	ASTLT315	NB Street Lights 013150	KU-137300- KY Str Lighting and Sign	Removals	108901	2021	7	3,307
0110	ASTLT315	NB Street Lights 013150	KU-137300- KY Str Lighting and Sign	Removals	108901	2021	8	3,307
0110	ASTLT315	NB Street Lights 013150	KU-137300- KY Str Lighting and Sign	Removals	108901	2021	9	3,307
0110	ASTLT315	NB Street Lights 013150	KU-137300- KY Str Lighting and Sign	Removals	108901	2021	10	3,307
0110	ASTLT315	NB Street Lights 013150	KU-137300- KY Str Lighting and Sign	Removals	108901	2021	11	1,126
0110	ASTLT315	NB Street Lights 013150	KU-137300- KY Str Lighting and Sign	Removals	108901	2021	12	1,126
0110	ASTLT315	NB Street Lights 013150	KU-137300- KY Str Lighting and Sign	Removals	108901	2022	1	3,312
0110	ASTLT315	NB Street Lights 013150	KU-137300- KY Str Lighting and Sign	Removals	108901	2022	2	3,312
0110	ASTLT315	NB Street Lights 013150	KU-137300- KY Str Lighting and Sign	Removals	108901	2022	3	3,312
0110	ASTLT315	NB Street Lights 013150	KU-137300- KY Str Lighting and Sign	Removals	108901	2022	4	3,312
0110	ASTLT315	NB Street Lights 013150	KU-137300- KY Str Lighting and Sign	Removals	108901	2022	5	1,126
0110	ASTLT315	NB Street Lights 013150	KU-137300- KY Str Lighting and Sign	Removals	108901	2022	6	3,312
0110	ASTLT366	NB Street Lights 013660	KU-137300- KY Str Lighting and Sign	Additions	107001	2021	1	18,968
0110	ASTLT366	NB Street Lights 013660	KU-137300- KY Str Lighting and Sign	Additions	107001	2021	2	25,954
0110	ASTLT366	NB Street Lights 013660	KU-137300- KY Str Lighting and Sign	Additions	107001	2021	3	23,626
0110	ASTLT366	NB Street Lights 013660	KU-137300- KY Str Lighting and Sign	Additions	107001	2021	4	23,626
0110	ASTLT366	NB Street Lights 013660	KU-137300- KY Str Lighting and Sign	Additions	107001	2021	5	21,296
0110	ASTLT366	NB Street Lights 013660	KU-137300- KY Str Lighting and Sign	Additions	107001	2021	6	22,542
0110	ASTLT366	NB Street Lights 013660	KU-137300- KY Str Lighting and Sign	Additions	107001	2021	7	21,296
0110	ASTLT366	NB Street Lights 013660	KU-137300- KY Str Lighting and Sign	Additions	107001	2021	8	25,954
0110	ASTLT366	NB Street Lights 013660	KU-137300- KY Str Lighting and Sign	Additions	107001	2021	9	27,200
0110	ASTLT366	NB Street Lights 013660	KU-137300- KY Str Lighting and Sign	Additions	107001	2021	10	25,954
0110	ASTLT366	NB Street Lights 013660	KU-137300- KY Str Lighting and Sign	Additions	107001	2021	11	25,954
0110	ASTLT366	NB Street Lights 013660	KU-137300- KY Str Lighting and Sign	Additions	107001	2021	12	22,542

0110	ASTLT416	NB Street Lights 014160	KU-137300- KY Str Lighting and Sign	Removals	108901	2022	4	4,733
0110	ASTLT416	NB Street Lights 014160	KU-137300- KY Str Lighting and Sign	Removals	108901	2022	5	4,733
0110	ASTLT416	NB Street Lights 014160	KU-137300- KY Str Lighting and Sign	Removals	108901	2022	6	2,366
0110	ASTLT426	NB Street Lights 014260	KU-137300- KY Str Lighting and Sign	Additions	107001	2021	1	27,829
0110	ASTLT426	NB Street Lights 014260	KU-137300- KY Str Lighting and Sign	Additions	107001	2021	2	27,829
0110	ASTLT426	NB Street Lights 014260	KU-137300- KY Str Lighting and Sign	Additions	107001	2021	3	27,829
0110	ASTLT426	NB Street Lights 014260	KU-137300- KY Str Lighting and Sign	Additions	107001	2021	4	27,829
0110	ASTLT426	NB Street Lights 014260	KU-137300- KY Str Lighting and Sign	Additions	107001	2021	5	25,474
0110	ASTLT426	NB Street Lights 014260	KU-137300- KY Str Lighting and Sign	Additions	107001	2021	6	27,829
0110	ASTLT426	NB Street Lights 014260	KU-137300- KY Str Lighting and Sign	Additions	107001	2021	7	27,829
0110	ASTLT426	NB Street Lights 014260	KU-137300- KY Str Lighting and Sign	Additions	107001	2021	8	27,829
0110	ASTLT426	NB Street Lights 014260	KU-137300- KY Str Lighting and Sign	Additions	107001	2021	9	29,075
0110	ASTLT426	NB Street Lights 014260	KU-137300- KY Str Lighting and Sign	Additions	107001	2021	10	27,829
0110	ASTLT426	NB Street Lights 014260	KU-137300- KY Str Lighting and Sign	Additions	107001	2021	11	25,474
0110	ASTLT426	NB Street Lights 014260	KU-137300- KY Str Lighting and Sign	Additions	107001	2021	12	25,474
0110	ASTLT426	NB Street Lights 014260	KU-137300- KY Str Lighting and Sign	Additions	107001	2022	1	29,114
0110	ASTLT426	NB Street Lights 014260	KU-137300- KY Str Lighting and Sign	Additions	107001	2022	2	29,114
0110	ASTLT426	NB Street Lights 014260	KU-137300- KY Str Lighting and Sign	Additions	107001	2022	3	31,475
0110	ASTLT426	NB Street Lights 014260	KU-137300- KY Str Lighting and Sign	Additions	107001	2022	4	26,753
0110	ASTLT426	NB Street Lights 014260	KU-137300- KY Str Lighting and Sign	Additions	107001	2022	5	26,753
0110	ASTLT426	NB Street Lights 014260	KU-137300- KY Str Lighting and Sign	Additions	107001	2022	6	31,475
0110	ASTLT766	NB Street Lights 017660	KU-137300- VA Str Lighting and Sign	Additions	107001	2021	1	9,459
0110	ASTLT766	NB Street Lights 017660	KU-137300- VA Str Lighting and Sign	Additions	107001	2021	2	5,891
0110	ASTLT766	NB Street Lights 017660	KU-137300- VA Str Lighting and Sign	Additions	107001	2021	3	11,781
0110	ASTLT766	NB Street Lights 017660	KU-137300- VA Str Lighting and Sign	Additions	107001	2021	4	13,027
0110	ASTLT766	NB Street Lights 017660	KU-137300- VA Str Lighting and Sign	Additions	107001	2021	5	11,295
0110	ASTLT766	NB Street Lights 017660	KU-137300- VA Str Lighting and Sign	Additions	107001	2021	6	9,459
0110	ASTLT766	NB Street Lights 017660	KU-137300- VA Str Lighting and Sign	Additions	107001	2021	7	8,974
0110	ASTLT766	NB Street Lights 017660	KU-137300- VA Str Lighting and Sign	Additions	107001	2021	8	7,137
0110	ASTLT766	NB Street Lights 017660	KU-137300- VA Str Lighting and Sign	Additions	107001	2021	9	8,383
0110	ASTLT766	NB Street Lights 017660	KU-137300- VA Str Lighting and Sign	Additions	107001	2021	10	7,137
0110	ASTLT766	NB Street Lights 017660	KU-137300- VA Str Lighting and Sign	Additions	107001	2021	11	8,974
0110	ASTLT766	NB Street Lights 017660	KU-137300- VA Str Lighting and Sign	Additions	107001	2021	12	7,137
0110	ASTLT766	NB Street Lights 017660	KU-137300- VA Str Lighting and Sign	Additions	107001	2022	1	10,600
0110	ASTLT766	NB Street Lights 017660	KU-137300- VA Str Lighting and Sign	Additions	107001	2022	2	7,027
0110	ASTLT766	NB Street Lights 017660	KU-137300- VA Str Lighting and Sign	Additions	107001	2022	3	12,321
0110	ASTLT766	NB Street Lights 017660	KU-137300- VA Str Lighting and Sign	Additions	107001	2022	4	10,600
0110	ASTLT766	NB Street Lights 017660	KU-137300- VA Str Lighting and Sign	Additions	107001	2022	5	10,480
0110	ASTLT766	NB Street Lights 017660	KU-137300- VA Str Lighting and Sign	Additions	107001	2022	6	10,600
0110	ASTLT766	NB Street Lights 017660	KU-137300- VA Str Lighting and Sign	Removals	108901	2021	1	2,323
0110	ASTLT766	NB Street Lights 017660	KU-137300- VA Str Lighting and Sign	Removals	108901	2021	2	2,323
0110	ASTLT766	NB Street Lights 017660	KU-137300- VA Str Lighting and Sign	Removals	108901	2021	9	2,323
0110	ASTLT766	NB Street Lights 017660	KU-137300- VA Str Lighting and Sign	Removals	108901	2021	11	2,323
0110	ASTLT766	NB Street Lights 017660	KU-137300- VA Str Lighting and Sign	Removals	108901	2022	2	2,327
0110	ASTLT766	NB Street Lights 017660	KU-137300- VA Str Lighting and Sign	Removals	108901	2022	4	2,327
0110	ASTRM156	Cap Minor Storms 011560	KU-136500- KY Overhead Conductor	Additions	107001	2021	1	12,508
0110	ASTRM156	Cap Minor Storms 011560	KU-136500- KY Overhead Conductor	Additions	107001	2021	2	7,670

0110	ASTRM156	Cap Minor Storms 011560	KU-136500- KY Overhead Conductor	Additions	107001	2021	3	10,712
0110	ASTRM156	Cap Minor Storms 011560	KU-136500- KY Overhead Conductor	Additions	107001	2021	4	8,981
0110	ASTRM156	Cap Minor Storms 011560	KU-136500- KY Overhead Conductor	Additions	107001	2021	5	15,615
0110	ASTRM156	Cap Minor Storms 011560	KU-136500- KY Overhead Conductor	Additions	107001	2021	6	12,573
0110	ASTRM156	Cap Minor Storms 011560	KU-136500- KY Overhead Conductor	Additions	107001	2021	7	10,227
0110	ASTRM156	Cap Minor Storms 011560	KU-136500- KY Overhead Conductor	Additions	107001	2021	8	12,574
0110	ASTRM156	Cap Minor Storms 011560	KU-136500- KY Overhead Conductor	Additions	107001	2021	9	13,819
0110	ASTRM156	Cap Minor Storms 011560	KU-136500- KY Overhead Conductor	Additions	107001	2021	10	7,184
0110	ASTRM156	Cap Minor Storms 011560	KU-136500- KY Overhead Conductor	Additions	107001	2021	11	17,896
0110	ASTRM156	Cap Minor Storms 011560	KU-136500- KY Overhead Conductor	Additions	107001	2021	12	7,184
0110	ASTRM156	Cap Minor Storms 011560	KU-136500- KY Overhead Conductor	Additions	107001	2022	1	14,082
0110	ASTRM156	Cap Minor Storms 011560	KU-136500- KY Overhead Conductor	Additions	107001	2022	2	11,292
0110	ASTRM156	Cap Minor Storms 011560	KU-136500- KY Overhead Conductor	Additions	107001	2022	3	14,340
0110	ASTRM156	Cap Minor Storms 011560	KU-136500- KY Overhead Conductor	Additions	107001	2022	4	9,006
0110	ASTRM156	Cap Minor Storms 011560	KU-136500- KY Overhead Conductor	Additions	107001	2022	5	14,340
0110	ASTRM156	Cap Minor Storms 011560	KU-136500- KY Overhead Conductor	Additions	107001	2022	6	13,094
0110	ASTRM156	Cap Minor Storms 011560	KU-136500- KY Overhead Conductor	Removals	108901	2021	1	2,282
0110	ASTRM156	Cap Minor Storms 011560	KU-136500- KY Overhead Conductor	Removals	108901	2021	7	7,184
0110	ASTRM156	Cap Minor Storms 011560	KU-136500- KY Overhead Conductor	Removals	108901	2021	12	3,592
0110	ASTRM156	Cap Minor Storms 011560	KU-136500- KY Overhead Conductor	Removals	108901	2022	1	1,802
0110	ASTRM156	Cap Minor Storms 011560	KU-136500- KY Overhead Conductor	Removals	108901	2022	2	1,802
0110	ASTRM156	Cap Minor Storms 011560	KU-136500- KY Overhead Conductor	Removals	108901	2022	3	2,288
0110	ASTRM156	Cap Minor Storms 011560	KU-136500- KY Overhead Conductor	Removals	108901	2022	4	1,802
0110	ASTRM366	Cap Minor Storms 013660	KU-136500- KY Overhead Conductor	Additions	107001	2021	1	10,949
0110	ASTRM366	Cap Minor Storms 013660	KU-136500- KY Overhead Conductor	Additions	107001	2021	2	7,262
0110	ASTRM366	Cap Minor Storms 013660	KU-136500- KY Overhead Conductor	Additions	107001	2021	3	8,184
0110	ASTRM366	Cap Minor Storms 013660	KU-136500- KY Overhead Conductor	Additions	107001	2021	4	10,949
0110	ASTRM366	Cap Minor Storms 013660	KU-136500- KY Overhead Conductor	Additions	107001	2021	5	6,179
0110	ASTRM366	Cap Minor Storms 013660	KU-136500- KY Overhead Conductor	Additions	107001	2021	6	9,865
0110	ASTRM366	Cap Minor Storms 013660	KU-136500- KY Overhead Conductor	Additions	107001	2021	7	10,838
0110	ASTRM366	Cap Minor Storms 013660	KU-136500- KY Overhead Conductor	Additions	107001	2021	8	11,111
0110	ASTRM366	Cap Minor Storms 013660	KU-136500- KY Overhead Conductor	Additions	107001	2021	9	15,396
0110	ASTRM366	Cap Minor Storms 013660	KU-136500- KY Overhead Conductor	Additions	107001	2021	10	7,262
0110	ASTRM366	Cap Minor Storms 013660	KU-136500- KY Overhead Conductor	Additions	107001	2021	11	8,619
0110	ASTRM366	Cap Minor Storms 013660	KU-136500- KY Overhead Conductor	Additions	107001	2021	12	12,306
0110	ASTRM366	Cap Minor Storms 013660	KU-136500- KY Overhead Conductor	Additions	107001	2022	1	10,977
0110	ASTRM366	Cap Minor Storms 013660	KU-136500- KY Overhead Conductor	Additions	107001	2022	2	7,280
0110	ASTRM366	Cap Minor Storms 013660	KU-136500- KY Overhead Conductor	Additions	107001	2022	3	8,204
0110	ASTRM366	Cap Minor Storms 013660	KU-136500- KY Overhead Conductor	Additions	107001	2022	4	10,977
0110	ASTRM366	Cap Minor Storms 013660	KU-136500- KY Overhead Conductor	Additions	107001	2022	5	6,190
0110	ASTRM366	Cap Minor Storms 013660	KU-136500- KY Overhead Conductor	Additions	107001	2022	6	9,889
0110	ASTRM766	Cap Minor Storms 017660	KU-136500- VA Overhead Conductor	Additions	107001	2021	1	6,482
0110	ASTRM766	Cap Minor Storms 017660	KU-136500- VA Overhead Conductor	Additions	107001	2021	2	5,996
0110	ASTRM766	Cap Minor Storms 017660	KU-136500- VA Overhead Conductor	Additions	107001	2021	3	2,323
0110	ASTRM766	Cap Minor Storms 017660	KU-136500- VA Overhead Conductor	Additions	107001	2021	4	4,159
0110	ASTRM766	Cap Minor Storms 017660	KU-136500- VA Overhead Conductor	Additions	107001	2021	5	5,996
0110	ASTRM766	Cap Minor Storms 017660	KU-136500- VA Overhead Conductor	Additions	107001	2021	6	8,318

0110	ASTRM766	Cap Minor Storms 017660	KU-136500- VA Overhead Conductor	Additions	107001	2021	7	7,832
0110	ASTRM766	Cap Minor Storms 017660	KU-136500- VA Overhead Conductor	Additions	107001	2021	8	4,159
0110	ASTRM766	Cap Minor Storms 017660	KU-136500- VA Overhead Conductor	Additions	107001	2021	9	5,996
0110	ASTRM766	Cap Minor Storms 017660	KU-136500- VA Overhead Conductor	Additions	107001	2021	10	1,837
0110	ASTRM766	Cap Minor Storms 017660	KU-136500- VA Overhead Conductor	Additions	107001	2021	11	5,996
0110	ASTRM766	Cap Minor Storms 017660	KU-136500- VA Overhead Conductor	Additions	107001	2021	12	5,996
0110	ASTRM766	Cap Minor Storms 017660	KU-136500- VA Overhead Conductor	Additions	107001	2022	1	4,169
0110	ASTRM766	Cap Minor Storms 017660	KU-136500- VA Overhead Conductor	Additions	107001	2022	2	6,010
0110	ASTRM766	Cap Minor Storms 017660	KU-136500- VA Overhead Conductor	Additions	107001	2022	3	6,496
0110	ASTRM766	Cap Minor Storms 017660	KU-136500- VA Overhead Conductor	Additions	107001	2022	4	6,010
0110	ASTRM766	Cap Minor Storms 017660	KU-136500- VA Overhead Conductor	Additions	107001	2022	5	6,010
0110	ASTRM766	Cap Minor Storms 017660	KU-136500- VA Overhead Conductor	Additions	107001	2022	6	4,169
0110	ASTRMKU	Cap KU Major Storm	KU-136500- KY Overhead Conductor	Additions	107001	2021	1	42,825
0110	ASTRMKU	Cap KU Major Storm	KU-136500- KY Overhead Conductor	Additions	107001	2021	2	41,679
0110	ASTRMKU	Cap KU Major Storm	KU-136500- KY Overhead Conductor	Additions	107001	2021	3	436,597
0110	ASTRMKU	Cap KU Major Storm	KU-136500- KY Overhead Conductor	Additions	107001	2021	4	224,571
0110	ASTRMKU	Cap KU Major Storm	KU-136500- KY Overhead Conductor	Additions	107001	2021	5	196,123
0110	ASTRMKU	Cap KU Major Storm	KU-136500- KY Overhead Conductor	Additions	107001	2021	6	365,817
0110	ASTRMKU	Cap KU Major Storm	KU-136500- KY Overhead Conductor	Additions	107001	2021	7	301,071
0110	ASTRMKU	Cap KU Major Storm	KU-136500- KY Overhead Conductor	Additions	107001	2021	8	70,232
0110	ASTRMKU	Cap KU Major Storm	KU-136500- KY Overhead Conductor	Additions	107001	2021	9	74,231
0110	ASTRMKU	Cap KU Major Storm	KU-136500- KY Overhead Conductor	Additions	107001	2021	10	93,802
0110	ASTRMKU	Cap KU Major Storm	KU-136500- KY Overhead Conductor	Additions	107001	2021	11	250,520
0110	ASTRMKU	Cap KU Major Storm	KU-136500- KY Overhead Conductor	Additions	107001	2021	12	179,785
0110	ASTRMKU	Cap KU Major Storm	KU-136500- KY Overhead Conductor	Additions	107001	2022	1	45,354
0110	ASTRMKU	Cap KU Major Storm	KU-136500- KY Overhead Conductor	Additions	107001	2022	2	39,590
0110	ASTRMKU	Cap KU Major Storm	KU-136500- KY Overhead Conductor	Additions	107001	2022	3	440,224
0110	ASTRMKU	Cap KU Major Storm	KU-136500- KY Overhead Conductor	Additions	107001	2022	4	228,885
0110	ASTRMKU	Cap KU Major Storm	KU-136500- KY Overhead Conductor	Additions	107001	2022	5	202,971
0110	ASTRMKU	Cap KU Major Storm	KU-136500- KY Overhead Conductor	Additions	107001	2022	6	379,339
0110	ASTRMKU	Cap KU Major Storm	KU-136500- KY Overhead Conductor	Removals	108901	2021	1	5,073
0110	ASTRMKU	Cap KU Major Storm	KU-136500- KY Overhead Conductor	Removals	108901	2021	2	6,327
0110	ASTRMKU	Cap KU Major Storm	KU-136500- KY Overhead Conductor	Removals	108901	2021	3	46,273
0110	ASTRMKU	Cap KU Major Storm	KU-136500- KY Overhead Conductor	Removals	108901	2021	4	25,132
0110	ASTRMKU	Cap KU Major Storm	KU-136500- KY Overhead Conductor	Removals	108901	2021	5	22,631
0110	ASTRMKU	Cap KU Major Storm	KU-136500- KY Overhead Conductor	Removals	108901	2021	6	40,083
0110	ASTRMKU	Cap KU Major Storm	KU-136500- KY Overhead Conductor	Removals	108901	2021	7	26,166
0110	ASTRMKU	Cap KU Major Storm	KU-136500- KY Overhead Conductor	Removals	108901	2021	8	9,913
0110	ASTRMKU	Cap KU Major Storm	KU-136500- KY Overhead Conductor	Removals	108901	2021	9	11,062
0110	ASTRMKU	Cap KU Major Storm	KU-136500- KY Overhead Conductor	Removals	108901	2021	10	11,127
0110	ASTRMKU	Cap KU Major Storm	KU-136500- KY Overhead Conductor	Removals	108901	2021	11	28,607
0110	ASTRMKU	Cap KU Major Storm	KU-136500- KY Overhead Conductor	Removals	108901	2021	12	17,155
0110	ASTRMKU	Cap KU Major Storm	KU-136500- KY Overhead Conductor	Removals	108901	2022	1	5,736
0110	ASTRMKU	Cap KU Major Storm	KU-136500- KY Overhead Conductor	Removals	108901	2022	2	4,684
0110	ASTRMKU	Cap KU Major Storm	KU-136500- KY Overhead Conductor	Removals	108901	2022	3	45,142
0110	ASTRMKU	Cap KU Major Storm	KU-136500- KY Overhead Conductor	Removals	108901	2022	4	23,959
0110	ASTRMKU	Cap KU Major Storm	KU-136500- KY Overhead Conductor	Removals	108901	2022	5	23,197

0110	ASYS236	Sys Enhance 012360	KU-136700- KY Undergrnd Conductors	Removals	108901	2022	2	563
0110	ASYS236	Sys Enhance 012360	KU-136700- KY Undergrnd Conductors	Removals	108901	2022	3	563
0110	ASYS236	Sys Enhance 012360	KU-136700- KY Undergrnd Conductors	Removals	108901	2022	4	563
0110	ASYS236	Sys Enhance 012360	KU-136700- KY Undergrnd Conductors	Removals	108901	2022	5	563
0110	ASYS236	Sys Enhance 012360	KU-136700- KY Undergrnd Conductors	Removals	108901	2022	6	563
0110	ASYS246	Sys Enhance 012460	KU-136700- KY Undergrnd Conductors	Additions	107001	2021	1	11,274
0110	ASYS246	Sys Enhance 012460	KU-136700- KY Undergrnd Conductors	Additions	107001	2021	2	1,917
0110	ASYS246	Sys Enhance 012460	KU-136700- KY Undergrnd Conductors	Additions	107001	2021	3	8,276
0110	ASYS246	Sys Enhance 012460	KU-136700- KY Undergrnd Conductors	Additions	107001	2021	4	7,617
0110	ASYS246	Sys Enhance 012460	KU-136700- KY Undergrnd Conductors	Additions	107001	2021	5	10,175
0110	ASYS246	Sys Enhance 012460	KU-136700- KY Undergrnd Conductors	Additions	107001	2021	6	6,248
0110	ASYS246	Sys Enhance 012460	KU-136700- KY Undergrnd Conductors	Additions	107001	2021	7	6,849
0110	ASYS246	Sys Enhance 012460	KU-136700- KY Undergrnd Conductors	Additions	107001	2021	8	312
0110	ASYS246	Sys Enhance 012460	KU-136700- KY Undergrnd Conductors	Additions	107001	2021	9	7,421
0110	ASYS246	Sys Enhance 012460	KU-136700- KY Undergrnd Conductors	Additions	107001	2021	10	4,877
0110	ASYS246	Sys Enhance 012460	KU-136700- KY Undergrnd Conductors	Additions	107001	2021	12	115
0110	ASYS246	Sys Enhance 012460	KU-136700- KY Undergrnd Conductors	Additions	107001	2022	1	11,295
0110	ASYS246	Sys Enhance 012460	KU-136700- KY Undergrnd Conductors	Additions	107001	2022	2	2,854
0110	ASYS246	Sys Enhance 012460	KU-136700- KY Undergrnd Conductors	Additions	107001	2022	3	8,292
0110	ASYS246	Sys Enhance 012460	KU-136700- KY Undergrnd Conductors	Additions	107001	2022	4	8,566
0110	ASYS246	Sys Enhance 012460	KU-136700- KY Undergrnd Conductors	Additions	107001	2022	5	11,127
0110	ASYS246	Sys Enhance 012460	KU-136700- KY Undergrnd Conductors	Additions	107001	2022	6	6,258
0110	ASYS256	Sys Enhance 012560	KU-136700- KY Undergrnd Conductors	Additions	107001	2021	1	10,578
0110	ASYS256	Sys Enhance 012560	KU-136700- KY Undergrnd Conductors	Additions	107001	2021	2	9,938
0110	ASYS256	Sys Enhance 012560	KU-136700- KY Undergrnd Conductors	Additions	107001	2021	3	17,991
0110	ASYS256	Sys Enhance 012560	KU-136700- KY Undergrnd Conductors	Additions	107001	2021	4	14,758
0110	ASYS256	Sys Enhance 012560	KU-136700- KY Undergrnd Conductors	Additions	107001	2021	5	7,759
0110	ASYS256	Sys Enhance 012560	KU-136700- KY Undergrnd Conductors	Additions	107001	2021	6	10,827
0110	ASYS256	Sys Enhance 012560	KU-136700- KY Undergrnd Conductors	Additions	107001	2021	7	14,272
0110	ASYS256	Sys Enhance 012560	KU-136700- KY Undergrnd Conductors	Additions	107001	2021	8	14,758
0110	ASYS256	Sys Enhance 012560	KU-136700- KY Undergrnd Conductors	Additions	107001	2021	9	7,158
0110	ASYS256	Sys Enhance 012560	KU-136700- KY Undergrnd Conductors	Additions	107001	2021	10	10,578
0110	ASYS256	Sys Enhance 012560	KU-136700- KY Undergrnd Conductors	Additions	107001	2021	11	5,991
0110	ASYS256	Sys Enhance 012560	KU-136700- KY Undergrnd Conductors	Additions	107001	2021	12	9,076
0110	ASYS256	Sys Enhance 012560	KU-136700- KY Undergrnd Conductors	Additions	107001	2022	1	10,602
0110	ASYS256	Sys Enhance 012560	KU-136700- KY Undergrnd Conductors	Additions	107001	2022	2	9,959
0110	ASYS256	Sys Enhance 012560	KU-136700- KY Undergrnd Conductors	Additions	107001	2022	3	18,037
0110	ASYS256	Sys Enhance 012560	KU-136700- KY Undergrnd Conductors	Additions	107001	2022	4	16,040
0110	ASYS256	Sys Enhance 012560	KU-136700- KY Undergrnd Conductors	Additions	107001	2022	5	7,777
0110	ASYS256	Sys Enhance 012560	KU-136700- KY Undergrnd Conductors	Additions	107001	2022	6	12,097
0110	ASYS256	Sys Enhance 012560	KU-136700- KY Undergrnd Conductors	Removals	108901	2021	4	2,333
0110	ASYS256	Sys Enhance 012560	KU-136700- KY Undergrnd Conductors	Removals	108901	2021	8	2,333
0110	ASYS256	Sys Enhance 012560	KU-136700- KY Undergrnd Conductors	Removals	108901	2022	4	2,339
0110	ASYS315	Sys Enhance 013150	KU-136700- KY Undergrnd Conductors	Additions	107001	2021	1	54,483
0110	ASYS315	Sys Enhance 013150	KU-136700- KY Undergrnd Conductors	Additions	107001	2021	2	51,542
0110	ASYS315	Sys Enhance 013150	KU-136700- KY Undergrnd Conductors	Additions	107001	2021	3	63,208
0110	ASYS315	Sys Enhance 013150	KU-136700- KY Undergrnd Conductors	Additions	107001	2021	4	62,153

0110	ASYSEN315	Sys Enhance 013150	KU-136700- KY Undergrnd Conductors	Additions	107001	2021	5	41,882
0110	ASYSEN315	Sys Enhance 013150	KU-136700- KY Undergrnd Conductors	Additions	107001	2021	6	55,609
0110	ASYSEN315	Sys Enhance 013150	KU-136700- KY Undergrnd Conductors	Additions	107001	2021	7	50,487
0110	ASYSEN315	Sys Enhance 013150	KU-136700- KY Undergrnd Conductors	Additions	107001	2021	8	57,029
0110	ASYSEN315	Sys Enhance 013150	KU-136700- KY Undergrnd Conductors	Additions	107001	2021	9	51,542
0110	ASYSEN315	Sys Enhance 013150	KU-136700- KY Undergrnd Conductors	Additions	107001	2021	10	53,914
0110	ASYSEN315	Sys Enhance 013150	KU-136700- KY Undergrnd Conductors	Additions	107001	2021	11	43,458
0110	ASYSEN315	Sys Enhance 013150	KU-136700- KY Undergrnd Conductors	Additions	107001	2021	12	50,121
0110	ASYSEN315	Sys Enhance 013150	KU-136700- KY Undergrnd Conductors	Additions	107001	2022	1	58,944
0110	ASYSEN315	Sys Enhance 013150	KU-136700- KY Undergrnd Conductors	Additions	107001	2022	2	51,625
0110	ASYSEN315	Sys Enhance 013150	KU-136700- KY Undergrnd Conductors	Additions	107001	2022	3	63,316
0110	ASYSEN315	Sys Enhance 013150	KU-136700- KY Undergrnd Conductors	Additions	107001	2022	4	61,130
0110	ASYSEN315	Sys Enhance 013150	KU-136700- KY Undergrnd Conductors	Additions	107001	2022	5	48,498
0110	ASYSEN315	Sys Enhance 013150	KU-136700- KY Undergrnd Conductors	Additions	107001	2022	6	54,571
0110	ASYSEN315	Sys Enhance 013150	KU-136700- KY Undergrnd Conductors	Removals	108901	2021	1	3,307
0110	ASYSEN315	Sys Enhance 013150	KU-136700- KY Undergrnd Conductors	Removals	108901	2021	2	3,307
0110	ASYSEN315	Sys Enhance 013150	KU-136700- KY Undergrnd Conductors	Removals	108901	2021	3	3,307
0110	ASYSEN315	Sys Enhance 013150	KU-136700- KY Undergrnd Conductors	Removals	108901	2021	4	3,307
0110	ASYSEN315	Sys Enhance 013150	KU-136700- KY Undergrnd Conductors	Removals	108901	2021	5	2,252
0110	ASYSEN315	Sys Enhance 013150	KU-136700- KY Undergrnd Conductors	Removals	108901	2021	6	3,307
0110	ASYSEN315	Sys Enhance 013150	KU-136700- KY Undergrnd Conductors	Removals	108901	2021	7	2,252
0110	ASYSEN315	Sys Enhance 013150	KU-136700- KY Undergrnd Conductors	Removals	108901	2021	8	3,307
0110	ASYSEN315	Sys Enhance 013150	KU-136700- KY Undergrnd Conductors	Removals	108901	2021	9	2,252
0110	ASYSEN315	Sys Enhance 013150	KU-136700- KY Undergrnd Conductors	Removals	108901	2021	10	1,126
0110	ASYSEN315	Sys Enhance 013150	KU-136700- KY Undergrnd Conductors	Removals	108901	2021	11	1,126
0110	ASYSEN315	Sys Enhance 013150	KU-136700- KY Undergrnd Conductors	Removals	108901	2021	12	2,821
0110	ASYSEN315	Sys Enhance 013150	KU-136700- KY Undergrnd Conductors	Removals	108901	2022	1	3,312
0110	ASYSEN315	Sys Enhance 013150	KU-136700- KY Undergrnd Conductors	Removals	108901	2022	2	3,312
0110	ASYSEN315	Sys Enhance 013150	KU-136700- KY Undergrnd Conductors	Removals	108901	2022	3	3,312
0110	ASYSEN315	Sys Enhance 013150	KU-136700- KY Undergrnd Conductors	Removals	108901	2022	4	3,312
0110	ASYSEN315	Sys Enhance 013150	KU-136700- KY Undergrnd Conductors	Removals	108901	2022	5	4,438
0110	ASYSEN315	Sys Enhance 013150	KU-136700- KY Undergrnd Conductors	Removals	108901	2022	6	3,312
0110	ASYSEN366	Sys Enhance 013660	KU-136700- KY Undergrnd Conductors	Additions	107001	2021	1	3,378
0110	ASYSEN366	Sys Enhance 013660	KU-136700- KY Undergrnd Conductors	Additions	107001	2021	2	5,285
0110	ASYSEN366	Sys Enhance 013660	KU-136700- KY Undergrnd Conductors	Additions	107001	2021	3	5,247
0110	ASYSEN366	Sys Enhance 013660	KU-136700- KY Undergrnd Conductors	Additions	107001	2021	4	5,285
0110	ASYSEN366	Sys Enhance 013660	KU-136700- KY Undergrnd Conductors	Additions	107001	2021	5	8,140
0110	ASYSEN366	Sys Enhance 013660	KU-136700- KY Undergrnd Conductors	Additions	107001	2021	6	12,295
0110	ASYSEN366	Sys Enhance 013660	KU-136700- KY Undergrnd Conductors	Additions	107001	2021	7	11,091
0110	ASYSEN366	Sys Enhance 013660	KU-136700- KY Undergrnd Conductors	Additions	107001	2021	8	12,295
0110	ASYSEN366	Sys Enhance 013660	KU-136700- KY Undergrnd Conductors	Additions	107001	2021	9	11,091
0110	ASYSEN366	Sys Enhance 013660	KU-136700- KY Undergrnd Conductors	Additions	107001	2021	10	7,014
0110	ASYSEN366	Sys Enhance 013660	KU-136700- KY Undergrnd Conductors	Additions	107001	2021	11	5,848
0110	ASYSEN366	Sys Enhance 013660	KU-136700- KY Undergrnd Conductors	Additions	107001	2021	12	2,815
0110	ASYSEN366	Sys Enhance 013660	KU-136700- KY Undergrnd Conductors	Additions	107001	2022	1	4,624
0110	ASYSEN366	Sys Enhance 013660	KU-136700- KY Undergrnd Conductors	Additions	107001	2022	2	5,288
0110	ASYSEN366	Sys Enhance 013660	KU-136700- KY Undergrnd Conductors	Additions	107001	2022	3	6,999

0110	ASYSSEN366	Sys Enhance 013660	KU-136700- KY Undergrnd Conductors	Additions	107001	2022	4	5,288
0110	ASYSSEN366	Sys Enhance 013660	KU-136700- KY Undergrnd Conductors	Additions	107001	2022	5	8,145
0110	ASYSSEN366	Sys Enhance 013660	KU-136700- KY Undergrnd Conductors	Additions	107001	2022	6	12,313
0110	ASYSSEN366	Sys Enhance 013660	KU-136700- KY Undergrnd Conductors	Removals	108901	2021	6	4,582
0110	ASYSSEN366	Sys Enhance 013660	KU-136700- KY Undergrnd Conductors	Removals	108901	2021	7	4,019
0110	ASYSSEN366	Sys Enhance 013660	KU-136700- KY Undergrnd Conductors	Removals	108901	2021	8	4,019
0110	ASYSSEN366	Sys Enhance 013660	KU-136700- KY Undergrnd Conductors	Removals	108901	2021	9	2,330
0110	ASYSSEN366	Sys Enhance 013660	KU-136700- KY Undergrnd Conductors	Removals	108901	2021	12	1,126
0110	ASYSSEN366	Sys Enhance 013660	KU-136700- KY Undergrnd Conductors	Removals	108901	2022	6	4,587
0110	ASYSSEN416	Sys Enhance 014160	KU-136700- KY Undergrnd Conductors	Additions	107001	2021	1	8,591
0110	ASYSSEN416	Sys Enhance 014160	KU-136700- KY Undergrnd Conductors	Additions	107001	2021	3	9,837
0110	ASYSSEN416	Sys Enhance 014160	KU-136700- KY Undergrnd Conductors	Additions	107001	2021	5	9,837
0110	ASYSSEN416	Sys Enhance 014160	KU-136700- KY Undergrnd Conductors	Additions	107001	2021	6	9,837
0110	ASYSSEN416	Sys Enhance 014160	KU-136700- KY Undergrnd Conductors	Additions	107001	2021	8	9,837
0110	ASYSSEN416	Sys Enhance 014160	KU-136700- KY Undergrnd Conductors	Additions	107001	2021	10	8,591
0110	ASYSSEN416	Sys Enhance 014160	KU-136700- KY Undergrnd Conductors	Additions	107001	2021	11	8,591
0110	ASYSSEN416	Sys Enhance 014160	KU-136700- KY Undergrnd Conductors	Additions	107001	2022	4	8,596
0110	ASYSSEN416	Sys Enhance 014160	KU-136700- KY Undergrnd Conductors	Additions	107001	2022	5	8,596
0110	ASYSSEN416	Sys Enhance 014160	KU-136700- KY Undergrnd Conductors	Additions	107001	2022	6	9,842
0110	ASYSSEN426	Sys Enhance 014260	KU-136700- KY Undergrnd Conductors	Additions	107001	2021	1	14,177
0110	ASYSSEN426	Sys Enhance 014260	KU-136700- KY Undergrnd Conductors	Additions	107001	2021	2	14,177
0110	ASYSSEN426	Sys Enhance 014260	KU-136700- KY Undergrnd Conductors	Additions	107001	2021	3	14,177
0110	ASYSSEN426	Sys Enhance 014260	KU-136700- KY Undergrnd Conductors	Additions	107001	2021	4	14,177
0110	ASYSSEN426	Sys Enhance 014260	KU-136700- KY Undergrnd Conductors	Additions	107001	2021	5	12,950
0110	ASYSSEN426	Sys Enhance 014260	KU-136700- KY Undergrnd Conductors	Additions	107001	2021	6	14,177
0110	ASYSSEN426	Sys Enhance 014260	KU-136700- KY Undergrnd Conductors	Additions	107001	2021	7	11,824
0110	ASYSSEN426	Sys Enhance 014260	KU-136700- KY Undergrnd Conductors	Additions	107001	2021	8	11,824
0110	ASYSSEN426	Sys Enhance 014260	KU-136700- KY Undergrnd Conductors	Additions	107001	2021	9	11,824
0110	ASYSSEN426	Sys Enhance 014260	KU-136700- KY Undergrnd Conductors	Additions	107001	2021	10	9,469
0110	ASYSSEN426	Sys Enhance 014260	KU-136700- KY Undergrnd Conductors	Additions	107001	2021	11	9,469
0110	ASYSSEN426	Sys Enhance 014260	KU-136700- KY Undergrnd Conductors	Additions	107001	2021	12	9,469
0110	ASYSSEN426	Sys Enhance 014260	KU-136700- KY Undergrnd Conductors	Additions	107001	2022	1	11,836
0110	ASYSSEN426	Sys Enhance 014260	KU-136700- KY Undergrnd Conductors	Additions	107001	2022	2	13,082
0110	ASYSSEN426	Sys Enhance 014260	KU-136700- KY Undergrnd Conductors	Additions	107001	2022	3	14,197
0110	ASYSSEN426	Sys Enhance 014260	KU-136700- KY Undergrnd Conductors	Additions	107001	2022	4	13,082
0110	ASYSSEN426	Sys Enhance 014260	KU-136700- KY Undergrnd Conductors	Additions	107001	2022	5	11,836
0110	ASYSSEN426	Sys Enhance 014260	KU-136700- KY Undergrnd Conductors	Additions	107001	2022	6	11,836
0110	ASYSSEN766	Sys Enhance 017660	KU-136700- VA Undergrnd Conductors	Additions	107001	2021	1	10,535
0110	ASYSSEN766	Sys Enhance 017660	KU-136700- VA Undergrnd Conductors	Additions	107001	2021	2	9,980
0110	ASYSSEN766	Sys Enhance 017660	KU-136700- VA Undergrnd Conductors	Additions	107001	2021	3	8,213
0110	ASYSSEN766	Sys Enhance 017660	KU-136700- VA Undergrnd Conductors	Additions	107001	2021	4	13,547
0110	ASYSSEN766	Sys Enhance 017660	KU-136700- VA Undergrnd Conductors	Additions	107001	2021	5	10,049
0110	ASYSSEN766	Sys Enhance 017660	KU-136700- VA Undergrnd Conductors	Additions	107001	2021	6	11,226
0110	ASYSSEN766	Sys Enhance 017660	KU-136700- VA Undergrnd Conductors	Additions	107001	2021	7	8,974
0110	ASYSSEN766	Sys Enhance 017660	KU-136700- VA Undergrnd Conductors	Additions	107001	2021	8	9,339
0110	ASYSSEN766	Sys Enhance 017660	KU-136700- VA Undergrnd Conductors	Additions	107001	2021	9	5,891
0110	ASYSSEN766	Sys Enhance 017660	KU-136700- VA Undergrnd Conductors	Additions	107001	2021	10	12,301

0110	ASYSN766	Sys Enhance 017660	KU-136700- VA Undergrnd Conductors	Additions	107001	2021	11	9,564
0110	ASYSN766	Sys Enhance 017660	KU-136700- VA Undergrnd Conductors	Additions	107001	2021	12	10,810
0110	ASYSN766	Sys Enhance 017660	KU-136700- VA Undergrnd Conductors	Additions	107001	2022	1	11,315
0110	ASYSN766	Sys Enhance 017660	KU-136700- VA Undergrnd Conductors	Additions	107001	2022	2	10,114
0110	ASYSN766	Sys Enhance 017660	KU-136700- VA Undergrnd Conductors	Additions	107001	2022	3	8,228
0110	ASYSN766	Sys Enhance 017660	KU-136700- VA Undergrnd Conductors	Additions	107001	2022	4	8,988
0110	ASYSN766	Sys Enhance 017660	KU-136700- VA Undergrnd Conductors	Additions	107001	2022	5	9,994
0110	ASYSN766	Sys Enhance 017660	KU-136700- VA Undergrnd Conductors	Additions	107001	2022	6	11,240
0110	ASYSN766	Sys Enhance 017660	KU-136700- VA Undergrnd Conductors	Removals	108901	2021	2	2,323
0110	ASYSN766	Sys Enhance 017660	KU-136700- VA Undergrnd Conductors	Removals	108901	2021	9	2,323
0110	ASYSN766	Sys Enhance 017660	KU-136700- VA Undergrnd Conductors	Removals	108901	2021	12	2,323
0110	ASYSN766	Sys Enhance 017660	KU-136700- VA Undergrnd Conductors	Removals	108901	2022	5	2,327
0110	ATBRD1560	Cap Trouble Orders OH 011560	KU-136500- KY Overhead Conductor	Additions	107001	2021	1	14,304
0110	ATBRD1560	Cap Trouble Orders OH 011560	KU-136500- KY Overhead Conductor	Additions	107001	2021	2	14,304
0110	ATBRD1560	Cap Trouble Orders OH 011560	KU-136500- KY Overhead Conductor	Additions	107001	2021	3	17,896
0110	ATBRD1560	Cap Trouble Orders OH 011560	KU-136500- KY Overhead Conductor	Additions	107001	2021	4	14,304
0110	ATBRD1560	Cap Trouble Orders OH 011560	KU-136500- KY Overhead Conductor	Additions	107001	2021	5	13,819
0110	ATBRD1560	Cap Trouble Orders OH 011560	KU-136500- KY Overhead Conductor	Additions	107001	2021	6	14,304
0110	ATBRD1560	Cap Trouble Orders OH 011560	KU-136500- KY Overhead Conductor	Additions	107001	2021	7	19,693
0110	ATBRD1560	Cap Trouble Orders OH 011560	KU-136500- KY Overhead Conductor	Additions	107001	2021	8	13,819
0110	ATBRD1560	Cap Trouble Orders OH 011560	KU-136500- KY Overhead Conductor	Additions	107001	2021	9	14,398
0110	ATBRD1560	Cap Trouble Orders OH 011560	KU-136500- KY Overhead Conductor	Additions	107001	2021	10	10,776
0110	ATBRD1560	Cap Trouble Orders OH 011560	KU-136500- KY Overhead Conductor	Additions	107001	2021	11	13,058
0110	ATBRD1560	Cap Trouble Orders OH 011560	KU-136500- KY Overhead Conductor	Additions	107001	2021	12	12,573
0110	ATBRD1560	Cap Trouble Orders OH 011560	KU-136500- KY Overhead Conductor	Additions	107001	2022	1	16,140
0110	ATBRD1560	Cap Trouble Orders OH 011560	KU-136500- KY Overhead Conductor	Additions	107001	2022	2	16,140
0110	ATBRD1560	Cap Trouble Orders OH 011560	KU-136500- KY Overhead Conductor	Additions	107001	2022	3	16,140
0110	ATBRD1560	Cap Trouble Orders OH 011560	KU-136500- KY Overhead Conductor	Additions	107001	2022	4	13,854
0110	ATBRD1560	Cap Trouble Orders OH 011560	KU-136500- KY Overhead Conductor	Additions	107001	2022	5	16,140
0110	ATBRD1560	Cap Trouble Orders OH 011560	KU-136500- KY Overhead Conductor	Additions	107001	2022	6	16,140
0110	ATBRD1560	Cap Trouble Orders OH 011560	KU-136500- KY Overhead Conductor	Removals	108901	2021	4	2,282
0110	ATBRD1560	Cap Trouble Orders OH 011560	KU-136500- KY Overhead Conductor	Removals	108901	2021	5	2,282
0110	ATBRD1560	Cap Trouble Orders OH 011560	KU-136500- KY Overhead Conductor	Removals	108901	2021	6	1,797
0110	ATBRD1560	Cap Trouble Orders OH 011560	KU-136500- KY Overhead Conductor	Removals	108901	2021	7	1,797
0110	ATBRD156U	Cap Trouble Orders UG 011560	KU-136700- KY Undergrnd Conductors	Additions	107001	2021	4	3,592
0110	ATBRD156U	Cap Trouble Orders UG 011560	KU-136700- KY Undergrnd Conductors	Additions	107001	2021	6	3,592
0110	ATBRD156U	Cap Trouble Orders UG 011560	KU-136700- KY Undergrnd Conductors	Additions	107001	2021	7	5,389
0110	ATBRD156U	Cap Trouble Orders UG 011560	KU-136700- KY Undergrnd Conductors	Additions	107001	2022	3	1,802
0110	ATBRD156U	Cap Trouble Orders UG 011560	KU-136700- KY Undergrnd Conductors	Additions	107001	2022	4	1,802
0110	ATBRD156U	Cap Trouble Orders UG 011560	KU-136700- KY Undergrnd Conductors	Additions	107001	2022	5	1,802
0110	ATBRD156U	Cap Trouble Orders UG 011560	KU-136700- KY Undergrnd Conductors	Additions	107001	2022	6	1,802
0110	ATBRD156U	Cap Trouble Orders UG 011560	KU-136700- KY Undergrnd Conductors	Removals	108901	2021	7	1,797
0110	ATBRD156U	Cap Trouble Orders UG 011560	KU-136700- KY Undergrnd Conductors	Removals	108901	2022	3	1,802
0110	ATBRD2160	Cap Trouble Orders OH 012160	KU-136500- KY Overhead Conductor	Additions	107001	2021	1	10,394
0110	ATBRD2160	Cap Trouble Orders OH 012160	KU-136500- KY Overhead Conductor	Additions	107001	2021	2	10,394
0110	ATBRD2160	Cap Trouble Orders OH 012160	KU-136500- KY Overhead Conductor	Additions	107001	2021	3	10,394
0110	ATBRD2160	Cap Trouble Orders OH 012160	KU-136500- KY Overhead Conductor	Additions	107001	2021	4	10,394

0110	ATBRD2460	Cap Trouble Orders OH 012460	KU-136500- KY Overhead Conductor	Additions	107001	2021	11	11,380
0110	ATBRD2460	Cap Trouble Orders OH 012460	KU-136500- KY Overhead Conductor	Additions	107001	2021	12	9,045
0110	ATBRD2460	Cap Trouble Orders OH 012460	KU-136500- KY Overhead Conductor	Additions	107001	2022	1	13,132
0110	ATBRD2460	Cap Trouble Orders OH 012460	KU-136500- KY Overhead Conductor	Additions	107001	2022	2	10,260
0110	ATBRD2460	Cap Trouble Orders OH 012460	KU-136500- KY Overhead Conductor	Additions	107001	2022	3	9,965
0110	ATBRD2460	Cap Trouble Orders OH 012460	KU-136500- KY Overhead Conductor	Additions	107001	2022	4	9,385
0110	ATBRD2460	Cap Trouble Orders OH 012460	KU-136500- KY Overhead Conductor	Additions	107001	2022	5	10,866
0110	ATBRD2460	Cap Trouble Orders OH 012460	KU-136500- KY Overhead Conductor	Additions	107001	2022	6	9,064
0110	ATBRD2460	Cap Trouble Orders OH 012460	KU-136500- KY Overhead Conductor	Removals	108901	2021	8	1,599
0110	ATBRD2560	Cap Trouble Orders OH 012560	KU-136500- KY Overhead Conductor	Additions	107001	2021	1	16,490
0110	ATBRD2560	Cap Trouble Orders OH 012560	KU-136500- KY Overhead Conductor	Additions	107001	2021	2	21,934
0110	ATBRD2560	Cap Trouble Orders OH 012560	KU-136500- KY Overhead Conductor	Additions	107001	2021	3	13,613
0110	ATBRD2560	Cap Trouble Orders OH 012560	KU-136500- KY Overhead Conductor	Additions	107001	2021	4	21,789
0110	ATBRD2560	Cap Trouble Orders OH 012560	KU-136500- KY Overhead Conductor	Additions	107001	2021	5	7,839
0110	ATBRD2560	Cap Trouble Orders OH 012560	KU-136500- KY Overhead Conductor	Additions	107001	2021	6	13,671
0110	ATBRD2560	Cap Trouble Orders OH 012560	KU-136500- KY Overhead Conductor	Additions	107001	2021	7	10,795
0110	ATBRD2560	Cap Trouble Orders OH 012560	KU-136500- KY Overhead Conductor	Additions	107001	2021	8	19,018
0110	ATBRD2560	Cap Trouble Orders OH 012560	KU-136500- KY Overhead Conductor	Additions	107001	2021	9	16,870
0110	ATBRD2560	Cap Trouble Orders OH 012560	KU-136500- KY Overhead Conductor	Additions	107001	2021	10	15,323
0110	ATBRD2560	Cap Trouble Orders OH 012560	KU-136500- KY Overhead Conductor	Additions	107001	2021	11	20,184
0110	ATBRD2560	Cap Trouble Orders OH 012560	KU-136500- KY Overhead Conductor	Additions	107001	2021	12	9,491
0110	ATBRD2560	Cap Trouble Orders OH 012560	KU-136500- KY Overhead Conductor	Additions	107001	2022	1	16,526
0110	ATBRD2560	Cap Trouble Orders OH 012560	KU-136500- KY Overhead Conductor	Additions	107001	2022	2	22,004
0110	ATBRD2560	Cap Trouble Orders OH 012560	KU-136500- KY Overhead Conductor	Additions	107001	2022	3	13,277
0110	ATBRD2560	Cap Trouble Orders OH 012560	KU-136500- KY Overhead Conductor	Additions	107001	2022	4	21,014
0110	ATBRD2560	Cap Trouble Orders OH 012560	KU-136500- KY Overhead Conductor	Additions	107001	2022	5	10,718
0110	ATBRD2560	Cap Trouble Orders OH 012560	KU-136500- KY Overhead Conductor	Additions	107001	2022	6	16,165
0110	ATBRD2560	Cap Trouble Orders OH 012560	KU-136500- KY Overhead Conductor	Removals	108901	2021	3	2,333
0110	ATBRD2560	Cap Trouble Orders OH 012560	KU-136500- KY Overhead Conductor	Removals	108901	2021	6	(1,000)
0110	ATBRD2560	Cap Trouble Orders OH 012560	KU-136500- KY Overhead Conductor	Removals	108901	2021	7	2,090
0110	ATBRD2560	Cap Trouble Orders OH 012560	KU-136500- KY Overhead Conductor	Removals	108901	2021	10	750
0110	ATBRD2560	Cap Trouble Orders OH 012560	KU-136500- KY Overhead Conductor	Removals	108901	2022	3	2,339
0110	ATBRD2560	Cap Trouble Orders OH 012560	KU-136500- KY Overhead Conductor	Removals	108901	2022	6	(1,000)
0110	ATBRD3150	Cap Trouble Orders OH 013150	KU-136500- KY Overhead Conductor	Additions	107001	2021	1	48,783
0110	ATBRD3150	Cap Trouble Orders OH 013150	KU-136500- KY Overhead Conductor	Additions	107001	2021	2	48,783
0110	ATBRD3150	Cap Trouble Orders OH 013150	KU-136500- KY Overhead Conductor	Additions	107001	2021	3	48,783
0110	ATBRD3150	Cap Trouble Orders OH 013150	KU-136500- KY Overhead Conductor	Additions	107001	2021	4	48,783
0110	ATBRD3150	Cap Trouble Orders OH 013150	KU-136500- KY Overhead Conductor	Additions	107001	2021	5	45,356
0110	ATBRD3150	Cap Trouble Orders OH 013150	KU-136500- KY Overhead Conductor	Additions	107001	2021	6	48,783
0110	ATBRD3150	Cap Trouble Orders OH 013150	KU-136500- KY Overhead Conductor	Additions	107001	2021	7	47,171
0110	ATBRD3150	Cap Trouble Orders OH 013150	KU-136500- KY Overhead Conductor	Additions	107001	2021	8	51,724
0110	ATBRD3150	Cap Trouble Orders OH 013150	KU-136500- KY Overhead Conductor	Additions	107001	2021	9	48,783
0110	ATBRD3150	Cap Trouble Orders OH 013150	KU-136500- KY Overhead Conductor	Additions	107001	2021	10	48,783
0110	ATBRD3150	Cap Trouble Orders OH 013150	KU-136500- KY Overhead Conductor	Additions	107001	2021	11	46,602
0110	ATBRD3150	Cap Trouble Orders OH 013150	KU-136500- KY Overhead Conductor	Additions	107001	2021	12	47,848
0110	ATBRD3150	Cap Trouble Orders OH 013150	KU-136500- KY Overhead Conductor	Additions	107001	2022	1	48,874
0110	ATBRD3150	Cap Trouble Orders OH 013150	KU-136500- KY Overhead Conductor	Additions	107001	2022	2	48,874

0110	ATBRD3150	Cap Trouble Orders OH 013150	KU-136500- KY Overhead Conductor	Additions	107001	2022	3	51,061
0110	ATBRD3150	Cap Trouble Orders OH 013150	KU-136500- KY Overhead Conductor	Additions	107001	2022	4	45,474
0110	ATBRD3150	Cap Trouble Orders OH 013150	KU-136500- KY Overhead Conductor	Additions	107001	2022	5	49,329
0110	ATBRD3150	Cap Trouble Orders OH 013150	KU-136500- KY Overhead Conductor	Additions	107001	2022	6	52,275
0110	ATBRD315U	Cap Trouble Orders UG 013150	KU-136700- KY Undergrnd Conductors	Additions	107001	2021	1	10,555
0110	ATBRD315U	Cap Trouble Orders UG 013150	KU-136700- KY Undergrnd Conductors	Additions	107001	2021	2	10,555
0110	ATBRD315U	Cap Trouble Orders UG 013150	KU-136700- KY Undergrnd Conductors	Additions	107001	2021	3	11,801
0110	ATBRD315U	Cap Trouble Orders UG 013150	KU-136700- KY Undergrnd Conductors	Additions	107001	2021	4	10,801
0110	ATBRD315U	Cap Trouble Orders UG 013150	KU-136700- KY Undergrnd Conductors	Additions	107001	2021	5	11,801
0110	ATBRD315U	Cap Trouble Orders UG 013150	KU-136700- KY Undergrnd Conductors	Additions	107001	2021	6	9,555
0110	ATBRD315U	Cap Trouble Orders UG 013150	KU-136700- KY Undergrnd Conductors	Additions	107001	2021	7	9,555
0110	ATBRD315U	Cap Trouble Orders UG 013150	KU-136700- KY Undergrnd Conductors	Additions	107001	2021	8	10,555
0110	ATBRD315U	Cap Trouble Orders UG 013150	KU-136700- KY Undergrnd Conductors	Additions	107001	2021	9	9,555
0110	ATBRD315U	Cap Trouble Orders UG 013150	KU-136700- KY Undergrnd Conductors	Additions	107001	2021	10	10,555
0110	ATBRD315U	Cap Trouble Orders UG 013150	KU-136700- KY Undergrnd Conductors	Additions	107001	2021	11	10,555
0110	ATBRD315U	Cap Trouble Orders UG 013150	KU-136700- KY Undergrnd Conductors	Additions	107001	2021	12	10,555
0110	ATBRD315U	Cap Trouble Orders UG 013150	KU-136700- KY Undergrnd Conductors	Additions	107001	2022	1	10,571
0110	ATBRD315U	Cap Trouble Orders UG 013150	KU-136700- KY Undergrnd Conductors	Additions	107001	2022	2	10,571
0110	ATBRD315U	Cap Trouble Orders UG 013150	KU-136700- KY Undergrnd Conductors	Additions	107001	2022	3	10,571
0110	ATBRD315U	Cap Trouble Orders UG 013150	KU-136700- KY Undergrnd Conductors	Additions	107001	2022	4	10,571
0110	ATBRD315U	Cap Trouble Orders UG 013150	KU-136700- KY Undergrnd Conductors	Additions	107001	2022	5	10,571
0110	ATBRD315U	Cap Trouble Orders UG 013150	KU-136700- KY Undergrnd Conductors	Additions	107001	2022	6	10,571
0110	ATBRD3660	Cap Trouble Orders OH 013660	KU-136500- KY Overhead Conductor	Additions	107001	2021	1	6,544
0110	ATBRD3660	Cap Trouble Orders OH 013660	KU-136500- KY Overhead Conductor	Additions	107001	2021	2	12,560
0110	ATBRD3660	Cap Trouble Orders OH 013660	KU-136500- KY Overhead Conductor	Additions	107001	2021	3	14,531
0110	ATBRD3660	Cap Trouble Orders OH 013660	KU-136500- KY Overhead Conductor	Additions	107001	2021	4	13,609
0110	ATBRD3660	Cap Trouble Orders OH 013660	KU-136500- KY Overhead Conductor	Additions	107001	2021	5	8,388
0110	ATBRD3660	Cap Trouble Orders OH 013660	KU-136500- KY Overhead Conductor	Additions	107001	2021	6	10,120
0110	ATBRD3660	Cap Trouble Orders OH 013660	KU-136500- KY Overhead Conductor	Additions	107001	2021	7	4,620
0110	ATBRD3660	Cap Trouble Orders OH 013660	KU-136500- KY Overhead Conductor	Additions	107001	2021	8	14,889
0110	ATBRD3660	Cap Trouble Orders OH 013660	KU-136500- KY Overhead Conductor	Additions	107001	2021	9	10,363
0110	ATBRD3660	Cap Trouble Orders OH 013660	KU-136500- KY Overhead Conductor	Additions	107001	2021	10	13,482
0110	ATBRD3660	Cap Trouble Orders OH 013660	KU-136500- KY Overhead Conductor	Additions	107001	2021	11	12,318
0110	ATBRD3660	Cap Trouble Orders OH 013660	KU-136500- KY Overhead Conductor	Additions	107001	2021	12	9,537
0110	ATBRD3660	Cap Trouble Orders OH 013660	KU-136500- KY Overhead Conductor	Additions	107001	2022	1	4,958
0110	ATBRD3660	Cap Trouble Orders OH 013660	KU-136500- KY Overhead Conductor	Additions	107001	2022	2	10,529
0110	ATBRD3660	Cap Trouble Orders OH 013660	KU-136500- KY Overhead Conductor	Additions	107001	2022	3	19,346
0110	ATBRD3660	Cap Trouble Orders OH 013660	KU-136500- KY Overhead Conductor	Additions	107001	2022	4	13,327
0110	ATBRD3660	Cap Trouble Orders OH 013660	KU-136500- KY Overhead Conductor	Additions	107001	2022	5	5,761
0110	ATBRD3660	Cap Trouble Orders OH 013660	KU-136500- KY Overhead Conductor	Additions	107001	2022	6	6,831
0110	ATBRD3660	Cap Trouble Orders OH 013660	KU-136500- KY Overhead Conductor	Removals	108901	2021	1	2,330
0110	ATBRD3660	Cap Trouble Orders OH 013660	KU-136500- KY Overhead Conductor	Removals	108901	2021	2	3,251
0110	ATBRD3660	Cap Trouble Orders OH 013660	KU-136500- KY Overhead Conductor	Removals	108901	2021	3	3,251
0110	ATBRD3660	Cap Trouble Orders OH 013660	KU-136500- KY Overhead Conductor	Removals	108901	2021	4	3,712
0110	ATBRD3660	Cap Trouble Orders OH 013660	KU-136500- KY Overhead Conductor	Removals	108901	2021	5	3,649
0110	ATBRD3660	Cap Trouble Orders OH 013660	KU-136500- KY Overhead Conductor	Removals	108901	2021	6	3,834
0110	ATBRD3660	Cap Trouble Orders OH 013660	KU-136500- KY Overhead Conductor	Removals	108901	2021	7	2,330

0110	ATBRD4160	Cap Trouble Orders OH 014160	KU-136500- KY Overhead Conductor	Removals	108901	2022	4	5,641
0110	ATBRD4160	Cap Trouble Orders OH 014160	KU-136500- KY Overhead Conductor	Removals	108901	2022	5	5,641
0110	ATBRD4260	Cap Trouble Orders OH 014260	KU-136500- KY Overhead Conductor	Additions	107001	2021	1	27,473
0110	ATBRD4260	Cap Trouble Orders OH 014260	KU-136500- KY Overhead Conductor	Additions	107001	2021	2	28,096
0110	ATBRD4260	Cap Trouble Orders OH 014260	KU-136500- KY Overhead Conductor	Additions	107001	2021	3	31,832
0110	ATBRD4260	Cap Trouble Orders OH 014260	KU-136500- KY Overhead Conductor	Additions	107001	2021	4	31,832
0110	ATBRD4260	Cap Trouble Orders OH 014260	KU-136500- KY Overhead Conductor	Additions	107001	2021	5	33,078
0110	ATBRD4260	Cap Trouble Orders OH 014260	KU-136500- KY Overhead Conductor	Additions	107001	2021	6	31,209
0110	ATBRD4260	Cap Trouble Orders OH 014260	KU-136500- KY Overhead Conductor	Additions	107001	2021	7	31,209
0110	ATBRD4260	Cap Trouble Orders OH 014260	KU-136500- KY Overhead Conductor	Additions	107001	2021	8	33,699
0110	ATBRD4260	Cap Trouble Orders OH 014260	KU-136500- KY Overhead Conductor	Additions	107001	2021	9	31,209
0110	ATBRD4260	Cap Trouble Orders OH 014260	KU-136500- KY Overhead Conductor	Additions	107001	2021	10	31,832
0110	ATBRD4260	Cap Trouble Orders OH 014260	KU-136500- KY Overhead Conductor	Additions	107001	2021	11	31,209
0110	ATBRD4260	Cap Trouble Orders OH 014260	KU-136500- KY Overhead Conductor	Additions	107001	2021	12	31,832
0110	ATBRD4260	Cap Trouble Orders OH 014260	KU-136500- KY Overhead Conductor	Additions	107001	2022	1	32,421
0110	ATBRD4260	Cap Trouble Orders OH 014260	KU-136500- KY Overhead Conductor	Additions	107001	2022	2	31,306
0110	ATBRD4260	Cap Trouble Orders OH 014260	KU-136500- KY Overhead Conductor	Additions	107001	2022	3	30,546
0110	ATBRD4260	Cap Trouble Orders OH 014260	KU-136500- KY Overhead Conductor	Additions	107001	2022	4	31,306
0110	ATBRD4260	Cap Trouble Orders OH 014260	KU-136500- KY Overhead Conductor	Additions	107001	2022	5	30,546
0110	ATBRD4260	Cap Trouble Orders OH 014260	KU-136500- KY Overhead Conductor	Additions	107001	2022	6	31,306
0110	ATBRD7660	Cap Trouble Orders OH 017660	KU-136500- VA Overhead Conductor	Additions	107001	2021	1	15,559
0110	ATBRD7660	Cap Trouble Orders OH 017660	KU-136500- VA Overhead Conductor	Additions	107001	2021	2	14,968
0110	ATBRD7660	Cap Trouble Orders OH 017660	KU-136500- VA Overhead Conductor	Additions	107001	2021	3	16,045
0110	ATBRD7660	Cap Trouble Orders OH 017660	KU-136500- VA Overhead Conductor	Additions	107001	2021	4	16,805
0110	ATBRD7660	Cap Trouble Orders OH 017660	KU-136500- VA Overhead Conductor	Additions	107001	2021	5	19,127
0110	ATBRD7660	Cap Trouble Orders OH 017660	KU-136500- VA Overhead Conductor	Additions	107001	2021	6	20,063
0110	ATBRD7660	Cap Trouble Orders OH 017660	KU-136500- VA Overhead Conductor	Additions	107001	2021	7	19,613
0110	ATBRD7660	Cap Trouble Orders OH 017660	KU-136500- VA Overhead Conductor	Additions	107001	2021	8	14,553
0110	ATBRD7660	Cap Trouble Orders OH 017660	KU-136500- VA Overhead Conductor	Additions	107001	2021	9	13,237
0110	ATBRD7660	Cap Trouble Orders OH 017660	KU-136500- VA Overhead Conductor	Additions	107001	2021	10	17,291
0110	ATBRD7660	Cap Trouble Orders OH 017660	KU-136500- VA Overhead Conductor	Additions	107001	2021	11	13,722
0110	ATBRD7660	Cap Trouble Orders OH 017660	KU-136500- VA Overhead Conductor	Additions	107001	2021	12	14,483
0110	ATBRD7660	Cap Trouble Orders OH 017660	KU-136500- VA Overhead Conductor	Additions	107001	2022	1	16,839
0110	ATBRD7660	Cap Trouble Orders OH 017660	KU-136500- VA Overhead Conductor	Additions	107001	2022	2	17,325
0110	ATBRD7660	Cap Trouble Orders OH 017660	KU-136500- VA Overhead Conductor	Additions	107001	2022	3	19,091
0110	ATBRD7660	Cap Trouble Orders OH 017660	KU-136500- VA Overhead Conductor	Additions	107001	2022	4	19,167
0110	ATBRD7660	Cap Trouble Orders OH 017660	KU-136500- VA Overhead Conductor	Additions	107001	2022	5	17,250
0110	ATBRD7660	Cap Trouble Orders OH 017660	KU-136500- VA Overhead Conductor	Additions	107001	2022	6	17,325
0110	ATBRD7660	Cap Trouble Orders OH 017660	KU-136500- VA Overhead Conductor	Removals	108901	2021	1	2,323
0110	ATBRD7660	Cap Trouble Orders OH 017660	KU-136500- VA Overhead Conductor	Removals	108901	2021	2	1,837
0110	ATBRD7660	Cap Trouble Orders OH 017660	KU-136500- VA Overhead Conductor	Removals	108901	2021	3	2,323
0110	ATBRD7660	Cap Trouble Orders OH 017660	KU-136500- VA Overhead Conductor	Removals	108901	2021	4	2,323
0110	ATBRD7660	Cap Trouble Orders OH 017660	KU-136500- VA Overhead Conductor	Removals	108901	2021	6	4,159
0110	ATBRD7660	Cap Trouble Orders OH 017660	KU-136500- VA Overhead Conductor	Removals	108901	2021	7	2,323
0110	ATBRD7660	Cap Trouble Orders OH 017660	KU-136500- VA Overhead Conductor	Removals	108901	2021	8	2,323
0110	ATBRD7660	Cap Trouble Orders OH 017660	KU-136500- VA Overhead Conductor	Removals	108901	2021	9	1,837
0110	ATBRD7660	Cap Trouble Orders OH 017660	KU-136500- VA Overhead Conductor	Removals	108901	2021	10	1,837

0110	ATBRD7660	Cap Trouble Orders OH 017660	KU-136500- VA Overhead Conductor	Removals	108901	2021	11	1,837
0110	ATBRD7660	Cap Trouble Orders OH 017660	KU-136500- VA Overhead Conductor	Removals	108901	2021	12	2,323
0110	ATBRD7660	Cap Trouble Orders OH 017660	KU-136500- VA Overhead Conductor	Removals	108901	2022	2	4,169
0110	ATBRD7660	Cap Trouble Orders OH 017660	KU-136500- VA Overhead Conductor	Removals	108901	2022	3	1,841
0110	ATBRD7660	Cap Trouble Orders OH 017660	KU-136500- VA Overhead Conductor	Removals	108901	2022	5	2,327
0110	ATBRD7660	Cap Trouble Orders OH 017660	KU-136500- VA Overhead Conductor	Removals	108901	2022	6	1,841
0110	ATPD156	Cap Third Party 011560	KU-136400-KY Poles, Towers, and Fix	Additions	107001	2021	1	(1,922)
0110	ATPD156	Cap Third Party 011560	KU-136400-KY Poles, Towers, and Fix	Additions	107001	2021	2	(4,754)
0110	ATPD156	Cap Third Party 011560	KU-136400-KY Poles, Towers, and Fix	Additions	107001	2021	3	(6,000)
0110	ATPD156	Cap Third Party 011560	KU-136400-KY Poles, Towers, and Fix	Additions	107001	2021	4	1,184
0110	ATPD156	Cap Third Party 011560	KU-136400-KY Poles, Towers, and Fix	Additions	107001	2021	5	4,712
0110	ATPD156	Cap Third Party 011560	KU-136400-KY Poles, Towers, and Fix	Additions	107001	2021	6	4,776
0110	ATPD156	Cap Third Party 011560	KU-136400-KY Poles, Towers, and Fix	Additions	107001	2021	7	15,488
0110	ATPD156	Cap Third Party 011560	KU-136400-KY Poles, Towers, and Fix	Additions	107001	2021	8	2,981
0110	ATPD156	Cap Third Party 011560	KU-136400-KY Poles, Towers, and Fix	Additions	107001	2021	9	(611)
0110	ATPD156	Cap Third Party 011560	KU-136400-KY Poles, Towers, and Fix	Additions	107001	2021	10	6,399
0110	ATPD156	Cap Third Party 011560	KU-136400-KY Poles, Towers, and Fix	Additions	107001	2021	11	2,981
0110	ATPD156	Cap Third Party 011560	KU-136400-KY Poles, Towers, and Fix	Additions	107001	2021	12	(611)
0110	ATPD156	Cap Third Party 011560	KU-136400-KY Poles, Towers, and Fix	Additions	107001	2022	1	1,204
0110	ATPD156	Cap Third Party 011560	KU-136400-KY Poles, Towers, and Fix	Additions	107001	2022	2	2,094
0110	ATPD156	Cap Third Party 011560	KU-136400-KY Poles, Towers, and Fix	Additions	107001	2022	3	4,738
0110	ATPD156	Cap Third Party 011560	KU-136400-KY Poles, Towers, and Fix	Additions	107001	2022	4	1,204
0110	ATPD156	Cap Third Party 011560	KU-136400-KY Poles, Towers, and Fix	Additions	107001	2022	5	4,738
0110	ATPD156	Cap Third Party 011560	KU-136400-KY Poles, Towers, and Fix	Additions	107001	2022	6	4,738
0110	ATPD156	Cap Third Party 011560	KU-136400-KY Poles, Towers, and Fix	Removals	108901	2021	3	3,592
0110	ATPD156	Cap Third Party 011560	KU-136400-KY Poles, Towers, and Fix	Removals	108901	2021	12	1,797
0110	ATPD156	Cap Third Party 011560	KU-136400-KY Poles, Towers, and Fix	Removals	108901	2022	1	1,802
0110	ATPD156	Cap Third Party 011560	KU-136400-KY Poles, Towers, and Fix	Removals	108901	2022	5	1,802
0110	ATPD156	Cap Third Party 011560	KU-136400-KY Poles, Towers, and Fix	Removals	108901	2022	6	1,802
0110	ATPD216	Cap Third Party 012160	KU-136400-KY Poles, Towers, and Fix	Additions	107001	2021	1	6,930
0110	ATPD216	Cap Third Party 012160	KU-136400-KY Poles, Towers, and Fix	Additions	107001	2021	2	7,416
0110	ATPD216	Cap Third Party 012160	KU-136400-KY Poles, Towers, and Fix	Additions	107001	2021	3	7,416
0110	ATPD216	Cap Third Party 012160	KU-136400-KY Poles, Towers, and Fix	Additions	107001	2021	4	5,684
0110	ATPD216	Cap Third Party 012160	KU-136400-KY Poles, Towers, and Fix	Additions	107001	2021	5	5,684
0110	ATPD216	Cap Third Party 012160	KU-136400-KY Poles, Towers, and Fix	Additions	107001	2021	6	5,684
0110	ATPD216	Cap Third Party 012160	KU-136400-KY Poles, Towers, and Fix	Additions	107001	2021	7	5,684
0110	ATPD216	Cap Third Party 012160	KU-136400-KY Poles, Towers, and Fix	Additions	107001	2021	8	7,416
0110	ATPD216	Cap Third Party 012160	KU-136400-KY Poles, Towers, and Fix	Additions	107001	2021	9	7,416
0110	ATPD216	Cap Third Party 012160	KU-136400-KY Poles, Towers, and Fix	Additions	107001	2021	10	5,684
0110	ATPD216	Cap Third Party 012160	KU-136400-KY Poles, Towers, and Fix	Additions	107001	2021	11	5,684
0110	ATPD216	Cap Third Party 012160	KU-136400-KY Poles, Towers, and Fix	Additions	107001	2021	12	5,684
0110	ATPD216	Cap Third Party 012160	KU-136400-KY Poles, Towers, and Fix	Additions	107001	2022	1	5,206
0110	ATPD216	Cap Third Party 012160	KU-136400-KY Poles, Towers, and Fix	Additions	107001	2022	2	5,206
0110	ATPD216	Cap Third Party 012160	KU-136400-KY Poles, Towers, and Fix	Additions	107001	2022	3	3,960
0110	ATPD216	Cap Third Party 012160	KU-136400-KY Poles, Towers, and Fix	Additions	107001	2022	4	5,206
0110	ATPD216	Cap Third Party 012160	KU-136400-KY Poles, Towers, and Fix	Additions	107001	2022	5	3,960
0110	ATPD216	Cap Third Party 012160	KU-136400-KY Poles, Towers, and Fix	Additions	107001	2022	6	3,960

0110	ATPD236	Cap Third Party 012360	KU-136400-KY Poles, Towers, and Fix	Removals	108901	2022	2	563
0110	ATPD236	Cap Third Party 012360	KU-136400-KY Poles, Towers, and Fix	Removals	108901	2022	3	563
0110	ATPD236	Cap Third Party 012360	KU-136400-KY Poles, Towers, and Fix	Removals	108901	2022	4	563
0110	ATPD236	Cap Third Party 012360	KU-136400-KY Poles, Towers, and Fix	Removals	108901	2022	5	563
0110	ATPD236	Cap Third Party 012360	KU-136400-KY Poles, Towers, and Fix	Removals	108901	2022	6	563
0110	ATPD246	Cap Third Party 012460	KU-136400-KY Poles, Towers, and Fix	Additions	107001	2021	1	2,283
0110	ATPD246	Cap Third Party 012460	KU-136400-KY Poles, Towers, and Fix	Additions	107001	2021	2	2,854
0110	ATPD246	Cap Third Party 012460	KU-136400-KY Poles, Towers, and Fix	Additions	107001	2021	3	3,425
0110	ATPD246	Cap Third Party 012460	KU-136400-KY Poles, Towers, and Fix	Additions	107001	2021	4	2,283
0110	ATPD246	Cap Third Party 012460	KU-136400-KY Poles, Towers, and Fix	Additions	107001	2021	5	2,739
0110	ATPD246	Cap Third Party 012460	KU-136400-KY Poles, Towers, and Fix	Additions	107001	2021	6	2,283
0110	ATPD246	Cap Third Party 012460	KU-136400-KY Poles, Towers, and Fix	Additions	107001	2021	7	2,283
0110	ATPD246	Cap Third Party 012460	KU-136400-KY Poles, Towers, and Fix	Additions	107001	2021	8	2,283
0110	ATPD246	Cap Third Party 012460	KU-136400-KY Poles, Towers, and Fix	Additions	107001	2021	9	2,283
0110	ATPD246	Cap Third Party 012460	KU-136400-KY Poles, Towers, and Fix	Additions	107001	2021	10	2,283
0110	ATPD246	Cap Third Party 012460	KU-136400-KY Poles, Towers, and Fix	Additions	107001	2021	11	2,283
0110	ATPD246	Cap Third Party 012460	KU-136400-KY Poles, Towers, and Fix	Additions	107001	2021	12	2,283
0110	ATPD246	Cap Third Party 012460	KU-136400-KY Poles, Towers, and Fix	Additions	107001	2022	1	2,288
0110	ATPD246	Cap Third Party 012460	KU-136400-KY Poles, Towers, and Fix	Additions	107001	2022	2	2,859
0110	ATPD246	Cap Third Party 012460	KU-136400-KY Poles, Towers, and Fix	Additions	107001	2022	3	3,431
0110	ATPD246	Cap Third Party 012460	KU-136400-KY Poles, Towers, and Fix	Additions	107001	2022	4	2,288
0110	ATPD246	Cap Third Party 012460	KU-136400-KY Poles, Towers, and Fix	Additions	107001	2022	5	2,745
0110	ATPD246	Cap Third Party 012460	KU-136400-KY Poles, Towers, and Fix	Additions	107001	2022	6	2,859
0110	ATPD246	Cap Third Party 012460	KU-136400-KY Poles, Towers, and Fix	Removals	108901	2021	4	2,169
0110	ATPD246	Cap Third Party 012460	KU-136400-KY Poles, Towers, and Fix	Removals	108901	2021	6	2,169
0110	ATPD246	Cap Third Party 012460	KU-136400-KY Poles, Towers, and Fix	Removals	108901	2021	8	2,169
0110	ATPD246	Cap Third Party 012460	KU-136400-KY Poles, Towers, and Fix	Removals	108901	2022	4	2,173
0110	ATPD246	Cap Third Party 012460	KU-136400-KY Poles, Towers, and Fix	Removals	108901	2022	6	2,173
0110	ATPD256	Cap Third Party 012560	KU-136400-KY Poles, Towers, and Fix	Additions	107001	2021	1	16,971
0110	ATPD256	Cap Third Party 012560	KU-136400-KY Poles, Towers, and Fix	Additions	107001	2021	2	12,272
0110	ATPD256	Cap Third Party 012560	KU-136400-KY Poles, Towers, and Fix	Additions	107001	2021	3	8,328
0110	ATPD256	Cap Third Party 012560	KU-136400-KY Poles, Towers, and Fix	Additions	107001	2021	4	5,340
0110	ATPD256	Cap Third Party 012560	KU-136400-KY Poles, Towers, and Fix	Additions	107001	2021	5	1,880
0110	ATPD256	Cap Third Party 012560	KU-136400-KY Poles, Towers, and Fix	Additions	107001	2021	6	1,093
0110	ATPD256	Cap Third Party 012560	KU-136400-KY Poles, Towers, and Fix	Additions	107001	2021	7	2,519
0110	ATPD256	Cap Third Party 012560	KU-136400-KY Poles, Towers, and Fix	Additions	107001	2021	8	8,143
0110	ATPD256	Cap Third Party 012560	KU-136400-KY Poles, Towers, and Fix	Additions	107001	2021	9	7,853
0110	ATPD256	Cap Third Party 012560	KU-136400-KY Poles, Towers, and Fix	Additions	107001	2021	10	5,879
0110	ATPD256	Cap Third Party 012560	KU-136400-KY Poles, Towers, and Fix	Additions	107001	2021	11	17,635
0110	ATPD256	Cap Third Party 012560	KU-136400-KY Poles, Towers, and Fix	Additions	107001	2021	12	13,381
0110	ATPD256	Cap Third Party 012560	KU-136400-KY Poles, Towers, and Fix	Additions	107001	2022	1	17,022
0110	ATPD256	Cap Third Party 012560	KU-136400-KY Poles, Towers, and Fix	Additions	107001	2022	2	12,308
0110	ATPD256	Cap Third Party 012560	KU-136400-KY Poles, Towers, and Fix	Additions	107001	2022	3	7,783
0110	ATPD256	Cap Third Party 012560	KU-136400-KY Poles, Towers, and Fix	Additions	107001	2022	4	5,355
0110	ATPD256	Cap Third Party 012560	KU-136400-KY Poles, Towers, and Fix	Additions	107001	2022	5	1,892
0110	ATPD256	Cap Third Party 012560	KU-136400-KY Poles, Towers, and Fix	Additions	107001	2022	6	1,099
0110	ATPD315	Cap Third Party 013150	KU-136400-KY Poles, Towers, and Fix	Additions	107001	2021	1	21,434

0110	ATPD315	Cap Third Party 013150	KU-136400-KY Poles, Towers, and Fix	Additions	107001	2021	2	21,434
0110	ATPD315	Cap Third Party 013150	KU-136400-KY Poles, Towers, and Fix	Additions	107001	2021	3	20,188
0110	ATPD315	Cap Third Party 013150	KU-136400-KY Poles, Towers, and Fix	Additions	107001	2021	4	23,806
0110	ATPD315	Cap Third Party 013150	KU-136400-KY Poles, Towers, and Fix	Additions	107001	2021	5	19,253
0110	ATPD315	Cap Third Party 013150	KU-136400-KY Poles, Towers, and Fix	Additions	107001	2021	6	21,194
0110	ATPD315	Cap Third Party 013150	KU-136400-KY Poles, Towers, and Fix	Additions	107001	2021	7	21,194
0110	ATPD315	Cap Third Party 013150	KU-136400-KY Poles, Towers, and Fix	Additions	107001	2021	8	22,074
0110	ATPD315	Cap Third Party 013150	KU-136400-KY Poles, Towers, and Fix	Additions	107001	2021	9	19,828
0110	ATPD315	Cap Third Party 013150	KU-136400-KY Poles, Towers, and Fix	Additions	107001	2021	10	19,253
0110	ATPD315	Cap Third Party 013150	KU-136400-KY Poles, Towers, and Fix	Additions	107001	2021	11	20,828
0110	ATPD315	Cap Third Party 013150	KU-136400-KY Poles, Towers, and Fix	Additions	107001	2021	12	19,133
0110	ATPD315	Cap Third Party 013150	KU-136400-KY Poles, Towers, and Fix	Additions	107001	2022	1	25,402
0110	ATPD315	Cap Third Party 013150	KU-136400-KY Poles, Towers, and Fix	Additions	107001	2022	2	23,216
0110	ATPD315	Cap Third Party 013150	KU-136400-KY Poles, Towers, and Fix	Additions	107001	2022	3	30,229
0110	ATPD315	Cap Third Party 013150	KU-136400-KY Poles, Towers, and Fix	Additions	107001	2022	4	22,642
0110	ATPD315	Cap Third Party 013150	KU-136400-KY Poles, Towers, and Fix	Additions	107001	2022	5	18,084
0110	ATPD315	Cap Third Party 013150	KU-136400-KY Poles, Towers, and Fix	Additions	107001	2022	6	21,156
0110	ATPD315	Cap Third Party 013150	KU-136400-KY Poles, Towers, and Fix	Removals	108901	2021	1	4,504
0110	ATPD315	Cap Third Party 013150	KU-136400-KY Poles, Towers, and Fix	Removals	108901	2021	2	4,504
0110	ATPD315	Cap Third Party 013150	KU-136400-KY Poles, Towers, and Fix	Removals	108901	2021	3	5,559
0110	ATPD315	Cap Third Party 013150	KU-136400-KY Poles, Towers, and Fix	Removals	108901	2021	4	4,504
0110	ATPD315	Cap Third Party 013150	KU-136400-KY Poles, Towers, and Fix	Removals	108901	2021	5	3,378
0110	ATPD315	Cap Third Party 013150	KU-136400-KY Poles, Towers, and Fix	Removals	108901	2021	6	4,504
0110	ATPD315	Cap Third Party 013150	KU-136400-KY Poles, Towers, and Fix	Removals	108901	2021	7	3,378
0110	ATPD315	Cap Third Party 013150	KU-136400-KY Poles, Towers, and Fix	Removals	108901	2021	8	4,504
0110	ATPD315	Cap Third Party 013150	KU-136400-KY Poles, Towers, and Fix	Removals	108901	2021	9	4,504
0110	ATPD315	Cap Third Party 013150	KU-136400-KY Poles, Towers, and Fix	Removals	108901	2021	10	4,504
0110	ATPD315	Cap Third Party 013150	KU-136400-KY Poles, Towers, and Fix	Removals	108901	2021	11	4,504
0110	ATPD315	Cap Third Party 013150	KU-136400-KY Poles, Towers, and Fix	Removals	108901	2021	12	4,504
0110	ATPD315	Cap Third Party 013150	KU-136400-KY Poles, Towers, and Fix	Removals	108901	2022	1	4,504
0110	ATPD315	Cap Third Party 013150	KU-136400-KY Poles, Towers, and Fix	Removals	108901	2022	2	4,504
0110	ATPD315	Cap Third Party 013150	KU-136400-KY Poles, Towers, and Fix	Removals	108901	2022	3	5,564
0110	ATPD315	Cap Third Party 013150	KU-136400-KY Poles, Towers, and Fix	Removals	108901	2022	4	4,504
0110	ATPD315	Cap Third Party 013150	KU-136400-KY Poles, Towers, and Fix	Removals	108901	2022	5	3,378
0110	ATPD315	Cap Third Party 013150	KU-136400-KY Poles, Towers, and Fix	Removals	108901	2022	6	4,504
0110	ATPD366	Cap Third Party 013660	KU-136400-KY Poles, Towers, and Fix	Additions	107001	2021	1	(3,047)
0110	ATPD366	Cap Third Party 013660	KU-136400-KY Poles, Towers, and Fix	Additions	107001	2021	2	1,372
0110	ATPD366	Cap Third Party 013660	KU-136400-KY Poles, Towers, and Fix	Additions	107001	2021	3	1,252
0110	ATPD366	Cap Third Party 013660	KU-136400-KY Poles, Towers, and Fix	Additions	107001	2021	4	1,372
0110	ATPD366	Cap Third Party 013660	KU-136400-KY Poles, Towers, and Fix	Additions	107001	2021	5	126
0110	ATPD366	Cap Third Party 013660	KU-136400-KY Poles, Towers, and Fix	Additions	107001	2021	6	1,372
0110	ATPD366	Cap Third Party 013660	KU-136400-KY Poles, Towers, and Fix	Additions	107001	2021	7	331
0110	ATPD366	Cap Third Party 013660	KU-136400-KY Poles, Towers, and Fix	Additions	107001	2021	8	2,916
0110	ATPD366	Cap Third Party 013660	KU-136400-KY Poles, Towers, and Fix	Additions	107001	2021	9	126
0110	ATPD366	Cap Third Party 013660	KU-136400-KY Poles, Towers, and Fix	Additions	107001	2021	10	2,293
0110	ATPD366	Cap Third Party 013660	KU-136400-KY Poles, Towers, and Fix	Additions	107001	2021	11	(582)
0110	ATPD366	Cap Third Party 013660	KU-136400-KY Poles, Towers, and Fix	Additions	107001	2021	12	1,577

0110	ATPD366	Cap Third Party 013660	KU-136400-KY Poles, Towers, and Fix	Additions	107001	2022	1	(1,193)
0110	ATPD366	Cap Third Party 013660	KU-136400-KY Poles, Towers, and Fix	Additions	107001	2022	2	1,481
0110	ATPD366	Cap Third Party 013660	KU-136400-KY Poles, Towers, and Fix	Additions	107001	2022	3	1,984
0110	ATPD366	Cap Third Party 013660	KU-136400-KY Poles, Towers, and Fix	Additions	107001	2022	4	(570)
0110	ATPD366	Cap Third Party 013660	KU-136400-KY Poles, Towers, and Fix	Additions	107001	2022	5	134
0110	ATPD366	Cap Third Party 013660	KU-136400-KY Poles, Towers, and Fix	Additions	107001	2022	6	1,141
0110	ATPD366	Cap Third Party 013660	KU-136400-KY Poles, Towers, and Fix	Removals	108901	2021	1	2,970
0110	ATPD366	Cap Third Party 013660	KU-136400-KY Poles, Towers, and Fix	Removals	108901	2021	2	6,016
0110	ATPD366	Cap Third Party 013660	KU-136400-KY Poles, Towers, and Fix	Removals	108901	2021	3	5,298
0110	ATPD366	Cap Third Party 013660	KU-136400-KY Poles, Towers, and Fix	Removals	108901	2021	4	1,844
0110	ATPD366	Cap Third Party 013660	KU-136400-KY Poles, Towers, and Fix	Removals	108901	2021	5	5,298
0110	ATPD366	Cap Third Party 013660	KU-136400-KY Poles, Towers, and Fix	Removals	108901	2021	6	1,844
0110	ATPD366	Cap Third Party 013660	KU-136400-KY Poles, Towers, and Fix	Removals	108901	2021	7	1,126
0110	ATPD366	Cap Third Party 013660	KU-136400-KY Poles, Towers, and Fix	Removals	108901	2021	8	1,844
0110	ATPD366	Cap Third Party 013660	KU-136400-KY Poles, Towers, and Fix	Removals	108901	2021	9	5,298
0110	ATPD366	Cap Third Party 013660	KU-136400-KY Poles, Towers, and Fix	Removals	108901	2021	10	3,008
0110	ATPD366	Cap Third Party 013660	KU-136400-KY Poles, Towers, and Fix	Removals	108901	2021	11	5,298
0110	ATPD366	Cap Third Party 013660	KU-136400-KY Poles, Towers, and Fix	Removals	108901	2021	12	2,330
0110	ATPD366	Cap Third Party 013660	KU-136400-KY Poles, Towers, and Fix	Removals	108901	2022	1	2,975
0110	ATPD366	Cap Third Party 013660	KU-136400-KY Poles, Towers, and Fix	Removals	108901	2022	2	7,160
0110	ATPD366	Cap Third Party 013660	KU-136400-KY Poles, Towers, and Fix	Removals	108901	2022	3	5,310
0110	ATPD366	Cap Third Party 013660	KU-136400-KY Poles, Towers, and Fix	Removals	108901	2022	4	2,975
0110	ATPD366	Cap Third Party 013660	KU-136400-KY Poles, Towers, and Fix	Removals	108901	2022	5	5,310
0110	ATPD366	Cap Third Party 013660	KU-136400-KY Poles, Towers, and Fix	Removals	108901	2022	6	2,975
0110	ATPD416	Cap Third Party 014160	KU-136400-KY Poles, Towers, and Fix	Additions	107001	2021	7	3,607
0110	ATPD426	Cap Third Party 014260	KU-136400-KY Poles, Towers, and Fix	Additions	107001	2021	1	6,089
0110	ATPD426	Cap Third Party 014260	KU-136400-KY Poles, Towers, and Fix	Additions	107001	2021	2	6,089
0110	ATPD426	Cap Third Party 014260	KU-136400-KY Poles, Towers, and Fix	Additions	107001	2021	3	3,736
0110	ATPD426	Cap Third Party 014260	KU-136400-KY Poles, Towers, and Fix	Additions	107001	2021	4	6,089
0110	ATPD426	Cap Third Party 014260	KU-136400-KY Poles, Towers, and Fix	Additions	107001	2021	5	6,089
0110	ATPD426	Cap Third Party 014260	KU-136400-KY Poles, Towers, and Fix	Additions	107001	2021	6	6,089
0110	ATPD426	Cap Third Party 014260	KU-136400-KY Poles, Towers, and Fix	Additions	107001	2021	7	3,736
0110	ATPD426	Cap Third Party 014260	KU-136400-KY Poles, Towers, and Fix	Additions	107001	2021	8	6,089
0110	ATPD426	Cap Third Party 014260	KU-136400-KY Poles, Towers, and Fix	Additions	107001	2021	9	6,089
0110	ATPD426	Cap Third Party 014260	KU-136400-KY Poles, Towers, and Fix	Additions	107001	2021	10	6,089
0110	ATPD426	Cap Third Party 014260	KU-136400-KY Poles, Towers, and Fix	Additions	107001	2021	11	3,736
0110	ATPD426	Cap Third Party 014260	KU-136400-KY Poles, Towers, and Fix	Additions	107001	2021	12	3,736
0110	ATPD426	Cap Third Party 014260	KU-136400-KY Poles, Towers, and Fix	Additions	107001	2022	1	6,109
0110	ATPD426	Cap Third Party 014260	KU-136400-KY Poles, Towers, and Fix	Additions	107001	2022	2	6,109
0110	ATPD426	Cap Third Party 014260	KU-136400-KY Poles, Towers, and Fix	Additions	107001	2022	3	5,623
0110	ATPD426	Cap Third Party 014260	KU-136400-KY Poles, Towers, and Fix	Additions	107001	2022	4	7,984
0110	ATPD426	Cap Third Party 014260	KU-136400-KY Poles, Towers, and Fix	Additions	107001	2022	5	7,984
0110	ATPD426	Cap Third Party 014260	KU-136400-KY Poles, Towers, and Fix	Additions	107001	2022	6	7,984
0110	ATPD766	Cap Third Party 017660	KU-136400-VA Poles, Towers, and Fix	Additions	107001	2021	1	1,083
0110	ATPD766	Cap Third Party 017660	KU-136400-VA Poles, Towers, and Fix	Additions	107001	2021	2	(431)
0110	ATPD766	Cap Third Party 017660	KU-136400-VA Poles, Towers, and Fix	Additions	107001	2021	4	5,531
0110	ATPD766	Cap Third Party 017660	KU-136400-VA Poles, Towers, and Fix	Additions	107001	2021	5	(1,000)

0110	ATPD766	Cap Third Party 017660	KU-136400-VA Poles, Towers, and Fix	Additions	107001	2021	6	405
0110	ATPD766	Cap Third Party 017660	KU-136400-VA Poles, Towers, and Fix	Additions	107001	2021	8	1,756
0110	ATPD766	Cap Third Party 017660	KU-136400-VA Poles, Towers, and Fix	Additions	107001	2021	10	1,405
0110	ATPD766	Cap Third Party 017660	KU-136400-VA Poles, Towers, and Fix	Additions	107001	2021	12	2,083
0110	ATPD766	Cap Third Party 017660	KU-136400-VA Poles, Towers, and Fix	Additions	107001	2022	1	1,573
0110	ATPD766	Cap Third Party 017660	KU-136400-VA Poles, Towers, and Fix	Additions	107001	2022	2	(2,000)
0110	ATPD766	Cap Third Party 017660	KU-136400-VA Poles, Towers, and Fix	Additions	107001	2022	3	3,415
0110	ATPD766	Cap Third Party 017660	KU-136400-VA Poles, Towers, and Fix	Additions	107001	2022	4	(2,000)
0110	ATPD766	Cap Third Party 017660	KU-136400-VA Poles, Towers, and Fix	Additions	107001	2022	5	1,087
0110	ATPD766	Cap Third Party 017660	KU-136400-VA Poles, Towers, and Fix	Additions	107001	2022	6	3,415
0110	ATPD766	Cap Third Party 017660	KU-136400-VA Poles, Towers, and Fix	Removals	108901	2021	2	2,323
0110	AXFRM156	NB Transformers 011560	KU-136800- KY Line Transformers	Additions	107001	2021	1	6,846
0110	AXFRM156	NB Transformers 011560	KU-136800- KY Line Transformers	Additions	107001	2021	2	9,127
0110	AXFRM156	NB Transformers 011560	KU-136800- KY Line Transformers	Additions	107001	2021	3	10,373
0110	AXFRM156	NB Transformers 011560	KU-136800- KY Line Transformers	Additions	107001	2021	4	9,127
0110	AXFRM156	NB Transformers 011560	KU-136800- KY Line Transformers	Additions	107001	2021	5	8,092
0110	AXFRM156	NB Transformers 011560	KU-136800- KY Line Transformers	Additions	107001	2021	6	8,092
0110	AXFRM156	NB Transformers 011560	KU-136800- KY Line Transformers	Additions	107001	2021	7	4,563
0110	AXFRM156	NB Transformers 011560	KU-136800- KY Line Transformers	Additions	107001	2021	8	12,655
0110	AXFRM156	NB Transformers 011560	KU-136800- KY Line Transformers	Additions	107001	2021	9	12,655
0110	AXFRM156	NB Transformers 011560	KU-136800- KY Line Transformers	Additions	107001	2021	10	8,092
0110	AXFRM156	NB Transformers 011560	KU-136800- KY Line Transformers	Additions	107001	2021	11	6,460
0110	AXFRM156	NB Transformers 011560	KU-136800- KY Line Transformers	Additions	107001	2021	12	4,563
0110	AXFRM156	NB Transformers 011560	KU-136800- KY Line Transformers	Additions	107001	2022	1	6,861
0110	AXFRM156	NB Transformers 011560	KU-136800- KY Line Transformers	Additions	107001	2022	2	6,861
0110	AXFRM156	NB Transformers 011560	KU-136800- KY Line Transformers	Additions	107001	2022	3	12,681
0110	AXFRM156	NB Transformers 011560	KU-136800- KY Line Transformers	Additions	107001	2022	4	8,107
0110	AXFRM156	NB Transformers 011560	KU-136800- KY Line Transformers	Additions	107001	2022	5	8,107
0110	AXFRM156	NB Transformers 011560	KU-136800- KY Line Transformers	Additions	107001	2022	6	10,394
0110	AXFRM156	NB Transformers 011560	KU-136800- KY Line Transformers	Removals	108901	2021	3	2,282
0110	AXFRM156	NB Transformers 011560	KU-136800- KY Line Transformers	Removals	108901	2021	6	2,282
0110	AXFRM156	NB Transformers 011560	KU-136800- KY Line Transformers	Removals	108901	2021	8	2,282
0110	AXFRM156	NB Transformers 011560	KU-136800- KY Line Transformers	Removals	108901	2022	3	2,288
0110	AXFRM216	NB Transformers 012160	KU-136800- KY Line Transformers	Additions	107001	2021	1	6,929
0110	AXFRM216	NB Transformers 012160	KU-136800- KY Line Transformers	Additions	107001	2021	2	6,929
0110	AXFRM216	NB Transformers 012160	KU-136800- KY Line Transformers	Additions	107001	2021	3	6,929
0110	AXFRM216	NB Transformers 012160	KU-136800- KY Line Transformers	Additions	107001	2021	4	6,929
0110	AXFRM216	NB Transformers 012160	KU-136800- KY Line Transformers	Additions	107001	2021	5	6,929
0110	AXFRM216	NB Transformers 012160	KU-136800- KY Line Transformers	Additions	107001	2021	6	5,683
0110	AXFRM216	NB Transformers 012160	KU-136800- KY Line Transformers	Additions	107001	2021	7	5,683
0110	AXFRM216	NB Transformers 012160	KU-136800- KY Line Transformers	Additions	107001	2021	8	5,683
0110	AXFRM216	NB Transformers 012160	KU-136800- KY Line Transformers	Additions	107001	2021	9	5,683
0110	AXFRM216	NB Transformers 012160	KU-136800- KY Line Transformers	Additions	107001	2021	10	5,683
0110	AXFRM216	NB Transformers 012160	KU-136800- KY Line Transformers	Additions	107001	2021	11	5,683
0110	AXFRM216	NB Transformers 012160	KU-136800- KY Line Transformers	Additions	107001	2021	12	5,683
0110	AXFRM216	NB Transformers 012160	KU-136800- KY Line Transformers	Additions	107001	2022	1	9,430
0110	AXFRM216	NB Transformers 012160	KU-136800- KY Line Transformers	Additions	107001	2022	2	9,430

0110	AXFRM246	NB Transformers 012460	KU-136800- KY Line Transformers	Additions	107001	2021	9	5,707
0110	AXFRM246	NB Transformers 012460	KU-136800- KY Line Transformers	Additions	107001	2021	10	2,283
0110	AXFRM246	NB Transformers 012460	KU-136800- KY Line Transformers	Additions	107001	2021	11	5,707
0110	AXFRM246	NB Transformers 012460	KU-136800- KY Line Transformers	Additions	107001	2021	12	2,283
0110	AXFRM246	NB Transformers 012460	KU-136800- KY Line Transformers	Additions	107001	2022	1	4,575
0110	AXFRM246	NB Transformers 012460	KU-136800- KY Line Transformers	Additions	107001	2022	2	3,454
0110	AXFRM246	NB Transformers 012460	KU-136800- KY Line Transformers	Additions	107001	2022	3	6,633
0110	AXFRM246	NB Transformers 012460	KU-136800- KY Line Transformers	Additions	107001	2022	4	2,516
0110	AXFRM246	NB Transformers 012460	KU-136800- KY Line Transformers	Additions	107001	2022	5	5,719
0110	AXFRM246	NB Transformers 012460	KU-136800- KY Line Transformers	Additions	107001	2022	6	2,516
0110	AXFRM246	NB Transformers 012460	KU-136800- KY Line Transformers	Removals	108901	2021	8	1,712
0110	AXFRM256	NB Transformers 012560	KU-136800- KY Line Transformers	Additions	107001	2021	1	9,313
0110	AXFRM256	NB Transformers 012560	KU-136800- KY Line Transformers	Additions	107001	2021	2	8,846
0110	AXFRM256	NB Transformers 012560	KU-136800- KY Line Transformers	Additions	107001	2021	3	11,179
0110	AXFRM256	NB Transformers 012560	KU-136800- KY Line Transformers	Additions	107001	2021	4	10,013
0110	AXFRM256	NB Transformers 012560	KU-136800- KY Line Transformers	Additions	107001	2021	5	10,693
0110	AXFRM256	NB Transformers 012560	KU-136800- KY Line Transformers	Additions	107001	2021	6	5,832
0110	AXFRM256	NB Transformers 012560	KU-136800- KY Line Transformers	Additions	107001	2021	7	10,693
0110	AXFRM256	NB Transformers 012560	KU-136800- KY Line Transformers	Additions	107001	2021	8	10,693
0110	AXFRM256	NB Transformers 012560	KU-136800- KY Line Transformers	Additions	107001	2021	9	10,693
0110	AXFRM256	NB Transformers 012560	KU-136800- KY Line Transformers	Additions	107001	2021	10	10,693
0110	AXFRM256	NB Transformers 012560	KU-136800- KY Line Transformers	Additions	107001	2021	11	10,693
0110	AXFRM256	NB Transformers 012560	KU-136800- KY Line Transformers	Additions	107001	2021	12	11,617
0110	AXFRM256	NB Transformers 012560	KU-136800- KY Line Transformers	Additions	107001	2022	1	9,338
0110	AXFRM256	NB Transformers 012560	KU-136800- KY Line Transformers	Additions	107001	2022	2	9,797
0110	AXFRM256	NB Transformers 012560	KU-136800- KY Line Transformers	Additions	107001	2022	3	11,210
0110	AXFRM256	NB Transformers 012560	KU-136800- KY Line Transformers	Additions	107001	2022	4	10,040
0110	AXFRM256	NB Transformers 012560	KU-136800- KY Line Transformers	Additions	107001	2022	5	10,724
0110	AXFRM256	NB Transformers 012560	KU-136800- KY Line Transformers	Additions	107001	2022	6	8,870
0110	AXFRM256	NB Transformers 012560	KU-136800- KY Line Transformers	Removals	108901	2021	2	1,166
0110	AXFRM256	NB Transformers 012560	KU-136800- KY Line Transformers	Removals	108901	2021	6	1,166
0110	AXFRM256	NB Transformers 012560	KU-136800- KY Line Transformers	Removals	108901	2021	10	1,166
0110	AXFRM256	NB Transformers 012560	KU-136800- KY Line Transformers	Removals	108901	2022	2	1,170
0110	AXFRM256	NB Transformers 012560	KU-136800- KY Line Transformers	Removals	108901	2022	6	1,170
0110	AXFRM301	NB Transformers 013010	KU-136800- KY Line Transformers	Additions	107001	2021	1	350,559
0110	AXFRM301	NB Transformers 013010	KU-136800- KY Line Transformers	Additions	107001	2021	2	537,423
0110	AXFRM301	NB Transformers 013010	KU-136800- KY Line Transformers	Additions	107001	2021	3	600,557
0110	AXFRM301	NB Transformers 013010	KU-136800- KY Line Transformers	Additions	107001	2021	4	630,833
0110	AXFRM301	NB Transformers 013010	KU-136800- KY Line Transformers	Additions	107001	2021	5	753,960
0110	AXFRM301	NB Transformers 013010	KU-136800- KY Line Transformers	Additions	107001	2021	6	753,548
0110	AXFRM301	NB Transformers 013010	KU-136800- KY Line Transformers	Additions	107001	2021	7	755,777
0110	AXFRM301	NB Transformers 013010	KU-136800- KY Line Transformers	Additions	107001	2021	8	754,746
0110	AXFRM301	NB Transformers 013010	KU-136800- KY Line Transformers	Additions	107001	2021	9	817,624
0110	AXFRM301	NB Transformers 013010	KU-136800- KY Line Transformers	Additions	107001	2021	10	756,369
0110	AXFRM301	NB Transformers 013010	KU-136800- KY Line Transformers	Additions	107001	2021	11	629,154
0110	AXFRM301	NB Transformers 013010	KU-136800- KY Line Transformers	Additions	107001	2021	12	575,832
0110	AXFRM301	NB Transformers 013010	KU-136800- KY Line Transformers	Additions	107001	2022	1	350,553

0110	AXFRM301	NB Transformers 013010	KU-136800- KY Line Transformers	Additions	107001	2022	2	568,567
0110	AXFRM301	NB Transformers 013010	KU-136800- KY Line Transformers	Additions	107001	2022	3	631,700
0110	AXFRM301	NB Transformers 013010	KU-136800- KY Line Transformers	Additions	107001	2022	4	693,127
0110	AXFRM301	NB Transformers 013010	KU-136800- KY Line Transformers	Additions	107001	2022	5	785,106
0110	AXFRM301	NB Transformers 013010	KU-136800- KY Line Transformers	Additions	107001	2022	6	784,694
0110	AXFRM315	NB Transformers 013150	KU-136800- KY Line Transformers	Additions	107001	2021	1	23,475
0110	AXFRM315	NB Transformers 013150	KU-136800- KY Line Transformers	Additions	107001	2021	2	25,847
0110	AXFRM315	NB Transformers 013150	KU-136800- KY Line Transformers	Additions	107001	2021	3	25,776
0110	AXFRM315	NB Transformers 013150	KU-136800- KY Line Transformers	Additions	107001	2021	4	23,475
0110	AXFRM315	NB Transformers 013150	KU-136800- KY Line Transformers	Additions	107001	2021	5	23,595
0110	AXFRM315	NB Transformers 013150	KU-136800- KY Line Transformers	Additions	107001	2021	6	26,416
0110	AXFRM315	NB Transformers 013150	KU-136800- KY Line Transformers	Additions	107001	2021	7	26,416
0110	AXFRM315	NB Transformers 013150	KU-136800- KY Line Transformers	Additions	107001	2021	8	25,170
0110	AXFRM315	NB Transformers 013150	KU-136800- KY Line Transformers	Additions	107001	2021	9	24,044
0110	AXFRM315	NB Transformers 013150	KU-136800- KY Line Transformers	Additions	107001	2021	10	21,103
0110	AXFRM315	NB Transformers 013150	KU-136800- KY Line Transformers	Additions	107001	2021	11	26,416
0110	AXFRM315	NB Transformers 013150	KU-136800- KY Line Transformers	Additions	107001	2021	12	22,349
0110	AXFRM315	NB Transformers 013150	KU-136800- KY Line Transformers	Additions	107001	2022	1	25,738
0110	AXFRM315	NB Transformers 013150	KU-136800- KY Line Transformers	Additions	107001	2022	2	28,110
0110	AXFRM315	NB Transformers 013150	KU-136800- KY Line Transformers	Additions	107001	2022	3	30,230
0110	AXFRM315	NB Transformers 013150	KU-136800- KY Line Transformers	Additions	107001	2022	4	23,432
0110	AXFRM315	NB Transformers 013150	KU-136800- KY Line Transformers	Additions	107001	2022	5	27,072
0110	AXFRM315	NB Transformers 013150	KU-136800- KY Line Transformers	Additions	107001	2022	6	24,006
0110	AXFRM315	NB Transformers 013150	KU-136800- KY Line Transformers	Removals	108901	2021	2	1,126
0110	AXFRM315	NB Transformers 013150	KU-136800- KY Line Transformers	Removals	108901	2021	3	3,876
0110	AXFRM315	NB Transformers 013150	KU-136800- KY Line Transformers	Removals	108901	2021	8	1,126
0110	AXFRM315	NB Transformers 013150	KU-136800- KY Line Transformers	Removals	108901	2021	12	1,695
0110	AXFRM315	NB Transformers 013150	KU-136800- KY Line Transformers	Removals	108901	2022	2	1,126
0110	AXFRM315	NB Transformers 013150	KU-136800- KY Line Transformers	Removals	108901	2022	3	3,886
0110	AXFRM366	NB Transformers 013660	KU-136800- KY Line Transformers	Additions	107001	2021	1	4,702
0110	AXFRM366	NB Transformers 013660	KU-136800- KY Line Transformers	Additions	107001	2021	2	3,456
0110	AXFRM366	NB Transformers 013660	KU-136800- KY Line Transformers	Additions	107001	2021	3	5,746
0110	AXFRM366	NB Transformers 013660	KU-136800- KY Line Transformers	Additions	107001	2021	4	3,456
0110	AXFRM366	NB Transformers 013660	KU-136800- KY Line Transformers	Additions	107001	2021	5	4,702
0110	AXFRM366	NB Transformers 013660	KU-136800- KY Line Transformers	Additions	107001	2021	6	3,456
0110	AXFRM366	NB Transformers 013660	KU-136800- KY Line Transformers	Additions	107001	2021	7	3,456
0110	AXFRM366	NB Transformers 013660	KU-136800- KY Line Transformers	Additions	107001	2021	8	4,037
0110	AXFRM366	NB Transformers 013660	KU-136800- KY Line Transformers	Additions	107001	2021	9	3,456
0110	AXFRM366	NB Transformers 013660	KU-136800- KY Line Transformers	Additions	107001	2021	10	5,163
0110	AXFRM366	NB Transformers 013660	KU-136800- KY Line Transformers	Additions	107001	2021	11	3,456
0110	AXFRM366	NB Transformers 013660	KU-136800- KY Line Transformers	Additions	107001	2021	12	3,456
0110	AXFRM366	NB Transformers 013660	KU-136800- KY Line Transformers	Additions	107001	2022	1	4,707
0110	AXFRM366	NB Transformers 013660	KU-136800- KY Line Transformers	Additions	107001	2022	2	3,461
0110	AXFRM366	NB Transformers 013660	KU-136800- KY Line Transformers	Additions	107001	2022	3	5,754
0110	AXFRM366	NB Transformers 013660	KU-136800- KY Line Transformers	Additions	107001	2022	4	3,461
0110	AXFRM366	NB Transformers 013660	KU-136800- KY Line Transformers	Additions	107001	2022	5	4,707
0110	AXFRM366	NB Transformers 013660	KU-136800- KY Line Transformers	Additions	107001	2022	6	3,461

0110	AXFRM766	NB Transformers 017660	KU-136800- VA Line Transformers	Additions	107001	2022	5	5,901
0110	AXFRM766	NB Transformers 017660	KU-136800- VA Line Transformers	Additions	107001	2022	6	3,573
0110	AXFRM766	NB Transformers 017660	KU-136800- VA Line Transformers	Removals	108901	2021	5	2,323
0110	AXFRM766	NB Transformers 017660	KU-136800- VA Line Transformers	Removals	108901	2021	7	2,323
0110	AXFRM766	NB Transformers 017660	KU-136800- VA Line Transformers	Removals	108901	2021	8	2,323
0110	AXFRM766	NB Transformers 017660	KU-136800- VA Line Transformers	Removals	108901	2021	10	2,323
0110	AXFRM766	NB Transformers 017660	KU-136800- VA Line Transformers	Removals	108901	2021	12	2,323
0110	AXFRM766	NB Transformers 017660	KU-136800- VA Line Transformers	Removals	108901	2022	4	2,327
0110	AXFRM766	NB Transformers 017660	KU-136800- VA Line Transformers	Removals	108901	2022	6	2,327
0110	132756KU	GS GE KU Lab Equip	KU-131600-SL Misc Power Plant Equi	Additions	107001	2021	1	6,573
0110	132756KU	GS GE KU Lab Equip	KU-131600-SL Misc Power Plant Equi	Additions	107001	2021	2	6,573
0110	132756KU	GS GE KU Lab Equip	KU-131600-SL Misc Power Plant Equi	Additions	107001	2021	3	6,573
0110	132756KU	GS GE KU Lab Equip	KU-131600-SL Misc Power Plant Equi	Additions	107001	2021	4	6,573
0110	132756KU	GS GE KU Lab Equip	KU-131600-SL Misc Power Plant Equi	Additions	107001	2021	5	6,573
0110	132756KU	GS GE KU Lab Equip	KU-131600-SL Misc Power Plant Equi	Additions	107001	2021	6	6,573
0110	132756KU	GS GE KU Lab Equip	KU-131600-SL Misc Power Plant Equi	Additions	107001	2021	7	6,573
0110	132756KU	GS GE KU Lab Equip	KU-131600-SL Misc Power Plant Equi	Additions	107001	2021	8	6,573
0110	132756KU	GS GE KU Lab Equip	KU-131600-SL Misc Power Plant Equi	Additions	107001	2021	9	6,573
0110	132756KU	GS GE KU Lab Equip	KU-131600-SL Misc Power Plant Equi	Additions	107001	2021	10	6,573
0110	132756KU	GS GE KU Lab Equip	KU-131600-SL Misc Power Plant Equi	Additions	107001	2021	11	6,573
0110	132756KU	GS GE KU Lab Equip	KU-131600-SL Misc Power Plant Equi	Additions	107001	2021	12	9,114
0110	132756KU	GS GE KU Lab Equip	KU-131600-SL Misc Power Plant Equi	Additions	107001	2022	1	6,728
0110	132756KU	GS GE KU Lab Equip	KU-131600-SL Misc Power Plant Equi	Additions	107001	2022	2	6,728
0110	132756KU	GS GE KU Lab Equip	KU-131600-SL Misc Power Plant Equi	Additions	107001	2022	3	6,728
0110	132756KU	GS GE KU Lab Equip	KU-131600-SL Misc Power Plant Equi	Additions	107001	2022	4	6,728
0110	132756KU	GS GE KU Lab Equip	KU-131600-SL Misc Power Plant Equi	Additions	107001	2022	5	6,728
0110	132756KU	GS GE KU Lab Equip	KU-131600-SL Misc Power Plant Equi	Additions	107001	2022	6	6,728
0110	135279	GH2 PJFF Bag Repl 2021	KU-131200-GH 2 Boil	Additions	107001	2021	11	1,659,186
0110	135279	GH2 PJFF Bag Repl 2021	KU-131200-GH 2 Boil	Additions	107001	2021	12	71,043
0110	135279	GH2 PJFF Bag Repl 2021	KU-131200-GH 2 Boil	Removals	108901	2021	11	195,094
0110	GSCACONTK	ACCESS CONTROL OT KU	KU-131600-SL Misc Power Plant Equi	Additions	107001	2022	6	33,099
0110	GSCASMGTK	ASSET MANGMT OT KU	KU-131600-SL Misc Power Plant Equi	Additions	107001	2022	6	472,959
0110	GSCCONFGK	CONFIGURATION OT KU	KU-131600-SL Misc Power Plant Equi	Additions	107001	2022	6	28,231
0110	GSCDRBCK	DISASTER RECOVER OT KU	KU-131600-SL Misc Power Plant Equi	Additions	107001	2022	6	16,550
0110	GSCOTNWKK	NETWORK MONITORING OT KU	KU-131600-SL Misc Power Plant Equi	Additions	107001	2022	6	199,565
0110	GSCOTSE GK	NETWORK SEGMENTATION OT KU	KU-131600-SL Misc Power Plant Equi	Additions	107001	2022	6	371,105
0110	GSCVULMGK	VULNERABILITY MANGMT OT KU	KU-131600-SL Misc Power Plant Equi	Additions	107001	2022	6	37,318
0110	GSESPICK	SPIR CT TRIMBLE COUNTY-KU	KU-134600-TC 10 Misc Power Plant E	Additions	107001	2021	12	4,158
0110	GSESPIRTK	SPIR TRIMBLE COUNTY KU	KU-131600-TC 2 Misc Power Plant Equ	Additions	107001	2021	12	4,455
0110	162229	GH DIFFUSER ECR	KU-131200-Ghent ECR Future Plan	Additions	107001	2021	12	16,072,780
0110	163269	SOLAR SHARE ARRAY 3 KU	KU-134400-Simp Solar A2 Generators	Additions	107001	2021	12	545,600
0110	163275	SOLAR SHARE ARRAY 4 KU	KU-134400-Simp Solar A2 Generators	Additions	107001	2021	12	467,600
0110	163384	BR UNIT 3 ESP DEMO	KU-131200-EWB 3 Boil	Removals	108799	2021	12	760,000
0110	163384	BR UNIT 3 ESP DEMO	KU-131200-EWB 3 Boil	Removals	108901	2021	12	2,740,000
0110	140284	COMP-RELATED-EQUIP-KU-2021	KU-139131-Personal Computers	Additions	107001	2021	12	92,300
0110	147515	REL Lebanon W31 Switch	KU-135500- KY Poles	Additions	107001	2021	5	278,589
0110	147515	REL Lebanon W31 Switch	KU-135500- KY Poles	Removals	108901	2021	5	29,394

0110	148294	ROUTINE EMS-KU-2021	KU-139120-KY Non PC Computer Equip	Additions	107001	2021	12	67,824
0110	162653	EMS PreProd Platforms KU-2021	KU-130300-Misc Intangible Plant	Additions	107001	2021	4	134,383
0110	K8-2021	Storm Damage T-Line KU 2021	KU-135600-KY OH Cond	Additions	107001	2021	1	59,127
0110	K8-2021	Storm Damage T-Line KU 2021	KU-135600-KY OH Cond	Additions	107001	2021	2	59,127
0110	K8-2021	Storm Damage T-Line KU 2021	KU-135600-KY OH Cond	Additions	107001	2021	3	59,127
0110	K8-2021	Storm Damage T-Line KU 2021	KU-135600-KY OH Cond	Additions	107001	2021	4	59,127
0110	K8-2021	Storm Damage T-Line KU 2021	KU-135600-KY OH Cond	Additions	107001	2021	5	59,127
0110	K8-2021	Storm Damage T-Line KU 2021	KU-135600-KY OH Cond	Additions	107001	2021	6	59,127
0110	K8-2021	Storm Damage T-Line KU 2021	KU-135600-KY OH Cond	Additions	107001	2021	7	59,127
0110	K8-2021	Storm Damage T-Line KU 2021	KU-135600-KY OH Cond	Additions	107001	2021	8	59,127
0110	K8-2021	Storm Damage T-Line KU 2021	KU-135600-KY OH Cond	Additions	107001	2021	9	59,127
0110	K8-2021	Storm Damage T-Line KU 2021	KU-135600-KY OH Cond	Additions	107001	2021	10	59,127
0110	K8-2021	Storm Damage T-Line KU 2021	KU-135600-KY OH Cond	Additions	107001	2021	11	59,127
0110	K8-2021	Storm Damage T-Line KU 2021	KU-135600-KY OH Cond	Additions	107001	2021	12	59,127
0110	K8-2021	Storm Damage T-Line KU 2021	KU-135600-KY OH Cond	Removals	108901	2021	1	13,124
0110	K8-2021	Storm Damage T-Line KU 2021	KU-135600-KY OH Cond	Removals	108901	2021	2	13,124
0110	K8-2021	Storm Damage T-Line KU 2021	KU-135600-KY OH Cond	Removals	108901	2021	3	13,124
0110	K8-2021	Storm Damage T-Line KU 2021	KU-135600-KY OH Cond	Removals	108901	2021	4	13,124
0110	K8-2021	Storm Damage T-Line KU 2021	KU-135600-KY OH Cond	Removals	108901	2021	5	13,124
0110	K8-2021	Storm Damage T-Line KU 2021	KU-135600-KY OH Cond	Removals	108901	2021	6	13,124
0110	K8-2021	Storm Damage T-Line KU 2021	KU-135600-KY OH Cond	Removals	108901	2021	7	13,124
0110	K8-2021	Storm Damage T-Line KU 2021	KU-135600-KY OH Cond	Removals	108901	2021	8	13,124
0110	K8-2021	Storm Damage T-Line KU 2021	KU-135600-KY OH Cond	Removals	108901	2021	9	13,124
0110	K8-2021	Storm Damage T-Line KU 2021	KU-135600-KY OH Cond	Removals	108901	2021	10	13,124
0110	K8-2021	Storm Damage T-Line KU 2021	KU-135600-KY OH Cond	Removals	108901	2021	11	13,124
0110	K8-2021	Storm Damage T-Line KU 2021	KU-135600-KY OH Cond	Removals	108901	2021	12	13,124
0110	K8-2022	Storm Damage T-Line KU 2022	KU-135600-KY OH Cond	Additions	107001	2022	1	60,605
0110	K8-2022	Storm Damage T-Line KU 2022	KU-135600-KY OH Cond	Additions	107001	2022	2	60,605
0110	K8-2022	Storm Damage T-Line KU 2022	KU-135600-KY OH Cond	Additions	107001	2022	3	60,605
0110	K8-2022	Storm Damage T-Line KU 2022	KU-135600-KY OH Cond	Additions	107001	2022	4	60,605
0110	K8-2022	Storm Damage T-Line KU 2022	KU-135600-KY OH Cond	Additions	107001	2022	5	60,605
0110	K8-2022	Storm Damage T-Line KU 2022	KU-135600-KY OH Cond	Additions	107001	2022	6	60,605
0110	K8-2022	Storm Damage T-Line KU 2022	KU-135600-KY OH Cond	Removals	108901	2022	1	13,452
0110	K8-2022	Storm Damage T-Line KU 2022	KU-135600-KY OH Cond	Removals	108901	2022	2	13,452
0110	K8-2022	Storm Damage T-Line KU 2022	KU-135600-KY OH Cond	Removals	108901	2022	3	13,452
0110	K8-2022	Storm Damage T-Line KU 2022	KU-135600-KY OH Cond	Removals	108901	2022	4	13,452
0110	K8-2022	Storm Damage T-Line KU 2022	KU-135600-KY OH Cond	Removals	108901	2022	5	13,452
0110	K8-2022	Storm Damage T-Line KU 2022	KU-135600-KY OH Cond	Removals	108901	2022	6	13,452
0110	K9-2021	Priority Repl T-Lines KU 2021	KU-135500- KY Poles	Additions	107001	2021	1	74,967
0110	K9-2021	Priority Repl T-Lines KU 2021	KU-135500- KY Poles	Additions	107001	2021	2	74,967
0110	K9-2021	Priority Repl T-Lines KU 2021	KU-135500- KY Poles	Additions	107001	2021	3	74,967
0110	K9-2021	Priority Repl T-Lines KU 2021	KU-135500- KY Poles	Additions	107001	2021	4	74,967
0110	K9-2021	Priority Repl T-Lines KU 2021	KU-135500- KY Poles	Additions	107001	2021	5	74,967
0110	K9-2021	Priority Repl T-Lines KU 2021	KU-135500- KY Poles	Additions	107001	2021	6	74,967
0110	K9-2021	Priority Repl T-Lines KU 2021	KU-135500- KY Poles	Additions	107001	2021	7	74,967
0110	K9-2021	Priority Repl T-Lines KU 2021	KU-135500- KY Poles	Additions	107001	2021	8	74,967
0110	K9-2021	Priority Repl T-Lines KU 2021	KU-135500- KY Poles	Additions	107001	2021	9	74,967

0110	KOTFAIL21	KU-OtherFail-2021	KU-135310- KY Station Equip -Non Sy	Additions	107001	2021	3	82,591
0110	KOTFAIL21	KU-OtherFail-2021	KU-135310- KY Station Equip -Non Sy	Additions	107001	2021	4	82,591
0110	KOTFAIL21	KU-OtherFail-2021	KU-135310- KY Station Equip -Non Sy	Additions	107001	2021	5	82,591
0110	KOTFAIL21	KU-OtherFail-2021	KU-135310- KY Station Equip -Non Sy	Additions	107001	2021	6	82,591
0110	KOTFAIL21	KU-OtherFail-2021	KU-135310- KY Station Equip -Non Sy	Additions	107001	2021	7	82,591
0110	KOTFAIL21	KU-OtherFail-2021	KU-135310- KY Station Equip -Non Sy	Additions	107001	2021	8	82,591
0110	KOTFAIL21	KU-OtherFail-2021	KU-135310- KY Station Equip -Non Sy	Additions	107001	2021	9	82,591
0110	KOTFAIL21	KU-OtherFail-2021	KU-135310- KY Station Equip -Non Sy	Additions	107001	2021	10	82,591
0110	KOTFAIL21	KU-OtherFail-2021	KU-135310- KY Station Equip -Non Sy	Additions	107001	2021	11	82,547
0110	KOTFAIL21	KU-OtherFail-2021	KU-135310- KY Station Equip -Non Sy	Additions	107001	2021	12	82,591
0110	KOTFAIL22	KU-OtherFail-2022	KU-135310- KY Station Equip -Non Sy	Additions	107001	2022	1	82,591
0110	KOTFAIL22	KU-OtherFail-2022	KU-135310- KY Station Equip -Non Sy	Additions	107001	2022	2	82,592
0110	KOTFAIL22	KU-OtherFail-2022	KU-135310- KY Station Equip -Non Sy	Additions	107001	2022	3	82,591
0110	KOTFAIL22	KU-OtherFail-2022	KU-135310- KY Station Equip -Non Sy	Additions	107001	2022	4	82,591
0110	KOTFAIL22	KU-OtherFail-2022	KU-135310- KY Station Equip -Non Sy	Additions	107001	2022	5	82,592
0110	KOTFAIL22	KU-OtherFail-2022	KU-135310- KY Station Equip -Non Sy	Additions	107001	2022	6	82,591
0110	KOTH-2021	Priority Repl Other KU 2021	KU-135500- KY Poles	Additions	107001	2021	1	65,642
0110	KOTH-2021	Priority Repl Other KU 2021	KU-135500- KY Poles	Additions	107001	2021	2	65,642
0110	KOTH-2021	Priority Repl Other KU 2021	KU-135500- KY Poles	Additions	107001	2021	3	65,642
0110	KOTH-2021	Priority Repl Other KU 2021	KU-135500- KY Poles	Additions	107001	2021	4	65,642
0110	KOTH-2021	Priority Repl Other KU 2021	KU-135500- KY Poles	Additions	107001	2021	5	65,642
0110	KOTH-2021	Priority Repl Other KU 2021	KU-135500- KY Poles	Additions	107001	2021	6	65,642
0110	KOTH-2021	Priority Repl Other KU 2021	KU-135500- KY Poles	Additions	107001	2021	7	65,642
0110	KOTH-2021	Priority Repl Other KU 2021	KU-135500- KY Poles	Additions	107001	2021	8	65,642
0110	KOTH-2021	Priority Repl Other KU 2021	KU-135500- KY Poles	Additions	107001	2021	9	65,642
0110	KOTH-2021	Priority Repl Other KU 2021	KU-135500- KY Poles	Additions	107001	2021	10	65,642
0110	KOTH-2021	Priority Repl Other KU 2021	KU-135500- KY Poles	Additions	107001	2021	11	65,642
0110	KOTH-2021	Priority Repl Other KU 2021	KU-135500- KY Poles	Additions	107001	2021	12	65,643
0110	KOTH-2022	Priority Repl Other KU 2022	KU-135500- KY Poles	Additions	107001	2022	1	67,162
0110	KOTH-2022	Priority Repl Other KU 2022	KU-135500- KY Poles	Additions	107001	2022	2	67,162
0110	KOTH-2022	Priority Repl Other KU 2022	KU-135500- KY Poles	Additions	107001	2022	3	67,162
0110	KOTH-2022	Priority Repl Other KU 2022	KU-135500- KY Poles	Additions	107001	2022	4	67,162
0110	KOTH-2022	Priority Repl Other KU 2022	KU-135500- KY Poles	Additions	107001	2022	5	67,162
0110	KOTH-2022	Priority Repl Other KU 2022	KU-135500- KY Poles	Additions	107001	2022	6	67,162
0110	KRTU-21	FP-KU RTU Replacements-2021	KU-135310- KY Station Equip -Non Sy	Additions	107001	2021	1	20,093
0110	KRTU-21	FP-KU RTU Replacements-2021	KU-135310- KY Station Equip -Non Sy	Additions	107001	2021	2	20,093
0110	KRTU-21	FP-KU RTU Replacements-2021	KU-135310- KY Station Equip -Non Sy	Additions	107001	2021	3	20,093
0110	KRTU-21	FP-KU RTU Replacements-2021	KU-135310- KY Station Equip -Non Sy	Additions	107001	2021	4	20,093
0110	KRTU-21	FP-KU RTU Replacements-2021	KU-135310- KY Station Equip -Non Sy	Additions	107001	2021	5	20,093
0110	KRTU-21	FP-KU RTU Replacements-2021	KU-135310- KY Station Equip -Non Sy	Additions	107001	2021	6	20,093
0110	KRTU-21	FP-KU RTU Replacements-2021	KU-135310- KY Station Equip -Non Sy	Additions	107001	2021	7	20,093
0110	KRTU-21	FP-KU RTU Replacements-2021	KU-135310- KY Station Equip -Non Sy	Additions	107001	2021	8	20,093
0110	KRTU-21	FP-KU RTU Replacements-2021	KU-135310- KY Station Equip -Non Sy	Additions	107001	2021	9	20,093
0110	KRTU-21	FP-KU RTU Replacements-2021	KU-135310- KY Station Equip -Non Sy	Additions	107001	2021	10	20,093
0110	KRTU-21	FP-KU RTU Replacements-2021	KU-135310- KY Station Equip -Non Sy	Additions	107001	2021	11	20,093
0110	KRTU-21	FP-KU RTU Replacements-2021	KU-135310- KY Station Equip -Non Sy	Additions	107001	2021	12	20,093
0110	LI-159219	PR Farley-Sweet Hollow	KU-135600-KY OH Cond	Additions	107001	2022	5	642,803

0110	LI-159219	PR Farley-Sweet Hollow	KU-135600-KY OH Cond	Removals	108901	2022	5	47,966
0110	LI-159251	TEP-MOT-Brush Creek-KU Park	KU-135500- KY Poles	Additions	107001	2021	3	110,475
0110	LI-159251	TEP-MOT-Brush Creek-KU Park	KU-135500- KY Poles	Removals	108901	2021	3	4,433
0110	LI-159277	REL Trafton Avenue MOS	KU-135500- KY Poles	Additions	107001	2021	2	148,642
0110	LI-159278	REL Mile Lane LFI	KU-135500- KY Poles	Additions	107001	2021	2	60,547
0110	LI-159303	REL Richmond 2 MOS	KU-135500- KY Poles	Additions	107001	2022	3	105,956
0110	LI-159304	REL Irvine MOS	KU-135500- KY Poles	Additions	107001	2022	3	357,985
0110	LI-160602	BREC-Madisonville GE Tap Intc	KU-135500- KY Poles	Additions	107001	2022	6	2,183
0110	LI-160901	PR Bardstown-Hogenville EKPC	KU-135500- KY Poles	Additions	107001	2022	6	6,526,729
0110	LI-160901	PR Bardstown-Hogenville EKPC	KU-135500- KY Poles	Removals	108901	2022	6	721,713
0110	LI-161669	TEP-MOT-Eddyville Pr-Princeton	KU-135500- KY Poles	Additions	107001	2022	5	1,012,499
0110	LI-161669	TEP-MOT-Eddyville Pr-Princeton	KU-135500- KY Poles	Removals	108901	2022	5	126,239
0110	LI-161674	TEP-MOT-Eddyville Prison-KYD	KU-135500- KY Poles	Additions	107001	2022	5	1,113,482
0110	LI-161674	TEP-MOT-Eddyville Prison-KYD	KU-135500- KY Poles	Removals	108901	2022	5	82,000
0110	LI-161675	TEP-MOT-Crittenden-Marion	KU-135500- KY Poles	Additions	107001	2022	5	151,142
0110	LI-161675	TEP-MOT-Crittenden-Marion	KU-135500- KY Poles	Removals	108901	2022	5	13,049
0110	LI-161676	TEP-MOT-Marion-Mexico 69kV	KU-135500- KY Poles	Additions	107001	2022	5	517,006
0110	LI-161676	TEP-MOT-Marion-Mexico 69kV	KU-135500- KY Poles	Removals	108901	2022	5	55,888
0110	LI-161686	TEP-MOT-LaGrange East-Penal T	KU-135500- KY Poles	Additions	107001	2022	5	903,233
0110	LI-161686	TEP-MOT-LaGrange East-Penal T	KU-135500- KY Poles	Removals	108901	2022	5	101,293
0110	LI-161687	TEP-MOT-Fredonia-Mexico	KU-135500- KY Poles	Additions	107001	2022	5	432,379
0110	LI-161687	TEP-MOT-Fredonia-Mexico	KU-135500- KY Poles	Removals	108901	2022	5	46,673
0110	LI-161688	TEP-MOT-Fredonia Qrry-Fredonia	KU-135500- KY Poles	Additions	107001	2022	5	320,338
0110	LI-161688	TEP-MOT-Fredonia Qrry-Fredonia	KU-135500- KY Poles	Removals	108901	2022	5	34,547
0110	LI-161692	TEP-MOT-Salem 673-Salem KU	KU-135500- KY Poles	Additions	107001	2022	5	57,719
0110	LI-161692	TEP-MOT-Salem 673-Salem KU	KU-135500- KY Poles	Removals	108901	2022	5	6,456
0110	LI-161693	TEP-MOT-Dycusburg-Kuttawa	KU-135500- KY Poles	Additions	107001	2022	5	430,466
0110	LI-161693	TEP-MOT-Dycusburg-Kuttawa	KU-135500- KY Poles	Removals	108901	2022	5	39,438
0110	LI-161860	PR Corydon-Green Rvr Steel	KU-135500- KY Poles	Additions	107001	2021	12	4,713,219
0110	LI-161860	PR Corydon-Green Rvr Steel	KU-135500- KY Poles	Removals	108901	2021	12	360,524
0110	SU-000070	PCH-SHELBYVILLE CONTROL HOUSE	KU-135310- KY Station Equip -Non Sy	Additions	107001	2022	3	3,738,543
0110	SU-000070	PCH-SHELBYVILLE CONTROL HOUSE	KU-135310- KY Station Equip -Non Sy	Removals	108901	2022	3	23,683
0110	SU-000212	TEP-Shlbyvll-Shlbyvl E 69kV Sw	KU-135310- KY Station Equip -Non Sy	Additions	107001	2021	10	33,009
0110	SU-000383	IP Connectivity-KU Trans	KU-135310- KY Station Equip -Non Sy	Additions	107001	2021	7	470,449
0110	SU-000383	IP Connectivity-KU Trans	KU-135310- KY Station Equip -Non Sy	Removals	108901	2021	7	20,406
0110	SU-000437	REL-Eastland MOS	KU-135310- KY Station Equip -Non Sy	Additions	107001	2022	4	326,134
0110	SU-000437	REL-Eastland MOS	KU-135310- KY Station Equip -Non Sy	Removals	108901	2022	4	3,484
0110	00001SECK	KU SECURITY EQUIPMENT 2022	KU-139010- KY Structures & Improv	Additions	107001	2022	1	18,983
0110	00001SECK	KU SECURITY EQUIPMENT 2022	KU-139010- KY Structures & Improv	Additions	107001	2022	2	18,983
0110	00001SECK	KU SECURITY EQUIPMENT 2022	KU-139010- KY Structures & Improv	Additions	107001	2022	3	18,983
0110	00001SECK	KU SECURITY EQUIPMENT 2022	KU-139010- KY Structures & Improv	Additions	107001	2022	4	18,983
0110	00001SECK	KU SECURITY EQUIPMENT 2022	KU-139010- KY Structures & Improv	Additions	107001	2022	5	18,983
0110	00001SECK	KU SECURITY EQUIPMENT 2022	KU-139010- KY Structures & Improv	Additions	107001	2022	6	56,949
0110	00010FACK	FAC & SITE IMPROVE KU 2021	KU-139010- KY Structures & Improv	Additions	107001	2021	12	366,048
0110	00010FACK	FAC & SITE IMPROVE KU 2021	KU-139010- KY Structures & Improv	Additions	107001	2022	3	47,578
0110	00010FACK	FAC & SITE IMPROVE KU 2021	KU-139010- KY Structures & Improv	Additions	107001	2022	6	47,578
0110	00047FACK	FURN & EQUIP KU 2021	KU-139400- KY Tools, Shop, Garage	Additions	107001	2021	12	389,128

0110	152283	KU SECURITY EQUIPMENT 2021	KU-139010- KY Structures & Improv	Additions	107001	2021	11	379,613
0110	152283	KU SECURITY EQUIPMENT 2021	KU-139010- KY Structures & Improv	Additions	107001	2021	12	20,529
0110	IT0569K	Enterprise GIS-Phase2-KU20-21	KU-130300-Misc Intangible Plant	Additions	107001	2021	6	1,449,088
0110	IT0569K	Enterprise GIS-Phase2-KU20-21	KU-130300-Misc Intangible Plant	Additions	107001	2021	7	237,945
0110	IT0569K	Enterprise GIS-Phase2-KU20-21	KU-130300-Misc Intangible Plant	Additions	107001	2021	8	35,017
0110	IT0648K	OTN Extension West KY-KU21-22	KU-139700-KY Microwave,Fiber,Other	Additions	107001	2022	4	2,800,000
0110	IT0802K	Access Switch Rotation-KU21	KU-139120-KY Non PC Computer Equip	Additions	107001	2021	9	220,900
0110	IT0802K	Access Switch Rotation-KU21	KU-139120-KY Non PC Computer Equip	Additions	107001	2021	10	4,700
0110	IT0802K	Access Switch Rotation-KU21	KU-139120-KY Non PC Computer Equip	Additions	107001	2021	11	4,700
0110	IT0802K	Access Switch Rotation-KU21	KU-139120-KY Non PC Computer Equip	Additions	107001	2021	12	4,700
0110	IT0810K	CIP Comp Tools - Year 11-KU21	KU-130300-Misc Intangible Plant	Additions	107001	2021	12	47,114
0110	IT0811K	Complia Infra - Year 11-KU21	KU-139120-KY Non PC Computer Equip	Additions	107001	2021	12	113,942
0110	IT0813K	Connect to KU Remote-KU21	KU-139700-KY Microwave,Fiber,Other	Additions	107001	2021	12	250,000
0110	IT0826K	IT Sec Infra-Refresh-KU21	KU-130300-Misc Intangible Plant	Additions	107001	2021	12	75,316
0110	IT0837K	Monitor Replacement-KU21	KU-139131-Personal Computers	Additions	107001	2021	12	49,820
0110	IT0838K	MFD Growth and Refresh-KU21	KU-139120-KY Non PC Computer Equip	Additions	107001	2021	12	282,000
0110	IT0851K	Rate Case 2021-KU21	KU-130310-CCS Software	Additions	107001	2022	4	65,000
0110	IT0873K	Tech Refresh desk/lap-KU21	KU-139131-Personal Computers	Additions	107001	2021	12	1,407,791
0110	IT0877K	TRODS-KU21	KU-130300-Misc Intangible Plant	Additions	107001	2021	12	84,439
0110	IT0880K	Vuln Scanning - Refr-KU21	KU-139120-KY Non PC Computer Equip	Additions	107001	2021	12	94,173
0110	IT0887K	DB Refresh-KU21	KU-130300-Misc Intangible Plant	Additions	107001	2021	12	70,500
0110	IT0889K	SCCM Upgrades-KU21	KU-130300-Misc Intangible Plant	Additions	107001	2021	12	105,344
0110	IT0905K	iPad Refresh Project-KU21	KU-139120-KY Non PC Computer Equip	Additions	107001	2021	12	268,104
0110	IT0931K	Globalscape Upgrade-KU21	KU-130300-Misc Intangible Plant	Additions	107001	2022	3	29,375
0110	IT0942K	Mobile App Developmen-KU21-22	KU-130300-Misc Intangible Plant	Additions	107001	2022	6	733,634
0110	IT0955K	PeopleSoft Enhan-Spring-KU21	KU-130300-Misc Intangible Plant	Additions	107001	2021	3	49,000
0110	IT0959K	Mobile Deploy ARM Phase1-KU21	KU-130300-Misc Intangible Plant	Additions	107001	2021	12	825,000
0110	IT0974K	Avaya IVR-Self-Svc-KU21-22	KU-130300-Misc Intangible Plant	Additions	107001	2022	6	557,700
0110	IT0975K	CRM SAP C4 Key Acct-KU21-22	KU-130300-Misc Intangible Plant	Additions	107001	2022	6	337,700
0110	IT1125K	PeopleSoft Enhan-Spring-KU22	KU-130300-Misc Intangible Plant	Additions	107001	2022	3	49,000
0110	162035	SCM2021 LEX REPL BUSHINGS	KU-136200- KY Station Equipment	Additions	107001	2021	12	119,000
0110	162075	SCM2022 KU LEGACY ARRST REPL	KU-136200- KY Station Equipment	Additions	107001	2022	4	144,000
0110	21TOOL246	Elizabethtown Cap Tools 2021	KU-139400- KY Tools, Shop, Garage	Additions	107001	2021	2	4,784
0110	21TOOL246	Elizabethtown Cap Tools 2021	KU-139400- KY Tools, Shop, Garage	Additions	107001	2021	3	22,520
0110	21TOOL246	Elizabethtown Cap Tools 2021	KU-139400- KY Tools, Shop, Garage	Additions	107001	2021	4	4,754
0110	21TOOL246	Elizabethtown Cap Tools 2021	KU-139400- KY Tools, Shop, Garage	Additions	107001	2021	6	5,880
0110	21TOOL246	Elizabethtown Cap Tools 2021	KU-139400- KY Tools, Shop, Garage	Additions	107001	2021	7	250
0110	21TOOL246	Elizabethtown Cap Tools 2021	KU-139400- KY Tools, Shop, Garage	Additions	107001	2021	8	5,655
0110	21TOOL246	Elizabethtown Cap Tools 2021	KU-139400- KY Tools, Shop, Garage	Additions	107001	2021	9	250
0110	21TOOL246	Elizabethtown Cap Tools 2021	KU-139400- KY Tools, Shop, Garage	Additions	107001	2021	10	5,317
0110	21TOOL246	Elizabethtown Cap Tools 2021	KU-139400- KY Tools, Shop, Garage	Additions	107001	2021	11	250
0110	21TOOL246	Elizabethtown Cap Tools 2021	KU-139400- KY Tools, Shop, Garage	Additions	107001	2021	12	5,317
0110	21TOOL256	Shelbyville Cap Tools 2021	KU-139400- KY Tools, Shop, Garage	Additions	107001	2021	2	7,319
0110	21TOOL256	Shelbyville Cap Tools 2021	KU-139400- KY Tools, Shop, Garage	Additions	107001	2021	3	11,260
0110	21TOOL256	Shelbyville Cap Tools 2021	KU-139400- KY Tools, Shop, Garage	Additions	107001	2021	4	22,520
0110	21TOOL256	Shelbyville Cap Tools 2021	KU-139400- KY Tools, Shop, Garage	Additions	107001	2021	5	11,260
0110	21TOOL256	Shelbyville Cap Tools 2021	KU-139400- KY Tools, Shop, Garage	Additions	107001	2021	8	11,654

0110	22TOOL246	Elizabethtown Cap Tools 2022	KU-139400- KY Tools, Shop, Garage	Additions	107001	2022	2	5,910
0110	22TOOL246	Elizabethtown Cap Tools 2022	KU-139400- KY Tools, Shop, Garage	Additions	107001	2022	4	5,880
0110	22TOOL246	Elizabethtown Cap Tools 2022	KU-139400- KY Tools, Shop, Garage	Additions	107001	2022	6	5,880
0110	22TOOL256	Shelbyville Cap Tools 2022	KU-139400- KY Tools, Shop, Garage	Additions	107001	2022	2	7,319
0110	22TOOL256	Shelbyville Cap Tools 2022	KU-139400- KY Tools, Shop, Garage	Additions	107001	2022	3	19,424
0110	22TOOL256	Shelbyville Cap Tools 2022	KU-139400- KY Tools, Shop, Garage	Additions	107001	2022	4	11,260
0110	22TOOL256	Shelbyville Cap Tools 2022	KU-139400- KY Tools, Shop, Garage	Additions	107001	2022	5	9,008
0110	ARDD246U	Cap Rep Def UG 012460	KU-136700- KY Undergrnd Conductors	Additions	107001	2021	2	685
0110	ARDD246U	Cap Rep Def UG 012460	KU-136700- KY Undergrnd Conductors	Additions	107001	2021	3	2,335
0110	ARDD246U	Cap Rep Def UG 012460	KU-136700- KY Undergrnd Conductors	Additions	107001	2021	6	2,335
0110	ARDD246U	Cap Rep Def UG 012460	KU-136700- KY Undergrnd Conductors	Additions	107001	2021	9	2,148
0110	ARDD246U	Cap Rep Def UG 012460	KU-136700- KY Undergrnd Conductors	Additions	107001	2022	2	686
0110	ARDD246U	Cap Rep Def UG 012460	KU-136700- KY Undergrnd Conductors	Additions	107001	2022	3	2,339
0110	ARDD246U	Cap Rep Def UG 012460	KU-136700- KY Undergrnd Conductors	Additions	107001	2022	6	2,339
0110	131173	GH 10K Silo Feed Gates Repl	KU-131100-GH 1 Struc	Additions	107001	2021	8	932,805
0110	131173	GH 10K Silo Feed Gates Repl	KU-131100-GH 1 Struc	Removals	108901	2021	8	155,803
0110	144391	GH1 CW Piping Rehab	KU-131400-GH 1 Turbogenerator Unit	Additions	107001	2021	4	1,097,671
0110	144391	GH1 CW Piping Rehab	KU-131400-GH 1 Turbogenerator Unit	Removals	108901	2021	4	27,894
0110	154803KU	TC LIMESTONE FEEDER UPG++	KU-131200-TC 2 Boil	Additions	107001	2021	3	113,785
0110	154894	GH4 FGD Amiad Strainer	KU-131200-GH 4 Boil	Additions	107001	2021	3	45,446
0110	154894	GH4 FGD Amiad Strainer	KU-131200-GH 4 Boil	Removals	108901	2021	3	4,933
0110	155126KU	GS GenEng Vibration Monitor KU	KU-131600-SL Misc Power Plant Equi	Additions	107001	2021	10	123,260
0110	155126KU	GS GenEng Vibration Monitor KU	KU-131600-SL Misc Power Plant Equi	Additions	107001	2022	3	27,528
0110	155126KU	GS GenEng Vibration Monitor KU	KU-131600-SL Misc Power Plant Equi	Additions	107001	2022	6	27,528
0110	156830KU	TC MATERIAL HDLG STRUCT UPGD	KU-131200-TC 2 Boil	Additions	107001	2021	8	97,899
0110	156830KU	TC MATERIAL HDLG STRUCT UPGD	KU-131200-TC 2 Boil	Additions	107001	2022	6	100,978
0110	156838KU	TC PLC CONVERSION	KU-131200-TC 2 Boil	Additions	107001	2021	3	190,257
0110	159827	GH4 CW Piping Repl 21	KU-131400-GH 4 Turbogenerator Unit	Additions	107001	2021	4	764,787
0110	159827	GH4 CW Piping Repl 21	KU-131400-GH 4 Turbogenerator Unit	Removals	108901	2021	4	232,902
0110	161931	GH 1-6 Burner Modification	KU-131200-GH 1 Boil	Additions	107001	2021	5	59,930
0110	161931	GH 1-6 Burner Modification	KU-131200-GH 1 Boil	Removals	108901	2021	5	20,520
0110	224GH	GH4 DCS TDBFP SealWtr Inj Ctrl	KU-131200-GH 4 Boil	Additions	107001	2021	2	40,396
0110	224GH	GH4 DCS TDBFP SealWtr Inj Ctrl	KU-131200-GH 4 Boil	Removals	108901	2021	2	4,933
0110	229GH	GH4 FGD Building Sump Repl	KU-131200-GH 4 Boil	Additions	107001	2021	3	43,753
0110	229GH	GH4 FGD Building Sump Repl	KU-131200-GH 4 Boil	Removals	108901	2021	3	4,933
0110	157719	ESR Shun Pike 449-605-615	KU-135500- KY Poles	Additions	107001	2021	4	434,045
0110	157719	ESR Shun Pike 449-605-615	KU-135500- KY Poles	Removals	108901	2021	4	69,387
0110	157720	ESR Salt Lick 727-615	KU-135500- KY Poles	Additions	107001	2021	4	389,769
0110	157720	ESR Salt Lick 727-615	KU-135500- KY Poles	Removals	108901	2021	4	38,403
0110	LI-159233	ESR Rogersville	KU-135500- KY Poles	Additions	107001	2022	3	293,283
0110	LI-159233	ESR Rogersville	KU-135500- KY Poles	Removals	108901	2022	3	32,666
0110	LI-159246	TEP-MOT-Earl No-Mad Tap	KU-135500- KY Poles	Additions	107001	2021	4	182,039
0110	LI-159246	TEP-MOT-Earl No-Mad Tap	KU-135500- KY Poles	Removals	108901	2021	4	29,537
0110	LI-159270	REL Hopewell MOS	KU-135500- KY Poles	Additions	107001	2021	3	129,194
0110	LI-159272	REL Oxford MOS	KU-135500- KY Poles	Additions	107001	2021	3	123,419
0110	LI-159273	REL Campbellsville MOS	KU-135500- KY Poles	Additions	107001	2021	3	110,967
0110	LI-161288	REL Versailles West MOS	KU-135500- KY Poles	Additions	107001	2021	3	214,748

0110	LI-161475	REL Union Underwear MOS	KU-135500- KY Poles	Additions	107001	2021	3	122,504
0110	LI-161680	TEP-MOT-Dawson Ind-Dawson Tp	KU-135500- KY Poles	Additions	107001	2022	5	98,619
0110	LI-161680	TEP-MOT-Dawson Ind-Dawson Tp	KU-135500- KY Poles	Removals	108901	2022	5	8,517
0110	SU-000498	IP-Connectivity KU IT	KU-135310- KY Station Equip -Non Sy	Additions	107001	2021	7	624,767
0110	00003FACK	KU ELECTRICAL & LIGHTING 2021	KU-139010- KY Structures & Improv	Additions	107001	2021	12	152,047
0110	00003FACK	KU ELECTRICAL & LIGHTING 2021	KU-139010- KY Structures & Improv	Additions	107001	2022	2	14,172
0110	00003FACK	KU ELECTRICAL & LIGHTING 2021	KU-139010- KY Structures & Improv	Additions	107001	2022	3	14,172
0110	00003FACK	KU ELECTRICAL & LIGHTING 2021	KU-139010- KY Structures & Improv	Additions	107001	2022	4	14,172
0110	00003FACK	KU ELECTRICAL & LIGHTING 2021	KU-139010- KY Structures & Improv	Additions	107001	2022	5	14,172
0110	00003FACK	KU ELECTRICAL & LIGHTING 2021	KU-139010- KY Structures & Improv	Additions	107001	2022	6	14,172
0110	00142FACK	Greenville Storeroom Reno	KU-139010- KY Structures & Improv	Additions	107001	2021	9	700,005
0110	IT0804K	Bulk Power & Environ Sys-KU21	KU-139120-KY Non PC Computer Equip	Additions	107001	2021	12	94,000
0110	IT0840K	Net Access Dev & Infrast-KU21	KU-139700-KY Microwave,Fiber,Other	Additions	107001	2021	12	94,000
0110	IT0843K	Network Test Equipment-KU21	KU-139700-KY Microwave,Fiber,Other	Additions	107001	2021	12	58,750
0110	IT0847K	Outside Cable Plant -KU21	KU-139700-KY Microwave,Fiber,Other	Additions	107001	2021	12	141,000
0110	IT0848K	PeopleSo/PeopleTools Upg-KU21	KU-130300-Misc Intangible Plant	Additions	107001	2021	7	61,250
0110	IT0865K	Server Capacity Expan-KU21	KU-139120-KY Non PC Computer Equip	Additions	107001	2021	12	39,950
0110	IT0874K	Telecom Site Renov-KU21	KU-139700-KY Microwave,Fiber,Other	Additions	107001	2021	12	47,000
0110	IT0879K	Voice Infrastructure Exp-KU21	KU-139700-KY Microwave,Fiber,Other	Additions	107001	2021	12	70,484
0110	IT0897K	Trans Lines Mobile Insp-KU21	KU-130300-Misc Intangible Plant	Additions	107001	2021	11	55,000
0110	IT0904K	Rev Collect Transcentra-KU20	KU-130300-Misc Intangible Plant	Additions	107001	2021	5	55,000
0110	IT0919K	Data Center Facility Upg-KU21	KU-139120-KY Non PC Computer Equip	Additions	107001	2021	11	94,000
0110	IT0938K	System Lab SW Refresh-KU21	KU-130300-Misc Intangible Plant	Additions	107001	2021	11	82,500
0110	IT0944K	Access Switch Growth-KU21	KU-139120-KY Non PC Computer Equip	Additions	107001	2021	11	47,000
0110	IT0946K	Volts Enhanc-Sec & Compl-KU21	KU-130300-Misc Intangible Plant	Additions	107001	2021	8	94,000
0110	IT0948K	Upgrade PEPSE to v85-KU21	KU-130300-Misc Intangible Plant	Additions	107001	2021	3	31,130
0110	IT0952K	Ref Cisco Analog Voice-KU21	KU-139120-KY Non PC Computer Equip	Additions	107001	2021	12	141,000
0110	IT0953CG	Rebuild Radio-St Charles-KU21	KU-139700-KY Microwave,Fiber,Other	Additions	107001	2021	12	300,000
0110	IT0958K	Oracle NMS Svc Pack Upgd-KU21	KU-130300-Misc Intangible Plant	Additions	107001	2021	4	41,250
0110	IT0962K	Georgetown Alt Transport-KU21	KU-139700-KY Microwave,Fiber,Other	Additions	107001	2021	12	282,000
0110	IT0970K	SCADA Radio Ref-KU21	KU-139700-KY Microwave,Fiber,Other	Additions	107001	2021	12	82,250
0110	IT1128K	Oracle NMS Upgrade-KU22	KU-130300-Misc Intangible Plant	Additions	107001	2022	4	41,250
0110	IT1468K	Revenue Collect-Experian-KU24	KU-130300-Misc Intangible Plant	Additions	107001	2021	5	55,000
0110	159866	Manchester 254 Greasy Recon	KU-136500- KY Overhead Conductor	Additions	107001	2021	5	95,212
0110	162023	SCM2021 KU LTC OIL FILT ADDS	KU-136200- KY Station Equipment	Additions	107001	2021	8	79,799
0110	162023	SCM2021 KU LTC OIL FILT ADDS	KU-136200- KY Station Equipment	Additions	107001	2021	9	10,791
0110	162023	SCM2021 KU LTC OIL FILT ADDS	KU-136200- KY Station Equipment	Removals	108901	2021	8	4,410
0110	162025	SCM2021 KU REPL LTC/REG CNTRL	KU-136200- KY Station Equipment	Additions	107001	2021	10	111,338
0110	162025	SCM2021 KU REPL LTC/REG CNTRL	KU-136200- KY Station Equipment	Removals	108901	2021	10	6,662
0110	162913	NOR Dorchester 22kv Conv	KU-136500- VA Overhead Conductor	Additions	107001	2021	12	1,355,912
0110	162913	NOR Dorchester 22kv Conv	KU-136500- VA Overhead Conductor	Removals	108901	2021	12	394,100
0110	21TOOL156	Earlington Cap Tools 2021	KU-139400- KY Tools, Shop, Garage	Additions	107001	2021	3	6,230
0110	21TOOL156	Earlington Cap Tools 2021	KU-139400- KY Tools, Shop, Garage	Additions	107001	2021	6	6,230
0110	21TOOL156	Earlington Cap Tools 2021	KU-139400- KY Tools, Shop, Garage	Additions	107001	2021	7	7,310
0110	21TOOL156	Earlington Cap Tools 2021	KU-139400- KY Tools, Shop, Garage	Additions	107001	2021	10	6,230
0110	21TOOL236	Richmond Cap Tools 2021	KU-139400- KY Tools, Shop, Garage	Additions	107001	2021	3	9,345
0110	21TOOL236	Richmond Cap Tools 2021	KU-139400- KY Tools, Shop, Garage	Additions	107001	2021	6	9,345

0110	21TOOL236	Richmond Cap Tools 2021	KU-139400- KY Tools, Shop, Garage	Additions	107001	2021	9	6,230
0110	21TOOL236	Richmond Cap Tools 2021	KU-139400- KY Tools, Shop, Garage	Additions	107001	2021	11	6,230
0110	21TOOL426	London Cap Tools 2021	KU-139400- KY Tools, Shop, Garage	Additions	107001	2021	3	14,952
0110	21TOOL426	London Cap Tools 2021	KU-139400- KY Tools, Shop, Garage	Additions	107001	2021	6	14,952
0110	21TOOL426	London Cap Tools 2021	KU-139400- KY Tools, Shop, Garage	Additions	107001	2021	9	14,952
0110	22TOOL156	Earlington Cap Tools 2022	KU-139400- KY Tools, Shop, Garage	Additions	107001	2022	3	6,230
0110	22TOOL156	Earlington Cap Tools 2022	KU-139400- KY Tools, Shop, Garage	Additions	107001	2022	6	6,230
0110	22TOOL236	Richmond Cap Tools 2022	KU-139400- KY Tools, Shop, Garage	Additions	107001	2022	3	9,345
0110	22TOOL236	Richmond Cap Tools 2022	KU-139400- KY Tools, Shop, Garage	Additions	107001	2022	6	9,345
0110	22TOOL426	London Cap Tools 2022	KU-139400- KY Tools, Shop, Garage	Additions	107001	2022	3	14,952
0110	22TOOL426	London Cap Tools 2022	KU-139400- KY Tools, Shop, Garage	Additions	107001	2022	6	14,952
0110	APBWK246	EI Public Works 012460	KU-136500- KY Overhead Conductor	Additions	107001	2021	3	6,523
0110	APBWK246	EI Public Works 012460	KU-136500- KY Overhead Conductor	Additions	107001	2021	4	6,805
0110	APBWK246	EI Public Works 012460	KU-136500- KY Overhead Conductor	Additions	107001	2021	5	6,523
0110	APBWK246	EI Public Works 012460	KU-136500- KY Overhead Conductor	Additions	107001	2021	6	6,805
0110	APBWK246	EI Public Works 012460	KU-136500- KY Overhead Conductor	Additions	107001	2021	7	6,242
0110	APBWK246	EI Public Works 012460	KU-136500- KY Overhead Conductor	Additions	107001	2021	8	6,805
0110	APBWK246	EI Public Works 012460	KU-136500- KY Overhead Conductor	Additions	107001	2021	9	5,930
0110	APBWK246	EI Public Works 012460	KU-136500- KY Overhead Conductor	Additions	107001	2021	10	5,930
0110	APBWK246	EI Public Works 012460	KU-136500- KY Overhead Conductor	Additions	107001	2022	3	6,523
0110	APBWK246	EI Public Works 012460	KU-136500- KY Overhead Conductor	Additions	107001	2022	4	7,086
0110	APBWK246	EI Public Works 012460	KU-136500- KY Overhead Conductor	Additions	107001	2022	5	6,523
0110	APBWK246	EI Public Works 012460	KU-136500- KY Overhead Conductor	Additions	107001	2022	6	7,086
0110	ARDD426U	Cap Rep Def UG 014260	KU-136700- KY Undergrnd Conductors	Additions	107001	2021	3	6,091
0110	ARDD426U	Cap Rep Def UG 014260	KU-136700- KY Undergrnd Conductors	Additions	107001	2021	7	7,337
0110	ARDD426U	Cap Rep Def UG 014260	KU-136700- KY Undergrnd Conductors	Additions	107001	2021	10	6,091
0110	ARDD426U	Cap Rep Def UG 014260	KU-136700- KY Undergrnd Conductors	Additions	107001	2022	3	7,345
0110	102GH	GH Recycle Pmp ImpellerRefrb21	KU-131200-GH 4 Boil	Additions	107001	2021	10	227,228
0110	102GH	GH Recycle Pmp ImpellerRefrb21	KU-131200-GH 4 Boil	Removals	108901	2021	10	19,731
0110	132004KU	TCCT HGP Insp Unit 8 KU	KU-134600-TC 8 Misc. Power Plant E	Additions	107001	2021	12	2,057,202
0110	132004KU	TCCT HGP Insp Unit 8 KU	KU-134600-TC 8 Misc. Power Plant E	Additions	107001	2022	3	851,256
0110	137070	GH4 ME Spray Piping Repl	KU-131200-GH 4 Boil	Additions	107001	2021	5	443,400
0110	137070	GH4 ME Spray Piping Repl	KU-131200-GH 4 Boil	Removals	108901	2021	5	44,118
0110	139GH	GH1 DCS Ignitor & Air Controls	KU-131200-GH 1 Boil	Additions	107001	2021	3	25,248
0110	139GH	GH1 DCS Ignitor & Air Controls	KU-131200-GH 1 Boil	Removals	108901	2021	3	4,933
0110	13GH	GH 1-2 Well Wtr Pump Rebuild22	KU-131200-GH 1 Boil	Additions	107001	2022	3	17,168
0110	13GH	GH 1-2 Well Wtr Pump Rebuild22	KU-131200-GH 1 Boil	Removals	108901	2022	3	2,960
0110	144348	GH Instrument Truck	KU-131600-GH 1 Misc Power Plant Eq	Additions	107001	2021	3	45,146
0110	148101	GH1 Turbine	KU-131400-GH 1 Turbogenerator Unit	Additions	107001	2021	4	1,873,097
0110	148101	GH1 Turbine	KU-131400-GH 1 Turbogenerator Unit	Removals	108901	2021	4	102,600
0110	149GH	GH1 FGD Inlet Block Repl21	KU-131200-GH 1 Boil	Additions	107001	2021	5	328,218
0110	149GH	GH1 FGD Inlet Block Repl21	KU-131200-GH 1 Boil	Removals	108901	2021	5	24,663
0110	152776 KU	CR7 Emerson DCS Replace 22 KU	KU-134600-CR 7 Misc. Power Plant E	Additions	107001	2022	3	421,640
0110	152776 KU	CR7 Emerson DCS Replace 22 KU	KU-134600-CR 7 Misc. Power Plant E	Removals	108901	2022	3	38,737
0110	152782	GH 4-2 BFP Major Ovrhl 21	KU-131200-GH 4 Boil	Additions	107001	2021	3	234,930
0110	152782	GH 4-2 BFP Major Ovrhl 21	KU-131200-GH 4 Boil	Removals	108901	2021	3	5,920
0110	152783	GH 1-2 BFP Major Ovrhl 21	KU-131200-GH 1 Boil	Additions	107001	2021	4	245,371

0110	152783	GH 1-2 BFP Major Ovrhl 21	KU-131200-GH 1 Boil	Removals	108901	2021	4	5,540
0110	153081KU	TC2 KU SCR CATALYST L2 NEW	KU-131600-TC 2 Misc Power Plant Equ	Additions	107001	2022	5	2,232,253
0110	154759KU	TC LED LIGHTING	KU-131200-TC 2 Boil	Additions	107001	2021	4	141,876
0110	154759KU	TC LED LIGHTING	KU-131200-TC 2 Boil	Additions	107001	2022	6	141,876
0110	154829 KU	CR7 NGCC CI (2022) KU	KU-134300-Cane Run 7 Prime Movers	Additions	107001	2022	3	6,194,597
0110	154829 KU	CR7 NGCC CI (2022) KU	KU-134300-Cane Run 7 Prime Movers	Removals	108901	2022	3	1,050,546
0110	154974	GH DTLs Dust Collector	KU-131200-GH 4 Boil	Additions	107001	2021	5	1,083,566
0110	154974	GH DTLs Dust Collector	KU-131200-GH 4 Boil	Removals	108901	2021	5	116,434
0110	156566	GH 1-1 BFP Major Overhaul 2022	KU-131200-GH 1 Boil	Additions	107001	2022	3	220,429
0110	156566	GH 1-1 BFP Major Overhaul 2022	KU-131200-GH 1 Boil	Removals	108901	2022	3	13,810
0110	156592	GH CCR Gypsum Blding Sump Pump	KU-131200-GH 4 Boil	Additions	107001	2021	4	108,922
0110	156592	GH CCR Gypsum Blding Sump Pump	KU-131200-GH 4 Boil	Removals	108901	2021	4	2,052
0110	156867KU	TC CT MKVle PHASE 2-3 CT6	KU-134300-TC 6 Prime Movers	Additions	107001	2021	5	274,712
0110	157467	BR CY Conveyor Belt Repl	KU-131600-EWB 3 Misc Power Plant E	Additions	107001	2021	4	59,717
0110	159448	GH1 Stack Compliance Mon22	KU-131200-GH 1 Boil	Additions	107001	2022	4	67,560
0110	159746	GH 2-B Wet Ash Crusher Repl22	KU-131200-GH 2 Boil	Additions	107001	2022	4	96,336
0110	159746	GH 2-B Wet Ash Crusher Repl22	KU-131200-GH 2 Boil	Removals	108901	2022	4	5,130
0110	159819	GH1 Expansion Joints	KU-131200-GH 1 Boil	Additions	107001	2022	4	249,526
0110	159819	GH1 Expansion Joints	KU-131200-GH 1 Boil	Removals	108901	2022	4	69,768
0110	159843	GH4 AH Duct Insulation	KU-131200-GH 4 Boil	Additions	107001	2021	5	543,711
0110	159843	GH4 AH Duct Insulation	KU-131200-GH 4 Boil	Removals	108901	2021	5	154,618
0110	159864KU	TC PWS EQUIP/MONITORS	KU-131200-TC 2 Boil	Additions	107001	2021	7	21,394
0110	159864KU	TC PWS EQUIP/MONITORS	KU-131200-TC 2 Boil	Additions	107001	2022	4	20,831
0110	161876	GH BU Chains Repl 2022	KU-131200-GH 4 Boil	Additions	107001	2022	5	127,490
0110	161876	GH BU Chains Repl 2022	KU-131200-GH 4 Boil	Removals	108901	2022	5	10,260
0110	161930	GH Old LS PrepElec Rm HVAC Rpl	KU-131100-GH 4 Struc	Additions	107001	2022	4	231,460
0110	161932	GH4 Coal Nozzle Repl22	KU-131200-GH 4 Boil	Additions	107001	2022	5	822,110
0110	161932	GH4 Coal Nozzle Repl22	KU-131200-GH 4 Boil	Removals	108901	2022	5	46,170
0110	161999	GH 1-2 Condensate Pmp Ovrhl21	KU-131200-GH 1 Boil	Additions	107001	2021	4	92,645
0110	162368	GH1 Burner Replacement 2021	KU-131200-GH 1 Boil	Additions	107001	2021	6	117,998
0110	162368	GH1 Burner Replacement 2021	KU-131200-GH 1 Boil	Removals	108901	2021	6	7,100
0110	162381	GH1 Burner Replacement 2022	KU-131200-GH 1 Boil	Additions	107001	2022	6	121,541
0110	162381	GH1 Burner Replacement 2022	KU-131200-GH 1 Boil	Removals	108901	2022	6	7,310
0110	157259	BR Landfill Capping '20-'22	KU-131200-EWB 3 Boil	Removals	108799	2021	3	25,070
0110	157259	BR Landfill Capping '20-'22	KU-131200-EWB 3 Boil	Removals	108799	2021	6	25,070
0110	157259	BR Landfill Capping '20-'22	KU-131200-EWB 3 Boil	Removals	108799	2021	9	25,070
0110	157259	BR Landfill Capping '20-'22	KU-131200-EWB 3 Boil	Removals	108799	2021	12	25,070
0110	157259	BR Landfill Capping '20-'22	KU-131200-EWB 3 Boil	Removals	108799	2022	3	25,571
0110	157259	BR Landfill Capping '20-'22	KU-131200-EWB 3 Boil	Removals	108799	2022	6	25,571
0110	160400	DAN UPRDE EMS SWARE-KU-2021	KU-130300-Misc Intangible Plant	Additions	107001	2021	3	67,144
0110	LI-159228	ESR Andover Tap	KU-135500- VA Poles and Fixtures	Additions	107001	2022	4	486,790
0110	LI-159228	ESR Andover Tap	KU-135500- VA Poles and Fixtures	Removals	108901	2022	4	72,121
0110	LI-161291	REL Shun Pike MOS	KU-135500- KY Poles	Additions	107001	2021	4	102,030
0110	LI-161691	TEP-MOT-Dycusburg-Salem	KU-135500- KY Poles	Additions	107001	2022	5	171,775
0110	LI-161691	TEP-MOT-Dycusburg-Salem	KU-135500- KY Poles	Removals	108901	2022	5	19,215
0110	00043FACK	REPL FAILED EQUIP KU 2021	KU-139400- KY Tools, Shop, Garage	Additions	107001	2021	12	109,841
0110	00043FACK	REPL FAILED EQUIP KU 2021	KU-139400- KY Tools, Shop, Garage	Additions	107001	2022	3	10,832

0110	00043FACK	REPL FAILED EQUIP KU 2021	KU-139400- KY Tools, Shop, Garage	Additions	107001	2022	4	11,135
0110	00043FACK	REPL FAILED EQUIP KU 2021	KU-139400- KY Tools, Shop, Garage	Additions	107001	2022	5	11,135
0110	00043FACK	REPL FAILED EQUIP KU 2021	KU-139400- KY Tools, Shop, Garage	Additions	107001	2022	6	11,135
0110	153046	Business Offices CapEx 2021	KU-139400- KY Tools, Shop, Garage	Additions	107001	2021	3	34,500
0110	153046	Business Offices CapEx 2021	KU-139400- KY Tools, Shop, Garage	Additions	107001	2021	6	34,500
0110	153046	Business Offices CapEx 2021	KU-139400- KY Tools, Shop, Garage	Additions	107001	2021	9	34,500
0110	153046	Business Offices CapEx 2021	KU-139400- KY Tools, Shop, Garage	Additions	107001	2021	12	34,500
0110	153048	Misc Retail Hardware 2021 KU	KU-139120-KY Non PC Computer Equip	Additions	107001	2021	12	137,500
0110	157890	Business Offices CapEx 2022	KU-139400- KY Tools, Shop, Garage	Additions	107001	2022	3	34,500
0110	157890	Business Offices CapEx 2022	KU-139400- KY Tools, Shop, Garage	Additions	107001	2022	6	34,500
0110	IT0832K	Microsoft Lic True-up-KU21	KU-130300-Misc Intangible Plant	Additions	107001	2021	4	141,000
0110	IT0852K	Refr Videoconf Endpoints-KU21	KU-139120-KY Non PC Computer Equip	Additions	107001	2021	12	47,000
0110	IT0870K	Site Sec Improvements -KU21	KU-139700-KY Microwave,Fiber,Other	Additions	107001	2021	12	23,500
0110	IT0876K	TOA Upgrade-KU21	KU-130300-Misc Intangible Plant	Additions	107001	2021	12	83,502
0110	IT0881K	Wirelss Accs Point Grwth-KU21	KU-139120-KY Non PC Computer Equip	Additions	107001	2021	9	94,000
0110	IT0885K	Exch 2019 Upgr w/HW Refr-KU21	KU-139120-KY Non PC Computer Equip	Additions	107001	2021	6	131,600
0110	IT0888K	Windows 10 CBB upgrade-KU21	KU-130300-Misc Intangible Plant	Additions	107001	2021	12	189,152
0110	IT0915K	UC&C/CUCM Major Upgrade-KU21	KU-139700-KY Microwave,Fiber,Other	Additions	107001	2021	12	47,000
0110	IT0918K	Computing Infra Upgrade-KU21	KU-139120-KY Non PC Computer Equip	Additions	107001	2021	12	400,031
0110	IT0925K	Robotic Proc Auto(RPA)-KU21	KU-130300-Misc Intangible Plant	Additions	107001	2021	12	237,856
0110	IT0935K	OneControl Upgrade-KU21	KU-130300-Misc Intangible Plant	Additions	107001	2021	7	42,300
0110	IT0951K	Svc Provider Router Ref-KU21	KU-139120-KY Non PC Computer Equip	Additions	107001	2021	12	331,285
0110	IT0954K	Primavera Upgrade-KU21	KU-130300-Misc Intangible Plant	Additions	107001	2021	6	55,000
0110	IT0960K	Intrusion Prevent Expand-KU21	KU-139120-KY Non PC Computer Equip	Additions	107001	2021	10	94,000
0110	IT0963K	EDO OH Contractr Invoice-KU21	KU-130300-Misc Intangible Plant	Additions	107001	2021	12	165,000
0110	IT0966K	CCS - SSP Incorp-KU21	KU-130300-Misc Intangible Plant	Additions	107001	2021	12	110,000
0110	IT0967K	Cascde to Maximo-Facilit-KU21	KU-130300-Misc Intangible Plant	Additions	107001	2021	8	55,000
0110	IT1065K	Microsoft License Trueup-KU22	KU-130300-Misc Intangible Plant	Additions	107001	2022	4	141,000
0110	157673	SCM2021 TOOLS & EQUIP 013560	KU-139400- KY Tools, Shop, Garage	Additions	107001	2021	4	6,230
0110	157673	SCM2021 TOOLS & EQUIP 013560	KU-139400- KY Tools, Shop, Garage	Additions	107001	2021	8	5,770
0110	157674	SCM2022 TOOLS & EQUIP 013560	KU-139400- KY Tools, Shop, Garage	Additions	107001	2022	4	6,230
0110	159871	PINOC Utility Tractor 2022	KU-139400- KY Tools, Shop, Garage	Additions	107001	2022	1	39,872
0110	162017	SCM2021 EARL MISC NESC COMPL	KU-136200- KY Station Equipment	Additions	107001	2021	4	26,625
0110	162017	SCM2021 EARL MISC NESC COMPL	KU-136200- KY Station Equipment	Removals	108901	2021	4	4,375
0110	162970	IT - OT SECURITY KU	KU-130300-Misc Intangible Plant	Additions	107001	2021	12	1,050,000
0110	21TOOL315	Lexington Cap Tools 2021	KU-139400- KY Tools, Shop, Garage	Additions	107001	2021	4	13,706
0110	21TOOL315	Lexington Cap Tools 2021	KU-139400- KY Tools, Shop, Garage	Additions	107001	2021	5	13,706
0110	21TOOL315	Lexington Cap Tools 2021	KU-139400- KY Tools, Shop, Garage	Additions	107001	2021	6	13,706
0110	21TOOL315	Lexington Cap Tools 2021	KU-139400- KY Tools, Shop, Garage	Additions	107001	2021	7	13,706
0110	21TOOL315	Lexington Cap Tools 2021	KU-139400- KY Tools, Shop, Garage	Additions	107001	2021	8	13,706
0110	21TOOL315	Lexington Cap Tools 2021	KU-139400- KY Tools, Shop, Garage	Additions	107001	2021	9	14,952
0110	21TOOL315	Lexington Cap Tools 2021	KU-139400- KY Tools, Shop, Garage	Additions	107001	2021	10	14,952
0110	21TOOL315	Lexington Cap Tools 2021	KU-139400- KY Tools, Shop, Garage	Additions	107001	2021	11	13,706
0110	21TOOL416	Pineville Cap Tools 2021	KU-139400- KY Tools, Shop, Garage	Additions	107001	2021	4	44,856
0110	21TOOL766	Norton Cap Tools 2021	KU-139400- VA Tools, Shop, Garage	Additions	107001	2021	4	12,460
0110	21TOOL766	Norton Cap Tools 2021	KU-139400- VA Tools, Shop, Garage	Additions	107001	2021	6	11,214
0110	21TOOL766	Norton Cap Tools 2021	KU-139400- VA Tools, Shop, Garage	Additions	107001	2021	8	9,968

0110	21TOOL766	Norton Cap Tools 2021	KU-139400- VA Tools, Shop, Garage	Additions	107001	2021	11	11,214
0110	22TOOL315	Lexington Cap Tools 2022	KU-139400- KY Tools, Shop, Garage	Additions	107001	2022	4	13,706
0110	22TOOL315	Lexington Cap Tools 2022	KU-139400- KY Tools, Shop, Garage	Additions	107001	2022	5	13,706
0110	22TOOL315	Lexington Cap Tools 2022	KU-139400- KY Tools, Shop, Garage	Additions	107001	2022	6	13,706
0110	22TOOL366	Maysville Cap Tools 2022	KU-139400- KY Tools, Shop, Garage	Additions	107001	2022	4	29,904
0110	22TOOL766	Norton Cap Tools 2022	KU-139400- VA Tools, Shop, Garage	Additions	107001	2022	4	12,460
0110	22TOOL766	Norton Cap Tools 2022	KU-139400- VA Tools, Shop, Garage	Additions	107001	2022	6	11,214
0110	162071	SCM2022 EARL MISC NESC COMPL	KU-136200- KY Station Equipment	Additions	107001	2022	5	27,391
0110	162071	SCM2022 EARL MISC NESC COMPL	KU-136200- KY Station Equipment	Removals	108901	2022	4	4,385
0110	133653KU	TC KU SAFETY & ERT EQUIP	KU-131600-TC 2 Misc Power Plant Equ	Additions	107001	2021	11	28,375
0110	135252KU	TC2KU-PJFF B&C	KU-131200-TC 2 Boil	Additions	107001	2022	5	1,470,214
0110	139769KU	TC KU FIRE SYS upg PH 2&3	KU-131600-TC 2 Misc Power Plant Equ	Additions	107001	2021	12	129,276
0110	139769KU	TC KU FIRE SYS upg PH 2&3	KU-131600-TC 2 Misc Power Plant Equ	Additions	107001	2022	4	36,936
0110	140604KU	TC2 KU ID FAN BLADE SETS	KU-131600-TC 2 Misc Power Plant Equ	Additions	107001	2022	5	136,809
0110	144378	GH 480v USS Transformer	KU-131600-GH 4 Misc Power Plant Eq	Additions	107001	2021	5	273,677
0110	144378	GH 480v USS Transformer	KU-131600-GH 4 Misc Power Plant Eq	Removals	108901	2021	5	26,862
0110	150049KU	TC KU REPL LST TANK FLOORS	KU-131600-TC 2 Misc Power Plant Equ	Additions	107001	2021	5	194,246
0110	150056KU	TC2 KU RH PLATENT REPL	KU-131600-TC 2 Misc Power Plant Equ	Additions	107001	2022	5	977,137
0110	150056KU	TC2 KU RH PLATENT REPL	KU-131600-TC 2 Misc Power Plant Equ	Removals	108901	2022	5	51,300
0110	151367	GH4 Furnace Wall Overlay 2022	KU-131200-GH 4 Boil	Additions	107001	2022	4	1,888,737
0110	151367	GH4 Furnace Wall Overlay 2022	KU-131200-GH 4 Boil	Removals	108901	2022	4	230,850
0110	151418	GH 2-3 CEM Shelter Repl	KU-131600-GH 2 Misc Power Plant Eq	Additions	107001	2022	5	675,600
0110	152040KU	TC2 SSC REPL CHAIN	KU-131600-TC 2 Misc Power Plant Equ	Additions	107001	2022	5	417,267
0110	152659KU	TC2 KU A ID FAN OVERHAUL	KU-131200-TC 2 Boil	Additions	107001	2022	5	660,204
0110	152663KU	TC2 KU A FD FAN OVERHAUL	KU-131200-TC 2 Boil	Additions	107001	2022	5	172,550
0110	152695KU	TC2 MS TURBINE BYPASS VALVE	KU-131200-TC 2 Boil	Additions	107001	2021	5	173,712
0110	153060KU	TC2 KU REPL AH CE BASKETS	KU-131600-TC 2 Misc Power Plant Equ	Additions	107001	2022	5	1,060,270
0110	154741KU	TC SERVICE WATER PUMP OH	KU-131200-TC 2 Boil	Additions	107001	2022	5	29,395
0110	154744KU	TC2 COOLING TOWER PUMP OH	KU-131200-TC 2 Boil	Additions	107001	2021	5	239,981
0110	154744KU	TC2 COOLING TOWER PUMP OH	KU-131200-TC 2 Boil	Additions	107001	2022	4	184,937
0110	154937	GH4 Scrubber Batteries Repl	KU-131100-GH 4 Struc	Additions	107001	2022	4	65,159
0110	154937	GH4 Scrubber Batteries Repl	KU-131100-GH 4 Struc	Removals	108901	2022	4	4,420
0110	154939	GH LSP Batteries Repl	KU-131100-GH 4 Struc	Additions	107001	2022	4	59,352
0110	154939	GH LSP Batteries Repl	KU-131100-GH 4 Struc	Removals	108901	2022	4	4,420
0110	154952	GH4 Precip Partial Rebuild 22	KU-131200-GH 4 Boil	Additions	107001	2022	4	432,212
0110	154952	GH4 Precip Partial Rebuild 22	KU-131200-GH 4 Boil	Removals	108901	2022	4	33,542
0110	155145	BRCT DCS HMI Software Upgr	KU-134500-EWB 9 Accessory Electric	Additions	107001	2021	4	306,532
0110	155647KU	TC2 HRH TURBINE BP VLV 2022	KU-131200-TC 2 Boil	Additions	107001	2022	5	245,079
0110	155653KU	TC2 EXPANSION JOINTS 2022	KU-131200-TC 2 Boil	Additions	107001	2022	5	342,083
0110	156973KU	TC2 FGD FRP SPARY HEADERS	KU-131200-TC 2 Boil	Additions	107001	2022	5	136,814
0110	157077KU	TC2 IA COMP OH	KU-131200-TC 2 Boil	Additions	107001	2022	6	89,149
0110	157432	BR3 SCR Doors - Bottoms	KU-131600-EWB 3 Misc Power Plant E	Additions	107001	2022	4	139,880
0110	159639	BR3 U1&U2 Aux Systems DCS	KU-131500-EWB 3 Acc	Additions	107001	2021	4	312,540
0110	159639	BR3 U1&U2 Aux Systems DCS	KU-131500-EWB 3 Acc	Removals	108901	2021	4	10,260
0110	159745	GH 2-A Wet Ash Crusher Repl21	KU-131200-GH 2 Boil	Additions	107001	2021	5	90,289
0110	159745	GH 2-A Wet Ash Crusher Repl21	KU-131200-GH 2 Boil	Removals	108901	2021	5	5,130
0110	161733	GH Personnel Carrier Repl 2021	KU-139400- KY Tools, Shop, Garage	Additions	107001	2021	4	63,737

0110	162258	BR CCRT SFC Access Platforms	KU-131600-EWB 3 Misc Power Plant E	Additions	107001	2021	4	67,114
0110	162262	BR Locker Room HVAC Repl	KU-131600-EWB 3 Misc Power Plant E	Additions	107001	2021	4	68,138
0110	162262	BR Locker Room HVAC Repl	KU-131600-EWB 3 Misc Power Plant E	Removals	108901	2021	4	1,026
0110	162282 KU	CR7 Auto Shutdown KU	KU-134300-Cane Run 7 Prime Movers	Additions	107001	2021	4	173,171
0110	162423KU	TC2 PYRITE HOPPER	KU-131200-TC 2 Boil	Additions	107001	2021	5	209,774
0110	162456KU	TC2 RECYCLE PUMP PIPING	KU-131200-TC 2 Boil	Additions	107001	2021	12	228,465
0110	162631	GH Spare Stator Bars	KU-131400-GH 4 Turbogenerator Unit	Additions	107001	2021	6	3,882,000
0110	163322	GH1 Boiler Safety Repl21	KU-131200-GH 1 Boil	Additions	107001	2021	5	700,000
0110	163322	GH1 Boiler Safety Repl21	KU-131200-GH 1 Boil	Removals	108901	2021	5	50,000
0110	163323	GH CCR Area Drainage Imp	KU-131100-GH 4 Struc	Additions	107001	2021	5	700,000
0110	163323	GH CCR Area Drainage Imp	KU-131100-GH 4 Struc	Removals	108901	2021	5	50,000
0110	225GH	GH4 FGD Agitator Shaft Repl22	KU-131200-GH 4 Boil	Additions	107001	2022	4	136,337
0110	225GH	GH4 FGD Agitator Shaft Repl22	KU-131200-GH 4 Boil	Removals	108901	2022	4	4,933
0110	240GH	GH4 SttrCool & SealOilSkidCtrl	KU-131400-GH 4 Turbogenerator Unit	Additions	107001	2022	4	40,396
0110	240GH	GH4 SttrCool & SealOilSkidCtrl	KU-131400-GH 4 Turbogenerator Unit	Removals	108901	2022	4	4,933
0110	242GH	GH4 TDBFPT Fr Std & LubeOilSys	KU-131400-GH 4 Turbogenerator Unit	Additions	107001	2022	4	70,693
0110	242GH	GH4 TDBFPT Fr Std & LubeOilSys	KU-131400-GH 4 Turbogenerator Unit	Removals	108901	2022	4	4,933
0110	GSSLRENOK	GS SL Lab Renovation 2021 KU	KU-131600-SL Misc Power Plant Equi	Additions	107001	2021	4	21,779
0110	GSSLRENOK	GS SL Lab Renovation 2021 KU	KU-131600-SL Misc Power Plant Equi	Additions	107001	2021	5	21,779
0110	GSSLRENOK	GS SL Lab Renovation 2021 KU	KU-131600-SL Misc Power Plant Equi	Additions	107001	2021	6	21,779
0110	147526	REL Lebanon West Switch	KU-135500- KY Poles	Additions	107001	2022	6	523,020
0110	147526	REL Lebanon West Switch	KU-135500- KY Poles	Removals	108901	2022	6	36,018
0110	148243	EMS OPERATOR MONITORS-KU-2022	KU-139131-Personal Computers	Additions	107001	2022	4	39,480
0110	157711	ESR Mid Valley Clarkson	KU-135500- KY Poles	Additions	107001	2021	6	602,609
0110	157711	ESR Mid Valley Clarkson	KU-135500- KY Poles	Removals	108901	2021	6	68,527
0110	LI-159313	REL Morehead 683-625 MOS	KU-135500- KY Poles	Additions	107001	2022	6	56,251
0110	LI-159314	REL Richmond South MOS	KU-135500- KY Poles	Additions	107001	2022	6	105,956
0110	LI-161260	PR Grahamville-Barlow-Wckliffe	KU-135500- KY Poles	Additions	107001	2021	12	3,907,073
0110	LI-161260	PR Grahamville-Barlow-Wckliffe	KU-135500- KY Poles	Removals	108901	2021	12	348,063
0110	LI-161290	ESR Barton Tap	KU-135500- KY Poles	Additions	107001	2022	6	410,466
0110	LI-161290	ESR Barton Tap	KU-135500- KY Poles	Removals	108901	2022	6	21,359
0110	00148FACK	Versailles BO Reno & Roof Repl	KU-139010- KY Structures & Improv	Additions	107001	2021	7	63,340
0110	00148FACK	Versailles BO Reno & Roof Repl	KU-139010- KY Structures & Improv	Additions	107001	2021	8	50,615
0110	00148FACK	Versailles BO Reno & Roof Repl	KU-139010- KY Structures & Improv	Additions	107001	2021	9	50,615
0110	00148FACK	Versailles BO Reno & Roof Repl	KU-139010- KY Structures & Improv	Additions	107001	2021	10	35,234
0110	00150FACK	Maysville BO Reno	KU-139010- KY Structures & Improv	Additions	107001	2021	8	291,542
0110	00150FACK	Maysville BO Reno	KU-139010- KY Structures & Improv	Additions	107001	2021	9	187,276
0110	00150FACK	Maysville BO Reno	KU-139010- KY Structures & Improv	Additions	107001	2021	10	46,066
0110	00158FACK	Pennington Gap SR Relocation	KU-139010- VA Structures & Improv	Additions	107001	2021	12	1,299,909
0110	00164FACK	Carrollton Property Purchase	KU-138920- KY Land	Additions	107001	2021	12	500,076
0110	IT0892K	Phone HW Refresh Yr 1/3-KU21	KU-139700-KY Microwave,Fiber,Other	Additions	107001	2021	12	117,500
0110	IT0933K	HR Interview Bldr/Text-KU21	KU-130300-Misc Intangible Plant	Additions	107001	2021	7	36,750
0110	IT0947K	Video Solution-KU21	KU-130300-Misc Intangible Plant	Additions	107001	2021	12	73,500
0110	IT0950K	Sharepoint Publish Tool-KU21	KU-130300-Misc Intangible Plant	Additions	107001	2021	12	73,500
0110	IT0957K	OSI DSCADA Upgrade-KU21	KU-130300-Misc Intangible Plant	Additions	107001	2021	6	275,000
0110	IT0964K	Document Mgmt Solution-KU21	KU-130300-Misc Intangible Plant	Additions	107001	2021	12	61,250
0110	IT0968K	AMI - HSM Ref-KU21	KU-139120-KY Non PC Computer Equip	Additions	107001	2021	10	112,800

0110	IT1055K	LOAD -vendor upgrade-KU22	KU-130300-Misc Intangible Plant	Additions	107001	2021	12	82,500
0110	IT1127K	OSI DSCADA Upgrade-KU22	KU-130300-Misc Intangible Plant	Additions	107001	2022	6	41,250
0110	SC0061	Cons Winchester Pole Yard-KU21	KU-139400- KY Tools, Shop, Garage	Additions	107001	2021	4	150,000
0110	SC0063	Construct Paris Pole Yard-KU21	KU-139400- KY Tools, Shop, Garage	Additions	107001	2021	4	150,000
0110	SC0064	Pole Racks - Paris-KU21	KU-139400- KY Tools, Shop, Garage	Additions	107001	2021	4	100,000
0110	SC0102	BAF Ind Fan-Pineville-KU21	KU-139010- KY Structures & Improv	Additions	107001	2021	4	12,000
0110	162001	SCM2021 DAN FAILED BRKR/RECL	KU-136200- KY Station Equipment	Additions	107001	2021	12	116,312
0110	162001	SCM2021 DAN FAILED BRKR/RECL	KU-136200- KY Station Equipment	Removals	108901	2021	12	8,688
0110	162007	SCM2021 DAN WILDLIFE PROTECT	KU-136200- KY Station Equipment	Additions	107001	2021	7	24,748
0110	162007	SCM2021 DAN WILDLIFE PROTECT	KU-136200- KY Station Equipment	Removals	108901	2021	7	2,252
0110	162015	SCM2021 EARL FAILED BRKR/RECL	KU-136200- KY Station Equipment	Additions	107001	2021	10	117,884
0110	162015	SCM2021 EARL FAILED BRKR/RECL	KU-136200- KY Station Equipment	Removals	108901	2021	10	7,116
0110	162021	SCM2021 KU LEGACY ARRST REPL	KU-136200- KY Station Equipment	Additions	107001	2021	9	140,000
0110	162024	SCM2021 KU OIL CONTAINMENT UPG	KU-136200- KY Station Equipment	Additions	107001	2021	10	255,598
0110	162024	SCM2021 KU OIL CONTAINMENT UPG	KU-136200- KY Station Equipment	Removals	108901	2021	10	30,402
0110	162040	SCM2021 LEX WILDLIFE PROTECT	KU-136200- KY Station Equipment	Additions	107001	2021	7	39,000
0110	162055	SCM2021 PINE FAILED BRKR/RECL	KU-136200- KY Station Equipment	Additions	107001	2021	10	108,767
0110	162055	SCM2021 PINE FAILED BRKR/RECL	KU-136200- KY Station Equipment	Removals	108901	2021	10	16,233
0110	162056	SCM2021 PINE MISC CAPITAL SUB	KU-136200- KY Station Equipment	Additions	107001	2021	5	51,000
0110	162061	SCM2021 PINE WILDLIFE PROTECT	KU-136200- KY Station Equipment	Additions	107001	2021	5	41,058
0110	162061	SCM2021 PINE WILDLIFE PROTECT	KU-136200- KY Station Equipment	Additions	107001	2021	7	16,942
0110	162080	SCM 2022 KU WOOD POLE SUB UPG	KU-136100- KY Struct and Improv	Additions	107001	2022	5	700,000
0110	162110	SCM2022 PINE MISC CAPITAL SUB	KU-136200- KY Station Equipment	Additions	107001	2022	5	53,000
0110	162115	SCM2022 PINE WILDLIFE PROTECT	KU-136200- KY Station Equipment	Additions	107001	2022	5	59,000
0110	162883	LEXOC Cargo Trailer 2021	KU-139400- KY Tools, Shop, Garage	Additions	107001	2021	12	18,690
0110	162982	DSP LaGrange Property	KU-136020-KY Land	Additions	107001	2021	12	500,000
0110	22TOOL416	Pineville Cap Tools 2022	KU-139400- KY Tools, Shop, Garage	Additions	107001	2022	5	44,856
0110	157292KU	STT Proc Cont Equip KU	KU-131600-TC 2 Misc Power Plant Equ	Additions	107001	2021	6	128,016
0110	157293KU	STT Welding Equip KU	KU-131600-TC 2 Misc Power Plant Equ	Additions	107001	2021	5	80,010
0110	140190	Gh Misc Motors 21	KU-131600-GH 4 Misc Power Plant Eq	Additions	107001	2021	6	100,397
0110	140190	Gh Misc Motors 21	KU-131600-GH 4 Misc Power Plant Eq	Removals	108901	2021	6	4,933
0110	152079KU	TC OVAT SECURITY CENTER	KU-131200-TC 2 Boil	Additions	107001	2021	5	92,340
0110	152812	GH 1-1 SBAC Major Overhaul	KU-131200-GH 1 Boil	Additions	107001	2021	5	344,564
0110	152812	GH 1-1 SBAC Major Overhaul	KU-131200-GH 1 Boil	Removals	108901	2021	5	6,709
0110	152945	GH 2-3 BCWP Major Ovrhl 21	KU-131200-GH 2 Boil	Additions	107001	2021	5	81,922
0110	152945	GH 2-3 BCWP Major Ovrhl 21	KU-131200-GH 2 Boil	Removals	108901	2021	5	10,557
0110	153056KU	TC IMPOUND IMPROV	KU-131200-TC 2 Boil	Additions	107001	2021	8	43,215
0110	153056KU	TC IMPOUND IMPROV	KU-131200-TC 2 Boil	Additions	107001	2022	6	20,684
0110	156596	GH4 Exterior LED Light Upgrade	KU-131100-GH 4 Struc	Additions	107001	2021	9	168,817
0110	156596	GH4 Exterior LED Light Upgrade	KU-131100-GH 4 Struc	Removals	108901	2021	9	18,494
0110	156825KU	TC MOORING CELL REFURB	KU-131200-TC 2 Boil	Additions	107001	2021	6	156,639
0110	156825KU	TC MOORING CELL REFURB	KU-131200-TC 2 Boil	Additions	107001	2022	6	161,442
0110	156863KU	TC CT EMERSON PWCS	KU-134300-TC 10 Prime Movers	Additions	107001	2021	6	114,418
0110	156875KU	TC CT MKVle PHASE 2-3 CT10	KU-134300-TC 10 Prime Movers	Additions	107001	2021	6	274,712
0110	157115KU	TC CRITICAL HEAT UPGD	KU-131200-TC 2 Boil	Additions	107001	2021	5	36,936
0110	157150KU	TC COAL HAND BUILD RF REPL	KU-131200-TC 2 Boil	Additions	107001	2021	7	23,639
0110	157150KU	TC COAL HAND BUILD RF REPL	KU-131200-TC 2 Boil	Additions	107001	2022	5	24,378

0110	157299KU	TC CT TURNING GEAR REFURB	KU-134300-TC 10 Prime Movers	Additions	107001	2021	6	42,015
0110	157427	DX Spill Gate Flood Lights	KU-133400-DD Accessory Electric Eq	Additions	107001	2022	5	59,741
0110	157464	BR Limestone Slurry Pump Spare	KU-131600-EWB 3 Misc Power Plant E	Additions	107001	2021	5	33,780
0110	159643	BR3-2 HWR Cyclone Separator	KU-131200-EWB 3 Boil	Additions	107001	2021	5	79,698
0110	159643	BR3-2 HWR Cyclone Separator	KU-131200-EWB 3 Boil	Removals	108901	2021	5	2,616
0110	159667	BRCT Storage Shed	KU-134600-EWB 8 Misc Power Plant E	Additions	107001	2021	6	295,400
0110	160361	BR Gyp Dewatering Belt 2022	KU-131200-EWB3 FGD Boil	Additions	107001	2022	5	45,116
0110	162257	BR CCRT Filter Sep Platforms	KU-131600-EWB 3 Misc Power Plant E	Additions	107001	2021	5	68,967
0110	162260	BR RO Chemical Berm Refurb	KU-131200-EWB 3 Boil	Additions	107001	2021	6	409,880
0110	162260	BR RO Chemical Berm Refurb	KU-131200-EWB 3 Boil	Removals	108901	2021	6	20,520
0110	162438KU	TC LIMESTONE RECLAIM UPGD	KU-131200-TC 2 Boil	Additions	107001	2021	6	230,481
0110	162712KU	TC CT GAS HEATER PLC UPGD	KU-134300-TC 7 Prime Movers	Additions	107001	2021	12	122,812
0110	162259	BR Village Demolition	KU-131100-EWB 3 Struc	Removals	108901	2021	6	564,300
0110	147516	REL Paris City Switch	KU-135500- KY Poles	Additions	107001	2021	6	246,439
0110	148058	LITE UPGRDE EMS SWARE-KU-2021	KU-130300-Misc Intangible Plant	Additions	107001	2021	5	66,812
0110	LI-158946	CR Nebo-Providence East	KU-135600-KY OH Cond	Additions	107001	2021	12	2,955,980
0110	LI-158946	CR Nebo-Providence East	KU-135600-KY OH Cond	Removals	108901	2021	12	440,972
0110	LI-160137	DSP Detroit Harvester 743-2	KU-135500- KY Poles	Additions	107001	2021	7	388,210
0110	LI-159847	PR Uniontown-Ovld N Retirement	KU-135500- KY Poles	Removals	108901	2021	7	842,913
0110	153100	Meter Shop Eqp KU 2021	KU-139400- KY Tools, Shop, Garage	Additions	107001	2021	7	70,924
0110	153100	Meter Shop Eqp KU 2021	KU-139400- KY Tools, Shop, Garage	Additions	107001	2021	12	29,076
0110	IT0676K	Automic Upgrade-KU20	KU-130300-Misc Intangible Plant	Additions	107001	2021	8	23,500
0110	IT0759K	Cust Bill Print Replace-KU20	KU-130300-Misc Intangible Plant	Additions	107001	2021	12	137,500
0110	IT0841K	Net Access Dev and Gate-KU21	KU-139120-KY Non PC Computer Equip	Additions	107001	2021	11	23,500
0110	IT0864K	Sec Infra Enhance-KU21	KU-139120-KY Non PC Computer Equip	Additions	107001	2021	10	47,000
0110	IT0929K	CorpFirewall Rpl/Upg 2/2-KU21	KU-139120-KY Non PC Computer Equip	Additions	107001	2021	9	188,000
0110	IT0930K	FieldNet Handheld Rplc-KU21	KU-139120-KY Non PC Computer Equip	Additions	107001	2021	11	550,000
0110	IT0932K	HR Dashbd/Scorecd Enhanc-KU21	KU-130300-Misc Intangible Plant	Additions	107001	2021	9	122,500
0110	IT0939K	Wireless AP Refresh-KU21	KU-139120-KY Non PC Computer Equip	Additions	107001	2021	12	94,000
0110	IT0965K	Corp Web & Sec Enhance-KU21	KU-130300-Misc Intangible Plant	Additions	107001	2021	12	36,750
0110	155325	N1DT Middlesboro 2 Area Sub	KU-136200- KY Station Equipment	Additions	107001	2021	12	155,000
0110	160329	NOROC Pulling Rig	KU-139400- KY Tools, Shop, Garage	Additions	107001	2021	6	84,728
0110	162022	SCM2021 KU LEGACY RELAY REPL	KU-136200- KY Station Equipment	Additions	107001	2021	6	133,250
0110	162026	SCM 2021 KU WOOD POLE SUB UPG	KU-136100- KY Struct and Improv	Additions	107001	2021	6	683,000
0110	162031	SCM2021 LEX LEGACY RTU REPL	KU-136200- KY Station Equipment	Additions	107001	2021	10	230,000
0110	162037	SCM2021 LEX REPL REGULATORS	KU-136200- KY Station Equipment	Additions	107001	2021	12	87,683
0110	162037	SCM2021 LEX REPL REGULATORS	KU-136200- KY Station Equipment	Removals	108901	2021	12	4,317
0110	162076	SCM2022 KU LEGACY RELAY REPL	KU-136200- KY Station Equipment	Additions	107001	2022	6	136,581
0110	162176	SCM2022 EARL TOOLS & EQUIPMENT	KU-139400- KY Tools, Shop, Garage	Additions	107001	2022	6	14,952
0110	162177	SCM2022 LEX TOOLS & EQUIPMENT	KU-139400- KY Tools, Shop, Garage	Additions	107001	2022	6	12,032
0110	162179	SCM2022 DAN TOOLS & EQUIPMENT	KU-139400- KY Tools, Shop, Garage	Additions	107001	2022	6	9,345
0110	162180	SCM2022 PINE TOOLS & EQUIPMENT	KU-139400- KY Tools, Shop, Garage	Additions	107001	2022	6	7,476
0110	162188	SCM2021 EARL TOOLS & EQUIPMENT	KU-139400- KY Tools, Shop, Garage	Additions	107001	2021	6	14,952
0110	162188	SCM2021 EARL TOOLS & EQUIPMENT	KU-139400- KY Tools, Shop, Garage	Additions	107001	2021	12	9,048
0110	162189	SCM2021 LEX TOOLS & EQUIPMENT	KU-139400- KY Tools, Shop, Garage	Additions	107001	2021	6	11,250
0110	162189	SCM2021 LEX TOOLS & EQUIPMENT	KU-139400- KY Tools, Shop, Garage	Additions	107001	2021	12	9,750
0110	162191	SCM2021 DAN TOOLS & EQUIPMENT	KU-139400- KY Tools, Shop, Garage	Additions	107001	2021	6	9,345

0110	162191	SCM2021 DAN TOOLS & EQUIPMENT	KU-139400- KY Tools, Shop, Garage	Additions	107001	2021	12	6,655
0110	162192	SCM2021 PINE TOOLS & EQUIPMENT	KU-139400- KY Tools, Shop, Garage	Additions	107001	2021	6	7,476
0110	162192	SCM2021 PINE TOOLS & EQUIPMENT	KU-139400- KY Tools, Shop, Garage	Additions	107001	2021	12	15,524
0110	162884	LONOC Backyard Mach 2021	KU-139400- KY Tools, Shop, Garage	Additions	107001	2021	12	184,408
0110	163027	DSP Lakeshore Ckt 132 Blue Sky	KU-136500- KY Overhead Conductor	Additions	107001	2022	6	164,866
0110	163027	DSP Lakeshore Ckt 132 Blue Sky	KU-136500- KY Overhead Conductor	Removals	108901	2022	6	11,260
0110	21TOOL366	Maysville Cap Tools 2021	KU-139400- KY Tools, Shop, Garage	Additions	107001	2021	6	29,904
0110	139682KU	TC KU PREDICT DEVICES MAINT	KU-131600-TC 2 Misc Power Plant Equ	Additions	107001	2021	6	20,268
0110	139682KU	TC KU PREDICT DEVICES MAINT	KU-131600-TC 2 Misc Power Plant Equ	Additions	107001	2021	8	17,791
0110	139682KU	TC KU PREDICT DEVICES MAINT	KU-131600-TC 2 Misc Power Plant Equ	Additions	107001	2022	6	21,281
0110	140185	GH Conveyor Belt Repl 21	KU-131200-GH 4 Boil	Additions	107001	2021	7	831,778
0110	140185	GH Conveyor Belt Repl 21	KU-131200-GH 4 Boil	Removals	108901	2021	7	19,731
0110	147347	GH4 Mill BSO Repl	KU-131200-GH 4 Boil	Additions	107001	2021	6	319,477
0110	147347	GH4 Mill BSO Repl	KU-131200-GH 4 Boil	Additions	107001	2021	7	125,897
0110	147347	GH4 Mill BSO Repl	KU-131200-GH 4 Boil	Removals	108901	2021	6	14,798
0110	152693KU	TC OFFICE UPGRADES	KU-131200-TC 2 Boil	Additions	107001	2021	8	189,695
0110	155077KU	TC INSIGHT CM VIB MONITOR	KU-131200-TC 2 Boil	Additions	107001	2021	6	10,134
0110	155077KU	TC INSIGHT CM VIB MONITOR	KU-131200-TC 2 Boil	Additions	107001	2022	6	10,134
0110	156846KU	TC DCS METERING UPGD	KU-131200-TC 2 Boil	Additions	107001	2021	6	39,160
0110	156877KU	TC CT PURGE CREDIT AIR CT8	KU-134300-TC 8 Prime Movers	Additions	107001	2021	12	64,643
0110	156980KU	TC INVERTER UPG	KU-131200-TC 2 Boil	Additions	107001	2021	7	110,819
0110	157122KU	TC STACK ELEVATOR REFURB	KU-131200-TC 2 Boil	Additions	107001	2021	8	241,418
0110	157390	GH 1-2 Transport Blower Repl21	KU-131200-GH 4 Boil	Additions	107001	2021	6	46,622
0110	157390	GH 1-2 Transport Blower Repl21	KU-131200-GH 4 Boil	Removals	108901	2021	6	3,946
0110	159442 KU	PR13A Aux Breaker Replace KU	KU-134600-PR 13 Misc Power Plant E	Additions	107001	2021	6	22,338
0110	159442 KU	PR13A Aux Breaker Replace KU	KU-134600-PR 13 Misc Power Plant E	Removals	108901	2021	6	5,652
0110	159444 KU	PR13B Aux Breaker Replace KU	KU-134600-PR 13 Misc Power Plant E	Additions	107001	2022	6	22,338
0110	159444 KU	PR13B Aux Breaker Replace KU	KU-134600-PR 13 Misc Power Plant E	Removals	108901	2022	6	5,652
0110	160011	BR Limestone Belt Repl	KU-131600-EWB 3 Misc Power Plant E	Additions	107001	2021	6	48,913
0110	160011	BR Limestone Belt Repl	KU-131600-EWB 3 Misc Power Plant E	Removals	108901	2021	6	513
0110	160339	BR Vehicle Repl 2021	KU-131600-EWB 3 Misc Power Plant E	Additions	107001	2021	6	37,158
0110	162250	BR Warehouse Forklift	KU-139200- KY Cars and Light Trucks	Additions	107001	2021	6	29,584
0110	162254	BR3 Conveyor Room Platform	KU-131600-EWB 3 Misc Power Plant E	Additions	107001	2021	6	36,083
0110	162255	BR3 Economizer Access Platform	KU-131600-EWB 3 Misc Power Plant E	Additions	107001	2021	6	56,666
0110	162256	BR CCRT Paddle Mixer Platforms	KU-131600-EWB 3 Misc Power Plant E	Additions	107001	2021	6	136,921
0110	162440KU	TC UPGD LIMESTONE SCALE	KU-131200-TC 2 Boil	Additions	107001	2021	12	35,500
0110	162446KU	TC SW PIPING INSTALL	KU-131600-TC 2 Misc Power Plant Equ	Additions	107001	2021	12	35,459
0110	162714KU	TC CT SWITCHYARD RTU UPGD	KU-134300-TC 7 Prime Movers	Additions	107001	2021	12	122,812
0110	87GH	GH LS Mill Feed Chute22	KU-131200-GH 4 Boil	Additions	107001	2022	6	65,644
0110	87GH	GH LS Mill Feed Chute22	KU-131200-GH 4 Boil	Removals	108901	2022	6	4,933
0110	93GH	GH LSP 0-1 Service Air Comp	KU-131600-GH 4 Misc Power Plant Eq	Additions	107001	2021	6	78,451
0110	93GH	GH LSP 0-1 Service Air Comp	KU-131600-GH 4 Misc Power Plant Eq	Removals	108901	2021	6	5,081
0110	137542	FP-Tools - 2022	KU-135310- KY Station Equip -Non Sy	Additions	107001	2022	6	24,936
0110	163521	Prelim OT Security	KU-130300-Misc Intangible Plant	Additions	107001	2021	12	414,516
0110	LI-159220	PR Morganfield-Nebo	KU-135500- KY Poles	Additions	107001	2021	10	1,883,602
0110	LI-159220	PR Morganfield-Nebo	KU-135500- KY Poles	Removals	108901	2021	10	279,064
0110	LI-159846	DSP Uniontown Substation Upg	KU-135500- KY Poles	Additions	107001	2021	7	192,536

0110	LI-159846	DSP Uniontown Substation Upg	KU-135500- KY Poles	Removals	108901	2021	7	21,245
0110	LI-161639	PR Princeton-Hardesty-Walker	KU-135500- KY Poles	Additions	107001	2021	12	1,280,747
0110	LI-161639	PR Princeton-Hardesty-Walker	KU-135500- KY Poles	Removals	108901	2021	12	94,043
0110	LI-161811	REL Lebanon City MOS	KU-135500- KY Poles	Additions	107001	2021	7	118,556
0110	IT0714K	OpenTxt for EmpRet Files-KU20	KU-130300-Misc Intangible Plant	Additions	107001	2021	11	73,500
0110	IT0818K	Jumphost Refresh-KU21	KU-139120-KY Non PC Computer Equip	Additions	107001	2021	12	58,750
0110	IT0834K	Mob & Workst Lic True-Up-KU21	KU-130300-Misc Intangible Plant	Additions	107001	2021	12	35,250
0110	IT0842K	Network Management-KU21	KU-139120-KY Non PC Computer Equip	Additions	107001	2021	8	17,625
0110	IT0853K	Replace Backup Infrastr-KU21	KU-139120-KY Non PC Computer Equip	Additions	107001	2021	12	385,887
0110	IT0910K	Enterprise GIS Enhance-KU21	KU-130300-Misc Intangible Plant	Additions	107001	2021	12	190,925
0110	IT0917K	Computing Infra Expand-KU21	KU-139120-KY Non PC Computer Equip	Additions	107001	2021	6	94,000
0110	IT1102K	Computing Infra Expand-KU22	KU-139120-KY Non PC Computer Equip	Additions	107001	2022	6	94,000
0110	157621	LEXOC Backyard Machine 2021	KU-139400- KY Tools, Shop, Garage	Additions	107001	2021	10	200,486
0110	133622KU	TC KU LAB PURCH MONITORS	KU-131600-TC 2 Misc Power Plant Equ	Additions	107001	2021	9	47,508
0110	133627KU	TC KU LAB EQUIP PURCHASES	KU-131600-TC 2 Misc Power Plant Equ	Additions	107001	2021	8	29,672
0110	152794	GH 1-1 BCWP Major Ovrhl 21	KU-131200-GH 1 Boil	Additions	107001	2021	7	81,910
0110	152794	GH 1-1 BCWP Major Ovrhl 21	KU-131200-GH 1 Boil	Removals	108901	2021	7	10,568
0110	154851	GH Miscellaneous Shop Tools21	KU-131600-GH 4 Misc Power Plant Eq	Additions	107001	2021	12	25,535
0110	154852	GH Miscellaneous Shop Tools22	KU-131600-GH 4 Misc Power Plant Eq	Additions	107001	2021	12	25,535
0110	154969	GH3 Pyrite Piping Repl21	KU-131200-GH 3 Boil	Additions	107001	2021	7	151,485
0110	154969	GH3 Pyrite Piping Repl21	KU-131200-GH 3 Boil	Removals	108901	2021	7	9,865
0110	154971	GH4 Pyrite Piping Repl21	KU-131200-GH 3 Boil	Additions	107001	2021	7	151,485
0110	154971	GH4 Pyrite Piping Repl21	KU-131200-GH 3 Boil	Removals	108901	2021	7	9,865
0110	155172	GH 1-2 LPSW Pump Major Ovrhl21	KU-131200-GH 1 Boil	Additions	107001	2021	7	204,000
0110	155172	GH 1-2 LPSW Pump Major Ovrhl21	KU-131200-GH 1 Boil	Removals	108901	2021	7	7,399
0110	156865KU	TC CT MKVle PHASE 2-3 CT5	KU-134300-TC 5 Prime Movers	Additions	107001	2021	12	274,712
0110	156879KU	TC CT PURGE CREDIT AIR CT10	KU-134300-TC 10 Prime Movers	Additions	107001	2021	12	64,643
0110	156885KU	TC CT CEMs SHELTERS 5-6	KU-134300-TC 10 Prime Movers	Additions	107001	2021	8	599,634
0110	159636	BR3 Roof Replacement	KU-131600-EWB 3 Misc Power Plant E	Additions	107001	2021	8	487,177
0110	159636	BR3 Roof Replacement	KU-131600-EWB 3 Misc Power Plant E	Removals	108901	2021	8	12,517
0110	159668	DX RTU Upgrade	KU-133400-DD Accessory Electric Eq	Additions	107001	2021	7	21,520
0110	159937KU	TC LIFT STATION REPL	KU-131200-TC 2 Boil	Additions	107001	2021	9	60,804
0110	161737	GH Whse Forklift Repl 21	KU-139400- KY Tools, Shop, Garage	Additions	107001	2021	8	54,048
0110	161870	GH2 Air Dryer Replacement	KU-131600-GH 2 Misc Power Plant Eq	Additions	107001	2021	8	71,820
0110	161870	GH2 Air Dryer Replacement	KU-131600-GH 2 Misc Power Plant Eq	Removals	108901	2021	8	5,130
0110	162309	DX DECS 250 Retrofit	KU-133300-DD Water Wheels, Turbine	Additions	107001	2021	7	62,258
0110	162309	DX DECS 250 Retrofit	KU-133300-DD Water Wheels, Turbine	Removals	108901	2021	7	1,539
0110	162725KU	TC LIMESTONE LBU UPGD	KU-131200-TC 2 Boil	Additions	107001	2021	8	260,604
0110	172GH	GH2 CT Gearbox Repl21	KU-131400-GH 2 Turbogenerator Unit	Additions	107001	2021	7	70,693
0110	172GH	GH2 CT Gearbox Repl21	KU-131400-GH 2 Turbogenerator Unit	Removals	108901	2021	7	4,933
0110	26GH	GH 3&4 Station Air Comp Repl	KU-131600-GH 4 Misc Power Plant Eq	Additions	107001	2021	7	176,733
0110	26GH	GH 3&4 Station Air Comp Repl	KU-131600-GH 4 Misc Power Plant Eq	Removals	108901	2021	7	24,663
0110	86GH	GH LS Mill Feed Chute21	KU-131200-GH 4 Boil	Additions	107001	2021	7	65,644
0110	86GH	GH LS Mill Feed Chute21	KU-131200-GH 4 Boil	Removals	108901	2021	7	4,933
0110	GSSLRBATK	GS SL UPS Battery Replace KU	KU-131600-SL Misc Power Plant Equi	Additions	107001	2021	8	8,029
0110	157712	REL Millers Creek REA MOS	KU-135500- KY Poles	Additions	107001	2021	12	1,379,604
0110	157712	REL Millers Creek REA MOS	KU-135500- KY Poles	Removals	108901	2021	12	125,287

0110	LI-160922	PR Elizabethtown-Etown 2	KU-135500- KY Poles	Additions	107001	2021	12	2,056,317
0110	LI-160922	PR Elizabethtown-Etown 2	KU-135500- KY Poles	Removals	108901	2021	12	227,764
0110	LI-161753	REL Lockport MOS	KU-135500- KY Poles	Additions	107001	2021	9	65,406
0110	157900	EE Smart Cities KU 2021	KU-136900- KY Services	Additions	107001	2021	7	50,000
0110	IT0487K	VPN Appliance Upgrade-KU20	KU-130300-Misc Intangible Plant	Additions	107001	2021	7	94,000
0110	IT0665K	LogRhythm (Corp)-KU20	KU-139120-KY Non PC Computer Equip	Additions	107001	2021	10	54,990
0110	IT0808K	Network Segm (SDN)-KU21	KU-139120-KY Non PC Computer Equip	Additions	107001	2021	10	190,264
0110	IT0871K	SiteScan Upgrade-KU21	KU-139120-KY Non PC Computer Equip	Additions	107001	2021	12	23,500
0110	IT0949K	SC-Post Upgrade-KU21	KU-130300-Misc Intangible Plant	Additions	107001	2021	12	41,250
0110	IT0969K	Acct Recon-Data Store-KU21	KU-130300-Misc Intangible Plant	Additions	107001	2021	12	70,500
0110	SC0046	Forklift - Danville-KU21	KU-139400- KY Tools, Shop, Garage	Additions	107001	2021	7	30,000
0110	SC0101	Containment Pad-Stone Rd-KU21	KU-139010- KY Structures & Improv	Additions	107001	2021	8	250,000
0110	SC0103	Restroom Add-Pineville-KU21	KU-139010- KY Structures & Improv	Additions	107001	2021	7	55,000
0110	162020	SCM2021 EARL WILDLIFE PROTECT	KU-136200- KY Station Equipment	Additions	107001	2021	11	53,669
0110	162020	SCM2021 EARL WILDLIFE PROTECT	KU-136200- KY Station Equipment	Removals	108901	2021	11	6,331
0110	162908	PIN Cumberland Express Ckt	KU-136500- KY Overhead Conductor	Additions	107001	2021	12	179,690
0110	163479	Hamer 12kV XFMR Replacement	KU-136200- VA Station Equipment	Additions	107001	2020	12	33,196
0110	163479	Hamer 12kV XFMR Replacement	KU-136200- VA Station Equipment	Removals	108901	2020	12	16,803
0110	163506	LaGrange East Breaker Failure	KU-136200- KY Station Equipment	Additions	107001	2020	12	36,706
0110	163506	LaGrange East Breaker Failure	KU-136200- KY Station Equipment	Removals	108901	2020	12	3,341
0110	163574	2020 Direct Bury - Elk Creek	KU-136500- KY Overhead Conductor	Additions	107001	2020	12	200,240
0110	163574	2020 Direct Bury - Elk Creek	KU-136500- KY Overhead Conductor	Removals	108901	2020	12	20,164
0110	163587	RECEIVE 1 3 PHASE FROM LGE	KU-136800- KY Line Transformers	Additions	107001	2020	12	12,690
0110	163603	2020 Dir Bury - Partridge Run	KU-136500- KY Overhead Conductor	Additions	107001	2020	12	164,841
0110	163603	2020 Dir Bury - Partridge Run	KU-136500- KY Overhead Conductor	Removals	108901	2020	12	20,164
0110	163654	Florida Tile Brkr Replacement	KU-136200- KY Station Equipment	Additions	107001	2020	12	46,657
0110	163654	Florida Tile Brkr Replacement	KU-136200- KY Station Equipment	Removals	108901	2020	12	3,370
0110	CKM071120	CKM071120	KU-136400-KY Poles, Towers, and Fix	Additions	107001	2020	12	1
0110	CLEDC236	CRCST LED Conversion RICOC	KU-137300- KY Str Lighting and Sign	Additions	107001	2020	9	28,231
0110	CLEDC236	CRCST LED Conversion RICOC	KU-137300- KY Str Lighting and Sign	Additions	107001	2020	12	(28,231)
0110	163293	XFMR Sale - Brown Foreman	KU-136100- KY Struct and Improv	Removals	108901	2020	12	(7,044)
0110	163649	TRANSFORMERS TO ALLIANT KU	KU-136800- KY Line Transformers	Removals	108901	2020	12	(28,038)
0110	157347KU	STT Training Simulator KU	KU-131600-TC 2 Misc Power Plant Equ	Additions	107001	2021	8	19,202
0110	140619KU	TC CONV BELT REPL	KU-131200-TC 2 Boil	Additions	107001	2021	9	140,525
0110	144309	GH4 480v MCC Replacement	KU-131600-GH 4 Misc Power Plant Eq	Additions	107001	2021	11	175,618
0110	144309	GH4 480v MCC Replacement	KU-131600-GH 4 Misc Power Plant Eq	Removals	108901	2021	11	10,260
0110	147904	BR1 Main Xfmr Bushing Repl	KU-131500-EWB 3 FGD Acc	Additions	107001	2020	9	2,835
0110	147904	BR1 Main Xfmr Bushing Repl	KU-131500-EWB 3 FGD Acc	Removals	108901	2020	9	(2,835)
0110	150077KU	TC KU REPL SEWAGE PLANT	KU-131600-TC 2 Misc Power Plant Equ	Additions	107001	2021	9	243,216
0110	153025KU	TC CT KU CEM ANALYZER CHANGE	KU-134300-TC 10 Prime Movers	Additions	107001	2021	9	141,876
0110	153095KU	TC CT KU GFI UPG	KU-134300-TC 10 Prime Movers	Additions	107001	2021	9	63,844
0110	154723KU	TC COAL HANDLING D6 DOZER	KU-131200-TC 2 Boil	Additions	107001	2021	9	163,326
0110	154792KU	TC CT WAREHOUSE	KU-134600-TC 5 Misc. Power Plant E	Additions	107001	2021	9	306,798
0110	154865	GH 1-1A SO3 Air Comp	KU-131200-GH 1 Boil	Additions	107001	2021	8	78,015
0110	154865	GH 1-1A SO3 Air Comp	KU-131200-GH 1 Boil	Removals	108901	2021	8	5,081
0110	155030	GH CCR Bottom Ash Sump Submer	KU-131200-GH 4 Boil	Additions	107001	2021	8	125,199
0110	155030	GH CCR Bottom Ash Sump Submer	KU-131200-GH 4 Boil	Removals	108901	2021	8	934

0110	156869KU	TC CT MKVle PHASE 2-3 CT7	KU-134300-TC 7 Prime Movers	Additions	107001	2021	12	274,712
0110	159603	GH 3-3 Aux Cond Vac Pump21	KU-131400-GH 3 Turbogenerator Unit	Additions	107001	2021	9	159,770
0110	159603	GH 3-3 Aux Cond Vac Pump21	KU-131400-GH 3 Turbogenerator Unit	Removals	108901	2021	9	7,182
0110	161942	GH2 FGD LPSW Strainer Repl 21	KU-131200-GH 2SC Boil	Additions	107001	2021	9	332,174
0110	161942	GH2 FGD LPSW Strainer Repl 21	KU-131200-GH 2SC Boil	Removals	108901	2021	9	10,260
0110	162425KU	TC AGITATOR BLADE REPLACE	KU-131200-TC 2 Boil	Additions	107001	2021	12	142,819
0110	162427KU	TC CLEAN VAC PIPING	KU-131200-TC 2 Boil	Additions	107001	2021	12	73,190
0110	162431KU	TC MAGNETIC SEPARATOR	KU-131200-TC 2 Boil	Additions	107001	2021	9	191,420
0110	163273KU	TC CT PLATFORM INSTALL	KU-134300-TC 5 Prime Movers	Additions	107001	2020	12	51,887
0110	163313 KU	'CR7 Air Compressor 2020 KU	KU-134300-Cane Run 7 Prime Movers	Additions	107001	2020	9	23,048
0110	163313 KU	'CR7 Air Compressor 2020 KU	KU-134300-Cane Run 7 Prime Movers	Removals	108901	2020	9	1,825
0110	163402	GH DTLS Pipe Convey Access Imp	KU-131100-GH 4 Struc	Additions	107001	2020	10	34,476
0110	163402	GH DTLS Pipe Convey Access Imp	KU-131100-GH 4 Struc	Additions	107001	2020	11	29,218
0110	163405	GH Knock Out Box Permanent Pwr	KU-131100-GH 4 Struc	Additions	107001	2020	10	44,054
0110	163405	GH Knock Out Box Permanent Pwr	KU-131100-GH 4 Struc	Removals	108901	2020	10	1,008
0110	163420KU	TC LIMESTONE SCALE UPGD	KU-131200-TC 2 Boil	Additions	107001	2020	12	13,244
0110	163553 KU	CR7 Cooling Tower Motors KU	KU-134300-Cane Run 7 Prime Movers	Additions	107001	2020	9	4,875
0110	163553 KU	CR7 Cooling Tower Motors KU	KU-134300-Cane Run 7 Prime Movers	Additions	107001	2020	10	1,950
0110	163553 KU	CR7 Cooling Tower Motors KU	KU-134300-Cane Run 7 Prime Movers	Additions	107001	2020	11	1,950
0110	163553 KU	CR7 Cooling Tower Motors KU	KU-134300-Cane Run 7 Prime Movers	Additions	107001	2020	12	975
0110	163553 KU	CR7 Cooling Tower Motors KU	KU-134300-Cane Run 7 Prime Movers	Removals	108901	2020	9	4,875
0110	163553 KU	CR7 Cooling Tower Motors KU	KU-134300-Cane Run 7 Prime Movers	Removals	108901	2020	10	1,950
0110	163553 KU	CR7 Cooling Tower Motors KU	KU-134300-Cane Run 7 Prime Movers	Removals	108901	2020	11	1,950
0110	163553 KU	CR7 Cooling Tower Motors KU	KU-134300-Cane Run 7 Prime Movers	Removals	108901	2020	12	975
0110	193GH	GH3 Boiler Flame Cameras	KU-131200-GH 3 Boil	Additions	107001	2021	8	50,495
0110	219GH	GH4 Boiler Flame Cameras	KU-131200-GH 4 Boil	Additions	107001	2021	8	50,495
0110	GSC3DPRTK	Z18 3D printer	KU-131600-SL Misc Power Plant Equi	Additions	107001	2020	10	6,056
0110	GSCINV20K	GS CDM OT Inv Mgmt- 2020 KU	KU-131500-EWB 3 Acc	Additions	107001	2020	12	209,125
0110	GSCIPV8K	GS CDM CIP Version 8 KU	KU-131500-EWB 3 Acc	Additions	107001	2020	12	60,402
0110	137541	FP-Tools - 2021	KU-135310- KY Station Equip -Non Sy	Additions	107001	2021	8	165,265
0110	148253	EMS APP ENHANCEMENTS-KU-2021	KU-130300-Misc Intangible Plant	Additions	107001	2021	8	42,517
0110	155741	Indian Hill Control House	KU-135310- KY Station Equip -Non Sy	Additions	107001	2020	9	23,642
0110	155741	Indian Hill Control House	KU-135310- KY Station Equip -Non Sy	Removals	108901	2020	9	-
0110	LI-158884	PR Harlan Y-Arnold	KU-135500- KY Poles	Additions	107001	2021	12	4,624,201
0110	LI-158884	PR Harlan Y-Arnold	KU-135500- KY Poles	Removals	108901	2021	12	727,559
0110	LI-162625	ESR Clarkson	KU-135500- KY Poles	Additions	107001	2021	10	352,071
0110	LI-162625	ESR Clarkson	KU-135500- KY Poles	Removals	108901	2021	10	39,184
0110	163619	Ohio Co Breaker Retirements	KU-135310- KY Station Equip -Non Sy	Removals	108901	2020	9	25,000
0110	00088FACK	Greenville Storeroom Roof	KU-139010- KY Structures & Improv	Additions	107001	2021	10	149,806
0110	163332	Somerset BO Sidewalk Entrance	KU-139010- KY Structures & Improv	Additions	107001	2020	9	9,900
0110	163332	Somerset BO Sidewalk Entrance	KU-139010- KY Structures & Improv	Removals	108901	2020	9	1,100
0110	163380	PINEVILLE WIRE SHED	KU-139010- KY Structures & Improv	Additions	107001	2020	9	10,092
0110	163391	HARLAN FENCE AND DRAINAGE	KU-139010- KY Structures & Improv	Additions	107001	2020	10	46,986
0110	163391	HARLAN FENCE AND DRAINAGE	KU-139010- KY Structures & Improv	Removals	108901	2020	10	2,018
0110	163457	STONE RD PAVE MAIN ENTRANCE	KU-139010- KY Structures & Improv	Additions	107001	2020	9	22,002
0110	163457	STONE RD PAVE MAIN ENTRANCE	KU-139010- KY Structures & Improv	Removals	108901	2020	9	2,422
0110	163458	EARLINGTON DRIVE THRU RECONF	KU-139010- KY Structures & Improv	Additions	107001	2020	9	64,988

0110	163458	EARLINGTON DRIVE THRU RECONF	KU-139010- KY Structures & Improv	Removals	108901	2020	9	5,046
0110	162733	SALE OF BARLOW BUS OFFICE	KU-138920- KY Land	Removals	108901	2020	12	-
0110	IT0814K	Core Network Infra-KU21	KU-139120-KY Non PC Computer Equip	Additions	107001	2021	11	70,500
0110	IT0785K	EDI for large customer-KU20	KU-130330-Cloud Software NonCurrnt	Additions	107006	2020	12	206,250
0110	IT0789K	Microsoft Cloud Deploym-KU20	KU-130330-Cloud Software NonCurrnt	Additions	107006	2020	10	35,250
0110	IT0789K	Microsoft Cloud Deploym-KU20	KU-130330-Cloud Software NonCurrnt	Additions	107006	2020	11	11,750
0110	SC0062	Pole Racks -Winchester-KU21	KU-139400- KY Tools, Shop, Garage	Additions	107001	2021	8	250,000
0110	162019	SCM2021 EARL SUB BLDG & GRNDS	KU-136200- KY Station Equipment	Additions	107001	2021	11	51,250
0110	162057	SCM2021 PINE MISC NESC COMPL	KU-136200- KY Station Equipment	Additions	107001	2021	10	23,181
0110	162057	SCM2021 PINE MISC NESC COMPL	KU-136200- KY Station Equipment	Removals	108901	2021	10	7,819
0110	163288	EASTLAND SUB SECURITY	KU-136200- KY Station Equipment	Additions	107001	2020	12	245,000
0110	131972	BRCT7 C Inspection	KU-134600-EWB 7 Misc Power Plant E	Additions	107001	2021	11	12,636,910
0110	131972	BRCT7 C Inspection	KU-134600-EWB 7 Misc Power Plant E	Removals	108901	2021	11	598,158
0110	139795KU	TC CT KU FAST START CT6	KU-134300-TC 6 Prime Movers	Additions	107001	2021	10	333,450
0110	140170	GH BU Bucket and Chain 21	KU-131200-GH 1 Boil	Additions	107001	2020	9	18,188
0110	140170	GH BU Bucket and Chain 21	KU-131200-GH 1 Boil	Removals	108901	2020	9	2,016
0110	152827	GH 2-1 LPSW Pump Mjr Overhaul	KU-131200-GH 2 Boil	Additions	107001	2021	9	203,606
0110	152827	GH 2-1 LPSW Pump Mjr Overhaul	KU-131200-GH 2 Boil	Removals	108901	2021	9	7,103
0110	156871KU	TC CT MKVie PHASE 2-3 CT8	KU-134300-TC 8 Prime Movers	Additions	107001	2021	12	274,712
0110	159653	BR3 A Heater Drain Pump Repl	KU-131200-EWB 3 Boil	Additions	107001	2021	11	80,950
0110	159653	BR3 A Heater Drain Pump Repl	KU-131200-EWB 3 Boil	Removals	108901	2021	11	5,130
0110	159822	GH3 CW Piping Repl 21	KU-131400-GH 3 Turbogenerator Unit	Additions	107001	2021	11	764,787
0110	159822	GH3 CW Piping Repl 21	KU-131400-GH 3 Turbogenerator Unit	Removals	108901	2021	11	232,902
0110	160371	BR Recyc Pump Valve Seal 2022	KU-131600-EWB 3 Misc Power Plant E	Additions	107001	2021	11	588,595
0110	160371	BR Recyc Pump Valve Seal 2022	KU-131600-EWB 3 Misc Power Plant E	Removals	108901	2021	11	30,780
0110	161867	GH2 FGD HVAC Fluid Coolers Rpl	KU-131100-GH 3 Struc	Additions	107001	2021	10	170,030
0110	161867	GH2 FGD HVAC Fluid Coolers Rpl	KU-131100-GH 3 Struc	Removals	108901	2021	10	5,130
0110	162279	BR Demin Controls Upgr	KU-131500-EWB 3 Acc	Additions	107001	2021	10	60,430
0110	162308	DX3 Runner & Shaft Repl	KU-133300-DD Water Wheels, Turbine	Additions	107001	2021	10	1,116,820
0110	162308	DX3 Runner & Shaft Repl	KU-133300-DD Water Wheels, Turbine	Removals	108901	2021	10	102,600
0110	162394	GH2 Burner Replacement 2021	KU-131200-GH 2 Boil	Additions	107001	2021	12	117,998
0110	162394	GH2 Burner Replacement 2021	KU-131200-GH 2 Boil	Removals	108901	2021	12	7,100
0110	162429KU	TC CHUTE REPLACEMENT	KU-131200-TC 2 Boil	Additions	107001	2021	12	123,633
0110	163315 KU	CR7 Spare Cooling Twr Fan KU	KU-134300-Cane Run 7 Prime Movers	Additions	107001	2020	9	43,303
0110	163404	GH 1E Conveyor Belt Repl 20	KU-131200-GH 1 Boil	Additions	107001	2020	10	18,290
0110	163404	GH 1E Conveyor Belt Repl 20	KU-131200-GH 1 Boil	Removals	108901	2020	10	1,714
0110	163408	DX Herrington Lake Buoys Repl	KU-133200-DD Reservoirs, Dams, and	Additions	107001	2020	12	95,187
0110	163408	DX Herrington Lake Buoys Repl	KU-133200-DD Reservoirs, Dams, and	Removals	108901	2020	12	4,813
0110	163429KU	TC2 SUBMERG SCRAPER DOOR	KU-131200-TC 2 Boil	Additions	107001	2020	12	47,760
0110	163508 KU	CR7 Sump Pumps 2020 KU	KU-134100-CR 7 Structures and Impr	Additions	107001	2020	10	71,710
0110	163508 KU	CR7 Sump Pumps 2020 KU	KU-134100-CR 7 Structures and Impr	Removals	108901	2020	10	2,387
0110	163643	GH Potable Water Upgrade	KU-131100-GH 4 Struc	Additions	107001	2020	12	204,416
0110	163643	GH Potable Water Upgrade	KU-131100-GH 4 Struc	Removals	108901	2020	12	13,107
0110	163671	BR3-3 Pulv Gearbox Rebuild	KU-131200-EWB 3 Boil	Additions	107001	2020	12	261,624
0110	163671	BR3-3 Pulv Gearbox Rebuild	KU-131200-EWB 3 Boil	Removals	108901	2020	12	9,233
0110	92GH	GH LSP 0-1 Instr Air Comp	KU-131600-GH 4 Misc Power Plant Eq	Additions	107001	2021	9	78,451
0110	92GH	GH LSP 0-1 Instr Air Comp	KU-131600-GH 4 Misc Power Plant Eq	Removals	108901	2021	9	5,081

0110	95GH	GH PLC software Upgrade	KU-131200-GH 4 Boil	Additions	107001	2021	9	100,990
0110	GSEBRDGAK	BR3 GSU DGA Installation KU	KU-131600-EWB 3 Misc Power Plant E	Additions	107001	2021	12	118,753
0110	GSMVMEK	GS GE Vibration Monitor Eqp KU	KU-131600-SL Misc Power Plant Equi	Additions	107001	2020	11	110,020
0110	163618	GH 2-2 BFP Overhaul	KU-131200-GH 2 Boil	Additions	107001	2020	12	67,337
0110	163618	GH 2-2 BFP Overhaul	KU-131200-GH 2 Boil	Removals	108901	2020	12	13,107
0110	148197	BACKUP CC V_WALL RPLC-KU-2021	KU-135310- KY Station Equip -Non Sy	Additions	107001	2021	9	41,302
0110	161066	Sale of KU Xfmr to LGE	KU-135310- KY Station Equip -Non Sy	Additions	107001	2020	9	(3,507,807)
0110	LI-161735	PR Ebenezer Tap Retirement	KU-135500- KY Poles	Removals	108901	2020	10	374,685
0110	00082FACK	KUGO BAS Upgrade/Repl	KU-139010-KY Struc One Quality Bldg	Additions	107001	2021	10	224,000
0110	00097FACK	Pennington Gap BO Annex	KU-139010- VA Structures & Improv	Additions	107001	2021	9	15,185
0110	00097FACK	Pennington Gap BO Annex	KU-139010- VA Structures & Improv	Additions	107001	2021	10	121,476
0110	00097FACK	Pennington Gap BO Annex	KU-139010- VA Structures & Improv	Additions	107001	2021	11	13,166
0110	163393	HARLAN SR REPL EXT SIDING/ROOF	KU-139010- KY Structures & Improv	Additions	107001	2020	11	45,081
0110	163393	HARLAN SR REPL EXT SIDING/ROOF	KU-139010- KY Structures & Improv	Removals	108901	2020	11	4,037
0110	163609	RICHMOND SR DRAINAGE REPL	KU-139010- KY Structures & Improv	Additions	107001	2020	12	29,162
0110	163610	G-TOWN BO REPLACE DOORS	KU-139010- KY Structures & Improv	Additions	107001	2020	11	7,872
0110	IT0783K	Cyberark Licensing-KU20	KU-130300-Misc Intangible Plant	Additions	107001	2020	11	150,862
0110	IT0787K	Meter Reader Hardware-KU20	KU-137000- KY Meters	Additions	107001	2020	9	28,713
0110	IT0791K	PI Tags & Interfaces-KU20	KU-130300-Misc Intangible Plant	Additions	107001	2020	10	107,010
0110	IT0793K	Matlab Licenses for Gen-KU20	KU-130300-Misc Intangible Plant	Additions	107001	2020	10	8,250
0110	IT0795K	Rabbit MQ Implementation-KU20	KU-130300-Misc Intangible Plant	Additions	107001	2020	12	37,130
0110	IT0956K	PeopleSoft Enhance-Fall-KU21	KU-130300-Misc Intangible Plant	Additions	107001	2021	12	49,000
0110	162006	SCM2021 DAN SUB BLDG & GRNDS	KU-136200- KY Station Equipment	Additions	107001	2021	12	51,000
0110	137477	GH2 FGD In & Out Exp Jt 2021	KU-131200-GH 2 Boil	Additions	107001	2021	11	357,036
0110	137477	GH2 FGD In & Out Exp Jt 2021	KU-131200-GH 2 Boil	Removals	108901	2021	11	10,260
0110	154943	GH4 Precip Partial Rebuild 21	KU-131200-GH 4 Boil	Additions	107001	2021	10	421,052
0110	154943	GH4 Precip Partial Rebuild 21	KU-131200-GH 4 Boil	Removals	108901	2021	10	32,556
0110	156873KU	TC CT MKVle PHASE 2-3 CT9	KU-134300-TC 9 Prime Movers	Additions	107001	2021	12	274,712
0110	157072KU	TC STATION AIR COMP OH	KU-131200-TC 2 Boil	Additions	107001	2021	12	55,415
0110	159656	BR 3-1/3-5 Pulv Dyn Classifier	KU-131200-EWB 3 Boil	Additions	107001	2021	11	112,417
0110	159656	BR 3-1/3-5 Pulv Dyn Classifier	KU-131200-EWB 3 Boil	Removals	108901	2021	11	5,130
0110	159820	GH2 CW Piping Repl 21	KU-131400-GH 2 Turbogenerator Unit	Additions	107001	2021	12	621,953
0110	159820	GH2 CW Piping Repl 21	KU-131400-GH 2 Turbogenerator Unit	Removals	108901	2021	12	176,472
0110	160345	BR3 BCWP Ovhl 2021	KU-131200-EWB 3 Boil	Additions	107001	2021	10	81,993
0110	160345	BR3 BCWP Ovhl 2021	KU-131200-EWB 3 Boil	Removals	108901	2021	10	10,204
0110	162526	BR Land Purchase (Clay)	KU-131020-EWB 3 Land	Additions	107001	2021	10	563,000
0110	163324	GH DTLS Control Rm Sec Egress	KU-131100-GH 4 Struc	Additions	107001	2020	11	110,032
0110	163376	BR 3-1 & 3-2 BFP Recirc Valves	KU-131200-EWB 3 Boil	Additions	107001	2020	12	175,501
0110	163376	BR 3-1 & 3-2 BFP Recirc Valves	KU-131200-EWB 3 Boil	Removals	108901	2020	12	5,041
0110	163403	GH DTLS Carryback Conveyor	KU-131100-GH 4 Struc	Additions	107001	2020	10	25,206
0110	163403	GH DTLS Carryback Conveyor	KU-131100-GH 4 Struc	Additions	107001	2020	11	111,048
0110	163555KU	TC "E" CONVEYOR BELT REPLACE	KU-131200-TC 2 Boil	Additions	107001	2020	12	221,541
0110	163555KU	TC "E" CONVEYOR BELT REPLACE	KU-131200-TC 2 Boil	Removals	108901	2020	12	24,198
0110	163632KU	TC "C" COAL CONVEYOR BELT REPL	KU-131200-TC 2 Boil	Additions	107001	2020	12	48,312
0110	163632KU	TC "C" COAL CONVEYOR BELT REPL	KU-131200-TC 2 Boil	Removals	108901	2020	12	12,099
0110	185GH	GH2 DCS Ignitor & Air Controls	KU-131200-GH 2 Boil	Additions	107001	2021	10	25,248
0110	185GH	GH2 DCS Ignitor & Air Controls	KU-131200-GH 2 Boil	Removals	108901	2021	10	4,933

0110	189GH	GH2 PA FlowMonitor on MillsRpl	KU-131200-GH 2 Boil	Additions	107001	2021	10	100,990
0110	189GH	GH2 PA FlowMonitor on MillsRpl	KU-131200-GH 2 Boil	Removals	108901	2021	10	24,663
0110	196GH	GH3 DCS TDBFP SealWtr Inj Ctrl	KU-131200-GH 3 Boil	Additions	107001	2021	10	40,396
0110	196GH	GH3 DCS TDBFP SealWtr Inj Ctrl	KU-131200-GH 3 Boil	Removals	108901	2021	10	4,933
0110	197GH	GH3 FGD Agitator Shaft Repl21	KU-131200-GH 3 Boil	Additions	107001	2021	10	136,337
0110	197GH	GH3 FGD Agitator Shaft Repl21	KU-131200-GH 3 Boil	Removals	108901	2021	10	4,933
0110	157718	ESR Mt Victory-South KY REA	KU-135500- KY Poles	Additions	107001	2021	10	441,650
0110	157718	ESR Mt Victory-South KY REA	KU-135500- KY Poles	Removals	108901	2021	10	64,582
0110	00146FACK	Morehead BO Renovation	KU-139010- KY Structures & Improv	Additions	107001	2021	10	9,111
0110	00146FACK	Morehead BO Renovation	KU-139010- KY Structures & Improv	Additions	107001	2021	11	80,984
0110	00146FACK	Morehead BO Renovation	KU-139010- KY Structures & Improv	Additions	107001	2021	12	10,123
0110	0050FACIK	SIMPSON UPS BATTERY STR I K	KU-139010- KY Structures & Improv	Additions	107001	2021	10	144,050
0110	0050FACTK	SIMPSON UPS BATTERY STR T KU	KU-135220-Struct & Improve-System	Additions	107001	2021	10	100,015
0110	IT0849K	Person Produc Refresh-KU21	KU-130300-Misc Intangible Plant	Additions	107001	2021	12	47,000
0110	162002	SCM2021 DAN MISC CAPITAL PROJ	KU-136200- KY Station Equipment	Additions	107001	2021	11	51,250
0110	162467KU	TC HYDROCYCLONE UPGD	KU-131200-TC 2 Boil	Additions	107001	2021	12	106,622
0110	163378	BR MMHY Vehicle 2020	KU-139200- KY Cars and Light Trucks	Additions	107001	2020	12	41,671
0110	163401	GH DTLS Fire Detection System	KU-131100-GH 4 Struc	Additions	107001	2020	11	22,181
0110	163401	GH DTLS Fire Detection System	KU-131100-GH 4 Struc	Additions	107001	2020	12	77,593
0110	163401	GH DTLS Fire Detection System	KU-131100-GH 4 Struc	Removals	108901	2020	11	3,025
0110	163642	GH3 HPSW Piping Repl	KU-131200-GH 3 Boil	Additions	107001	2020	11	192,523
0110	163642	GH3 HPSW Piping Repl	KU-131200-GH 3 Boil	Removals	108901	2020	11	20,165
0110	163580	POR Bonnieville Batteries	KU-135310- KY Station Equip -Non Sy	Additions	107001	2021	7	21,834
0110	163580	POR Bonnieville Batteries	KU-135310- KY Station Equip -Non Sy	Removals	108901	2021	7	6,742
0110	LI-160930	REL Newtown LFI	KU-135500- KY Poles	Additions	107001	2021	11	88,900
0110	LI-161683	EKPC Lancaster Relocation	KU-135500- KY Poles	Additions	107001	2020	11	(164)
0110	IT0819K	Endpoint Protection Lic-KU21	KU-130300-Misc Intangible Plant	Additions	107001	2021	12	2,350
0110	162003	SCM2021 DAN MISC NESC COMPL	KU-136200- KY Station Equipment	Additions	107001	2021	12	31,000
0110	162016	SCM2021 EARL MISC CAPITAL SUB	KU-136200- KY Station Equipment	Additions	107001	2021	12	51,250
0110	162032	SCM2021 LEX MISC CAPITAL SUB	KU-136200- KY Station Equipment	Additions	107001	2021	12	51,000
0110	162033	SCM2021 LEX MISC NESC COMPL	KU-136200- KY Station Equipment	Additions	107001	2021	12	31,000
0110	162039	SCM2021 LEX SUB BLDNG & GND	KU-136100- KY Struct and Improv	Additions	107001	2021	12	51,000
0110	162060	SCM2021 PINE SUB BLDNG & GND	KU-136100- KY Struct and Improv	Additions	107001	2021	12	51,000
0110	163292	LIBERTY SUB SECURITY	KU-136500- KY Overhead Conductor	Additions	107001	2020	12	75,000
0110	163592	Earlington N-Green River XMUB	KU-136500- KY Overhead Conductor	Additions	107001	2020	12	105,000
0110	151437	GH4 PA Duct Replacement	KU-131200-GH 4 Boil	Additions	107001	2021	12	350,671
0110	151437	GH4 PA Duct Replacement	KU-131200-GH 4 Boil	Removals	108901	2021	12	98,635
0110	163733KU	TC2 CCW PUMPS OH#	KU-131200-TC 2 Boil	Additions	107001	2022	5	119,673
0110	20CAPS315	20CAPS315	KU-136500- KY Overhead Conductor	Additions	107001	2020	12	44,973
0110	20CAPS315	20CAPS315	KU-136500- KY Overhead Conductor	Removals	108901	2020	12	1,011
0110	163730	BR3 Coal Conveyor K Belt Repl	KU-131200-EWB 3 Boil	Additions	107001	2020	9	10,284
0110	163730	BR3 Coal Conveyor K Belt Repl	KU-131200-EWB 3 Boil	Removals	108901	2020	9	1,235
0110	163746 KU	CR7 Building Improvements KU	KU-134100-CR 7 Structures and Impr	Additions	107001	2020	10	78,000
0110	147512	REL Nicholasville MOS	KU-135500- KY Poles	Additions	107001	2020	9	(746)
0110	153073	REL Cynthiana S MOS 569-605	KU-135500- KY Poles	Additions	107001	2020	9	1,341
0110	154275	PCA-Harlan Wye CC Rpl	KU-135310- KY Station Equip -Non Sy	Additions	107001	2020	9	9,208
0110	154275	PCA-Harlan Wye CC Rpl	KU-135310- KY Station Equip -Non Sy	Removals	108901	2020	9	-

0110	158395	POR- West Cliff 702 Mechanism	KU-135310- KY Station Equip -Non Sy	Additions	107001	2020	9	(2,713)
0110	158395	POR- West Cliff 702 Mechanism	KU-135310- KY Station Equip -Non Sy	Removals	108901	2020	9	-
0110	161038	POR-Spare 345kV ABB HMB-8 Mech	KU-135310- KY Station Equip -Non Sy	Additions	107001	2020	9	23,450
0110	SU-000021	PAR-WCliff Arsts604,614,624,634	KU-135310- KY Station Equip -Non Sy	Additions	107001	2020	9	2,634
0110	SU-000021	PAR-WCliff Arsts604,614,624,634	KU-135310- KY Station Equip -Non Sy	Removals	108901	2020	9	-
0110	SU-000148	PRTU Munfordsville (EKP)	KU-135310- KY Station Equip -Non Sy	Additions	107001	2020	9	1,321
0110	SU-000151	PRTU Avon N83 (EKP Tie)	KU-135310- KY Station Equip -Non Sy	Additions	107001	2020	9	1,052
0110	SU-000151	PRTU Avon N83 (EKP Tie)	KU-135310- KY Station Equip -Non Sy	Removals	108901	2020	9	-
0110	SU-000165	PRTU Owen Co. (EKP Tie)	KU-135310- KY Station Equip -Non Sy	Additions	107001	2020	9	1,363
0110	SU-000165	PRTU Owen Co. (EKP Tie)	KU-135310- KY Station Equip -Non Sy	Removals	108901	2020	9	-
0110	SU-000200	REL-Hardesty 69 RTU	KU-135310- KY Station Equip -Non Sy	Additions	107001	2020	9	(227)
0110	SU-000332	PRTU-Garrard KU Load on EKP	KU-135310- KY Station Equip -Non Sy	Additions	107001	2020	9	1,022
0110	SU-000332	PRTU-Garrard KU Load on EKP	KU-135310- KY Station Equip -Non Sy	Removals	108901	2020	9	-
0110	SU-000333	PRTU-Keoke TVA Load	KU-135310- KY Station Equip -Non Sy	Additions	107001	2020	9	1,022
0110	SU-000333	PRTU-Keoke TVA Load	KU-135310- KY Station Equip -Non Sy	Removals	108901	2020	9	-
0110	SU-000334	PRTU-Owingsville KU Load on EK	KU-135310- KY Station Equip -Non Sy	Additions	107001	2020	9	1,363
0110	SU-000334	PRTU-Owingsville KU Load on EK	KU-135310- KY Station Equip -Non Sy	Removals	108901	2020	9	-
0110	157534	PRTU- Marion Co EKPC Tie	KU-135310- KY Station Equip -Non Sy	Removals	108901	2020	9	-
0110	163685	Tesco Amp Meter and Amp Probes	KU-139400- KY Tools, Shop, Garage	Additions	107001	2020	10	28,000
0110	IT0448K	Network Access Devices-KU19	KU-139700-KY Microwave,Fiber,Other	Additions	107001	2020	9	67,109
0110	IT0448KU	Network Access Dev-KU19-DIRECT	KU-139700-KY Microwave,Fiber,Other	Additions	107001	2020	9	(67,109)
0110	163686KU	STT STORAGE SPACE KU	KU-139400- KY Tools, Shop, Garage	Additions	107001	2020	11	17,888
0110	163691KU	STT STONE RD TRNG YD KU	KU-139400- KY Tools, Shop, Garage	Additions	107001	2020	11	22,956
0110	163695KU	TC REACTANT PREP SEAL WATER	KU-131200-TC 2 Boil	Additions	107001	2020	12	28,302
0110	163749	BR Solar Farm Security Cameras	KU-134600-EWB Solar Misc Power Plt	Additions	107001	2020	12	100,282
0110	163754	GH3 ID Fan Inlet Exp Jt Repl	KU-131200-GH 3 Boil	Additions	107001	2020	11	59,953
0110	163754	GH3 ID Fan Inlet Exp Jt Repl	KU-131200-GH 3 Boil	Removals	108901	2020	11	10,082
0110	163694	RICHMOND DRIVE THRU RECONF	KU-139010- KY Structures & Improv	Additions	107001	2020	11	48,000
0110	163757	DANVILLE SR RENOVATION	KU-139010- KY Structures & Improv	Additions	107001	2020	12	189,007
0110	163703	GH L2 Conveyor Repl 20	KU-131200-GH4 FGD Boil	Additions	107001	2020	12	11,592
0110	163703	GH L2 Conveyor Repl 20	KU-131200-GH4 FGD Boil	Removals	108901	2020	12	2,218
0110	163750	BR Forklifts (CCRT&CT)	KU-131600-EWB 3 Misc Power Plant E	Additions	107001	2020	12	66,494
0110	163758	LONDON OPS PARKING LOT	KU-139010- KY Structures & Improv	Additions	107001	2020	12	55,000
0110	157054	SCM2020 EARL MISC NESC COMPL	KU-136200- KY Station Equipment	Additions	107001	2020	12	(213)
0110	158929KU	GS Transformer prot CR7KU	KU-134500-CR 7 Accessory Electric	Additions	107001	2020	9	9
0110	LI-160502	TEP Paint Lick Cap	KU-135500- KY Poles	Additions	107001	2020	9	-
0110	152800	GH 1-4 BCWP Major Ovrhl 20	KU-131200-GH 1 Boil	Additions	107001	2020	9	4,829
0110	152800	GH 1-4 BCWP Major Ovrhl 20	KU-131200-GH 1 Boil	Removals	108901	2020	9	3,112
0110	159065KU	TC SAFETY - 2019*	KU-131600-TC 2 Misc Power Plant Equ	Additions	107001	2020	9	-
0110	162813KU	TC HVAC UNIT REPLACEMENT	KU-131100-TC2 Struct	Additions	107001	2020	12	13,203
0110	159750	GH4 Main Condenser Exp JtRpl20	KU-131400-GH 4 Turbogenerator Unit	Removals	108901	2020	9	1,853

company_id	fcst_depr_group_id	gl_post_mo_yr	fcst_depr_version_id	retirements	Year	Month
KENTUCKY UTILITIES COMPANY	KU-130300-Misc Intangible Plant	7/1/2020	Actuals	(901,804.19)	2020	7
KENTUCKY UTILITIES COMPANY	KU-131100-EWB 1 Structures and Imp	7/1/2020	Actuals	(13,126.92)	2020	7
KENTUCKY UTILITIES COMPANY	KU-131100-EWB 3 Struc	7/1/2020	Actuals	(10,589.44)	2020	7
KENTUCKY UTILITIES COMPANY	KU-131100-GH 1 Struc	7/1/2020	Actuals	(9,984.50)	2020	7
KENTUCKY UTILITIES COMPANY	KU-131100-GH 3 Struc	7/1/2020	Actuals	(5,434.21)	2020	7
KENTUCKY UTILITIES COMPANY	KU-131100-GH 4 Struc	7/1/2020	Actuals	(43,415.54)	2020	7
KENTUCKY UTILITIES COMPANY	KU-131100-GH 4 Struc ECR 2009	7/1/2020	Actuals	(195,213.68)	2020	7
KENTUCKY UTILITIES COMPANY	KU-131200-EWB 3 Boil	7/1/2020	Actuals	(556,398.67)	2020	7
KENTUCKY UTILITIES COMPANY	KU-131200-EWB 3 Boil ECR 2011	7/1/2020	Actuals	(65,119.09)	2020	7
KENTUCKY UTILITIES COMPANY	KU-131200-EWB3 FGD Boil	7/1/2020	Actuals	(217,713.64)	2020	7
KENTUCKY UTILITIES COMPANY	KU-131200-GH 1 Boil	7/1/2020	Actuals	(75,281.76)	2020	7
KENTUCKY UTILITIES COMPANY	KU-131200-GH 2 Boil	7/1/2020	Actuals	(502,578.62)	2020	7
KENTUCKY UTILITIES COMPANY	KU-131200-GH 2 Boil ECR 2011	7/1/2020	Actuals	(44,257.42)	2020	7
KENTUCKY UTILITIES COMPANY	KU-131200-GH 2SC Boil	7/1/2020	Actuals	(114,783.50)	2020	7
KENTUCKY UTILITIES COMPANY	KU-131200-GH 3 Boil	7/1/2020	Actuals	(395,583.90)	2020	7
KENTUCKY UTILITIES COMPANY	KU-131200-GH 4 Boil	7/1/2020	Actuals	(136,364.92)	2020	7
KENTUCKY UTILITIES COMPANY	KU-131200-GH 4 Boil ECR 2011	7/1/2020	Actuals	(121,507.85)	2020	7
KENTUCKY UTILITIES COMPANY	KU-131200-GH3 FGD Boil	7/1/2020	Actuals	(113,717.81)	2020	7
KENTUCKY UTILITIES COMPANY	KU-131400-EWB 3 Turbogenerator Uni	7/1/2020	Actuals	(122,120.54)	2020	7
KENTUCKY UTILITIES COMPANY	KU-131400-GH 1 Turbogenerator Unit	7/1/2020	Actuals	(3,200.25)	2020	7
KENTUCKY UTILITIES COMPANY	KU-131400-GH 2 Turbogenerator Unit	7/1/2020	Actuals	(303,891.55)	2020	7
KENTUCKY UTILITIES COMPANY	KU-131400-GH 4 Turbogenerator Unit	7/1/2020	Actuals	(44,890.25)	2020	7
KENTUCKY UTILITIES COMPANY	KU-131600-GH 4 Misc Power Plant Eq	7/1/2020	Actuals	(12,492.14)	2020	7
KENTUCKY UTILITIES COMPANY	KU-135310- KY Station Equip -Non Sy	7/1/2020	Actuals	(35,437.32)	2020	7
KENTUCKY UTILITIES COMPANY	KU-136200- KY Station Equipment	7/1/2020	Actuals	(10,964.04)	2020	7
KENTUCKY UTILITIES COMPANY	KU-136400-KY Poles, Towers, and Fix	7/1/2020	Actuals	(3,369.16)	2020	7
KENTUCKY UTILITIES COMPANY	KU-136500- KY Overhead Conductor	7/1/2020	Actuals	(7,118.68)	2020	7
KENTUCKY UTILITIES COMPANY	KU-136700- KY Undergrnd Conductors	7/1/2020	Actuals	(38,394.80)	2020	7
KENTUCKY UTILITIES COMPANY	KU-139010- KY Structures & Improv	7/1/2020	Actuals	(16,391.50)	2020	7
KENTUCKY UTILITIES COMPANY	KU-139110- KY Office Equipment	7/1/2020	Actuals	(3,439.13)	2020	7
KENTUCKY UTILITIES COMPANY	KU-139120-KY Non PC Computer Equip	7/1/2020	Actuals	(182,566.93)	2020	7
KENTUCKY UTILITIES COMPANY	KU-139131-Personal Computers	7/1/2020	Actuals	(38,191.34)	2020	7
KENTUCKY UTILITIES COMPANY	KU-139300- KY Stores Equipment	7/1/2020	Actuals	(1,156.27)	2020	7
KENTUCKY UTILITIES COMPANY	KU-139400- KY Tools, Shop, Garage	7/1/2020	Actuals	(16,455.07)	2020	7
LOUISVILLE GAS & ELECTRIC COMPANY	LGE-131100-Mill Creek Unit 2 Struct	7/1/2020	Actuals	(3,493.45)	2020	7
LOUISVILLE GAS & ELECTRIC COMPANY	LGE-131200-MC Unit 1 Boil	7/1/2020	Actuals	(790.35)	2020	7
LOUISVILLE GAS & ELECTRIC COMPANY	LGE-131200-MC Unit 2 Boil	7/1/2020	Actuals	(25,885.72)	2020	7
LOUISVILLE GAS & ELECTRIC COMPANY	LGE-131200-MC Unit 3 Boil	7/1/2020	Actuals	(574,947.56)	2020	7
LOUISVILLE GAS & ELECTRIC COMPANY	LGE-131200-MC Unit 4 Boil	7/1/2020	Actuals	(142,978.35)	2020	7
LOUISVILLE GAS & ELECTRIC COMPANY	LGE-131200-MC4 SO2 Boil	7/1/2020	Actuals	(28,562.63)	2020	7
LOUISVILLE GAS & ELECTRIC COMPANY	LGE-131400-Mill Creek Unit 3 Turbog	7/1/2020	Actuals	(166,910.94)	2020	7
LOUISVILLE GAS & ELECTRIC COMPANY	LGE-131500-Mill Creek Unit 3 Access	7/1/2020	Actuals	(98,368.94)	2020	7
LOUISVILLE GAS & ELECTRIC COMPANY	LGE-131500-Mill Creek Unit 4 Access	7/1/2020	Actuals	(29,539.61)	2020	7
LOUISVILLE GAS & ELECTRIC COMPANY	LGE-131600-Mill Creek Unit 3 Misc.	7/1/2020	Actuals	(33,921.67)	2020	7
LOUISVILLE GAS & ELECTRIC COMPANY	LGE-131600-Mill Creek Unit 4 Misc.	7/1/2020	Actuals	(41,684.34)	2020	7
LOUISVILLE GAS & ELECTRIC COMPANY	LGE-131707-ARO Cost Steam (Eq)	7/1/2020	Actuals	(12,043.19)	2020	7

LOUISVILLE GAS & ELECTRIC COMPANY	LGE-135310- KY Elec Transmission -	7/1/2020 Actuals	(793.68)	2020	7
LOUISVILLE GAS & ELECTRIC COMPANY	LGE-136400-Electric Distribution -	7/1/2020 Actuals	(328.22)	2020	7
LOUISVILLE GAS & ELECTRIC COMPANY	LGE-136500-Electric Distribution -	7/1/2020 Actuals	(2,301.10)	2020	7
LOUISVILLE GAS & ELECTRIC COMPANY	LGE-136600-Electric Distribution -	7/1/2020 Actuals	(154,171.63)	2020	7
LOUISVILLE GAS & ELECTRIC COMPANY	LGE-136700-Electric Distribution -	7/1/2020 Actuals	(217.09)	2020	7
LOUISVILLE GAS & ELECTRIC COMPANY	LGE-235120-Gas Storage Undg. - Comp	7/1/2020 Actuals	(1,408.30)	2020	7
LOUISVILLE GAS & ELECTRIC COMPANY	LGE-237600-Gas Distribution - Mains	7/1/2020 Actuals	(1,720.38)	2020	7
LOUISVILLE GAS & ELECTRIC COMPANY	LGE-237900-Gas Distribution - City	7/1/2020 Actuals	(35.94)	2020	7
LOUISVILLE GAS & ELECTRIC COMPANY	LGE-238807-ARO Cost Gas Dist (Eqp)	7/1/2020 Actuals	(9,952.16)	2020	7
LOUISVILLE GAS & ELECTRIC COMPANY	LGE-330300-Misc Intang Plant-Softwa	7/1/2020 Actuals	(718,464.69)	2020	7
LOUISVILLE GAS & ELECTRIC COMPANY	LGE-339110-Office Furniture	7/1/2020 Actuals	(111,946.75)	2020	7
LOUISVILLE GAS & ELECTRIC COMPANY	LGE-339130-Computer Eq	7/1/2020 Actuals	(129,195.06)	2020	7
LOUISVILLE GAS & ELECTRIC COMPANY	LGE-339131-Personal Computers	7/1/2020 Actuals	(156,328.28)	2020	7
KENTUCKY UTILITIES COMPANY	KU-130300-Misc Intangible Plant	8/1/2020 Actuals	(2,715,784.82)	2020	8
KENTUCKY UTILITIES COMPANY	KU-131200-EWB 3 Boil	8/1/2020 Actuals	(64,535.80)	2020	8
KENTUCKY UTILITIES COMPANY	KU-131200-EWB3 FGD Boil	8/1/2020 Actuals	(28,404.44)	2020	8
KENTUCKY UTILITIES COMPANY	KU-131200-GH 1 Boil	8/1/2020 Actuals	(142,946.39)	2020	8
KENTUCKY UTILITIES COMPANY	KU-131200-GH 3 Boil	8/1/2020 Actuals	(331,130.15)	2020	8
KENTUCKY UTILITIES COMPANY	KU-131200-GH 4 Boil	8/1/2020 Actuals	(3,407,703.94)	2020	8
KENTUCKY UTILITIES COMPANY	KU-131200-GH4 FGD Boil	8/1/2020 Actuals	(116,834.45)	2020	8
KENTUCKY UTILITIES COMPANY	KU-131400-EWB 3 Turbogenerator Uni	8/1/2020 Actuals	(73,634.73)	2020	8
KENTUCKY UTILITIES COMPANY	KU-131400-GH 2 Turbogenerator Unit	8/1/2020 Actuals	(249,436.80)	2020	8
KENTUCKY UTILITIES COMPANY	KU-131400-GH 3 Turbogenerator Unit	8/1/2020 Actuals	(28,362.59)	2020	8
KENTUCKY UTILITIES COMPANY	KU-131400-GH 4 Turbogenerator Unit	8/1/2020 Actuals	(28,337.39)	2020	8
KENTUCKY UTILITIES COMPANY	KU-131500-EWB 3 FGD Acc	8/1/2020 Actuals	(137,955.49)	2020	8
KENTUCKY UTILITIES COMPANY	KU-131500-GH 4 Accessory Electric	8/1/2020 Actuals	(13,073.24)	2020	8
KENTUCKY UTILITIES COMPANY	KU-131600-GH 4 Misc Power Plant Eq	8/1/2020 Actuals	(25,118.24)	2020	8
KENTUCKY UTILITIES COMPANY	KU-131707-ARO Cost Steam (Eqp)	8/1/2020 Actuals	(59,476.51)	2020	8
KENTUCKY UTILITIES COMPANY	KU-134100-EWB 6 Structures and Imp	8/1/2020 Actuals	(6,041.84)	2020	8
KENTUCKY UTILITIES COMPANY	KU-134300-Cane Run 7 Prime Movers	8/1/2020 Actuals	(414,205.18)	2020	8
KENTUCKY UTILITIES COMPANY	KU-134300-TC 10 Prime Movers	8/1/2020 Actuals	(114,294.79)	2020	8
KENTUCKY UTILITIES COMPANY	KU-134300-TC 9 Prime Movers	8/1/2020 Actuals	(51,239.86)	2020	8
KENTUCKY UTILITIES COMPANY	KU-134400-TC 10 Generators	8/1/2020 Actuals	(90,163.96)	2020	8
KENTUCKY UTILITIES COMPANY	KU-135310- KY Station Equip -Non Sy	8/1/2020 Actuals	(60,741.96)	2020	8
KENTUCKY UTILITIES COMPANY	KU-135500- KY Poles	8/1/2020 Actuals	(224,592.18)	2020	8
KENTUCKY UTILITIES COMPANY	KU-136400-KY Poles, Towers, and Fix	8/1/2020 Actuals	(30,373.17)	2020	8
KENTUCKY UTILITIES COMPANY	KU-136500- KY Overhead Conductor	8/1/2020 Actuals	(257,014.19)	2020	8
KENTUCKY UTILITIES COMPANY	KU-136700- KY Undergrnd Conductors	8/1/2020 Actuals	(123,568.27)	2020	8
KENTUCKY UTILITIES COMPANY	KU-137300- KY Str Lighting and Sign	8/1/2020 Actuals	(101,132.40)	2020	8
KENTUCKY UTILITIES COMPANY	KU-139010- KY Structures & Improv	8/1/2020 Actuals	(7,014.91)	2020	8
KENTUCKY UTILITIES COMPANY	KU-139120-KY Non PC Computer Equip	8/1/2020 Actuals	(1,086,951.20)	2020	8
KENTUCKY UTILITIES COMPANY	KU-139131-Personal Computers	8/1/2020 Actuals	(992,534.85)	2020	8
KENTUCKY UTILITIES COMPANY	KU-139200-KY Cars and Light Trucks-	8/1/2020 Actuals	(58,759.78)	2020	8
KENTUCKY UTILITIES COMPANY	KU-139210- KY Heavy Trucks & Other-	8/1/2020 Actuals	(6,659.48)	2020	8
KENTUCKY UTILITIES COMPANY	KU-139300- KY Stores Equipment	8/1/2020 Actuals	(11,711.30)	2020	8
KENTUCKY UTILITIES COMPANY	KU-139400- KY Tools, Shop, Garage	8/1/2020 Actuals	(28,667.37)	2020	8
KENTUCKY UTILITIES COMPANY	KU-139610-KY Power Op Equip-Lg Mach	8/1/2020 Actuals	(35,371.87)	2020	8

KENTUCKY UTILITIES COMPANY	KU-139700-KY Microwave,Fiber,Other	8/1/2020 Actuals	(16,060.95)	2020	8
LOUISVILLE GAS & ELECTRIC COMPANY	LGE-131200-MC Unit 3 Boil	8/1/2020 Actuals	(77,272.18)	2020	8
LOUISVILLE GAS & ELECTRIC COMPANY	LGE-131400-Mill Creek Unit 3 Turbog	8/1/2020 Actuals	(94,250.49)	2020	8
LOUISVILLE GAS & ELECTRIC COMPANY	LGE-131600-Trimble Unit 1 Misc. Pow	8/1/2020 Actuals	(10,516.74)	2020	8
LOUISVILLE GAS & ELECTRIC COMPANY	LGE-134100-EWB 7 Structures and Imp	8/1/2020 Actuals	(2,523.50)	2020	8
LOUISVILLE GAS & ELECTRIC COMPANY	LGE-134300-PR 13 Prime Movers	8/1/2020 Actuals	(3,696.81)	2020	8
LOUISVILLE GAS & ELECTRIC COMPANY	LGE-134300-TC 10 Prime Movers	8/1/2020 Actuals	(62,234.10)	2020	8
LOUISVILLE GAS & ELECTRIC COMPANY	LGE-134300-TC 9 Prime Movers	8/1/2020 Actuals	(30,093.25)	2020	8
LOUISVILLE GAS & ELECTRIC COMPANY	LGE-134400-TC 10 Generators	8/1/2020 Actuals	(46,447.97)	2020	8
LOUISVILLE GAS & ELECTRIC COMPANY	LGE-136200- KY Elect Dist Substati	8/1/2020 Actuals	(173,494.46)	2020	8
LOUISVILLE GAS & ELECTRIC COMPANY	LGE-136400-Electric Distribution -	8/1/2020 Actuals	(61,124.05)	2020	8
LOUISVILLE GAS & ELECTRIC COMPANY	LGE-136500-Electric Distribution -	8/1/2020 Actuals	(65,452.61)	2020	8
LOUISVILLE GAS & ELECTRIC COMPANY	LGE-136600-Electric Distribution -	8/1/2020 Actuals	(21.99)	2020	8
LOUISVILLE GAS & ELECTRIC COMPANY	LGE-136700-Electric Distribution -	8/1/2020 Actuals	(10,095.03)	2020	8
LOUISVILLE GAS & ELECTRIC COMPANY	LGE-137310-Electric Distribution -	8/1/2020 Actuals	(1,094.34)	2020	8
LOUISVILLE GAS & ELECTRIC COMPANY	LGE-139200 - Cars & Light Trucks-	8/1/2020 Actuals	(64,232.99)	2020	8
LOUISVILLE GAS & ELECTRIC COMPANY	LGE-139210 - Heavy Trucks & Other-	8/1/2020 Actuals	(61,093.79)	2020	8
LOUISVILLE GAS & ELECTRIC COMPANY	LGE-139610-Power Op Equip-Lg Mach-	8/1/2020 Actuals	(92,181.09)	2020	8
LOUISVILLE GAS & ELECTRIC COMPANY	LGE-235020-Gas Storage Underground	8/1/2020 Actuals	(9,255.90)	2020	8
LOUISVILLE GAS & ELECTRIC COMPANY	LGE-235240- KY Gas Storage Undergrd	8/1/2020 Actuals	(100,676.08)	2020	8
LOUISVILLE GAS & ELECTRIC COMPANY	LGE-235255- IN Gas Stor UG	8/1/2020 Actuals	(150,779.39)	2020	8
LOUISVILLE GAS & ELECTRIC COMPANY	LGE-235255- KY Gas Stor UG	8/1/2020 Actuals	(249,185.24)	2020	8
LOUISVILLE GAS & ELECTRIC COMPANY	LGE-235807-ARO Cost Gas UG Store (E	8/1/2020 Actuals	(819,567.19)	2020	8
LOUISVILLE GAS & ELECTRIC COMPANY	LGE-237600-Gas Distribution - Mains	8/1/2020 Actuals	(89,278.22)	2020	8
LOUISVILLE GAS & ELECTRIC COMPANY	LGE-237800-Gas Distribution - Measu	8/1/2020 Actuals	(8,933.52)	2020	8
LOUISVILLE GAS & ELECTRIC COMPANY	LGE-237900-Gas Distribution - City	8/1/2020 Actuals	(10,837.68)	2020	8
LOUISVILLE GAS & ELECTRIC COMPANY	LGE-238000-Gas Distribution - Gas S	8/1/2020 Actuals	(90,588.70)	2020	8
LOUISVILLE GAS & ELECTRIC COMPANY	LGE-238807-ARO Cost Gas Dist (Eqp)	8/1/2020 Actuals	(1,631,539.03)	2020	8
LOUISVILLE GAS & ELECTRIC COMPANY	LGE-239220-Transportation Equip-Tra	8/1/2020 Actuals	(2,406.04)	2020	8
LOUISVILLE GAS & ELECTRIC COMPANY	LGE-330300-Misc Intang Plant-Softwa	8/1/2020 Actuals	(3,018,274.37)	2020	8
LOUISVILLE GAS & ELECTRIC COMPANY	LGE-339010-Struct-LGE Bldg Owned	8/1/2020 Actuals	(5,866.75)	2020	8
LOUISVILLE GAS & ELECTRIC COMPANY	LGE-339110-Office Furniture	8/1/2020 Actuals	(49,529.04)	2020	8
LOUISVILLE GAS & ELECTRIC COMPANY	LGE-339130-Computer Eq	8/1/2020 Actuals	(866,862.20)	2020	8
LOUISVILLE GAS & ELECTRIC COMPANY	LGE-339131-Personal Computers	8/1/2020 Actuals	(989,084.82)	2020	8
LOUISVILLE GAS & ELECTRIC COMPANY	LGE-339610-Power Op Equip- Lg Mach-	8/1/2020 Actuals	(30,196.78)	2020	8
KENTUCKY UTILITIES COMPANY	KU-130300-Misc Intangible Plant	9/1/2020 Retirements 2021 BP	(471,420.56)	2020	9
KENTUCKY UTILITIES COMPANY	KU-131200-GH 1 Boil	9/1/2020 Retirements 2021 BP	(107,813.05)	2020	9
KENTUCKY UTILITIES COMPANY	KU-131200-GH 3 Boil	9/1/2020 Retirements 2021 BP	(138,686.09)	2020	9
KENTUCKY UTILITIES COMPANY	KU-131200-GH 4 Boil	9/1/2020 Retirements 2021 BP	(77,442.66)	2020	9
KENTUCKY UTILITIES COMPANY	KU-131200-GH 4 Boil	9/1/2020 Retirements 2021 BP	(78,502.29)	2020	9
KENTUCKY UTILITIES COMPANY	KU-131200-TC 2 Boil	9/1/2020 Retirements 2021 BP	(125,147.69)	2020	9
KENTUCKY UTILITIES COMPANY	KU-131400-GH 3 Turbogenerator Unit	9/1/2020 Retirements 2021 BP	(83,713.59)	2020	9
KENTUCKY UTILITIES COMPANY	KU-131400-TC 2 Turbogenerator Unit	9/1/2020 Retirements 2021 BP	(46,182.80)	2020	9
KENTUCKY UTILITIES COMPANY	KU-135310- KY Station Equip -Non Sy	9/1/2020 Retirements 2021 BP	(179,559.59)	2020	9
KENTUCKY UTILITIES COMPANY	KU-135500- KY Poles	9/1/2020 Retirements 2021 BP	(172,659.33)	2020	9
KENTUCKY UTILITIES COMPANY	KU-135600-KY OH Cond	9/1/2020 Retirements 2021 BP	(94,787.49)	2020	9
KENTUCKY UTILITIES COMPANY	KU-136200- KY Station Equipment	9/1/2020 Retirements 2021 BP	(70,132.61)	2020	9

KENTUCKY UTILITIES COMPANY	KU-136400-KY Poles, Towers, and Fix	9/1/2020	Retirements 2021 BP	(85,294.83)	2020	9
KENTUCKY UTILITIES COMPANY	KU-136500- KY Overhead Conductor	9/1/2020	Retirements 2021 BP	(410,830.56)	2020	9
KENTUCKY UTILITIES COMPANY	KU-136800- KY Line Transformers	9/1/2020	Retirements 2021 BP	(158,881.83)	2020	9
KENTUCKY UTILITIES COMPANY	KU-137000- KY Meters	9/1/2020	Retirements 2021 BP	(202,727.06)	2020	9
KENTUCKY UTILITIES COMPANY	KU-137300- KY Str Lighting and Sign	9/1/2020	Retirements 2021 BP	(94,075.58)	2020	9
KENTUCKY UTILITIES COMPANY	KU-139110- KY Office Equipment	9/1/2020	Retirements 2021 BP	(21,469.55)	2020	9
KENTUCKY UTILITIES COMPANY	KU-139120-KY Non PC Computer Equip	9/1/2020	Retirements 2021 BP	(1,673,011.26)	2020	9
KENTUCKY UTILITIES COMPANY	KU-139400- KY Tools, Shop, Garage	9/1/2020	Retirements 2021 BP	(6,132.97)	2020	9
LOUISVILLE GAS & ELECTRIC COMPANY	LGE-131200-MC Unit 2 Boil	9/1/2020	Retirements 2021 BP	(41,877.37)	2020	9
LOUISVILLE GAS & ELECTRIC COMPANY	LGE-131200-MC Unit 3 Boil	9/1/2020	Retirements 2021 BP	(90,648.63)	2020	9
LOUISVILLE GAS & ELECTRIC COMPANY	LGE-131200-MC Unit 4 Boil	9/1/2020	Retirements 2021 BP	(133,579.45)	2020	9
LOUISVILLE GAS & ELECTRIC COMPANY	LGE-131200-MC4 SO2 Boil	9/1/2020	Retirements 2021 BP	(53,751.84)	2020	9
LOUISVILLE GAS & ELECTRIC COMPANY	LGE-131200-TC Unit 1 Boil	9/1/2020	Retirements 2021 BP	(79,183.99)	2020	9
LOUISVILLE GAS & ELECTRIC COMPANY	LGE-135310- KY Elec Transmission -	9/1/2020	Retirements 2021 BP	(150,908.35)	2020	9
LOUISVILLE GAS & ELECTRIC COMPANY	LGE-136400-Electric Distribution -	9/1/2020	Retirements 2021 BP	(148,616.20)	2020	9
LOUISVILLE GAS & ELECTRIC COMPANY	LGE-136500-Electric Distribution -	9/1/2020	Retirements 2021 BP	(154,638.26)	2020	9
LOUISVILLE GAS & ELECTRIC COMPANY	LGE-136700-Electric Distribution -	9/1/2020	Retirements 2021 BP	(70,135.37)	2020	9
LOUISVILLE GAS & ELECTRIC COMPANY	LGE-136800-Line Transformers	9/1/2020	Retirements 2021 BP	(82,150.10)	2020	9
LOUISVILLE GAS & ELECTRIC COMPANY	LGE-137000-Meters	9/1/2020	Retirements 2021 BP	(59,517.36)	2020	9
LOUISVILLE GAS & ELECTRIC COMPANY	LGE-235020-Gas Storage Underground	9/1/2020	Retirements 2021 BP	(4,590,665.08)	2020	9
LOUISVILLE GAS & ELECTRIC COMPANY	LGE-237600-Gas Distribution - Mains	9/1/2020	Retirements 2021 BP	(13,252.32)	2020	9
LOUISVILLE GAS & ELECTRIC COMPANY	LGE-238000-Gas Distribution - Gas S	9/1/2020	Retirements 2021 BP	(199,671.91)	2020	9
LOUISVILLE GAS & ELECTRIC COMPANY	LGE-238100-Meters	9/1/2020	Retirements 2021 BP	(69,792.71)	2020	9
LOUISVILLE GAS & ELECTRIC COMPANY	LGE-239220-Transportation Equip-Tra	9/1/2020	Retirements 2021 BP	(14,451.24)	2020	9
LOUISVILLE GAS & ELECTRIC COMPANY	LGE-330300-Misc Intang Plant-Softwa	9/1/2020	Retirements 2021 BP	(465,620.74)	2020	9
LOUISVILLE GAS & ELECTRIC COMPANY	LGE-339110-Office Furniture	9/1/2020	Retirements 2021 BP	(30,487.15)	2020	9
LOUISVILLE GAS & ELECTRIC COMPANY	LGE-339130-Computer Eq	9/1/2020	Retirements 2021 BP	(632,761.78)	2020	9
KENTUCKY UTILITIES COMPANY	KU-130300-Misc Intangible Plant	10/1/2020	Retirements 2021 BP	(94,486.20)	2020	10
KENTUCKY UTILITIES COMPANY	KU-130310-CCS Software	10/1/2020	Retirements 2021 BP	(12,112.24)	2020	10
KENTUCKY UTILITIES COMPANY	KU-131200-GH 1 Boil	10/1/2020	Retirements 2021 BP	(69,247.90)	2020	10
KENTUCKY UTILITIES COMPANY	KU-131200-GH 3 Boil	10/1/2020	Retirements 2021 BP	(89,077.53)	2020	10
KENTUCKY UTILITIES COMPANY	KU-131200-GH 4 Boil	10/1/2020	Retirements 2021 BP	(49,741.12)	2020	10
KENTUCKY UTILITIES COMPANY	KU-131200-GH 4 Boil	10/1/2020	Retirements 2021 BP	(50,421.71)	2020	10
KENTUCKY UTILITIES COMPANY	KU-131200-TC 2 Boil	10/1/2020	Retirements 2021 BP	(80,381.87)	2020	10
KENTUCKY UTILITIES COMPANY	KU-131400-GH 3 Turbogenerator Unit	10/1/2020	Retirements 2021 BP	(53,768.91)	2020	10
KENTUCKY UTILITIES COMPANY	KU-131400-TC 2 Turbogenerator Unit	10/1/2020	Retirements 2021 BP	(29,663.03)	2020	10
KENTUCKY UTILITIES COMPANY	KU-135310- KY Station Equip -Non Sy	10/1/2020	Retirements 2021 BP	(248,894.93)	2020	10
KENTUCKY UTILITIES COMPANY	KU-135500- KY Poles	10/1/2020	Retirements 2021 BP	(239,330.19)	2020	10
KENTUCKY UTILITIES COMPANY	KU-135600-KY OH Cond	10/1/2020	Retirements 2021 BP	(131,388.85)	2020	10
KENTUCKY UTILITIES COMPANY	KU-136200- KY Station Equipment	10/1/2020	Retirements 2021 BP	(137,352.67)	2020	10
KENTUCKY UTILITIES COMPANY	KU-136400-KY Poles, Towers, and Fix	10/1/2020	Retirements 2021 BP	(167,047.43)	2020	10
KENTUCKY UTILITIES COMPANY	KU-136500- KY Overhead Conductor	10/1/2020	Retirements 2021 BP	(804,599.62)	2020	10
KENTUCKY UTILITIES COMPANY	KU-136800- KY Line Transformers	10/1/2020	Retirements 2021 BP	(311,165.41)	2020	10
KENTUCKY UTILITIES COMPANY	KU-137000- KY Meters	10/1/2020	Retirements 2021 BP	(185,742.59)	2020	10
KENTUCKY UTILITIES COMPANY	KU-137300- KY Str Lighting and Sign	10/1/2020	Retirements 2021 BP	(184,244.27)	2020	10
KENTUCKY UTILITIES COMPANY	KU-139110- KY Office Equipment	10/1/2020	Retirements 2021 BP	(68,335.94)	2020	10
KENTUCKY UTILITIES COMPANY	KU-139120-KY Non PC Computer Equip	10/1/2020	Retirements 2021 BP	(331,894.34)	2020	10

KENTUCKY UTILITIES COMPANY	KU-139131-Personal Computers	10/1/2020	Retirements 2021 BP	(76,980.33)	2020	10
LOUISVILLE GAS & ELECTRIC COMPANY	LGE-131200-MC Unit 2 Boil	10/1/2020	Retirements 2021 BP	(26,897.67)	2020	10
LOUISVILLE GAS & ELECTRIC COMPANY	LGE-131200-MC Unit 3 Boil	10/1/2020	Retirements 2021 BP	(58,223.26)	2020	10
LOUISVILLE GAS & ELECTRIC COMPANY	LGE-131200-MC Unit 4 Boil	10/1/2020	Retirements 2021 BP	(85,797.56)	2020	10
LOUISVILLE GAS & ELECTRIC COMPANY	LGE-131200-MC4 SO2 Boil	10/1/2020	Retirements 2021 BP	(34,524.60)	2020	10
LOUISVILLE GAS & ELECTRIC COMPANY	LGE-131200-TC Unit 1 Boil	10/1/2020	Retirements 2021 BP	(50,859.56)	2020	10
LOUISVILLE GAS & ELECTRIC COMPANY	LGE-135310- KY Elec Transmission -	10/1/2020	Retirements 2021 BP	(209,180.28)	2020	10
LOUISVILLE GAS & ELECTRIC COMPANY	LGE-136400-Electric Distribution -	10/1/2020	Retirements 2021 BP	(291,060.48)	2020	10
LOUISVILLE GAS & ELECTRIC COMPANY	LGE-136500-Electric Distribution -	10/1/2020	Retirements 2021 BP	(302,854.50)	2020	10
LOUISVILLE GAS & ELECTRIC COMPANY	LGE-136700-Electric Distribution -	10/1/2020	Retirements 2021 BP	(137,358.06)	2020	10
LOUISVILLE GAS & ELECTRIC COMPANY	LGE-136800-Line Transformers	10/1/2020	Retirements 2021 BP	(160,888.56)	2020	10
LOUISVILLE GAS & ELECTRIC COMPANY	LGE-137000-Meters	10/1/2020	Retirements 2021 BP	(116,563.02)	2020	10
LOUISVILLE GAS & ELECTRIC COMPANY	LGE-236710-Gas Transmission GLT	10/1/2020	Retirements 2021 BP	(1,294,843.89)	2020	10
LOUISVILLE GAS & ELECTRIC COMPANY	LGE-237600-Gas Distribution - Mains	10/1/2020	Retirements 2021 BP	(13,252.32)	2020	10
LOUISVILLE GAS & ELECTRIC COMPANY	LGE-238000-Gas Distribution - Gas S	10/1/2020	Retirements 2021 BP	(288,364.71)	2020	10
LOUISVILLE GAS & ELECTRIC COMPANY	LGE-238100-Meters	10/1/2020	Retirements 2021 BP	(136,686.97)	2020	10
LOUISVILLE GAS & ELECTRIC COMPANY	LGE-330300-Misc Intang Plant-Softwa	10/1/2020	Retirements 2021 BP	(64,082.20)	2020	10
LOUISVILLE GAS & ELECTRIC COMPANY	LGE-330310-CCS Software	10/1/2020	Retirements 2021 BP	(12,015.40)	2020	10
LOUISVILLE GAS & ELECTRIC COMPANY	LGE-339130-Computer Eq	10/1/2020	Retirements 2021 BP	(306,687.45)	2020	10
LOUISVILLE GAS & ELECTRIC COMPANY	LGE-339131-Personal Computers	10/1/2020	Retirements 2021 BP	(34,585.37)	2020	10
KENTUCKY UTILITIES COMPANY	KU-130300-Misc Intangible Plant	11/1/2020	Retirements 2021 BP	(279,881.91)	2020	11
KENTUCKY UTILITIES COMPANY	KU-131200-EWB 3 Boil ECR 2011	11/1/2020	Retirements 2021 BP	(193,037.00)	2020	11
KENTUCKY UTILITIES COMPANY	KU-131200-GH 1 Boil	11/1/2020	Retirements 2021 BP	(123,379.09)	2020	11
KENTUCKY UTILITIES COMPANY	KU-131200-GH 3 Boil	11/1/2020	Retirements 2021 BP	(158,709.57)	2020	11
KENTUCKY UTILITIES COMPANY	KU-131200-GH 4 Boil	11/1/2020	Retirements 2021 BP	(88,623.82)	2020	11
KENTUCKY UTILITIES COMPANY	KU-131200-GH 4 Boil	11/1/2020	Retirements 2021 BP	(89,836.44)	2020	11
KENTUCKY UTILITIES COMPANY	KU-131200-TC 2 Boil	11/1/2020	Retirements 2021 BP	(143,216.50)	2020	11
KENTUCKY UTILITIES COMPANY	KU-131400-GH 3 Turbogenerator Unit	11/1/2020	Retirements 2021 BP	(95,800.15)	2020	11
KENTUCKY UTILITIES COMPANY	KU-131400-TC 2 Turbogenerator Unit	11/1/2020	Retirements 2021 BP	(52,850.67)	2020	11
KENTUCKY UTILITIES COMPANY	KU-135310- KY Station Equip -Non Sy	11/1/2020	Retirements 2021 BP	(389,315.55)	2020	11
KENTUCKY UTILITIES COMPANY	KU-135500- KY Poles	11/1/2020	Retirements 2021 BP	(374,354.61)	2020	11
KENTUCKY UTILITIES COMPANY	KU-135600-KY OH Cond	11/1/2020	Retirements 2021 BP	(205,515.32)	2020	11
KENTUCKY UTILITIES COMPANY	KU-136200- KY Station Equipment	11/1/2020	Retirements 2021 BP	(147,598.02)	2020	11
KENTUCKY UTILITIES COMPANY	KU-136400-KY Poles, Towers, and Fix	11/1/2020	Retirements 2021 BP	(179,507.76)	2020	11
KENTUCKY UTILITIES COMPANY	KU-136500- KY Overhead Conductor	11/1/2020	Retirements 2021 BP	(864,615.99)	2020	11
KENTUCKY UTILITIES COMPANY	KU-136800- KY Line Transformers	11/1/2020	Retirements 2021 BP	(334,375.73)	2020	11
KENTUCKY UTILITIES COMPANY	KU-137000- KY Meters	11/1/2020	Retirements 2021 BP	(199,597.42)	2020	11
KENTUCKY UTILITIES COMPANY	KU-137300- KY Str Lighting and Sign	11/1/2020	Retirements 2021 BP	(197,987.35)	2020	11
KENTUCKY UTILITIES COMPANY	KU-139120-KY Non PC Computer Equip	11/1/2020	Retirements 2021 BP	(187,562.18)	2020	11
KENTUCKY UTILITIES COMPANY	KU-139400- KY Tools, Shop, Garage	11/1/2020	Retirements 2021 BP	(17,451.79)	2020	11
LOUISVILLE GAS & ELECTRIC COMPANY	LGE-131200-MC Unit 2 Boil	11/1/2020	Retirements 2021 BP	(47,923.62)	2020	11
LOUISVILLE GAS & ELECTRIC COMPANY	LGE-131200-MC Unit 3 Boil	11/1/2020	Retirements 2021 BP	(103,736.47)	2020	11
LOUISVILLE GAS & ELECTRIC COMPANY	LGE-131200-MC Unit 4 Boil	11/1/2020	Retirements 2021 BP	(152,865.64)	2020	11
LOUISVILLE GAS & ELECTRIC COMPANY	LGE-131200-MC Unit 4 Boil ECR 2011	11/1/2020	Retirements 2021 BP	(221,000.00)	2020	11
LOUISVILLE GAS & ELECTRIC COMPANY	LGE-131200-MC4 SO2 Boil	11/1/2020	Retirements 2021 BP	(61,512.53)	2020	11
LOUISVILLE GAS & ELECTRIC COMPANY	LGE-131200-TC Unit 1 Boil	11/1/2020	Retirements 2021 BP	(90,616.56)	2020	11
LOUISVILLE GAS & ELECTRIC COMPANY	LGE-135310- KY Elec Transmission -	11/1/2020	Retirements 2021 BP	(327,194.83)	2020	11

LOUISVILLE GAS & ELECTRIC COMPANY	LGE-136400-Electric Distribution -	11/1/2020	Retirements 2021 BP	(312,771.15)	2020	11
LOUISVILLE GAS & ELECTRIC COMPANY	LGE-136500-Electric Distribution -	11/1/2020	Retirements 2021 BP	(325,444.90)	2020	11
LOUISVILLE GAS & ELECTRIC COMPANY	LGE-136700-Electric Distribution -	11/1/2020	Retirements 2021 BP	(147,603.82)	2020	11
LOUISVILLE GAS & ELECTRIC COMPANY	LGE-136800-Line Transformers	11/1/2020	Retirements 2021 BP	(172,889.49)	2020	11
LOUISVILLE GAS & ELECTRIC COMPANY	LGE-137000-Meters	11/1/2020	Retirements 2021 BP	(125,257.64)	2020	11
LOUISVILLE GAS & ELECTRIC COMPANY	LGE-237600-Gas Distribution - Mains	11/1/2020	Retirements 2021 BP	(13,252.32)	2020	11
LOUISVILLE GAS & ELECTRIC COMPANY	LGE-238000-Gas Distribution - Gas S	11/1/2020	Retirements 2021 BP	(301,882.84)	2020	11
LOUISVILLE GAS & ELECTRIC COMPANY	LGE-238100-Meters	11/1/2020	Retirements 2021 BP	(146,882.67)	2020	11
LOUISVILLE GAS & ELECTRIC COMPANY	LGE-330300-Misc Intang Plant-Softwa	11/1/2020	Retirements 2021 BP	(262,287.03)	2020	11
LOUISVILLE GAS & ELECTRIC COMPANY	LGE-339130-Computer Eq	11/1/2020	Retirements 2021 BP	(188,580.30)	2020	11
KENTUCKY UTILITIES COMPANY	KU-130300-Misc Intangible Plant	12/1/2020	Retirements 2021 BP	(1,962,148.27)	2020	12
KENTUCKY UTILITIES COMPANY	KU-131200-EWB 3 Boil Ash Pond	12/1/2020	Retirements 2021 BP	(19,802,080.26)	2020	12
KENTUCKY UTILITIES COMPANY	KU-131200-GH 1 Boil	12/1/2020	Retirements 2021 BP	(204,350.34)	2020	12
KENTUCKY UTILITIES COMPANY	KU-131200-GH 3 Boil	12/1/2020	Retirements 2021 BP	(262,867.52)	2020	12
KENTUCKY UTILITIES COMPANY	KU-131200-GH 3 Boil ECR 2011	12/1/2020	Retirements 2021 BP	(196,443.00)	2020	12
KENTUCKY UTILITIES COMPANY	KU-131200-GH 4 Boil	12/1/2020	Retirements 2021 BP	(146,785.88)	2020	12
KENTUCKY UTILITIES COMPANY	KU-131200-GH 4 Boil	12/1/2020	Retirements 2021 BP	(148,794.31)	2020	12
KENTUCKY UTILITIES COMPANY	KU-131200-TC 2 Boil	12/1/2020	Retirements 2021 BP	(237,206.65)	2020	12
KENTUCKY UTILITIES COMPANY	KU-131400-GH 3 Turbogenerator Unit	12/1/2020	Retirements 2021 BP	(158,671.89)	2020	12
KENTUCKY UTILITIES COMPANY	KU-131400-TC 2 Turbogenerator Unit	12/1/2020	Retirements 2021 BP	(87,535.52)	2020	12
KENTUCKY UTILITIES COMPANY	KU-135310- KY Station Equip -Non Sy	12/1/2020	Retirements 2021 BP	(296,332.23)	2020	12
KENTUCKY UTILITIES COMPANY	KU-135500- KY Poles	12/1/2020	Retirements 2021 BP	(284,944.54)	2020	12
KENTUCKY UTILITIES COMPANY	KU-135600-KY OH Cond	12/1/2020	Retirements 2021 BP	(156,430.47)	2020	12
KENTUCKY UTILITIES COMPANY	KU-136200- KY Station Equipment	12/1/2020	Retirements 2021 BP	(166,239.80)	2020	12
KENTUCKY UTILITIES COMPANY	KU-136400-KY Poles, Towers, and Fix	12/1/2020	Retirements 2021 BP	(202,179.77)	2020	12
KENTUCKY UTILITIES COMPANY	KU-136500- KY Overhead Conductor	12/1/2020	Retirements 2021 BP	(973,817.85)	2020	12
KENTUCKY UTILITIES COMPANY	KU-136800- KY Line Transformers	12/1/2020	Retirements 2021 BP	(376,607.72)	2020	12
KENTUCKY UTILITIES COMPANY	KU-137000- KY Meters	12/1/2020	Retirements 2021 BP	(224,806.78)	2020	12
KENTUCKY UTILITIES COMPANY	KU-137300- KY Str Lighting and Sign	12/1/2020	Retirements 2021 BP	(222,993.34)	2020	12
KENTUCKY UTILITIES COMPANY	KU-139110- KY Office Equipment	12/1/2020	Retirements 2021 BP	(3,559,400.93)	2020	12
KENTUCKY UTILITIES COMPANY	KU-139120-KY Non PC Computer Equip	12/1/2020	Retirements 2021 BP	(887,845.96)	2020	12
KENTUCKY UTILITIES COMPANY	KU-139300- KY Stores Equipment	12/1/2020	Retirements 2021 BP	(26,824.30)	2020	12
KENTUCKY UTILITIES COMPANY	KU-139300- VA Stores Equipment	12/1/2020	Retirements 2021 BP	(876.55)	2020	12
KENTUCKY UTILITIES COMPANY	KU-139400- KY Tools, Shop, Garage	12/1/2020	Retirements 2021 BP	(28,118.77)	2020	12
KENTUCKY UTILITIES COMPANY	KU-139400- VA Tools, Shop, Garage	12/1/2020	Retirements 2021 BP	(6,063.84)	2020	12
LOUISVILLE GAS & ELECTRIC COMPANY	LGE-131200-MC Unit 2 Boil	12/1/2020	Retirements 2021 BP	(79,374.93)	2020	12
LOUISVILLE GAS & ELECTRIC COMPANY	LGE-131200-MC Unit 3 Boil	12/1/2020	Retirements 2021 BP	(171,816.65)	2020	12
LOUISVILLE GAS & ELECTRIC COMPANY	LGE-131200-MC Unit 4 Boil	12/1/2020	Retirements 2021 BP	(253,188.32)	2020	12
LOUISVILLE GAS & ELECTRIC COMPANY	LGE-131200-MC4 SO2 Boil	12/1/2020	Retirements 2021 BP	(101,881.98)	2020	12
LOUISVILLE GAS & ELECTRIC COMPANY	LGE-131200-TC Unit 1 Boil	12/1/2020	Retirements 2021 BP	(150,086.41)	2020	12
LOUISVILLE GAS & ELECTRIC COMPANY	LGE-135310- KY Elec Transmission -	12/1/2020	Retirements 2021 BP	(249,048.30)	2020	12
LOUISVILLE GAS & ELECTRIC COMPANY	LGE-136400-Electric Distribution -	12/1/2020	Retirements 2021 BP	(352,274.45)	2020	12
LOUISVILLE GAS & ELECTRIC COMPANY	LGE-136500-Electric Distribution -	12/1/2020	Retirements 2021 BP	(366,548.91)	2020	12
LOUISVILLE GAS & ELECTRIC COMPANY	LGE-136700-Electric Distribution -	12/1/2020	Retirements 2021 BP	(166,246.33)	2020	12
LOUISVILLE GAS & ELECTRIC COMPANY	LGE-136800-Line Transformers	12/1/2020	Retirements 2021 BP	(194,725.61)	2020	12
LOUISVILLE GAS & ELECTRIC COMPANY	LGE-137000-Meters	12/1/2020	Retirements 2021 BP	(141,077.80)	2020	12
LOUISVILLE GAS & ELECTRIC COMPANY	LGE-237600-Gas Distribution - Mains	12/1/2020	Retirements 2021 BP	(13,252.32)	2020	12

LOUISVILLE GAS & ELECTRIC COMPANY	LGE-238000-Gas Distribution - Gas S	12/1/2020	Retirements 2021 BP	(326,479.53)	2020	12
LOUISVILLE GAS & ELECTRIC COMPANY	LGE-238100-Meters	12/1/2020	Retirements 2021 BP	(165,434.10)	2020	12
LOUISVILLE GAS & ELECTRIC COMPANY	LGE-330300-Misc Intang Plant-Softwa	12/1/2020	Retirements 2021 BP	(1,306,155.72)	2020	12
LOUISVILLE GAS & ELECTRIC COMPANY	LGE-339110-Office Furniture	12/1/2020	Retirements 2021 BP	(133,651.55)	2020	12
LOUISVILLE GAS & ELECTRIC COMPANY	LGE-339130-Computer Eq	12/1/2020	Retirements 2021 BP	(871,706.36)	2020	12
KENTUCKY UTILITIES COMPANY	KU-130300-Misc Intangible Plant	1/1/2021	Retirements 2021 BP	(872,916.01)	2021	1
KENTUCKY UTILITIES COMPANY	KU-131200-GH 1 Boil	1/1/2021	Retirements 2021 BP	(228,402.19)	2021	1
KENTUCKY UTILITIES COMPANY	KU-131200-GH 3 Boil	1/1/2021	Retirements 2021 BP	(293,806.78)	2021	1
KENTUCKY UTILITIES COMPANY	KU-131200-GH 4 Boil	1/1/2021	Retirements 2021 BP	(164,062.44)	2021	1
KENTUCKY UTILITIES COMPANY	KU-131200-GH 4 Boil	1/1/2021	Retirements 2021 BP	(166,307.27)	2021	1
KENTUCKY UTILITIES COMPANY	KU-131200-TC 2 Boil	1/1/2021	Retirements 2021 BP	(265,125.65)	2021	1
KENTUCKY UTILITIES COMPANY	KU-131400-GH 3 Turbogenerator Unit	1/1/2021	Retirements 2021 BP	(177,347.43)	2021	1
KENTUCKY UTILITIES COMPANY	KU-131400-TC 2 Turbogenerator Unit	1/1/2021	Retirements 2021 BP	(97,838.37)	2021	1
KENTUCKY UTILITIES COMPANY	KU-135310- KY Station Equip -Non Sy	1/1/2021	Retirements 2021 BP	(155,901.89)	2021	1
KENTUCKY UTILITIES COMPANY	KU-135500- KY Poles	1/1/2021	Retirements 2021 BP	(149,910.76)	2021	1
KENTUCKY UTILITIES COMPANY	KU-135600-KY OH Cond	1/1/2021	Retirements 2021 BP	(82,298.86)	2021	1
KENTUCKY UTILITIES COMPANY	KU-136200- KY Station Equipment	1/1/2021	Retirements 2021 BP	(13,492.43)	2021	1
KENTUCKY UTILITIES COMPANY	KU-136400-KY Poles, Towers, and Fix	1/1/2021	Retirements 2021 BP	(16,409.41)	2021	1
KENTUCKY UTILITIES COMPANY	KU-136500- KY Overhead Conductor	1/1/2021	Retirements 2021 BP	(79,037.45)	2021	1
KENTUCKY UTILITIES COMPANY	KU-136800- KY Line Transformers	1/1/2021	Retirements 2021 BP	(30,566.41)	2021	1
KENTUCKY UTILITIES COMPANY	KU-137000- KY Meters	1/1/2021	Retirements 2021 BP	-	2021	1
KENTUCKY UTILITIES COMPANY	KU-137000- VA Meters	1/1/2021	Retirements 2021 BP	-	2021	1
KENTUCKY UTILITIES COMPANY	KU-137300- KY Str Lighting and Sign	1/1/2021	Retirements 2021 BP	(18,098.69)	2021	1
KENTUCKY UTILITIES COMPANY	KU-139120-KY Non PC Computer Equip	1/1/2021	Retirements 2021 BP	(90,617.87)	2021	1
LOUISVILLE GAS & ELECTRIC COMPANY	LGE-131200-MC Unit 2 Boil	1/1/2021	Retirements 2021 BP	(88,717.29)	2021	1
LOUISVILLE GAS & ELECTRIC COMPANY	LGE-131200-MC Unit 3 Boil	1/1/2021	Retirements 2021 BP	(192,039.32)	2021	1
LOUISVILLE GAS & ELECTRIC COMPANY	LGE-131200-MC Unit 4 Boil	1/1/2021	Retirements 2021 BP	(282,988.36)	2021	1
LOUISVILLE GAS & ELECTRIC COMPANY	LGE-131200-MC4 SO2 Boil	1/1/2021	Retirements 2021 BP	(113,873.40)	2021	1
LOUISVILLE GAS & ELECTRIC COMPANY	LGE-131200-TC Unit 1 Boil	1/1/2021	Retirements 2021 BP	(167,751.45)	2021	1
LOUISVILLE GAS & ELECTRIC COMPANY	LGE-135310- KY Elec Transmission -	1/1/2021	Retirements 2021 BP	(131,025.57)	2021	1
LOUISVILLE GAS & ELECTRIC COMPANY	LGE-136400-Electric Distribution -	1/1/2021	Retirements 2021 BP	(28,591.46)	2021	1
LOUISVILLE GAS & ELECTRIC COMPANY	LGE-136500-Electric Distribution -	1/1/2021	Retirements 2021 BP	(29,750.01)	2021	1
LOUISVILLE GAS & ELECTRIC COMPANY	LGE-136700-Electric Distribution -	1/1/2021	Retirements 2021 BP	(13,492.96)	2021	1
LOUISVILLE GAS & ELECTRIC COMPANY	LGE-136800-Line Transformers	1/1/2021	Retirements 2021 BP	(15,804.41)	2021	1
LOUISVILLE GAS & ELECTRIC COMPANY	LGE-137000-Meters	1/1/2021	Retirements 2021 BP	-	2021	1
LOUISVILLE GAS & ELECTRIC COMPANY	LGE-237600-Gas Distribution - Mains	1/1/2021	Retirements 2021 BP	(13,252.32)	2021	1
LOUISVILLE GAS & ELECTRIC COMPANY	LGE-238000-Gas Distribution - Gas S	1/1/2021	Retirements 2021 BP	(113,615.16)	2021	1
LOUISVILLE GAS & ELECTRIC COMPANY	LGE-238100-Meters	1/1/2021	Retirements 2021 BP	(13,427.04)	2021	1
LOUISVILLE GAS & ELECTRIC COMPANY	LGE-330300-Misc Intang Plant-Softwa	1/1/2021	Retirements 2021 BP	(842,276.20)	2021	1
LOUISVILLE GAS & ELECTRIC COMPANY	LGE-339110-Office Furniture	1/1/2021	Retirements 2021 BP	(10,459.09)	2021	1
LOUISVILLE GAS & ELECTRIC COMPANY	LGE-339130-Computer Eq	1/1/2021	Retirements 2021 BP	(89,288.95)	2021	1
KENTUCKY UTILITIES COMPANY	KU-130310-CCS Software	2/1/2021	Retirements 2021 BP	(146,009.85)	2021	2
KENTUCKY UTILITIES COMPANY	KU-131200-GH 1 Boil	2/1/2021	Retirements 2021 BP	(1,147,557.18)	2021	2
KENTUCKY UTILITIES COMPANY	KU-131200-GH 3 Boil	2/1/2021	Retirements 2021 BP	(1,476,168.39)	2021	2
KENTUCKY UTILITIES COMPANY	KU-131200-GH 4 Boil	2/1/2021	Retirements 2021 BP	(824,296.11)	2021	2
KENTUCKY UTILITIES COMPANY	KU-131200-GH 4 Boil	2/1/2021	Retirements 2021 BP	(835,574.77)	2021	2
KENTUCKY UTILITIES COMPANY	KU-131200-TC 2 Boil	2/1/2021	Retirements 2021 BP	(1,332,066.28)	2021	2

KENTUCKY UTILITIES COMPANY	KU-131400-GH 3 Turbogenerator Unit	2/1/2021	Retirements 2021 BP	(891,043.67)	2021	2
KENTUCKY UTILITIES COMPANY	KU-131400-TC 2 Turbogenerator Unit	2/1/2021	Retirements 2021 BP	(491,567.63)	2021	2
KENTUCKY UTILITIES COMPANY	KU-135310- KY Station Equip -Non Sy	2/1/2021	Retirements 2021 BP	(243,242.12)	2021	2
KENTUCKY UTILITIES COMPANY	KU-135500- KY Poles	2/1/2021	Retirements 2021 BP	(233,894.61)	2021	2
KENTUCKY UTILITIES COMPANY	KU-135600-KY OH Cond	2/1/2021	Retirements 2021 BP	(128,404.79)	2021	2
KENTUCKY UTILITIES COMPANY	KU-136200- KY Station Equipment	2/1/2021	Retirements 2021 BP	(68,914.23)	2021	2
KENTUCKY UTILITIES COMPANY	KU-136400-KY Poles, Towers, and Fix	2/1/2021	Retirements 2021 BP	(83,813.05)	2021	2
KENTUCKY UTILITIES COMPANY	KU-136500- KY Overhead Conductor	2/1/2021	Retirements 2021 BP	(403,693.41)	2021	2
KENTUCKY UTILITIES COMPANY	KU-136800- KY Line Transformers	2/1/2021	Retirements 2021 BP	(156,121.65)	2021	2
KENTUCKY UTILITIES COMPANY	KU-137000- KY Meters	2/1/2021	Retirements 2021 BP	-	2021	2
KENTUCKY UTILITIES COMPANY	KU-137000- VA Meters	2/1/2021	Retirements 2021 BP	-	2021	2
KENTUCKY UTILITIES COMPANY	KU-137300- KY Str Lighting and Sign	2/1/2021	Retirements 2021 BP	(92,441.25)	2021	2
KENTUCKY UTILITIES COMPANY	KU-139131-Personal Computers	2/1/2021	Retirements 2021 BP	(29,176.95)	2021	2
KENTUCKY UTILITIES COMPANY	KU-139300- KY Stores Equipment	2/1/2021	Retirements 2021 BP	(47,080.02)	2021	2
KENTUCKY UTILITIES COMPANY	KU-139400- KY Tools, Shop, Garage	2/1/2021	Retirements 2021 BP	(19,908.89)	2021	2
LOUISVILLE GAS & ELECTRIC COMPANY	LGE-131200-MC Unit 2 Boil	2/1/2021	Retirements 2021 BP	(445,740.76)	2021	2
LOUISVILLE GAS & ELECTRIC COMPANY	LGE-131200-MC Unit 3 Boil	2/1/2021	Retirements 2021 BP	(964,859.84)	2021	2
LOUISVILLE GAS & ELECTRIC COMPANY	LGE-131200-MC Unit 4 Boil	2/1/2021	Retirements 2021 BP	(1,421,813.54)	2021	2
LOUISVILLE GAS & ELECTRIC COMPANY	LGE-131200-MC4 SO2 Boil	2/1/2021	Retirements 2021 BP	(572,132.17)	2021	2
LOUISVILLE GAS & ELECTRIC COMPANY	LGE-131200-TC Unit 1 Boil	2/1/2021	Retirements 2021 BP	(842,830.72)	2021	2
LOUISVILLE GAS & ELECTRIC COMPANY	LGE-135310- KY Elec Transmission -	2/1/2021	Retirements 2021 BP	(204,429.45)	2021	2
LOUISVILLE GAS & ELECTRIC COMPANY	LGE-136400-Electric Distribution -	2/1/2021	Retirements 2021 BP	(146,034.37)	2021	2
LOUISVILLE GAS & ELECTRIC COMPANY	LGE-136500-Electric Distribution -	2/1/2021	Retirements 2021 BP	(151,951.81)	2021	2
LOUISVILLE GAS & ELECTRIC COMPANY	LGE-136700-Electric Distribution -	2/1/2021	Retirements 2021 BP	(68,916.94)	2021	2
LOUISVILLE GAS & ELECTRIC COMPANY	LGE-136800-Line Transformers	2/1/2021	Retirements 2021 BP	(80,722.94)	2021	2
LOUISVILLE GAS & ELECTRIC COMPANY	LGE-137000-Meters	2/1/2021	Retirements 2021 BP	-	2021	2
LOUISVILLE GAS & ELECTRIC COMPANY	LGE-237600-Gas Distribution - Mains	2/1/2021	Retirements 2021 BP	(13,252.32)	2021	2
LOUISVILLE GAS & ELECTRIC COMPANY	LGE-238000-Gas Distribution - Gas S	2/1/2021	Retirements 2021 BP	(186,740.88)	2021	2
LOUISVILLE GAS & ELECTRIC COMPANY	LGE-238100-Meters	2/1/2021	Retirements 2021 BP	(68,580.23)	2021	2
LOUISVILLE GAS & ELECTRIC COMPANY	LGE-330300-Misc Intang Plant-Softwa	2/1/2021	Retirements 2021 BP	(44,063.27)	2021	2
LOUISVILLE GAS & ELECTRIC COMPANY	LGE-330310-CCS Software	2/1/2021	Retirements 2021 BP	(143,884.24)	2021	2
LOUISVILLE GAS & ELECTRIC COMPANY	LGE-339131-Personal Computers	2/1/2021	Retirements 2021 BP	(8,462.57)	2021	2
KENTUCKY UTILITIES COMPANY	KU-130300-Misc Intangible Plant	3/1/2021	Retirements 2021 BP	(1,220,344.36)	2021	3
KENTUCKY UTILITIES COMPANY	KU-131200-GH 1 Boil	3/1/2021	Retirements 2021 BP	(31,049.41)	2021	3
KENTUCKY UTILITIES COMPANY	KU-131200-GH 3 Boil	3/1/2021	Retirements 2021 BP	(39,940.62)	2021	3
KENTUCKY UTILITIES COMPANY	KU-131200-GH 4 Boil	3/1/2021	Retirements 2021 BP	(22,302.94)	2021	3
KENTUCKY UTILITIES COMPANY	KU-131200-GH 4 Boil	3/1/2021	Retirements 2021 BP	(22,608.11)	2021	3
KENTUCKY UTILITIES COMPANY	KU-131200-TC 2 Boil	3/1/2021	Retirements 2021 BP	(36,041.66)	2021	3
KENTUCKY UTILITIES COMPANY	KU-131400-GH 1 Turbogenerator Unit	3/1/2021	Retirements 2021 BP	(497,000.00)	2021	3
KENTUCKY UTILITIES COMPANY	KU-131400-GH 3 Turbogenerator Unit	3/1/2021	Retirements 2021 BP	(24,108.93)	2021	3
KENTUCKY UTILITIES COMPANY	KU-131400-TC 2 Turbogenerator Unit	3/1/2021	Retirements 2021 BP	(13,300.32)	2021	3
KENTUCKY UTILITIES COMPANY	KU-135310- KY Station Equip -Non Sy	3/1/2021	Retirements 2021 BP	(170,457.84)	2021	3
KENTUCKY UTILITIES COMPANY	KU-135500- KY Poles	3/1/2021	Retirements 2021 BP	(163,907.35)	2021	3
KENTUCKY UTILITIES COMPANY	KU-135600-KY OH Cond	3/1/2021	Retirements 2021 BP	(89,982.79)	2021	3
KENTUCKY UTILITIES COMPANY	KU-136200- KY Station Equipment	3/1/2021	Retirements 2021 BP	(62,819.85)	2021	3
KENTUCKY UTILITIES COMPANY	KU-136400-KY Poles, Towers, and Fix	3/1/2021	Retirements 2021 BP	(76,401.10)	2021	3
KENTUCKY UTILITIES COMPANY	KU-136500- KY Overhead Conductor	3/1/2021	Retirements 2021 BP	(367,993.05)	2021	3

KENTUCKY UTILITIES COMPANY	KU-136800- KY Line Transformers	3/1/2021	Retirements 2021 BP	(142,315.14)	2021	3
KENTUCKY UTILITIES COMPANY	KU-137000- KY Meters	3/1/2021	Retirements 2021 BP	(25,659.26)	2021	3
KENTUCKY UTILITIES COMPANY	KU-137000- VA Meters	3/1/2021	Retirements 2021 BP	-	2021	3
KENTUCKY UTILITIES COMPANY	KU-137300- KY Str Lighting and Sign	3/1/2021	Retirements 2021 BP	(84,266.27)	2021	3
KENTUCKY UTILITIES COMPANY	KU-139110- KY Office Equipment	3/1/2021	Retirements 2021 BP	(25,623.07)	2021	3
KENTUCKY UTILITIES COMPANY	KU-139120-KY Non PC Computer Equip	3/1/2021	Retirements 2021 BP	(77,073.56)	2021	3
KENTUCKY UTILITIES COMPANY	KU-139131-Personal Computers	3/1/2021	Retirements 2021 BP	(4,735.15)	2021	3
KENTUCKY UTILITIES COMPANY	KU-139300- KY Stores Equipment	3/1/2021	Retirements 2021 BP	(26,595.88)	2021	3
KENTUCKY UTILITIES COMPANY	KU-139400- KY Tools, Shop, Garage	3/1/2021	Retirements 2021 BP	(61,536.61)	2021	3
KENTUCKY UTILITIES COMPANY	KU-139400- VA Tools, Shop, Garage	3/1/2021	Retirements 2021 BP	(2,177.00)	2021	3
LOUISVILLE GAS & ELECTRIC COMPANY	LGE-131200-MC Unit 2 Boil	3/1/2021	Retirements 2021 BP	(12,060.39)	2021	3
LOUISVILLE GAS & ELECTRIC COMPANY	LGE-131200-MC Unit 3 Boil	3/1/2021	Retirements 2021 BP	(26,106.17)	2021	3
LOUISVILLE GAS & ELECTRIC COMPANY	LGE-131200-MC Unit 4 Boil	3/1/2021	Retirements 2021 BP	(38,469.95)	2021	3
LOUISVILLE GAS & ELECTRIC COMPANY	LGE-131200-MC4 SO2 Boil	3/1/2021	Retirements 2021 BP	(15,480.16)	2021	3
LOUISVILLE GAS & ELECTRIC COMPANY	LGE-131200-TC Unit 1 Boil	3/1/2021	Retirements 2021 BP	(22,804.43)	2021	3
LOUISVILLE GAS & ELECTRIC COMPANY	LGE-135310- KY Elec Transmission -	3/1/2021	Retirements 2021 BP	(143,258.92)	2021	3
LOUISVILLE GAS & ELECTRIC COMPANY	LGE-136400-Electric Distribution -	3/1/2021	Retirements 2021 BP	(133,119.92)	2021	3
LOUISVILLE GAS & ELECTRIC COMPANY	LGE-136500-Electric Distribution -	3/1/2021	Retirements 2021 BP	(138,514.05)	2021	3
LOUISVILLE GAS & ELECTRIC COMPANY	LGE-136700-Electric Distribution -	3/1/2021	Retirements 2021 BP	(62,822.32)	2021	3
LOUISVILLE GAS & ELECTRIC COMPANY	LGE-136800-Line Transformers	3/1/2021	Retirements 2021 BP	(73,584.26)	2021	3
LOUISVILLE GAS & ELECTRIC COMPANY	LGE-137000-Meters	3/1/2021	Retirements 2021 BP	(3,202.82)	2021	3
LOUISVILLE GAS & ELECTRIC COMPANY	LGE-237600-Gas Distribution - Mains	3/1/2021	Retirements 2021 BP	(13,252.32)	2021	3
LOUISVILLE GAS & ELECTRIC COMPANY	LGE-238000-Gas Distribution - Gas S	3/1/2021	Retirements 2021 BP	(178,699.71)	2021	3
LOUISVILLE GAS & ELECTRIC COMPANY	LGE-238100-Meters	3/1/2021	Retirements 2021 BP	(62,515.39)	2021	3
LOUISVILLE GAS & ELECTRIC COMPANY	LGE-330300-Misc Intang Plant-Softwa	3/1/2021	Retirements 2021 BP	(1,009,800.85)	2021	3
LOUISVILLE GAS & ELECTRIC COMPANY	LGE-339110-Office Furniture	3/1/2021	Retirements 2021 BP	(102,745.92)	2021	3
LOUISVILLE GAS & ELECTRIC COMPANY	LGE-339130-Computer Eq	3/1/2021	Retirements 2021 BP	(104,423.31)	2021	3
KENTUCKY UTILITIES COMPANY	KU-130310-CCS Software	4/1/2021	Retirements 2021 BP	(146,685.84)	2021	4
KENTUCKY UTILITIES COMPANY	KU-131200-GH 1 Boil	4/1/2021	Retirements 2021 BP	(26,444.51)	2021	4
KENTUCKY UTILITIES COMPANY	KU-131200-GH 3 Boil	4/1/2021	Retirements 2021 BP	(34,017.08)	2021	4
KENTUCKY UTILITIES COMPANY	KU-131200-GH 4 Boil	4/1/2021	Retirements 2021 BP	(18,995.22)	2021	4
KENTUCKY UTILITIES COMPANY	KU-131200-GH 4 Boil	4/1/2021	Retirements 2021 BP	(19,255.13)	2021	4
KENTUCKY UTILITIES COMPANY	KU-131200-TC 2 Boil	4/1/2021	Retirements 2021 BP	(30,696.37)	2021	4
KENTUCKY UTILITIES COMPANY	KU-131400-GH 3 Turbogenerator Unit	4/1/2021	Retirements 2021 BP	(20,533.36)	2021	4
KENTUCKY UTILITIES COMPANY	KU-131400-TC 2 Turbogenerator Unit	4/1/2021	Retirements 2021 BP	(11,327.77)	2021	4
KENTUCKY UTILITIES COMPANY	KU-135310- KY Station Equip -Non Sy	4/1/2021	Retirements 2021 BP	(202,413.68)	2021	4
KENTUCKY UTILITIES COMPANY	KU-135500- KY Poles	4/1/2021	Retirements 2021 BP	(194,635.16)	2021	4
KENTUCKY UTILITIES COMPANY	KU-135600-KY OH Cond	4/1/2021	Retirements 2021 BP	(106,851.91)	2021	4
KENTUCKY UTILITIES COMPANY	KU-136200- KY Station Equipment	4/1/2021	Retirements 2021 BP	(78,647.69)	2021	4
KENTUCKY UTILITIES COMPANY	KU-136400-KY Poles, Towers, and Fix	4/1/2021	Retirements 2021 BP	(95,650.82)	2021	4
KENTUCKY UTILITIES COMPANY	KU-136500- KY Overhead Conductor	4/1/2021	Retirements 2021 BP	(460,711.14)	2021	4
KENTUCKY UTILITIES COMPANY	KU-136800- KY Line Transformers	4/1/2021	Retirements 2021 BP	(178,172.30)	2021	4
KENTUCKY UTILITIES COMPANY	KU-137000- KY Meters	4/1/2021	Retirements 2021 BP	(16,595.21)	2021	4
KENTUCKY UTILITIES COMPANY	KU-137000- VA Meters	4/1/2021	Retirements 2021 BP	-	2021	4
KENTUCKY UTILITIES COMPANY	KU-137300- KY Str Lighting and Sign	4/1/2021	Retirements 2021 BP	(105,497.67)	2021	4
KENTUCKY UTILITIES COMPANY	KU-139120-KY Non PC Computer Equip	4/1/2021	Retirements 2021 BP	(72,601.65)	2021	4
KENTUCKY UTILITIES COMPANY	KU-139300- KY Stores Equipment	4/1/2021	Retirements 2021 BP	(1,389.68)	2021	4

KENTUCKY UTILITIES COMPANY	KU-139400- KY Tools, Shop, Garage	4/1/2021	Retirements 2021 BP	(17,798.93)	2021	4
LOUISVILLE GAS & ELECTRIC COMPANY	LGE-131200-MC Unit 2 Boil	4/1/2021	Retirements 2021 BP	(10,271.73)	2021	4
LOUISVILLE GAS & ELECTRIC COMPANY	LGE-131200-MC Unit 3 Boil	4/1/2021	Retirements 2021 BP	(22,234.40)	2021	4
LOUISVILLE GAS & ELECTRIC COMPANY	LGE-131200-MC Unit 4 Boil	4/1/2021	Retirements 2021 BP	(32,764.52)	2021	4
LOUISVILLE GAS & ELECTRIC COMPANY	LGE-131200-MC4 SO2 Boil	4/1/2021	Retirements 2021 BP	(13,184.31)	2021	4
LOUISVILLE GAS & ELECTRIC COMPANY	LGE-131200-TC Unit 1 Boil	4/1/2021	Retirements 2021 BP	(19,422.34)	2021	4
LOUISVILLE GAS & ELECTRIC COMPANY	LGE-135310- KY Elec Transmission -	4/1/2021	Retirements 2021 BP	(170,115.75)	2021	4
LOUISVILLE GAS & ELECTRIC COMPANY	LGE-136400-Electric Distribution -	4/1/2021	Retirements 2021 BP	(166,660.29)	2021	4
LOUISVILLE GAS & ELECTRIC COMPANY	LGE-136500-Electric Distribution -	4/1/2021	Retirements 2021 BP	(173,413.51)	2021	4
LOUISVILLE GAS & ELECTRIC COMPANY	LGE-136700-Electric Distribution -	4/1/2021	Retirements 2021 BP	(78,650.78)	2021	4
LOUISVILLE GAS & ELECTRIC COMPANY	LGE-136800-Line Transformers	4/1/2021	Retirements 2021 BP	(92,124.27)	2021	4
LOUISVILLE GAS & ELECTRIC COMPANY	LGE-137000-Meters	4/1/2021	Retirements 2021 BP	(3,202.82)	2021	4
LOUISVILLE GAS & ELECTRIC COMPANY	LGE-237600-Gas Distribution - Mains	4/1/2021	Retirements 2021 BP	(13,252.32)	2021	4
LOUISVILLE GAS & ELECTRIC COMPANY	LGE-238000-Gas Distribution - Gas S	4/1/2021	Retirements 2021 BP	(199,583.59)	2021	4
LOUISVILLE GAS & ELECTRIC COMPANY	LGE-238100-Meters	4/1/2021	Retirements 2021 BP	(78,266.52)	2021	4
LOUISVILLE GAS & ELECTRIC COMPANY	LGE-330310-CCS Software	4/1/2021	Retirements 2021 BP	(149,087.06)	2021	4
LOUISVILLE GAS & ELECTRIC COMPANY	LGE-339130-Computer Eq	4/1/2021	Retirements 2021 BP	(38,414.92)	2021	4
KENTUCKY UTILITIES COMPANY	KU-130300-Misc Intangible Plant	5/1/2021	Retirements 2021 BP	(561,908.69)	2021	5
KENTUCKY UTILITIES COMPANY	KU-130310-CCS Software	5/1/2021	Retirements 2021 BP	(414,443.66)	2021	5
KENTUCKY UTILITIES COMPANY	KU-131200-GH 1 Boil	5/1/2021	Retirements 2021 BP	(259,853.69)	2021	5
KENTUCKY UTILITIES COMPANY	KU-131200-GH 3 Boil	5/1/2021	Retirements 2021 BP	(334,264.66)	2021	5
KENTUCKY UTILITIES COMPANY	KU-131200-GH 4 Boil	5/1/2021	Retirements 2021 BP	(186,654.22)	2021	5
KENTUCKY UTILITIES COMPANY	KU-131200-GH 4 Boil	5/1/2021	Retirements 2021 BP	(189,208.17)	2021	5
KENTUCKY UTILITIES COMPANY	KU-131200-TC 2 Boil	5/1/2021	Retirements 2021 BP	(301,634.07)	2021	5
KENTUCKY UTILITIES COMPANY	KU-131400-GH 3 Turbogenerator Unit	5/1/2021	Retirements 2021 BP	(201,768.58)	2021	5
KENTUCKY UTILITIES COMPANY	KU-131400-TC 2 Turbogenerator Unit	5/1/2021	Retirements 2021 BP	(111,310.94)	2021	5
KENTUCKY UTILITIES COMPANY	KU-135310- KY Station Equip -Non Sy	5/1/2021	Retirements 2021 BP	(340,146.36)	2021	5
KENTUCKY UTILITIES COMPANY	KU-135500- KY Poles	5/1/2021	Retirements 2021 BP	(327,074.93)	2021	5
KENTUCKY UTILITIES COMPANY	KU-135600-KY OH Cond	5/1/2021	Retirements 2021 BP	(179,559.45)	2021	5
KENTUCKY UTILITIES COMPANY	KU-136200- KY Station Equipment	5/1/2021	Retirements 2021 BP	(137,617.39)	2021	5
KENTUCKY UTILITIES COMPANY	KU-136400-KY Poles, Towers, and Fix	5/1/2021	Retirements 2021 BP	(167,369.38)	2021	5
KENTUCKY UTILITIES COMPANY	KU-136500- KY Overhead Conductor	5/1/2021	Retirements 2021 BP	(806,150.35)	2021	5
KENTUCKY UTILITIES COMPANY	KU-136800- KY Line Transformers	5/1/2021	Retirements 2021 BP	(311,765.13)	2021	5
KENTUCKY UTILITIES COMPANY	KU-137000- KY Meters	5/1/2021	Retirements 2021 BP	(17,423.25)	2021	5
KENTUCKY UTILITIES COMPANY	KU-137000- VA Meters	5/1/2021	Retirements 2021 BP	-	2021	5
KENTUCKY UTILITIES COMPANY	KU-137300- KY Str Lighting and Sign	5/1/2021	Retirements 2021 BP	(184,599.37)	2021	5
KENTUCKY UTILITIES COMPANY	KU-139110- KY Office Equipment	5/1/2021	Retirements 2021 BP	(162,730.95)	2021	5
KENTUCKY UTILITIES COMPANY	KU-139120-KY Non PC Computer Equip	5/1/2021	Retirements 2021 BP	(772,263.95)	2021	5
KENTUCKY UTILITIES COMPANY	KU-139131-Personal Computers	5/1/2021	Retirements 2021 BP	(2,202.24)	2021	5
KENTUCKY UTILITIES COMPANY	KU-139400- KY Tools, Shop, Garage	5/1/2021	Retirements 2021 BP	(39,516.61)	2021	5
KENTUCKY UTILITIES COMPANY	KU-139400- VA Tools, Shop, Garage	5/1/2021	Retirements 2021 BP	(2,547.32)	2021	5
LOUISVILLE GAS & ELECTRIC COMPANY	LGE-131200-MC Unit 2 Boil	5/1/2021	Retirements 2021 BP	(100,933.87)	2021	5
LOUISVILLE GAS & ELECTRIC COMPANY	LGE-131200-MC Unit 3 Boil	5/1/2021	Retirements 2021 BP	(218,483.57)	2021	5
LOUISVILLE GAS & ELECTRIC COMPANY	LGE-131200-MC Unit 4 Boil	5/1/2021	Retirements 2021 BP	(321,956.51)	2021	5
LOUISVILLE GAS & ELECTRIC COMPANY	LGE-131200-MC4 SO2 Boil	5/1/2021	Retirements 2021 BP	(129,554.03)	2021	5
LOUISVILLE GAS & ELECTRIC COMPANY	LGE-131200-TC Unit 1 Boil	5/1/2021	Retirements 2021 BP	(190,851.21)	2021	5
LOUISVILLE GAS & ELECTRIC COMPANY	LGE-135310- KY Elec Transmission -	5/1/2021	Retirements 2021 BP	(285,871.26)	2021	5

LOUISVILLE GAS & ELECTRIC COMPANY	LGE-136400-Electric Distribution -	5/1/2021	Retirements 2021 BP	(291,621.45)	2021	5
LOUISVILLE GAS & ELECTRIC COMPANY	LGE-136500-Electric Distribution -	5/1/2021	Retirements 2021 BP	(303,438.20)	2021	5
LOUISVILLE GAS & ELECTRIC COMPANY	LGE-136700-Electric Distribution -	5/1/2021	Retirements 2021 BP	(137,622.80)	2021	5
LOUISVILLE GAS & ELECTRIC COMPANY	LGE-136800-Line Transformers	5/1/2021	Retirements 2021 BP	(161,198.64)	2021	5
LOUISVILLE GAS & ELECTRIC COMPANY	LGE-137000-Meters	5/1/2021	Retirements 2021 BP	(3,202.82)	2021	5
LOUISVILLE GAS & ELECTRIC COMPANY	LGE-236710-Gas Transmission GLT	5/1/2021	Retirements 2021 BP	(7,381.90)	2021	5
LOUISVILLE GAS & ELECTRIC COMPANY	LGE-237600-Gas Distribution - Mains	5/1/2021	Retirements 2021 BP	(13,252.32)	2021	5
LOUISVILLE GAS & ELECTRIC COMPANY	LGE-238000-Gas Distribution - Gas S	5/1/2021	Retirements 2021 BP	(277,390.55)	2021	5
LOUISVILLE GAS & ELECTRIC COMPANY	LGE-238100-Meters	5/1/2021	Retirements 2021 BP	(136,950.42)	2021	5
LOUISVILLE GAS & ELECTRIC COMPANY	LGE-330300-Misc Intang Plant-Softwa	5/1/2021	Retirements 2021 BP	(618,639.27)	2021	5
LOUISVILLE GAS & ELECTRIC COMPANY	LGE-330310-CCS Software	5/1/2021	Retirements 2021 BP	(2,421,439.21)	2021	5
LOUISVILLE GAS & ELECTRIC COMPANY	LGE-339110-Office Furniture	5/1/2021	Retirements 2021 BP	(4,561.54)	2021	5
LOUISVILLE GAS & ELECTRIC COMPANY	LGE-339130-Computer Eq	5/1/2021	Retirements 2021 BP	(753,143.10)	2021	5
KENTUCKY UTILITIES COMPANY	KU-130300-Misc Intangible Plant	6/1/2021	Retirements 2021 BP	(2,017,721.80)	2021	6
KENTUCKY UTILITIES COMPANY	KU-131200-GH 1 Boil	6/1/2021	Retirements 2021 BP	(59,010.73)	2021	6
KENTUCKY UTILITIES COMPANY	KU-131200-GH 1 Boil ECR 2011	6/1/2021	Retirements 2021 BP	(176,481.00)	2021	6
KENTUCKY UTILITIES COMPANY	KU-131200-GH 3 Boil	6/1/2021	Retirements 2021 BP	(75,908.87)	2021	6
KENTUCKY UTILITIES COMPANY	KU-131200-GH 4 Boil	6/1/2021	Retirements 2021 BP	(42,387.70)	2021	6
KENTUCKY UTILITIES COMPANY	KU-131200-GH 4 Boil	6/1/2021	Retirements 2021 BP	(42,967.68)	2021	6
KENTUCKY UTILITIES COMPANY	KU-131200-TC 2 Boil	6/1/2021	Retirements 2021 BP	(68,498.72)	2021	6
KENTUCKY UTILITIES COMPANY	KU-131400-GH 3 Turbogenerator Unit	6/1/2021	Retirements 2021 BP	(45,820.06)	2021	6
KENTUCKY UTILITIES COMPANY	KU-131400-TC 2 Turbogenerator Unit	6/1/2021	Retirements 2021 BP	(25,277.84)	2021	6
KENTUCKY UTILITIES COMPANY	KU-135310- KY Station Equip -Non Sy	6/1/2021	Retirements 2021 BP	(297,105.08)	2021	6
KENTUCKY UTILITIES COMPANY	KU-135500- KY Poles	6/1/2021	Retirements 2021 BP	(285,687.68)	2021	6
KENTUCKY UTILITIES COMPANY	KU-135600-KY OH Cond	6/1/2021	Retirements 2021 BP	(156,838.44)	2021	6
KENTUCKY UTILITIES COMPANY	KU-136200- KY Station Equipment	6/1/2021	Retirements 2021 BP	(69,112.28)	2021	6
KENTUCKY UTILITIES COMPANY	KU-136400-KY Poles, Towers, and Fix	6/1/2021	Retirements 2021 BP	(84,053.91)	2021	6
KENTUCKY UTILITIES COMPANY	KU-136500- KY Overhead Conductor	6/1/2021	Retirements 2021 BP	(404,853.54)	2021	6
KENTUCKY UTILITIES COMPANY	KU-136800- KY Line Transformers	6/1/2021	Retirements 2021 BP	(156,570.32)	2021	6
KENTUCKY UTILITIES COMPANY	KU-137000- KY Meters	6/1/2021	Retirements 2021 BP	-	2021	6
KENTUCKY UTILITIES COMPANY	KU-137000- VA Meters	6/1/2021	Retirements 2021 BP	-	2021	6
KENTUCKY UTILITIES COMPANY	KU-137300- KY Str Lighting and Sign	6/1/2021	Retirements 2021 BP	(92,706.91)	2021	6
KENTUCKY UTILITIES COMPANY	KU-139110- KY Office Equipment	6/1/2021	Retirements 2021 BP	(53,563.68)	2021	6
KENTUCKY UTILITIES COMPANY	KU-139120-KY Non PC Computer Equip	6/1/2021	Retirements 2021 BP	(30,027.16)	2021	6
KENTUCKY UTILITIES COMPANY	KU-139131-Personal Computers	6/1/2021	Retirements 2021 BP	(924,369.01)	2021	6
KENTUCKY UTILITIES COMPANY	KU-139300- KY Stores Equipment	6/1/2021	Retirements 2021 BP	(2,400.70)	2021	6
KENTUCKY UTILITIES COMPANY	KU-139400- KY Tools, Shop, Garage	6/1/2021	Retirements 2021 BP	(17,072.02)	2021	6
LOUISVILLE GAS & ELECTRIC COMPANY	LGE-131200-MC Unit 2 Boil	6/1/2021	Retirements 2021 BP	(22,921.29)	2021	6
LOUISVILLE GAS & ELECTRIC COMPANY	LGE-131200-MC Unit 3 Boil	6/1/2021	Retirements 2021 BP	(49,615.90)	2021	6
LOUISVILLE GAS & ELECTRIC COMPANY	LGE-131200-MC Unit 4 Boil	6/1/2021	Retirements 2021 BP	(73,113.79)	2021	6
LOUISVILLE GAS & ELECTRIC COMPANY	LGE-131200-MC4 SO2 Boil	6/1/2021	Retirements 2021 BP	(29,420.70)	2021	6
LOUISVILLE GAS & ELECTRIC COMPANY	LGE-131200-TC Unit 1 Boil	6/1/2021	Retirements 2021 BP	(43,340.81)	2021	6
LOUISVILLE GAS & ELECTRIC COMPANY	LGE-135310- KY Elec Transmission -	6/1/2021	Retirements 2021 BP	(249,697.82)	2021	6
LOUISVILLE GAS & ELECTRIC COMPANY	LGE-136400-Electric Distribution -	6/1/2021	Retirements 2021 BP	(146,454.04)	2021	6
LOUISVILLE GAS & ELECTRIC COMPANY	LGE-136500-Electric Distribution -	6/1/2021	Retirements 2021 BP	(152,388.48)	2021	6
LOUISVILLE GAS & ELECTRIC COMPANY	LGE-136700-Electric Distribution -	6/1/2021	Retirements 2021 BP	(69,115.00)	2021	6
LOUISVILLE GAS & ELECTRIC COMPANY	LGE-136800-Line Transformers	6/1/2021	Retirements 2021 BP	(80,954.93)	2021	6

LOUISVILLE GAS & ELECTRIC COMPANY	LGE-137000-Meters	6/1/2021	Retirements 2021 BP	-	2021	6
LOUISVILLE GAS & ELECTRIC COMPANY	LGE-236710-Gas Transmission GLT	6/1/2021	Retirements 2021 BP	(249,198.99)	2021	6
LOUISVILLE GAS & ELECTRIC COMPANY	LGE-237600-Gas Distribution - Mains	6/1/2021	Retirements 2021 BP	(13,252.32)	2021	6
LOUISVILLE GAS & ELECTRIC COMPANY	LGE-238000-Gas Distribution - Gas S	6/1/2021	Retirements 2021 BP	(187,002.19)	2021	6
LOUISVILLE GAS & ELECTRIC COMPANY	LGE-238100-Meters	6/1/2021	Retirements 2021 BP	(68,777.32)	2021	6
LOUISVILLE GAS & ELECTRIC COMPANY	LGE-239400-Tools, Shop, and Garage	6/1/2021	Retirements 2021 BP	(404,964.95)	2021	6
LOUISVILLE GAS & ELECTRIC COMPANY	LGE-330300-Misc Intang Plant-Softwa	6/1/2021	Retirements 2021 BP	(1,687,895.58)	2021	6
LOUISVILLE GAS & ELECTRIC COMPANY	LGE-339110-Office Furniture	6/1/2021	Retirements 2021 BP	(31,146.90)	2021	6
LOUISVILLE GAS & ELECTRIC COMPANY	LGE-339130-Computer Eq	6/1/2021	Retirements 2021 BP	(16,141.89)	2021	6
LOUISVILLE GAS & ELECTRIC COMPANY	LGE-339131-Personal Computers	6/1/2021	Retirements 2021 BP	(4,761.55)	2021	6
LOUISVILLE GAS & ELECTRIC COMPANY	LGE-339400-Tools, Shop, Garage Equi	6/1/2021	Retirements 2021 BP	(26,178.38)	2021	6
KENTUCKY UTILITIES COMPANY	KU-130300-Misc Intangible Plant	7/1/2021	Retirements 2021 BP	(729,912.03)	2021	7
KENTUCKY UTILITIES COMPANY	KU-130310-CCS Software	7/1/2021	Retirements 2021 BP	(1,900,157.59)	2021	7
KENTUCKY UTILITIES COMPANY	KU-131200-GH 1 Boil	7/1/2021	Retirements 2021 BP	(135,070.35)	2021	7
KENTUCKY UTILITIES COMPANY	KU-131200-GH 3 Boil	7/1/2021	Retirements 2021 BP	(173,748.71)	2021	7
KENTUCKY UTILITIES COMPANY	KU-131200-GH 4 Boil	7/1/2021	Retirements 2021 BP	(97,021.71)	2021	7
KENTUCKY UTILITIES COMPANY	KU-131200-GH 4 Boil	7/1/2021	Retirements 2021 BP	(98,349.24)	2021	7
KENTUCKY UTILITIES COMPANY	KU-131200-TC 2 Boil	7/1/2021	Retirements 2021 BP	(156,787.53)	2021	7
KENTUCKY UTILITIES COMPANY	KU-131400-GH 3 Turbogenerator Unit	7/1/2021	Retirements 2021 BP	(104,878.07)	2021	7
KENTUCKY UTILITIES COMPANY	KU-131400-TC 2 Turbogenerator Unit	7/1/2021	Retirements 2021 BP	(57,858.74)	2021	7
KENTUCKY UTILITIES COMPANY	KU-135310- KY Station Equip -Non Sy	7/1/2021	Retirements 2021 BP	(235,216.75)	2021	7
KENTUCKY UTILITIES COMPANY	KU-135500- KY Poles	7/1/2021	Retirements 2021 BP	(226,177.65)	2021	7
KENTUCKY UTILITIES COMPANY	KU-135600-KY OH Cond	7/1/2021	Retirements 2021 BP	(124,168.29)	2021	7
KENTUCKY UTILITIES COMPANY	KU-136200- KY Station Equipment	7/1/2021	Retirements 2021 BP	(193,516.78)	2021	7
KENTUCKY UTILITIES COMPANY	KU-136400-KY Poles, Towers, and Fix	7/1/2021	Retirements 2021 BP	(235,353.86)	2021	7
KENTUCKY UTILITIES COMPANY	KU-136500- KY Overhead Conductor	7/1/2021	Retirements 2021 BP	(1,133,603.97)	2021	7
KENTUCKY UTILITIES COMPANY	KU-136800- KY Line Transformers	7/1/2021	Retirements 2021 BP	(438,402.32)	2021	7
KENTUCKY UTILITIES COMPANY	KU-137000- KY Meters	7/1/2021	Retirements 2021 BP	-	2021	7
KENTUCKY UTILITIES COMPANY	KU-137000- VA Meters	7/1/2021	Retirements 2021 BP	-	2021	7
KENTUCKY UTILITIES COMPANY	KU-137300- KY Str Lighting and Sign	7/1/2021	Retirements 2021 BP	(259,582.57)	2021	7
KENTUCKY UTILITIES COMPANY	KU-139120-KY Non PC Computer Equip	7/1/2021	Retirements 2021 BP	(69,305.37)	2021	7
KENTUCKY UTILITIES COMPANY	KU-139131-Personal Computers	7/1/2021	Retirements 2021 BP	(68,200.58)	2021	7
KENTUCKY UTILITIES COMPANY	KU-139300- KY Stores Equipment	7/1/2021	Retirements 2021 BP	(815.00)	2021	7
KENTUCKY UTILITIES COMPANY	KU-139400- KY Tools, Shop, Garage	7/1/2021	Retirements 2021 BP	(29,247.83)	2021	7
LOUISVILLE GAS & ELECTRIC COMPANY	LGE-131200-MC Unit 2 Boil	7/1/2021	Retirements 2021 BP	(52,464.80)	2021	7
LOUISVILLE GAS & ELECTRIC COMPANY	LGE-131200-MC Unit 3 Boil	7/1/2021	Retirements 2021 BP	(113,566.41)	2021	7
LOUISVILLE GAS & ELECTRIC COMPANY	LGE-131200-MC Unit 4 Boil	7/1/2021	Retirements 2021 BP	(167,351.01)	2021	7
LOUISVILLE GAS & ELECTRIC COMPANY	LGE-131200-MC4 SO2 Boil	7/1/2021	Retirements 2021 BP	(67,341.39)	2021	7
LOUISVILLE GAS & ELECTRIC COMPANY	LGE-131200-TC Unit 1 Boil	7/1/2021	Retirements 2021 BP	(99,203.28)	2021	7
LOUISVILLE GAS & ELECTRIC COMPANY	LGE-135310- KY Elec Transmission -	7/1/2021	Retirements 2021 BP	(197,684.64)	2021	7
LOUISVILLE GAS & ELECTRIC COMPANY	LGE-136400-Electric Distribution -	7/1/2021	Retirements 2021 BP	(410,076.40)	2021	7
LOUISVILLE GAS & ELECTRIC COMPANY	LGE-136500-Electric Distribution -	7/1/2021	Retirements 2021 BP	(426,693.05)	2021	7
LOUISVILLE GAS & ELECTRIC COMPANY	LGE-136700-Electric Distribution -	7/1/2021	Retirements 2021 BP	(193,524.39)	2021	7
LOUISVILLE GAS & ELECTRIC COMPANY	LGE-136800-Line Transformers	7/1/2021	Retirements 2021 BP	(226,676.60)	2021	7
LOUISVILLE GAS & ELECTRIC COMPANY	LGE-137000-Meters	7/1/2021	Retirements 2021 BP	-	2021	7
LOUISVILLE GAS & ELECTRIC COMPANY	LGE-139400-Tools, Shop, and Garage	7/1/2021	Retirements 2021 BP	(216,868.73)	2021	7
LOUISVILLE GAS & ELECTRIC COMPANY	LGE-237600-Gas Distribution - Mains	7/1/2021	Retirements 2021 BP	(13,252.32)	2021	7

LOUISVILLE GAS & ELECTRIC COMPANY	LGE-238000-Gas Distribution - Gas S	7/1/2021	Retirements 2021 BP	(351,146.42)	2021	7
LOUISVILLE GAS & ELECTRIC COMPANY	LGE-238100-Meters	7/1/2021	Retirements 2021 BP	(192,578.88)	2021	7
LOUISVILLE GAS & ELECTRIC COMPANY	LGE-330300-Misc Intang Plant-Softwa	7/1/2021	Retirements 2021 BP	(565,215.37)	2021	7
LOUISVILLE GAS & ELECTRIC COMPANY	LGE-339130-Computer Eq	7/1/2021	Retirements 2021 BP	(3,908.21)	2021	7
LOUISVILLE GAS & ELECTRIC COMPANY	LGE-339131-Personal Computers	7/1/2021	Retirements 2021 BP	(1,537,009.40)	2021	7
KENTUCKY UTILITIES COMPANY	KU-130300-Misc Intangible Plant	8/1/2021	Retirements 2021 BP	(287,090.25)	2021	8
KENTUCKY UTILITIES COMPANY	KU-130310-CCS Software	8/1/2021	Retirements 2021 BP	(37,226.53)	2021	8
KENTUCKY UTILITIES COMPANY	KU-131200-GH 1 Boil	8/1/2021	Retirements 2021 BP	(359,621.63)	2021	8
KENTUCKY UTILITIES COMPANY	KU-131200-GH 3 Boil	8/1/2021	Retirements 2021 BP	(462,601.85)	2021	8
KENTUCKY UTILITIES COMPANY	KU-131200-GH 4 Boil	8/1/2021	Retirements 2021 BP	(258,318.03)	2021	8
KENTUCKY UTILITIES COMPANY	KU-131200-GH 4 Boil	8/1/2021	Retirements 2021 BP	(261,852.54)	2021	8
KENTUCKY UTILITIES COMPANY	KU-131200-TC 2 Boil	8/1/2021	Retirements 2021 BP	(417,443.11)	2021	8
KENTUCKY UTILITIES COMPANY	KU-131400-GH 3 Turbogenerator Unit	8/1/2021	Retirements 2021 BP	(279,235.39)	2021	8
KENTUCKY UTILITIES COMPANY	KU-131400-TC 2 Turbogenerator Unit	8/1/2021	Retirements 2021 BP	(154,047.53)	2021	8
KENTUCKY UTILITIES COMPANY	KU-135310- KY Station Equip -Non Sy	8/1/2021	Retirements 2021 BP	(214,012.03)	2021	8
KENTUCKY UTILITIES COMPANY	KU-135500- KY Poles	8/1/2021	Retirements 2021 BP	(205,787.80)	2021	8
KENTUCKY UTILITIES COMPANY	KU-135600-KY OH Cond	8/1/2021	Retirements 2021 BP	(112,974.55)	2021	8
KENTUCKY UTILITIES COMPANY	KU-136200- KY Station Equipment	8/1/2021	Retirements 2021 BP	(242,802.43)	2021	8
KENTUCKY UTILITIES COMPANY	KU-136400-KY Poles, Towers, and Fix	8/1/2021	Retirements 2021 BP	(295,294.75)	2021	8
KENTUCKY UTILITIES COMPANY	KU-136500- KY Overhead Conductor	8/1/2021	Retirements 2021 BP	(1,422,314.86)	2021	8
KENTUCKY UTILITIES COMPANY	KU-136800- KY Line Transformers	8/1/2021	Retirements 2021 BP	(550,056.42)	2021	8
KENTUCKY UTILITIES COMPANY	KU-137000- KY Meters	8/1/2021	Retirements 2021 BP	-	2021	8
KENTUCKY UTILITIES COMPANY	KU-137000- VA Meters	8/1/2021	Retirements 2021 BP	-	2021	8
KENTUCKY UTILITIES COMPANY	KU-137300- KY Str Lighting and Sign	8/1/2021	Retirements 2021 BP	(325,694.12)	2021	8
KENTUCKY UTILITIES COMPANY	KU-139120-KY Non PC Computer Equip	8/1/2021	Retirements 2021 BP	(303,229.04)	2021	8
KENTUCKY UTILITIES COMPANY	KU-139300- KY Stores Equipment	8/1/2021	Retirements 2021 BP	(8,128.80)	2021	8
KENTUCKY UTILITIES COMPANY	KU-139400- KY Tools, Shop, Garage	8/1/2021	Retirements 2021 BP	(8,223.77)	2021	8
LOUISVILLE GAS & ELECTRIC COMPANY	LGE-131200-MC Unit 2 Boil	8/1/2021	Retirements 2021 BP	(139,686.30)	2021	8
LOUISVILLE GAS & ELECTRIC COMPANY	LGE-131200-MC Unit 3 Boil	8/1/2021	Retirements 2021 BP	(302,367.91)	2021	8
LOUISVILLE GAS & ELECTRIC COMPANY	LGE-131200-MC Unit 4 Boil	8/1/2021	Retirements 2021 BP	(445,568.12)	2021	8
LOUISVILLE GAS & ELECTRIC COMPANY	LGE-131200-MC4 SO2 Boil	8/1/2021	Retirements 2021 BP	(179,294.86)	2021	8
LOUISVILLE GAS & ELECTRIC COMPANY	LGE-131200-TC Unit 1 Boil	8/1/2021	Retirements 2021 BP	(264,126.41)	2021	8
LOUISVILLE GAS & ELECTRIC COMPANY	LGE-135310- KY Elec Transmission -	8/1/2021	Retirements 2021 BP	(179,863.43)	2021	8
LOUISVILLE GAS & ELECTRIC COMPANY	LGE-136400-Electric Distribution -	8/1/2021	Retirements 2021 BP	(514,516.33)	2021	8
LOUISVILLE GAS & ELECTRIC COMPANY	LGE-136500-Electric Distribution -	8/1/2021	Retirements 2021 BP	(535,364.98)	2021	8
LOUISVILLE GAS & ELECTRIC COMPANY	LGE-136700-Electric Distribution -	8/1/2021	Retirements 2021 BP	(242,811.97)	2021	8
LOUISVILLE GAS & ELECTRIC COMPANY	LGE-136800-Line Transformers	8/1/2021	Retirements 2021 BP	(284,407.53)	2021	8
LOUISVILLE GAS & ELECTRIC COMPANY	LGE-137000-Meters	8/1/2021	Retirements 2021 BP	-	2021	8
LOUISVILLE GAS & ELECTRIC COMPANY	LGE-237600-Gas Distribution - Mains	8/1/2021	Retirements 2021 BP	(13,252.32)	2021	8
LOUISVILLE GAS & ELECTRIC COMPANY	LGE-238000-Gas Distribution - Gas S	8/1/2021	Retirements 2021 BP	(416,175.84)	2021	8
LOUISVILLE GAS & ELECTRIC COMPANY	LGE-238100-Meters	8/1/2021	Retirements 2021 BP	(241,625.66)	2021	8
LOUISVILLE GAS & ELECTRIC COMPANY	LGE-330300-Misc Intang Plant-Softwa	8/1/2021	Retirements 2021 BP	(341,207.71)	2021	8
LOUISVILLE GAS & ELECTRIC COMPANY	LGE-339130-Computer Eq	8/1/2021	Retirements 2021 BP	(297,165.98)	2021	8
KENTUCKY UTILITIES COMPANY	KU-130300-Misc Intangible Plant	9/1/2021	Retirements 2021 BP	(267,903.04)	2021	9
KENTUCKY UTILITIES COMPANY	KU-131200-GH 1 Boil	9/1/2021	Retirements 2021 BP	(107,813.05)	2021	9
KENTUCKY UTILITIES COMPANY	KU-131200-GH 3 Boil	9/1/2021	Retirements 2021 BP	(138,686.09)	2021	9
KENTUCKY UTILITIES COMPANY	KU-131200-GH 4 Boil	9/1/2021	Retirements 2021 BP	(77,442.66)	2021	9

KENTUCKY UTILITIES COMPANY	KU-131200-GH 4 Boil	9/1/2021	Retirements 2021 BP	(78,502.29)	2021	9
KENTUCKY UTILITIES COMPANY	KU-131200-TC 2 Boil	9/1/2021	Retirements 2021 BP	(125,147.69)	2021	9
KENTUCKY UTILITIES COMPANY	KU-131400-GH 3 Turbogenerator Unit	9/1/2021	Retirements 2021 BP	(83,713.59)	2021	9
KENTUCKY UTILITIES COMPANY	KU-131400-TC 2 Turbogenerator Unit	9/1/2021	Retirements 2021 BP	(46,182.80)	2021	9
KENTUCKY UTILITIES COMPANY	KU-135310- KY Station Equip -Non Sy	9/1/2021	Retirements 2021 BP	(179,559.59)	2021	9
KENTUCKY UTILITIES COMPANY	KU-135500- KY Poles	9/1/2021	Retirements 2021 BP	(172,659.33)	2021	9
KENTUCKY UTILITIES COMPANY	KU-135600-KY OH Cond	9/1/2021	Retirements 2021 BP	(94,787.49)	2021	9
KENTUCKY UTILITIES COMPANY	KU-136200- KY Station Equipment	9/1/2021	Retirements 2021 BP	(70,132.61)	2021	9
KENTUCKY UTILITIES COMPANY	KU-136400-KY Poles, Towers, and Fix	9/1/2021	Retirements 2021 BP	(85,294.83)	2021	9
KENTUCKY UTILITIES COMPANY	KU-136500- KY Overhead Conductor	9/1/2021	Retirements 2021 BP	(410,830.56)	2021	9
KENTUCKY UTILITIES COMPANY	KU-136800- KY Line Transformers	9/1/2021	Retirements 2021 BP	(158,881.83)	2021	9
KENTUCKY UTILITIES COMPANY	KU-137000- KY Meters	9/1/2021	Retirements 2021 BP	-	2021	9
KENTUCKY UTILITIES COMPANY	KU-137000- VA Meters	9/1/2021	Retirements 2021 BP	-	2021	9
KENTUCKY UTILITIES COMPANY	KU-137300- KY Str Lighting and Sign	9/1/2021	Retirements 2021 BP	(94,075.58)	2021	9
KENTUCKY UTILITIES COMPANY	KU-139120-KY Non PC Computer Equip	9/1/2021	Retirements 2021 BP	(606,092.62)	2021	9
KENTUCKY UTILITIES COMPANY	KU-139300- KY Stores Equipment	9/1/2021	Retirements 2021 BP	(4,259.20)	2021	9
KENTUCKY UTILITIES COMPANY	KU-139400- KY Tools, Shop, Garage	9/1/2021	Retirements 2021 BP	(3,332.66)	2021	9
LOUISVILLE GAS & ELECTRIC COMPANY	LGE-131200-MC Unit 2 Boil	9/1/2021	Retirements 2021 BP	(41,877.37)	2021	9
LOUISVILLE GAS & ELECTRIC COMPANY	LGE-131200-MC Unit 3 Boil	9/1/2021	Retirements 2021 BP	(90,648.63)	2021	9
LOUISVILLE GAS & ELECTRIC COMPANY	LGE-131200-MC Unit 4 Boil	9/1/2021	Retirements 2021 BP	(133,579.45)	2021	9
LOUISVILLE GAS & ELECTRIC COMPANY	LGE-131200-MC4 SO2 Boil	9/1/2021	Retirements 2021 BP	(53,751.84)	2021	9
LOUISVILLE GAS & ELECTRIC COMPANY	LGE-131200-TC Unit 1 Boil	9/1/2021	Retirements 2021 BP	(79,183.99)	2021	9
LOUISVILLE GAS & ELECTRIC COMPANY	LGE-135310- KY Elec Transmission -	9/1/2021	Retirements 2021 BP	(150,908.35)	2021	9
LOUISVILLE GAS & ELECTRIC COMPANY	LGE-136400-Electric Distribution -	9/1/2021	Retirements 2021 BP	(148,616.20)	2021	9
LOUISVILLE GAS & ELECTRIC COMPANY	LGE-136500-Electric Distribution -	9/1/2021	Retirements 2021 BP	(154,638.26)	2021	9
LOUISVILLE GAS & ELECTRIC COMPANY	LGE-136700-Electric Distribution -	9/1/2021	Retirements 2021 BP	(70,135.37)	2021	9
LOUISVILLE GAS & ELECTRIC COMPANY	LGE-136800-Line Transformers	9/1/2021	Retirements 2021 BP	(82,150.10)	2021	9
LOUISVILLE GAS & ELECTRIC COMPANY	LGE-137000-Meters	9/1/2021	Retirements 2021 BP	-	2021	9
LOUISVILLE GAS & ELECTRIC COMPANY	LGE-235020-Gas Storage Underground	9/1/2021	Retirements 2021 BP	(2,621,030.63)	2021	9
LOUISVILLE GAS & ELECTRIC COMPANY	LGE-236710-Gas Transmission GLT	9/1/2021	Retirements 2021 BP	(14,959.11)	2021	9
LOUISVILLE GAS & ELECTRIC COMPANY	LGE-237600-Gas Distribution - Mains	9/1/2021	Retirements 2021 BP	(13,252.32)	2021	9
LOUISVILLE GAS & ELECTRIC COMPANY	LGE-238000-Gas Distribution - Gas S	9/1/2021	Retirements 2021 BP	(188,348.46)	2021	9
LOUISVILLE GAS & ELECTRIC COMPANY	LGE-238100-Meters	9/1/2021	Retirements 2021 BP	(69,792.71)	2021	9
LOUISVILLE GAS & ELECTRIC COMPANY	LGE-330300-Misc Intang Plant-Softwa	9/1/2021	Retirements 2021 BP	(126,868.98)	2021	9
LOUISVILLE GAS & ELECTRIC COMPANY	LGE-339130-Computer Eq	9/1/2021	Retirements 2021 BP	(576,952.54)	2021	9
LOUISVILLE GAS & ELECTRIC COMPANY	LGE-339131-Personal Computers	9/1/2021	Retirements 2021 BP	(1,084.68)	2021	9
KENTUCKY UTILITIES COMPANY	KU-130300-Misc Intangible Plant	10/1/2021	Retirements 2021 BP	(1,633,549.90)	2021	10
KENTUCKY UTILITIES COMPANY	KU-130310-CCS Software	10/1/2021	Retirements 2021 BP	(149,277.59)	2021	10
KENTUCKY UTILITIES COMPANY	KU-131200-GH 1 Boil	10/1/2021	Retirements 2021 BP	(69,247.90)	2021	10
KENTUCKY UTILITIES COMPANY	KU-131200-GH 3 Boil	10/1/2021	Retirements 2021 BP	(89,077.53)	2021	10
KENTUCKY UTILITIES COMPANY	KU-131200-GH 4 Boil	10/1/2021	Retirements 2021 BP	(49,741.12)	2021	10
KENTUCKY UTILITIES COMPANY	KU-131200-GH 4 Boil	10/1/2021	Retirements 2021 BP	(50,421.71)	2021	10
KENTUCKY UTILITIES COMPANY	KU-131200-TC 2 Boil	10/1/2021	Retirements 2021 BP	(80,381.87)	2021	10
KENTUCKY UTILITIES COMPANY	KU-131400-GH 3 Turbogenerator Unit	10/1/2021	Retirements 2021 BP	(53,768.91)	2021	10
KENTUCKY UTILITIES COMPANY	KU-131400-TC 2 Turbogenerator Unit	10/1/2021	Retirements 2021 BP	(29,663.03)	2021	10
KENTUCKY UTILITIES COMPANY	KU-135310- KY Station Equip -Non Sy	10/1/2021	Retirements 2021 BP	(248,894.93)	2021	10
KENTUCKY UTILITIES COMPANY	KU-135500- KY Poles	10/1/2021	Retirements 2021 BP	(239,330.19)	2021	10

KENTUCKY UTILITIES COMPANY	KU-135600-KY OH Cond	10/1/2021	Retirements 2021 BP	(131,388.85)	2021	10
KENTUCKY UTILITIES COMPANY	KU-136200- KY Station Equipment	10/1/2021	Retirements 2021 BP	(137,352.67)	2021	10
KENTUCKY UTILITIES COMPANY	KU-136400-KY Poles, Towers, and Fix	10/1/2021	Retirements 2021 BP	(167,047.43)	2021	10
KENTUCKY UTILITIES COMPANY	KU-136500- KY Overhead Conductor	10/1/2021	Retirements 2021 BP	(804,599.62)	2021	10
KENTUCKY UTILITIES COMPANY	KU-136800- KY Line Transformers	10/1/2021	Retirements 2021 BP	(311,165.41)	2021	10
KENTUCKY UTILITIES COMPANY	KU-137000- KY Meters	10/1/2021	Retirements 2021 BP	-	2021	10
KENTUCKY UTILITIES COMPANY	KU-137000- VA Meters	10/1/2021	Retirements 2021 BP	-	2021	10
KENTUCKY UTILITIES COMPANY	KU-137300- KY Str Lighting and Sign	10/1/2021	Retirements 2021 BP	(184,244.27)	2021	10
KENTUCKY UTILITIES COMPANY	KU-139110- KY Office Equipment	10/1/2021	Retirements 2021 BP	(18,508.94)	2021	10
KENTUCKY UTILITIES COMPANY	KU-139120-KY Non PC Computer Equip	10/1/2021	Retirements 2021 BP	(1,105,712.46)	2021	10
KENTUCKY UTILITIES COMPANY	KU-139131-Personal Computers	10/1/2021	Retirements 2021 BP	(66,365.90)	2021	10
LOUISVILLE GAS & ELECTRIC COMPANY	LGE-131200-MC Unit 2 Boil	10/1/2021	Retirements 2021 BP	(26,897.67)	2021	10
LOUISVILLE GAS & ELECTRIC COMPANY	LGE-131200-MC Unit 3 Boil	10/1/2021	Retirements 2021 BP	(58,223.26)	2021	10
LOUISVILLE GAS & ELECTRIC COMPANY	LGE-131200-MC Unit 4 Boil	10/1/2021	Retirements 2021 BP	(85,797.56)	2021	10
LOUISVILLE GAS & ELECTRIC COMPANY	LGE-131200-MC4 SO2 Boil	10/1/2021	Retirements 2021 BP	(34,524.60)	2021	10
LOUISVILLE GAS & ELECTRIC COMPANY	LGE-131200-TC Unit 1 Boil	10/1/2021	Retirements 2021 BP	(50,859.56)	2021	10
LOUISVILLE GAS & ELECTRIC COMPANY	LGE-135310- KY Elec Transmission -	10/1/2021	Retirements 2021 BP	(209,180.28)	2021	10
LOUISVILLE GAS & ELECTRIC COMPANY	LGE-136400-Electric Distribution -	10/1/2021	Retirements 2021 BP	(291,060.48)	2021	10
LOUISVILLE GAS & ELECTRIC COMPANY	LGE-136500-Electric Distribution -	10/1/2021	Retirements 2021 BP	(302,854.50)	2021	10
LOUISVILLE GAS & ELECTRIC COMPANY	LGE-136700-Electric Distribution -	10/1/2021	Retirements 2021 BP	(137,358.06)	2021	10
LOUISVILLE GAS & ELECTRIC COMPANY	LGE-136800-Line Transformers	10/1/2021	Retirements 2021 BP	(160,888.56)	2021	10
LOUISVILLE GAS & ELECTRIC COMPANY	LGE-137000-Meters	10/1/2021	Retirements 2021 BP	-	2021	10
LOUISVILLE GAS & ELECTRIC COMPANY	LGE-236710-Gas Transmission GLT	10/1/2021	Retirements 2021 BP	(1,133,148.44)	2021	10
LOUISVILLE GAS & ELECTRIC COMPANY	LGE-237600-Gas Distribution - Mains	10/1/2021	Retirements 2021 BP	(13,252.32)	2021	10
LOUISVILLE GAS & ELECTRIC COMPANY	LGE-238000-Gas Distribution - Gas S	10/1/2021	Retirements 2021 BP	(277,041.26)	2021	10
LOUISVILLE GAS & ELECTRIC COMPANY	LGE-238100-Meters	10/1/2021	Retirements 2021 BP	(136,686.97)	2021	10
LOUISVILLE GAS & ELECTRIC COMPANY	LGE-330300-Misc Intang Plant-Softwa	10/1/2021	Retirements 2021 BP	(1,461,397.17)	2021	10
LOUISVILLE GAS & ELECTRIC COMPANY	LGE-339110-Office Furniture	10/1/2021	Retirements 2021 BP	(128,093.04)	2021	10
LOUISVILLE GAS & ELECTRIC COMPANY	LGE-339130-Computer Eq	10/1/2021	Retirements 2021 BP	(1,035,996.29)	2021	10
LOUISVILLE GAS & ELECTRIC COMPANY	LGE-339131-Personal Computers	10/1/2021	Retirements 2021 BP	(135,154.64)	2021	10
KENTUCKY UTILITIES COMPANY	KU-130300-Misc Intangible Plant	11/1/2021	Retirements 2021 BP	(1,182,350.61)	2021	11
KENTUCKY UTILITIES COMPANY	KU-131200-GH 1 Boil	11/1/2021	Retirements 2021 BP	(123,379.09)	2021	11
KENTUCKY UTILITIES COMPANY	KU-131200-GH 2 Boil	11/1/2021	Retirements 2021 BP	(212,588.00)	2021	11
KENTUCKY UTILITIES COMPANY	KU-131200-GH 3 Boil	11/1/2021	Retirements 2021 BP	(158,709.57)	2021	11
KENTUCKY UTILITIES COMPANY	KU-131200-GH 4 Boil	11/1/2021	Retirements 2021 BP	(88,623.82)	2021	11
KENTUCKY UTILITIES COMPANY	KU-131200-GH 4 Boil	11/1/2021	Retirements 2021 BP	(89,836.44)	2021	11
KENTUCKY UTILITIES COMPANY	KU-131200-TC 2 Boil	11/1/2021	Retirements 2021 BP	(143,216.50)	2021	11
KENTUCKY UTILITIES COMPANY	KU-131400-GH 3 Turbogenerator Unit	11/1/2021	Retirements 2021 BP	(95,800.15)	2021	11
KENTUCKY UTILITIES COMPANY	KU-131400-TC 2 Turbogenerator Unit	11/1/2021	Retirements 2021 BP	(52,850.67)	2021	11
KENTUCKY UTILITIES COMPANY	KU-135310- KY Station Equip -Non Sy	11/1/2021	Retirements 2021 BP	(389,315.55)	2021	11
KENTUCKY UTILITIES COMPANY	KU-135500- KY Poles	11/1/2021	Retirements 2021 BP	(374,354.61)	2021	11
KENTUCKY UTILITIES COMPANY	KU-135600-KY OH Cond	11/1/2021	Retirements 2021 BP	(205,515.32)	2021	11
KENTUCKY UTILITIES COMPANY	KU-136200- KY Station Equipment	11/1/2021	Retirements 2021 BP	(147,598.02)	2021	11
KENTUCKY UTILITIES COMPANY	KU-136400-KY Poles, Towers, and Fix	11/1/2021	Retirements 2021 BP	(179,507.76)	2021	11
KENTUCKY UTILITIES COMPANY	KU-136500- KY Overhead Conductor	11/1/2021	Retirements 2021 BP	(864,615.99)	2021	11
KENTUCKY UTILITIES COMPANY	KU-136800- KY Line Transformers	11/1/2021	Retirements 2021 BP	(334,375.73)	2021	11
KENTUCKY UTILITIES COMPANY	KU-137000- KY Meters	11/1/2021	Retirements 2021 BP	-	2021	11

KENTUCKY UTILITIES COMPANY	KU-137000- VA Meters	11/1/2021	Retirements 2021 BP	-	2021	11
KENTUCKY UTILITIES COMPANY	KU-137300- KY Str Lighting and Sign	11/1/2021	Retirements 2021 BP	(197,987.35)	2021	11
KENTUCKY UTILITIES COMPANY	KU-139110- KY Office Equipment	11/1/2021	Retirements 2021 BP	(161,904.91)	2021	11
KENTUCKY UTILITIES COMPANY	KU-139120-KY Non PC Computer Equip	11/1/2021	Retirements 2021 BP	(8,769.02)	2021	11
KENTUCKY UTILITIES COMPANY	KU-139400- KY Tools, Shop, Garage	11/1/2021	Retirements 2021 BP	(75,986.90)	2021	11
LOUISVILLE GAS & ELECTRIC COMPANY	LGE-131200-MC Unit 2 Boil	11/1/2021	Retirements 2021 BP	(47,923.62)	2021	11
LOUISVILLE GAS & ELECTRIC COMPANY	LGE-131200-MC Unit 3 Boil	11/1/2021	Retirements 2021 BP	(274,733.47)	2021	11
LOUISVILLE GAS & ELECTRIC COMPANY	LGE-131200-MC Unit 4 Boil	11/1/2021	Retirements 2021 BP	(152,865.64)	2021	11
LOUISVILLE GAS & ELECTRIC COMPANY	LGE-131200-MC4 SO2 Boil	11/1/2021	Retirements 2021 BP	(61,512.53)	2021	11
LOUISVILLE GAS & ELECTRIC COMPANY	LGE-131200-TC Unit 1 Boil	11/1/2021	Retirements 2021 BP	(142,616.56)	2021	11
LOUISVILLE GAS & ELECTRIC COMPANY	LGE-134100-Zorn - Structurses & Imp	11/1/2021	Retirements 2021 BP	(8,241.14)	2021	11
LOUISVILLE GAS & ELECTRIC COMPANY	LGE-134200-Zorn - Fuel Holders, Pro	11/1/2021	Retirements 2021 BP	(22,229.02)	2021	11
LOUISVILLE GAS & ELECTRIC COMPANY	LGE-134400-Zorn - Generators	11/1/2021	Retirements 2021 BP	(1,919,304.70)	2021	11
LOUISVILLE GAS & ELECTRIC COMPANY	LGE-134500-Zorn - Accessory Electri	11/1/2021	Retirements 2021 BP	(94,656.49)	2021	11
LOUISVILLE GAS & ELECTRIC COMPANY	LGE-134600-Zorn - Misc. Power Plant	11/1/2021	Retirements 2021 BP	(9,488.39)	2021	11
LOUISVILLE GAS & ELECTRIC COMPANY	LGE-135310- KY Elec Transmission -	11/1/2021	Retirements 2021 BP	(327,194.83)	2021	11
LOUISVILLE GAS & ELECTRIC COMPANY	LGE-136400-Electric Distribution -	11/1/2021	Retirements 2021 BP	(312,771.15)	2021	11
LOUISVILLE GAS & ELECTRIC COMPANY	LGE-136500-Electric Distribution -	11/1/2021	Retirements 2021 BP	(325,444.90)	2021	11
LOUISVILLE GAS & ELECTRIC COMPANY	LGE-136700-Electric Distribution -	11/1/2021	Retirements 2021 BP	(147,603.82)	2021	11
LOUISVILLE GAS & ELECTRIC COMPANY	LGE-136800-Line Transformers	11/1/2021	Retirements 2021 BP	(172,889.49)	2021	11
LOUISVILLE GAS & ELECTRIC COMPANY	LGE-137000-Meters	11/1/2021	Retirements 2021 BP	-	2021	11
LOUISVILLE GAS & ELECTRIC COMPANY	LGE-237600-Gas Distribution - Mains	11/1/2021	Retirements 2021 BP	(13,252.32)	2021	11
LOUISVILLE GAS & ELECTRIC COMPANY	LGE-238000-Gas Distribution - Gas S	11/1/2021	Retirements 2021 BP	(290,559.39)	2021	11
LOUISVILLE GAS & ELECTRIC COMPANY	LGE-238100-Meters	11/1/2021	Retirements 2021 BP	(168,647.12)	2021	11
LOUISVILLE GAS & ELECTRIC COMPANY	LGE-330300-Misc Intang Plant-Softwa	11/1/2021	Retirements 2021 BP	(1,106,073.97)	2021	11
LOUISVILLE GAS & ELECTRIC COMPANY	LGE-330310-CCS Software	11/1/2021	Retirements 2021 BP	(137,952.18)	2021	11
LOUISVILLE GAS & ELECTRIC COMPANY	LGE-339130-Computer Eq	11/1/2021	Retirements 2021 BP	(4,126.54)	2021	11
KENTUCKY UTILITIES COMPANY	KU-130300-Misc Intangible Plant	12/1/2021	Retirements 2021 BP	(4,402,515.46)	2021	12
KENTUCKY UTILITIES COMPANY	KU-131200-GH 1 Boil	12/1/2021	Retirements 2021 BP	(204,350.34)	2021	12
KENTUCKY UTILITIES COMPANY	KU-131200-GH 1 Boil - Ash Pond	12/1/2021	Retirements 2021 BP	(2,100,620.94)	2021	12
KENTUCKY UTILITIES COMPANY	KU-131200-GH 2 SC Boil - Ash Pond	12/1/2021	Retirements 2021 BP	(1,901,133.18)	2021	12
KENTUCKY UTILITIES COMPANY	KU-131200-GH 3 Boil	12/1/2021	Retirements 2021 BP	(262,867.52)	2021	12
KENTUCKY UTILITIES COMPANY	KU-131200-GH 4 Boil	12/1/2021	Retirements 2021 BP	(146,785.88)	2021	12
KENTUCKY UTILITIES COMPANY	KU-131200-GH 4 Boil	12/1/2021	Retirements 2021 BP	(148,794.31)	2021	12
KENTUCKY UTILITIES COMPANY	KU-131200-TC 2 Boil	12/1/2021	Retirements 2021 BP	(237,206.65)	2021	12
KENTUCKY UTILITIES COMPANY	KU-131200-TC 2 Boil	12/1/2021	Retirements 2021 BP	(4,610,665.23)	2021	12
KENTUCKY UTILITIES COMPANY	KU-131400-GH 3 Turbogenerator Unit	12/1/2021	Retirements 2021 BP	(158,671.89)	2021	12
KENTUCKY UTILITIES COMPANY	KU-131400-TC 2 Turbogenerator Unit	12/1/2021	Retirements 2021 BP	(87,535.52)	2021	12
KENTUCKY UTILITIES COMPANY	KU-135310- KY Station Equip -Non Sy	12/1/2021	Retirements 2021 BP	(296,332.23)	2021	12
KENTUCKY UTILITIES COMPANY	KU-135500- KY Poles	12/1/2021	Retirements 2021 BP	(284,944.54)	2021	12
KENTUCKY UTILITIES COMPANY	KU-135600-KY OH Cond	12/1/2021	Retirements 2021 BP	(156,430.47)	2021	12
KENTUCKY UTILITIES COMPANY	KU-136200- KY Station Equipment	12/1/2021	Retirements 2021 BP	(166,239.80)	2021	12
KENTUCKY UTILITIES COMPANY	KU-136400-KY Poles, Towers, and Fix	12/1/2021	Retirements 2021 BP	(202,179.77)	2021	12
KENTUCKY UTILITIES COMPANY	KU-136500- KY Overhead Conductor	12/1/2021	Retirements 2021 BP	(973,817.85)	2021	12
KENTUCKY UTILITIES COMPANY	KU-136800- KY Line Transformers	12/1/2021	Retirements 2021 BP	(376,607.72)	2021	12
KENTUCKY UTILITIES COMPANY	KU-137000- KY Meters	12/1/2021	Retirements 2021 BP	(171,233.83)	2021	12
KENTUCKY UTILITIES COMPANY	KU-137000- VA Meters	12/1/2021	Retirements 2021 BP	-	2021	12

KENTUCKY UTILITIES COMPANY	KU-137300- KY Str Lighting and Sign	12/1/2021	Retirements 2021 BP	(222,993.34)	2021	12
KENTUCKY UTILITIES COMPANY	KU-139120-KY Non PC Computer Equip	12/1/2021	Retirements 2021 BP	(61,257.13)	2021	12
KENTUCKY UTILITIES COMPANY	KU-139400- KY Tools, Shop, Garage	12/1/2021	Retirements 2021 BP	(51,752.06)	2021	12
KENTUCKY UTILITIES COMPANY	KU-139400- VA Tools, Shop, Garage	12/1/2021	Retirements 2021 BP	(1,006.83)	2021	12
LOUISVILLE GAS & ELECTRIC COMPANY	LGE-131200-MC Unit 1 Boil-Ash Pond	12/1/2021	Retirements 2021 BP	(411,750.29)	2021	12
LOUISVILLE GAS & ELECTRIC COMPANY	LGE-131200-MC Unit 2 Boil	12/1/2021	Retirements 2021 BP	(79,374.93)	2021	12
LOUISVILLE GAS & ELECTRIC COMPANY	LGE-131200-MC Unit 3 Boil	12/1/2021	Retirements 2021 BP	(171,816.65)	2021	12
LOUISVILLE GAS & ELECTRIC COMPANY	LGE-131200-MC Unit 4 Boil	12/1/2021	Retirements 2021 BP	(253,188.32)	2021	12
LOUISVILLE GAS & ELECTRIC COMPANY	LGE-131200-MC4 SO2 Boil	12/1/2021	Retirements 2021 BP	(101,881.98)	2021	12
LOUISVILLE GAS & ELECTRIC COMPANY	LGE-131200-TC Unit 1 Boil	12/1/2021	Retirements 2021 BP	(150,086.41)	2021	12
LOUISVILLE GAS & ELECTRIC COMPANY	LGE-131200-TC Unit 2 Boil	12/1/2021	Retirements 2021 BP	(5,057,242.50)	2021	12
LOUISVILLE GAS & ELECTRIC COMPANY	LGE-135310- KY Elec Transmission -	12/1/2021	Retirements 2021 BP	(249,048.30)	2021	12
LOUISVILLE GAS & ELECTRIC COMPANY	LGE-136400-Electric Distribution -	12/1/2021	Retirements 2021 BP	(352,274.45)	2021	12
LOUISVILLE GAS & ELECTRIC COMPANY	LGE-136500-Electric Distribution -	12/1/2021	Retirements 2021 BP	(366,548.91)	2021	12
LOUISVILLE GAS & ELECTRIC COMPANY	LGE-136700-Electric Distribution -	12/1/2021	Retirements 2021 BP	(166,246.33)	2021	12
LOUISVILLE GAS & ELECTRIC COMPANY	LGE-136800-Line Transformers	12/1/2021	Retirements 2021 BP	(194,725.61)	2021	12
LOUISVILLE GAS & ELECTRIC COMPANY	LGE-137000-Meters	12/1/2021	Retirements 2021 BP	(19,746.30)	2021	12
LOUISVILLE GAS & ELECTRIC COMPANY	LGE-236700-Gas Transmission - Mains	12/1/2021	Retirements 2021 BP	(426,004.79)	2021	12
LOUISVILLE GAS & ELECTRIC COMPANY	LGE-237600-Gas Distribution - Mains	12/1/2021	Retirements 2021 BP	(13,252.32)	2021	12
LOUISVILLE GAS & ELECTRIC COMPANY	LGE-238000-Gas Distribution - Gas S	12/1/2021	Retirements 2021 BP	(315,156.08)	2021	12
LOUISVILLE GAS & ELECTRIC COMPANY	LGE-238100-Meters	12/1/2021	Retirements 2021 BP	(165,434.10)	2021	12
LOUISVILLE GAS & ELECTRIC COMPANY	LGE-330300-Misc Intang Plant-Softwa	12/1/2021	Retirements 2021 BP	(4,163,763.23)	2021	12
LOUISVILLE GAS & ELECTRIC COMPANY	LGE-339130-Computer Eq	12/1/2021	Retirements 2021 BP	(48,130.63)	2021	12
KENTUCKY UTILITIES COMPANY	KU-130300-Misc Intangible Plant	1/1/2022	Retirements 2021 BP	(1,355,698.21)	2022	1
KENTUCKY UTILITIES COMPANY	KU-131200-GH 1 Boil	1/1/2022	Retirements 2021 BP	(228,402.19)	2022	1
KENTUCKY UTILITIES COMPANY	KU-131200-GH 3 Boil	1/1/2022	Retirements 2021 BP	(293,806.78)	2022	1
KENTUCKY UTILITIES COMPANY	KU-131200-GH 4 Boil	1/1/2022	Retirements 2021 BP	(164,062.44)	2022	1
KENTUCKY UTILITIES COMPANY	KU-131200-GH 4 Boil	1/1/2022	Retirements 2021 BP	(166,307.27)	2022	1
KENTUCKY UTILITIES COMPANY	KU-131200-TC 2 Boil	1/1/2022	Retirements 2021 BP	(265,125.65)	2022	1
KENTUCKY UTILITIES COMPANY	KU-131400-GH 3 Turbogenerator Unit	1/1/2022	Retirements 2021 BP	(177,347.43)	2022	1
KENTUCKY UTILITIES COMPANY	KU-131400-TC 2 Turbogenerator Unit	1/1/2022	Retirements 2021 BP	(97,838.37)	2022	1
KENTUCKY UTILITIES COMPANY	KU-135310- KY Station Equip -Non Sy	1/1/2022	Retirements 2021 BP	(155,901.89)	2022	1
KENTUCKY UTILITIES COMPANY	KU-135500- KY Poles	1/1/2022	Retirements 2021 BP	(149,910.76)	2022	1
KENTUCKY UTILITIES COMPANY	KU-135600-KY OH Cond	1/1/2022	Retirements 2021 BP	(82,298.86)	2022	1
KENTUCKY UTILITIES COMPANY	KU-136200- KY Station Equipment	1/1/2022	Retirements 2021 BP	(13,492.43)	2022	1
KENTUCKY UTILITIES COMPANY	KU-136400-KY Poles, Towers, and Fix	1/1/2022	Retirements 2021 BP	(16,409.41)	2022	1
KENTUCKY UTILITIES COMPANY	KU-136500- KY Overhead Conductor	1/1/2022	Retirements 2021 BP	(79,037.45)	2022	1
KENTUCKY UTILITIES COMPANY	KU-136800- KY Line Transformers	1/1/2022	Retirements 2021 BP	(30,566.41)	2022	1
KENTUCKY UTILITIES COMPANY	KU-137000- KY Meters	1/1/2022	Retirements 2021 BP	(167,017.74)	2022	1
KENTUCKY UTILITIES COMPANY	KU-137000- VA Meters	1/1/2022	Retirements 2021 BP	-	2022	1
KENTUCKY UTILITIES COMPANY	KU-137300- KY Str Lighting and Sign	1/1/2022	Retirements 2021 BP	(18,098.69)	2022	1
KENTUCKY UTILITIES COMPANY	KU-139120-KY Non PC Computer Equip	1/1/2022	Retirements 2021 BP	(44,446.72)	2022	1
LOUISVILLE GAS & ELECTRIC COMPANY	LGE-131200-MC Unit 2 Boil	1/1/2022	Retirements 2021 BP	(88,717.29)	2022	1
LOUISVILLE GAS & ELECTRIC COMPANY	LGE-131200-MC Unit 3 Boil	1/1/2022	Retirements 2021 BP	(192,039.32)	2022	1
LOUISVILLE GAS & ELECTRIC COMPANY	LGE-131200-MC Unit 4 Boil	1/1/2022	Retirements 2021 BP	(282,988.36)	2022	1
LOUISVILLE GAS & ELECTRIC COMPANY	LGE-131200-MC4 SO2 Boil	1/1/2022	Retirements 2021 BP	(113,873.40)	2022	1
LOUISVILLE GAS & ELECTRIC COMPANY	LGE-131200-TC Unit 1 Boil	1/1/2022	Retirements 2021 BP	(167,751.45)	2022	1

LOUISVILLE GAS & ELECTRIC COMPANY	LGE-135310- KY Elec Transmission -	1/1/2022	Retirements 2021 BP	(131,025.57)	2022	1
LOUISVILLE GAS & ELECTRIC COMPANY	LGE-136400-Electric Distribution -	1/1/2022	Retirements 2021 BP	(28,591.46)	2022	1
LOUISVILLE GAS & ELECTRIC COMPANY	LGE-136500-Electric Distribution -	1/1/2022	Retirements 2021 BP	(29,750.01)	2022	1
LOUISVILLE GAS & ELECTRIC COMPANY	LGE-136700-Electric Distribution -	1/1/2022	Retirements 2021 BP	(13,492.96)	2022	1
LOUISVILLE GAS & ELECTRIC COMPANY	LGE-136800-Line Transformers	1/1/2022	Retirements 2021 BP	(15,804.41)	2022	1
LOUISVILLE GAS & ELECTRIC COMPANY	LGE-137000-Meters	1/1/2022	Retirements 2021 BP	(21,564.26)	2022	1
LOUISVILLE GAS & ELECTRIC COMPANY	LGE-237600-Gas Distribution - Mains	1/1/2022	Retirements 2021 BP	(13,252.32)	2022	1
LOUISVILLE GAS & ELECTRIC COMPANY	LGE-238000-Gas Distribution - Gas S	1/1/2022	Retirements 2021 BP	(113,530.66)	2022	1
LOUISVILLE GAS & ELECTRIC COMPANY	LGE-238100-Meters	1/1/2022	Retirements 2021 BP	(13,427.04)	2022	1
LOUISVILLE GAS & ELECTRIC COMPANY	LGE-330300-Misc Intang Plant-Softwa	1/1/2022	Retirements 2021 BP	(1,344,952.94)	2022	1
LOUISVILLE GAS & ELECTRIC COMPANY	LGE-339130-Computer Eq	1/1/2022	Retirements 2021 BP	(11,266.91)	2022	1
KENTUCKY UTILITIES COMPANY	KU-130300-Misc Intangible Plant	2/1/2022	Retirements 2021 BP	(144,012.76)	2022	2
KENTUCKY UTILITIES COMPANY	KU-131200-GH 1 Boil	2/1/2022	Retirements 2021 BP	(1,147,557.18)	2022	2
KENTUCKY UTILITIES COMPANY	KU-131200-GH 3 Boil	2/1/2022	Retirements 2021 BP	(1,476,168.39)	2022	2
KENTUCKY UTILITIES COMPANY	KU-131200-GH 4 Boil	2/1/2022	Retirements 2021 BP	(824,296.11)	2022	2
KENTUCKY UTILITIES COMPANY	KU-131200-GH 4 Boil	2/1/2022	Retirements 2021 BP	(835,574.77)	2022	2
KENTUCKY UTILITIES COMPANY	KU-131200-TC 2 Boil	2/1/2022	Retirements 2021 BP	(1,332,066.28)	2022	2
KENTUCKY UTILITIES COMPANY	KU-131400-GH 3 Turbogenerator Unit	2/1/2022	Retirements 2021 BP	(891,043.67)	2022	2
KENTUCKY UTILITIES COMPANY	KU-131400-TC 2 Turbogenerator Unit	2/1/2022	Retirements 2021 BP	(491,567.63)	2022	2
KENTUCKY UTILITIES COMPANY	KU-135310- KY Station Equip -Non Sy	2/1/2022	Retirements 2021 BP	(243,242.12)	2022	2
KENTUCKY UTILITIES COMPANY	KU-135500- KY Poles	2/1/2022	Retirements 2021 BP	(233,894.61)	2022	2
KENTUCKY UTILITIES COMPANY	KU-135600-KY OH Cond	2/1/2022	Retirements 2021 BP	(128,404.79)	2022	2
KENTUCKY UTILITIES COMPANY	KU-136200- KY Station Equipment	2/1/2022	Retirements 2021 BP	(68,914.23)	2022	2
KENTUCKY UTILITIES COMPANY	KU-136400-KY Poles, Towers, and Fix	2/1/2022	Retirements 2021 BP	(83,813.05)	2022	2
KENTUCKY UTILITIES COMPANY	KU-136500- KY Overhead Conductor	2/1/2022	Retirements 2021 BP	(403,693.41)	2022	2
KENTUCKY UTILITIES COMPANY	KU-136800- KY Line Transformers	2/1/2022	Retirements 2021 BP	(156,121.65)	2022	2
KENTUCKY UTILITIES COMPANY	KU-137000- KY Meters	2/1/2022	Retirements 2021 BP	(136,843.41)	2022	2
KENTUCKY UTILITIES COMPANY	KU-137000- VA Meters	2/1/2022	Retirements 2021 BP	-	2022	2
KENTUCKY UTILITIES COMPANY	KU-137300- KY Str Lighting and Sign	2/1/2022	Retirements 2021 BP	(92,441.25)	2022	2
KENTUCKY UTILITIES COMPANY	KU-139120-KY Non PC Computer Equip	2/1/2022	Retirements 2021 BP	(661,211.98)	2022	2
KENTUCKY UTILITIES COMPANY	KU-139400- KY Tools, Shop, Garage	2/1/2022	Retirements 2021 BP	(6,501.29)	2022	2
LOUISVILLE GAS & ELECTRIC COMPANY	LGE-131200-MC Unit 2 Boil	2/1/2022	Retirements 2021 BP	(445,740.76)	2022	2
LOUISVILLE GAS & ELECTRIC COMPANY	LGE-131200-MC Unit 3 Boil	2/1/2022	Retirements 2021 BP	(964,859.84)	2022	2
LOUISVILLE GAS & ELECTRIC COMPANY	LGE-131200-MC Unit 4 Boil	2/1/2022	Retirements 2021 BP	(1,421,813.54)	2022	2
LOUISVILLE GAS & ELECTRIC COMPANY	LGE-131200-MC4 SO2 Boil	2/1/2022	Retirements 2021 BP	(572,132.17)	2022	2
LOUISVILLE GAS & ELECTRIC COMPANY	LGE-131200-TC Unit 1 Boil	2/1/2022	Retirements 2021 BP	(842,830.72)	2022	2
LOUISVILLE GAS & ELECTRIC COMPANY	LGE-135310- KY Elec Transmission -	2/1/2022	Retirements 2021 BP	(204,429.45)	2022	2
LOUISVILLE GAS & ELECTRIC COMPANY	LGE-136400-Electric Distribution -	2/1/2022	Retirements 2021 BP	(146,034.37)	2022	2
LOUISVILLE GAS & ELECTRIC COMPANY	LGE-136500-Electric Distribution -	2/1/2022	Retirements 2021 BP	(151,951.81)	2022	2
LOUISVILLE GAS & ELECTRIC COMPANY	LGE-136700-Electric Distribution -	2/1/2022	Retirements 2021 BP	(68,916.94)	2022	2
LOUISVILLE GAS & ELECTRIC COMPANY	LGE-136800-Line Transformers	2/1/2022	Retirements 2021 BP	(80,722.94)	2022	2
LOUISVILLE GAS & ELECTRIC COMPANY	LGE-137000-Meters	2/1/2022	Retirements 2021 BP	(21,564.26)	2022	2
LOUISVILLE GAS & ELECTRIC COMPANY	LGE-237600-Gas Distribution - Mains	2/1/2022	Retirements 2021 BP	(13,252.32)	2022	2
LOUISVILLE GAS & ELECTRIC COMPANY	LGE-238000-Gas Distribution - Gas S	2/1/2022	Retirements 2021 BP	(186,656.38)	2022	2
LOUISVILLE GAS & ELECTRIC COMPANY	LGE-238100-Meters	2/1/2022	Retirements 2021 BP	(68,580.23)	2022	2
LOUISVILLE GAS & ELECTRIC COMPANY	LGE-330300-Misc Intang Plant-Softwa	2/1/2022	Retirements 2021 BP	(72,148.22)	2022	2
LOUISVILLE GAS & ELECTRIC COMPANY	LGE-339110-Office Furniture	2/1/2022	Retirements 2021 BP	(13,115.56)	2022	2

LOUISVILLE GAS & ELECTRIC COMPANY	LGE-339120-Office Equipment	2/1/2022	Retirements 2021 BP	(17,748.39)	2022	2
LOUISVILLE GAS & ELECTRIC COMPANY	LGE-339130-Computer Eq	2/1/2022	Retirements 2021 BP	(410,682.01)	2022	2
KENTUCKY UTILITIES COMPANY	KU-130300-Misc Intangible Plant	3/1/2022	Retirements 2021 BP	(245,897.19)	2022	3
KENTUCKY UTILITIES COMPANY	KU-131200-GH 1 Boil	3/1/2022	Retirements 2021 BP	(1,262,049.41)	2022	3
KENTUCKY UTILITIES COMPANY	KU-131200-GH 3 Boil	3/1/2022	Retirements 2021 BP	(39,940.62)	2022	3
KENTUCKY UTILITIES COMPANY	KU-131200-GH 4 Boil	3/1/2022	Retirements 2021 BP	(22,302.94)	2022	3
KENTUCKY UTILITIES COMPANY	KU-131200-GH 4 Boil	3/1/2022	Retirements 2021 BP	(22,608.11)	2022	3
KENTUCKY UTILITIES COMPANY	KU-131200-TC 2 Boil	3/1/2022	Retirements 2021 BP	(36,041.66)	2022	3
KENTUCKY UTILITIES COMPANY	KU-131400-GH 3 Turbogenerator Unit	3/1/2022	Retirements 2021 BP	(24,108.93)	2022	3
KENTUCKY UTILITIES COMPANY	KU-131400-TC 2 Turbogenerator Unit	3/1/2022	Retirements 2021 BP	(13,300.32)	2022	3
KENTUCKY UTILITIES COMPANY	KU-134300-Cane Run 7 Prime Movers	3/1/2022	Retirements 2021 BP	(1,346,853.52)	2022	3
KENTUCKY UTILITIES COMPANY	KU-135310- KY Station Equip -Non Sy	3/1/2022	Retirements 2021 BP	(170,457.84)	2022	3
KENTUCKY UTILITIES COMPANY	KU-135500- KY Poles	3/1/2022	Retirements 2021 BP	(163,907.35)	2022	3
KENTUCKY UTILITIES COMPANY	KU-135600-KY OH Cond	3/1/2022	Retirements 2021 BP	(89,982.79)	2022	3
KENTUCKY UTILITIES COMPANY	KU-136200- KY Station Equipment	3/1/2022	Retirements 2021 BP	(62,819.85)	2022	3
KENTUCKY UTILITIES COMPANY	KU-136400-KY Poles, Towers, and Fix	3/1/2022	Retirements 2021 BP	(76,401.10)	2022	3
KENTUCKY UTILITIES COMPANY	KU-136500- KY Overhead Conductor	3/1/2022	Retirements 2021 BP	(367,993.05)	2022	3
KENTUCKY UTILITIES COMPANY	KU-136800- KY Line Transformers	3/1/2022	Retirements 2021 BP	(142,315.14)	2022	3
KENTUCKY UTILITIES COMPANY	KU-137000- KY Meters	3/1/2022	Retirements 2021 BP	(38,318.40)	2022	3
KENTUCKY UTILITIES COMPANY	KU-137000- VA Meters	3/1/2022	Retirements 2021 BP	-	2022	3
KENTUCKY UTILITIES COMPANY	KU-137300- KY Str Lighting and Sign	3/1/2022	Retirements 2021 BP	(84,266.27)	2022	3
KENTUCKY UTILITIES COMPANY	KU-139110- KY Office Equipment	3/1/2022	Retirements 2021 BP	(26,257.37)	2022	3
KENTUCKY UTILITIES COMPANY	KU-139120-KY Non PC Computer Equip	3/1/2022	Retirements 2021 BP	(429,080.94)	2022	3
KENTUCKY UTILITIES COMPANY	KU-139131-Personal Computers	3/1/2022	Retirements 2021 BP	(2,633.93)	2022	3
KENTUCKY UTILITIES COMPANY	KU-139400- KY Tools, Shop, Garage	3/1/2022	Retirements 2021 BP	(9,373.67)	2022	3
LOUISVILLE GAS & ELECTRIC COMPANY	LGE-131200-MC Unit 2 Boil	3/1/2022	Retirements 2021 BP	(12,060.39)	2022	3
LOUISVILLE GAS & ELECTRIC COMPANY	LGE-131200-MC Unit 3 Boil	3/1/2022	Retirements 2021 BP	(26,106.17)	2022	3
LOUISVILLE GAS & ELECTRIC COMPANY	LGE-131200-MC Unit 4 Boil	3/1/2022	Retirements 2021 BP	(38,469.95)	2022	3
LOUISVILLE GAS & ELECTRIC COMPANY	LGE-131200-MC4 SO2 Boil	3/1/2022	Retirements 2021 BP	(15,480.16)	2022	3
LOUISVILLE GAS & ELECTRIC COMPANY	LGE-131200-TC Unit 1 Boil	3/1/2022	Retirements 2021 BP	(22,804.43)	2022	3
LOUISVILLE GAS & ELECTRIC COMPANY	LGE-135310- KY Elec Transmission -	3/1/2022	Retirements 2021 BP	(143,258.92)	2022	3
LOUISVILLE GAS & ELECTRIC COMPANY	LGE-136400-Electric Distribution -	3/1/2022	Retirements 2021 BP	(133,119.92)	2022	3
LOUISVILLE GAS & ELECTRIC COMPANY	LGE-136500-Electric Distribution -	3/1/2022	Retirements 2021 BP	(138,514.05)	2022	3
LOUISVILLE GAS & ELECTRIC COMPANY	LGE-136700-Electric Distribution -	3/1/2022	Retirements 2021 BP	(62,822.32)	2022	3
LOUISVILLE GAS & ELECTRIC COMPANY	LGE-136800-Line Transformers	3/1/2022	Retirements 2021 BP	(73,584.26)	2022	3
LOUISVILLE GAS & ELECTRIC COMPANY	LGE-137000-Meters	3/1/2022	Retirements 2021 BP	(21,564.26)	2022	3
LOUISVILLE GAS & ELECTRIC COMPANY	LGE-237600-Gas Distribution - Mains	3/1/2022	Retirements 2021 BP	(13,252.32)	2022	3
LOUISVILLE GAS & ELECTRIC COMPANY	LGE-238000-Gas Distribution - Gas S	3/1/2022	Retirements 2021 BP	(178,615.21)	2022	3
LOUISVILLE GAS & ELECTRIC COMPANY	LGE-238100-Meters	3/1/2022	Retirements 2021 BP	(62,515.39)	2022	3
LOUISVILLE GAS & ELECTRIC COMPANY	LGE-330300-Misc Intang Plant-Softwa	3/1/2022	Retirements 2021 BP	(440,174.82)	2022	3
LOUISVILLE GAS & ELECTRIC COMPANY	LGE-339120-Office Equipment	3/1/2022	Retirements 2021 BP	(29,574.00)	2022	3
LOUISVILLE GAS & ELECTRIC COMPANY	LGE-339130-Computer Eq	3/1/2022	Retirements 2021 BP	(380,881.21)	2022	3
KENTUCKY UTILITIES COMPANY	KU-130300-Misc Intangible Plant	4/1/2022	Retirements 2021 BP	(321,690.01)	2022	4
KENTUCKY UTILITIES COMPANY	KU-131200-GH 1 Boil	4/1/2022	Retirements 2021 BP	(26,444.51)	2022	4
KENTUCKY UTILITIES COMPANY	KU-131200-GH 3 Boil	4/1/2022	Retirements 2021 BP	(34,017.08)	2022	4
KENTUCKY UTILITIES COMPANY	KU-131200-GH 4 Boil	4/1/2022	Retirements 2021 BP	(18,995.22)	2022	4
KENTUCKY UTILITIES COMPANY	KU-131200-GH 4 Boil	4/1/2022	Retirements 2021 BP	(19,255.13)	2022	4

KENTUCKY UTILITIES COMPANY	KU-131200-TC 2 Boil	4/1/2022	Retirements 2021 BP	(30,696.37)	2022	4
KENTUCKY UTILITIES COMPANY	KU-131400-GH 3 Turbogenerator Unit	4/1/2022	Retirements 2021 BP	(20,533.36)	2022	4
KENTUCKY UTILITIES COMPANY	KU-131400-TC 2 Turbogenerator Unit	4/1/2022	Retirements 2021 BP	(11,327.77)	2022	4
KENTUCKY UTILITIES COMPANY	KU-135310- KY Station Equip -Non Sy	4/1/2022	Retirements 2021 BP	(202,413.68)	2022	4
KENTUCKY UTILITIES COMPANY	KU-135500- KY Poles	4/1/2022	Retirements 2021 BP	(194,635.16)	2022	4
KENTUCKY UTILITIES COMPANY	KU-135600-KY OH Cond	4/1/2022	Retirements 2021 BP	(106,851.91)	2022	4
KENTUCKY UTILITIES COMPANY	KU-136200- KY Station Equipment	4/1/2022	Retirements 2021 BP	(78,647.69)	2022	4
KENTUCKY UTILITIES COMPANY	KU-136400-KY Poles, Towers, and Fix	4/1/2022	Retirements 2021 BP	(95,650.82)	2022	4
KENTUCKY UTILITIES COMPANY	KU-136500- KY Overhead Conductor	4/1/2022	Retirements 2021 BP	(460,711.14)	2022	4
KENTUCKY UTILITIES COMPANY	KU-136800- KY Line Transformers	4/1/2022	Retirements 2021 BP	(178,172.30)	2022	4
KENTUCKY UTILITIES COMPANY	KU-137000- KY Meters	4/1/2022	Retirements 2021 BP	(174,153.85)	2022	4
KENTUCKY UTILITIES COMPANY	KU-137000- VA Meters	4/1/2022	Retirements 2021 BP	-	2022	4
KENTUCKY UTILITIES COMPANY	KU-137300- KY Str Lighting and Sign	4/1/2022	Retirements 2021 BP	(105,497.67)	2022	4
KENTUCKY UTILITIES COMPANY	KU-139120-KY Non PC Computer Equip	4/1/2022	Retirements 2021 BP	(324,855.86)	2022	4
KENTUCKY UTILITIES COMPANY	KU-139400- KY Tools, Shop, Garage	4/1/2022	Retirements 2021 BP	(56,767.00)	2022	4
LOUISVILLE GAS & ELECTRIC COMPANY	LGE-131200-MC Unit 2 Boil	4/1/2022	Retirements 2021 BP	(10,271.73)	2022	4
LOUISVILLE GAS & ELECTRIC COMPANY	LGE-131200-MC Unit 3 Boil	4/1/2022	Retirements 2021 BP	(22,234.40)	2022	4
LOUISVILLE GAS & ELECTRIC COMPANY	LGE-131200-MC Unit 4 Boil	4/1/2022	Retirements 2021 BP	(32,764.52)	2022	4
LOUISVILLE GAS & ELECTRIC COMPANY	LGE-131200-MC4 SO2 Boil	4/1/2022	Retirements 2021 BP	(13,184.31)	2022	4
LOUISVILLE GAS & ELECTRIC COMPANY	LGE-131200-TC Unit 1 Boil	4/1/2022	Retirements 2021 BP	(19,422.34)	2022	4
LOUISVILLE GAS & ELECTRIC COMPANY	LGE-135310- KY Elec Transmission -	4/1/2022	Retirements 2021 BP	(170,115.75)	2022	4
LOUISVILLE GAS & ELECTRIC COMPANY	LGE-136400-Electric Distribution -	4/1/2022	Retirements 2021 BP	(166,660.29)	2022	4
LOUISVILLE GAS & ELECTRIC COMPANY	LGE-136500-Electric Distribution -	4/1/2022	Retirements 2021 BP	(173,413.51)	2022	4
LOUISVILLE GAS & ELECTRIC COMPANY	LGE-136700-Electric Distribution -	4/1/2022	Retirements 2021 BP	(78,650.78)	2022	4
LOUISVILLE GAS & ELECTRIC COMPANY	LGE-136800-Line Transformers	4/1/2022	Retirements 2021 BP	(92,124.27)	2022	4
LOUISVILLE GAS & ELECTRIC COMPANY	LGE-137000-Meters	4/1/2022	Retirements 2021 BP	(21,564.26)	2022	4
LOUISVILLE GAS & ELECTRIC COMPANY	LGE-237600-Gas Distribution - Mains	4/1/2022	Retirements 2021 BP	(13,252.32)	2022	4
LOUISVILLE GAS & ELECTRIC COMPANY	LGE-238000-Gas Distribution - Gas S	4/1/2022	Retirements 2021 BP	(199,499.09)	2022	4
LOUISVILLE GAS & ELECTRIC COMPANY	LGE-238100-Meters	4/1/2022	Retirements 2021 BP	(78,266.52)	2022	4
LOUISVILLE GAS & ELECTRIC COMPANY	LGE-330300-Misc Intang Plant-Softwa	4/1/2022	Retirements 2021 BP	(315,255.78)	2022	4
LOUISVILLE GAS & ELECTRIC COMPANY	LGE-339130-Computer Eq	4/1/2022	Retirements 2021 BP	(316,555.32)	2022	4
KENTUCKY UTILITIES COMPANY	KU-130300-Misc Intangible Plant	5/1/2022	Retirements 2021 BP	(316,075.08)	2022	5
KENTUCKY UTILITIES COMPANY	KU-131200-GH 1 Boil	5/1/2022	Retirements 2021 BP	(259,853.69)	2022	5
KENTUCKY UTILITIES COMPANY	KU-131200-GH 3 Boil	5/1/2022	Retirements 2021 BP	(334,264.66)	2022	5
KENTUCKY UTILITIES COMPANY	KU-131200-GH 4 Boil	5/1/2022	Retirements 2021 BP	(186,654.22)	2022	5
KENTUCKY UTILITIES COMPANY	KU-131200-GH 4 Boil	5/1/2022	Retirements 2021 BP	(189,208.17)	2022	5
KENTUCKY UTILITIES COMPANY	KU-131200-TC 2 Boil	5/1/2022	Retirements 2021 BP	(301,634.07)	2022	5
KENTUCKY UTILITIES COMPANY	KU-131400-GH 3 Turbogenerator Unit	5/1/2022	Retirements 2021 BP	(201,768.58)	2022	5
KENTUCKY UTILITIES COMPANY	KU-131400-TC 2 Turbogenerator Unit	5/1/2022	Retirements 2021 BP	(111,310.94)	2022	5
KENTUCKY UTILITIES COMPANY	KU-135310- KY Station Equip -Non Sy	5/1/2022	Retirements 2021 BP	(340,146.36)	2022	5
KENTUCKY UTILITIES COMPANY	KU-135500- KY Poles	5/1/2022	Retirements 2021 BP	(327,074.93)	2022	5
KENTUCKY UTILITIES COMPANY	KU-135600-KY OH Cond	5/1/2022	Retirements 2021 BP	(179,559.45)	2022	5
KENTUCKY UTILITIES COMPANY	KU-136200- KY Station Equipment	5/1/2022	Retirements 2021 BP	(137,617.39)	2022	5
KENTUCKY UTILITIES COMPANY	KU-136400-KY Poles, Towers, and Fix	5/1/2022	Retirements 2021 BP	(167,369.38)	2022	5
KENTUCKY UTILITIES COMPANY	KU-136500- KY Overhead Conductor	5/1/2022	Retirements 2021 BP	(806,150.35)	2022	5
KENTUCKY UTILITIES COMPANY	KU-136800- KY Line Transformers	5/1/2022	Retirements 2021 BP	(311,765.13)	2022	5
KENTUCKY UTILITIES COMPANY	KU-137000- KY Meters	5/1/2022	Retirements 2021 BP	(81,241.15)	2022	5

KENTUCKY UTILITIES COMPANY	KU-137000- VA Meters	5/1/2022	Retirements 2021 BP	-	2022	5
KENTUCKY UTILITIES COMPANY	KU-137300- KY Str Lighting and Sign	5/1/2022	Retirements 2021 BP	(184,599.37)	2022	5
KENTUCKY UTILITIES COMPANY	KU-139110- KY Office Equipment	5/1/2022	Retirements 2021 BP	(1,716.31)	2022	5
KENTUCKY UTILITIES COMPANY	KU-139120-KY Non PC Computer Equip	5/1/2022	Retirements 2021 BP	(179,379.01)	2022	5
KENTUCKY UTILITIES COMPANY	KU-139400- KY Tools, Shop, Garage	5/1/2022	Retirements 2021 BP	(874.50)	2022	5
LOUISVILLE GAS & ELECTRIC COMPANY	LGE-131200-MC Unit 2 Boil	5/1/2022	Retirements 2021 BP	(100,933.87)	2022	5
LOUISVILLE GAS & ELECTRIC COMPANY	LGE-131200-MC Unit 3 Boil	5/1/2022	Retirements 2021 BP	(218,483.57)	2022	5
LOUISVILLE GAS & ELECTRIC COMPANY	LGE-131200-MC Unit 4 Boil	5/1/2022	Retirements 2021 BP	(321,956.51)	2022	5
LOUISVILLE GAS & ELECTRIC COMPANY	LGE-131200-MC4 SO2 Boil	5/1/2022	Retirements 2021 BP	(129,554.03)	2022	5
LOUISVILLE GAS & ELECTRIC COMPANY	LGE-131200-TC Unit 1 Boil	5/1/2022	Retirements 2021 BP	(190,851.21)	2022	5
LOUISVILLE GAS & ELECTRIC COMPANY	LGE-135310- KY Elec Transmission -	5/1/2022	Retirements 2021 BP	(285,871.26)	2022	5
LOUISVILLE GAS & ELECTRIC COMPANY	LGE-136400-Electric Distribution -	5/1/2022	Retirements 2021 BP	(291,621.45)	2022	5
LOUISVILLE GAS & ELECTRIC COMPANY	LGE-136500-Electric Distribution -	5/1/2022	Retirements 2021 BP	(303,438.20)	2022	5
LOUISVILLE GAS & ELECTRIC COMPANY	LGE-136700-Electric Distribution -	5/1/2022	Retirements 2021 BP	(137,622.80)	2022	5
LOUISVILLE GAS & ELECTRIC COMPANY	LGE-136800-Line Transformers	5/1/2022	Retirements 2021 BP	(161,198.64)	2022	5
LOUISVILLE GAS & ELECTRIC COMPANY	LGE-137000-Meters	5/1/2022	Retirements 2021 BP	(21,564.26)	2022	5
LOUISVILLE GAS & ELECTRIC COMPANY	LGE-237600-Gas Distribution - Mains	5/1/2022	Retirements 2021 BP	(13,252.32)	2022	5
LOUISVILLE GAS & ELECTRIC COMPANY	LGE-238000-Gas Distribution - Gas S	5/1/2022	Retirements 2021 BP	(277,306.04)	2022	5
LOUISVILLE GAS & ELECTRIC COMPANY	LGE-238100-Meters	5/1/2022	Retirements 2021 BP	(136,950.42)	2022	5
LOUISVILLE GAS & ELECTRIC COMPANY	LGE-330300-Misc Intang Plant-Softwa	5/1/2022	Retirements 2021 BP	(235,105.91)	2022	5
LOUISVILLE GAS & ELECTRIC COMPANY	LGE-339120-Office Equipment	5/1/2022	Retirements 2021 BP	(88,447.49)	2022	5
LOUISVILLE GAS & ELECTRIC COMPANY	LGE-339130-Computer Eq	5/1/2022	Retirements 2021 BP	(238,400.19)	2022	5
KENTUCKY UTILITIES COMPANY	KU-130300-Misc Intangible Plant	6/1/2022	Retirements 2021 BP	(931,940.04)	2022	6
KENTUCKY UTILITIES COMPANY	KU-131200-GH 1 Boil	6/1/2022	Retirements 2021 BP	(59,010.73)	2022	6
KENTUCKY UTILITIES COMPANY	KU-131200-GH 3 Boil	6/1/2022	Retirements 2021 BP	(75,908.87)	2022	6
KENTUCKY UTILITIES COMPANY	KU-131200-GH 4 Boil	6/1/2022	Retirements 2021 BP	(42,387.70)	2022	6
KENTUCKY UTILITIES COMPANY	KU-131200-GH 4 Boil	6/1/2022	Retirements 2021 BP	(42,967.68)	2022	6
KENTUCKY UTILITIES COMPANY	KU-131200-TC 2 Boil	6/1/2022	Retirements 2021 BP	(68,498.72)	2022	6
KENTUCKY UTILITIES COMPANY	KU-131400-GH 3 Turbogenerator Unit	6/1/2022	Retirements 2021 BP	(45,820.06)	2022	6
KENTUCKY UTILITIES COMPANY	KU-131400-TC 2 Turbogenerator Unit	6/1/2022	Retirements 2021 BP	(25,277.84)	2022	6
KENTUCKY UTILITIES COMPANY	KU-135310- KY Station Equip -Non Sy	6/1/2022	Retirements 2021 BP	(297,105.08)	2022	6
KENTUCKY UTILITIES COMPANY	KU-135500- KY Poles	6/1/2022	Retirements 2021 BP	(285,687.68)	2022	6
KENTUCKY UTILITIES COMPANY	KU-135600-KY OH Cond	6/1/2022	Retirements 2021 BP	(156,838.44)	2022	6
KENTUCKY UTILITIES COMPANY	KU-136200- KY Station Equipment	6/1/2022	Retirements 2021 BP	(69,112.28)	2022	6
KENTUCKY UTILITIES COMPANY	KU-136400-KY Poles, Towers, and Fix	6/1/2022	Retirements 2021 BP	(84,053.91)	2022	6
KENTUCKY UTILITIES COMPANY	KU-136500- KY Overhead Conductor	6/1/2022	Retirements 2021 BP	(404,853.54)	2022	6
KENTUCKY UTILITIES COMPANY	KU-136800- KY Line Transformers	6/1/2022	Retirements 2021 BP	(156,570.32)	2022	6
KENTUCKY UTILITIES COMPANY	KU-137000- KY Meters	6/1/2022	Retirements 2021 BP	(80,460.02)	2022	6
KENTUCKY UTILITIES COMPANY	KU-137000- VA Meters	6/1/2022	Retirements 2021 BP	-	2022	6
KENTUCKY UTILITIES COMPANY	KU-137300- KY Str Lighting and Sign	6/1/2022	Retirements 2021 BP	(92,706.91)	2022	6
KENTUCKY UTILITIES COMPANY	KU-139120-KY Non PC Computer Equip	6/1/2022	Retirements 2021 BP	(405,750.71)	2022	6
KENTUCKY UTILITIES COMPANY	KU-139131-Personal Computers	6/1/2022	Retirements 2021 BP	(9,277.77)	2022	6
KENTUCKY UTILITIES COMPANY	KU-139400- KY Tools, Shop, Garage	6/1/2022	Retirements 2021 BP	(3,732.58)	2022	6
LOUISVILLE GAS & ELECTRIC COMPANY	LGE-131200-MC Unit 2 Boil	6/1/2022	Retirements 2021 BP	(22,921.29)	2022	6
LOUISVILLE GAS & ELECTRIC COMPANY	LGE-131200-MC Unit 3 Boil	6/1/2022	Retirements 2021 BP	(49,615.90)	2022	6
LOUISVILLE GAS & ELECTRIC COMPANY	LGE-131200-MC Unit 4 Boil	6/1/2022	Retirements 2021 BP	(73,113.79)	2022	6
LOUISVILLE GAS & ELECTRIC COMPANY	LGE-131200-MC4 SO2 Boil	6/1/2022	Retirements 2021 BP	(29,420.70)	2022	6

LOUISVILLE GAS & ELECTRIC COMPANY	LGE-131200-TC Unit 1 Boil	6/1/2022 Retirements 2021 BP	(43,340.81)	2022	6
LOUISVILLE GAS & ELECTRIC COMPANY	LGE-135310- KY Elec Transmission -	6/1/2022 Retirements 2021 BP	(249,697.82)	2022	6
LOUISVILLE GAS & ELECTRIC COMPANY	LGE-136400-Electric Distribution -	6/1/2022 Retirements 2021 BP	(146,454.04)	2022	6
LOUISVILLE GAS & ELECTRIC COMPANY	LGE-136500-Electric Distribution -	6/1/2022 Retirements 2021 BP	(152,388.48)	2022	6
LOUISVILLE GAS & ELECTRIC COMPANY	LGE-136700-Electric Distribution -	6/1/2022 Retirements 2021 BP	(69,115.00)	2022	6
LOUISVILLE GAS & ELECTRIC COMPANY	LGE-136800-Line Transformers	6/1/2022 Retirements 2021 BP	(80,954.93)	2022	6
LOUISVILLE GAS & ELECTRIC COMPANY	LGE-137000-Meters	6/1/2022 Retirements 2021 BP	(21,564.26)	2022	6
LOUISVILLE GAS & ELECTRIC COMPANY	LGE-139400-Tools, Shop, and Garage	6/1/2022 Retirements 2021 BP	(182,157.83)	2022	6
LOUISVILLE GAS & ELECTRIC COMPANY	LGE-237600-Gas Distribution - Mains	6/1/2022 Retirements 2021 BP	(13,252.32)	2022	6
LOUISVILLE GAS & ELECTRIC COMPANY	LGE-238000-Gas Distribution - Gas S	6/1/2022 Retirements 2021 BP	(186,917.69)	2022	6
LOUISVILLE GAS & ELECTRIC COMPANY	LGE-238100-Meters	6/1/2022 Retirements 2021 BP	(68,777.32)	2022	6
LOUISVILLE GAS & ELECTRIC COMPANY	LGE-239400-Tools, Shop, and Garage	6/1/2022 Retirements 2021 BP	(61,102.73)	2022	6
LOUISVILLE GAS & ELECTRIC COMPANY	LGE-330300-Misc Intang Plant-Softwa	6/1/2022 Retirements 2021 BP	(760,212.88)	2022	6
LOUISVILLE GAS & ELECTRIC COMPANY	LGE-330310-CCS Software	6/1/2022 Retirements 2021 BP	(171,102.11)	2022	6
LOUISVILLE GAS & ELECTRIC COMPANY	LGE-339130-Computer Eq	6/1/2022 Retirements 2021 BP	(364,875.65)	2022	6
LOUISVILLE GAS & ELECTRIC COMPANY	LGE-339131-Personal Computers	6/1/2022 Retirements 2021 BP	(114,856.31)	2022	6
LOUISVILLE GAS & ELECTRIC COMPANY	LGE-339400-Tools, Shop, Garage Equi	6/1/2022 Retirements 2021 BP	(66,557.30)	2022	6

From: [Daly, Karen](#)
To: [Wiseman, Sara](#)
Subject: File on Closings & Retirements
Date: Tuesday, September 22, 2020 2:48:40 PM

To: jspanos@gfnet.com, fjohnston@gfnet.com
CC: Eric.Riggs@lge-ku.com, Sara.Wiseman@lge-ku.com

The following documents have been sent to you:
[Closings & Retirements.xlsx](#) (9.45 MB)

Click the [Workspace](#) Link to retrieve files.
This link will expire on 10/22/2020 6:48:38 PM

PLEASE NOTE

If you do not have an account or your account has expired, You will be prompted to create an account.

Once you create your account you will receive an email from ftp.support@lge-ku.com to verify your account.

If you do not receive this email, please contact your IT Department and have them whitelist ftp.support@lge-ku.com or the LG&E Domain (@lge-ku.com)

Please see attached file

From: [Daly, Karen](#)
To: [Wiseman, Sara](#); [Riggs, Eric](#)
Subject: FW: File on Closings & Retirements
Date: Tuesday, September 22, 2020 3:18:29 PM

From: Spanos, John J. <jspanos@GFNET.com>
Sent: Tuesday, September 22, 2020 3:11 PM
To: Daly, Karen <Karen.Daly@lge-ku.com>
Subject: RE: File on Closings & Retirements

EXTERNAL email. STOP and THINK before responding, clicking on links, or opening attachments.

Received

From: Karen.Daly@lge-ku.com <Karen.Daly@lge-ku.com>
Sent: Tuesday, September 22, 2020 2:49 PM
To: Spanos, John J. <jspanos@GFNET.com>
Subject: File on Closings & Retirements

To: jspanos@gfnet.com, fjohnston@gfnet.com
CC: Eric.Riggs@lge-ku.com, Sara.Wiseman@lge-ku.com

The following documents have been sent to you:
[Closings & Retirements.xlsx](#) (9.45 MB)

Click the [Workspace](#) Link to retrieve files.

This link will expire on 10/22/2020 6:48:38 PM

PLEASE NOTE

If you do not have an account or your account has expired, You will be prompted to create an account.

Once you create your account you will receive an email from ftp.support@lge-ku.com to verify your account.

If you do not receive this email, please contact your IT Department and have them whitelist ftp.support@lge-ku.com or the LG&E Domain (@lge-ku.com)

Please see attached file

----- The information contained in this transmission is intended only for the person or entity to which it is directly addressed or copied. It may contain material of confidential and/or private nature. Any review, retransmission, dissemination or other use of, or

taking of any action in reliance upon, this information by persons or entities other than the intended recipient is not allowed. If you received this message and the information contained therein by error, please contact the sender and delete the material from your/any storage medium.

From: [Rutter, Cheryl A.](#)
To: [Wiseman, Sara](#)
Cc: [Whitaker, Sherrie](#); [Daly, Karen](#)
Subject: Invoice for Services Provided by Gannett Fleming re LG&E/KU Contract No. 152967 - Depreciation Studies - ACTION REQUESTED
Date: Tuesday, September 22, 2020 4:29:46 PM
Attachments: [066193 - No. 5504 - September 22, 2020.pdf](#)
Importance: High

EXTERNAL email. STOP and THINK before responding, clicking on links, or opening attachments.

Good afternoon, Sara.....

I hope that all is well with you and your staff.

Attached is our invoice related to consulting services for LG&E/KU re Contract No. 152967 - Depreciation Studies – LG&E and KU Services Company during the period August 1 thru August 28, 2020.

Would you please take the necessary action to have the invoice approved and sent to your Accounts Payable folks for processing of payment.

No paper copy will be sent.

If you have any questions related to the invoice, please contact either John Spanos at jspanos@gfnet.com or me at crutter@gfnet.com.

Thank you, and have a safe and pleasant day.

Cheryl

Cheryl Ann Rutter, CPS | Administrator
Gannett Fleming Valuation and Rate Consultants, LLC
Address: 207 Senate Avenue, Camp Hill, PA 17011

717-886-5712

Email: crutter@gfnet.com

Fax: 717-763-4590

#BeHealthyBeSafeBeKind

Excellence Delivered As Promised

Gannett Fleming is ISO 9001:2015 Certified

www.gannettfleming.com | Stay connected: [Twitter](#) | [Facebook](#) | [LinkedIn](#) | [YouTube](#)

PRINTING SUSTAINABILITY STATEMENT: Gannett Fleming is committed to conserving natural resources and minimizing adverse environmental impacts in projects. Accordingly, project documentation will be provided in electronic format only unless clients specifically request hard copies. Visit our [website](#) to read more about our sustainability commitment.

CONFIDENTIALITY NOTICE: This email and any attachments may contain confidential information for the use of the named addressee. If you are not the intended recipient, you are hereby notified that you have received this communication in error and that any review, disclosure, dissemination, distribution or copying of it or its contents is prohibited.



Excellence Delivered **As Promised**

Gannett Fleming Valuation and Rate Consultants, LLC

LG&E and KU Services Company
Attn: Sara Wiseman
P.O. Box 32010
Louisville, KY 40232-7100

Project: 066193
Invoice No: 066193*5504
Invoice Date: September 22, 2020

ACH/EFT Payment Information:
ABA: 031312738
Account No.: 5003165655
Account Name: Gannett Fleming

Check Payment Information:
Gannett Fleming Valuation and Rate Consultants,
LLC
PO Box 829160
Philadelphia, PA 19182-9160

Federal EIN: 46-4413705
Send Remit Info: AccountsReceivable@gfnet.com

Note: TO PREVENT IMPOSTER FRAUD. If you receive any notification of a change in payment instructions, you should call our Accounts Receivable department at 717-763-7211 to verify the authenticity of the change. We cannot be held responsible for a misdirected payment as a result of your not confirming authenticity of requested changes to payment instructions or "imposter hacks" to your system.

Invoice Period: August 1, 2020 through August 28, 2020

Project Manager : John J. Spanos **jspanos@gfnet.com**

Contract No. 152967- Depreciation Studies of LG&E and KU Services Company

Summary of Current Charges

Phase 100	- DEPR - LG&E - ELECTRIC	\$	630.00
Phase 101	- DEPR - LG&E - GAS		380.00
Phase 200	- DEPR - KENTUCKY UTILITIES		490.00
	Total Charges		<u>\$ 1,500.00</u>
	Total Due This Invoice		\$1,500.00

Gannett Fleming Valuation and Rate Consultants, LLC

Phase 100 -- Depr - LG&E - Electric

Labor Costs

<u>Labor Classification</u>	<u>Hours</u>	<u>Rate</u>	<u>Amount</u>
Analyst	0.50	\$ 180.00	\$ 90.00
John J. Spanos	1.50	280.00	420.00
Support Staff	1.00	120.00	120.00
Total Labor Costs			\$ 630.00
Total Phase -- 100			\$ 630.00

Phase 101 -- Depr - LG&E - Gas

Labor Costs

<u>Labor Classification</u>	<u>Hours</u>	<u>Rate</u>	<u>Amount</u>
Analyst	1.00	180.00	180.00
John J. Spanos	0.50	280.00	140.00
Support Staff	0.50	120.00	60.00
Total Labor Costs			\$ 380.00
Total Phase -- 101			\$ 380.00

Phase 200 -- Depr - Kentucky Utilities

Labor Costs

<u>Labor Classification</u>	<u>Hours</u>	<u>Rate</u>	<u>Amount</u>
Analyst	0.50	180.00	90.00
John J. Spanos	1.00	280.00	280.00
Support Staff	1.00	120.00	120.00
Total Labor Costs			\$ 490.00
Total Phase -- 200			\$ 490.00

From: [Daly, Karen](#)
To: [Wiseman, Sara](#); [Riggs, Eric](#)
Subject: FW: File on Closings & Retirements
Date: Friday, September 25, 2020 10:48:59 AM

Files saved in:

Name	Date modified	Type	Size
KU - 06302020-Table 1 - Brown3 -2028.xlsx	9/25/2020 10:46 AM	Microsoft Excel Worksh...	205 KB
KU - 06302020-Table 1 - Brown3-2028 - RatesByComp...	9/25/2020 10:46 AM	Microsoft Excel Worksh...	58 KB
LGE - 06302020 - Electric - MillCreek2-2018.xlsx	9/25/2020 10:47 AM	Microsoft Excel Worksh...	171 KB
LGE - 06302020 - Electric - MillCreek2-2028 - RatesByC...	9/25/2020 10:46 AM	Microsoft Excel Worksh...	178 KB

From: jspanos@gfnet.com <jspanos@gfnet.com>
Sent: Friday, September 25, 2020 10:38 AM
To: Daly, Karen <Karen.Daly@lge-ku.com>
Subject: Re: File on Closings & Retirements

To: Karen.Daly@lge-ku.com, Sara.Wiseman@lge-ku.com, fjohnston@gfnet.com, Eric.Riggs@lge-ku.com

The following documents have been sent to you:

[KU - 06302020-Table 1 - Brown3 -2028.xlsx](#) (204.30 KB)

[KU - 06302020-Table 1 - Brown3-2028 - RatesByComp.xlsx](#) (57.89 KB)

[LGE - 06302020 - Electric - MillCreek2-2018.xlsx](#) (170.68 KB)

[LGE - 06302020 - Electric - MillCreek2-2028 - RatesByComp.xlsx](#) (178.01 KB)

Click the [Workspace](#) Link to retrieve files.

This link will expire on 10/25/2020 2:37:24 PM

PLEASE NOTE

If you do not have an account or your account has expired, You will be prompted to create an account. Once you create your account you will receive an email from ftp.support@lge-ku.com to verify your account.

If you do not receive this email, please contact your IT Department and have them whitelist ftp.support@lge-ku.com or the LG&E Domain (@lge-ku.com)

here are the files representing the changes to Brown 3 and Mill Creek 2

KENTUCKY UTILITIES COMPANY

TABLE 1. SUMMARY OF ESTIMATED SURVIVOR CURVES, NET SALVAGE PERCENT, ORIGINAL COST, BOOK DEPRECIATION RESERVE AND CALCULATED ANNUAL DEPRECIATION ACCRUAL RATES AS OF JUNE 30, 2020

ACCOUNT	PROBABLE RETIREMENT DATE	SURVIVOR CURVE	NET SALVAGE PERCENT	ORIGINAL COST	BOOK DEPRECIATION RESERVE	FUTURE ACCRUALS	CALCULATED ANNUAL ACCRUAL AMOUNT	ACCURUAL RATE	COMPOSITE REMAINING LIFE
(1)	(2)	(3)	(4)	(5)	(6)	(7)	(8)	(9)=(8)/(5)	(10)=(7)/(8)
DEPRECIABLE PLANT									
INTANGIBLE PLANT									
302.00		20-SQ	0	55,918.83	74,420	(18,501)	0	-	-
303.00		5-SQ	0	70,591,537.77	34,072,312	35,519,226	13,014,552	18.44	2.8
303.10	12-2027	SQUARE	0	18,744,842.88	8,088,610	10,656,233	1,438,900	7.68	7.4
TOTAL INTANGIBLE PLANT				89,392,299.48	42,235,342	47,156,958	14,453,422		
STEAM PRODUCTION PLANT									
311.00									
STRUCTURES AND IMPROVEMENTS									
	06-2066	100-R2.5	(13)	96,921,494.51	21,944,531	87,576,758	1,998,511	2.06	43.8
	06-2066	100-R2.5	(13)	5,781,870.34	3,419,962	3,113,551	72,814	1.26	42.8
	06-2066	100-R2.5	(5)	1,284,344.25	32,559	1,316,002	29,453	2.29	44.7
	06-2040	100-R2.5	(1)	1,177,261.48	773,273	415,761	21,100	1.79	19.7
	02-2019	100-R2.5	(4)	3,975,675.61	4,134,703	0	0	-	-
	02-2019	100-R2.5	(4)	2,294,022.73	2,385,784	0	0	-	-
	06-2028	100-R2.5	(4)	23,535,741.97	16,392,923	14,324,249	1,800,352	6.10	8.0
	06-2028	100-R2.5	(4)	45,553,346.69	17,738,141	29,637,340	3,718,572	8.16	8.0
	06-2034	100-R2.5	(7)	8,491,198.64	6,589,785	2,495,798	180,288	2.12	13.8
	06-2034	100-R2.5	(7)	22,566,975.37	10,737,142	12,863,822	934,948	4.24	13.8
	06-2034	100-R2.5	(7)	17,043,478.80	9,583,870	8,652,652	631,221	3.70	13.7
	06-2037	100-R2.5	(7)	52,344,490.99	32,350,874	23,657,731	1,416,754	2.71	16.7
	06-2037	100-R2.5	(7)	47,120,488.40	18,031,143	32,387,790	1,928,570	4.09	16.8
	06-2034	100-R2.5	(7)	15,622,999.76	11,673,583	5,042,930	364,901	2.34	13.8
TOTAL ACCOUNT 311 - STRUCTURES AND IMPROVEMENTS				349,203,309.54	155,788,273	221,484,384	13,097,464	3.75	16.9
311.20									
STRUCTURES AND IMPROVEMENTS - RETIRED PLANT									
	12-2015	100-R2.5	(10)	317,310.98	349,042	0	0	-	-
	12-2015	100-R2.5	(10)	83,735.68	92,109	0	0	-	-
	12-2015	100-R2.5	(10)	563,915.84	620,307	0	0	-	-
	12-2015	100-R2.5	(10)	686,823.89	755,506	0	0	-	-
	12-2015	100-R2.5	(10)	480,446.20	528,491	0	0	-	-
	12-2015	100-R2.5	(10)	21,029.71	23,133	0	0	-	-
TOTAL ACCOUNT 311.2 - STRUCTURES AND IMPROVEMENTS - RETIRED PLANT				2,153,262.10	2,368,588	0	0	-	-
312.00									
BOILER PLANT EQUIPMENT									
	06-2066	65-R1.5	(13)	685,667,780.85	129,987,925	644,816,667	16,019,092	2.34	40.3
	06-2066	65-R1.5	(13)	73,202,109.88	23,493,665	59,224,719	1,496,343	2.04	39.6
	02-2019	65-R1.5	(4)	7,916,857.07	8,233,531	0	0	-	-
	02-2019	65-R1.5	(4)	1,476,298.33	1,535,340	0	0	-	-
	06-2028	65-R1.5	(4)	475,691,478.30	112,434,187	382,284,950	48,604,902	10.22	7.9
	06-2028	65-R1.5	(4)	335,830,028.21	110,279,694	238,983,535	30,333,856	9.03	7.9
	06-2034	65-R1.5	(7)	140,930,930.94	71,240,326	70,555,661	5,851,309	4.15	13.6
	06-2034	65-R1.5	(7)	369,600,397.57	124,256,311	271,216,114	20,012,935	5.41	13.6
	06-2034	65-R1.5	(7)	279,599,047.73	86,888,301	212,282,680	15,702,155	5.62	13.5
	06-2037	65-R1.5	(7)	446,413,638.44	198,136,005	279,526,588	17,226,482	3.86	16.2
	06-2037	65-R1.5	(7)	935,918,754.51	213,147,201	789,285,666	46,124,481	5.14	16.4
	06-2034	65-R1.5	(7)	71,576,383.69	65,165,290	11,421,441	840,470	1.17	13.6
	06-2037	65-R1.5	(7)	120,240,144.85	47,910,875	80,746,080	4,943,581	4.11	16.3
	06-2037	65-R1.5	(7)	255,524,659.98	111,014,196	162,397,190	9,894,872	3.87	16.4
TOTAL ACCOUNT 312 - BOILER PLANT EQUIPMENT				4,199,588,400.35	1,303,722,849	3,210,741,491	219,050,478	5.22	14.7
312.10									
BOILER PLANT EQUIPMENT - ASH PONDS									
	09-2024	100-S4	0	4,473,565.59	4,107,270	366,296	41,157	**	**
	09-2023	100-S4	0	4,610,665.23	4,339,188	271,477	42,418	**	**
	10-2020	100-S4	0	13,208,176.67	13,150,171	58,006	173,027	**	**
	11-2021	100-S4	0	19,802,080.26	18,784,748	1,017,332	813,866	**	**
	12-2021	100-S4	0	2,100,620.94	2,096,829	3,792	1,681	**	**
	09-2024	100-S4	0	32,662,663.87	27,811,650	4,881,014	876,163	**	**
	12-2021	100-S4	0	1,901,133.18	1,901,133	0	0	-	-
TOTAL ACCOUNT 312.1 - BOILER PLANT EQUIPMENT - ASH PONDS				78,788,905.74	72,190,989	6,597,917	1,948,312	**	**

KENTUCKY UTILITIES COMPANY

TABLE 1. SUMMARY OF ESTIMATED SURVIVOR CURVES, NET SALVAGE PERCENT, ORIGINAL COST, BOOK DEPRECIATION RESERVE AND CALCULATED ANNUAL DEPRECIATION ACCRUAL RATES AS OF JUNE 30, 2020

ACCOUNT (1)	PROBABLE RETIREMENT DATE (2)	SURVIVOR CURVE (3)	NET SALVAGE PERCENT (4)	ORIGINAL COST (5)	BOOK DEPRECIATION RESERVE (6)	FUTURE ACCRUALS (7)	CALCULATED ANNUAL		COMPOSITE REMAINING LIFE (10)^(7)/(8)	
							ACCRUAL AMOUNT (8)	ACCRUAL RATE (9)=(8)/(5)		
314.00	TURBOGENERATOR UNITS									
	TRIMBLE COUNTY UNIT 2	06-2066	60-R1.5 *	92,095,706.20	23,537,987	80,530,161	2,081,582	2.26	38.7	
	BROWN UNIT 1	02-2019	60-R1.5 *	250,130.24	260,135	0	0	-	-	
	BROWN UNIT 2	02-2019	60-R1.5 *	393,782.15	409,533	0	0	-	-	
	BROWN UNIT 3	06-2028	60-R1.5 *	51,366,471.06	10,626,704	42,496,596	5,443,587	10.60	7.8	
	GHEINT UNIT 1	06-2034	60-R1.5 *	43,274,460.39	24,793,360	21,510,345	1,609,887	3.72	13.4	
	GHEINT UNIT 2	06-2034	60-R1.5 *	37,337,160.32	21,733,856	18,216,906	1,380,867	3.70	13.2	
	GHEINT UNIT 3	06-2037	60-R1.5 *	52,603,066.50	23,815,317	32,489,964	2,036,341	3.87	15.9	
	GHEINT UNIT 4	06-2037	60-R1.5 *	59,246,499.64	37,713,454	25,680,204	1,632,207	2.75	15.7	
	TOTAL ACCOUNT 314 - TURBOGENERATOR UNITS			336,969,216.50	143,190,346	220,904,086	14,184,471	4.21	15.6	
315.00	ACCESSORY ELECTRIC EQUIPMENT									
	TRIMBLE COUNTY UNIT 2	06-2066	70-R4 *	46,199,255.43	11,452,971	40,752,188	938,759	2.03	43.4	
	TRIMBLE COUNTY UNIT 2 SCRUBBER	06-2066	70-R4 *	1,415,469.10	848,756	750,724	19,987	1.41	37.6	
	BROWN UNIT 1	02-2019	70-R4 *	3,252,466.89	3,382,566	0	0	-	-	
	BROWN UNIT 2	02-2019	70-R4 *	573,582.12	596,525	0	0	-	-	
	BROWN UNIT 3	06-2028	70-R4 *	16,028,996.37	7,224,123	9,446,033	1,188,419	7.41	7.9	
	BROWN UNIT 1, 2 AND 3 SCRUBBER	06-2028	70-R4 *	29,324,457.10	10,389,867	20,107,568	2,513,446	8.57	8.0	
	GHEINT UNIT 1 SCRUBBER	06-2034	70-R4 *	12,223,379.51	6,351,331	6,127,685	436,368	3.59	14.0	
	GHEINT UNIT 1	06-2034	70-R4 *	13,719,112.62	8,795,425	5,884,026	426,215	3.11	13.8	
	GHEINT UNIT 2	06-2034	70-R4 *	21,943,434.37	11,522,428	11,957,047	863,812	3.94	13.3	
	GHEINT UNIT 3	06-2037	70-R4 *	33,509,060.03	26,572,938	9,291,756	565,558	1.69	16.4	
	GHEINT UNIT 4	06-2037	70-R4 *	52,634,601.80	22,253,545	34,065,479	2,028,460	3.85	16.8	
	GHEINT UNIT 2 SCRUBBER	06-2034	70-R4 *	951,198.87	383,184	634,599	45,362	4.77	14.0	
	GHEINT UNIT 3 SCRUBBER	06-2037	70-R4 *	12,041,988.28	5,575,078	7,309,860	431,224	3.58	17.0	
	GHEINT UNIT 4 SCRUBBER	06-2037	70-R4 *	15,148,641.55	5,031,760	11,176,644	658,612	4.35	17.0	
	TOTAL ACCOUNT 315 - ACCESSORY ELECTRIC EQUIPMENT			258,965,054.04	120,980,497	157,493,609	10,118,222	3.91	15.6	
316.00	MISCELLANEOUS POWER PLANT EQUIPMENT									
	TRIMBLE COUNTY UNIT 2	06-2066	70-R1.5 *	7,631,763.98	1,065,766	7,558,127	184,304	2.41	41.0	
	SYSTEM LABORATORY	06-2040	70-R1.5 *	4,048,517.93	1,190,089	2,898,914	151,150	3.73	19.2	
	BROWN UNIT 1	02-2019	70-R1.5 *	68,660.92	71,303	0	0	-	-	
	BROWN UNIT 2	02-2019	70-R1.5 *	65,561.27	68,184	0	0	-	-	
	BROWN UNIT 3	06-2028	70-R1.5 *	7,055,459.66	3,581,568	3,776,110	480,555	6.81	7.9	
	GHEINT UNIT 1 SCRUBBER	06-2034	70-R1.5 *	962,012.25	927,221	102,132	7,567	0.79	13.5	
	GHEINT UNIT 1	06-2034	70-R1.5 *	1,749,100.53	1,623,519	249,019	18,480	1.06	13.4	
	GHEINT UNIT 2	06-2034	70-R1.5 *	1,586,836.68	1,468,488	229,427	17,184	1.08	13.4	
	GHEINT UNIT 3	06-2037	70-R1.5 *	3,760,163.18	2,827,966	1,195,409	74,286	1.98	16.1	
	GHEINT UNIT 4	06-2037	70-R1.5 *	13,277,145.73	4,623,857	9,582,689	584,316	4.40	16.4	
	TOTAL ACCOUNT 316 - MISCELLANEOUS POWER PLANT EQUIPMENT			40,205,122.13	17,427,961	25,590,827	1,517,842	3.78	16.9	
	TOTAL STEAM PRODUCTION PLANT			5,265,473,270.40	1,815,669,503	3,842,812,314	259,916,789			
	HYDROELECTRIC PRODUCTION PLANT									
330.10	LAND RIGHTS									
	DIX DAM	06-2041	100-S4 *	855,636.47	855,636	0	0	-	-	
	TOTAL ACCOUNT 330.1 - LAND RIGHTS			855,636.47	855,636	0	0	-	-	
331.00	STRUCTURES AND IMPROVEMENTS									
	DIX DAM	06-2041	85-S2.5 *	4,526,614.19	526,792	4,090,354	197,069	4.35	20.8	
	TOTAL ACCOUNT 331 - STRUCTURES AND IMPROVEMENTS			4,526,614.19	526,792	4,090,354	197,069	4.35	20.8	
332.00	RESERVOIRS, DAMS AND WATERWAYS									
	DIX DAM	06-2041	110-S2.5 *	21,884,444.86	10,603,722	11,718,412	565,007	2.58	20.7	
	TOTAL ACCOUNT 332 - RESERVOIRS, DAMS AND WATERWAYS			21,884,444.86	10,603,722	11,718,412	565,007	2.58	20.7	
333.00	WATER WHEELS, TURBINES AND GENERATORS									
	DIX DAM	06-2041	75-R3 *	14,046,741.58	3,202,719	11,124,957	536,028	3.82	20.8	
	TOTAL ACCOUNT 333 - WATER WHEELS, TURBINES AND GENERATORS			14,046,741.58	3,202,719	11,124,957	536,028	3.82	20.8	
334.00	ACCESSORY ELECTRIC EQUIPMENT									
	DIX DAM	06-2041	40-L2.5 *	1,360,647.15	384,781	1,003,079	52,460	3.86	19.1	
	TOTAL ACCOUNT 334 - ACCESSORY ELECTRIC EQUIPMENT			1,360,647.15	384,781	1,003,079	52,460	3.86	19.1	

KENTUCKY UTILITIES COMPANY

TABLE 1. SUMMARY OF ESTIMATED SURVIVOR CURVES, NET SALVAGE PERCENT, ORIGINAL COST, BOOK DEPRECIATION RESERVE AND CALCULATED ANNUAL DEPRECIATION ACCRUAL RATES AS OF JUNE 30, 2020

ACCOUNT (1)	PROBABLE RETIREMENT DATE (2)	SURVIVOR CURVE (3)	NET SALVAGE PERCENT (4)	ORIGINAL COST (5)	BOOK DEPRECIATION RESERVE (6)	FUTURE ACCRUALS (7)	CALCULATED ANNUAL		COMPOSITE REMAINING LIFE (10)(H)/(8)
							ACCRUAL AMOUNT (8)	ACCRUAL RATE (9)=(8)/(5)	
335.00 MISCELLANEOUS POWER PLANT EQUIPMENT DIX DAM	06-2041	45-S0	(2)	329,374.18	174,515	161,447	9,653	2.93	16.7
TOTAL ACCOUNT 335 - MISCELLANEOUS POWER PLANT EQUIPMENT									
				329,374.18	174,515	161,447	9,653	2.93	16.7
336.00 ROADS, RAILROADS AND BRIDGES DIX DAM	06-2041	65-R4	(2)	198,899.83	65,363	137,515	6,773	3.41	20.3
TOTAL ACCOUNT 336 - ROADS, RAILROADS AND BRIDGES									
				198,899.83	65,363	137,515	6,773	3.41	20.3
TOTAL HYDROELECTRIC PRODUCTION PLANT				43,202,358.26	15,813,528	28,235,764	1,368,990		
OTHER PRODUCTION PLANT									
340.10 LAND RIGHTS BROWN CT PIPELINE	06-2041	SQUARE	0	176,409.31	134,050	42,359	2,018	1.14	21.0
TOTAL ACCOUNT 340.1 - LAND RIGHTS									
				176,409.31	134,050	42,359	2,018	1.14	21.0
341.00 STRUCTURES AND IMPROVEMENTS CANE RUN CC 7	06-2055	55-R2.5	(10)	50,851,902.40	6,863,332	49,073,761	1,497,327	2.94	32.8
TRIMBLE COUNTY CT 5	06-2042	55-R2.5	(8)	3,740,231.32	2,357,163	1,682,287	81,800	2.19	20.6
TRIMBLE COUNTY CT 6	06-2042	55-R2.5	(8)	3,588,684.24	2,265,113	1,610,666	78,373	2.18	20.6
TRIMBLE COUNTY CT 7	06-2044	55-R2.5	(8)	3,559,154.97	2,025,233	1,816,654	81,190	2.29	22.4
TRIMBLE COUNTY CT 8	06-2044	55-R2.5	(8)	3,548,851.71	2,019,371	1,813,389	80,955	2.28	22.4
TRIMBLE COUNTY CT 9	06-2044	55-R2.5	(8)	3,655,976.41	2,072,619	1,875,836	83,743	2.29	22.4
TRIMBLE COUNTY CT 10	06-2044	55-R2.5	(8)	4,414,423.78	2,136,052	2,631,526	116,232	2.63	22.6
BROWN CT 5	06-2041	55-R2.5	(6)	1,053,914.69	473,729	642,467	32,963	3.04	20.0
BROWN CT 6	06-2039	55-R2.5	(6)	222,026.00	113,800	121,548	6,668	3.00	18.2
BROWN CT 7	06-2039	55-R2.5	(6)	555,992.76	381,022	208,330	11,648	2.09	17.9
BROWN CT 8	06-2035	55-R2.5	(6)	2,012,654.95	1,786,591	366,823	25,984	1.29	14.1
BROWN CT 9	06-2034	55-R2.5	(6)	4,660,156.04	3,685,914	1,253,851	94,629	2.03	13.3
BROWN CT 10	06-2035	55-R2.5	(6)	1,865,718.20	1,444,909	532,752	37,733	2.02	14.1
BROWN CT 11	06-2036	55-R2.5	(6)	1,919,015.13	1,566,407	467,749	30,891	1.61	15.1
BROWN SOLAR	06-2041	40-S3	(3)	1,443,810.04	212,217	1,274,907	61,412	4.25	20.8
HAEFLING UNITS 1, 2 AND 3	06-2025	55-R2.5	(12)	291,451.55	282,196	44,230	8,954	3.07	4.9
PADDY'S RUN GENERATOR 13	06-2041	55-R2.5	(6)	2,188,885.41	1,323,639	1,007,180	50,818	2.31	19.8
SIMPSONVILLE SOLAR	06-2044	40-S3	(1)	800,780.88	28,242	780,547	32,951	4.10	23.8
TOTAL ACCOUNT 341 - STRUCTURES AND IMPROVEMENTS									
				90,382,730.46	31,017,549	67,206,503	2,413,271	2.67	27.8
342.00 FUEL HOLDERS, PRODUCERS AND ACCESSORIES CANE RUN CC 7	06-2055	50-R2	(10)	6,955,518.10	4,068,869	3,186,201	100,887	1.53	31.6
CANE RUN PIPELINE	06-2055	50-R2	(10)	23,410,569.22	3,480,724	22,270,902	706,669	3.01	31.6
PADDY'S RUN CT PIPELINE	06-2041	50-R2	(6)	6,851,582.10	793,573	6,469,115	321,207	4.69	20.1
TRIMBLE COUNTY CT 5	06-2042	50-R2	(8)	230,584.43	151,371	107,380	5,404	2.26	19.9
TRIMBLE COUNTY CT 6	06-2042	50-R2	(8)	239,245.54	151,169	107,216	5,395	2.26	19.9
TRIMBLE COUNTY CT PIPELINE	06-2044	50-R2	(8)	5,641,750.82	3,057,552	3,035,539	139,590	2.47	21.7
TRIMBLE COUNTY CT 7	06-2044	50-R2	(8)	578,059.38	329,545	294,759	13,621	2.36	21.6
TRIMBLE COUNTY CT 8	06-2044	50-R2	(8)	576,385.74	328,591	293,906	13,582	2.36	21.6
TRIMBLE COUNTY CT 9	06-2044	50-R2	(8)	593,786.01	337,525	303,764	14,037	2.36	21.6
TRIMBLE COUNTY CT 10	06-2044	50-R2	(8)	787,212.60	366,939	483,251	21,939	2.79	22.0
BROWN CT 5	06-2041	50-R2	(6)	795,787.89	435,926	407,607	21,146	2.66	19.3
BROWN CT 6	06-2039	50-R2	(6)	983,493.11	429,833	623,270	34,339	3.46	18.2
BROWN CT 7	06-2039	50-R2	(6)	959,028.11	423,482	593,088	32,700	3.41	18.1
BROWN CT 8	06-2035	50-R2	(6)	263,045.52	199,633	79,175	5,476	2.08	14.5
BROWN CT 9	06-2034	50-R2	(6)	3,155,168.57	1,795,375	1,549,104	116,293	3.69	13.3
BROWN CT 10	06-2035	50-R2	(6)	282,445.64	137,461	161,931	11,229	3.98	14.4
BROWN CT 11	06-2036	50-R2	(6)	301,560.87	187,775	131,880	8,603	2.85	15.3
BROWN CT PIPELINE	06-2041	50-R2	(6)	8,346,665.98	6,348,974	2,498,492	136,741	1.64	18.3
HAEFLING UNITS 1, 2 AND 3	06-2025	50-R2	(12)	496,457.67	439,127	116,906	23,562	4.75	5.0
PADDY'S RUN GENERATOR 13	06-2041	50-R2	(6)	1,977,968.08	1,256,991	839,655	44,201	2.23	19.0
TOTAL ACCOUNT 342 - FUEL HOLDERS, PRODUCERS AND ACCESSORIES									
				63,085,325.38	24,720,457	43,553,141	1,775,621	2.81	24.5
343.00 PRIME MOVERS CANE RUN CC 7	06-2055	40-R1.5	(10)	271,383,248.85	23,400,766	275,030,808	9,481,171	3.49	29.0
TRIMBLE COUNTY CT 5	06-2042	40-R1.5	(8)	36,440,838.66	19,076,162	20,279,944	1,076,444	2.96	18.8
TRIMBLE COUNTY CT 6	06-2042	40-R1.5	(8)	34,746,351.80	19,122,536	18,403,524	985,910	2.84	18.7
TRIMBLE COUNTY CT 7	06-2044	40-R1.5	(8)	26,735,721.63	12,569,268	16,305,311	798,499	2.99	20.4
TRIMBLE COUNTY CT 8	06-2044	40-R1.5	(8)	25,385,572.98	12,943,344	14,573,074	720,537	2.84	20.2
TRIMBLE COUNTY CT 9	06-2044	40-R1.5	(8)	25,404,027.00	13,102,216	14,334,133	708,567	2.79	20.2
TRIMBLE COUNTY CT 10	06-2044	40-R1.5	(8)	25,996,969.38	13,131,439	14,945,288	735,715	2.83	20.3

KENTUCKY UTILITIES COMPANY

TABLE 1. SUMMARY OF ESTIMATED SURVIVOR CURVES, NET SALVAGE PERCENT, ORIGINAL COST, BOOK DEPRECIATION RESERVE AND CALCULATED ANNUAL DEPRECIATION ACCRUAL RATES AS OF JUNE 30, 2020

ACCOUNT (1)	PROBABLE RETIREMENT DATE (2)	SURVIVOR CURVE (3)	NET SALVAGE PERCENT (4)	ORIGINAL COST (5)	BOOK DEPRECIATION RESERVE (6)	FUTURE ACCRUALS (7)	CALCULATED ANNUAL		COMPOSITE REMAINING LIFE (10)/(7)(8)
							ACCRUAL AMOUNT (8)	ACCRUAL RATE (9)=(8)/(5)	
BROWN CT 5	06-2041	40-R1.5	(6)	16,691,313.75	8,330,574	9,362,219	511,612	3.07	18.3
BROWN CT 6	06-2039	40-R1.5	(6)	43,034,791.91	19,450,048	26,166,831	1,544,488	3.59	16.9
BROWN CT 7	06-2039	40-R1.5	(6)	32,214,803.19	21,060,936	13,086,755	803,214	2.49	16.3
BROWN CT 8	06-2035	40-R1.5	(6)	26,681,256.47	6,701,411	21,580,721	500,210	1.87	13.4
BROWN CT 9	06-2034	40-R1.5	(6)	28,833,202.47	17,319,900	13,243,295	1,046,387	3.63	12.7
BROWN CT 10	06-2035	40-R1.5	(6)	25,934,235.14	14,961,803	12,528,466	925,514	3.57	13.5
BROWN CT 11	06-2036	40-R1.5	(6)	42,711,831.42	28,499,423	16,775,118	1,163,107	2.72	14.4
PADDY'S RUN GENERATOR 13	06-2041	40-R1.5	(6)	19,578,532.35	9,883,680	10,889,564	602,687	3.08	18.0
TOTAL ACCOUNT 343 - PRIME MOVERS				681,772,696.50	254,422,896	482,605,681	21,606,162	3.17	22.3
344.00 GENERATORS									
CANE RUN CC 7	06-2055	60-S1.5	(10)	62,784,586.02	10,831,929	58,231,117	1,759,259	2.80	33.1
TRIMBLE COUNTY CT 5	06-2042	60-S1.5	(8)	4,001,968.45	2,350,314	1,971,812	95,485	2.39	20.7
TRIMBLE COUNTY CT 6	06-2042	60-S1.5	(8)	3,905,587.36	2,253,998	1,964,036	95,129	2.44	20.6
TRIMBLE COUNTY CT 7	06-2044	60-S1.5	(8)	3,065,508.07	1,599,516	1,711,233	75,991	2.48	22.5
TRIMBLE COUNTY CT 8	06-2044	60-S1.5	(8)	3,053,037.79	1,592,876	1,704,605	75,696	2.48	22.5
TRIMBLE COUNTY CT 9	06-2044	60-S1.5	(8)	3,483,804.51	1,157,277	2,605,232	114,336	3.28	22.8
TRIMBLE COUNTY CT 10	06-2044	60-S1.5	(8)	3,315,657.60	1,664,621	1,916,289	84,754	2.56	22.6
BROWN CT 5	06-2041	60-S1.5	(6)	3,010,557.55	1,725,296	1,465,895	74,068	2.46	19.8
BROWN CT 6	06-2039	60-S1.5	(6)	3,322,877.00	2,150,436	1,971,496	77,254	2.33	17.8
BROWN CT 7	06-2039	60-S1.5	(6)	3,872,959.03	2,421,604	1,683,733	93,751	2.42	18.0
BROWN CT 8	06-2035	60-S1.5	(6)	5,069,346.85	4,244,200	1,129,308	79,754	1.57	14.2
BROWN CT 9	06-2034	60-S1.5	(6)	5,572,395.96	4,199,493	1,707,236	129,193	2.32	13.2
BROWN CT 10	06-2035	60-S1.5	(6)	4,990,266.82	3,527,188	1,762,495	124,401	2.49	14.2
BROWN CT 11	06-2036	60-S1.5	(6)	5,729,889.99	3,904,497	2,189,186	141,779	2.47	15.3
BROWN SOLAR	06-2041	25-S2.5	(3)	13,068,659.23	2,453,825	11,006,894	605,107	4.63	18.7
HAEFELING UNITS 1, 2 AND 3	06-2025	60-S1.5	(12)	2,682,135.88	2,850,466	153,526	32,255	1.20	4.8
PADDY'S RUN GENERATOR 13	06-2041	60-S1.5	(6)	5,326,518.41	2,805,560	2,840,550	143,870	2.70	19.7
SIMPSONVILLE SOLAR	06-2044	25-S2.5	(1)	617,033.17	23,801	599,403	28,036	4.54	21.4
OTHER SOLAR	06-2044	25-S2.5	(1)	248,072.16	4,736	268,143	10,634	4.37	24.8
TOTAL ACCOUNT 344 - GENERATORS				137,120,552.35	51,761,433	96,262,189	3,839,952	2.80	25.1
345.00 ACCESSORY ELECTRIC EQUIPMENT									
CANE RUN CC 7	06-2055	55-R3	(10)	24,588,243.87	3,431,542	23,615,526	706,484	2.87	33.4
TRIMBLE COUNTY CT 5	06-2042	55-R3	(8)	1,895,409.75	1,043,887	1,003,156	47,767	2.52	21.0
TRIMBLE COUNTY CT 6	06-2042	55-R3	(8)	4,576,825.36	2,504,538	2,438,433	116,793	2.55	20.9
TRIMBLE COUNTY CT 7	06-2044	55-R3	(8)	3,691,212.54	1,874,865	2,111,645	92,330	2.50	22.9
TRIMBLE COUNTY CT 8	06-2044	55-R3	(8)	3,322,731.71	1,784,103	1,804,447	79,280	2.39	22.8
TRIMBLE COUNTY CT 9	06-2044	55-R3	(8)	3,246,960.53	1,817,473	1,689,244	74,395	2.29	22.7
TRIMBLE COUNTY CT 10	06-2044	55-R3	(8)	10,726,002.87	4,196,556	7,388,175	319,986	2.98	23.1
BROWN CT 5	06-2041	55-R3	(6)	2,310,232.75	1,431,833	1,017,014	51,184	2.22	19.9
BROWN CT 6	06-2039	55-R3	(6)	2,218,578.52	1,388,628	963,065	53,006	2.39	18.2
BROWN CT 7	06-2039	55-R3	(6)	2,261,318.53	1,361,194	1,035,804	56,862	2.51	18.2
BROWN CT 8	06-2035	55-R3	(6)	3,343,918.44	2,536,476	1,007,154	69,657	2.08	14.5
BROWN CT 9	06-2034	55-R3	(6)	4,722,165.15	3,225,387	1,780,108	132,248	2.80	13.5
BROWN CT 10	06-2035	55-R3	(6)	3,245,891.87	2,172,924	1,267,721	88,289	2.72	14.4
BROWN CT 11	06-2036	55-R3	(6)	2,454,256.42	1,903,041	698,473	45,050	1.94	15.5
BROWN SOLAR	06-2041	45-R2.5	(3)	445,469.72	94,409	364,425	18,005	4.04	20.2
HAEFELING UNITS 1, 2 AND 3	06-2025	55-R3	(12)	816,263.41	742,060	172,155	34,501	4.23	5.0
PADDY'S RUN GENERATOR 13	06-2041	55-R3	(6)	2,499,650.62	1,577,802	1,071,828	53,881	2.16	19.9
SIMPSONVILLE SOLAR	06-2044	45-R2.5	(1)	309,989.03	599	332,295	14,359	4.36	23.1
OTHER SOLAR	06-2044	45-R2.5	(5)	155,657.54	1,943	161,497	3,608	2.32	44.8
TOTAL ACCOUNT 345 - ACCESSORY ELECTRIC EQUIPMENT				76,850,059.63	33,089,260	49,922,105	2,057,694	2.68	24.3
346.00 MISCELLANEOUS POWER PLANT EQUIPMENT									
CANE RUN CC 7	06-2055	45-R2.5	(10)	3,249,199.52	383,685	3,190,434	101,529	3.12	31.4
TRIMBLE COUNTY CT 5	06-2042	45-R2.5	(8)	28,983.63	18,102	13,179	653	2.25	20.2
TRIMBLE COUNTY CT 7	06-2044	45-R2.5	(8)	8,888.93	5,214	4,386	206	2.32	21.3
TRIMBLE COUNTY CT 8	06-2044	45-R2.5	(8)	8,861.01	5,197	4,373	206	2.32	21.2
TRIMBLE COUNTY CT 9	06-2044	45-R2.5	(8)	9,113.52	5,329	4,514	212	2.33	21.3
TRIMBLE COUNTY CT 10	06-2044	45-R2.5	(8)	41,888.51	19,887	25,331	1,146	2.74	22.1

KENTUCKY UTILITIES COMPANY

TABLE 1. SUMMARY OF ESTIMATED SURVIVOR CURVES, NET SALVAGE PERCENT, ORIGINAL COST, BOOK DEPRECIATION RESERVE AND CALCULATED ANNUAL DEPRECIATION ACCRUAL RATES AS OF JUNE 30, 2020

ACCOUNT	PROBABLE RETIREMENT DATE	SURVIVOR CURVE	NET SALVAGE PERCENT	ORIGINAL COST	BOOK DEPRECIATION RESERVE	FUTURE ACCRUALS	CALCULATED ANNUAL ACCRUAL AMOUNT	ACCURUAL RATE	COMPOSITE REMAINING LIFE
(1)	(2)	(3)	(4)	(5)	(6)	(7)	(8)	(9)=(8)/(5)	(10)=(7)/(8)
BROWN CT 5	06-2041	45-R2.5	(6)	2,112,385.83	1,418,209	820,920	44,083	2.09	18.6
BROWN CT 6	06-2039	45-R2.5	(6)	118,067.98	52,843	72,309	3,986	3.38	18.1
BROWN CT 7	06-2039	45-R2.5	(6)	83,161.41	42,374	45,777	2,531	3.04	19.1
BROWN CT 8	06-2035	45-R2.5	(6)	335,415.82	251,605	103,936	7,349	2.19	14.1
BROWN CT 9	06-2034	45-R2.5	(6)	841,612.82	580,838	311,272	24,008	2.85	13.0
BROWN CT 10	06-2035	45-R2.5	(6)	237,307.12	169,106	82,440	6,093	2.57	13.5
BROWN CT 11	06-2036	45-R2.5	(6)	560,127.19	398,372	195,363	13,120	2.34	14.9
BROWN SOLAR	06-2041	40-R2.5	(3)	424,778.28	65,241	372,281	18,586	4.38	20.0
HAEFLING UNITS 1, 2 AND 3	06-2025	45-R2.5	(12)	112,095.22	96,220	29,327	5,898	5.26	5.0
PADDY'S RUN GENERATOR 13	06-2041	45-R2.5	(6)	1,097,040.45	732,425	430,438	23,069	2.10	18.6
SIMPSONVILLE SOLAR	06-2044	40-R2.5	(1)	30,340.85	54	30,590	1,335	4.40	22.9
TOTAL ACCOUNT 346 - MISCELLANEOUS POWER PLANT EQUIPMENT				9,299,228.09	4,244,701	5,736,870	254,030	2.73	22.6
TOTAL OTHER PRODUCTION PLANT				1,058,687,001.72	399,390,346	745,328,848	31,948,748		
TRANSMISSION PLANT									
350.10	LAND RIGHTS	75-R3	0	29,552,045.48	18,230,717	11,321,328	225,198	0.76	50.3
352.10	STRUCTURES AND IMPROVEMENTS - NON SYS CONTROL/COM	70-R3	(30)	33,746,022.77	8,267,389	35,602,415	616,151	1.83	57.8
353.10	STATION EQUIPMENT - NON SYS CONTROL/COM	60-R1.5	(15)	362,248,905.12	83,734,890	332,851,351	6,813,041	1.88	48.9
353.20	STATION EQUIPMENT - SYS CONTROL/COM	32-S1.5	(15)	1,138,590.55	1,251,881	57,498	3,385	0.30	17.0
354.00	TOWERS AND FIXTURES	70-R4	(50)	77,967,975.88	54,271,322	62,690,642	1,560,551	2.00	40.2
355.00	POLES AND FIXTURES	54-R2	(80)	450,330,350.78	86,419,343	722,115,268	15,691,623	3.48	46.0
356.00	OVERHEAD CONDUCTORS AND DEVICES	70-R2.5	(80)	228,934,133.38	121,815,399	290,266,041	5,645,755	2.47	51.4
357.00	UNDERGROUND CONDUIT	55-R4	0	618,493.81	206,431	412,063	10,038	1.62	41.1
358.00	UNDERGROUND CONDUCTORS AND DEVICES	50-R2.5	(5)	1,234,968.26	685,622	411,095	11,887	0.96	34.6
TOTAL TRANSMISSION PLANT				1,185,771,466.03	377,082,994	1,455,777,721	30,577,629		
DISTRIBUTION PLANT									
360.10	LAND RIGHTS	75-R4	0	2,613,745.11	1,521,583	1,092,162	18,687	0.71	58.4
361.00	STRUCTURES AND IMPROVEMENTS	65-R2.5	(30)	24,453,484.59	3,321,519	28,467,985	495,945	2.03	57.4
362.00	STATION EQUIPMENT	57-R1.5	(20)	259,387,332.02	58,520,012	252,744,786	5,422,093	2.09	46.6
364.00	POLES, TOWERS, AND FIXTURES	54-R1.5	(50)	451,578,916.41	178,929,901	498,438,474	11,531,146	2.55	43.2
365.00	OVERHEAD CONDUCTORS AND DEVICES	45-R1	(30)	449,079,449.15	104,432,596	479,370,698	13,832,940	3.08	34.7
366.00	UNDERGROUND CONDUIT	50-R4	(5)	2,524,055.84	1,089,070	1,651,189	60,004	2.38	26.0
367.00	UNDERGROUND CONDUCTORS AND DEVICES	45-R2.5	(10)	218,996,569.31	56,303,489	184,592,737	5,382,798	2.46	34.3
368.00	LINE TRANSFORMERS	46-R2	(5)	329,001,854.34	154,030,285	191,421,347	6,165,872	1.87	31.0
369.00	SERVICES	49-R1.5	(40)	131,194,897.17	67,598,188	116,074,668	3,391,250	2.58	34.2
370.00	METERS	46-R1	0	64,525,347.18	34,497,040	30,028,307	3,417,916	5.30	8.8
370.01	METERS - AMS	15-S2.5	0	2,928,714.98	433,210	2,495,505	244,108	8.33	10.2
370.11	METERS - AM	15-S2.5	0	770.41	80	698	53	6.88	13.0
370.20	METERS - CT AND PT	18-S3	0	11,549,574.40	6,136,307	5,413,177	1,463,231	10.67	3.7
371.01	INSTALLATIONS ON CUSTOMERS' PREMISES - EV CHARGING STATIONS	10-S3	0	159,233.81	15,336	143,898	15,989	10.04	9.0
373.00	STREET LIGHTING AND SIGNAL SYSTEMS	29-10.5	(10)	135,245,468.34	48,376,479	100,393,536	4,616,266	3.41	21.7
TOTAL DISTRIBUTION PLANT				2,083,239,093.06	715,205,177	1,892,239,157	56,058,298		
GENERAL PLANT									
390.10	STRUCTURES AND IMPROVEMENTS - TO OWNED PROPERTY	49-S0	(15)	79,952,897.07	15,023,337	76,922,495	1,971,415	2.47	39.0
390.20	STRUCTURES AND IMPROVEMENTS - TO LEASED PROPERTY	37-R1	(10)	25,046.09	12,538	15,013	870	3.47	17.3
391.10	OFFICE FURNITURE AND EQUIPMENT	20-S0	0	13,005,372.14	6,028,173	6,977,199	525,734	4.04	13.3
391.20	NON PC COMPUTER EQUIPMENT	5-S0	0	26,951,985.79	12,490,167	14,461,819	5,098,601	18.92	2.8
391.31	PERSONAL COMPUTERS	4-S0	0	6,521,861.06	1,963,928	4,857,733	2,375,819	36.43	2.0
392.00	TRANSPORTATION EQUIPMENT - CARS AND LIGHT TRUCKS	16-R1.5	0	2,081,534.88	779,071	1,302,464	105,168	5.05	12.4
392.10	TRANSPORTATION EQUIPMENT - HEAVY TRUCKS AND OTHER	14-L2.5	0	6,509,482.14	3,625,989	2,883,493	313,764	4.82	9.2
393.00	STORES EQUIPMENT	25-S0	0	892,571.77	440,725	451,847	28,417	3.18	15.9
394.00	TOOLS, SHOP AND GARAGE EQUIPMENT	25-S0	0	15,658,384.10	5,415,922	10,242,462	618,721	3.95	16.6
396.10	POWER OPERATED EQUIPMENT - LARGE MACHINERY	17-L5	0	4,942,427.89	1,438,770	3,503,658	273,029	5.52	12.8
396.20	POWER OPERATED EQUIPMENT - OTHER	17-L5	0	1,044,051.11	349,060	694,991	52,074	4.99	13.3
397.00	COMMUNICATION EQUIPMENT - MICROWAVE, FIBER AND OTHER	19-L4	0	35,825,398.49	15,181,416	20,643,982	1,692,395	4.72	12.2
397.10	COMMUNICATION EQUIPMENT - RADIO AND TELEPHONE	10-S0	0	24,324,169.34	14,917,131	9,407,038	1,430,932	5.92	6.5
397.20	COMMUNICATION EQUIPMENT - DSM	10-S0	0	7,606,691.11	4,261,154	3,345,537	1,672,336	21.99	2.0
TOTAL GENERAL PLANT				225,341,672.68	81,627,381	155,709,731	16,168,275		
TOTAL DEPRECIABLE PLANT				9,951,107,161.63	3,447,024,271	8,167,260,493	410,490,151		

KENTUCKY UTILITIES COMPANY

TABLE 1. SUMMARY OF ESTIMATED SURVIVOR CURVES, NET SALVAGE PERCENT, ORIGINAL COST, BOOK DEPRECIATION RESERVE AND CALCULATED ANNUAL DEPRECIATION ACCRUAL RATES AS OF JUNE 30, 2020

ACCOUNT (1)	PROBABLE RETIREMENT DATE (2)	SURVIVOR CURVE (3)	NET SALVAGE PERCENT (4)	ORIGINAL COST (5)	BOOK DEPRECIATION RESERVE (6)	FUTURE ACCRUALS (7)	CALCULATED ANNUAL		COMPOSITE REMAINING LIFE (10)^(7)/(8)
							ACCURAL AMOUNT (8)	ACCURAL RATE (9)=(8)/(5)	
NONDEPRECIABLE PLANT									
301.00	ORGANIZATION			44,455.58					
310.20	LAND			24,967,391.84					
317.07	ARO STEAM PRODUCTION- EQUIPMENT			17,559,790.99	4,058,062				
317.08	ARO STEAM PRODUCTION - CCR			151,787,794.16	100,498,428				
337.07	ARO HYDRAULIC PRODUCTION			645,787.99	82,310				
340.20	LAND			718,103.99					
347.07	ARO OTHER PRODUCTION			496,991.12	103,751				
350.20	LAND			2,362,496.70					
359.15	ARO TRANSMISSION (L/B)			38,195.86	8,121				
359.17	ARO TRANSMISSION (EQUIPMENT)			216,121.55	102,107				
360.20	LAND			6,371,965.21					
374.05	ARO DISTRIBUTION (L/B)			484,890.78	62,985				
374.07	ARO DISTRIBUTION (EQUIPMENT)			25,485.32	69,412				
389.20	LAND			3,584,414.48					
TOTAL NONDEPRECIABLE PLANT				209,233,885.17	104,985,176				
TOTAL ELECTRIC PLANT				10,160,341,046.80	3,552,009,447	8,167,260,493	410,480,151		

* LIFE SPAN PROCEDURE IS USED. CURVE SHOWN IS INTERIM SURVIVOR CURVE

** ANNUAL DEPRECIATION EXPENSE SHOWN WILL BE BOOKED UNTIL JULY 1, 2021, THEN THE FOLLOWING RATE WILL BE APPLIED UNTIL THE END OF THE LIFE FOR THE ASH POND

ASH POND LOCATION	RATE
TRIMBLE COUNTY UNIT 2 BOTTOM ASH POND	2.20
TRIMBLE COUNTY UNIT 2 GYPSUM ASH POND	2.16
BROWN UNIT 1 ASH POND	0.00
BROWN UNIT 3 ASH POND	2.57
GHENT UNIT 1 ASH POND	0.20
GHENT UNIT 4 ASH POND	3.71
GHENT UNIT 2 SCRUBBER ASH POND	0.00

KENTUCKY UTILITIES COMPANY

TABLE 1. SUMMARY OF ESTIMATED SURVIVOR CURVES, NET SALVAGE PERCENT, ORIGINAL COST, BOOK DEPRECIATION RESERVE AND CALCULATED ANNUAL DEPRECIATION ACCRUAL RATES BY COMPONENT AS OF JUNE 30, 2020

ACCOUNT		PROBABLE	ACCURAL	CAPITAL	COST OF	GROSS
(1)		RETIREMENT	RATE	RECOVERY	REMOVAL	SALVAGE
		DATE	(9)=(8)/(5)	RATE	RATE	RATE
		(2)		(10)	(11)	(12)
DEPRECIABLE PLANT						
INTANGIBLE PLANT						
302.00	FRANCHISES AND CONSENTS		-	0.00	0.00	0.00
303.00	MISCELLANEOUS INTANGIBLE PLANT		18.44	18.44	0.00	0.00
303.10	CCS SOFTWARE	12-2027	7.68	7.68	0.00	0.00
TOTAL INTANGIBLE PLANT						
STEAM PRODUCTION PLANT						
311.00	STRUCTURES AND IMPROVEMENTS					
	TRIMBLE COUNTY UNIT 2	06-2066	2.06	1.82	0.26	(0.02)
	TRIMBLE COUNTY UNIT 2 SCRUBBER	06-2066	1.26	1.12	0.16	(0.01)
	TRIMBLE COUNTY TRAINING CENTER	06-2066	2.29	2.18	0.13	(0.02)
	SYSTEM LABORATORY	06-2040	1.79	1.77	0.04	(0.02)
	BROWN UNIT 1	02-2019	-	0.00	0.00	0.00
	BROWN UNIT 2	02-2019	-	0.00	0.00	0.00
	BROWN UNIT 3	06-2028	6.10	5.87	0.29	(0.06)
	BROWN UNIT 1, 2 AND 3 SCRUBBER	06-2028	8.16	7.85	0.39	(0.08)
	GHEENT UNIT 1 SCRUBBER	06-2034	2.12	1.98	0.16	(0.02)
	GHEENT UNIT 1	06-2034	4.24	3.96	0.32	(0.04)
	GHEENT UNIT 2	06-2034	3.70	3.46	0.28	(0.03)
	GHEENT UNIT 3	06-2037	2.71	2.53	0.20	(0.03)
	GHEENT UNIT 4	06-2037	4.09	3.82	0.31	(0.04)
	GHEENT UNIT 2 SCRUBBER	06-2034	2.34	2.19	0.17	(0.02)
	<i>TOTAL ACCOUNT 311 - STRUCTURES AND IMPROVEMENTS</i>		3.75			
311.20	STRUCTURES AND IMPROVEMENTS - RETIRED PLANT					
	TYRONE UNIT 3	12-2015	-	0.00	0.00	0.00
	TYRONE UNITS 1 AND 2	12-2015	-	0.00	0.00	0.00
	GREEN RIVER UNIT 3	12-2015	-	0.00	0.00	0.00
	GREEN RIVER UNIT 4	12-2015	-	0.00	0.00	0.00
	GREEN RIVER UNITS 1 AND 2	12-2015	-	0.00	0.00	0.00
	PINEVILLE UNIT 3	12-2015	-	0.00	0.00	0.00
	<i>TOTAL ACCOUNT 311.2 - STRUCTURES AND IMPROVEMENTS - RETIRED PLANT</i>		-			
312.00	BOILER PLANT EQUIPMENT					
	TRIMBLE COUNTY UNIT 2	06-2066	2.34	2.07	0.31	(0.04)
	TRIMBLE COUNTY UNIT 2 SCRUBBER	06-2066	2.04	1.81	0.27	(0.04)
	BROWN UNIT 1	02-2019	-	0.00	0.00	0.00
	BROWN UNIT 2	02-2019	-	0.00	0.00	0.00
	BROWN UNIT 3	06-2028	10.22	9.83	0.59	(0.20)
	BROWN UNIT 1, 2 AND 3 SCRUBBER	06-2028	9.03	8.68	0.52	(0.17)
	GHEENT UNIT 1 SCRUBBER	06-2034	4.15	3.88	0.35	(0.08)
	GHEENT UNIT 1	06-2034	5.41	5.06	0.46	(0.10)
	GHEENT UNIT 2	06-2034	5.62	5.25	0.47	(0.11)
	GHEENT UNIT 3	06-2037	3.86	3.61	0.32	(0.07)
	GHEENT UNIT 4	06-2037	5.14	4.80	0.43	(0.10)
	GHEENT UNIT 2 SCRUBBER	06-2034	1.17	1.09	0.10	(0.02)
	GHEENT UNIT 3 SCRUBBER	06-2037	4.11	3.84	0.35	(0.08)
	GHEENT UNIT 4 SCRUBBER	06-2037	3.87	3.62	0.33	(0.07)
	<i>TOTAL ACCOUNT 312 - BOILER PLANT EQUIPMENT</i>		5.22			
312.10	BOILER PLANT EQUIPMENT - ASH PONDS					
	TRIMBLE COUNTY UNIT 2 - BOTTOM ASH	09-2024	**	0.00	0.00	0.00
	TRIMBLE COUNTY UNIT 2 - GYPSUM ASH	09-2023	**	0.00	0.00	0.00
	BROWN UNIT 1	10-2020	**	0.00	0.00	0.00
	BROWN UNIT 3	11-2021	**	0.00	0.00	0.00
	GHEENT UNIT 1	12-2021	**	0.00	0.00	0.00
	GHEENT UNIT 4	09-2024	**	0.00	0.00	0.00
	GHEENT UNIT 2 SCRUBBER	12-2021	-	0.00	0.00	0.00
	<i>TOTAL ACCOUNT 312.1 - BOILER PLANT EQUIPMENT - ASH PONDS</i>		**			

KENTUCKY UTILITIES COMPANY

TABLE 1. SUMMARY OF ESTIMATED SURVIVOR CURVES, NET SALVAGE PERCENT, ORIGINAL COST, BOOK DEPRECIATION RESERVE AND CALCULATED ANNUAL DEPRECIATION ACCRUAL RATES BY COMPONENT AS OF JUNE 30, 2020

	ACCOUNT (1)	PROBABLE RETIREMENT DATE (2)	ACCRUAL RATE (9)=(8)/(5)	CAPITAL RECOVERY RATE (10)	COST OF REMOVAL RATE (11)	GROSS SALVAGE RATE (12)
314.00	TURBOGENERATOR UNITS					
	TRIMBLE COUNTY UNIT 2	06-2066	2.26	2.00	0.30	(0.04)
	BROWN UNIT 1	02-2019	-	0.00	0.00	0.00
	BROWN UNIT 2	02-2019	-	0.00	0.00	0.00
	BROWN UNIT 3	06-2028	10.60	10.19	0.61	(0.20)
	GHENT UNIT 1	06-2034	3.72	3.48	0.31	(0.07)
	GHENT UNIT 2	06-2034	3.70	3.46	0.31	(0.07)
	GHENT UNIT 3	06-2037	3.87	3.62	0.33	(0.07)
	GHENT UNIT 4	06-2037	2.75	2.57	0.23	(0.05)
	<i>TOTAL ACCOUNT 314 - TURBOGENERATOR UNITS</i>		4.21			
315.00	ACCESSORY ELECTRIC EQUIPMENT					
	TRIMBLE COUNTY UNIT 2	06-2066	2.03	1.80	0.25	(0.02)
	TRIMBLE COUNTY UNIT 2 SCRUBBER	06-2066	1.41	1.25	0.17	(0.01)
	BROWN UNIT 1	02-2019	-	0.00	0.00	0.00
	BROWN UNIT 2	02-2019	-	0.00	0.00	0.00
	BROWN UNIT 3	06-2028	7.41	7.13	0.36	(0.07)
	BROWN UNIT 1, 2 AND 3 SCRUBBER	06-2028	8.57	8.24	0.41	(0.08)
	GHENT UNIT 1 SCRUBBER	06-2034	3.59	3.36	0.27	(0.03)
	GHENT UNIT 1	06-2034	3.11	2.91	0.23	(0.03)
	GHENT UNIT 2	06-2034	3.94	3.68	0.29	(0.04)
	GHENT UNIT 3	06-2037	1.69	1.58	0.13	(0.02)
	GHENT UNIT 4	06-2037	3.85	3.60	0.29	(0.04)
	GHENT UNIT 2 SCRUBBER	06-2034	4.77	4.46	0.36	(0.04)
	GHENT UNIT 3 SCRUBBER	06-2037	3.58	3.35	0.27	(0.03)
	GHENT UNIT 4 SCRUBBER	06-2037	4.35	4.07	0.33	(0.04)
	<i>TOTAL ACCOUNT 315 - ACCESSORY ELECTRIC EQUIPMENT</i>		3.91			
316.00	MISCELLANEOUS POWER PLANT EQUIPMENT					
	TRIMBLE COUNTY UNIT 2	06-2066	2.41	2.13	0.28	0.00
	SYSTEM LABORATORY	06-2040	3.73	3.69	0.04	0.00
	BROWN UNIT 1	02-2019	-	0.00	0.00	0.00
	BROWN UNIT 2	02-2019	-	0.00	0.00	0.00
	BROWN UNIT 3	06-2028	6.81	6.55	0.26	0.00
	GHENT UNIT 1 SCRUBBER	06-2034	0.79	0.74	0.05	0.00
	GHENT UNIT 1	06-2034	1.06	0.99	0.07	0.00
	GHENT UNIT 2	06-2034	1.08	1.01	0.07	0.00
	GHENT UNIT 3	06-2037	1.98	1.85	0.13	0.00
	GHENT UNIT 4	06-2037	4.40	4.11	0.29	0.00
	<i>TOTAL ACCOUNT 316 - MISCELLANEOUS POWER PLANT EQUIPMENT</i>		3.78			
	TOTAL STEAM PRODUCTION PLANT					
	HYDROELECTRIC PRODUCTION PLANT					
330.10	LAND RIGHTS					
	DIX DAM	06-2041	-	0.00	0.00	0.00
	<i>TOTAL ACCOUNT 330.1 - LAND RIGHTS</i>		-			
331.00	STRUCTURES AND IMPROVEMENTS					
	DIX DAM	06-2041	4.35	4.26	0.09	0.00
	<i>TOTAL ACCOUNT 331 - STRUCTURES AND IMPROVEMENTS</i>		4.35			
332.00	RESERVOIRS, DAMS AND WATERWAYS					
	DIX DAM	06-2041	2.58	2.53	0.05	0.00
	<i>TOTAL ACCOUNT 332 - RESERVOIRS, DAMS AND WATERWAYS</i>		2.58			
333.00	WATER WHEELS, TURBINES AND GENERATORS					
	DIX DAM	06-2041	3.82	3.75	0.07	0.00
	<i>TOTAL ACCOUNT 333 - WATER WHEELS, TURBINES AND GENERATORS</i>		3.82			
334.00	ACCESSORY ELECTRIC EQUIPMENT					
	DIX DAM	06-2041	3.86	3.78	0.08	0.00
	<i>TOTAL ACCOUNT 334 - ACCESSORY ELECTRIC EQUIPMENT</i>		3.86			

KENTUCKY UTILITIES COMPANY

TABLE 1. SUMMARY OF ESTIMATED SURVIVOR CURVES, NET SALVAGE PERCENT, ORIGINAL COST, BOOK DEPRECIATION RESERVE AND CALCULATED ANNUAL DEPRECIATION ACCRUAL RATES BY COMPONENT AS OF JUNE 30, 2020

	ACCOUNT (1)	PROBABLE RETIREMENT DATE (2)	ACCRUAL RATE (9)=(8)/(5)	CAPITAL RECOVERY RATE (10)	COST OF REMOVAL RATE (11)	GROSS SALVAGE RATE (12)
335.00	MISCELLANEOUS POWER PLANT EQUIPMENT					
	DIX DAM	06-2041	2.93	2.87	0.06	0.00
	TOTAL ACCOUNT 335 - MISCELLANEOUS POWER PLANT EQUIPMENT		2.93			
336.00	ROADS, RAILROADS AND BRIDGES					
	DIX DAM	06-2041	3.41	3.34	0.07	0.00
	TOTAL ACCOUNT 336 - ROADS, RAILROADS AND BRIDGES		3.41			
	TOTAL HYDROELECTRIC PRODUCTION PLANT					
	OTHER PRODUCTION PLANT					
340.10	LAND RIGHTS					
	BROWN CT PIPELINE	06-2041	1.14	1.14	0.00	0.00
	TOTAL ACCOUNT 340.1 - LAND RIGHTS		1.14			
341.00	STRUCTURES AND IMPROVEMENTS					
	CANE RUN CC 7	06-2055	2.94	2.67	0.27	0.00
	TRIMBLE COUNTY CT 5	06-2042	2.19	2.03	0.16	0.00
	TRIMBLE COUNTY CT 6	06-2042	2.18	2.02	0.16	0.00
	TRIMBLE COUNTY CT 7	06-2044	2.28	2.11	0.17	0.00
	TRIMBLE COUNTY CT 8	06-2044	2.28	2.11	0.17	0.00
	TRIMBLE COUNTY CT 9	06-2044	2.29	2.12	0.17	0.00
	TRIMBLE COUNTY CT 10	06-2044	2.63	2.44	0.19	0.00
	BROWN CT 5	06-2041	3.04	2.87	0.17	0.00
	BROWN CT 6	06-2039	3.00	2.83	0.17	0.00
	BROWN CT 7	06-2039	2.09	1.97	0.12	0.00
	BROWN CT 8	06-2035	1.29	1.22	0.07	0.00
	BROWN CT 9	06-2034	2.03	1.82	0.11	0.00
	BROWN CT 10	06-2035	2.02	1.91	0.11	0.00
	BROWN CT 11	06-2036	1.61	1.52	0.09	0.00
	BROWN SOLAR	06-2041	4.25	4.13	0.12	0.00
	HAEFLING UNITS 1, 2 AND 3	06-2025	3.07	2.74	0.33	0.00
	PADDY'S RUN GENERATOR 13	06-2041	2.31	2.18	0.13	0.00
	SIMPSONVILLE SOLAR	06-2044	4.10	4.06	0.04	0.00
	TOTAL ACCOUNT 341 - STRUCTURES AND IMPROVEMENTS		2.67			
342.00	FUEL HOLDERS, PRODUCERS AND ACCESSORIES					
	CANE RUN CC 7	06-2055	1.53	1.39	0.14	0.00
	CANE RUN PIPELINE	06-2055	3.01	2.74	0.27	0.00
	PADDY'S RUN CT PIPELINE	06-2041	4.69	4.42	0.27	0.00
	TRIMBLE COUNTY CT 5	06-2042	2.26	2.09	0.17	0.00
	TRIMBLE COUNTY CT 6	06-2042	2.26	2.09	0.17	0.00
	TRIMBLE COUNTY CT PIPELINE	06-2044	2.47	2.29	0.18	0.00
	TRIMBLE COUNTY CT 7	06-2044	2.36	2.19	0.17	0.00
	TRIMBLE COUNTY CT 8	06-2044	2.36	2.19	0.17	0.00
	TRIMBLE COUNTY CT 9	06-2044	2.36	2.19	0.17	0.00
	TRIMBLE COUNTY CT 10	06-2044	2.79	2.58	0.21	0.00
	BROWN CT 5	06-2041	2.66	2.51	0.15	0.00
	BROWN CT 6	06-2039	3.46	3.26	0.20	0.00
	BROWN CT 7	06-2039	3.41	3.22	0.19	0.00
	BROWN CT 8	06-2035	2.08	1.96	0.12	0.00
	BROWN CT 9	06-2034	3.69	3.48	0.21	0.00
	BROWN CT 10	06-2035	3.98	3.75	0.23	0.00
	BROWN CT 11	06-2036	2.85	2.69	0.16	0.00
	BROWN CT PIPELINE	06-2041	1.64	1.55	0.09	0.00
	HAEFLING UNITS 1, 2 AND 3	06-2025	4.75	4.24	0.51	0.00
	PADDY'S RUN GENERATOR 13	06-2041	2.23	2.10	0.13	0.00
	TOTAL ACCOUNT 342 - FUEL HOLDERS, PRODUCERS AND ACCESSORIES		2.81			
343.00	PRIME MOVERS					
	CANE RUN CC 7	06-2055	3.49	3.17	0.35	(0.03)
	TRIMBLE COUNTY CT 5	06-2042	2.96	2.74	0.25	(0.03)
	TRIMBLE COUNTY CT 6	06-2042	2.84	2.63	0.24	(0.03)
	TRIMBLE COUNTY CT 7	06-2044	2.99	2.77	0.25	(0.03)
	TRIMBLE COUNTY CT 8	06-2044	2.84	2.63	0.24	(0.03)
	TRIMBLE COUNTY CT 9	06-2044	2.79	2.58	0.23	(0.03)
	TRIMBLE COUNTY CT 10	06-2044	2.83	2.62	0.24	(0.03)

KENTUCKY UTILITIES COMPANY

TABLE 1. SUMMARY OF ESTIMATED SURVIVOR CURVES, NET SALVAGE PERCENT, ORIGINAL COST, BOOK DEPRECIATION RESERVE AND CALCULATED ANNUAL DEPRECIATION ACCRUAL RATES BY COMPONENT AS OF JUNE 30, 2020

	ACCOUNT (1)	PROBABLE RETIREMENT DATE (2)	ACCRUAL RATE (9)=(8)/(5) (3)	CAPITAL RECOVERY RATE (10) (4)	COST OF REMOVAL RATE (11) (6)	GROSS SALVAGE RATE (12) (7)
	BROWN CT 5	06-2041	3.07	2.90	0.20	(0.03)
	BROWN CT 6	06-2039	3.59	3.39	0.24	(0.03)
	BROWN CT 7	06-2039	2.49	2.35	0.16	(0.02)
	BROWN CT 8	06-2035	1.87	1.76	0.12	(0.02)
	BROWN CT 9	06-2034	3.63	3.42	0.24	(0.03)
	BROWN CT 10	06-2035	3.57	3.37	0.24	(0.03)
	BROWN CT 11	06-2036	2.72	2.57	0.18	(0.03)
	PADDY'S RUN GENERATOR 13	06-2041	3.08	2.91	0.20	(0.03)
	TOTAL ACCOUNT 343 - PRIME MOVERS		3.17			
344.00	GENERATORS					
	CANE RUN CC 7	06-2055	2.80	2.55	0.25	0.00
	TRIMBLE COUNTY CT 5	06-2042	2.39	2.21	0.18	0.00
	TRIMBLE COUNTY CT 6	06-2042	2.44	2.26	0.18	0.00
	TRIMBLE COUNTY CT 7	06-2044	2.48	2.30	0.18	0.00
	TRIMBLE COUNTY CT 8	06-2044	2.48	2.30	0.18	0.00
	TRIMBLE COUNTY CT 9	06-2044	3.28	3.04	0.24	0.00
	TRIMBLE COUNTY CT 10	06-2044	2.56	2.37	0.19	0.00
	BROWN CT 5	06-2041	2.46	2.32	0.14	0.00
	BROWN CT 6	06-2039	2.33	2.20	0.13	0.00
	BROWN CT 7	06-2039	2.42	2.28	0.14	0.00
	BROWN CT 8	06-2035	1.57	1.48	0.09	0.00
	BROWN CT 9	06-2034	2.32	2.19	0.13	0.00
	BROWN CT 10	06-2035	2.49	2.35	0.14	0.00
	BROWN CT 11	06-2036	2.47	2.33	0.14	0.00
	BROWN SOLAR	06-2041	4.63	4.50	0.13	0.00
	HAEFLING UNITS 1, 2 AND 3	06-2025	1.20	1.07	0.13	0.00
	PADDY'S RUN GENERATOR 13	06-2041	2.70	2.55	0.15	0.00
	SIMPSONVILLE SOLAR	06-2044	4.54	4.50	0.04	0.00
	OTHER SOLAR		4.37	3.97	0.40	0.00
	TOTAL ACCOUNT 344 - GENERATORS		2.80			
345.00	ACCESSORY ELECTRIC EQUIPMENT					
	CANE RUN CC 7	06-2055	2.87	2.61	0.26	0.00
	TRIMBLE COUNTY CT 5	06-2042	2.52	2.33	0.19	0.00
	TRIMBLE COUNTY CT 6	06-2042	2.55	2.36	0.19	0.00
	TRIMBLE COUNTY CT 7	06-2044	2.50	2.31	0.19	0.00
	TRIMBLE COUNTY CT 8	06-2044	2.39	2.21	0.18	0.00
	TRIMBLE COUNTY CT 9	06-2044	2.29	2.12	0.17	0.00
	TRIMBLE COUNTY CT 10	06-2044	2.98	2.76	0.22	0.00
	BROWN CT 5	06-2041	2.22	2.09	0.13	0.00
	BROWN CT 6	06-2039	2.39	2.25	0.14	0.00
	BROWN CT 7	06-2039	2.51	2.37	0.14	0.00
	BROWN CT 8	06-2035	2.08	1.96	0.12	0.00
	BROWN CT 9	06-2034	2.80	2.64	0.16	0.00
	BROWN CT 10	06-2035	2.72	2.57	0.15	0.00
	BROWN CT 11	06-2036	1.84	1.74	0.10	0.00
	BROWN SOLAR	06-2041	4.04	3.92	0.12	0.00
	HAEFLING UNITS 1, 2 AND 3	06-2025	4.23	3.78	0.45	0.00
	PADDY'S RUN GENERATOR 13	06-2041	2.16	2.04	0.12	0.00
	SIMPSONVILLE SOLAR	06-2044	4.36	4.32	0.04	0.00
	OTHER SOLAR		2.32	2.21	0.11	0.00
	TOTAL ACCOUNT 345 - ACCESSORY ELECTRIC EQUIPMENT		2.68			
346.00	MISCELLANEOUS POWER PLANT EQUIPMENT					
	CANE RUN CC 7	06-2055	3.12	2.84	0.28	0.00
	TRIMBLE COUNTY CT 5	06-2042	2.25	2.08	0.17	0.00
	TRIMBLE COUNTY CT 7	06-2044	2.32	2.15	0.17	0.00
	TRIMBLE COUNTY CT 8	06-2044	2.32	2.15	0.17	0.00
	TRIMBLE COUNTY CT 9	06-2044	2.33	2.16	0.17	0.00
	TRIMBLE COUNTY CT 10	06-2044	2.74	2.54	0.20	0.00

KENTUCKY UTILITIES COMPANY

TABLE 1. SUMMARY OF ESTIMATED SURVIVOR CURVES, NET SALVAGE PERCENT, ORIGINAL COST, BOOK DEPRECIATION RESERVE AND CALCULATED ANNUAL DEPRECIATION ACCRUAL RATES BY COMPONENT AS OF JUNE 30, 2020

ACCOUNT (1)	PROBABLE RETIREMENT DATE (2)	ACCRUAL RATE (9)=(8)/(5)	CAPITAL RECOVERY RATE (10)	COST OF REMOVAL RATE (11)	GROSS SALVAGE RATE (12)
BROWN CT 5	06-2041	2.09	1.97	0.12	0.00
BROWN CT 6	06-2039	3.38	3.19	0.19	0.00
BROWN CT 7	06-2039	3.04	2.87	0.17	0.00
BROWN CT 8	06-2035	2.19	2.07	0.12	0.00
BROWN CT 9	06-2034	2.85	2.69	0.16	0.00
BROWN CT 10	06-2035	2.57	2.42	0.15	0.00
BROWN CT 11	06-2036	2.34	2.21	0.13	0.00
BROWN SOLAR	06-2041	4.38	4.25	0.13	0.00
HAEFLING UNITS 1, 2 AND 3	06-2025	5.26	4.70	0.56	0.00
PADDY'S RUN GENERATOR 13	06-2041	2.10	1.98	0.12	0.00
SIMPSONVILLE SOLAR	06-2044	4.40	4.36	0.04	0.00
TOTAL ACCOUNT 346 - MISCELLANEOUS POWER PLANT EQUIPMENT		2.73			
TOTAL OTHER PRODUCTION PLANT					
TRANSMISSION PLANT					
350.10	LAND RIGHTS	0.76	0.76	0.00	0.00
352.10	STRUCTURES AND IMPROVEMENTS - NON SYS CONTROL/COM	1.83	1.41	0.44	(0.01)
353.10	STATION EQUIPMENT - NON SYS CONTROL/COM	1.88	1.63	0.29	(0.05)
353.20	STATION EQUIPMENT - SYS CONTROL/COM	0.30	0.26	0.05	(0.01)
354.00	TOWERS AND FIXTURES	2.00	1.33	0.75	(0.08)
355.00	POLES AND FIXTURES	3.48	1.93	1.68	(0.14)
356.00	OVERHEAD CONDUCTORS AND DEVICES	2.47	1.37	1.19	(0.10)
357.00	UNDERGROUND CONDUIT	1.62	1.62	0.00	0.00
358.00	UNDERGROUND CONDUCTORS AND DEVICES	0.96	0.91	0.05	0.00
TOTAL TRANSMISSION PLANT					
DISTRIBUTION PLANT					
360.10	LAND RIGHTS	0.71	0.71	0.00	0.00
361.00	STRUCTURES AND IMPROVEMENTS	2.03	1.56	0.48	(0.02)
362.00	STATION EQUIPMENT	2.09	1.74	0.42	(0.07)
364.00	POLES, TOWERS, AND FIXTURES	2.55	1.70	0.95	(0.10)
365.00	OVERHEAD CONDUCTORS AND DEVICES	3.08	2.37	0.85	(0.14)
366.00	UNDERGROUND CONDUIT	2.38	2.27	0.11	0.00
367.00	UNDERGROUND CONDUCTORS AND DEVICES	2.46	2.24	0.29	(0.07)
368.00	LINE TRANSFORMERS	1.87	1.78	0.16	(0.07)
369.00	SERVICES	2.58	1.84	0.79	(0.06)
370.00	METERS	5.30	5.30	0.05	(0.05)
370.01	METERS - AMS	8.33	8.33	0.00	0.00
370.11	METERS - AMI	6.88	6.88	0.00	0.00
370.20	METERS - CT AND PT	12.67	12.67	0.13	(0.13)
371.01	INSTALLATIONS ON CUSTOMERS' PREMISES - EV CHARGING STATIONS	10.04	10.04	0.10	(0.10)
373.00	STREET LIGHTING AND SIGNAL SYSTEMS	3.41	3.10	0.37	(0.06)
TOTAL DISTRIBUTION PLANT					
GENERAL PLANT					
390.10	STRUCTURES AND IMPROVEMENTS - TO OWNED PROPERTY	2.47	2.15	0.32	0.00
390.20	STRUCTURES AND IMPROVEMENTS - TO LEASED PROPERTY	3.47	3.15	0.32	0.00
391.10	OFFICE FURNITURE AND EQUIPMENT	4.04	4.04	0.00	0.00
391.20	NON PC COMPUTER EQUIPMENT	18.92	18.92	0.00	0.00
391.31	PERSONAL COMPUTERS	36.43	36.43	0.00	0.00
392.00	TRANSPORTATION EQUIPMENT - CARS AND LIGHT TRUCKS	5.05	5.05	0.00	0.00
392.10	TRANSPORTATION EQUIPMENT - HEAVY TRUCKS AND OTHER	4.82	4.82	0.00	0.00
393.00	STORES EQUIPMENT	3.18	3.18	0.00	0.00
394.00	TOOLS, SHOP AND GARAGE EQUIPMENT	3.95	3.95	0.00	0.00
396.10	POWER OPERATED EQUIPMENT - LARGE MACHINERY	5.52	5.52	0.00	0.00
396.20	POWER OPERATED EQUIPMENT - OTHER	4.99	4.99	0.00	0.00
397.00	COMMUNICATION EQUIPMENT - MICROWAVE, FIBER AND OTHER	4.72	4.72	0.00	0.00
397.10	COMMUNICATION EQUIPMENT - RADIO AND TELEPHONE	5.92	5.92	0.00	0.00
397.20	COMMUNICATION EQUIPMENT - DSM	21.99	21.99	0.00	0.00
TOTAL GENERAL PLANT					
TOTAL DEPRECIABLE PLANT					

KENTUCKY UTILITIES COMPANY

TABLE 1. SUMMARY OF ESTIMATED SURVIVOR CURVES, NET SALVAGE PERCENT, ORIGINAL COST, BOOK DEPRECIATION RESERVE AND CALCULATED ANNUAL DEPRECIATION ACCRUAL RATES BY COMPONENT AS OF JUNE 30, 2020

ACCOUNT (1)	PROBABLE RETIREMENT DATE (2)	ACCRUAL RATE (9)=(8)/(5)	CAPITAL RECOVERY RATE (10)	COST OF REMOVAL RATE (11)	GROSS SALVAGE RATE (12)
NONDEPRECIABLE PLANT					
301.00	ORGANIZATION				
310.20	LAND				
317.07	ARO STEAM PRODUCTION- EQUIPMENT				
317.08	ARO STEAM PRODUCTION - CCR				
337.07	ARO HYDRAULIC PRODUCTION				
340.20	LAND				
347.07	ARO OTHER PRODUCTION				
350.20	LAND				
359.15	ARO TRANSMISSION (L/B)				
359.17	ARO TRANSMISSION (EQUIPMENT)				
360.20	LAND				
374.05	ARO DISTRIBUTION (L/B)				
374.07	ARO DISTRIBUTION (EQUIPMENT)				
389.20	LAND				
TOTAL NONDEPRECIABLE PLANT					
TOTAL ELECTRIC PLANT					

* LIFE SPAN PROCEDURE IS USED. CURVE SHOWN IS INTERIM SURVIVOR CURVE

** ANNUAL DEPRECIATION EXPENSE SHOWN WILL BE BOOKED UNTIL JULY 1, 2021, THEN THE FOLLOWING RATE WILL BE APPLIED UNTIL THE END OF THE LIFE FOR THE ASH POND

ASH POND LOCATION	RATE
TRIMBLE COUNTY UNIT 2 BOTTOM ASH POND	2.20
TRIMBLE COUNTY UNIT 2 GYPSUM ASH POND	2.16
BROWN UNIT 1 ASH POND	0.00
BROWN UNIT 3 ASH POND	2.57
GHENT UNIT 1 ASH POND	0.20
GHENT UNIT 4 ASH POND	3.71
GHENT UNIT 2 SCRUBBER ASH POND	0.00

LOUISVILLE GAS AND ELECTRIC
ELECTRIC PLANT

TABLE 1. SUMMARY OF ESTIMATED SURVIVOR CURVES, NET SALVAGE PERCENT, ORIGINAL COST, BOOK DEPRECIATION RESERVE AND CALCULATED ANNUAL DEPRECIATION ACCRUAL RATES AS OF JUNE 30, 2020

ACCOUNT (1)	PROBABLE RETIREMENT DATE (2)	SURVIVOR CURVE (2)	NET SALVAGE PERCENT (3)	ORIGINAL COST (4)	BOOK DEPRECIATION RESERVE (5)	FUTURE ACCRUALS (6)	CALCULATED ANNUAL ACCRUAL AMOUNT (7)	ACCRUAL RATE (8)=(7)/(4)	COMPOSITE REMAINING LIFE (9)=(6)/(7)
DEPRECIABLE PLANT									
STEAM PRODUCTION PLANT									
311.00	STRUCTURES AND IMPROVEMENTS								
	RIVERPORT DISTRIBUTION CENTER	06-2063	95-R2.5 *	(30)	5,354,917.29	493,155	6,468,237	155,388	2.90
	MILL CREEK UNIT 1	12-2024	95-R2.5 *	(7)	18,754,074.14	17,220,582	2,846,277	636,981	3.40
	MILL CREEK UNIT 2	06-2028	95-R2.5 *	(7)	19,795,539.68	10,207,821	10,973,406	1,382,559	6.98
	MILL CREEK UNIT 2 SCRUBBER	06-2028	95-R2.5 *	(7)	465.17	498	0	0	1.68
	MILL CREEK UNIT 3	06-2039	95-R2.5 *	(7)	27,065,032.87	20,500,404	8,459,181	454,769	18.6
	MILL CREEK UNIT 3 SCRUBBER	06-2039	95-R2.5 *	(7)	135,376.33	144,853	0	0	-
	MILL CREEK UNIT 4	06-2039	95-R2.5 *	(7)	72,486,969.51	42,437,364	35,123,693	1,888,116	2.60
	MILL CREEK UNIT 4 SCRUBBER	06-2039	95-R2.5 *	(7)	2,476,547.45	2,295,887	354,019	19,064	0.77
	TRIMBLE COUNTY UNIT 1	06-2045	95-R2.5 *	(11)	107,923,782.41	66,792,233	53,003,165	2,195,181	2.03
	TRIMBLE COUNTY UNIT 1 SCRUBBER	06-2045	95-R2.5 *	(11)	889,015.22	157,715	829,092	33,727	3.79
	TRIMBLE COUNTY UNIT 2	06-2066	95-R2.5 *	(11)	18,610,042.76	3,207,677	17,449,470	394,184	2.12
	TRIMBLE COUNTY UNIT 2 SCRUBBER	06-2066	95-R2.5 *	(11)	252,621.17	18,405	262,004	5,886	2.33
	TRIMBLE COUNTY TRAINING CENTER	06-2066	95-R2.5 *	(5)	745,718.89	21,047	761,958	17,088	2.29
	TOTAL ACCOUNT 311 - STRUCTURES AND IMPROVEMENTS				274,490,102.89	163,497,641	136,530,502	7,182,943	2.62
311.20	STRUCTURES AND IMPROVEMENTS - RETIRED PLANT								
	CANE RUN UNIT 1	12-2015	95-R2.5 *	(10)	65,888.59	72,477	0	0	-
	CANE RUN UNIT 2	12-2015	95-R2.5 *	(10)	373.59	411	0	0	-
	CANE RUN UNIT 3	12-2015	95-R2.5 *	(10)	249.15	274	0	0	-
	CANE RUN UNIT 4	12-2015	95-R2.5 *	(10)	491.62	541	0	0	-
	CANE RUN UNIT 4 SCRUBBER	12-2015	95-R2.5 *	(10)	17,565.79	19,322	0	0	-
	CANE RUN UNIT 5 AND UNIT 5 SCRUBBER	12-2015	95-R2.5 *	(10)	204,433.27	224,877	0	0	-
	CANE RUN UNIT 6 AND UNIT 6 SCRUBBER	12-2015	95-R2.5 *	(10)	7,993,797.66	8,793,177	0	0	-
	TOTAL ACCOUNT 311.2 - STRUCTURES AND IMPROVEMENTS - RETIRED PLANT				8,282,797.67	9,111,079	0	0	-
312.00	BOILER PLANT EQUIPMENT								
	MILL CREEK UNIT 1	12-2024	57-R1 *	(7)	184,942,673.71	58,284,730	139,603,931	31,484,371	17.02
	MILL CREEK UNIT 1 SCRUBBER	12-2024	57-R1 *	(7)	16,811,976.82	9,504,810	8,484,005	1,919,445	11.42
	MILL CREEK UNIT 2	06-2028	57-R1 *	(7)	212,884,170.98	44,545,536	183,240,527	23,519,677	11.05
	MILL CREEK UNIT 2 SCRUBBER	06-2028	57-R1 *	(7)	113,357,088.47	12,857,330	108,434,755	13,866,457	12.23
	MILL CREEK UNIT 3	06-2039	57-R1 *	(7)	315,305,719.18	81,467,666	255,909,252	14,447,980	4.58
	MILL CREEK UNIT 3 SCRUBBER	06-2039	57-R1 *	(7)	149,926,264.34	13,435,495	146,985,608	8,189,657	5.46
	MILL CREEK UNIT 4	06-2039	57-R1 *	(7)	750,135,462.96	153,552,408	649,092,537	36,424,039	4.86
	MILL CREEK UNIT 4 SCRUBBER	06-2039	57-R1 *	(7)	195,689,043.08	25,457,009	183,930,267	10,328,183	5.28
	TRIMBLE COUNTY UNIT 1	06-2045	57-R1 *	(11)	325,309,086.38	92,670,973	268,422,113	11,993,637	3.69
	TRIMBLE COUNTY UNIT 1 SCRUBBER	06-2045	57-R1 *	(11)	68,153,675.06	30,812,888	44,837,691	2,055,200	3.02
	TRIMBLE COUNTY UNIT 2	06-2066	57-R1 *	(11)	286,919,491.14	28,314,449	290,166,186	7,523,198	2.62
	TRIMBLE COUNTY UNIT 2 SCRUBBER	06-2066	57-R1 *	(11)	15,352,427.57	3,948,518	13,092,677	346,489	2.26
	TOTAL ACCOUNT 312 - BOILER PLANT EQUIPMENT				2,634,787,079.69	554,852,014	2,292,199,549	162,098,333	6.15
312.10	BOILER PLANT EQUIPMENT - ASH PONDS								
	MILL CREEK UNIT 1	05-2021	100-S4 *	0	411,750.29	399,686	12,064	12,064	**
	TRIMBLE COUNTY UNIT 1	09-2024	100-S4 *	0	4,846,362.74	4,469,130	377,233	91,112	**
	TRIMBLE COUNTY UNIT 2	09-2023	100-S4 *	0	5,057,242.50	4,767,144	290,098	90,525	**
	TOTAL ACCOUNT 312.1 - BOILER PLANT EQUIPMENT - ASH PONDS				10,315,355.53	9,635,960	679,395	193,701	**
314.00	TURBOGENERATOR UNITS								
	MILL CREEK UNIT 1	12-2024	62-R2 *	(7)	27,258,907.36	12,185,078	16,981,953	3,827,531	14.04
	MILL CREEK UNIT 2	06-2028	62-R2 *	(7)	31,310,218.00	12,895,686	20,606,247	2,634,635	8.41
	MILL CREEK UNIT 3	06-2039	62-R2 *	(7)	40,699,104.19	19,513,757	24,023,594	1,332,365	3.27
	MILL CREEK UNIT 4	06-2039	62-R2 *	(7)	57,615,791.65	25,907,523	35,741,374	1,995,028	3.46
	TRIMBLE COUNTY UNIT 1	06-2045	62-R2 *	(11)	59,116,130.80	30,913,793	34,705,112	1,527,744	2.58
	TRIMBLE COUNTY UNIT 2	06-2066	62-R2 *	(11)	22,692,470.51	5,292,482	19,896,160	504,518	2.22
	TOTAL ACCOUNT 314 - TURBOGENERATOR UNITS				238,682,622.51	106,708,319	151,954,430	11,821,821	4.95

LOUISVILLE GAS AND ELECTRIC
ELECTRIC PLANT

TABLE 1. SUMMARY OF ESTIMATED SURVIVOR CURVES, NET SALVAGE PERCENT, ORIGINAL COST, BOOK DEPRECIATION RESERVE AND CALCULATED ANNUAL DEPRECIATION ACCRUAL RATES AS OF JUNE 30, 2020

ACCOUNT (1)	PROBABLE RETIREMENT DATE (2)	SURVIVOR CURVE (2)	NET SALVAGE PERCENT (3)	ORIGINAL COST (4)	BOOK DEPRECIATION RESERVE (5)	FUTURE ACCRUALS (6)	CALCULATED ANNUAL ACCRUAL AMOUNT (7)	ACCRUAL RATE (8)=(7)/(4)	COMPOSITE REMAINING LIFE (9)=(6)/(7)
315.00	ACCESSORY ELECTRIC EQUIPMENT								
MILL CREEK UNIT 1	12-2024	70-R3	* (7)	18,109,188.73	12,367,099	7,009,733	1,569,509	8.67	4.5
MILL CREEK UNIT 1 SCRUBBER	12-2024	70-R3	* (7)	202,167.22	36,884	179,435	40,413	19.99	4.4
MILL CREEK UNIT 2	06-2028	70-R3	* (7)	13,365,293.98	5,912,668	8,398,197	1,059,739	7.93	7.9
MILL CREEK UNIT 2 SCRUBBER	06-2028	70-R3	* (7)	5,652,402.38	872,534	5,175,537	648,564	11.47	8.0
MILL CREEK UNIT 3	06-2039	70-R3	* (7)	26,922,251.16	14,642,746	14,164,063	760,618	2.83	18.6
MILL CREEK UNIT 3 SCRUBBER	06-2039	70-R3	* (7)	1,088,905.01	1,136,341	28,787	1,614	0.15	17.8
MILL CREEK UNIT 4	06-2039	70-R3	* (7)	33,383,302.28	18,964,792	16,755,341	913,195	2.74	18.3
MILL CREEK UNIT 4 SCRUBBER	06-2039	70-R3	* (7)	8,052,008.04	586,418	8,029,231	425,998	5.29	18.8
TRIMBLE COUNTY UNIT 1	06-2045	70-R3	* (11)	65,490,511.95	32,377,733	40,316,735	1,691,051	2.58	23.8
TRIMBLE COUNTY UNIT 1 SCRUBBER	06-2045	70-R3	* (11)	2,736,920.21	2,460,753	577,228	24,834	0.91	23.2
TRIMBLE COUNTY UNIT 2	06-2066	70-R3	* (11)	11,108,163.38	2,103,255	10,226,806	236,028	2.12	43.3
TOTAL ACCOUNT 315 - ACCESSORY ELECTRIC EQUIPMENT				186,111,114.34	91,461,223	110,851,093	7,371,563	3.96	15.0
316.00	MISCELLANEOUS PLANT EQUIPMENT								
RIVERPORT DISTRIBUTION CENTER	06-2063	43-R2.5	* (5)	1,930,485.14	128,442	1,898,567	52,510	2.72	36.2
MILL CREEK UNIT 1	12-2024	43-R2.5	* (7)	719,267.87	511,529	258,088	61,082	8.49	4.2
MILL CREEK UNIT 2	06-2028	43-R2.5	* (7)	74,667.78	25,237	54,658	6,933	9.29	7.9
MILL CREEK UNIT 3	06-2039	43-R2.5	* (7)	770,586.25	318,387	506,140	27,472	3.57	18.4
MILL CREEK UNIT 4	06-2039	43-R2.5	* (7)	11,951,532.18	4,161,773	8,626,366	493,619	4.13	17.5
MILL CREEK UNIT 4 SCRUBBER	06-2039	43-R2.5	* (7)	43,211.57	44,422	1,814	101	0.23	18.0
TRIMBLE COUNTY UNIT 1	06-2045	43-R2.5	* (11)	3,201,189.18	1,799,746	1,753,574	91,469	2.86	19.2
TRIMBLE COUNTY UNIT 2	06-2066	43-R2.5	* (11)	4,082,818.23	421,789	4,110,159	116,250	2.85	35.4
TOTAL ACCOUNT 316 - MISCELLANEOUS PLANT EQUIPMENT				22,773,758.20	7,411,305	17,209,366	849,436	3.73	20.3
TOTAL STEAM PRODUCTION PLANT				3,375,442,832.83	942,677,541	2,709,424,335	189,517,797		
HYDROELECTRIC PRODUCTION PLANT									
331.00	STRUCTURES AND IMPROVEMENTS								
OHIO FALLS - NON-PROJECT	10-2045	95-R2	* (2)	28,698.29	5,271	24,001	1,160	4.04	20.7
OHIO FALLS - PROJECT 289	10-2045	95-R2	* (2)	5,637,542.61	2,687,314	3,062,979	132,282	2.35	23.2
TOTAL ACCOUNT 331 - STRUCTURES AND IMPROVEMENTS				5,666,240.90	2,692,585	3,086,980	133,442	2.36	23.1
332.00	RESERVOIRS, DAMS AND WATERWAYS								
OHIO FALLS - PROJECT 289	10-2045	90-R2.5	* (2)	19,384,087.20	1,432,823	18,338,946	736,938	3.80	24.9
TOTAL ACCOUNT 332 - RESERVOIRS, DAMS AND WATERWAYS				19,384,087.20	1,432,823	18,338,946	736,938	3.80	24.9
333.00	WATER WHEELS, TURBINES AND GENERATORS								
OHIO FALLS - PROJECT 289	10-2045	80-R3	* (2)	114,581,032.99	9,371,591	107,501,063	4,287,119	3.74	25.1
TOTAL ACCOUNT 333 - WATER WHEELS, TURBINES AND GENERATORS				114,581,032.99	9,371,591	107,501,063	4,287,119	3.74	25.1
334.00	ACCESSORY ELECTRIC EQUIPMENT								
OHIO FALLS - PROJECT 289	10-2045	80-R4	* (2)	6,568,796.25	804,598	5,895,574	235,649	3.59	25.0
TOTAL ACCOUNT 334 - ACCESSORY ELECTRIC EQUIPMENT				6,568,796.25	804,598	5,895,574	235,649	3.59	25.0
335.00	MISCELLANEOUS POWER PLANT EQUIPMENT								
OHIO FALLS - NON-PROJECT	10-2045	70-R3	* (2)	3,782.01	3,858	0	0	-	-
OHIO FALLS - PROJECT 289	10-2045	70-R3	* (2)	179,682.14	112,362	70,914	2,840	1.58	25.0
TOTAL ACCOUNT 335 - MISCELLANEOUS POWER PLANT EQUIPMENT				183,464.15	116,220	70,914	2,840	1.55	25.0

LOUISVILLE GAS AND ELECTRIC
ELECTRIC PLANTTABLE 1. SUMMARY OF ESTIMATED SURVIVOR CURVES, NET SALVAGE PERCENT, ORIGINAL COST, BOOK DEPRECIATION RESERVE AND
CALCULATED ANNUAL DEPRECIATION ACCRUAL RATES AS OF JUNE 30, 2020

ACCOUNT (1)	PROBABLE RETIREMENT DATE (2)	SURVIVOR CURVE (2)	NET SALVAGE PERCENT (3)	ORIGINAL COST (4)	BOOK DEPRECIATION RESERVE (5)	FUTURE ACCRUALS (6)	CALCULATED ANNUAL ACCRUAL AMOUNT (7)	ACCRUAL RATE (8)=(7)/(4)	COMPOSITE REMAINING LIFE (9)=(6)/(7)	
336.00										
ROADS, RAILROADS AND BRIDGES										
OHIO FALLS - PROJECT 289	10-2045	80-S4	*	(2)	12,119.47	3,131	9,231	859	7.09	10.7
TOTAL ACCOUNT 336 - ROADS, RAILROADS AND BRIDGES					12,119.47	3,131	9,231	859	7.09	10.7
TOTAL HYDROELECTRIC PRODUCTION PLANT				146,395,740.96	14,420,948	134,902,708	5,396,847			
OTHER PRODUCTION PLANT										
341.00										
STRUCTURES AND IMPROVEMENTS										
CANE RUN CC 7	06-2055	60-R4	*	(11)	17,709,450.89	5,687,392	13,970,098	425,404	2.40	32.8
ZORN AND RIVER ROAD GAS TURBINE	06-2021	60-R4	*	(9)	8,241.14	8,983	0	0	-	-
PADDY'S RUN GENERATOR 12	06-2025	60-R4	*	(8)	64,113.35	67,960	0	0	-	-
PADDY'S RUN GENERATOR 13	06-2041	60-R4	*	(6)	2,484,085.38	1,498,866	1,134,265	54,950	2.21	20.6
BROWN CT 5	06-2041	60-R4	*	(7)	1,171,970.07	519,967	734,041	35,391	3.02	20.7
BROWN CT 6	06-2039	60-R4	*	(7)	122,849.05	58,473	72,975	3,875	3.15	18.8
BROWN CT 7	06-2039	60-R4	*	(7)	144,356.29	98,102	56,359	3,015	2.09	18.7
BROWN SOLAR	06-2041	40-S3	*	(3)	923,945.85	135,806	815,858	39,300	4.25	20.8
TRIMBLE COUNTY CT 5	06-2042	60-R4	*	(9)	1,556,655.08	959,769	735,895	34,148	2.20	21.6
TRIMBLE COUNTY CT 6	06-2042	60-R4	*	(9)	1,467,923.89	908,073	691,964	32,123	2.19	21.5
TRIMBLE COUNTY CT 7	06-2044	60-R4	*	(9)	2,083,698.13	1,159,483	1,111,748	47,268	2.27	23.5
TRIMBLE COUNTY CT 8	06-2044	60-R4	*	(9)	2,075,526.50	1,154,935	1,107,389	47,083	2.27	23.5
TRIMBLE COUNTY CT 9	06-2044	60-R4	*	(9)	2,137,402.33	1,185,502	1,144,267	48,651	2.28	23.5
TRIMBLE COUNTY CT 10	06-2044	60-R4	*	(9)	2,525,013.22	1,217,180	1,535,084	64,988	2.57	23.6
SIMPSONVILLE SOLAR	06-2044	40-S3	*	(1)	629,097.75	22,187	613,202	25,808	4.10	23.8
TOTAL ACCOUNT 341 - STRUCTURES AND IMPROVEMENTS					35,103,328.92	14,682,678	23,723,145	862,014	2.46	27.5
341.20										
STRUCTURES AND IMPROVEMENTS - RETIRED PLANT										
CANE RUN GT 11	06-2018	60-R4	*	(10)	320,737.94	702,722	(349,910)	0	-	-
TOTAL ACCOUNT 341.2 - STRUCTURES AND IMPROVEMENTS					320,737.94	702,722	(349,910)	0	-	-
342.00										
FUEL HOLDERS, PRODUCERS AND ACCESSORIES										
CANE RUN CC 7	06-2055	55-R2.5	*	(11)	1,839,349.29	1,124,474	917,204	27,992	1.52	32.8
CANE RUN PIPELINE	06-2055	55-R2.5	*	(11)	6,602,221.07	932,146	6,396,319	195,307	2.96	32.8
ZORN AND RIVER ROAD GAS TURBINE	06-2021	55-R2.5	*	(9)	22,223.02	18,985	5,245	23.59	1.0	-
PADDY'S RUN GENERATOR 11	06-2025	55-R2.5	*	(6)	9,237.57	9,792	0	0	-	-
PADDY'S RUN GENERATOR 12	06-2025	55-R2.5	*	(6)	21,667.08	22,967	0	0	-	-
PADDY'S RUN GENERATOR 13	06-2041	55-R2.5	*	(6)	2,235,100.61	1,438,239	930,968	47,423	2.12	19.6
PADDY'S RUN CT PIPELINE	06-2041	55-R2.5	*	(6)	7,693,302.29	805,132	7,349,768	358,700	4.66	20.5
BROWN CT 5	06-2041	55-R2.5	*	(7)	846,906.63	523,513	382,677	19,415	2.29	19.7
BROWN CT 6	06-2039	55-R2.5	*	(7)	766,004.64	359,963	459,662	25,033	3.27	18.4
BROWN CT 7	06-2039	55-R2.5	*	(7)	483,544.93	191,869	325,524	17,595	3.64	18.5
TRIMBLE COUNTY CT 5	06-2042	55-R2.5	*	(9)	97,996.90	61,423	45,394	2,208	2.25	20.6
TRIMBLE COUNTY CT 6	06-2042	55-R2.5	*	(9)	97,861.58	61,343	45,326	2,205	2.25	20.6
TRIMBLE COUNTY CT PIPELINE	06-2044	55-R2.5	*	(9)	2,320,474.20	1,248,052	1,281,265	57,029	2.46	22.5
TRIMBLE COUNTY CT 7	06-2044	55-R2.5	*	(9)	338,423.07	191,069	177,812	7,938	2.35	22.4
TRIMBLE COUNTY CT 8	06-2044	55-R2.5	*	(9)	337,096.18	190,320	177,115	7,907	2.35	22.4
TRIMBLE COUNTY CT 9	06-2044	55-R2.5	*	(9)	347,146.53	195,419	182,971	8,168	2.35	22.4
TRIMBLE COUNTY CT 10	06-2044	55-R2.5	*	(9)	446,520.02	210,439	276,288	12,188	2.73	22.7
TOTAL ACCOUNT 342 - FUEL HOLDERS, PRODUCERS AND ACCESSORIES					24,505,081.61	7,585,145	18,953,518	794,352	3.24	23.9
343.00										
PRIME MOVERS										
CANE RUN CC 7	06-2055	35-R1.5	*	(11)	75,865,135.10	6,219,820	77,990,480	2,853,705	3.76	27.3
PADDY'S RUN GENERATOR 13	06-2041	35-R1.5	*	(6)	22,150,177.60	11,598,914	11,880,274	699,969	3.16	17.0
BROWN CT 5	06-2041	35-R1.5	*	(7)	18,490,042.40	8,931,424	10,852,921	622,473	3.37	17.4
BROWN CT 6	06-2039	35-R1.5	*	(7)	24,101,915.33	9,086,454	16,702,595	1,019,141	4.23	16.4
BROWN CT 7	06-2039	35-R1.5	*	(7)	18,614,501.31	12,553,507	7,364,009	477,151	2.56	15.4

LOUISVILLE GAS AND ELECTRIC
ELECTRIC PLANT

TABLE 1. SUMMARY OF ESTIMATED SURVIVOR CURVES, NET SALVAGE PERCENT, ORIGINAL COST, BOOK DEPRECIATION RESERVE AND CALCULATED ANNUAL DEPRECIATION ACCRUAL RATES AS OF JUNE 30, 2020

ACCOUNT	PROBABLE RETIREMENT DATE	SURVIVOR CURVE	NET SALVAGE PERCENT	ORIGINAL COST	BOOK DEPRECIATION RESERVE	FUTURE ACCRUALS	CALCULATED ANNUAL ACCRUAL AMOUNT	ACCURUAL RATE	COMPOSITE REMAINING LIFE
(1)	(2)	(2)	(3)	(4)	(5)	(6)	(7)	(8)=(7)/(4)	(9)=(6)/(7)
TRIMBLE COUNTY CT 5	06-2042	35-R1.5	(9)	15,882,516.99	8,183,620	9,128,324	508,880	3.21	17.9
TRIMBLE COUNTY CT 6	06-2042	35-R1.5	(9)	14,426,572.85	7,920,117	7,804,847	444,495	3.08	17.6
TRIMBLE COUNTY CT 7	06-2044	35-R1.5	(9)	15,680,731.51	7,430,542	9,661,455	502,336	3.20	19.2
TRIMBLE COUNTY CT 8	06-2044	35-R1.5	(9)	14,878,576.37	7,583,469	8,634,179	455,314	3.06	19.0
TRIMBLE COUNTY CT 9	06-2044	35-R1.5	(9)	14,832,484.85	7,676,771	8,490,637	447,597	3.02	19.0
TRIMBLE COUNTY CT 10	06-2044	35-R1.5	(9)	15,145,494.70	7,723,623	8,784,766	460,546	3.04	19.1
TOTAL ACCOUNT 343 - PRIME MOVERS				250,068,149.01	94,908,461	177,294,487	8,492,607	3.40	20.9
344.00	GENERATORS								
CANE RUN CC 7	06-2055	60-S3	(11)	17,526,759.72	2,929,662	16,525,041	479,293	2.73	34.5
ZORN AND RIVER ROAD GAS TURBINE	06-2021	60-S3	(9)	1,919,304.70	2,007,414	84,628	84,628	4.41	1.0
PADDY'S RUN GENERATOR 11	06-2025	60-S3	(6)	1,539,958.99	1,632,357	0	0	-	-
PADDY'S RUN GENERATOR 12	06-2025	60-S3	(6)	3,334,813.58	3,487,041	47,861	9,572	0.29	5.0
PADDY'S RUN GENERATOR 13	06-2041	60-S3	(6)	6,035,084.56	3,201,706	3,196,118	155,574	2.58	20.5
BROWN CT 5	06-2041	60-S3	(7)	3,448,727.25	1,987,837	1,702,301	82,743	2.40	20.6
BROWN CT 6	06-2039	60-S3	(7)	2,449,473.22	1,697,832	923,104	49,683	2.03	18.6
BROWN CT 7	06-2039	60-S3	(7)	2,508,210.18	1,535,095	1,148,690	61,585	2.46	18.7
BROWN CT 8	06-2041	25-S2.5	(3)	8,363,103.36	1,570,162	7,043,814	387,236	4.63	18.2
TRIMBLE COUNTY CT 5	06-2042	60-S3	(9)	1,835,304.01	957,504	825,631	38,363	2.35	21.5
TRIMBLE COUNTY CT 6	06-2042	60-S3	(9)	1,595,963.67	919,277	820,323	38,120	2.39	21.5
TRIMBLE COUNTY CT 7	06-2044	60-S3	(9)	1,793,484.14	931,124	1,023,774	43,557	2.43	23.5
TRIMBLE COUNTY CT 8	06-2044	60-S3	(9)	1,783,864.62	925,864	1,018,548	43,335	2.43	23.5
TRIMBLE COUNTY CT 9	06-2044	60-S3	(9)	1,996,002.87	632,149	1,544,148	65,345	3.27	23.6
TRIMBLE COUNTY CT 10	06-2044	60-S3	(9)	1,911,732.95	964,992	1,118,797	47,530	2.49	23.5
SIMPSONVILLE SOLAR	06-2044	25-S2.5	(1)	485,487.42	18,738	471,604	22,059	4.54	21.4
OTHER SOLAR	06-2044	25-S2.5	(10)	57,651.55	4,983	58,434	2,541	4.41	23.0
TOTAL ACCOUNT 344 - GENERATORS				58,386,726.79	25,403,759	37,552,816	1,611,164	2.76	23.3
345.00	ACCESSORY ELECTRIC EQUIPMENT								
CANE RUN CC 7	06-2055	50-S2.5	(11)	6,857,165.05	940,092	6,671,361	201,160	2.93	33.2
ZORN AND RIVER ROAD GAS TURBINE	06-2021	50-S2.5	(9)	94,656.49	94,074	9,102	9,102	9.62	1.0
PADDY'S RUN GENERATOR 11	06-2025	50-S2.5	(6)	605,144.42	641,453	0	0	-	-
PADDY'S RUN GENERATOR 12	06-2025	50-S2.5	(6)	901,218.54	955,292	0	0	-	-
PADDY'S RUN GENERATOR 13	06-2041	50-S2.5	(6)	2,860,913.24	2,145,789	886,779	45,698	1.60	19.4
BROWN CT 5	06-2041	50-S2.5	(7)	2,602,373.29	1,731,621	1,052,918	54,517	2.09	19.3
BROWN CT 6	06-2039	50-S2.5	(7)	1,042,364.45	557,100	558,230	31,262	3.00	17.9
BROWN CT 7	06-2039	50-S2.5	(7)	1,130,650.06	676,711	533,085	29,584	2.62	18.0
BROWN SOLAR	06-2041	45-R2.5	(3)	285,072.02	60,416	233,208	11,522	4.04	20.2
TRIMBLE COUNTY CT 5	06-2042	50-S2.5	(9)	782,798.71	429,925	423,326	20,495	2.62	20.7
TRIMBLE COUNTY CT 6	06-2042	50-S2.5	(9)	1,709,376.03	957,679	905,541	44,335	2.59	20.4
TRIMBLE COUNTY CT 7	06-2044	50-S2.5	(9)	2,168,768.83	1,104,022	1,259,936	56,032	2.58	22.5
TRIMBLE COUNTY CT 8	06-2044	50-S2.5	(9)	1,943,746.28	1,057,509	1,061,174	47,651	2.45	22.3
TRIMBLE COUNTY CT 9	06-2044	50-S2.5	(9)	1,898,268.01	1,083,562	985,550	44,449	2.34	22.2
TRIMBLE COUNTY CT 10	06-2044	50-S2.5	(9)	6,214,267.18	2,578,739	4,194,812	184,134	2.96	22.8
SIMPSONVILLE SOLAR	06-2044	45-R2.5	(1)	259,439.84	471	261,563	11,304	4.36	23.1
OTHER SOLAR	06-2044	45-R2.5	(5)	27,319.98	2,233	26,453	613	2.24	43.2
TOTAL ACCOUNT 345 - ACCESSORY ELECTRIC EQUIPMENT				31,383,542.42	15,016,688	19,063,038	791,858	2.52	24.1
346.00	MISCELLANEOUS POWER PLANT EQUIPMENT								
CANE RUN CC 7	06-2055	55-R4	(11)	965,500.34	98,682	973,023	28,405	2.94	34.3
ZORN AND RIVER ROAD GAS TURBINE	06-2021	55-R4	(9)	9,488.39	10,342	0	0	-	-
PADDY'S RUN GENERATOR 11	06-2025	55-R4	(6)	9,494.38	10,064	0	0	-	-
PADDY'S RUN GENERATOR 13	06-2041	55-R4	(6)	1,299,351.17	837,181	540,191	26,525	2.04	20.4
BROWN CT 5	06-2041	55-R4	(7)	2,399,250.01	1,527,533	1,039,665	51,089	2.13	20.4
BROWN CT 6	06-2039	55-R4	(7)	32,755.71	15,853	19,196	1,022	3.12	18.8
BROWN CT 7	06-2039	55-R4	(7)	23,047.78	15,902	8,759	472	2.05	18.6
BROWN SOLAR	06-2041	40-R2.5	(3)	271,849.13	41,447	238,558	11,910	4.38	20.0

LOUISVILLE GAS AND ELECTRIC
ELECTRIC PLANT

TABLE 1. SUMMARY OF ESTIMATED SURVIVOR CURVES, NET SALVAGE PERCENT, ORIGINAL COST, BOOK DEPRECIATION RESERVE AND CALCULATED ANNUAL DEPRECIATION ACCRUAL RATES AS OF JUNE 30, 2020

ACCOUNT (1)	PROBABLE RETIREMENT DATE (2)	SURVIVOR CURVE (3)	NET SALVAGE PERCENT (3)	ORIGINAL COST (4)	BOOK DEPRECIATION RESERVE (5)	FUTURE ACCRUALS (6)	CALCULATED ANNUAL ACCRUAL AMOUNT (7)	ACCRUAL RATE (8)=(7)/(4)	COMPOSITE REMAINING LIFE (9)=(6)/(7)
TRIMBLE COUNTY CT 5	06-2042	55-R4	* (9)	14,528.92	8,552	7,285	338	2.33	21.6
TRIMBLE COUNTY CT 7	06-2044	55-R4	* (9)	5,204.51	2,856	2,517	121	2.32	23.3
TRIMBLE COUNTY CT 8	06-2044	55-R4	* (9)	5,182.59	2,846	2,803	120	2.32	23.4
TRIMBLE COUNTY CT 9	06-2044	55-R4	* (9)	5,328.44	2,914	2,894	124	2.33	23.3
TRIMBLE COUNTY CT 10	06-2044	55-R4	* (9)	25,332.91	11,293	16,320	690	2.72	23.7
SIMPSONVILLE SOLAR	06-2044	40-R2.5	* (1)	23,884.71	42	24,082	1,051	4.40	22.9
TOTAL ACCOUNT 346 - MISCELLANEOUS POWER PLANT EQUIPMENT				5,090,198.99	2,585,507	2,875,533	121,867		2.39
TOTAL OTHER PRODUCTION PLANT				404,857,765.68	160,884,960	279,112,627	12,673,862		
TRANSMISSION PLANT									
350.10		75-R4	0	8,587,652.59	3,451,956	5,135,697	88,034	1.03	58.3
352.10		65-R2	(10)	17,711,716.57	3,123,122	16,359,766	286,026	1.61	57.2
353.10		60-R1.5	(20)	241,021,510.79	69,305,796	219,920,017	4,578,555	1.90	48.0
354.00		75-R4	(50)	46,357,266.29	26,838,169	42,699,730	803,533	1.73	53.1
355.00		60-R2	(80)	110,324,935.37	32,689,831	165,895,053	3,329,046	3.02	49.8
356.00		60-R2	(80)	66,539,615.71	33,160,077	86,251,231	2,006,613	3.02	43.0
357.00		55-S3	(5)	1,941,041.52	816,786	1,221,308	35,479	1.83	34.4
358.00		50-R3	(25)	8,498,390.55	3,863,114	6,759,874	188,964	2.22	35.8
TOTAL TRANSMISSION PLANT				500,782,129.39	173,246,851	544,242,676	11,316,850		
DISTRIBUTION PLANT									
361.00		50-S0.5	(10)	13,041,368.08	2,769,464	11,576,041	266,957	2.05	43.4
362.00		52-R1	(20)	173,230,369.53	51,099,222	156,777,221	3,732,552	2.15	42.0
364.00		56-R1.5	(80)	228,410,066.57	83,029,849	328,108,271	7,428,918	3.25	44.2
365.00		52-R1.5	(75)	386,329,715.56	128,288,230	547,788,772	13,528,016	3.50	40.5
366.00		75-S4	(40)	87,504,927.78	34,647,325	87,859,574	1,602,807	1.83	54.8
367.00		58-R3	(50)	333,589,705.55	70,592,216	429,792,342	9,120,074	2.73	47.1
368.00		47-R3	(10)	176,505,726.13	84,947,418	109,208,881	3,360,469	1.90	32.5
369.10		47-S2	(50)	14,185,196.77	2,344,063	18,933,732	545,319	3.84	34.7
369.20		65-R2.5	(100)	25,472,004.34	25,298,766	25,645,243	610,880	2.40	42.0
370.00		37-R1.5	0	35,023,647.23	20,786,098	14,237,549	1,681,177	4.80	8.5
370.01	12-2029	15-S0.5	0	3,015,016.72	532,466	2,482,551	229,514	7.61	10.8
370.11		15-S2.5	0	74,083.26	4,193	69,890	5,022	6.78	13.9
370.20		18-S3	0	5,927,405.09	4,157,619	1,769,786	715,755	12.08	2.5
371.01		10-S3	0	176,161.49	16,836	159,325	17,703	10.05	9.0
373.10		35-R1.5	(40)	62,567,712.69	16,677,013	70,917,785	2,723,718	4.35	26.0
373.20		35-R1.5	(40)	65,410,717.45	32,499,115	59,075,889	2,582,102	3.95	22.9
TOTAL DISTRIBUTION PLANT				1,610,463,824.24	557,689,893	1,864,402,852	48,150,983		
GENERAL PLANT									
392.00		14-S2	0	1,277,271.74	654,214	623,058	66,459	5.20	9.4
392.10		13-R2	0	6,988,415.75	2,571,639	4,426,777	460,741	6.58	9.6
392.20		23-S2.5	0	390,801.16	3,038	387,763	25,511	6.53	15.2
394.00		25-S0	0	7,159,842.53	3,029,764	4,130,079	279,884	3.91	14.8
396.10		22-S1	0	2,322,061.60	1,278,425	1,043,637	55,442	2.39	18.8
396.20		23-S1	0	196,248.24	123,493	72,755	4,775	2.43	15.2
397.20		10-SQ	0	6,804,139.35	4,603,782	2,200,357	1,100,106	16.17	2.0
TOTAL GENERAL PLANT				25,148,780.37	12,264,355	12,884,426	1,992,918		
TOTAL DEPRECIABLE PLANT				6,063,091,073.47	1,861,184,548	5,544,969,624	269,049,257		

LOUISVILLE GAS AND ELECTRIC
ELECTRIC PLANT

TABLE 1. SUMMARY OF ESTIMATED SURVIVOR CURVES, NET SALVAGE PERCENT, ORIGINAL COST, BOOK DEPRECIATION RESERVE AND CALCULATED ANNUAL DEPRECIATION ACCRUAL RATES AS OF JUNE 30, 2020

ACCOUNT (1)	PROBABLE RETIREMENT DATE (2)	SURVIVOR CURVE (2)	NET SALVAGE PERCENT (3)	ORIGINAL COST (4)	BOOK DEPRECIATION RESERVE (5)	FUTURE ACCRUALS (6)	CALCULATED ANNUAL ACCRUAL AMOUNT (7)	ACCRUAL RATE (8)=(7)/(4)	COMPOSITE REMAINING LIFE (9)=(6)/(7)
NONDEPRECIABLE PLANT									
301.00	ORGANIZATION			2,240.29					
310.20	LAND			10,220,199.63					
310.26	LAND - ECR 2011			360,851.26					
317.07	ARO STEAM PRODUCTION (EQUIPMENT)			11,122,918.63	3,037,955				
317.08	ARO STEAM PRODUCTION (CCR)			49,105,299.46	38,876,592				
330.20	LAND			6.50					
337.07	ARO HYDRAULIC PRODUCTION			289,910.63	32,209				
340.20	LAND			406,526.20					
347.05	ARO OTHER PRODUCTION (L/B)			15,555.48	7,683				
347.07	ARO OTHER PRODUCTION (EQUIPMENT)			96,428.56	20,029				
350.20	LAND			2,556,362.69					
359.15	ARO TRANSMISSION (L/B)			76,221.28	2,549				
359.17	ARO TRANSMISSION (EQUIPMENT)			122,340.23	47,993				
360.20	LAND			4,117,062.41					
374.05	ARO DISTRIBUTION (L/B)			129,242.11	48,370				
374.07	ARO DISTRIBUTION (EQUIPMENT)			47,995.12	13,272				
	TOTAL NONDEPRECIABLE PLANT			78,669,160.48	42,086,652				
	TOTAL ELECTRIC PLANT			6,141,760,233.95	1,903,271,200	5,544,969,624	269,049,257		

* LIFE SPAN PROCEDURE IS USED. CURVE SHOWN IS INTERIM SURVIVOR CURVE

** ANNUAL DEPRECIATION EXPENSE SHOWN WILL BE BOOKED UNTIL JULY 1, 2021, THEN THE FOLLOWING RATE WILL BE APPLIED UNTIL THE END OF THE LIFE FOR THE ASH POND

ASH POND LOCATION	RATE
MILL CREEK UNIT 1 ASH POND	0.00
TRIMBLE COUNTY UNIT 1 ASH POND	1.79
TRIMBLE COUNTY UNIT 2 ASH POND	1.72

LOUISVILLE GAS AND ELECTRIC
ELECTRIC PLANT

TABLE 1. SUMMARY OF ESTIMATED SURVIVOR CURVES, NET SALVAGE PERCENT, ORIGINAL COST, BOOK DEPRECIATION RESERVE AND CALCULATED ANNUAL DEPRECIATION ACCRUAL RATES BY COMPONENT AS OF JUNE 30, 2020

ACCOUNT (1)	PROBABLE RETIREMENT DATE (2)	ACCRUAL RATE (9)=(8)/(5)	CAPITAL RECOVERY RATE (10)	COST OF REMOVAL RATE (11)	GROSS SALVAGE RATE (12)
DEPRECIABLE PLANT					
STEAM PRODUCTION PLANT					
311.00	STRUCTURES AND IMPROVEMENTS				
	RIVERPORT DISTRIBUTION CENTER	06-2063	2.90	2.23	0.67
	MILL CREEK UNIT 1	12-2024	3.40	3.17	0.25
	MILL CREEK UNIT 2	06-2028	6.98	6.53	0.52
	MILL CREEK UNIT 2 SCRUBBER	06-2028	-	0.00	0.00
	MILL CREEK UNIT 3	06-2039	1.68	1.57	0.13
	MILL CREEK UNIT 3 SCRUBBER	06-2039	-	0.00	0.00
	MILL CREEK UNIT 4	06-2039	2.60	2.43	0.19
	MILL CREEK UNIT 4 SCRUBBER	06-2039	0.77	0.72	0.06
	TRIMBLE COUNTY UNIT 1	06-2045	2.03	1.83	0.22
	TRIMBLE COUNTY UNIT 1 SCRUBBER	06-2045	3.79	3.42	0.41
	TRIMBLE COUNTY UNIT 2	06-2066	2.12	1.91	0.23
	TRIMBLE COUNTY UNIT 2 SCRUBBER	06-2066	2.33	2.10	0.25
	TRIMBLE COUNTY TRAINING CENTER	06-2066	2.29	2.18	0.11
	<i>TOTAL ACCOUNT 311 - STRUCTURES AND IMPROVEMENTS</i>		2.62		
311.20	STRUCTURES AND IMPROVEMENTS - RETIRED PLANT				
	CANE RUN UNIT 1	12-2015	-	0.00	0.00
	CANE RUN UNIT 2	12-2015	-	0.00	0.00
	CANE RUN UNIT 3	12-2015	-	0.00	0.00
	CANE RUN UNIT 4	12-2015	-	0.00	0.00
	CANE RUN UNIT 4 SCRUBBER	12-2015	-	0.00	0.00
	CANE RUN UNIT 5 AND UNIT 5 SCRUBBER	12-2015	-	0.00	0.00
	CANE RUN UNIT 6 AND UNIT 6 SCRUBBER	12-2015	-	0.00	0.00
	<i>TOTAL ACCOUNT 311.2 - STRUCTURES AND IMPROVEMENTS - RETIRED PLANT</i>		-		
312.00	BOILER PLANT EQUIPMENT				
	MILL CREEK UNIT 1	12-2024	17.02	15.91	1.27
	MILL CREEK UNIT 1 SCRUBBER	12-2024	11.42	10.67	0.85
	MILL CREEK UNIT 2	06-2028	11.05	10.33	0.83
	MILL CREEK UNIT 2 SCRUBBER	06-2028	12.23	11.43	0.91
	MILL CREEK UNIT 3	06-2039	4.58	4.28	0.34
	MILL CREEK UNIT 3 SCRUBBER	06-2039	5.46	5.11	0.41
	MILL CREEK UNIT 4	06-2039	4.86	4.54	0.36
	MILL CREEK UNIT 4 SCRUBBER	06-2039	5.28	4.93	0.39
	TRIMBLE COUNTY UNIT 1	06-2045	3.69	3.32	0.40
	TRIMBLE COUNTY UNIT 1 SCRUBBER	06-2045	3.02	2.72	0.33
	TRIMBLE COUNTY UNIT 2	06-2066	2.62	2.36	0.28
	TRIMBLE COUNTY UNIT 2 SCRUBBER	06-2066	2.26	2.03	0.24
	<i>TOTAL ACCOUNT 312 - BOILER PLANT EQUIPMENT</i>		6.15		
312.10	BOILER PLANT EQUIPMENT - ASH PONDS				
	MILL CREEK UNIT 1	05-2021	**	0.00	0.00
	TRIMBLE COUNTY UNIT 1	09-2024	**	0.00	0.00
	TRIMBLE COUNTY UNIT 2	09-2023	**	0.00	0.00
	<i>TOTAL ACCOUNT 312.1 - BOILER PLANT EQUIPMENT - ASH PONDS</i>		**		
314.00	TURBOGENERATOR UNITS				
	MILL CREEK UNIT 1	12-2024	14.04	13.12	1.31
	MILL CREEK UNIT 2	06-2028	8.41	7.86	0.79
	MILL CREEK UNIT 3	06-2039	3.27	3.06	0.31
	MILL CREEK UNIT 4	06-2039	3.46	3.24	0.32
	TRIMBLE COUNTY UNIT 1	06-2045	2.58	2.33	0.33
	TRIMBLE COUNTY UNIT 2	06-2066	2.22	2.00	0.28
	<i>TOTAL ACCOUNT 314 - TURBOGENERATOR UNITS</i>		4.95		

LOUISVILLE GAS AND ELECTRIC
ELECTRIC PLANT

TABLE 1. SUMMARY OF ESTIMATED SURVIVOR CURVES, NET SALVAGE PERCENT, ORIGINAL COST, BOOK DEPRECIATION RESERVE AND CALCULATED ANNUAL DEPRECIATION ACCRUAL RATES BY COMPONENT AS OF JUNE 30, 2020

ACCOUNT (1)	PROBABLE RETIREMENT DATE (2)	ACCRUAL RATE (9)=(8)/(5)	CAPITAL RECOVERY RATE (10)	COST OF REMOVAL RATE (11)	GROSS SALVAGE RATE (12)
315.00	ACCESSORY ELECTRIC EQUIPMENT				
	MILL CREEK UNIT 1	12-2024	8.67	8.10	0.65 (0.08)
	MILL CREEK UNIT 1 SCRUBBER	12-2024	19.99	18.68	1.49 (0.19)
	MILL CREEK UNIT 2	06-2028	7.93	7.41	0.59 (0.07)
	MILL CREEK UNIT 2 SCRUBBER	06-2028	11.47	10.72	0.86 (0.11)
	MILL CREEK UNIT 3	06-2039	2.83	2.64	0.21 (0.03)
	MILL CREEK UNIT 3 SCRUBBER	06-2039	0.15	0.14	0.01 (0.00)
	MILL CREEK UNIT 4	06-2039	2.74	2.56	0.20 (0.03)
	MILL CREEK UNIT 4 SCRUBBER	06-2039	5.29	4.94	0.40 (0.05)
	TRIMBLE COUNTY UNIT 1	06-2045	2.58	2.33	0.28 (0.02)
	TRIMBLE COUNTY UNIT 1 SCRUBBER	06-2045	0.91	0.82	0.10 (0.01)
	TRIMBLE COUNTY UNIT 2	06-2066	2.12	1.91	0.23 (0.02)
	<i>TOTAL ACCOUNT 315 - ACCESSORY ELECTRIC EQUIPMENT</i>		3.96		
316.00	MISCELLANEOUS PLANT EQUIPMENT				
	RIVERPORT DISTRIBUTION CENTER	06-2063	2.72	2.59	0.13 0.00
	MILL CREEK UNIT 1	12-2024	8.49	7.94	0.56 0.00
	MILL CREEK UNIT 2	06-2028	9.29	8.68	0.61 0.00
	MILL CREEK UNIT 3	06-2039	3.57	3.33	0.23 0.00
	MILL CREEK UNIT 4	06-2039	4.13	3.86	0.27 0.00
	MILL CREEK UNIT 4 SCRUBBER	06-2039	0.23	0.22	0.02 0.00
	TRIMBLE COUNTY UNIT 1	06-2045	2.86	2.57	0.28 0.00
	TRIMBLE COUNTY UNIT 2	06-2066	2.85	2.57	0.28 0.00
	<i>TOTAL ACCOUNT 316 - MISCELLANEOUS PLANT EQUIPMENT</i>		3.73		
	TOTAL STEAM PRODUCTION PLANT				
	HYDROELECTRIC PRODUCTION PLANT				
331.00	STRUCTURES AND IMPROVEMENTS				
	OHIO FALLS - NON-PROJECT	10-2045	4.04	3.96	0.08 0.00
	OHIO FALLS - PROJECT 289	10-2045	2.35	2.30	0.05 0.00
	<i>TOTAL ACCOUNT 331 - STRUCTURES AND IMPROVEMENTS</i>		2.36		
332.00	RESERVOIRS, DAMS AND WATERWAYS				
	OHIO FALLS - PROJECT 289	10-2045	3.80	3.73	0.07 0.00
	<i>TOTAL ACCOUNT 332 - RESERVOIRS, DAMS AND WATERWAYS</i>		3.80		
333.00	WATER WHEELS, TURBINES AND GENERATORS				
	OHIO FALLS - PROJECT 289	10-2045	3.74	3.67	0.07 0.00
	<i>TOTAL ACCOUNT 333 - WATER WHEELS, TURBINES AND GENERATORS</i>		3.74		
334.00	ACCESSORY ELECTRIC EQUIPMENT				
	OHIO FALLS - PROJECT 289	10-2045	3.59	3.52	0.07 0.00
	<i>TOTAL ACCOUNT 334 - ACCESSORY ELECTRIC EQUIPMENT</i>		3.59		
335.00	MISCELLANEOUS POWER PLANT EQUIPMENT				
	OHIO FALLS - NON-PROJECT	10-2045	-	0.00	0.00 0.00
	OHIO FALLS - PROJECT 289	10-2045	1.58	1.55	0.03 0.00
	<i>TOTAL ACCOUNT 335 - MISCELLANEOUS POWER PLANT EQUIPMENT</i>		1.55		

LOUISVILLE GAS AND ELECTRIC
ELECTRIC PLANT

TABLE 1. SUMMARY OF ESTIMATED SURVIVOR CURVES, NET SALVAGE PERCENT, ORIGINAL COST, BOOK DEPRECIATION RESERVE AND CALCULATED ANNUAL DEPRECIATION ACCRUAL RATES BY COMPONENT AS OF JUNE 30, 2020

	ACCOUNT (1)	PROBABLE RETIREMENT DATE (2)	ACCRUAL RATE (9)=(8)/(5)	CAPITAL RECOVERY RATE (10)	COST OF REMOVAL RATE (11)	GROSS SALVAGE RATE (12)
336.00	ROADS, RAILROADS AND BRIDGES OHIO FALLS - PROJECT 289	10-2045	7.09	6.95	0.14	0.00
	TOTAL ACCOUNT 336 - ROADS, RAILROADS AND BRIDGES		7.09			
	TOTAL HYDROELECTRIC PRODUCTION PLANT					
	OTHER PRODUCTION PLANT					
341.00	STRUCTURES AND IMPROVEMENTS CANE RUN CC 7	06-2055	2.40	2.16	0.24	0.00
	ZORN AND RIVER ROAD GAS TURBINE	06-2021	-	0.00	0.00	0.00
	PADDY'S RUN GENERATOR 12	06-2025	-	0.00	0.00	0.00
	PADDY'S RUN GENERATOR 13	06-2041	2.21	2.09	0.13	0.00
	BROWN CT 5	06-2041	3.02	2.82	0.20	0.00
	BROWN CT 6	06-2039	3.15	2.95	0.21	0.00
	BROWN CT 7	06-2039	2.09	1.95	0.14	0.00
	BROWN SOLAR	06-2041	4.25	4.13	0.12	0.00
	TRIMBLE COUNTY CT 5	06-2042	2.20	2.01	0.18	0.00
	TRIMBLE COUNTY CT 6	06-2042	2.19	2.01	0.18	0.00
	TRIMBLE COUNTY CT 7	06-2044	2.27	2.08	0.19	0.00
	TRIMBLE COUNTY CT 8	06-2044	2.27	2.08	0.19	0.00
	TRIMBLE COUNTY CT 9	06-2044	2.28	2.09	0.19	0.00
	TRIMBLE COUNTY CT 10	06-2044	2.57	2.36	0.21	0.00
	SIMPSONVILLE SOLAR	06-2044	4.10	4.06	0.04	0.00
	TOTAL ACCOUNT 341 - STRUCTURES AND IMPROVEMENTS		2.46			
341.20	STRUCTURES AND IMPROVEMENTS - RETIRED PLANT CANE RUN CT 11	06-2018	-	0.00	0.00	0.00
	TOTAL ACCOUNT 341.2 - STRUCTURES AND IMPROVEMENTS		-			
342.00	FUEL HOLDERS, PRODUCERS AND ACCESSORIES CANE RUN CC 7	06-2055	1.52	1.37	0.15	0.00
	CANE RUN PIPELINE	06-2055	2.96	2.67	0.29	0.00
	ZORN AND RIVER ROAD GAS TURBINE	06-2021	23.59	21.64	1.95	0.00
	PADDY'S RUN GENERATOR 11	06-2025	-	0.00	0.00	0.00
	PADDY'S RUN GENERATOR 12	06-2025	-	0.00	0.00	0.00
	PADDY'S RUN GENERATOR 13	06-2041	2.12	2.00	0.12	0.00
	PADDY'S RUN CT PIPELINE	06-2041	4.66	4.40	0.26	0.00
	BROWN CT 5	06-2041	2.29	2.14	0.15	0.00
	BROWN CT 6	06-2039	3.27	3.05	0.21	0.00
	BROWN CT 7	06-2039	3.64	3.40	0.24	0.00
	TRIMBLE COUNTY CT 5	06-2042	2.25	2.07	0.19	0.00
	TRIMBLE COUNTY CT 6	06-2042	2.25	2.07	0.19	0.00
	TRIMBLE COUNTY CT PIPELINE	06-2044	2.46	2.25	0.20	0.00
	TRIMBLE COUNTY CT 7	06-2044	2.35	2.15	0.19	0.00
	TRIMBLE COUNTY CT 8	06-2044	2.35	2.15	0.19	0.00
	TRIMBLE COUNTY CT 9	06-2044	2.35	2.16	0.19	0.00
	TRIMBLE COUNTY CT 10	06-2044	2.73	2.50	0.23	0.00
	TOTAL ACCOUNT 342 - FUEL HOLDERS, PRODUCERS AND ACCESSORIES		3.24			
343.00	PRIME MOVERS CANE RUN CC 7	06-2055	3.76	3.39	0.41	(0.03)
	PADDY'S RUN GENERATOR 13	06-2041	3.16	2.98	0.21	(0.03)
	BROWN CT 5	06-2041	3.37	3.15	0.25	(0.03)
	BROWN CT 6	06-2039	4.23	3.95	0.32	(0.04)
	BROWN CT 7	06-2039	2.56	2.40	0.19	(0.02)

LOUISVILLE GAS AND ELECTRIC
ELECTRIC PLANT

TABLE 1. SUMMARY OF ESTIMATED SURVIVOR CURVES, NET SALVAGE PERCENT, ORIGINAL COST, BOOK DEPRECIATION RESERVE AND CALCULATED ANNUAL DEPRECIATION ACCRUAL RATES BY COMPONENT AS OF JUNE 30, 2020

ACCOUNT (1)	PROBABLE RETIREMENT DATE (2)	ACCRUAL RATE (9)=(8)/(5)	CAPITAL RECOVERY RATE (10)	COST OF REMOVAL RATE (11)	GROSS SALVAGE RATE (12)
TRIMBLE COUNTY CT 5	06-2042	3.21	2.95	0.29	(0.03)
TRIMBLE COUNTY CT 6	06-2042	3.08	2.83	0.28	(0.03)
TRIMBLE COUNTY CT 7	06-2044	3.20	2.94	0.29	(0.03)
TRIMBLE COUNTY CT 8	06-2044	3.06	2.81	0.28	(0.03)
TRIMBLE COUNTY CT 9	06-2044	3.02	2.77	0.28	(0.03)
TRIMBLE COUNTY CT 10	06-2044	3.04	2.79	0.28	(0.03)
<i>TOTAL ACCOUNT 343 - PRIME MOVERS</i>		3.40			
344.00 GENERATORS					
CANE RUN CC 7	06-2055	2.73	2.46	0.27	0.00
ZORN AND RIVER ROAD GAS TURBINE	06-2021	4.41	4.05	0.36	0.00
PADDY'S RUN GENERATOR 11	06-2025	-	0.00	0.00	0.00
PADDY'S RUN GENERATOR 12	06-2025	0.29	0.27	0.02	0.00
PADDY'S RUN GENERATOR 13	06-2041	2.58	2.43	0.15	0.00
BROWN CT 5	06-2041	2.40	2.24	0.16	0.00
BROWN CT 6	06-2039	2.03	1.90	0.13	0.00
BROWN CT 7	06-2039	2.46	2.29	0.16	0.00
BROWN SOLAR	06-2041	4.63	4.50	0.13	0.00
TRIMBLE COUNTY CT 5	06-2042	2.35	2.15	0.19	0.00
TRIMBLE COUNTY CT 6	06-2042	2.39	2.19	0.20	0.00
TRIMBLE COUNTY CT 7	06-2044	2.43	2.23	0.20	0.00
TRIMBLE COUNTY CT 8	06-2044	2.43	2.23	0.20	0.00
TRIMBLE COUNTY CT 9	06-2044	3.27	3.00	0.27	0.00
TRIMBLE COUNTY CT 10	06-2044	2.49	2.28	0.21	0.00
SIMPSONVILLE SOLAR	06-2044	4.54	4.50	0.04	0.00
OTHER SOLAR		4.41	4.01	0.40	0.00
<i>TOTAL ACCOUNT 344 - GENERATORS</i>		2.76			
345.00 ACCESSORY ELECTRIC EQUIPMENT					
CANE RUN CC 7	06-2055	2.93	2.64	0.29	0.00
ZORN AND RIVER ROAD GAS TURBINE	06-2021	9.62	8.82	0.79	0.00
PADDY'S RUN GENERATOR 11	06-2025	-	0.00	0.00	0.00
PADDY'S RUN GENERATOR 12	06-2025	-	0.00	0.00	0.00
PADDY'S RUN GENERATOR 13	06-2041	1.60	1.51	0.09	0.00
BROWN CT 5	06-2041	2.09	1.96	0.14	0.00
BROWN CT 6	06-2039	3.00	2.80	0.20	0.00
BROWN CT 7	06-2039	2.62	2.45	0.17	0.00
BROWN SOLAR	06-2041	4.04	3.92	0.12	0.00
TRIMBLE COUNTY CT 5	06-2042	2.62	2.40	0.22	0.00
TRIMBLE COUNTY CT 6	06-2042	2.59	2.38	0.21	0.00
TRIMBLE COUNTY CT 7	06-2044	2.58	2.37	0.21	0.00
TRIMBLE COUNTY CT 8	06-2044	2.45	2.25	0.20	0.00
TRIMBLE COUNTY CT 9	06-2044	2.34	2.15	0.19	0.00
TRIMBLE COUNTY CT 10	06-2044	2.96	2.72	0.24	0.00
SIMPSONVILLE SOLAR	06-2044	4.36	4.31	0.04	0.00
OTHER SOLAR		2.24	2.14	0.11	0.00
<i>TOTAL ACCOUNT 345 - ACCESSORY ELECTRIC EQUIPMENT</i>		2.52			
346.00 MISCELLANEOUS POWER PLANT EQUIPMENT					
CANE RUN CC 7	06-2055	2.94	2.65	0.29	0.00
ZORN AND RIVER ROAD GAS TURBINE	06-2021	-	0.00	0.00	0.00
PADDY'S RUN GENERATOR 11	06-2025	-	0.00	0.00	0.00
PADDY'S RUN GENERATOR 13	06-2041	2.04	1.93	0.12	0.00
BROWN CT 5	06-2041	2.13	1.99	0.14	0.00
BROWN CT 6	06-2039	3.12	2.92	0.20	0.00
BROWN CT 7	06-2039	2.05	1.91	0.13	0.00
BROWN SOLAR	06-2041	4.38	4.25	0.13	0.00

LOUISVILLE GAS AND ELECTRIC
ELECTRIC PLANT

TABLE 1. SUMMARY OF ESTIMATED SURVIVOR CURVES, NET SALVAGE PERCENT, ORIGINAL COST, BOOK DEPRECIATION RESERVE AND CALCULATED ANNUAL DEPRECIATION ACCRUAL RATES BY COMPONENT AS OF JUNE 30, 2020

ACCOUNT (1)	PROBABLE RETIREMENT DATE (2)	ACCRUAL RATE (9)=(8)/(5)	CAPITAL RECOVERY RATE (10)	COST OF REMOVAL RATE (11)	GROSS SALVAGE RATE (12)
TRIMBLE COUNTY CT 5	06-2042	2.33	2.13	0.19	0.00
TRIMBLE COUNTY CT 7	06-2044	2.32	2.13	0.19	0.00
TRIMBLE COUNTY CT 8	06-2044	2.32	2.12	0.19	0.00
TRIMBLE COUNTY CT 9	06-2044	2.33	2.13	0.19	0.00
TRIMBLE COUNTY CT 10	06-2044	2.72	2.50	0.22	0.00
SIMPSONVILLE SOLAR	06-2044	4.40	4.36	0.04	0.00
TOTAL ACCOUNT 346 - MISCELLANEOUS POWER PLANT EQUIPMENT		2.39			
TOTAL OTHER PRODUCTION PLANT					
TRANSMISSION PLANT					
350.10	LAND RIGHTS	1.03	1.03	0.00	0.00
352.10	STRUCTURES AND IMPROVEMENTS	1.61	1.47	0.16	(0.01)
353.10	STATION EQUIPMENT	1.90	1.58	0.36	(0.05)
354.00	TOWERS AND FIXTURES	1.73	1.16	0.60	(0.02)
355.00	POLES AND FIXTURES	3.02	1.68	1.44	(0.10)
356.00	OVERHEAD CONDUCTORS AND DEVICES	3.02	1.68	1.45	(0.10)
357.00	UNDERGROUND CONDUIT	1.83	1.74	0.09	0.00
358.00	UNDERGROUND CONDUCTORS AND DEVICES	2.22	1.78	0.44	0.00
TOTAL TRANSMISSION PLANT					
DISTRIBUTION PLANT					
361.00	STRUCTURES AND IMPROVEMENTS	2.05	1.86	0.20	(0.02)
362.00	STATION EQUIPMENT	2.15	1.80	0.40	(0.04)
364.00	POLES, TOWERS, AND FIXTURES	3.25	1.81	1.54	(0.09)
365.00	OVERHEAD CONDUCTORS AND DEVICES	3.50	2.00	1.62	(0.12)
366.00	UNDERGROUND CONDUIT	1.83	1.31	0.52	0.00
367.00	UNDERGROUND CONDUCTORS AND DEVICES	2.73	1.82	1.02	(0.11)
368.00	LINE TRANSFORMERS	1.90	1.73	0.24	(0.07)
369.10	SERVICES - UNDERGROUND	3.84	2.56	1.28	0.00
369.20	SERVICES - OVERHEAD	2.40	1.20	1.20	0.00
370.00	METERS	4.80	4.80	0.00	0.00
370.01	METERS - AMS	7.61	7.61	0.00	0.00
370.11	METERS - AMI	6.78	6.78	0.00	0.00
370.20	METERS - CT AND PT	12.08	12.08	0.00	0.00
371.01	INSTALLATIONS ON CUSTOMERS' PREMISES - EV CHARGING STATIONS	10.05	10.05	0.00	0.00
373.10	STREET LIGHTING AND SIGNAL SYSTEMS - OVERHEAD	4.35	3.11	1.27	(0.03)
373.20	STREET LIGHTING AND SIGNAL SYSTEMS - UNDERGROUND	3.95	2.82	1.16	(0.03)
TOTAL DISTRIBUTION PLANT					
GENERAL PLANT					
392.00	TRANSPORTATION EQUIPMENT - CARS AND LIGHT TRUCKS	5.20	5.20	0.00	0.00
392.10	TRANSPORTATION EQUIPMENT - HEAVY TRUCKS AND OTHER	6.58	6.58	0.00	0.00
392.20	TRANSPORTATION EQUIPMENT - TRAILERS	6.53	6.53	0.00	0.00
394.00	TOOLS, SHOP AND GARAGE EQUIPMENT	3.91	3.91	0.00	0.00
396.10	POWER OPERATED EQUIPMENT - LARGE MACHINERY	2.39	2.39	0.00	0.00
396.20	POWER OPERATED EQUIPMENT - OTHER	2.43	2.43	0.00	0.00
397.20	COMMUNICATION EQUIPMENT - DSM	16.17	16.17	0.00	0.00
TOTAL GENERAL PLANT					
TOTAL DEPRECIABLE PLANT					

LOUISVILLE GAS AND ELECTRIC
ELECTRIC PLANT

TABLE 1. SUMMARY OF ESTIMATED SURVIVOR CURVES, NET SALVAGE PERCENT, ORIGINAL COST, BOOK DEPRECIATION RESERVE AND CALCULATED ANNUAL DEPRECIATION ACCRUAL RATES BY COMPONENT AS OF JUNE 30, 2020

ACCOUNT (1)	PROBABLE RETIREMENT DATE (2)	ACCUAL RATE (9)=(8)/(5)	CAPITAL RECOVERY RATE (10)	COST OF REMOVAL RATE (11)	GROSS SALVAGE RATE (12)
NONDEPRECIABLE PLANT					
301.00	ORGANIZATION				
310.20	LAND				
310.26	LAND - ECR 2011				
317.07	ARO STEAM PRODUCTION (EQUIPMENT)				
317.08	ARO STEAM PRODUCTION (CCR)				
330.20	LAND				
337.07	ARO HYDRAULIC PRODUCTION				
340.20	LAND				
347.05	ARO OTHER PRODUCTION (L/B)				
347.07	ARO OTHER PRODUCTION (EQUIPMENT)				
350.20	LAND				
359.15	ARO TRANSMISSION (L/B)				
359.17	ARO TRANSMISSION (EQUIPMENT)				
360.20	LAND				
374.05	ARO DISTRIBUTION (L/B)				
374.07	ARO DISTRIBUTION (EQUIPMENT)				
TOTAL NONDEPRECIABLE PLANT					
TOTAL ELECTRIC PLANT					

* LIFE SPAN PROCEDURE IS USED. CURVE SHOWN IS INTERIM SURVIVOR CURVE

** ANNUAL DEPRECIATION EXPENSE SHOWN WILL BE BOOKED UNTIL JULY 1, 2021, THEN THE FOLLOWING RATE WILL BE APPLIED UNTIL THE END OF THE LIF

ASH POND LOCATION	RATE
MILL CREEK UNIT 1 ASH POND	0.00
TRIMBLE COUNTY UNIT 1 ASH POND	1.79
TRIMBLE COUNTY UNIT 2 ASH POND	1.72

From: [Spanos, John J.](#)
To: [Sturgeon, Allyson](#); [Conroy, Robert](#); [Garrett, Chris](#); [Wiseman, Sara](#); [Riggs, Eric](#); [Neal, Susan](#); [Brown, Katelyn](#); [Riggs, Kendrick R.](#); [Wright, Samuel](#)
Subject: RE: Discuss Spanos Testimony
Date: Tuesday, October 06, 2020 11:51:26 AM

EXTERNAL email. STOP and THINK before responding, clicking on links, or opening attachments.

All:

I was just notified that my hearing for next week was pushed back to the week of October 19 which means I will not be able to participate in the scheduled review session. I apologize for having to reschedule. I will be available the 19th and the morning of the 20th or the 23rd.

John

-----Original Appointment-----

From: Sturgeon, Allyson <Allyson.Sturgeon@lge-ku.com>
Sent: Monday, October 5, 2020 4:37 PM
To: Conroy, Robert; Garrett, Chris; Wiseman, Sara; Riggs, Eric; Neal, Susan; Brown, Katelyn; Riggs, Kendrick R.; Spanos, John J.; Wright, Samuel
Subject: Discuss Spanos Testimony
When: Thursday, October 22, 2020 3:00 PM-4:00 PM (UTC-05:00) Eastern Time (US & Canada).
Where:

-- Do not delete or change any of the following text. --

When it's time, join your Webex meeting here.

Meeting number (access code): 173 117 5714

Meeting password: fXnPcmA55p8

[Join meeting](#)

Tap to join from a mobile device (attendees only)

[+1-408-418-9388..1731175714##](#) United States Toll

Join by phone

+1-408-418-9388 United States Toll

[Global call-in numbers](#)

Join from a video system or application

Dial [1731175714@lge-ku.webex.com](tel:1731175714@lge-ku.webex.com)

You can also dial 173.243.2.68 and enter your meeting number.

Join using Microsoft Lync or Microsoft Skype for Business

Dial [1731175714.lge-ku@lync.webex.com](tel:1731175714.lge-ku@lync.webex.com)

If you are a host, [click here](#) to view host information.

Need help? Go to <http://help.webex.com>

----- The information contained in this transmission is intended only for the person or entity to which it is directly addressed or copied. It may contain material of confidential and/or private nature. Any review, retransmission, dissemination or other use of, or taking of any action in reliance upon, this information by persons or entities other than the intended recipient is not allowed. If you received this message and the information contained therein by error, please contact the sender and delete the material from your/any storage medium.

From: [Daly, Karen](#)
To: [Wiseman, Sara](#)
Subject: File From Eric
Date: Wednesday, October 07, 2020 2:55:56 PM

To: jspanos@gfnet.com

The following documents have been sent to you:
[LGE KU Demo \\$ per MW.xlsx](#) (11.35 KB)

Click the [Workspace](#) Link to retrieve files.

This link will expire on 11/7/2020 6:55:55 PM

PLEASE NOTE

If you do not have an account or your account has expired, You will be prompted to create an account.

Once you create your account you will receive an email from ftp.support@lge-ku.com to verify your account.

If you do not receive this email, please contact your IT Department and have them whitelist ftp.support@lge-ku.com or the LG&E Domain (@lge-ku.com)

Please see attached.

September 2020

	<u>Demolition Costs</u>	<u>MegaWatt</u>	<u>\$ per MW</u>	<u>\$ per KW</u>
<u>Louisville Gas & Electric Company</u>				
Cane Run	\$ 37,568,183	943	\$ 39,839	\$ 39.84
Canal	\$ 11,700,000	50	\$ 234,000	\$ 234.00
Paddy's Run	\$ 22,975,957	300	\$ 76,587	\$ 76.59
<u>Kentucky Utilities Company</u>				
Pineville	\$ 6,832,013	60	\$ 113,867	\$ 113.87
Tyrone	\$ 11,991,426	135	\$ 88,825	\$ 88.83
Green River	\$ 12,785,557	250	\$ 51,142	\$ 51.14
Total	<u>\$ 103,853,135</u>			

Demolition costs obtained from Stacy Ritchie, John Williams, Project Engineering.

MegaWatt - figures obtained from public records and generation statistics information.

as of October 6, 2020

From: [Rutter, Cheryl A.](#)
To: [Wiseman, Sara](#)
Cc: [Whitaker, Sherrie](#); [Daly, Karen](#)
Subject: Invoice for Services Provided by Gannett Fleming re LG&E/KU Contract No. 152967 - Depreciation Studies - ACTION REQUESTED
Date: Friday, October 16, 2020 3:28:26 PM
Attachments: [066193 - No. 5567 - October 15, 2020.pdf](#)
Importance: High

EXTERNAL email. STOP and THINK before responding, clicking on links, or opening attachments.

Hello, Sara.....

I hope that all continues to be well with you and your staff.

Attached is our invoice related to consulting services for LG&E/KU re Contract No. 152967 - Depreciation Studies – LG&E and KU Services Company during the period August 29 thru September 25, 2020.

Would you please take the necessary action to have the invoice approved and sent to your Accounts Payable folks for processing of payment.

No paper copy will be sent.

If you have any questions related to the invoice, please contact either John Spanos at jspanos@gfnet.com or me at crutter@gfnet.com.

Thank you, and have a safe and pleasant day.

Cheryl

Cheryl Ann Rutter, CPS | Administrator
Gannett Fleming Valuation and Rate Consultants, LLC
Address: 207 Senate Avenue, Camp Hill, PA 17011

717-886-5712

Email: crutter@gfnet.com

Fax: 717-763-4590

#BeHealthyBeSafeBeKind

Excellence Delivered As Promised

Gannett Fleming is ISO 9001:2015 Certified

www.gannettfleming.com | Stay connected: [Twitter](#) | [Facebook](#) | [LinkedIn](#) | [YouTube](#)

PRINTING SUSTAINABILITY STATEMENT: Gannett Fleming is committed to conserving natural resources and minimizing adverse environmental impacts in projects. Accordingly, project documentation will be provided in electronic format only unless clients specifically request hard copies. Visit our [website](#) to read more about our sustainability commitment.

CONFIDENTIALITY NOTICE: This email and any attachments may contain confidential information for the use of the named addressee. If you are not the intended recipient, you are hereby notified that you have received this communication in error and

that any review, disclosure, dissemination, distribution or copying of it or its contents is prohibited.



Excellence Delivered **As Promised**

Gannett Fleming Valuation and Rate Consultants, LLC

LG&E and KU Services Company
Attn: Sara Wiseman
P.O. Box 32010
Louisville, KY 40232-7100

ACH/EFT Payment Information:
ABA: 031312738
Account No.: 5003165655
Account Name: Gannett Fleming

Check Payment Information:
Gannett Fleming Valuation and Rate Consultants,
LLC
PO Box 829160
Philadelphia, PA 19182-9160

Project: 066193
Invoice No: 066193*5567
Invoice Date: October 15, 2020

Federal EIN: 46-4413705
Send Remit Info: AccountsReceivable@gfnet.com

Note: TO PREVENT IMPOSTER FRAUD. If you receive any notification of a change in payment instructions, you should call our Accounts Receivable department at 717-763-7211 to verify the authenticity of the change. We cannot be held responsible for a misdirected payment as a result of your not confirming authenticity of requested changes to payment instructions or "imposter hacks" to your system.

Invoice Period: August 29, 2020 through September 25, 2020

Project Manager : John J. Spanos **jspanos@gfnet.com**

Contract No. 152967- Depreciation Studies of LG&E and KU Services Company

Summary of Current Charges

Phase 100	- DEPR - LG&E - ELECTRIC	\$ 8,430.00
Phase 101	- DEPR - LG&E - GAS	3,365.00
Phase 200	- DEPR - KENTUCKY UTILITIES	7,425.00
	Total Charges	\$ 19,220.00
	Total Due This Invoice	\$19,220.00

Gannett Fleming Valuation and Rate Consultants, LLC

Phase 100 -- Depr - LG&E - Electric

Labor Costs

<u>Labor Classification</u>	<u>Hours</u>	<u>Rate</u>	<u>Amount</u>
Analyst	26.50	\$ 180.00	\$ 4,770.00
Associate Analyst	2.00	170.00	340.00
John J. Spanos	9.50	280.00	2,660.00
Support Staff	5.50	120.00	660.00
Total Labor Costs			\$ 8,430.00
Total Phase -- 100			\$ 8,430.00

Phase 101 -- Depr - LG&E - Gas

Labor Costs

<u>Labor Classification</u>	<u>Hours</u>	<u>Rate</u>	<u>Amount</u>
Analyst	11.50	180.00	2,070.00
Associate Analyst	1.50	170.00	255.00
John J. Spanos	3.50	280.00	980.00
Support Staff	0.50	120.00	60.00
Total Labor Costs			\$ 3,365.00
Total Phase -- 101			\$ 3,365.00

Phase 200 -- Depr - Kentucky Utilities

Labor Costs

<u>Labor Classification</u>	<u>Hours</u>	<u>Rate</u>	<u>Amount</u>
Analyst	23.00	180.00	4,140.00
Associate Analyst	2.50	170.00	425.00
John J. Spanos	7.00	280.00	1,960.00
Support Staff	7.50	120.00	900.00
Total Labor Costs			\$ 7,425.00
Total Phase -- 200			\$ 7,425.00

From: [Wiseman, Sara](#)
To: [John Spanos \(jspanos@gfnet.com\)](mailto:jspanos@gfnet.com)
Cc: [Garrett, Chris](#); [Riggs, Eric](#)
Subject: FW: Generation Services Depreciation Review- Submitted 10-29-20.xlsx
Date: Thursday, October 29, 2020 5:27:14 PM
Attachments: [Generation Services Depreciation Review- Submitted 10-29-20.pdf](#)

John,

Attached is an updated schedule with changes to Mill Creek 2 and Brown 3.

From: Drake, Michael <Michael.Drake@lge-ku.com>
Sent: Thursday, October 29, 2020 4:42 PM
To: Wiseman, Sara <Sara.Wiseman@lge-ku.com>
Subject: Generation Services Depreciation Review- Submitted 10-29-20.xlsx

Please review.

Generation Services Depreciation Review 10.29.20

Attachment to Response to DOD FEA-1 Question No. 14

Page 2305 of 2358

Garrett/Spanos

Station	Unit	Type	Commercial	Current Retirement	Revised Retirement	Projected Life (years)
MC	1	Steam	1972	2032	2024	52
MC	2	Steam	1974	2034	2028	54
MC	3	Steam	1978	2038	2039	61
MC	4	Steam	1982	2042	2039	57
TC	1	Steam	1990	2050	2045	55
TC	2	Steam	2010	2066	2066	56
TC	5	Primary CT	2002	2032	2042	40
TC	6	Primary CT	2002	2032	2042	40
TC	7	Primary CT	2004	2034	2044	40
TC	8	Primary CT	2004	2034	2044	40
TC	9	Primary CT	2004	2034	2044	40
TC	10	Primary CT	2004	2034	2044	40
CR	7	CCGT	2015	2055	2055	40
BR	3	Steam	1971	2035	2028	57
BR	5	Primary CT	2001	2031	2041	40
BR	6	Primary CT	1999	2029	2039	40
BR	7	Primary CT	1999	2029	2039	40
BR	8	Primary CT	1995	2025	2035	40
BR	9	Primary CT	1994	2031	2034	40
BR	10	Primary CT	1995	2031	2035	40
BR	11	Primary CT	1996	2026	2036	40
GH	1	Steam	1974	2034	2034	60
GH	2	Steam	1977	2034	2034	57
GH	3	Steam	1981	2037	2037	56
GH	4	Steam	1984	2038	2037	53
PR	11	Secondary CT	1968	2018	2025	57
PR	12	Secondary CT	1968	2018	2025	57
PR	13	Primary CT	2001	2031	2041	40
Zorn	1	Secondary CT	1969		2021	52
OF	1-8	Hydro	1928	2045	2045	117
HA	1	Secondary CT	1970	2020	2025	55
HA	2	Secondary CT	1970	2020	2025	55
DIX	1-3	Hydro	1925	2041	2041	116

From: [Wiseman, Sara](#)
To: [John Spanos \(jspanos@gfnet.com\)](mailto:jspanos@gfnet.com)
Cc: [Riggs, Eric](#); [Daly, Karen](#)
Subject: File for your information
Date: Friday, October 30, 2020 1:18:01 PM

John,

Karen will be sending a secure file shortly for your information.

Sara Wiseman

Manager | Property Accounting | LG&E and KU

220 West Main Street, Louisville, KY 40202

O: 502-627-3189 | **M:** 502-338-0886

lge-ku.com

From: [Daly, Karen](#)
To: [Wiseman, Sara](#)
Subject: File from Sara's Email
Date: Friday, October 30, 2020 1:19:06 PM

To: jspanos@gfnet.com

The following documents have been sent to you:

[2020 Direct Testimony KU LGE Bellar 1 - Exhibit LEB-2 FINAL.pdf](#) (265.05 KB)

Click the [Workspace](#) Link to retrieve files.

This link will expire on 11/30/2020 5:19:05 PM

PLEASE NOTE

If you do not have an account or your account has expired, You will be prompted to create an account.

Once you create your account you will receive an email from ftp.support@lge-ku.com to verify your account.

If you do not receive this email, please contact your IT Department and have them whitelist ftp.support@lge-ku.com or the LG&E Domain (@lge-ku.com)

Analysis of Generating Unit Retirement Years



PPL companies

**Generation Planning & Analysis
October 2020**

Contents

1. Summary	3
2. Mill Creek Unit 1	3
3. Ghent Unit 4, Mill Creek Units 3 and 4, and Trimble County Unit 1.....	3
4. Mill Creek Unit 2 and Brown Unit 3	4
4.1. Mill Creek Unit 2 Background	4
4.2. Brown Unit 3 Background	5
4.3. Analysis Methodology.....	6
4.4. Analysis	7
4.4.1. Mill Creek Unit 2	10
4.4.2. Brown Unit 3	10
5. Appendix - Key Analysis Inputs and Assumptions.....	11
5.1. Existing Unit Stay-Open Costs	11
5.2. CCR Revenue Assumptions	12
5.3. Fuel Prices	14
5.4. Replacement CT Assumptions	16
5.5. Financial Assumptions.....	16

1. Summary

The Companies own and operate approximately 7,561 MW of summer net generating capacity in Kentucky. The generating system consists of four coal-fired generating stations: the E.W. Brown Generating Station in Mercer County, the Ghent Generating Station in Carroll County, the Mill Creek Generating Station in Jefferson County, and Trimble County Generating Station. The purpose of this study was to examine the existing retirement dates for certain coal-fired generating units as reflected in existing depreciation rates based on maintaining system reliability to determine whether they were reasonable based on the changes in operational and economic circumstances and, if not, to determine reasonable retirement years. This report explains the basis for the updates to the retirement years for the generating units shown in Table 1. The updated retirement years are estimates of the currently expected operating lives of these generating units. Actual retirement dates may vary depending on the circumstances involving the generating unit and operational factors that may emerge in the future. The Companies will continue to assess these retirement dates.¹

Table 1 - Retirement Years, Current vs. Updated

	Retirement Years	
	Current	Updated
Brown Unit 3 ("BR3")	2035	2028
Ghent Unit 4 ("GH4")	2038	2037
Mill Creek Unit 1 ("MC1")	2032	2024
Mill Creek Unit 2 ("MC2")	2034	2028
Mill Creek Unit 3 ("MC3")	2038	2039
Mill Creek Unit 4 ("MC4")	2042	2039
Trimble Count Unit 1 ("TC1")	2050	2045

2. Mill Creek Unit 1

As presented in LG&E's 2020 ECR Plan, due to the cost of complying with Effluent Limitation Guidelines ("ELG"), MC1 will be retiring at the end of 2024.² Retiring MC1 on December 31, 2024 is lower cost than investing in the water treatment facilities that would be required to comply with ELG and continue its operation beyond December 31, 2024. As a result, it is no longer reasonable to continue to use 2032 as the retirement year for MC1. Based on current capacity and demand projections, the Companies are not planning for immediate replacement of MC1's generating capacity.

3. Ghent Unit 4, Mill Creek Units 3 and 4, and Trimble County Unit 1

Based on their current retirement years, GH4, MC3, and MC4 would be the last coal-fired units to retire before the retirements of the newer Trimble County units. The Companies have decided to delay the

¹ The results of this study were provided to Mr. John J. Spanos for purposes of independent assessment in connection with possible changes to existing depreciation rates.

² *Electronic Application of Louisville Gas and Electric Company for Approval of its 2020 Compliance Plan for Recovery by Environmental Surcharge*, Case No. 2020-00061, Direct Testimony of Stuart A. Wilson (Ky. PSC Mar. 31, 2020).

retirement year for MC3 by one year and to advance the retirement years by one year for GH4 and three years for MC4. These changes align the retirement years of Ghent Units 3 and 4 in 2037 and Mill Creek Units 3 and 4 in 2039 and reduce major maintenance costs on MC4 in 2038. This alignment also allows for planning a more orderly closure of the Ghent and Mill Creek stations and the potential for more cost-effective replacement of their collective capacities through economies of scale and coordinated procurement, construction or both. The Companies also are advancing the retirement year for TC1 to 2045, reflecting an expected age at retirement of 55 years, which better aligns with the expected lives of the Companies' other remaining coal units.

4. Mill Creek Unit 2 and Brown Unit 3

4.1. Mill Creek Unit 2 Background

2015 Ozone NAAQS

The Mill Creek station is in Jefferson County, Kentucky and currently operates four coal-fired units. Jefferson County is currently classified as marginal non-attainment to the 2015 Ozone National Ambient Air Quality Standard ("NAAQS") with a compliance date of August 2021. In 2020, the Kentucky Energy and Environment Cabinet and the Louisville Metro Air Pollution Control District ("LMAPCD") imposed additional daily limitations on nitrogen oxides ("NO_x") emissions at the Mill Creek station for the months of May through October. Despite the Companies' efforts to meet these limits, there were exceedances of the 70 ppb ozone standard in the Jefferson County area during the 2020 ozone season. LMAPCD has stated that Jefferson County will not be "in compliance" with the 2015 Ozone NAAQS by August 2021 due to these exceedances in 2020. LMAPCD currently anticipates reclassification to moderate non-attainment in 2022 and Title V facilities in Jefferson County will be required to implement NO_x Reasonable Available Control Technology ("RACT") by March 1, 2023. In the interim, the Companies expect that the ozone season NO_x limit for the MC station will remain in place pending development of the NO_x RACT standard. Therefore, LG&E will likely be limited to operating either MC1 or MC2 (but not both) during the ozone season (i.e., April through October) until MC1 retires.

Upon reclassification to moderate non-attainment with the 2015 Ozone NAAQS, Jefferson County will have a moderate non-attainment compliance date of August 3, 2024. The State Implementation Plan ("SIP") must be amended to include the RACT standards by April 2024. The NO_x emission reduction associated with the implementation of RACT at Mill Creek Station is expected to be similar to the mode of operation at Mill Creek during the summer of 2020. However, during the summer of 2020, there were still exceedances of the 70 ppb ozone standard in the Jefferson County area.

Continued non-attainment past the 2024 compliance date will result in Kentucky reevaluating RACT for the Jefferson County area in order to further reduce NO_x emissions or cause the non-attainment area to be reclassified to serious non-attainment. Such a reclassification would require additional NO_x emission reductions, which must be demonstrated by August 2027. LG&E will likely be required to install additional NO_x controls on MC2 such as selective catalytic reduction ("SCR") to achieve these reductions and continue to operate the unit.

2025 Ozone NAAQS

The Clean Air Act requires that NAAQS be evaluated every five years. The ozone and PM_{2.5} NAAQS were reevaluated in 2020. EPA retained the current standard of 70 ppb for ozone and 12.0 µg/m³ for PM_{2.5}. Prior to EPA's proposal to retain the current standards, many environmental groups and members on the Clean Air Scientific Advisory Committee presented data for a lower standard of 65 – 68 ppb for ozone and

10-11 $\mu\text{g}/\text{m}^3$ for $\text{PM}_{2.5}$. Both standards will be reevaluated again in 2025. At this time, there is every reason to expect both standards will be lowered following the reevaluation in 2025. Jefferson County is likely not to meet either standard. Therefore, even if Jefferson County has achieved attainment of the 70 ppb ozone standard by August 2024, it is likely that the standard would be lowered in 2025, and, once again, Jefferson County will be determined to be non-attainment for ozone. Such a determination will start the process of establishing a new RACT and implementing further NO_x reductions at all sources, including the Mill Creek station. Based on the timeframe for implementing lowered NAAQS, it is likely additional controls would be required for MC2 by 2029.

CSAPR Requirements

An additional contingency arises under EPA's interstate transport rules for NO_x that ensure that the northeastern states are meeting the ozone standards and are not exceeding these standards due to interstate transport. EPA's Cross-State Air Pollution Rule ("CSAPR") regulations were developed to accomplish this requirement. Currently certain areas in the northeastern states are not meeting the 2008 (75 ppb) ozone standard. To address this issue, on October 15, 2020, EPA issued the proposed Revised CSAPR Update rule, which will significantly reduce the NO_x allowances issued to Kentucky. Based on their modeling, electric generating units in Kentucky have an impact exceeding a screening threshold on the northeastern non-attainment areas. Additional controls at our non-SCR-equipped units may be required because of the reduced allocation of NO_x emissions allowances for Kentucky and the LG&E and KU fleet. Additional allowances will be limited under the proposed rule; and trading will be restricted to the twelve states EPA is assigning to the "Group 3" Trading Group. Because this allowance reduction was necessary to meet the 2008 (75 ppb) standard by 2021, it is reasonable to expect that even greater NO_x reductions will be necessary in order to meet a 70 ppb ozone standard.

Regional Haze

A final environmental contingency is the possible changes from the Regional Haze 3rd Planning period. Mill Creek Units 3 and 4 have permit limits from the 1st planning period to meet the visibility criteria for Mammoth Cave National Park under the rule. Mill Creek did not have to take further restrictions for the 2nd planning period due to Kentucky visibility falling well below the glide path of visibility impaired days required by the regulation for 2030. EPA's requirements for implementation of the 3rd planning period of the Regional Haze regulation will likely be published in 2028 for states to model sources impacting visibility in national parks. Kentucky is not currently below the glide path required in the next planning period. Because Mill Creek is relatively close to Mammoth Cave National Park, Units 1 and 2 could be required in the next planning period to evaluate additional controls to improve visibility at the park.

In summary, the Companies expect that SCR will be required on MC2 between 2027 and 2029 to comply with current and future NAAQS. Uncertainty related to the EPA's CSAPR regulations and the Regional Haze rule further supports this assumption. Therefore, the Companies have assumed that SCR will be required on MC2 in 2028 to operate MC2 beyond 2028. The SCR investment is approximately \$135 million. Additionally, an investment in major maintenance will be required in 2026 if MC2 is planned to remain in service beyond 2028. As of 2020, MC2 is 46 years old. Its current retirement year is 2034. This analysis will determine whether either of these future investments is economically warranted and if they are not, then the current 2034 retirement year is not reasonable, and a new date must be determined.

4.2. Brown Unit 3 Background

As of 2020, BR3 is 49 years old. BR3's current retirement year is 2035. Since the retirement of Brown Units 1 and 2 in 2019, BR3 is the single remaining coal unit at the Brown Station. BR3's delivered fuel cost is higher than that of the Companies' other coal units because coal is only delivered by rail. The higher

delivered fuel cost causes BR3 to operate at a significantly lower capacity factor.³ It is outfitted with full emissions controls and its last major maintenance overhaul was in 2019.⁴ A total investment in major maintenance of approximately \$31 million will be required in 2026 and 2027 to continue its operation beyond 2028. An evaluation of those investments is necessary to determine if BR3's current retirement year is reasonable, or if a new retirement year should be set based on the ability to operate the unit absent these major maintenance investments.

4.3. Analysis Methodology

Given the expectations regarding compliance with environmental regulations, forecasts for required future investments, the resultant physical life of the units, and the need for replacement generation, the Companies evaluated advancing the retirement years for MC2 and BR3. The analysis was performed to determine whether the existing retirement years are reasonable and if not to determine reasonable retirement years based on current information.

Before committing to actual retirement dates, the Companies plan to evaluate the ability to replace the units as needed to continue to supply reliable, reasonable cost energy based on actual proposals from third party suppliers (gathered via a request for proposals) and self-build alternatives. The results of this process would be filed with the Kentucky Public Service Commission in an application for a Certificate of Public Convenience and Necessity.

As set forth above, MC2 is expected to require an approximately \$135 million investment in SCR on or before 2028 to continue operation beyond 2028. Accordingly, the Companies are advancing the MC2 retirement year to 2028. Likewise, a 2028 retirement year was selected for BR3 because 2028 is the longest BR3 can operate without the investments in 2026 and 2027 for major maintenance. The present value of revenue requirements ("PVRR") for each alternative was computed as the PVRR of the following cost and revenue items:

1. Generation system production costs
2. Existing unit stay-open costs, including ELG compliance costs and associated O&M
3. Existing unit revenues from the sale of coal combustion residuals ("CCR")
4. Capital and stay-open costs for replacement generation units

Generation production costs for the LG&E and KU system were computed using the PROSYM production cost model from Hitachi ABB. The PVRR for all alternatives include the full PVRR for capital expenditures, even when a unit is retired before it is fully depreciated. The analysis also assumes that MC2 and BR3 would otherwise be retired by their current retirement years, 2034 and 2035, respectively. Therefore, later retirement is assumed to defer the cost of any replacement generation, but not eliminate this cost altogether. The Companies initially evaluated the retirement year for MC2, given the NAAQS compliance issues and the high cost of investing in a SCR. The Companies then evaluated the retirement year for Brown 3.

³ BR3's capacity factor was 28%, 35%, and 25%, in 2017, 2018, and 2019, respectively. It is forecasted to operate at a capacity factor of 24%, 22%, and 26% in 2021, 2022, and 2023, respectively.

⁴ BR3's emissions controls include low NO_x burners, SCR, dry electrostatic precipitator, dry sorbent injection, powdered activated carbon injection, pulse jet fabric filter, and dry flue gas desulfurization.

For this analysis, the Companies assumed that MC2 and BR3 would be replaced with capacity from simple-cycle combustion turbines (“CTs”) to create a generation portfolio that is minimally compliant for reliability, obviating the need to consider a range of fuel prices or a range of potential replacement alternatives. The point of this study was not to identify a potentially optimal future portfolio. As mentioned above, the Companies will issue a request for proposals to determine the optimal replacement resources and help inform the actual retirement dates for each of these units. The goal of this study is to determine whether the current estimated retirement years for MC2 and BR3 are reasonable given current information regarding the likely costs of operating the units to the currently projected dates.

4.4. Analysis

A primary consideration when contemplating unit retirements is the need to maintain a sufficient reserve margin for summer peak reliability. The following tables show the calculation of annual forecasted summer reserve margins and include the following assumptions:

- The Companies’ 2021 Business Plan peak demand forecast;
- MC2 (297 MW) is unavailable from April through October in 2021-2024 due to the expected continuing limitation on NO_x emissions from the Mill Creek station;
- MC1 (300 MW) retires at the end of 2024; and
- Zorn (14 MW) retires at the end of 2021; the Companies remaining small-frame CTs (59 MW)⁵ retire at the end of 2025.
- For presentation purposes, no additional retirements beyond 2030 are assumed.

Table 2 shows the forecasted summer reserve margins through 2035 with no coal unit retirements after MC1’s retirement at the end of 2024. Table 3 shows the reserve margins assuming that MC2 retires in 2028 without replacement. Because the reserve margin remains above the lower end of the Companies’ target reserve margin range of 17 percent to 25 percent, it is assumed that MC1 and MC2 can be retired without replacement. Table 4 shows the reserve margins assuming that BR3 also retires in 2028 without replacement. To maintain a 17 percent reserve margin in 2028, 278 MW of replacement capacity is needed. As a proxy for commercially available replacement capacity, the Companies assumed that two CTs similar to the Companies’ existing CTs at the Trimble County station would provide this replacement capacity with net summer ratings of 159 MW each. Table 5 shows that the forecasted reserve margins with this additional 318 MW of capacity are within the Companies’ target reserve margin range.

⁵ The remaining small-frame CTs are Haefling 1 (12 MW), Haefling 2 (12 MW), Paddy’s Run 11 (12 MW), and Paddy’s Run 12 (23 MW).

Table 2 - Reserve Margin with MC1 and Small Frame CTs Retirements (MW)

	2021	2022	2023	2024	2025	2026	2027	2028	2029	2030	2031	2032	2033	2034	2035
Gross Peak Load	6,399	6,433	6,430	6,428	6,420	6,406	6,391	6,369	6,358	6,344	6,332	6,324	6,325	6,320	6,320
Energy Efficiency/Demand Side Mgmt.	(288)	(294)	(300)	(305)	(311)	(311)	(311)	(311)	(311)	(311)	(311)	(311)	(311)	(311)	(311)
Net Peak Load	6,111	6,139	6,130	6,123	6,109	6,095	6,080	6,058	6,047	6,033	6,021	6,013	6,014	6,009	6,009
Existing Generation Resources	7,711	7,712	7,712	7,712	7,713	7,713	7,713	7,713	7,713	7,713	7,713	7,713	7,713	7,713	7,713
Curtable Load (CSR)	127	127	127	127	127	127	127	127	127	127	127	127	127	127	127
Direct Load Control (DLC)	63	61	60	58	56	55	53	52	50	49	48	47	46	45	44
Small-Frame CT Retirements	0	(14)	(14)	(14)	(14)	(73)	(73)	(73)	(73)	(73)	(73)	(73)	(73)	(73)	(73)
MC2 Unavailable	(297)	(297)	(297)	(297)											
MC1 Retirement					(300)	(300)	(300)	(300)	(300)	(300)	(300)	(300)	(300)	(300)	(300)
Total Resources Net of MC1 and Small-Frame CTs Retirements	7,604	7,589	7,588	7,586	7,582	7,522	7,520	7,519	7,517	7,516	7,515	7,514	7,513	7,512	7,511
Reserve Margin %	24.4%	23.6%	23.8%	23.9%	24.1%	23.4%	23.7%	24.1%	24.3%	24.6%	24.8%	25.0%	24.9%	25.0%	25.0%
Reserve Margin Deficit vs. 17%	NA	NA	NA	NA	NA	NA	NA	NA	NA	NA	NA	NA	NA	NA	NA

Table 3 - Reserve Margin with Incremental MC2 Retirement in 2028 (MW)

	2021	2022	2023	2024	2025	2026	2027	2028	2029	2030	2031	2032	2033	2034	2035
Net Peak Load	6,111	6,139	6,130	6,123	6,109	6,095	6,080	6,058	6,047	6,033	6,021	6,013	6,014	6,009	6,009
Total Resources Net of MC1 and Small-Frame CTs Retirements	7,604	7,589	7,588	7,586	7,582	7,522	7,520	7,519	7,517	7,516	7,515	7,514	7,513	7,512	7,511
MC2 Retirement in 2028								(297)	(297)	(297)	(297)	(297)	(297)	(297)	(297)
Totals Resources Net of MC1, Small-Frame CTs, and MC2 Retirements	7,604	7,589	7,588	7,586	7,582	7,522	7,520	7,222	7,220	7,219	7,218	7,217	7,216	7,215	7,214
Reserve Margin %	24.4%	23.6%	23.8%	23.9%	24.1%	23.4%	23.7%	19.2%	19.4%	19.7%	19.9%	20.0%	20.0%	20.1%	20.0%
Reserve Margin Deficit vs. 17%	NA	NA	NA	NA	NA	NA	NA	NA	NA	NA	NA	NA	NA	NA	NA

Table 4 - Reserve Margin with Incremental BR3 Retirement in 2028 (MW)

	2021	2022	2023	2024	2025	2026	2027	2028	2029	2030	2031	2032	2033	2034	2035
Net Peak Load	6,111	6,139	6,130	6,123	6,109	6,095	6,080	6,058	6,047	6,033	6,021	6,013	6,014	6,009	6,009
Totals Resources Net of MC1, Small-Frame CTs, and MC2 Retirements	7,604	7,589	7,588	7,586	7,582	7,522	7,520	7,222	7,220	7,219	7,218	7,217	7,216	7,215	7,214
BR3 Retirement in 2028								(412)	(412)	(412)	(412)	(412)	(412)	(412)	(412)
Totals Resources Net of MC1, Small-Frame CTs, MC2, and BR3 Retirements	7,604	7,589	7,588	7,586	7,582	7,522	7,520	6,810	6,808	6,807	6,806	6,805	6,804	6,803	6,802
Reserve Margin %	24.4%	23.6%	23.8%	23.9%	24.1%	23.4%	23.7%	12.4%	12.6%	12.8%	13.0%	13.2%	13.1%	13.2%	13.2%
Reserve Margin Deficit vs. 17%	NA	NA	NA	NA	NA	NA	NA	278	267	252	239	231	233	228	229

Table 5 - Reserve Margin with Capacity Addition in 2028 (MW)

	2021	2022	2023	2024	2025	2026	2027	2028	2029	2030	2031	2032	2033	2034	2035
Net Peak Load	6,111	6,139	6,130	6,123	6,109	6,095	6,080	6,058	6,047	6,033	6,021	6,013	6,014	6,009	6,009
Totals Resources Net of MC1, Small-Frame CTs, MC2, and BR3 Retirements	7,604	7,589	7,588	7,586	7,582	7,522	7,520	6,810	6,808	6,807	6,806	6,805	6,804	6,803	6,802
Additional 2 CTs								+318	+318	+318	+318	+318	+318	+318	+318
Totals Resources Net of MC1, Small-Frame CTs, MC2, and BR3 Retirements	7,604	7,589	7,588	7,586	7,582	7,522	7,520	7,128	7,126	7,125	7,124	7,123	7,122	7,121	7,120
Reserve Margin %	24.4%	23.6%	23.8%	23.9%	24.1%	23.4%	23.7%	17.7%	17.8%	18.1%	18.3%	18.5%	18.4%	18.5%	18.5%
Reserve Margin Deficit vs. 17%	NA	NA	NA	NA	NA	NA	NA	NA	NA	NA	NA	NA	NA	NA	NA

4.4.1. Mill Creek Unit 2

MC2's current retirement year is 2034. As discussed in Section 4.1, the Companies expect that SCR will be required for MC2 by 2028 in order to continue operating beyond 2028. The cost of SCR for MC2 is estimated to be at least \$135 million in 2020 dollars. Furthermore, an investment in major maintenance in 2026 of \$5.5 million in capital and \$5.0 million in O&M costs would be required for MC2 to continue operating until 2034. Table 6 shows the difference in annual revenue requirements and PVRR between retiring MC2 in 2028 and 2034, assuming that the SCR and major maintenance expenditure could be avoided with the earlier retirement date. It is assumed that MC2 would otherwise retire in 2034, so there are no differences in revenue requirements in 2034 and beyond. Additional savings from retiring MC2 in 2028 result from avoiding MC2's stay-open costs, which are partially offset by production cost increases and foregone CCR sales revenue. Because MC2 can be retired without replacement as shown in Table 3, there are no incremental costs for new capacity to replace MC2. The total net PVRR ("NPVRR") impact of retiring MC2 in 2028 is a savings of \$131.2 million.

Table 6 – Revenue Requirement Increases/(Savings) of Retiring MC2 in 2028 vs. 2034 (\$M)⁶

	2026	2027	2028	2029	2030	2031	2032	2033
Production Costs	0	0	14.2	13.9	15.2	16.2	16.6	15.4
Stay Open Costs	0	0	(26.9)	(22.3)	(30.6)	(23.0)	(31.9)	(24.0)
SCR Cost	0	0	(166.1)	0	0	0	0	0
Major Maintenance	(11.7)	0	0	0	0	0	0	0
CCR Revenue	0	0	2.9	3.0	3.1	3.2	3.2	3.1
Total	(11.7)	0	(175.9)	(5.5)	(12.3)	(3.6)	(12.1)	(5.5)
NPVRR (2020)	(131.2)							

As a result of the likely need for the uneconomic investment in SCR in order to operate MC2 beyond 2028, it is unreasonable to continue to use 2034 as the retirement year. Given that compliance with likely additional NAAQS ozone standards would be required by 2028, that year represents a reasonable retirement year.

4.4.2. Brown Unit 3

BR3's current retirement year is 2035. An investment in major maintenance in 2026 and 2027 of \$23.1 million in capital and \$8 million in O&M costs would be required for BR3 to continue operating until 2035. Given the savings from retiring MC2 in 2028, the analysis of BR3's retirement year assumes that MC2 will retire in 2028. As shown in Table 4, retiring MC2 and BR3 in 2028 results in a minimum capacity need of 278 MW in 2028 to maintain a reserve margin within the Companies' target reserve margin range. To meet this reserve margin deficit, the Companies modeled replacement capacity comprising two CTs with the same characteristics as their existing Trimble County CTs, for a total additional capacity of 318 MW.

Table 7 shows the difference in annual revenue requirements and PVRR between retiring BR3 in 2028 and 2035. It is assumed that BR3 would otherwise retire in 2035, so there are no differences in revenue

⁶ For presentation purposes, the PVRR is shown for capital expenditures in the year incurred rather than the annual revenue requirements.

requirements in 2035 and beyond. In addition to the savings from avoiding the major maintenance investments in 2026 and 2027, retiring BR3 in 2028 results in the savings of its stay open costs through 2034 and a small amount of additional CCR revenue achieved by transferring some of BR3's generation to other coal units with more favorable CCR sales opportunities. These savings are more than offset on an annual basis by increases in production costs and the carrying cost of the required capacity additions. The NPVRR impact of retiring BR3 in 2028 is a revenue requirements savings of \$40 million. Therefore, the existing 2035 retirement date is unreasonable and replacing it with 2028 is more reasonable given the potential to avoid major maintenance and lower overall revenue requirements with replacement generation by 2028.

Table 7 - Revenue Requirement Increases/(Savings) of Retiring BR3 in 2028 vs. 2034 (\$M)⁷

	2026	2027	2028	2029	2030	2031	2032	2033	2034
Production Costs	0	0	3.3	5.7	5.4	6.1	6.8	7.8	5.0
Stay Open Costs	0	0	(40.3)	(39.5)	(40.5)	(41.3)	(42.1)	(43.0)	(43.8)
Major Maintenance	(13.9)	(22.1)	0	0	0	0	0	0	0
CCR Revenue	0	0	(0.1)	(0.1)	(0.2)	(0.2)	(0.3)	(0.2)	(0.1)
Capacity Additions	0	0	29.5	30.1	30.6	31.2	31.7	32.3	32.9
Total	(13.9)	(22.1)	(7.5)	(3.9)	(4.7)	(4.2)	(3.9)	(3.0)	(6.0)
NPVRR (2020)	(40.0)								

The analysis focused only on maintaining system reliability. Therefore, when the Companies evaluate actual potential replacement alternatives for BR3, resource additions with the potential to lower energy costs (e.g., renewables and natural gas combined cycle) will provide additional information on the retirement date for BR3.

5. Appendix - Key Analysis Inputs and Assumptions

5.1. Existing Unit Stay-Open Costs

Stay-open costs for an existing unit include the unit's ongoing capital and fixed operating and maintenance ("O&M") costs. These costs are required to continue operating the unit and saved if the unit is retired. Table 8 lists total stay-open costs for the Companies' coal units assuming no early retirements. Costs that are shared by all units are allocated to units in proportion to how they would be reduced as units retire. Total stay-open costs include costs for regular maintenance and major maintenance; the analysis assumes the additional costs for major maintenance within eight years of retirement can be avoided. Beyond 2030, stay-open costs are assumed to escalate at two percent per year.

⁷ For presentation purposes, the PVRR is shown for capital expenditures in the year incurred rather than the annual revenue requirements.

Table 8 – Stay-Open Costs (\$M, Nominal Dollars)

Total Stay-Open Costs	2026	2027	2028	2029	2030	2031	2032	2033	2034
MC2 – major maintenance	10.5	-	-	-	-	-	-	-	-
MC2 – annual	26.0	19.5	25.0	20.6	28.2	21.2	29.3	22.0	-
BR3 – major maintenance	11.4	19.6	-	-	-	-	-	-	-
BR3 – annual	35.8	37.1	38.7	37.9	38.9	39.7	40.4	41.3	42.1

5.2. CCR Revenue Assumptions

Coal combustion residuals (“CCR”) include fly ash, bottom ash, and gypsum. CCR is either used for onsite construction projects, sold to third parties for use in the production of products like cement and wallboard, or stored in an onsite landfill. When sold to a third party, the beneficial use of CCR materials is included in the Environmental Surcharge Mechanism as a credit to offset environmental compliance costs. In 2019, CCR sales revenues totaled \$9 million.

In recent years, as coal units have retired in the U.S., the market supply of CCR has decreased and the market price for CCR has increased. Table 9 lists the assumed sales prices for fly ash and gypsum from Mill Creek, Ghent, and Trimble County in this analysis. The sales prices are weighted average prices based on existing contracts rolling to market prices as existing contracts expire. The current market price for Mill Creek, Ghent, and Trimble County gypsum is approximately \$10 per ton. The current market price for Mill Creek fly ash is approximately \$32 per ton; based on current contracts, the Companies expect to receive 80% of market value for Mill Creek fly ash, or \$25.60 per ton. The current market price for Ghent fly ash is approximately \$30 per ton; based on current contracts, the Companies expect to receive 80% of market value for Mill Creek fly ash, or \$24 per ton. The current market price for Trimble fly ash is approximately \$9 per ton. CCR market prices are assumed to escalate at two percent per year.

Because Brown has no local market for either fly ash or gypsum, and because additional CCR loading systems at Brown are not economical, CCR revenue from Brown is assumed to be zero.

Table 9 – Sales Price for CCR Sales (\$/ton) (Confidential and Proprietary Information)

Year	Mill Creek		Ghent		Trimble	
	Fly Ash	Gypsum	Fly Ash	Gypsum	Fly Ash	Gypsum
2021						
2022						
2023						
2024						
2025						
2026						
2027						
2028						
2029						
2030						
2031						
2032						
2033						
2034						
2035						
2036						
2037						
2038						
2039						
2040						
2041						
2042						
2043						
2044						
2045						
2046						
2047						
2048						
2049						
2050						

Table 10 lists the percent of fly ash and gypsum produced at Brown and Mill Creek that is assumed to be sold to third parties.

Table 10 – Percent of CCR Production Sold to Third Parties

Station	Fly Ash	Gypsum
Brown	0%	0%
Mill Creek	80%	97%

5.3. Fuel Prices

Fuel prices are assumed to escalate throughout the analysis period. Table 11 shows undelivered natural gas and coal price forecasts, which were developed for the Companies' 2021 Business Plan.

The Henry Hub natural gas price forecast reflects a blend of NYMEX market prices and a smoothed version of the Energy Information Administration's ("EIA's") 2020 Annual Energy Outlook ("AEO") High Oil and Gas Resource and Technology case through 2030, after which the smoothed EIA case was solely used. This case assumes higher resource availability and technological advancement, which results in lower production costs and continued growth in oil and gas production, compared to EIA's AEO 2020 Reference Case.

The Illinois Basin FOB mine coal price reflects a blend of coal price bids the Companies received, and a long-term price forecast developed by S&P Global Platts through 2025. In 2026 and beyond, the 2025 price was escalated by the coal escalation rate provided in the EIA's 2020 AEO High Oil and Gas Resource and Technology case.

Table 11 – Fuel Prices, Undelivered (Nominal \$/mmBtu) (Confidential and Proprietary Information)

	Natural Gas ⁸	Coal ⁹
2021		
2022		
2023		
2024		
2025		
2026		
2027		
2028		
2029		
2030		
2031		
2032		
2033		
2034		
2035		
2036		
2037		
2038		
2039		
2040		
2041		
2042		
2043		
2044		
2045		
2046		
2047		
2048		
2049		
2050		

⁸ Henry Hub.

⁹ Illinois Basin FOB mine.

5.4. Replacement CT Assumptions

Table 12 shows the assumed characteristics of the CTs that were modeled as replacement capacity.

Table 12 – Replacement CT Assumptions (2020 In-Service; 2019 Dollars)

	Peaking Capacity (SCCT)
Capital Cost (\$/kW)	586
Fixed O&M (\$/kW-yr)	12.7
Firm Gas Cost (\$/kW-yr)	22.7
Start Cost - maintenance (\$/Start)	11,147
Heat Rate (MMBtu/MWh)	10.9
Transmission Cost (\$/MW-Yr)	N/A
Nominal O&M Cost Escalation	2%
Summer Net Capacity (MW)	159
Winter Net Capacity (MW)	179

5.5. Financial Assumptions

Table 13 lists the inputs used to compute capital revenue requirements in this analysis.

Table 13 – Financial Assumptions

	Combined Companies
% Debt	47%
% Equity	53%
Cost of Debt	4.02%
Cost of Equity	10.0%
Tax Rate	24.95%
Property Tax Rate	0.15%
Insurance Rate	0.0254%
WACC (After-Tax)	6.75%

From: [Rutter, Cheryl A.](#)
To: [Wiseman, Sara](#)
Cc: [Whitaker, Sherrie](#); [Daly, Karen](#)
Subject: Invoice for Services Provided by Gannett Fleming re LG&E/KU Contract No. 152967 - Depreciation Studies - ACTION REQUESTED
Date: Wednesday, November 18, 2020 2:03:43 PM
Attachments: [066193 - No. 5624 - November 17, 2020.pdf](#)
Importance: High

EXTERNAL email. STOP and THINK before responding, clicking on links, or opening attachments.

Good afternoon, Sara.....

I hope that all continues to be well with you and your staff.

Attached is our invoice related to consulting services for LG&E/KU re Contract No. 152967 - Depreciation Studies – LG&E and KU Services Company during the period September 26 thru October 23, 2020.

Would you please take the necessary action to have the invoice approved and sent to your Accounts Payable folks for processing of payment.

No paper copy will be sent.

If you have any questions related to the invoice, please contact either John Spanos at jspanos@gfnet.com or me at crutter@gfnet.com.

Thank you, and have a safe and pleasant day.

Cheryl

Cheryl Ann Rutter, CPS | Administrator
Gannett Fleming Valuation and Rate Consultants, LLC
Address: 207 Senate Avenue, Camp Hill, PA 17011

717-886-5712

Email: crutter@gfnet.com

Fax: 717-763-4590

#BeHealthyBeSafeBeKind

Excellence Delivered As Promised

Gannett Fleming is ISO 9001:2015 Certified

www.gannettfleming.com | Stay connected: [Twitter](#) | [Facebook](#) | [LinkedIn](#) | [YouTube](#)

PRINTING SUSTAINABILITY STATEMENT: Gannett Fleming is committed to conserving natural resources and minimizing adverse environmental impacts in projects. Accordingly, project documentation will be provided in electronic format only unless clients specifically request hard copies. Visit our [website](#) to read more about our sustainability commitment.

CONFIDENTIALITY NOTICE: This email and any attachments may contain confidential information for the use of the named addressee. If you are not the intended recipient, you are hereby notified that you have received this communication in error and that any review, disclosure, dissemination, distribution or copying of it or its contents is prohibited.



Excellence Delivered **As Promised**

Gannett Fleming Valuation and Rate Consultants, LLC

LG&E and KU Services Company
Attn: Sara Wiseman
P.O. Box 32010
Louisville, KY 40232-7100

ACH/EFT Payment Information:
ABA: 031312738
Account No.: 5003165655
Account Name: Gannett Fleming

Check Payment Information:
Gannett Fleming Valuation and Rate Consultants,
LLC
PO Box 829160
Philadelphia, PA 19182-9160

Project: 066193
Invoice No: 066193*5624
Invoice Date: November 17, 2020

Federal EIN: 46-4413705
Send Remit Info: AccountsReceivable@gfnet.com

Note: TO PREVENT IMPOSTER FRAUD. If you receive any notification of a change in payment instructions, you should call our Accounts Receivable department at 717-763-7211 to verify the authenticity of the change. We cannot be held responsible for a misdirected payment as a result of your not confirming authenticity of requested changes to payment instructions or "imposter hacks" to your system.

Invoice Period: September 26, 2020 through October 23, 2020

Project Manager : John J. Spanos **jspanos@gfnet.com**

Contract No. 152967- Depreciation Studies of LG&E and KU Services Company

Summary of Current Charges

Phase 100	- DEPR - LG&E - ELECTRIC	\$	5,900.00
Phase 101	- DEPR - LG&E - GAS		1,490.00
Phase 200	- DEPR - KENTUCKY UTILITIES		5,500.00
	Total Charges		<u>\$ 12,890.00</u>
	Total Due This Invoice		\$12,890.00

Gannett Fleming Valuation and Rate Consultants, LLC

Phase 100 -- Depr - LG&E - Electric

Labor Costs

<u>Labor Classification</u>	<u>Hours</u>	<u>Rate</u>	<u>Amount</u>
Analyst	14.00	\$ 180.00	\$ 2,520.00
Assistant Analyst III	7.50	160.00	1,200.00
John J. Spanos	6.50	280.00	1,820.00
Support Staff	3.00	120.00	360.00
Total Labor Costs			\$ 5,900.00
Total Phase -- 100			\$ 5,900.00

Phase 101 -- Depr - LG&E - Gas

Labor Costs

<u>Labor Classification</u>	<u>Hours</u>	<u>Rate</u>	<u>Amount</u>
Analyst	4.50	180.00	810.00
Assistant Analyst III	3.00	160.00	480.00
John J. Spanos	0.50	280.00	140.00
Support Staff	0.50	120.00	60.00
Total Labor Costs			\$ 1,490.00
Total Phase -- 101			\$ 1,490.00

Phase 200 -- Depr - Kentucky Utilities

Labor Costs

<u>Labor Classification</u>	<u>Hours</u>	<u>Rate</u>	<u>Amount</u>
Analyst	9.00	180.00	1,620.00
Assistant Analyst III	12.00	160.00	1,920.00
John J. Spanos	5.50	280.00	1,540.00
Support Staff	3.50	120.00	420.00
Total Labor Costs			\$ 5,500.00
Total Phase -- 200			\$ 5,500.00

From: [Riggs, Eric](#)
To: [Spanos, John J.](#)
Cc: [Wiseman, Sara](#); [Daly, Karen](#)
Subject: Q56 KY PSC request for excel file
Date: Tuesday, December 01, 2020 3:07:50 PM
Attachments: [2020 PSC DR1 KU Q56.docx](#)
[2020 PSC DR1 LGE Q56.docx](#)

John,

Attached is a question received from the KYPSC requesting to furnish files in excel format if not already provided. Section VI of the depreciation study for LG&E (Tables 1,2,and 3) and KU (Table 1) have schedules that we would need to have in excel format. A link will be provided to send the responses securely.

Thanks,
Eric Riggs

KENTUCKY UTILITIES COMPANY

**Response to Commission Staff's First Request for Information
Dated November 24, 2020**

Case No. 2020-00349

Question No. 56

Responding Witness: William Steven Seelye / TBD

Q-56. To the extent not already provided, provide a copy of each cost of service study, billing analysis, and all exhibits and schedules that were prepared in the utility's rate application in Excel spreadsheet format with all formulas intact and unprotected and with all columns and rows accessible.

A-56.

From: [Daly, Karen](#)
To: [Wiseman, Sara](#)
Subject: Link to send files
Date: Tuesday, December 01, 2020 3:11:55 PM

To: jspanos@gfnet.com
CC: Eric.Riggs@lge-ku.com, Sara.Wiseman@lge-ku.com

A secure message and the following documents have been sent to you:

Click the [Workspace](#) link to retrieve the message and files.

This link will expire on 1/1/2021 8:11:54 PM

PLEASE NOTE

If you do not have an account or your account has expired, You will be prompted to create an account.

Once you create your account you will receive an email from (ftp.support@lge-ku.com) to verify your account.

If you do not receive this email, please contact your IT Department and have them whitelist (ftp.support@lge-ku.com) or the LG&E Domain (@lge-ku.com)

LOUISVILLE GAS AND ELECTRIC COMPANY

**Response to Commission Staff's First Request for Information
Dated November 24, 2020**

Case No. 2020-00350

Question No. 56

Responding Witness: William Steven Seelye

Q-56. To the extent not already provided, provide a copy of each cost of service study, billing analysis, and all exhibits and schedules that were prepared in the utility's rate application in Excel spreadsheet format with all formulas intact and unprotected and with all columns and rows accessible.

A-56.

From: [Riggs, Eric](#)
To: ["Spanos, John J."](#)
Cc: [Wiseman, Sara](#)
Subject: RE: Q56 KY PSC request for excel file
Date: Tuesday, December 01, 2020 4:00:29 PM

John,

Please also provide in excel format the schedules shown in the study - section VIII-2 and -3 for KU and LG&E.

Thanks,
Eric Riggs

From: Riggs, Eric
Sent: Tuesday, December 01, 2020 3:08 PM
To: Spanos, John J. <jspanos@GFNET.com>
Cc: Wiseman, Sara <Sara.Wiseman@lge-ku.com>; Daly, Karen <Karen.Daly@lge-ku.com>
Subject: Q56 KY PSC request for excel file

John,

Attached is a question received from the KYPSC requesting to furnish files in excel format if not already provided. Section VI of the depreciation study for LG&E (Tables 1,2,and 3) and KU (Table 1) have schedules that we would need to have in excel format. A link will be provided to send the responses securely.

Thanks,
Eric Riggs

From: jspanos@gfnet.com
To: [Wiseman, Sara](#)
Subject: Re: Link to send files
Date: Thursday, December 03, 2020 11:24:24 AM

To: Eric.Riggs@lge-ku.com, Sara.Wiseman@lge-ku.com, Karen.Daly@lge-ku.com

A secure message and the following documents have been sent to you:

[PSC-KU-1-56 Table 1.xlsx](#) (52.78 KB)
[PSC-KU-1-56 Table 2.xlsx](#) (30.50 KB)
[PSC-LGE-1-56 Table 1 \(Electric\).xlsx](#) (47.75 KB)
[PSC-LGE-1-56 Table 2 \(Electric\).xlsx](#) (28.57 KB)
[PSC-LGE-1-56 Table 2 \(Gas\).xlsx](#) (21.00 KB)
[PSC-LGE-1-56 Table 3 \(Common\).xlsx](#) (20.41 KB)

Click the [Workspace](#) link to retrieve the message and files.

This link will expire on 1/3/2021 4:23:25 PM

PLEASE NOTE

If you do not have an account or your account has expired, You will be prompted to create an account.

Once you create your account you will receive an email from (ftp.support@lge-ku.com) to verify your account.

If you do not receive this email, please contact your IT Department and have them whitelist (ftp.support@lge-ku.com) or the LG&E Domain (@lge-ku.com)

From: [Rutter, Cheryl A.](#)
To: [Wiseman, Sara](#)
Cc: [Whitaker, Sherrie](#); [Daly, Karen](#)
Subject: Invoice for Services Provided by Gannett Fleming re LG&E/KU Contract No. 152967 - Depreciation Studies - ACTION REQUESTED
Date: Friday, December 18, 2020 1:45:06 PM
Attachments: [066193 - No. 5703 - December 18, 2020.pdf](#)
Importance: High

EXTERNAL email. STOP and THINK before responding, clicking on links, or opening attachments.

Good afternoon, Sara.....

I hope that all continues to be well with you and your staff.

Attached is our invoice related to consulting services for LG&E/KU re Contract No. 152967 - Depreciation Studies – LG&E and KU Services Company during the period **October 24 thru December 18, 2020.**

Would you please take the necessary action to have the invoice approved and sent to your Accounts Payable folks for processing of payment.

No paper copy will be sent.

Concerning charges December 19 thru December 31, 2020; John Spanos advised me that things are currently in the Discovery Stage and he has no idea as to the level of effort that may be required. However, we will send you an invoice on or before January 4, 2021 for any charges incurred during that 2-week period.

If you have any questions related to the invoice, please contact either John Spanos at jspanos@gfnet.com or me at crutter@gfnet.com.

Thank you, have a safe and pleasant day, and **HAPPY HOLIDAYS TO ALL!**

Cheryl

Cheryl Ann Rutter, CPS | Administrator
Gannett Fleming Valuation and Rate Consultants, LLC
Address: 207 Senate Avenue, Camp Hill, PA 17011

717-886-5712

Email: crutter@gfnet.com

Fax: 717-763-4590

#BeHealthyBeSafeBeKind

Excellence Delivered As Promised

Gannett Fleming is ISO 9001:2015 Certified

www.gannettfleming.com | Stay connected: [Twitter](#) | [Facebook](#) | [LinkedIn](#) | [YouTube](#)

PRINTING SUSTAINABILITY STATEMENT: Gannett Fleming is committed to conserving natural resources and minimizing adverse environmental impacts in projects. Accordingly, project documentation will be provided in electronic format only unless clients specifically request hard copies. Visit our [website](#) to read more about our sustainability commitment.

CONFIDENTIALITY NOTICE: This email and any attachments may contain confidential information for the use of the named addressee. If you are not the intended recipient, you are hereby notified that you have received this communication in error and that any review, disclosure, dissemination, distribution or copying of it or its contents is prohibited.

KENTUCKY UTILITIES COMPANY

TABLE 1. SUMMARY OF ESTIMATED SURVIVOR CURVES, NET SALVAGE PERCENT, ORIGINAL COST, BOOK DEPRECIATION RESERVE AND CALCULATED ANNUAL DEPRECIATION ACCRUALS RELATED TO ELECTRIC PLANT AS OF JUNE 30, 2020

ACCOUNT	PROBABLE RETIREMENT DATE	SURVIVOR CURVE	NET SALVAGE PERCENT	ORIGINAL COST	BOOK DEPRECIATION RESERVE	FUTURE ACCRUALS	CALCULATED ANNUAL		COMPOSITE REMAINING LIFE		
							AMOUNT	RATE			
(1)	(2)	(3)	(4)	(5)	(6)	(7)	(8)	(9)=(8)/(5)	(10)=(7)/(8)		
DEPRECIABLE PLANT											
INTANGIBLE PLANT											
302.00	FRANCHISES AND CONSENTS		20-SQ	0	55,918.83	74,420	(18,501)	0	-	-	
303.00	MISCELLANEOUS INTANGIBLE PLANT		5-SQ	0	70,591,537.77	34,072,312	36,519,226	13,014,522	18.44	2.8	
303.10	CCS SOFTWARE	12-2027	SQUARE	*	18,744,842.88	8,088,610	10,656,233	1,438,900	7.68	7.4	
TOTAL INTANGIBLE PLANT					89,392,299.48	42,235,342	47,156,958	14,453,422	16.17		
STEAM PRODUCTION PLANT											
311.00	STRUCTURES AND IMPROVEMENTS										
	TRIMBLE COUNTY UNIT 2	06-2066	100-R2.5	*	(13)	96,921,494.51	21,944,531	87,576,758	1,998,511	2.06	43.8
	TRIMBLE COUNTY UNIT 2 SCRUBBER	06-2066	100-R2.5	*	(13)	5,781,870.34	3,419,962	3,113,551	72,814	1.26	42.8
	TRIMBLE COUNTY TRAINING CENTER	06-2066	100-R2.5	*	(5)	1,284,344.25	32,559	1,316,002	29,433	2.29	44.7
	SYSTEM LABORATORY	06-2040	100-R2.5	*	(1)	1,177,261.48	773,273	415,761	21,100	1.79	19.7
	BROWN UNIT 1	02-2019	100-R2.5	*	(4)	3,975,675.61	4,134,703	0	0	-	-
	BROWN UNIT 2	02-2019	100-R2.5	*	(4)	2,294,022.73	2,385,784	0	0	-	-
	BROWN UNIT 3	06-2028	100-R2.5	*	(4)	29,535,741.97	16,392,923	14,324,249	1,800,352	6.10	8.0
	BROWN UNIT 1, 2 AND 3 SCRUBBER	06-2028	100-R2.5	*	(4)	45,553,346.69	17,738,141	29,637,340	3,718,572	8.16	8.0
	GHEUNT UNIT 1 SCRUBBER	06-2034	100-R2.5	*	(7)	8,491,198.64	6,589,785	2,495,798	180,288	2.12	13.8
	GHEUNT UNIT 1	06-2034	100-R2.5	*	(7)	22,056,975.37	10,737,142	12,863,822	934,948	4.24	13.8
	GHEUNT UNIT 2	06-2034	100-R2.5	*	(7)	17,043,478.80	9,583,870	8,652,652	631,221	3.70	13.7
	GHEUNT UNIT 3	06-2037	100-R2.5	*	(7)	52,344,490.99	32,350,874	23,657,731	1,416,754	2.71	16.7
	GHEUNT UNIT 4	06-2037	100-R2.5	*	(7)	47,120,498.40	18,031,143	32,387,790	1,928,570	4.09	16.8
	GHEUNT UNIT 2 SCRUBBER	06-2034	100-R2.5	*	(7)	15,622,909.76	11,673,583	5,042,930	364,901	2.34	13.8
TOTAL ACCOUNT 311 - STRUCTURES AND IMPROVEMENTS						349,203,309.54	155,788,273	221,484,384	13,097,464	3.75	16.9
311.20	STRUCTURES AND IMPROVEMENTS - RETIRED PLANT										
	TYRONE UNIT 3	FULLY ACCRUED	100-R2.5	*	(10)	317,310.98	349,042	0	0	-	-
	TYRONE UNITS 1 AND 2	FULLY ACCRUED	100-R2.5	*	(10)	83,735.68	92,109	0	0	-	-
	GREEN RIVER UNIT 3	FULLY ACCRUED	100-R2.5	*	(10)	563,915.84	620,307	0	0	-	-
	GREEN RIVER UNIT 4	FULLY ACCRUED	100-R2.5	*	(10)	686,823.69	755,506	0	0	-	-
	GREEN RIVER UNITS 1 AND 2	FULLY ACCRUED	100-R2.5	*	(10)	480,446.20	528,491	0	0	-	-
	PINEVILLE UNIT 3	FULLY ACCRUED	100-R2.5	*	(10)	21,029.71	23,133	0	0	-	-
TOTAL ACCOUNT 311.2 - STRUCTURES AND IMPROVEMENTS - RETIRED PLANT						2,153,262.10	2,368,588	0	0	-	-
312.00	BOILER PLANT EQUIPMENT										
	TRIMBLE COUNTY UNIT 2	06-2066	65-R1.5	*	(13)	685,667,780.85	129,987,925	644,816,667	16,019,092	2.34	40.3
	TRIMBLE COUNTY UNIT 2 SCRUBBER	06-2066	65-R1.5	*	(13)	73,202,109.88	23,493,665	59,224,719	1,496,343	2.04	39.6
	BROWN UNIT 1	02-2019	65-R1.5	*	(4)	7,916,857.07	8,233,531	0	0	-	-
	BROWN UNIT 2	02-2019	65-R1.5	*	(4)	1,476,288.33	1,535,340	0	0	-	-
	BROWN UNIT 3	06-2028	65-R1.5	*	(4)	475,691,478.30	112,434,187	382,284,950	48,604,902	10.22	7.9
	BROWN UNIT 1, 2 AND 3 SCRUBBER	06-2028	65-R1.5	*	(4)	335,830,028.21	110,279,694	238,983,535	30,333,856	9.03	7.9
	GHEUNT UNIT 1 SCRUBBER	06-2034	65-R1.5	*	(7)	140,930,830.94	71,240,328	79,555,661	5,851,309	4.15	13.6
	GHEUNT UNIT 1	06-2034	65-R1.5	*	(7)	369,600,397.57	124,256,311	271,216,114	20,012,935	5.41	13.6
	GHEUNT UNIT 2	06-2034	65-R1.5	*	(7)	279,599,047.73	86,888,301	212,282,680	15,702,155	5.62	13.5
	GHEUNT UNIT 3	06-2037	65-R1.5	*	(7)	446,413,638.44	198,136,005	279,526,588	17,226,482	3.86	16.2
	GHEUNT UNIT 4	06-2037	65-R1.5	*	(7)	935,918,754.51	213,147,201	788,285,866	48,124,481	5.14	16.4
	GHEUNT UNIT 2 SCRUBBER	06-2034	65-R1.5	*	(7)	71,576,383.69	65,165,290	11,421,441	840,470	1.17	13.6
	GHEUNT UNIT 3 SCRUBBER	06-2037	65-R1.5	*	(7)	120,240,144.85	47,910,875	80,746,080	4,943,581	4.11	16.3
	GHEUNT UNIT 4 SCRUBBER	06-2037	65-R1.5	*	(7)	255,524,659.98	111,014,196	162,397,190	9,894,872	3.87	16.4
TOTAL ACCOUNT 312 - BOILER PLANT EQUIPMENT						4,199,588,400.35	1,303,722,849	3,210,741,491	219,050,478	5.22	14.7
312.10	BOILER PLANT EQUIPMENT - ASH PONDS										
	TRIMBLE COUNTY UNIT 2 - BOTTOM ASH	09-2024	100-S4	*	0	4,473,565.59	4,107,270	366,296	41,157	**	**
	TRIMBLE COUNTY UNIT 2 - GYPSUM ASH	09-2023	100-S4	*	0	4,610,665.23	4,339,188	271,477	42,418	**	**
	BROWN UNIT 1	10-2020	100-S4	*	0	13,208,176.67	13,150,171	58,006	173,027	**	**
	BROWN UNIT 3	11-2021	100-S4	*	0	19,802,080.26	18,784,748	1,017,332	813,866	**	**
	GHEUNT UNIT 1	12-2021	100-S4	*	0	2,100,620.94	2,096,829	3,792	1,681	**	**
	GHEUNT UNIT 4	09-2024	100-S4	*	0	32,692,663.87	27,811,650	4,881,014	876,163	**	**
	GHEUNT UNIT 2 SCRUBBER	12-2021	100-S4	*	0	1,901,133.18	1,901,133	0	0	-	-
TOTAL ACCOUNT 312.1 - BOILER PLANT EQUIPMENT - ASH PONDS						78,788,905.74	72,190,989	6,597,917	1,948,312	**	**

KENTUCKY UTILITIES COMPANY

TABLE 1. SUMMARY OF ESTIMATED SURVIVOR CURVES, NET SALVAGE PERCENT, ORIGINAL COST, BOOK DEPRECIATION RESERVE AND CALCULATED ANNUAL DEPRECIATION ACCRUALS RELATED TO ELECTRIC PLANT AS OF JUNE 30, 2020

ACCOUNT (1)	PROBABLE RETIREMENT DATE (2)	SURVIVOR CURVE (3)	NET SALVAGE PERCENT (4)	ORIGINAL COST (5)	BOOK DEPRECIATION RESERVE (6)	FUTURE ACCRUALS (7)	CALCULATED ANNUAL		COMPOSITE REMAINING LIFE (10)=(7)/(8)		
							ACCRUAL AMOUNT (8)	ACCRUAL RATE (9)=(8)/(5)			
314.00	TURBOGENERATOR UNITS										
	TRIMBLE COUNTY UNIT 2	06-2066	60-R1.5	*	(13)	92,095,706.20	23,537,987	80,530,161	2,081,582	2.26	38.7
	BROWN UNIT 1	02-2019	60-R1.5	*	(4)	250,130.24	260,135	0	0	-	-
	BROWN UNIT 2	02-2019	60-R1.5	*	(4)	393,782.15	409,533	0	0	-	-
	BROWN UNIT 3	06-2028	60-R1.5	*	(4)	51,368,471.06	10,926,704	42,496,506	5,443,587	10.60	7.8
	GHEUNT UNIT 1	06-2034	60-R1.5	*	(7)	43,274,490.39	24,793,360	21,510,345	1,609,887	3.72	13.4
	GHEUNT UNIT 2	06-2034	60-R1.5	*	(7)	37,337,160.32	21,733,856	18,216,906	1,380,867	3.70	13.2
	GHEUNT UNIT 3	06-2037	60-R1.5	*	(7)	52,603,066.50	23,815,317	32,469,964	2,036,341	3.87	15.9
	GHEUNT UNIT 4	06-2037	60-R1.5	*	(7)	59,246,409.64	37,713,454	25,680,204	1,632,207	2.75	15.7
	TOTAL ACCOUNT 314 - TURBOGENERATOR UNITS					336,569,216.50	143,190,346	220,904,086	14,184,471	4.21	15.6
315.00	ACCESSORY ELECTRIC EQUIPMENT										
	TRIMBLE COUNTY UNIT 2	06-2066	70-R4	*	(13)	46,199,255.43	11,452,971	40,752,188	938,759	2.03	43.4
	TRIMBLE COUNTY UNIT 2 SCRUBBER	06-2066	70-R4	*	(13)	1,415,469.10	848,756	750,724	19,987	1.41	37.6
	BROWN UNIT 1	02-2019	70-R4	*	(4)	3,252,466.89	3,382,566	0	0	-	-
	BROWN UNIT 2	02-2019	70-R4	*	(4)	573,582.12	596,525	0	0	-	-
	BROWN UNIT 3	06-2028	70-R4	*	(4)	16,028,996.37	7,224,123	9,446,033	1,188,419	7.41	7.9
	BROWN UNIT 1, 2 AND 3 SCRUBBER	06-2028	70-R4	*	(4)	29,324,457.10	10,389,867	20,107,568	2,513,446	8.57	8.0
	GHEUNT UNIT 1 SCRUBBER	06-2034	70-R4	*	(7)	12,223,379.51	6,951,331	6,127,685	438,368	3.59	14.0
	GHEUNT UNIT 1	06-2034	70-R4	*	(7)	13,719,112.62	8,795,425	5,884,026	426,215	3.11	13.8
	GHEUNT UNIT 2	06-2034	70-R4	*	(7)	21,943,434.37	11,522,428	11,957,047	863,812	3.94	13.8
	GHEUNT UNIT 3	06-2037	70-R4	*	(7)	33,509,060.03	26,572,938	9,281,756	565,558	1.69	16.4
	GHEUNT UNIT 4	06-2037	70-R4	*	(7)	52,634,601.80	22,253,545	34,065,479	2,028,460	3.85	16.8
	GHEUNT UNIT 2 SCRUBBER	06-2034	70-R4	*	(7)	951,198.87	383,184	634,599	45,362	4.77	14.0
	GHEUNT UNIT 3 SCRUBBER	06-2037	70-R4	*	(7)	12,041,998.28	5,575,078	7,309,860	431,224	3.58	17.0
	GHEUNT UNIT 4 SCRUBBER	06-2037	70-R4	*	(7)	15,148,041.55	5,031,760	11,176,644	658,612	4.35	17.0
	TOTAL ACCOUNT 315 - ACCESSORY ELECTRIC EQUIPMENT					258,965,054.04	120,980,497	157,493,609	10,118,222	3.91	15.6
316.00	MISCELLANEOUS POWER PLANT EQUIPMENT										
	TRIMBLE COUNTY UNIT 2	06-2066	70-R1.5	*	(13)	7,631,763.98	1,065,766	7,558,127	184,304	2.41	41.0
	SYSTEM LABORATORY	06-2040	70-R1.5	*	(1)	4,048,517.93	1,190,089	2,898,914	151,150	3.73	19.2
	BROWN UNIT 1	02-2019	70-R1.5	*	(4)	68,560.92	71,303	0	0	-	-
	BROWN UNIT 2	02-2019	70-R1.5	*	(4)	65,561.27	68,184	0	0	-	-
	BROWN UNIT 3	06-2028	70-R1.5	*	(4)	7,055,459.66	3,561,568	3,776,110	480,555	6.81	7.9
	GHEUNT UNIT 1 SCRUBBER	06-2034	70-R1.5	*	(7)	962,012.25	927,221	102,132	7,567	0.79	13.5
	GHEUNT UNIT 1	06-2034	70-R1.5	*	(7)	1,749,100.53	1,623,519	248,019	18,480	1.06	13.4
	GHEUNT UNIT 2	06-2034	70-R1.5	*	(7)	1,586,836.68	1,468,488	229,427	17,184	1.08	13.4
	GHEUNT UNIT 3	06-2037	70-R1.5	*	(7)	3,760,163.18	2,827,966	1,195,409	74,286	1.98	16.1
	GHEUNT UNIT 4	06-2037	70-R1.5	*	(7)	13,277,145.73	4,623,857	9,582,689	584,316	4.40	16.4
	TOTAL ACCOUNT 316 - MISCELLANEOUS POWER PLANT EQUIPMENT					40,205,122.13	17,427,961	25,590,827	1,517,842	3.78	16.9
	TOTAL STEAM PRODUCTION PLANT					5,265,473,270.40	1,815,669,503	3,842,812,314	259,916,789	4.94	
	HYDROELECTRIC PRODUCTION PLANT										
330.10	LAND RIGHTS										
	DIX DAM	06-2041	100-S4	*	0	855,636.47	855,636	0	0	-	-
	TOTAL ACCOUNT 330.1 - LAND RIGHTS					855,636.47	855,636	0	0	-	-
331.00	STRUCTURES AND IMPROVEMENTS										
	DIX DAM	06-2041	85-S2.5	*	(2)	4,526,614.19	526,792	4,090,354	197,069	4.35	20.8
	TOTAL ACCOUNT 331 - STRUCTURES AND IMPROVEMENTS					4,526,614.19	526,792	4,090,354	197,069	4.35	20.8
332.00	RESERVOIRS, DAMS AND WATERWAYS										
	DIX DAM	06-2041	110-S2.5	*	(2)	21,884,444.86	10,603,722	11,718,412	565,007	2.58	20.7
	TOTAL ACCOUNT 332 - RESERVOIRS, DAMS AND WATERWAYS					21,884,444.86	10,603,722	11,718,412	565,007	2.58	20.7
333.00	WATER WHEELS, TURBINES AND GENERATORS										
	DIX DAM	06-2041	75-R3	*	(2)	14,046,741.58	3,202,719	11,124,957	536,028	3.82	20.8
	TOTAL ACCOUNT 333 - WATER WHEELS, TURBINES AND GENERATORS					14,046,741.58	3,202,719	11,124,957	536,028	3.82	20.8
334.00	ACCESSORY ELECTRIC EQUIPMENT										
	DIX DAM	06-2041	40-L2.5	*	(2)	1,360,647.15	384,781	1,003,079	52,460	3.86	19.1
	TOTAL ACCOUNT 334 - ACCESSORY ELECTRIC EQUIPMENT					1,360,647.15	384,781	1,003,079	52,460	3.86	19.1

KENTUCKY UTILITIES COMPANY

TABLE 1. SUMMARY OF ESTIMATED SURVIVOR CURVES, NET SALVAGE PERCENT, ORIGINAL COST, BOOK DEPRECIATION RESERVE AND CALCULATED ANNUAL DEPRECIATION ACCRUALS RELATED TO ELECTRIC PLANT AS OF JUNE 30, 2020

ACCOUNT (1)	PROBABLE RETIREMENT DATE (2)	SURVIVOR CURVE (3)	NET SALVAGE PERCENT (4)	ORIGINAL COST (5)	BOOK DEPRECIATION RESERVE (6)	FUTURE ACCRUALS (7)	CALCULATED ANNUAL		COMPOSITE REMAINING LIFE (10)=(7)/(8)	
							ACCRUAL AMOUNT (8)	ACCRUAL RATE (9)=(8)/(5)		
335.00	MISCELLANEOUS POWER PLANT EQUIPMENT DIX DAM	06-2041	45-S0 *	(2)	329,374.18	174,515	161,447	9,653	2.93	16.7
	<i>TOTAL ACCOUNT 335 - MISCELLANEOUS POWER PLANT EQUIPMENT</i>				329,374.18	174,515	161,447	9,653	2.93	16.7
336.00	ROADS, RAILROADS AND BRIDGES DIX DAM	06-2041	65-R4 *	(2)	198,899.83	65,363	137,515	6,773	3.41	20.3
	<i>TOTAL ACCOUNT 336 - ROADS, RAILROADS AND BRIDGES</i>				198,899.83	65,363	137,515	6,773	3.41	20.3
	TOTAL HYDROELECTRIC PRODUCTION PLANT				43,202,358.26	15,813,528	28,235,764	1,366,990	3.16	
	OTHER PRODUCTION PLANT									
340.10	LAND RIGHTS BROWN CT PIPELINE	06-2041	SQUARE *	0	176,409.31	134,050	42,359	2,018	1.14	21.0
	<i>TOTAL ACCOUNT 340.1 - LAND RIGHTS</i>				176,409.31	134,050	42,359	2,018	1.14	21.0
341.00	STRUCTURES AND IMPROVEMENTS CANE RUN CC 7	06-2055	55-R2.5 *	(10)	50,851,902.40	6,863,332	49,073,761	1,497,327	2.94	32.8
	TRIMBLE COUNTY CT 5	06-2042	55-R2.5 *	(8)	3,740,231.32	2,357,163	1,682,287	81,800	2.19	20.6
	TRIMBLE COUNTY CT 6	06-2042	55-R2.5 *	(8)	3,588,684.24	2,265,113	1,610,666	78,373	2.18	20.6
	TRIMBLE COUNTY CT 7	06-2044	55-R2.5 *	(8)	3,559,154.97	2,025,233	1,818,654	81,190	2.28	22.4
	TRIMBLE COUNTY CT 8	06-2044	55-R2.5 *	(8)	3,548,851.71	2,019,371	1,813,389	80,955	2.28	22.4
	TRIMBLE COUNTY CT 9	06-2044	55-R2.5 *	(8)	3,655,976.41	2,072,619	1,875,836	83,743	2.29	22.4
	TRIMBLE COUNTY CT 10	06-2044	55-R2.5 *	(8)	4,414,423.76	2,136,052	2,631,526	116,232	2.63	22.6
	BROWN CT 5	06-2041	55-R2.5 *	(6)	1,053,014.69	473,729	642,467	32,063	3.04	20.0
	BROWN CT 6	06-2039	55-R2.5 *	(6)	222,026.00	113,800	121,548	6,668	3.00	18.2
	BROWN CT 7	06-2039	55-R2.5 *	(6)	555,992.76	381,022	208,330	11,648	2.09	17.9
	BROWN CT 8	06-2035	55-R2.5 *	(6)	2,012,654.95	1,766,591	366,823	25,984	1.29	14.1
	BROWN CT 9	06-2034	55-R2.5 *	(6)	4,660,156.04	3,685,914	1,253,851	94,629	2.03	13.3
	BROWN CT 10	06-2035	55-R2.5 *	(6)	1,865,718.20	1,444,909	532,752	37,733	2.02	14.1
	BROWN CT 11	06-2036	55-R2.5 *	(6)	1,919,015.13	1,566,407	467,749	30,891	1.61	15.1
	BROWN SOLAR	06-2041	40-S3 *	(3)	1,443,810.04	212,217	1,274,907	61,412	4.25	20.8
	HAEFLING UNITS 1, 2 AND 3	06-2025	55-R2.5 *	(12)	291,451.55	282,196	44,230	8,954	3.07	4.9
	PADDY'S RUN GENERATOR 13	06-2041	55-R2.5 *	(6)	2,198,885.41	1,323,639	1,007,180	50,818	2.31	19.8
	SIMPSONVILLE SOLAR	06-2044	40-S3 *	(1)	800,780.88	28,242	780,547	32,851	4.10	23.8
	<i>TOTAL ACCOUNT 341 - STRUCTURES AND IMPROVEMENTS</i>				90,382,730.46	31,017,549	67,206,503	2,413,271	2.67	27.8
342.00	FUEL HOLDERS, PRODUCERS AND ACCESSORIES CANE RUN CC 7	06-2055	50-R2 *	(10)	6,595,518.10	4,068,869	3,186,201	100,887	1.53	31.6
	CANE RUN PIPELINE	06-2055	50-R2 *	(10)	23,410,569.22	3,480,724	22,270,902	705,669	3.01	31.6
	PADDY'S RUN CT PIPELINE	06-2041	50-R2 *	(6)	6,851,592.10	793,573	6,469,115	321,207	4.69	20.1
	TRIMBLE COUNTY CT 5	06-2042	50-R2 *	(8)	239,584.43	151,371	107,380	5,404	2.26	19.9
	TRIMBLE COUNTY CT 6	06-2042	50-R2 *	(8)	239,245.54	151,169	107,216	5,395	2.26	19.9
	TRIMBLE COUNTY CT PIPELINE	06-2044	50-R2 *	(8)	5,641,750.82	3,057,552	3,035,539	139,590	2.47	21.7
	TRIMBLE COUNTY CT 7	06-2044	50-R2 *	(8)	578,059.38	329,545	294,759	13,621	2.36	21.6
	TRIMBLE COUNTY CT 8	06-2044	50-R2 *	(8)	576,385.74	328,591	293,906	13,582	2.36	21.6
	TRIMBLE COUNTY CT 9	06-2044	50-R2 *	(8)	593,786.01	337,525	303,764	14,037	2.36	21.6
	TRIMBLE COUNTY CT 10	06-2044	50-R2 *	(8)	787,212.60	366,939	483,251	21,939	2.39	22.0
	BROWN CT 5	06-2041	50-R2 *	(6)	795,787.89	435,928	407,607	21,146	2.66	19.3
	BROWN CT 6	06-2039	50-R2 *	(6)	993,493.11	429,833	623,270	34,339	3.46	18.2
	BROWN CT 7	06-2039	50-R2 *	(6)	959,028.11	423,482	593,088	32,700	3.41	18.1
	BROWN CT 8	06-2035	50-R2 *	(6)	263,045.52	199,653	79,175	5,476	2.08	14.5
	BROWN CT 9	06-2034	50-R2 *	(6)	3,155,168.57	1,795,375	1,549,104	116,293	3.69	13.3
	BROWN CT 10	06-2035	50-R2 *	(6)	282,445.64	137,461	161,931	11,229	3.98	14.4
	BROWN CT 11	06-2036	50-R2 *	(6)	301,560.87	187,775	131,880	8,603	2.85	15.3
	BROWN CT PIPELINE	06-2041	50-R2 *	(6)	8,346,665.98	6,348,974	2,498,492	136,741	1.64	18.3
	HAEFLING UNITS 1, 2 AND 3	06-2025	50-R2 *	(12)	496,457.67	439,127	116,906	23,562	4.75	5.0
	PADDY'S RUN GENERATOR 13	06-2041	50-R2 *	(6)	1,977,968.08	1,256,991	839,655	44,201	2.23	19.0
	<i>TOTAL ACCOUNT 342 - FUEL HOLDERS, PRODUCERS AND ACCESSORIES</i>				63,085,325.38	24,720,457	43,553,141	1,775,621	2.81	24.5
343.00	PRIME MOVERS CANE RUN CC 7	06-2055	40-R1.5 *	(10)	271,383,248.65	23,490,766	275,030,808	9,481,171	3.49	29.0
	TRIMBLE COUNTY CT 5	06-2042	40-R1.5 *	(8)	36,440,838.66	19,076,162	20,279,944	1,078,444	2.96	18.9
	TRIMBLE COUNTY CT 6	06-2042	40-R1.5 *	(8)	34,746,351.80	19,122,536	18,403,524	965,910	2.84	18.7
	TRIMBLE COUNTY CT 7	06-2044	40-R1.5 *	(8)	26,735,721.63	12,569,288	16,305,311	798,499	2.99	20.4
	TRIMBLE COUNTY CT 8	06-2044	40-R1.5 *	(8)	25,385,572.68	12,843,344	14,573,074	720,537	2.84	20.2
	TRIMBLE COUNTY CT 9	06-2044	40-R1.5 *	(8)	25,404,027.00	13,102,216	14,334,133	708,567	2.79	20.2
	TRIMBLE COUNTY CT 10	06-2044	40-R1.5 *	(8)	25,996,969.38	13,131,439	14,945,288	735,715	2.83	20.3

KENTUCKY UTILITIES COMPANY

TABLE 1. SUMMARY OF ESTIMATED SURVIVOR CURVES, NET SALVAGE PERCENT, ORIGINAL COST, BOOK DEPRECIATION RESERVE AND CALCULATED ANNUAL DEPRECIATION ACCRUALS RELATED TO ELECTRIC PLANT AS OF JUNE 30, 2020

ACCOUNT	PROBABLE RETIREMENT DATE	SURVIVOR CURVE	NET SALVAGE PERCENT	ORIGINAL COST	BOOK DEPRECIATION RESERVE	FUTURE ACCRUALS	CALCULATED ANNUAL		COMPOSITE REMAINING LIFE
							ACCRAUAL AMOUNT	ACCRAUAL RATE	
(1)	(2)	(3)	(4)	(5)	(6)	(7)	(8)	(9)=(8)/(5)	(10)=(7)/(8)
BROWN CT 5	06-2041	40-R1.5	*	16,691,313.75	8,330,574	9,362,219	511,612	3.07	18.3
BROWN CT 6	06-2039	40-R1.5	*	43,034,791.91	19,450,048	26,166,831	1,544,488	3.59	16.9
BROWN CT 7	06-2039	40-R1.5	*	32,214,803.19	21,060,936	13,086,755	803,214	2.49	16.3
BROWN CT 8	06-2035	40-R1.5	*	26,681,256.47	21,580,721	6,701,411	500,210	1.87	13.4
BROWN CT 9	06-2034	40-R1.5	*	28,833,202.47	17,319,900	13,243,295	1,046,387	3.63	12.7
BROWN CT 10	06-2035	40-R1.5	*	25,934,235.14	14,961,883	12,528,406	925,614	3.57	13.5
BROWN CT 11	06-2036	40-R1.5	*	42,711,831.42	28,499,423	16,775,118	1,163,107	2.72	14.4
PADDY'S RUN GENERATOR 13	06-2041	40-R1.5	*	19,578,532.35	9,883,680	10,869,564	602,687	3.08	18.0
<i>TOTAL ACCOUNT 343 - PRIME MOVERS</i>				681,772,696.50	254,422,896	482,605,681	21,606,162	3.17	22.3
344.00	<i>GENERATORS</i>								
CANE RUN CC 7	06-2055	60-S1.5	**	62,784,586.92	10,831,929	58,231,117	1,758,259	2.80	33.1
TRIMBLE COUNTY CT 5	06-2042	60-S1.5	**	4,001,968.45	2,350,314	1,971,812	95,485	2.39	20.7
TRIMBLE COUNTY CT 6	06-2042	60-S1.5	**	3,905,587.36	2,253,998	1,964,036	95,129	2.44	20.6
TRIMBLE COUNTY CT 7	06-2044	60-S1.5	**	3,065,508.07	1,599,516	1,711,233	75,991	2.48	22.5
TRIMBLE COUNTY CT 8	06-2044	60-S1.5	**	3,053,037.79	1,592,676	1,704,605	75,696	2.48	22.5
TRIMBLE COUNTY CT 9	06-2044	60-S1.5	**	3,483,804.51	1,157,277	2,605,232	114,336	3.28	22.8
TRIMBLE COUNTY CT 10	06-2044	60-S1.5	**	3,315,657.60	1,664,621	1,916,289	84,754	2.56	22.6
BROWN CT 5	06-2041	60-S1.5	*	3,010,557.55	1,725,296	1,465,895	74,088	2.46	19.8
BROWN CT 6	06-2039	60-S1.5	*	3,322,577.00	2,150,436	1,371,496	77,254	2.33	17.8
BROWN CT 7	06-2039	60-S1.5	*	3,872,959.03	2,421,604	1,683,733	93,751	2.42	18.0
BROWN CT 8	06-2035	60-S1.5	*	5,069,346.85	4,244,200	1,129,308	79,754	1.57	14.2
BROWN CT 9	06-2034	60-S1.5	*	5,572,385.96	4,199,493	1,707,236	129,193	2.32	13.2
BROWN CT 10	06-2035	60-S1.5	*	4,990,266.62	3,527,188	1,762,495	124,401	2.49	14.2
BROWN CT 11	06-2036	60-S1.5	*	5,729,889.99	3,904,497	2,169,186	141,779	2.47	15.3
BROWN SOLAR	06-2041	25-S2.5	*	13,068,659.23	2,453,825	11,006,894	605,107	4.63	18.2
HAEFLING UNITS 1, 2 AND 3	06-2025	60-S1.5	**	2,682,135.68	2,850,466	153,526	32,255	1.20	4.8
PADDY'S RUN GENERATOR 13	06-2041	60-S1.5	*	5,326,518.41	2,805,560	2,840,550	143,870	2.70	19.7
SIMPSONVILLE SOLAR	06-2044	25-S2.5	*	617,033.17	23,801	599,403	28,036	4.54	21.4
OTHER SOLAR		25-S2.5	(10)	248,072.16	4,736	268,143	10,834	4.37	24.8
<i>TOTAL ACCOUNT 344 - GENERATORS</i>				137,120,552.35	51,761,433	96,262,189	3,839,952	2.80	25.1
345.00	<i>ACCESSORY ELECTRIC EQUIPMENT</i>								
CANE RUN CC 7	06-2055	55-R3	*	24,588,243.87	3,431,542	23,615,526	706,484	2.87	33.4
TRIMBLE COUNTY CT 5	06-2042	55-R3	*	1,895,409.75	1,043,887	1,003,156	47,767	2.52	21.0
TRIMBLE COUNTY CT 6	06-2042	55-R3	*	4,576,825.36	2,504,538	2,438,433	116,793	2.55	20.9
TRIMBLE COUNTY CT 7	06-2044	55-R3	*	3,691,212.54	1,874,865	2,111,645	92,339	2.50	22.9
TRIMBLE COUNTY CT 8	06-2044	55-R3	*	3,322,731.71	1,784,103	1,804,447	79,280	2.39	22.8
TRIMBLE COUNTY CT 9	06-2044	55-R3	*	3,246,960.53	1,817,473	1,689,244	74,395	2.29	22.7
TRIMBLE COUNTY CT 10	06-2044	55-R3	*	10,726,602.87	4,196,556	7,388,175	319,986	2.98	23.1
BROWN CT 5	06-2041	55-R3	*	2,310,232.75	1,431,833	1,017,014	51,184	2.22	19.9
BROWN CT 6	06-2039	55-R3	*	2,218,578.52	1,388,628	963,065	53,006	2.39	18.2
BROWN CT 7	06-2039	55-R3	*	2,261,318.53	1,361,194	1,035,804	56,862	2.51	18.2
BROWN CT 8	06-2035	55-R3	*	3,343,018.44	2,536,476	1,007,124	69,657	2.08	14.5
BROWN CT 9	06-2034	55-R3	*	4,722,165.15	3,225,387	1,780,108	132,248	2.80	13.5
BROWN CT 10	06-2035	55-R3	*	3,245,891.87	2,172,924	1,267,721	88,289	2.72	14.4
BROWN CT 11	06-2036	55-R3	*	2,454,258.42	1,903,041	698,473	45,050	1.84	15.5
BROWN SOLAR	06-2041	45-R2.5	*	445,469.72	94,409	364,425	18,005	4.04	20.2
HAEFLING UNITS 1, 2 AND 3	06-2025	55-R3	**	816,263.41	742,060	172,155	34,501	4.23	5.0
PADDY'S RUN GENERATOR 13	06-2041	55-R3	*	2,499,650.62	1,577,802	1,071,828	53,881	2.16	19.9
SIMPSONVILLE SOLAR	06-2044	45-R2.5	*	329,568.03	599	332,265	14,359	4.36	23.1
OTHER SOLAR		45-R2.5	(5)	155,657.54	1,943	161,497	3,608	2.32	44.8
<i>TOTAL ACCOUNT 345 - ACCESSORY ELECTRIC EQUIPMENT</i>				76,850,059.63	33,089,260	49,922,105	2,057,694	2.68	24.3
346.00	<i>MISCELLANEOUS POWER PLANT EQUIPMENT</i>								
CANE RUN CC 7	06-2055	45-R2.5	*	3,249,199.52	383,685	3,190,434	101,529	3.12	31.4
TRIMBLE COUNTY CT 5	06-2042	45-R2.5	**	28,963.63	18,102	13,179	653	2.25	20.2
TRIMBLE COUNTY CT 7	06-2044	45-R2.5	**	8,888.93	5,214	4,366	206	2.32	21.3
TRIMBLE COUNTY CT 8	06-2044	45-R2.5	**	8,861.01	5,197	4,373	206	2.32	21.2
TRIMBLE COUNTY CT 9	06-2044	45-R2.5	**	9,113.52	5,329	4,514	212	2.33	21.3
TRIMBLE COUNTY CT 10	06-2044	45-R2.5	**	41,868.51	19,887	25,331	1,146	2.74	22.1

KENTUCKY UTILITIES COMPANY

TABLE 1. SUMMARY OF ESTIMATED SURVIVOR CURVES, NET SALVAGE PERCENT, ORIGINAL COST, BOOK DEPRECIATION RESERVE AND CALCULATED ANNUAL DEPRECIATION ACCRUALS RELATED TO ELECTRIC PLANT AS OF JUNE 30, 2020

ACCOUNT (1)	PROBABLE RETIREMENT DATE (2)	SURVIVOR CURVE (3)	NET SALVAGE PERCENT (4)	ORIGINAL COST (5)	BOOK DEPRECIATION RESERVE (6)	FUTURE ACCRUALS (7)	CALCULATED ANNUAL		COMPOSITE REMAINING LIFE (10)=(7)/(8)
							ACCRUAL AMOUNT (8)	ACCRUAL RATE (9)=(8)/(5)	
BROWN CT 5	06-2041	45-R2.5	*	2,112,385.83	1,418,209	820,920	44,083	2.09	18.6
BROWN CT 6	06-2039	45-R2.5	*	118,067.98	52,843	72,309	3,986	3.38	18.1
BROWN CT 7	06-2039	45-R2.5	*	83,161.41	42,374	45,777	2,531	3.04	18.1
BROWN CT 8	06-2035	45-R2.5	*	335,415.82	251,605	103,936	7,349	2.19	14.1
BROWN CT 9	06-2034	45-R2.5	*	841,612.82	580,838	311,272	24,008	2.85	13.0
BROWN CT 10	06-2035	45-R2.5	*	237,307.12	169,106	82,440	6,093	2.57	13.5
BROWN CT 11	06-2036	45-R2.5	*	560,127.19	398,372	195,363	13,120	2.34	14.9
BROWN SOLAR	06-2041	40-R2.5	*	424,778.28	65,241	372,281	18,586	4.38	20.0
HAEFLING UNITS 1, 2 AND 3	06-2025	45-R2.5	*	112,095.22	96,220	29,327	5,898	5.26	5.0
PADDY'S RUN GENERATOR 13	06-2041	45-R2.5	*	1,097,040.45	732,425	430,438	23,089	2.10	18.6
SIMPSONVILLE SOLAR	06-2044	40-R2.5	*	30,340.85	54	30,590	1,335	4.40	22.9
TOTAL ACCOUNT 346 - MISCELLANEOUS POWER PLANT EQUIPMENT				9,299,228.09	4,244,701	5,736,870	254,030	2.73	22.6
TOTAL OTHER PRODUCTION PLANT				1,058,687,001.72	399,390,346	745,328,848	31,948,748	3.02	
TRANSMISSION PLANT									
350.10	LAND RIGHTS	75-R3	0	29,552,045.48	18,230,717	11,321,328	225,198	0.76	50.3
352.10	STRUCTURES AND IMPROVEMENTS	70-R3	(30)	33,746,002.77	8,267,389	35,602,415	616,151	1.83	57.8
353.10	STATION EQUIPMENT	60-R1.5	(15)	362,248,905.12	83,734,890	332,851,351	6,813,041	1.88	48.9
353.20	STATION EQUIPMENT - SYSTEM CONTROL/COMMUNICATION	32-S1.5	(15)	1,138,590.55	1,251,881	57,498	3,385	0.30	17.0
354.00	TOWERS AND FIXTURES	70-R4	(50)	77,967,975.88	54,271,322	62,680,642	1,560,551	2.00	40.2
355.00	POLES AND FIXTURES	54-R2	(80)	450,330,350.78	88,419,343	722,175,288	15,691,623	3.48	46.0
356.00	OVERHEAD CONDUCTORS AND DEVICES	70-R2.5	(80)	228,934,133.38	121,815,399	290,266,041	5,645,755	2.47	51.4
357.00	UNDERGROUND CONDUIT	55-R4	0	618,493.81	206,431	412,063	10,038	1.62	41.1
358.00	UNDERGROUND CONDUCTORS AND DEVICES	50-R2.5	(5)	1,234,968.26	885,622	411,095	11,887	0.96	34.6
TOTAL TRANSMISSION PLANT				1,185,771,466.03	377,082,994	1,455,777,721	30,577,629	2.58	
DISTRIBUTION PLANT									
360.10	LAND RIGHTS	75-R4	0	2,613,745.11	1,521,583	1,092,162	18,687	0.71	58.4
361.00	STRUCTURES AND IMPROVEMENTS	65-R2.5	(30)	24,453,464.59	3,321,519	28,467,985	495,945	2.03	57.4
362.00	STATION EQUIPMENT	57-R1.5	(20)	259,387,332.02	58,520,012	252,744,786	5,422,093	2.09	46.6
364.00	POLES, TOWERS, AND FIXTURES	54-R1.5	(50)	451,578,916.41	178,929,901	498,438,474	11,531,146	2.55	43.2
365.00	OVERHEAD CONDUCTORS AND DEVICES	45-R1	(30)	449,079,449.15	104,432,586	479,370,698	13,832,940	3.08	34.7
366.00	UNDERGROUND CONDUIT	50-R4	(5)	2,524,055.84	1,089,070	1,561,189	60,004	2.38	26.0
367.00	UNDERGROUND CONDUCTORS AND DEVICES	45-R2.5	(10)	218,996,569.31	56,303,489	184,592,737	5,382,798	2.46	34.3
368.00	LINE TRANSFORMERS	46-R2	(5)	329,001,554.34	154,030,285	191,421,347	6,165,872	1.87	31.0
369.00	SERVICES	48-R1.5	(40)	131,194,897.17	67,598,188	116,074,668	3,391,250	2.58	34.2
370.00	METERS	46-R1	*	64,525,347.18	34,497,040	30,028,307	3,417,916	5.30	8.8
370.01	METERS - AMS	15-S2.5	0	2,928,714.98	433,210	2,495,505	244,108	8.33	10.2
370.11	METERS - AMI	15-S2.5	0	770.41	82	688	53	6.88	13.0
370.20	METERS - CT AND PT	18-S3	0	11,549,574.40	6,136,397	5,413,177	1,463,231	12.67	3.7
371.01	INSTALLATIONS ON CUSTOMERS' PREMISES - EV CHARGING STATIONS	10-S3	0	159,233.81	15,336	143,898	15,989	10.04	9.0
373.00	STREET LIGHTING AND SIGNAL SYSTEMS	29-L0.5	(10)	135,245,468.34	48,376,479	100,393,536	4,616,266	3.41	21.7
TOTAL DISTRIBUTION PLANT				2,083,239,093.06	715,205,177	1,892,239,157	56,058,298	2.69	
GENERAL PLANT									
390.10	STRUCTURES AND IMPROVEMENTS - OWNED PROPERTY	49-S0	(15)	79,952,897.07	15,023,337	76,922,495	1,971,415	2.47	39.0
390.20	STRUCTURES AND IMPROVEMENTS - LEASEHOLD IMPROVEMENTS	37-R1	(10)	25,046.09	12,538	15,013	870	3.47	17.3
391.10	OFFICE FURNITURE AND EQUIPMENT	20-SQ	0	13,005,372.14	6,028,173	6,977,199	525,734	4.04	13.3
391.20	NON PC COMPUTER EQUIPMENT	5-SQ	0	26,951,985.79	12,490,167	14,461,819	5,098,601	18.92	2.8
391.31	PERSONAL COMPUTERS	4-SQ	0	6,521,661.06	1,663,928	4,857,733	2,375,819	36.43	2.0
TRANSPORTATION EQUIPMENT									
392.00	CARS AND LIGHT TRUCKS	16-S1.5	0	2,081,534.58	779,071	1,302,464	105,168	5.05	12.4
392.10	HEAVY TRUCKS AND OTHER	14-L2.5	0	6,509,482.14	3,625,989	2,883,493	313,764	4.82	9.2
TOTAL TRANSPORTATION EQUIPMENT				8,591,016.72	4,405,060	4,185,957	418,932	4.88	
393.00	STORES EQUIPMENT	25-SQ	0	892,571.77	440,725	451,847	28,417	3.18	15.9
394.00	TOOLS, SHOP AND GARAGE EQUIPMENT	25-SQ	0	15,658,384.10	5,415,922	10,242,462	618,721	3.95	16.6
POWER OPERATED EQUIPMENT									
396.10	LARGE MACHINERY	17-L5	0	4,942,427.89	1,438,770	3,503,658	273,029	5.52	12.8
396.20	OTHER	17-L5	0	1,044,051.11	349,060	694,991	52,074	4.99	13.3
TOTAL POWER OPERATED EQUIPMENT				5,986,479.00	1,787,830	4,198,649	325,103	5.43	

KENTUCKY UTILITIES COMPANY

TABLE 1. SUMMARY OF ESTIMATED SURVIVOR CURVES, NET SALVAGE PERCENT, ORIGINAL COST, BOOK DEPRECIATION RESERVE AND CALCULATED ANNUAL DEPRECIATION ACCRUALS RELATED TO ELECTRIC PLANT AS OF JUNE 30, 2020

ACCOUNT (1)	PROBABLE RETIREMENT DATE (2)	SURVIVOR CURVE (3)	NET SALVAGE PERCENT (4)	ORIGINAL COST (5)	BOOK DEPRECIATION RESERVE (6)	FUTURE ACCRUALS (7)	CALCULATED ANNUAL		COMPOSITE REMAINING LIFE (10)=(7)/(8)
							ACCRUAL AMOUNT (8)	ACCRUAL RATE (9)=(8)/(5)	
397.00	COMMUNICATION EQUIPMENT								
397.10	MICROWAVE, FIBER AND OTHER	19-L4	0	35,825,398.49	15,181,416	20,643,982	1,692,395	4.72	12.2
397.20	RADIO AND TELEPHONE	10-SQ	0	24,324,169.34	14,917,131	9,407,038	1,439,932	5.92	6.5
	DSM	10-SQ	0	7,606,691.11	4,261,154	3,345,537	1,672,336	21.99	2.0
	TOTAL COMMUNICATION EQUIPMENT			67,756,258.94	34,359,701	33,396,557	4,804,663	7.09	
	TOTAL GENERAL PLANT			225,341,672.68	81,627,381	155,709,731	16,168,275	7.18	
	TOTAL DEPRECIABLE PLANT			9,951,107,161.63	3,447,024,271	8,167,260,493	410,490,151	4.13	
	NONDEPRECIABLE PLANT								
301.00	ORGANIZATION			44,455.58					
310.20	LAND			24,987,391.84					
317.07	ARO STEAM PRODUCTION- EQUIPMENT			17,559,790.99	4,058,062				
317.08	ARO STEAM PRODUCTION - CCR			151,787,794.16	100,498,428				
337.07	ARO HYDRAULIC PRODUCTION			645,787.99	82,310				
340.20	LAND			718,103.59					
347.07	ARO OTHER PRODUCTION			406,991.12	103,751				
350.20	LAND			2,362,496.70					
359.15	ARO TRANSMISSION (L/B)			38,195.86	8,121				
359.17	ARO TRANSMISSION (EQUIPMENT)			216,121.55	102,107				
360.20	LAND			6,371,966.21					
374.05	ARO DISTRIBUTION (L/B)			484,890.78	62,985				
374.07	ARO DISTRIBUTION (EQUIPMENT)			25,485.32	69,412				
389.20	LAND			3,584,414.48					
	TOTAL NONDEPRECIABLE PLANT			209,233,885.17	104,985,176				
	TOTAL ELECTRIC PLANT			10,160,341,046.80	3,552,009,447	8,167,260,493	410,490,151		

* LIFE SPAN PROCEDURE IS USED. CURVE SHOWN IS INTERIM SURVIVOR CURVE

** ANNUAL DEPRECIATION EXPENSE SHOWN WILL BE BOOKED UNTIL JULY 1, 2021, THEN THE FOLLOWING RATE WILL BE APPLIED UNTIL THE END OF THE LIFE FOR THE ASH POND

ASH POND LOCATION	RATE
TRIMBLE COUNTY UNIT 2 BOTTOM ASH POND	2.20
TRIMBLE COUNTY UNIT 2 GYPSUM ASH POND	2.16
BROWN UNIT 1 ASH POND	0.00
BROWN UNIT 3 ASH POND	2.57
GHENT UNIT 1 ASH POND	0.20
GHENT UNIT 4 ASH POND	3.71
GHENT UNIT 2 SCRUBBER ASH POND	0.00

*** NEW AMI SOFTWARE RELATED ASSETS PLACED IN SERVICE AFTER JUNE 30, 2020 WILL HAVE A LIFE OF 15 YEARS AND A RATE OF 6.67%



Excellence Delivered **As Promised**

Gannett Fleming Valuation and Rate Consultants, LLC

LG&E and KU Services Company
Attn: Sara Wiseman
P.O. Box 32010
Louisville, KY 40232-7100

ACH/EFT Payment Information:
ABA: 031312738
Account No.: 5003165655
Account Name: Gannett Fleming

Check Payment Information:
Gannett Fleming Valuation and Rate Consultants, LLC
PO Box 829160
Philadelphia, PA 19182-9160

Project: 066193
Invoice No: 066193*5703
Invoice Date: December 18, 2020

Federal EIN: 46-4413705
Send Remit Info: AccountsReceivable@gfnet.com

Note: TO PREVENT IMPOSTER FRAUD. If you receive any notification of a change in payment instructions, you should call our Accounts Receivable department at 717-763-7211 to verify the authenticity of the change. We cannot be held responsible for a misdirected payment as a result of your not confirming authenticity of requested changes to payment instructions or "imposter hacks" to your system.

Invoice Period: October 24, 2020 through December 18, 2020

Project Manager : John J. Spanos **jspanos@gfnet.com**

Contract No. 152967- Depreciation Studies of LG&E and KU Services Company

Summary of Current Charges

Phase 100	- DEPR - LG&E - ELECTRIC	\$	1,935.41
Phase 101	- DEPR - LG&E - GAS		300.00
Phase 200	- DEPR - KENTUCKY UTILITIES		1,630.00
	Total Charges		<u>\$ 3,865.41</u>
	Total Due This Invoice		\$3,865.41

Gannett Fleming Valuation and Rate Consultants, LLC

Phase 100 -- Depr - LG&E - Electric

Labor Costs

<u>Labor Classification</u>	<u>Hours</u>	<u>Rate</u>	<u>Amount</u>
Analyst	2.00	\$ 180.00	\$ 360.00
John J. Spanos	4.50	280.00	1,260.00
Support Staff	2.50	120.00	300.00

Total Labor Costs \$ 1,920.00

Expenses

Postage, Freight & Courier Service			15.41
------------------------------------	--	--	-------

Total Expenses \$ 15.41

Total Phase -- 100 \$ 1,935.41

Phase 101 -- Depr - LG&E - Gas

Labor Costs

<u>Labor Classification</u>	<u>Hours</u>	<u>Rate</u>	<u>Amount</u>
Analyst	1.00	180.00	180.00
Support Staff	1.00	120.00	120.00

Total Labor Costs \$ 300.00

Total Phase -- 101 \$ 300.00

Phase 200 -- Depr - Kentucky Utilities

Labor Costs


<u>Labor Classification</u>	<u>Hours</u>	<u>Rate</u>	<u>Amount</u>
Analyst	1.50	180.00	270.00
John J. Spanos	4.00	280.00	1,120.00
Support Staff	2.00	120.00	240.00

Total Labor Costs \$ 1,630.00

Total Phase -- 200 \$ 1,630.00



Invoice Number	Invoice Date	Account Number	Page
7-196-78357	Nov 30, 2020		5 of 48



Ship Date: Nov 20, 2020 **Cust. Ref.:** 003-331050-066193,100 **Ref.#:**
Payer: Shipper **Ref.#:**

Fuel Surcharge - FedEx has applied a fuel surcharge of 3.50% to this shipment.
 Distance Based Pricing, Zone 4
 Package Delivered to Recipient Address - Release Authorized

Automation	INET	Sender	Recipient
Tracking ID	772138322523	Cheryl Rutter	Judy Schooler
Service Type	FedEx Standard Overnight	209 SENATE AVENUE	LG&E and KU Energy LLC
Package Type	FedEx Envelope	CAMP HILL PA 17011 US	State Regulation & Rates - 5th
Zone	04		LOUISVILLE KY 40202 US
Packages	1		
Rated Weight	N/A		
Delivered	Nov 23, 2020 11:02	Transportation Charge	37.22
Svc Area	A1	Discount	-22.33
Signed by	see above	Fuel Surcharge	0.52
FedEx Use	00000000/222/02	Total Charge	USD \$15.41
		003-331050-066193.100 Reference Subtotal	USD \$15.41



KENTUCKY UTILITIES COMPANY

TABLE 2. CALCULATION OF WEIGHTED NET SALVAGE PERCENT FOR GENERATION PLANT AS OF JUNE 30, 2020

ACCOUNT (1)	TERMINAL RETIREMENTS			INTERIM RETIREMENTS			TOTAL	TOTAL	ESTIMATED
	RETIREMENTS (\$) (2)	NET SALVAGE (%) (3)	NET SALVAGE (\$) (4)=(2)x(3)	RETIREMENTS (\$) (5)	NET SALVAGE (%) (6)	NET SALVAGE (\$) (7)=(5)x(6)	NET SALVAGE (\$) (8)=(4)+(7)	RETIREMENT (9)=(2)+(5)	NET SALVAGE (%) (10)=(8)/(9)
STEAM PRODUCTION PLANT									
<i>BROWN GENERATING STATION</i>									
311 STRUCTURES AND IMPROVEMENTS	80,641,345	(3)	(2,419,240)	717,442	(40)	(286,977)	(2,706,217)	81,358,787	(4)
312 BOILER PLANT EQUIPMENT	795,126,300	(3)	(23,853,789)	25,788,352	(30)	(7,736,506)	(31,590,295)	820,914,652	(4)
314 TURBOGENERATOR UNITS	49,508,553	(3)	(1,485,257)	2,503,830	(15)	(375,575)	(1,860,831)	52,012,383	(4)
315 ACCESSORY ELECTRIC EQUIPMENT	48,793,042	(3)	(1,463,791)	386,460	(15)	(57,969)	(1,521,760)	49,179,502	(4)
316 MISCELLANEOUS POWER PLANT EQUIPMENT	6,917,607	(3)	(207,528)	271,975	(5)	(13,599)	(221,127)	7,189,582	(4)
TOTAL BROWN GENERATING STATION	980,986,848		(29,429,605)	29,668,059		(8,470,625)	(37,900,230)	1,010,654,907	(4)
<i>GHENT GENERATING STATION</i>									
311 STRUCTURES AND IMPROVEMENTS	156,633,333	(5)	(7,831,667)	6,046,219	(40)	(2,418,488)	(10,250,154)	162,679,552	(7)
312 BOILER PLANT EQUIPMENT	2,401,032,379	(5)	(120,051,619)	218,771,478	(30)	(65,631,443)	(185,683,062)	2,619,803,858	(7)
314 TURBOGENERATOR UNITS	162,443,279	(5)	(8,122,164)	30,017,848	(15)	(4,502,677)	(12,624,841)	192,461,127	(7)
315 ACCESSORY ELECTRIC EQUIPMENT	153,510,621	(5)	(7,675,531)	8,660,206	(15)	(1,299,031)	(8,974,562)	162,170,827	(7)
316 MISCELLANEOUS POWER PLANT EQUIPMENT	19,218,637	(5)	(960,932)	2,116,622	(5)	(105,831)	(1,066,763)	21,335,258	(7)
TOTAL GHENT GENERATING STATION	2,892,838,249		(144,641,912)	265,612,373		(73,957,470)	(218,599,383)	3,158,450,622	(7)
<i>SYSTEM LABORATORY</i>									
311 STRUCTURES AND IMPROVEMENTS	1,127,600	0	0	49,661	(40)	(19,865)	(19,865)	1,177,261	(1)
312 BOILER PLANT EQUIPMENT	-	0	0	-	(30)	-	-	-	(1)
314 TURBOGENERATOR UNITS	-	0	0	-	(15)	-	-	-	(1)
315 ACCESSORY ELECTRIC EQUIPMENT	-	0	0	-	(15)	-	-	-	(1)
316 MISCELLANEOUS POWER PLANT EQUIPMENT	3,681,054	0	0	367,464	(5)	(18,373)	(18,373)	4,048,518	(1)
TOTAL SYSTEM LABORATORY	4,808,654		-	417,125		(38,238)	(38,238)	5,225,779	(1)
<i>TRIMBLE COUNTY</i>									
311 STRUCTURES AND IMPROVEMENTS	89,289,052	(7)	(6,250,234)	13,414,313	(40)	(5,365,725)	(11,615,959)	102,703,365	(13)
312 BOILER PLANT EQUIPMENT	520,840,506	(7)	(36,458,835)	238,029,384	(30)	(71,408,815)	(107,867,651)	758,869,891	(13)
314 TURBOGENERATOR UNITS	55,463,852	(7)	(3,882,470)	36,631,854	(15)	(5,494,778)	(9,377,248)	92,095,706	(13)
315 ACCESSORY ELECTRIC EQUIPMENT	35,924,897	(7)	(2,514,729)	11,690,027	(15)	(1,753,504)	(4,268,233)	47,614,725	(13)
316 MISCELLANEOUS POWER PLANT EQUIPMENT	5,631,645	(7)	(394,215)	2,000,119	(5)	(100,006)	(494,221)	7,631,764	(13)
TOTAL TRIMBLE COUNTY	707,149,754		(49,500,483)	301,765,697		(84,122,828)	(133,623,311)	1,008,915,450	(13)
TOTAL STEAM PRODUCTION PLANT	4,585,783,505		(223,572,001)	597,463,254		(166,589,161)	(390,161,162)	5,183,246,758	
HYDRAULIC PRODUCTION PLANT									
<i>DIX DAM</i>									
331 STRUCTURES AND IMPROVEMENTS	4,391,405	(1)	(43,914)	135,209	(20)	(27,042)	(70,956)	4,526,614	(2)
332 RESERVOIRS, DAMS AND WATERWAYS	20,316,766	(1)	(203,168)	1,567,678	(25)	(391,920)	(595,087)	21,884,445	(2)
333 WATER WHEELS, TURBINES AND GENERATORS	13,620,349	(1)	(136,203)	426,392	(25)	(106,598)	(242,802)	14,046,742	(2)
334 ACCESSORY ELECTRIC EQUIPMENT	1,019,125	(1)	(10,191)	341,522	(10)	(34,152)	(44,343)	1,360,647	(2)
335 MISCELLANEOUS POWER PLANT EQUIPMENT	190,664	(1)	(1,907)	138,710	(5)	(6,935)	(8,842)	329,374	(2)
336 ROADS, RAILROADS AND BRIDGES	184,969	(1)	(1,850)	13,931	0	-	(1,850)	198,900	(2)
TOTAL DIX DAM	39,723,279		(397,233)	2,623,443		(566,647)	(963,880)	42,346,722	(2)
TOTAL HYDRAULIC PRODUCTION PLANT	39,723,279		(397,233)	2,623,443		(566,647)	(963,880)	42,346,722	
OTHER PRODUCTION PLANT									
<i>BROWN CTS</i>									
341 STRUCTURES AND IMPROVEMENTS	10,764,272	(5)	(538,214)	1,524,306	(5)	(76,215)	(614,429)	12,288,578	(6)
342 FUEL HOLDERS, PRODUCERS AND ACCESSORIES	11,764,631	(5)	(588,232)	3,332,565	(5)	(166,628)	(754,860)	15,097,196	(6)
343 PRIME MOVERS	158,400,068	(5)	(7,920,003)	57,701,366	(10)	(5,770,137)	(13,690,140)	216,101,434	(6)
344 GENERATORS	27,352,858	(5)	(1,367,643)	4,215,125	(10)	(421,513)	(1,789,155)	31,567,983	(6)
345 ACCESSORY ELECTRIC EQUIPMENT	18,313,228	(5)	(915,661)	2,242,236	(5)	(112,112)	(1,027,773)	20,555,464	(6)
346 MISCELLANEOUS POWER PLANT EQUIPMENT	3,303,739	(5)	(165,187)	984,339	(2)	(19,687)	(184,874)	4,288,078	(6)
TOTAL BROWN CTS	229,898,796		(11,494,940)	69,999,937		(6,566,291)	(18,061,231)	299,898,733	(6)

KENTUCKY UTILITIES COMPANY

TABLE 2. CALCULATION OF WEIGHTED NET SALVAGE PERCENT FOR GENERATION PLANT AS OF JUNE 30, 2020

ACCOUNT (1)	TERMINAL RETIREMENTS			INTERIM RETIREMENTS			TOTAL	TOTAL RETIREMENT (9)=(2)+(5)	ESTIMATED NET SALVAGE (%) (10)=(8)/(9)
	RETIREMENTS (\$) (2)	NET SALVAGE (%) (3)	NET SALVAGE (\$) (4)=(2)x(3)	RETIREMENTS (\$) (5)	NET SALVAGE (%) (6)	NET SALVAGE (\$) (7)=(5)x(6)	NET SALVAGE (\$) (8)=(4)+(7)		
<i>BROWN SOLAR</i>									
341 STRUCTURES AND IMPROVEMENTS	1,361,178	(1)	(13,612)	82,632	(5)	(4,132)	(17,743)	1,443,810	(3)
344 GENERATORS	8,985,822	(1)	(89,858)	4,082,837	(10)	(408,284)	(498,142)	13,068,659	(3)
345 ACCESSORY ELECTRIC EQUIPMENT	403,875	(1)	(4,039)	41,595	(5)	(2,080)	(6,119)	445,470	(3)
346 MISCELLANEOUS POWER PLANT EQUIPMENT	352,161	(1)	(3,522)	72,617	(2)	(1,452)	(4,974)	424,778	(3)
TOTAL BROWN SOLAR	11,103,036		(111,030)	4,279,682		(415,947)	(526,978)	15,382,717	(3)
<i>SIMPSONVILLE SOLAR</i>									
341 STRUCTURES AND IMPROVEMENTS	754,950	0	0	45,831	(5)	(2,292)	(2,292)	800,781	(1)
344 GENERATORS	433,989	0	0	183,045	(10)	(18,304)	(18,304)	617,033	(1)
345 ACCESSORY ELECTRIC EQUIPMENT	297,439	0	0	32,130	(5)	(1,606)	(1,606)	329,568	(1)
346 MISCELLANEOUS POWER PLANT EQUIPMENT	24,997	0	0	5,344	(2)	(107)	(107)	30,341	(1)
TOTAL SIMPSONVILLE SOLAR	1,511,374		-	266,348		(22,309)	(22,309)	1,777,723	(1)
<i>CANE RUN CC 7</i>									
341 STRUCTURES AND IMPROVEMENTS	41,566,129	(10)	(4,156,613)	9,285,773	(5)	(464,289)	(4,620,902)	50,851,902	(10)
342 FUEL HOLDERS, PRODUCERS AND ACCESSORIES	28,273,894	(10)	(2,827,389)	1,732,193	(5)	(86,610)	(2,913,999)	30,006,087	(10)
343 PRIME MOVERS	153,815,328	(10)	(15,381,533)	117,567,921	(10)	(11,756,792)	(27,138,325)	271,383,249	(10)
344 GENERATORS	51,745,984	(10)	(5,174,598)	11,038,603	(10)	(1,103,860)	(6,278,459)	62,784,587	(10)
345 ACCESSORY ELECTRIC EQUIPMENT	20,920,914	(10)	(2,092,091)	3,667,330	(5)	(183,366)	(2,275,458)	24,588,244	(10)
346 MISCELLANEOUS POWER PLANT EQUIPMENT	2,240,277	(10)	(224,028)	1,008,922	(2)	(20,178)	(244,206)	3,249,200	(10)
TOTAL CANE RUN CC 7	298,562,526		(29,856,253)	144,300,742		(13,615,096)	(43,471,348)	442,863,269	(10)
<i>HAEFLING UNITS 1, 2 AND 3</i>									
341 STRUCTURES AND IMPROVEMENTS	285,070	(12)	(34,208)	6,381	(5)	(319)	(34,527)	291,452	(12)
342 FUEL HOLDERS, PRODUCERS AND ACCESSORIES	479,343	(12)	(57,521)	17,115	(5)	(856)	(58,377)	496,458	(12)
344 GENERATORS	2,405,333	(12)	(288,640)	276,803	(10)	(27,680)	(316,320)	2,682,136	(12)
345 ACCESSORY ELECTRIC EQUIPMENT	774,690	(12)	(92,963)	41,574	(5)	(2,079)	(95,041)	816,263	(12)
346 MISCELLANEOUS POWER PLANT EQUIPMENT	99,888	(12)	(11,987)	12,207	(2)	(244)	(12,231)	112,095	(12)
TOTAL HAEFLING UNITS 1, 2 AND 3	4,044,324		(485,319)	354,080		(31,178)	(516,497)	4,398,404	(12)
<i>PADDY'S RUN GENERATOR 13</i>									
341 STRUCTURES AND IMPROVEMENTS	1,883,904	(5)	(94,195)	314,981	(5)	(15,749)	(109,944)	2,198,885	(6)
342 FUEL HOLDERS, PRODUCERS AND ACCESSORIES	7,732,235	(5)	(386,612)	1,097,326	(5)	(54,866)	(441,478)	8,829,560	(6)
343 PRIME MOVERS	13,170,864	(5)	(658,543)	6,407,868	(10)	(640,767)	(1,299,310)	19,578,532	(6)
344 GENERATORS	4,519,437	(5)	(225,972)	807,082	(10)	(80,708)	(306,680)	5,326,518	(6)
345 ACCESSORY ELECTRIC EQUIPMENT	2,161,580	(5)	(108,079)	338,071	(5)	(16,904)	(124,983)	2,499,651	(6)
346 MISCELLANEOUS POWER PLANT EQUIPMENT	794,928	(5)	(39,746)	302,113	(2)	(6,042)	(45,789)	1,097,040	(6)
TOTAL PADDY'S RUN GENERATOR 13	30,262,947		(1,513,147)	9,267,240		(815,036)	(2,328,183)	39,530,187	(6)
<i>TRIMBLE COUNTY CTS</i>									
341 STRUCTURES AND IMPROVEMENTS	18,925,350	(8)	(1,514,028)	3,581,972	(5)	(179,099)	(1,693,127)	22,507,322	(8)
342 FUEL HOLDERS, PRODUCERS AND ACCESSORIES	6,656,035	(8)	(532,483)	1,999,990	(5)	(99,999)	(632,482)	8,656,025	(8)
343 PRIME MOVERS	112,389,249	(8)	(8,991,140)	62,320,232	(10)	(6,232,023)	(15,223,163)	174,709,481	(8)
344 GENERATORS	17,589,590	(8)	(1,407,807)	3,227,973	(10)	(322,797)	(1,730,605)	20,825,564	(8)
345 ACCESSORY ELECTRIC EQUIPMENT	23,974,714	(8)	(1,917,977)	3,485,029	(5)	(174,251)	(2,092,229)	27,459,743	(8)
346 MISCELLANEOUS POWER PLANT EQUIPMENT	75,061	(8)	(6,005)	22,635	(2)	(453)	(6,458)	97,696	(8)
TOTAL TRIMBLE COUNTY CTS	179,617,999		(14,369,440)	74,637,831		(7,008,623)	(21,378,063)	254,255,830	(8)
TOTAL OTHER PRODUCTION PLANT	513,999,171		(46,224,159)	228,826,242		(21,492,242)	(67,716,401)	742,825,413	
GRAND TOTAL	5,380,507,785		(281,799,362)	903,192,557		(195,630,289)	(477,429,651)	6,283,700,343	

LOUISVILLE GAS AND ELECTRIC COMPANY
ELECTRIC PLANTTABLE 1. SUMMARY OF ESTIMATED SURVIVOR CURVES, NET SALVAGE PERCENT, ORIGINAL COST, BOOK DEPRECIATION RESERVE
AND CALCULATED ANNUAL DEPRECIATION ACCRUALS RELATED TO ELECTRIC PLANT AS OF JUNE 30, 2020

ACCOUNT (1)	PROBABLE RETIREMENT DATE (2)	SURVIVOR CURVE (2)	NET SALVAGE PERCENT (3)	ORIGINAL COST (4)	BOOK DEPRECIATION RESERVE (5)	FUTURE ACCRUALS (6)	CALCULATED ANNUAL ACCRUAL AMOUNT (7)	ACCRUAL RATE (8)=(7)/(4)	COMPOSITE REMAINING LIFE (9)=(6)/(7)	
DEPRECIABLE PLANT										
STEAM PRODUCTION PLANT										
311.00	STRUCTURES AND IMPROVEMENTS									
	RIVERPORT DISTRIBUTION CENTER	06-2063	95-R2.5 *	(30)	5,354,917.29	493,155	6,468,237	155,388	2.90	41.6
	MILL CREEK UNIT 1	12-2024	95-R2.5 *	(7)	18,754,074.14	17,220,582	2,846,277	636,981	3.40	4.5
	MILL CREEK UNIT 2	06-2028	95-R2.5 *	(7)	19,795,539.68	10,207,821	10,973,406	1,382,559	6.98	7.9
	MILL CREEK UNIT 2 SCRUBBER	06-2028	95-R2.5 *	(7)	465.17	498	0	0	-	-
	MILL CREEK UNIT 3	06-2039	95-R2.5 *	(7)	27,065,032.87	20,500,404	8,459,181	454,769	1.68	18.6
	MILL CREEK UNIT 3 SCRUBBER	06-2039	95-R2.5 *	(7)	135,376.33	144,853	0	0	-	-
	MILL CREEK UNIT 4	06-2039	95-R2.5 *	(7)	72,486,969.51	42,437,364	35,123,693	1,888,116	2.60	18.6
	MILL CREEK UNIT 4 SCRUBBER	06-2039	95-R2.5 *	(7)	2,476,547.45	2,295,887	354,019	19,064	0.77	18.6
	TRIMBLE COUNTY UNIT 1	06-2045	95-R2.5 *	(11)	107,923,782.41	66,792,233	53,003,165	2,195,181	2.03	24.1
	TRIMBLE COUNTY UNIT 1 SCRUBBER	06-2045	95-R2.5 *	(11)	889,015.22	157,715	829,092	33,727	3.79	24.6
	TRIMBLE COUNTY UNIT 2	06-2066	95-R2.5 *	(11)	18,610,042.76	3,207,677	17,449,470	394,184	2.12	44.3
	TRIMBLE COUNTY UNIT 2 SCRUBBER	06-2066	95-R2.5 *	(11)	252,621.17	18,405	262,004	5,886	2.33	44.5
	TRIMBLE COUNTY TRAINING CENTER	06-2066	95-R2.5 *	(5)	745,718.89	21,047	761,958	17,088	2.29	44.6
	<i>TOTAL ACCOUNT 311 - STRUCTURES AND IMPROVEMENTS</i>				274,490,102.89	163,497,641	136,530,502	7,182,943	2.62	19.0
311.20	STRUCTURES AND IMPROVEMENTS - RETIRED PLANT									
	CANE RUN UNIT 1	FULLY ACCRUED	95-R2.5 *	(10)	65,888.59	72,477	0	0	-	-
	CANE RUN UNIT 2	FULLY ACCRUED	95-R2.5 *	(10)	373.59	411	0	0	-	-
	CANE RUN UNIT 3	FULLY ACCRUED	95-R2.5 *	(10)	249.15	274	0	0	-	-
	CANE RUN UNIT 4	FULLY ACCRUED	95-R2.5 *	(10)	491.62	541	0	0	-	-
	CANE RUN UNIT 4 SCRUBBER	FULLY ACCRUED	95-R2.5 *	(10)	17,565.79	19,322	0	0	-	-
	CANE RUN UNIT 5 AND UNIT 5 SCRUBBER	FULLY ACCRUED	95-R2.5 *	(10)	204,433.27	224,877	0	0	-	-
	CANE RUN UNIT 6 AND UNIT 6 SCRUBBER	FULLY ACCRUED	95-R2.5 *	(10)	7,993,797.66	8,793,177	0	0	-	-
	<i>TOTAL ACCOUNT 311.2 - STRUCTURES AND IMPROVEMENTS - RETIRED PLANT</i>				8,282,799.67	9,111,079	0	0	-	-
312.00	BOILER PLANT EQUIPMENT									
	MILL CREEK UNIT 1	12-2024	57-R1 *	(7)	184,942,673.71	58,284,730	139,603,931	31,484,371	17.02	4.4
	MILL CREEK UNIT 1 SCRUBBER	12-2024	57-R1 *	(7)	16,811,976.82	9,504,810	8,484,005	1,919,445	11.42	4.4
	MILL CREEK UNIT 2	06-2028	57-R1 *	(7)	212,884,170.98	44,545,536	183,240,527	23,519,677	11.05	7.8
	MILL CREEK UNIT 2 SCRUBBER	06-2028	57-R1 *	(7)	113,357,088.47	12,857,330	108,434,755	13,866,457	12.23	7.8
	MILL CREEK UNIT 3	06-2039	57-R1 *	(7)	315,305,719.18	81,467,868	255,909,252	14,447,980	4.58	17.7
	MILL CREEK UNIT 3 SCRUBBER	06-2039	57-R1 *	(7)	149,926,264.34	13,435,495	146,985,608	8,189,657	5.46	17.9
	MILL CREEK UNIT 4	06-2039	57-R1 *	(7)	750,135,462.96	153,552,408	649,092,537	36,424,039	4.86	17.8
	MILL CREEK UNIT 4 SCRUBBER	06-2039	57-R1 *	(7)	195,689,043.08	25,457,009	183,930,267	10,328,183	5.28	17.8
	TRIMBLE COUNTY UNIT 1	06-2045	57-R1 *	(11)	325,309,086.38	92,670,973	268,422,113	11,993,637	3.69	22.4
	TRIMBLE COUNTY UNIT 1 SCRUBBER	06-2045	57-R1 *	(11)	68,153,675.06	30,812,888	44,837,691	2,055,200	3.02	21.8
	TRIMBLE COUNTY UNIT 2	06-2066	57-R1 *	(11)	286,919,491.14	28,314,449	290,166,186	7,523,198	2.62	38.6
	TRIMBLE COUNTY UNIT 2 SCRUBBER	06-2066	57-R1 *	(11)	15,352,427.57	3,948,518	13,092,677	346,489	2.26	37.8
	<i>TOTAL ACCOUNT 312 - BOILER PLANT EQUIPMENT</i>				2,634,787,079.69	554,852,014	2,292,199,549	162,098,333	6.15	14.1
312.10	BOILER PLANT EQUIPMENT - ASH PONDS									
	MILL CREEK UNIT 1	05-2021	100-S4 *	0	411,750.29	399,686	12,064	12,064	**	**
	TRIMBLE COUNTY UNIT 1	09-2024	100-S4 *	0	4,846,362.74	4,469,130	377,233	91,112	**	**
	TRIMBLE COUNTY UNIT 2	09-2023	100-S4 *	0	5,057,242.50	4,767,144	290,098	90,525	**	**
	<i>TOTAL ACCOUNT 312.1 - BOILER PLANT EQUIPMENT - ASH PONDS</i>				10,315,355.53	9,635,960	679,395	193,701	**	**
314.00	TURBOGENERATOR UNITS									
	MILL CREEK UNIT 1	12-2024	62-R2 *	(7)	27,258,907.36	12,185,078	16,981,953	3,827,531	14.04	4.4
	MILL CREEK UNIT 2	06-2028	62-R2 *	(7)	31,310,218.00	12,895,686	20,606,247	2,634,635	8.41	7.8
	MILL CREEK UNIT 3	06-2039	62-R2 *	(7)	40,689,104.19	19,513,757	24,023,584	1,332,365	3.27	18.0
	MILL CREEK UNIT 4	06-2039	62-R2 *	(7)	57,615,791.65	25,907,523	35,741,374	1,995,028	3.46	17.9
	TRIMBLE COUNTY UNIT 1	06-2045	62-R2 *	(11)	59,116,130.80	30,913,793	34,705,112	1,527,744	2.58	22.7
	TRIMBLE COUNTY UNIT 2	06-2066	62-R2 *	(11)	22,692,470.51	5,292,482	19,896,160	504,518	2.22	39.4
	<i>TOTAL ACCOUNT 314 - TURBOGENERATOR UNITS</i>				238,682,622.51	106,708,319	151,954,430	11,821,821	4.95	12.9

LOUISVILLE GAS AND ELECTRIC COMPANY
ELECTRIC PLANTTABLE 1. SUMMARY OF ESTIMATED SURVIVOR CURVES, NET SALVAGE PERCENT, ORIGINAL COST, BOOK DEPRECIATION RESERVE
AND CALCULATED ANNUAL DEPRECIATION ACCRUALS RELATED TO ELECTRIC PLANT AS OF JUNE 30, 2020

ACCOUNT (1)	PROBABLE RETIREMENT DATE (2)	SURVIVOR CURVE (2)	NET SALVAGE PERCENT (3)	ORIGINAL COST (4)	BOOK DEPRECIATION RESERVE (5)	FUTURE ACCRUALS (6)	CALCULATED ANNUAL ACCRUAL AMOUNT (7)	ACCRUAL RATE (8)=(7)/(4)	COMPOSITE REMAINING LIFE (9)=(6)/(7)	
315.00	ACCESSORY ELECTRIC EQUIPMENT									
	12-2024	70-R3	*	(7)	18,109,188.73	12,367,099	7,009,733	1,569,509	8.67	4.5
	12-2024	70-R3	*	(7)	202,167.22	36,884	179,435	40,413	19.99	4.4
	06-2028	70-R3	*	(7)	13,365,293.98	5,912,668	8,388,197	1,059,739	7.93	7.9
	06-2028	70-R3	*	(7)	5,652,402.38	872,534	5,175,537	648,564	11.47	8.0
	06-2039	70-R3	*	(7)	26,922,251.16	14,642,746	14,164,063	760,618	2.83	18.6
	06-2039	70-R3	*	(7)	1,088,905.01	1,136,341	28,787	1,614	0.15	17.8
	06-2039	70-R3	*	(7)	33,383,302.28	18,964,792	16,755,341	913,195	2.74	18.3
	06-2039	70-R3	*	(7)	8,052,008.04	586,418	8,029,231	425,998	5.29	18.8
	06-2045	70-R3	*	(11)	65,490,511.95	32,377,733	40,316,735	1,691,051	2.58	23.8
	06-2045	70-R3	*	(11)	2,736,920.21	2,460,753	577,228	24,834	0.91	23.2
	06-2066	70-R3	*	(11)	11,108,163.38	2,103,255	10,226,806	236,028	2.12	43.3
<i>TOTAL ACCOUNT 315 - ACCESSORY ELECTRIC EQUIPMENT</i>					186,111,114.34	91,461,223	110,851,093	7,371,563	3.96	15.0
316.00	MISCELLANEOUS POWER PLANT EQUIPMENT									
	06-2063	43-R2.5	*	(5)	1,930,485.14	128,442	1,898,567	52,510	2.72	36.2
	12-2024	43-R2.5	*	(7)	719,267.87	511,529	258,088	61,082	8.49	4.2
	06-2028	43-R2.5	*	(7)	74,667.78	25,237	54,658	6,933	9.29	7.9
	06-2039	43-R2.5	*	(7)	770,586.25	318,387	506,140	27,472	3.57	18.4
	06-2039	43-R2.5	*	(7)	11,951,532.18	4,161,773	8,626,366	493,619	4.13	17.5
	06-2039	43-R2.5	*	(7)	43,211.57	44,422	1,814	101	0.23	18.0
	06-2045	43-R2.5	*	(11)	3,201,189.18	1,799,746	1,753,574	91,469	2.86	19.2
	06-2066	43-R2.5	*	(11)	4,082,818.23	421,769	4,110,159	116,250	2.85	35.4
<i>TOTAL ACCOUNT 316 - MISCELLANEOUS PLANT EQUIPMENT</i>					22,773,758.20	7,411,305	17,209,366	849,436	3.73	20.3
TOTAL STEAM PRODUCTION PLANT					3,375,442,832.83	942,677,541	2,709,424,335	189,517,797	5.61	
HYDROELECTRIC PRODUCTION PLANT										
331.00	STRUCTURES AND IMPROVEMENTS									
	10-2045	95-R2	*	(2)	28,698.29	5,271	24,001	1,160	4.04	20.7
	10-2045	95-R2	*	(2)	5,637,542.61	2,687,314	3,062,979	132,282	2.35	23.2
<i>TOTAL ACCOUNT 331 - STRUCTURES AND IMPROVEMENTS</i>					5,666,240.90	2,692,585	3,086,980	133,442	2.36	23.1
332.00	RESERVOIRS, DAMS AND WATERWAYS									
	10-2045	90-R2.5	*	(2)	19,384,087.20	1,432,823	18,338,946	736,938	3.80	24.9
<i>TOTAL ACCOUNT 332 - RESERVOIRS, DAMS AND WATERWAYS</i>					19,384,087.20	1,432,823	18,338,946	736,938	3.80	24.9
333.00	WATER WHEELS, TURBINES AND GENERATORS									
	10-2045	80-R3	*	(2)	114,581,032.99	9,371,591	107,501,063	4,287,119	3.74	25.1
<i>TOTAL ACCOUNT 333 - WATER WHEELS, TURBINES AND GENERATORS</i>					114,581,032.99	9,371,591	107,501,063	4,287,119	3.74	25.1
334.00	ACCESSORY ELECTRIC EQUIPMENT									
	10-2045	80-R4	*	(2)	6,568,796.25	804,598	5,895,574	235,649	3.59	25.0
<i>TOTAL ACCOUNT 334 - ACCESSORY ELECTRIC EQUIPMENT</i>					6,568,796.25	804,598	5,895,574	235,649	3.59	25.0
335.00	MISCELLANEOUS POWER PLANT EQUIPMENT									
	10-2045	70-R3	*	(2)	3,782.01	3,858	0	0	-	-
	10-2045	70-R3	*	(2)	179,682.14	112,362	70,914	2,840	1.58	25.0
<i>TOTAL ACCOUNT 335 - MISCELLANEOUS POWER PLANT EQUIPMENT</i>					183,464.15	116,220	70,914	2,840	1.55	25.0

LOUISVILLE GAS AND ELECTRIC COMPANY
ELECTRIC PLANTTABLE 1. SUMMARY OF ESTIMATED SURVIVOR CURVES, NET SALVAGE PERCENT, ORIGINAL COST, BOOK DEPRECIATION RESERVE
AND CALCULATED ANNUAL DEPRECIATION ACCRUALS RELATED TO ELECTRIC PLANT AS OF JUNE 30, 2020

	ACCOUNT (1)	PROBABLE RETIREMENT DATE (2)	SURVIVOR CURVE (2)	NET SALVAGE PERCENT (3)	ORIGINAL COST (4)	BOOK DEPRECIATION RESERVE (5)	FUTURE ACCRUALS (6)	CALCULATED ANNUAL		COMPOSITE REMAINING LIFE (9)=(6)/(7)
								ACCRUAL AMOUNT (7)	ACCRUAL RATE (8)=(7)/(4)	
336.00	ROADS, RAILROADS AND BRIDGES OHIO FALLS - PROJECT 289	10-2045	80-S4 *	(2)	12,119.47	3,131	9,231	859	7.09	10.7
	<i>TOTAL ACCOUNT 336 - ROADS, RAILROADS AND BRIDGES</i>				12,119.47	3,131	9,231	859	7.09	10.7
	TOTAL HYDROELECTRIC PRODUCTION PLANT				146,395,740.96	14,420,948	134,902,708	5,396,847	3.69	
	OTHER PRODUCTION PLANT									
341.00	STRUCTURES AND IMPROVEMENTS CANE RUN CC 7	06-2055	60-R4 *	(11)	17,709,450.89	5,687,392	13,970,098	425,404	2.40	32.8
	ZORN AND RIVER ROAD GAS TURBINE	06-2021	60-R4 *	(9)	8,241.14	8,983	0	0	-	-
	PADDY'S RUN GENERATOR 12	06-2025	60-R4 *	(6)	64,113.35	67,960	0	0	-	-
	PADDY'S RUN GENERATOR 13	06-2041	60-R4 *	(6)	2,484,085.38	1,498,866	1,134,265	54,950	2.21	20.6
	BROWN CT 5	06-2041	60-R4 *	(7)	1,171,970.07	519,967	734,041	35,391	3.02	20.7
	BROWN CT 6	06-2039	60-R4 *	(7)	122,849.05	58,473	72,975	3,875	3.15	18.8
	BROWN CT 7	06-2039	60-R4 *	(7)	144,356.29	98,102	56,359	3,015	2.09	18.7
	BROWN SOLAR	06-2041	40-S3 *	(3)	923,945.85	135,806	815,858	39,300	4.25	20.8
	TRIMBLE COUNTY CT 5	06-2042	60-R4 *	(9)	1,555,655.08	959,769	735,895	34,148	2.20	21.6
	TRIMBLE COUNTY CT 6	06-2042	60-R4 *	(9)	1,467,923.89	908,073	691,964	32,123	2.19	21.5
	TRIMBLE COUNTY CT 7	06-2044	60-R4 *	(9)	2,083,698.13	1,159,483	1,111,748	47,268	2.27	23.5
	TRIMBLE COUNTY CT 8	06-2044	60-R4 *	(9)	2,075,526.50	1,154,935	1,107,389	47,083	2.27	23.5
	TRIMBLE COUNTY CT 9	06-2044	60-R4 *	(9)	2,137,402.33	1,185,502	1,144,267	48,651	2.28	23.5
	TRIMBLE COUNTY CT 10	06-2044	60-R4 *	(9)	2,525,013.22	1,217,180	1,535,084	64,998	2.57	23.6
	SIMPSONVILLE SOLAR	06-2044	40-S3 *	(1)	629,097.75	22,187	613,202	25,808	4.10	23.8
	<i>TOTAL ACCOUNT 341 - STRUCTURES AND IMPROVEMENTS</i>				35,103,328.92	14,682,678	23,723,145	862,014	2.46	27.5
341.20	STRUCTURES AND IMPROVEMENTS - RETIRED PLANT CANE RUN GT 11	06-2018	60-R4 *	(10)	320,737.94	702,722	(349,910)	0	-	-
	<i>TOTAL ACCOUNT 341.2 - STRUCTURES AND IMPROVEMENTS</i>				320,737.94	702,722	(349,910)	0	-	-
342.00	FUEL HOLDERS, PRODUCERS AND ACCESSORIES CANE RUN CC 7	06-2055	55-R2.5 *	(11)	1,839,349.29	1,124,474	917,204	27,992	1.52	32.8
	CANE RUN PIPELINE	06-2055	55-R2.5 *	(11)	6,602,221.07	932,146	6,396,319	195,307	2.96	32.8
	ZORN AND RIVER ROAD GAS TURBINE	06-2021	55-R2.5 *	(9)	22,229.02	18,985	5,245	5,244	23.59	1.0
	PADDY'S RUN GENERATOR 11	06-2025	55-R2.5 *	(6)	9,237.57	9,792	0	0	-	-
	PADDY'S RUN GENERATOR 12	06-2025	55-R2.5 *	(6)	21,667.08	22,967	0	0	-	-
	PADDY'S RUN GENERATOR 13	06-2041	55-R2.5 *	(6)	2,235,100.61	1,438,239	930,968	47,423	2.12	19.6
	PADDY'S RUN CT PIPELINE	06-2041	55-R2.5 *	(6)	7,693,302.29	805,132	7,349,768	358,700	4.66	20.5
	BROWN CT 5	06-2041	55-R2.5 *	(7)	846,906.63	523,513	382,677	19,415	2.29	19.7
	BROWN CT 6	06-2039	55-R2.5 *	(7)	766,004.64	359,963	459,662	25,033	3.27	18.4
	BROWN CT 7	06-2039	55-R2.5 *	(7)	483,544.93	191,869	325,524	17,595	3.64	18.5
	TRIMBLE COUNTY CT 5	06-2042	55-R2.5 *	(9)	97,996.90	61,423	45,394	2,208	2.25	20.6
	TRIMBLE COUNTY CT 6	06-2042	55-R2.5 *	(9)	97,861.58	61,343	45,326	2,205	2.25	20.6
	TRIMBLE COUNTY CT PIPELINE	06-2044	55-R2.5 *	(9)	2,320,474.20	1,248,052	1,281,265	57,029	2.46	22.5
	TRIMBLE COUNTY CT 7	06-2044	55-R2.5 *	(9)	338,423.07	191,069	177,812	7,938	2.35	22.4
	TRIMBLE COUNTY CT 8	06-2044	55-R2.5 *	(9)	337,096.18	190,320	177,115	7,907	2.35	22.4
	TRIMBLE COUNTY CT 9	06-2044	55-R2.5 *	(9)	347,146.53	195,419	182,971	8,168	2.35	22.4
	TRIMBLE COUNTY CT 10	06-2044	55-R2.5 *	(9)	446,520.02	210,439	276,268	12,188	2.73	22.7
	<i>TOTAL ACCOUNT 342 - FUEL HOLDERS, PRODUCERS AND ACCESSORIES</i>				24,505,081.61	7,585,145	18,953,518	794,352	3.24	23.9
343.00	PRIME MOVERS CANE RUN CC 7	06-2055	35-R1.5 *	(11)	75,865,135.10	6,219,820	77,990,480	2,853,705	3.76	27.3
	PADDY'S RUN GENERATOR 13	06-2041	35-R1.5 *	(6)	22,150,177.60	11,598,914	11,880,274	699,969	3.16	17.0
	BROWN CT 5	06-2041	35-R1.5 *	(7)	18,490,042.40	8,931,424	10,852,921	622,473	3.37	17.4
	BROWN CT 6	06-2039	35-R1.5 *	(7)	24,101,915.33	9,086,454	16,702,595	1,019,141	4.23	16.4
	BROWN CT 7	06-2039	35-R1.5 *	(7)	18,614,501.31	12,553,507	7,364,009	477,151	2.56	15.4

LOUISVILLE GAS AND ELECTRIC COMPANY
ELECTRIC PLANTTABLE 1. SUMMARY OF ESTIMATED SURVIVOR CURVES, NET SALVAGE PERCENT, ORIGINAL COST, BOOK DEPRECIATION RESERVE
AND CALCULATED ANNUAL DEPRECIATION ACCRUALS RELATED TO ELECTRIC PLANT AS OF JUNE 30, 2020

ACCOUNT	PROBABLE RETIREMENT DATE	SURVIVOR CURVE	NET SALVAGE PERCENT	ORIGINAL COST	BOOK DEPRECIATION RESERVE	FUTURE ACCRUALS	CALCULATED ANNUAL		COMPOSITE REMAINING LIFE	
							ACCUMULATED AMOUNT	ACCUMULATED RATE		
(1)	(2)	(2)	(3)	(4)	(5)	(6)	(7)	(8)=(7)/(4)	(9)=(6)/(7)	
TRIMBLE COUNTY CT 5	06-2042	35-R1.5	*	(9)	15,882,516.99	8,183,620	9,128,324	509,880	3.21	17.9
TRIMBLE COUNTY CT 6	06-2042	35-R1.5	*	(9)	14,426,572.85	7,920,117	7,804,847	444,495	3.08	17.6
TRIMBLE COUNTY CT 7	06-2044	35-R1.5	*	(9)	15,680,731.51	7,430,542	9,661,455	502,336	3.20	19.2
TRIMBLE COUNTY CT 8	06-2044	35-R1.5	*	(9)	14,878,576.37	7,583,469	8,634,179	455,314	3.06	19.0
TRIMBLE COUNTY CT 9	06-2044	35-R1.5	*	(9)	14,832,484.85	7,676,771	8,490,637	447,597	3.02	19.0
TRIMBLE COUNTY CT 10	06-2044	35-R1.5	*	(9)	15,145,494.70	7,723,823	8,784,766	460,546	3.04	19.1
TOTAL ACCOUNT 343 - PRIME MOVERS					250,068,149.01	94,908,461	177,294,487	8,492,607	3.40	20.9
344.00 GENERATORS										
CANE RUN CC 7	06-2055	60-S3	*	(11)	17,526,759.72	2,929,662	16,525,041	479,293	2.73	34.5
ZORN AND RIVER ROAD GAS TURBINE	06-2021	60-S3	*	(9)	1,919,304.70	2,007,414	84,628	84,628	4.41	1.0
PADDY'S RUN GENERATOR 11	06-2025	60-S3	*	(6)	1,539,958.99	1,632,357	0	0	-	-
PADDY'S RUN GENERATOR 12	06-2025	60-S3	*	(6)	3,334,813.58	3,487,041	47,861	9,572	0.29	5.0
PADDY'S RUN GENERATOR 13	06-2041	60-S3	*	(6)	6,035,684.56	3,201,708	3,196,118	155,574	2.58	20.5
BROWN CT 5	06-2041	60-S3	*	(7)	3,448,727.25	1,987,837	1,702,301	82,743	2.40	20.6
BROWN CT 6	06-2039	60-S3	*	(7)	2,449,473.22	1,697,832	923,104	49,683	2.03	18.6
BROWN CT 7	06-2039	60-S3	*	(7)	2,508,210.18	1,535,095	1,148,690	61,585	2.46	18.7
BROWN SOLAR	06-2041	25-S2.5	*	(3)	8,363,103.36	1,570,182	7,043,814	387,236	4.63	18.2
TRIMBLE COUNTY CT 5	06-2042	60-S3	*	(9)	1,635,904.01	957,504	825,631	38,363	2.35	21.5
TRIMBLE COUNTY CT 6	06-2042	60-S3	*	(9)	1,595,963.67	919,277	820,323	38,120	2.39	21.5
TRIMBLE COUNTY CT 7	06-2044	60-S3	*	(9)	1,793,484.14	931,124	1,023,774	43,557	2.43	23.5
TRIMBLE COUNTY CT 8	06-2044	60-S3	*	(9)	1,783,864.62	925,864	1,018,548	43,335	2.43	23.5
TRIMBLE COUNTY CT 9	06-2044	60-S3	*	(9)	1,996,602.87	632,149	1,544,148	65,345	3.27	23.6
TRIMBLE COUNTY CT 10	06-2044	60-S3	*	(9)	1,911,732.95	964,992	1,118,797	47,530	3.29	23.5
SIMPSONVILLE SOLAR	06-2044	25-S2.5	*	(1)	485,487.42	18,738	471,604	22,059	4.54	21.4
OTHER SOLAR		25-S2.5		(10)	57,651.55	4,983	58,434	2,541	4.41	23.0
TOTAL ACCOUNT 344 - GENERATORS					58,386,726.79	25,403,759	37,552,816	1,611,164	2.76	23.3
345.00 ACCESSORY ELECTRIC EQUIPMENT										
CANE RUN CC 7	06-2055	50-S2.5	*	(11)	6,857,165.05	940,092	6,671,361	201,160	2.93	33.2
ZORN AND RIVER ROAD GAS TURBINE	06-2021	50-S2.5	*	(9)	94,656.49	94,074	9,102	9,102	9.62	1.0
PADDY'S RUN GENERATOR 11	06-2025	50-S2.5	*	(6)	605,144.42	641,453	0	0	-	-
PADDY'S RUN GENERATOR 12	06-2025	50-S2.5	*	(6)	901,218.54	955,292	0	0	-	-
PADDY'S RUN GENERATOR 13	06-2041	50-S2.5	*	(6)	2,860,913.24	2,145,789	886,779	45,698	1.60	19.4
BROWN CT 5	06-2041	50-S2.5	*	(7)	2,602,373.29	1,731,621	1,052,918	54,517	2.09	19.3
BROWN CT 6	06-2039	50-S2.5	*	(7)	1,042,364.45	557,100	558,230	31,262	3.00	17.9
BROWN CT 7	06-2039	50-S2.5	*	(7)	1,130,650.06	676,711	533,085	29,584	2.62	18.0
BROWN SOLAR	06-2041	45-R2.5	*	(3)	285,072.02	60,416	233,208	11,522	4.04	20.2
TRIMBLE COUNTY CT 5	06-2042	50-S2.5	*	(9)	782,798.71	429,925	423,326	20,495	2.62	20.7
TRIMBLE COUNTY CT 6	06-2042	50-S2.5	*	(9)	1,709,376.03	957,679	905,541	44,335	2.59	20.4
TRIMBLE COUNTY CT 7	06-2044	50-S2.5	*	(9)	2,168,768.83	1,104,022	1,259,936	56,032	2.58	22.5
TRIMBLE COUNTY CT 8	06-2044	50-S2.5	*	(9)	1,943,746.28	1,057,509	1,061,174	47,651	2.45	22.3
TRIMBLE COUNTY CT 9	06-2044	50-S2.5	*	(9)	1,898,268.01	1,083,562	985,550	44,449	2.34	22.2
TRIMBLE COUNTY CT 10	06-2044	50-S2.5	*	(9)	6,214,267.18	2,578,739	4,194,812	184,134	2.96	22.8
SIMPSONVILLE SOLAR	06-2044	45-R2.5	*	(1)	259,439.84	471	261,563	11,304	4.36	23.1
OTHER SOLAR		45-R2.5		(5)	27,319.98	2,233	26,453	613	2.24	43.2
TOTAL ACCOUNT 345 - ACCESSORY ELECTRIC EQUIPMENT					31,383,542.42	15,016,688	19,063,038	791,858	2.52	24.1
346.00 MISCELLANEOUS POWER PLANT EQUIPMENT										
CANE RUN CC 7	06-2055	55-R4	*	(11)	965,500.34	98,682	973,023	28,405	2.94	34.3
ZORN AND RIVER ROAD GAS TURBINE	06-2021	55-R4	*	(9)	9,488.39	10,342	0	0	-	-
PADDY'S RUN GENERATOR 11	06-2025	55-R4	*	(6)	9,494.38	10,064	0	0	-	-
PADDY'S RUN GENERATOR 13	06-2041	55-R4	*	(6)	1,299,351.17	837,181	540,131	26,525	2.04	20.4
BROWN CT 5	06-2041	55-R4	*	(7)	2,399,250.01	1,527,533	1,039,665	51,089	2.13	20.4
BROWN CT 6	06-2039	55-R4	*	(7)	32,755.71	15,853	19,196	1,022	3.12	18.8
BROWN CT 7	06-2039	55-R4	*	(7)	23,047.78	15,902	8,759	472	2.05	18.6
BROWN SOLAR	06-2041	40-R2.5	*	(3)	271,849.13	41,447	238,558	11,910	4.38	20.0

LOUISVILLE GAS AND ELECTRIC COMPANY
ELECTRIC PLANTTABLE 1. SUMMARY OF ESTIMATED SURVIVOR CURVES, NET SALVAGE PERCENT, ORIGINAL COST, BOOK DEPRECIATION RESERVE
AND CALCULATED ANNUAL DEPRECIATION ACCRUALS RELATED TO ELECTRIC PLANT AS OF JUNE 30, 2020

ACCOUNT (1)	PROBABLE RETIREMENT DATE (2)	SURVIVOR CURVE (2)	NET SALVAGE PERCENT (3)	ORIGINAL COST (4)	BOOK DEPRECIATION RESERVE (5)	FUTURE ACCRUALS (6)	CALCULATED ANNUAL ACCRUAL AMOUNT (7)	ACCRUAL RATE (8)=(7)/(4)	COMPOSITE REMAINING LIFE (9)=(6)/(7)	
TRIMBLE COUNTY CT 5	06-2042	55-R4	*	(9)	14,528.92	8,552	7,285	338	2.33	21.6
TRIMBLE COUNTY CT 7	06-2044	55-R4	*	(9)	5,204.51	2,856	2,817	121	2.32	23.3
TRIMBLE COUNTY CT 8	06-2044	55-R4	*	(9)	5,182.59	2,846	2,803	120	2.32	23.4
TRIMBLE COUNTY CT 9	06-2044	55-R4	*	(9)	5,328.44	2,914	2,894	124	2.33	23.3
TRIMBLE COUNTY CT 10	06-2044	55-R4	*	(9)	25,332.91	11,293	16,320	690	2.72	23.7
SIMPSONVILLE SOLAR	06-2044	40-R2.5	*	(1)	23,884.71	42	24,082	1,051	4.40	22.9
<i>TOTAL ACCOUNT 346 - MISCELLANEOUS POWER PLANT EQUIPMENT</i>					5,090,198.99	2,585,507	2,875,533	121,867	2.39	23.6
TOTAL OTHER PRODUCTION PLANT					404,857,765.68	160,884,960	279,112,627	12,673,862	3.13	
TRANSMISSION PLANT										
350.10	LAND RIGHTS	75-R4		0	8,587,652.59	3,451,956	5,135,697	88,034	1.03	58.3
352.10	STRUCTURES AND IMPROVEMENTS	65-R2		(10)	17,711,716.57	3,123,122	16,359,766	286,026	1.61	57.2
353.10	STATION EQUIPMENT	60-R1.5		(20)	241,021,510.79	69,305,796	219,920,017	4,578,555	1.90	48.0
354.00	TOWERS AND FIXTURES	75-R4		(50)	46,357,266.29	26,836,169	42,699,730	803,533	1.73	53.1
355.00	POLES AND FIXTURES	60-R2		(80)	110,324,935.37	32,689,831	165,895,053	3,329,646	3.02	49.8
356.00	OVERHEAD CONDUCTORS AND DEVICES	60-R2		(80)	66,339,615.71	33,160,077	86,251,231	2,006,613	3.02	43.0
357.00	UNDERGROUND CONDUIT	55-S3		(5)	1,941,041.52	816,786	1,221,308	35,479	1.83	34.4
358.00	UNDERGROUND CONDUCTORS AND DEVICES	50-R3		(25)	8,498,390.55	3,863,114	6,759,874	188,964	2.22	35.8
TOTAL TRANSMISSION PLANT					500,782,129.39	173,246,851	544,242,676	11,316,850	2.26	
DISTRIBUTION PLANT										
361.00	STRUCTURES AND IMPROVEMENTS	50-S0.5		(10)	13,041,368.08	2,769,464	11,576,041	266,957	2.05	43.4
362.00	STATION EQUIPMENT	52-R1		(20)	173,230,369.53	51,099,222	156,777,221	3,732,552	2.15	42.0
364.00	POLES, TOWERS AND FIXTURES	56-R1.5		(80)	228,410,066.57	83,029,849	328,108,271	7,428,918	3.25	44.2
365.00	OVERHEAD CONDUCTORS AND DEVICES	52-R1.5		(75)	386,329,715.56	128,288,230	547,788,772	13,528,016	3.50	40.5
366.00	UNDERGROUND CONDUIT	75-S4		(40)	87,504,927.78	34,647,325	87,859,574	1,602,807	1.83	54.8
367.00	UNDERGROUND CONDUCTORS AND DEVICES	58-R3		(50)	333,589,705.55	70,592,216	429,792,342	9,120,074	2.73	47.1
368.00	LINE TRANSFORMERS	47-R3		(10)	176,505,726.13	84,947,418	109,208,881	3,360,469	1.90	32.5
369.10	SERVICES - UNDERGROUND	47-S2		(50)	14,185,196.77	2,344,063	18,933,732	545,319	3.84	34.7
369.20	SERVICES - OVERHEAD	65-R2.5		(100)	25,472,004.34	25,298,766	25,645,243	610,880	2.40	42.0
370.00	METERS	37-R1.5	*	0	35,023,647.23	20,786,098	14,237,549	1,681,177	4.80	8.5
370.01	METERS - AMS	15-S0.5		0	3,015,016.72	532,466	2,482,551	229,514	7.61	10.8
370.11	METERS - AMI	15-S2.5		0	74,083.26	4,193	69,890	5,022	6.78	13.9
370.20	METERS - CT AND PT	18-S3		0	5,927,405.09	4,157,619	1,769,786	715,755	12.08	2.5
371.01	INSTALLATIONS ON CUSTOMERS' PREMISES - EV CHARGING STATIONS	10-S3		0	176,161.49	16,836	159,325	17,703	10.05	9.0
373.10	STREET LIGHTING AND SIGNAL SYSTEMS - OVERHEAD	35-R1.5		(40)	62,567,712.69	16,677,013	70,917,785	2,723,718	4.35	26.0
373.20	STREET LIGHTING AND SIGNAL SYSTEMS - UNDERGROUND	35-R1.5		(40)	65,410,717.45	32,499,115	59,075,889	2,582,102	3.95	22.9
TOTAL DISTRIBUTION PLANT					1,610,463,824.24	557,689,893	1,864,402,852	48,150,983	2.99	
GENERAL PLANT										
392.00	TRANSPORTATION EQUIPMENT									
392.10	CARS AND LIGHT TRUCKS	14-S2		0	1,277,271.74	654,214	623,058	66,459	5.20	9.4
392.10	HEAVY TRUCKS AND OTHER	13-R2		0	6,998,415.75	2,571,639	4,426,777	460,741	6.58	9.6
392.20	TRAILERS	23-S2.5		0	390,801.16	3,038	387,763	25,511	6.53	15.2
<i>TOTAL TRANSPORTATION EQUIPMENT</i>					8,666,488.65	3,228,891	5,437,598	552,711	6.38	
394.00	TOOLS, SHOP AND GARAGE EQUIPMENT	25-SQ		0	7,159,842.53	3,029,764	4,130,079	279,884	3.91	14.8

LOUISVILLE GAS AND ELECTRIC COMPANY
ELECTRIC PLANTTABLE 1. SUMMARY OF ESTIMATED SURVIVOR CURVES, NET SALVAGE PERCENT, ORIGINAL COST, BOOK DEPRECIATION RESERVE
AND CALCULATED ANNUAL DEPRECIATION ACCRUALS RELATED TO ELECTRIC PLANT AS OF JUNE 30, 2020

ACCOUNT (1)	PROBABLE RETIREMENT DATE (2)	SURVIVOR CURVE (2)	NET SALVAGE PERCENT (3)	ORIGINAL COST (4)	BOOK DEPRECIATION RESERVE (5)	FUTURE ACCRUALS (6)	CALCULATED ANNUAL		COMPOSITE REMAINING LIFE (9)=(6)/(7)
							ACCRUAL AMOUNT (7)	ACCRUAL RATE (8)=(7)/(4)	
POWER OPERATED EQUIPMENT									
396.10 LARGE MACHINERY		22-S1	0	2,322,061.60	1,278,425	1,043,637	55,442	2.39	18.8
396.20 OTHER		23-S1	0	196,248.24	123,493	72,755	4,775	2.43	15.2
<i>TOTAL POWER OPERATED EQUIPMENT</i>				2,518,309.84	1,401,918	1,116,392	60,217	2.39	
397.20 COMMUNICATION EQUIPMENT - DSM		10-SQ	0	6,804,139.35	4,603,782	2,200,357	1,100,106	16.17	2.0
TOTAL GENERAL PLANT				25,148,780.37	12,264,355	12,884,426	1,992,918	7.92	
TOTAL DEPRECIABLE PLANT				6,063,091,073.47	1,861,184,548	5,544,969,624	269,049,257	4.44	
NONDEPRECIABLE PLANT									
301.00 ORGANIZATION				2,240.29					
310.20 LAND				10,220,199.63					
310.26 LAND - ECR 2011				360,851.26					
317.07 ARO STEAM PRODUCTION (EQUIPMENT)				11,122,918.63	3,037,955				
317.08 ARO STEAM PRODUCTION (CCR)				49,105,299.46	38,876,592				
330.20 LAND				6.50					
337.07 ARO HYDRAULIC PRODUCTION				289,910.63	32,209				
340.20 LAND				406,526.20					
347.05 ARO OTHER PRODUCTION (L/B)				15,555.48	7,683				
347.07 ARO OTHER PRODUCTION (EQUIPMENT)				96,428.56	20,029				
350.20 LAND				2,556,362.69					
359.15 ARO TRANSMISSION (L/B)				76,221.28	2,549				
359.17 ARO TRANSMISSION (EQUIPMENT)				122,340.23	47,993				
360.20 LAND				4,117,062.41					
374.05 ARO DISTRIBUTION (L/B)				129,242.11	48,370				
374.07 ARO DISTRIBUTION (EQUIPMENT)				47,995.12	13,272				
TOTAL NONDEPRECIABLE PLANT				78,669,160.48	42,086,652				
TOTAL ELECTRIC PLANT				6,141,760,233.95	1,903,271,200	5,544,969,624	269,049,257		

* LIFE SPAN PROCEDURE IS USED. CURVE SHOWN IS INTERIM SURVIVOR CURVE

** ANNUAL DEPRECIATION EXPENSE SHOWN WILL BE BOOKED UNTIL JULY 1, 2021, THEN THE FOLLOWING RATE WILL BE APPLIED UNTIL THE END OF THE LIFE FOR THE ASH POND

ASH POND LOCATION	RATE
MILL CREEK UNIT 1 ASH POND	0.00
TRIMBLE COUNTY UNIT 1 ASH POND	1.79
TRIMBLE COUNTY UNIT 2 ASH POND	1.72

*** NEW AMI SOFTWARE RELATED ASSETS PLACED IN SERVICE AFTER JUNE 30, 2020 WILL HAVE A LIFE OF 15 YEARS AND A RATE OF 6.67%

LOUISVILLE GAS AND ELECTRIC COMPANY

TABLE 2. CALCULATION OF WEIGHTED NET SALVAGE PERCENT FOR GENERATION PLANT AS OF JUNE 30, 2020

ACCOUNT (1)	TERMINAL RETIREMENTS			INTERIM RETIREMENTS			TOTAL	TOTAL	ESTIMATED	
	RETIREMENTS (\$) (2)	NET SALVAGE (\$) (3)	NET SALVAGE (%) (4)=(3)/(2)	RETIREMENTS (\$) (5)	NET SALVAGE (%) (6)	NET SALVAGE (\$) (7)=(5)x(6)	NET SALVAGE (\$) (8)=(3)+(7)	RETIREMENTS (\$) (9)=(2)+(5)	NET SALVAGE (%) (10)=(8)/(9)	
STEAM PRODUCTION PLANT										
<i>MILL CREEK GENERATING STATION</i>										
311	STRUCTURES AND IMPROVEMENTS	134,438,363	(6,721,918)	(5)	6,275,643	(30)	(1,882,693)	(8,604,611)	140,714,005	(7)
312	BOILER PLANT EQUIPMENT	1,727,474,997	(86,373,750)	(5)	211,577,403	(30)	(63,473,221)	(149,846,971)	1,939,052,400	(7)
314	TURBOGENERATOR UNITS	139,736,294	(6,986,815)	(5)	17,137,727	(15)	(2,570,659)	(9,557,474)	156,874,021	(7)
315	ACCESSORY ELECTRIC EQUIPMENT	99,553,672	(4,977,684)	(5)	7,221,847	(25)	(1,805,462)	(6,783,145,26)	106,775,519	(7)
316	MISCELLANEOUS POWER PLANT EQUIPMENT	10,617,179	(530,859)	(5)	2,942,087	(5)	(147,104)	(677,963)	13,559,266	(7)
	TOTAL MILL CREEK GENERATING STATION	2,111,820,504	(105,591,025)		245,154,706		(69,879,139)	(175,470,164)	2,356,975,210	(7)
<i>TRIMBLE COUNTY GENERATING STATION</i>										
311	STRUCTURES AND IMPROVEMENTS	117,309,954	(5,865,498)	(5)	10,365,508	(30)	(3,109,652)	(8,975,150)	127,675,462	(11)
312	BOILER PLANT EQUIPMENT	488,292,273	(24,414,614)	(5)	207,442,407	(30)	(62,232,722)	(86,647,336)	695,734,680	(11)
314	TURBOGENERATOR UNITS	60,072,581	(3,003,629)	(5)	21,736,021	(15)	(3,260,403)	(6,264,032)	81,808,601	(11)
315	ACCESSORY ELECTRIC EQUIPMENT	68,069,371	(3,403,469)	(5)	11,266,225	(25)	(2,816,556)	(6,220,025)	79,335,596	(11)
316	MISCELLANEOUS POWER PLANT EQUIPMENT	2,594,058	(129,703)	(5)	4,689,950	(5)	(234,497)	(364,200)	7,284,007	(11)
	TOTAL TRIMBLE COUNTY GENERATING STATION	736,338,236	(36,816,912)		255,500,110		(71,653,831)	(108,470,743)	991,838,346	(11)
	TOTAL STEAM PRODUCTION PLANT	2,848,158,740	(142,407,937)		500,654,817		(141,532,970)	(283,940,907)	3,348,813,556	
HYDRAULIC PRODUCTION PLANT										
<i>OHIO FALLS</i>										
331	STRUCTURES AND IMPROVEMENTS	4,338,622	(43,386)	(1)	1,327,619	(25)	(331,905)	(375,291)	5,666,241	(2)
332	RESERVOIRS, DAMS AND WATERWAYS	18,594,813	(185,948)	(1)	789,274	(25)	(197,318)	(383,267)	19,384,087	(2)
333	WATER WHEELS, TURBINES AND GENERATORS	111,504,270	(1,115,043)	(1)	3,076,763	(30)	(923,029)	(2,038,072)	114,581,033	(2)
334	ACCESSORY ELECTRIC EQUIPMENT	6,403,287	(64,033)	(1)	165,509	(15)	(24,826)	(88,859)	6,568,796	(2)
335	MISCELLANEOUS POWER PLANT EQUIPMENT	171,794	(1,718)	(1)	11,670	(10)	(1,167)	(2,885)	183,464	(2)
336	ROADS, RAILROADS AND BRIDGES	2,739	(27)	(1)	9,380	(10)	(938)	(965)	12,119	(2)
	TOTAL OHIO FALLS	141,015,526	(1,410,155)		5,380,215		(1,479,184)	(2,889,339)	146,395,741	(2)
	TOTAL HYDRAULIC PRODUCTION PLANT	141,015,526	(1,410,155)		5,380,215		(1,479,184)	(2,889,339)	146,395,741	
OTHER PRODUCTION PLANT										
<i>BROWN CTS</i>										
341	STRUCTURES AND IMPROVEMENTS	1,375,177	(82,511)	(6)	63,999	(10)	(6,400)	(88,910)	1,439,175	(7)
342	FUEL HOLDERS, PRODUCERS AND ACCESSORIES	1,870,604	(112,236)	(6)	225,853	(10)	(22,585)	(134,821)	2,096,456	(7)
343	PRIME MOVERS	37,668,143	(2,260,089)	(6)	23,538,317	(10)	(2,353,832)	(4,613,920)	61,206,459	(7)
344	GENERATORS	7,808,604	(468,516)	(6)	597,807	(10)	(59,781)	(528,297)	8,406,411	(7)
345	ACCESSORY ELECTRIC EQUIPMENT	3,822,601	(229,356)	(6)	952,787	(5)	(47,639)	(276,995)	4,775,388	(7)
346	MISCELLANEOUS POWER PLANT EQUIPMENT	2,224,512	(133,471)	(6)	230,541	(5)	(11,527)	(144,998)	2,455,054	(7)
	TOTAL BROWN CTS	54,769,640	(3,286,178)		25,609,303		(2,501,764)	(5,787,942)	80,378,943	(7)
<i>BROWN SOLAR</i>										
341	STRUCTURES AND IMPROVEMENTS	871,066	(8,711)	(1)	52,879	(10)	(5,288)	(13,999)	923,946	(3)
344	GENERATORS	5,750,350	(57,503)	(1)	2,612,754	(10)	(261,275)	(318,779)	8,363,103	(3)
345	ACCESSORY ELECTRIC EQUIPMENT	258,454	(2,585)	(1)	26,618	(5)	(1,331)	(3,915)	285,072	(3)
346	MISCELLANEOUS POWER PLANT EQUIPMENT	225,376	(2,254)	(1)	46,473	(5)	(2,324)	(4,577)	271,849	(3)
	TOTAL BROWN SOLAR	7,105,246	(71,052)		2,738,725		(270,218)	(341,270)	9,843,970	(3)
<i>SIMPSONVILLE SOLAR</i>										
341	STRUCTURES AND IMPROVEMENTS	593,093	0	0	36,005	(10)	(3,600)	(3,600)	629,098	(1)
344	GENERATORS	341,463	0	0	144,025	(10)	(14,402)	(14,402)	485,487	(1)
345	ACCESSORY ELECTRIC EQUIPMENT	234,147	0	0	25,293	(5)	(1,265)	(1,265)	259,440	(1)
346	MISCELLANEOUS POWER PLANT EQUIPMENT	19,678	0	0	4,207	(5)	(210)	(210)	23,885	(1)
	TOTAL SIMPSONVILLE SOLAR	1,188,381	-		209,529		(19,478)	(19,478)	1,397,910	(1)

LOUISVILLE GAS AND ELECTRIC COMPANY

TABLE 2. CALCULATION OF WEIGHTED NET SALVAGE PERCENT FOR GENERATION PLANT AS OF JUNE 30, 2020

ACCOUNT (1)	TERMINAL RETIREMENTS			INTERIM RETIREMENTS			TOTAL NET SALVAGE (\$) (8)=(3)+(7)	TOTAL RETIREMENTS (\$) (9)=(2)+(5)	ESTIMATED NET SALVAGE (%) (10)=(8)/(9)	
	RETIREMENTS (\$) (2)	NET SALVAGE (\$) (3)	NET SALVAGE (%) (4)=(3)/(2)	RETIREMENTS (\$) (5)	NET SALVAGE (%) (6)	NET SALVAGE (\$) (7)=(5)x(6)				
<i>CANE RUN CC</i>										
341	STRUCTURES AND IMPROVEMENTS	13,234,846	(1,455,833)	(11)	4,474,605	(10)	(447,461)	(1,903,294)	17,709,451	(11)
342	FUEL HOLDERS, PRODUCERS AND ACCESSORIES	6,886,995	(757,569)	(11)	1,554,575	(10)	(155,458)	(913,027)	8,441,570	(11)
343	PRIME MOVERS	33,309,235	(3,664,016)	(11)	42,555,900	(10)	(4,255,590)	(7,919,606)	75,865,135	(11)
344	GENERATORS	16,092,771	(1,770,205)	(11)	1,433,989	(10)	(143,399)	(1,913,604)	17,526,760	(11)
345	ACCESSORY ELECTRIC EQUIPMENT	5,336,678	(587,035)	(11)	1,520,487	(5)	(76,024)	(663,059)	6,857,165	(11)
346	MISCELLANEOUS POWER PLANT EQUIPMENT	871,342	(95,848)	(11)	94,158	(5)	(4,708)	(100,556)	965,500	(11)
	TOTAL CANE RUN CC	75,731,868	(8,330,505)		51,633,713		(5,082,639)	(13,413,145)	127,365,581	(11)
<i>PADDY'S RUN</i>										
341	STRUCTURES AND IMPROVEMENTS	2,401,742	(120,087)	(5)	146,456	(10)	(14,646)	(134,733)	2,548,199	(6)
342	FUEL HOLDERS, PRODUCERS AND ACCESSORIES	9,144,659	(457,233)	(5)	814,649	(10)	(81,465)	(538,698)	9,959,308	(6)
343	PRIME MOVERS	12,358,098	(617,905)	(5)	9,792,079	(10)	(979,208)	(1,597,113)	22,150,178	(6)
344	GENERATORS	9,915,368	(495,768)	(5)	995,089	(10)	(99,509)	(595,277)	10,910,457	(6)
345	ACCESSORY ELECTRIC EQUIPMENT	3,714,022	(185,701)	(5)	653,254	(5)	(32,663)	(218,364)	4,367,276	(6)
346	MISCELLANEOUS POWER PLANT EQUIPMENT	1,186,974	(69,349)	(5)	121,871	(5)	(6,094)	(65,442)	1,308,846	(6)
	TOTAL PADDY'S RUN	38,720,863	(1,936,043)		12,523,399		(1,213,584)	(3,149,627)	51,244,263	(6)
<i>TRIMBLE COUNTY CTS</i>										
341	STRUCTURES AND IMPROVEMENTS	11,093,740	(998,437)	(9)	751,479	(10)	(75,148)	(1,073,585)	11,845,219	(9)
342	FUEL HOLDERS, PRODUCERS AND ACCESSORIES	3,333,189	(299,987)	(9)	652,330	(10)	(65,233)	(365,220)	3,985,518	(9)
343	PRIME MOVERS	47,726,931	(4,295,424)	(9)	43,119,447	(10)	(4,311,945)	(8,607,368)	90,846,377	(9)
344	GENERATORS	9,906,099	(891,549)	(9)	811,454	(10)	(81,145)	(972,694)	10,717,552	(9)
345	ACCESSORY ELECTRIC EQUIPMENT	11,812,067	(1,063,086)	(9)	2,905,158	(5)	(145,258)	(1,208,344)	14,717,225	(9)
346	MISCELLANEOUS POWER PLANT EQUIPMENT	51,696	(4,653)	(9)	3,881	(5)	(194)	(4,847)	55,577	(9)
	TOTAL TRIMBLE COUNTY CTS	83,923,721	(7,553,135)		48,243,748		(4,678,923)	(12,232,058)	132,167,470	(9)
<i>ZORN AND RIVER ROAD CTS</i>										
341	STRUCTURES AND IMPROVEMENTS	8,241	(742)	(9)	-	(10)	-	(742)	8,241	(9)
342	FUEL HOLDERS, PRODUCERS AND ACCESSORIES	22,229	(2,001)	(9)	-	(10)	-	(2,001)	22,229	(9)
343	PRIME MOVERS	-	0	(9)	-	(10)	-	-	-	(9)
344	GENERATORS	1,919,305	(172,737)	(9)	-	(10)	-	(172,737)	1,919,305	(9)
345	ACCESSORY ELECTRIC EQUIPMENT	94,656	(8,519)	(9)	-	(5)	-	(8,519)	94,656	(9)
346	MISCELLANEOUS POWER PLANT EQUIPMENT	9,488	(854)	(9)	-	(5)	-	(854)	9,488	(9)
	TOTAL ZORN AND RIVER ROAD CTS	2,053,920	(184,853)		-		-	(184,853)	2,053,920	(9)
	TOTAL OTHER PRODUCTION PLANT	263,493,638	(21,361,767)		140,958,418		(13,766,605)	(35,128,372)	404,452,056	
	GRAND TOTAL	3,252,667,904	(165,179,859)		646,993,449		(156,778,759)	(321,958,618)	3,899,661,353	

LOUISVILLE GAS AND ELECTRIC COMPANY
GAS PLANTTABLE 2. SUMMARY OF ESTIMATED SURVIVOR CURVES, NET SALVAGE PERCENT, ORIGINAL COST, BOOK DEPRECIATION RESERVE
AND CALCULATED ANNUAL DEPRECIATION ACCRUALS RELATED TO GAS PLANT AS OF JUNE 30, 2020

ACCOUNT (1)	SURVIVOR CURVE (2)	NET SALVAGE PERCENT (3)	ORIGINAL COST (4)	BOOK DEPRECIATION RESERVE (5)	FUTURE ACCRUALS (6)	CALCULATED ANNUAL ACCRUAL AMOUNT (7)	ACCRUAL RATE (8)=(7)/(4)	COMPOSITE REMAINING LIFE (9)=(6)/(7)
DEPRECIABLE PLANT								
INTANGIBLE PLANT								
302.00	FRANCHISES AND CONSENTS	20-SQ	387.49	329	58	46	11.87	1.3
TOTAL INTANGIBLE PLANT			387.49	329	58	46	11.87	
PRODUCTION PLANT								
350.20	RIGHTS OF WAY	65-R4	101,212.49	71,823	29,389	554	0.55	53.0
351.20	COMPRESSOR STATION STRUCTURES	60-R2.5	10,661,701.18	1,998,541	10,795,500	210,995	1.98	51.2
351.30	MEASURING AND REGULATING STATION STRUCTURES	65-R3	33,043.05	17,428	17,267	311	0.94	55.5
351.40	OTHER STRUCTURES	65-R2.5	7,456,402.54	1,269,470	7,678,213	135,132	1.81	56.8
352.10	STORAGE LEASEHOLDS AND RIGHTS	75-R4	548,241.14	548,241	0	0	-	-
352.20	RESERVOIRS	65-R4	400,511.40	400,511	0	0	-	-
352.30	NONRECOVERABLE NATURAL GAS	50-SQ	9,648,855.00	8,531,757	1,117,098	73,252	0.76	15.3
352.40	WELL DRILLING	65-R2.5	5,843,091.23	1,625,458	7,139,179	163,256	2.79	43.7
352.50	WELL EQUIPMENT	45-R0.5	16,339,761.29	1,585,810	22,923,832	639,442	3.91	35.8
353.00	LINES	50-R2	28,179,530.21	10,055,203	23,760,233	606,950	2.15	39.1
354.00	COMPRESSOR STATION EQUIPMENT	45-R1.5	67,101,600.61	11,327,315	65,839,526	1,705,668	2.54	38.6
355.00	MEASURING AND REGULATING EQUIPMENT	45-S0	2,738,629.03	441,124	2,845,231	72,925	2.66	39.0
356.00	PURIFICATION EQUIPMENT	49-R2	27,989,048.00	7,380,361	29,005,401	715,616	2.56	40.5
357.00	OTHER EQUIPMENT	47-R2	4,967,137.16	823,728	4,640,123	116,840	2.35	39.7
TOTAL PRODUCTION PLANT			182,008,764.33	46,076,770	175,790,992	4,440,941	2.44	
TRANSMISSION PLANT								
365.20	RIGHTS OF WAY	75-R4	220,659.05	211,882	8,777	247	0.11	35.5
367.00	MAINS	65-R2.5	60,204,782.68	14,420,032	69,866,664	1,329,465	2.21	52.6
TOTAL TRANSMISSION PLANT			60,425,441.73	14,631,914	69,875,441	1,329,712	2.20	
DISTRIBUTION PLANT								
374.22	OTHER DISTRIBUTION LAND RIGHTS	75-S3	74,018.23	74,018	0	0	-	-
375.10	STRUCTURES AND IMPROVEMENTS - CITY GATE STATION	50-R3	519,543.44	113,048	510,404	14,437	2.78	35.4
375.20	STRUCTURES AND IMPROVEMENTS - OTHER DISTRIBUTION	42-L1.5	765,267.96	352,566	565,756	18,878	2.47	30.0
376.00	MAINS	67-R2.5	443,944,388.29	150,266,657	471,255,487	9,180,586	2.07	51.3
378.00	MEASURING AND REGULATING STATION EQUIPMENT - GENERAL	43-S0	30,245,523.95	2,928,855	33,365,774	930,687	3.08	35.9
379.00	MEASURING AND REGULATING STATION EQUIPMENT - CITY GATE	37-S0	13,757,154.12	1,546,565	17,713,451	593,727	4.32	29.8
380.00	SERVICES	46-S0	449,459,091.83	141,009,250	555,652,342	14,259,475	3.17	39.0
381.00	METERS	26-R2.5	64,031,905.62	14,714,042	55,721,054	3,368,120	5.26	16.5
383.00	HOUSE REGULATORS	31-S1.5	27,563,936.65	7,992,049	22,328,281	1,039,520	3.77	21.5
385.00	INDUSTRIAL MEASURING AND REGULATING STATION EQUIPMENT	45-S1.5	1,181,462.74	228,237	1,012,299	28,136	2.38	36.0
387.00	OTHER EQUIPMENT	42-R2.5	51,112.34	31,137	19,975	836	1.64	23.9
TOTAL DISTRIBUTION PLANT			1,031,593,405.17	319,256,424	1,158,144,823	29,434,402	2.85	

LOUISVILLE GAS AND ELECTRIC COMPANY
GAS PLANTTABLE 2. SUMMARY OF ESTIMATED SURVIVOR CURVES, NET SALVAGE PERCENT, ORIGINAL COST, BOOK DEPRECIATION RESERVE
AND CALCULATED ANNUAL DEPRECIATION ACCRUALS RELATED TO GAS PLANT AS OF JUNE 30, 2020

ACCOUNT (1)	SURVIVOR CURVE (2)	NET SALVAGE PERCENT (3)	ORIGINAL COST (4)	BOOK DEPRECIATION RESERVE (5)	FUTURE ACCRUALS (6)	CALCULATED ANNUAL		COMPOSITE REMAINING LIFE (9)=(6)/(7)
						ACCRUAL AMOUNT (7)	ACCRUAL RATE (8)=(7)/(4)	
GENERAL PLANT								
392.00	TRANSPORTATION EQUIPMENT							
	CARS AND LIGHT TRUCKS	10-S2	87,402.64	24,371	63,032	10,394	11.89	6.1
392.10	HEAVY TRUCKS AND OTHER	11-L3	1,286,045.28	669,643	616,402	111,860	8.70	5.5
392.20	TRAILERS	17-S2	719,020.36	238,794	480,226	46,307	6.44	10.4
	TOTAL TRANSPORTATION EQUIPMENT		2,092,468.28	932,808	1,159,660	168,561	8.06	
394.00	TOOLS, SHOP AND GARAGE EQUIPMENT	25-SQ	8,021,468.81	3,033,641	4,987,828	291,463	3.63	17.1
	POWER OPERATED EQUIPMENT							
396.10	LARGE MACHINERY	15-L2.5	4,474,881.12	1,839,143	2,635,738	230,955	5.16	11.4
396.20	OTHER	24-L1.5	426,114.76	146,077	280,038	13,690	3.21	20.5
	TOTAL POWER OPERATED EQUIPMENT		4,900,995.88	1,985,220	2,915,776	244,645	4.99	
	TOTAL GENERAL PLANT		15,014,932.97	5,951,669	9,063,264	704,669	4.69	
	TOTAL DEPRECIABLE PLANT		1,289,042,931.69	385,917,106	1,412,874,578	35,909,770	2.79	
NONDEPRECIABLE PLANT								
350.10	LAND		250,794.93					
358.05	ARO COST GAS UNDERGROUND STORAGE (L/B)		27,867.81	2,619				
358.07	ARO COST GAS UNDERGROUND STORAGE (EQUIPMENT)		6,321,102.16	1,148,494				
372.07	ARO COST GAS TRANSMISSION (EQUIPMENT)		2,650,692.06	466,639				
374.12	LAND		60,478.68					
374.13	LAND		584,511.54					
388.07	ARO COST GAS DISTRIBUTION (EQUIPMENT)		16,218,933.27	2,045,124				
	TOTAL NONDEPRECIABLE PLANT		26,114,380.45	3,662,876				
	TOTAL GAS PLANT		1,315,157,312.14	389,579,982	1,412,874,578	35,909,770		

LOUISVILLE GAS AND ELECTRIC COMPANY
COMMON PLANTTABLE 3. SUMMARY OF ESTIMATED SURVIVOR CURVES, NET SALVAGE PERCENT, ORIGINAL COST, BOOK DEPRECIATION RESERVE
AND CALCULATED ANNUAL DEPRECIATION ACCRUALS RELATED TO COMMON PLANT AS OF JUNE 30, 2020

ACCOUNT (1)	PROBABLE RETIREMENT DATE (2)	SURVIVOR CURVE (3)	NET SALVAGE PERCENT (4)	ORIGINAL COST (5)	BOOK DEPRECIATION RESERVE (6)	FUTURE ACCRUALS (7)	CALCULATED ANNUAL		COMPOSITE REMAINING LIFE (10)=(7)/(8)	
							ACCRUAL AMOUNT (8)	ACCRUAL RATE (9)=(8)/(5)		
DEPRECIABLE PLANT										
INTANGIBLE PLANT										
303.00	COMPUTER SOFTWARE		5-SQ	0	65,355,681.53	31,589,816	33,765,866	11,969,988	18.32	2.8
303.10	CCS SOFTWARE	12-2027	SQUARE *	0	15,767,717.37	6,073,346	9,694,371	1,701,152	10.79	5.7
TOTAL INTANGIBLE PLANT					81,123,398.90	37,663,162	43,460,237	13,671,140	16.85	
GENERAL PLANT										
STRUCTURES AND IMPROVEMENTS										
390.10	GENERAL OFFICE		40-S0.5	(10)	75,272,749.38	29,728,127	53,071,897	1,921,210	2.55	27.6
390.20	TRANSPORTATION		30-L1	(5)	399,608.09	73,127	346,461	23,589	5.90	14.7
390.30	STORES		55-R2.5	(10)	10,389,763.80	6,974,369	4,454,371	132,517	1.28	33.6
390.40	SHOPS		45-R1	(10)	1,036,727.70	243,710	896,690	24,546	2.37	36.5
390.60	MICROWAVE		55-R4	(5)	1,099,708.47	440,999	713,695	18,676	1.70	38.2
TOTAL STRUCTURES AND IMPROVEMENTS					88,198,557.44	37,460,332	59,483,114	2,120,538	2.40	
OFFICE FURNITURE AND EQUIPMENT										
391.10	FURNITURE		20-SQ	0	8,066,164.67	5,437,621	2,628,544	150,930	1.87	17.4
391.20	EQUIPMENT		15-SQ	0	1,455,574.38	805,212	650,362	75,142	5.16	8.7
391.30	COMPUTER EQUIPMENT		5-SQ	0	24,862,973.13	6,984,838	17,878,135	6,975,135	28.05	2.6
391.31	PERSONAL COMPUTER		4-SQ	0	7,467,372.23	3,284,420	4,182,952	2,027,773	27.16	2.1
391.40	SECURITY EQUIPMENT		10-SQ	0	910,248.45	847,299	62,949	13,936	1.53	4.5
TOTAL OFFICE FURNITURE AND EQUIPMENT					42,762,332.86	17,359,390	25,402,942	9,242,916	21.61	
TRANSPORTATION EQUIPMENT										
392.00	CARS AND LIGHT TRUCKS		9-S2.5	0	166,011.37	1,049	164,962	20,019	12.06	8.2
392.10	HEAVY TRUCKS AND OTHER		13-S1	0	259,518.33	178,324	81,194	9,483	3.65	8.6
392.20	TRAILERS		26-S0	0	71,447.10	5,712	65,735	3,070	4.30	21.4
TOTAL TRANSPORTATION EQUIPMENT					496,976.80	185,085	311,891	32,572	6.55	
STORES EQUIPMENT										
393.00	TOOLS, SHOP AND GARAGE EQUIPMENT		25-SQ	0	656,822.21	161,182	495,640	25,202	3.84	19.7
394.00			25-SQ	0	3,935,838.16	2,162,704	1,773,134	157,205	3.99	11.3
TOTAL STORES EQUIPMENT					4,592,660.37	2,323,886	2,268,774	182,407	3.92	
POWER OPERATED EQUIPMENT										
396.10	LARGE MACHINERY		26-S2	0	648,434.25	238,802	409,632	20,123	3.10	20.4
396.20	OTHER		24-L2.5	0	29,397.49	15,284	14,113	614	2.09	23.0
TOTAL POWER OPERATED EQUIPMENT					677,831.74	254,086	423,745	20,737	3.06	
COMMUNICATION EQUIPMENT										
397.00	MICROWAVE, FIBER AND OTHER		20-L2.5	0	20,884,926.69	15,592,101	5,292,826	320,989	1.54	16.5
397.10	RADIO AND TELEPHONE		10-SQ	0	18,408,799.69	11,669,018	6,739,782	1,100,961	5.98	6.1
TOTAL COMMUNICATION EQUIPMENT					39,293,726.38	27,261,119	12,032,608	1,421,950	3.62	
TOTAL GENERAL PLANT					176,022,085.59	84,843,898	99,923,074	13,021,120	7.40	
TOTAL DEPRECIABLE PLANT					257,145,484.49	122,507,060	143,383,311	26,692,260	10.38	

LOUISVILLE GAS AND ELECTRIC COMPANY
COMMON PLANT

TABLE 3. SUMMARY OF ESTIMATED SURVIVOR CURVES, NET SALVAGE PERCENT, ORIGINAL COST, BOOK DEPRECIATION RESERVE AND CALCULATED ANNUAL DEPRECIATION ACCRUALS RELATED TO COMMON PLANT AS OF JUNE 30, 2020

ACCOUNT		PROBABLE	SURVIVOR	NET	ORIGINAL	BOOK	FUTURE	CALCULATED ANNUAL		COMPOSITE
(1)		RETIREMENT	CURVE	SALVAGE	COST	DEPRECIATION	ACCRUALS	ACCRUAL	ACCRUAL	REMAINING
		DATE		PERCENT		RESERVE		AMOUNT	RATE	LIFE
		(2)	(3)	(4)	(5)	(6)	(7)	(8)	(9)=(8)/(5)	(10)=(7)/(8)
NONDEPRECIABLE PLANT										
301.00	ORGANIZATION				83,782.29					
389.10	LAND				1,564,394.37					
TOTAL NONDEPRECIABLE PLANT					1,648,176.66					
TOTAL COMMON PLANT					258,793,661.15	122,507,060	143,383,311	26,692,260		

* CCS SOFTWARE IS DEPRECIATED WITH A FINAL RETIREMENT DATE OF DECEMBER 31, 2027