

COMMONWEALTH OF KENTUCKY

BEFORE THE PUBLIC SERVICE COMMISSION

IN THE MATTER OF:

ELECTRONIC TARIFF FILING OF EAST)
KENTUCKY POWER COOPERATIVE, INC.)
OF AN AMENDMENT TO AN INDUSTRIAL)
POWER AGREEMENT WITH INTERRUPTIBLE)
SERVICE BETWEEN EAST KENTUCKY)
POWER COOPERATIVE, INC., OWEN)
ELECTRIC CORPORATION, INC. AND NUCOR)
STEEL GALLATIN, LLC F/K/A GALLATIN)
STEEL COMPANY)


Case No. 2020-00317

NOTICE OF FILING

Come now East Kentucky Power Cooperative, Inc. (“EKPC”), by counsel, pursuant to the Commission’s September 29, 2020 Order establishing this docket, and, in compliance with said Order, does hereby give notice of its filing of a public version of the Excel spreadsheet filed in response to Item 4 of Commission Staff’s request.

Dated this 6th day of October 2020.

Respectfully submitted,



David S. Samford
L. Allyson Honaker
GOSS SAMFORD, PLLC
2365 Harrodsburg Road, Suite B-325
Lexington, Kentucky 40504
(859) 368-7740
david@gosssamfordlaw.com
allyson@gosssamfordlaw.com

Counsel for East Kentucky Power Cooperative, Inc.

CERTIFICATE OF SERVICE

In accordance with 807 KAR 5:001, Section 8, this is to certify that the electronically filed document is a true and accurate copies of the same document being filed in paper medium; that the electronic filing has been transmitted to the Commission on October 6, 2020; that there are currently no parties in this proceeding that the Commission has excused from participation by electronic means; and that the original versions of the documents transmitted electronically will be filed with the Commission in paper medium within thirty (30) days of the end of the ongoing COVID-19 state of emergency.















Counsel for East Kentucky Power Cooperative, Inc.

REDACTED


Year	Capacity Charge (\$)	PJM NITS Charge (\$)	Energy Charge (\$)	RTEP Charge (\$)	Admin Charge (\$)	Total Load Obligation (\$)	Days/Year	Total Energy (MWh)
2019	\$6,019,968.00	\$4,184,299.20	\$33,687,541.66	\$334,231.27	\$248,349.16	\$44,474,389.28	366	1,054,080
2020	\$4,594,493.86	\$4,477,200.14	\$33,103,656.46	\$331,433.52	\$260,531.68	\$42,767,315.66	365	1,051,200
2021	\$8,404,928.00					\$44,968,098.33	365	
2022						\$44,620,363.37	365	
2023						\$45,086,811.67	366	
2024						\$46,217,647.18	365	
2025						\$48,652,453.44	365	
2026						\$50,795,721.78	365	
2027						\$53,326,961.24	366	
2028						\$54,060,969.45	365	
2029						\$56,901,749.50	365	
2030						\$59,698,507.72	365	
2031						\$42,560,836.65	366	
Totals:	\$106,492,799.20	\$57,812,152.15	\$303,212,084.59	\$4,412,640.32	\$3,041,055.15	\$474,970,731.40		10,520,640

REDACTED

Avg Cost (\$/MWh)	Avg Cost (\$/kWh)	Avg Cost (¢/kWh)
\$42.19	\$0.0422	4.219
\$40.68	\$0.0407	4.068
		
\$45.15	\$0.0451	4.515

Year	PJM Capacity (¢/kWh)	PJM DA Energy (¢/kWh)	PJM RTEP Charge (¢/kWh)	PJM NITS Charge (¢/kWh)	Subtotal (¢/kWh)
2019	0.571	3.196	0.032	0.397	4.196
2020	0.437	3.149	0.032	0.426	4.044
2021					
2022					
2023					
2024					
2025					
2026					
2027					
2028					
2029					
2030					
2031					4.486

REDACTED

EKPC Market Admin Cost (¢/kWh)	PJM Admin Charge (¢/kWh)	Additional Load Expenses (¢/kWh)	Base	Total (¢/kWh)	Base Expenses	Interruptible rate deduction	Base
0.0008	0.024	0.150	4.220	4.346	\$ 44,482,821.92	0.517569444	3.702
0.0008	0.025	0.150	4.069	4.194	\$ 42,775,893.45	0.396095896	3.673
							
0.001	0.029	0.150	4.516	4.636	\$ 475,062,889.15		3.598

Total (¢/kWh) Base Expenses

3.828 \$ 39,027,225.92

3.798 \$ 38,612,133.39



3.718 \$ 378,553,789.87

Marginal Analysis on Energy Rates

REDACTED

Energy Assumptions:	Total Annual		1,342,557,600 kWh
	On-Peak (2019)	30.04%	403,304,303 kWh
	Off-Peak (2019)	69.96%	939,253,297 kWh

Year	Contract Energy Rate / kWh	Add: FAC Adjustment to Rate / kWh	Less: 3rd Amendment Discount / kWh	Net Energy Rate / kWh	Total Expense / kWh	Difference	Annual Energy / kWh	Estimated		
								Revenue	Expense	Margin

On-Peak Energy Rate:

2021	\$0.038905						403,304,303			
2022	\$0.038905						403,304,303			
2023	\$0.038905						403,304,303			
2024	\$0.038905						403,304,303			
2025	\$0.038905						403,304,303			
2026	\$0.038905						403,304,303			
2027	\$0.038905		\$0.000000				403,304,303			
2028	\$0.038905		\$0.000000				403,304,303			
2029	\$0.038905		\$0.000000				403,304,303			
2030	\$0.038905		\$0.000000				403,304,303			
							Totals	\$163,274,118	\$147,658,175	\$15,615,943

Off-Peak Energy Rate:

2021	\$0.035477						939,253,297			
2022	\$0.035477						939,253,297			
2023	\$0.035477						939,253,297			
2024	\$0.035477						939,253,297			
2025	\$0.035477						939,253,297			
2026	\$0.035477						939,253,297			
2027	\$0.035477		\$0.000000				939,253,297			
2028	\$0.035477		\$0.000000				939,253,297			
2029	\$0.035477		\$0.000000				939,253,297			
2030	\$0.035477		\$0.000000				939,253,297			
							Totals	\$348,050,641	\$343,880,357	\$4,170,284

REDACTED

Year	Forward Admin (\$) Assuming 5% annual increase	Load 1 (MW)	Load Forecast - Winter Peak (MW)	Load Forecast - Winter Peak + Add Load (MW)	Admin Cost (\$/MW-yr)	Load Obligation (\$)	
						\$3,041,055.15	
2014	\$4,427,431						
2015	\$4,365,923						-1%
2016	\$4,524,420	160	2,890	3,050	\$1,483.42	\$237,346.64	4%
2017	\$4,730,054	160	3,148	3,308	\$1,429.98	\$228,796.82	5%
2018	\$4,966,557	160	3,169	3,329	\$1,491.83	\$238,692.17	5%
2019	\$5,214,885	160	3,200	3,360	\$1,552.18	\$248,349.16	
2020	\$5,475,629	160	3,203	3,363	\$1,628.32	\$260,531.68	
2021		160	3,220	3,380			
2022		160	3,241	3,401			
2023		160	3,280	3,440			
2024		160	3,291	3,451			
2025		160	3,313	3,473			
2026		160	3,336	3,496			
2027		160	3,371	3,531			
2028		160	3,379	3,539			
2029		160	3,393	3,553			
2030		160	3,409	3,569			
2031		160	3,441	3,601			
2032		160	3,452	3,612			
2033		160	3,474	3,634			
2034		160	3,498	3,658			
2035		160	3,533	3,693			

REDACTED

Year	BRA	BRA (\$/MW-Day)	Load (MW)	Load Obligation +2.8% Planning Reserve (\$/Day)	Days/Year	Load Obligation (\$)	DR Revenue Discount	Firm MW
						\$106,492,799.20	0.90625	15
2019	19/20	\$100.00	160	\$16,448.00	366	\$6,019,968.00		
2020	20/21	\$76.53	160	\$12,587.65	365	\$4,594,493.86		
2021	21/22	\$140.00	160	\$23,027.20	365	\$8,404,928.00		
2022	22/23		160		365			
2023	23/24		160		366			
2024	24/25		160		365			
2025	25/26		160		365			
2026	26/27		160		365			
2027	27/28		160		366			
2028	28/29		160		365			
2029	29/30		160		366			
2030	30/31		160		367			

REDACTED

Year	NITS Rate (\$/MW-Year) Assuming 7% annual increase	Load 1 (MW)	LF 1 (%)	Load 2 (MW)	LF 2 (%)	Total Load Obligation (MW)	Total Load Obligation (\$)
							\$57,812,152.15
2016	\$21,334.00	160					\$3,413,440.00
2017	\$26,424.00	160					\$4,227,840.00
2018	\$24,441.00	160					\$3,910,560.00
2019	\$26,151.87	160					\$4,184,299.20
2020	\$27,982.50	160					\$4,477,200.14
2021		160					
2022		160					
2023		160					
2024		160					
2025		160					
2026		160					
2027		160					
2028		160					
2029		160					
2030		160					
2031		160					
2032		160					
2033		160					
2034		160					
2035		160					

REDACTED

Historic EKPC RESID AGG
(1127872598) DA LMP

Month-Year	through Feb 18, then AEP- DAYTON HUB (34497127) 7x24 Forward Power (\$/MWh)	Load 1 (MW)	LF 1 (%)	Load 2 (MW)	LF 2 (%)	Total Load Obligation (MWh)	Load Obligation (\$/Day)	Days/ Mo	Load Obligation (\$)	Year	Load Obligation (\$)
									\$395,515,427.50		\$303,212,084.59
Jan-16	26.38	160	75%			120	\$75,962.44	31	\$2,354,835.61	2016	\$421,417,558.05
Feb-16	27.52	160	75%			120	\$79,247.22	29	\$2,298,169.27	2017	\$30,727,859.05
Mar-16	23.08	160	75%			120	\$66,479.40	31	\$2,060,861.40	2018	\$33,444,640.34
Apr-16	22.43	160	75%			120	\$64,594.29	30	\$1,937,828.69	2019	\$33,687,541.66
May-16	25.81	160	75%			120	\$74,322.28	31	\$2,303,990.54	2020	\$33,103,656.46
Jun-16	27.44	160	75%			120	\$79,025.27	30	\$2,370,758.20	2021	
Jul-16	30.81	160	75%			120	\$88,722.86	31	\$2,750,408.63	2022	
Aug-16	28.71	160	75%			120	\$82,676.39	31	\$2,562,968.18	2023	
Sep-16	26.80	160	75%			120	\$77,184.98	30	\$2,315,549.44	2024	
Oct-16	27.77	160	75%			120	\$79,963.98	31	\$2,478,883.36	2025	
Nov-16	28.56	160	75%			120	\$82,262.57	30	\$2,467,877.22	2026	
Dec-16	31.99	160	75%			120	\$92,133.83	31	\$2,856,148.81	2027	
Jan-17	32.43	160	75%			120	\$93,410.45	31	\$2,895,723.92	2028	
Feb-17	26.97	160	75%			120	\$77,673.40	28	\$2,174,855.31	2029	
Mar-17	29.96	160	75%			120	\$86,294.40	31	\$2,675,126.40	2030	
Apr-17	29.40	160	75%			120	\$84,682.67	30	\$2,540,479.99	2031	
May-17	29.27	160	75%			120	\$84,299.61	31	\$2,613,288.00	2032	
Jun-17	26.11	160	75%			120	\$75,206.40	30	\$2,256,192.00	2033	
Jul-17	29.27	160	75%			120	\$84,295.04	31	\$2,613,146.21	2034	
Aug-17	30.19	160	75%			120	\$86,947.80	31	\$2,695,381.81	2035	
Sep-17	28.15	160	75%			120	\$81,080.00	30	\$2,432,400.00		
Oct-17	28.22	160	75%			120	\$81,277.19	31	\$2,519,592.96		
Nov-17	28.42	160	75%			120	\$81,850.79	30	\$2,455,523.63		
Dec-17	30.55	160	75%			120	\$87,997.77	31	\$2,727,930.94		
Jan-18	41.81	160	75%			120	\$120,403.32	31	\$3,732,502.88		
Feb-18	37.93	160	75%			120	\$109,243.94	28	\$3,058,830.26		
Mar-18	31.30	160	75%			120	\$90,152.00	31	\$2,794,712.00		
Apr-18	30.75	160	75%			120	\$88,569.60	30	\$2,657,088.00		
May-18	29.32	160	75%			120	\$84,434.32	31	\$2,617,463.97		
Jun-18	28.73	160	75%			120	\$82,748.80	30	\$2,482,463.97		
Jul-18	29.03	160	75%			120	\$83,606.99	31	\$2,591,816.62		
Aug-18	31.81	160	75%			120	\$91,602.06	31	\$2,839,664.00		
Sep-18	30.20	160	75%			120	\$86,962.00	30	\$2,608,860.00		
Oct-18	31.00	160	75%			120	\$89,271.48	31	\$2,767,416.00		
Nov-18	29.70	160	75%			120	\$85,529.72	30	\$2,565,891.70		

Dec-18	30.70	160	75%	120	\$88,422.89	31	\$2,741,109.64
Jan-19	36.47	160	75%	120	\$105,020.56	31	\$3,255,637.45
Feb-19	36.85	160	75%	120	\$106,123.43	28	\$2,971,456.02
Mar-19	32.73	160	75%	120	\$94,273.24	31	\$2,922,470.34
Apr-19	31.77	160	75%	120	\$91,483.79	30	\$2,744,513.73
May-19	31.36	160	75%	120	\$90,305.55	31	\$2,799,471.98
Jun-19	30.23	160	75%	120	\$87,056.00	30	\$2,611,680.01
Jul-19	33.07	160	75%	120	\$95,237.01	31	\$2,952,347.25
Aug-19	31.75	160	75%	120	\$91,448.41	31	\$2,834,900.75
Sep-19	30.68	160	75%	120	\$88,372.00	30	\$2,651,160.02
Oct-19	30.07	160	75%	120	\$86,611.06	31	\$2,684,942.97
Nov-19	29.14	160	75%	120	\$83,928.38	30	\$2,517,851.50
Dec-19	32.21	160	75%	120	\$92,776.45	31	\$2,876,070.02
Jan-20	41.92	160	75%	120	\$120,733.72	31	\$3,742,745.27
Feb-20	38.72	160	75%	120	\$111,516.17	29	\$3,233,968.97
Mar-20	33.46	160	75%	120	\$96,373.73	31	\$2,987,585.74
Apr-20	29.75	160	75%	120	\$85,674.98	30	\$2,570,249.37
May-20	28.10	160	75%	120	\$80,938.39	31	\$2,509,090.06
Jun-20	28.17	160	75%	120	\$81,126.99	30	\$2,433,809.73
Jul-20	32.77	160	75%	120	\$94,364.70	31	\$2,925,305.80
Aug-20	29.63	160	75%	120	\$85,342.40	31	\$2,645,614.32
Sep-20	28.09	160	75%	120	\$80,901.04	30	\$2,427,031.06
Oct-20	27.24	160	75%	120	\$78,450.99	31	\$2,431,980.80
Nov-20	26.85	160	75%	120	\$77,340.18	30	\$2,320,205.32
Dec-20		160	75%	120		31	
Jan-21		160	75%	120		31	
Feb-21		160	75%	120		28	
Mar-21		160	75%	120		31	
Apr-21		160	75%	120		30	
May-21		160	75%	120		31	
Jun-21		160	75%	120		30	
Jul-21		160	75%	120		31	
Aug-21		160	75%	120		31	
Sep-21		160	75%	120		30	
Oct-21		160	75%	120		31	
Nov-21		160	75%	120		30	
Dec-21		160	75%	120		31	
Jan-22		160	75%	120		31	
Feb-22		160	75%	120		28	
Mar-22		160	75%	120		31	
Apr-22		160	75%	120		30	
May-22		160	75%	120		31	
Jun-22		160	75%	120		30	
Jul-22		160	75%	120		31	
Aug-22		160	75%	120		31	

Sep-22	160	75%	120	30
Oct-22	160	75%	120	31
Nov-22	160	75%	120	30
Dec-22	160	75%	120	31
Jan-23	160	75%	120	31
Feb-23	160	75%	120	28
Mar-23	160	75%	120	31
Apr-23	160	75%	120	30
May-23	160	75%	120	31
Jun-23	160	75%	120	30
Jul-23	160	75%	120	31
Aug-23	160	75%	120	31
Sep-23	160	75%	120	30
Oct-23	160	75%	120	31
Nov-23	160	75%	120	30
Dec-23	160	75%	120	31
Jan-24	160	75%	120	31
Feb-24	160	75%	120	29
Mar-24	160	75%	120	31
Apr-24	160	75%	120	30
May-24	160	75%	120	31
Jun-24	160	75%	120	30
Jul-24	160	75%	120	31
Aug-24	160	75%	120	31
Sep-24	160	75%	120	30
Oct-24	160	75%	120	31
Nov-24	160	75%	120	30
Dec-24	160	75%	120	31
Jan-25	160	75%	120	31
Feb-25	160	75%	120	28
Mar-25	160	75%	120	31
Apr-25	160	75%	120	30
May-25	160	75%	120	31
Jun-25	160	75%	120	30
Jul-25	160	75%	120	31
Aug-25	160	75%	120	31
Sep-25	160	75%	120	30
Oct-25	160	75%	120	31
Nov-25	160	75%	120	30
Dec-25	160	75%	120	31
Jan-26	160	75%	120	31
Feb-26	160	75%	120	28
Mar-26	160	75%	120	31
Apr-26	160	75%	120	30
May-26	160	75%	120	31

Jun-26	160	75%	120	30
Jul-26	160	75%	120	31
Aug-26	160	75%	120	31
Sep-26	160	75%	120	30
Oct-26	160	75%	120	31
Nov-26	160	75%	120	30
Dec-26	160	75%	120	31
Jan-27	160	75%	120	31
Feb-27	160	75%	120	28
Mar-27	160	75%	120	31
Apr-27	160	75%	120	30
May-27	160	75%	120	31
Jun-27	160	75%	120	30
Jul-27	160	75%	120	31
Aug-27	160	75%	120	31
Sep-27	160	75%	120	30
Oct-27	160	75%	120	31
Nov-27	160	75%	120	30
Dec-27	160	75%	120	31
Jan-28	160	75%	120	31
Feb-28	160	75%	120	29
Mar-28	160	75%	120	31
Apr-28	160	75%	120	30
May-28	160	75%	120	31
Jun-28	160	75%	120	30
Jul-28	160	75%	120	31
Aug-28	160	75%	120	31
Sep-28	160	75%	120	30
Oct-28	160	75%	120	31
Nov-28	160	75%	120	30
Dec-28	160	75%	120	31
Jan-29	160	75%	120	31
Feb-29	160	75%	120	28
Mar-29	160	75%	120	31
Apr-29	160	75%	120	30
May-29	160	75%	120	31
Jun-29	160	75%	120	30
Jul-29	160	75%	120	31
Aug-29	160	75%	120	31
Sep-29	160	75%	120	30
Oct-29	160	75%	120	31
Nov-29	160	75%	120	30
Dec-29	160	75%	120	31
Jan-30	160	75%	120	31
Feb-30	160	75%	120	28

Mar-30	160	75%	120	31
Apr-30	160	75%	120	30
May-30	160	75%	120	31
Jun-30	160	75%	120	30
Jul-30	160	75%	120	31
Aug-30	160	75%	120	31
Sep-30	160	75%	120	30
Oct-30	160	75%	120	31
Nov-30	160	75%	120	30
Dec-30	160	75%	120	31
Jan-31	160	75%	120	31
Feb-31	160	75%	120	28
Mar-31	160	75%	120	31
Apr-31	160	75%	120	30
May-31	160	75%	120	31
Jun-31	160	75%	120	30
Jul-31	160	75%	120	31
Aug-31	160	75%	120	31
Sep-31	160	75%	120	30
Oct-31	160	75%	120	31
Nov-31	160	75%	120	30
Dec-31	160	75%	120	31
Jan-32	160	75%	120	31
Feb-32	160	75%	120	29
Mar-32	160	75%	120	31
Apr-32	160	75%	120	30
May-32	160	75%	120	31
Jun-32	160	75%	120	30
Jul-32	160	75%	120	31
Aug-32	160	75%	120	31
Sep-32	160	75%	120	30
Oct-32	160	75%	120	31
Nov-32	160	75%	120	30
Dec-32	160	75%	120	31
Jan-33	160	75%	120	31
Feb-33	160	75%	120	28
Mar-33	160	75%	120	31
Apr-33	160	75%	120	30
May-33	160	75%	120	31
Jun-33	160	75%	120	30
Jul-33	160	75%	120	31
Aug-33	160	75%	120	31
Sep-33	160	75%	120	30
Oct-33	160	75%	120	31
Nov-33	160	75%	120	30

Dec-33		160	75%	120		31	
Jan-34		160	75%	120		31	
Feb-34		160	75%	120		28	
Mar-34		160	75%	120		31	
Apr-34		160	75%	120		30	
May-34		160	75%	120		31	
Jun-34		160	75%	120		30	
Jul-34		160	75%	120		31	
Aug-34		160	75%	120		31	
Sep-34		160	75%	120		30	
Oct-34		160	75%	120		31	
Nov-34		160	75%	120		30	
Dec-34		160	75%	120		31	
Jan-35		160	75%	120		31	
Feb-35		160	75%	120		28	
Mar-35		160	75%	120		31	
Apr-35		160	75%	120		30	
May-35		160	75%	120		31	
Jun-35		160	75%	120		30	
Jul-35		160	75%	120		31	
Aug-35		160	75%	120		31	
Sep-35		160	75%	120		30	
Oct-35		160	75%	120		31	
Nov-35		160	75%	120		30	
Dec-35		160	75%	120		31	
Jan-36	58.53	160	75%	120	\$168,557.02	31	\$5,225,267.68
Feb-36	53.93	160	75%	120	\$155,329.91	29	\$4,504,567.46
Mar-36	48.46	160	75%	120	\$139,572.00	31	\$4,326,731.96
Apr-36	42.67	160	75%	120	\$122,889.33	30	\$3,686,679.87
May-36	43.71	160	75%	120	\$125,880.56	31	\$3,902,297.34
Jun-36	46.41	160	75%	120	\$133,664.38	30	\$4,009,931.50
Jul-36	55.19	160	75%	120	\$158,934.47	31	\$4,926,968.56
Aug-36	53.01	160	75%	120	\$152,679.98	31	\$4,733,079.45
Sep-36	45.49	160	75%	120	\$131,011.82	30	\$3,930,354.59
Oct-36	43.71	160	75%	120	\$125,888.67	31	\$3,902,548.91
Nov-36	44.41	160	75%	120	\$127,902.76	30	\$3,837,082.66
Dec-36	47.05	160	75%	120	\$135,515.90	31	\$4,200,992.82
Jan-37	64.28	160	75%	120	\$185,131.31	31	\$5,739,070.63
Feb-37	62.02	160	75%	120	\$178,607.98	28	\$5,001,023.39
Mar-37	53.85	160	75%	120	\$155,085.41	31	\$4,807,647.75
Apr-37	47.05	160	75%	120	\$135,510.72	30	\$4,065,321.68
May-37	48.92	160	75%	120	\$140,884.88	31	\$4,367,431.33
Jun-37	53.22	160	75%	120	\$153,268.61	30	\$4,598,058.37
Jul-37	63.37	160	75%	120	\$182,512.31	31	\$5,657,881.74
Aug-37	61.03	160	75%	120	\$175,779.76	31	\$5,449,172.55

Sep-37	51.15	160	75%	120	\$147,306.58	30	\$4,419,197.47
Oct-37	49.08	160	75%	120	\$141,339.22	31	\$4,381,515.71
Nov-37	50.23	160	75%	120	\$144,667.75	30	\$4,340,032.36
Dec-37	53.17	160	75%	120	\$153,139.53	31	\$4,747,325.41
Jan-38	71.66	160	75%	120	\$206,394.91	31	\$6,398,242.17
Feb-38	69.21	160	75%	120	\$199,337.89	28	\$5,581,460.95
Mar-38	61.39	160	75%	120	\$176,795.91	31	\$5,480,673.34
Apr-38	53.19	160	75%	120	\$153,190.99	30	\$4,595,729.57
May-38	55.57	160	75%	120	\$160,039.94	31	\$4,961,238.27
Jun-38	60.31	160	75%	120	\$173,702.68	30	\$5,211,080.50
Jul-38	71.65	160	75%	120	\$206,360.48	31	\$6,397,174.81
Aug-38	70.22	160	75%	120	\$202,234.81	31	\$6,269,279.08
Sep-38	58.01	160	75%	120	\$167,065.16	30	\$5,011,954.73
Oct-38	55.11	160	75%	120	\$158,727.73	31	\$4,920,559.51
Nov-38	57.37	160	75%	120	\$165,237.33	30	\$4,957,119.99
Dec-38	60.57	160	75%	120	\$174,445.42	31	\$5,407,807.87
Jan-39	81.40	160	75%	120	\$234,424.96	31	\$7,267,173.61
Feb-39	78.60	160	75%	120	\$226,363.82	28	\$6,338,186.91
Mar-39	67.64	160	75%	120	\$194,812.72	31	\$6,039,194.40
Apr-39	58.75	160	75%	120	\$169,210.69	30	\$5,076,320.71
May-39	63.26	160	75%	120	\$182,200.31	31	\$5,648,209.66
Jun-39	68.35	160	75%	120	\$196,844.84	30	\$5,905,345.24
Jul-39	81.04	160	75%	120	\$233,400.39	31	\$7,235,412.14
Aug-39	80.30	160	75%	120	\$231,264.20	31	\$7,169,190.21
Sep-39	66.48	160	75%	120	\$191,458.48	30	\$5,743,754.53
Oct-39	62.93	160	75%	120	\$181,250.23	31	\$5,618,757.06
Nov-39	64.99	160	75%	120	\$187,180.18	30	\$5,615,405.34
Dec-39	68.15	160	75%	120	\$196,263.91	31	\$6,084,181.08
Jan-40	90.24	160	75%	120	\$259,894.19	31	\$8,056,719.91
Feb-40	83.06	160	75%	120	\$239,212.21	29	\$6,937,154.12
Mar-40	75.93	160	75%	120	\$218,667.94	31	\$6,778,706.26
Apr-40	66.34	160	75%	120	\$191,065.82	30	\$5,731,974.71
May-40	71.80	160	75%	120	\$206,777.39	31	\$6,410,099.07
Jun-40	78.66	160	75%	120	\$226,534.57	30	\$6,796,037.24
Jul-40	92.41	160	75%	120	\$266,127.21	31	\$8,249,943.63
Aug-40	92.04	160	75%	120	\$265,081.90	31	\$8,217,538.86
Sep-40	75.92	160	75%	120	\$218,663.59	30	\$6,559,907.84
Oct-40	71.12	160	75%	120	\$204,830.61	31	\$6,349,748.89
Nov-40	74.84	160	75%	120	\$215,542.69	30	\$6,466,280.65
Dec-40	77.41	160	75%	120	\$222,952.40	31	\$6,911,524.35
Jan-41	92.56	160	75%	120	\$266,578.71	31	\$8,263,940.06
Feb-41	84.74	160	75%	120	\$244,058.91	28	\$6,833,649.41
Mar-41	77.19	160	75%	120	\$222,298.77	31	\$6,891,261.87
Apr-41	68.00	160	75%	120	\$195,826.01	30	\$5,874,780.24
May-41	73.32	160	75%	120	\$211,169.34	31	\$6,546,249.66

Jun-41	79.95	160	75%	120	\$230,251.40	30	\$6,907,542.06
Jul-41	94.88	160	75%	120	\$273,250.64	31	\$8,470,769.84
Aug-41	93.64	160	75%	120	\$269,669.17	31	\$8,359,744.28
Sep-41	78.01	160	75%	120	\$224,666.45	30	\$6,739,993.38
Oct-41	72.63	160	75%	120	\$209,179.51	31	\$6,484,564.93
Nov-41	76.12	160	75%	120	\$219,227.24	30	\$6,576,817.33
Dec-41	79.30	160	75%	120	\$228,385.68	31	\$7,079,956.01
Jan-42	94.53	160	75%	120	\$272,237.31	31	\$8,439,356.52
Feb-42	86.54	160	75%	120	\$249,239.08	28	\$6,978,694.13
Mar-42	78.83	160	75%	120	\$227,016.71	31	\$7,037,517.98
Apr-42	69.44	160	75%	120	\$199,981.78	30	\$5,999,453.40
May-42	74.59	160	75%	120	\$214,815.98	31	\$6,659,295.37
Jun-42	82.03	160	75%	120	\$236,254.59	30	\$7,087,637.77
Jul-42	96.89	160	75%	120	\$279,048.14	31	\$8,650,492.30
Aug-42	95.25	160	75%	120	\$274,326.38	31	\$8,504,117.85
Sep-42	80.15	160	75%	120	\$230,821.13	30	\$6,924,633.99
Oct-42	74.17	160	75%	120	\$213,616.59	31	\$6,622,114.25
Nov-42	77.42	160	75%	120	\$222,966.75	30	\$6,689,002.56
Dec-42	81.23	160	75%	120	\$233,944.60	31	\$7,252,282.73
Jan-43	96.11	160	75%	120	\$276,798.10	31	\$8,580,741.10
Feb-43	88.38	160	75%	120	\$254,524.23	28	\$7,126,678.53
Mar-43	80.86	160	75%	120	\$232,888.17	31	\$7,219,533.13
Apr-43	70.91	160	75%	120	\$204,221.76	30	\$6,126,652.94
May-43	75.87	160	75%	120	\$218,518.03	31	\$6,774,059.03
Jun-43	84.17	160	75%	120	\$242,404.15	30	\$7,272,124.54
Jul-43	99.48	160	75%	120	\$286,497.94	31	\$8,881,436.09
Aug-43	97.27	160	75%	120	\$280,140.79	31	\$8,684,364.54
Sep-43	81.84	160	75%	120	\$235,713.06	30	\$7,071,391.68
Oct-43	75.40	160	75%	120	\$217,154.33	31	\$6,731,784.32
Nov-43	79.38	160	75%	120	\$228,621.10	30	\$6,858,632.94
Dec-43	82.95	160	75%	120	\$238,901.56	31	\$7,405,948.41
Jan-44	97.72	160	75%	120	\$281,424.42	31	\$8,724,156.95
Feb-44	90.35	160	75%	120	\$260,204.70	29	\$7,545,936.21
Mar-44	82.98	160	75%	120	\$238,971.26	31	\$7,408,109.11
Apr-44	72.18	160	75%	120	\$207,891.20	30	\$6,236,735.87
May-44	77.83	160	75%	120	\$224,147.44	31	\$6,948,570.78
Jun-44	86.01	160	75%	120	\$247,719.51	30	\$7,431,585.34
Jul-44	100.04	160	75%	120	\$288,117.30	31	\$8,931,636.18
Aug-44	100.20	160	75%	120	\$288,589.77	31	\$8,946,282.89
Sep-44	83.68	160	75%	120	\$240,989.39	30	\$7,229,681.69
Oct-44	76.75	160	75%	120	\$221,037.27	31	\$6,852,155.23
Nov-44	81.51	160	75%	120	\$234,760.23	30	\$7,042,806.79
Dec-44	84.59	160	75%	120	\$243,613.60	31	\$7,552,021.55
Jan-45	100.40	160	75%	120	\$289,166.19	31	\$8,964,151.87
Feb-45	92.34	160	75%	120	\$265,937.84	28	\$7,446,259.56

Mar-45	84.89	160	75%	120	\$244,474.62	31	\$7,578,713.25
Apr-45	73.58	160	75%	120	\$211,916.24	30	\$6,357,487.08
May-45	79.93	160	75%	120	\$230,204.86	31	\$7,136,350.71
Jun-45	88.00	160	75%	120	\$253,432.18	30	\$7,602,965.32
Jul-45	102.35	160	75%	120	\$294,764.62	31	\$9,137,703.17
Aug-45	102.52	160	75%	120	\$295,251.04	31	\$9,152,782.28
Sep-45	85.09	160	75%	120	\$245,071.09	30	\$7,352,132.82
Oct-45	78.88	160	75%	120	\$227,178.81	31	\$7,042,543.24
Nov-45	83.40	160	75%	120	\$240,186.44	30	\$7,205,593.16
Dec-45	86.28	160	75%	120	\$248,482.69	31	\$7,702,963.46
Jan-46	103.18	160	75%	120	\$297,152.03	31	\$9,211,712.92
Feb-46	94.48	160	75%	120	\$272,093.13	28	\$7,618,607.61
Mar-46	86.46	160	75%	120	\$249,004.60	31	\$7,719,142.73
Apr-46	75.56	160	75%	120	\$217,608.12	30	\$6,528,243.71
May-46	81.78	160	75%	120	\$235,540.40	31	\$7,301,752.49
Jun-46	89.61	160	75%	120	\$258,087.85	30	\$7,742,635.63
Jul-46	105.29	160	75%	120	\$303,244.90	31	\$9,400,591.78
Aug-46	104.90	160	75%	120	\$302,103.57	31	\$9,365,210.75
Sep-46	86.54	160	75%	120	\$249,243.75	30	\$7,477,312.60
Oct-46	81.08	160	75%	120	\$233,515.17	31	\$7,238,970.31
Nov-46	85.34	160	75%	120	\$245,768.61	30	\$7,373,058.43
Dec-46	88.28	160	75%	120	\$254,260.32	31	\$7,882,069.93
Jan-47	105.58	160	75%	120	\$304,064.46	31	\$9,425,998.16
Feb-47	96.68	160	75%	120	\$278,425.52	28	\$7,795,914.60
Mar-47	88.07	160	75%	120	\$253,644.86	31	\$7,862,990.56
Apr-47	77.60	160	75%	120	\$223,477.82	30	\$6,704,334.66
May-47	83.69	160	75%	120	\$241,029.62	31	\$7,471,918.34
Jun-47	91.27	160	75%	120	\$262,855.92	30	\$7,885,677.66
Jul-47	108.33	160	75%	120	\$311,998.88	31	\$9,671,965.31
Aug-47	106.93	160	75%	120	\$307,964.00	31	\$9,546,883.94
Sep-47	89.10	160	75%	120	\$256,616.22	30	\$7,698,486.62
Oct-47	82.98	160	75%	120	\$238,969.63	31	\$7,408,058.57
Nov-47	86.98	160	75%	120	\$250,493.35	30	\$7,514,800.49
Dec-47	90.63	160	75%	120	\$261,005.16	31	\$8,091,159.89
Jan-48	108.05	160	75%	120	\$311,176.54	31	\$9,646,472.77
Feb-48	98.70	160	75%	120	\$284,253.90	29	\$8,243,363.22
Mar-48	90.54	160	75%	120	\$260,767.59	31	\$8,083,795.24
Apr-48	79.41	160	75%	120	\$228,712.14	30	\$6,861,364.19
May-48	84.99	160	75%	120	\$244,768.72	31	\$7,587,830.28
Jun-48	94.30	160	75%	120	\$271,575.48	30	\$8,147,264.49
Jul-48	111.47	160	75%	120	\$321,036.43	31	\$9,952,129.46
Aug-48	109.02	160	75%	120	\$313,972.73	31	\$9,733,154.54
Sep-48	91.75	160	75%	120	\$264,230.17	30	\$7,926,905.06
Oct-48	84.54	160	75%	120	\$243,473.05	31	\$7,547,664.45
Nov-48	89.02	160	75%	120	\$256,379.19	30	\$7,691,375.56

Dec-48	93.04	160	75%	120	\$267,959.99	31	\$8,306,759.63
Jan-49	109.62	160	75%	120	\$315,716.79	31	\$9,787,220.52
Feb-49	101.25	160	75%	120	\$291,602.66	28	\$8,164,874.48
Mar-49	93.07	160	75%	120	\$268,039.84	31	\$8,309,235.19
Apr-49	81.25	160	75%	120	\$233,995.21	30	\$7,019,856.16
May-49	86.94	160	75%	120	\$250,388.06	31	\$7,762,029.92
Jun-49	96.45	160	75%	120	\$277,771.61	30	\$8,333,148.40
Jul-49	112.78	160	75%	120	\$324,797.35	31	\$10,068,717.70
Aug-49	111.91	160	75%	120	\$322,291.07	31	\$9,991,023.25
Sep-49	93.80	160	75%	120	\$270,144.60	30	\$8,104,337.96
Oct-49	86.03	160	75%	120	\$247,753.64	31	\$7,680,362.96
Nov-49	91.36	160	75%	120	\$263,108.51	30	\$7,893,255.30
Dec-49	95.37	160	75%	120	\$274,677.33	31	\$8,514,997.09
Jan-50	112.51	160	75%	120	\$324,017.49	31	\$10,044,542.16
Feb-50	103.46	160	75%	120	\$297,958.53	28	\$8,342,838.77
Mar-50	95.10	160	75%	120	\$273,882.22	31	\$8,490,348.84
Apr-50	82.72	160	75%	120	\$238,238.94	30	\$7,147,168.31
May-50	89.18	160	75%	120	\$256,843.50	31	\$7,962,148.57
Jun-50	98.55	160	75%	120	\$283,826.39	30	\$8,514,791.81
Jul-50	114.61	160	75%	120	\$330,080.07	31	\$10,232,482.27
Aug-50	114.79	160	75%	120	\$330,588.67	31	\$10,248,248.68
Sep-50	95.84	160	75%	120	\$276,033.40	30	\$8,281,002.12
Oct-50	87.90	160	75%	120	\$253,154.44	31	\$7,847,787.63
Nov-50	93.35	160	75%	120	\$268,844.12	30	\$8,065,323.52
Dec-50	96.86	160	75%	120	\$278,954.36	31	\$8,647,585.15

REDACTED

Year	Forward RTEP (\$)	Load 1 (MW)	Load Forecast - Winter Peak (MW)	Load Forecast - Winter Peak + Add Load (MW)	RTEP Cost (\$/MW-yr)	LF 1 (%)	Load 2 (MW)	LF 2 (%)	Total Load Obligation (MW)	Load Obligation (\$)
										\$4,412,640.32
2016	\$14,199,215	160	2,890	3,050	\$4,655.48					\$744,876.85
2017	\$11,976,000	160	2,871	3,031	\$3,951.17					\$632,187.40
2018	\$6,042,827	160	3,437	3,597	\$1,679.96					\$268,794.08
2019	\$6,929,032	160	3,157	3,317	\$2,088.95					\$334,231.27
2020	\$6,929,032	160	3,185	3,345	\$2,071.46					\$331,433.52
2021		160	3,190	3,350						
2022		160	3,197	3,357						
2023		160	3,232	3,392						
2024		160	3,251	3,411						
2025		160	3,272	3,432						
2026		160	3,309	3,469						
2027		160	3,334	3,494						
2028		160	3,353	3,513						
2029		160	3,372	3,532						
2030		160	3,374	3,534						
2031		160	3,397	3,557						
2032		160	3,427	3,587						
2033		160	3,456	3,616						
2034		160	3,471	3,631						
2035		160	3,495	3,655						
2036		160	3518	3678						
2037		160	3542	3702						
2038		160	3559	3719						
2039		160	3559	3719						
2040		160	3559	3719						
2041		160	3559	3719						
2042		160	3559	3719						
2043		160	3559	3719						
2044		160	3559	3719						
2045		160	3559	3719						
2046		160	3559	3719						
2047		160	3559	3719						