

Contract 2
2019 Phase 18
Water and Sewer
System Improvements


FOR THE
Columbia-Adair Utilities District
Columbia, Adair County, Kentucky



Kentucky Engineering Group, PLLC

P.O. Box 1034

Versailles, Kentucky 40383



AUGUST 2020

KEG Project No. 19013

BID DOCUMENTS

TABLE OF CONTENTS
CONTRACT 2
2019 PHASE 18
WATER AND SEWER SYSTEM IMPROVEMENTS
Columbia-Adair Utilities District

TOC-1

ADVERTISEMENT FOR BIDS

SECTION 00010 – ADVERTISEMENT FOR BIDS..... 1-2
SECTION 00100 – INSTRUCTIONS TO BIDDERS 1-12

BID FORMS

SECTION 00410 – BID FORM 1-7
SECTION 00420 – QUALIFICATIONS STATEMENT 1-12
SECTION 00430 – BID BOND 1-2
SECTION 00440 – RD COMPLIANCE STATEMENT 1-2
SECTION 00450 – RD CERTIFICATION FOR CONTRACTS, GRANTS AND LOANS..... 1
SECTION 00460 – RD CERTIFICATION REGARDING DEBARMENT 1-2

AGREEMENT FORMS

SECTION 00510 – NOTICE OF AWARD 1
SECTION 00520 – AGREEMENT FORMS..... 1-6
SECTION 00550 – NOTICE TO PROCEED 1

BONDS

SECTION 00600 – INSURANCE CERTIFICATES..... 1
SECTION 00610 – PERFORMANCE BOND..... 1-3
SECTION 00615 – PAYMENT BOND 1-3
SECTION 00620 – PARTIAL PAY ESTIMATE..... 1
SECTION 00625 – CHANGE ORDER 1
SECTION 00635 – CERTIFICATE OF SUBSTANTIAL COMPLETION 1
SECTION 00640 – CERTIFICATE OF OWNER’S ATTORNEY & AGENCY CONCURRENCE 1

USDA RURAL DEVELOPMENT ITEMS

SECTION 00645 – KENTUCKY BULLETIN 1780-2 AIS REQUIRMENTS..... 1-31
SECTION 00646 – AIS MATERIAL TRACKING SPREADSHEET 1-3
SECTION 00710 – RD GENERAL CONDITIONS 1-73
SECTION 00810 – RD SUPPLEMENTAL GENERAL CONDITIONS..... 1-16

DIVISION 1 - GENERAL REQUIREMENTS

SECTION 01010 - SUMMARY 1-2
SECTION 01015 - WORK SEQUENCE 1
SECTION 01016 - OCCUPANCY 1
SECTION 01025 - MEASUREMENT AND PAYMENT 1
SECTION 01030 – LABOR PROVISIONS 1
SECTION 01040 - COORDINATION 1
SECTION 01200 - SUBSTITUTIONS..... 1-6
SECTION 01300 - SUBMITTALS..... 1-4
SECTION 01380 – CONSTRUCTION PHOTOGRAPHY..... 1
SECTION 01450 – QUALITY CONTROL..... 1
SECTION 01500 - TEMPORARY FACILITIES AND CONTROLS..... 1-3
SECTION 01580 - PROJECT IDENTIFICATION AND SIGNS..... 1-3
SECTION 01610 - TRANSPORTATION AND HANDLING..... 1
SECTION 01700 - PROJECT CLOSEOUT..... 1-3

TABLE OF CONTENTS
CONTRACT 2
2019 PHASE 18
WATER AND SEWER SYSTEM IMPROVEMENTS
Columbia-Adair Utilities District

	TOC-2
SECTION 01710 - CLEANING	1-3
SECTION 01720 - PROJECT RECORD DOCUMENTS.....	1-2
SECTION 01730 - OPERATING AND MAINTENANCE DATA.....	1-3
SECTION 01740 - WARRANTIES AND BONDS	1-2
 DIVISION 2 - SITE WORK	
SECTION 02110 – SITE CLEARING	1-2
SECTION 02200 - EARTHWORK.....	1-13
SECTION 02211 – ROUGH GRADING.....	1-2
SECTION 02222 - EXCAVATION	1-2
SECTION 02226 – TRENCHING, BACKFILLING AND COMPACTING	1-3
SECTION 02255 – CRUSHED STONE AND DENSE GRADE AGGREGATE.....	1
SECTION 02270 – SLOPE PROTECTION AND EROSION CONTROL.....	1-2
(KPDES) Notice of Intent Form.....	1-2
(KPDES) Notice of Termination Form.....	1-2
SECTION 02600 – PIPE, FITTINGS AND INSTALLATION	1-16
SECTION 02640 – VALVES	1-3
SECTION 02700 - SITE RESTORATION	1
SECTION 02900 – SEEDING AND SODDING.....	1-8
 DIVISION 3 - CONCRETE	
SECTION 03310 – CAST IN PLACE CONCRETE.....	1-25
 DIVISION 11 - EQUIPMENT	
SECTION 11310 – SEWAGE PUMPS	1-8
 DIVISION 13 – INSTRUMENTATION	
SECTION 13410 – BASIC INSTRUMENTATION MATERIALS AND METHODS	1-7
SECTION 13422 – LEVEL MEASUREMENT DEVICES.....	1-2
 DIVISION 14 – CONVEYANCE	
SECTION 14600 – FIXED HEIGHT GANTRY CRANE	1-4
SECTION 14605 – ELECTRIC HOIST	1-2
 DIVISION 16 - ELECTRICAL	
SECTION 16050 – BASIC ELECTRICAL MATERIALS AND METHODS.....	1-9
SECTION 16070 – SUPPORTING DEVICES	1
SECTION 16075 – ELECTRICAL IDENTIFICATION	1
SECTION 16120 – CONDUCTORS AND CABLES	1-5
SECTION 16130 – RACEWAYS	1-4
SECTION 16131 – BOXES.....	1-2
SECTION 16140 – WIRING DEVICES.....	1
SECTION 16150 – WIRE CONNECTIONS AND CONNECTING DEVICES.....	1-3
SECTION 16440 – MOTOR CONTROL	1-4
SECTION 16446 – VARIABLE FREQUENCY DRIVES.....	1-3

TABLE OF CONTENTS
CONTRACT 2
2019 PHASE 18
WATER AND SEWER SYSTEM IMPROVEMENTS
Columbia-Adair Utilities District

	TOC-3
SECTION 16500 - LIGHTING.....	1-9
SECTION 16900 - CONTROLS	1-9

ADVERTISEMENT FOR BIDS

**Columbia-Adair Utilities District
109 Grant Lane
Columbia, Kentucky 42728**

Separate sealed Bids for the construction of **Contract 1 – 2019 Phase 18 Water and Sewer System Improvements** including approximately 6,400 LF of 8", 3,100 LF of 6", 22,000 LF of 4", 1,850 LF of 3" water main, and all related appurtenances as shown on the DRAWINGS and described in the SPECIFICATIONS and **Contract 2 – 2019 Phase 18 Water and Sewer System Improvements** including demolition of an existing top mount lift station, structural modifications to the influent station, installation of new submersible pumps, new gantry crane and electrical work, and all related appurtenances as shown on the DRAWINGS and described in the SPECIFICATIONS will be received by Columbia-Adair Utilities District at the office of Columbia-Adair Utilities District at 109 Grant Lane, Columbia, Kentucky, 42728 until **2:00 p.m., (CST Local Time) Thursday September 10, 2020**, and then read aloud via telephone conference call. To join conference call dial **866-906-7447** and enter access code: **3750205#**.

Bids will be received for a single prime Contract. Bids shall be on a unit price basis, with additive alternate bid items as indicated in the Bid Form.

The Contract Documents may be examined at the following locations:

KENTUCKY ENGINEERING GROUP, PLLC., PO Box 1034, Versailles, Kentucky 40383
Phone: 859.251.4127

Columbia-Adair Utilities District at 109 Grant Lane, Columbia, Kentucky, 42728
Phone: 270.384.2181

Copies of the Contract Documents may be obtained from **Kentucky Engineering Group** located at **161 N. Locust Street, Versailles, KY 40383, 859-251-4127**, upon receipt of a non-refundable amount of **\$350.00** for each complete set of Contract 1 documents or **\$250.00** for each complete set of Contract 2 documents.

All bids must be made on required Bid Form and must be fully completed and executed with original signatures and corporate seals. All bidders must be listed as plan holder by the plan distributor.

The contract is being funded by USDA-Rural Development.

Bidders must comply with President's Executive Orders No. 11246 and No. 11375 and any amendments or supplements to those Executive Orders. Attention of bidders is particularly called to the requirements as to conditions of employment to be observed under the contract, Section 3, Segregated Facility, Section 109 and E.O. 11246.

Bidders must certify they do not and will not maintain or provide for their employees any facilities that are segregated or based on race, color, creed or national origin. Bidders must comply with 41 CFR 60-4 in regard to affirmative action and to insure equal opportunity to females and minorities, and all that are applicable. Minorities and small businesses are encouraged to submit bids on this project.

Bidders must comply with Title VI of the Civil Rights Act of 1964 Anti-Kickback Act, and the Contract Work Hours Standard Act.

The procurement and performance of this contract are subject to the requirements of the Davis-Bacon Act.

Successful Bidder shall make positive efforts to use small, minority, women owned and disadvantaged businesses.

Section 746 of Title VII of the Consolidated Appropriations Act of 2017 (Division A-Agriculture, Rural Development, Food and Drug Administration, and Related Agencies, Appropriations Act, 2017) and subsequent statutes mandating domestic preference applies to American Iron and Steel requirement to this project. All listed iron and steel products used in this project must be produced in the United States. The term "iron and steel products" means the following products made primarily of iron and steel: lines or unlined pipes and fittings, manhole covers and other municipal castings, hydrants, tanks, flanges, pipe clamps and restraints, valves, structural steel, reinforced precast concrete, and construction materials. The de minimis and minor components waiver {all project specific waivers as applicable} apply to this contract.

The Columbia-Adair Utilities District, reserves the right to waive any bidding informalities and to reject any or all bids, for any reason. The right is reserved by the Owner, in the exercise of its sole judgment to reject any or all Bids, and to re-advertise and award the Contract in the regular manner or to waive any informalities, irregularities, mistakes, errors, or omissions in any Bid received and to accept any Bid deemed to be responsive to this invitation and favorable to interests of the Owner.

The sealed bid for this project shall be clearly marked on the outside of the envelope: "Sealed Bid for **Contract 1 – 2019 Phase 18 Water and Sewer System Improvements**" and/or "Sealed Bid for **Contract 2 – 2019 Phase 18 Water and Sewer System Improvements**" for the Columbia-Adair Utilities District. The bid may be mailed to: Columbia-Adair Utilities District at 109 Grant Lane, Columbia, Kentucky 42728. A certified check or Bid Bond payable to the Columbia-Adair Utilities District in the amount of **five (5) percent** of the Bid shall accompany the Bid.

William Harris, Chairman

Date: August 27, 2020

Columbia-Adair Utilities District

INSTRUCTIONS TO BIDDERS

TABLE OF CONTENTS

	Page
ARTICLE 1 – Defined Terms.....	2
ARTICLE 2 – Copies of Bidding Documents.....	2
ARTICLE 3 – Qualifications of Bidders.....	2
ARTICLE 4 – Site and Other Areas; Existing Site Conditions; Examination of Site; Owner’s Safety Program; Other Work at the Site.....	2
ARTICLE 5 – Bidder’s Representations	4
ARTICLE 6 – Pre-Bid Conference	5
ARTICLE 7 – Interpretations and Addenda	5
ARTICLE 8 – Bid Security	5
ARTICLE 9 – Contract Times.....	6
ARTICLE 10 – Liquidated Damages	6
ARTICLE 11 – Substitute and “Or-Equal” Items.....	6
ARTICLE 12 – Subcontractors, Suppliers, and Others.....	7
ARTICLE 13 – Preparation of Bid.....	7
ARTICLE 14 – Basis of Bid.....	8
ARTICLE 15 – Submittal of Bid	9
ARTICLE 16 – Modification and Withdrawal of Bid	9
ARTICLE 17 – Opening of Bids.....	10
ARTICLE 18 – Bids to Remain Subject to Acceptance	10
ARTICLE 19 – Evaluation of Bids and Award of Contract.....	10
ARTICLE 20 – Bonds and Insurance	11
ARTICLE 21 – Signing of Agreement	11
ARTICLE 22 – NOT USED.....	11
ARTICLE 23 – NOT USED.....	11
ARTICLE 24 – Power Of Attorney	11
ARTICLE 25 – Laws And Regulations.....	11
ARTICLE 26 – Safety Standards And Accident Prevention.....	11
ARTICLE 27 – Wage Rate Requirments.....	12

ARTICLE 1 – DEFINED TERMS

- 1.01 Terms used in these Instructions to Bidders have the meanings indicated in the General Conditions and Supplementary Conditions. The term "Bidder" means one who submits a Bid directly to Owner, as distinct from a subbidder, who submits a bid to a Bidder. The term "Successful Bidder" means the lowest, qualified, responsible, and responsive Bidder to whom Owner (on the basis of Owner's evaluation as hereinafter provided) makes an award. The term "Bidding Documents" includes the Advertisement or Invitation to Bid, Instructions to Bidders, the Bid Form, and the proposed Contract Documents (including all Addenda issued prior to receipt of Bids).

ARTICLE 2 – COPIES OF BIDDING DOCUMENTS

- 2.01 Complete sets of the Bidding Documents must be obtained from the Issuing Office in the number and format stated in the advertisement or invitation to bid. Bids from anyone not on the Engineer's Plan Holders List will not be opened.
- 2.02 Complete sets of Bidding Documents shall be used in preparing Bids; neither Owner nor Engineer assumes any responsibility for errors or misinterpretations resulting from the use of incomplete sets of Bidding Documents.
- 2.03 Owner and Engineer, in making copies of Bidding Documents available on the above terms, do so only for the purpose of obtaining Bids for the Work and do not authorize or confer a license for any other use.

ARTICLE 3 – QUALIFICATIONS OF BIDDERS

- 3.01 To demonstrate Bidder's qualifications to perform the Work, Bidder shall submit with its Bid written evidence establishing its qualifications such as financial data, previous experience, and present commitments, and the additional information listed in the Bid Form.
- 3.02 A Bidder's failure to submit required qualification information within the times indicated may disqualify Bidder from receiving an award of the Contract.
- 3.03 No requirement in this Article 3 to submit information will prejudice the right of Owner to seek additional pertinent information regarding Bidder's qualifications.
- 3.04 Bidder is advised to carefully review those portions of the Bid Form requiring Bidder's representations and certifications.

ARTICLE 4 – SITE AND OTHER AREAS; EXISTING SITE CONDITIONS; EXAMINATION OF SITE; OWNER'S SAFETY PROGRAM; OTHER WORK AT THE SITE

- 4.01 *Site and Other Areas*
- A. The Site is identified in the Bidding Documents. By definition, the Site includes rights-of-way, easements, and other lands furnished by Owner for the use of the Contractor. Any additional lands required for temporary construction facilities, construction equipment, or storage of materials and equipment, and any access needed for such additional lands, are to be obtained and paid for by Contractor.

4.02 *Existing Site Conditions*

A. Subsurface and Physical Conditions; Hazardous Environmental Conditions

1. If there are reports and/or additional information concerning site conditions available, they will be included as Appendices to the Bidding Documents.
2. Geotechnical Report: If a Geotechnical Report is available, it will be included as an appendix to the Bidding Documents. The Geotechnical Report describes certain select subsurface conditions that are anticipated to be encountered by Contractor during construction in specified locations.

The Conditions in the Geotechnical Report are intended to reduce uncertainty and the degree of contingency in submitted Bids. However, Bidders cannot rely solely on the said Conditions. Bids should be based on a comprehensive approach that includes an independent review and analysis of the Report, all other Contract Documents, Technical Data, other available information, and observable surface conditions. Not all potential subsurface conditions are reported.

Nothing in the report is intended to relieve Bidders of the responsibility to make their own determinations regarding construction costs, bidding strategies, and Bid prices, nor of the responsibility to select and be responsible for the means, methods, techniques, sequences, and procedures of construction, and for safety precautions and programs incident thereto.

- B. Underground Facilities: Information and data shown or indicated in the Bidding Documents with respect to existing Underground Facilities at or contiguous to the Site are set forth in the Contract Documents and are based upon information and data furnished to Owner and Engineer by owners of such Underground Facilities, including Owner, or others.
- C. Adequacy of Data: Provisions concerning responsibilities for the adequacy of data furnished to prospective Bidders with respect to subsurface conditions, other physical conditions, and Underground Facilities, and possible changes in the Bidding Documents due to differing or unanticipated subsurface or physical conditions appear in Paragraphs 5.03, 5.04, and 5.05 of the General Conditions. Provisions concerning responsibilities for the adequacy of data furnished to prospective Bidders with respect to a Hazardous Environmental Condition at the Site, if any, and possible changes in the Contract Documents due to any Hazardous Environmental Condition uncovered or revealed at the Site which was not shown or indicated in the Drawings or Specifications or identified in the Contract Documents to be within the scope of the Work, appear in Paragraph 5.06 of the General Conditions.

4.03 *Site Visit and Testing by Bidders*

- A. Bidder shall conduct the required Site visit during normal working hours, and shall not disturb any ongoing operations at the Site. Bidder shall contact Operator Steven Breeding at (270) 634-3622 to schedule site visit.
- B. Bidder is not required to conduct any subsurface testing, or exhaustive investigations of Site conditions.
- C. On request, and to the extent Owner has control over the Site, and schedule permitting, the Owner will provide Bidder access to the Site to conduct such additional examinations, investigations, explorations, tests, and studies as Bidder deems necessary for preparing and submitting a successful Bid. Owner will not have any obligation to grant such access if doing

so is not practical because of existing operations, security or safety concerns, or restraints on Owner's authority regarding the Site.

- D. Bidder shall comply with all applicable Laws and Regulations regarding excavation and location of utilities, obtain all permits, and comply with all terms and conditions established by Owner or by property owners or other entities controlling the Site with respect to schedule, access, existing operations, security, liability insurance, and applicable safety programs.
- E. Bidder shall fill all holes and clean up and restore the Site to its former condition upon completion of such explorations, investigations, tests, and studies.

4.04 *Owner's Safety Program*

- A. Site visits and work at the Site may be governed by an Owner safety program. As the General Conditions indicate, if an Owner safety program exists, it will be noted in the Supplementary Conditions.

4.05 *Other Work at the Site*

- A. Reference is made to Article 8 of the Supplementary Conditions for the identification of the general nature of other work of which Owner is aware (if any) that is to be performed at the Site by Owner or others (such as utilities and other prime contractors) and relates to the Work contemplated by these Bidding Documents. If Owner is party to a written contract for such other work, then on request, Owner will provide to each Bidder access to examine such contracts (other than portions thereof related to price and other confidential matters), if any.

ARTICLE 5 – BIDDER'S REPRESENTATIONS

5.01 It is the responsibility of each Bidder before submitting a Bid to:

- A. examine and carefully study the Bidding Documents, and any data and reference items identified in the Bidding Documents;
- B. visit the Site, conduct a thorough, alert visual examination of the Site and adjacent areas, and become familiar with and satisfy itself as to the general, local, and Site conditions that may affect cost, progress, and performance of the Work;
- C. become familiar with and satisfy itself as to all Laws and Regulations that may affect cost, progress, and performance of the Work included but not limited to the AIS requirements as mandated and any subsequent statutes mandating domestic preference which apply to the following products made primarily of iron or steel: lined or unlined pipes and fittings, manhole covers and other municipal castings, hydrants, tanks, flanges, pipe clamps and restraints, valves, structural steel, reinforced precast concrete, and construction materials.
- D. carefully study all: (1) reports of explorations and tests of subsurface conditions at or adjacent to the Site and all drawings of physical conditions relating to existing surface or subsurface structures at the Site that have been identified in the Bidding Documents, especially with respect to Technical Data in such reports and drawings, and (2) reports and drawings relating to Hazardous Environmental Conditions, if any, at or adjacent to the Site that have been identified in the Bidding Documents, especially with respect to Technical Data in such reports and drawings;

- E. consider the information known to Bidder itself; information commonly known to contractors doing business in the locality of the Site; information and observations obtained from visits to the Site; the Bidding Documents; and the Site-related reports and drawings identified in the Bidding Documents, with respect to the effect of such information, observations, and documents on (1) the cost, progress, and performance of the Work; (2) the means, methods, techniques, sequences, and procedures of construction to be employed by Bidder; and (3) Bidder's safety precautions and programs;
- F. agree, based on the information and observations referred to in the preceding paragraph, that at the time of submitting its Bid no further examinations, investigations, explorations, tests, studies, or data are necessary for the determination of its Bid for performance of the Work at the price bid and within the times required, and in accordance with the other terms and conditions of the Bidding Documents;
- G. become aware of the general nature of the work to be performed by Owner and others at the Site that relates to the Work as indicated in the Bidding Documents;
- H. promptly give Engineer written notice of all conflicts, errors, ambiguities, or discrepancies that Bidder discovers in the Bidding Documents and confirm that the written resolution thereof by Engineer is acceptable to Bidder;
- I. determine that the Bidding Documents are generally sufficient to indicate and convey understanding of all terms and conditions for the performance and furnishing of the Work; and
- J. agree that the submission of a Bid will constitute an incontrovertible representation by Bidder that Bidder has complied with every requirement of this Article, that without exception the Bid and all prices in the Bid are premised upon performing and furnishing the Work required by the Bidding Documents.

ARTICLE 6 – PRE-BID CONFERENCE

6.01 No pre-bid conference is scheduled for this project.

ARTICLE 7 – INTERPRETATIONS AND ADDENDA

7.01 All questions about the meaning or intent of the Bidding Documents are to be submitted to Engineer in writing via email to mupton@kyengr.com. Interpretations or clarifications considered necessary by Engineer in response to such questions will be issued by Addenda delivered to all parties recorded as having received the Bidding Documents. Questions received less than seven days prior to the date for opening of Bids may not be answered. Only questions answered by Addenda will be binding. Oral and other interpretations or clarifications will be without legal effect.

7.02 Addenda may be issued to clarify, correct, supplement, or change the Bidding Documents.

ARTICLE 8 – BID SECURITY

8.01 A Bid must be accompanied by Bid security made payable to Owner in an amount of five (5) percent of Bidder's maximum Bid price (determined by adding the base bid and all alternates) and in the form of a certified check, bank money order, or a Bid bond (on the form included in

the Bidding Documents) issued by a surety meeting the requirements of Paragraphs 6.01 and 6.02 of the General Conditions.

- 8.02 The Bid security of the apparent Successful Bidder will be retained until Owner awards the contract to such Bidder, and such Bidder has executed the Contract Documents, furnished the required contract security, and met the other conditions of the Notice of Award, whereupon the Bid security will be released. If the Successful Bidder fails to execute and deliver the Contract Documents and furnish the required contract security within 15 days after the Notice of Award, Owner may consider Bidder to be in default, annul the Notice of Award, and the Bid security of that Bidder will be forfeited. Such forfeiture shall be Owner's exclusive remedy if Bidder defaults.
- 8.03 The Bid security of other Bidders that Owner believes to have a reasonable chance of receiving the award may be retained by Owner until the earlier of seven days after the Effective Date of the Contract or 91 days after the Bid opening, whereupon Bid security furnished by such Bidders will be released.
- 8.04 Bid security of other Bidders that Owner believes do not have a reasonable chance of receiving the award will be released within seven days after the Bid opening.

ARTICLE 9 – CONTRACT TIMES

- 9.01 The number of days within which, or the dates by which, the Work is to be substantially completed and ready for final payment are set forth in the Agreement.

ARTICLE 10 – LIQUIDATED DAMAGES

- 10.01 Provisions for liquidated damages, if any, for failure to timely attain Substantial Completion, or completion of the Work in readiness for final payment, are set forth in the Supplemental General Conditions and referred to in the Agreement.

ARTICLE 11 – SUBSTITUTE AND "OR-EQUAL" ITEMS

- 11.01 The Contract for the Work, if awarded, will be on the basis of materials and equipment specified or described in the Bidding Documents, and those "or-equal" or substitute or materials and equipment subsequently approved by Engineer prior to the submittal of Bids and identified by Addendum. No item of material or equipment will be considered by Engineer as an "or-equal" or substitute unless written request for approval has been submitted by Bidder and has been received by Engineer at least 15 days prior to the date for receipt of Bids in the case of a proposed substitute and 5 days prior in the case of a proposed "or-equal". Each such request shall comply with the requirements of Paragraphs 7.04 and 7.05 of the General Conditions. Each such request shall include the Manufacturer's Certification Letter (Exhibit D) for compliance with AIS requirements and any subsequent statutes mandating domestic preference, if applicable. The burden of proof of the merit of the proposed item is upon Bidder. Engineer's decision of approval or disapproval of a proposed item will be final. If Engineer approves any such proposed item, such approval will be set forth in an Addendum issued to all prospective Bidders. Bidders shall not rely upon approvals made in any other manner. Substitutes and "or-equal" materials and equipment may be proposed by Contractor in accordance with Paragraphs 7.04 and 7.05 of the General conditions after the Effective Date of the contract.

- 11.02 All prices that Bidder sets forth in its Bid shall be based on the presumption that the Contractor will furnish the materials and equipment specified or described in the Bidding Documents, as supplemented by Addenda. Any assumptions regarding the possibility of post-Bid approvals of “or-equal” or substitution requests are made at Bidder’s sole risk.
- 11.03 If an award is made, Contractor shall be allowed to submit proposed substitutes and “or-equals” in accordance with the General Conditions.

ARTICLE 12 – SUBCONTRACTORS, SUPPLIERS, AND OTHERS

- 12.01 If required by the bid documents, the Bidder shall submit to Owner a list of the Subcontractors or Suppliers proposed for the major portions of the Work. If requested by Owner, such list shall be accompanied by an experience statement with pertinent information regarding similar projects and other evidence of qualification for each such Subcontractor, Supplier, or other individual or entity. If Owner or Engineer, after due investigation, has reasonable objection to any proposed Subcontractor, Supplier, individual, or entity, Owner may, before the Notice of Award is given, request apparent Successful Bidder to submit an acceptable substitute.
- 12.02 If apparent Successful Bidder declines to make any such substitution, Owner may award the Contract to the next lowest Bidder that proposes to use acceptable Subcontractors, Suppliers, or other individuals or entities. Declining to make requested substitutions will constitute grounds for forfeiture of the Bid security of any Bidder. Any Subcontractor, Supplier, individual, or entity so listed and against which Owner or Engineer makes no written objection prior to the giving of the Notice of Award will be deemed acceptable to Owner and Engineer subject to subsequent revocation of such acceptance as provided in Paragraph 7.06 of the General Conditions.
- 12.03 Subsequent to the submittal of the Bid, Owner may not require the Successful Bidder or Contractor to retain any Subcontractor, Supplier, or other individual or entity against which Contractor has reasonable objection.
- 12.04 The Contractor shall not award work to Subcontractor(s) in excess of the limits stated in SGC 7.06.

ARTICLE 13 – PREPARATION OF BID

- 13.01 The Bid Form is included with the Bidding Documents.
- A. All blanks on the Bid Form shall be completed in ink and the Bid Form signed in ink. Erasures or alterations shall be initialed in ink by the person signing the Bid Form. A Bid price shall be indicated for each section, Bid item, alternate, adjustment unit price item, and unit price item listed therein.
- B. If the Bid Form expressly indicates that submitting pricing on a specific alternate item is optional, and Bidder elects to not furnish pricing for such optional alternate item, then Bidder may enter the words “No Bid” or “Not Applicable.”
- 13.02 A Bid by a corporation shall be executed in the corporate name by a corporate officer (whose title must appear under the signature), accompanied by evidence of authority to sign. The corporate address and state of incorporation shall be shown.

- 13.03 A Bid by a limited liability company shall be executed in the name of the firm by a member or other authorized person and accompanied by evidence of authority to sign. The state of formation of the firm and the official address of the firm shall be shown.
- 13.04 A Bid by an individual shall show the Bidder's name and official address.
- 13.05 A Bid by a joint venture shall be executed by an authorized representative of each joint venturer in the manner indicated on the Bid Form. The official address of the joint venture shall be shown.
- 13.06 All names shall be printed in ink below the signatures.
- 13.07 The Bid shall contain an acknowledgment of receipt of all Addenda, the numbers of which shall be filled in on the Bid Form.
- 13.08 Postal and e-mail addresses and telephone number for communications regarding the Bid shall be shown.
- 13.09 The Bid shall contain evidence of Bidder's authority and qualification to do business in the state where the Project is located, or Bidder shall covenant in writing to obtain such authority and qualification prior to award of the Contract and attach such covenant to the Bid. Bidder's state contractor license number, if any, shall also be shown on the Bid Form. 11.8. The Bid price shall include such amounts as the Bidder deems proper for overhead and profit on account of any cash allowances named in the Contract Documents as provided in Paragraph 11.02 of the General Conditions.
- The Bid price shall include such amounts as the Bidder deems proper for overhead and profit on account of any cash allowances named in the Contract Documents as provided in Paragraph 11.02 of the General Conditions.
- 13.10 Each Bid must be submitted on the prescribed form and accompanied by the submittals listed in the Bid Form.

ARTICLE 14 – BASIS OF BID

14.01 Unit Price

- A. Bidders shall submit a bid on a unit price basis for each item of work listed in the bid schedule.
- B. The total of all estimated prices will be the sum of the products of the estimated quantity of each item and the corresponding unit price. The final quantities and contract price will be determined in accordance with paragraph 11.03 of the general conditions.
- C. Discrepancies between the multiplication of units of work and unit prices will be resolved in favor of the unit prices. Discrepancies between the indicated sum of any column of figures and the correct sum thereof will be resolved in favor of the correct sum. Discrepancies between words and figures will be resolved in favor of the words.

14.02 The bid price shall include such amounts as the bidder deems proper for overhead and profit on account of cash allowances, if any, named in the contract documents as provided in paragraph 11.02 of the general conditions.

14.03 Bid prices will be compared after resolution of discrepancies, if any, as described above.

ARTICLE 15 – SUBMITTAL OF BID

15.01 With each copy of the Bidding Documents, a Bidder is furnished one separate unbound copy of the Bid Form, and, if required, the Bid Bond Form. The unbound copy of the Bid Form is to be completed and submitted with the Bid security and the other documents required to be submitted under the terms of Article 7 of the Bid Form.

15.02 A Bid shall be received no later than the date and time prescribed and at the place indicated in the advertisement or invitation to bid and shall be enclosed in a plainly marked package with the Project title (and, if applicable, the designated portion of the Project for which the Bid is submitted), the name and address of Bidder, and shall be accompanied by the Bid security and other required documents. If a Bid is sent by mail or other delivery system, the sealed envelope containing the Bid shall be enclosed in a separate package plainly marked on the outside with the notation "BID ENCLOSED."

15.03 Bids received after the date and time prescribed for the opening of bids, or not submitted at the correct location or in the designated manner, will not be accepted and will be returned to the Bidder unopened.

ARTICLE 16 – MODIFICATION AND WITHDRAWAL OF BID

16.01 A Bid may be withdrawn by an appropriate document duly executed in the same manner that a Bid must be executed and delivered to the place where Bids are to be submitted prior to the date and time for the opening of Bids. Upon receipt of such notice, the unopened Bid will be returned to the Bidder.

- 16.02 If a Bidder wishes to modify its Bid prior to Bid opening, Bidder must withdraw its initial Bid in the manner specified in Paragraph 16.01 and submit a new Bid prior to the date and time for the opening of Bids.
- 16.03 If within 24 hours after Bids are opened any Bidder files a duly signed written notice with Owner and promptly thereafter demonstrates to the reasonable satisfaction of Owner that there was a material and substantial mistake in the preparation of its Bid, that Bidder may withdraw its Bid, and the Bid security will be returned. Thereafter, if the Work is rebid, that Bidder will be disqualified from further bidding on the Work.

ARTICLE 17 – OPENING OF BIDS

- 17.01 Bids will be opened at the time and place indicated in the advertisement or invitation to bid and, unless obviously non-responsive, read aloud publicly. An abstract of the amounts of the base Bids and major alternates, if any, will be made available to Bidders after the opening of Bids.

ARTICLE 18 – BIDS TO REMAIN SUBJECT TO ACCEPTANCE

- 18.01 All Bids will remain subject to acceptance for the period of time stated in the Bid Form, but Owner may, in its sole discretion, release any Bid and return the Bid security prior to the end of this period.

ARTICLE 19 – EVALUATION OF BIDS AND AWARD OF CONTRACT

- 19.01 Owner reserves the right to reject any or all Bids, including without limitation, nonconforming, nonresponsive, unbalanced, or conditional Bids. Owner will reject the Bid of any Bidder that Owner finds, after reasonable inquiry and evaluation, to not be responsible. If Bidder purports to add terms or conditions to its Bid, takes exception to any provision of the Bidding Documents, or attempts to alter the contents of the Contract Documents for purposes of the Bid, then the Owner will reject the Bid as nonresponsive; provided that Owner also reserves the right to waive all minor informalities not involving price, time, or changes in the Work.
- 19.02 If Owner awards the contract for the Work, such award shall be to the responsible Bidder submitting the lowest responsive Bid.
- 19.03 In evaluating Bids, Owner will consider whether or not the Bids comply with the prescribed requirements, and such alternates, unit prices, and other data, as may be requested in the Bid Form or prior to the Notice of Award.
- 19.04 In evaluating whether a Bidder is responsible, Owner will consider the qualifications of the Bidder and may consider the qualifications and experience of Subcontractors and Suppliers proposed for those portions of the Work for which the identity of Subcontractors and Suppliers must be submitted as provided in the Bidding Documents.
- 19.05 Owner may conduct such investigations as Owner deems necessary to establish the responsibility, qualifications, and financial ability of Bidders and any proposed Subcontractors or Suppliers.

ARTICLE 20 – BONDS AND INSURANCE

20.01 Article 6 of the General Conditions, as may be modified by the Supplementary Conditions, sets forth Owner's requirements as to performance and payment bonds and insurance. When the Successful Bidder delivers the Agreement (executed by Successful Bidder) to Owner, it shall be accompanied by required bonds and insurance documentation.

ARTICLE 21 – SIGNING OF AGREEMENT

21.01 When Owner issues a Notice of Award to the Successful Bidder, it shall be accompanied by the unexecuted counterparts of the Agreement along with the other Contract Documents as identified in the Agreement. Within 15 days thereafter, Successful Bidder shall execute and deliver the required number of counterparts of the Agreement (and any bonds and insurance documentation required to be delivered by the Contract Documents) to Owner. Within ten days thereafter, Owner shall deliver one fully executed counterpart of the Agreement to Successful Bidder, together with printed and electronic copies of the Contract Documents as stated in Paragraph 2.02 of the General Conditions.

ARTICLE 22 – NOT USED**ARTICLE 23 – NOT USED****ARTICLE 24 – POWER OF ATTORNEY**

24.01 Attorneys-in-fact who sign Bid Bonds or Contract Bonds must file with each bond a certified and effective dated copy of their power of attorney.

24.02 Section 746 of Title VII Consolidated Appropriations Act of 2017 (Division A- Agriculture, Rural Development, Food and Drug Administration, and Related Agencies Appropriations Act, 2017) and any subsequent statutes mandating domestic preference applies an American Iron and Steel requirement to this project. All iron and steel products used in this project must be procured in the United States. "Iron and Steel Products" is defined in Section I.b.2. The de minimis and minor components waivers {add project specific waivers as applicable} apply to this contract.

ARTICLE 25 – LAWS AND REGULATIONS

25.01 The Bidder's attention is directed to the fact that all applicable State Laws, municipal ordinance, and the rules and regulations of all authorities having jurisdiction over construction of the Project shall apply to the Contract throughout, and they will be deemed to be included in the Contract the same as though herein written out in full.

ARTICLE 26 – SAFETY STANDARDS AND ACCIDENT PREVENTION

26.01 With respect to all Work performed under this contract, the Contractor shall:

- A. Comply with the safety standards provisions of applicable laws, building and construction codes and the "Manual of Accident Prevention in Construction" published by the Associated General Contractors of America, the requirements of the Occupational Safety

and Health Act of 1970 (Public Law 91-596), and the requirements of Title 29 of the Code of Federal Regulations, Section 1518 as published in the "Federal Register", Volume 36, No. 75, Saturday, April 17, 1971.

- B. Exercise every precaution at all times for the prevention of accidents and the protection of persons (including employees) and property.
- C. Maintain at his/her office or other well-known place at the job site, all articles necessary for giving first aid to the injured, and shall make standing arrangements for the immediate removal to a hospital or doctor's care of persons (including employees), who may be injured on the job site before the employer has made a standing arrangement for removal of injured persons to a hospital or a doctor's care.

ARTICLE 27 – WAGE RATE REQUIREMENTS

- 27.01 If the contract price is in excess of \$100,000, provisions of the Contract Work Hours and Safety Standards Act at 29 CFD 5.5(b) apply.

BID FORM
COLUMBIA-ADAIR UTILITIES DISTRICT
CONTRACT 2
2019 PHASE 18
WATER & SEWER SYSTEM IMPROVEMENTS

TABLE OF CONTENTS

	Page
Article 1 – Bid Recipient	1
Article 2 – Bidder’s Acknowledgements	1
Article 3 – Bidder’s Representations.....	1
Article 4 – Bidder’s Certification	2
Article 5 – Basis of Bid	3
Article 6 – Time of Completion	3
Article 7 – Attachments to this Bid	4
Article 8 – Defined Terms	4
Article 9 – Bid Submittal	4

ARTICLE 1 – BID RECIPIENT

1.01 This Bid is submitted to:

Columbia-Adair Utilities District

109 Grant Lane.

Columbia, Kentucky 42728

1.02 The undersigned Bidder proposes and agrees, if this Bid is accepted, to enter into an Agreement with Owner in the form included in the Bidding Documents to perform all Work as specified or indicated in the Bidding Documents for the prices and within the times indicated in this Bid and in accordance with the other terms and conditions of the Bidding Documents.

ARTICLE 2 – BIDDER’S ACKNOWLEDGEMENTS

2.01 Bidder accepts all of the terms and conditions of the Instructions to Bidders, including without limitation those dealing with the disposition of Bid security. This Bid will remain subject to acceptance for 90 days after the Bid opening, or for such longer period of time that Bidder may agree to in writing upon request of Owner.

ARTICLE 3 – BIDDER’S REPRESENTATIONS

3.01 In submitting this Bid, Bidder represents that:

A. Bidder has examined and carefully studied the Bidding Documents, and any data and reference items identified in the Bidding Documents, and hereby acknowledges receipt of the following Addenda:

<u>Addendum No.</u>	<u>Addendum, Date</u>

B. Bidder has visited the Site, conducted a thorough, alert visual examination of the Site and adjacent areas, and become familiar with and satisfied itself as to the general, local, and Site conditions that may affect cost, progress, and performance of the Work.

C. Bidder is familiar with and has satisfied itself as to all Laws and Regulations that may affect cost, progress, and performance of the Work and including all AIS requirements.

D. Bidder has carefully studied all: (1) reports of explorations and tests of subsurface conditions at or adjacent to the Site and all drawings of physical conditions relating to existing surface or subsurface structures at the Site that have been identified in the Supplementary Conditions, especially with respect to Technical Data in such reports and drawings, and (2) reports and drawings relating to Hazardous Environmental Conditions, if any, at or adjacent to the Site that have been identified in the Supplementary Conditions, especially with respect to Technical Data in such reports and drawings.

E. Bidder has considered the information known to Bidder itself; information commonly known to contractors doing business in the locality of the Site; information and

observations obtained from visits to the Site; the Bidding Documents; and any Site-related reports and drawings identified in the Bidding Documents, with respect to the effect of such information, observations, and documents on (1) the cost, progress, and performance of the Work; (2) the means, methods, techniques, sequences, and procedures of construction to be employed by Bidder; and (3) Bidder's safety precautions and programs.

- F. Bidder agrees, based on the information and observations referred to in the preceding paragraph, that no further examinations, investigations, explorations, tests, studies, or data are necessary for the determination of this Bid for performance of the Work at the price bid and within the times required, and in accordance with the other terms and conditions of the Bidding Documents.
- G. Bidder is aware of the general nature of work to be performed by Owner and others at the Site that relates to the Work as indicated in the Bidding Documents.
- H. Bidder has given Engineer written notice of all conflicts, errors, ambiguities, or discrepancies that Bidder has discovered in the Bidding Documents, and confirms that the written resolution thereof by Engineer is acceptable to Bidder.
- I. The Bidding Documents are generally sufficient to indicate and convey understanding of all terms and conditions for the performance and furnishing of the Work.
- J. The submission of this Bid constitutes an incontrovertible representation by Bidder that Bidder has complied with every requirement of this Article, and that without exception the Bid and all prices in the Bid are premised upon performing and furnishing the Work required by the Bidding Documents.

ARTICLE 4 – BIDDER'S CERTIFICATION

4.01 Bidder certifies that:

- A. This Bid is genuine and not made in the interest of or on behalf of any undisclosed individual or entity and is not submitted in conformity with any collusive agreement or rules of any group, association, organization, or corporation;
- B. Bidder has not directly or indirectly induced or solicited any other Bidder to submit a false or sham Bid;
- C. Bidder has not solicited or induced any individual or entity to refrain from bidding; and
- D. Bidder has not engaged in corrupt, fraudulent, collusive, or coercive practices in competing for the Contract. For the purposes of this Paragraph 4.01.D:
 - 1. "corrupt practice" means the offering, giving, receiving, or soliciting of any thing of value likely to influence the action of a public official in the bidding process;
 - 2. "fraudulent practice" means an intentional misrepresentation of facts made (a) to influence the bidding process to the detriment of Owner, (b) to establish bid prices at artificial non-competitive levels, or (c) to deprive Owner of the benefits of free and open competition;
 - 3. "collusive practice" means a scheme or arrangement between two or more Bidders, with or without the knowledge of Owner, a purpose of which is to establish bid prices at artificial, non-competitive levels; and

4. "coercive practice" means harming or threatening to harm, directly or indirectly, persons or their property to influence their participation in the bidding process or affect the execution of the Contract.

ARTICLE 5 – BASIS OF BID

5.01 Bidder will complete the Work in accordance with the Contract Documents for the following lump sum price:

- Notes: 1. Bids shall include sales tax, where required, and all other applicable taxes and fees.
2. All specific cash allowances are included in the price(s) set forth and have been computed in accordance with the General Conditions.

BASE BID CONTRACT PRICE:

	(\$ _____)
(Use Words)	(Figures)

Award of Contract No. 2 will be based on the lowest responsible, responsive Bidder on the total of the BASE BID.

ARTICLE 6 – TIME OF COMPLETION

- 6.01 Bidder agrees that the Work will be substantially complete within 120 calendar days after the date when the Contract Times commence to run as provided in Paragraph 4.01 of the General Conditions, and will be completed and ready for final payment in accordance with Paragraph 15.06 of the General Conditions within 150 calendar days after the date when the Contract Times commence to run.
- 6.02 Bidder accepts the provisions of the Agreement as to liquidated damages. Contractor and Owner recognize that time is of the essence of this Agreement and that Owner will suffer financial loss if the Work is not completed within the times specified in Paragraph 6.01 above, plus any extensions thereof allowed in accordance with Article 15 of the General Conditions. The parties also recognize the delays, expense, and difficulties involved in proving in a legal or arbitration proceeding the actual loss suffered by Owner if the Work is not completed on time. Accordingly, instead of requiring any such proof, Owner and Contractor agree that as liquidated damages for delay (but not as a penalty), Contractor shall pay Owner \$500 for each day that expires after the time specified in Paragraph 6.01 for Substantial Completion until the Work is substantially complete. After Substantial Completion, if Contractor shall neglect, refuse, or fail to complete the remaining Work within the Contract Time or any proper extension thereof granted by Owner, Contractor shall pay Owner \$500 for each day that expires after the time specified in Paragraph 6.01 for completion and readiness for final payment until the Work is completed and ready for final payment.

ARTICLE 7 – ATTACHMENTS TO THIS BID

7.01 The following documents are submitted with and made a condition of this Bid:

- A. Required Bid security SECTION 00430 EJCDC C-430;
- B. List of Proposed Subcontractors;
- C. List of Proposed Suppliers;
- D. List of Project References;
- E. Evidence of authority to do business in the state of the Project; or a written covenant to obtain such license within the time for acceptance of Bids;
- F. Contractor's License No.: [REDACTED] **[or]** Evidence of Bidder's ability to obtain a State Contractor's License and a covenant by Bidder to obtain said license within the time for acceptance of Bids;
- G. Required Bidder Qualification Statement with supporting data.
- H. If Bid amount exceeds \$10,000, signed Compliance Statement (RD 400-6). Refer to specific equal opportunity requirements set forth in paragraph 18.10 of the General Conditions;
- I. If Bid amount exceeds \$25,000, signed Certification Regarding Debarment, Suspension, Ineligibility and Voluntary Exclusion - Lower Tier Covered Transactions (AD-1048);
- J. If Bid amount exceeds \$100,000, signed RD Instruction 1940-Q, Exhibit A-1, Certification for Contracts, Grants, and Loans. Refer to paragraph 18.11 of the General Conditions;
- K. Manufacturer's Certification Letter (Exhibit D) on any approved "or equal" or substitute request to ensure compliance with AIS requirements and any subsequent statutes mandating domestic preference

ARTICLE 8 – DEFINED TERMS

8.01 The terms used in this Bid with initial capital letters have the meanings stated in the Instructions to Bidders, the General Conditions, and the Supplementary Conditions.

ARTICLE 9 – BID SUBMITTAL

BIDDER: *[Indicate correct name of bidding entity]*

By:

[Signature] _____

[Printed name] _____

(If Bidder is a corporation, a limited liability company, a partnership, or a joint venture, attach evidence of authority to sign.)

Attest:
[Signature] _____

[Printed name] _____

Title: _____

Submittal Date: _____

Address for giving notices:

Telephone Number: _____

Fax Number: _____

Contact Name and e-mail address: _____

Bidder's License No.: _____
(where applicable)

NOTE TO USER: Use in those states or other jurisdictions where applicable or required.

QUALIFICATIONS STATEMENT

THE INFORMATION SUPPLIED IN THIS DOCUMENT IS CONFIDENTIAL TO THE EXTENT PERMITTED BY LAWS AND REGULATIONS

1. SUBMITTED BY:

Official Name of Firm: _____

Address: _____

2. SUBMITTED TO: _____

3. SUBMITTED FOR: _____

Owner:

Columbia-Adair Utilities District

Project Name:

Contract 2 2019 Phase 18 Water and Sewer System Improvements

TYPE OF WORK:

Contract 2 – including modifications to the influent lift station at the Columbia Adair County Wastewater Treatment plant

CONTRACTOR'S CONTACT INFORMATION

Contact Person: _____

Title: _____

Phone: _____

Email: _____

4. AFFILIATED COMPANIES:

Name: _____

Address: _____

5. TYPE OF ORGANIZATION:

SOLE PROPRIETORSHIP

Name of Owner: _____

Doing Business As: _____

Date of Organization: _____

PARTNERSHIP

Date of Organization: _____

Type of Partnership: _____

Name of General Partner(s): _____

CORPORATION

State of Organization: _____

Date of Organization: _____

Executive Officers:

- President: _____

- Vice President(s): _____

- Treasurer: _____

- Secretary: _____

LIMITED LIABILITY COMPANY

State of Organization: _____

Date of Organization: _____

Members: _____

JOINT VENTURE

Sate of Organization: _____

Date of Organization: _____

Form of Organization: _____

Joint Venture Managing Partner

- Name: _____

- Address: _____

Joint Venture Managing Partner

- Name: _____

- Address: _____

Joint Venture Managing Partner

- Name: _____

- Address: _____

6. LICENSING

Jurisdiction: _____

Type of License: _____

License Number: _____

Jurisdiction: _____

Type of License: _____

License Number: _____

7. CERTIFICATIONS

CERTIFIED BY:

Disadvantage Business Enterprise: _____

Minority Business Enterprise: _____

Woman Owned Enterprise: _____

Small Business Enterprise: _____

Other (_____): _____

8. BONDING INFORMATION

Bonding Company: _____

Address: _____

Bonding Agent: _____

Address: _____

Contact Name: _____

Phone: _____

Aggregate Bonding Capacity: _____

Available Bonding Capacity as of date of this submittal: _____

9. FINANCIAL INFORMATION

Financial Institution: _____

Address: _____

Account Manager: _____

Phone: _____

INCLUDE AS AN ATTACHMENT AN AUDITED BALANCE SHEET FOR EACH OF THE
LAST 3 YEARS

10. CONSTRUCTION EXPERIENCE:

Current Experience:

List on **Schedule A** all uncompleted projects currently under contract (If Joint Venture list each participant's projects separately).

Previous Experience:

List on **Schedule B** all projects completed within the last 5 Years (If Joint Venture list each participant's projects separately).

Has firm listed in Section 1 ever failed to complete a construction contract awarded to it?

YES NO

If YES, attach as an Attachment details including Project Owner's contact information.

Has any Corporate Officer, Partner, Joint Venture participant or Proprietor ever failed to complete a construction contract awarded to them in their name or when acting as a principal of another entity?

YES NO

If YES, attach as an Attachment details including Project Owner's contact information.

Are there any judgments, claims, disputes or litigation pending or outstanding involving the firm listed in Section 1 or any of its officers (or any of its partners if a partnership or any of the individual entities if a joint venture)?

YES NO

If YES, attach as an Attachment details including Project Owner's contact information.

11. SAFETY PROGRAM:

Name of Contractor's Safety Officer: _____

Include the following as attachments:

Provide as an Attachment Contractor's (and Contractor's proposed Subcontractors and Suppliers furnishing or performing Work having a value in excess of 10 percent of the total amount of the Bid) OSHA No. 500- Log & Summary of Occupational Injuries & Illnesses for the past 5 years.

Provide as an Attachment Contractor's (and Contractor's proposed Subcontractors and Suppliers furnishing or performing Work having a value in excess of 10 percent of the total amount of the Bid) list of all OSHA Citations & Notifications of Penalty (monetary or other) received within the last 5 years (indicate disposition as applicable) - IF NONE SO STATE.

Provide as an Attachment Contractor's (and Contractor's proposed Subcontractors and Suppliers furnishing or performing Work having a value in excess of 10 percent of the total amount of the Bid) list of all safety citations or violations under any state all received within the last 5 years (indicate disposition as applicable) - IF NONE SO STATE.

Provide the following for the firm listed in Section V (and for each proposed Subcontractor furnishing or performing Work having a value in excess of 10 percent of the total amount of the Bid) the following (attach additional sheets as necessary):

Workers' compensation Experience Modification Rate (EMR) for the last 5 years:

YEAR	_____	EMR	_____
YEAR	_____	EMR	_____
YEAR	_____	EMR	_____
YEAR	_____	EMR	_____
YEAR	_____	EMR	_____

Total Recordable Frequency Rate (TRFR) for the last 5 years:

YEAR	_____	TRFR	_____
YEAR	_____	TRFR	_____
YEAR	_____	TRFR	_____
YEAR	_____	TRFR	_____
YEAR	_____	TRFR	_____

Total number of man-hours worked for the last 5 Years:

YEAR	_____	TOTAL NUMBER OF MAN-HOURS	_____
YEAR	_____	TOTAL NUMBER OF MAN-HOURS	_____
YEAR	_____	TOTAL NUMBER OF MAN-HOURS	_____
YEAR	_____	TOTAL NUMBER OF MAN-HOURS	_____
YEAR	_____	TOTAL NUMBER OF MAN-HOURS	_____

Provide Contractor's (and Contractor's proposed Subcontractors and Suppliers furnishing or performing Work having a value in excess of 10 percent of the total amount of the Bid) Days Away From Work, Days of Restricted Work Activity or Job Transfer (DART) incidence rate for the particular industry or type of Work to be performed by Contractor and each of Contractor's proposed Subcontractors and Suppliers) for the last 5 years:

YEAR	_____	DART	_____
YEAR	_____	DART	_____
YEAR	_____	DART	_____
YEAR	_____	DART	_____
YEAR	_____	DART	_____

12. EQUIPMENT:

MAJOR EQUIPMENT:

List on **Schedule C** all pieces of major equipment available for use on Owner's Project.

I HEREBY CERTIFY THAT THE INFORMATION SUBMITTED HEREWITH, INCLUDING ANY ATTACHMENTS, IS TRUE TO THE BEST OF MY KNOWLEDGE AND BELIEF.

NAME OF ORGANIZATION: _____

BY: _____

TITLE: _____

DATED: _____

NOTARY ATTEST:

SUBSCRIBED AND SWORN TO BEFORE ME

THIS _____ DAY OF _____, 20__

NOTARY PUBLIC - STATE OF _____

MY COMMISSION EXPIRES: _____

REQUIRED ATTACHMENTS

1. Schedule A (Current Experience).
2. Schedule B (Previous Experience).
3. Schedule C (Major Equipment).
4. Audited balance sheet for each of the last 3 years for firm named in Section 1.
5. Evidence of authority for individuals listed in Section 7 to bind organization to an agreement.
6. Resumes of officers and key individuals (including Safety Officer) of firm named in Section 1.
7. Required safety program submittals listed in Section 13.
8. Additional items as pertinent.

SCHEDULE A

CURRENT EXPERIENCE

Project Name	Owner's Contact Person	Design Engineer	Contract Date	Type of Work	Status	Cost of Work
	Name: Address: Telephone:	Name: Company: Telephone:				
	Name: Address: Telephone:	Name: Company: Telephone:				
	Name: Address: Telephone:	Name: Company: Telephone:				
	Name: Address: Telephone:	Name: Company: Telephone:				
	Name: Address: Telephone:	Name: Company: Telephone:				
	Name: Address: Telephone:	Name: Company: Telephone:				
	Name: Address: Telephone:	Name: Company: Telephone:				
	Name: Address: Telephone:	Name: Company: Telephone:				

SCHEDULE B

PREVIOUS EXPERIENCE (Include ALL Projects Completed within last 5 years)

Project Name	Owner's Contact Person	Design Engineer	Contract Date	Type of Work	Status	Cost of Work
	Name: Address: Telephone:	Name: Company: Telephone:				
	Name: Address: Telephone:	Name: Company: Telephone:				
	Name: Address: Telephone:	Name: Company: Telephone:				
	Name: Address: Telephone:	Name: Company: Telephone:				
	Name: Address: Telephone:	Name: Company: Telephone:				
	Name: Address: Telephone:	Name: Company: Telephone:				
	Name: Address: Telephone:	Name: Company: Telephone:				
	Name: Address: Telephone:	Name: Company: Telephone:				

SCHEDULE B

PREVIOUS EXPERIENCE (Include ALL Projects Completed within last 5 years)

Project Name	Owner's Contact Person	Design Engineer	Contract Date	Type of Work	Status	Cost of Work
	Name: Address: Telephone:	Name: Company: Telephone:				
	Name: Address: Telephone:	Name: Company: Telephone:				
	Name: Address: Telephone:	Name: Company: Telephone:				
	Name: Address: Telephone:	Name: Company: Telephone:				
	Name: Address: Telephone:	Name: Company: Telephone:				
	Name: Address: Telephone:	Name: Company: Telephone:				
	Name: Address: Telephone:	Name: Company: Telephone:				
	Name: Address: Telephone:	Name: Company: Telephone:				

SCHEDULE C - LIST OF MAJOR EQUIPMENT AVAILABLE

ITEM	PURCHASE DATE	CONDITION	ACQUIRED VALUE

BID BOND

Any singular reference to Bidder, Surety, Owner or other party shall be considered plural where applicable.

BIDDER (*Name and Address*):

SURETY (*Name, and Address of Principal Place of Business*):

OWNER (*Name and Address*): Columbia Adair Utility District
109 Grant Lane
Columbia, Kentucky 42728

BID

Bid Due Date:

Description: Contract No. 2 – 2019 Phase 18 Water and Sewer System Improvements

BOND

Bond Number:

Date:

Penal sum _____ \$ _____
(Words) (Figures)

Surety and Bidder, intending to be legally bound hereby, subject to the terms set forth below, do each cause this Bid Bond to be duly executed by an authorized officer, agent, or representative.

BIDDER

SURETY

Bidder's Name and Corporate Seal (Seal)

Surety's Name and Corporate Seal (Seal)

By: _____
Signature

By: _____
Signature (Attach Power of Attorney)

Print Name

Print Name

Title

Title

Attest: _____
Signature

Attest: _____
Signature

Title

Title

Note: Addresses are to be used for giving any required notice.

Provide execution by any additional parties, such as joint venturers, if necessary.

1. Bidder and Surety, jointly and severally, bind themselves, their heirs, executors, administrators, successors, and

assigns to pay to Owner upon default of Bidder the penal sum set forth on the face of this Bond. Payment of the penal sum is the extent of Bidder's and Surety's liability. Recovery of such penal sum under the terms of this Bond shall be Owner's sole and exclusive remedy upon default of Bidder.

2. Default of Bidder shall occur upon the failure of Bidder to deliver within the time required by the Bidding Documents (or any extension thereof agreed to in writing by Owner) the executed Agreement required by the Bidding Documents and any performance and payment bonds required by the Bidding Documents.

3. This obligation shall be null and void if:

3.1 Owner accepts Bidder's Bid and Bidder delivers within the time required by the Bidding Documents (or any extension thereof agreed to in writing by Owner) the executed Agreement required by the Bidding Documents and any performance and payment bonds required by the Bidding Documents, or

3.2 All Bids are rejected by Owner, or

3.3 Owner fails to issue a Notice of Award to Bidder within the time specified in the Bidding Documents (or any extension thereof agreed to in writing by Bidder and, if applicable, consented to by Surety when required by Paragraph 5 hereof).

4. Payment under this Bond will be due and payable upon default of Bidder and within 30 calendar days after receipt by Bidder and Surety of written notice of default from Owner, which notice will be given with reasonable promptness, identifying this Bond and the Project and including a statement of the amount due.

5. Surety waives notice of any and all defenses based on or arising out of any time extension to issue Notice of Award agreed to in writing by Owner and Bidder, provided that the total time for issuing Notice of Award including extensions shall not in the aggregate exceed 120 days from the Bid due date without Surety's written consent.

6. No suit or action shall be commenced under this Bond prior to 30 calendar days after the notice of default required in Paragraph 4 above is received by Bidder and Surety and in no case later than one year after the Bid due date.

7. Any suit or action under this Bond shall be commenced only in a court of competent jurisdiction located in the state in which the Project is located.

8. Notices required hereunder shall be in writing and sent to Bidder and Surety at their respective addresses shown on the face of this Bond. Such notices may be sent by personal delivery, commercial courier, or by United States Registered or Certified Mail, return receipt requested, postage pre-paid, and shall be deemed to be effective upon receipt by the party concerned.

9. Surety shall cause to be attached to this Bond a current and effective Power of Attorney evidencing the authority of the officer, agent, or representative who executed this Bond on behalf of Surety to execute, seal, and deliver such Bond and bind the Surety thereby.

10. This Bond is intended to conform to all applicable statutory requirements. Any applicable requirement of any applicable statute that has been omitted from this Bond shall be deemed to be included herein as if set forth at length. If any provision of this Bond conflicts with any applicable statute, then the provision of said statute shall govern and the remainder of this Bond that is not in conflict therewith shall continue in full force and effect.

11. The term "Bid" as used herein includes a Bid, offer, or proposal as applicable.

COMPLIANCE STATEMENT

This statement relates to a proposed contract with _____

(Name of borrower or grantee)

who expects to finance the contract with assistance from either the Rural Housing Service (RHS), Rural Business-Cooperative Service (RBS), or the Rural Utilities Service (RUS) or their successor agencies, United States Department of Agriculture (whether by a loan, grant, loan insurance, guarantee, or other form of financial assistance). I am the undersigned bidder or prospective contractor, I represent that:

1. I have, have not, participated in a previous contract or subcontract subject to Executive Order 11246 (regarding equal employment opportunity) or a preceding similar Executive Order.
2. If I have participated in such a contract or subcontract, I have, have not, filed all compliance reports that have been required to file in connection with the contract or subcontract.

If the proposed contract is for \$50,000 or more and I have 50 or more employees, I also represent that:

3. I have, have not previously had contracts subject to the written affirmative action programs requirements of the Secretary of Labor.
4. If I have participated in such a contract or subcontract, I have, have not developed and placed on file at each establishment affirmative action programs as required by the rules and regulations of the Secretary of Labor.

I understand that if I have failed to file any compliance reports that have been required of me, I am not eligible and will not be eligible to have my bid considered or to enter into the proposed contract unless and until I make an arrangement regarding such reports that is satisfactory to either the RHS, RBS or RUS, or to the office where the reports are required to be filed.

I also certify that I do not maintain or provide for my employees any segregated facilities at any of my establishments, and that I do not permit my employees to perform their services at any location, under my control, where segregated facilities are maintained. I certify further that I will not maintain or provide for my employees any segregated facilities at any of my establishments, and that I will not permit my employees to perform their services at any location, under my control, where segregated facilities are maintained. I agree that a breach of this certification is a violation of the Equal Opportunity clause in my contract. As used in this certification, the term "segregated facilities" means any waiting rooms, work areas, restrooms and wash rooms, restaurants and other eating areas time clocks, locker rooms and other storage or dressing areas, parking lots, drinking fountains, recreation or entertainment areas, transportation, and housing facilities provided for employees which are segregated by explicit directive or are in fact segregated on the basis of race, creed, color, or national origin, because of habit, local custom, or otherwise. I further agree that (except where I have obtained identical certifications for proposed subcontractors for specific time periods) I will obtain identical certifications from proposed subcontractors prior to the award of subcontracts exceeding \$10,000 which are not exempt from the provisions of the Equal Opportunity clause; that I will retain such certifications in my files; and that I will forward the following notice to such proposed subcontractors (except where the proposed subcontractors have submitted identical certifications for specific time periods): (See Reverse).

According to the Paperwork Reduction Act of 1995, an agency may not conduct or sponsor, and a person is not required to respond to a collection of information unless it displays the valid OMB control number. The valid OMB control number for this information collection is 0575-0018. The time required to complete this information collection is estimated to average 10 minutes per response, including the time for reviewing instructions, searching existing data sources, gathering and maintaining the data needed, and completing and reviewing the collection of information.

**NOTICE TO PROSPECTIVE SUBCONTRACTORS OF REQUIREMENTS FOR
CERTIFICATIONS OF NON-SEGREGATED FACILITIES**

A certification of Nonsegregated Facilities, as required by the May 9, 1967, order (32F.R. 7439, may 19, 1967) on Elimination of Segregated Facilities, by the Secretary of Labor, must be submitted prior to the award of a subcontract exceeding \$ 10,000 which is not exempt from the provisions of the Equal Opportunity clause. The certification may be submitted either for each subcontract or for all subcontracts during a period (i.e., quarterly, semiannually, or annually).

NOTE: The penalty for making false statements in offers is prescribed in 18 U.S.C. 1001.

Date _____

(Signature of Bidder or Prospective Contractor)

Address (including Zip Code)

CERTIFICATION FOR CONTRACTS, GRANTS AND LOANS

The undersigned certifies, to the best of his or her knowledge and belief, that:

1. No Federal appropriated funds have been paid or will be paid, by or on behalf of the undersigned, to any person for influencing or attempting to influence an officer or employee of any agency, a Member of Congress, an officer or employee of Congress, or an employee of a Member of Congress in connection with the awarding of any Federal contract, the making of any Federal grant or Federal loan, and the extension, continuation, renewal, amendment, or modification of any Federal contract, grant or loan.

2. If any funds other than Federal appropriated funds have been paid or will be paid to any person for influencing or attempting to influence an officer or employee of any agency, a Member of Congress, an officer or employee of Congress, or an employee of a Member of Congress in connection with this Federal contract, grant or loan, the undersigned shall complete and submit Standard Form - LLL, "Disclosure of Lobbying Activities," in accordance with its instructions.

3. The undersigned shall require that the language of this certification be included in the award documents for all subawards at all tiers (including contracts, subcontracts, and subgrants under grants and loans) and that all subrecipients shall certify and disclose accordingly.

This certification is a material representation of fact upon which reliance was placed when this transaction was made or entered into. Submission of this certification is a prerequisite for making or entering into this transaction imposed by section 1352, title 31, U.S. Code. Any person who fails to file the required certification shall be subject to a civil penalty of not less than \$10,000 and not more than \$100,000 for each such failure.

(name)

(date)

(title)

oOo

U.S. DEPARTMENT OF AGRICULTURE

**Certification Regarding Debarment, Suspension, Ineligibility
and Voluntary Exclusion - Lower Tier Covered Transactions**

This certification is required by the regulations implementing Executive Order 12549, Debarment and Suspension, 7 CFR part 3017, Section 3017.510, Participants' responsibilities. The regulations were published as Part IV of the January 30, 1989, Federal Register (pages 4722-4733). Copies of the regulations may be obtained by contacting the Department of Agriculture agency with which this transaction originated.

(BEFORE COMPLETING CERTIFICATION, READ INSTRUCTIONS ON REVERSE)

- (1) The prospective lower tier participant certifies, by submission of this proposal, that neither it nor its principals is presently debarred, suspended, proposed for debarment, declared ineligible, or voluntarily excluded from participation in this transaction by any Federal department or agency.
- (2) Where the prospective lower tier participant is unable to certify to any of the statements in this certification, such prospective participant shall attach an explanation to this proposal.

Organization Name

PR/Award Number or Project Name

Name(s) and Title(s) of Authorized Representative(s)

Signature(s)

Date

Instructions for Certification

1. By signing and submitting this form, the prospective lower tier participant is providing the certification set out on the reverse side in accordance with these instructions.
2. The certification in this clause is a material representation of fact upon which reliance was placed when this transaction was entered into. If it is later determined that the prospective lower tier participant knowingly rendered an erroneous certification, in addition to other remedies available to the Federal Government, the department or agency with which this transaction originated may pursue available remedies, including suspension and/or debarment.
3. The prospective lower tier participant shall provide immediate written notice to the person to which this proposal is submitted if at any time the prospective lower tier participant learns that its certification was erroneous when submitted or has become erroneous by reason of changed circumstances.
4. The terms "covered transaction," "debarred," "suspended," "ineligible," "lower tier covered transaction," "participant," "person," "primary covered transaction," "principal," "proposal," and "voluntarily excluded," as used in this clause, have the meanings set out in the Definitions and Coverage sections of rules implementing Executive Order 12549. You may contact the person to which this proposal is submitted for assistance in obtaining a copy of those regulations.
5. The prospective lower tier participant agrees by submitting this form that, should the proposed covered transaction be entered into, it shall not knowingly enter into any lower tier covered transaction with a person who is debarred, suspended, declared ineligible, or voluntarily excluded from participation in this covered transaction, unless authorized by the department or agency with which this transaction originated.
6. The prospective lower tier participant further agrees by submitting this form that it will include this clause titled "Certification Regarding Debarment, Suspension, Ineligibility and Voluntary Exclusion - Lower Tier Covered Transaction," without modification, in all lower tier covered transaction and in all solicitations for lower tier covered transactions.
7. A participant in a covered transaction may rely upon a certification of a prospective participant in a lower tier covered transaction that is not debarred, suspended, ineligible, or voluntarily excluded from the covered transaction, unless it knows that the certification is erroneous. A participant may decide the method and frequency by which it determines the eligibility of its principals. Each participant may, but is not required to, check the Nonprocurement List.
8. Nothing contained in the foregoing shall be construed to require establishment of a system of records in order to render in good faith the certification required by this clause. The knowledge and information of a participant is not required to exceed that which is normally possessed by a prudent person in the ordinary course of business dealings.
9. Except for transactions authorized under paragraph 5 of these instructions, if a participant in a covered transaction knowingly enters into a lower tier covered transaction with a person who is suspended, debarred, ineligible, or voluntarily excluded from participation in this transaction, in addition to other remedies available to the Federal Government, the department or agency with which this transaction originated may pursue available remedies, including suspension and/or debarment.

NOTICE OF AWARD

Date of Issuance:

Owner: Columbia Adair Utility District Owner's Contract No.: Contract No. 2
Engineer: Kentucky Engineering Group, PLLC Engineer's Project No.: 19013
Project: 2019 Water and Sewer System Contract Name: Water Contract 2
Improvements

Bidder:

Bidder's Address:

TO BIDDER:

You are notified that Owner has accepted your Bid dated June 26, 2019 for the above Contract, and that you are the Successful Bidder and are awarded a Contract for:

Contract No. 2 – 2019 Water And Sewer System Improvements

The Contract Price of the awarded Contract is:

[6] unexecuted counterparts of the Agreement accompany this Notice of Award, and one copy of the Contract Documents accompanies this Notice of Award, or has been transmitted or made available to Bidder electronically.

a set of the Drawings will be delivered separately from the other Contract Documents.

You must comply with the following conditions precedent within 15 days of the date of this Notice of Award:

1. Deliver to Owner [6] counterparts of the Agreement, fully executed by Bidder.
2. Deliver with the executed Agreement(s) the Contract security [e.g., performance and payment bonds] and insurance documentation as specified in the Instructions to Bidders and General Conditions, Articles 2 and 6.
3. Other conditions precedent (if any):

Failure to comply with these conditions within the time specified will entitle Owner to consider you in default, annul this Notice of Award, and declare your Bid security forfeited.

Within ten days after you comply with the above conditions, Owner will return to you one fully executed counterpart of the Agreement, together with any additional copies of the Contract Documents as indicated in Paragraph 2.02 of the General Conditions.

Owner: Columbia Adair Utility District

Authorized Signature

By:

Title: Chairman

Copy: Engineer

**AGREEMENT
BETWEEN OWNER AND CONTRACTOR
FOR CONSTRUCTION CONTRACT (STIPULATED PRICE)**

THIS AGREEMENT is by and between Columbia Adair Utility District (“Owner”) and
_____ (“Contractor”).

Owner and Contractor hereby agree as follows:

ARTICLE 1 – WORK

1.01 Contractor shall complete all Work as specified or indicated in the Contract Documents. The Work is generally described as follows:

ARTICLE 2 – THE PROJECT

2.01 The Project, of which the Work under the Contract Documents is a part, is generally described as follows: Contract 2 – 2019 Phase 18 Water And Sewer System Improvements including modifications to the influent lift station at the Columbia/Adair County Wastewater Treatment plant., and all related appurtenances

ARTICLE 3 – ENGINEER

3.01 The part of the Project that pertains to the Work has been designed by Kentucky Engineering Group, PLLC.

3.02 The Owner has retained Kentucky Engineering Group, PLLC (“Engineer”) to act as Owner’s representative, assume all duties and responsibilities, and have the rights and authority assigned to Engineer in the Contract Documents in connection with the completion of the Work in accordance with the Contract Documents.

ARTICLE 4 – CONTRACT TIMES

4.01 *Time of the Essence*

A. All time limits for Milestones, if any, Substantial Completion, and completion and readiness for final payment as stated in the Contract Documents are of the essence of the Contract.

4.02 *Contract Times: Days*

A. The Work will be substantially completed within 120 days after the date when the Contract Times commence to run as provided in Paragraph 4.01 of the General Conditions, and completed and ready for final payment in accordance with Paragraph 15.06 of the General Conditions within 150 days after the date when the Contract Times commence to run.

4.03 *Liquidated Damages*

A. Contractor and Owner recognize that time is of the essence as stated in Paragraph 4.01 above and that Owner will suffer financial and other losses if the Work is not completed and Milestones not achieved within the times specified in Paragraph 4.02 above, plus any

extensions thereof allowed in accordance with the Contract. The parties also recognize the delays, expense, and difficulties involved in proving in a legal or arbitration proceeding the actual loss suffered by Owner if the Work is not completed on time. Accordingly, instead of requiring any such proof, Owner and Contractor agree that as liquidated damages for delay (but not as a penalty):

1. Substantial Completion: Contractor shall pay Owner \$ 500 for each day that expires after the time (as duly adjusted pursuant to the Contract) specified in Paragraph 4.02.A above for Substantial Completion until the Work is substantially completed.

ARTICLE 5 – CONTRACT PRICE

5.01 Owner shall pay Contractor for completion of the Work in accordance with the Contract Documents the amounts that follow, subject to adjustment under the Contract:

- A. For all Work, at the prices stated in Contractor’s Bid, attached hereto as an exhibit.

ARTICLE 6 – PAYMENT PROCEDURES

6.01 *Submittal and Processing of Payments*

- A. Contractor shall submit Applications for Payment in accordance with Article 15 of the General Conditions. Applications for Payment will be processed by Engineer as provided in the General Conditions.

6.02 *Progress Payments; Retainage*

- A. Owner shall make progress payments on account of the Contract Price on the basis of Contractor’s Applications for Payment on or about the TBD day of each month during performance of the Work as provided in Paragraph 6.02.A.1 below, provided that such Applications for Payment have been submitted in a timely manner and otherwise meet the requirements of the Contract. All such payments will be measured by the Schedule of Values established as provided in the General Conditions (and in the case of Unit Price Work based on the number of units completed) or, in the event there is no Schedule of Values, as provided elsewhere in the Contract.

1. Prior to Substantial Completion, progress payments will be made in an amount equal to the percentage indicated below but, in each case, less the aggregate of payments previously made and less such amounts as Owner may withhold, including but not limited to liquidated damages, in accordance with the Contract

- a. 95 percent of Work completed (with the balance being retainage). If the Work has been 50 percent completed as determined by Engineer, and if the character and progress of the Work have been satisfactory to Owner and Engineer, then as long as the character and progress of the Work remain satisfactory to Owner and Engineer, there will be no additional retainage; and
- b. 100 percent of cost of materials and equipment not incorporated in the Work (with the balance being retainage).

- B. Upon Substantial Completion, Owner shall pay an amount sufficient to increase total payments to Contractor to 95 percent of the Work completed, less such amounts set off by Owner pursuant to Paragraph 15.01.E of the General Conditions, and less 150 percent of Engineer’s estimate of the value of Work to be completed or corrected as shown on the punch list of items to be completed or corrected prior to final payment.

6.03 *Final Payment*

- A. Upon final completion and acceptance of the Work in accordance with Paragraph 15.06 of the General Conditions, Owner shall pay the remainder of the Contract Price as recommended by Engineer as provided in said Paragraph 15.06.

ARTICLE 7 – INTEREST

- 7.01 All amounts not paid when due shall bear interest at the rate of 3.5 percent per annum.

ARTICLE 8 – CONTRACTOR’S REPRESENTATIONS

- 8.01 In order to induce Owner to enter into this Contract, Contractor makes the following representations:
- A. Contractor has examined and carefully studied the Contract Documents, and any data and reference items identified in the Contract Documents.
 - B. Contractor has visited the Site, conducted a thorough, alert visual examination of the Site and adjacent areas, and become familiar with and is satisfied as to the general, local, and Site conditions that may affect cost, progress, and performance of the Work.
 - C. Contractor is familiar with and is satisfied as to all Laws and Regulations that may affect cost, progress, and performance of the Work.
 - D. Contractor has considered the information known to Contractor itself; information commonly known to contractors doing business in the locality of the Site; information and observations obtained from visits to the Site; the Contract Documents; and the Site-related reports and drawings identified in the Contract Documents, with respect to the effect of such information, observations, and documents on (1) the cost, progress, and performance of the Work; (2) the means, methods, techniques, sequences, and procedures of construction to be employed by Contractor; and (3) Contractor’s safety precautions and programs.
 - E. Based on the information and observations referred to in the preceding paragraph, Contractor agrees that no further examinations, investigations, explorations, tests, studies, or data are necessary for the performance of the Work at the Contract Price, within the Contract Times, and in accordance with the other terms and conditions of the Contract.
 - F. Contractor is aware of the general nature of work to be performed by Owner and others at the Site that relates to the Work as indicated in the Contract Documents.
 - G. Contractor has given Engineer written notice of all conflicts, errors, ambiguities, or discrepancies that Contractor has discovered in the Contract Documents, and the written resolution thereof by Engineer is acceptable to Contractor.
 - H. The Contract Documents are generally sufficient to indicate and convey understanding of all terms and conditions for performance and furnishing of the Work.
 - I. Contractor’s entry into this Contract constitutes an incontrovertible representation by Contractor that without exception all prices in the Agreement are premised upon performing and furnishing the Work required by the Contract Documents.

ARTICLE 9 – CONTRACT DOCUMENTS

9.01 Contents

A. The Contract Documents consist of the following:

1. This Agreement (pages 1 to 6, inclusive).
2. Performance bond (pages 1 to 3, inclusive).
3. Payment bond (pages 1 to 3, inclusive).
4. Other bonds.
 - a. [] (pages [] to [], inclusive).

NOTE(S) TO USER:

Such other bonds might include maintenance or warranty bonds intended to manage risk after completion of the Work.

5. General Conditions (pages 1 to 73, inclusive).
 6. Supplementary Conditions (pages 1 to 8, inclusive).
 7. Specifications as listed in the table of contents of the Project Manual.
 8. Drawings (not attached but incorporated by reference) consisting of 33 sheets with each sheet bearing the following general title: Contract 1 – Stearns to Smithtown Water System Improvements [or] the Drawings listed on the attached sheet index.
 9. Addenda (numbers 1 to 2, inclusive).
 10. Exhibits to this Agreement (enumerated as follows):
 - a. Contractor's Bid (pages [] to [], inclusive).
 11. The following which may be delivered or issued on or after the Effective Date of the Contract and are not attached hereto:
 - a. Change Orders
- B. The documents listed in Paragraph 9.01.A are attached to this Agreement (except as expressly noted otherwise above).
- C. There are no Contract Documents other than those listed above in this Article 9.
- D. The Contract Documents may only be amended, modified, or supplemented as provided in the General Conditions.

ARTICLE 10 – MISCELLANEOUS

10.01 Terms

A. Terms used in this Agreement will have the meanings stated in the General Conditions and the Supplementary Conditions.

10.02 Assignment of Contract

A. Unless expressly agreed to elsewhere in the Contract, no assignment by a party hereto of any rights under or interests in the Contract will be binding on another party hereto without the written consent of the party sought to be bound; and, specifically but without

limitation, money that may become due and money that is due may not be assigned without such consent (except to the extent that the effect of this restriction may be limited by law), and unless specifically stated to the contrary in any written consent to an assignment, no assignment will release or discharge the assignor from any duty or responsibility under the Contract Documents.

10.03 *Successors and Assigns*

- A. Owner and Contractor each binds itself, its successors, assigns, and legal representatives to the other party hereto, its successors, assigns, and legal representatives in respect to all covenants, agreements, and obligations contained in the Contract Documents.

10.04 *Severability*

- A. Any provision or part of the Contract Documents held to be void or unenforceable under any Law or Regulation shall be deemed stricken, and all remaining provisions shall continue to be valid and binding upon Owner and Contractor, who agree that the Contract Documents shall be reformed to replace such stricken provision or part thereof with a valid and enforceable provision that comes as close as possible to expressing the intention of the stricken provision.

10.05 *Contractor's Certifications*

- A. Contractor certifies that it has not engaged in corrupt, fraudulent, collusive, or coercive practices in competing for or in executing the Contract. For the purposes of this Paragraph 10.05:
 - 1. "corrupt practice" means the offering, giving, receiving, or soliciting of any thing of value likely to influence the action of a public official in the bidding process or in the Contract execution;
 - 2. "fraudulent practice" means an intentional misrepresentation of facts made (a) to influence the bidding process or the execution of the Contract to the detriment of Owner, (b) to establish Bid or Contract prices at artificial non-competitive levels, or (c) to deprive Owner of the benefits of free and open competition;
 - 3. "collusive practice" means a scheme or arrangement between two or more Bidders, with or without the knowledge of Owner, a purpose of which is to establish Bid prices at artificial, non-competitive levels; and
 - 4. "coercive practice" means harming or threatening to harm, directly or indirectly, persons or their property to influence their participation in the bidding process or affect the execution of the Contract.

10.06 *Other Provisions*

- A. Owner stipulates that if the General Conditions that are made a part of this Contract are based on EJCDC® C-700, Standard General Conditions for the Construction Contract, published by the Engineers Joint Contract Documents Committee®, and if Owner is the party that has furnished said General Conditions, then Owner has plainly shown all modifications to the standard wording of such published document to the Contractor, through a process such as highlighting or "track changes" (redline/strikeout), or in the Supplementary Conditions.

IN WITNESS WHEREOF, Owner and Contractor have signed this Agreement.

This Agreement will be effective on _____ (which is the Effective Date of the Contract).

OWNER:

CONTRACTOR:

Columbia Adair Utility District

By: _____

By: _____

Title: Chairman

Title: _____

(If Contractor is a corporation, a partnership, or a joint venture, attach evidence of authority to sign.)

Attest: _____

Attest: _____

Title: _____

Title: _____

Address for giving notices:

Address for giving notices:

109 Grant lane

Columbia, KY 42728

License No.: _____

(where applicable)

(If Owner is a corporation, attach evidence of authority to sign. If Owner is a public body, attach evidence of authority to sign and resolution or other documents authorizing execution of this Agreement.)

NOTE TO USER: Use in those states or other jurisdictions where applicable or required.

NOTICE TO PROCEED

Owner:	Columbia Adair Utility District	Owner's Contract No.:	Contract 2
Contractor:		Contractor's Project No.:	
Engineer:	Kentucky Engineering Group, PLLC	Engineer's Project No.:	19013
Project:	2019 Phase 18 Water and Sewer System Improvements	Contract Name:	2019 Phase 18 Water and Sewer System Improvements
		Effective Date of Contract:	

TO CONTRACTOR:

Owner hereby notifies Contractor that the Contract Times under the above Contract will commence to run on _____ . *[see Paragraph 4.01 of the General Conditions]*

On that date, Contractor shall start performing its obligations under the Contract Documents. No Work shall be done at the Site prior to such date. In accordance with the Agreement, the date of Substantial Completion is _____, and the date of readiness for final payment is _____ **or** the number of days to achieve Substantial Completion is _____, and the number of days to achieve readiness for final payment is _____.

Before starting any Work at the Site, Contractor must comply with the following:
[Note any access limitations, security procedures, or other restrictions]

Owner: Columbia Adair Utility District

Authorized Signature

By:

Title: Chairman

Date Issued:

Copy: Engineer

SECTION 00600

INSURANCE CERTIFICATE

Certificate of Insurance shall be provided in accordance with:

OWNER'S MINIMUM INSURANCE REQUIREMENTS

The Contractor at its expense shall procure and shall maintain the insurance required in this Contract and to be provided by the Contractor. The Contractor shall require each subcontractor to procure and maintain the insurance required by this Contract and to be provided by subcontractors. At a minimum, the following insurance

Limits shall be procured:

General Liability – Commercial General Liability

Limits of Insurance - \$2,000,000 general aggregate
 \$2,000,000 products & completed operations aggregate
 \$1,000,000 personal & advertising
 \$1,000,000 each occurrence

Automobile Liability – All Owned, Non-owned & Hired vehicles

Limits of Liability - \$1,000,000 per accident

Excess or Umbrella Liability

Limits of Liability - \$2,000,000

Workmen's Compensation – Statutory Coverage in each state of operations or “all states” coverage

Limits of Liability - \$100,000 each accident bodily injury
 \$500,000 policy limit bodily injury by disease
 \$100,000 each employee bodily injury by disease

Description of Operations

Columbia Adair Utility District Columbia, Kentucky and Kentucky Engineering Groups, PLLC must be added to the Commercial General Liability policy as an additional insured by Standard Endorsements CG 2010(11-85) and CG 2037 or their equivalents.

All policies, except workers compensation, shall include a waiver of subrogation.

Certificate Holder

Must list: Columbia Adair Utility District
 109 Grant Lane
 Columbia, Kentucky 42728

Cancellation

Thirty (30) days prior written notice is required.

Builders Risk/Installation Floater

May be required in an amount equal to the contract. If above ground structures are involved in the Contract, this is required.

END OF SECTION



PERFORMANCE BOND

CONTRACTOR *(name and address):*

SURETY *(name and address of principal place of business):*

OWNER *(name and address):*

Columbia Adair Utility District
109 Grant Lane
Columbia, Kentucky 42728

CONSTRUCTION CONTRACT

Effective Date of the Agreement:

Amount:

Description *(name and location):*

BOND

Bond Number:

Date *(not earlier than the Effective Date of the Agreement of the Construction Contract):*

Amount:

Modifications to this Bond Form: None See Paragraph 16

Surety and Contractor, intending to be legally bound hereby, subject to the terms set forth below, do each cause this Performance Bond to be duly executed by an authorized officer, agent, or representative.

CONTRACTOR AS PRINCIPAL

SURETY

Contractor's Name and Corporate Seal *(seal)*

Surety's Name and Corporate Seal *(seal)*

By: _____
Signature

By: _____
Signature *(attach power of attorney)*

Print Name

Print Name

Title

Title

Attest: _____
Signature

Attest: _____
Signature

Title

Title

Notes: (1) Provide supplemental execution by any additional parties, such as joint venturers. (2) Any singular reference to Contractor, Surety, Owner, or other party shall be considered plural where applicable.

1. The Contractor and Surety, jointly and severally, bind themselves, their heirs, executors, administrators, successors, and assigns to the Owner for the performance of the Construction Contract, which is incorporated herein by reference.

2. If the Contractor performs the Construction Contract, the Surety and the Contractor shall have no obligation under this Bond, except when applicable to participate in a conference as provided in Paragraph 3.

3. If there is no Owner Default under the Construction Contract, the Surety's obligation under this Bond shall arise after:

3.1 The Owner first provides notice to the Contractor and the Surety that the Owner is considering declaring a Contractor Default. Such notice shall indicate whether the Owner is requesting a conference among the Owner, Contractor, and Surety to discuss the Contractor's performance. If the Owner does not request a conference, the Surety may, within five (5) business days after receipt of the Owner's notice, request such a conference. If the Surety timely requests a conference, the Owner shall attend. Unless the Owner agrees otherwise, any conference requested under this Paragraph 3.1 shall be held within ten (10) business days of the Surety's receipt of the Owner's notice. If the Owner, the Contractor, and the Surety agree, the Contractor shall be allowed a reasonable time to perform the Construction Contract, but such an agreement shall not waive the Owner's right, if any, subsequently to declare a Contractor Default;

3.2 The Owner declares a Contractor Default, terminates the Construction Contract and notifies the Surety; and

3.3 The Owner has agreed to pay the Balance of the Contract Price in accordance with the terms of the Construction Contract to the Surety or to a contractor selected to perform the Construction Contract.

4. Failure on the part of the Owner to comply with the notice requirement in Paragraph 3.1 shall not constitute a failure to comply with a condition precedent to the Surety's obligations, or release the Surety from its obligations, except to the extent the Surety demonstrates actual prejudice.

5. When the Owner has satisfied the conditions of Paragraph 3, the Surety shall promptly and at the Surety's expense take one of the following actions:

5.1 Arrange for the Contractor, with the consent of the Owner, to perform and complete the Construction Contract;

5.2 Undertake to perform and complete the Construction Contract itself, through its agents or independent contractors;

5.3 Obtain bids or negotiated proposals from qualified contractors acceptable to the Owner for a contract for performance and completion of the Construction Contract, arrange for a contract to be prepared for execution by the

Owner and a contractor selected with the Owners concurrence, to be secured with performance and payment bonds executed by a qualified surety equivalent to the bonds issued on the Construction Contract, and pay to the Owner the amount of damages as described in Paragraph 7 in excess of the Balance of the Contract Price incurred by the Owner as a result of the Contractor Default; or

5.4 Waive its right to perform and complete, arrange for completion, or obtain a new contractor, and with reasonable promptness under the circumstances:

5.4.1 After investigation, determine the amount for which it may be liable to the Owner and, as soon as practicable after the amount is determined, make payment to the Owner; or

5.4.2 Deny liability in whole or in part and notify the Owner, citing the reasons for denial.

6. If the Surety does not proceed as provided in Paragraph 5 with reasonable promptness, the Surety shall be deemed to be in default on this Bond seven days after receipt of an additional written notice from the Owner to the Surety demanding that the Surety perform its obligations under this Bond, and the Owner shall be entitled to enforce any remedy available to the Owner. If the Surety proceeds as provided in Paragraph 5.4, and the Owner refuses the payment or the Surety has denied liability, in whole or in part, without further notice the Owner shall be entitled to enforce any remedy available to the Owner.

7. If the Surety elects to act under Paragraph 5.1, 5.2, or 5.3, then the responsibilities of the Surety to the Owner shall not be greater than those of the Contractor under the Construction Contract, and the responsibilities of the Owner to the Surety shall not be greater than those of the Owner under the Construction Contract. Subject to the commitment by the Owner to pay the Balance of the Contract Price, the Surety is obligated, without duplication for:

7.1 the responsibilities of the Contractor for correction of defective work and completion of the Construction Contract;

7.2 additional legal, design professional, and delay costs resulting from the Contractor's Default, and resulting from the actions or failure to act of the Surety under Paragraph 5; and

7.3 liquidated damages, or if no liquidated damages are specified in the Construction Contract, actual damages caused by delayed performance or non-performance of the Contractor.

8. If the Surety elects to act under Paragraph 5.1, 5.3, or 5.4, the Surety's liability is limited to the amount of this Bond.

9. The Surety shall not be liable to the Owner or others for obligations of the Contractor that are unrelated to the Construction Contract, and the Balance of the Contract Price shall not be reduced or set off on account of any such unrelated

obligations. No right of action shall accrue on this Bond to any person or entity other than the Owner or its heirs, executors, administrators, successors, and assigns.

10. The Surety hereby waives notice of any change, including changes of time, to the Construction Contract or to related subcontracts, purchase orders, and other obligations.

11. Any proceeding, legal or equitable, under this Bond may be instituted in any court of competent jurisdiction in the location in which the work or part of the work is located and shall be instituted within two years after a declaration of Contractor Default or within two years after the Contractor ceased working or within two years after the Surety refuses or fails to perform its obligations under this Bond, whichever occurs first. If the provisions of this paragraph are void or prohibited by law, the minimum periods of limitations available to sureties as a defense in the jurisdiction of the suit shall be applicable.

12. Notice to the Surety, the Owner, or the Contractor shall be mailed or delivered to the address shown on the page on which their signature appears.

13. When this Bond has been furnished to comply with a statutory or other legal requirement in the location where the construction was to be performed, any provision in this Bond conflicting with said statutory or legal requirement shall be deemed deleted herefrom and provisions conforming to such statutory or other legal requirement shall be deemed incorporated herein. When so furnished, the intent is that this Bond shall be construed as a statutory bond and not as a common law bond.

14. Definitions

14.1 Balance of the Contract Price: The total amount payable by the Owner to the Contractor under the Construction Contract after all proper adjustments have been

made including allowance for the Contractor for any amounts received or to be received by the Owner in settlement of insurance or other claims for damages to which the Contractor is entitled, reduced by all valid and proper payments made to or on behalf of the Contractor under the Construction Contract.

14.2 Construction Contract: The agreement between the Owner and Contractor identified on the cover page, including all Contract Documents and changes made to the agreement and the Contract Documents.

14.3 Contractor Default: Failure of the Contractor, which has not been remedied or waived, to perform or otherwise to comply with a material term of the Construction Contract.

14.4 Owner Default: Failure of the Owner, which has not been remedied or waived, to pay the Contractor as required under the Construction Contract or to perform and complete or comply with the other material terms of the Construction Contract.

14.5 Contract Documents: All the documents that comprise the agreement between the Owner and Contractor.

15. If this Bond is issued for an agreement between a contractor and subcontractor, the term Contractor in this Bond shall be deemed to be Subcontractor and the term Owner shall be deemed to be Contractor.

16. Modifications to this Bond are as follows:

PAYMENT BOND

CONTRACTOR *(name and address)*:

SURETY *(name and address of principal place of business)*:

OWNER *(name and address)*

Columbia Adair Utility District
109 Grant Lane
Columbmbia, Kentucky 42728

CONSTRUCTION CONTRACT

Effective Date of the Agreement:

Amount:

Description *(name and location)*:

BOND

Bond Number:

Date *(not earlier than the Effective Date of the Agreement of the Construction Contract)*:

Amount:

Modifications to this Bond Form: None See Paragraph 18

Surety and Contractor, intending to be legally bound hereby, subject to the terms set forth below, do each cause this Payment Bond to be duly executed by an authorized officer, agent, or representative.

CONTRACTOR AS PRINCIPAL

SURETY

(seal)

Contractor's Name and Corporate Seal

(seal)

Surety's Name and Corporate Seal

By: _____

Signature

By: _____

Signature *(attach power of attorney)*

Print Name

Print Name

Title

Title

Attest: _____

Signature

Attest: _____

Signature

Title

Title

Notes: (1) Provide supplemental execution by any additional parties, such as joint venturers. (2) Any singular reference to Contractor, Surety, Owner, or other party shall be considered plural where applicable.

1. The Contractor and Surety, jointly and severally, bind themselves, their heirs, executors, administrators, successors, and assigns to the Owner to pay for labor, materials, and equipment furnished for use in the performance of the Construction Contract, which is incorporated herein by reference, subject to the following terms.
2. If the Contractor promptly makes payment of all sums due to Claimants, and defends, indemnifies, and holds harmless the Owner from claims, demands, liens, or suits by any person or entity seeking payment for labor, materials, or equipment furnished for use in the performance of the Construction Contract, then the Surety and the Contractor shall have no obligation under this Bond.
3. If there is no Owner Default under the Construction Contract, the Surety's obligation to the Owner under this Bond shall arise after the Owner has promptly notified the Contractor and the Surety (at the address described in Paragraph 13) of claims, demands, liens, or suits against the Owner or the Owner's property by any person or entity seeking payment for labor, materials, or equipment furnished for use in the performance of the Construction Contract, and tendered defense of such claims, demands, liens, or suits to the Contractor and the Surety.
4. When the Owner has satisfied the conditions in Paragraph 3, the Surety shall promptly and at the Surety's expense defend, indemnify, and hold harmless the Owner against a duly tendered claim, demand, lien, or suit.
5. The Surety's obligations to a Claimant under this Bond shall arise after the following:
 - 5.1 Claimants who do not have a direct contract with the Contractor,
 - 5.1.1 have furnished a written notice of non-payment to the Contractor, stating with substantial accuracy the amount claimed and the name of the party to whom the materials were, or equipment was, furnished or supplied or for whom the labor was done or performed, within ninety (90) days after having last performed labor or last furnished materials or equipment included in the Claim; and
 - 5.1.2 have sent a Claim to the Surety (at the address described in Paragraph 13).
 - 5.2 Claimants who are employed by or have a direct contract with the Contractor have sent a Claim to the Surety (at the address described in Paragraph 13).
6. If a notice of non-payment required by Paragraph 5.1.1 is given by the Owner to the Contractor, that is sufficient to satisfy a Claimant's obligation to furnish a written notice of non-payment under Paragraph 5.1.1.
7. When a Claimant has satisfied the conditions of Paragraph 5.1 or 5.2, whichever is applicable, the Surety shall promptly and at the Surety's expense take the following actions:
 - 7.1 Send an answer to the Claimant, with a copy to the Owner, within sixty (60) days after receipt of the Claim, stating the amounts that are undisputed and the basis for challenging any amounts that are disputed; and
 - 7.2 Pay or arrange for payment of any undisputed amounts.
 - 7.3 The Surety's failure to discharge its obligations under Paragraph 7.1 or 7.2 shall not be deemed to constitute a waiver of defenses the Surety or Contractor may have or acquire as to a Claim, except as to undisputed amounts for which the Surety and Claimant have reached agreement. If, however, the Surety fails to discharge its obligations under Paragraph 7.1 or 7.2, the Surety shall indemnify the Claimant for the reasonable attorney's fees the Claimant incurs thereafter to recover any sums found to be due and owing to the Claimant.
8. The Surety's total obligation shall not exceed the amount of this Bond, plus the amount of reasonable attorney's fees provided under Paragraph 7.3, and the amount of this Bond shall be credited for any payments made in good faith by the Surety.
9. Amounts owed by the Owner to the Contractor under the Construction Contract shall be used for the performance of the Construction Contract and to satisfy claims, if any, under any construction performance bond. By the Contractor furnishing and the Owner accepting this Bond, they agree that all funds earned by the Contractor in the performance of the Construction Contract are dedicated to satisfy obligations of the Contractor and Surety under this Bond, subject to the Owner's priority to use the funds for the completion of the work.
10. The Surety shall not be liable to the Owner, Claimants, or others for obligations of the Contractor that are unrelated to the Construction Contract. The Owner shall not be liable for the payment of any costs or expenses of any Claimant under this Bond, and shall have under this Bond no obligation to make payments to or give notice on behalf of Claimants, or otherwise have any obligations to Claimants under this Bond.
11. The Surety hereby waives notice of any change, including changes of time, to the Construction Contract or to related subcontracts, purchase orders, and other obligations.

12. No suit or action shall be commenced by a Claimant under this Bond other than in a court of competent jurisdiction in the state in which the project that is the subject of the Construction Contract is located or after the expiration of one year from the date (1) on which the Claimant sent a Claim to the Surety pursuant to Paragraph 5.1.2 or 5.2, or (2) on which the last labor or service was performed by anyone or the last materials or equipment were furnished by anyone under the Construction Contract, whichever of (1) or (2) first occurs. If the provisions of this paragraph are void or prohibited by law, the minimum period of limitation available to sureties as a defense in the jurisdiction of the suit shall be applicable.
13. Notice and Claims to the Surety, the Owner, or the Contractor shall be mailed or delivered to the address shown on the page on which their signature appears. Actual receipt of notice or Claims, however accomplished, shall be sufficient compliance as of the date received.
14. When this Bond has been furnished to comply with a statutory or other legal requirement in the location where the construction was to be performed, any provision in this Bond conflicting with said statutory or legal requirement shall be deemed deleted herefrom and provisions conforming to such statutory or other legal requirement shall be deemed incorporated herein. When so furnished, the intent is that this Bond shall be construed as a statutory bond and not as a common law bond.
15. Upon requests by any person or entity appearing to be a potential beneficiary of this Bond, the Contractor and Owner shall promptly furnish a copy of this Bond or shall permit a copy to be made.
16. **Definitions**
- 16.1 **Claim:** A written statement by the Claimant including at a minimum:
1. The name of the Claimant;
 2. The name of the person for whom the labor was done, or materials or equipment furnished;
 3. A copy of the agreement or purchase order pursuant to which labor, materials, or equipment was furnished for use in the performance of the Construction Contract;
 4. A brief description of the labor, materials, or equipment furnished;
 5. The date on which the Claimant last performed labor or last furnished materials or equipment for use in the performance of the Construction Contract;
 6. The total amount earned by the Claimant for labor, materials, or equipment furnished as of the date of the Claim;
 7. The total amount of previous payments received by the Claimant; and
8. The total amount due and unpaid to the Claimant for labor, materials, or equipment furnished as of the date of the Claim.
- 16.2 **Claimant:** An individual or entity having a direct contract with the Contractor or with a subcontractor of the Contractor to furnish labor, materials, or equipment for use in the performance of the Construction Contract. The term Claimant also includes any individual or entity that has rightfully asserted a claim under an applicable mechanic's lien or similar statute against the real property upon which the Project is located. The intent of this Bond shall be to include without limitation in the terms of "labor, materials, or equipment" that part of the water, gas, power, light, heat, oil, gasoline, telephone service, or rental equipment used in the Construction Contract, architectural and engineering services required for performance of the work of the Contractor and the Contractor's subcontractors, and all other items for which a mechanic's lien may be asserted in the jurisdiction where the labor, materials, or equipment were furnished.
- 16.3 **Construction Contract:** The agreement between the Owner and Contractor identified on the cover page, including all Contract Documents and all changes made to the agreement and the Contract Documents.
- 16.4 **Owner Default:** Failure of the Owner, which has not been remedied or waived, to pay the Contractor as required under the Construction Contract or to perform and complete or comply with the other material terms of the Construction Contract.
- 16.5 **Contract Documents:** All the documents that comprise the agreement between the Owner and Contractor.
17. If this Bond is issued for an agreement between a contractor and subcontractor, the term Contractor in this Bond shall be deemed to be Subcontractor and the term Owner shall be deemed to be Contractor.
18. Modifications to this Bond are as follows:

Contractor's Application for Payment No. _____

Application Period:		Application Date:
To (Owner): Columbia Adair Utility District	From (Contractor):	Via (Engineer): Kentucky Engineering Group, PLLC
Project: Influent Lift Station Improvements	Contract: Contract No. 2 - 2019 Phase 18 Water and Sewer System Improvements	
Owner's Contract No.: 18	Contractor's Project No.:	Engineer's Project No.: 19013

**Application For Payment
Change Order Summary**

Approved Change Orders			1. ORIGINAL CONTRACT PRICE.....	\$ _____
Number	Additions	Deductions	2. Net change by Change Orders.....	\$ _____
			3. Current Contract Price (Line 1 ± 2).....	\$ _____
			4. TOTAL COMPLETED AND STORED TO DATE (Column F total on Progress Estimates).....	\$ _____
			5. RETAINAGE:	
			a. X _____ Work Completed.....	\$ _____
			b. X _____ Stored Material.....	\$ _____
			c. Total Retainage (Line 5.a + Line 5.b).....	\$ _____
			6. AMOUNT ELIGIBLE TO DATE (Line 4 - Line 5.c).....	\$ _____
			7. LESS PREVIOUS PAYMENTS (Line 6 from prior Application).....	\$ _____
			8. AMOUNT DUE THIS APPLICATION.....	\$ _____
			9. BALANCE TO FINISH, PLUS RETAINAGE (Column G total on Progress Estimates + Line 5.c above).....	\$ _____
TOTALS				
NET CHANGE BY CHANGE ORDERS				

Contractor's Certification

The undersigned Contractor certifies, to the best of its knowledge, the following:

(1) All previous progress payments received from Owner on account of Work done under the Contract have been applied on account to discharge Contractor's legitimate obligations incurred in connection with the Work covered by prior Applications for Payment;

(2) Title to all Work, materials and equipment incorporated in said Work, or otherwise listed in or covered by this Application for Payment, will pass to Owner at time of payment free and clear of all Liens, security interests, and encumbrances (except such as are covered by a bond acceptable to Owner indemnifying Owner against any such Liens, security interest, or encumbrances); and

(3) All the Work covered by this Application for Payment is in accordance with the Contract Documents and is not defective.

Contractor Signature

By: _____ Date: _____

Payment of: \$ _____
(Line 8 or other - attach explanation of the other amount)

is recommended by: _____ (Date)
Kentucky Engineering Group, PLLC

Payment of: \$ _____
(Line 8 or other - attach explanation of the other amount)

is approved by: _____ (Date)
Columbia Adair Utility District

Approved by: _____ (Date)
Rural Development

Change Order No. _____

Date of Issuance:	Effective Date:
Owner: Columbia Adair Utility District	Owner's Contract No.:
Contractor:	Contractor's Project No.:
Engineer: Kentucky Engineering Group, PLLC	Engineer's Project No.: 19013
Project: 2019 Phase 18 Water and Sewer System Improvements	Contract Name: Contract 2- 2019 Phase 18 Water and Sewer System Improvements

The Contract is modified as follows upon execution of this Change Order:

Description:

Attachments: *[List documents supporting change]*

CHANGE IN CONTRACT PRICE	CHANGE IN CONTRACT TIMES <i>[note changes in Milestones if applicable]</i>
Original Contract Price: \$ _____	Original Contract Times: Substantial Completion: _____ Ready for Final Payment: _____ days or dates
[Increase] [Decrease] from previously approved Change Orders No. ___ to No. ___: \$ _____	[Increase] [Decrease] from previously approved Change Orders No. ___ to No. ___: Substantial Completion: _____ Ready for Final Payment: _____ days
Contract Price prior to this Change Order: \$ _____	Contract Times prior to this Change Order: Substantial Completion: _____ Ready for Final Payment: _____ days or dates
[Increase] [Decrease] of this Change Order: \$ _____	[Increase] [Decrease] of this Change Order: Substantial Completion: _____ Ready for Final Payment: _____ days or dates
Contract Price incorporating this Change Order: \$ _____	Contract Times with all approved Change Orders: Substantial Completion: _____ Ready for Final Payment: _____ days or dates

RECOMMENDED:	ACCEPTED:	ACCEPTED:
By: _____ Engineer (if required)	By: _____ Owner (Authorized Signature)	By: _____ Contractor (Authorized Signature)
Title: _____	Title: _____	Title: _____
Date: _____	Date: _____	Date: _____

Approved by Funding Agency (if applicable)

By: _____ Date: _____
Title: _____

CERTIFICATE OF SUBSTANTIAL COMPLETION

Owner:	Columbia Adair Utility District	Owner's Contract No.:	
Contractor:		Contractor's Project No.:	
Engineer:	Kentucky Engineering Group, PLLC	Engineer's Project No.:	19013
Project:	2019 Phase 18 Water and Sewer System Improvements	Contract Name:	Contract No. 2

This [preliminary] [final] Certificate of Substantial Completion applies to:

All Work The following specified portions of the Work:

Date of Substantial Completion

The Work to which this Certificate applies has been inspected by authorized representatives of Owner, Contractor, and Engineer, and found to be substantially complete. The Date of Substantial Completion of the Work or portion thereof designated above is hereby established, subject to the provisions of the Contract pertaining to Substantial Completion. The date of Substantial Completion in the final Certificate of Substantial Completion marks the commencement of the contractual correction period and applicable warranties required by the Contract.

A punch list of items to be completed or corrected is attached to this Certificate. This list may not be all-inclusive, and the failure to include any items on such list does not alter the responsibility of the Contractor to complete all Work in accordance with the Contract.

The responsibilities between Owner and Contractor for security, operation, safety, maintenance, heat, utilities, insurance, and warranties upon Owner's use or occupancy of the Work shall be as provided in the Contract, except as amended as follows: *[Note: Amendments of contractual responsibilities recorded in this Certificate should be the product of mutual agreement of Owner and Contractor; see Paragraph 15.03.D of the General Conditions.]*

Amendments to Owner's responsibilities: None As follows

Amendments to Contractor's responsibilities: None As follows:

The following documents are attached to and made a part of this Certificate: *[punch list; others]*

This Certificate does not constitute an acceptance of Work not in accordance with the Contract Documents, nor is it a release of Contractor's obligation to complete the Work in accordance with the Contract.

EXECUTED BY ENGINEER:		RECEIVED:		RECEIVED:	
By: _____	By: _____	By: _____	By: _____	By: _____	By: _____
(Authorized signature)	Owner (Authorized Signature)	Owner (Authorized Signature)	Contractor (Authorized Signature)	Contractor (Authorized Signature)	Contractor (Authorized Signature)
Title: _____	Title: _____	Title: _____	Title: _____	Title: _____	Title: _____
Date: _____	Date: _____	Date: _____	Date: _____	Date: _____	Date: _____

CERTIFICATE OF OWNER'S ATTORNEY AND AGENCY CONCURRENCE

CERTIFICATE OF OWNER'S ATTORNEY

PROJECT NAME: Contract No. 2 - 2019 Phase 18 Water and Sewer System Improvements

CONTRACTOR NAME:

I, the undersigned, _____, the duly authorized and acting legal representative of _____, do hereby certify as follows: I have examined the attached Contract(s) and performance and payment bond(s) and the manner of execution thereof, and I am of the opinion that each of the aforesaid agreements is adequate and has been duly executed by the proper parties thereto acting through their duly authorized representatives; that said representatives have full power and authority to execute said agreements on behalf of the respective parties named thereon; and that the foregoing agreements constitute valid and legally binding obligations upon the parties executing the same in accordance with the terms, conditions, and provisions thereof.

Name Date

AGENCY CONCURRENCE

As lender or insurer of funds to defray the costs of this Contract, and without liability for any payments thereunder, the Agency hereby concurs in the form, content, and execution of this Agreement.

Agency Representative Date

Name

UNITED STATES DEPARTMENT OF AGRICULTURE
Rural Utilities Service
KENTUCKY BULLETIN 1780-2

SUBJECT: Guidance for Implementation of American Iron and Steel (AIS).

TO: Applicants, Consulting Engineers, Contractors, and Manufacturers


EFFECTIVE DATE: Date of approval.

INSTRUCTIONS: This is a new Bulletin and does not replace any existing Kentucky Bulletin.

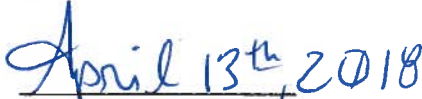
AVAILABILITY: This Bulletin, as well as any RD or RUS instructions, regulations, or forms referenced in this Bulletin are available at any RD State Office or Area Office. The State Office staff is familiar with the use of the documents and can answer specific questions or RD requirements.

The basic concept of this new requirement is that all iron and steel products used in projects funded by RUS WEP must be produced in the United States. Iron and steel products are defined on page 14 of this Bulletin.

PURPOSE: This Bulletin provides information and guidance to effected parties regarding the AIS Requirements mandated by Section 746 of Title VII Consolidated Appropriations Act of 2017 (Division A-Agriculture, Rural Development, Food and Drug Administration, and Related Agencies Appropriations Act, 2017) and subsequent statues mandating domestic preference.



Julie Anderson
State Engineer
Water and Environmental Programs



Date

TABLE OF CONTENTS

1.	BACKGROUND.....	3
2.	APPLICABILITY.....	3
3.	IMPLEMENTATION.....	4
4.	OWNER RESPONSIBILITIES.....	5
5.	ENGINEER RESPONSIBILITIES.....	5
6.	CONTRACTOR RESPONSIBILITIES.....	6
7.	MANUFACTURER, SUPPLIER, DISTRIBUTOR RESPONSIBILITIES.....	7
8.	RESPONSIBILITIES UNDER THE GUARANTEED LOAN PROGRAM.....	8
9.	ECWAG.....	8
10.	AGREEMENT BETWEEN OWNER & ENGINEER (E-500).....	8
11.	BIDDING AND CONSTRUCTION CONTRACT DOCUMENTS (EJCDC C-SERIES, 2013).....	10
12.	PURCHASE OF EQUIPMENT AND MATERIALS.....	17
13.	WAIVER PROCESS.....	17
14.	MONITORING.....	19
15.	NON-COMPLIANCE.....	19
16.	INTERNATIONAL AGREEMENTS.....	20
17.	USE OF EXHIBITS.....	20

1. BACKGROUND

- A. Section 746 of Title VII Consolidated Appropriations Act of 2017 (Division A- Agriculture, Rural Development, Food and Drug Administration, and Related Agencies Appropriations Act, 2017) and subsequent statues mandating domestic preference. It applies a new American Iron and Steel (AIS) requirement on the Rural Development (RD) WEP program.
- B. Statutory Language: SEC 746 Division A Title VII the Consolidated Appropriations Act of 2017.
 - (1) No Federal funds made available for this fiscal year for the rural water, waste water, waste disposal, and solid waste management programs authorized by sections 306, 306A, 306C, 306D, and 310B of the Consolidated Farm and Rural Development Act (7 USC 1926 et seq.) shall be used for a project for the construction, alteration, maintenance, or repair of a public water or wastewater system unless all of the iron and steel products used in the project are produced in the United States.
 - (2) In this section, the term "iron and steel products" means the following products made primarily of iron or steel: lined or unlined pipe flanges, manhole covers, and other municipal castings, hydrants, tanks, flanges, pipe clamps and restraints, valves, structural steel, reinforced precast concrete, and construction materials.

2. APPLICABILITY

- A. The requirements of AIS apply only to projects that construct, alter, enlarge, extend, maintain, repair or otherwise improve rural water, sanitary sewage, solid waste disposal, and storm wastewater disposal facilities.
- B. The requirements apply to projects using funds from RD WEP. Any amount of funding from this program requires compliance with the AIS requirements. Use of funds from this program is not allowed unless the requirements for AIS are met for the entire project. Projects that leverage funds from other funding sources are also subject to the requirements.
- C. The requirements apply in the United States as defined in Section 746 (g) of the statute and therefore do not apply to projects located in Puerto Rico, the Virgin Islands, or Western Pacific Territories.
- D. The requirements apply to any used iron and steel products to be constructed in the project.
- E. The requirements do not apply to projects for which any funds were obligated on or before May 5, 2017. The requirements therefore do not apply to subsequent obligation of funds for projects which had an initial obligation of funds on or before May 5, 2017.
- F. The requirements do not apply to contracts which were executed prior to or on May 5, 2017, regardless of date of obligation.

- G. The requirements do not apply to projects for which contracts were executed and/or construction is already underway and/or completed prior to applying to USDA for funding.
 - H. The requirements do not apply to products primarily composed of iron and/or steel (composed of more than 50%) if they are not listed in the statute.
 - I. The requirements do not apply to raw materials used in the production of iron or steel such as iron ore, limestone, scrap iron and scrap steel.
 - J. The requirements do not apply to any items that are at the construction site temporarily, such as scaffolding, trench boxes, and equipment temporarily used or stored on site.
 - K. The requirements do not apply when the sole purpose of the loan and/or grant is to fund non-construction activities such as capacity/connection fees or the acquisition of a system.
 - L. The requirements supersede any regulation on full and open competition stated in 7 CFR 1780.70 (b) and 2 CFR Part 200.319. For example, if an iron and steel product that is compliant with AIS is made by only one manufacturer, provided documentation is submitted and verified, sole source procurement of said product may be used.
 - M. The requirements only apply to the final product as delivered to the work site and incorporated into the project. The need for compliance of an item with AIS depends on whether or not the final assembled product is listed. Components of a final product, even if they are listed, do not need to comply with the AIS requirements. In the case of an assembled product where the primary component is not listed in the 2017 Consolidated Appropriations Act and includes components/appurtenances that are specifically listed, said assembled product is not subject to AIS (e.g. pump assembly).
3. IMPLEMENTATION (Agency, Owner, Engineer, Contractor, manufacturer's et al)
- A. There are several parties involved in compliance with the AIS requirement and some requirements are specific to a party.
 - B. The parties that have one or more responsibilities under AIS include: the Agency funding recipients under the Water and Waste Disposal Loan and Grant program and Guaranteed Loan Program, consulting engineers, construction contractors, suppliers, distributors, manufacturers; lenders under the Guaranteed Loan Program; and grantees under 306C and ECWAG programs.

4. OWNER RESPONSIBILITIES:

- A. Sign loan resolutions, grant agreements and letters of intent to meet conditions which include AIS language, accepting AIS requirements in those documents and in the letter of conditions.
- B. Sign Agreement for Engineering Services, executed construction contracts and all other appropriate and necessary documents which include AIS language.
- C. Acknowledge responsibility for compliance with AIS requirements by signing change orders (i.e. C-941 of EJDC or RD Form 1924-7) and partial payment estimates (i.e. C-602 of EJDC or RD Form 1924-18).
- D. Obtain the certification letters from the Engineer once substantial completion has been achieved and maintain this documentation for the life of the loan.
- E. In special cases where the Owner provides its' own engineering and/or construction services, provide copies of Engineer's Certification Letter (Exhibit B) and Contractor's Certification Letter (Exhibit C) to the Agency. Manufacturer's Certification Letter (Exhibit D) must be obtained by the Owner for each AIS qualifying product. All certification letters must be kept in the Engineer's project file and on site during construction. For Owner Construction (Force Account), all AIS clauses from Section 11 must be included in the Agreement for Engineering Services.

5. ENGINEER RESPONSIBILITIES

- A. Costs of compliance with AIS should be included in the engineering fees (if appropriate) and in Engineer's opinions of probable project costs.
- B. Develop the initial AIS Materials List (Exhibit J) for each contract using project specifications and include the initial qualifying list with the bid documents. An excel version that will compute all totals can be obtained from the RD State Office that can be used as a working copy.
- C. Include AIS language (Section 11) in the Agreement for Engineering Services.
- D. Plans, specifications, bidding documents and bid addenda must include required AIS language (Section 12). For any AIS products specified by brand names, obtain a Manufacturer's Certification Letter (Exhibit D) from the manufacturer to verify the products comply with AIS.
- E. Certify that plans, specifications, and bidding documents comply with AIS and commit that bid addenda, executed contracts and change orders will comply with AIS and submit Engineer's Certification Letter (Exhibit B) to the Agency prior to authorization to advertise for bids.

- F. Provide a copy of the Manufacturer's Certification Letter (Exhibit D) on any specified brand name AIS products in the plans, specifications and bidding documents including any bid addenda to the Contractor.
 - G. Coordinate with the Contractor(s) to compile a complete AIS Materials List (Exhibit J) for each contract, sign and date, and provide a copy to the Agency in the construction contract(s).
 - H. Review shop drawings and change orders to ensure compliance with AIS. For shop drawings under consideration for any brand name, equal and/or substitute, any iron and steel products subject to AIS, obtain the Manufacturer's Certification Letter (Exhibit D) from the Contractor to verify the products comply with AIS.
 - I. Keep all certification letters (including those from the Engineer, Contractor, and any manufacturer providing AIS products) in the Engineer's project file.
 - J. Review AIS Materials List (Exhibit J) submitted with each invoice to verify accuracy and sign and date.
 - K. For any change order under consideration for any AIS products, obtain a Manufacturer's Certification Letter (Exhibit D) from party submitting the change proposal to ensure compliance with AIS.
 - L. Acknowledge responsibility for compliance with AIS requirements by signing change orders (i.e. C-941 of EJCDC or RD Form 1927-7) and partial pay estimates (i.e. C-620 of EJCDC or RD Form 1924-18).
 - M. Upon substantial completion of project, obtain the Contractor's Certification Letter (Exhibit C) and a complete and final AIS Materials List (Exhibit J) to submit to the RD State Engineer. Obtain copies of any/all manufacturers' certification letters for all AIS products used in the project to be kept in the Owner's project file.
 - N. Resident project representative (RPR) reports must include verification, either by picture or written statement, that an item subject to AIS was installed and was in compliance with requirements.
6. CONTRACTOR RESPONSIBILITIES
- A. Review the Engineer's AIS Materials List (Exhibit J) prior to bid preparation.
 - B. Bid submittal with a request for consideration from a proposed equal or substitute should also include a Manufacturer's Certification Letter (see Exhibit D) to verify the products comply with AIS.
 - C. Upon award of the contract, obtain copies of any and all manufacturers' certification letters from the Engineer for brand name products specified by the Engineer.

- D. Work with the Engineer to compile a complete AIS Materials List (Exhibit J) for each contract as bid.
- E. Shop drawing submittals for proposed equals, substitutes, and any iron and steel product subject to AIS, provide a Manufacturer's Certification Letter (Exhibit D) to verify the product complies with AIS.
- F. Prior to construction, ensure that copies of any and all manufacturers' certification letters, including those from others (e.g. Engineer, Owner, etc.), for any AIS products to be used in the project are in the project file on site prior to installation.
- G. Pay request must have an updated AIS Materials List (Exhibit J) submitted with each pay request. All columns must be filled out completely as applicable. Do not complete columns under "De Minimis Materials Only" for qualifying materials. Sign and date. An excel version that will compute all totals can be obtained from the RD State Office that can be used as a working copy.
- H. Change orders for any AIS products must include a Manufacturer's Certification Letter (Exhibit D) to the Engineer to verify the products comply with AIS.
- I. Acknowledge responsibility for compliance with AIS requirement by signing change orders (i.e. C-941 of EJCDC or RD Form 1924-7) and partial pay estimates (C-620 of EJCDC or RD Form 1924-18).
- J. Keep all manufacturer certification letters (including those from the Engineer, Contractor and any manufacturer providing AIS products) on site during construction in the construction project file.
- K. Upon substantial completion of the project, provide Contractor's Certification Letter (Exhibit C) to the Engineer that all iron and steel products installed comply with AIS

7. MANUFACTURER, SUPPLIER, DISTRIBUTOR RESPONSIBILITIES

- A. If iron and steel products are produced in the United States as defined in this Bulletin, prepare (applicable to manufacturers and fabricators) or obtain (applicable to suppliers, distributors, vendors, etc.) Manufacturer's Certification Letters (Exhibit D) and make available upon request to Engineer, Contractor, etc.

8. RESPONSIBILITIES UNDER THE GUARANTEED LOAN PROGRAM

AIS applies to projects funded by Section 306A- Guaranteed Loan Program

- A. Lenders are responsible to ensure that loan recipients comply with AIS requirements.
- B. Loan recipients are ultimately responsible for compliance with AIS requirements.

9. ECWAG

- A. If construction contracts were awarded and/or executed or construction began prior to application, these projects are not subject to AIS (Section 2).
- B. If construction contracts were awarded and/or executed or construction began during the application process, these projects are subject to AIS.

10. AGREEMENT BETWEEN OWNER AND ENGINEER (EJCDC E-500) PROVISIONS

- A. Article 5.01.A: Add the following "Opinions of probable cost and any revisions thereof should reflect compliance with American Iron and Steel (AIS) requirements mandated in the Consolidated Appropriations Act of 2017 and any subsequent mandating domestic preferences."
- B. Add paragraph 5.03.B: "Opinions of total project cost and any revisions thereof should reflect compliance with AIS and any subsequent statutes mandating domestic preference."
- C. Add paragraph A.1.03.A.13: "Services required to determine and certify that to the best of the Engineer's knowledge and belief that all iron and steel products referenced in engineering analysis, the plans, specifications, bidding documents, and associated bid addenda requiring design revisions are either produced in the US or are subject to approved waiver. Services required to determine to the best of the Engineer's knowledge and belief that approved substitutes, equals, and all iron and steel products proposed in the shop drawings, change orders and partial payment estimates are either produced in the US, or are subject of an approved waiver. The de minimis and minor components waiver {add project specific waivers if applicable} apply to this contract."
- D. Add paragraph A.1.04.A.10: "Provide copies of all manufacturers' certification letters to the Bidders on brand name iron and steel products along with plans, specifications and bidding documents. Manufacturers' certification letters are to be included in the bidding documents and must be kept in the Engineer's project file and in site during construction."
- E. Add paragraph A.1.04.11: "Provide copies of all manufacturers' certification letters to the Contractor on any brand name iron and steel products along with the plans, specifications, bidding documents. Including any bid addenda and change orders. Manufacturers' certification letters must be kept in the Engineer's project file for the duration of construction."
- F. Add paragraph A.1.04.12: "Develop AIS Materials list (Exhibit J) for bidding purposes and finalize with the Contractor for tracking. Review updated AIS Materials list for accuracy each month and include in each pay request. An excel version that will compute all totals can be obtained from the RD State Office that can be used as a working copy."

- G. Modify A.1.05.A.17: Add the following prior to the first sentence "Review and approve, or take other appropriate action, with respect to shop drawings, samples, and other required Contractor submittals to ensure compliance with AIS requirements and any subsequent statutes mandating domestic preference. Any iron and steel products included in any submittal by the Contractor, must include the Manufacturer's Certification Letter (Exhibit D) to verify the products were produced in the U.S. Copies of these letters must be kept in the Engineer's project file and on site during construction."
- H. Article A.1.05.A.18: Add the following at the end of the paragraph as amended by Kentucky Bulletin 1780-1 "Prior to approval of any substitute "or equal" obtain the Manufacturer's Certification Letter (Exhibit D) to verify the products were produced in the U.S. Manufacturers' certification letters must be kept in Engineer's project file and on site during construction to ensure compliance with AIS requirements and any subsequent statutes mandating domestic preference, if applicable."
- I. Add subparagraph A.1.05.A.19.d: "Receive and review all manufacturers' certification letters for materials required to comply with AIS and any subsequent statutes mandating domestic preference to verify the products were procured in the U.S. Manufacturers' certification letters must be kept in the Engineer's project file on site during construction."
- J. Add subparagraph (c) to the end of A.1.05.A.20: (c) Review change proposals to ensure compliance with AIS requirements and any subsequent statutes mandating domestic preference."
- K. Add item "a" as a deliverable under paragraph A.1.05.A.25: (s) Obtain the Contractor's Certification Letter (Exhibit C) and copies of manufacturers' certification letters for all AIS used in the project. Upon substantial completion, provide copies of Engineer's, Contractor's, and all manufacturers' certification letters to the Owner. Attach Contractor's Certification Letter (Exhibit C) and a final AIS Materials List (Exhibit J) with letter of substantial completion and submit it to the Agency."
- L. Add the following language to B.2.02: "Owners are ultimately responsible for compliance with AIS and any subsequent statutes mandating domestic preference and will be responsible for the following:
 - 1. Signing loan resolutions, grant agreements and letter of intent to meet conditions which include AIS language, accepting AIS requirements in those documents and in the letter of conditions.
 - 2. Signing change orders (i.e. C-941 of EJCDC or RD Form 1924-7) and partial pay estimates (C-620 of EJCDC or RD Form 1924-18) and thereby acknowledging responsibility for compliance with AIS requirements.
 - 3. Obtaining all certification letters from the Engineer upon substantial completion of the project and maintaining this documentation for the life of the loan.

4. Where the Owner provides their own engineering and/or construction services, provide copies of Engineer's, and Contractor's certification letters to the Agency, and obtain all manufacturers' certification letters as required. All certification letters must be kept in the Engineer's project file and on site during construction. For Owner Construction (Force Account), all clauses from Section 11 must be included in the Agreement or Engineering Services.
5. Where the Owner directly procures AIS products, including AIS clauses in the procurement contracts and obtaining manufacturers' certification letters and providing copies to consulting engineers and contractors.

M. Add subparagraph D.1.01.C.11.g: "(g) Maintain all manufacturers' certification letters in the project file and on site during construction to ensure compliance with AIS requirements and any subsequent statutes mandating domestic preference, as applicable."

N. Add the following at the end of D.1.01.c.11b: Daily reports should document installation of an AIS material and verify by picture or statement on the report that the manufacturer was the same as that listed on the AIS materials list and complied with AIS requirements.

11. BIDDING AND CONSTRUCTION CONTRACT DOCUMENTS (EJCDC C-SERIES, 2013)

A. Advertisement for Bids (C-111)

Add at the end of C-111 prior to the Owner's name: "Section 746 of Title VII of the Consolidated Appropriations Act of 2017 (Division A- Agriculture, Rural Development, Food and Drug Administration, and Related Agencies, Appropriations Act, 2017) and subsequent statutes mandating domestic preference applies to American Iron and Steel requirement to this project. All listed iron and steel products used in this project must be produced in the United States. The term "iron and steel products" means the following products made primarily of iron and steel: lines or unlined pipes and fittings, manhole covers and other municipal castings, hydrants, tanks, flanges, pipe clamps and restraints, valves, structural steel, reinforced precast concrete, and construction materials. The de minimis and minor components waiver {all project specific waivers as applicable} apply to this contract."

B. Instruction to Bidders (C-200)

1. Article 5.01.C: Delete the semicolon at the end of the article and insert the following "included but not limited to the AIS requirements as mandated and any subsequent statutes mandating domestic preference which apply to the following products made primarily of iron or steel: lined or unlined pipes and fittings, manhole covers and other municipal castings, hydrants, tanks, flanges, pipe clamps and restraints, valves, structural steel, reinforced precast concrete, and construction materials.
2. Article 11.01: Modify article as previously amended by Kentucky Bulletin 1780-1 by inserting the following sentence after "Each such request shall comply with the requirements of Paragraphs 7.04 and 7.05 of the General Conditions. Each such request shall include the Manufacturer's Certification Letter (Exhibit D) for compliance with AIS requirements and any subsequent statutes mandating domestic preference, if applicable.

3. Article 24.02: Add paragraph 24.02:Section 746 of Title VII Consolidated Appropriations Act of 2017 (Division A- Agriculture, Rural Development, Food and Drug Administration, and Related Agencies Appropriations Act, 2017) and any subsequent statues mandating domestic preference applies an American Iron and Steel requirement to this project. All iron and steel products used in this project must be procured in the United States. "Iron and Steel Products" is defined in Section 1.b.2. The de minimis and minor components waivers {add project specific waivers as applicable} apply to this contract."
- C. Bid Form (C-410)
1. Article 3.01.C: Add language at the end of the sentence "...and including all AIS requirements.
 2. Article 7.01: Add 7.01.K "Manufacturer's Certification Letter (Exhibit D) on any approved "or equal" or substitute request to ensure compliance with AIS requirements and any subsequent statutes mandating domestic preference.
- D. Supplementary General Conditions (C-800)
1. SC 1.01.A.51: "Manufacture's Certification Letter (Exhibit D) is documentation provided by the manufacturer, supplier, distributor, vendor, fabricator, etc. to various entities stating that the AIS products to be used in the project are produced in the U.S. in accordance with the AIS requirements.
 2. SC 1.01.A.52: "AIS refers to requirements mandated by Section 746 Title VII of the Consolidated Appropriation s Act of 2017 and any subsequent statutes mandating domestic preference. "Iron and Steel Products" is defined in Section 1.b.2.
 3. SC 7.03: Add sentence "all iron and steel must meet AIS requirements.
 4. SC 7.04.B.1: "Contractor shall include the Manufacturer's Certification Letter (Exhibit D) for compliance with AIS requirements to support data, if applicable. In addition, Contractor shall maintain an updated AIS Materials List (Exhibit J), to ensure that for de minimis waiver, cost is less than 5% of total materials cost for project and for minor components waiver, the cost of the non-domestically produced component is less than 5% of the total materials cost of the product." An excel version that will compute all totals can be obtained from the RD State Office that can be used as a working copy.
 5. SC 7.05.A.3.a4: "4) comply with AIS by providing the Manufacturer's Certification Letter (Exhibit D), if applicable.
 6. SC 7.11.A: Modify by inserting the following after "written interpretations and clarifications,"; "Manufacturer's Certification Letter (Exhibit D) is documentation provided by the manufacturer, supplier, distributor, vendor, fabricator, etc. to various entities stating that the iron and steel products to be used in the project are produced in the U.S. in accordance with AIS requirements.
 7. SC 7.16.A.1.e: "e. obtain the Manufacturer's Certification Letter (Exhibit D) for any item in the submittal subject to AIS requirements and include the certificate in the submittal.
 8. SC 7.16.D.9: "Engineer's review and approval of shop drawings or sample shall include review of compliance with AIS requirements, as applicable."

9. SC 7.17.E: "Contractor shall certify upon substantial completion that all work and materials has complied with AIS requirements as mandated and any subsequent statutes mandating domestic preference. Contractor shall provide Contractor's Certification Letter (Exhibit C) to Owner.
10. SC 10.10.A: "A: Services required to determine and certify that, to the best of the Engineer's knowledge and belief, all iron and steel products referenced in the engineering analysis, the plans, specifications, bidding documents, and associated bid addenda requiring design revisions are either produced in the U.S. or are the subject of an approved waiver. Services required to determine, to the best of the Engineer's knowledge and belief, that approved substitutes, equals, and all iron and steel products proposed in the shop drawings, change orders, and partial pay estimates are either produced in the U.S. or are the subject of an approved waiver under the Consolidate Appropriations Act of 2017.
11. SC 11.06.A.1: Modify by inserting the following sentence after "within 15 days after the submittal of the change proposal..." "Include supporting data (project name, name of manufacturer, city and state where the product was manufactured, description of product, signature of authorized manufacturer's representative) in the Manufacturer's Certification Letter (Exhibit D), as applicable."
12. SC 14.03G: Installation of materials that are non-compliant with AIS requirements shall be considered defective work.
13. SC 15.01.B.4: "4. By submitting materials for payment, Contractor is certifying that the submitted materials are compliant with AIS requirements. Manufacturers' Certification letter for Materials satisfy this certification. Refer to Manufacturer's Certification Letter provided in these Contract Documents.
14. SC 15.01.D.2: An updated AIS Materials List (See Exhibit J) included in these contract documents must be dated and signed and submitted with each pay request prior to payment being authorized. An excel version that will compute all totals can be obtained from the RD State Office that can be used as a working copy.
15. SC 15.01.C.2d: "d. The materials presented for payment comply with AIS requirements.
16. SC 15.03.A: Modify by adding the following "Services required to determine and certify that, to the best of the Contractor's knowledge and belief, all substitutes, equals, and iron and steel products proposed in the shop drawings, change orders, and partial payment estimates are produced in the U.S. or are the subject of an approved waiver. Services required to certify that, to the best of the Contractor's knowledge, all those products installed for the project are either produced in the U.S. or are the subject of an approved waiver.
17. SC19.14: Section 746 of Title VII of the Consolidated Appropriations Act of 2017 (Division A- Agriculture, Rural Development, Food and Drug Administration, and Related Agencies Appropriations Act, 2017) and any subsequent statutes mandating domestic preference applies in AIS requirement to this project. All iron and steel products used in this project must be produced in the U.S. The term "iron and steel products" is defined in Section 1.b.2. The de minimis and minor components waivers {add project specific waivers as applicable} apply to this contract."

18. SC 19.15: add Definitions:

"Assistance recipient" is the entity that received funding assistance from programs required to comply with AIS requirements in the Consolidated Appropriations Act of 2017 and any subsequent statutes mandating domestic preference. This term includes owner and/or applicant.

"Certifications" means the following:

- *Manufacturers'* certification is the documentation provided by the manufacturer or fabricator to various entities stating that the iron and steel products to be used in the project are produced in the U.S. in accordance with AIS requirements. If items are purchased via a supplier, distributor, vendor, etc. vs. direct from the manufacturer or fabricator directly, then the supplier, distributor, vendor, etc. will be responsible for obtaining and providing these certification letters to the parties purchasing the product.
- *Engineer's* certification is documentation that plans, specifications, and bidding documents comply with AIS.
- *Contractors'* certification is documentation submitted upon substantial completion of the project that all iron and steel products installed were produced in the U.S.

"Coating" means a covering that is applied to the surface of an object. If a coating is applied to the external surface of a domestic iron or steel component, and the application takes place outside of the U.S., said product will be considered a compliant product under the AIS requirements. Any coating processes that are applied to the external surface of iron and steel components that would otherwise be AIS compliant would not disqualify the product from meeting the AIS requirements regardless of where the coating processes occur, provided that final assembly of the product occurs in the U.S. This exemption only applies to coatings on the *external surface* of iron and steel products, such as the lining of lined pipes. All manufacturing processes for lined pipes, including the application of pipe lining, must occur in U.S. for the product to be compliant with AIS requirements.

"Contractor" is the individual or entity with which the applicant has contracted (or is expected to) to perform construction services (or for water and waste projects funded by the programs which are subject to AIS requirements). This includes bidders and/or contractors that have received an award from the applicant and any party having a direct contractual relationship with the owner/applicant. A general contractor is often referred to as the prime contractor.

"Construction materials" are those articles, materials, or supplies made primarily of iron and steel, that are permanently incorporated into the project, not included mechanical and/or electrical components, equipment and systems. Some of these products may overlap with what is also considered "structural steel".

Note: Mechanical and electrical components, equipment, and systems are not considered construction materials. See definition of mechanical and electrical equipment.

"De minimis incidental components" are various miscellaneous low-cost components that are essential for, but incidental to, the construction and are incorporated into the physical structure of the project. Examples of incidental components could include small washers, screws, fasteners (such as "off the shelf" nuts and bolts, miscellaneous wire, corner bead, ancillary tube, signage, trash bins, door hardware etc. Costs for de minimis incidental components cumulatively may comprise no more than a total of five percent of the total cost of the materials used in and incorporated into a project. The cost of an individual item may not exceed one percent of the total cost of the materials used in and incorporated into a project.

"Engineer" is an individual or entity with which the owner has contracted to perform engineering/architectural services for water and waste projects funded by the programs subject to AIS requirements.

"Iron and Steel Products" are defined as the following products made primarily of iron and steel: lined or unlined pipes and fittings, manhole covers and other municipal castings, hydrants, tanks, flanges, pipe clamps and restraints, valves, structural steel, reinforced precast concrete, and construction materials. Only items on the above list made of primarily iron or steel, permanently incorporated into the project must be produced in the U.S. For example; trench boxes, scaffolding or equipment, which are removed from the project site upon completion of the project, are not required to be made of U.S. Iron or Steel.

"Manufacturers" meaning supplier, fabricator, distributor, materialman, or vendor is an entity with which the applicant, general contractor or with any subcontractor has contracted to furnish materials or equipment to be incorporated in the project by the applicant, contractor or subcontractor.

"Manufacturing processes" are processes such as melting, refining, forming, rolling, drawing, finishing, and fabricating. Further, if a domestic iron and steel product is taken out of the U.S. for any part of the manufacturing process, it becomes foreign source material. However, raw materials such as iron ore, limestone, and iron and steel scrap are not covered by the AIS requirements, and the material(s), if any, being applied as coating are similarly not covered. Non-iron or steel components of an iron and steel product may come from non-U.S. sources. For example, for products such as valves and hydrants, the individual non-iron and steel components do not have to be of domestic origin. Raw materials, such as iron ore, limestone, scrap iron, and scrap steel, can come from non-U.S. sources.

"Mechanical equipment" is typically that which has motorized parts and/or is powered by a motor. "Electrical equipment" is typically any machine powered by electricity and included components that are part of the electrical distribution system. AIS does not apply to mechanical equipment.

"Minor components" are components within an iron or steel product otherwise compliant with the AIS requirements. This is different from the de minimis definition where de minimis pertains to the entire project and the minor component definition pertains to a single product. This waiver would allow non-domestically produced miscellaneous minor components comprising up to five percent of the total material cost of an otherwise domestically produced iron and steel product to be used. However, unless a separate waiver for a product has been approved, all other iron and steel components in said product must still meet the AIS requirements. This waiver does not exempt the whole product from the AIS requirements. Only minor components within said product and the iron or steel components of the product must be produced domestically. Valves and hydrants are also subject to the cost ceiling requirements described here. Examples of minor components could include items such as pins and springs in valves/hydrants, bands/straps in couplings, and other low cost items such as small fasteners etc.

"Municipal castings" are cast iron and steel infrastructure products that are melted and cast. They typically provide access, protection, or housing for components incorporated into utility owned drinking water, storm water, wastewater, and solid waste infrastructure.

"National Office" refers to the office responsible for the oversight and administration of the program nationally. The National Office sets policy, develops program regulations, and provides training and technical assistance to help the state offices administer the program. The National Office is located in Washington, D.C.

"Owner" is the individual or entity with which the general contractor has contracted regarding the work, and which has agreed to pay the general contractor for the performance of the work pursuant to the terms of the contract for water and waste projects funded by the programs subject to AIS requirement. For the purpose of this Bulletin, the term is synonymous with the term "applicant" as defined in 7 CFR 1780.7 (a) (1), (2), and (3), and is an entity receiving financial assistance from the programs subject to AIS requirements.

"Primarily iron or steel" is defined as a product made of greater than 50 percent iron or steel, measured by cost. The cost should be based on the material costs. An exception to this definition is reinforced precast concrete (see Definition). All technical specifications and applicable industry standards (e.g. NIST, NSF, AWWA) must be met. If a product is determined to be less than 50 percent iron and steel, the AIS requirements do not apply.

For example, the cost of a fire hydrant includes:

1. The cost of materials used for the iron portion of the fire hydrant (e.g. bonnet, body, and shoe); and
2. The cost to pour and cast and create those components (e.g. labor and energy).

Not included in the cost are:

1. The additional material costs for the non-iron and steel internal working of the hydrant (e.g. stem, coupling, valve, seals, etc.); and
2. The cost to assemble the internal workings into the hydrant body.

"Produced in the United States" means that the production in the United States of the iron or steel products used in the project requires that all manufacturing processes must take place in the United States, with the exception of metallurgical processes involving refinement of steel additives.

"Project" is the total undertaking to be accomplished for the applicant by consulting engineers, general contractors, and others, including the planning, study, design, construction, testing, commissioning, and start-up of which the work to be performed under the contract is a part. A project includes all activity that an applicant is undertaking to be financed in whole or part by programs subject to AIS requirements. The intentional splitting of projects to separate into smaller contracts or obligations to avoid AIS requirements is prohibited.

"Reinforced Precast Concrete" may not consist of at least 50 percent iron or steel, but the reinforcing bar and wire must be produced in the United States and meet the same standards for any other iron or steel product. Additionally, the casting of the concrete product must take place in the United States. The cement and other raw materials used in concrete production are not required to be of domestic origin. If the reinforced concrete is cast at the construction site, the reinforcing bar and wire are considered to be a construction material and must be produced in the United States.

"Steel" means an alloy that includes at least 50 percent iron between 0.02 and 2 percent carbon, and may include other elements. Metallic elements such as chromium, nickel, molybdenum, manganese, and silicon may be added during the melting of steel for the purpose of enhancing properties such as corrosion resistance, hardness, or strength. The definition of steel covers carbon steel, alloy steel, stainless steel, tool steel, and other specialty steels.

"Structural steel" is rolled flanged shapes, having at least one dimension of their cross-section three inches or greater, which are used in the construction of bridges, buildings, ships, railroad rolling stock, and for numerous other constructional purposes. Such shapes are designated as wide-flange shapes, standard I beams, channels, angles, tees, and zees. Other shapes include but are not limited to, H-piles, sheet piling, tie plates, cross ties, and those for other special purposes.

"United States" means each of the several states, the District of Columbia, and each Federally Recognized Indian Tribe.

12. PURCHASE OF EQUIPMENT AND MATERIALS

Irrespective of who purchases AIS products, owner, contractor or other parties must ensure that the products were produced in the United States as defined in this Bulletin. It is the manufacturers' responsibility to provide manufacturers' certification letters to ensure compliance with AIS requirements. The AIS requirements supersede any regulation on full and open free competition stated in 7 CFR 1780.70(b) and (d) and 2 CFR Part 200.319. For example, if an iron and steel product that is compliant with AIS is made by only one manufacturer, sole source procurement of said product may be used.

13. WAIVER PROCESS

A. General

Each entity that receives financial assistance for the construction, alteration, maintenance, or repair of water and waste infrastructure from programs mandated to comply with the statute, must use iron and steel products produced in the United States. A waiver is a legal document granting a project an exception to AIS requirements, to use iron and steel products of non-domestic origin specified in the waiver(s). More than one waiver could be applied to a project.

Any funding recipient subject to AIS requirements are eligible to apply for waivers as outlined in the statute which states:

"A waiver may be granted by the Secretary of Agriculture or designee, if one or more of the following conditions are met:

1. Applying the American Iron and Steel requirements of the Act would be inconsistent with the public interest;
2. Iron and Steel products are not produced in the United States in sufficient and reasonably available quantities or of satisfactory quality; or
3. Inclusion of iron and steel products produced in the United States will increase the overall cost of the project by more than 25 percent."

Until a waiver is granted by USDA, the AIS requirement stands except with respect to municipalities covered by international agreements (see Section 17).

One public interest waiver has been granted by the Secretary of Agriculture or designee that addresses: (1) de minimis items and (2) minor components. This waiver is national in scope and applies to all projects. The term de minimis applies to products when they occur as a de minimis incidental components as intended for assistance recipients to use for their projects. The term minor components applies to minor components within an iron and/or steel product and is intended for manufacturers to certify that their products comply with AIS requirements. For definitions of de minimis and minor components see Definitions.

B. Application

To request a project specific waiver, proper and sufficient documentation must be provided by the assistance recipient (see Exhibit H).

To apply for a waiver under condition one (public interest), applicants and their consulting engineers must demonstrate definitive impacts on the community if a specified product is not utilized. Information must be submitted to the National Office (via EESEngineering@wdc.usda.gov), copy to the RD State Engineer and approved by the Administrator of RUS. Public interest waivers national in scope will be identified and approved by the Administrator of RUS.

To apply for a waiver under special condition two (quality or quantity), applicants and their consulting engineers must submit information outlined in Exhibit I and J to the National Office (via EESEngineering@wdc.usda.gov).

All waiver applications must be submitted to National Office. If RD State Office receives any waiver requests, the request must be submitted to National Office for approval.

C. Timing

Waivers should be submitted prior to and no later than the submission of final plans, specifications, and bidding documents for any iron and steel products of known foreign origin. All waiver requests must be approved by the Agency prior to authorization to advertise for bids. In the event that a waiver is requested during construction such as via change order, it must be approved by the Agency prior to installation.

D. Evaluation by USDA

After receiving an application for a waiver of the AIS requirements, USDA National Office will publish the request on its website for 15 days and receive informal comment. National Office will evaluate whether the application adequately documents the statutory basis cited for the waiver. The Secretary or designee will determine whether or not to grant the waiver.

Approved and disapproved waivers will be posted on the USDA AIS website.

For project specific waivers where EPA and USDA are co-funding and the applicant has already submitted a request to and received an approval waiver from EPA, USDA will review said waiver for the co-funded project. Applicants/owners or their representatives are required to submit approved waiver to ESEngineerig@wdc.usda.gov for USDA RD review and concurrence.

All approved waivers must be included in the bidding documents, any bid addenda, change orders, and partial estimates. All information presented in waiver requests are subject to verification. Waiver requests deliberately containing false information will be rejected.

14. MONITORING

In order to comply with the Executive Order 13788 "Buy American, Hire American", dated April 18, 2017, and AIS requirements, monitoring activities will be completed by the State Office and/or National Office.

15. NON-COMPLIANCE

No Federal funds made available for the rural water, waste water, waste disposal, and solid waste management programs authorized by sections 306, 306A, 306C, 306D, 306E, and 310B of the Consolidated Farm and Rural Development Act (7 U.S.C. 1926 et seq.) shall be used for a project for the construction, alteration, maintenance, or repair of a public utility system unless all of the iron and steel products used in the project are produced in the United States.

Noncompliance occurs when funds are used from these programs for construction, alteration, maintenance, or repair using non-domestic iron or steel products and the product is not covered by either a project-specific or a national waiver. Loan and grant recipients should avoid non-compliance at all times as it is a violation of a Federal statute.

Process for Noncompliance

- (1) Identify the noncompliant product.
- (2) The loan or grant recipient notifies appropriate USDA RD State or National Office contact.
- (3) If USDA RD State Office is notified, the Program Director will notify the National Office, Director of EES.
- (4) USDA will apply remedies for noncompliance as per 2 CFR 200 338-342.

16. INTERNATIONAL AGREEMENTS

The AIS requirements apply in a manner consistent with United States obligations under international agreements. In a few cases where such an agreement exists between a loan and/or grant recipient and an international entity, the recipient is under the obligation to determine the applicability of the AIS requirements and document the actions taken to comply with these requirements.

17. USE OF EXHIBITS

The following explains the purpose of each Exhibit to this Bulletin:

- A. AMERICAN IRON AND STEEL: Exhibit A is to be read by the RD Specialist at the pre-construction and signed by all parties subject to the AIS requirements on the project. Signature of this form will serve as certification of advisement and acknowledgement of the AIS requirements.
- B. ENGINEER'S CERTIFICATION OF COMPLIANCE: Exhibit B consists of a letter to be completed and signed by the consulting engineer certifying that he/she will ensure that plans, specifications, bidding documents, and associated bid addenda, executed contracts and change orders for this project will comply with the AIS requirements. This certification letter is to be submitted to the Agency for approval prior to the Advertisement for Bids and must be kept in the engineer's project file and on-site during construction.
- C. GENERAL (PRIME) CONTRACTOR'S CERTIFICATION OF COMPLIANCE
Exhibit C consists of a letter to be completed and signed by the general contractor certifying that he/she will ensure that all iron and steel products installed for this project, comply with the AIS requirements. This includes not only installation and/or construction by their own company, but any and all subcontractors and manufacturers their company has contracted with on this project. This certification letter is to be submitted upon substantial completion of the project to the project engineer.
- D. EXAMPLE OF A MANUFACTURER'S CERTIFICATION LETTER OF COMPLIANCE: Exhibit D is an example of a letter to be completed and signed by the manufacturer certifying that he/she will ensure that all iron and steel products and/or materials shipped or provided for the subject project are in full compliance with the AIS requirements. This includes listing each individual item/product/material provided to the project and providing the location of this/these item(s) being manufactured, including assembly. All manufacturers' certification letters must be kept in the engineer's project file and on site during construction.
- E. EXAMPLES OF MUNICIPAL CASTINGS: Exhibit E provides a sample list of iron and steel products that are subject to the AIS requirements. This list is not exhaustive and is meant only to provide examples. A unique list should be completed for each specific project/contract.

- F. **EXAMPLES OF CONSTRUCTION MATERIALS:** Exhibit F provides a sample list of construction materials that are subject to the AIS requirements. This list is not exhaustive and is meant only to provide examples.
- G. **EXAMPLES OF NON-CONSTRUCTION MATERIALS:** Exhibit G provides a sample list of items that are not subject to AIS requirements. This list is not exhaustive and is meant only to provide examples.
- H. **INFORMATIONAL CHECKLIST FOR PROJECT SPECIFIC WAIVER REQUEST:** Exhibit I is a checklist that is to be completed by the applicant and/or consulting engineer to help ensure that all appropriate and necessary information is submitted with the request to USDA. This checklist should not be used for public interest waiver. It is for informational purposes only and does not need to be included as part of the waiver application. Project specific waivers may be requested if one or more of the following conditions applies: (1) The iron and/or steel products are not produced in the United States in sufficient and reasonably available quantities and of satisfactory quality; (2) The inclusion of iron and/or steel products produced in the United States will increase the overall cost of the project by more than 25 percent. All approved waivers must be included in the bidding documents, any bid addenda, change orders, and partial estimates. All information presented in waiver requests are subject to evaluation. Waiver requests deliberately containing false information will be rejected.
- I. **EXAMPLE COST TABLE FOR A PROJECT COST WAIVER:** Exhibit I is an example of a table that must be included with any cost based project waiver request. Information included in the table; product reference in the specification, brief description of the product, quantity, unit, unit price and two costs of the item: (1) cost of an AIS compliant product and (2) cost of a non-domestic product. The total cost for all items will be part of the evaluation. Waiver requests deliberately containing false information in order to receive a project cost waiver will be rejected.
- J. **AIS MATERIALS TRACKING:** Exhibit J is a spreadsheet to track all AIS products, de minimis components, and minor components. An updated list must be signed and dated and submitted to the Engineer by the Contractor with each pay request. Once reviewed for accuracy, the signed and updated list must be submitted to the Agency with each pay request. If an AIS qualifying or de minimis material is delivered more than once, a new line will be required for each delivery of that material. An excel version that will compute all totals can be obtained from the RD State Office that can be used as a working copy.

AMERICAN IRON AND STEEL COMPLIANCE STATEMENT

"Section 746 of Title VII of the Consolidated Appropriations Act of 2017 (Division A- Agriculture, Rural Development, Food and Drug Administration, and Related Agencies Appropriations Act, 2017) and subsequent statues mandating domestic preference applies an American Iron and Steel requirement to this project.

All parties are required to comply with these requirements and to ensure that all iron and steel products used on this project are produced in the United States. The term "iron and steel products" means the following products made of primarily iron or steel: lined or unlined pipes and fittings, manhole covers and other municipal castings, hydrants, tanks, flanges, pipe clamps and restraints, valves, structural steel, reinforced precast concrete, and construction materials."

RD Specialist Signature

Date

Printed Name

Borrower Signature or Approved Representative

Date

Printed Name

Engineer's Signature

Date

Printed Name

Contractor's Signature

Date

Printed Name

ENGINEER'S CERTIFICATION LETTER

DATE:

RE: APPLICANT
PROJECT NAME
CONTRACT NUMBER

I hereby certify that to the best of my knowledge and belief, iron and steel products referenced in the Plans, Specifications, and Bidding Documents for this project comply with Section 746 of Title VII of the Consolidated Appropriations Act of 2017 and any subsequent statutes mandating domestic preference or are the subject of a waiver approved by the Secretary of Agriculture or designee. This certification is not intended to be a warranty in any way, but rather the designer's professional opinion that to the best of their knowledge, the products comply.

I hereby commit that to the best of my ability, all iron and steel products that will be referenced in the Bid Addenda, Executed contracts, and Change Orders will comply with Section 746 of the Title VII of the Consolidated Appropriations Act, 2017 and any subsequent statutes mandating domestic preference or are/will be the subject of a waiver approved by the Secretary of Agriculture or designee.

Name of Engineering Firm (Print)

By Authorized Representative (Signature)

Title

This document is to be submitted prior to Agency authorization for Advertisement for Bids.

CONTRACTOR'S CERTIFICATION LETTER

DATE:

**RE: APPLICANT
PROJECT NAME
CONTRACT NUMBER**

I hereby certify that, to the best of my knowledge and belief, all iron and steel products installed for this project by my company and by any and all subcontractors and manufacturers my company has contracted with for this project, comply with Section 746 of Title VII of the Consolidated Appropriations Act of 2017 and any subsequent statutes mandating domestic preference or are the subject of a waiver approved by the Secretary of Agriculture or designee.

Name of Construction Company (Print)

By Authorized Representative (Signature)

Title

This certification is to be submitted upon completion of the project to the project engineer.

MANUFACTURER'S CERTIFICATION LETTER

Date:

Company Name:

Company Address:

Subject: AIS Step Certification for Project (X), Owner's Name, and Contract Number

I, (company representative), certify that the (melting, bending, galvanizing, cutting, etc.) processes for (manufacturing or fabricating) the following products and/or material shipped or provided for the subject project is in full compliance with the mandated AIS requirements.

Item, Products and/or Materials, and location of delivery (City, State)

- 1.
- 2.
- 3.

Such process for AIS took place in the following location:

City, State

This certification is to be submitted upon request to interested parties (e.g. municipalities, consulting engineers, general contractors, etc.)

If any of the above compliance statements change while providing materials to this project, please immediately notify the person(s) who is requesting to use your product(s).

Authorized Company Representative
(Note: *Authorized signature shall be manufacturer's representative and not the materials distributor or supplier*)

EXAMPLES OF MUNICIPAL CASTINGS *(includes but not limited to):*

Access Hatches
Ballast Screen
Benches (Iron or Steel)
Bollards
Cast Bases
Cast Iron Hinged Hatches, Square and Rectangular
Cast Iron Riser Rings
Catch Basin Inlet
Cleanout/Monument Boxes
Construction Covers and Frames
Curb Corner Guards
Curb Openings
Detectable Warning Plates
Downspout Shoes (Boot, Inlet)
Drainage Grates, Frames and Curb Inlets
Inlets
Junction Boxes
Lampposts
Manhole Covers, Rings and Frames, Risers
Meter Boxes
Service Boxes
Steel Hinged Hatches, Square and Rectangular
Steel Riser Rings
Trash Receptacles
Tree Grates
Tree Guards
Trench Grates
Valve Boxes, Covers and Risers

EXAMPLES OF CONSTRUCTION MATERIALS (included but not limited to)

Wire rod, bar, angles
Concrete reinforcing bar, wire, wire cloth
Wire rope and cables
Tubing
Framing
Joists
Trusses
Fasteners (i.e., nuts and bolts)
Welding rods
Decking
Grating
Railings
Stairs
Access ramps
Fire escapes
Ladders
Wall panels
Dome structures
Roofing
Ductwork
Surface drains
Cable hanging systems
Manhole steps
Fencing and fence tubing
Guardrails
Doors
Stationary screens

EXAMPLES OF NON-CONSTRUCTION MATERIALS- (includes but not limited to):

(Note: includes appurtenances necessary for their intended use and operation and are not subject to AIS requirements)

Pumps
Motors
Gear Reducers
Drives (including variable frequency drives (VFD's))
Electric/pneumatic/manual accessories used to operate valves (such as electric valve actuators).
Mixers
Gates (e.g. sluice and slide gates)
Motorized screens (such as traveling screens)
Blowers/aeration equipment
Compressors
Meters (flow and water meters)
Sensors
Controls and switches
Supervisory control data acquisition (SCADA)
Membrane filtration systems (includes RO package plants)
Filters
Clarifier arms and clarifier mechanisms
Rakes
Grinders
Disinfection systems
Presses (including belt presses)
Conveyors
Cranes
HVAC (excluding network)
Water heaters
Heat exchangers
Generators
Cabinetry and housing (such as electrical boxes/enclosures)
Lighting fixtures
Electrical conduit
Emergency life systems
Metal office furniture
Shelving
Laboratory equipment
Analytical instrumentation
Dewatering equipment

INFORMATIONAL CHECKLIST FOR PROJECT SPECIFIC WAIVER REQUEST

Please reference the specifications of the product.

Information	<input type="checkbox"/>	Note
<p>General</p> <ul style="list-style-type: none"> • Waiver request includes the following information: <ul style="list-style-type: none"> — Description of the foreign and domestic construction materials — Unit of measure — Quantity — Price — Date that product is needed (e.g. time of delivery or availability) — Location of the construction project — Name and address of the proposed supplier — A detailed justification for the use of foreign construction materials • Waiver request was submitted according to the instructions in the memorandum • Assistance recipient made a good faith effort to solicit bids for domestic iron and steel products, as demonstrated by language in requests for proposals, contracts, and communications with the prime 		
<p>Cost Waiver Requests</p> <ul style="list-style-type: none"> • Waiver request includes the following information: <ul style="list-style-type: none"> — Comparison of overall cost of project with domestic iron and steel products to overall cost of project with foreign iron and steel products (Exhibit J) — Relevant excerpts from the bid documents used by the contractors to complete the comparison — Supporting documentation indicating that the contractor made a reasonable survey of the market, such as a description of the process for identifying suppliers and a list of contacted suppliers 		
<p>Availability Waiver Requests</p> <ul style="list-style-type: none"> • Waiver request includes the following supporting documentation necessary to demonstrate the availability, quantity, and/or quality of the materials for which the waiver is requested: <ul style="list-style-type: none"> — Supplier information or pricing information from a reasonable number of domestic suppliers indicating availability/delivery date for construction materials — Documentation of the assistance recipient's efforts to find available domestic sources, such as a description of the process for identifying suppliers and a list of contacted suppliers. — Date that product is needed (e.g. time of delivery or availability) to provide justification — Relevant excerpts from project plans, specifications, and permits indicating the required quantity and quality of construction materials • Waiver request includes a statement from the prime contractor and/or supplier confirming the non-availability of the domestic construction materials for which the waiver is sought • Has the State received other waiver requests for the materials described in this waiver request, for comparable projects? 		

AIS Materials Tracking

Kentucky Bulletin 1780-2
Exhibit J

Project Name: Phase 18 - Water and Sewer System Improvements

Contract Number: Contract No. 2

Engineer: Kentucky Engineering Group, PLLC

Name and Title: Mark A. Upton, PE - Project Engineer

Signature and Date: _____

Contractor: _____

Name and Title: _____

Signature and Date: _____

Total Cost of Materials as Specified in the Bid Tabs:	
Allowable Total De Minimus Amount (5% of all materials)	\$ -
Total Cost of De Minimus Items	\$ -
Remaining Amount Allowed for Future De Minimus Items	\$ -

Note 1: No single De Minimus item can be greater than 1% of total materials cost.
Note 2: All listed qualifying AIS must have a manufacturer's certification unless a waiver is obtained.

No.	Bid Item No.	Detailed Description of Qualifying or De Minimus Material	Quantity Delivered	Date Delivered	Manufacturer's Name State of Production	City,	Certification Date	De Minimus Only	
								Cost per Item	Total Item Cost
1		Ductile Iron Piping			Tyler Union - Tyler, TX				
2		Ductile Iron Fittings			Tyler Union - Tyler, TX				
3		Gate Valves			Kennedy Valve & Hydrant - Elmira, NY				

							De Minimus Only	
No.	Bid Item No.	Detailed Description of Qualifying or De Minimus Material	Quantity Delivered	Date Delivered	Manufacturer's Name City, State of Production	Certification Date	Cost per Item	Total Item Cost
4		Reinforcing Steel						
5		Air Release Valves			Kennedy Valve & Hydrant - Elmira, NY			
6		Hydrants			Kennedy Valve & Hydrant - Elmira, NY			
7		Tapping Sleeves			Ford Meter Box Co. - Wabash, IN			
8		Valve Boxes/Lids			Tyler Union - Tyler, TX			
9								
10								
11								
12								
13								
14								
15								
16								
17								

								De Minimus Only	
No.	Bid Item No.	Detailed Description of Qualifying or De Minimus Material	Quantity Delivered	Date Delivered	Manufacturer's Name Production	City, State of	Certification Date	Cost per Item	Total Item Cost
18									
19									
20									
21									
22									
23									
24									
25									
26									
27									
28									
29									
30									

This document has important legal consequences; consultation with an attorney is encouraged with respect to its use or modification. This document should be adapted to the particular circumstances of the contemplated Project and the controlling Laws and Regulations.

STANDARD GENERAL CONDITIONS OF THE CONSTRUCTION CONTRACT

Prepared by



Issued and Published Jointly by



Endorsed by



These General Conditions have been prepared for use with the Agreement Between Owner and Contractor for Construction Contract (EJCDC® C-520, Stipulated Sum, or C-525, Cost-Plus, 2013 Editions). Their provisions are interrelated and a change in one may necessitate a change in the other.

To prepare supplementary conditions that are coordinated with the General Conditions, use EJCDC's Guide to the Preparation of Supplementary Conditions (EJCDC® C-800, 2013 Edition). The full EJCDC Construction series of documents is discussed in the Commentary on the 2013 EJCDC Construction Documents (EJCDC® C-001, 2013 Edition).

Copyright © 2013:

National Society of Professional Engineers
1420 King Street, Alexandria, VA 22314-2794
(703) 684-2882
www.nspe.org

American Council of Engineering Companies
1015 15th Street N.W., Washington, DC 20005
(202) 347-7474
www.acec.org

American Society of Civil Engineers
1801 Alexander Bell Drive, Reston, VA 20191-4400
(800) 548-2723
www.asce.org

The copyright for this document is owned jointly by the three sponsoring organizations listed above. The National Society of Professional Engineers is the Copyright Administrator for the EJCDC documents; please direct all inquiries regarding EJCDC copyrights to NSPE.

NOTE: EJCDC publications may be purchased at www.ejcdc.org, or from any of the sponsoring organizations above.

STANDARD GENERAL CONDITIONS OF THE CONSTRUCTION CONTRACT

TABLE OF CONTENTS

	Page
Article 1 – Definitions and Terminology	8
1.01 Defined Terms	8
1.02 Terminology	12
Article 2 – Preliminary Matters	13
2.01 Delivery of Bonds and Evidence of Insurance	13
2.02 Copies of Documents	13
2.03 Before Starting Construction	13
2.04 Preconstruction Conference; Designation of Authorized Representatives	14
2.05 Initial Acceptance of Schedules	14
2.06 Electronic Transmittals.....	14
Article 3 – Documents: Intent, Requirements, Reuse	15
3.01 Intent.....	15
3.02 Reference Standards	15
3.03 Reporting and Resolving Discrepancies	16
3.04 Requirements of the Contract Documents	16
3.05 Reuse of Documents	17
Article 4 – Commencement and Progress of the Work	17
4.01 Commencement of Contract Times; Notice to Proceed	17
4.02 Starting the Work.....	17
4.03 Reference Points	17
4.04 Progress Schedule	18
4.05 Delays in Contractor’s Progress	18
Article 5 – Availability of Lands; Subsurface and Physical Conditions; Hazardous Environmental Conditions	19
5.01 Availability of Lands	19
5.02 Use of Site and Other Areas	19
5.03 Subsurface and Physical Conditions.....	20
5.04 Differing Subsurface or Physical Conditions	21
5.05 Underground Facilities	22

5.06	Hazardous Environmental Conditions at Site.....	24
Article 6 – Bonds and Insurance		26
6.01	Performance, Payment, and Other Bonds	26
6.02	Insurance—General Provisions	26
6.03	Contractor’s Insurance	28
6.04	Owner’s Liability Insurance	30
6.05	Property Insurance.....	30
6.06	Waiver of Rights	32
6.07	Receipt and Application of Property Insurance Proceeds	33
Article 7 – Contractor’s Responsibilities.....		33
7.01	Supervision and Superintendence	33
7.02	Labor; Working Hours	33
7.03	Services, Materials, and Equipment.....	34
7.04	“Or Equals”	34
7.05	Substitutes	35
7.06	Concerning Subcontractors, Suppliers, and Others	37
7.07	Patent Fees and Royalties	38
7.08	Permits	39
7.09	Taxes	39
7.10	Laws and Regulations.....	39
7.11	Record Documents.....	40
7.12	Safety and Protection.....	40
7.13	Safety Representative	41
7.14	Hazard Communication Programs	41
7.15	Emergencies	41
7.16	Shop Drawings, Samples, and Other Submittals.....	41
7.17	Contractor’s General Warranty and Guarantee.....	43
7.18	Indemnification	44
7.19	Delegation of Professional Design Services	45
Article 8 – Other Work at the Site		45
8.01	Other Work	45
8.02	Coordination	46
8.03	Legal Relationships.....	46

Article 9 – Owner’s Responsibilities	47
9.01 Communications to Contractor.....	47
9.02 Replacement of Engineer	48
9.03 Furnish Data	48
9.04 Pay When Due.....	48
9.05 Lands and Easements; Reports, Tests, and Drawings	48
9.06 Insurance	48
9.07 Change Orders.....	48
9.08 Inspections, Tests, and Approvals.....	48
9.09 Limitations on Owner’s Responsibilities	48
9.10 Undisclosed Hazardous Environmental Condition.....	48
9.11 Evidence of Financial Arrangements.....	48
9.12 Safety Programs	49
Article 10 – Engineer’s Status During Construction.....	49
10.01 Owner’s Representative.....	49
10.02 Visits to Site.....	49
10.03 Project Representative.....	49
10.04 Rejecting Defective Work.....	49
10.05 Shop Drawings, Change Orders and Payments.....	50
10.06 Determinations for Unit Price Work	50
10.07 Decisions on Requirements of Contract Documents and Acceptability of Work	50
10.08 Limitations on Engineer’s Authority and Responsibilities.....	50
10.09 Compliance with Safety Program.....	51
Article 11 – Amending the Contract Documents; Changes in the Work.....	51
11.01 Amending and Supplementing Contract Documents	51
11.02 Owner-Authorized Changes in the Work	51
11.03 Unauthorized Changes in the Work	52
11.04 Change of Contract Price	52
11.05 Change of Contract Times	53
11.06 Change Proposals	53
11.07 Execution of Change Orders.....	54
11.08 Notification to Surety.....	54
Article 12 – Claims.....	55

12.01	Claims	55
Article 13 – Cost of the Work; Allowances; Unit Price Work		56
13.01	Cost of the Work	56
13.02	Allowances	58
13.03	Unit Price Work	59
Article 14 – Tests and Inspections; Correction, Removal or Acceptance of Defective Work		59
14.01	Access to Work.....	59
14.02	Tests, Inspections, and Approvals.....	60
14.03	Defective Work.....	60
14.04	Acceptance of Defective Work.....	61
14.05	Uncovering Work	61
14.06	Owner May Stop the Work	62
14.07	Owner May Correct Defective Work.....	62
Article 15 – Payments to Contractor; Set-Offs; Completion; Correction Period		63
15.01	Progress Payments	63
15.02	Contractor’s Warranty of Title	66
15.03	Substantial Completion	66
15.04	Partial Use or Occupancy	67
15.05	Final Inspection	67
15.06	Final Payment.....	67
15.07	Waiver of Claims	69
15.08	Correction Period	69
Article 16 – Suspension of Work and Termination		70
16.01	Owner May Suspend Work	70
16.02	Owner May Terminate for Cause	70
16.03	Owner May Terminate For Convenience	71
16.04	Contractor May Stop Work or Terminate	71
Article 17 – Final Resolution of Disputes		72
17.01	Methods and Procedures.....	72
Article 18 – Miscellaneous		72
18.01	Giving Notice	72
18.02	Computation of Times.....	72
18.03	Cumulative Remedies	72

18.04 Limitation of Damages 73
18.05 No Waiver 73
18.06 Survival of Obligations 73
18.07 Controlling Law 73
18.08 Headings..... 73

ARTICLE 1 – DEFINITIONS AND TERMINOLOGY

1.01 *Defined Terms*

- A. Wherever used in the Bidding Requirements or Contract Documents, a term printed with initial capital letters, including the term's singular and plural forms, will have the meaning indicated in the definitions below. In addition to terms specifically defined, terms with initial capital letters in the Contract Documents include references to identified articles and paragraphs, and the titles of other documents or forms.
1. *Addenda*—Written or graphic instruments issued prior to the opening of Bids which clarify, correct, or change the Bidding Requirements or the proposed Contract Documents.
 2. *Agreement*—The written instrument, executed by Owner and Contractor, that sets forth the Contract Price and Contract Times, identifies the parties and the Engineer, and designates the specific items that are Contract Documents.
 3. *Application for Payment*—The form acceptable to Engineer which is to be used by Contractor during the course of the Work in requesting progress or final payments and which is to be accompanied by such supporting documentation as is required by the Contract Documents.
 4. *Bid*—The offer of a Bidder submitted on the prescribed form setting forth the prices for the Work to be performed.
 5. *Bidder*—An individual or entity that submits a Bid to Owner.
 6. *Bidding Documents*—The Bidding Requirements, the proposed Contract Documents, and all Addenda.
 7. *Bidding Requirements*—The advertisement or invitation to bid, Instructions to Bidders, Bid Bond or other Bid security, if any, the Bid Form, and the Bid with any attachments.
 8. *Change Order*—A document which is signed by Contractor and Owner and authorizes an addition, deletion, or revision in the Work or an adjustment in the Contract Price or the Contract Times, or other revision to the Contract, issued on or after the Effective Date of the Contract.
 9. *Change Proposal*—A written request by Contractor, duly submitted in compliance with the procedural requirements set forth herein, seeking an adjustment in Contract Price or Contract Times, or both; contesting an initial decision by Engineer concerning the requirements of the Contract Documents or the acceptability of Work under the Contract Documents; challenging a set-off against payments due; or seeking other relief with respect to the terms of the Contract.
 10. *Claim*—(a) A demand or assertion by Owner directly to Contractor, duly submitted in compliance with the procedural requirements set forth herein: seeking an adjustment of Contract Price or Contract Times, or both; contesting an initial decision by Engineer concerning the requirements of the Contract Documents or the acceptability of Work under the Contract Documents; contesting Engineer's decision regarding a Change Proposal; seeking resolution of a contractual issue that Engineer has declined to address; or seeking other relief with respect to the terms of the Contract; or (b) a demand or assertion by Contractor directly to Owner, duly submitted in compliance with the procedural requirements set forth herein, contesting Engineer's decision

regarding a Change Proposal; or seeking resolution of a contractual issue that Engineer has declined to address. A demand for money or services by a third party is not a Claim.

11. *Constituent of Concern*—Asbestos, petroleum, radioactive materials, polychlorinated biphenyls (PCBs), hazardous waste, and any substance, product, waste, or other material of any nature whatsoever that is or becomes listed, regulated, or addressed pursuant to (a) the Comprehensive Environmental Response, Compensation and Liability Act, 42 U.S.C. §§9601 et seq. (“CERCLA”); (b) the Hazardous Materials Transportation Act, 49 U.S.C. §§5101 et seq.; (c) the Resource Conservation and Recovery Act, 42 U.S.C. §§6901 et seq. (“RCRA”); (d) the Toxic Substances Control Act, 15 U.S.C. §§2601 et seq.; (e) the Clean Water Act, 33 U.S.C. §§1251 et seq.; (f) the Clean Air Act, 42 U.S.C. §§7401 et seq.; or (g) any other federal, state, or local statute, law, rule, regulation, ordinance, resolution, code, order, or decree regulating, relating to, or imposing liability or standards of conduct concerning, any hazardous, toxic, or dangerous waste, substance, or material.
12. *Contract*—The entire and integrated written contract between the Owner and Contractor concerning the Work.
13. *Contract Documents*—Those items so designated in the Agreement, and which together comprise the Contract.
14. *Contract Price*—The money that Owner has agreed to pay Contractor for completion of the Work in accordance with the Contract Documents. .
15. *Contract Times*—The number of days or the dates by which Contractor shall: (a) achieve Milestones, if any; (b) achieve Substantial Completion; and (c) complete the Work.
16. *Contractor*—The individual or entity with which Owner has contracted for performance of the Work.
17. *Cost of the Work*—See Paragraph 13.01 for definition.
18. *Drawings*—The part of the Contract that graphically shows the scope, extent, and character of the Work to be performed by Contractor.
19. *Effective Date of the Contract*—The date, indicated in the Agreement, on which the Contract becomes effective.
20. *Engineer*—The individual or entity named as such in the Agreement.
21. *Field Order*—A written order issued by Engineer which requires minor changes in the Work but does not change the Contract Price or the Contract Times.
22. *Hazardous Environmental Condition*—The presence at the Site of Constituents of Concern in such quantities or circumstances that may present a danger to persons or property exposed thereto. The presence at the Site of materials that are necessary for the execution of the Work, or that are to be incorporated in the Work, and that are controlled and contained pursuant to industry practices, Laws and Regulations, and the requirements of the Contract, does not establish a Hazardous Environmental Condition.

23. *Laws and Regulations; Laws or Regulations*—Any and all applicable laws, statutes, rules, regulations, ordinances, codes, and orders of any and all governmental bodies, agencies, authorities, and courts having jurisdiction.
24. *Liens*—Charges, security interests, or encumbrances upon Contract-related funds, real property, or personal property.
25. *Milestone*—A principal event in the performance of the Work that the Contract requires Contractor to achieve by an intermediate completion date or by a time prior to Substantial Completion of all the Work.
26. *Notice of Award*—The written notice by Owner to a Bidder of Owner’s acceptance of the Bid.
27. *Notice to Proceed*—A written notice by Owner to Contractor fixing the date on which the Contract Times will commence to run and on which Contractor shall start to perform the Work.
28. *Owner*—The individual or entity with which Contractor has contracted regarding the Work, and which has agreed to pay Contractor for the performance of the Work, pursuant to the terms of the Contract.
29. *Progress Schedule*—A schedule, prepared and maintained by Contractor, describing the sequence and duration of the activities comprising the Contractor’s plan to accomplish the Work within the Contract Times.
30. *Project*—The total undertaking to be accomplished for Owner by engineers, contractors, and others, including planning, study, design, construction, testing, commissioning, and start-up, and of which the Work to be performed under the Contract Documents is a part.
31. *Project Manual*—The written documents prepared for, or made available for, procuring and constructing the Work, including but not limited to the Bidding Documents or other construction procurement documents, geotechnical and existing conditions information, the Agreement, bond forms, General Conditions, Supplementary Conditions, and Specifications. The contents of the Project Manual may be bound in one or more volumes.
32. *Resident Project Representative*—The authorized representative of Engineer assigned to assist Engineer at the Site. As used herein, the term Resident Project Representative or “RPR” includes any assistants or field staff of Resident Project Representative.
33. *Samples*—Physical examples of materials, equipment, or workmanship that are representative of some portion of the Work and that establish the standards by which such portion of the Work will be judged.
34. *Schedule of Submittals*—A schedule, prepared and maintained by Contractor, of required submittals and the time requirements for Engineer’s review of the submittals and the performance of related construction activities.
35. *Schedule of Values*—A schedule, prepared and maintained by Contractor, allocating portions of the Contract Price to various portions of the Work and used as the basis for reviewing Contractor’s Applications for Payment.
36. *Shop Drawings*—All drawings, diagrams, illustrations, schedules, and other data or information that are specifically prepared or assembled by or for Contractor and

submitted by Contractor to illustrate some portion of the Work. Shop Drawings, whether approved or not, are not Drawings and are not Contract Documents.

37. *Site*—Lands or areas indicated in the Contract Documents as being furnished by Owner upon which the Work is to be performed, including rights-of-way and easements, and such other lands furnished by Owner which are designated for the use of Contractor.
38. *Specifications*—The part of the Contract that consists of written requirements for materials, equipment, systems, standards, and workmanship as applied to the Work, and certain administrative requirements and procedural matters applicable to the Work.
39. *Subcontractor*—An individual or entity having a direct contract with Contractor or with any other Subcontractor for the performance of a part of the Work.
40. *Substantial Completion*—The time at which the Work (or a specified part thereof) has progressed to the point where, in the opinion of Engineer, the Work (or a specified part thereof) is sufficiently complete, in accordance with the Contract Documents, so that the Work (or a specified part thereof) can be utilized for the purposes for which it is intended. The terms “substantially complete” and “substantially completed” as applied to all or part of the Work refer to Substantial Completion thereof.
41. *Successful Bidder*—The Bidder whose Bid the Owner accepts, and to which the Owner makes an award of contract, subject to stated conditions.
42. *Supplementary Conditions*—The part of the Contract that amends or supplements these General Conditions.
43. *Supplier*—A manufacturer, fabricator, supplier, distributor, materialman, or vendor having a direct contract with Contractor or with any Subcontractor to furnish materials or equipment to be incorporated in the Work by Contractor or a Subcontractor.
44. *Technical Data*—Those items expressly identified as Technical Data in the Supplementary Conditions, with respect to either (a) subsurface conditions at the Site, or physical conditions relating to existing surface or subsurface structures at the Site (except Underground Facilities) or (b) Hazardous Environmental Conditions at the Site. If no such express identifications of Technical Data have been made with respect to conditions at the Site, then the data contained in boring logs, recorded measurements of subsurface water levels, laboratory test results, and other factual, objective information regarding conditions at the Site that are set forth in any geotechnical or environmental report prepared for the Project and made available to Contractor are hereby defined as Technical Data with respect to conditions at the Site under Paragraphs 5.03, 5.04, and 5.06.
45. *Underground Facilities*—All underground pipelines, conduits, ducts, cables, wires, manholes, vaults, tanks, tunnels, or other such facilities or attachments, and any encasements containing such facilities, including but not limited to those that convey electricity, gases, steam, liquid petroleum products, telephone or other communications, fiber optic transmissions, cable television, water, wastewater, storm water, other liquids or chemicals, or traffic or other control systems.
46. *Unit Price Work*—Work to be paid for on the basis of unit prices.
47. *Work*—The entire construction or the various separately identifiable parts thereof required to be provided under the Contract Documents. Work includes and is the

result of performing or providing all labor, services, and documentation necessary to produce such construction; furnishing, installing, and incorporating all materials and equipment into such construction; and may include related services such as testing, start-up, and commissioning, all as required by the Contract Documents.

48. *Work Change Directive*—A written directive to Contractor issued on or after the Effective Date of the Contract, signed by Owner and recommended by Engineer, ordering an addition, deletion, or revision in the Work.

1.02 Terminology

- A. The words and terms discussed in the following paragraphs are not defined but, when used in the Bidding Requirements or Contract Documents, have the indicated meaning.
- B. *Intent of Certain Terms or Adjectives:*
1. The Contract Documents include the terms “as allowed,” “as approved,” “as ordered,” “as directed” or terms of like effect or import to authorize an exercise of professional judgment by Engineer. In addition, the adjectives “reasonable,” “suitable,” “acceptable,” “proper,” “satisfactory,” or adjectives of like effect or import are used to describe an action or determination of Engineer as to the Work. It is intended that such exercise of professional judgment, action, or determination will be solely to evaluate, in general, the Work for compliance with the information in the Contract Documents and with the design concept of the Project as a functioning whole as shown or indicated in the Contract Documents (unless there is a specific statement indicating otherwise). The use of any such term or adjective is not intended to and shall not be effective to assign to Engineer any duty or authority to supervise or direct the performance of the Work, or any duty or authority to undertake responsibility contrary to the provisions of Article 10 or any other provision of the Contract Documents.
- C. *Day:*
1. The word “day” means a calendar day of 24 hours measured from midnight to the next midnight.
- D. *Defective:*
1. The word “defective,” when modifying the word “Work,” refers to Work that is unsatisfactory, faulty, or deficient in that it:
 - a. does not conform to the Contract Documents; or
 - b. does not meet the requirements of any applicable inspection, reference standard, test, or approval referred to in the Contract Documents; or
 - c. has been damaged prior to Engineer’s recommendation of final payment (unless responsibility for the protection thereof has been assumed by Owner at Substantial Completion in accordance with Paragraph 15.03 or 15.04).
- E. *Furnish, Install, Perform, Provide:*
1. The word “furnish,” when used in connection with services, materials, or equipment, shall mean to supply and deliver said services, materials, or equipment to the Site (or some other specified location) ready for use or installation and in usable or operable condition.

2. The word “install,” when used in connection with services, materials, or equipment, shall mean to put into use or place in final position said services, materials, or equipment complete and ready for intended use.
 3. The words “perform” or “provide,” when used in connection with services, materials, or equipment, shall mean to furnish and install said services, materials, or equipment complete and ready for intended use.
 4. If the Contract Documents establish an obligation of Contractor with respect to specific services, materials, or equipment, but do not expressly use any of the four words “furnish,” “install,” “perform,” or “provide,” then Contractor shall furnish and install said services, materials, or equipment complete and ready for intended use.
- F. Unless stated otherwise in the Contract Documents, words or phrases that have a well-known technical or construction industry or trade meaning are used in the Contract Documents in accordance with such recognized meaning.

ARTICLE 2 – PRELIMINARY MATTERS

2.01 *Delivery of Bonds and Evidence of Insurance*

- A. *Bonds*: When Contractor delivers the executed counterparts of the Agreement to Owner, Contractor shall also deliver to Owner such bonds as Contractor may be required to furnish.
- B. *Evidence of Contractor’s Insurance*: When Contractor delivers the executed counterparts of the Agreement to Owner, Contractor shall also deliver to Owner, with copies to each named insured and additional insured (as identified in the Supplementary Conditions or elsewhere in the Contract), the certificates and other evidence of insurance required to be provided by Contractor in accordance with Article 6.
- C. *Evidence of Owner’s Insurance*: After receipt of the executed counterparts of the Agreement and all required bonds and insurance documentation, Owner shall promptly deliver to Contractor, with copies to each named insured and additional insured (as identified in the Supplementary Conditions or otherwise), the certificates and other evidence of insurance required to be provided by Owner under Article 6.

2.02 *Copies of Documents*

- A. Owner shall furnish to Contractor four printed copies of the Contract (including one fully executed counterpart of the Agreement), and one copy in electronic portable document format (PDF). Additional printed copies will be furnished upon request at the cost of reproduction.
- B. Owner shall maintain and safeguard at least one original printed record version of the Contract, including Drawings and Specifications signed and sealed by Engineer and other design professionals. Owner shall make such original printed record version of the Contract available to Contractor for review. Owner may delegate the responsibilities under this provision to Engineer.

2.03 *Before Starting Construction*

- A. *Preliminary Schedules*: Within 10 days after the Effective Date of the Contract (or as otherwise specifically required by the Contract Documents), Contractor shall submit to Engineer for timely review:

1. a preliminary Progress Schedule indicating the times (numbers of days or dates) for starting and completing the various stages of the Work, including any Milestones specified in the Contract;
2. a preliminary Schedule of Submittals; and
3. a preliminary Schedule of Values for all of the Work which includes quantities and prices of items which when added together equal the Contract Price and subdivides the Work into component parts in sufficient detail to serve as the basis for progress payments during performance of the Work. Such prices will include an appropriate amount of overhead and profit applicable to each item of Work.

2.04 *Preconstruction Conference; Designation of Authorized Representatives*

- A. Before any Work at the Site is started, a conference attended by Owner, Contractor, Engineer, and others as appropriate will be held to establish a working understanding among the parties as to the Work and to discuss the schedules referred to in Paragraph 2.03.A, procedures for handling Shop Drawings, Samples, and other submittals, processing Applications for Payment, electronic or digital transmittals, and maintaining required records.
- B. At this conference Owner and Contractor each shall designate, in writing, a specific individual to act as its authorized representative with respect to the services and responsibilities under the Contract. Such individuals shall have the authority to transmit and receive information, render decisions relative to the Contract, and otherwise act on behalf of each respective party.

2.05 *Initial Acceptance of Schedules*

- A. At least 10 days before submission of the first Application for Payment a conference, attended by Contractor, Engineer, and others as appropriate, will be held to review for acceptability to Engineer as provided below the schedules submitted in accordance with Paragraph 2.03.A. Contractor shall have an additional 10 days to make corrections and adjustments and to complete and resubmit the schedules. No progress payment shall be made to Contractor until acceptable schedules are submitted to Engineer.
 1. The Progress Schedule will be acceptable to Engineer if it provides an orderly progression of the Work to completion within the Contract Times. Such acceptance will not impose on Engineer responsibility for the Progress Schedule, for sequencing, scheduling, or progress of the Work, nor interfere with or relieve Contractor from Contractor's full responsibility therefor.
 2. Contractor's Schedule of Submittals will be acceptable to Engineer if it provides a workable arrangement for reviewing and processing the required submittals.
 3. Contractor's Schedule of Values will be acceptable to Engineer as to form and substance if it provides a reasonable allocation of the Contract Price to the component parts of the Work.

2.06 *Electronic Transmittals*

- A. Except as otherwise stated elsewhere in the Contract, the Owner, Engineer, and Contractor may transmit, and shall accept, Project-related correspondence, text, data, documents, drawings, information, and graphics, including but not limited to Shop Drawings and other submittals, in electronic media or digital format, either directly, or through access to a secure Project website.

- B. If the Contract does not establish protocols for electronic or digital transmittals, then Owner, Engineer, and Contractor shall jointly develop such protocols.
- C. When transmitting items in electronic media or digital format, the transmitting party makes no representations as to long term compatibility, usability, or readability of the items resulting from the recipient's use of software application packages, operating systems, or computer hardware differing from those used in the drafting or transmittal of the items, or from those established in applicable transmittal protocols.

ARTICLE 3 – DOCUMENTS: INTENT, REQUIREMENTS, REUSE

3.01 *Intent*

- A. The Contract Documents are complementary; what is required by one is as binding as if required by all.
- B. It is the intent of the Contract Documents to describe a functionally complete project (or part thereof) to be constructed in accordance with the Contract Documents.
- C. Unless otherwise stated in the Contract Documents, if there is a discrepancy between the electronic or digital versions of the Contract Documents (including any printed copies derived from such electronic or digital versions) and the printed record version, the printed record version shall govern.
- D. The Contract supersedes prior negotiations, representations, and agreements, whether written or oral.
- E. Engineer will issue clarifications and interpretations of the Contract Documents as provided herein.

3.02 *Reference Standards*

- A. Standards Specifications, Codes, Laws and Regulations
 - 1. Reference in the Contract Documents to standard specifications, manuals, reference standards, or codes of any technical society, organization, or association, or to Laws or Regulations, whether such reference be specific or by implication, shall mean the standard specification, manual, reference standard, code, or Laws or Regulations in effect at the time of opening of Bids (or on the Effective Date of the Contract if there were no Bids), except as may be otherwise specifically stated in the Contract Documents.
 - 2. No provision of any such standard specification, manual, reference standard, or code, or any instruction of a Supplier, shall be effective to change the duties or responsibilities of Owner, Contractor, or Engineer, or any of their subcontractors, consultants, agents, or employees, from those set forth in the part of the Contract Documents prepared by or for Engineer. No such provision or instruction shall be effective to assign to Owner, Engineer, or any of their officers, directors, members, partners, employees, agents, consultants, or subcontractors, any duty or authority to supervise or direct the performance of the Work or any duty or authority to undertake responsibility inconsistent with the provisions of the part of the Contract Documents prepared by or for Engineer.

3.03 *Reporting and Resolving Discrepancies*

A. *Reporting Discrepancies:*

1. *Contractor's Verification of Figures and Field Measurements:* Before undertaking each part of the Work, Contractor shall carefully study the Contract Documents, and check and verify pertinent figures and dimensions therein, particularly with respect to applicable field measurements. Contractor shall promptly report in writing to Engineer any conflict, error, ambiguity, or discrepancy that Contractor discovers, or has actual knowledge of, and shall not proceed with any Work affected thereby until the conflict, error, ambiguity, or discrepancy is resolved, by a clarification or interpretation by Engineer, or by an amendment or supplement to the Contract Documents issued pursuant to Paragraph 11.01.
2. *Contractor's Review of Contract Documents:* If, before or during the performance of the Work, Contractor discovers any conflict, error, ambiguity, or discrepancy within the Contract Documents, or between the Contract Documents and (a) any applicable Law or Regulation, (b) actual field conditions, (c) any standard specification, manual, reference standard, or code, or (d) any instruction of any Supplier, then Contractor shall promptly report it to Engineer in writing. Contractor shall not proceed with the Work affected thereby (except in an emergency as required by Paragraph 7.15) until the conflict, error, ambiguity, or discrepancy is resolved, by a clarification or interpretation by Engineer, or by an amendment or supplement to the Contract Documents issued pursuant to Paragraph 11.01.
3. Contractor shall not be liable to Owner or Engineer for failure to report any conflict, error, ambiguity, or discrepancy in the Contract Documents unless Contractor had actual knowledge thereof.

B. *Resolving Discrepancies:*

1. Except as may be otherwise specifically stated in the Contract Documents, the provisions of the part of the Contract Documents prepared by or for Engineer shall take precedence in resolving any conflict, error, ambiguity, or discrepancy between such provisions of the Contract Documents and:
 - a. the provisions of any standard specification, manual, reference standard, or code, or the instruction of any Supplier (whether or not specifically incorporated by reference as a Contract Document); or
 - b. the provisions of any Laws or Regulations applicable to the performance of the Work (unless such an interpretation of the provisions of the Contract Documents would result in violation of such Law or Regulation).

3.04 *Requirements of the Contract Documents*

- A. During the performance of the Work and until final payment, Contractor and Owner shall submit to the Engineer all matters in question concerning the requirements of the Contract Documents (sometimes referred to as requests for information or interpretation—RFIs), or relating to the acceptability of the Work under the Contract Documents, as soon as possible after such matters arise. Engineer will be the initial interpreter of the requirements of the Contract Documents, and judge of the acceptability of the Work thereunder.
- B. Engineer will, with reasonable promptness, render a written clarification, interpretation, or decision on the issue submitted, or initiate an amendment or supplement to the Contract

Documents. Engineer's written clarification, interpretation, or decision will be final and binding on Contractor, unless it appeals by submitting a Change Proposal, and on Owner, unless it appeals by filing a Claim.

- C. If a submitted matter in question concerns terms and conditions of the Contract Documents that do not involve (1) the performance or acceptability of the Work under the Contract Documents, (2) the design (as set forth in the Drawings, Specifications, or otherwise), or (3) other engineering or technical matters, then Engineer will promptly give written notice to Owner and Contractor that Engineer is unable to provide a decision or interpretation. If Owner and Contractor are unable to agree on resolution of such a matter in question, either party may pursue resolution as provided in Article 12.

3.05 *Reuse of Documents*

- A. Contractor and its Subcontractors and Suppliers shall not:
1. have or acquire any title to or ownership rights in any of the Drawings, Specifications, or other documents (or copies of any thereof) prepared by or bearing the seal of Engineer or its consultants, including electronic media editions, or reuse any such Drawings, Specifications, other documents, or copies thereof on extensions of the Project or any other project without written consent of Owner and Engineer and specific written verification or adaptation by Engineer; or
 2. have or acquire any title or ownership rights in any other Contract Documents, reuse any such Contract Documents for any purpose without Owner's express written consent, or violate any copyrights pertaining to such Contract Documents.
- B. The prohibitions of this Paragraph 3.05 will survive final payment, or termination of the Contract. Nothing herein shall preclude Contractor from retaining copies of the Contract Documents for record purposes.

ARTICLE 4 – COMMENCEMENT AND PROGRESS OF THE WORK

4.01 *Commencement of Contract Times; Notice to Proceed*

- A. The Contract Times will commence to run on the thirtieth day after the Effective Date of the Contract or, if a Notice to Proceed is given, on the day indicated in the Notice to Proceed. A Notice to Proceed may be given at any time within 30 days after the Effective Date of the Contract. In no event will the Contract Times commence to run later than the sixtieth day after the day of Bid opening or the thirtieth day after the Effective Date of the Contract, whichever date is earlier.

4.02 *Starting the Work*

- A. Contractor shall start to perform the Work on the date when the Contract Times commence to run. No Work shall be done at the Site prior to such date.

4.03 *Reference Points*

- A. Owner shall provide engineering surveys to establish reference points for construction which in Engineer's judgment are necessary to enable Contractor to proceed with the Work. Contractor shall be responsible for laying out the Work, shall protect and preserve the established reference points and property monuments, and shall make no changes or relocations without the prior written approval of Owner. Contractor shall report to Engineer whenever any reference point or property monument is lost or destroyed or

requires relocation because of necessary changes in grades or locations, and shall be responsible for the accurate replacement or relocation of such reference points or property monuments by professionally qualified personnel.

4.04 *Progress Schedule*

- A. Contractor shall adhere to the Progress Schedule established in accordance with Paragraph 2.05 as it may be adjusted from time to time as provided below.
 - 1. Contractor shall submit to Engineer for acceptance (to the extent indicated in Paragraph 2.05) proposed adjustments in the Progress Schedule that will not result in changing the Contract Times.
 - 2. Proposed adjustments in the Progress Schedule that will change the Contract Times shall be submitted in accordance with the requirements of Article 11.
- B. Contractor shall carry on the Work and adhere to the Progress Schedule during all disputes or disagreements with Owner. No Work shall be delayed or postponed pending resolution of any disputes or disagreements, or during any appeal process, except as permitted by Paragraph 16.04, or as Owner and Contractor may otherwise agree in writing.

4.05 *Delays in Contractor's Progress*

- A. If Owner, Engineer, or anyone for whom Owner is responsible, delays, disrupts, or interferes with the performance or progress of the Work, then Contractor shall be entitled to an equitable adjustment in the Contract Times and Contract Price. Contractor's entitlement to an adjustment of the Contract Times is conditioned on such adjustment being essential to Contractor's ability to complete the Work within the Contract Times.
- B. Contractor shall not be entitled to an adjustment in Contract Price or Contract Times for delay, disruption, or interference caused by or within the control of Contractor. Delay, disruption, and interference attributable to and within the control of a Subcontractor or Supplier shall be deemed to be within the control of Contractor.
- C. If Contractor's performance or progress is delayed, disrupted, or interfered with by unanticipated causes not the fault of and beyond the control of Owner, Contractor, and those for which they are responsible, then Contractor shall be entitled to an equitable adjustment in Contract Times. Contractor's entitlement to an adjustment of the Contract Times is conditioned on such adjustment being essential to Contractor's ability to complete the Work within the Contract Times. Such an adjustment shall be Contractor's sole and exclusive remedy for the delays, disruption, and interference described in this paragraph. Causes of delay, disruption, or interference that may give rise to an adjustment in Contract Times under this paragraph include but are not limited to the following:
 - 1. severe and unavoidable natural catastrophes such as fires, floods, epidemics, and earthquakes;
 - 2. abnormal weather conditions;
 - 3. acts or failures to act of utility owners (other than those performing other work at or adjacent to the Site by arrangement with the Owner, as contemplated in Article 8); and
 - 4. acts of war or terrorism.
- D. Delays, disruption, and interference to the performance or progress of the Work resulting from the existence of a differing subsurface or physical condition, an Underground Facility

that was not shown or indicated by the Contract Documents, or not shown or indicated with reasonable accuracy, and those resulting from Hazardous Environmental Conditions, are governed by Article 5.

- E. Paragraph 8.03 governs delays, disruption, and interference to the performance or progress of the Work resulting from the performance of certain other work at or adjacent to the Site.
- F. Contractor shall not be entitled to an adjustment in Contract Price or Contract Times for any delay, disruption, or interference if such delay is concurrent with a delay, disruption, or interference caused by or within the control of Contractor.
- G. Contractor must submit any Change Proposal seeking an adjustment in Contract Price or Contract Times under this paragraph within 30 days of the commencement of the delaying, disrupting, or interfering event.

ARTICLE 5 – AVAILABILITY OF LANDS; SUBSURFACE AND PHYSICAL CONDITIONS; HAZARDOUS ENVIRONMENTAL CONDITIONS

5.01 Availability of Lands

- A. Owner shall furnish the Site. Owner shall notify Contractor of any encumbrances or restrictions not of general application but specifically related to use of the Site with which Contractor must comply in performing the Work.
- B. Upon reasonable written request, Owner shall furnish Contractor with a current statement of record legal title and legal description of the lands upon which permanent improvements are to be made and Owner's interest therein as necessary for giving notice of or filing a mechanic's or construction lien against such lands in accordance with applicable Laws and Regulations.
- C. Contractor shall provide for all additional lands and access thereto that may be required for temporary construction facilities or storage of materials and equipment.

5.02 Use of Site and Other Areas

- A. *Limitation on Use of Site and Other Areas:*
 - 1. Contractor shall confine construction equipment, temporary construction facilities, the storage of materials and equipment, and the operations of workers to the Site, adjacent areas that Contractor has arranged to use through construction easements or otherwise, and other adjacent areas permitted by Laws and Regulations, and shall not unreasonably encumber the Site and such other adjacent areas with construction equipment or other materials or equipment. Contractor shall assume full responsibility for (a) damage to the Site; (b) damage to any such other adjacent areas used for Contractor's operations; (c) damage to any other adjacent land or areas; and (d) for injuries and losses sustained by the owners or occupants of any such land or areas; provided that such damage or injuries result from the performance of the Work or from other actions or conduct of the Contractor or those for which Contractor is responsible.
 - 2. If a damage or injury claim is made by the owner or occupant of any such land or area because of the performance of the Work, or because of other actions or conduct of the Contractor or those for which Contractor is responsible, Contractor shall (a) take immediate corrective or remedial action as required by Paragraph 7.12, or otherwise;

(b) promptly attempt to settle the claim as to all parties through negotiations with such owner or occupant, or otherwise resolve the claim by arbitration or other dispute resolution proceeding, or at law; and (c) to the fullest extent permitted by Laws and Regulations, indemnify and hold harmless Owner and Engineer, and the officers, directors, members, partners, employees, agents, consultants and subcontractors of each and any of them from and against any such claim, and against all costs, losses, and damages (including but not limited to all fees and charges of engineers, architects, attorneys, and other professionals and all court or arbitration or other dispute resolution costs) arising out of or relating to any claim or action, legal or equitable, brought by any such owner or occupant against Owner, Engineer, or any other party indemnified hereunder to the extent caused directly or indirectly, in whole or in part by, or based upon, Contractor's performance of the Work, or because of other actions or conduct of the Contractor or those for which Contractor is responsible.

- B. *Removal of Debris During Performance of the Work:* During the progress of the Work the Contractor shall keep the Site and other adjacent areas free from accumulations of waste materials, rubbish, and other debris. Removal and disposal of such waste materials, rubbish, and other debris shall conform to applicable Laws and Regulations.
- C. *Cleaning:* Prior to Substantial Completion of the Work Contractor shall clean the Site and the Work and make it ready for utilization by Owner. At the completion of the Work Contractor shall remove from the Site and adjacent areas all tools, appliances, construction equipment and machinery, and surplus materials and shall restore to original condition all property not designated for alteration by the Contract Documents.
- D. *Loading of Structures:* Contractor shall not load nor permit any part of any structure to be loaded in any manner that will endanger the structure, nor shall Contractor subject any part of the Work or adjacent structures or land to stresses or pressures that will endanger them.

5.03 *Subsurface and Physical Conditions*

- A. *Reports and Drawings:* The Supplementary Conditions identify:
 1. those reports known to Owner of explorations and tests of subsurface conditions at or adjacent to the Site;
 2. those drawings known to Owner of physical conditions relating to existing surface or subsurface structures at the Site (except Underground Facilities); and
 3. Technical Data contained in such reports and drawings.
- B. *Reliance by Contractor on Technical Data Authorized:* Contractor may rely upon the accuracy of the Technical Data expressly identified in the Supplementary Conditions with respect to such reports and drawings, but such reports and drawings are not Contract Documents. If no such express identification has been made, then Contractor may rely upon the accuracy of the Technical Data (as defined in Article 1) contained in any geotechnical or environmental report prepared for the Project and made available to Contractor. Except for such reliance on Technical Data, Contractor may not rely upon or make any claim against Owner or Engineer, or any of their officers, directors, members, partners, employees, agents, consultants, or subcontractors, with respect to:
 1. the completeness of such reports and drawings for Contractor's purposes, including, but not limited to, any aspects of the means, methods, techniques, sequences, and

procedures of construction to be employed by Contractor, and safety precautions and programs incident thereto; or

2. other data, interpretations, opinions, and information contained in such reports or shown or indicated in such drawings; or
3. any Contractor interpretation of or conclusion drawn from any Technical Data or any such other data, interpretations, opinions, or information.

5.04 *Differing Subsurface or Physical Conditions*

- A. *Notice by Contractor:* If Contractor believes that any subsurface or physical condition that is uncovered or revealed at the Site either:
1. is of such a nature as to establish that any Technical Data on which Contractor is entitled to rely as provided in Paragraph 5.03 is materially inaccurate; or
 2. is of such a nature as to require a change in the Drawings or Specifications; or
 3. differs materially from that shown or indicated in the Contract Documents; or
 4. is of an unusual nature, and differs materially from conditions ordinarily encountered and generally recognized as inherent in work of the character provided for in the Contract Documents;

then Contractor shall, promptly after becoming aware thereof and before further disturbing the subsurface or physical conditions or performing any Work in connection therewith (except in an emergency as required by Paragraph 7.15), notify Owner and Engineer in writing about such condition. Contractor shall not further disturb such condition or perform any Work in connection therewith (except with respect to an emergency) until receipt of a written statement permitting Contractor to do so.

- B. *Engineer's Review:* After receipt of written notice as required by the preceding paragraph, Engineer will promptly review the subsurface or physical condition in question; determine the necessity of Owner's obtaining additional exploration or tests with respect to the condition; conclude whether the condition falls within any one or more of the differing site condition categories in Paragraph 5.04.A above; obtain any pertinent cost or schedule information from Contractor; prepare recommendations to Owner regarding the Contractor's resumption of Work in connection with the subsurface or physical condition in question and the need for any change in the Drawings or Specifications; and advise Owner in writing of Engineer's findings, conclusions, and recommendations.
- C. *Owner's Statement to Contractor Regarding Site Condition:* After receipt of Engineer's written findings, conclusions, and recommendations, Owner shall issue a written statement to Contractor (with a copy to Engineer) regarding the subsurface or physical condition in question, addressing the resumption of Work in connection with such condition, indicating whether any change in the Drawings or Specifications will be made, and adopting or rejecting Engineer's written findings, conclusions, and recommendations, in whole or in part.
- D. *Possible Price and Times Adjustments:*
1. Contractor shall be entitled to an equitable adjustment in Contract Price or Contract Times, or both, to the extent that the existence of a differing subsurface or physical condition, or any related delay, disruption, or interference, causes an increase or

decrease in Contractor's cost of, or time required for, performance of the Work; subject, however, to the following:

- a. such condition must fall within any one or more of the categories described in Paragraph 5.04.A;
 - b. with respect to Work that is paid for on a unit price basis, any adjustment in Contract Price will be subject to the provisions of Paragraph 13.03; and,
 - c. Contractor's entitlement to an adjustment of the Contract Times is conditioned on such adjustment being essential to Contractor's ability to complete the Work within the Contract Times.
2. Contractor shall not be entitled to any adjustment in the Contract Price or Contract Times with respect to a subsurface or physical condition if:
 - a. Contractor knew of the existence of such condition at the time Contractor made a commitment to Owner with respect to Contract Price and Contract Times by the submission of a Bid or becoming bound under a negotiated contract, or otherwise; or
 - b. the existence of such condition reasonably could have been discovered or revealed as a result of any examination, investigation, exploration, test, or study of the Site and contiguous areas expressly required by the Bidding Requirements or Contract Documents to be conducted by or for Contractor prior to Contractor's making such commitment; or
 - c. Contractor failed to give the written notice as required by Paragraph 5.04.A.
 3. If Owner and Contractor agree regarding Contractor's entitlement to and the amount or extent of any adjustment in the Contract Price or Contract Times, or both, then any such adjustment shall be set forth in a Change Order.
 4. Contractor may submit a Change Proposal regarding its entitlement to or the amount or extent of any adjustment in the Contract Price or Contract Times, or both, no later than 30 days after Owner's issuance of the Owner's written statement to Contractor regarding the subsurface or physical condition in question.

5.05 *Underground Facilities*

- A. *Contractor's Responsibilities:* The information and data shown or indicated in the Contract Documents with respect to existing Underground Facilities at or adjacent to the Site is based on information and data furnished to Owner or Engineer by the owners of such Underground Facilities, including Owner, or by others. Unless it is otherwise expressly provided in the Supplementary Conditions:
 1. Owner and Engineer do not warrant or guarantee the accuracy or completeness of any such information or data provided by others; and
 2. the cost of all of the following will be included in the Contract Price, and Contractor shall have full responsibility for:
 - a. reviewing and checking all information and data regarding existing Underground Facilities at the Site;
 - b. locating all Underground Facilities shown or indicated in the Contract Documents as being at the Site;

- c. coordination of the Work with the owners (including Owner) of such Underground Facilities, during construction; and
 - d. the safety and protection of all existing Underground Facilities at the Site, and repairing any damage thereto resulting from the Work.
- B. *Notice by Contractor:* If Contractor believes that an Underground Facility that is uncovered or revealed at the Site was not shown or indicated in the Contract Documents, or was not shown or indicated with reasonable accuracy, then Contractor shall, promptly after becoming aware thereof and before further disturbing conditions affected thereby or performing any Work in connection therewith (except in an emergency as required by Paragraph 7.15), identify the owner of such Underground Facility and give written notice to that owner and to Owner and Engineer.
- C. *Engineer's Review:* Engineer will promptly review the Underground Facility and conclude whether such Underground Facility was not shown or indicated in the Contract Documents, or was not shown or indicated with reasonable accuracy; obtain any pertinent cost or schedule information from Contractor; prepare recommendations to Owner regarding the Contractor's resumption of Work in connection with the Underground Facility in question; determine the extent, if any, to which a change is required in the Drawings or Specifications to reflect and document the consequences of the existence or location of the Underground Facility; and advise Owner in writing of Engineer's findings, conclusions, and recommendations. During such time, Contractor shall be responsible for the safety and protection of such Underground Facility.
- D. *Owner's Statement to Contractor Regarding Underground Facility:* After receipt of Engineer's written findings, conclusions, and recommendations, Owner shall issue a written statement to Contractor (with a copy to Engineer) regarding the Underground Facility in question, addressing the resumption of Work in connection with such Underground Facility, indicating whether any change in the Drawings or Specifications will be made, and adopting or rejecting Engineer's written findings, conclusions, and recommendations in whole or in part.
- E. *Possible Price and Times Adjustments:*
1. Contractor shall be entitled to an equitable adjustment in the Contract Price or Contract Times, or both, to the extent that any existing Underground Facility at the Site that was not shown or indicated in the Contract Documents, or was not shown or indicated with reasonable accuracy, or any related delay, disruption, or interference, causes an increase or decrease in Contractor's cost of, or time required for, performance of the Work; subject, however, to the following:
 - a. Contractor did not know of and could not reasonably have been expected to be aware of or to have anticipated the existence or actual location of the Underground Facility in question;
 - b. With respect to Work that is paid for on a unit price basis, any adjustment in Contract Price will be subject to the provisions of Paragraph 13.03;
 - c. Contractor's entitlement to an adjustment of the Contract Times is conditioned on such adjustment being essential to Contractor's ability to complete the Work within the Contract Times; and
 - d. Contractor gave the notice required in Paragraph 5.05.B.

2. If Owner and Contractor agree regarding Contractor's entitlement to and the amount or extent of any adjustment in the Contract Price or Contract Times, or both, then any such adjustment shall be set forth in a Change Order.
3. Contractor may submit a Change Proposal regarding its entitlement to or the amount or extent of any adjustment in the Contract Price or Contract Times, or both, no later than 30 days after Owner's issuance of the Owner's written statement to Contractor regarding the Underground Facility in question.

5.06 *Hazardous Environmental Conditions at Site*

- A. *Reports and Drawings*: The Supplementary Conditions identify:
1. those reports and drawings known to Owner relating to Hazardous Environmental Conditions that have been identified at or adjacent to the Site; and
 2. Technical Data contained in such reports and drawings.
- B. *Reliance by Contractor on Technical Data Authorized*: Contractor may rely upon the accuracy of the Technical Data expressly identified in the Supplementary Conditions with respect to such reports and drawings, but such reports and drawings are not Contract Documents. If no such express identification has been made, then Contractor may rely on the accuracy of the Technical Data (as defined in Article 1) contained in any geotechnical or environmental report prepared for the Project and made available to Contractor. Except for such reliance on Technical Data, Contractor may not rely upon or make any claim against Owner or Engineer, or any of their officers, directors, members, partners, employees, agents, consultants, or subcontractors with respect to:
1. the completeness of such reports and drawings for Contractor's purposes, including, but not limited to, any aspects of the means, methods, techniques, sequences and procedures of construction to be employed by Contractor and safety precautions and programs incident thereto; or
 2. other data, interpretations, opinions and information contained in such reports or shown or indicated in such drawings; or
 3. any Contractor interpretation of or conclusion drawn from any Technical Data or any such other data, interpretations, opinions or information.
- C. Contractor shall not be responsible for removing or remediating any Hazardous Environmental Condition encountered, uncovered, or revealed at the Site unless such removal or remediation is expressly identified in the Contract Documents to be within the scope of the Work.
- D. Contractor shall be responsible for controlling, containing, and duly removing all Constituents of Concern brought to the Site by Contractor, Subcontractors, Suppliers, or anyone else for whom Contractor is responsible, and for any associated costs; and for the costs of removing and remediating any Hazardous Environmental Condition created by the presence of any such Constituents of Concern.
- E. If Contractor encounters, uncovers, or reveals a Hazardous Environmental Condition whose removal or remediation is not expressly identified in the Contract Documents as being within the scope of the Work, or if Contractor or anyone for whom Contractor is responsible creates a Hazardous Environmental Condition, then Contractor shall immediately: (1) secure or otherwise isolate such condition; (2) stop all Work in connection with such condition and in any area affected thereby (except in an emergency as required

by Paragraph 7.15); and (3) notify Owner and Engineer (and promptly thereafter confirm such notice in writing). Owner shall promptly consult with Engineer concerning the necessity for Owner to retain a qualified expert to evaluate such condition or take corrective action, if any. Promptly after consulting with Engineer, Owner shall take such actions as are necessary to permit Owner to timely obtain required permits and provide Contractor the written notice required by Paragraph 5.06.F. If Contractor or anyone for whom Contractor is responsible created the Hazardous Environmental Condition in question, then Owner may remove and remediate the Hazardous Environmental Condition, and impose a set-off against payments to account for the associated costs.

- F. Contractor shall not resume Work in connection with such Hazardous Environmental Condition or in any affected area until after Owner has obtained any required permits related thereto, and delivered written notice to Contractor either (1) specifying that such condition and any affected area is or has been rendered safe for the resumption of Work, or (2) specifying any special conditions under which such Work may be resumed safely.
- G. If Owner and Contractor cannot agree as to entitlement to or on the amount or extent, if any, of any adjustment in Contract Price or Contract Times, or both, as a result of such Work stoppage or such special conditions under which Work is agreed to be resumed by Contractor, then within 30 days of Owner's written notice regarding the resumption of Work, Contractor may submit a Change Proposal, or Owner may impose a set-off.
- H. If after receipt of such written notice Contractor does not agree to resume such Work based on a reasonable belief it is unsafe, or does not agree to resume such Work under such special conditions, then Owner may order the portion of the Work that is in the area affected by such condition to be deleted from the Work, following the contractual change procedures in Article 11. Owner may have such deleted portion of the Work performed by Owner's own forces or others in accordance with Article 8.
- I. To the fullest extent permitted by Laws and Regulations, Owner shall indemnify and hold harmless Contractor, Subcontractors, and Engineer, and the officers, directors, members, partners, employees, agents, consultants, and subcontractors of each and any of them from and against all claims, costs, losses, and damages (including but not limited to all fees and charges of engineers, architects, attorneys, and other professionals and all court or arbitration or other dispute resolution costs) arising out of or relating to a Hazardous Environmental Condition, provided that such Hazardous Environmental Condition (1) was not shown or indicated in the Drawings, Specifications, or other Contract Documents, identified as Technical Data entitled to limited reliance pursuant to Paragraph 5.06.B, or identified in the Contract Documents to be included within the scope of the Work, and (2) was not created by Contractor or by anyone for whom Contractor is responsible. Nothing in this Paragraph 5.06.I shall obligate Owner to indemnify any individual or entity from and against the consequences of that individual's or entity's own negligence.
- J. To the fullest extent permitted by Laws and Regulations, Contractor shall indemnify and hold harmless Owner and Engineer, and the officers, directors, members, partners, employees, agents, consultants, and subcontractors of each and any of them from and against all claims, costs, losses, and damages (including but not limited to all fees and charges of engineers, architects, attorneys, and other professionals and all court or arbitration or other dispute resolution costs) arising out of or relating to the failure to control, contain, or remove a Constituent of Concern brought to the Site by Contractor or by anyone for whom Contractor is responsible, or to a Hazardous Environmental Condition created by Contractor or by anyone for whom Contractor is responsible. Nothing in this

Paragraph 5.06.J shall obligate Contractor to indemnify any individual or entity from and against the consequences of that individual's or entity's own negligence.

- K. The provisions of Paragraphs 5.03, 5.04, and 5.05 do not apply to the presence of Constituents of Concern or to a Hazardous Environmental Condition uncovered or revealed at the Site.

ARTICLE 6 – BONDS AND INSURANCE

6.01 *Performance, Payment, and Other Bonds*

- A. Contractor shall furnish a performance bond and a payment bond, each in an amount at least equal to the Contract Price, as security for the faithful performance and payment of all of Contractor's obligations under the Contract. These bonds shall remain in effect until one year after the date when final payment becomes due or until completion of the correction period specified in Paragraph 15.08, whichever is later, except as provided otherwise by Laws or Regulations, the Supplementary Conditions, or other specific provisions of the Contract. Contractor shall also furnish such other bonds as are required by the Supplementary Conditions or other specific provisions of the Contract.
- B. All bonds shall be in the form prescribed by the Contract except as provided otherwise by Laws or Regulations, and shall be executed by such sureties as are named in "Companies Holding Certificates of Authority as Acceptable Sureties on Federal Bonds and as Acceptable Reinsuring Companies" as published in Circular 570 (as amended and supplemented) by the Financial Management Service, Surety Bond Branch, U.S. Department of the Treasury. A bond signed by an agent or attorney-in-fact must be accompanied by a certified copy of that individual's authority to bind the surety. The evidence of authority shall show that it is effective on the date the agent or attorney-in-fact signed the accompanying bond.
- C. Contractor shall obtain the required bonds from surety companies that are duly licensed or authorized in the jurisdiction in which the Project is located to issue bonds in the required amounts.
- D. If the surety on a bond furnished by Contractor is declared bankrupt or becomes insolvent, or its right to do business is terminated in any state or jurisdiction where any part of the Project is located, or the surety ceases to meet the requirements above, then Contractor shall promptly notify Owner and Engineer and shall, within 20 days after the event giving rise to such notification, provide another bond and surety, both of which shall comply with the bond and surety requirements above.
- E. If Contractor has failed to obtain a required bond, Owner may exclude the Contractor from the Site and exercise Owner's termination rights under Article 16.
- F. Upon request, Owner shall provide a copy of the payment bond to any Subcontractor, Supplier, or other person or entity claiming to have furnished labor or materials used in the performance of the Work.

6.02 *Insurance—General Provisions*

- A. Owner and Contractor shall obtain and maintain insurance as required in this Article and in the Supplementary Conditions.
- B. All insurance required by the Contract to be purchased and maintained by Owner or Contractor shall be obtained from insurance companies that are duly licensed or

authorized, in the state or jurisdiction in which the Project is located, to issue insurance policies for the required limits and coverages. Unless a different standard is indicated in the Supplementary Conditions, all companies that provide insurance policies required under this Contract shall have an A.M. Best rating of A-VII or better.

- C. Contractor shall deliver to Owner, with copies to each named insured and additional insured (as identified in this Article, in the Supplementary Conditions, or elsewhere in the Contract), certificates of insurance establishing that Contractor has obtained and is maintaining the policies, coverages, and endorsements required by the Contract. Upon request by Owner or any other insured, Contractor shall also furnish other evidence of such required insurance, including but not limited to copies of policies and endorsements, and documentation of applicable self-insured retentions and deductibles. Contractor may block out (redact) any confidential premium or pricing information contained in any policy or endorsement furnished under this provision.
- D. Owner shall deliver to Contractor, with copies to each named insured and additional insured (as identified in this Article, the Supplementary Conditions, or elsewhere in the Contract), certificates of insurance establishing that Owner has obtained and is maintaining the policies, coverages, and endorsements required of Owner by the Contract (if any). Upon request by Contractor or any other insured, Owner shall also provide other evidence of such required insurance (if any), including but not limited to copies of policies and endorsements, and documentation of applicable self-insured retentions and deductibles. Owner may block out (redact) any confidential premium or pricing information contained in any policy or endorsement furnished under this provision.
- E. Failure of Owner or Contractor to demand such certificates or other evidence of the other party's full compliance with these insurance requirements, or failure of Owner or Contractor to identify a deficiency in compliance from the evidence provided, shall not be construed as a waiver of the other party's obligation to obtain and maintain such insurance.
- F. If either party does not purchase or maintain all of the insurance required of such party by the Contract, such party shall notify the other party in writing of such failure to purchase prior to the start of the Work, or of such failure to maintain prior to any change in the required coverage.
- G. If Contractor has failed to obtain and maintain required insurance, Owner may exclude the Contractor from the Site, impose an appropriate set-off against payment, and exercise Owner's termination rights under Article 16.
- H. Without prejudice to any other right or remedy, if a party has failed to obtain required insurance, the other party may elect to obtain equivalent insurance to protect such other party's interests at the expense of the party who was required to provide such coverage, and the Contract Price shall be adjusted accordingly.
- I. Owner does not represent that insurance coverage and limits established in this Contract necessarily will be adequate to protect Contractor or Contractor's interests.
- J. The insurance and insurance limits required herein shall not be deemed as a limitation on Contractor's liability under the indemnities granted to Owner and other individuals and entities in the Contract.

6.03 *Contractor's Insurance*

- A. *Workers' Compensation*: Contractor shall purchase and maintain workers' compensation and employer's liability insurance for:
1. claims under workers' compensation, disability benefits, and other similar employee benefit acts.
 2. United States Longshoreman and Harbor Workers' Compensation Act and Jones Act coverage (if applicable).
 3. claims for damages because of bodily injury, occupational sickness or disease, or death of Contractor's employees (by stop-gap endorsement in monopolist worker's compensation states).
 4. Foreign voluntary worker compensation (if applicable).
- B. *Commercial General Liability—Claims Covered*: Contractor shall purchase and maintain commercial general liability insurance, covering all operations by or on behalf of Contractor, on an occurrence basis, against:
1. claims for damages because of bodily injury, sickness or disease, or death of any person other than Contractor's employees.
 2. claims for damages insured by reasonably available personal injury liability coverage.
 3. claims for damages, other than to the Work itself, because of injury to or destruction of tangible property wherever located, including loss of use resulting therefrom.
- C. *Commercial General Liability—Form and Content*: Contractor's commercial liability policy shall be written on a 1996 (or later) ISO commercial general liability form (occurrence form) and include the following coverages and endorsements:
1. Products and completed operations coverage:
 - a. Such insurance shall be maintained for three years after final payment.
 - b. Contractor shall furnish Owner and each other additional insured (as identified in the Supplementary Conditions or elsewhere in the Contract) evidence of continuation of such insurance at final payment and three years thereafter.
 2. Blanket contractual liability coverage, to the extent permitted by law, including but not limited to coverage of Contractor's contractual indemnity obligations in Paragraph 7.18.
 3. Broad form property damage coverage.
 4. Severability of interest.
 5. Underground, explosion, and collapse coverage.
 6. Personal injury coverage.
 7. Additional insured endorsements that include both ongoing operations and products and completed operations coverage through ISO Endorsements CG 20 10 10 01 and CG 20 37 10 01 (together); or CG 20 10 07 04 and CG 20 37 07 04 (together); or their equivalent.

8. For design professional additional insureds, ISO Endorsement CG 20 32 07 04, "Additional Insured—Engineers, Architects or Surveyors Not Engaged by the Named Insured" or its equivalent.
- D. *Automobile liability*: Contractor shall purchase and maintain automobile liability insurance against claims for damages because of bodily injury or death of any person or property damage arising out of the ownership, maintenance, or use of any motor vehicle. The automobile liability policy shall be written on an occurrence basis.
- E. *Umbrella or excess liability*: Contractor shall purchase and maintain umbrella or excess liability insurance written over the underlying employer's liability, commercial general liability, and automobile liability insurance described in the paragraphs above. Subject to industry-standard exclusions, the coverage afforded shall follow form as to each and every one of the underlying policies.
- F. *Contractor's pollution liability insurance*: Contractor shall purchase and maintain a policy covering third-party injury and property damage claims, including clean-up costs, as a result of pollution conditions arising from Contractor's operations and completed operations. This insurance shall be maintained for no less than three years after final completion.
- G. *Additional insureds*: The Contractor's commercial general liability, automobile liability, umbrella or excess, and pollution liability policies shall include and list as additional insureds Owner and Engineer, and any individuals or entities identified in the Supplementary Conditions; include coverage for the respective officers, directors, members, partners, employees, agents, consultants, and subcontractors of each and any of all such additional insureds; and the insurance afforded to these additional insureds shall provide primary coverage for all claims covered thereby (including as applicable those arising from both ongoing and completed operations) on a non-contributory basis. Contractor shall obtain all necessary endorsements to support these requirements.
- H. *Contractor's professional liability insurance*: If Contractor will provide or furnish professional services under this Contract, through a delegation of professional design services or otherwise, then Contractor shall be responsible for purchasing and maintaining applicable professional liability insurance. This insurance shall provide protection against claims arising out of performance of professional design or related services, and caused by a negligent error, omission, or act for which the insured party is legally liable. It shall be maintained throughout the duration of the Contract and for a minimum of two years after Substantial Completion. If such professional design services are performed by a Subcontractor, and not by Contractor itself, then the requirements of this paragraph may be satisfied through the purchasing and maintenance of such insurance by such Subcontractor.
- I. *General provisions*: The policies of insurance required by this Paragraph 6.03 shall:
1. include at least the specific coverages provided in this Article.
 2. be written for not less than the limits of liability provided in this Article and in the Supplementary Conditions, or required by Laws or Regulations, whichever is greater.
 3. contain a provision or endorsement that the coverage afforded will not be canceled, materially changed, or renewal refused until at least 10 days prior written notice has been given to Contractor. Within three days of receipt of any such written notice, Contractor shall provide a copy of the notice to Owner, Engineer, and each other insured under the policy.

4. remain in effect at least until final payment (and longer if expressly required in this Article) and at all times thereafter when Contractor may be correcting, removing, or replacing defective Work as a warranty or correction obligation, or otherwise, or returning to the Site to conduct other tasks arising from the Contract Documents.
 5. be appropriate for the Work being performed and provide protection from claims that may arise out of or result from Contractor's performance of the Work and Contractor's other obligations under the Contract Documents, whether it is to be performed by Contractor, any Subcontractor or Supplier, or by anyone directly or indirectly employed by any of them to perform any of the Work, or by anyone for whose acts any of them may be liable.
- J. The coverage requirements for specific policies of insurance must be met by such policies, and not by reference to excess or umbrella insurance provided in other policies.

6.04 *Owner's Liability Insurance*

- A. In addition to the insurance required to be provided by Contractor under Paragraph 6.03, Owner, at Owner's option, may purchase and maintain at Owner's expense Owner's own liability insurance as will protect Owner against claims which may arise from operations under the Contract Documents.
- B. Owner's liability policies, if any, operate separately and independently from policies required to be provided by Contractor, and Contractor cannot rely upon Owner's liability policies for any of Contractor's obligations to the Owner, Engineer, or third parties.

6.05 *Property Insurance*

- A. *Builder's Risk*: Unless otherwise provided in the Supplementary Conditions, Contractor shall purchase and maintain builder's risk insurance upon the Work on a completed value basis, in the amount of the full insurable replacement cost thereof (subject to such deductible amounts as may be provided in the Supplementary Conditions or required by Laws and Regulations). This insurance shall:
 1. include the Owner and Contractor as named insureds, and all Subcontractors, and any individuals or entities required by the Supplementary Conditions to be insured under such builder's risk policy, as insureds or named insureds. For purposes of the remainder of this Paragraph 6.05, Paragraphs 6.06 and 6.07, and any corresponding Supplementary Conditions, the parties required to be insured shall collectively be referred to as "insureds."
 2. be written on a builder's risk "all risk" policy form that shall at least include insurance for physical loss or damage to the Work, temporary buildings, falsework, and materials and equipment in transit, and shall insure against at least the following perils or causes of loss: fire; lightning; windstorm; riot; civil commotion; terrorism; vehicle impact; aircraft; smoke; theft; vandalism and malicious mischief; mechanical breakdown, boiler explosion, and artificially generated electric current; earthquake; volcanic activity, and other earth movement; flood; collapse; explosion; debris removal; demolition occasioned by enforcement of Laws and Regulations; water damage (other than that caused by flood); and such other perils or causes of loss as may be specifically required by the Supplementary Conditions. If insurance against mechanical breakdown, boiler explosion, and artificially generated electric current; earthquake; volcanic activity, and other earth movement; or flood, are not commercially available

under builder's risk policies, by endorsement or otherwise, such insurance may be provided through other insurance policies acceptable to Owner and Contractor.

3. cover, as insured property, at least the following: (a) the Work and all materials, supplies, machinery, apparatus, equipment, fixtures, and other property of a similar nature that are to be incorporated into or used in the preparation, fabrication, construction, erection, or completion of the Work, including Owner-furnished or assigned property; (b) spare parts inventory required within the scope of the Contract; and (c) temporary works which are not intended to form part of the permanent constructed Work but which are intended to provide working access to the Site, or to the Work under construction, or which are intended to provide temporary support for the Work under construction, including scaffolding, form work, fences, shoring, falsework, and temporary structures.
 4. cover expenses incurred in the repair or replacement of any insured property (including but not limited to fees and charges of engineers and architects).
 5. extend to cover damage or loss to insured property while in temporary storage at the Site or in a storage location outside the Site (but not including property stored at the premises of a manufacturer or Supplier).
 6. extend to cover damage or loss to insured property while in transit.
 7. allow for partial occupation or use of the Work by Owner, such that those portions of the Work that are not yet occupied or used by Owner shall remain covered by the builder's risk insurance.
 8. allow for the waiver of the insurer's subrogation rights, as set forth below.
 9. provide primary coverage for all losses and damages caused by the perils or causes of loss covered.
 10. not include a co-insurance clause.
 11. include an exception for ensuing losses from physical damage or loss with respect to any defective workmanship, design, or materials exclusions.
 12. include performance/hot testing and start-up.
 13. be maintained in effect, subject to the provisions herein regarding Substantial Completion and partial occupancy or use of the Work by Owner, until the Work is complete.
- B. *Notice of Cancellation or Change:* All the policies of insurance (and the certificates or other evidence thereof) required to be purchased and maintained in accordance with this Paragraph 6.05 will contain a provision or endorsement that the coverage afforded will not be canceled or materially changed or renewal refused until at least 10 days prior written notice has been given to the purchasing policyholder. Within three days of receipt of any such written notice, the purchasing policyholder shall provide a copy of the notice to each other insured.
- C. *Deductibles:* The purchaser of any required builder's risk or property insurance shall pay for costs not covered because of the application of a policy deductible.
- D. *Partial Occupancy or Use by Owner:* If Owner will occupy or use a portion or portions of the Work prior to Substantial Completion of all the Work as provided in Paragraph 15.04, then Owner (directly, if it is the purchaser of the builder's risk policy, or through Contractor) will

provide notice of such occupancy or use to the builder's risk insurer. The builder's risk insurance shall not be canceled or permitted to lapse on account of any such partial use or occupancy; rather, those portions of the Work that are occupied or used by Owner may come off the builder's risk policy, while those portions of the Work not yet occupied or used by Owner shall remain covered by the builder's risk insurance.

- E. *Additional Insurance*: If Contractor elects to obtain other special insurance to be included in or supplement the builder's risk or property insurance policies provided under this Paragraph 6.05, it may do so at Contractor's expense.
- F. *Insurance of Other Property*: If the express insurance provisions of the Contract do not require or address the insurance of a property item or interest, such as tools, construction equipment, or other personal property owned by Contractor, a Subcontractor, or an employee of Contractor or a Subcontractor, then the entity or individual owning such property item will be responsible for deciding whether to insure it, and if so in what amount.

6.06 *Waiver of Rights*

- A. All policies purchased in accordance with Paragraph 6.05, expressly including the builder's risk policy, shall contain provisions to the effect that in the event of payment of any loss or damage the insurers will have no rights of recovery against any insureds thereunder, or against Engineer or its consultants, or their officers, directors, members, partners, employees, agents, consultants, or subcontractors. Owner and Contractor waive all rights against each other and the respective officers, directors, members, partners, employees, agents, consultants, and subcontractors of each and any of them, for all losses and damages caused by, arising out of, or resulting from any of the perils or causes of loss covered by such policies and any other property insurance applicable to the Work; and, in addition, waive all such rights against Engineer, its consultants, all Subcontractors, all individuals or entities identified in the Supplementary Conditions as insureds, and the officers, directors, members, partners, employees, agents, consultants, and subcontractors of each and any of them, under such policies for losses and damages so caused. None of the above waivers shall extend to the rights that any party making such waiver may have to the proceeds of insurance held by Owner or Contractor as trustee or fiduciary, or otherwise payable under any policy so issued.
- B. Owner waives all rights against Contractor, Subcontractors, and Engineer, and the officers, directors, members, partners, employees, agents, consultants and subcontractors of each and any of them, for:
 1. loss due to business interruption, loss of use, or other consequential loss extending beyond direct physical loss or damage to Owner's property or the Work caused by, arising out of, or resulting from fire or other perils whether or not insured by Owner; and
 2. loss or damage to the completed Project or part thereof caused by, arising out of, or resulting from fire or other insured peril or cause of loss covered by any property insurance maintained on the completed Project or part thereof by Owner during partial occupancy or use pursuant to Paragraph 15.04, after Substantial Completion pursuant to Paragraph 15.03, or after final payment pursuant to Paragraph 15.06.
- C. Any insurance policy maintained by Owner covering any loss, damage or consequential loss referred to in Paragraph 6.06.B shall contain provisions to the effect that in the event of payment of any such loss, damage, or consequential loss, the insurers will have no rights of

recovery against Contractor, Subcontractors, or Engineer, or the officers, directors, members, partners, employees, agents, consultants, or subcontractors of each and any of them.

- D. Contractor shall be responsible for assuring that the agreement under which a Subcontractor performs a portion of the Work contains provisions whereby the Subcontractor waives all rights against Owner, Contractor, all individuals or entities identified in the Supplementary Conditions as insureds, the Engineer and its consultants, and the officers, directors, members, partners, employees, agents, consultants, and subcontractors of each and any of them, for all losses and damages caused by, arising out of, relating to, or resulting from any of the perils or causes of loss covered by builder's risk insurance and any other property insurance applicable to the Work.

6.07 *Receipt and Application of Property Insurance Proceeds*

- A. Any insured loss under the builder's risk and other policies of insurance required by Paragraph 6.05 will be adjusted and settled with the named insured that purchased the policy. Such named insured shall act as fiduciary for the other insureds, and give notice to such other insureds that adjustment and settlement of a claim is in progress. Any other insured may state its position regarding a claim for insured loss in writing within 15 days after notice of such claim.
- B. Proceeds for such insured losses may be made payable by the insurer either jointly to multiple insureds, or to the named insured that purchased the policy in its own right and as fiduciary for other insureds, subject to the requirements of any applicable mortgage clause. A named insured receiving insurance proceeds under the builder's risk and other policies of insurance required by Paragraph 6.05 shall distribute such proceeds in accordance with such agreement as the parties in interest may reach, or as otherwise required under the dispute resolution provisions of this Contract or applicable Laws and Regulations.
- C. If no other special agreement is reached, the damaged Work shall be repaired or replaced, the money so received applied on account thereof, and the Work and the cost thereof covered by Change Order, if needed.

ARTICLE 7 – CONTRACTOR'S RESPONSIBILITIES

7.01 *Supervision and Superintendence*

- A. Contractor shall supervise, inspect, and direct the Work competently and efficiently, devoting such attention thereto and applying such skills and expertise as may be necessary to perform the Work in accordance with the Contract Documents. Contractor shall be solely responsible for the means, methods, techniques, sequences, and procedures of construction.
- B. At all times during the progress of the Work, Contractor shall assign a competent resident superintendent who shall not be replaced without written notice to Owner and Engineer except under extraordinary circumstances.

7.02 *Labor; Working Hours*

- A. Contractor shall provide competent, suitably qualified personnel to survey and lay out the Work and perform construction as required by the Contract Documents. Contractor shall at all times maintain good discipline and order at the Site.

- B. Except as otherwise required for the safety or protection of persons or the Work or property at the Site or adjacent thereto, and except as otherwise stated in the Contract Documents, all Work at the Site shall be performed during regular working hours, Monday through Friday. Contractor will not perform Work on a Saturday, Sunday, or any legal holiday. Contractor may perform Work outside regular working hours or on Saturdays, Sundays, or legal holidays only with Owner's written consent, which will not be unreasonably withheld.

7.03 *Services, Materials, and Equipment*

- A. Unless otherwise specified in the Contract Documents, Contractor shall provide and assume full responsibility for all services, materials, equipment, labor, transportation, construction equipment and machinery, tools, appliances, fuel, power, light, heat, telephone, water, sanitary facilities, temporary facilities, and all other facilities and incidentals necessary for the performance, testing, start up, and completion of the Work, whether or not such items are specifically called for in the Contract Documents.
- B. All materials and equipment incorporated into the Work shall be of good quality and new, except as otherwise provided in the Contract Documents. All special warranties and guarantees required by the Specifications shall expressly run to the benefit of Owner. If required by Engineer, Contractor shall furnish satisfactory evidence (including reports of required tests) as to the source, kind, and quality of materials and equipment.
- C. All materials and equipment shall be stored, applied, installed, connected, erected, protected, used, cleaned, and conditioned in accordance with instructions of the applicable Supplier, except as otherwise may be provided in the Contract Documents.

7.04 *"Or Equals"*

- A. Whenever an item of material or equipment is specified or described in the Contract Documents by using the name of a proprietary item or the name of a particular Supplier, the Contract Price has been based upon Contractor furnishing such item as specified. The specification or description of such an item is intended to establish the type, function, appearance, and quality required. Unless the specification or description contains or is followed by words reading that no like, equivalent, or "or equal" item is permitted, Contractor may request that Engineer authorize the use of other items of material or equipment, or items from other proposed suppliers under the circumstances described below.
 - 1. If Engineer in its sole discretion determines that an item of material or equipment proposed by Contractor is functionally equal to that named and sufficiently similar so that no change in related Work will be required, Engineer shall deem it an "or equal" item. For the purposes of this paragraph, a proposed item of material or equipment will be considered functionally equal to an item so named if:
 - a. in the exercise of reasonable judgment Engineer determines that:
 - 1) it is at least equal in materials of construction, quality, durability, appearance, strength, and design characteristics;
 - 2) it will reliably perform at least equally well the function and achieve the results imposed by the design concept of the completed Project as a functioning whole;

- 3) it has a proven record of performance and availability of responsive service; and
 - 4) it is not objectionable to Owner.
- b. Contractor certifies that, if approved and incorporated into the Work:
- 1) there will be no increase in cost to the Owner or increase in Contract Times; and
 - 2) it will conform substantially to the detailed requirements of the item named in the Contract Documents.
- B. *Contractor's Expense*: Contractor shall provide all data in support of any proposed "or equal" item at Contractor's expense.
- C. *Engineer's Evaluation and Determination*: Engineer will be allowed a reasonable time to evaluate each "or-equal" request. Engineer may require Contractor to furnish additional data about the proposed "or-equal" item. Engineer will be the sole judge of acceptability. No "or-equal" item will be ordered, furnished, installed, or utilized until Engineer's review is complete and Engineer determines that the proposed item is an "or-equal", which will be evidenced by an approved Shop Drawing or other written communication. Engineer will advise Contractor in writing of any negative determination.
- D. *Effect of Engineer's Determination*: Neither approval nor denial of an "or-equal" request shall result in any change in Contract Price. The Engineer's denial of an "or-equal" request shall be final and binding, and may not be reversed through an appeal under any provision of the Contract Documents.
- E. *Treatment as a Substitution Request*: If Engineer determines that an item of material or equipment proposed by Contractor does not qualify as an "or-equal" item, Contractor may request that Engineer considered the proposed item as a substitute pursuant to Paragraph 7.05.

7.05 Substitutes

- A. Unless the specification or description of an item of material or equipment required to be furnished under the Contract Documents contains or is followed by words reading that no substitution is permitted, Contractor may request that Engineer authorize the use of other items of material or equipment under the circumstances described below. To the extent possible such requests shall be made before commencement of related construction at the Site.
1. Contractor shall submit sufficient information as provided below to allow Engineer to determine if the item of material or equipment proposed is functionally equivalent to that named and an acceptable substitute therefor. Engineer will not accept requests for review of proposed substitute items of material or equipment from anyone other than Contractor.
 2. The requirements for review by Engineer will be as set forth in Paragraph 7.05.B, as supplemented by the Specifications, and as Engineer may decide is appropriate under the circumstances.
 3. Contractor shall make written application to Engineer for review of a proposed substitute item of material or equipment that Contractor seeks to furnish or use. The application:

- a. shall certify that the proposed substitute item will:
 - 1) perform adequately the functions and achieve the results called for by the general design,
 - 2) be similar in substance to that specified, and
 - 3) be suited to the same use as that specified.
 - b. will state:
 - 1) the extent, if any, to which the use of the proposed substitute item will necessitate a change in Contract Times,
 - 2) whether use of the proposed substitute item in the Work will require a change in any of the Contract Documents (or in the provisions of any other direct contract with Owner for other work on the Project) to adapt the design to the proposed substitute item, and
 - 3) whether incorporation or use of the proposed substitute item in connection with the Work is subject to payment of any license fee or royalty.
 - c. will identify:
 - 1) all variations of the proposed substitute item from that specified, and
 - 2) available engineering, sales, maintenance, repair, and replacement services.
 - d. shall contain an itemized estimate of all costs or credits that will result directly or indirectly from use of such substitute item, including but not limited to changes in Contract Price, shared savings, costs of redesign, and claims of other contractors affected by any resulting change.
- B. *Engineer's Evaluation and Determination:* Engineer will be allowed a reasonable time to evaluate each substitute request, and to obtain comments and direction from Owner. Engineer may require Contractor to furnish additional data about the proposed substitute item. Engineer will be the sole judge of acceptability. No substitute will be ordered, furnished, installed, or utilized until Engineer's review is complete and Engineer determines that the proposed item is an acceptable substitute. Engineer's determination will be evidenced by a Field Order or a proposed Change Order accounting for the substitution itself and all related impacts, including changes in Contract Price or Contract Times. Engineer will advise Contractor in writing of any negative determination.
- C. *Special Guarantee:* Owner may require Contractor to furnish at Contractor's expense a special performance guarantee or other surety with respect to any substitute.
- D. *Reimbursement of Engineer's Cost:* Engineer will record Engineer's costs in evaluating a substitute proposed or submitted by Contractor. Whether or not Engineer approves a substitute so proposed or submitted by Contractor, Contractor shall reimburse Owner for the reasonable charges of Engineer for evaluating each such proposed substitute. Contractor shall also reimburse Owner for the reasonable charges of Engineer for making changes in the Contract Documents (or in the provisions of any other direct contract with Owner) resulting from the acceptance of each proposed substitute.
- E. *Contractor's Expense:* Contractor shall provide all data in support of any proposed substitute at Contractor's expense.

- F. *Effect of Engineer's Determination:* If Engineer approves the substitution request, Contractor shall execute the proposed Change Order and proceed with the substitution. The Engineer's denial of a substitution request shall be final and binding, and may not be reversed through an appeal under any provision of the Contract Documents. Contractor may challenge the scope of reimbursement costs imposed under Paragraph 7.05.D, by timely submittal of a Change Proposal.

7.06 *Concerning Subcontractors, Suppliers, and Others*

- A. Contractor may retain Subcontractors and Suppliers for the performance of parts of the Work. Such Subcontractors and Suppliers must be acceptable to Owner.
- B. Contractor shall retain specific Subcontractors, Suppliers, or other individuals or entities for the performance of designated parts of the Work if required by the Contract to do so.
- C. Subsequent to the submittal of Contractor's Bid or final negotiation of the terms of the Contract, Owner may not require Contractor to retain any Subcontractor, Supplier, or other individual or entity to furnish or perform any of the Work against which Contractor has reasonable objection.
- D. Prior to entry into any binding subcontract or purchase order, Contractor shall submit to Owner the identity of the proposed Subcontractor or Supplier (unless Owner has already deemed such proposed Subcontractor or Supplier acceptable, during the bidding process or otherwise). Such proposed Subcontractor or Supplier shall be deemed acceptable to Owner unless Owner raises a substantive, reasonable objection within five days.
- E. Owner may require the replacement of any Subcontractor, Supplier, or other individual or entity retained by Contractor to perform any part of the Work. Owner also may require Contractor to retain specific replacements; provided, however, that Owner may not require a replacement to which Contractor has a reasonable objection. If Contractor has submitted the identity of certain Subcontractors, Suppliers, or other individuals or entities for acceptance by Owner, and Owner has accepted it (either in writing or by failing to make written objection thereto), then Owner may subsequently revoke the acceptance of any such Subcontractor, Supplier, or other individual or entity so identified solely on the basis of substantive, reasonable objection after due investigation. Contractor shall submit an acceptable replacement for the rejected Subcontractor, Supplier, or other individual or entity.
- F. If Owner requires the replacement of any Subcontractor, Supplier, or other individual or entity retained by Contractor to perform any part of the Work, then Contractor shall be entitled to an adjustment in Contract Price or Contract Times, or both, with respect to the replacement; and Contractor shall initiate a Change Proposal for such adjustment within 30 days of Owner's requirement of replacement.
- G. No acceptance by Owner of any such Subcontractor, Supplier, or other individual or entity, whether initially or as a replacement, shall constitute a waiver of the right of Owner to the completion of the Work in accordance with the Contract Documents.
- H. On a monthly basis Contractor shall submit to Engineer a complete list of all Subcontractors and Suppliers having a direct contract with Contractor, and of all other Subcontractors and Suppliers known to Contractor at the time of submittal.
- I. Contractor shall be fully responsible to Owner and Engineer for all acts and omissions of the Subcontractors, Suppliers, and other individuals or entities performing or furnishing any of the Work just as Contractor is responsible for Contractor's own acts and omissions.

- J. Contractor shall be solely responsible for scheduling and coordinating the work of Subcontractors, Suppliers, and all other individuals or entities performing or furnishing any of the Work.
- K. Contractor shall restrict all Subcontractors, Suppliers, and such other individuals or entities performing or furnishing any of the Work from communicating with Engineer or Owner, except through Contractor or in case of an emergency, or as otherwise expressly allowed herein.
- L. The divisions and sections of the Specifications and the identifications of any Drawings shall not control Contractor in dividing the Work among Subcontractors or Suppliers or delineating the Work to be performed by any specific trade.
- M. All Work performed for Contractor by a Subcontractor or Supplier shall be pursuant to an appropriate contractual agreement that specifically binds the Subcontractor or Supplier to the applicable terms and conditions of the Contract Documents for the benefit of Owner and Engineer.
- N. Owner may furnish to any Subcontractor or Supplier, to the extent practicable, information about amounts paid to Contractor on account of Work performed for Contractor by the particular Subcontractor or Supplier.
- O. Nothing in the Contract Documents:
 1. shall create for the benefit of any such Subcontractor, Supplier, or other individual or entity any contractual relationship between Owner or Engineer and any such Subcontractor, Supplier, or other individual or entity; nor
 2. shall create any obligation on the part of Owner or Engineer to pay or to see to the payment of any money due any such Subcontractor, Supplier, or other individual or entity except as may otherwise be required by Laws and Regulations.

7.07 *Patent Fees and Royalties*

- A. Contractor shall pay all license fees and royalties and assume all costs incident to the use in the performance of the Work or the incorporation in the Work of any invention, design, process, product, or device which is the subject of patent rights or copyrights held by others. If a particular invention, design, process, product, or device is specified in the Contract Documents for use in the performance of the Work and if, to the actual knowledge of Owner or Engineer, its use is subject to patent rights or copyrights calling for the payment of any license fee or royalty to others, the existence of such rights shall be disclosed by Owner in the Contract Documents.
- B. To the fullest extent permitted by Laws and Regulations, Owner shall indemnify and hold harmless Contractor, and its officers, directors, members, partners, employees, agents, consultants, and subcontractors from and against all claims, costs, losses, and damages (including but not limited to all fees and charges of engineers, architects, attorneys, and other professionals, and all court or arbitration or other dispute resolution costs) arising out of or relating to any infringement of patent rights or copyrights incident to the use in the performance of the Work or resulting from the incorporation in the Work of any invention, design, process, product, or device specified in the Contract Documents, but not identified as being subject to payment of any license fee or royalty to others required by patent rights or copyrights.

- C. To the fullest extent permitted by Laws and Regulations, Contractor shall indemnify and hold harmless Owner and Engineer, and the officers, directors, members, partners, employees, agents, consultants and subcontractors of each and any of them from and against all claims, costs, losses, and damages (including but not limited to all fees and charges of engineers, architects, attorneys, and other professionals and all court or arbitration or other dispute resolution costs) arising out of or relating to any infringement of patent rights or copyrights incident to the use in the performance of the Work or resulting from the incorporation in the Work of any invention, design, process, product, or device not specified in the Contract Documents.

7.08 *Permits*

- A. Unless otherwise provided in the Contract Documents, Contractor shall obtain and pay for all construction permits and licenses. Owner shall assist Contractor, when necessary, in obtaining such permits and licenses. Contractor shall pay all governmental charges and inspection fees necessary for the prosecution of the Work which are applicable at the time of the submission of Contractor's Bid (or when Contractor became bound under a negotiated contract). Owner shall pay all charges of utility owners for connections for providing permanent service to the Work

7.09 *Taxes*

- A. Contractor shall pay all sales, consumer, use, and other similar taxes required to be paid by Contractor in accordance with the Laws and Regulations of the place of the Project which are applicable during the performance of the Work.

7.10 *Laws and Regulations*

- A. Contractor shall give all notices required by and shall comply with all Laws and Regulations applicable to the performance of the Work. Except where otherwise expressly required by applicable Laws and Regulations, neither Owner nor Engineer shall be responsible for monitoring Contractor's compliance with any Laws or Regulations.
- B. If Contractor performs any Work or takes any other action knowing or having reason to know that it is contrary to Laws or Regulations, Contractor shall bear all resulting costs and losses, and shall indemnify and hold harmless Owner and Engineer, and the officers, directors, members, partners, employees, agents, consultants, and subcontractors of each and any of them from and against all claims, costs, losses, and damages (including but not limited to all fees and charges of engineers, architects, attorneys, and other professionals and all court or arbitration or other dispute resolution costs) arising out of or relating to such Work or other action. It shall not be Contractor's responsibility to make certain that the Work described in the Contract Documents is in accordance with Laws and Regulations, but this shall not relieve Contractor of Contractor's obligations under Paragraph 3.03.
- C. Owner or Contractor may give notice to the other party of any changes after the submission of Contractor's Bid (or after the date when Contractor became bound under a negotiated contract) in Laws or Regulations having an effect on the cost or time of performance of the Work, including but not limited to changes in Laws or Regulations having an effect on procuring permits and on sales, use, value-added, consumption, and other similar taxes. If Owner and Contractor are unable to agree on entitlement to or on the amount or extent, if any, of any adjustment in Contract Price or Contract Times resulting from such changes, then within 30 days of such notice Contractor may submit a Change Proposal, or Owner may initiate a Claim.

7.11 *Record Documents*

- A. Contractor shall maintain in a safe place at the Site one printed record copy of all Drawings, Specifications, Addenda, Change Orders, Work Change Directives, Field Orders, written interpretations and clarifications, and approved Shop Drawings. Contractor shall keep such record documents in good order and annotate them to show changes made during construction. These record documents, together with all approved Samples, will be available to Engineer for reference. Upon completion of the Work, Contractor shall deliver these record documents to Engineer.

7.12 *Safety and Protection*

- A. Contractor shall be solely responsible for initiating, maintaining, and supervising all safety precautions and programs in connection with the Work. Such responsibility does not relieve Subcontractors of their responsibility for the safety of persons or property in the performance of their work, nor for compliance with applicable safety Laws and Regulations. Contractor shall take all necessary precautions for the safety of, and shall provide the necessary protection to prevent damage, injury, or loss to:
 - 1. all persons on the Site or who may be affected by the Work;
 - 2. all the Work and materials and equipment to be incorporated therein, whether in storage on or off the Site; and
 - 3. other property at the Site or adjacent thereto, including trees, shrubs, lawns, walks, pavements, roadways, structures, other work in progress, utilities, and Underground Facilities not designated for removal, relocation, or replacement in the course of construction.
- B. Contractor shall comply with all applicable Laws and Regulations relating to the safety of persons or property, or to the protection of persons or property from damage, injury, or loss; and shall erect and maintain all necessary safeguards for such safety and protection. Contractor shall notify Owner; the owners of adjacent property, Underground Facilities, and other utilities; and other contractors and utility owners performing work at or adjacent to the Site, when prosecution of the Work may affect them, and shall cooperate with them in the protection, removal, relocation, and replacement of their property or work in progress.
- C. Contractor shall comply with the applicable requirements of Owner's safety programs, if any. The Supplementary Conditions identify any Owner's safety programs that are applicable to the Work.
- D. Contractor shall inform Owner and Engineer of the specific requirements of Contractor's safety program with which Owner's and Engineer's employees and representatives must comply while at the Site.
- E. All damage, injury, or loss to any property referred to in Paragraph 7.12.A.2 or 7.12.A.3 caused, directly or indirectly, in whole or in part, by Contractor, any Subcontractor, Supplier, or any other individual or entity directly or indirectly employed by any of them to perform any of the Work, or anyone for whose acts any of them may be liable, shall be remedied by Contractor at its expense (except damage or loss attributable to the fault of Drawings or Specifications or to the acts or omissions of Owner or Engineer or anyone employed by any of them, or anyone for whose acts any of them may be liable, and not attributable, directly or indirectly, in whole or in part, to the fault or negligence of

Contractor or any Subcontractor, Supplier, or other individual or entity directly or indirectly employed by any of them).

- F. Contractor's duties and responsibilities for safety and protection shall continue until such time as all the Work is completed and Engineer has issued a notice to Owner and Contractor in accordance with Paragraph 15.06.B that the Work is acceptable (except as otherwise expressly provided in connection with Substantial Completion).
- G. Contractor's duties and responsibilities for safety and protection shall resume whenever Contractor or any Subcontractor or Supplier returns to the Site to fulfill warranty or correction obligations, or to conduct other tasks arising from the Contract Documents.

7.13 *Safety Representative*

- A. Contractor shall designate a qualified and experienced safety representative at the Site whose duties and responsibilities shall be the prevention of accidents and the maintaining and supervising of safety precautions and programs.

7.14 *Hazard Communication Programs*

- A. Contractor shall be responsible for coordinating any exchange of material safety data sheets or other hazard communication information required to be made available to or exchanged between or among employers at the Site in accordance with Laws or Regulations.

7.15 *Emergencies*

- A. In emergencies affecting the safety or protection of persons or the Work or property at the Site or adjacent thereto, Contractor is obligated to act to prevent threatened damage, injury, or loss. Contractor shall give Engineer prompt written notice if Contractor believes that any significant changes in the Work or variations from the Contract Documents have been caused thereby or are required as a result thereof. If Engineer determines that a change in the Contract Documents is required because of the action taken by Contractor in response to such an emergency, a Work Change Directive or Change Order will be issued.

7.16 *Shop Drawings, Samples, and Other Submittals*

A. *Shop Drawing and Sample Submittal Requirements:*

1. Before submitting a Shop Drawing or Sample, Contractor shall have:
 - a. reviewed and coordinated the Shop Drawing or Sample with other Shop Drawings and Samples and with the requirements of the Work and the Contract Documents;
 - b. determined and verified all field measurements, quantities, dimensions, specified performance and design criteria, installation requirements, materials, catalog numbers, and similar information with respect thereto;
 - c. determined and verified the suitability of all materials and equipment offered with respect to the indicated application, fabrication, shipping, handling, storage, assembly, and installation pertaining to the performance of the Work; and
 - d. determined and verified all information relative to Contractor's responsibilities for means, methods, techniques, sequences, and procedures of construction, and safety precautions and programs incident thereto.

2. Each submittal shall bear a stamp or specific written certification that Contractor has satisfied Contractor's obligations under the Contract Documents with respect to Contractor's review of that submittal, and that Contractor approves the submittal.
 3. With each submittal, Contractor shall give Engineer specific written notice of any variations that the Shop Drawing or Sample may have from the requirements of the Contract Documents. This notice shall be set forth in a written communication separate from the Shop Drawings or Sample submittal; and, in addition, in the case of Shop Drawings by a specific notation made on each Shop Drawing submitted to Engineer for review and approval of each such variation.
- B. *Submittal Procedures for Shop Drawings and Samples:* Contractor shall submit Shop Drawings and Samples to Engineer for review and approval in accordance with the accepted Schedule of Submittals. Each submittal will be identified as Engineer may require.
1. *Shop Drawings:*
 - a. Contractor shall submit the number of copies required in the Specifications.
 - b. Data shown on the Shop Drawings will be complete with respect to quantities, dimensions, specified performance and design criteria, materials, and similar data to show Engineer the services, materials, and equipment Contractor proposes to provide and to enable Engineer to review the information for the limited purposes required by Paragraph 7.16.D.
 2. *Samples:*
 - a. Contractor shall submit the number of Samples required in the Specifications.
 - b. Contractor shall clearly identify each Sample as to material, Supplier, pertinent data such as catalog numbers, the use for which intended and other data as Engineer may require to enable Engineer to review the submittal for the limited purposes required by Paragraph 7.16.D.
 3. Where a Shop Drawing or Sample is required by the Contract Documents or the Schedule of Submittals, any related Work performed prior to Engineer's review and approval of the pertinent submittal will be at the sole expense and responsibility of Contractor.
- C. *Other Submittals:* Contractor shall submit other submittals to Engineer in accordance with the accepted Schedule of Submittals, and pursuant to the applicable terms of the Specifications.
- D. *Engineer's Review:*
1. Engineer will provide timely review of Shop Drawings and Samples in accordance with the Schedule of Submittals acceptable to Engineer. Engineer's review and approval will be only to determine if the items covered by the submittals will, after installation or incorporation in the Work, conform to the information given in the Contract Documents and be compatible with the design concept of the completed Project as a functioning whole as indicated by the Contract Documents.
 2. Engineer's review and approval will not extend to means, methods, techniques, sequences, or procedures of construction or to safety precautions or programs incident thereto.

3. Engineer's review and approval of a separate item as such will not indicate approval of the assembly in which the item functions.
 4. Engineer's review and approval of a Shop Drawing or Sample shall not relieve Contractor from responsibility for any variation from the requirements of the Contract Documents unless Contractor has complied with the requirements of Paragraph 7.16.A.3 and Engineer has given written approval of each such variation by specific written notation thereof incorporated in or accompanying the Shop Drawing or Sample. Engineer will document any such approved variation from the requirements of the Contract Documents in a Field Order.
 5. Engineer's review and approval of a Shop Drawing or Sample shall not relieve Contractor from responsibility for complying with the requirements of Paragraph 7.16.A and B.
 6. Engineer's review and approval of a Shop Drawing or Sample, or of a variation from the requirements of the Contract Documents, shall not, under any circumstances, change the Contract Times or Contract Price, unless such changes are included in a Change Order.
 7. Neither Engineer's receipt, review, acceptance or approval of a Shop Drawing, Sample, or other submittal shall result in such item becoming a Contract Document.
 8. Contractor shall perform the Work in compliance with the requirements and commitments set forth in approved Shop Drawings and Samples, subject to the provisions of Paragraph 7.16.D.4.
- E. *Resubmittal Procedures:*
1. Contractor shall make corrections required by Engineer and shall return the required number of corrected copies of Shop Drawings and submit, as required, new Samples for review and approval. Contractor shall direct specific attention in writing to revisions other than the corrections called for by Engineer on previous submittals.
 2. Contractor shall furnish required submittals with sufficient information and accuracy to obtain required approval of an item with no more than three submittals. Engineer will record Engineer's time for reviewing a fourth or subsequent submittal of a Shop Drawings, sample, or other item requiring approval, and Contractor shall be responsible for Engineer's charges to Owner for such time. Owner may impose a set-off against payments due to Contractor to secure reimbursement for such charges.
 3. If Contractor requests a change of a previously approved submittal item, Contractor shall be responsible for Engineer's charges to Owner for its review time, and Owner may impose a set-off against payments due to Contractor to secure reimbursement for such charges, unless the need for such change is beyond the control of Contractor.

7.17 *Contractor's General Warranty and Guarantee*

- A. Contractor warrants and guarantees to Owner that all Work will be in accordance with the Contract Documents and will not be defective. Engineer and its officers, directors, members, partners, employees, agents, consultants, and subcontractors shall be entitled to rely on Contractor's warranty and guarantee.

- B. Contractor's warranty and guarantee hereunder excludes defects or damage caused by:
 - 1. abuse, modification, or improper maintenance or operation by persons other than Contractor, Subcontractors, Suppliers, or any other individual or entity for whom Contractor is responsible; or
 - 2. normal wear and tear under normal usage.
- C. Contractor's obligation to perform and complete the Work in accordance with the Contract Documents shall be absolute. None of the following will constitute an acceptance of Work that is not in accordance with the Contract Documents or a release of Contractor's obligation to perform the Work in accordance with the Contract Documents:
 - 1. observations by Engineer;
 - 2. recommendation by Engineer or payment by Owner of any progress or final payment;
 - 3. the issuance of a certificate of Substantial Completion by Engineer or any payment related thereto by Owner;
 - 4. use or occupancy of the Work or any part thereof by Owner;
 - 5. any review and approval of a Shop Drawing or Sample submittal;
 - 6. the issuance of a notice of acceptability by Engineer;
 - 7. any inspection, test, or approval by others; or
 - 8. any correction of defective Work by Owner.
- D. If the Contract requires the Contractor to accept the assignment of a contract entered into by Owner, then the specific warranties, guarantees, and correction obligations contained in the assigned contract shall govern with respect to Contractor's performance obligations to Owner for the Work described in the assigned contract.

7.18 *Indemnification*

- A. To the fullest extent permitted by Laws and Regulations, and in addition to any other obligations of Contractor under the Contract or otherwise, Contractor shall indemnify and hold harmless Owner and Engineer, and the officers, directors, members, partners, employees, agents, consultants and subcontractors of each and any of them from and against all claims, costs, losses, and damages (including but not limited to all fees and charges of engineers, architects, attorneys, and other professionals and all court or arbitration or other dispute resolution costs) arising out of or relating to the performance of the Work, provided that any such claim, cost, loss, or damage is attributable to bodily injury, sickness, disease, or death, or to injury to or destruction of tangible property (other than the Work itself), including the loss of use resulting therefrom but only to the extent caused by any negligent act or omission of Contractor, any Subcontractor, any Supplier, or any individual or entity directly or indirectly employed by any of them to perform any of the Work or anyone for whose acts any of them may be liable.
- B. In any and all claims against Owner or Engineer or any of their officers, directors, members, partners, employees, agents, consultants, or subcontractors by any employee (or the survivor or personal representative of such employee) of Contractor, any Subcontractor, any Supplier, or any individual or entity directly or indirectly employed by any of them to perform any of the Work, or anyone for whose acts any of them may be liable, the indemnification obligation under Paragraph 7.18.A shall not be limited in any way by any

limitation on the amount or type of damages, compensation, or benefits payable by or for Contractor or any such Subcontractor, Supplier, or other individual or entity under workers' compensation acts, disability benefit acts, or other employee benefit acts.

- C. The indemnification obligations of Contractor under Paragraph 7.18.A shall not extend to the liability of Engineer and Engineer's officers, directors, members, partners, employees, agents, consultants and subcontractors arising out of:
 1. the preparation or approval of, or the failure to prepare or approve maps, Drawings, opinions, reports, surveys, Change Orders, designs, or Specifications; or
 2. giving directions or instructions, or failing to give them, if that is the primary cause of the injury or damage.

7.19 *Delegation of Professional Design Services*

- A. Contractor will not be required to provide professional design services unless such services are specifically required by the Contract Documents for a portion of the Work or unless such services are required to carry out Contractor's responsibilities for construction means, methods, techniques, sequences and procedures. Contractor shall not be required to provide professional services in violation of applicable Laws and Regulations.
- B. If professional design services or certifications by a design professional related to systems, materials, or equipment are specifically required of Contractor by the Contract Documents, Owner and Engineer will specify all performance and design criteria that such services must satisfy. Contractor shall cause such services or certifications to be provided by a properly licensed professional, whose signature and seal shall appear on all drawings, calculations, specifications, certifications, and other submittals prepared by such professional. Shop Drawings and other submittals related to the Work designed or certified by such professional, if prepared by others, shall bear such professional's written approval when submitted to Engineer.
- C. Owner and Engineer shall be entitled to rely upon the adequacy, accuracy, and completeness of the services, certifications, or approvals performed by such design professionals, provided Owner and Engineer have specified to Contractor all performance and design criteria that such services must satisfy.
- D. Pursuant to this paragraph, Engineer's review and approval of design calculations and design drawings will be only for the limited purpose of checking for conformance with performance and design criteria given and the design concept expressed in the Contract Documents. Engineer's review and approval of Shop Drawings and other submittals (except design calculations and design drawings) will be only for the purpose stated in Paragraph 7.16.D.1.
- E. Contractor shall not be responsible for the adequacy of the performance or design criteria specified by Owner or Engineer.

ARTICLE 8 – OTHER WORK AT THE SITE

8.01 *Other Work*

- A. In addition to and apart from the Work under the Contract Documents, the Owner may perform other work at or adjacent to the Site. Such other work may be performed by Owner's employees, or through contracts between the Owner and third parties. Owner

may also arrange to have third-party utility owners perform work on their utilities and facilities at or adjacent to the Site.

- B. If Owner performs other work at or adjacent to the Site with Owner's employees, or through contracts for such other work, then Owner shall give Contractor written notice thereof prior to starting any such other work. If Owner has advance information regarding the start of any utility work at or adjacent to the Site, Owner shall provide such information to Contractor.
- C. Contractor shall afford each other contractor that performs such other work, each utility owner performing other work, and Owner, if Owner is performing other work with Owner's employees, proper and safe access to the Site, and provide a reasonable opportunity for the introduction and storage of materials and equipment and the execution of such other work. Contractor shall do all cutting, fitting, and patching of the Work that may be required to properly connect or otherwise make its several parts come together and properly integrate with such other work. Contractor shall not endanger any work of others by cutting, excavating, or otherwise altering such work; provided, however, that Contractor may cut or alter others' work with the written consent of Engineer and the others whose work will be affected.
- D. If the proper execution or results of any part of Contractor's Work depends upon work performed by others under this Article 8, Contractor shall inspect such other work and promptly report to Engineer in writing any delays, defects, or deficiencies in such other work that render it unavailable or unsuitable for the proper execution and results of Contractor's Work. Contractor's failure to so report will constitute an acceptance of such other work as fit and proper for integration with Contractor's Work except for latent defects and deficiencies in such other work.

8.02 *Coordination*

- A. If Owner intends to contract with others for the performance of other work at or adjacent to the Site, to perform other work at or adjacent to the Site with Owner's employees, or to arrange to have utility owners perform work at or adjacent to the Site, the following will be set forth in the Supplementary Conditions or provided to Contractor prior to the start of any such other work:
 - 1. the identity of the individual or entity that will have authority and responsibility for coordination of the activities among the various contractors;
 - 2. an itemization of the specific matters to be covered by such authority and responsibility; and
 - 3. the extent of such authority and responsibilities.
- B. Unless otherwise provided in the Supplementary Conditions, Owner shall have sole authority and responsibility for such coordination.

8.03 *Legal Relationships*

- A. If, in the course of performing other work at or adjacent to the Site for Owner, the Owner's employees, any other contractor working for Owner, or any utility owner for whom the Owner is responsible causes damage to the Work or to the property of Contractor or its Subcontractors, or delays, disrupts, interferes with, or increases the scope or cost of the performance of the Work, through actions or inaction, then Contractor shall be entitled to an equitable adjustment in the Contract Price or the Contract Times, or both. Contractor

must submit any Change Proposal seeking an equitable adjustment in the Contract Price or the Contract Times under this paragraph within 30 days of the damaging, delaying, disrupting, or interfering event. The entitlement to, and extent of, any such equitable adjustment shall take into account information (if any) regarding such other work that was provided to Contractor in the Contract Documents prior to the submittal of the Bid or the final negotiation of the terms of the Contract. When applicable, any such equitable adjustment in Contract Price shall be conditioned on Contractor assigning to Owner all Contractor's rights against such other contractor or utility owner with respect to the damage, delay, disruption, or interference that is the subject of the adjustment. Contractor's entitlement to an adjustment of the Contract Times is conditioned on such adjustment being essential to Contractor's ability to complete the Work within the Contract Times.

- B. Contractor shall take reasonable and customary measures to avoid damaging, delaying, disrupting, or interfering with the work of Owner, any other contractor, or any utility owner performing other work at or adjacent to the Site. If Contractor fails to take such measures and as a result damages, delays, disrupts, or interferes with the work of any such other contractor or utility owner, then Owner may impose a set-off against payments due to Contractor, and assign to such other contractor or utility owner the Owner's contractual rights against Contractor with respect to the breach of the obligations set forth in this paragraph.
- C. When Owner is performing other work at or adjacent to the Site with Owner's employees, Contractor shall be liable to Owner for damage to such other work, and for the reasonable direct delay, disruption, and interference costs incurred by Owner as a result of Contractor's failure to take reasonable and customary measures with respect to Owner's other work. In response to such damage, delay, disruption, or interference, Owner may impose a set-off against payments due to Contractor.
- D. If Contractor damages, delays, disrupts, or interferes with the work of any other contractor, or any utility owner performing other work at or adjacent to the Site, through Contractor's failure to take reasonable and customary measures to avoid such impacts, or if any claim arising out of Contractor's actions, inactions, or negligence in performance of the Work at or adjacent to the Site is made by any such other contractor or utility owner against Contractor, Owner, or Engineer, then Contractor shall (1) promptly attempt to settle the claim as to all parties through negotiations with such other contractor or utility owner, or otherwise resolve the claim by arbitration or other dispute resolution proceeding or at law, and (2) indemnify and hold harmless Owner and Engineer, and the officers, directors, members, partners, employees, agents, consultants and subcontractors of each and any of them from and against any such claims, and against all costs, losses, and damages (including but not limited to all fees and charges of engineers, architects, attorneys, and other professionals and all court or arbitration or other dispute resolution costs) arising out of or relating to such damage, delay, disruption, or interference.

ARTICLE 9 – OWNER'S RESPONSIBILITIES

9.01 *Communications to Contractor*

- A. Except as otherwise provided in these General Conditions, Owner shall issue all communications to Contractor through Engineer.

9.02 *Replacement of Engineer*

- A. Owner may at its discretion appoint an engineer to replace Engineer, provided Contractor makes no reasonable objection to the replacement engineer. The replacement engineer's status under the Contract Documents shall be that of the former Engineer.

9.03 *Furnish Data*

- A. Owner shall promptly furnish the data required of Owner under the Contract Documents.

9.04 *Pay When Due*

- A. Owner shall make payments to Contractor when they are due as provided in the Agreement.

9.05 *Lands and Easements; Reports, Tests, and Drawings*

- A. Owner's duties with respect to providing lands and easements are set forth in Paragraph 5.01.
- B. Owner's duties with respect to providing engineering surveys to establish reference points are set forth in Paragraph 4.03.
- C. Article 5 refers to Owner's identifying and making available to Contractor copies of reports of explorations and tests of conditions at the Site, and drawings of physical conditions relating to existing surface or subsurface structures at the Site.

9.06 *Insurance*

- A. Owner's responsibilities, if any, with respect to purchasing and maintaining liability and property insurance are set forth in Article 6.

9.07 *Change Orders*

- A. Owner's responsibilities with respect to Change Orders are set forth in Article 11.

9.08 *Inspections, Tests, and Approvals*

- A. Owner's responsibility with respect to certain inspections, tests, and approvals is set forth in Paragraph 14.02.B.

9.09 *Limitations on Owner's Responsibilities*

- A. The Owner shall not supervise, direct, or have control or authority over, nor be responsible for, Contractor's means, methods, techniques, sequences, or procedures of construction, or the safety precautions and programs incident thereto, or for any failure of Contractor to comply with Laws and Regulations applicable to the performance of the Work. Owner will not be responsible for Contractor's failure to perform the Work in accordance with the Contract Documents.

9.10 *Undisclosed Hazardous Environmental Condition*

- A. Owner's responsibility in respect to an undisclosed Hazardous Environmental Condition is set forth in Paragraph 5.06.

9.11 *Evidence of Financial Arrangements*

- A. Upon request of Contractor, Owner shall furnish Contractor reasonable evidence that financial arrangements have been made to satisfy Owner's obligations under the Contract Documents (including obligations under proposed changes in the Work).

9.12 *Safety Programs*

- A. While at the Site, Owner's employees and representatives shall comply with the specific applicable requirements of Contractor's safety programs of which Owner has been informed.
- B. Owner shall furnish copies of any applicable Owner safety programs to Contractor.

ARTICLE 10 – ENGINEER'S STATUS DURING CONSTRUCTION

10.01 *Owner's Representative*

- A. Engineer will be Owner's representative during the construction period. The duties and responsibilities and the limitations of authority of Engineer as Owner's representative during construction are set forth in the Contract.

10.02 *Visits to Site*

- A. Engineer will make visits to the Site at intervals appropriate to the various stages of construction as Engineer deems necessary in order to observe as an experienced and qualified design professional the progress that has been made and the quality of the various aspects of Contractor's executed Work. Based on information obtained during such visits and observations, Engineer, for the benefit of Owner, will determine, in general, if the Work is proceeding in accordance with the Contract Documents. Engineer will not be required to make exhaustive or continuous inspections on the Site to check the quality or quantity of the Work. Engineer's efforts will be directed toward providing for Owner a greater degree of confidence that the completed Work will conform generally to the Contract Documents. On the basis of such visits and observations, Engineer will keep Owner informed of the progress of the Work and will endeavor to guard Owner against defective Work.
- B. Engineer's visits and observations are subject to all the limitations on Engineer's authority and responsibility set forth in Paragraph 10.08. Particularly, but without limitation, during or as a result of Engineer's visits or observations of Contractor's Work, Engineer will not supervise, direct, control, or have authority over or be responsible for Contractor's means, methods, techniques, sequences, or procedures of construction, or the safety precautions and programs incident thereto, or for any failure of Contractor to comply with Laws and Regulations applicable to the performance of the Work.

10.03 *Project Representative*

- A. If Owner and Engineer have agreed that Engineer will furnish a Resident Project Representative to represent Engineer at the Site and assist Engineer in observing the progress and quality of the Work, then the authority and responsibilities of any such Resident Project Representative will be as provided in the Supplementary Conditions, and limitations on the responsibilities thereof will be as provided in Paragraph 10.08. If Owner designates another representative or agent to represent Owner at the Site who is not Engineer's consultant, agent, or employee, the responsibilities and authority and limitations thereon of such other individual or entity will be as provided in the Supplementary Conditions.

10.04 *Rejecting Defective Work*

- A. Engineer has the authority to reject Work in accordance with Article 14.

10.05 *Shop Drawings, Change Orders and Payments*

- A. Engineer's authority, and limitations thereof, as to Shop Drawings and Samples, are set forth in Paragraph 7.16.
- B. Engineer's authority, and limitations thereof, as to design calculations and design drawings submitted in response to a delegation of professional design services, if any, are set forth in Paragraph 7.19.
- C. Engineer's authority as to Change Orders is set forth in Article 11.
- D. Engineer's authority as to Applications for Payment is set forth in Article 15.

10.06 *Determinations for Unit Price Work*

- A. Engineer will determine the actual quantities and classifications of Unit Price Work performed by Contractor as set forth in Paragraph 13.03.

10.07 *Decisions on Requirements of Contract Documents and Acceptability of Work*

- A. Engineer will render decisions regarding the requirements of the Contract Documents, and judge the acceptability of the Work, pursuant to the specific procedures set forth herein for initial interpretations, Change Proposals, and acceptance of the Work. In rendering such decisions and judgments, Engineer will not show partiality to Owner or Contractor, and will not be liable to Owner, Contractor, or others in connection with any proceedings, interpretations, decisions, or judgments conducted or rendered in good faith.

10.08 *Limitations on Engineer's Authority and Responsibilities*

- A. Neither Engineer's authority or responsibility under this Article 10 or under any other provision of the Contract, nor any decision made by Engineer in good faith either to exercise or not exercise such authority or responsibility or the undertaking, exercise, or performance of any authority or responsibility by Engineer, shall create, impose, or give rise to any duty in contract, tort, or otherwise owed by Engineer to Contractor, any Subcontractor, any Supplier, any other individual or entity, or to any surety for or employee or agent of any of them.
- B. Engineer will not supervise, direct, control, or have authority over or be responsible for Contractor's means, methods, techniques, sequences, or procedures of construction, or the safety precautions and programs incident thereto, or for any failure of Contractor to comply with Laws and Regulations applicable to the performance of the Work. Engineer will not be responsible for Contractor's failure to perform the Work in accordance with the Contract Documents.
- C. Engineer will not be responsible for the acts or omissions of Contractor or of any Subcontractor, any Supplier, or of any other individual or entity performing any of the Work.
- D. Engineer's review of the final Application for Payment and accompanying documentation and all maintenance and operating instructions, schedules, guarantees, bonds, certificates of inspection, tests and approvals, and other documentation required to be delivered by Paragraph 15.06.A will only be to determine generally that their content complies with the requirements of, and in the case of certificates of inspections, tests, and approvals, that the results certified indicate compliance with the Contract Documents.
- E. The limitations upon authority and responsibility set forth in this Paragraph 10.08 shall also apply to the Resident Project Representative, if any.

10.09 *Compliance with Safety Program*

- A. While at the Site, Engineer's employees and representatives will comply with the specific applicable requirements of Owner's and Contractor's safety programs (if any) of which Engineer has been informed.

ARTICLE 11 – AMENDING THE CONTRACT DOCUMENTS; CHANGES IN THE WORK

11.01 *Amending and Supplementing Contract Documents*

- A. The Contract Documents may be amended or supplemented by a Change Order, a Work Change Directive, or a Field Order.

1. *Change Orders:*

- a. If an amendment or supplement to the Contract Documents includes a change in the Contract Price or the Contract Times, such amendment or supplement must be set forth in a Change Order. A Change Order also may be used to establish amendments and supplements of the Contract Documents that do not affect the Contract Price or Contract Times.
- b. Owner and Contractor may amend those terms and conditions of the Contract Documents that do not involve (1) the performance or acceptability of the Work, (2) the design (as set forth in the Drawings, Specifications, or otherwise), or (3) other engineering or technical matters, without the recommendation of the Engineer. Such an amendment shall be set forth in a Change Order.

2. *Work Change Directives:* A Work Change Directive will not change the Contract Price or the Contract Times but is evidence that the parties expect that the modification ordered or documented by a Work Change Directive will be incorporated in a subsequently issued Change Order, following negotiations by the parties as to the Work Change Directive's effect, if any, on the Contract Price and Contract Times; or, if negotiations are unsuccessful, by a determination under the terms of the Contract Documents governing adjustments, expressly including Paragraph 11.04 regarding change of Contract Price. Contractor must submit any Change Proposal seeking an adjustment of the Contract Price or the Contract Times, or both, no later than 30 days after the completion of the Work set out in the Work Change Directive. Owner must submit any Claim seeking an adjustment of the Contract Price or the Contract Times, or both, no later than 60 days after issuance of the Work Change Directive.

3. *Field Orders:* Engineer may authorize minor changes in the Work if the changes do not involve an adjustment in the Contract Price or the Contract Times and are compatible with the design concept of the completed Project as a functioning whole as indicated by the Contract Documents. Such changes will be accomplished by a Field Order and will be binding on Owner and also on Contractor, which shall perform the Work involved promptly. If Contractor believes that a Field Order justifies an adjustment in the Contract Price or Contract Times, or both, then before proceeding with the Work at issue, Contractor shall submit a Change Proposal as provided herein.

11.02 *Owner-Authorized Changes in the Work*

- A. Without invalidating the Contract and without notice to any surety, Owner may, at any time or from time to time, order additions, deletions, or revisions in the Work. Such changes shall be supported by Engineer's recommendation, to the extent the change

involves the design (as set forth in the Drawings, Specifications, or otherwise), or other engineering or technical matters. Such changes may be accomplished by a Change Order, if Owner and Contractor have agreed as to the effect, if any, of the changes on Contract Times or Contract Price; or by a Work Change Directive. Upon receipt of any such document, Contractor shall promptly proceed with the Work involved; or, in the case of a deletion in the Work, promptly cease construction activities with respect to such deleted Work. Added or revised Work shall be performed under the applicable conditions of the Contract Documents. Nothing in this paragraph shall obligate Contractor to undertake work that Contractor reasonably concludes cannot be performed in a manner consistent with Contractor's safety obligations under the Contract Documents or Laws and Regulations.

11.03 *Unauthorized Changes in the Work*

- A. Contractor shall not be entitled to an increase in the Contract Price or an extension of the Contract Times with respect to any work performed that is not required by the Contract Documents, as amended, modified, or supplemented, except in the case of an emergency as provided in Paragraph 7.15 or in the case of uncovering Work as provided in Paragraph 14.05.

11.04 *Change of Contract Price*

- A. The Contract Price may only be changed by a Change Order. Any Change Proposal for an adjustment in the Contract Price shall comply with the provisions of Paragraph 11.06. Any Claim for an adjustment of Contract Price shall comply with the provisions of Article 12.
- B. An adjustment in the Contract Price will be determined as follows:
1. where the Work involved is covered by unit prices contained in the Contract Documents, then by application of such unit prices to the quantities of the items involved (subject to the provisions of Paragraph 13.03); or
 2. where the Work involved is not covered by unit prices contained in the Contract Documents, then by a mutually agreed lump sum (which may include an allowance for overhead and profit not necessarily in accordance with Paragraph 11.04.C.2); or
 3. where the Work involved is not covered by unit prices contained in the Contract Documents and the parties do not reach mutual agreement to a lump sum, then on the basis of the Cost of the Work (determined as provided in Paragraph 13.01) plus a Contractor's fee for overhead and profit (determined as provided in Paragraph 11.04.C).
- C. *Contractor's Fee:* When applicable, the Contractor's fee for overhead and profit shall be determined as follows:
1. a mutually acceptable fixed fee; or
 2. if a fixed fee is not agreed upon, then a fee based on the following percentages of the various portions of the Cost of the Work:
 - a. for costs incurred under Paragraphs 13.01.B.1 and 13.01.B.2, the Contractor's fee shall be 15 percent;
 - b. for costs incurred under Paragraph 13.01.B.3, the Contractor's fee shall be five percent;
 - c. where one or more tiers of subcontracts are on the basis of Cost of the Work plus a fee and no fixed fee is agreed upon, the intent of Paragraphs 11.04.C.2.a and

11.04.C.2.b is that the Contractor's fee shall be based on: (1) a fee of 15 percent of the costs incurred under Paragraphs 13.01.A.1 and 13.01.A.2 by the Subcontractor that actually performs the Work, at whatever tier, and (2) with respect to Contractor itself and to any Subcontractors of a tier higher than that of the Subcontractor that actually performs the Work, a fee of five percent of the amount (fee plus underlying costs incurred) attributable to the next lower tier Subcontractor; provided, however, that for any such subcontracted work the maximum total fee to be paid by Owner shall be no greater than 27 percent of the costs incurred by the Subcontractor that actually performs the work;

- d. no fee shall be payable on the basis of costs itemized under Paragraphs 13.01.B.4, 13.01.B.5, and 13.01.C;
- e. the amount of credit to be allowed by Contractor to Owner for any change which results in a net decrease in cost will be the amount of the actual net decrease in cost plus a deduction in Contractor's fee by an amount equal to five percent of such net decrease; and
- f. when both additions and credits are involved in any one change, the adjustment in Contractor's fee shall be computed on the basis of the net change in accordance with Paragraphs 11.04.C.2.a through 11.04.C.2.e, inclusive.

11.05 *Change of Contract Times*

- A. The Contract Times may only be changed by a Change Order. Any Change Proposal for an adjustment in the Contract Times shall comply with the provisions of Paragraph 11.06. Any Claim for an adjustment in the Contract Times shall comply with the provisions of Article 12.
- B. An adjustment of the Contract Times shall be subject to the limitations set forth in Paragraph 4.05, concerning delays in Contractor's progress.

11.06 *Change Proposals*

- A. Contractor shall submit a Change Proposal to Engineer to request an adjustment in the Contract Times or Contract Price; appeal an initial decision by Engineer concerning the requirements of the Contract Documents or relating to the acceptability of the Work under the Contract Documents; contest a set-off against payment due; or seek other relief under the Contract. The Change Proposal shall specify any proposed change in Contract Times or Contract Price, or both, or other proposed relief, and explain the reason for the proposed change, with citations to any governing or applicable provisions of the Contract Documents.
 - 1. *Procedures:* Contractor shall submit each Change Proposal to Engineer promptly (but in no event later than 30 days) after the start of the event giving rise thereto, or after such initial decision. The Contractor shall submit supporting data, including the proposed change in Contract Price or Contract Time (if any), to the Engineer and Owner within 15 days after the submittal of the Change Proposal. The supporting data shall be accompanied by a written statement that the supporting data are accurate and complete, and that any requested time or price adjustment is the entire adjustment to which Contractor believes it is entitled as a result of said event. Engineer will advise Owner regarding the Change Proposal, and consider any comments or response from Owner regarding the Change Proposal.
 - 2. *Engineer's Action:* Engineer will review each Change Proposal and, within 30 days after receipt of the Contractor's supporting data, either deny the Change Proposal in whole,

approve it in whole, or deny it in part and approve it in part. Such actions shall be in writing, with a copy provided to Owner and Contractor. If Engineer does not take action on the Change Proposal within 30 days, then either Owner or Contractor may at any time thereafter submit a letter to the other party indicating that as a result of Engineer's inaction the Change Proposal is deemed denied, thereby commencing the time for appeal of the denial under Article 12.

3. *Binding Decision*: Engineer's decision will be final and binding upon Owner and Contractor, unless Owner or Contractor appeals the decision by filing a Claim under Article 12.
- B. *Resolution of Certain Change Proposals*: If the Change Proposal does not involve the design (as set forth in the Drawings, Specifications, or otherwise), the acceptability of the Work, or other engineering or technical matters, then Engineer will notify the parties that the Engineer is unable to resolve the Change Proposal. For purposes of further resolution of such a Change Proposal, such notice shall be deemed a denial, and Contractor may choose to seek resolution under the terms of Article 12.

11.07 *Execution of Change Orders*

- A. Owner and Contractor shall execute appropriate Change Orders covering:
1. changes in the Contract Price or Contract Times which are agreed to by the parties, including any undisputed sum or amount of time for Work actually performed in accordance with a Work Change Directive;
 2. changes in Contract Price resulting from an Owner set-off, unless Contractor has duly contested such set-off;
 3. changes in the Work which are: (a) ordered by Owner pursuant to Paragraph 11.02, (b) required because of Owner's acceptance of defective Work under Paragraph 14.04 or Owner's correction of defective Work under Paragraph 14.07, or (c) agreed to by the parties, subject to the need for Engineer's recommendation if the change in the Work involves the design (as set forth in the Drawings, Specifications, or otherwise), or other engineering or technical matters; and
 4. changes in the Contract Price or Contract Times, or other changes, which embody the substance of any final and binding results under Paragraph 11.06, or Article 12.
- B. If Owner or Contractor refuses to execute a Change Order that is required to be executed under the terms of this Paragraph 11.07, it shall be deemed to be of full force and effect, as if fully executed.

11.08 *Notification to Surety*

- A. If the provisions of any bond require notice to be given to a surety of any change affecting the general scope of the Work or the provisions of the Contract Documents (including, but not limited to, Contract Price or Contract Times), the giving of any such notice will be Contractor's responsibility. The amount of each applicable bond will be adjusted to reflect the effect of any such change.

ARTICLE 12 – CLAIMS**12.01 Claims**

- A. *Claims Process:* The following disputes between Owner and Contractor shall be submitted to the Claims process set forth in this Article:
1. Appeals by Owner or Contractor of Engineer’s decisions regarding Change Proposals;
 2. Owner demands for adjustments in the Contract Price or Contract Times, or other relief under the Contract Documents; and
 3. Disputes that Engineer has been unable to address because they do not involve the design (as set forth in the Drawings, Specifications, or otherwise), the acceptability of the Work, or other engineering or technical matters.
- B. *Submittal of Claim:* The party submitting a Claim shall deliver it directly to the other party to the Contract promptly (but in no event later than 30 days) after the start of the event giving rise thereto; in the case of appeals regarding Change Proposals within 30 days of the decision under appeal. The party submitting the Claim shall also furnish a copy to the Engineer, for its information only. The responsibility to substantiate a Claim shall rest with the party making the Claim. In the case of a Claim by Contractor seeking an increase in the Contract Times or Contract Price, or both, Contractor shall certify that the Claim is made in good faith, that the supporting data are accurate and complete, and that to the best of Contractor’s knowledge and belief the amount of time or money requested accurately reflects the full amount to which Contractor is entitled.
- C. *Review and Resolution:* The party receiving a Claim shall review it thoroughly, giving full consideration to its merits. The two parties shall seek to resolve the Claim through the exchange of information and direct negotiations. The parties may extend the time for resolving the Claim by mutual agreement. All actions taken on a Claim shall be stated in writing and submitted to the other party, with a copy to Engineer.
- D. *Mediation:*
1. At any time after initiation of a Claim, Owner and Contractor may mutually agree to mediation of the underlying dispute. The agreement to mediate shall stay the Claim submittal and response process.
 2. If Owner and Contractor agree to mediation, then after 60 days from such agreement, either Owner or Contractor may unilaterally terminate the mediation process, and the Claim submittal and decision process shall resume as of the date of the termination. If the mediation proceeds but is unsuccessful in resolving the dispute, the Claim submittal and decision process shall resume as of the date of the conclusion of the mediation, as determined by the mediator.
 3. Owner and Contractor shall each pay one-half of the mediator’s fees and costs.
- E. *Partial Approval:* If the party receiving a Claim approves the Claim in part and denies it in part, such action shall be final and binding unless within 30 days of such action the other party invokes the procedure set forth in Article 17 for final resolution of disputes.
- F. *Denial of Claim:* If efforts to resolve a Claim are not successful, the party receiving the Claim may deny it by giving written notice of denial to the other party. If the receiving party does not take action on the Claim within 90 days, then either Owner or Contractor may at any time thereafter submit a letter to the other party indicating that as a result of the inaction,

the Claim is deemed denied, thereby commencing the time for appeal of the denial. A denial of the Claim shall be final and binding unless within 30 days of the denial the other party invokes the procedure set forth in Article 17 for the final resolution of disputes.

- G. *Final and Binding Results*: If the parties reach a mutual agreement regarding a Claim, whether through approval of the Claim, direct negotiations, mediation, or otherwise; or if a Claim is approved in part and denied in part, or denied in full, and such actions become final and binding; then the results of the agreement or action on the Claim shall be incorporated in a Change Order to the extent they affect the Contract, including the Work, the Contract Times, or the Contract Price.

ARTICLE 13 – COST OF THE WORK; ALLOWANCES; UNIT PRICE WORK

13.01 *Cost of the Work*

- A. *Purposes for Determination of Cost of the Work*: The term Cost of the Work means the sum of all costs necessary for the proper performance of the Work at issue, as further defined below. The provisions of this Paragraph 13.01 are used for two distinct purposes:
1. To determine Cost of the Work when Cost of the Work is a component of the Contract Price, under cost-plus-fee, time-and-materials, or other cost-based terms; or
 2. To determine the value of a Change Order, Change Proposal, Claim, set-off, or other adjustment in Contract Price. When the value of any such adjustment is determined on the basis of Cost of the Work, Contractor is entitled only to those additional or incremental costs required because of the change in the Work or because of the event giving rise to the adjustment.
- B. *Costs Included*: Except as otherwise may be agreed to in writing by Owner, costs included in the Cost of the Work shall be in amounts no higher than those prevailing in the locality of the Project, shall not include any of the costs itemized in Paragraph 13.01.C, and shall include only the following items:
1. Payroll costs for employees in the direct employ of Contractor in the performance of the Work under schedules of job classifications agreed upon by Owner and Contractor. Such employees shall include, without limitation, superintendents, foremen, and other personnel employed full time on the Work. Payroll costs for employees not employed full time on the Work shall be apportioned on the basis of their time spent on the Work. Payroll costs shall include, but not be limited to, salaries and wages plus the cost of fringe benefits, which shall include social security contributions, unemployment, excise, and payroll taxes, workers' compensation, health and retirement benefits, bonuses, sick leave, and vacation and holiday pay applicable thereto. The expenses of performing Work outside of regular working hours, on Saturday, Sunday, or legal holidays, shall be included in the above to the extent authorized by Owner.
 2. Cost of all materials and equipment furnished and incorporated in the Work, including costs of transportation and storage thereof, and Suppliers' field services required in connection therewith. All cash discounts shall accrue to Contractor unless Owner deposits funds with Contractor with which to make payments, in which case the cash discounts shall accrue to Owner. All trade discounts, rebates, and refunds and returns from sale of surplus materials and equipment shall accrue to Owner, and Contractor shall make provisions so that they may be obtained.

3. Payments made by Contractor to Subcontractors for Work performed by Subcontractors. If required by Owner, Contractor shall obtain competitive bids from subcontractors acceptable to Owner and Contractor and shall deliver such bids to Owner, who will then determine, with the advice of Engineer, which bids, if any, will be acceptable. If any subcontract provides that the Subcontractor is to be paid on the basis of Cost of the Work plus a fee, the Subcontractor's Cost of the Work and fee shall be determined in the same manner as Contractor's Cost of the Work and fee as provided in this Paragraph 13.01.
4. Costs of special consultants (including but not limited to engineers, architects, testing laboratories, surveyors, attorneys, and accountants) employed for services specifically related to the Work.
5. Supplemental costs including the following:
 - a. The proportion of necessary transportation, travel, and subsistence expenses of Contractor's employees incurred in discharge of duties connected with the Work.
 - b. Cost, including transportation and maintenance, of all materials, supplies, equipment, machinery, appliances, office, and temporary facilities at the Site, and hand tools not owned by the workers, which are consumed in the performance of the Work, and cost, less market value, of such items used but not consumed which remain the property of Contractor.
 - c. Rentals of all construction equipment and machinery, and the parts thereof, whether rented from Contractor or others in accordance with rental agreements approved by Owner with the advice of Engineer, and the costs of transportation, loading, unloading, assembly, dismantling, and removal thereof. All such costs shall be in accordance with the terms of said rental agreements. The rental of any such equipment, machinery, or parts shall cease when the use thereof is no longer necessary for the Work.
 - d. Sales, consumer, use, and other similar taxes related to the Work, and for which Contractor is liable, as imposed by Laws and Regulations.
 - e. Deposits lost for causes other than negligence of Contractor, any Subcontractor, or anyone directly or indirectly employed by any of them or for whose acts any of them may be liable, and royalty payments and fees for permits and licenses.
 - f. Losses and damages (and related expenses) caused by damage to the Work, not compensated by insurance or otherwise, sustained by Contractor in connection with the performance of the Work (except losses and damages within the deductible amounts of property insurance established in accordance with Paragraph 6.05), provided such losses and damages have resulted from causes other than the negligence of Contractor, any Subcontractor, or anyone directly or indirectly employed by any of them or for whose acts any of them may be liable. Such losses shall include settlements made with the written consent and approval of Owner. No such losses, damages, and expenses shall be included in the Cost of the Work for the purpose of determining Contractor's fee.
 - g. The cost of utilities, fuel, and sanitary facilities at the Site.
 - h. Minor expenses such as communication service at the Site, express and courier services, and similar petty cash items in connection with the Work.

- i. The costs of premiums for all bonds and insurance that Contractor is required by the Contract Documents to purchase and maintain.
- C. *Costs Excluded:* The term Cost of the Work shall not include any of the following items:
- 1. Payroll costs and other compensation of Contractor's officers, executives, principals (of partnerships and sole proprietorships), general managers, safety managers, engineers, architects, estimators, attorneys, auditors, accountants, purchasing and contracting agents, expeditors, timekeepers, clerks, and other personnel employed by Contractor, whether at the Site or in Contractor's principal or branch office for general administration of the Work and not specifically included in the agreed upon schedule of job classifications referred to in Paragraph 13.01.B.1 or specifically covered by Paragraph 13.01.B.4. The payroll costs and other compensation excluded here are to be considered administrative costs covered by the Contractor's fee.
 - 2. Expenses of Contractor's principal and branch offices other than Contractor's office at the Site.
 - 3. Any part of Contractor's capital expenses, including interest on Contractor's capital employed for the Work and charges against Contractor for delinquent payments.
 - 4. Costs due to the negligence of Contractor, any Subcontractor, or anyone directly or indirectly employed by any of them or for whose acts any of them may be liable, including but not limited to, the correction of defective Work, disposal of materials or equipment wrongly supplied, and making good any damage to property.
 - 5. Other overhead or general expense costs of any kind and the costs of any item not specifically and expressly included in Paragraph 13.01.B.
- D. *Contractor's Fee:* When the Work as a whole is performed on the basis of cost-plus, Contractor's fee shall be determined as set forth in the Agreement. When the value of any Work covered by a Change Order, Change Proposal, Claim, set-off, or other adjustment in Contract Price is determined on the basis of Cost of the Work, Contractor's fee shall be determined as set forth in Paragraph 11.04.C.
- E. *Documentation:* Whenever the Cost of the Work for any purpose is to be determined pursuant to this Article 13, Contractor will establish and maintain records thereof in accordance with generally accepted accounting practices and submit in a form acceptable to Engineer an itemized cost breakdown together with supporting data.

13.02 Allowances

- A. It is understood that Contractor has included in the Contract Price all allowances so named in the Contract Documents and shall cause the Work so covered to be performed for such sums and by such persons or entities as may be acceptable to Owner and Engineer.
- B. *Cash Allowances:* Contractor agrees that:
 - 1. the cash allowances include the cost to Contractor (less any applicable trade discounts) of materials and equipment required by the allowances to be delivered at the Site, and all applicable taxes; and
 - 2. Contractor's costs for unloading and handling on the Site, labor, installation, overhead, profit, and other expenses contemplated for the cash allowances have been included in the Contract Price and not in the allowances, and no demand for additional payment on account of any of the foregoing will be valid.

- C. *Contingency Allowance*: Contractor agrees that a contingency allowance, if any, is for the sole use of Owner to cover unanticipated costs.
- D. Prior to final payment, an appropriate Change Order will be issued as recommended by Engineer to reflect actual amounts due Contractor on account of Work covered by allowances, and the Contract Price shall be correspondingly adjusted.

13.03 *Unit Price Work*

- A. Where the Contract Documents provide that all or part of the Work is to be Unit Price Work, initially the Contract Price will be deemed to include for all Unit Price Work an amount equal to the sum of the unit price for each separately identified item of Unit Price Work times the estimated quantity of each item as indicated in the Agreement.
- B. The estimated quantities of items of Unit Price Work are not guaranteed and are solely for the purpose of comparison of Bids and determining an initial Contract Price. Payments to Contractor for Unit Price Work will be based on actual quantities.
- C. Each unit price will be deemed to include an amount considered by Contractor to be adequate to cover Contractor's overhead and profit for each separately identified item.
- D. Engineer will determine the actual quantities and classifications of Unit Price Work performed by Contractor. Engineer will review with Contractor the Engineer's preliminary determinations on such matters before rendering a written decision thereon (by recommendation of an Application for Payment or otherwise). Engineer's written decision thereon will be final and binding (except as modified by Engineer to reflect changed factual conditions or more accurate data) upon Owner and Contractor, subject to the provisions of the following paragraph.
- E. Within 30 days of Engineer's written decision under the preceding paragraph, Contractor may submit a Change Proposal, or Owner may file a Claim, seeking an adjustment in the Contract Price if:
 1. the quantity of any item of Unit Price Work performed by Contractor differs materially and significantly from the estimated quantity of such item indicated in the Agreement;
 2. there is no corresponding adjustment with respect to any other item of Work; and
 3. Contractor believes that it is entitled to an increase in Contract Price as a result of having incurred additional expense or Owner believes that Owner is entitled to a decrease in Contract Price, and the parties are unable to agree as to the amount of any such increase or decrease.

ARTICLE 14 – TESTS AND INSPECTIONS; CORRECTION, REMOVAL OR ACCEPTANCE OF DEFECTIVE WORK

14.01 *Access to Work*

- A. Owner, Engineer, their consultants and other representatives and personnel of Owner, independent testing laboratories, and authorities having jurisdiction will have access to the Site and the Work at reasonable times for their observation, inspection, and testing. Contractor shall provide them proper and safe conditions for such access and advise them of Contractor's safety procedures and programs so that they may comply therewith as applicable.

14.02 *Tests, Inspections, and Approvals*

- A. Contractor shall give Engineer timely notice of readiness of the Work (or specific parts thereof) for all required inspections and tests, and shall cooperate with inspection and testing personnel to facilitate required inspections and tests.
- B. Owner shall retain and pay for the services of an independent inspector, testing laboratory, or other qualified individual or entity to perform all inspections and tests expressly required by the Contract Documents to be furnished and paid for by Owner, except that costs incurred in connection with tests or inspections of covered Work shall be governed by the provisions of Paragraph 14.05.
- C. If Laws or Regulations of any public body having jurisdiction require any Work (or part thereof) specifically to be inspected, tested, or approved by an employee or other representative of such public body, Contractor shall assume full responsibility for arranging and obtaining such inspections, tests, or approvals, pay all costs in connection therewith, and furnish Engineer the required certificates of inspection or approval.
- D. Contractor shall be responsible for arranging, obtaining, and paying for all inspections and tests required:
 1. by the Contract Documents, unless the Contract Documents expressly allocate responsibility for a specific inspection or test to Owner;
 2. to attain Owner's and Engineer's acceptance of materials or equipment to be incorporated in the Work;
 3. by manufacturers of equipment furnished under the Contract Documents;
 4. for testing, adjusting, and balancing of mechanical, electrical, and other equipment to be incorporated into the Work; and
 5. for acceptance of materials, mix designs, or equipment submitted for approval prior to Contractor's purchase thereof for incorporation in the Work.

Such inspections and tests shall be performed by independent inspectors, testing laboratories, or other qualified individuals or entities acceptable to Owner and Engineer.

- E. If the Contract Documents require the Work (or part thereof) to be approved by Owner, Engineer, or another designated individual or entity, then Contractor shall assume full responsibility for arranging and obtaining such approvals.
- F. If any Work (or the work of others) that is to be inspected, tested, or approved is covered by Contractor without written concurrence of Engineer, Contractor shall, if requested by Engineer, uncover such Work for observation. Such uncovering shall be at Contractor's expense unless Contractor had given Engineer timely notice of Contractor's intention to cover the same and Engineer had not acted with reasonable promptness in response to such notice.

14.03 *Defective Work*

- A. *Contractor's Obligation:* It is Contractor's obligation to assure that the Work is not defective.
- B. *Engineer's Authority:* Engineer has the authority to determine whether Work is defective, and to reject defective Work.

- C. *Notice of Defects*: Prompt notice of all defective Work of which Owner or Engineer has actual knowledge will be given to Contractor.
- D. *Correction, or Removal and Replacement*: Promptly after receipt of written notice of defective Work, Contractor shall correct all such defective Work, whether or not fabricated, installed, or completed, or, if Engineer has rejected the defective Work, remove it from the Project and replace it with Work that is not defective.
- E. *Preservation of Warranties*: When correcting defective Work, Contractor shall take no action that would void or otherwise impair Owner's special warranty and guarantee, if any, on said Work.
- F. *Costs and Damages*: In addition to its correction, removal, and replacement obligations with respect to defective Work, Contractor shall pay all claims, costs, losses, and damages arising out of or relating to defective Work, including but not limited to the cost of the inspection, testing, correction, removal, replacement, or reconstruction of such defective Work, fines levied against Owner by governmental authorities because the Work is defective, and the costs of repair or replacement of work of others resulting from defective Work. Prior to final payment, if Owner and Contractor are unable to agree as to the measure of such claims, costs, losses, and damages resulting from defective Work, then Owner may impose a reasonable set-off against payments due under Article 15.

14.04 *Acceptance of Defective Work*

- A. If, instead of requiring correction or removal and replacement of defective Work, Owner prefers to accept it, Owner may do so (subject, if such acceptance occurs prior to final payment, to Engineer's confirmation that such acceptance is in general accord with the design intent and applicable engineering principles, and will not endanger public safety). Contractor shall pay all claims, costs, losses, and damages attributable to Owner's evaluation of and determination to accept such defective Work (such costs to be approved by Engineer as to reasonableness), and for the diminished value of the Work to the extent not otherwise paid by Contractor. If any such acceptance occurs prior to final payment, the necessary revisions in the Contract Documents with respect to the Work shall be incorporated in a Change Order. If the parties are unable to agree as to the decrease in the Contract Price, reflecting the diminished value of Work so accepted, then Owner may impose a reasonable set-off against payments due under Article 15. If the acceptance of defective Work occurs after final payment, Contractor shall pay an appropriate amount to Owner.

14.05 *Uncovering Work*

- A. Engineer has the authority to require additional inspection or testing of the Work, whether or not the Work is fabricated, installed, or completed.
- B. If any Work is covered contrary to the written request of Engineer, then Contractor shall, if requested by Engineer, uncover such Work for Engineer's observation, and then replace the covering, all at Contractor's expense.
- C. If Engineer considers it necessary or advisable that covered Work be observed by Engineer or inspected or tested by others, then Contractor, at Engineer's request, shall uncover, expose, or otherwise make available for observation, inspection, or testing as Engineer may require, that portion of the Work in question, and provide all necessary labor, material, and equipment.

1. If it is found that the uncovered Work is defective, Contractor shall be responsible for all claims, costs, losses, and damages arising out of or relating to such uncovering, exposure, observation, inspection, and testing, and of satisfactory replacement or reconstruction (including but not limited to all costs of repair or replacement of work of others); and pending Contractor's full discharge of this responsibility the Owner shall be entitled to impose a reasonable set-off against payments due under Article 15.
2. If the uncovered Work is not found to be defective, Contractor shall be allowed an increase in the Contract Price or an extension of the Contract Times, or both, directly attributable to such uncovering, exposure, observation, inspection, testing, replacement, and reconstruction. If the parties are unable to agree as to the amount or extent thereof, then Contractor may submit a Change Proposal within 30 days of the determination that the Work is not defective.

14.06 *Owner May Stop the Work*

- A. If the Work is defective, or Contractor fails to supply sufficient skilled workers or suitable materials or equipment, or fails to perform the Work in such a way that the completed Work will conform to the Contract Documents, then Owner may order Contractor to stop the Work, or any portion thereof, until the cause for such order has been eliminated; however, this right of Owner to stop the Work shall not give rise to any duty on the part of Owner to exercise this right for the benefit of Contractor, any Subcontractor, any Supplier, any other individual or entity, or any surety for, or employee or agent of any of them.

14.07 *Owner May Correct Defective Work*

- A. If Contractor fails within a reasonable time after written notice from Engineer to correct defective Work, or to remove and replace rejected Work as required by Engineer, or if Contractor fails to perform the Work in accordance with the Contract Documents, or if Contractor fails to comply with any other provision of the Contract Documents, then Owner may, after seven days written notice to Contractor, correct or remedy any such deficiency.
- B. In exercising the rights and remedies under this Paragraph 14.07, Owner shall proceed expeditiously. In connection with such corrective or remedial action, Owner may exclude Contractor from all or part of the Site, take possession of all or part of the Work and suspend Contractor's services related thereto, and incorporate in the Work all materials and equipment stored at the Site or for which Owner has paid Contractor but which are stored elsewhere. Contractor shall allow Owner, Owner's representatives, agents and employees, Owner's other contractors, and Engineer and Engineer's consultants access to the Site to enable Owner to exercise the rights and remedies under this paragraph.
- C. All claims, costs, losses, and damages incurred or sustained by Owner in exercising the rights and remedies under this Paragraph 14.07 will be charged against Contractor as set-offs against payments due under Article 15. Such claims, costs, losses and damages will include but not be limited to all costs of repair, or replacement of work of others destroyed or damaged by correction, removal, or replacement of Contractor's defective Work.
- D. Contractor shall not be allowed an extension of the Contract Times because of any delay in the performance of the Work attributable to the exercise by Owner of Owner's rights and remedies under this Paragraph 14.07.

ARTICLE 15 – PAYMENTS TO CONTRACTOR; SET-OFFS; COMPLETION; CORRECTION PERIOD**15.01 Progress Payments**

- A. *Basis for Progress Payments:* The Schedule of Values established as provided in Article 2 will serve as the basis for progress payments and will be incorporated into a form of Application for Payment acceptable to Engineer. Progress payments on account of Unit Price Work will be based on the number of units completed during the pay period, as determined under the provisions of Paragraph 13.03. Progress payments for cost-based Work will be based on Cost of the Work completed by Contractor during the pay period.
- B. *Applications for Payments:*
1. At least 20 days before the date established in the Agreement for each progress payment (but not more often than once a month), Contractor shall submit to Engineer for review an Application for Payment filled out and signed by Contractor covering the Work completed as of the date of the Application and accompanied by such supporting documentation as is required by the Contract Documents. If payment is requested on the basis of materials and equipment not incorporated in the Work but delivered and suitably stored at the Site or at another location agreed to in writing, the Application for Payment shall also be accompanied by a bill of sale, invoice, or other documentation warranting that Owner has received the materials and equipment free and clear of all Liens, and evidence that the materials and equipment are covered by appropriate property insurance, a warehouse bond, or other arrangements to protect Owner's interest therein, all of which must be satisfactory to Owner.
 2. Beginning with the second Application for Payment, each Application shall include an affidavit of Contractor stating that all previous progress payments received on account of the Work have been applied on account to discharge Contractor's legitimate obligations associated with prior Applications for Payment.
 3. The amount of retainage with respect to progress payments will be as stipulated in the Agreement.
- C. *Review of Applications:*
1. Engineer will, within 10 days after receipt of each Application for Payment, including each resubmittal, either indicate in writing a recommendation of payment and present the Application to Owner, or return the Application to Contractor indicating in writing Engineer's reasons for refusing to recommend payment. In the latter case, Contractor may make the necessary corrections and resubmit the Application.
 2. Engineer's recommendation of any payment requested in an Application for Payment will constitute a representation by Engineer to Owner, based on Engineer's observations of the executed Work as an experienced and qualified design professional, and on Engineer's review of the Application for Payment and the accompanying data and schedules, that to the best of Engineer's knowledge, information and belief:
 - a. the Work has progressed to the point indicated;
 - b. the quality of the Work is generally in accordance with the Contract Documents (subject to an evaluation of the Work as a functioning whole prior to or upon Substantial Completion, the results of any subsequent tests called for in the Contract Documents, a final determination of quantities and classifications for

Unit Price Work under Paragraph 13.03, and any other qualifications stated in the recommendation); and

- c. the conditions precedent to Contractor's being entitled to such payment appear to have been fulfilled in so far as it is Engineer's responsibility to observe the Work.
3. By recommending any such payment Engineer will not thereby be deemed to have represented that:
 - a. inspections made to check the quality or the quantity of the Work as it has been performed have been exhaustive, extended to every aspect of the Work in progress, or involved detailed inspections of the Work beyond the responsibilities specifically assigned to Engineer in the Contract; or
 - b. there may not be other matters or issues between the parties that might entitle Contractor to be paid additionally by Owner or entitle Owner to withhold payment to Contractor.
 4. Neither Engineer's review of Contractor's Work for the purposes of recommending payments nor Engineer's recommendation of any payment, including final payment, will impose responsibility on Engineer:
 - a. to supervise, direct, or control the Work, or
 - b. for the means, methods, techniques, sequences, or procedures of construction, or the safety precautions and programs incident thereto, or
 - c. for Contractor's failure to comply with Laws and Regulations applicable to Contractor's performance of the Work, or
 - d. to make any examination to ascertain how or for what purposes Contractor has used the money paid on account of the Contract Price, or
 - e. to determine that title to any of the Work, materials, or equipment has passed to Owner free and clear of any Liens.
 5. Engineer may refuse to recommend the whole or any part of any payment if, in Engineer's opinion, it would be incorrect to make the representations to Owner stated in Paragraph 15.01.C.2.
 6. Engineer will recommend reductions in payment (set-offs) necessary in Engineer's opinion to protect Owner from loss because:
 - a. the Work is defective, requiring correction or replacement;
 - b. the Contract Price has been reduced by Change Orders;
 - c. Owner has been required to correct defective Work in accordance with Paragraph 14.07, or has accepted defective Work pursuant to Paragraph 14.04;
 - d. Owner has been required to remove or remediate a Hazardous Environmental Condition for which Contractor is responsible; or
 - e. Engineer has actual knowledge of the occurrence of any of the events that would constitute a default by Contractor and therefore justify termination for cause under the Contract Documents.

D. *Payment Becomes Due:*

1. Ten days after presentation of the Application for Payment to Owner with Engineer's recommendation, the amount recommended (subject to any Owner set-offs) will become due, and when due will be paid by Owner to Contractor.

E. *Reductions in Payment by Owner:*

1. In addition to any reductions in payment (set-offs) recommended by Engineer, Owner is entitled to impose a set-off against payment based on any of the following:
 - a. claims have been made against Owner on account of Contractor's conduct in the performance or furnishing of the Work, or Owner has incurred costs, losses, or damages on account of Contractor's conduct in the performance or furnishing of the Work, including but not limited to claims, costs, losses, or damages from workplace injuries, adjacent property damage, non-compliance with Laws and Regulations, and patent infringement;
 - b. Contractor has failed to take reasonable and customary measures to avoid damage, delay, disruption, and interference with other work at or adjacent to the Site;
 - c. Contractor has failed to provide and maintain required bonds or insurance;
 - d. Owner has been required to remove or remediate a Hazardous Environmental Condition for which Contractor is responsible;
 - e. Owner has incurred extra charges or engineering costs related to submittal reviews, evaluations of proposed substitutes, tests and inspections, or return visits to manufacturing or assembly facilities;
 - f. the Work is defective, requiring correction or replacement;
 - g. Owner has been required to correct defective Work in accordance with Paragraph 14.07, or has accepted defective Work pursuant to Paragraph 14.04;
 - h. the Contract Price has been reduced by Change Orders;
 - i. an event that would constitute a default by Contractor and therefore justify a termination for cause has occurred;
 - j. liquidated damages have accrued as a result of Contractor's failure to achieve Milestones, Substantial Completion, or final completion of the Work;
 - k. Liens have been filed in connection with the Work, except where Contractor has delivered a specific bond satisfactory to Owner to secure the satisfaction and discharge of such Liens;
 - l. there are other items entitling Owner to a set off against the amount recommended.
2. If Owner imposes any set-off against payment, whether based on its own knowledge or on the written recommendations of Engineer, Owner will give Contractor immediate written notice (with a copy to Engineer) stating the reasons for such action and the specific amount of the reduction, and promptly pay Contractor any amount remaining after deduction of the amount so withheld. Owner shall promptly pay Contractor the amount so withheld, or any adjustment thereto agreed to by Owner and Contractor, if Contractor remedies the reasons for such action. The reduction

imposed shall be binding on Contractor unless it duly submits a Change Proposal contesting the reduction.

3. Upon a subsequent determination that Owner's refusal of payment was not justified, the amount wrongfully withheld shall be treated as an amount due as determined by Paragraph 15.01.C.1 and subject to interest as provided in the Agreement.

15.02 *Contractor's Warranty of Title*

- A. Contractor warrants and guarantees that title to all Work, materials, and equipment furnished under the Contract will pass to Owner free and clear of (1) all Liens and other title defects, and (2) all patent, licensing, copyright, or royalty obligations, no later than seven days after the time of payment by Owner.

15.03 *Substantial Completion*

- A. When Contractor considers the entire Work ready for its intended use Contractor shall notify Owner and Engineer in writing that the entire Work is substantially complete and request that Engineer issue a certificate of Substantial Completion. Contractor shall at the same time submit to Owner and Engineer an initial draft of punch list items to be completed or corrected before final payment.
- B. Promptly after Contractor's notification, Owner, Contractor, and Engineer shall make an inspection of the Work to determine the status of completion. If Engineer does not consider the Work substantially complete, Engineer will notify Contractor in writing giving the reasons therefor.
- C. If Engineer considers the Work substantially complete, Engineer will deliver to Owner a preliminary certificate of Substantial Completion which shall fix the date of Substantial Completion. Engineer shall attach to the certificate a punch list of items to be completed or corrected before final payment. Owner shall have seven days after receipt of the preliminary certificate during which to make written objection to Engineer as to any provisions of the certificate or attached punch list. If, after considering the objections to the provisions of the preliminary certificate, Engineer concludes that the Work is not substantially complete, Engineer will, within 14 days after submission of the preliminary certificate to Owner, notify Contractor in writing that the Work is not substantially complete, stating the reasons therefor. If Owner does not object to the provisions of the certificate, or if despite consideration of Owner's objections Engineer concludes that the Work is substantially complete, then Engineer will, within said 14 days, execute and deliver to Owner and Contractor a final certificate of Substantial Completion (with a revised punch list of items to be completed or corrected) reflecting such changes from the preliminary certificate as Engineer believes justified after consideration of any objections from Owner.
- D. At the time of receipt of the preliminary certificate of Substantial Completion, Owner and Contractor will confer regarding Owner's use or occupancy of the Work following Substantial Completion, review the builder's risk insurance policy with respect to the end of the builder's risk coverage, and confirm the transition to coverage of the Work under a permanent property insurance policy held by Owner. Unless Owner and Contractor agree otherwise in writing, Owner shall bear responsibility for security, operation, protection of the Work, property insurance, maintenance, heat, and utilities upon Owner's use or occupancy of the Work.
- E. After Substantial Completion the Contractor shall promptly begin work on the punch list of items to be completed or corrected prior to final payment. In appropriate cases Contractor

may submit monthly Applications for Payment for completed punch list items, following the progress payment procedures set forth above.

- F. Owner shall have the right to exclude Contractor from the Site after the date of Substantial Completion subject to allowing Contractor reasonable access to remove its property and complete or correct items on the punch list.

15.04 *Partial Use or Occupancy*

- A. Prior to Substantial Completion of all the Work, Owner may use or occupy any substantially completed part of the Work which has specifically been identified in the Contract Documents, or which Owner, Engineer, and Contractor agree constitutes a separately functioning and usable part of the Work that can be used by Owner for its intended purpose without significant interference with Contractor's performance of the remainder of the Work, subject to the following conditions:
 1. At any time Owner may request in writing that Contractor permit Owner to use or occupy any such part of the Work that Owner believes to be substantially complete. If and when Contractor agrees that such part of the Work is substantially complete, Contractor, Owner, and Engineer will follow the procedures of Paragraph 15.03.A through E for that part of the Work.
 2. At any time Contractor may notify Owner and Engineer in writing that Contractor considers any such part of the Work substantially complete and request Engineer to issue a certificate of Substantial Completion for that part of the Work.
 3. Within a reasonable time after either such request, Owner, Contractor, and Engineer shall make an inspection of that part of the Work to determine its status of completion. If Engineer does not consider that part of the Work to be substantially complete, Engineer will notify Owner and Contractor in writing giving the reasons therefor. If Engineer considers that part of the Work to be substantially complete, the provisions of Paragraph 15.03 will apply with respect to certification of Substantial Completion of that part of the Work and the division of responsibility in respect thereof and access thereto.
 4. No use or occupancy or separate operation of part of the Work may occur prior to compliance with the requirements of Paragraph 6.05 regarding builder's risk or other property insurance.

15.05 *Final Inspection*

- A. Upon written notice from Contractor that the entire Work or an agreed portion thereof is complete, Engineer will promptly make a final inspection with Owner and Contractor and will notify Contractor in writing of all particulars in which this inspection reveals that the Work, or agreed portion thereof, is incomplete or defective. Contractor shall immediately take such measures as are necessary to complete such Work or remedy such deficiencies.

15.06 *Final Payment*

- A. *Application for Payment:*
 1. After Contractor has, in the opinion of Engineer, satisfactorily completed all corrections identified during the final inspection and has delivered, in accordance with the Contract Documents, all maintenance and operating instructions, schedules, guarantees, bonds, certificates or other evidence of insurance, certificates of

inspection, annotated record documents (as provided in Paragraph 7.11), and other documents, Contractor may make application for final payment.

2. The final Application for Payment shall be accompanied (except as previously delivered) by:
 - a. all documentation called for in the Contract Documents;
 - b. consent of the surety, if any, to final payment;
 - c. satisfactory evidence that all title issues have been resolved such that title to all Work, materials, and equipment has passed to Owner free and clear of any Liens or other title defects, or will so pass upon final payment.
 - d. a list of all disputes that Contractor believes are unsettled; and
 - e. complete and legally effective releases or waivers (satisfactory to Owner) of all Lien rights arising out of the Work, and of Liens filed in connection with the Work.
3. In lieu of the releases or waivers of Liens specified in Paragraph 15.06.A.2 and as approved by Owner, Contractor may furnish receipts or releases in full and an affidavit of Contractor that: (a) the releases and receipts include all labor, services, material, and equipment for which a Lien could be filed; and (b) all payrolls, material and equipment bills, and other indebtedness connected with the Work for which Owner might in any way be responsible, or which might in any way result in liens or other burdens on Owner's property, have been paid or otherwise satisfied. If any Subcontractor or Supplier fails to furnish such a release or receipt in full, Contractor may furnish a bond or other collateral satisfactory to Owner to indemnify Owner against any Lien, or Owner at its option may issue joint checks payable to Contractor and specified Subcontractors and Suppliers.

B. *Engineer's Review of Application and Acceptance:*

1. If, on the basis of Engineer's observation of the Work during construction and final inspection, and Engineer's review of the final Application for Payment and accompanying documentation as required by the Contract Documents, Engineer is satisfied that the Work has been completed and Contractor's other obligations under the Contract have been fulfilled, Engineer will, within ten days after receipt of the final Application for Payment, indicate in writing Engineer's recommendation of final payment and present the Application for Payment to Owner for payment. Such recommendation shall account for any set-offs against payment that are necessary in Engineer's opinion to protect Owner from loss for the reasons stated above with respect to progress payments. At the same time Engineer will also give written notice to Owner and Contractor that the Work is acceptable, subject to the provisions of Paragraph 15.07. Otherwise, Engineer will return the Application for Payment to Contractor, indicating in writing the reasons for refusing to recommend final payment, in which case Contractor shall make the necessary corrections and resubmit the Application for Payment.

C. *Completion of Work:* The Work is complete (subject to surviving obligations) when it is ready for final payment as established by the Engineer's written recommendation of final payment.

D. *Payment Becomes Due:* Thirty days after the presentation to Owner of the final Application for Payment and accompanying documentation, the amount recommended by Engineer

(less any further sum Owner is entitled to set off against Engineer's recommendation, including but not limited to set-offs for liquidated damages and set-offs allowed under the provisions above with respect to progress payments) will become due and shall be paid by Owner to Contractor.

15.07 *Waiver of Claims*

- A. The making of final payment will not constitute a waiver by Owner of claims or rights against Contractor. Owner expressly reserves claims and rights arising from unsettled Liens, from defective Work appearing after final inspection pursuant to Paragraph 15.05, from Contractor's failure to comply with the Contract Documents or the terms of any special guarantees specified therein, from outstanding Claims by Owner, or from Contractor's continuing obligations under the Contract Documents.
- B. The acceptance of final payment by Contractor will constitute a waiver by Contractor of all claims and rights against Owner other than those pending matters that have been duly submitted or appealed under the provisions of Article 17.

15.08 *Correction Period*

- A. If within one year after the date of Substantial Completion (or such longer period of time as may be prescribed by the terms of any applicable special guarantee required by the Contract Documents, or by any specific provision of the Contract Documents), any Work is found to be defective, or if the repair of any damages to the Site, adjacent areas that Contractor has arranged to use through construction easements or otherwise, and other adjacent areas used by Contractor as permitted by Laws and Regulations, is found to be defective, then Contractor shall promptly, without cost to Owner and in accordance with Owner's written instructions:
 1. correct the defective repairs to the Site or such other adjacent areas;
 2. correct such defective Work;
 3. if the defective Work has been rejected by Owner, remove it from the Project and replace it with Work that is not defective, and
 4. satisfactorily correct or repair or remove and replace any damage to other Work, to the work of others, or to other land or areas resulting therefrom.
- B. If Contractor does not promptly comply with the terms of Owner's written instructions, or in an emergency where delay would cause serious risk of loss or damage, Owner may have the defective Work corrected or repaired or may have the rejected Work removed and replaced. Contractor shall pay all claims, costs, losses, and damages (including but not limited to all fees and charges of engineers, architects, attorneys, and other professionals and all court or arbitration or other dispute resolution costs) arising out of or relating to such correction or repair or such removal and replacement (including but not limited to all costs of repair or replacement of work of others).
- C. In special circumstances where a particular item of equipment is placed in continuous service before Substantial Completion of all the Work, the correction period for that item may start to run from an earlier date if so provided in the Specifications.
- D. Where defective Work (and damage to other Work resulting therefrom) has been corrected or removed and replaced under this paragraph, the correction period hereunder with

respect to such Work will be extended for an additional period of one year after such correction or removal and replacement has been satisfactorily completed.

- E. Contractor's obligations under this paragraph are in addition to all other obligations and warranties. The provisions of this paragraph shall not be construed as a substitute for, or a waiver of, the provisions of any applicable statute of limitation or repose.

ARTICLE 16 – SUSPENSION OF WORK AND TERMINATION

16.01 *Owner May Suspend Work*

- A. At any time and without cause, Owner may suspend the Work or any portion thereof for a period of not more than 90 consecutive days by written notice to Contractor and Engineer. Such notice will fix the date on which Work will be resumed. Contractor shall resume the Work on the date so fixed. Contractor shall be entitled to an adjustment in the Contract Price or an extension of the Contract Times, or both, directly attributable to any such suspension. Any Change Proposal seeking such adjustments shall be submitted no later than 30 days after the date fixed for resumption of Work.

16.02 *Owner May Terminate for Cause*

- A. The occurrence of any one or more of the following events will constitute a default by Contractor and justify termination for cause:
1. Contractor's persistent failure to perform the Work in accordance with the Contract Documents (including, but not limited to, failure to supply sufficient skilled workers or suitable materials or equipment or failure to adhere to the Progress Schedule);
 2. Failure of Contractor to perform or otherwise to comply with a material term of the Contract Documents;
 3. Contractor's disregard of Laws or Regulations of any public body having jurisdiction; or
 4. Contractor's repeated disregard of the authority of Owner or Engineer.
- B. If one or more of the events identified in Paragraph 16.02.A occurs, then after giving Contractor (and any surety) ten days written notice that Owner is considering a declaration that Contractor is in default and termination of the contract, Owner may proceed to:
1. declare Contractor to be in default, and give Contractor (and any surety) notice that the Contract is terminated; and
 2. enforce the rights available to Owner under any applicable performance bond.
- C. Subject to the terms and operation of any applicable performance bond, if Owner has terminated the Contract for cause, Owner may exclude Contractor from the Site, take possession of the Work, incorporate in the Work all materials and equipment stored at the Site or for which Owner has paid Contractor but which are stored elsewhere, and complete the Work as Owner may deem expedient.
- D. Owner may not proceed with termination of the Contract under Paragraph 16.02.B if Contractor within seven days of receipt of notice of intent to terminate begins to correct its failure to perform and proceeds diligently to cure such failure.
- E. If Owner proceeds as provided in Paragraph 16.02.B, Contractor shall not be entitled to receive any further payment until the Work is completed. If the unpaid balance of the Contract Price exceeds the cost to complete the Work, including all related claims, costs,

losses, and damages (including but not limited to all fees and charges of engineers, architects, attorneys, and other professionals) sustained by Owner, such excess will be paid to Contractor. If the cost to complete the Work including such related claims, costs, losses, and damages exceeds such unpaid balance, Contractor shall pay the difference to Owner. Such claims, costs, losses, and damages incurred by Owner will be reviewed by Engineer as to their reasonableness and, when so approved by Engineer, incorporated in a Change Order. When exercising any rights or remedies under this paragraph, Owner shall not be required to obtain the lowest price for the Work performed.

- F. Where Contractor's services have been so terminated by Owner, the termination will not affect any rights or remedies of Owner against Contractor then existing or which may thereafter accrue, or any rights or remedies of Owner against Contractor or any surety under any payment bond or performance bond. Any retention or payment of money due Contractor by Owner will not release Contractor from liability.
- G. If and to the extent that Contractor has provided a performance bond under the provisions of Paragraph 6.01.A, the provisions of that bond shall govern over any inconsistent provisions of Paragraphs 16.02.B and 16.02.D.

16.03 *Owner May Terminate For Convenience*

- A. Upon seven days written notice to Contractor and Engineer, Owner may, without cause and without prejudice to any other right or remedy of Owner, terminate the Contract. In such case, Contractor shall be paid for (without duplication of any items):
 1. completed and acceptable Work executed in accordance with the Contract Documents prior to the effective date of termination, including fair and reasonable sums for overhead and profit on such Work;
 2. expenses sustained prior to the effective date of termination in performing services and furnishing labor, materials, or equipment as required by the Contract Documents in connection with uncompleted Work, plus fair and reasonable sums for overhead and profit on such expenses; and
 3. other reasonable expenses directly attributable to termination, including costs incurred to prepare a termination for convenience cost proposal.
- B. Contractor shall not be paid on account of loss of anticipated overhead, profits, or revenue, or other economic loss arising out of or resulting from such termination.

16.04 *Contractor May Stop Work or Terminate*

- A. If, through no act or fault of Contractor, (1) the Work is suspended for more than 90 consecutive days by Owner or under an order of court or other public authority, or (2) Engineer fails to act on any Application for Payment within 30 days after it is submitted, or (3) Owner fails for 30 days to pay Contractor any sum finally determined to be due, then Contractor may, upon seven days written notice to Owner and Engineer, and provided Owner or Engineer do not remedy such suspension or failure within that time, terminate the contract and recover from Owner payment on the same terms as provided in Paragraph 16.03.
- B. In lieu of terminating the Contract and without prejudice to any other right or remedy, if Engineer has failed to act on an Application for Payment within 30 days after it is submitted, or Owner has failed for 30 days to pay Contractor any sum finally determined to be due, Contractor may, seven days after written notice to Owner and Engineer, stop the

Work until payment is made of all such amounts due Contractor, including interest thereon. The provisions of this paragraph are not intended to preclude Contractor from submitting a Change Proposal for an adjustment in Contract Price or Contract Times or otherwise for expenses or damage directly attributable to Contractor's stopping the Work as permitted by this paragraph.

ARTICLE 17 – FINAL RESOLUTION OF DISPUTES

17.01 *Methods and Procedures*

- A. *Disputes Subject to Final Resolution:* The following disputed matters are subject to final resolution under the provisions of this Article:
1. A timely appeal of an approval in part and denial in part of a Claim, or of a denial in full; and
 2. Disputes between Owner and Contractor concerning the Work or obligations under the Contract Documents, and arising after final payment has been made.
- B. *Final Resolution of Disputes:* For any dispute subject to resolution under this Article, Owner or Contractor may:
1. elect in writing to invoke the dispute resolution process provided for in the Supplementary Conditions; or
 2. agree with the other party to submit the dispute to another dispute resolution process; or
 3. if no dispute resolution process is provided for in the Supplementary Conditions or mutually agreed to, give written notice to the other party of the intent to submit the dispute to a court of competent jurisdiction.

ARTICLE 18 – MISCELLANEOUS

18.01 *Giving Notice*

- A. Whenever any provision of the Contract Documents requires the giving of written notice, it will be deemed to have been validly given if:
1. delivered in person, by a commercial courier service or otherwise, to the individual or to a member of the firm or to an officer of the corporation for which it is intended; or
 2. delivered at or sent by registered or certified mail, postage prepaid, to the last business address known to the sender of the notice.

18.02 *Computation of Times*

- A. When any period of time is referred to in the Contract by days, it will be computed to exclude the first and include the last day of such period. If the last day of any such period falls on a Saturday or Sunday or on a day made a legal holiday by the law of the applicable jurisdiction, such day will be omitted from the computation.

18.03 *Cumulative Remedies*

- A. The duties and obligations imposed by these General Conditions and the rights and remedies available hereunder to the parties hereto are in addition to, and are not to be construed in any way as a limitation of, any rights and remedies available to any or all of

them which are otherwise imposed or available by Laws or Regulations, by special warranty or guarantee, or by other provisions of the Contract. The provisions of this paragraph will be as effective as if repeated specifically in the Contract Documents in connection with each particular duty, obligation, right, and remedy to which they apply.

18.04 *Limitation of Damages*

- A. With respect to any and all Change Proposals, Claims, disputes subject to final resolution, and other matters at issue, neither Owner nor Engineer, nor any of their officers, directors, members, partners, employees, agents, consultants, or subcontractors, shall be liable to Contractor for any claims, costs, losses, or damages sustained by Contractor on or in connection with any other project or anticipated project.

18.05 *No Waiver*

- A. A party's non-enforcement of any provision shall not constitute a waiver of that provision, nor shall it affect the enforceability of that provision or of the remainder of this Contract.

18.06 *Survival of Obligations*

- A. All representations, indemnifications, warranties, and guarantees made in, required by, or given in accordance with the Contract, as well as all continuing obligations indicated in the Contract, will survive final payment, completion, and acceptance of the Work or termination or completion of the Contract or termination of the services of Contractor.

18.07 *Controlling Law*

- A. This Contract is to be governed by the law of the state in which the Project is located.

18.08 *Headings*

- A. Article and paragraph headings are inserted for convenience only and do not constitute parts of these General Conditions.

**RD SUPPLEMENTARY GENERAL CONDITIONS TO EJCDC
GENERAL CONDITIONS**

RD SUPPLEMENTAL GENERAL CONDITIONS TO EJCDC GENERAL CONDITIONS

These Supplementary General Conditions amend or supplement the Standard General Conditions of the Construction Contract, EJCDC® C-700 (2013 Edition). All provisions that are not so amended or supplemented remain in full force and effect.

These revisions to the General Conditions are requirements of the funding agency, USDA Rural Development Utilities Service, and are applied in conjunction with the GRW Supplemental General Conditions.

The terms used in these Supplementary General Conditions have the meanings stated in the General Conditions. Additional terms used in these Supplementary General Conditions have the meanings stated below, which are applicable to both the singular and plural thereof.

The address system used in these Supplementary General Conditions is the same as the address system used in the General Conditions, with the prefix "SGC" added thereto.

SGC-1.01.A.8.

Add the following language to the end of Paragraph 1.01.A.8:

The Change Order form to be used on this Project is EJCDC No. C-941. Agency approval is required before Change Orders are effective.

SGC-1.01.

Add the following language at the end of the last sentence of Paragraph 1.01.A.48:

A Work Change Directive cannot change Contract Price or Contract Times without a subsequent Change Order.

SGC-1.01.

Add the following new Paragraph after Paragraph 1.01.A.48:

49. *Abnormal Weather Conditions* – Conditions of extreme or unusual weather for a given region, elevation, or season as determined by Engineer. Extreme or unusual weather that is typical for a given region, elevation, or season should not be considered Abnormal Weather Conditions.

SGC-1.01

Add the following new Paragraph after Paragraph 1.01.A.49:

50. *Agency* - The Project is financed in whole or in part by USDA Rural Utilities Service pursuant to the Consolidated Farm and Rural Development Act (7 USC Section 1921 et seq.). The Rural Utilities Service programs are administered through the USDA Rural Development offices; therefore, the Agency for these documents is USDA Rural Development.

Add the following new Paragraph after Paragraph 1.01.A.50:

51. *Manufacturer's Certification Letter (Exhibit D)* is documentation provided by the manufacturer, supplier, distributor, vendor, fabricator, etc. to various entities stating that the AIS products to be used in the project are produced in the U.S. in accordance with the AIS requirements.

Add the following new Paragraph after Paragraph 1.01.A.51:

52. "AIS refers to requirements mandated by Section 746 Title VII of the Consolidated Appropriations Act of 2017 and any subsequent statutes mandating domestic preference. "Iron and Steel Products" is defined in Section I.b.2.

SGC-2.02

Delete Paragraph 2.02.A in its entirety and insert the following new paragraph in its place:

- A. Owner shall furnish to Contractor five copies of conformed Contract Documents incorporating and integrating all Addenda and any amendments negotiated prior to the Effective Date of the Contract (including one fully executed counterpart of the Agreement), and one copy in electronic portable document format (PDF). Additional printed copies of the conformed Contract Documents will be furnished upon request at the cost of reproduction.

SGC-4.01

Delete the following sentence from Paragraph 4.01A:

In no event will the Contract Times commence to run later than the ninetieth day after the day of Bid opening or the thirtieth day after the Effective Date of the Agreement, whichever date is earlier.

SGC-4.05

Replace the phrase "abnormal weather conditions" from Paragraph 4.05.C.2 and replace with "Abnormal Weather Conditions"

SGC-5.03

Add the following new paragraph after Paragraph 5.03B:

If any geotechnical exploration for the project was performed and reported, said report will be included as an Appendix. The geotechnical report shall be used as a reference and all recommendations included therein shall be followed in full.

SGC-5.06

Add the following new paragraph immediately after Paragraph 5.06.A.2:

3. If any Hazardous Conditions were reported, said report will be included as an Appendix.

SGC-6.03

Add the following paragraphs after Paragraph 6.03.J:

- K. The insurance required by this Paragraph shall include specific coverage and be written for not less than the limits of liability and coverages tabulated in the prototype Certificate of Insurance included as Section 00 62 16, or as required by law, whichever is greater.

SGC 7.03

Add Sentence "all iron and steel must meet AIS requirements"

SGC-7.04

Amend the third sentence of Paragraph 7.04.A by deleting the following words:

Unless the specification or description contains or is followed by words reading that no like, equivalent or "or-equal" item is permitted

SGC-7.04

Amend the last sentence of Paragraph 7.04.A.1.a.3 by striking out "and", and adding a period at the end of said paragraph.

SGC-7.04

Delete Paragraph 7.04.A.1.a.4 in its entirety and insert the following in its place:

(Deleted)

SGC 7.04.B.1

Contractor shall include the Manufacturer's Certification Letter (Exhibit D) for compliance with AIS requirements to support data, if applicable. In addition, Contractor shall maintain an updated AIS Materials List (Exhibit J), to ensure that for de minimis waiver, cost is less than 5% of total materials cost for project and for minor components waiver, the cost of the non-domestically produced component is less than 5% of the total materials cost of the product." An excel version that will compute all totals can be obtained from the RD State Office that can be used as a working copy.

SGC 7.05.A.3.a4:

- 4) comply with AIS by providing the Manufacturer's Certification Letter (Exhibit D), if applicable.

SGC-7.06

Amend Paragraph 7.06.A by adding the following text to the end of the Paragraph:

The contractor shall not award work valued at more than fifty percent of the Contract Price to Subcontractor(s).

SGC-7.06

Delete Paragraph 7.06.B in its entirety and insert the following in its place.

(Deleted)

SGC-7.06

Amend the second sentence of Paragraph 7.06.E by striking out "Owner may also require Contractor to retain specific replacements; provided, however, that".

SGC 7.11.A

Modify by inserting the following after "written interpretations and clarifications,";
"Manufacturer's Certification Letter (Exhibit D) is documentation provided by the manufacturer, supplier, distributor, vendor, fabricator, etc. to various entities stating that the iron and steel products to be used in the project are produced in the U.S. in accordance with AIS requirements.

SGC 7.16.A.1.e:

e. obtain the Manufacturer's Certification Letter (Exhibit D) for any item in the submittal subject to AIS requirements and include the certificate in the submittal.

SGC 7.16.D.9:

Engineer's review and approval of shop drawings or sample shall include review of compliance with AIS requirements, as applicable."

SGC 7.17.E:

Contractor shall certify upon substantial completion that all work and materials has complied with AIS requirements as mandated and any subsequent statutes mandating domestic preference. Contractor shall provide Contractor's Certification Letter (Exhibit C) to Owner.

SGC 10.10.A:

A: Services required to determine and certify that, to the best of the Engineer's knowledge and belief, all iron and steel products referenced in the engineering analysis, the plans, specifications, bidding documents, and associated bid addenda requiring design revisions are either produced in

the U.S. or are the subject of an approved waiver. Services required to determine, to the best of the Engineer's knowledge and belief, that approved substitutes, equals, and all iron and steel products proposed in the shop drawings, change orders, and partial pay estimates are either produced in the U.S. or are the subject of an approved waiver under the Consolidate Appropriations Act of 2017.

SGC-10.03.A.

The Duties, Responsibilities, and Limitations of Authority of the Resident Project Representative will be as stated in the document attached to these Supplementary General Conditions.

SGC11.06.A.1:

Modify by inserting the following sentence after "within 15 days after the submittal of the change proposal..." "Include supporting data (project name, name of manufacturer, city and state where the product was manufactured, description of product, signature of authorized manufacturer's representative) in the Manufacturer's Certification Letter (Exhibit D), as applicable."

SGC-11.07

Add the following new paragraph immediately after Paragraph 11.07B:

11.07.C All Contract Change Orders must be concurred in by Agency before they are effective.

SGC-13.02

Delete Paragraph 13.02.C in its entirety and insert the following in its place:

(Deleted)

SGC14.03G:

Installation of materials that are non-compliant with AIS requirements shall be considered defective work.

SGC-15.01

Amend the second sentence of Paragraph 15.01B.1 by striking out the following text: "a bill of sale, invoice or other".

SGC-15.01**Add the following new paragraph after Paragraph 15.01.B.3:**

4. The Application for Payment form to be used on this Project is EJDC No. C-620. The Agency must approve all Applications for Payment before payment is made.

SGC-15.01**Add the following language at the end of Paragraph 15.01.B.3:**

No payments will be made that would deplete the retainage, place in escrow any funds that are required for retainage, or invest the retainage for the benefit of the Contractor.

SGC 15.01.B.4:

"4. By submitting materials for payment, Contractor is certifying that the submitted materials are compliant with AIS requirements. Manufacturers' Certification letter for Materials satisfy this certification. Refer to Manufacturer's Certification Letter provided in these Contract Documents.

SGC-15.01**Delete Paragraph 15.01.D.1 in its entirety and insert the following in its place:**

The Application for Payment with Engineer's recommendations will be presented to the Owner and Agency for consideration. If both Owner and Agency find the Application for Payment acceptable, the recommended amount less any reduction under the provisions of Paragraph 15.01.E will become due twenty (20) days after the Application for Payment is presented to the Owner, and the Owner will make payment to the Contractor.

SGC-15.02

Amend Paragraph 15.02.A by striking out the following text: "no later than seven days after the time of payment by Owner" and inserting "no later than the time of payment by the Owner.":

SGC 15.01.D.2:

An updated AIS Materials List (See Exhibit J) included in these contract documents must be dated and signed and submitted with each pay request prior to payment being authorized. An excel version that will compute all totals can be obtained from the RD State Office that can be used as a working copy.

SGC 15.01.C.2d:

"d. The materials presented for payment comply with AIS requirements.

SGC 15.03.A:

Modify by adding the following "Services required to determine and certify that, to the best of the Contractor's knowledge and belief, all substitutes, equals, and iron and steel products proposed in the shop drawings, change orders, and partial payment estimates are produced in the U.S. or are the subject of an approved waiver. Services required to certify that, to the best of the Contractor's knowledge, all those products installed for the project are either produced in the U.S. or are the subject of an approved waiver.

SGC-18.11

Add the following new paragraph after Paragraph 18.10:

18.11 *Tribal Sovereignty.*

- A. No provision of this Agreement will be construed by any of the signatories as abridging or debilitating any sovereign powers of the named Tribe; affecting the trust-beneficiary relationship between the Secretary of the Interior, Tribe and Indian landowner(s); or interfering with the government-to government relationship between the United States and the Tribe.

SGC-19 Add a new Article 19, "Federal Requirements," after Article 18.

SGC-19.01

Add the following language at the beginning of Article 18 with the title "Agency Not a Party."

- A. This Contract is expected to be funded in part with funds provided by Agency. Neither Agency, nor any of its departments, entities, or employees is a party to this Contract.

SGC-19.02

Add the following language after Article 19.01.A with the title "Contract Approval."

- A. Owner and Contractor will furnish Owner's attorney such evidence as required so that Owner's attorney can complete and execute the following "Certificate of Owner's Attorney" (Exhibit F) before Owner submits the executed Contract Documents to Agency for approval.
- B. Concurrence by Agency in the award of the Contract is required before the Contract is effective.

SC 19.03

Add the following language after Article 19.02.B with the title "Conflict of Interest."

- A. Contractor may not knowingly contract with a supplier or manufacturer if the individual or entity who prepared the plans and specifications has a corporate or financial affiliation with the supplier or manufacturer. Owner's officers, employees, or agents shall not engage in the award or administration of this Contract if a conflict of interest, real or apparent, would be involved. Such a conflict would arise when: (i) the employee, officer or agent; (ii) any member of their immediate family; (iii) their partner or (iv) an organization that employs, or is about to employ, any of the above, has a financial interest in Contractor. Owner's officers, employees, or agents shall neither solicit nor accept gratuities, favors or anything of monetary value from Contractor or subcontractors.

SC-19.04**Add the following language after Article 19.03.A with the title "Gratuities."**

- A. If Owner finds after a notice and hearing that Contractor, or any of Contractor's agents or representatives, offered or gave gratuities (in the form of entertainment, gifts, or otherwise) to any official, employee, or agent of Owner or Agency in an attempt to secure this Contract or favorable treatment in awarding, amending, or making any determinations related to the performance of this Contract, Owner may, by written notice to Contractor, terminate this Contract. Owner may also pursue other rights and remedies that the law or this Contract provides. However, the existence of the facts on which Owner bases such findings shall be an issue and may be reviewed in proceedings under the dispute resolution provisions of this Contract.
- B. In the event this Contract is terminated as provided in paragraph 19.04.A, Owner may pursue the same remedies against Contractor as it could pursue in the event of a breach of this Contract by Contractor. As a penalty, in addition to any other damages to which it may be entitled by law, Owner may pursue exemplary damages in an amount (as determined by Owner) which shall not be less than three nor more than ten times the costs Contractor incurs in providing any such gratuities to any such officer or employee.

SC-19.05**Add the following language after Article 19.04.B with the title "Audit and Access to Records."**

- A. Owner, Agency, the Comptroller General of the United States, or any of their duly authorized representatives, shall have access to any books, documents, papers, and records of the Engineer which are pertinent to the Agreement, for the purpose of making audits, examinations, excerpts, and transcriptions. Engineer shall maintain all required records for three years after final payment is made and all other pending matters are closed.

SC-19.06**Add the following language after Article 18.05.A with the title "Small, Minority and Women's Businesses."**

- A. If Contractor intends to let any subcontracts for a portion of the work, Contractor shall take affirmative steps to assure that small, minority and women's businesses are used when possible as sources of supplies, equipment, construction, and services. Affirmative steps shall consist of: (1) including qualified small, minority and women's businesses on solicitation lists; (2) assuring that small, minority and women's businesses are solicited whenever they are potential sources; (3) dividing total requirements when economically feasible, into small tasks or quantities to permit maximum participation of small, minority, and women's businesses; (4) establishing delivery schedules, where the requirements of the work permit, which will encourage participation by small, minority and women's businesses; (5) using the services and assistance of the Small Business Administration and the Minority Business Development Agency of the U.S. Department of Commerce; (6) requiring each party to a subcontract to take the affirmative steps of this section; and (7) Contractor is encouraged to procure goods and services from labor surplus area firms.

SGC-19.07 Add the following after Article 19.06.A with the title "Anti-Kickback."

- A. Contractor shall comply with the Copeland Anti-Kickback Act (18 USC 874 and 40 USC 276c) as supplemented by Department of Labor regulations (29 CFR Part 3, "Contractors and Subcontractors on Public Buildings or Public Works Financed in Whole or in Part by Loans or Grants of the United States"). The Act provides that Contractor or subcontractor shall be prohibited from inducing, by any means, any person employed in the construction, completion, or repair of public facilities, to give up any part of the compensation to which they are otherwise entitled. Owner shall report all suspected or reported violations to Agency.

SGC-19.08

Add the following after Article 19.07.A with the title "Clean Air and Pollution Control Acts."

- A. If this Contract exceeds \$100,000, Compliance with all applicable standards, orders, or requirements issued under section 306 of the Clean Air Act (42 U.S.C. 1857(h) and 42 USC 7401et. seq.), section 508 of the Clean Water Act (33 U.S.C. 1368) and Federal Water Pollution Control Act (33 USC 1251 et seq.), Executive Order 11738, and Environmental Protection Agency regulations (40 CFR part 15) is required. Contractor will report violations to the Agency and the Regional Office of the EPA.

SGC-19.09

Add the following after Article 19.08 with the title "State Energy Policy."

- A. Contractor shall comply with the Energy Policy and Conservation Act (P.L. 94-163). Mandatory standards and policies relating to energy efficiency, contained in any applicable State Energy Conservation Plan, shall be utilized.

SGC-19.10 Add the following after Article 19.09 with the title "Equal Opportunity Requirements."

- A. If this Contract exceeds \$10,000, Contractor shall comply with Executive Order 11246, "Equal Employment Opportunity," as amended by Executive Order 11375, "Amending Executive Order 11246 Relating to Equal Employment Opportunity," and as supplemented

by regulations at 41 CFR part 60, "Office of Federal Contract Compliance Programs, Equal Employment Opportunity, Department of Labor."

- B. Contractor's compliance with Executive Order 11246 shall be based on its implementation of the Equal Opportunity Clause, specific affirmative active obligations required by the Standard Federal Equal Employment Opportunity Construction Contract Specifications, as set forth in 41 CFR Part 60-4 and its efforts to meet the goals established for the geographical area where the Contract is to be performed. The hours of minority and female employment and training must be substantially uniform throughout the length of the Contract, and in each trade, and Contractor shall make a good faith effort to employ minorities and women evenly on each of its projects. The transfer of minority or female employees or trainees from Contractor to Contractor or from project to project for the sole purpose of meeting Contractor's goals shall be a violation of the Contract, the Executive Order, and the regulations in 41 CFR Part 60-4. Compliance with the goals will be measured against the total work hours performed.
- C. Contractor shall provide written notification to the Director of the Office of Federal Contract Compliance Programs within 10 working days of award of any construction subcontract in excess of \$10,000 at any tier for construction work under the Contract resulting from this solicitation. The notification shall list the name, address, and telephone number of the subcontractor; employer identification number; estimated dollar amount of subcontract; estimated starting and completion dates of the subcontract; and the geographical area in which the Contract is to be performed.

SGC-19.11

Add the following after Article 19.10.C:

19.11 Restrictions on Lobbying.

- A. Contractor and each subcontractor shall comply with Restrictions on Lobbying (Public Law 101-121, Section 319) as supplemented by applicable Agency regulations. This Law applies to the recipients of contracts and subcontracts that exceed \$100,000 at any tier under a Federal loan that exceeds \$150,000 or a Federal grant that exceeds \$100,000. If applicable, Contractor must complete a certification form on lobbying activities related to a specific Federal loan or grant that is a funding source for this Contract. Each tier certifies to the tier above that it will not and has not used Federal appropriated funds to pay any person or organization for influencing or attempting to influence an officer or employee of any agency, a member of Congress, or an employee of a member of Congress in connection with obtaining any Federal contract, grant, or any other award covered by 31 USC 1352. Each tier shall disclose any lobbying with non-Federal funds that takes place in connection with obtaining any Federal award. Certifications and disclosures are forwarded from tier to tier up to the Owner. Necessary certification and disclosure forms shall be provided by Owner.

SGC-19.12

Add the following after Article 19.11.A :

19.12 Environmental Requirements.

When constructing a project involving trenching and/or other related earth excavations, Contractor shall

comply with the following environmental constraints:

- A. Wetlands – When disposing of excess, spoil, or other construction materials on public or private property, Contractor shall not fill in or otherwise convert wetlands.
- B. Floodplains – When disposing of excess, spoil, or other construction materials on public or private property, Contractor shall not fill in or otherwise convert 100 year floodplain areas delineated on the latest Federal Emergency Management Agency Floodplain Maps, or other appropriate maps, i.e., alluvial soils on NRCS Soil Survey Maps.
- C. Historic Preservation – Any excavation by Contractor that uncovers an historical or archaeological artifact shall be immediately reported to Owner and a representative of Agency. Construction shall be temporarily halted pending the notification process and further directions issued by Agency after consultation with the State Historic Preservation Officer (SHPO).
- D. Endangered Species – Contractor shall comply with the Endangered Species Act, which provides for the protection of endangered and/or threatened species and critical habitat. Should any evidence of the presence of endangered and/or threatened species or their critical habitat be brought to the attention of Contractor, Contractor will immediately report this evidence to Owner and a representative of Agency. Construction shall be temporarily halted pending the notification process and further directions issued by Agency after consultation with the U.S. Fish and Wildlife Service.
- E. Mitigation Measures – If the project had an Environmental Report, Environmental Assessment, or Environmental Impact Statement to meet the requirements of the National Environmental Policy Act, compliance with the mitigation measures, if any, in that document are hereby included as a condition of this contract.

SGC19.14:

Section 746 of Title VII of the Consolidated Appropriations Act of 2017 (Division A- Agriculture, Rural Development, Food and Drug Administration, and Related Agencies Appropriations Act, 2017) and any subsequent statutes mandating domestic preference applies in AIS requirement to this project. All iron and steel products used in this project must be produced in the U.S.

The term "iron and steel products" is defined in Section

1.b.2. The de minimis and minor components waivers {add project specific waivers as applicable} apply to this contract."

SGC 19.15: add Definitions:

"ASSISTANCE RECIPIENT" IS THE ENTITY THAT RECEIVED FUNDING ASSISTANCE FROM PROGRAMS REQUIRED TO COMPLY WITH AIS REQUIREMENTS IN THE CONSOLIDATED APPROPRIATIONS ACT OF 2017 AND ANY SUBSEQUENT STATUTES MANDATING DOMESTIC PREFERENCE. THIS TERM INCLUDES OWNER AND/OR APPLICANT.

"CERTIFICATIONS" MEANS THE FOLLOWING:

- *Manufacturers'* certification is the documentation provided by the manufacturer or fabricator to various entities stating that the iron and steel products to be used in the project are produced in the U.S. in accordance with AIS requirements. If items are purchased via a supplier, distributor, vendor, etc. vs. direct from the manufacturer or fabricator directly, then the supplier, distributor, vendor, etc. will be responsible for obtaining and providing these certification letters to the parties purchasing the product.
- *Engineer's* certification is documentation that plans, specifications, and bidding documents comply with AIS.
- *Contractors'* certification is documentation submitted upon substantial completion of the project that all iron and steel products installed were produced in the U.S.

"COATING" MEANS A COVERING THAT IS APPLIED TO THE SURFACE OF AN OBJECT. IF A COATING IS APPLIED TO THE EXTERNAL SURFACE OF A DOMESTIC IRON OR STEEL COMPONENT, AND THE APPLICATION TAKES PLACE OUTSIDE OF THE U.S., SAID PRODUCT WILL BE CONSIDERED A COMPLIANT PRODUCT UNDER THE AIS REQUIREMENTS. ANY COATING PROCESSES THAT ARE APPLIED TO THE EXTERNAL SURFACE OF IRON AND STEEL COMPONENTS THAT WOULD OTHERWISE BE AIS COMPLIANT WOULD NOT DISQUALIFY THE PRODUCT FROM MEETING THE AIS REQUIREMENTS REGARDLESS OF WHERE THE COATING PROCESSES OCCUR, PROVIDED THAT FINAL ASSEMBLY OF THE PRODUCT OCCURS IN THE U.S. THIS EXEMPTION ONLY APPLIES TO COATINGS ON THE *EXTERNAL SURFACE* OF IRON AND STEEL PRODUCTS, SUCH AS THE LINING OF LINED PIPES. ALL MANUFACTURING PROCESSES FOR LINED PIPES, INCLUDING THE APPLICATION OF PIPE LINING, MUST OCCUR IN U.S. FOR THE PRODUCT TO BE COMPLIANT WITH AIS REQUIREMENTS.

"CONTRACTOR" IS THE INDIVIDUAL OR ENTITY WITH WHICH THE APPLICANT HAS CONTRACTED (OR IS EXPECTED TO) TO PERFORM CONSTRUCTION SERVICES (OR FOR WATER AND WASTE PROJECTS FUNDED BY THE PROGRAMS WHICH ARE SUBJECT TO AIS REQUIREMENTS). THIS INCLUDES BIDDERS AND/OR CONTRACTORS THAT HAVE RECEIVED AN AWARD FROM THE APPLICANT AND ANY PARTY HAVING A DIRECT CONTRACTUAL RELATIONSHIP WITH THE OWNER/APPLICANT. A GENERAL CONTRACTOR IS OFTEN REFERRED TO AS THE PRIME CONTRACTOR.

"CONSTRUCTION MATERIALS" ARE THOSE ARTICLES, MATERIALS, OR SUPPLIES MADE PRIMARILY OF IRON AND STEEL, THAT ARE PERMANENTLY INCORPORATED INTO THE PROJECT, NOT INCLUDED MECHANICAL AND/OR ELECTRICAL COMPONENTS, EQUIPMENT AND SYSTEMS. SOME OF THESE PRODUCTS MAY OVERLAP WITH WHAT IS ALSO CONSIDERED "STRUCTURAL STEEL".

NOTE: MECHANICAL AND ELECTRICAL COMPONENTS, EQUIPMENT, AND SYSTEMS ARE NOT CONSIDERED CONSTRUCTION MATERIALS. SEE DEFINITION OF MECHANICAL AND ELECTRICAL EQUIPMENT.

"DE MINIMIS INCIDENTAL COMPONENTS" ARE VARIOUS MISCELLANEOUS LOW-COST COMPONENTS THAT ARE ESSENTIAL FOR, BUT INCIDENTAL TO, THE CONSTRUCTION AND ARE INCORPORATED INTO THE PHYSICAL STRUCTURE OF THE PROJECT. EXAMPLES OF INCIDENTAL COMPONENTS COULD INCLUDE SMALL WASHERS, SCREWS, FASTENERS (SUCH AS "OFF THE SHELF" NUTS AND BOLTS, MISCELLANEOUS WIRE, CORNER BEAD, ANCILLARY TUBE, SIGNAGE, TRASH BINS, DOOR HARDWARE ETC.

COSTS FOR DE MINIMIS INCIDENTAL COMPONENTS CUMULATIVELY MAY COMPRISE NO MORE THAN A TOTAL OF FIVE PERCENT OF THE TOTAL COST OF THE MATERIALS USED IN AND INCORPORATED INTO A PROJECT. THE COST OF AN INDIVIDUAL ITEM MAY NOT EXCEED ONE PERCENT OF THE TOTAL COST OF THE MATERIALS USED IN AND INCORPORATED INTO A PROJECT.

"ENGINEER" IS AN INDIVIDUAL OR ENTITY WITH WHICH THE OWNER HAS CONTRACTED TO PERFORM ENGINEERING/ARCHITECTURAL SERVICES FOR WATER AND WASTE PROJECTS FUNDED BY THE PROGRAMS SUBJECT TO AIS REQUIREMENTS.

"IRON AND STEEL PRODUCTS" ARE DEFINED AS THE FOLLOWING PRODUCTS MADE PRIMARILY OF IRON AND STEEL: LINED OR UNLINED PIPES AND FITTINGS, MANHOLE COVERS AND OTHER MUNICIPAL CASTINGS, HYDRANTS, TANKS, FLANGES, PIPE CLAMPS AND RESTRAINTS, VALVES, STRUCTURAL STEEL, REINFORCED PRECAST CONCRETE, AND CONSTRUCTION MATERIALS. ONLY ITEMS ON THE ABOVE LIST MADE OF PRIMARILY IRON OR STEEL, PERMANENTLY INCORPORATED INTO THE PROJECT MUST BE PRODUCED IN THE U.S. FOR EXAMPLE; TRENCH BOXES, SCAFFOLDING OR EQUIPMENT, WHICH ARE REMOVED FROM THE PROJECT SITE UPON COMPLETION OF THE PROJECT, ARE NOT REQUIRED TO BE MADE OF U.S. IRON OR STEEL.

"MANUFACTURERS" MEANING SUPPLIER, FABRICATOR, DISTRIBUTOR, MATERIAL MAN, OR VENDOR IS AN ENTITY WITH WHICH THE APPLICANT, GENERAL CONTRACTOR OR WITH ANY SUBCONTRACTOR HAS CONTRACTED TO FURNISH MATERIALS OR EQUIPMENT TO BE INCORPORATED IN THE PROJECT BY THE APPLICANT, CONTRACTOR OR SUBCONTRACTOR.

"MANUFACTURING PROCESSES" ARE PROCESSES SUCH AS MELTING, REFINING, FORMING, ROLLING, DRAWING, FINISHING, AND FABRICATING. FURTHER, IF A DOMESTIC IRON AND STEEL PRODUCT IS TAKEN OUT OF THE U.S. FOR ANY PART OF THE MANUFACTURING PROCESS, IT BECOMES FOREIGN SOURCE MATERIAL. HOWEVER, RAW MATERIALS SUCH AS IRON ORE, LIMESTONE, AND IRON AND STEEL SCRAP ARE NOT COVERED BY THE AIS REQUIREMENTS, AND THE MATERIAL(S), IF ANY, BEING APPLIED AS COATING ARE SIMILARLY NOT COVERED. NON-IRON OR STEEL COMPONENTS OF AN IRON AND STEEL PRODUCT MAY COME FROM NON-U.S. SOURCES. FOR EXAMPLE, FOR PRODUCTS SUCH AS VALVES AND HYDRANTS, THE INDIVIDUAL NON-IRON AND STEEL COMPONENTS DO NOT HAVE TO BE OF DOMESTIC ORIGIN. RAW MATERIALS, SUCH AS IRON ORE, LIMESTONE, SCRAP IRON, AND SCRAP STEEL, CAN COME FROM NON-U.S. SOURCES.

"MECHANICAL EQUIPMENT" IS TYPICALLY THAT WHICH HAS MOTORIZED PARTS AND/OR IS POWERED BY A MOTOR. "ELECTRICAL EQUIPMENT" IS TYPICALLY ANY MACHINE POWERED BY ELECTRICITY AND INCLUDED COMPONENTS THAT ARE PART OF THE ELECTRICAL DISTRIBUTION SYSTEM. AIS DOES NOT APPLY TO MECHANICAL EQUIPMENT.

"MINOR COMPONENTS" ARE COMPONENTS WITHIN AN IRON OR STEEL PRODUCT OTHERWISE COMPLIANT WITH THE AIS REQUIREMENTS. THIS IS DIFFERENT FROM THE DE MINIMIS DEFINITION WHERE DE MINIMIS PERTAINS TO THE ENTIRE PROJECT AND THE MINOR COMPONENT DEFINITION PERTAINS TO A SINGLE PRODUCT. THIS WAIVER WOULD ALLOW NON-DOMESTICALLY PRODUCED MISCELLANEOUS MINOR COMPONENTS COMPRISING UP TO FIVE PERCENT OF THE TOTAL MATERIAL COST OF AN OTHERWISE DOMESTICALLY PRODUCED IRON AND STEEL PRODUCT TO BE USED. HOWEVER, UNLESS A SEPARATE WAIVER FOR A PRODUCT HAS BEEN APPROVED, ALL OTHER IRON AND STEEL COMPONENTS IN SAID PRODUCT MUST STILL MEET THE AIS REQUIREMENTS. THIS WAIVER DOES NOT EXEMPT THE

WHOLE PRODUCT FROM THE AIS REQUIREMENTS. ONLY MINOR COMPONENTS WITHIN SAID PRODUCT AND THE IRON OR STEEL COMPONENTS OF THE PRODUCT MUST BE PRODUCED DOMESTICALLY. VALVES AND HYDRANTS ARE ALSO SUBJECT TO THE COST CEILING REQUIREMENTS DESCRIBED HERE. EXAMPLES OF MINOR COMPONENTS COULD INCLUDE ITEMS SUCH AS PINS AND SPRINGS IN VALVES/HYDRANTS, BANDS/STRAPS IN COUPLINGS, AND OTHER LOW COST ITEMS SUCH AS SMALL FASTENERS ETC.

"MUNICIPAL CASTINGS" ARE CAST IRON AND STEEL INFRASTRUCTURE PRODUCTS THAT ARE MELTED AND CAST. THEY TYPICALLY PROVIDE ACCESS, PROTECTION, OR HOUSING FOR COMPONENTS INCORPORATED INTO UTILITY OWNED DRINKING WATER, STORM WATER, WASTEWATER, AND SOLID WASTE INFRASTRUCTURE.

"NATIONAL OFFICE" REFERS TO THE OFFICE RESPONSIBLE FOR THE OVERSIGHT AND ADMINISTRATION OF THE PROGRAM NATIONALLY. THE NATIONAL OFFICE SETS POLICY, DEVELOPS PROGRAM REGULATIONS, AND PROVIDES TRAINING AND TECHNICAL ASSISTANCE TO HELP THE STATE OFFICES ADMINISTER THE PROGRAM. THE NATIONAL OFFICE IS LOCATED IN WASHINGTON, D.C.

"OWNER" IS THE INDIVIDUAL OR ENTITY WITH WHICH THE GENERAL CONTRACTOR HAS CONTRACTED REGARDING THE WORK, AND WHICH HAS AGREED TO PAY THE GENERAL CONTRACTOR FOR THE PERFORMANCE OF THE WORK PURSUANT TO THE TERMS OF THE CONTRACT FOR WATER AND WASTE PROJECTS FUNDED BY THE PROGRAMS SUBJECT TO AIS REQUIREMENT. FOR THE PURPOSE OF THIS BULLETIN, THE TERM IS SYNONYMOUS WITH THE TERM "APPLICANT" AS DEFINED IN 7 CFR 1780.7 (A) (1), (2), AND (3), AND IS AN ENTITY RECEIVING FINANCIAL ASSISTANCE FROM THE PROGRAMS SUBJECT TO AIS REQUIREMENTS.

"PRIMARILY IRON OR STEEL" IS DEFINED AS A PRODUCT MADE OF GREATER THAN 50 PERCENT IRON OR STEEL, MEASURED BY COST. THE COST SHOULD BE BASED ON THE MATERIAL COSTS. AN EXCEPTION TO THIS DEFINITION IS REINFORCED PRECAST CONCRETE (SEE DEFINITION). ALL TECHNICAL SPECIFICATIONS AND APPLICABLE INDUSTRY STANDARDS (E.G. NIST, NSF, AWWA) MUST BE MET. IF A PRODUCT IS DETERMINED TO BE LESS THAN 50 PERCENT IRON AND STEEL, THE AIS REQUIREMENTS DO NOT APPLY.

For example, the cost of a fire hydrant includes:

1. The cost of materials used for the iron portion of the fire hydrant (e.g. bonnet, body, and shoe); and
2. The cost to pour and cast and create those components (e.g. labor and energy).

Not included in the cost are:

1. The additional material costs for the non-iron and steel internal working of the hydrant (e.g. stem, coupling, valve, seals, etc.); and
2. The cost to assemble the internal workings into the hydrant body.

"Produced in the United States" means that the production in the United States of the iron or steel products used in the project requires that all manufacturing processes must take place in the United States, with the exception of metallurgical processes involving refinement of steel

additives.

"Project" is the total undertaking to be accomplished for the applicant by consulting engineers, general contractors, and others, including the planning, study, design, construction, testing, commissioning, and start-up of which the work to be performed under the contract is a part. A project includes all activity that an applicant is undertaking to be financed in whole or part by programs subject to AIS requirements. The intentional splitting of projects to separate into smaller contracts or obligations to avoid AIS requirements is prohibited.

"Reinforced Precast Concrete" may not consist of at least 50 percent iron or steel, but the reinforcing bar and wire must be produced in the United States and meet the same standards for any other iron or steel product. Additionally, the casting of the concrete product must take place in the United States. The cement and other raw materials used in concrete production are not required to be of domestic origin. If the reinforced concrete is cast at the construction site, the reinforcing bar and wire are considered to be a construction material and must be produced in the United States.

"Steel" means an alloy that includes at least 50 percent iron between 0.02 and 2 percent carbon, and may include other elements. Metallic elements such as chromium, nickel, molybdenum, manganese, and silicon may be added during the melting of steel for the purpose of enhancing properties such as corrosion resistance, hardness, or strength. The definition of steel covers carbon steel, alloy steel, stainless steel, tool steel, and other specialty steels.

"Structural steel" is rolled flanged shapes, having at least one dimension of their cross-section three inches or greater, which are used in the construction of bridges, buildings, ships, railroad rolling stock, and for numerous other constructional purposes. Such shapes are designated as wide-flange shapes, standard I beams, channels, angles, tees, and zees. Other shapes include but are not limited to, H-piles, sheet piling, tie plates, cross ties, and those for other special purposes.

"United States" means each of the several states, the District of Columbia, and each Federally Recognized Indian Tribe.

SECTION 01010**SUMMARY****PART 1 - GENERAL****1.01 SUMMARY**

- A. This Section includes the following:
1. Work covered by the Contract Documents.
 2. Sequence of Operations.
 3. Utility Shutdowns
 4. Tie-ins and Disconnections
 5. Temporary Systems
 6. Use of premises.
 7. Specification formats and conventions.

1.02 WORK COVERED BY CONTRACT DOCUMENTS

- A. The Contractor shall provide all material, services, labor, tools and equipment, necessary to construct this project. The following is a brief description of the major work items included in the contract:

Modifications to the WWTP influent lift station, and all related appurtenances.

1.03 SEQUENCE OF OPERATIONS

Not used

1.04 UTILITY SHUTDOWNS

- A. One-week advance notice to the Owner is required prior to performing any utility shutdown unless of an emergency in nature.
- B. Contractor shall know where all existing valves are located on the water line replacement section and shall be able to shut down expeditiously in case of line breaks.
- C. The existing water line is shown as an approximate location on the plans. The contractor shall use extreme caution while laying line not to break existing line and interrupt service to owner's existing customers.
- D. Length of shutdowns on the existing system should be pre-determined before construction by owner, engineer, and contractor.

1.05 TIE-INS AND DISCONNECTIONS

- A. Contractor shall furnish all materials and shall provide excavation, de-watering, scaffolding and support operations to support tie-ins.

1.06 TEMPORARY SYSTEM (S)

- A. All temporary water lines and hoses shall be depressurized and all temporary electrical lines and equipment de-energized when not in use and at the end of each workday.

1.07 SPECIFICATION FORMATS AND CONVENTIONS

- A. Specification Format: The Specifications are organized into Division and Sections using the 17-division format.

PART 2 - PRODUCTS

Not used

PART 3 - EXECUTION

Not used

- END OF SECTION -

SECTION 01015**WORK SEQUENCE****PART 1 - GENERAL****1.01 WORK INCLUDED**

The Contractor shall submit to the Engineer for review and acceptance a complete schedule of his proposed sequence of construction operations and payment prior to commencement of work. However, the Engineer shall not accept a construction schedule that fails to utilize the entire time allocated for the construction of the Influent Lift Station Modifications. This schedule requirement in no way prevents the Contractor from completing the project in a shorter time frame than scheduled. The construction schedule shall be submitted and approved by the Owner prior to the submittal of the first partial payment request. A revised construction schedule shall be submitted with every subsequent partial payment request. This revised schedule must be approved by the Owner prior to payment.

It is anticipated that the work necessary to replace one set of influent pumps can predominately occur while the influent lift station remains in service. Contractor shall coordinate work with the owner so that the existing submersible pumps and the existing screw pumps can handle pumping needs. During the period that the wet well must be taken completely out of service, the contractor shall plug the influent line directly outside the station so that return activated sludge can be directed back to the screw pump wet well. Should contractor choose an alternate method they shall be responsible for any yard piping modifications/pumping equipment necessary at no additional cost to the Owner. Contractor shall attempt to schedule the work during dry weather to allow the screw pumps adequate capacity however the contractor shall have on site pumping equipment for pumping approximately 3.0MGD from the screw pump wet well to the bypass pumping connection shown on the plans.

1.02 RELATED WORK

- A. Section 01010 - Summary of Work.

PART 2 - PRODUCTS (Not Applicable)**PART 3 - EXECUTION (Not Applicable)**

- END OF SECTION -

SECTION 01016**OCCUPANCY****PART 1 - GENERAL****1.01 WORK INCLUDED**

- A. The Contractor shall be aware that after each major portion of the project is completed, the Contractor shall notify the Engineer that those specific operations are complete and prior to replacing that portion of the work into service shall request an interim inspection of the work to be returned to or placed into service.
- B. The interim inspection requested by the Contractor shall not preclude or supersede the final inspection of the project or reduce the Contractor's responsibility for the completed portion prior to final acceptance of the work by the Owner.
- C. The Contractor shall provide all necessary temporary controls and other items required for operation of all work placed into service prior to final acceptance as required. At such time as new controls, etc. are complete and functioning, the Contractor shall remove all temporary installed items.

- END OF SECTION -

SECTION 01025**MEASUREMENT AND PAYMENT****PART 1 - GENERAL****1.01 DESCRIPTION OF REQUIREMENTS**

- A. The Contractor shall furnish all necessary labor, machinery, tools, apparatus, equipment, materials, service and other necessary supplies and perform all work shown on the Drawing and/or described in the Specifications and Contract Documents at the lump sum price as indicated by the Bidder in the Bid.
- B. The Bidder declares that he has examined the site of the work and informed himself fully in regard to all conditions pertaining to the place where the work is to be done; that he has examine the Plans, Specification and Contract Documents for the Work, and has read all special provisions furnished prior to the opening of bids; and that he has further satisfied himself relative to the Work to be performed.
- C. All excavation required of the work shall be done as part of the total price for the complete project. All excavation shall be unclassified.
- D. Owner shall make payments on account of the Contract Price on the basis of Contractor's applications for Payment as recommended by the Engineer, on or about the TBD day of each month during construction. All progress payments will be on the basis of the progress of the Work measured by the Schedule of Values established in Paragraph 2.07 of the General Conditions or, in the event there is no schedule of values, as provided in the General Requirements
- E. The Progress payments shall include the cost of Stored Materials plus 90% of the work completed to date. Stored materials are defined as materials and equipment not incorporated in the Work but delivered, suitably stored and accompanied by documentation satisfactory to the Owner as provided in Article 15 of the General Conditions. The 10% is held as retainage.

PART 2 - PRODUCTS (Not Applicable)**PART 3 - EXECUTION (Not Applicable)**

- END OF SECTION -

SECTION 01030**LABOR PROVISIONS****PART 1 - GENERAL****1.01 WORK INCLUDED**

- A. The Contractor shall conform to all provisions of the Kentucky Department of Labor, Wage Decisions (latest revisions), relative to minimum wages and hours as they may apply to the work to be accomplished under these specifications.
- B. In addition to the above, certain Federal laws and regulations shall govern the work and shall supplement or supplant the Kentucky Department of Labor Wage Decisions cited above, as the case may be.

1.02 RELATED SECTIONS

- A. Section 3 - Part 1 Hours and Wages

1.03 WAGE RATES

Federal prevailing wage rates apply to this job.

1.04 LABOR PREFERENCE

Where feasible, the Contractor will utilize local labor.

1.05 HOURS OF WORK

- A. Hours of work shall be as set out in Kentucky Department of Labor Wage Decisions (latest revisions); that is, not more than eight (8) hours in one calendar day, nor more than forty (40) hours in one week, except in case of emergency caused by fire, flood or damage to life and property.
- B. Any laborer, workman, mechanic, helper, assistant or apprentice working in excess of forty (40) hours per week, except in case of emergency, shall be paid not less than 1-1/2 times the wage rate. Whenever overtime work is scheduled, the Contractor shall give prior notice to the Owner.

1.06 OVERTIME WORK

- A. Any overtime work (greater than 40 hours in one week) shall require the Contractor to reimburse the Owner for additional resident inspection costs at an hourly rate of \$65.00 per hour.

- END OF SECTION -

SECTION 01040**COORDINATION****PART 1 - GENERAL****1.01 COORDINATION OF THE WORK**

The Contractor shall coordinate the work of all the crafts, trades and subcontractors engaged on the Work, and he shall have final responsibility as regards the schedule, workmanship and completeness of each and all parts of the Work.

All crafts, trades and subcontractors shall be made to cooperate with each other and with others as they may be involved in the installation of work which adjoins, incorporates, precedes or follows the work of another. It shall be the Contractor's responsibility to point out areas of cooperation prior to the execution of subcontract agreements and the assignment of the parts of the Work. Each craft, trade and subcontractor shall be made responsible to the Owner, for furnishing embedded items, giving directions for doing all cutting and fitting, making all provisions for accommodating the Work, and for protecting, patching, repairing and cleaning as required to satisfactorily perform the Work.

The Contractor shall be responsible for all cutting, digging and other action of his subcontractors and workmen. Where such action impairs the safety or function of any structure or component of the Project, the Contractor shall make such repairs, alterations and additions as will, in the opinion of the Engineer, bring said structure or component back to its original design condition at no additional cost to the Owner.

Each subcontractor is expected to be familiar with the General Requirements and all sections of the Detailed Specifications for all other trades and to study all Drawings applicable to his work to the end that complete coordination between trades will be affected. Each Contractor shall consult with the Engineer if conflicts exist on the Drawings.

The Contractor shall conduct testing of water lines in a timely manner. The Contractor shall make provisions to test all water lines regardless of whether or not planned pump stations have been delivered and/or installed.

- END OF SECTION -

SECTION 01200**SUBSTITUTIONS****PART 1 - GENERAL****1.01 DESCRIPTION OF REQUIREMENTS**

- A. General: Substitution of materials and/or equipment is defined in Paragraph 6.7.1 of the General Conditions and more fully hereinafter.
- B. Definitions: Definitions used in this paragraph are not intended to negate the meaning of other terms used in the Contract Documents including such terms as "specialties", "systems", "structure", "finishes", "accessories", "furnishings", "special construction" and similar terms. Such terms are self-explanatory and have recognized meanings in the construction industry.
1. "Products" are items purchased for incorporation in the Work, regardless of whether they were specifically purchased for the project or taken from the Contractor's previously purchased stock. The term "product" as used herein includes the terms "material", "equipment", "system" and other terms of similar intent.
 2. "Named Products" are products identified by use of the manufacturer's name for a product, including such items as a make or model designation, as recorded in published product literature, of the latest issue as of the date of the Contract Documents.
 3. "Materials" are products that must be substantially cut, shaped, worked, mixed, finished, refined or otherwise fabricated, processed, or installed to form units of work.
 4. "Equipment" is defined as a product with operational parts, regardless of whether motorized or manually operated, and in particular, a product that requires service connections such as wiring or piping.
- C. Substitutions: The Contractor's requests for changes in the products, materials, equipment and methods of construction required by the Contract Documents are considered requests for "substitutions", and are subject to the requirements specified herein. The following are not considered as substitutions:
1. Revisions to the Contract Documents, where requested by the Owner, Engineer are considered as "changes" not substitutions.
 2. Substitutions requested during the bidding period, which have been accepted prior to the Contract Date, are included in the Contract Documents and are not subject to the requirements for substitutions as herein specified.
 3. Specified Contractor options on products and construction methods included in the Contract Documents are choices available to the Contractor and are not subject to the requirements for substitutions as herein specified.

4. Except as otherwise provided in the Contract Documents, the Contractor's determination of and compliance with governing regulations and orders as issued by governing authorities do not constitute "substitutions" and do not constitute a basis for change orders.
- D. Standards: Refer to Division-1 section "Definitions and Standards" for applicability of industry standards to the products specified for the project, and for acronyms used in the text of the specification sections.

1.02 RELATED DOCUMENTS

- A. Drawings and general provisions of Contract, including General and Supplementary Conditions and other Division-1 Specification sections, apply to Work of this Section.

1.03 SUBMITTALS

The information required to be furnished for evaluation of product substitution will be as follows:

- A. Performance capabilities, and materials and construction details will be evaluated based upon conformance with the Specifications. Products that do not conform with the Specification shall not be accepted.
- B. Manufacturer's production and service capabilities, and evidence of proven reliability will be acceptable if the following is furnished.
 1. Written evidence that the manufacturer has not less than (3) years experience in the design and manufacture of the substitute product.
 2. Written evidence of at least one application, of a type and size similar to the proposed substitute product, in successful operation in a wastewater treatment plant for a period of at least one year.
 3. In lieu of furnishing evidence of a manufacturer's Experience and successful operation of an application of the product to be substituted, the Contractor has the option of furnishing a cash deposit or bond which will guarantee replacement if the product the furnished does not satisfy the other requirements specified in this section. The amount of each deposit or bond will be subject to the approval.
- C. Specific reference to characteristics either superior or inferior to specified requirements will be evaluated based on their net effect on the project. Products with any characteristics inferior to those specified will not be acceptable unless offset by characteristics that, in the opinion of the Engineer, will cause the overall effect of the product on the project to be at least equal to that of those specified.

1.04 QUALITY ASSURANCE

- A. Source Limitations: To the fullest extent possible, provide products of the same generic kind, from a single source, for each unit of work.
- B. Compatibility of Options: Compatibility of products is a basic requirement of product selection. When the Contractor is given the option of selecting between two or more products for use on the project, the product selected must be compatible with other products previously selected, even if the products previously selected were also Contractor options. The complete compatibility between the various choices available to the Contractor

is not assured by the various requirements of the Contract Documents, but must be provided by the Contractor.

- C. The detailed estimate of operating and maintenance costs will be evaluated based on comparison with similar data on the specified products. Proposed substitute products which have an operating and maintenance cost that, in the opinion of the Engineer, exceeds that of the specified products will not be considered equal and will not be acceptable.

1.05 PRODUCT DELIVERY, STORAGE, AND HANDLING

General: Deliver, store, and handle products in accordance with manufacturer's recommendations, using means and methods that will prevent damage, deterioration and loss, including theft. Control delivery schedules to minimize long-term storage at the site and to prevent overcrowding of construction spaces. In particular coordinate delivery and installation to ensure minimum holding or storage times for items known or recognized to be flammable, hazardous, easily damaged, or sensitive to deterioration, theft and other sources of loss.

- A. Deliver products to the site in the manufacturer's sealed container or other packaging system, complete with labels and instructions for handling, storing, unpacking, protecting and installing.
- B. Store products at the site in a manner that will facilitate inspection and measurement of quantity or counting of units.
- C. Store heavy materials away from the project structure in a manner that will not endanger the supporting construction.

PART 2 - PRODUCTS

2.01 GENERAL PRODUCT COMPLIANCE

- A. General: Requirements for individual products are indicated in the Contract Documents; compliance with these requirements is in itself a Contract Requirement. These requirements may be specified in any one of several different specifying methods, or in any combination of these methods. These methods include the following:

1. Proprietary.
2. Descriptive.
3. Performance.
4. Compliance with Reference Standards.

Compliance with codes, compliance with graphic details, allowances, and similar provisions of the Contract Documents also have a bearing on the selection process.

- B. Procedures for Selecting Products: Contractor's options in selecting products are limited by requirements of the Contract Documents and governing regulations. They are not controlled by industry traditions or procedures experienced by the Contractor on previous construction projects.

2.02 SUBSTITUTIONS

- A. Conditions: Contractor's request for substitution will be received and considered when extensive revisions to the Contract Documents are not required, when the proposed changes are in keeping with the general intent of the Contract Documents, when the request are timely, fully documented and properly submitted, and when one or more of the following conditions is satisfied, all as judged by the Engineer; otherwise the requests will be returned without action except to record non-compliance with these requirements.
1. The Engineer will consider a request for substitution where the request is directly related to an "or equal" clause or similar language in the Contract Documents.
 2. The Engineer will consider a request for substitution where the specified product or method cannot be provided within the Contract Time. However, the request will not be considered if the product or method cannot be provided as a result of the Contractor's failure to pursue the work promptly or to coordinate the various activities properly.
 3. The Engineer will consider a request for substitution where the specified product or method cannot receive necessary approval by a governing authority, and the requested substitution can be approved.
 4. The Engineer will consider a request for a substitution where a substantial advantage is offered the Owner, in terms of cost, time, energy conservation or other considerations of merit, after deducting offsetting responsibilities the Owner may be required to bear. These additional responsibilities may include such considerations as additional compensation to the Engineer for redesign and evaluation services, the increased cost of other work by the Owner or separate contractors, and similar considerations.
 5. The Engineer will consider a request for substitution when the specified product or method cannot be provided in a manner which is compatible with other materials of the work, and where the Contractor certifies that the substitution will overcome the incompatibility.
 6. The Engineer will consider a request for substitution when the specified product or method cannot be properly coordinated with other materials in the work, and where the Contractor certifies that the proposed substitution can be properly coordinated.
 7. The Engineer will consider a request for substitution when the specified product or method cannot receive a warranty as required by the Contract Documents and where the Contractor certifies that the proposed substitution receive the required warranty.
 8. The Contractor shall reimburse the Owner any costs for review by the Engineer of proposed product substitutions which require major design changes, as determined by the Owner, to related of adjacent work made necessary by the proposed substitutions.
- B. Work-Related Submittals: Contractor's submittal of and the Engineer's acceptance of shop drawings, product data or samples which relate to work not complying with requirements of the Contract Documents, does not constitute an acceptable or valid request for a substitution, nor approval thereof.

2.03 GENERAL PRODUCT REQUIREMENTS

- A. General: Provide products that comply with the requirements of the Contract Documents and that are undamaged and, unless otherwise indicated, unused at the time of installation. Provide products that are complete with all accessories, trim, finish, safety guards and other devices and details needed for a complete installation and for the intended use and effect.
1. Standard Products: Where they are available, provide standard products of types that have been produced and used successfully in similar situations on other projects.
 2. Continued Availability: Where, because of the nature of its application, the Owner is likely to need replacement parts or additional amounts of a product at a later date, either for maintenance and repair or replacement, provide standard, domestically produced products for which the manufacturer has published assurances that the products and its parts are likely to be available to the Owner at a later date.
- B. Nameplates: Except as otherwise indicated for required labels and operating data, do not permanently attach or imprint manufacturer's or producer's nameplates or trademarks on exposed surfaces of products which will be exposed to view either in occupied spaces or on the exterior of the completed project.
1. Labels: Locate required product labels and stamps on a concealed surface or, where required for observation after installation, on an accessible surface which, in occupied spaces, is not conspicuous.
 2. Equipment Nameplates: Provide permanent nameplate on each item of service-connected or power operated equipment. Locate the nameplate on an easily accessible surface which is inconspicuous in occupied spaces. The nameplate shall contain the following information and other essential operating data.
 - a. Name of manufacturer
 - b. Name of product
 - c. Model number
 - d. Serial number
 - e. Capacity
 - f. Speed
 - g. Ratings

PART 3 - EXECUTION

3.01 INSTALLATION OF PRODUCTS

- A. General: Except as otherwise indicated in individual sections of these Specifications, comply with the manufacturer's instructions and recommendations for installation of the products in the applications indicated. Anchor each product securely in place, accurately located and aligned with other work. Clean exposed surfaces and protect surfaces as necessary to ensure freedom from damage and deterioration at Time of Acceptance.

END OF SECTION

SECTION 01300**SUBMITTALS****PART 1 - GENERAL****1.01 WORK INCLUDED**

Shop drawings, descriptive literature, project data and samples (when samples are specifically requested) for all manufactured or fabricated items shall be submitted by the Contractor to the Engineer for examination and review in the form and in the manner required by the Engineer. All SUBMITTALS shall be furnished digitally through a system provided by the engineer and shall be checked, reviewed and signed by the Contractor before submission to the Engineer. The review of the Drawings by the Engineer shall not be construed as a complete check but only for conformance with the design concept of the Project and for compliance with information given in the Contract Documents. Review of such drawings will not relieve the Contractor of the responsibility for any errors that may exist, as the Contractor shall be responsible for the dimensions and design of adequate connections, details, and satisfactory construction of all work.

1.02 RELATED REQUIREMENTS SPECIFIED ELSEWHERE

- A. General Provision.
- B. Section 01720 - Project Record Documents (As-Built).
- C. Section 01730 Operating and Maintenance Data

1.03 DEFINITIONS

The term "submittals" shall mean shop drawings, manufacturer's drawings, catalog sheets, brochures, descriptive literature, diagrams, schedules, calculations, material lists, performance charts, test reports, office and field samples, and items of similar nature which are normally submitted for the Engineer's review for conformance with the design concept and compliance with the Contract Documents.

1.04 GENERAL CONDITIONS

- A. Review by the Engineer of shop drawings or SUBMITTALS of material and equipment shall not relieve the Contractor from the responsibilities of furnishing same of proper dimension, size, quality, quantity, materials and all performance characteristics to efficiently perform the requirements and intent of the Contract Documents. Review shall not relieve the Contractor from responsibility for errors of any kind on the shop drawings. Review is intended only to assure conformance with the design concept of the Project and compliance with the information given in the Contract Documents.
- B. Review of shop drawings shall not be construed as releasing the Contractor from the responsibility of complying with the Specifications.

1.05 GENERAL REQUIREMENTS FOR SUBMITTALS

- A. Shop Drawings:
 - 1. Shop drawings shall be prepared by a qualified detailer. Details shall be identified by reference to sheet and detail numbers shown on Contract Drawings. Where applicable, show fabrication, layout, setting and erection details.

2. Shop drawings are defined as original drawings prepared by the Contractor, subcontractors, suppliers, or distributors performing work under this Contract. Shop drawings illustrate some portion of the work and show fabrication, layout, setting or erection details of equipment, materials and components.
- B. Project data shall include manufacturer's standard schematic drawings modified to delete information which is not applicable to the Project, and shall be supplemented to provide additional information applicable to the Project. Each copy of descriptive literature shall be clearly marked to identify pertinent information as it applies to the Project.
- C. Where samples are required, they shall be adequate to illustrate materials, equipment or workmanship, and to establish standards by which completed work is judged. Provide sufficient size and quantity to clearly illustrate functional characteristics of product and material, with integrally related parts and attachment devices, along with a full range of color samples.
- D. All submittals shall be referenced to the applicable item, section and division of the Specifications, and to the applicable Drawing(s) or Drawing schedule(s).
- E. The Contractor shall review and check SUBMITTALS, and shall indicate his review by initials and date.
- F. If the submittals deviate from the Contract Drawings and/or Specifications, the Contractor shall advise the Engineer, in letter of transmittal of the deviation and the reasons therefor. All changes shall be clearly marked on the submittal with a bold red mark. Any additional costs for modifications shall be borne by the Contractor.
- G. In the event the Engineer does not specifically reject the use of material or equipment at variance to that which is shown on the Drawings or specified, the Contractor shall, at no additional expense to the Owner, and using methods reviewed by the Engineer, make any changes to structures, piping, controls, electrical work, mechanical work, etc., that may be necessary to accommodate this equipment or material. Should equipment other than that on which design drawings are based be accepted by the Engineer, shop drawings shall be submitted detailing all modification work and equipment changes made necessary by the substituted item.
- H. Additional information on particular items, such as special drawings, schedules, calculations, performance curves, and material details, shall be provided when specifically requested in the technical Specifications.
- I. Submittals for all electrically operated items (including instrumentation and controls) shall include complete wiring diagrams showing leads, runs, number of wires, wire size, color coding, all terminations and connections, and coordination with related equipment.
- J. Equipment shop drawings shall indicate all factory or shop paint coatings applied by suppliers, manufacturers and fabricators; the Contractor shall be responsible for insuring the compatibility of such coatings with the field-applied paint products and systems.
- K. Fastener specifications of manufacturer shall be indicated on equipment shop drawings.
- L. Where manufacturers' brand names are given in the Specifications for building and construction materials and products, such as grout, bonding compounds, curing compounds, masonry cleaners, waterproofing solutions and similar products, the Contractor shall submit names and descriptive literature of such materials and products he proposes to use in this Contract.

- M. No material shall be fabricated or shipped unless the applicable drawings or submittals have been reviewed by the Engineer and returned to the Contractor.
- N. All bulletins, brochures, instructions, parts lists, and warranties packaged with and accompanying materials and products delivered to and installed in the Project shall be saved and transmitted to the Owner through the Engineer.

1.06 CONTRACTOR RESPONSIBILITIES

- A. Verify field measurements, field construction criteria, catalog numbers and similar data.
- B. Coordinate each submittal with requirements of Work and of Contract Documents.
- C. Notify Engineer, in writing at time of submission, of deviations in submittals from requirements of Contract Documents.
- D. Begin no work, and have no material or products fabricated or shipped which required submittals until return of submittals with Engineer's stamp and initials or signature indicating review.

1.07 SUBMITTAL PROCEDURES

- A. General: Refer to the General Conditions and Paragraph 1.1 hereinbefore for basic requirements for submittal handling.
- B. Coordination: Coordinate the preparation and processing of submittals with the performance of the work. Coordinate each separate submittal with other submittals and related activities such as testing, purchasing, fabrication, delivery and similar activities that require sequential activity.
- C. Coordination of Submittal Times: Prepare and transmit each submittal to the Architect/Engineer sufficiently in advance of the scheduled performance of related work and other applicable activities. Transmit different kinds of submittals for the same unit of work so that processing will not be delayed by the Architect/Engineer's need to review submittals concurrently for coordination.
- D. Review Time: Allow sufficient time so that the installation will not be delayed as a result of the time required to properly process submittals, including time for resubmittal, if necessary. Advise the Architect/Engineer on each submittal, as to whether processing time is critical to the progress of the work and if the work would be expedited if processing time could be shortened.
 - 1. Allow a longer time period where processing must be delayed for coordination with subsequent submittals. The Architect/Engineer will advise the Contractor promptly when it is determined that a submittal being processed must be delayed for coordination.
 - 2. No extension of time will be authorized because of the Contractor's failure to transmit submittals to the Architect/Engineer sufficiently in advance of the work.
- E. Submittal Preparation: Mark each submittal with a permanent label for identification. Provide the following information on the label for proper processing and recording of action taken.
 - 1. Project name.
 - 2. Date.
 - 3. Name and address of Architect/Engineer.

4. Name and address of Contractor.
 5. Name and address of subcontractor.
 6. Name and address of supplier.
 7. Name of manufacturer.
 8. Number and title of appropriate specification section.
 9. Drawing number and detail references, as appropriate.
 10. Similar definitive information as necessary.
- I. Submittal Transmittal: Package each submittal appropriately for transmittal and handling. Transmit each submittal from the Contractor to the Architect/Engineer, and to other destinations as indicated, by use of a transmittal form. Submittals received from sources other than the Contractor will be returned to the sender "without action".
- J. Electronic Submittals: Submittals will be processed through a digital file transfer system. Each item of the submittal documents shall be in .pdf format and shall be oriented so that they are read from upper left corner to lower right corner, with no rotation of said document being required after receiving it. The .pdf file shall be named so that it describes the item being submitted. All other requirements herein are part of the electronic submittal process with the exception of the duplicate copies. Contractor stamp indicating review and any comments or notes must be on the .pdf submittal. Once electronic Submittals have been reviewed the Contractor shall print 1 hardcopies of the final reviewed shop drawing showing both. 1 Copy shall be provided to the resident project representative. The second copy shall be kept on the job site by the contractor.

- END OF SECTION -

SECTION 01380
CONSTRUCTION PHOTOGRAPHY

PART 1 - GENERAL

1.01 WORK INCLUDED

The Contractor shall be responsible for video recording the entire project site both prior to construction and immediately after completion and acceptance of all work. Videos shall be produced by a videographer acceptable to the Engineer and of a professional quality. Video recording shall be included in the contractor's lump sum price.

1.02 VIDEO TAPE

The video shall be of a high quality format. Videos shall show the time, date, and project location on screen during playback.

1.03 SUBMITTALS

The Contractor shall provide two copies of the project videos on portable hard drives "thumb drive". Both hard drives shall be clearly labeled with project name start date and completion date as shown below.

Project Name and Contract No.
Owner Name
Start Date: _____
Completion Date: _____

-END OF SECTION-

SECTION 01450
QUALITY CONTROL

PART 1 - GENERAL

1.01 QUALITY CONTROL

- A. Work of all crafts and trades shall be laid out to lines and elevations as established by the Contractor from the Drawings or from instructions by the Engineer.
- B. Unless otherwise shown, all work shall be plumb and level, in straight lines and true planes, parallel or square to the established lines and levels. The Work shall be accurately measured and fitted to tolerance as established by the best practices of the crafts and trades involved, and shall be as required to fit all parts of the Work carefully and neatly together.
- C. All equipment, materials and articles incorporated into the Work shall be new and of comparable quality as specified. All workmanship shall be first-class and shall be performed by mechanics skilled and regularly employed in their respective trades.

1.02 TESTS, INSPECTIONS, AND CERTIFICATIONS OF MATERIALS

- A. Tests, inspections and certifications of materials, equipment, subcontractors or completed work, as required by the various sections of the Specifications shall be obtained by the Contractor and all costs shall be included in the Contract Price.
- B. The Contractor shall submit to the Engineer the name of testing laboratory to be used.
- C. Contractor shall deliver written notice to the Engineer at least 24 hours in advance of any inspections or tests to be made at the Project site. All inspections, tests, samples for water quality or other procedures requiring the Engineer to attest to be conducted in the field shall be done in the presence of the Engineer or his representative.
- D. Certifications by independent testing laboratories may be by copy of the attestation(s) and shall give scientific procedures and results of tests. Certifications by persons having interest in the matter shall be by original attest properly sworn to and notarized.

- END OF SECTION -

SECTION 01500**TEMPORARY FACILITIES AND CONTROLS****PART 1 - GENERAL****1.01 DESCRIPTION**

- A. The Contractor shall make his own provisions for temporary electricity and water and maintain strict supervision of use of temporary utility services as follows:
 - 1. Enforce compliance with applicable standards.
 - 2. Enforce safety practices
 - 3. Prevent abuse of services.
 - 4. Pay all utility charges required.

1.02 REQUIREMENTS OF REGULATORY AGENCIES

- A. The Contractor shall obtain and pay for all permits as required by governing authorities.
- B. Obtain and pay for temporary easements required across property other than that of Owner or that is shown on the Contract Drawings.
- C. The Contractor shall comply with applicable codes.

1.03 REMOVAL

- A. The Contractor shall completely remove temporary materials, equipment, and offices upon completion of construction.
- B. The Contractor shall repair damage caused by installation and restore to specified or original condition.

1.04 TEMPORARY LIGHTING

- A. The Contractor shall furnish and install temporary lighting required for:
 - 1. Construction needs.
 - 2. Safe and adequate working conditions.
 - 3. Public Safety.
 - 4. Security lighting.
 - 5. Temporary office and storage area lighting.
- B. Service periods for safety lighting shall be as follows:
 - 1. Within construction area: All times that authorized personnel are present.

- 2. Public areas: At all times.
- C. Costs of Installation and Preparation: Contractor shall pay all installation, maintenance and removal costs of temporary lighting.
- D. Maintenance of temporary lighting service (replacement of bulbs, etc.) shall be the sole responsibility of the General Contractor.

1.05 TEMPORARY WATER

- A. Contractor shall make his own arrangements at his own expense for obtaining the water supply necessary for construction purposes.
- B. Contractor shall pay costs of the furnishing, maintaining and removing all temporary water service equipment, fixtures, hose, piping, etc.

1.06 SANITARY FACILITIES

- A. Contractor shall provide sanitary facilities as set forth in General Provisions (GP-2.04. Sanitary Regulations).

1.07 FIELD OFFICE (Office Trailer not Required for this Contract)

- A. The Contractor shall make his own provisions for providing the electricity, telephone, gas, water, sewer, and other utilities to his office trailer that are required or as necessary for completion of the work.
- B. The Contractor shall be responsible for all utility charges.

PART 2 - PRODUCTS

Not used.

PART 3 - EXECUTION

3.01 IMPLEMENTATION

- A. The Contractor shall provide measures to prevent soil erosion and discharge of soil-bearing water runoff and airborne dust to storm drains, adjacent areas and walkways prior to the start of any site work.
- B. Straw bale dikes, silt fencing and synthetic filter fabric shall be used as necessary to protect adjacent lands, surface waters, and vegetation to achieve environmental objectives.
- C. Provide barriers in and around excavations and subgrade construction to prevent flooding by runoff of stormwater from heavy rains.
- D. Soil deposited on pavement by construction and other contractor vehicles shall be removed and the pavement swept as required.
- E. Plan and execute construction by methods to control surface drainage from cuts and fills, from borrow and waste disposal areas. Prevent erosion and sedimentation.
- F. Minimize amount of bare soil exposed at one time.

- G. Provide temporary measures such as berms, dikes, drains, hay bales, gabions, etc., as directed by the Engineer so as to minimize siltation due to runoff.
- H. Construct fill and waste areas by selective placement to avoid erosive exposed surface of silts or clays.
- I. Periodically inspect earthwork to detect evidence of erosion and sedimentation; promptly apply corrective measures.

3.02 OPERATION AND MAINTENANCE

- A. The Contractor shall inspect, repair, and maintain erosion and sediment control measures until final stabilization has been established.

3.03 REMOVAL OF FACILITIES

- A. The Contractor shall remove the temporary facilities after final stabilization has been established. Used devices (including old straw bales) shall be disposed of as Construction & Demolition debris.

3.04 DUST CONTROL

- A. Execute work by methods to minimize raising dust from construction operations. Provide positive means to prevent air-borne dust from dispersing into atmosphere.

- END OF SECTION -

SECTION 01580**PROJECT IDENTIFICATION AND SIGNS****PART 1 - GENERAL****1.01 WORK INCLUDED**

- A. The Contractor shall provide all signs required by these specifications near the site of the work. The sign shall set forth the description of the work and the names of the Owner, Engineer and Contractor as shown on the Plans or in these Specifications.
- B. The Contractor shall furnish and install two (2) sign on the Project. One sign shall conform to the specifications and painted as shown on Figure 1, 01580-2 and one sign shall conform to the specifications and painted as shown on Figure 2, 01580-3.
- C. All signs shall be erected level, plumb and in accordance with the specifications prior to the first progress meeting. Signs shall be maintained throughout the contract period as a condition for payment to the contractor.

PART 2 - PRODUCT**2.01 SIGN**

- A. The signs shall be constructed of 3/4" thick APA A-B Exterior grade or marine plywood. Posts shall be 4" x 4" of fencing type material. Prime all wood with white primer.

PART 3 - EXECUTION**3.01 MAINTENANCE**

- A. The sign shall be maintained in good condition until completion of the Project.

3.02 LOCATION

- A. The location of the project signs shall be one set at each location. The actual location of the project signs shall be determined at the pre-construction conference after the contract has been awarded.

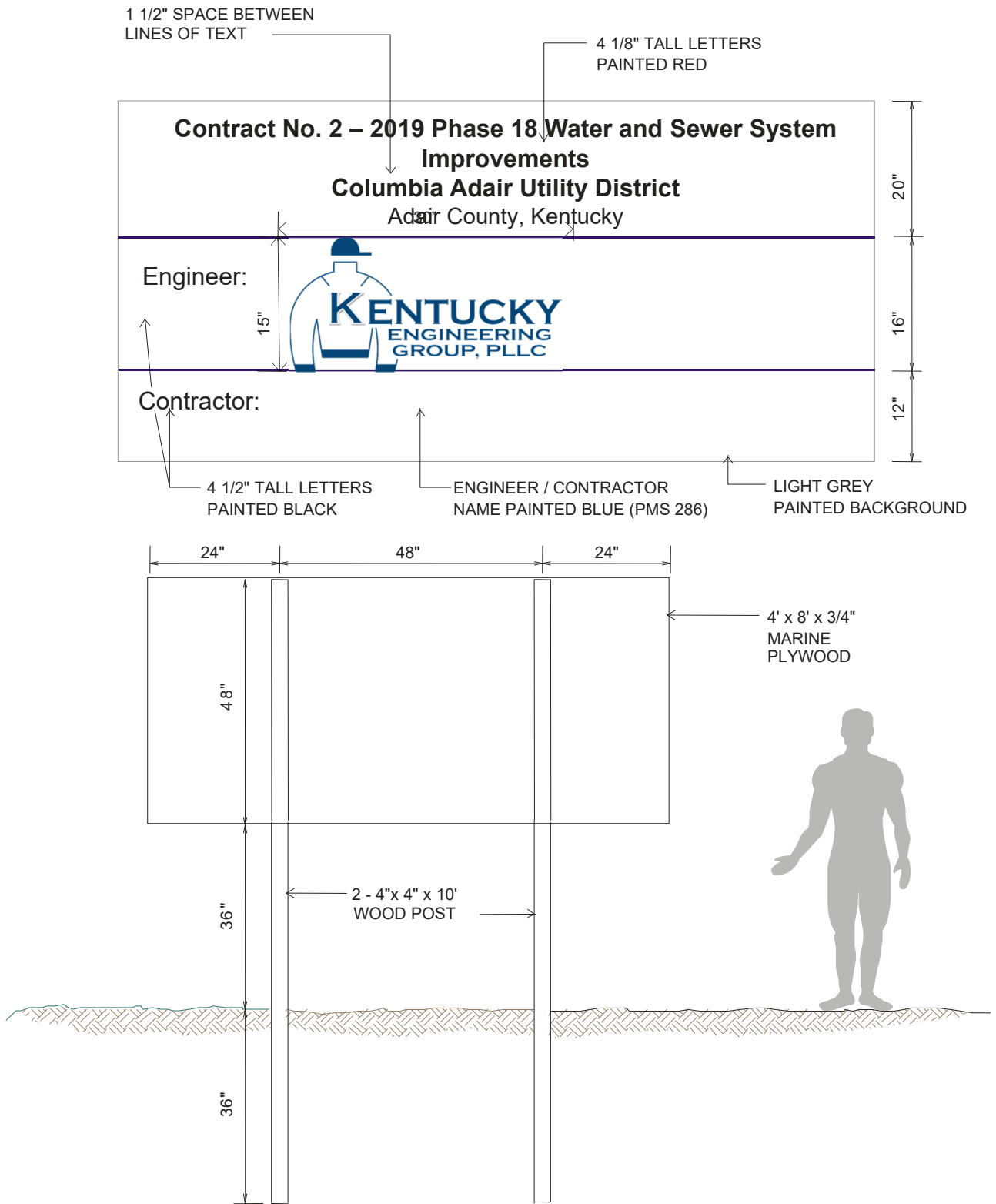
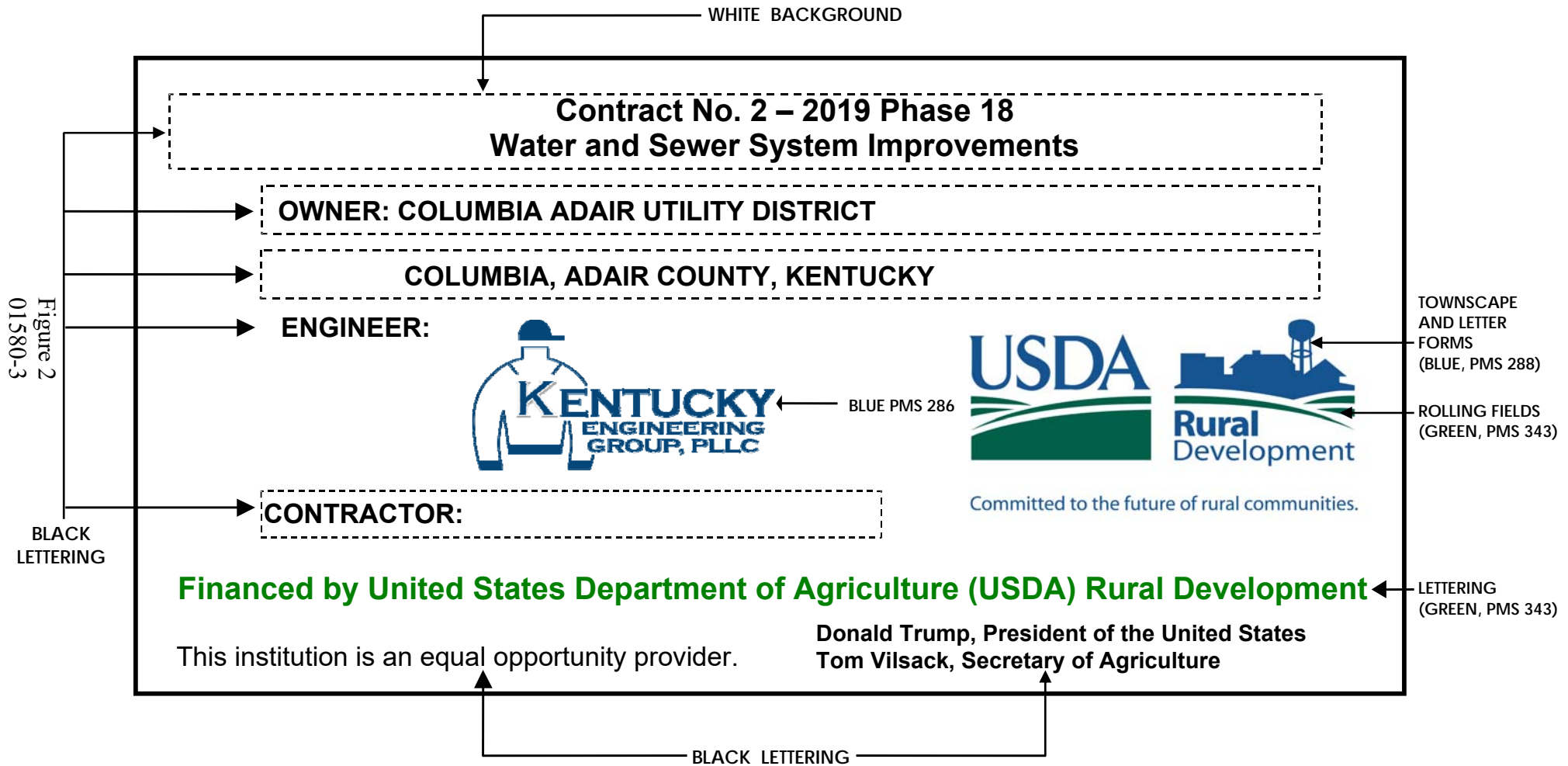


FIGURE 1
 01580-2

TEMPORARY CONSTRUCTION SIGN FOR USDA RURAL DEVELOPMENT PROJECTS



SIGN DIMENSIONS: 1200 mm x 2400 mm x 19 mm (approx. 4' x 8' x 3/4")
PLYWOOD PANEL (APA RATED A-B GRADE-EXTERIOR)

SECTION 01610**TRANSPORTATION AND HANDLING****PART 1 - GENERAL****1.01 WORK INCLUDED**

- A. Handling and Distribution:
1. The Contractor shall handle, haul, and distribute all materials and all surplus materials on the different portions of the work, as necessary or required; shall provide suitable and adequate storage room for materials and equipment during the progress of the work, and be responsible for the protection, loss of, or damage to materials and equipment furnished by him, until the final completion and acceptance of the work.
 2. Storage and demurrage charges by transportation companies and vendors shall be borne by the Contractor.
- B. Storage of Materials and Equipment: All excavated materials and equipment to be incorporated in the work shall be placed so as not to injure any part of the work or the existing facilities and so that free access can be had at all times to all parts of the work and to all public utility installations in the vicinity of the work. Materials and equipment shall be kept neatly piled and compactly stored in such locations as will cause a minimum of inconvenience to public travel and adjoining owners, tenants and occupants.

- END OF SECTION -

SECTION 01700
PROJECT CLOSEOUT

PART 1 - GENERAL

1.01 RELATED REQUIREMENTS SPECIFIED ELSEWHERE

- A. Liquidated Damages: Section 00520
- B. Cleaning: Section 01710.
- C. Project Record Documents: Section 01720.

1.02 SUBSTANTIAL COMPLETION

- A. Contractor:
 - 1. Submit written certification to Engineer that project is substantially complete.
 - 2. Submit list of major items to be completed or corrected.
- B. Engineer will make an inspection within seven days after receipt of certification, together with Owner's Representative.
- C. Should Engineer consider that work is substantially complete:
 - 1. Contractor shall prepare, and submit to Engineer, a list of items to be completed or corrected, as determined by the inspection.
 - 2. Engineer will prepare and issue a Certificate of Substantial Completion, containing:
 - a. Date of Substantial Completion.
 - b. Contractor's list of items to be completed or corrected, verified and amended by Engineer.
 - c. The time within which Contractor shall complete or correct work of listed items.
 - d. Time and date Owner will assume possession of work or designated portion thereof.
 - e. Responsibilities of Owner and Contractor for:
 - (1) Insurance
 - (2) Utilities
 - (3) Operation of mechanical, electrical and other systems.
 - (4) Maintenance and cleaning.
 - (5) Security

- f. Signatures of:
 - (1) Engineer.
 - (2) Contractor.
 - (3) Owner.
- 3. Owner occupancy of Project or Designated Portion of Project:
 - a. Contractor shall:
 - (1) Obtain certificate of occupancy.
 - (2) Perform final cleaning in accordance with Section 01710.
 - b. Owner will occupy Project, under provisions stated in Certificate of Substantial Completion.
- 4. Contractor shall complete work listed for completion or correction, within designated time.
- D. Should Engineer consider that work is not substantially complete.
 - 1. He shall immediately notify Contractor, in writing, stating reasons.
 - 2. Contractor shall complete work, and send second written notice to Engineer, certifying that Project, or designated portion of Project is substantially complete.
 - 3. Engineer will reinspect work.

1.03 FINAL INSPECTION

- A. Contractor shall submit written certification that:
 - 1. Contract Documents have been reviewed.
 - 2. Project has been inspected for compliance with Contract Documents.
 - 3. Work has been completed in accordance with Contract Documents.
 - 4. Equipment and systems have been tested in presence of Owner's Representative and are operational.
 - 5. Project is completed and ready for final inspection.
- B. Engineer will make final inspection within seven (7) days after receipt of certification.
- C. Should Engineer consider that work is finally complete in accordance with requirements of Contract Documents, he shall request Contractor to make Project Closeout submittals.
- D. Should Engineer consider that work is not finally complete:
 - 1. He shall notify Contractor, in writing, stating reasons.
 - 2. Contractor shall take immediate steps to remedy the stated deficiencies, and send second written notice to Engineer certifying that work is complete.

3. Engineer will reinspect work.

1.04 FINAL CLEAN UP

The Work will not be considered as completed and final payment made until all final clean up has been done by the Contractor in a manner satisfactory to the Engineer. See Section 01710 for detailed requirements.

1.05 CLOSEOUT SUBMITTALS

Project Record Documents: To requirements of Section 01720.

1.06 FINAL APPLICATION FOR PAYMENT

Contractor shall submit final applications in accordance with requirements of GENERAL PROVISIONS.

1.07 FINAL CERTIFICATE FOR PAYMENT

- A. Engineer will issue final certificate in accordance with provisions of GENERAL PROVISIONS.
- B. Should final completion be materially delayed through no fault of Contractor, Engineer may issue a Semi-Final Certificate for Payment.

- END OF SECTION -

SECTION 01710**CLEANING****PART 1 - GENERAL****1.01 WORK INCLUDED**

- A. During its progress the work and the adjacent areas affected thereby shall be kept cleaned up and all rubbish, surplus materials, and unneeded construction equipment shall be removed and all damage repaired so that the public and property owners will be inconvenienced as little as possible.
- B. Where material or debris has washed or flowed into or been placed in existing watercourses, ditches, gutters, drains, pipes, structures, by work done under this contract, or elsewhere during the course of the Contractor's operations, such material or debris shall be entirely removed and satisfactorily disposed of during the progress of the work, and the ditches, channels, drains, pipes, structures, and work, etc., shall, upon completion of the work, be left in a clean and neat condition.
- C. On or before the completion of the work, the Contractor shall, unless otherwise especially directed or permitted in writing, tear down and remove all temporary buildings and structures built by him; shall remove all temporary works, tools, and machinery or other construction equipment furnished by him; shall remove, acceptably disinfect, and cover all organic matter and material containing organics in, under, and around privies, houses, and other buildings used by him; shall remove all rubbish from any grounds which he has occupied; and shall leave the roads and all parts of the premises and adjacent property affected by his operations in a neat and satisfactory condition.
- D. The Contractor shall thoroughly clean all materials and equipment installed by him and his subcontractors, and on completion of the work shall deliver it undamaged and in fresh and new appearing condition.
- E. The Contractor shall restore or replace, when and as directed, any public or private property damaged by his work, equipment, or employees, to a condition equal or better than that existing immediately prior to the beginning of operations. To this end the Contractor shall do as required all necessary highway or driveway, walk, and landscaping work. Suitable materials, equipment, and methods shall be used for such restoration. The restoration of existing property or structures shall be done as promptly as practicable as work progresses and shall not be left until the end of the contract period.

1.02 DESCRIPTION

- A. Related Requirements Specified Elsewhere:
 - 1. Project Closeout: Section 01700.
 - 2. Cleaning for Specific Products or Work: Specification Section for that work.
- B. On a continuous basis, maintain premises free from accumulations of waste, debris, and rubbish, caused by operations.

- C. At completion of Work, remove waste materials, rubbish, tools, equipment, machinery and surplus materials, and clean all sight-exposed surfaces; leave Project clean and ready for occupancy.

1.03 SAFETY REQUIREMENTS

- A. Hazards Control:
 - 1. Store volatile wastes in covered metal containers, and remove from premises daily.
 - 2. Prevent accumulation of wastes, which create hazardous conditions.
 - 3. Provide adequate ventilation during use of volatile or noxious substances.
- B. Conduct cleaning and disposal operations in compliance with local ordinances and anti-pollution laws.
 - 1. Do not burn or bury rubbish and waste materials on Project site without written permission from the Owner.
 - 2. Do not dispose of volatile wastes such as mineral spirits, oil, or fuel in open drainage ditches or storm or sanitary drains.
 - 3. Do not dispose of wastes into streams or waterways.

PART 2 - PRODUCTS

2.01 MATERIALS

- A. Use only cleaning materials recommended by manufacturer of surface to be cleaned.
- B. Use cleaning materials only on surfaces recommended by cleaning material manufacturer.

PART 3 - EXECUTION

3.01 DURING CONSTRUCTION

- A. Execute cleaning to ensure that grounds and public properties are maintained free from accumulations of waste materials and rubbish.
- B. Wet down dry materials and rubbish to minimize blowing dust.
- C. At reasonable intervals during progress of Work, clean site and public properties, and dispose of waste materials, debris and rubbish.
- D. Provide on-site containers for collection of waste materials, debris and rubbish.
- E. Remove waste materials, debris and rubbish from site and legally dispose of at public or private dumping areas off construction site.
- F. The Contractor shall thoroughly clean all materials and equipment installed.

3.02 FINAL CLEANING

- A. Employ experienced workmen, or professional cleaners, for final cleaning.
- B. In preparation for substantial completion, conduct final inspection of project area(s).
- C. Broom clean paved surfaces; rake clean other surfaces of grounds.
- D. Maintain cleaning until Project, or portion thereof, is accepted by Owner.

- END OF SECTION -

SECTION 01720**PROJECT RECORD DOCUMENTS****PART 1 - GENERAL****1.01 WORK INCLUDED**

The Contractor shall obtain from the Engineer, one (1) set of prints of the Contract Drawings. These prints shall be kept and maintained in good condition at the project site and a qualified representative of the Contractor shall enter upon these prints, from day-to-day, the actual "as-built" record of the construction progress. Entries and notations shall be made in a neat and legible manner and these prints shall be delivered to the Engineer upon completion of the construction. APPROVAL FOR FINAL PAYMENT WILL BE CONTINGENT UPON COMPLIANCE WITH THIS PROVISION.

1.02 RELATED REQUIREMENTS SPECIFIED ELSEWHERE:

- A. SECTION 01300 - SUBMITTALS.
- B. SECTION 0710 - GENERAL CONDITIONS

1.03 MAINTENANCE OF DOCUMENTS

- A. Maintain at job site, one copy of:
 - 1. Contract Drawings
 - 2. Specifications
 - 3. Addenda
 - 4. Reviewed Shop Drawings
 - 5. Change Orders
 - 6. Other Modifications to Contract
- B. Store documents in approved location, apart from documents used for construction.
- C. Provide files and racks for storage of documents.
- D. Maintain documents in clean, dry legible condition.
- E. Do not use record documents for construction purposes.
- F. Make documents available at all times for inspection by Engineer and Owner.

1.04 MARKING DEVICES

- A. Provide colored pencil or felt-tip marking pen for all marking.

1.05 RECORDING

- A. Label each document "PROJECT RECORD" in 2-inch high printed letters.

- B. Keep record documents current.
- C. Do not permanently conceal any work until required information has been recorded.
- D. Contract Drawings: Legibly mark to record actual construction:
 - 1. Horizontal and vertical location of underground utilities and appurtenances referenced to permanent surface improvements.
 - 2. Location of internal utilities and appurtenances concealed in construction referenced to visible and accessible features of structure.
 - 3. Field changes of dimension and detail.
 - 4. Changes made by Change Order or Field Order.
 - 5. Details not on original Contract Drawings.
- E. Specifications and Addenda: Legibly mark up each Section to record:
 - 1. Manufacturer, trade name, catalog number, and supplier of each product and item of equipment actually installed.
 - 2. Changes made by Change Order or Field Order.
 - 3. Other matters not originally specified.
- F. Shop Drawings: Maintain as record documents; legibly annotate Shop Drawings to record changes made after review.

1.06 SUBMITTAL

- A. At completion of project, deliver record documents to Engineer.
- B. Accompany submittal with transmittal letter, in duplicate, containing:
 - 1. Date.
 - 2. Project Title and Number.
 - 3. Contractor's Name and Address.
 - 4. Title and Number of each Record Document.
 - 5. Certification that each Document as Submitted is Complete and Accurate.
 - 6. Signature of Contractor, or his authorized Representative.

- END OF SECTION -

SECTION 01730**OPERATING AND MAINTENANCE DATA****PART 1 - GENERAL****1.01 WORK INCLUDED**

- A. Compile product data and related information appropriate for Owner's maintenance and operation of equipment furnished under the contract. Prepare operating and maintenance data as specified.
- B. Instruct Owner's personnel in the maintenance and operation of equipment and systems as outlined herein and/or in other Divisions.
- C. In addition to maintenance and operations data, the manufacturer's printed recommended installation practice shall also be included. If not part of the operations and maintenance manual, separate written installation instructions shall be provided, serving to assist the Contractor in equipment installation.
- D. Related Requirements Specified Elsewhere:
 - 1. Section 01300 - Submittals.
 - 2. Section 01700 - Project Closeout.
 - 3. Section 01720 - Project Record Documents.
 - 4. Section 01740 - Warranties and Bonds.
 - 5. General Provisions

1.02 MAINTENANCE AND OPERATIONS MANUAL

- A. Every piece of equipment furnished and installed shall be provided with complete maintenance and operations manuals. These shall be detailed in instructions to the Owner's personnel. They shall be attractively bound for the Owner's records.
- B. The manuals shall be submitted to the Engineer for review as to adequacy and completeness. Provide three (3) copies each.

1.03 FORM OF SUBMITTALS

- A. Prepare data in the form of an instructional manual for use by Owner's personnel.
- B. Format:
 - 1. Size: 8-1/2 x 11 in.
 - 2. Paper: 20 pound minimum, white, for typed pages.
 - 3. Text: Manufacturer's printed data, or neatly typewritten.

4. Drawings:
 - a. Provide reinforced punched binder tab, bind with text.
 - b. Fold large drawings to the size of the text pages where feasible.
 - c. For all drawings included within manuals, furnish a 3 mil mylar copy in standard size drawings 36" x 24", 8" x 16" or 8-1/2" x 11".
 - d. For flow or piping diagrams that cannot be detailed on the standard size drawings, a larger, appropriate size drawing may be submitted.
 5. Provide fly-leaf for each separate product, or each piece of operating equipment.
 - a. Provide typed description of product, and major component parts of equipment.
 - b. Provide indexed tabs.
 6. Cover: Identify each volume with types or printed title "OPERATING AND MAINTENANCE INSTRUCTIONS". List:
 - a. Title of Project.
 - b. Identity of separate structure as applicable.
 - c. Identity of general subject matter covered in the manual.
- C. Binders:
1. Commercial quality, durable and cleanable, 3-hole, 3" or 4" post type binders, with oil and moisture resistant hard covers.
 2. When multiple binders are used, correlate the data into related consistent grouping.
 3. Labeled on the front cover and side of each binder shall be the name of the Project, the Contract Number and Volume Number.

1.04 CONTENT OF MANUAL

- A. Neatly typewritten table of contents for each volume, arranged in systematic order.
 1. Contractor, name of responsible principal, address and telephone number.
 2. A list of each product required to be included, indexed to the content of the volume.
 3. List, with each product, the name, address and telephone number of:
 - a. Subcontractor or installer.
 - b. Maintenance contractor, as appropriate.
 - c. Identify the area of responsibility of each.

- d. Local source of supply for parts and replacement.
 4. Identify each product by product name and other identifying symbols as set forth in Contract Documents.
- B. Product Data:
 1. Include only those sheets which are pertinent to the specific product. References to other sizes and types or models of similar equipment shall be deleted or lined out.
 2. Annotate each sheet to:
 - a. Clearly identify the specific product or part installed.
 - b. Clearly identify the data applicable to the installation.
 - c. Provide a parts list for all new equipment items, with catalog numbers and other data necessary for ordering replacement parts.
 - d. Delete references to inapplicable information.
 3. Clear and concise instructions for the operation, adjustment, lubrication, and other maintenance of the equipment including a lubrication chart.
- C. Drawings:
 1. Supplement product data with drawings as necessary to clearly illustrate:
 - a. Relations of component parts of equipment and systems.
 - b. Control and flow diagrams.
 2. Coordinate drawings with information in Project Record Documents to assure correct illustration of completed installation.
 3. Do not use Project Record Documents as maintenance drawings.
- D. Written text, as required to supplement product data for the particular installation:
 1. Organize in a consistent format under separate headings for different procedures.
 2. Provide a logical sequence of instructions for each procedure.
- E. Copy of each warranty, bond and service contract issued: Provide information sheet for Owner's personnel.
 1. Proper procedures in the event of failure.
 2. Instances which might affect the validity of warranties or bonds.
- F. These manuals shall be delivered to the Engineer at the time designated by the Engineer. The manuals must be approved by the Engineer before final payment on the equipment is made.

- END OF SECTION -

SECTION 01740
WARRANTIES AND BONDS

PART 1 - GENERAL

1.01 WORK INCLUDED

- A. Compile specified warranties and bonds.
- B. Compile specified service and maintenance contracts.
- C. Co-execute submittals when so specified.
- D. Review submittals to verify compliance with Contract Documents.
- E. Related requirements specified elsewhere:
 - 1. Bid Bond: Instructions to Bidders.
 - 2. Performance and Payment Bonds: General Provisions, Section 00600
 - 3. Guaranty: General Provisions.
 - 4. General Warranty of Construction: General Provisions.
 - 5. Project Closeout: SECTION 01700.
 - 6. Warranties and Bonds required for specific products: As listed herein.
 - 7. Provisions of Warranties and Bonds, Duration: Respective specification sections for particular products.
 - 8. Operating and Maintenance Data: SECTION 01730.

1.02 SUBMITTALS REQUIREMENTS

- A. Assemble warranties, bonds and service and maintenance contracts, executed by each of the respective manufacturers, suppliers and subcontractors.
- B. Furnish two (2) original signed copies.
- C. Table of Contents: Neatly typed, in orderly sequence. Provide complete information for each item.
 - 1. Product, equipment or work item.
 - 2. Firm name, address and telephone number.
 - 3. Scope
 - 4. Date of beginning of warranty, bond or service and maintenance contract.
 - 5. Duration of warranty, bond or service and maintenance contract.

6. Provide information for Owner's personnel:
 - a. Proper procedure in case of failure.
 - b. Instances which might affect the validity of warranty or bond.
7. Contractor name, address and telephone number.

1.03 FORM OF SUBMITTALS

- A. Prepare in duplicate packets.
- B. Format:
 1. Size 8-1/2 in. x 11 in., punch sheets for 3-ring binder: Fold larger sheets to fit into binders.
 2. Cover: Identify each packet with typed or printed title "WARRANTIES AND BONDS".
List:
 - a. Title of Project.
 - b. Name of Contractor.
- C. Binders: Commercial quality, three-ring, with durable and cleanable plastic covers.

1.04 TIME OF SUBMITTALS

- A. For equipment or component parts of equipment put into service during progress of construction: Submit documents within 10 days after inspection and acceptance.
- B. Otherwise, make submittals within 10 days after date of substantial completion, prior to final request for payment.
- C. For items of work, where acceptance is delayed materially beyond the Date of Substantial Completion, provide updated submittal within 10 days after acceptance, listing the date of acceptance as the start of the warranty period.

1.05 SUBMITTALS REQUIRED

- A. Submit warranties, bonds, service and maintenance contracts as specified in the respective sections of the Specifications.

- END OF SECTION -

SECTION 02110**SITE CLEARING****PART 1 - GENERAL****1.01 WORK INCLUDED**

- A. Clear site within construction limits of plant life.
- B. Remove grass and topsoil in area of access road and foundation.
- C. Remove root system of trees and shrubs.
- D. Remove surface debris

1.02 RELATED WORK

- A. Section 02228 - Rock Removal.
- B. Section 02211 - Rough Grading.

1.03 REGULATORY REQUIREMENTS

- A. Conform to applicable local codes and ordinances for disposal of debris.

PART 2 - PRODUCTS

Not Used.

PART 3 - EXECUTION**3.01 CLEARING**

- A. Clear areas required for access to site and execution of work.
- B. Remove trees, shrubs, brush, and other vegetable matter such as snags, bark, and refuse.

3.02 PROTECTION

- A. The Contractor shall not cut or injure any trees or other vegetation outside the easement lines and outside the areas to be cleared, as indicated on the Drawings, without written permission from the Engineer. The Contractor shall be responsible for all damage done outside these lines.

3.03 GRUBBING

- A. From areas to be grubbed, the Contractor shall remove completely all stumps, remove to a depth of at least 24 inches below subgrade elevation all roots larger than 1 1/2 in. in diameter, and remove to a depth of 12 in. all roots larger than 1/2 in. in diameter. Such depths shall be measured from the existing ground surface, the proposed finished grade or subgrade, whichever is lower.

3.04 STRIPPING

- A. All stumps, roots, foreign matter, topsoil, loam, and unsuitable earth shall be stripped from the ground surface. The topsoil and loam shall be utilized insofar as possible, for finished surfacing. Loam shall not be taken from the site.

3.05 DISPOSAL

- A. All material resulting from clearing and grubbing and not scheduled for reuse or stockpiling shall become the property of the Contractor and shall be suitably disposed of off site, unless otherwise directed by the Engineer, in accordance with all applicable laws, ordinances, rules and regulations.
- B. Such disposal shall be performed as promptly as possible after removal of the material and shall not be left until the final period of cleaning up.

3.06 FENCES

- A. Wherever fences need to be removed to provide access to the work or are damaged during the progress of work, they shall be restored or repaired to as good a condition as existed prior to construction at the Contractor's expense.

-- END OF SECTION --

SECTION 02200**EARTHWORK****PART 1 - GENERAL****1.01 DESCRIPTION OF WORK**

- A. Extent of earthwork is indicated on the Drawings.
 - 1. Preparation of subgrade for pavements is included as part of this work.
 - 2. Engineered fill for support of building or basin slabs is included as part of this work.
 - 3. Backfilling of tanks, basins, basements and trenches within building line is included as part of this work.
- B. Excavation for Mechanical/Electrical Work: Excavation and backfill required in conjunction with underground mechanical and electrical utilities, and buried mechanical and electrical appurtenances is included as work of this Section.
- C. Definition: "Excavation" consists of removal of all material encountered to subgrade elevations and subsequent disposal or reuse of materials removed.

1.02 REFERENCES

- A. Materials and installation shall be in accordance with the latest revisions of the following codes, standards, and specifications, except where more stringent requirements have been specified herein:
 - 1. American Society for Testing and Materials (ASTM)
 - a. A328 Specification for Steel Sheet Piling
 - b. D698 Test Method for Laboratory Compaction Characteristics of Soil Using Standard Effort (12,400 ft-lbf/ft³) (600 kN-m/m³)
 - c. D1556 Test Method for Density and Unit Weight of Soil in Place by the Sand-Cone Method
 - d. D1760 Specification for Pressure Treatment of Timber Products
 - e. D2922 Test Methods for Density of Soil and Soil Aggregate in Place by Nuclear Methods (Shallow Depth)

1.03 DEFINITIONS

- A. Excavation (or Trenching)
 - 1. Grubbing, stripping, removing, storing and rehandling of all materials of every name and nature necessary to be removed for all purposes incidental to the construction and completion of all the work under construction.

2. All sheeting, sheetpiling, bracing and shoring, and the placing, driving, cutting off and removing of the same.
 3. All diking, ditching, fluming, cofferdamming, pumping, bailing, draining, well pointing, or otherwise disposing of water.
 4. The removing and disposing of all surplus materials from the excavations in the manner specified.
 5. The maintenance, accommodation and protection of travel and the temporary paving of highways, roads and driveways.
 6. The supporting and protecting of all tracks, rails, buildings, curbs, sidewalks, pavements, overhead wires, poles, trees, vines, shrubbery, pipes, sewers, conduits or other structures or property in the vicinity of the work, whether over- or underground or which appear within or adjacent to the excavations, and the restoration of the same in case of settlement or other injury.
 7. All temporary bridging and fencing and the removing of same.
- B. Earth
1. All materials such as sand, gravel, clay, loam, ashes, cinders, pavements, muck, roots or pieces of timber, soft or disintegrated rock, not requiring blasting, barring, or wedging from their original beds, and specifically excluding all ledge or bedrock and individual boulders or masonry larger than one-half cubic yard in volume.
- C. Backfill
1. The refilling of excavation and trenches to the line of filling indicated on the Contract Drawings or as directed using materials suitable for refilling of excavations and trenches; and the compacting of all materials used in filling or refilling by rolling, ramming, watering, puddling, etc., as may be required.
- D. Spoil
1. Surplus excavated materials not required or not suitable for backfills or embankments.
- E. Embankments
1. Fills constructed above the original surface of the ground or such other elevation as specified or directed.
- F. Limiting Subgrade
1. The underside of the pipe barrel for pipelines
 2. The underside of footing lines for structures
- G. Excavation Below Subgrade
1. Excavation below the limiting subgrades of structures or pipelines.

2. Where materials encountered at the limiting subgrades are not suitable for proper support of structures or pipelines, the Contractor shall excavate to such new lines and grades as required.

1.04 RELATED WORK

- A. Dewatering is included in elsewhere in this specification.
- B. Erosion and sedimentation control is included in this Division, Section 02270.
- C. Yard piping is included in this Division, Section 02610.
- D. Seeding is included in this Division, Section 02900.

1.05 QUALITY ASSURANCE

- A. Codes and Standards: Perform excavation work in compliance with applicable requirements of governing authorities having jurisdiction.
- B. Testing and Inspection Service: The Owner shall engage the services of a qualified geotechnical engineering, inspection, and testing firm for quality control testing during earthwork operations.

1.06 SUBMITTALS

- A. Test Reports - Excavating: Copies of all test reports and field reports shall be made available to the Owner and the Engineer.
- B. The Contractor shall provide access to site areas, borrow pits and other areas for testing. The Contractor shall also indicate the need for tests to be performed. The Contractor may prepare any tests necessary for the conduct of his work.

1.07 JOB CONDITIONS

- A. Site Information:
 1. Data on indicated subsurface conditions are not intended as representations or warranties of accuracy or continuity between soil borings. It is expressly understood that the Owner will not be responsible for interpretation or conclusions drawn therefrom by Contractor. Data are made available for convenience of Contractor.
 2. Additional test borings and other exploratory operations may be made by Contractor at no cost to Owner.
 3. A geotechnical investigation has been carried out at the site and a report is available upon request. The Contractor shall obtain a copy of this report and shall read, understand follow all the recommendations and requirements contained therein.
- B. Existing Utilities: Prior to commencement of work, the Contractor shall locate existing underground utilities in areas of the work. If utilities are to remain in place, provide adequate means of protection during earthwork operations where required.
- C. Use of Explosives: SEE SECTION 02228

- D. Protection of Persons and Property: Barricade open excavations occurring as part of this work and post with warning lights.
 - 1. Operate warning lights as recommended by authorities having jurisdiction.
 - 2. Protect structures, utilities, sidewalks, pavements, and other facilities from damage caused by settlement, lateral movement, undermining, washout, and other hazards created by earthwork operations.

PART 2 - PRODUCTS

2.01 SOIL MATERIALS - DEFINITIONS

- A. Subbase Material: Naturally or artificially graded mixture of natural or crushed gravel, crushed stone, crushed slag, natural or crushed sand.
- B. Drainage Fill: Washed, uniformly graded mixture of crushed stone or crushed gravel conforming to No. 57 of Kentucky Department of Highways Standard Specifications.
- C. Backfill and Non-Structural Fill Materials: Satisfactory soil materials free of debris, waste, frozen materials, vegetable, and other deleterious matter. No. 57 stone is also used as backfill material at selected structures.
- D. Granular Structural Fill: Granular structural fill shall be used in areas where indicated in this specification. Granular structural fill shall consist of a crushed stone conforming to gradation requirements of Kentucky Department of Highways and having less than 5% passing the No. 200 sieve. Placing and compaction of the granular structural fill shall be in general accordance with Kentucky Department of Highways Standard Specifications and this specification.

2.02 FILTER FABRIC

- A. Material shall be non-woven polyester or polypropylene geotextile having an equivalent opening size no finer than U.S. Standard Sieve No. 200 and no coarser than a U.S. Standard Sieve No. 140.
- B. An acceptable product is Tytar 3601 manufactured by the Dupont Corporation. Other equivalent products shall be submitted to the Engineer for review and approval prior to usage.

PART 3 - EXECUTION

3.01 EXCAVATION

- A. Excavation includes excavation to subgrade elevations including excavation of earth, rock, bricks, wood, cinders, and other debris. All excavation of materials shall be included in the lump sum portion of the work and will be UNCLASSIFIED AND NO ADDITIONAL PAYMENT WILL BE MADE REGARDLESS OF TYPE OF MATERIAL ENCOUNTERED.
- B. Unauthorized excavation consists of removal of materials beyond indicated subgrade elevations or dimensions without specific direction of Engineer. Unauthorized excavation, as well as remedial work directed by Engineer, shall be at Contractor's expense.
 - 1. Under footings, foundation bases, or retaining walls, fill unauthorized excavation by extending indicated bottom elevation of footing or base to excavation bottom, without

altering required top elevation. Lean concrete fill may be used to bring elevations to proper position, when acceptable to the Engineer.

2. Elsewhere, backfill and compact unauthorized excavations as specified for authorized excavations of same classification.
 3. All material which slides, falls or caves into the established limits of excavations due to any cause whatsoever, shall be removed and disposed of at the Contractor's expense and no extra compensation will be paid the Contractor for any materials ordered for refilling the void areas left by the slide, fall or cave-in.
- C. Additional Excavation: When excavation has reached required subgrade elevations, notify the Geotechnical Engineer who will make an inspection of conditions. The surface of the excavated area shall be "proofrolled" with a loaded truck or other heavy construction equipment.
1. If unsuitable bearing materials are encountered at required subgrade elevations, carry excavation deeper and replace excavated material as directed in writing by the Engineer.
 2. Removal of unsuitable material and its replacement as directed will be paid on basis of Contract conditions relative to changes in work.
- D. Stability of Excavations:
1. Slope sides of excavations to comply with local codes and ordinances having jurisdiction. Shore and brace where sloping is not possible because of space restrictions or stability of material excavated.
 2. Maintain sides and slopes of excavations in safe condition until completion of backfilling.
- E. Shoring and Bracing: Provide materials for shoring and bracing, such as sheet piling, uprights, stringers, and cross-braces, in good serviceable condition.
1. Establish requirements for trench shoring and bracing to comply with local codes and authorities having jurisdiction.
 2. Maintain shoring and bracing in excavations regardless of time period excavations will be open. Carry down shoring and bracing as excavation progresses.
 3. Provide permanent steel sheet piling or pressure crested timber sheet piling wherever subsequent removal of sheet piling might permit lateral movement of soil under adjacent structures. Cut off tops as required and leave permanently in place. In the event the Owner directs the Contractor to leave shoring materials in place, the Owner will reimburse the Contractor for the reasonable cost of leaving such materials in place.
- F. Dewatering: It is anticipated that dewatering may be required at excavations.
- G. Material Storage:
1. Stockpile satisfactory excavated materials where directed, until required for backfill or fill. Place, grade, and shape stockpiles for proper drainage.
 2. Dispose of excess soil material and waste materials offsite at no additional cost to the Owner.

- H. Excavation for Structures
1. Conform to elevations and dimensions shown within a tolerance of plus or minus 0.10 feet and extending a sufficient distance from footings and foundations to permit placing and removal of concrete formwork, installation of services, other construction, and for inspection.
 2. In excavating for footings and foundations, take care not to disturb bottom of excavation. All loose material shall be removed from the excavation just before concrete reinforcement is placed. Trim bottoms to required lines and grades to leave solid base to receive other work.
 3. Protruding rock formations that would interfere with uniform footing bearing shall be removed such that the structure will bear upon uniform engineered fill at least 24 inches thick.
- I. Excavation for Pavements: Cut surface under pavements to comply with cross-sections, elevations, and grades as shown.
- J. Trench Excavation:
1. The Contractor shall include in his lump sum bid all trenching and backfill necessary for installation of all pipe as planned and specified. Trenching shall include clearing and grubbing of all trash, and debris encountered in the trenching. The Contractor shall dispose of such material offsite at no extra cost to the Owner.
 2. All existing facilities shall be protected from danger or damage while pipelines are being constructed and backfilled, and from damage due to settlement of the backfill.
 3. In the event any existing structure is damaged, repair and restoration shall be made at once and backfill shall not be replaced until this is done. Restoration and repair shall be such that the damaged structure is equal to or better than its original condition and can serve its purpose as completely as before. All such restoration and repair shall be done without extra cost to the Owner.
 4. Trenches must be dug to lines and grades shown on the Drawings. Hand trenching may be required in areas where machine trenching would result in undue damage to existing structures and facilities.
 5. Sheeting and shoring of trenches shall be provided at the expense of the Contractor where necessary to protect life, property and the new or existing structures from damage or to maintain maximum permissible trench widths at top of pipe. All necessary materials, including, but not limited to, sheeting, sheet piling, trench jacks, braces, shores and stringers, shall be used to hold trench walls. Sheeting and shoring may be withdrawn as the trenches are being backfilled, after backfill has been tamped over top of the pipe at least 18-inches. If removal before backfill is completed to surface endangers adjacent structures, such as buildings, pipelines, street paving, and sidewalks, then the sheeting and shoring shall be left in place until such danger has passed, and then pulled if practical. Voids caused by sheeting withdrawal shall be backfilled and tamped. If not withdrawn, sheeting shall be cut off at least 18-inches below final surface grade, so there is no obstruction at the ground level. In the event the Owner directs the Contractor to leave shoring materials in place, the Owner will reimburse the Contractor for the reasonable cost of leaving such materials in place.

6. Where subgrade of trench has insufficient stability to support the pipeline and hold it to its original grade, the Engineer may order stabilization by various means. Exclusive of dewatering normally required for construction, and instability caused by neglect of the Contractor, the payment necessary for stabilization shall be negotiated.
7. The location of the pipelines and their appurtenances as shown are those intended for the final construction. However, conditions may present themselves before construction on any line is started that would indicate desirable changes in location. The Owner reserves the right to make reasonable changes in line and structure locations without extra cost, except as may be determined by extra units of materials and construction actually involved. The Owner is under no obligation to locate pipelines, so they may be excavated by machine.
8. The Contractor shall only have sufficient trench open ahead of the pipe laying work as necessary for the prosecution of the work, that day. Dig trenches to the uniform width required for the particular item to be installed, sufficiently wide to provide ample working room. Provide a minimum of 9" clearance on both sides of pipe or conduit.
 - a. Excavate trenches to depth indicated or required. Carry depth of trenches for piping to establish indicated flow lines and invert elevations. Beyond building perimeter, keep bottoms of trenches sufficiently below finish grade to avoid freeze-ups.
 - b. Where rock is encountered, carry excavation 6-inches below required elevation and backfill with a 6-inch layer of crushed stone or gravel prior to installation of pipe.
 - c. For pipes or conduit 3-inches or less in nominal size and for flat-bottomed, multiple-duct conduit units, excavate to subbase depth indicated or, if not indicated, then to 4-inches below bottom of work to be supported.
 - d. For pipes or conduit 6-inches or larger in nominal size, and mechanical/electrical work indicated to receive subbase, excavate to subbase depth indicated or, if not otherwise indicated, to 6-inches below bottom of work to be supported.
 - e. Except as otherwise indicated, excavate for exterior water piping (water, drainage) so top of piping is no less than 3-feet 6-inches below finish grade.
 - f. Grade bottom of trenches as indicated, notching under pipe bells to provide solid bearing for entire body of pipe.
 - g. Encase pipe with concrete (full encasement) where trench excavations pass within 18 inches of column or wall footings and which are carried below bottom of such footings, or which pass under wall footings. Place concrete to level of bottom of adjacent footing(s).
 - h. Concrete is specified in Division 3.
 - i. Do not backfill trenches until tests and inspections have been made and backfilling authorized by the Engineer. Use care in backfilling to avoid damage or displacement of pipe systems.

- j. For piping or conduit less than 3-feet 6-inches below surface of roadways, furnish and install steel casing pipe, minimum wall thickness of 5/16", of sufficient diameter to carry the pipe or conduit to at least two feet beyond outside edge of pavement.
- K. Cold Weather Protection: Protect excavation bottoms against freezing when atmospheric temperature is less than 35°F (1°C).

3.02 REMOVAL OF WATER

A. General

1. The Contractor shall at all times provide and maintain proper and satisfactory means and devices for the removal of all water entering the excavations, and shall remove all such water as fast as it may collect, in such manner as shall not interfere with the prosecution of the work or the proper placing of pipes, structures, or other work.
2. Unless otherwise specified, all excavations which extend down to or below the static groundwater elevations shall be dewatered by lowering and maintaining the groundwater beneath such excavations at all times when work thereon is in progress, during subgrade preparation and the placing of the structure or pipe thereon.
3. Water shall not be allowed to rise over or come in contact with any masonry, concrete or mortar, until at least 24 hours after placement, and no stream of water shall be allowed to flow over such work until such time as the Engineer may permit.
4. Where the presence of fine grained subsurface materials and a high groundwater table may cause the upward flow of water into the excavation with a resulting quick or unstable condition, the Contractor shall install and operate a well point system to prevent the upward flow of water during construction.
5. Water pumped or drained from excavations, or any sewers, drains or water courses encountered in the work, shall be disposed of in a suitable manner without injury to adjacent property, the work under construction, or to pavements, roads, drives, and water courses. No water shall be discharged to sanitary sewers. Sanitary sewage shall be pumped to sanitary sewers or shall be disposed of by an approved method.
6. Any damage caused by or resulting from dewatering operations shall be the sole responsibility of the Contractor.

B. Work Included

1. The construction and removal of cofferdams, sheeting and bracing, and the furnishing of materials and labor necessary therefor.
2. The excavation and maintenance of ditches and sluiceways.
3. The furnishing and operation of pumps, well points, and appliances needed to maintain thorough drainage of the work in a satisfactory manner.

C. Well Point Systems

1. Installation

- a. The well point system shall be designed and installed by or under the supervision of an organization whose principal business is well pointing and which has at least five consecutive years of similar experience and can furnish a representative list of satisfactory similar operations.
- b. Well point headers, points and other pertinent equipment shall not be placed within the limits of the excavation in such a manner or location as to interfere with the laying of pipe or trenching operations or with the excavation and construction of other structures.
- c. Detached observation wells of similar construction to the well points shall be installed at intervals of not less than 50 feet along the opposite side of the excavation from the header pipe and line of well points, to a depth of at least 5 feet below the proposed excavation. In addition, one well point in every 50 feet shall be fitted with a tee, plug and valve so that the well point can be converted for use as an observation well. Observation wells shall be not less than 1-½ inches in diameter.
- d. Standby gasoline or diesel powered equipment shall be provided so that in the event of failure of the operating equipment, the standby equipment can be readily connected to the system. The standby equipment shall be maintained in good order and actuated regularly not less than twice a week.

2. Operation

- a. Where well points are used, the groundwater shall be lowered and maintained continuously (day and night) at a level not less than 2 feet below the bottom of the excavation. Excavation will not be permitted at a level lower than 2 feet above the water level as indicated by the observation wells.
- b. The effluent pumped from the well points shall be examined periodically by qualified personnel to determine if the system is operating satisfactorily without the removal of fines.
- c. The water level shall not be permitted to rise until construction in the immediate area is completed and the excavation backfilled.

3.03 BACKFILL AND FILL

A. General:

1. All material to be used as backfill material shall be tested and approved by the Geotechnical Engineer prior to backfilling excavations.
2. With the exception of the organic and inorganic debris, and topsoil, the on-site soil removed from the excavations could be used as non-structural fill or backfill material provided the moisture content of the soil is within acceptable limits. However, offsite borrow material may be required for use as non-structural fill. The use of off-site borrow material shall not result in additional compensation for the Contractor.

3. Place acceptable backfill material in maximum 6-8" lifts (loose thickness) to required subgrade elevations, for each area classification listed below.
 - a. In excavations, use satisfactory excavated or borrow material.
 - b. Under slabs, use drainage fill material for a minimum depth of 6-inches. Below drainage fill use satisfactory excavated or borrow material.
- B. Backfill excavations as promptly as work permits, but not until completion of the following:
 1. Acceptance of construction below finish grade.
 2. Inspection, testing, approval, and recording locations of underground utilities.
 3. Removal of concrete formwork.
 4. Removal of shoring and bracing, and backfilling of voids with satisfactory materials. Cut off temporary sheet piling driven below bottom of structures and remove in manner to prevent settlement of the structure or utilities, or leave in place if required.
 5. Removal of trash and debris.
- C. Compaction:
 1. Control soil compaction during construction providing minimum percentage of density specified for each area classification indicated below.
 - a. Fill under slab-on-grade shall be compacted to 98% Standard Proctor Density, ASTM D698, at a moisture content between 2 percent below to 3 percent above the optimum moisture content.
 - b. Granular structural fill under foundation elements, i.e., footings and base slabs for tanks and basins shall be compacted to 98% Standard Proctor Density, ASTM D698, at a moisture content between 2 percent below to 3 percent above the optimum moisture content.
 2. Moisture Control
 - a. Where subgrade or layer of soil material must be moisture conditioned before compaction, uniformly apply water to surface or subgrade, or layer of soil material, to prevent free water appearing on surface during or subsequent to compaction operations. Do not place backfill or fill material on surfaces that are muddy, frozen, or contain frost or ice.
 - b. Remove and replace, or scarify and air dry, soil material that is too wet to permit compaction to specified density.
 - c. Soil material that has been removed because it is too wet to permit compaction may be stockpiled or spread and allowed to dry. Assist drying by dicing, harrowing, or pulverizing until moisture content is reduced to the optimum moisture for compaction.

3. Place backfill and fill materials evenly adjacent to structures, piping, or conduit to required elevations. Take care to prevent wedging action of backfill against structures or displacement of piping or conduit by carrying material uniformly around structure, piping, or conduit to approximately same elevation in each lift.

D. Backfilling Trenches:

1. Backfilling shall be accomplished as soon as practical after pipe has been laid and jointing and alignment approved. Packing of crushed rock between joints shall be uniform and progress as the pipe laying progresses. This is in order to avoid danger of misalignment from slides, flooding or other causes. The Engineer shall be given a maximum of 24 hours for inspection before backfilling.
2. The backfill over the pipe shall be in accordance with the details shown on the Drawings for bedding and backfilling pipe.
3. In case maximum permissible trench widths (as designated by the pipe manufacturer) are exceeded, the Contractor shall furnish crushed rock backfill to a minimum of 12-inches over the top of pipe at no extra cost to the Owner.
4. If additional earth is required for back filling, it must be obtained and placed by the Contractor.
5. In the case of street, highway, railroad, sidewalk and driveway crossings; or within any roadway paving; or about manholes, valve and meter boxes; the backfill must be mechanically tamped in not over 6 inch layers, measured loose. Alternate method of compacting backfill shall be used, if refill material is in large hard lumps (crushed rock excepted) which cannot be consolidated without leaving voids.
6. Where traffic on streets, driveways, railroads, sidewalks and highways requires temporary surfacing, backfilling shall be terminate 4-inches below original ground level and 4-inches to 6-inches of dense graded aggregate shall be placed on the trench. Backfill shall be maintained easily passable to traffic at original ground level, until acceptance of project or replacement of paving or sidewalks.
7. The Contractor shall protect all sewer, gas, electric, telephone, water, and drain pipes or conduits from damage while pipelines are being constructed and backfilled, and from danger due to settlement of trench backfill.
8. No extra payment shall be made for backfilling of any kind, except as specified hereinbefore. Backfilling shall be included as a part of the lump sum bid. No extra payment will be made to the Contractor for supplying outside materials for backfill.
9. On completion of the project, all backfill shall be dressed; holes filled; and surplus material hauled away. All permanent walks, street paving, roadway, etc., shall be restored and repaved to match existing pavement thickness over a width equal to the trench width plus 2 feet. A compacted subbase of 12" of KDOT DGA crushed stone with less than 5% passing the No. 200 sieve shall be added under concrete pavements (10" under asphalt concrete pavement).

3.04 GRADING

- A. General: Uniformly grade areas within limits of grading under this section, including adjacent transition areas. Smooth finished surface within specified tolerances, compact with uniform levels or slopes between points where elevations are indicated, or between such points and existing grades.
- B. Grading Outside Building Lines:
 - 1. All materials used for backfill around structures shall be of a quality acceptable to the Engineer and shall be free from large or frozen lumps, wood and other extraneous material. All spaces excavated and not occupied by footings, foundations, walls or other permanent work shall be refilled with earth up to the surface of the surrounding ground, unless otherwise specified, with sufficient allowance for settlement. In making the fills and terraces around the structures, the fill shall be placed in layers not exceeding 8-inches in depth and shall be kept smooth as the work progresses. Each layer of the fill shall be compacted. Sections of the fill immediately adjacent to buildings or structures shall be thoroughly compacted by means of mechanical tamping or hand tamping as may be required by the conditions encountered. All fills shall be placed so as to load structures symmetrically.
 - 2. As set out hereinbefore, rough grading shall be held below finished grade and then the topsoil, which has been stockpiled, shall be evenly spread over the surface. The grading shall be brought to the levels shown on the Drawings. Final dressing shall be accomplished by hand work or machine work, or a combination of these methods as may be necessary to produce a uniform and smooth finish to all parts of the regrade. The surface shall be free from clods greater than 2-inches in diameter. Excavated rock may be placed in the fills, but it shall be thoroughly covered. Rock placed in fills shall not be closer than 12-inches from finished grade.
 - 3. Grade areas adjacent to building lines to drain away from structures and to prevent ponding. Finish surfaces free from irregular surface changes, and as follows:
 - a. Walks: Shape surface of areas under walks to line, grade, and cross-section, with finish surface not above or 1.0 inch below required subgrade elevation.
 - b. Pavements: Shape surface of areas under pavement to line, grade, and cross-section, with finish surface not more than 1.0 in. below required subgrade elevation.
- C. Grading Surface of Fill Under Building Slabs: Grade smooth and even, free of voids, compacted as specified, and to required elevation. Provide final grades within a tolerance of 1.0 in. above or 1.0 in. below required subgrade elevation when tested with a 10-ft. straightedge.
- D. Compaction: After grading, compact subgrade surfaces to the depth and indicated percentage of maximum or standard proctor density for each area classification.
- E. Slope Protection and Erosion Control: Conform to the requirements of Section 02270 for permanent slope protection and erosion control.

3.05 FIELD QUALITY CONTROL

- A. Quality Control Testing During Construction:
 - 1. Allow the Geotechnical Engineer to inspect and report to the Engineer on findings and approve subgrades and fill layers before further construction work is performed.

2. Perform field density tests in accordance with ASTM D 1556 (sand cone method), ASTM D 2167 (rubber balloon method), or ASTM D 2992 (nuclear density method), as applicable and at a frequency necessary to be reasonably assured that adequate compaction is achieved.
- B. If in the opinion of the Engineer, based on testing service reports and inspection, subgrade or fills which have been placed are below specified density, provide additional compaction and testing at no additional expense to the Owner.

3.06 MAINTENANCE

- A. Reconditioning Compacted Areas: Where completed compacted areas are disturbed by subsequent construction operations or adverse weather, scarify surface, reshape, and compact to required density prior to further construction.
- B. Settling: Where settling is measurable or observable at excavated areas during general project warranty period, remove surface (pavement, or other finish), add backfill material, compact, and replace surface treatment. Restore appearance, quality, and condition of surface or finish to match adjacent work, and eliminate evidence of restoration to greatest extent possible.

3.07 DISPOSAL OF EXCESS NON-ORGANIC SOIL AND ROCK

- A. General: All excess excavated material shall become the property of the Contractor and shall be disposed by him outside the project limits. It is the Contractor's responsibility to locate a suitable waste area off-site, obtain necessary permits or use of the waste area and be in compliance with applicable laws and regulations.

-- END OF SECTION --

SECTION 02211**ROUGH GRADING****PART 1 - GENERAL****1.01 WORK INCLUDED**

- A. Remove topsoil and stockpile for later reuse.
- B. Grade and rough contour site.

1.02 RELATED WORK

- A. Geotechnical investigation report is available upon request.
- B. Section 02228 - Rock Removal.
- C. Section 02220 – Earthwork.

1.03 PROJECT RECORD DOCUMENTS

- A. Submit document.
- B. Accurately record location of utilities remaining, rerouted utilities, new utilities by horizontal dimensions, elevations or inverts, and slope gradients.

1.04 PROTECTION

- A. Protect trees and other features remaining as portion of final landscaping.
- B. Protect bench marks, existing structures, fences, roads, sidewalks and other features not designated for demolition.
- C. Protect above or below grade utilities which are to remain.
- D. Contractor shall be responsible for repairing any damage to those items not designated for demolition or removal in a manner satisfactory to the Owner at no additional cost to the Owner.

PART 2 - PRODUCTS**2.01 MATERIALS**

- A. Topsoil: Excavated material, graded free of roots, rocks larger than one inch, subsoil, debris, and large weeds.
- B. Subsoil: Excavated material, graded free of lumps larger than 12 inches, rocks larger than 12 inches, and debris.

PART 3 - EXECUTION**3.01 PREPARATION**

- A. Identify required lines, levels, contours, and datum.
- B. Identify known below grade utilities. Stake and flag locations.
- C. Identify and flag above grade utilities.
- D. Maintain and protect existing utilities remaining which pass through work area.
- E. Upon discovery of unknown utility or concealed conditions, discontinue affected work; notify Engineer.

3.02 TOPSOIL EXCAVATION

- A. Excavate topsoil from areas to be further excavated, and stockpile in area designated on site by the Engineer.
- B. Do not excavate wet topsoil.
- C. Stockpile topsoil to depth not exceeding 8 feet.

3.03 SUBSOIL EXCAVATION

- A. Excavate subsoil from indicated areas and stockpile in area designated on site. Excess subsoil may be reused according to Section 02220, Backfilling.
- B. Do not excavate wet subsoil.
- C. Stockpile subsoil to depth not exceeding 8 feet.
- D. When excavation through roots is necessary, perform work by hand and cut roots with a sharp axe.

3.04 TOLERANCES

- A. Top Surface of Subgrade: Plus or minus three inches.

- END OF SECTION -

SECTION 02222**EXCAVATION****PART 1 - GENERAL****1.01 WORK INCLUDED**

- A. Structure excavation.
- B. Shoring excavations.

1.02 RELATED WORK

- A. Geotechnical Report in these specifications.
- B. Section 01450 - Quality Control.
- C. Section 02228 - Rock Removal.
- D. Section 02211 - Rough Grading.
- E. Section 02220 - Backfilling and Embankments.
- F. Section 02226 - Trenching.

1.03 REGULATORY REQUIREMENTS

- A. Protect excavations by shoring, bracing, sheet piling, underpinning, or other methods required to prevent cave-in or loose soil from falling into excavation.
- B. Underpin adjacent structures which may be damaged by excavation work, including service utilities and pipe chases.
- C. Notify Engineer of unexpected subsurface conditions and discontinue affected work in area until notified to resume work.
- D. Protect bottom of excavations and soil adjacent to and beneath foundations from frost.
- E. Grade excavation top perimeter to prevent surface water run-off into excavation.

PART 2 - PRODUCTS**2.01 MATERIALS**

- A. Subsoil: Excavated material, graded free of lumps larger than 12 inches, rocks larger than 12 inches, and debris.
- B. # 57's or # 9's: Mineral aggregate graded 1/4 inch to 5/8 inch, free of soil, subsoil, clay, shale, or foreign matter.

PART 3 - EXECUTION

3.01 PREPARATION

Identify required liens, levels, contours, and datum.

3.02 EXCAVATION

- A. Excavate subsoil required for structure foundations, construction operations, and other work. All excavation shall be unclassified excavation.
- B. Contractor is responsible to adequately brace open cuts and protect workmen and equipment from cave-in.
- C. Remove lumped subsoil, boulders, and rock up to 1/3 cu. yd., measured by volume. Remove larger material under Section 02228.
- D. Correct unauthorized excavation at no cost to Owner.
- E. Fill over-excavated areas under structure bearing surfaces in accordance with direction by Engineer.
- F. Stockpile excavated material in area designated on site.

3.03 FIELD QUALITY CONTROL

Provide for visual inspection of rock surfaces under provisions of Section 01450.

- END OF SECTION -

SECTION 02226**TRENCHING, BACKFILLING AND COMPACTING****PART 1 GENERAL****1.01 SUMMARY**

- A. This Section includes excavation and backfill as required for pipe installation or other construction in the trench, and removal and disposal of water, in accordance with the applicable provisions of the Section entitled "Earthwork" unless modified herein.

PART 2 PRODUCTS

NOT USED

PART 3 EXECUTION**3.01 EXCAVATION**

- A. The trench excavation shall be located as shown on the Contract Drawings or as specified. Under ordinary conditions, excavation shall be by open cut from the ground surface. Where the depth of trench and soil conditions permit, tunneling may be required beneath cross walks, curbs, gutters, pavements, trees, driveways, railroad tracks and other surface structures. No additional compensation will be allowed for such tunneling over the price bid for open cut excavation of equivalent depths below the ground surface unless such tunnel excavation is specifically provided for in the Contract Documents.
- B. Trenches shall be excavated to maintain the depths as shown on the Contract Drawings or as specified for the type of pipe to be installed.
- C. The alignment and depth shall be determined and maintained by the use of a string line installed on batter boards above the trench, a double string line installed along side of the trench or a laser beam system.
- D. The minimum width of trench excavation shall be 6-inches on each side of the pipe hub for 21-inch diameter pipe and smaller and 12-inches on each side of the pipe hub for 24-inch diameter pipe and larger.
- E. Trenches shall not be opened for more than 300 feet in advance of pipe installation nor left unfilled for more than 100 feet in the rear of the installed pipe when work is in progress without the consent of the Engineer. Open trenches shall be protected and barricaded as required.
- F. Bridging across open trenches shall be constructed and maintained where required.

3.02 SUBGRADE PREPARATION FOR PIPE

- A. Where pipe is to be laid on undisturbed bottom of excavated trench, mechanical excavation shall not extend lower than the finished subgrade elevation at any point.
- B. Where pipe is to be laid on special granular material the excavation below subgrade shall be to the depth specified or directed. The excavation below subgrade shall be refilled with

special granular material as specified or directed, shall be deposited in layers not to exceed 6 inches and shall be thoroughly compacted prior to the preparation of pipe subgrade.

- C. The subgrade shall be prepared by shaping with hand tools to the contour of the pipe barrel to allow for uniform and continuous bearing and support on solid undisturbed ground or embedment for the entire length of the pipe.
- D. Pipe subgrade preparation shall be performed immediately prior to installing the pipe in the trench. Where bell holes are required they shall be made after the subgrade preparation is complete and shall be only of sufficient length to prevent any part of the bell from becoming in contact with the trench bottom and allowing space for joint assembly.

3.03 STORAGE OF MATERIALS

- A. Traffic shall be maintained at all times in accordance with the applicable Highway Permits. Where no Highway Permit is required at least one-half of the street must be kept open for traffic.
- B. Where conditions do not permit storage of materials adjacent to the trench, the material excavated from a length as may be required, shall be removed by the Contractor, at his cost and expense, as soon as excavated. The material subsequently excavated shall be used to refill the trench where the pipe had been built, provided it be of suitable character. The excess material shall be removed to locations selected and obtained by the Contractor.
 - 1. The Contractor shall, at his cost and expense, bring back adequate amounts of satisfactory excavated materials as may be required to properly refill the trenches.
- C. If directed by the Engineer, the Contractor shall refill trenches with select fill or other suitable materials and excess excavated materials shall be disposed of as spoil.

3.04 REMOVAL OF WATER AND DRAINAGE

- A. The Contractor shall at all times provide and maintain proper and satisfactory means and devices for the removal of all water entering the trench, and shall remove all such water as fast as it may collect, in such manner as shall not interfere with the prosecution of the work.
- B. The removal of water shall be in accordance with the Section entitled "Earthwork".

3.05 PIPE EMBEDMENT

- A. All pipe shall be protected from lateral displacement and possible damage resulting from superimposed backfill loads, impact or unbalanced loading during backfilling operations by being adequately embedded in suitable pipe embedment material. To ensure adequate lateral and vertical stability of the installed pipe during pipe jointing and embedment operations, a sufficient amount of the pipe embedment material to hold the pipe in rigid alignment shall be uniformly deposited and thoroughly compacted on each side, and back of the bell, of each pipe as laid.
- B. Concrete cradle and encasement of the class specified shall be installed where and as shown on the Contract Drawings or ordered by the Engineer. Before any concrete is placed, the pipe shall be securely blocked and braced to prevent movement or flotation. The concrete cradle or encasement shall extend the full width of the trench as excavated unless otherwise authorized by the Engineer. Where concrete is to be placed in a sheeted trench it shall be poured directly against sheeting to be left in place or against a bond-breaker if the sheeting is to be removed.

- C. Embedment materials placed above the centerline of the pipe or above the concrete cradle to a depth of 12 inches above the top of the pipe barrel shall be deposited in such manner as to not damage the pipe. Compaction shall be as required for the type of embedment being installed.

3.06 BACKFILL ABOVE EMBEDMENT

- A. The remaining portion of the pipe trench above the embedment shall be refilled with suitable materials compacted as specified.
 - 1. Where trenches are within the ditch-to-ditch limits of any street or road or within a driveway or sidewalk, or shall be under a structure, the trench shall be refilled in horizontal layers not more than 8 inches in thickness, and compacted to obtain 95% maximum density, and determined as set forth in the Section entitled "Earthwork".
 - 2. Where trenches are in open fields or unimproved areas outside of the ditch limits of roads, the backfilling may be by placing the material in the trench and mounding the surface.
 - 3. Hand tamping shall be required around buried utility lines or other subsurface features that could be damaged by mechanical compaction equipment.
- B. Backfilling of trenches beneath, across or adjacent to drainage ditches and water courses shall be done in such a manner that water will not accumulate in unfilled or partially filled trenches and the backfill shall be protected from surface erosion by adequate means.
 - 1. Where trenches cross waterways, the backfill surface exposed on the bottom and slopes thereof shall be protected by means of stone or concrete rip-rap or pavement.
- C. All settlement of the backfill shall be refilled and compacted as it occurs.

-END OF SECTION-

SECTION 02228**ROCK REMOVAL BLASTING****PART 1 GENERAL****1.01 SUMMARY**

- A. This Section includes removal to the widths and depths shown on the Contract Drawings or as directed by the Engineer, including the loosening, removing, transporting, storing and disposal of all materials requiring blasting, barring, or wedging for removal from their original beds, and backfill of rock excavations with acceptable materials
- B. Use of explosives for rock removal shall be used only with prior permission from both the Engineer and Owner.
- C. Rock removal is part of and incidental to unclassified excavation. No separate payment shall be made for rock removal.

1.02 SUBMITTALS

- A. In addition to those submittals identified in the General Provisions, the following items shall be submitted:
 - 1. Before any blasting operations begin the Contractor shall obtain all permits and licenses required.

1.03 DEFINITIONS

- A. Rock
 - 1. All pieces of ledge or bedrock, boulders or masonry larger than one-half cubic yard in volume.
 - 2. Any material requiring blasting, barring, or wedging for removal from its original bed.

PART 2 PRODUCTS

NOT USED

PART 3 EXECUTION**3.01 BLASTING (Use of explosives for rock removal shall be used only with prior permission from both the Engineer and Owner.)**

- A. General
 - 1. Handling of explosives and blasting shall be done only by experienced persons.
 - 2. Handling and blasting shall be in accordance with all Federal, State and local laws, rules and regulations relating to the possession, handling, storage and transportation and use of explosives.

3. All blasts in open cut shall be properly covered and protected with approved blasting mats.
 4. Charges shall be of such size that the excavation will not be unduly large and shall be so arranged and timed that adjacent rock, upon or against which pipelines or structures are to be built, will not be shattered.
 5. Blasting will not be permitted within 25 feet of pipelines or structures.
 6. All existing pipes or structures exposed during excavation shall be adequately protected from damage before proceeding with the blasting.
 7. NFPA 495 - Code for Manufacture, Transportation, Storage and Use of Explosive Materials.
 8. Commonwealth of Kentucky Department of Mines and Minerals, Laws and Regulations Governing Explosives and Blasting.
- B. Repair of Damages Due to Blasting
1. Any injury or damage to the work or to existing pipes or structures shall be repaired or rebuilt by the Contractor at his expense.
 2. Whenever blasting may damage adjacent rock, pipes or structures, blasting shall be discontinued and the rock removed by drilling, barring, wedging or other methods.
- C. Explosives
1. At no time shall an excessive amount of explosives be kept at the site of the work. Such explosives shall be stored, handled and used in conformity with all applicable laws and regulations.
 2. Accurate daily records shall be kept showing the amounts of explosives on hand, both at the site and at any storage magazine, the quantities received and issued, and the purpose for which issued.
 3. The Contractor shall be responsible for any damage or injury to any persons, property or structures as a result of his handling, storage or use of explosives.
- D. Rock Clearance in Trenches
1. Ledge rock, boulders and large stones shall be removed from the sides and bottom of the trench to provide clearance for the specified embedment of each pipe section, joint or appurtenance; but in no instance shall the clearance be less than 6 inches. Additional clearance at the pipe bell or joint shall be provided to allow for the proper make-up of the joint.
 2. At the transition from an earth bottom to a rock bottom the minimum bottom clearance shall be 12 inches for a distance of not less than 5 feet.
- E. Rock Clearance at Structures
1. Concrete for structures shall be placed directly on the rock and the excavation shall be only to the elevations and grades shown on the Contract Drawings.

3.02 EXCAVATION AND BACKFILL

- A. Rock removal and backfilling shall be performed in accordance with the applicable provisions of the Section entitled "Earthwork".
- B. The rock excavated which cannot be incorporated into the backfill material, as specified, shall be disposed of as spoil and shall be replaced with the quantity of acceptable material required for backfilling.

-END OF SECTION-

SECTION 02255**CRUSHED STONE AND DENSE GRADED AGGREGATE****PART 1 - GENERAL****1.01 SCOPE OF WORK**

- A. Furnish and install crushed stone for miscellaneous uses as shown on the Drawings, as called for in the Specifications.
- B. Sizes, types, and quality of crushed stone are specified in this Section, but its use for replacement of unsuitable material, pavement base, and similar uses is specified in detail elsewhere in the Specifications. The Engineer may order the use of crushed stone for purposes other than those specified in other Sections, if, in his opinion, such use is advisable. Payment for same will be subject to negotiation.

PART 2 - PRODUCTS**2.01 MATERIALS**

- A. When referred to in these Specifications, crushed stone shall be Number 57 graded in accordance with the Kentucky Department of Highways, Standard Specifications, latest edition, unless otherwise noted.
- B. When referred to in these Specifications, dense graded aggregate (DGA) shall be crushed stone classified by the Kentucky Department of Highways, Standard Specifications, latest edition, and conforming to the following requirements:

<u>Sieve Size</u>	<u>Percent Passing</u>
1 Inch	100
3/4 Inch	70 - 100
1/2 Inch	50 - 80
#4	30 - 65
#10	17 - 50
#40	8 - 30
#200	2 - 10

PART 3 - EXECUTION**3.01 INSTALLATION**

- A. Crushed stone shall be placed and compacted in accordance with the Kentucky Department of Highways, Standard Specifications.
- B. Crushed stone shall be placed in those areas as shown on the Drawings.

-- END OF SECTION --

SECTION 02270**SLOPE PROTECTION AND EROSION CONTROL****PART 1 - GENERAL****1.01 WORK INCLUDED**

- A. The Contractor shall do all work and take all measures necessary to control soil erosion resulting from construction operations, shall prevent the flow of sediment from the construction site, and shall contain construction materials (including excavation and backfill) within his protected working area so as to prevent damage to adjacent property.
- B. The Contractor shall not employ any construction method that violates a rule, regulation, guideline or procedure established by Federal, State or local agencies having jurisdiction over the environmental effects of construction. The Contractor shall be responsible for obtaining all associated permits.
- C. Pollutants such as chemicals, fuels, lubricants, bitumen, raw sewage and other harmful waste shall not be discharged into or alongside of any body of water or into natural or man-made channels leading thereto.

PART 2 - PRODUCTS**2.01 MATERIALS**

- A. Temporary Slope Protection and Erosion Control:

Bales may be hay or straw, and shall be reasonably clean and free of noxious weeds and deleterious materials. Filter fabric for sediment traps shall be of suitable materials acceptable to the Engineer.
- B. Permanent Slope Protection and Erosion Control:

On slopes 2H:1V and steeper, and where shown on the drawings place Type A Dumped Rock Fill with a 24-inch minimum thickness over non-woven geotextile filter fabric.

PART 3 - EXECUTION**3.01 METHODS OF CONSTRUCTION**

- A. The Contractor shall use any of the acceptable methods necessary to control soil erosion and prevent the flow of sediment to the maximum extent possible. These methods shall include, but not be limited to, the use of water diversion structures, diversion ditches and settling basins.
- B. Construction operations shall be restricted to the areas of work indicated on the Drawings and to the area which must be entered for the construction of temporary or permanent facilities. The Engineer has the authority to limit the surface area of erodible earth material exposed by clearing and grubbing, excavation, borrow and fill operations and to direct the Contractor to provide immediate permanent or temporary pollution control measures to prevent contamination of the wetlands and adjacent watercourses. Such work may involve the construction of temporary berms, dikes, dams, sediment basins, slope drains, and use of temporary mulches, mats, or other control devices or methods as necessary to control erosion.

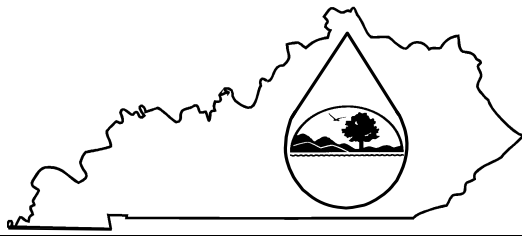
- C. Excavated soil material shall not be placed adjacent to the wetlands or watercourses in a manner that will cause it to be washed away by high water or runoff. Earth berms or diversions shall be constructed to intercept and divert runoff water away from critical areas. Diversion outlets shall be stable or shall be stabilized by means acceptable to the Engineer. If for any reason construction materials are washed away during the course of construction, the Contractor shall remove those materials from the fouled areas as directed by the Engineer.
- D. For work within easements, all materials used in construction such as excavation, backfill, roadway, and pipe bedding and equipment shall be kept within the limits of the easements.
- E. The Contractor shall not pump silt-laden water from trenches or other excavations into the wetlands, or adjacent watercourses. Instead, silt-laden water from his excavations shall be discharged within areas surrounded by baled hay or into sediment traps to ensure that only sediment-free water is returned to the watercourses. Damage to vegetation by excessive watering or silt accumulation in the discharge area shall be avoided.
- F. Prohibited construction procedures include, but are not limited to, the following:
 - 1. Dumping of spoil material into any streams, wetlands, surface waters, or unspecified locations.
 - 2. Indiscriminate, arbitrary, or capricious operation of equipment in wetlands or surface waters.
 - 3. Pumping of silt-laden water from trenches or excavations into surface waters, or wetlands.
 - 4. Damaging vegetation adjacent to or outside of the construction area limits.
 - 5. Disposal of trees, brush, debris, paints, chemicals, asphalt products, concrete curing compounds, fuels, lubricants, insecticides, washwater from concrete trucks or hydroseeders, or any other pollutant in wetlands, surface waters, or unspecified locations.
 - 6. Permanent or unauthorized alteration of the flow line of any stream.
 - 7. Open burning of debris from the construction work.
- G. Any temporary working roadways required shall be clean fill approved by the Engineer. In the event fill is used, the Contractor shall take every precaution to prevent the fill from mixing with native materials of the site. All such foreign fill materials shall be removed from the site following construction.

3.02 EROSION CHECKS

The Contractor shall furnish and install baled hay or straw erosion checks in all locations indicated on the Drawings, surrounding the base of all deposits of stored excavated material outside of the disturbed area, and where indicated by the Engineer. Checks, where indicated on the Drawings, shall be installed immediately after the site is cleared and before trench excavation is begun at the location indicated. Checks located surrounding stored material shall be located approximately 6 ft. from that material. Bales shall be held in place with two 2 in. by 2 in. by 3 ft. wooden stakes. Each bale shall be butted tightly against the adjoining bale to preclude short circuiting of the erosion check.

- END OF SECTION -

KPDES FORM NOI-SW



Kentucky Pollutant Discharge Elimination System
 (KPDES)
Notice of Intent (NOI)
for Storm Water Discharges
Associated with Industrial Activity Under the
KPDES General Permit

Submission of this Notice of Intent constitutes notice that the party identified in Section I of this form intends to be authorized by a KPDES permit issued for storm water discharges associated with industrial activity. Becoming a permittee obligates such discharger to comply with the terms and conditions of the permit.

ALL NECESSARY INFORMATION MUST BE PROVIDED ON THIS FORM (See Instructions on back)

I. Facility Operator Information

Name:		Phone:	
Address:		Status of Owner/Operator:	
City, State, Zip Code:			

II. Facility/Site Location Information

Name:			
Address:			
City, State, Zip Code:			
County:			
Site Latitude: (degrees/minutes/seconds)		Site Longitude: (degrees/minutes/seconds)	

III. Site Activity Information

MS4 Operator Name:				
Receiving Water Body:				
Are there existing quantitative data?	Yes <input type="checkbox"/>	If Yes, submit with this form.		
	No <input type="checkbox"/>			
SIC or Designated Activity Code Primary		2nd	3rd	4th
If this facility is a member of a Group Application, enter Group Application Number:				
If you have other existing KPDES Permits, enter Permit Numbers:				

IV. Additional Information Required FOR CONSTRUCTION ACTIVITIES ONLY

Project Start Date:		Completion Date:	
Estimated Area to be disturbed (in acres):			
Is the Storm Water Pollution Prevention Plan in Compliance with State and/or Local Sediment and Erosion Plans?	Yes <input type="checkbox"/>	No <input type="checkbox"/>	

V. Certification: I certify under penalty of law that this document and all attachments were prepared under my direction or supervision in accordance with a system designed to assure that qualified personnel properly gather and evaluate the information submitted. Based on my inquiry of the person or persons who manage the system, or those persons directly responsible for gathering the information, the information submitted is, to the best of my knowledge and belief, true, accurate, and complete. I am aware that there are significant penalties for submitting false information, including the possibility of fine and imprisonment for knowing violations.

Printed or Typed Name:			
Signature:		Date:	

**Kentucky Pollutant Discharge Elimination System (KPDES)
Instructions
Notice of Intent (NOI) for Storm Water Discharges Associated with Industrial Activity
To Be Covered Under The KPDES General Permit**

WHO MUST FILE A NOTICE OF INTENT (NOI) FORM

Federal law at 40 CFR Part 122 prohibits point source discharges of stormwater associated with industrial activity to a water body of the Commonwealth of Kentucky without a Kentucky Pollutant Discharge Elimination System (KPDES) permit. The operator of an industrial activity that has such a storm water discharge must submit a NOI to obtain coverage under the KPDES Storm Water General Permit. If you have questions about whether you need a permit under the KPDES Storm Water program, or if you need information as to whether a particular program is administered by the state agency, call the **Storm Water Contact, Industrial Section, Kentucky Division of Water at (502) 564-3410.**

WHERE TO FILE NOI FORM

NOIs must be sent to the following address:

**Section Supervisor
Inventory & Data Management Section
KPDES Branch, Division of Water
Frankfort Office Park
14 Reilly Road
Frankfort, KY 40601**

COMPLETING THE FORM

Type or print legibly in the appropriate areas only. If you have any questions regarding the completion of this form call the **Storm Water Contact, Industrial Section, at (502) 564-3410.**

SECTION I - FACILITY OPERATOR INFORMATION

Give the legal name of the person, firm, public organization, or any other entity that operates the facility or site described in this application. The name of the operator may or may not be the same as the name of the facility. The responsible party is the legal entity that controls the facility's operation, rather than the plant or site manager. Do not use a colloquial name. Enter the complete address and telephone number of the operator.

Enter the appropriate letter to indicate the legal status of the operator of the facility.

F = Federal M = Public (other than federal or state)
S = State P = Private

SECTION II - FACILITY/SITE LOCATION INFORMATION

Enter the facility's or site's official or legal name and complete street address, including city, state, and ZIP code.

SECTION III - SITE ACTIVITY INFORMATION

If the storm water discharges to a municipal separate storm sewer system (MS4), enter the name of the operator of the MS4 (e.g., municipality name, county name) and the receiving water of the discharge from the MS4. (A MS4 is defined as a conveyance or system of conveyances (including roads with drainage systems, municipal streets, catch basins, curbs, gutters, ditches, man-made channels, or storm drains) that is owned or operated by a state, city, town, borough, county, parish, district, association, or other public body which is designed or used for collecting or conveying storm water.)

If the facility discharges storm water directly to receiving water(s), enter the name of the receiving water.

Indicate whether or not the owner or operator of the facility has existing quantitative data that represent the characteristics and concentration of pollutants in storm water discharges. If data is available submit with this form.

List, in descending order of significance, up to four 4-digit standard industrial classification (SIC) codes that best describe the principal products or services provided at the facility or site identified in Section II of this application.

If the facility listed in Section II has participated in Part 1 of an approved storm water group application and a group number has been assigned, enter the group application number in the space provided.

If there are other KPDES permits presently issued for the facility or site listed in Section II, list the permit numbers.

SECTION IV - ADDITIONAL INFORMATION REQUIRED FOR CONSTRUCTION ACTIVITIES ONLY

Construction activities must complete Section IV in addition of Sections I through III. Only construction activities need to complete Section IV.

Enter the project start date and the estimated completion date for the entire development plan.

Provide an estimate of the total number of acres of the site on which soil will be disturbed (round to the nearest acre).

Indicate whether the storm water pollution prevention plan for the site is in compliance with approved state and/or local sediment and erosion plans, permits, or storm water management plans.

SECTION V - CERTIFICATION

Federal statutes provide for severe penalties for submitting false information on this application form. Federal regulations require this application to be signed as follows:

For a corporation: by a responsible corporate officer, which means: (i) president, secretary, treasurer, or vice-president of the corporation in charge of a principal business function, or any other person who performs similar policy or decision making functions, or (ii) the manager of one or more manufacturing, production, or operating facilities employing more than 250 persons or having gross annual sales or expenditures exceeding \$25 million (in second-quarter 1980 dollars), if authority to sign documents has been assigned or delegated to the manager in accordance with corporate procedures;

For a partnership or sole proprietorship: by a general partner or the proprietor; or

For a municipality, state, Federal, or other public facility: by either a principal executive officer or ranking elected official.

KPDES FORM NOT-SW

	<p>Kentucky Pollutant Discharge Elimination System (KPDES)</p> <p>NOTICE OF TERMINATION (NOT) of Coverage Under the KPDES General Permit for Storm Water Discharges Associated with Industrial Activity</p>
---	--

Submission of this Notice of Termination constitutes notice that the party identified in Section II of this form is no longer authorized to discharge storm water associated with industrial activity under the KPDES program.

ALL NECESSARY INFORMATION MUST BE PROVIDED ON THIS FORM.
(Please see instructions on back before completing this form.)

I. PERMIT INFORMATION

KPDES Storm Water General Permit Number:
Check here if you are no longer the Operator of the Facility: <input type="checkbox"/>
Check here if the Storm Water Discharge is Being Terminated: <input type="checkbox"/>

II. FACILITY OPERATOR INFORMATION

Name:
Address:
City/State/Zip Code:
Telephone Number:

III. FACILITY/SITE LOCATION INFORMATION

Name:
Address:
City/State/Zip Code:

Certification: I certify under penalty of law that all storm water discharges associated with industrial activity from the identified facility that are authorized by a KPDES general permit have been eliminated or that I am no longer the operator of the facility or construction site. I understand that by submitting this Notice of Termination, I am no longer authorized to discharge storm water associated with industrial activity under this general permit, and that discharging pollutants in storm water associated with industrial activity of waters of the Commonwealth is unlawful under the Clean Water Act and Kentucky Regulations where the discharge is not authorized by a KPDES permit. I also understand that the submittal of this Notice of Termination does not release an operator from liability for any violations of this permit or the Kentucky Revised Statutes.

NAME (Print or Type)	TITLE
SIGNATURE	DATE

INSTRUCTIONS
NOTICE OF TERMINATION (NOT) OF COVERAGE UNDER THE KPDES GENERAL PERMIT
FOR STORM WATER DISCHARGES ASSOCIATED WITH INDUSTRIAL ACTIVITY

Who May File a Notice of Termination (NOT) Form

Permittees who are presently covered under the Kentucky Pollutant Discharge Elimination System (KPDES) General Permit for Storm Water Discharges Associated with Industrial Activity may submit a Notice of Termination (NOT) form when their facilities no longer have any storm water discharges associated with industrial activity as defined in the storm water regulations at 40 CFR 122.26 (b)(14), or when they are no longer the operator of the facilities.

For construction activities, elimination of all storm water discharges associated with industrial activity occurs when disturbed soils at the construction site have been finally stabilized and temporary erosion and sediment control measures have been removed or will be removed at an appropriate time, or that all storm water discharges associated with industrial activity from the construction site that are authorized by a KPDES general permit have otherwise been eliminated. Final stabilization means that all soil-disturbing activities at the site have been completed, and that a uniform perennial vegetative cover with a density of 70% of the cover for unpaved areas and areas not covered by permanent structures has been established, or equivalent permanent stabilization measures (such as the use of riprap, gabions, or geotextiles have been employed.

Where to File NOT Form

Send this form to the following address:

**Section Supervisor
Inventory & Data Management Section
KPDES Branch, Division of Water
14 Reilly Road, Frankfort Office Park
Frankfort, KY 40601**

Completing the Form

Type or print legibly in the appropriate areas and according to the instructions given for each section. If you have questions about this form, call the Storm Water Contact, Industrial Section, at (502) 564-3410.

Section I - Permit Information

Enter the existing KPDES Storm Water General Permit number assigned to the facility or site identified in Section III. If you do not know the permit number, **call the Storm Water Contact, Industrial Section at (502) 564-3410.**

Indicate your reason for submitting this Notice of Termination by checking the appropriate box:

If there has been a change of operator and you are no longer the operator of the facility or site identified in Section III, check the corresponding box.

If all storm water discharges at the facility or site identified in Section III have been terminated, check the corresponding box.

Section II - Facility Operator Information

Give the legal name of the person, firm, public organization, or any other entity that operates the facility or site described in this application. The name of the operator may or may not be the same name as the facility. The operator of the facility is the legal entity which controls the facility's operation, rather than the plant or site manager. Do not use a colloquial name. Enter the complete address and telephone number of the operator.

Section III - Facility/Site Location Information

Enter the facility's or site's official or legal name and complete address, including city, state and ZIP code. If the facility lacks a street address, indicate the state, the latitude and longitude of the facility to the nearest 15 seconds, or the quarter, section, township, and range (to the nearest quarter section) of the approximate center of the site.

Section IV - Certification

Federal statutes provide for severe penalties for submitting false information on this application form. Federal regulations require this application to be signed as follows:

For a corporation: by a responsible corporate officer, which means: (i) president, secretary, treasurer, or vice-president of the corporation in charge of a principal business function, or any other person who performs similar policy or decision making functions, or (ii) the manager of one or more manufacturing, production or operating facilities employing more than 250 persons or having gross annual sales or expenditures exceeding \$25 million (in second-quarter 1980 dollars), if authority to sign documents has been assigned or delegated to the manager in accordance with corporate procedures;

For a partnership or sole proprietorship: by a general partner or the proprietor; or

For a municipality, State, Federal, or other public facility: by either a principal executive

SECTION 02600**PIPE, FITTINGS AND INSTALLATION****PART 1 - GENERAL****1.01 SCOPE**

A. Furnish all labor, materials, equipment and incidentals necessary to install and test pipe and fittings as shown on the Drawings and required by the Specifications.

B. Piping shall be located substantially as shown. The Engineer reserves the right to make such modifications in locations as may be found desirable to avoid interference between pipes or for other reasons.

C. Wherever the word pipe or piping is used it shall mean pipe and fittings unless otherwise noted. All ductile iron pipe (D.I.P.), fittings, glands and accessories shall be of the same manufacturer unless approved otherwise.

1.02 AMERICAN IRON AND STEEL

Under the requirements of Section 746 of Title VII of the Consolidated Appropriations Act of 2017 (Division A-Agriculture, Rural Development, Food and Drug Administration, and Related Agencies, Appropriations Act, 2017) and subsequent statutes mandating domestic preference applies to American Iron and Steel requirement to this project. All listed iron and steel products used in this project must be produced in the United States.

PART 2 - PRODUCTS**2.01 DUCTILE IRON PIPE (D.I.P.) AND FITTINGS**

A. Ductile iron pipe (D.I.P.) shall conform to ANSI/AWWA C150/A21.50, ANSI/AWWA C151/A21.51 Standard. The pipe shall conform to thickness class 350 unless noted otherwise. All pipe, fittings and joints should be capable of accommodating pressure up to 350 psi. Joint restraints required. SEE SECTION 01600 MATERIAL AND EQUIPMENT for APPROVED MANUFACTURE.

B. Ductile iron mechanical joint fittings shall have a body thickness and radii of curvature conforming to ANSI A21.10 and have joints in accordance with ANSI/AWWA C111.A21.11. Fittings and joints shall be supplied with all accessories.

C. All pipe and fittings shall be tar coated outside and shall receive a standard cement lining with bituminous seal coat on the inside in accordance with ASA Specification A21.40 (AWWA-C104).

D. Cement mortar lining and seal coating for pipe and fittings, where applicable, shall be in accordance with ANSI/AWWA C104/A21.4. Bituminous outside coating shall be in accordance with ANSI/AWWA C151/A21.51 for pipe and ANSI/AWWA C110/A21.10 for fittings.

E. All ductile fittings shall be rated at 350 psi water working pressure plus water hammer. Ductile iron fittings shall be ductile cast-iron grade 80-60-03 per ASTM Specification A339-55.

F. No separate pay item has been established for fittings and no determination of the number of fittings required on the job has been made. The Contractor, during the bidding phase, shall determine the number of fittings required on the job and include the cost of the fittings and installation in the unit price for pipe.

G. Push-on type joints shall be single rubber gasket, with cast gasket socket and recessed bell with a tapered annular opening and flared socket and shall conform to ANSI/AWWA C111/A21.11. Plain spigot ends shall be suitably beveled to permit easy entry into the bell, centering and compressing the gasket.

H. Ductile iron flanged joint pipe shall conform to ANSI/AWWA C115/A 21.15 Standard and have a Class of 350. The pipe shall have a rated working pressure of 350 psi with Class 125 flanges. Gaskets shall be ring gaskets with a thickness of 1/8-inch. Flange bolts shall conform to ANSI B16.1.

I. Flanged fittings shall meet all requirements of ANSI/AWWA C110/A21.10 and have Class 125 flanges. Fittings shall accommodate a working pressure up to 350 psi and be supplied with all accessories.

J. River crossing pipe shall be ductile iron with ball and socket type joint. The joint shall be boltless with restraint provided by a bayonet-type locking of the retainer over the bell. All pipe components shall be rugged, high strength ductile iron. The barrel is cast of 60-42-10 ductile iron in accordance with American National Standard A21.51. The bell, ball, and retainer are cast of 70-50-05 ductile iron in accordance with the applicable requirements of American National Standard A21.10. The gasket will be of high quality rubber and symmetrical in shape. The first and last section of river crossing pipe shall be furnished with mechanical joint ends suitable for connection to the remaining system piping.

K. No separate pay item has been established for fittings and no determination of the number of fittings required on the job has been made. The Contractor, during the bidding phase, shall determine the number of fittings required on the job and include the cost of the fittings and installation in the unit price for pipe.

L. Restraint glands or fittings shall be either "Meg-a-Lug" or "Series 100" or "Series 1200" as manufactured by EBBA Iron Sales, Inc., Eastland, Texas.

M. Restrained Joint Pipe:

1. Restrained joints for 4" through 16" push-on joint pipe installation is required and indicated in the project plans or specifications, restrained push-on joint pipe and fittings utilizing ductile iron components shall be provided.

2. Restrained joint pipe shall be ductile iron manufactured in accordance with the requirements of ANSI/AWWA C151/A21.51. Push-on joints for such pipe shall be in accordance with ANSI/AWWA C111/A21.11. Pipe thickness shall be designed in accordance with ANSI/AWWA C150/A21.50, and shall be based on laying conditions and internal pressures as stated in the project plans and specifications. Pipe shall be U.S. Pipe TR FLEX pipe or equal.

3. Restrained joint fittings shall be ductile iron in accordance with applicable requirements of ANSI/AWWA C110/A21.10 with the exception of the manufacturer's proprietary design dimensions. Push-on joints for such fittings shall be in accordance with ANSI/AWWA C111/A21.11. Fittings shall be U.S. Pipe TR FLEX fittings or equal.

4. Cement mortar lining and seal coating for pipe and fittings, where applicable, shall be in accordance with ANSI/AWWA C104/A21.4. Bituminous outside coating shall be in accordance with ANSI/AWWA C151/A21.51 for pipe and ANSI/AWWA C110/A21.10 for fittings.

5. Restrained push-on joints for pipe and fittings shall be designed for a water working pressure of 350 psi in sizes 4" through 24" and 250 psi for sizes 30" through 54".

6. Restrained push-on joint pipe and fittings shall be capable of being deflected after assembly.

2.02 POLYVINYL CHLORIDE (PVC) PIPE (SDR 21 AND SDR 17)

A. Polyvinyl chloride (PVC) pipe for water mains shall be Class 200 (SDR 21) or Class 250 (SDR 17) PVC pressure rated pipe as shown on the Drawings or indicated in the proposal form with either twin gasket joints or integral bell joints with rubber O-ring seals.

B. All PVC pipe shall conform to the latest revisions of ASTM D-1784 (PVC Compounds), ASTM D-2241 (PVC Plastic Pipe, SDR) and ASTM D-2672 (Bell-End PVC Pipe). Rubber gasketed joints shall conform to ASTM D-3139. The gaskets for the PVC pipe joint shall conform to ASTM F-477 and D-1869.

C. Couplings shall be furnished by the pipe manufacturer and shall accommodate the pipe for which they are used. Rubber gasket joints shall provide adequate expansion to allow for a 50 degree change in temperature on one length of pipe. Lubrication for rubber connected couplings shall be water soluble, non-toxic, be non-objectionable in taste and odor and have no deteriorating affect on the PVC or rubber gaskets and shall be as supplied by the pipe manufacturer. Couplings shall conform to ASTM D-3139; SDR-21, 200 psi.

D. All pipe and couplings shall bear identification markings that will remain legible during normal handling, storage and installation, which have been applied in a manner that will not reduce the strength of the pipe or coupling or otherwise damage them. Pipe and coupling markings shall include the normal size and OD base, material code designation, dimension ratio number, ASTM Pressure Class, ASTM designation number for this standard, manufacturer's name or trademark, seal (mark) of the testing agency that verified the suitability of the pipe material for potable-water service. Each marking shall be applied at intervals of not more than 5 feet for the pipe and shall be marked on each coupling.

2.03 POLYVINYL CHLORINE (PVC) PIPE - C.I. PIPE SIZE DR14 AND DR 18

A. Pipe shall meet the requirements of AWWA C-900 Polyvinyl Chlorine (PVC) Pressure Pipe. All Class 200 pipe shall meet the requirements of DR 14 and all Class 150 pipe shall meet the requirements of DR 18. Joints shall be integral bell or twin gasket joints with rubber O-ring seals.

B. All pipe shall be suitable for use as a pressure conduit. Provisions must be made for expansion and contractions at each joint with an elastomeric ring. The bell shall consist of an integral wall section with a solid cross-section elastomeric ring which meets the requirements of ASTM D-1869 and F-477. The bell section shall be designed to be at least as strong as the pipe wall. Sizes and dimensions shall be as shown in this specification.

C. Gaskets and lubricants intended for use with PVC pipe and couplings shall be made from materials that are compatible with the plastic material and with each other when used together, will not support the growth of bacteria, and will not adversely affect the potable qualities of the water that is to be transported. Gaskets and lubricants shall be supplied by the pipe manufacturer.

D. Physical Requirements:

1. Standard Laying Lengths - Standard laying lengths shall be 20 ft. (plus or minus 1") for all sizes. The total footage of pipe of any class and size shall be furnished in standard lengths. Each length of pipe shall be tested to four times the class pressure of the pipe for minimum of 5 second. The integral bell shall be tested with the pipe.
2. Pipe Stiffness - The pipe stiffness using F/y for PVC class water pipe shall be as follows:

<u>Class</u>	<u>DR</u>	<u>F/y</u>
200	14	815
150	18	364

3. Quick Burst Test - Randomly selected tested in accordance with ASTM D-1599 shall withstand without failure pressures listed below when applied in 60 - 70 seconds. Class 150 shall have a minimum burst pressure of 755 psi and Class 200 shall have a minimum burst pressure of 986 psi at 73 degrees F. for all sizes.
4. Drop Impact Test - Pipe shall withstand without failure at 73 degrees F. an impact of 120 ft/lbs created by a falling 12 lb missile with a 2" radius nose without visible evidence of shattering or splitting.

E. All pipe and couplings shall bear identification markings that will remain legible during normal handling, storage and installation, which have been applied in a manner that will not reduce the strength of the pipe or coupling or otherwise damage them. Pipe and coupling markings shall include the nominal size and OD base, material code designation, dimension ratio number, AWWA Pressure Class, AWWA designation number for this standard, manufacturer's name or trademark, seal (mark) of the testing agency that verified the suitability of the pipe material for potable-water service. Each marking shall be applied at intervals of not more than 5 feet for the pipe and shall be marked on each coupling.

2.04 DUCTILE IRON MECHANICAL JOINT FITTINGS FOR PVC PIPE

A. General: Cast-iron mechanical joints shall conform to the latest revision of ANSI A21.11 for centrifugally cast-iron water pipe.

1. 3" to 12". All Working Pressures: Fittings shall conform to ASA Specification A21.10 for 250 psi water working pressure plus water hammer.
2. Fittings 12" and Over, for 150 psi and Less WWP: Fittings for use on 150 psi WWP pipe shall be AWWA Class D Pattern.
3. Fittings 12" and Larger, for 200 psi and Above WWP: Fittings shall be ductile iron or gray iron rated at 250 psi water working pressure plus water hammer. Ductile iron fittings only will be used with ductile iron pipe.

B. All ductile iron fittings shall be rated at 250 psi water working pressure plus water hammer. Ductile iron fittings shall be ductile cast-iron grad 80-60-03 per ASTM Specification A33955. All fittings for connection to PVC pipe-all classes, shall be ductile iron.

C. No separate pay item has been established for fittings and no determination of the number of fittings required on the job has been made. The Contractor, during the bidding phase, shall determine the number of fittings required on the job and include the cost of the fittings and installation in the unit price for pipe.

D. Lining and Coating: All mechanical joint fittings shall be cement lined and bituminous seal coated per Federal Specification WW-P-421b and ASA Specification A421.40 (AWWA C104). Bituminous outside coating shall be in accordance with ANSI/AWWA C110/A21.10.

2.05 HIGH-DENSITY POLYETHYLENE - AWWA APPROVED POTABLE WATER PIPE

A. General: This section is for High-density Polyethylene AWWA C906 and NSF 14 Approved Pipe for Potable Water Service in Sizes 4" to 24" **IPS (Iron Pipe Size)** and defines the characteristics and properties of high-density polyethylene pipe. This specification governs the material, pipe, fittings, butt fusion, and general construction practice for HDPE piping systems.

Pipe shall have a hydrostatic design stress rating of 800 psi based on a material with a 1,600 psi at 23° hydrostatic design basis as determined in accordance with ASTM D-2837.

Fittings shall be molded or fabricated from material meeting the same standards as the pipe.

Joints shall be made by the thermal butt fusion system. All joints shall be completely watertight, airtight and as strong as or stronger than the pipe wall, in strict accordance with the manufacturer's recommendations.

Sections of polyethylene pipe shall be joined into continuous lengths on the job site above ground. The joining method shall be the heat fusion method and shall be performed in strict accordance with the pipe manufacturer's recommendations. The heat fusion equipment used in the joining procedures shall be capable of meeting all conditions recommended by the pipe manufacturer, including, but not limited to, temperature requirements of 400°F, alignment, and 150 psi interfacial fusion pressure.

Heat fusion joining shall be 100% efficient offering a joint weld strength equal to or greater than the tensile strength of the pipe. Socket fusion shall not be used.

B. References: Where all or part of a Federal, ASTM, ANSI, AWWA, etc., standard specification is incorporated by reference in these Specifications, the reference standard shall be the latest edition and revision and considered a part of these specifications.

C. Material: Materials used for the manufacture of polyethylene pipe and fittings shall be extra high molecular weight, high density PE 3408 polyethylene resin. The material shall be listed by PPI (Plastics Pipe Institute, a division of the Society of the Plastics Industry) in PPI TR-4 with a 73°F hydrostatic design basis of 1,600 psi and a 140°F hydrostatic design basis of 800 psi. The PPI listing shall be in the name of the pipe manufacturer and shall be based on ASTM D 2837 testing.

D. Pipe and Fittings: Qualification of Manufacturers. The Manufacturer shall have manufacturing and quality assurance facilities capable of producing and assuring the quality of the pipe and fittings required by these Specifications. The Manufacturer's production facilities shall be open for inspection by the Owner or his Authorized Representative.

1. Pipe: Pipe supplied under this specification shall have a nominal **IPS (Iron Pipe Size)** unless otherwise specified. **The DR (Dimension Ratio) and the pressure rating of the pipe supplied shall be DR 11 (200 psi)**. The pipe shall be produced from approved HDPE pipe grade resin with the nominal physical properties as specified in the appropriate ASTM specifications for the sizes indicated. Pipe having a diameter 3" and larger will be made to the dimensions and tolerances specified in ASTM F 714.

The pipe shall contain no recycled compound except that generated in the manufacturer's own plant. The pipe shall be homogeneous throughout and free of visible cracks, holes, voids, foreign inclusions, or other defects that may affect the wall integrity.

2. Pipe Performance: The pipe will be extruded from resin meeting the specifications of ASTM D 3350 with a minimum cell classification of 345464C.
3. Fittings: HDPE fittings shall be in accordance with ASTM D 3261 and shall be manufactured by injection molding, a combination of extrusion and machining, or fabrication from HDPE pipe conforming to this specification. The fittings shall be fully pressure rated and provide a working pressure equal to that of the pipe with an included 2:1 safety factor. The fittings shall be manufactured from the same base resin type and cell classification as the pipe itself. The fittings shall be homogeneous throughout and free from cracks, holes, foreign inclusions, voids, or other injurious defects.
4. Molded Fittings. Molded fittings shall be manufactured and tested in accordance with ASTM D

3261 and shall be so marked. Molded fittings shall be tested in accordance with AWWA C906.

5. X-Ray Inspection. The Manufacturer shall submit samples from each molded fittings production lot to x-ray inspection.
6. Fabricated Fittings. Fabricated fittings shall be made by heat fusion joining specially machined shapes cut from pipe, polyethylene sheet stock or molded fittings. Fabricated fittings shall be rated for internal pressure service at least equal to the full service pressure rating of the mating pipe. Fabricated fittings shall be tested in accordance with AWWA C906.
7. Polyethylene Flange Adapters. Flange adapters shall be made with sufficient throughbore length to be clamped in a butt fusion-joining machine without the use of a stub-end holder. The sealing surface of the flange adapter shall be machined with a series of small v-shaped grooves (serrations) to promote gasketless sealing, or restrain the gasket against blowout.

E. Joining - Butt Fusion: Sections of polyethylene pipe shall be joined by the butt fusion process into continuous lengths at the job site. The joining method shall be the heat fusion method and shall be performed in strict accordance with the pipe manufacturer's recommendations. The heat fusion equipment used in the joining procedures should be capable of meeting all conditions recommended by the pipe manufacturer. Properly executed electrofusion fittings may be used. Extrusion welding or hot gas welding of HDPE shall not be used for pressure pipe applications or fabrications where shear or structural strength is important. Mechanical joint adapters, flanges, unions, grooved-couplers, transition fittings, and some mechanical couplings may be used to mechanically connect HDPE pipe. Refer to the manufacturer's recommendations.

F. Joining - Other Means: Polyethylene pipe and fittings may be joined together or to other materials by means of (a) flanged connections (flange adapters and back-up rings), (b) mechanical couplings designed for joining polyethylene pipe or for joining polyethylene pipe to another material, (c) MJ Adapters or (d) electrofusion. When joining by other means, the installation instructions of the joining device manufacturer shall be observed.

ID Stiffener and Restraint. A stiffener shall be installed in the bore of the polyethylene pipe when an OD compression mechanical coupling is used and when connecting plain end PE pipe to a mechanical joint pipe, fitting or appurtenance. External clamp and tie rod restraint shall be installed where PE pipe is connected to the socket of a mechanical joint pipe, fitting or appurtenance except where an MJ Adapter is used.

G. Quality and Workmanship: The pipe and/or fitting manufacturer's production facilities shall be open for inspection by the owner or his designated agents with a reasonable advanced notice. During inspection, the manufacturer shall demonstrate that it has facilities capable of manufacturing and testing the pipe and/or fittings to standards required by this specification. Pipe which has been tested by the manufacturer and falls outside of the appropriate limits set forth in this specification will be cause for rejection.

H. QA Records: QA/QC records shall be maintained intact for a minimum of one year from the date of production.

I. Pipe Marking: During extrusion production, the HDPE pipe shall be continuously marked with durable printing including the following information:

Nominal Size
 Dimension Ratio
 Pressure Class, psi
 Manufacturer's Name and Product Series
 Cell Class
 ASTM Basis
 "NSF-PW"

Pipe Test Category
 Plant Code & Extruder
 Production Date
 Operator Number (Shift Letter optional)
 Resin Supplier Code

J. Pipe Packaging, Handling, & Storage: The manufacturer shall package the pipe in a manner designed to deliver the pipe to the project neatly, intact, and without physical damage. The transportation carrier shall use appropriate methods and intermittent checks to insure the pipe is properly supported, stacked, and restrained during transport such that the pipe is not nicked, gouged, or physically damaged. Pipe shall be stored on clean, level ground to prevent undue scratching or gouging. If the pipe must be stacked for storage, such stacking shall be done in accordance with the pipe manufacturer's recommendations. The pipe shall be handled in such a manner that it is not pulled over sharp objects or cut by chokers or lifting equipment. Sections of pipe having been discovered with cuts or gouges in excess of 10% of the pipe wall thickness shall be cut out and removed. The undamaged portions of the pipe shall be rejoined using the heat fusion joining method. Fused segments of pipe shall be handled so as to avoid damage to the pipe. Chains or cable type chokers must be avoided when lifting fused sections of pipe. Nylon slings are preferred. Spreader bars are recommended when lifting long fused sections.

K. Testing:

- Fusion Quality. The Contractor shall ensure the field set-up and operation of the fusion equipment, and the fusion procedure used by the Contractor's fusion operator while on site. Upon request by the Owner, the Contractor shall verify field fusion quality by making and testing a trial fusion. The trial fusion shall be allowed to cool completely; then test straps shall be cut out and bent strap tested in accordance with ASTM D 2657. If the bent strap test of the trial fusion fails at the joint, the field fusions represented by the trial fusion shall be rejected. The Contractor at his expense shall make all necessary corrections to equipment, set-up, operation and fusion procedure, and shall re-make the rejected fusions.
- Hydro-Test: Pipelines shall be tested to the requirements and specifications of the engineer of record. HDPE pressure pipe shall be tested in accordance with the specifications and requirements of the engineer of record and/or with the manufacturer's recommendations. The pressure rating of the pipe is a function of temperature at the time of hydro-test. Refer to the manufacturer's temperature related pressure ratings. At a minimum and if not specified elsewhere, hydro-test the piping system at 1.5 times the pressure rating of the pipe for 2 to 3 hours per Driscopipe Technical Note #35. If a system component such as a fabricated or mechanical fitting has a pressure rating less than that of the pipe, the piping system should be pressure tested to manufacturer's guidelines on that component.

PART 3 - EXECUTION

3.01 LAYING DEPTHS FOR WATER MAINS

In general, water mains shall be laid with a minimum cover of 36" above the top of the main, unless otherwise noted on the Drawings, i.e. for minimum separation between water main and other utilities, connections to existing mains, valve locations, or when required by Kentucky Department of Highways, i.e. ditch lines and borings shall be 42" minimum cover.

3.02 PIPE BEDDING

A. The foundation for pipes laid in trenches shall be prepared so that the entire load of the backfill on top of the pipe will be carried uniformly on the barrel of the pipe. Pipe bells shall not carry any of the load of the backfill.

B. The Contractor shall use the "Undercutting Method" of pipe bedding.

C. When the "Undercutting Method" is used in rock bottom trenches, Class I granular bedding (No.9 crushed stone aggregate) or earth shall be of such depth that the bottom of the barrel of the pipe will be at least 6" above the bottom of the trench as excavated. Pipe bedding required in this paragraph is NOT considered a separate pay item.

D. In wet, yielding and mucky locations where pipe is in danger of sinking below grade or floating out of line or grade, the pipe must be weighted or secured permanently in place by such means as will prove effective. In areas where a high water table exists, the Contractor is cautioned to exercise extreme care in the placement of the backfill material to prevent flotation of the pipe at any time.

E. Where an unstable (i.e., water, mud, etc.) trench bottom is encountered, stabilization of the trench bottom is required. This is to be accomplished by undercutting the trench depth and replacing to grade with a foundation of crushed stone aggregate. The depth of the foundations dependent upon the severity of the trench bottom. The size of stone aggregate used in the foundation will be determined by the condition of the unstable material. Once the trench bottom has been stabilized, the required Class I bedding can be placed. The amount of crushed stone aggregate required to bring the top of the foundation to the trench bottom prior to the removal of the unstable material will be considered a separate pay item following negotiation between the Contractor and Owner and constitute a change order item. No compensation will be made if the instability of the trench bottom is caused by the Contractor's neglect.

F. The Contractor shall use compacted earth material or Class I granular bedding (No.9 crushed stone aggregate) when the pipe is to be placed in the rock bottom trenches or in trenches with excavated rock present. This type of bedding material shall be placed 12" above and 6" below the pipe as shown on the Contract Drawings as "Class C Bedding Detail".

G. It should be noted that no pipe shall be laid on solid or blasted rock. No rock shall be allowed to rest against the pipe once it is placed in the trench.

H. Pipe bedding as required in Paragraphs C and D of this Article is NOT considered a separate pay item.

3.03 PIPE LAYING

A. All pipe shall be laid with ends abutting and true to the lines and grades indicated on the Plans. Pipe shall be fitted and matched so that when laid in the work, it will provide a smooth and uniform invert. Supporting of pipe shall be as set out hereinbefore under "Pipe Bedding" and in no case shall the supporting of pipe on blocks be permitted.

B. Fittings and specials for the water main shall be provided and laid as and where directed by the Engineer or as shown on the Plans.

C. Before each piece of pipe is lowered into the trench, it shall be thoroughly swabbed out to insure its being clean. Any piece of pipe or fitting which is known to be defective shall not be laid or placed in the lines. If any defective pipe or fitting shall be discovered after the pipe is laid, it shall be removed and replaced with a satisfactory pipe or fitting without additional charge. In case a length of pipe is cut to fit in a line, it shall be so cut as to leave a smooth end at right angles to the longitudinal axis of the pipe.

D. The interior of the pipe, as the work progresses, shall be cleaned of dirt, jointing materials, and superfluous materials of every description. When laying of pipe is topped for any reason, the exposed end of such pipe shall be closed with a plywood plug fitted into the pipe bell so as to exclude earth or other material and precautions shall be taken to prevent flotation of pipe by runoff into trench.

E. No backfilling (except for securing pipe in place) over pipe will be allowed until the Engineer has had an opportunity to make an inspection of the joints, alignment and grade in the section laid, but such

inspection shall not relieve the Contractor of further liability in case of defective joints, misalignment caused by backfilling and other such deficiencies that are noted later.

F. Anchorage of Bends, Tees, Plugs and Valves:

1. At all tees, plugs, caps and bends of 11-1/4 degrees and over, and at reducers or in fittings where changes in pipe diameter occur, movement shall be prevented by using suitable harness, thrust blocks or ballast. Valves shall be provided with similar protection. Thrust blocks and supports shall be as shown in the typical details, with sufficient volumes of concrete being provided; however, care shall be taken to leave weep holes unobstructed and allow for future tightening of all nearby joints. Unless otherwise directed by the Engineer, thrust blocks shall be placed so that the pipe and fitting joints will be accessible for repair. Thrust blocks shall bear on undisturbed earth or rock.
2. Bridles, harness or pipe ballasting shall meet with the approval of the Engineer. Steel rods and clamps shall be galvanized.
3. No extra pay shall be allowed for work on proper anchorage of pipe, fittings or other appurtenances; such items shall be included in the unit price bid for the supported item.

3.04 HORIZONTAL DIRECTIONAL DRILLING (HDPE)

Horizontal directional drilling technique shall be used for installing pipes and utility lines below ground using a surface-mounted drill rig that launches and places a drill string at a shallow angle to the surface and has tracking and steering capabilities. The drill shall be advanced underground, creating a borehole along its path. As the destination is reached, the drill string is angled upwards to penetrate the surface. After the borehole has been opened, a backreamer shall be attached to the head of the drill string and the HDPE pipe shall be attached to the backreamer. The drill string shall then be retracted. During retraction, the borehole will be expanded by the backreamer and the HDPE pipe drawn into the borehole. To protect HDPE pipe against excessive pulling load, a weak-link or breakaway device shall always be used at the head of the HDPE pipe. The allowable tensile load for setting weak-link devices shall be determined using ASTM F 1804 Standard Practice for Determining Allowable Tensile Load for Polyethylene (PE) Gas Pipe During Pull-In Installation. Horizontal Directional Drilling (HDD) applications shall be installed in accordance with ASTM F1962 Standard Guide for Use of Maxi-Horizontal Directional Drilling for Placement of Polyethylene Pipe or Conduit under Obstacle, Including river Crossings, Plastic Pipe Institute (PPI) Polyethylene Pipe for Horizontal Directional Drilling, and the Mini Horizontal Directional Drilling Manual published by the North American Society of Trenchless Technology (NASTT). Additional information is available in Plexco® Literature Trenchless Technology Bulletin No. 1 - Horizontal Directional Drilling Note.

3.05 WATER MAINS PUSHED UNDER DRIVEWAYS

The Contractor may be required to tunnel or bore under a bituminous or concrete surface driveway instead of open trenching as requested by the property owner. The opening under the driveway shall be of the smallest diameter possible to accommodate the water main to minimize settlement of the driveway. Should settlement occur, the Contractor shall repair the driveway at his own expense in a manner satisfactory to the Engineer and the property owner.

3.06 JOINTING

Jointing shall be accomplished in accordance with the manufacturer's recommendation.

3.07 TYPES OF CRUSHED STONE MATERIAL

19013/8/19/2020

PIPE, FITTINGS AND INSTALLATION

Two classes of crushed stone material are mentioned in the Detailed Specifications. The Type of material used in each class is as follows:

Class I	No. 9 Aggregate
Class II	Dense Graded Aggregate

3.08 BACKFILLING

A. Initial Backfill:

1. This backfill is defined as that material which is placed over the water main from the spring line in an earth trench to a point 6" above the top of the pipe or from the trench bottom in a rock trench to a point 12" above the top of the pipe. The initial backfill for Case I situations shall be earth material free of rocks, acceptable to the Engineer or Class I material (No. 9 crushed stone aggregate). The initial backfill for Case II, Case III and Case IV situations shall be compacted earth material or be Class I material (No.9 crushed stone aggregate).
2. In areas where large quantities of rock are excavated, and the excavated earth is insufficient, then the Contractor must either haul in earth or order crushed stone aggregate for backfilling over the top of the pipe. Neither earth nor the crushed stone aggregate used to fulfill the backfill requirements is considered a pay item.

B. Final Backfill: There are four cases where the method final backfilling varies. The various cases and their trench situations are as follows:

1. Case I: Areas not subject to vehicular traffic.
2. Case II: Gravel areas subject to light vehicular traffic such as residential driveways; church and commercial parking lots and entrances; and farm drives.
3. Case III: City and County gravel roads; gravel and bituminous road shoulders; all bituminous surface areas such as City and County streets, residential driveways, church and commercial parking lots, and entrances; City and County road shoulders.
4. Case IV: State maintained streets and roads; road shoulders for State roads and streets.

C. In all cases, walking or working on the completed pipelines, except as may be necessary in backfilling, will not be permitted until the trench has been backfilled to a point twelve (12) inches above the top of the pipe. The method of final backfilling for each of the above cases is as follows:

1. Case I - The trench shall be backfilled from a point 6" (12" for a rock trench) above the top of the pipe to a point 8" below the surface of the ground with earth material free from large rock (over one-half cubic foot in volume), acceptable to the Engineer. The remainder of the trench to existing grade shall be backfilled with earth material reasonably free of any rocks.

Earth backfill used in this Case is not a separate pay item but will be paid under the pay item "Water Main".

2. Case II - The trench shall be backfilled from a point 6" (12" for a rock trench) above the top of the pipe to a point 12" below the surface of the ground with Class I (No. 9 crushed stone aggregate) material. The trench shall be tamped to assure maximum

possible compaction (approximately 80 to 85 percent of Standard Proctor density). Extreme care shall be exercised to prevent damage to the pipe during tamping operation. The remainder of the trench to existing grade shall be backfilled with Class II (dense graded aggregate) material with the material being mounded over the trench. The trench shall be tamped again to assure additional compaction. The trench may be left with a slight mound if permitted by the Engineer.

Class I material used and method of backfilling used in this case is not a separate pay item and is considered incidental to the work and will be paid for under the item "Water Main".

Class II material used in this method of backfill is not a separate pay item and will be included in the unit price per linear foot under the item "Water Main".

Sufficient stockpiles of Class II material shall be placed throughout the project area to insure immediate replacement by the Contractor of any settled areas. No extra payment will be made for the filling of settled areas by the Contractor.

3. Case III - The trench shall be backfilled from a point 6" (12" for a rock trench) above the top of pipe to the height indicated in the "City and County Maintained Streets, Roads and Driveway Pavement Replacement" detail with Class I (No. 9 crushed stone aggregate) material. Said material shall be tamped as described for Case II. A 12-inch layer of Class II (dense graded aggregate) material shall be placed over the compacted backfill before bituminous or concrete surface is placed as shown in the previously mentioned details. The 12-inch layer of Class II material is NOT a separate pay item but such expense will be borne by the Contractor and is considered incidental to the bid items "Bituminous Surface Replacement" and "Concrete Surface Replacement". Also considered incidental is all temporary stone required for a temporary surface between backfilling and pavement replacement.

Sufficient stockpiles of Class II material shall be placed throughout the project area to insure immediate replacement by the Contractor of any settled areas. No extra payment will be made for the filling in of settled areas by the Contractor. Class II material used in this method of backfill is paid for as a support item under item "Bituminous Surface Replacement" or "Concrete Surface Replacement" as its unit price per linear foot.

Class I material used for backfilling is not a separate pay item and is considered incidental to the bid item "Water Main".

4. Case IV - The trench shall be backfilled from the spring line to a point one 12-inches above the top of the pipe with earth material free from rock and acceptable to the Engineer, it shall be carefully and solidly tamped by approved mechanical methods. The remainder of the trench shall be backfilled to the height indicated in the "State Maintained Streets and Roads Pavement Replacement Detail" in the Contract Drawings, with material free from rock and acceptable to the Engineer; said material shall be mechanically tamped in approximately six-inch layers to obtain the maximum possible compaction. The backfilling method is NOT a separate pay item. A 12-inch layer of dense graded aggregate shall be placed over the compacted earth backfill when a bituminous or concrete surface street or road has been trenched. The 12-inch layer of stone is not a separate pay item but such expense will be borne by the Contractor.

D. Excavated materials from trenches and tunnels, in excess of quantity required for trench backfill, shall be disposed of by the Contractor. The Contractor may contact the Owner regarding the location of a suitable

disposal site; however, if the Owner cannot recommend a site, it shall be the responsibility of the Contractor to obtain locations or permits for the disposal of the waste material. Unit prices for the various pipe sizes shall include the cost of disposing of excess excavated materials, as set forth herein, no additional compensation being allowed for hauling or overhaul.

3.09 CRUSHED STONE BACKFILL

A. The Class I granular material used in Case II and Case III backfill situations shall be No. 9 Crushed Stone aggregate (No.9 Stone). Granular material will not be paid for as a separate bid item.

B. The twelve inches 12-inch of crushed stone backfill that is required in "City and County Maintained Streets, Roads and Driveway Pavement Replacement" or "State Maintained Streets and Roads Pavement Replacement" will not be paid for under the provisions of this article.

3.10 BITUMINOUS PAVEMENT REPLACEMENT

A. Sections of pavement shall be replaced as required to install the pipelines under the work of this Section. Disturbed pavement shall be reconstructed to original lines and grades with bituminous binder as detailed on the Drawings and in such manner as to leave all such surfaces in fully as good or better condition than that which existed prior to these operations.

B. Prior to trenching, the pavement shall be scored or cut to straight edges along each side of the proposed trench to avoid unnecessary damage to the remainder of the paving. Edges of the existing pavement shall be recut and trimmed as necessary to square, straight edges after the pipe has been installed and prior to placement of the binder course.

C. Backfilling of trenches shall be in accordance with the applicable portions of this section.

D. Bituminous concrete binder shall be one course construction in accordance with applicable provisions of the Kentucky Department of Highways Standard Specifications, Section 402. Placement and compaction of binder course shall be in accordance with Section 402 of the Kentucky Department of Highways Standard Specifications. Minimum thickness after compaction shall be as shown on the Drawings.

3.11 CRUSHED STONE SURFACE REPLACEMENT

The Class II granular material used in Case II backfill situations shall be dense graded aggregate (D.G.A.). Granular material will be included in the unit price per linear foot for "Water Mains".

3.12 CONCRETE SEPARATOR FOR UTILITY CROSSING OR CASING PIPE WATER/SAN. SEWER CROSSING

A. At locations shown on the Contract Drawings, or as required by the Specifications and Contract Drawings, concrete separator shall be used when the clearance between the proposed water main and any existing non-contaminating utility pipe is one (1) foot or less. Utility pipe includes underground gas, telephone and electrical conduit, storm sewers, or any other underground utility pipe.

B. There are two cases of non-contaminating utility crossing encasement. Case I is applicable when the proposed water main is below the existing utility line. Case II is applicable when the proposed water main is laid above the utility line. In either case, the concrete shall extend to at least the spring line of each pipe involved.

C. When a water main crosses an existing sanitary sewer line, either above or below and less than two feet vertical or ten feet horizontal separation, the water main shall be encased as shown on the Standard Details, or as required by the Specifications and Contract Documents.

D. Concrete shall be Class B (2500 psi) and shall be mixed sufficiently wet to permit it to flow between the pipes to form a continuous bridge. In tamping the concrete, care shall be taken not to disturb the grade of line of either pipe or damage the joints.

3.13 CONCRETE FOR CREEK CROSSING (Type B and C Creek Crossing)

A. At locations shown on the Contract Drawings, or as required by the Specifications and Contract Drawings, concrete encasement shall be used when the water main crosses a stream or creek which is in rock or as directed by the Engineer.

B. All creek crossings (Types B and C) shall be constructed as per the detail shown on the Contract Drawings.

C. Concrete shall be Class B (3000 psi) and shall be mixed sufficiently wet to permit flow around the pipe and to form a continuous bed. In tamping the concrete, care shall be taken not to disturb the grade or line of the pipe or injure the joints. Concrete shall be protected from excess water.

D. Concrete placed outside the specified limits or without authorization from the Engineer will not be subject to payment. Concrete will be paid under the pay items "Crossing Type B and Creek Crossing Type C.

3.14 TESTING OF WATER MAINS

The completed work shall comply with the provisions listed below, or similar requirements which will insure equal or better results:

A. Before any allowable leakage calculation are preformed the pipeline being tested must pass the hydrostatically test.

B. The pipe shall be hydrostatically tested at 1.5 times the design pressure at the point of testing. The duration of the test(s) shall be at least 2 hours during which time the pressure shall not fall more than 4 psi. The pipe shall be tested for allowable leakage according to AWWA C-600 (latest revision) concurrently with the pressure test.

C. Where practicable, pipelines shall be tested between line valves or plugs in lengths of not more than 3000 feet. Testing shall proceed from the source of water toward the termination of the line. The line shall be tested upon the completion of the first 3000 feet. After the completion of two consecutive tests without failure, the Contractor, at his option and with the Engineer's approval, may discontinue testing until the system is complete.

D. Duration of test shall be not less than 2 hours.

E. Lines which fail to meet tests shall be repaired and retested as necessary until test requirements are complied with.

F. All pipe, fittings and other materials found to be defective under test shall be removed and replaced at the Contractor's expense.

G. Test pressures shall not be less than 1.5 times the working pressure at the highest point along the test section, not exceed pipe or thrust restraint design pressure, not vary more than ± 4 psi and not exceed twice the rated pressure of the valves when the pressure boundary of the test sections include closed gate valves.

H. Before applying the specified test pressure, air shall be expelled completely from the pipes and valves. If permanent air vents are not located at high points within the test section, the Contractor shall install corporation cocks at such points so that the air can be expelled as the line is filled with water.

3.15 LEAKAGE TEST

A. The leakage shall be defined as the quantity of water that must be supplied to the tested section to maintain pressure within 4 psi of the specified test pressure after the air in the pipeline has been expelled and the pipe has been filled with water.

B. The allowable leakage shall not be greater than that determined by the following formula:

$$L = \frac{SD(P)}{133,200}^{1/2}$$

Where L is the allowable leakage in gallons per hour; S is the length of the pipeline tested; D is the nominal diameter of the pipe, in inches; and P is the average test pressure during the leakage test, in pounds per square inch gage.

C. All visible leaks are to be repaired regardless of the amount of leakage.

3.16 DISINFECTION OF WATER LINES

A. New potable water lines shall not be placed into service, either temporarily or permanently, until they have been thoroughly disinfected in accordance with the following requirements and to the satisfaction of the OWNER.

B. New or relocated water lines shall be thoroughly disinfected in accordance with AWWA C651, latest version, upon completion of construction and before being placed into service. After pressure testing, a solution of chlorine or chlorine compounds in such amounts shall be introduced into the section of the line being disinfected sufficient to insure a chlorine dosage of at least 50 parts per million (PPM) in the water main. Open and close all valves and cocks while chlorinating agent is in the piping system. The chlorinated water shall remain in the pipe for 24 hours. Disinfection shall be repeated until a minimum chlorine residual of 25 PPM is measured after 24 hours. Once a chlorine residual of 25 PPM is obtained after 24 hours, the water main shall be thoroughly flushed until the residual chlorine content is not greater than 1.0 PPM.

C. Following disinfection of the line, bacteriological samples shall be collected and analyzed in accordance with the requirements of Kentucky Department of Natural Resources and Environmental Protection, 401 KAR 8:150. When the samples have been tested and reported safe from contamination, the water line may be connected to the system. The Contractor shall provide to OWNER written documentation that the water sample passed the bacteriological test and is safe.

D. Bacteriological samples shall be taken in the following manner. A sample shall be taken in the newly-constructed line at each of the following points:

- 1) Within 1,200 feet downstream of each connection point between the existing and new lines;
- 2) One (1) mile intervals; and
- 3) Each dead end, without omitting any branch.

E. All sampling shall be taken in the presence of the Engineer or his representative.. All bacteriological sampling and testing shall be paid for by the Contractor and included in the unit price for the bid item "water main".

3.17 DECHLORINATING OF HEAVILY CHLORINATED WATER

A. Dechlorination of heavily chlorinated water shall be in accordance with AWWA C651 and shall be accomplished using sodium bisulfite, sodium thiosulfate, sodium sulfite, or calcium thiosulfate solution of a concentration sufficient to remove all chlorine to a level not to exceed 0.019 mg/l. The solution shall be applied by a metering pump directly into the chlorinated water flow stream by injection into a discharge line or into the free discharge from a hydrant. The treated water may then be conveyed to the nearest sanitary sewer, storm sewer, or local stream.

B. The feed rate (gpm) of solution shall be governed by the chlorine (ppm) concentration of the water to be dechlorinated and the rate (gpm) at which it can be discharged. Constant monitoring of the chlorine residual concentration shall be made using the colorimetric method to ensure the optimum solution feed rate.

a. Feed System

C. The dechlorinating agent shall be fed from prepared carboys utilizing a metering pump equipped with a suitable meter and valve to adjust/monitor the feed rate.

3.18 PLACEMENT OF TRACING WIRE

Detectable underground copper tracing wire shall be installed with all utility lines. Insulated copper trace wire shall be attached to the top of the pipe with adhesive tape or other suitable devices. At each hydrant, valve, and end of new pipe installation, the trace wire shall be daylighted and the ends connected together with split bolt connectors covered with waterproof tape or wrap. For long runs of pipe, the maximum unbroken length of the trace wire shall be 2500 feet. Underground splicing shall be made using brass split bolt electrical connectors. The trace wire shall be #12 AWG THWN copper.

3.19 PLACEMENT OF IDENTIFICATION TAPE

A. The placement of detectable underground marking tape shall be installed over all utility lines. Care shall be taken to insure that the buried marking tape is not broken when installed. SEE SECTION 01600 MATERIAL AND EQUIPMENT for APPROVED MANUFACTURE.

B. The identification tape shall bear the printed identification of the utility line below it, such as "CAUTION - BURIED WATER LINE BELOW". Tape shall be reverse printed, surface printing will not be acceptable. The tape shall be visible in all types and colors of soil and provide maximum color contrast to the soil. The tape shall meet the APWA color code, and shall be two (2) inches in width. Colors are: yellow - gas, green - sewer, red - electric, blue - water, orange - telephone, brown - force main.

C. The tape shall be the last equipment installed in the ditch so as to be first out. The tape shall be buried 4 - 6 inches below top of grade. After trench backfilling, the tape shall be placed in the backfill and allowed to settle into place with the backfill. The tape may be plowed in after final settlement, installed with a tool during the trench backfilling process, unrolled before final restoration or installed in any other way acceptable to the Owner or his agent or Engineer.

3.20 CLEAN-UP

Upon completion of the installation of the piping and appurtenances, the Contractor shall remove all debris and surplus construction materials resulting from the work. The Contractor shall grade the ground along each side of pipe trenches in a uniform and neat manner leaving the construction area in a shape as near as possible to the original ground line.

3.21 CONNECTING TO THE WATER SYSTEM

Unless otherwise directed by the OWNER, the CONTRACTOR shall connect the new water main to the existing water system. The CONTRACTOR shall notify the OWNER when the connection is to be made so that representatives of the OWNER may operate existing valves and witness the connection. A minimum notice of at least 24 hours in advance of the connection shall be given to the UTILITY. The Contractor shall coordinate all connections and other work which require disruption of water service so as to minimize the amount of time the affected water lines are out of service.

- END OF SECTION -

SECTION 02640**VALVES****PART 1 - GENERAL****1.01 WORK INCLUDED**

A. The Contractor shall furnish and install valves and miscellaneous piping appurtenances, as indicated on the Drawings and as herein specified.

B. The Drawings and Specifications direct attention to certain features of the equipment, but do not purport to cover all the details of their design. The equipment furnished shall be designed and constructed equal to the high quality equipment manufactured by such firms as are mentioned hereinafter, or as permitted by the Engineer. The Contractor shall furnish and install the equipment complete in all details and ready for operation.

C. Electrical work and equipment specified herein shall conform to the requirements of the applicable electrical sections.

D. Enclosures shall be of a suitable type for the atmospheres in which they are installed.

E. Sizes and capacities not specified herein are indicated on the Drawings.

F. Valves required within pre-engineered pump stations are not covered by this specification section.

1.02 AMERICAN IRON AND STEEL

Under the requirements of Section 746 of Title VII of the Consolidated Appropriations Act of 2017 (Division A-Agriculture, Rural Development, Food and Drug Administration, and Related Agencies, Appropriations Act, 2017) and subsequent statutes mandating domestic preference applies to American Iron and Steel requirement to this project. All listed iron and steel products used in this project must be produced in the United States.

PART 2 - PRODUCTS**2.01 PLUG VALVES**

A. All plug valves shall be eccentric plug valves unless otherwise specified.

B. Valves shall be of the non-lubricated eccentric type with flanged ends faced and drilled per ANSI B16.1 125 lb.

C. Valve bodies shall be flushing body type and made of ASTM A126 Class B cast iron. Valves shall be furnished with a 1/8" welded overlay seat of not less than 95% pure nickel. Seat area shall be raised, with raised surface completely covered with weld to insure that the plug face contacts only nickel. Screwed-in seats shall not be acceptable.

D. Plugs shall be made of ductile iron and have a cylindrical seating surface eccentrically offset from the center of the plug shaft. The interference between the plug face and body seat, with the plug in the closed position, shall be externally adjustable in the field with the valve in the line under pressure. Plug shall be resilient faced with neoprene or hycar, suitable for use with settled sludge.

- E. Valves shall have replaceable sleeve type bearings and grit seals at the upper and lower journals.
- F. Valve shaft seals shall be of the multiple V-ring type and shall be externally adjustable and repackable without removing the bonnet or actuator from the valve under pressure. Valves utilizing O-ring seals or non-adjustable packing shall not be acceptable.
- G. Valve pressure ratings shall be 175 psi through 12" and 150 psi for 14" through 72". Each valve shall be given a hydrostatic and seat test with test results being certified when required by the specifications.
- H. Manually operated valves 4-inch and larger shall have a worm gear actuator, stainless steel input shaft and handwheel operator. Manually operated valves 3-inch and smaller shall have a lever operator. All gearing shall be enclosed in a semi-steel housing and be suitable for running in a lubricant with seals provided on all shafts to prevent entry of dirt and water into the actuator. The actuator shaft shall be stainless steel and the quadrant shall be supported on permanently lubricated bronze bearings. Actuators shall clearly indicate valve position and an adjustable stop shall be provided to set closing torque and to provide seat adjustment to compensate for change in pressure differential or flow direction change. All exposed nuts, bolts and washers shall be stainless steel.
- I. Any cylinder actuators shall be equipped with 2-inch square operating nuts to allow manual valve operation in case of supply failure. Electric motor actuated valves shall comply with specification Section 13400.
- J. Valves shall provide drip tight shutoff up to the full pressure rating. Valves shall be provided with adjustable limit stops and rotate 90 degrees from fully opened to fully closed.
- K. Valves located 6 feet or more above the floor shall be furnished with chain wheel operators.
- L. Valves shall have rectangular port openings for throttling service, and shall open to 100% of the corresponding pipe diameter.
- M. Plug valves shall be as manufactured by DeZurik, VAG USA., M&H, ValMatic or approved equal,

2.03 CHECK VALVES

- A. The valve is a counterweighted, rubber seated check valve with attached cushion chamber whose function is to permit flow in only one direction, close tightly when its discharge side pressure exceeds its inlet pressure, and to close without a slam or bang.
- B. The swing check valve shall be constructed with heavy cast iron or cast steel body with a bronze or stainless steel seat ring, a non-corrosive shaft for attachment of weight and lever, and complete non-corrosive shockless chamber.
- C. It shall absolutely prevent the return of water, oil or gas back through the valve when the inlet pressure decreases below the delivery pressure. The valve must be tight seating, and must be shockless in operation. The seat ring must be renewable.
- D. The cushion chamber shall be attached to the side of the valve body externally and so constructed with a piston operating in a chamber that will effectively permit the valve to be operated without any hammering action. The shock absorption shall be by air, and the cushion chamber shall be so arranged that the closing speed will be adjustable to meet the service requirements.
- E. The valve disc shall be of cast iron or cast steel and shall be suspended from a non-corrosive

shaft which will pass through a stuffing box and be connected to the cushion chamber on the outside of the valve.

- F. All material and workmanship shall be first class throughout and the purchaser reserves the right to inspect this valve before shipment.
- G. The valves will be GA Industries, Inc. Fig. No. 250-D, 125#, ValMatic or equal.
- H.

PART 3 - EXECUTION

3.01 INSTALLATION

A. Valves shall be installed as nearly as possible in the positions indicated on the Drawings consistent with conveniences of operating the handwheel or wrench. All valves shall be carefully erected and supported in their respective positions free from all distortion and strain on appurtenances during handling and installation.

B. All material shall be carefully inspected for defects in workmanship and material, all debris and foreign material cleaned out of valve openings and seats, all operating mechanisms operated to check their proper functioning, and all nuts and bolts checked for tightness.

C. Valves and other equipment which do not operate easily or are otherwise defective shall be repaired or replaced at the Contractor's expense.

D. Valves shall be set plumb and supported adequately in conformance with the instructions of the manufacturer. Valves mounted on the face of concrete shall be shimmed vertically and grouted in place. Valves in the control piping shall be installed so as to be easily accessible.

E. All buried valves require a concrete collar for stability. Collar shall be no less than 4" thick and poured to flow water away from the valve. The concrete valve box protector ring is to be with copper locate pin.

3.02 INTERIOR PIPING INSTALLATION

A. It shall be the Contractor's responsibility to furnish a complete system of pipe supports, to provide expansion joints and to anchor all piping. The pipe support system shall be installed complete with all necessary inserts, bolts, nuts, rods, washers, miscellaneous steel, and other accessories.

B. In some instances, expansion joints have been shown on the drawings, but no attempt has been made to indicate every expansion joint for piping included under this portion of the specifications. Portions of the piping are shown on the detail drawings. Some of the piping, however, is shown only on the schematics.

C. Reaction Anchorage and Blocking: All piping exposed in interior locations and subject to internal pressure in which flexible connectors are used shall be blocked, anchored, or harnessed, as shown on the drawings, or as directed by the Engineer to preclude separation of joints.

3.03 PAINTING

Field painting is specified in elsewhere in these specifications.

- END OF SECTION -

SECTION 02700

SITE RESTORATION

PART 1 - GENERAL

1.01 CLEAN-UP

- A. Upon completion of the work under this Contract, the Contractor shall remove all debris and surplus construction materials resulting from his work. The Contractor shall grade the ground along each side of the pipe trench and/or structure in a uniform and neat manner leaving the construction area in a shape as near as possible to the original ground line.

PART 2 - PRODUCTS

2.01 SEEDING

- A. All graded areas shall be seeded at the rate of six (6) pounds of seed per 1,000 square feet. The mixture shall consist of:
- | | |
|---------------------|-----|
| Kentucky 31 Fescue | 60% |
| Creeping Red Fescue | 20% |
| Annual Rye Grass | 20% |
- B. After seed has been distributed, the Contractor shall cover areas with straw to a depth of 1-1/2". Any necessary re-seeding or repairing shall be accomplished by the Contractor before final acceptance. Seeding is not a pay item.

PART 3 - EXECUTION

3.01 SITE RESTORATION

- A. After installation of water lines, the construction site will be restored to its original condition or better. All paved streets, roads, sidewalks, curbs, etc. removed or disturbed during construction shall be replaced, and all materials and workmanship shall conform to standard practices and specifications of the Owner, and/or to the Kentucky Department of Highways requirements, and specifications, whichever applies. Gravel, cinder or dirt streets, drives and shoulders shall be replaced and sufficiently compacted to provide a surface suitable for carrying the type of traffic normally imposed at the location.
- B. All seeded areas shall be watered daily during the germination period, unless rain supplies the required moisture. The Contractor shall replace, at his own expense, trees, shrubs, etc. disturbed during construction.
- C. The Contractor shall remove from the site all equipment, unused materials and other items at his expense. The construction site shall be left in a neat, orderly condition, clear of all unsightly items, before the Work is finally accepted.

- END OF SECTION -

SECTION 02900
SEEDING AND SODDING

PART 1 - GENERAL

1.01 DESCRIPTION OF WORK

- A. Landscape development work in this phase shall consist of the installation of ground cover and lawns. "Planting Area" means all areas to be planted with ground cover, erosion control plantings and/or lawns.

1.02 RELATED WORK

- A. Subgrade elevations, excavation, fillings, and grading required to establish elevations shown on Drawings are not specified in this Section. Refer to this Division, Section 02200.
- B. Erosion and sediment control are included in this Division, Section 02270.

1.03 SCOPE

Furnish all material, labor, transportation and equipment to properly complete the landscaping and turfing of the planting areas, or reasonably implied to complete the construction. Included as a part of the work of this Section, but not necessarily limited by it, are the following items.

- A. Clear and remove from the planting areas all debris, surface growth, or other undesirable material.
- B. Fine grading of all turf and planting areas, including the addition of amended topsoil if required.
- C. Topsoil shall be placed to a minimum compacted depth of 6 inches and on all disturbed areas.
- D. Vinca and/or Vetch shall be planted on all slopes steeper than 4:1, or as otherwise shown on the Drawings.
- E. Furnishing and installation of all lawns and ground covers.
- F. Providing maintenance throughout establishment.
- G. Cleanup and weeding of all landscaped areas.
- H. Seed and mulch all disturbed areas with slopes shallower than 4:1, with grass seed.
- I. Seed and mulch all disturbed areas with slopes steeper than 4:1 with crown vetch.

1.04 SPECIAL REQUIREMENTS

- A. All scaled dimensions on the Drawing are approximate. Before proceeding with any work, the Contractor shall carefully check and verify all dimensions, quantities and grade elevations, and shall immediately inform the Engineer of any discrepancies.

- B. During the construction and maintenance period, the contractor shall take every precaution and avoid damage to any underground facilities. The Contractor shall be held responsible for any and all damage to such facilities and shall repair the same at no cost to the Owner.
- C. When conditions are such, by reason of drought, high wind, excessive moisture, or other factors, that satisfactory results are not reasonably attainable, the work shall be stopped and shall be resumed only when conditions are again favorable.
- D. Grading and soil preparation work shall be performed only during periods when beneficial and optimum results may be obtained. If the moisture content of the soil should reach such a level that working it would destroy the soil structure, spreading, grading and tilling operations shall be suspended until the moisture content reaches acceptable levels and the desired results are attainable.

PART 2 - MATERIALS

2.01 GENERAL

- A. All materials shall be of standard, approved and first grade quality and shall be in prime condition when installed and accepted. Any commercially processed or packaged material shall be delivered to the site in the original unopened container bearing the manufacturer's guaranteed analysis.

2.02 TOPSOIL

- A. Topsoil shall be fertile, friable, natural topsoil typical of topsoil of the locality, and shall be obtained from a well drained site that is free of flooding. It shall be without admixture of subsoil or slag and free of stones, lumps, plants or their roots, sticks, clay, peat and other extraneous matter and shall not be delivered to the site or used while in a frozen or muddy condition.
- B. At least 10 days prior to anticipated start of topsoiling operations a 1 pint sample of topsoil material shall be delivered to the Engineer for testing and approval. Based on tests performed by the Engineer, the topsoil shall be identified as acceptable, acceptable with certain fertilizer and limestone applications or unacceptable. If the topsoil is found acceptable the fertilizer and lime requirements will be as specified or as recommended by the Engineer. If the topsoil is found unacceptable, the Contractor shall be responsible for identifying another source of topsoil and shall incur all expenses associated with testing additional samples. All topsoil incorporated into the site work shall match the sample provided to the Engineer for testing.

2.03 SOIL CONDITIONERS AND FERTILIZERS

- A. Soil conditioners may include any or all of the specific conditioners herein specified and shall be applied at rates indicated on the Drawings or in the Special Conditions.
- B. Manure: Manure shall consist of ground, well composted steer manure as taken from feeding pens, which is screened to pass through a one inch screen and which is free of weed seeds, dirt, sawdust, shavings, straw, refuse, harmful chemicals and other foreign matter. The material shall be composted no less than 180 days and no more than one year. The manure shall be subject to inspection prior to delivery.
- C. Lignin Based Soil Conditioners: Lignin based soil conditioners shall be an organic based soil conditioner manufactured under a process which by action of sulphuric acid and hot gases separates cellulose from wood, leaving long lasting lignin particles.
The material shall have the following analysis:

pH	5.5%
Moisture	15.5%
Ash	1.9%
Organic Matter	84.6%
Total Nitrogen	1.0%
Total Phosphoric Acid	0.05%
Total Potash	0.05%

As "Loamite Soil Amendment" or equal in quality.

- D. Redwood Shavings: Redwood shavings shall be leached and nitrogen fortified with the residual nitrogen content of 1%.
- E. Fertilizer: Fertilizer shall be a commercial grade pelleted or chip type, as "Agriform Blue Chip", or equal, uniform in composition, dry and free flowing, of the following analysis.

Nitrogen	24.0% minimum
Nitroform	14.0% minimum
Phosphoric Acid	24.0% minimum
Potash	8.0% minimum
Iron (metallic)	0.4% minimum

Particle size not less than 2% through a number 48 mesh.

And/or

Commercial fertilizers with an analysis of 1584 or approved substitute as required by the specifications.

Fertilizer shall be delivered to the site in the original unopened container bearing the manufacturer's guaranteed analysis. Any fertilizer that becomes caked or damaged, making it unsuitable for use, will not be accepted.

- F. Peat Moss: Peat moss shall be a commercial baled Canadian sphagnum material with a pH of 4.5 to 5.5. The moss shall be free of woody material and minerals or foreign matter harmful to plant life. As "Sunshine" brand or equal.

2.04 GRASS SEED

- A. The seed mixture to be sown shall be in the following proportions:

Common Name	Proportion By Weight	% of Purity	% of Germination
Kentucky Bluegrass	40	90	85
Chewings Fescue	25	90	85
Italian Rye Grass	20	90	85
Red Top	10	90	85
White Clover	5	95	90

- B. All seed shall be fresh and clean and shall be delivered mixed, in unopened packages, bearing a guaranteed analysis of the seed and mixture.
- C. Germination must be certified to conform to the following minimums: 90% pure and 85%

germination.

2.05 CROWN VETCH (Crown vetch slopes of 3:1 or greater)

The seed mixture to be sown shall be in the following proportions:

<u>Common Name</u>	<u>Botanical Name</u>	<u>Proportion By Weight</u>	<u>Percent of Purity</u>	<u>Percent Of Germination</u>
Penngift Crown Vetch (inoculated)	Coronilla Vetchii "Pennfift"	75%	90%	90%

2.06 SOD

- A. Sod shall be well-rooted Kentucky Bluegrass (*Poa pratensis*) completely free of noxious weeds. It shall be mowed to a height not to exceed 3" before lifting, and shall be of uniform thickness, with not over 1-1/2" or less than 1" of soil.
- B. Nursery sod shall meet applicable requirements set out above and shall be a variety or blend of Kentucky Bluegrass. It shall comply with nursery inspections and plant quarantine regulations of the states of origin and destination as well as with Federal regulations governing interstate movement of nursery stock. A valid copy of the certification of nursery inspection shall accompany each shipment.

PART 3 - EXECUTION

3.01 GRADING AND SOIL PREPARATION

- A. Final Grades: After the foregoing specified deep watering, minor modifications to grade may be required to establish the final grade. These areas shall not be worked until the moisture content has been reduced to a point where working it will not destroy the soil structure.
 - 1. Finish grading shall insure proper drainage of the site.
 - 2. All areas shall be graded so that the final grades will be one inch below adjacent paved areas, sidewalks, valve boxes, headers, cleanouts, drains, manholes, etc.
 - 3. Surface drainage shall be away from all building foundations.
 - 4. Eliminate all erosion scars.
 - 5. The Contractor shall request an inspection by the Engineer for approval of the final grades and elevations before planting operations shall begin.
- B. Lawn: Lawns will be planted by seeding.
 - 1. After preparation of soil in accordance with section on "Grading and Soil Preparation," the areas to be planted to lawn shall be rolled, raked, and floated to finish grade by any method acceptable to the Owner, with the finish grade being smooth and even, free of rocks and clods, and reasonably well firmed. Prior to planting, the surface of the area shall be sufficiently loose and friable to receive the seeds, or sod.

2. Pre-Fertilization: Just prior to the planting of turf, evenly broadcast 15 pounds per thousand square feet of commercial fertilizer, 24/24/8, as specified under materials.
3. Method
 - a. This work consists of furnishing all labor, equipment and materials and in performing all operations in connection with the fertilizing and seeding of all the finished graded areas not specified to be sodded or occupied by structures, roads, concrete slabs, sidewalks, walls, etc., and including grassed areas destroyed or damaged by the Contractor.
 - b. The areas to be seeded shall be thoroughly tilled to a depth of at least 4" by discing, harrowing, or other approved methods until the condition of the soil is acceptable to the Engineer. After harrowing or discing, the seed bed shall be dragged and/or hand raked to finished grade.
 - c. Fertilizer shall be 25 lbs. of 10/20/10 or equivalent per 1,000 square feet. The incorporation of the fertilizer and the agricultural lime may be a part of the tillage operation and shall be applied to less than 24 hours nor more than 48 hours before the seed is to be sown.
 - d. Seed shall be broadcast either by hand or approved sowing equipment at the rate of six pounds per 1,000 square feet, uniformly distributed over the area. Broadcasting seeding during high winds will not be permitted. The seed shall be drilled or raked into a depth of approximately 1/2 inch and the seeded areas shall be lightly raked to cover the seed and rolled. Drill seeding shall be done with approved equipment with drills not more than 3 inches apart. All ridges shall be smoothed out, and all furrows and wheel tracks likely to develop into washes, shall be removed.
 - e. Seed may be sown during the following periods:

February 1 to April 15
August 15 to October 15
 - f. Seed may not be sown at any other time except with the written approval of the Engineer.
 - g. After the seed has been sown, the areas so seeded shall be mulched with clean straw at the rate of one (1) bale per 2,000 feet (approximately 1 inch loose depth). Mulch on slopes shall be held in place with binder twine staked down at approximately 18 inch centers or by other equally acceptable means.
 - h. Areas seeded shall be protected until a uniform stand develops, when it will be accepted and the Contractor relieved of further responsibility for maintenance. Displaced mulch shall be replaced or any damage to the seeded area shall be repaired promptly, both in a manner to cause minimum disturbance to the existing stand of grass. If necessary to obtain a uniform stand, the Contractor shall refertilize, reseed and remulch as needed. Scattered bare spots up to one (1) square yard in size will be allowed up to a maximum of 10 percent of any area.
 - i. Payment for seeding and mulching shall be included in the lump sum bid.

4. Top Dressing: Top dressing may be applied at the option of the Contractor.
 5. Initial Watering: Immediately following planting or top dressing, if applied, apply a light, fine mist spray to anchor the seed, stolons, and/or dressing to the soil, forming a protective crust to prevent wind erosion and drying of the seed or stolons. The lawn areas shall be kept moist, but not glistening wet, until full germination.
 6. Final Compaction: Fully germinated lawn areas shall be allowed to dry sufficiently to permit rolling with approximately two hundred to three hundred pound water weighted roller to satisfactorily compact the soil around the grass roots and to provide a firm, smooth mowing surface.
- C. Sodding:
1. Sod shall be placed as shown on the Drawings.
 2. Edges of sod shall be cut cleanly, either by hand or machine, to a uniform thickness of 1-1/2 inches or more, depending on the nature of the sod, so that practically all of the dense root system of the grasses is retained. The roots shall be exposed in the sod strip to allow the sod to be handled without undue tearing or breaking. The sod strip shall be of a uniform width of no less than 16 inches and no less than 2 feet in length. Sod shall be free from all primary noxious weeds in accordance with Section 827.11 of KDOH Standard Specifications for Road and Bridge Construction. Acceptance in the field before cutting shall not preclude rejection when delivered to the site if such contamination is found.

3.03 ESTABLISHMENT AND MAINTENANCE PERIOD

- A. The Contractor shall continuously maintain all areas involved in this contract during the progress of the work and during the establishment period until final acceptance of the work by the Owner.
- B. The contractual establishment period shall be for no less than 30 continuous calendar days.
- C. The contractual establishment period begins on the first day after all planting in this project is completed and accepted and the planted areas are brought to a neat, clean and weed free condition.
- D. Any day upon which no work will be required, as determined by the Engineer will be credited as one of the plant establishment working days regardless of whether or not the Contractor performs plant establishment work.
- E. Any day when the Contractor fails to adequately maintain plantings, replace unsuitable plants or do weed control or other work, as determined necessary by the Engineer, will not be credited as one of the plant establishment working days.
- F. Improper maintenance or possible poor condition of any planting at the termination of the scheduled establishment period may cause postponement of the final completion date of the contract. Maintenance shall be continued by the Contractor until all work is acceptable.
- G. In order to carry out the plant establishment work, the Contractor shall furnish sufficient men and adequate equipment to perform the work during the plant establishment period.
- H. Maintenance shall be according to the following standards:

1. All areas shall be kept free of debris and all planted areas shall be weeded and cultivated at intervals of not more than ten days. Watering, mowing, rolling, edging, trimming, fertilization, spraying and pest control, as may be required, shall be included in the establishment period.
2. The Contractor shall be responsible for maintaining adequate protection of the area. Damaged areas shall be repaired at the Contractor's expense.
3. Between the 15th day and the 20th day of the establishment period, the Contractor shall reseed or resod all spots or areas within the lawn where normal turf growth is not evident.
4. Post fertilize all lawns in planted areas at the end of 30 days of maintenance at the rate of 13 pounds per thousand square feet using fertilizer with the analysis 1584 evenly applied and thoroughly watered in.
5. Mowing of turf will commence when the grass has reached a height of two inches. The height of cut will be 1 1/2 inches. Mowing will be done on an as needed basis. Turf must be well established and free of bare spots and weeds to the satisfaction of the Owner prior to final acceptance.

3.04 GUARANTEE AND REPLACEMENT

Note: The following guarantees have no affect on the one year guarantee on labor and workmanship.

- A. Any material found to be dead, missing, or in poor condition during the establishment period shall be replaced immediately. The Engineer shall be the sole judge as to the condition of material. Material found to be dead or in poor condition within the guarantee period shall be replaced by the Contractor within 15 days of written notification by the Owner.
- B. Replacement shall be made to the same specifications required for original plantings.
- C. Material and labor involved in the replacing of materials shall be supplied by the Contractor at no additional cost to the Owner.

3.05 INSPECTIONS

Normal progress inspections shall be requested from the Engineer at least 48 hours in advance of an anticipated inspection. An inspection will be made by the Engineer on each of the steps listed below. The Contractor will not be permitted to initiate the succeeding steps of work until he has received written approval to proceed by the inspector.

- A. Immediately prior to the commencement of work of this section.
- B. Installation of all ground covers.
- C. Planting of all lawn areas.
- D. Final inspection.
- E. Final acceptance of the project.

- END OF SECTION -

SECTION 03310
CAST-IN-PLACE CONCRETE

PART 1 - GENERAL

1.01 SCOPE OF WORK

- A. Provide all labor, materials, equipment and services required to furnish and install all cast-in-place concrete as indicated on the Drawings and specified herein.
- B. All concrete construction shall conform to all applicable requirements of ACI 301 (latest), Specifications for Structural Concrete for Buildings, except as modified by the supplemental requirements specified herein.
- C. All water holding structures shall be tested for leakage by the Contractor. The Contractor shall provide at his own expense all labor, material, temporary bulkheads, pumps, water measuring devices, etc.; necessary to perform the required tests. Each unit shall be tested separately, and the leakage tests shall be made prior to backfilling and before equipment is installed. Testing water shall be from any potable, non-potable, or natural moving source such as a river or stream, but not from any still water source such as a lake or pond, and not from any wastewater source.

1.02 ACTION SUBMITTALS

The Contractor shall submit the following data for Engineer's review in accordance with Section 01340.

- A. Product Data: For each type of product indicated.
- B. Design Mixtures: For each concrete mixture. Submit alternative design mixtures when characteristics of materials, Project conditions, weather, test results, or other circumstances warrant adjustments.
 - 1. Indicate amounts of mixing water to be withheld for later addition at the Project site.
 - 2. Submit copies of laboratory test reports showing that the mix has been successfully tested to produce concrete with the properties specified and that mix must be suitable for the job conditions. This shall include at least 3 tests each for 7 day and 28 day compressive strengths for test cylinders made and cured in accordance with ASTM C192/C192M and tested in accordance with ASTM C39/C39M. Include mill test and all other tests for cement, fly ash, aggregates, and admixtures in the laboratory test reports. Provide maximum nominal aggregate size, gradation analysis, percentage retained and passing sieve, and a graph of percentage retained versus sieve size. Submit test reports along with the concrete mix design. Obtain approval before concrete placement.

3. Use a qualified independent testing agency for testing for preparing and reporting proposed mixture designs based on laboratory trial mixtures.
- C. Slab and Wall Construction Joint Layout Drawings: The Contractor shall submit for review drawings, separate from the steel reinforcing drawings, showing the location of all proposed construction joints and the sequence of concrete placements. Layout plans shall specifically detail methods and sequences of concrete placements for concrete slabs and walls. Include proposed concrete screed equipment, location of waterstops, and/or any proposed deviations from joints indicated on the contract drawings. Indicate all proposed construction joints required to construct the structure. Location of construction joints is subject to approval of the Engineer.
 - D. Form Ties: Submit product data and dimensions and details of form ties for approval.
 - E. Steel Reinforcement Shop Drawings: Placing drawings that detail fabrication, bending, and placement. Include bar sizes, lengths, material, grade, bar schedules, stirrup spacing, bent bar diagrams, bar arrangement, splices and laps, mechanical connections, tie spacing, hoop spacing, and supports for concrete reinforcement. Shop drawings shall conform to the latest edition ACI detail manual SP-66. Shop drawings shall be prepared under the direct supervision of a professional engineer licensed in the state in which the project is located and shall include plans, elevations, sections, details, and attachments to other work. Laps of reinforcement at joints shall be coordinated with the Construction Joint Layout Drawings above.
 - F. Material Test Reports: For the following, from a qualified testing agency, indicating compliance with requirements.
 1. Cementitious materials.
 2. Aggregates: Test results showing compliance with required standards, i.e. sieve analysis, aggregate soundness tests, petrographic analysis per ASTM C295/C295M, alkali-aggregate reactivity per ASTM C1260, mortar bar expansion testing per ASTM C1567, etc. Include service record data indicating absence of deleterious expansion of concrete due to alkali aggregate reactivity. Submit Certification of Compliance for freeze-thaw resistant concrete aggregate.
 3. Admixtures: Include the chloride ion content of each admixture and certification from the admixture manufacturer that all admixtures utilized in the design mix are compatible with one another and properly proportioned prior to mix design review by the Engineer. Include certification that admixtures meet the requirements of NSF / ANSI 61.
 - a. Fly Ash: Submit test results in accordance with ASTM C618 for fly ash. Submit test results performed within 6 months of submittal date. Submit manufacturer's policy statement on fly ash use in concrete.

4. Curing Compounds.
 5. Trial Batches: For each of the preliminary concrete mix designs and shall include slump per ASTM C143, air content per ASTM C231, unit weight per ASTM C138 and compressive strength tests.
 6. Steel Reinforcement: Submit material test results.
 7. Field Test of Fresh Concrete: Obtain at least one composite sample for each 50 cubic yd, or fraction thereof, of each concrete mixture placed in any one day. Test fresh concrete in accordance with ACI 301 for compressive strength, slump, and air content.
 8. Submit copies of Delivery Tickets of concrete with field test reports. All field test reports and tickets shall be referenced in writing to the location that the subject concrete was placed.
- G. Leakage Test Reports: All water holding structures shall be tested separately for leakage by Contractor.
- H. Field Quality-Control Reports. Contractor shall submit a signed, dated checklist for each concrete placement that indicates that the forms, reinforcement, and embedded items were independently checked by his quality control person for proper installation prior to placing concrete.
- I. Manufacturer Certification: Manufacturer certified according to NRMCA's "Certification of Ready Mixed Concrete Production Facilities".
- J. Testing Reports: For all required tests.

1.03 QUALITY ASSURANCE

- A. Qualification Data: Comply with the following including all sub-references contained herein unless modified by requirements in the Contract Documents:
1. ACI 301, "Specifications for Structural Concrete".
 2. ACI 318, "Building Code Requirements for Structural Concrete".
 3. ACI 117, "Specifications for Tolerances for Concrete Construction and Materials".
 4. CRSI 10MSP, "Manual of Standard Practice"
 5. ASTM E329, "Standard Specification for Agencies Engaged in the Testing and/or Inspection of Materials Used in Construction".
 6. NSF / ANSI 61 "Drinking Water System Components."

- B. **Manufacturer Qualifications:** A firm experienced in manufacturing ready-mixed concrete products that complies with ASTM C94/C94M requirements for production facilities and equipment and is certified according to NRMCA CPMB 100.
- C. **Welding Procedure Qualifications:** Must be in accordance with AWS D1.4/D1.4M.
- D. **Welder Qualifications:** Provide certificates in accordance with AWS D1.4/D1.4M or under an equivalent qualification test approved in advance. Welders are permitted to do only the type of welding for which each is specifically qualified.
- E. **Source Limitations:** Obtain each type or class of cementitious material of the same brand from the same manufacturer's plant, obtain aggregate from a single source, and obtain admixtures from single source from single manufacturer.

1.04 DELIVERY, STORAGE, AND HANDLING/PROJECT CONDITIONS

A. Reinforcing Steel:

1. All reinforcing shall be neatly bundled and tagged for placement when delivered to the job site. Bundles shall be properly identified for coordination with mill test reports.
2. Reinforcing steel shall be stored above ground on platforms or other supports and shall be protected from the weather at all times by suitable covering. It shall be stored in an orderly manner and plainly marked to facilitate identification.
3. Reinforcing steel shall at all times be protected from conditions conducive to corrosion until concrete is placed around it.
4. The surfaces of all reinforcing steel and other metalwork to be in contact with concrete shall be thoroughly cleaned of all dirt, grease, loose scale and rust, grout, mortar, and other foreign substances immediately before the concrete is placed. Where there is a delay in depositing concrete, reinforcing shall be reinspected and, if necessary, recleaned.

B. Joint Sealers:

1. Do not proceed with installation of joint sealers when ambient and substrate temperature conditions are outside the limits permitted by the joint sealer manufacturer. Do not install joint sealers when joint substrates are wet due to rain, frost, condensation or other causes.
2. Do not proceed with installation of joint sealers when joint widths are less than allowed by joint sealer manufacturer for application indicated.

PART 2 - PRODUCTS

2.01 STEEL REINFORCEMENT

- A. Reinforcing Bars: ASTM A615/A615M, Grade 60, deformed, ASTM A706 Grade 60 where required to be welded.
- B. All bar reinforcing shall be from domestic mills and shall have the manufacturer's mill marking rolled into the bar which shall indicate the producer, size, type, and grade.
- C. Joint Dowel Bars: ASTM A615/A615M, Grade 60, plain-steel bars, cut true to length with ends square and free of burrs. Dowels shall be installed at right angles to construction joints and expansion joints. Dowels shall be accurately aligned parallel to the finished surface, and shall be rigidly held in place and supported during placing of the concrete. One end of dowels shall be oiled or greased or dowels shall be coated with high density polyethylene with a minimum thickness of 14 mils.

2.02 ANCHOR RODS

- A. Unheaded Anchor Rods: ASTM F1554, Grade 36.
 - 1. Configuration: Straight, threaded each end with three sets nut and washer each as indicated.
 - 2. Nuts: ASTM A563 heavy-hex carbon steel.
 - 3. Washers: ASTM F436, Type 1, hardened carbon steel plus A 36 plate washers where indicated.
 - 4. Finish: As indicated.

2.03 REINFORCEMENT ACCESSORIES

- A. Bar Supports: Bolsters, chairs, spacers, and other devices for spacing, supporting, and fastening reinforcing bars and welded wire reinforcement in place. Manufacture bar supports from steel wire, plastic, or precast concrete according to CRSI's "Manual of Standard Practice", of greater compressive strength than concrete and as follows:
 - 1. Reinforcement supports and other accessories in contact with the forms for members which will be exposed to view in the finished work shall be of stainless steel or shall be plastic. Supports for reinforcement, when in contact with the ground or stone fill, shall be precast stone concrete blocks or plastic. Particular attention is directed to the requirement of Paragraph 3.3.2.4 of ACI Standard 301. These requirements apply to all reinforcement, whether in walls or other vertical elements, inclined elements or flatwork.

2. Particular care shall be taken to bend tie wire ends away from exposed faces of beams, slabs and columns. In no case shall ends of tie wires project toward or touch formwork.
- B. Concrete blocks (dobies), used to support and position bottom reinforcing steel shall have the same or higher compressive strength as specified for the concrete in which it is located.
- C. Mechanical couplers shall develop a tensile strength which exceeds 125 percent of the yield strength of the reinforcing bars being spliced at each splice. The reinforcing steel and coupler used shall be compatible for obtaining the required strength of the connection.

2.04 FORMWORK

- A. Formwork shall conform to ACI SP-4.
- B. Forms for exposed concrete surfaces shall be exterior grade, high-density overlay plywood, steel, or wood forms with smooth tempered hard-board form-liners.
- C. All forms shall be smooth surface forms unless otherwise specified.
- D. Forms and falsework shall be designed for total dead load, plus all construction live loads as outlined in ACI 347. Design and engineering of formwork and safety considerations during construction shall be the responsibility of the Contractor.
- E. Forms shall be of sufficient strength and rigidity to maintain their position and shape under the loads and operations incident to placing and vibrating the concrete. The maximum deflection of facing materials reflected in concrete surfaces exposed to view shall be $1/600$ of the span between structural members.
- F. Form-Release Agents: Commercially formulated form-release agent that will not bond with, stain, or adversely affect concrete surfaces and will not impair subsequent treatments of concrete surfaces.
- G. Formulate form-release agent with rust inhibitor for steel form-facing materials.
- H. Form Ties: Shall be one of the following:
 1. Taper ties that can be removed from the concrete wall after the forms have been stripped, and that have an elastomeric plug seal to place in the hole after the tie is removed.
 2. Snap ties that remain in the wall and the ends can be snapped off at least $1\frac{1}{2}$ inches below the surface of the concrete. Snap ties shall have integral water stops.
 3. She-bolts with ends at least $1\frac{1}{2}$ inches below the surface of the concrete.
 4. Coil ties with ends at least $1\frac{1}{2}$ inches below the surface of the concrete.

- I. Form Ties for water-retaining structures shall have integral waterstops.
- J. Flat or strap ties are not permitted.

2.05 HYDRAULIC CEMENT

- A. Portland Cement: ASTM C150, Type I/II. Type III may only be used with Engineer's written approval.
- B. When potentially reactive aggregates are to be used in the concrete mix, cement shall meet the following requirements:
 - 1. For concrete mixed with only Portland Cement, the total alkalis in the cement (calculated as the percentage of NA₂O plus 0.658 times the percentage of K₂O) shall not exceed 0.40%.
 - 2. For concrete mixed with Portland Cement and an appropriate amount of fly ash the total alkalis in the Portland Cement (calculated as the percentage of NA₂O plus 0.658 times the percentage of K₂O) shall not exceed 0.85%.
 - 3. When non-reactive are used in the concrete mix, total alkalis in the cement shall not exceed 1.0%.
 - 4. The proposed Portland Cement shall not contain more than 8% tricalcium aluminate and more than 12% tetracalcium aluminoferrite.
- C. Different types of cement shall not be mixed nor shall they be used alternately except when authorized in writing by the Engineer. Different brands of cement or the same brand from different mills may be used alternately. A resubmittal will be required if different cements are proposed during the Project.
- D. Cement shall be stored in a suitable weather-tight building so as to prevent deterioration or contamination. Cement which has become caked, partially hydrated, or otherwise damaged will be rejected.

2.06 FLY ASH

- A. Fly Ash: ASTM C618, Class F with a maximum LOI of 6%, a maximum free carbon content of 3.0% and a maximum available alkali content (as Na₂O) of 1.5%.
- B. Where reactive aggregates are used in concrete mix, the fly ash constituent shall be between 15% and 25% of the total weight of the combined Portland Cement and fly ash.
- C. For concrete to be used in environmental concrete structures, i.e. process structures or fluid containing structures, the inclusion of fly ash in the concrete mix is mandatory.

2.07 WATER

- A. Water: ASTM C94/C94M
- B. Water used for mixing concrete shall be clear, potable, and free from deleterious substances such as objectionable quantities of silty organic matter, alkali, salts, and other impurities.

2.08 AGGREGATES

- A. Normal-Weight Aggregates: ASTM C33.
- B. Fine aggregate (sand) in the various concrete mixes shall consist of natural or manufactured sand, clean and free of deleterious substances, and conforming to ASTM C33.
- C. Coarse aggregates shall consist of hard, clean, durable gravel, crushed gravel or crushed rock. Coarse aggregate shall be size #57 or #67 conforming to ASTM C33.
 - 1. Supplier shall certify that coarse aggregate source has a demonstrated history of not causing alkali silica reaction in concrete.
- D. Provide aggregates from a single source.
- E. Aggregates shall be tested for gradation by sieve analysis tests in conformance with ASTM C136.
- F. Aggregates shall be tested for soundness in accordance with ASTM C88. The loss resulting after five cycles shall not exceed 10 percent for fine or coarse aggregate when using magnesium sulfate.
- G. Non-reactive aggregates shall meet the following requirements:
 - 1. Fine and coarse aggregates shall be tested and evaluated for alkali-aggregate reactivity in accordance with ASTM C1260. The fine and coarse aggregates shall be evaluated separately and in combination, which matches the Contractor's proposed mix design proportioning. All results for the separate and combination testing shall have a measured expansion less than 0.008 percent at 16 days after casting. Should the test data indicate an expansion of 0.08 percent or greater, the aggregate shall be rejected or additional testing using ASTM C1260 and ASTM C1567 shall be performed. The additional testing using ASTM C1260 and ASTM C1567 shall be performed using the low alkali Portland cement in combination with Class F fly ash. Class F fly ash shall be used in the range of 25 to 40 percent of the total cementitious material by mass.
 - 2. A petrographic analysis in accordance with ASTM C295 shall be performed to identify the constituents for the fine and coarse aggregate. Non-reactive aggregates shall meet the following limitations:

- a. Optically strained, microfractured, or microcrystalline quartz, 5.0% maximum.
 - b. Chert or chalcedony, 3.0% maximum.
 - c. Tridymite or cristobalite, 1.0% maximum.
 - d. Opal, 0.5% maximum.
 - e. Natural volcanic glass in volcanic rocks, 3.0% maximum.
3. Proposed concrete mix including proposed aggregates shall be evaluated by ASTM C1567. Mean mortar bar expansions at 16 days shall be less than 0.08%. Tests shall be made using exact proportion of all materials proposed for use on the job in design mix submitted.
- H. All aggregates shall be considered reactive unless they meet the requirements above for non-reactive aggregates. Aggregates with a lithology essentially similar to sources in the same region found to be reactive in service shall be considered reactive regardless of the results of the tests above.
- I. Contractor shall submit form TC 64-764 certifying that all aggregates used for this Project meet the Kentucky Department of Highways' requirements for freeze-thaw resistance.
- J. Contractor shall submit a new trial mix to the Engineer for approval whenever a different aggregate or gradation is proposed.

2.09 ADMIXTURES

- A. General: All admixtures shall conform to NSF / ANSI 61.
- B. Air-Entraining Admixture: ASTM C260.
- C. Air entraining agent shall be added to all concrete unless noted otherwise. Air content of concrete, when placed, shall be within the ranges given in the concrete mix design.
- D. Chemical Admixtures: Provide admixtures certified by manufacturer to be compatible with other admixtures and that will not contribute water-soluble chloride ions exceeding those permitted in hardened concrete.
 - 1. Water-Reducing Admixture: ASTM C494/C494M, Type A.
 - 2. Retarding Admixture: ASTM C494/C494M, Type B.
 - 3. Water-Reducing and Retarding Admixture: ASTM C494/C494M, Type D.
 - 4. High-Range, Water-Reducing Admixture: ASTM C494/C494M, Type F.

5. High-Range, Water-Reducing and Retarding Admixture: ASTM C494/C494M, Type G.
 6. Plasticizing and Retarding Admixture: ASTM C1017/C1017M, Type II.
- E. The admixture manufacturer, when requested, shall provide a qualified concrete technician employed by the manufacturer to assist in proportioning concrete for optimum use. He shall also be available when requested to advise on proper addition of the admixture to the concrete and on adjustment of the concrete mix proportions to meet changing job conditions.
- F. Admixtures containing calcium chloride, thiocyanate or more than 0.05 percent chloride ions are not permitted.
- G. The addition of admixtures to prevent freezing is not permitted.
- H. The use of admixtures to retard setting of the concrete during hot weather, to accelerate setting during cold weather, and to reduce water content without impairing workability will be permitted if the following conditions are met:
1. The admixture shall conform to ASTM C494, except that the durability factor for concrete containing the admixture shall be at least 100 percent of control, the water content a maximum of 90 percent of control and length change shall not be greater than control, as defined in ASTM C 494.
 2. Where the Contractor finds it impractical to employ fully the recommended procedures for hot weather concreting, the Engineer may at his discretion, require the use of a set retarding admixture for mass concrete 2.5 feet or more thick for all concrete whenever the temperature at the time concrete is cast exceeds 80°F. The admixture shall be selected by the Contractor subject to the review of the Engineer. The admixture and concrete containing the admixture shall meet all the requirements of these Specifications. Preliminary tests of this concrete shall be required at the Contractor's expense.

2.10 CLASSES OF CONCRETE AND USAGE

- A. Structural concrete of the various classes required shall be proportioned by either Method 1 or Method 2 of ACI 301 to produce the following 28-day compressive strengths:
1. Selection of Proportions for Class A Concrete:
 - a. 4,500 psi compressive for strength at 28 days.
 - b. Type I/II cement plus supplementary cementitious materials.
 - c. Maximum water-cementitious materials ratio = 0.45.
 - d. Min. cement content = 564 lbs.

- e. Nominal max. size coarse aggregate = No. 67 (3/4" max.) or No. 57 (1" max.). Walls with architectural treatment shall use #67 stone.
- f. Air content = 6% plus or minus 1% by volume for exterior concrete, except interior smooth finished slabs shall have 2% plus or minus 1% by volume.
- g. Fly Ash = 25% maximum.
- h. Slump = 3" - 4" when tested in accordance with ASTM C 143/C 143M. Slump shall not exceed 8 inches when high-range water-reducers are used.

2. Selection of Proportions for Class B Concrete:

- a. 3,500 psi compressive strength at 28 days.
- b. Type I/II cement plus supplementary cementitious materials.
- c. Max. water-cementitious materials ratio = 0.50.
- d. Min. cement content = 470 lbs. (5.0 bags)/cu. yd. concrete.
- e. Nominal max. size coarse aggregate = No. 67 (3/4" max.) or No. 57 (1" max.). Walls with architectural treatment shall use No. 67 (3/4" max.).
- f. Air content = 6% plus or minus 1% by volume if exposed to freezing and thawing.
- g. Slump = 3" - 4" when tested in accordance with ASTM C 143/C 143M. Slump shall not exceed 8 inches when high-range water-reducers are used.

B. Concrete shall be used as follows:

- 1. Class A concrete for all concrete work except as noted below.
- 2. Class B non-structural concrete for fill concrete, thrust blocks, and where indicated on the Drawings.

2.11 CURING MATERIALS

- A. Evaporation Retarder: Waterborne, monomolecular film forming, manufactured for application to fresh concrete.
- B. Absorptive Cover: AASHTO M182, Class 2, burlap cloth made from jute or kenaf, weighing approximately 9 oz./sq. yd. when dry.

- C. Moisture-Retaining Cover: ASTM C171, polyethylene film or white burlap-polyethylene sheet.
- D. Water: Potable.
- E. Clear, Waterborne, Membrane-Forming Curing Compound: ASTM C309, Type I, Class B, dissipating.

2.12 RELATED MATERIALS

- A. Bonding Agents: ASTM C1059-C1059M, Type II, non-redispersible, acrylic emulsion or styrene butadiene.
- B. Epoxy Bonding Adhesive: ASTM C881, two-component epoxy resin, capable of humid curing and bonding to damp surfaces, of class suitable for application temperature and of grade to suit requirements.
- C. Expansion Joint Filler: Preformed, compressible, resilient, non-waxing, non-extruding strips of plastic foam of material and size, shape and density to control sealant depth and otherwise contribute to producing optimum sealant performance. Provide either flexible, open cell polyurethane foam or non-gassing, closed-cell polyethylene foam, unless otherwise indicated, subject to approval of sealant manufacturer.
- D. Joint Sealants: ASTM C920, Type M, Class 25, Use T, M, A, I. Use non-sag type on vertical surfaces.
- E. Polyvinyl Chloride (PVC) Waterstops:
 - 1. PVC waterstops for construction joints shall have width and shape as indicated on the drawings with a minimum thickness at any point of 3/8 inches.
 - 2. Waterstops for expansion joints shall have width and shape as indicated on the drawings with a minimum thickness at any point of 3/8 inches.
 - 3. The required minimum physical characteristics for this material are:
 - a. Tensile Strength = 1750 psi (ASTM D638)
 - b. Ultimate Elongation = not less than 280% (ASTM D638)
 - 4. No reclaimed PVC shall be used for the manufacturing of the waterstops. The Contractor shall furnish certification that the proposed waterstops meet the above requirements.
 - 5. Waterstops shall be securely wired into place to maintain proper position during placement of fresh concrete, as shown on the Drawings. Care shall be

taken in the installation of the waterstop and the placing of the concrete to avoid "folding" while concrete is being placed, and to prevent voids in the concrete surrounding the waterstop.

- F. Chamfer strips shall be one (1) inch radius with leg, polyvinyl chloride strips by Gateway Building Products, Saf-T-Grip Specialties Corp., Vinylex Corp., or equal.

PART 3 - EXECUTION

3.01 STEEL REINFORCEMENT

- A. General: Comply with CRSI's "Manual of Standard Practice" for placing reinforcement.
- B. Clean reinforcement of loose rust and mill scale, earth, ice, and other foreign materials that would reduce bond to concrete.
- C. Accurately position, support, and secure reinforcement against displacement. Locate and support reinforcement with bar supports to maintain minimum concrete cover. Do not tack weld crossing reinforcing bars.
- D. Reinforcement bars shall not be straightened or rebent in a manner that will injure the material. Heating of bars is not permitted.
- E. Tie wires shall be bent away from the forms in order to provide the specified concrete coverage.

3.02 FORMWORK

- A. No falsework or forms shall be used which are not clean and suitable. Deformed, broken or defective falsework and forms shall be removed from the work.
- B. Forms shall be smooth and free from surface irregularities. Joints between the forms shall be sealed to eliminate any irregularities. The arrangement of the facing material shall be orderly and symmetrical, with the number of seams kept to a practical minimum.
- C. Forms shall be true to line and grade, and shall be sufficiently rigid to prevent displacement and sagging between supports. Forms shall be properly braced or tied together to maintain their position and shape under a load of freshly-placed concrete.
- D. Forms shall be mortar tight so as to prevent the loss of water, cement and fines during placing and vibrating of the concrete.
- E. All forms shall be constructed in such a manner that they can be removed without hammering or prying against the concrete. Forms shall not be disturbed until the

concrete has attained sufficient strength. Forms shall be removed in such manner as not to impair safety and serviceability of the structure. Care shall be taken to prevent chipping of corners or other damage to concrete when forms are removed. Exposed corners and other surfaces which may be damaged by ensuing operations shall be protected from damage by boxing, corner boards or other approved means until construction is completed.

- F. Forms shall be coated with an approved release agent before initial pour and between subsequent pours, in accordance with the manufacturer's printed instructions. Form boards shall not be wet prior to placing concrete.

3.03 JOINTS

- A. General: Construct joints true to line with faces perpendicular to surface plane of concrete.
- B. Construction Joints: Install so strength and appearance of concrete are not impaired, at locations indicated or as approved by Engineer.
 - 1. Place joints perpendicular to main reinforcement. Continue reinforcement across construction joints unless otherwise indicated. Do not continue reinforcement through sides of strip placements of floors and slabs.
 - 2. Space vertical joints in walls as indicated. Locate joints beside piers integral with walls, near corners, and in concealed locations where possible.
 - 3. Use a bonding agent at locations where fresh concrete is placed against hardened or partially hardened concrete surfaces.
 - 4. Construction joints shall be positioned so as not to adversely affect the structural performance.
 - 5. All joints in water bearing structures shall have a waterstop. All joints below grade in walls or slabs which enclose an accessible area shall have a waterstop.
- C. Expansion Joints: All expansion joints in water-bearing structures shall have a center-bulb type waterstop. All expansion joints below grade in walls or slabs which enclose an accessible area shall have a center-bulb type waterstop.
- D. Contraction Joints in Slabs: Form weakened-plane contraction joints, sectioning concrete into areas as indicated. Construct contraction joints for a depth equal to at least one-fourth of concrete thickness as follows:
 - 1. Sawn Joints: Form contraction joints with power saws equipped with shatterproof abrasive or diamond-rimmed blades. Cut 1/8-inch-wide joints into concrete when cutting action will not tear, abrade, or otherwise damage surface and before concrete develops random contraction cracks.

- E. Isolation Joints in Slabs: After removing formwork, install joint-filler strips at slab junctions with vertical surfaces, such as column pedestals, foundation walls, grade beams, and other locations, as indicated:
 - 1. Extend joint-filler strips full width and depth of joint, terminating flush with finished concrete surface unless otherwise indicated.
 - 2. Install joint-filler strips in lengths as long as practicable. Where more than one length is required, lace or clip sections together.
- F. Doweled Joints: Install dowel bars and support assemblies at joints where indicated. Lubricate or asphalt coat one-half of dowel length to prevent concrete bonding to one side of joint.

3.04 CONCRETE MIXING

- A. All concrete shall be machine mixed. Hand mixing of concrete will not be permitted. The Contractor may supply concrete from a ready-mix plant or from a site mixed plant. In selecting the source for concrete production, the Contractor shall carefully consider its capability for providing quality concrete at a rate commensurate with the requirements of the placements so that well bonded, homogenous concrete, free of cold joints, is assured.
- B. Ready-Mixed Concrete: Measure, batch, mix, and deliver concrete according to ASTM C94, and furnish batch ticket information.
 - 1. When air temperature is between 85 and 90 deg F, reduce mixing and delivery time from 1-1/2 hours to 75 minutes; when air temperature is above 90 deg F, reduce mixing and delivery time to 60 minutes.
 - 2. Any truck delivering concrete to the job site, which is not accompanied by a delivery ticket showing the following information will be rejected and such truck shall immediately depart from the job site:
 - a. Date and truck number
 - b. Ticket number
 - c. Mix designation of concrete
 - d. Cubic yards of concrete
 - e. Cement brand, type, and weight in pounds
 - f. Weight in pounds of fine aggregate
 - g. Weight in pounds of coarse aggregate
 - h. Air entraining agent, brand, and weight in pounds and ounces

- i. Admixtures, brand and weight in pounds and ounces
 - j. Water, in gallons, stored in attached tank
 - k. Water, in gallons, maximum that can be added without exceeding design water/cement ratio
 - l. Time of loading
 - m. Time of delivery to job (by truck driver)
- C. Project Site Mixing: Measure, batch, and mix concrete materials and concrete according to ASTM C94. Mix concrete materials in appropriate drum-type batch machine mixer.
1. Scales for weighing concrete ingredients shall be accurate when in use within +/- 0.04 percent of their total capacities. Standard test weights shall be available to permit checking scale accuracy.
 2. The concrete shall be mixed in a batch mixer capable of thoroughly combining the aggregates, cement, and water into a uniform mass within the specified mixing time, and of discharging the concrete without harmful segregation. The mixer shall bear a manufacturer's rating plate indicating the rate capacity and the recommended revolutions per minute and shall be operated in accordance with it.
 3. The interior of the mixer shall be free of accumulations that will interfere with mixing action. Mixing blades shall be replaced when they have lost 10% of their original height.
 4. For mixer capacity of 1 cu. yd. (0.76 cu. m) or smaller, continue mixing at least 1-1/2 minutes, but not more than 5 minutes after ingredients are in the mixer, before any part of batch is released.
 5. For mixer capacity larger than 1 cu. Yd. (0.76 cu. m), increase mixing time by 15 seconds for each additional 1 cu. yd.
 6. Provide batch ticket for each batch discharged and used in the Work, indicating Project identification name and number, date, mixture type, mixture time, quantity, and amount of water added. Record approximate location of final deposit in structure.
 7. Concrete shall be mixed only in quantities for immediate use and within the time and mixing requirements of ASTM C94.

3.05 CONCRETE PLACEMENT

- A. Before placing concrete, verify that installation of formwork, reinforcement, and embedded items is complete and that required inspections have been performed.

- B. If concrete is placed by pumping, no aluminum shall be used in any parts of the pumping system which contact or might contaminate the concrete. Aluminum chutes and conveyors shall not be used.
- C. Do not add water to concrete during delivery, at Project site, or during placement unless approved by Engineer.
- D. Before test sampling and placing concrete, water may be added at Project site, subject to limitations of ACI 301.
- E. Deposit concrete continuously in one layer or in horizontal layers of such thickness that no new concrete will be placed on concrete that has hardened enough to cause seams or planes of weakness. If a section cannot be placed continuously, provide construction joints as indicated. Deposit concrete to avoid segregation:
 - 1. Deposit concrete in horizontal layers of depth to not exceed formwork design pressures and in a manner to avoid inclined construction joints.
 - 2. Consolidate placed concrete with mechanical vibrating equipment according to ACI 301.
 - 3. Do not use vibrators to transport concrete inside forms. Insert and withdraw vibrators vertically at uniformly spaced locations to rapidly penetrate placed layer and at least 6 inches into preceding layer. Do not insert vibrators into lower layers of concrete that have begun to lose plasticity. At each insertion, limit duration of vibration to time necessary to consolidate concrete and complete embedment of reinforcement and other embedded items without causing mixture constituents to segregate.
- F. All construction joints shall be prepared for bonding by roughening the surface of the concrete in an acceptable manner which will expose the aggregate uniformly and will not leave laitance, loosened particles of aggregate or damaged concrete at the surface. Joints in walls and columns shall be maintained level. Concrete shall be placed in layers not over 18 inches deep and each layer shall be compacted by mechanical internal-vibrating equipment supplemented by hand spading, rodding and tamping as directed. Vibrators shall not be inserted into lower courses that have begun to set.
- G. Cold-Weather Placement: Comply with ACI 306.1 and as follows. Protect concrete work from physical damage or reduced strength that could be caused by frost, freezing actions, or low temperatures.
 - 1. When average high and low temperature is expected to fall below 40 deg F for three successive days, maintain delivered concrete mixture temperature within the temperature range required by ACI 301.
 - 2. Do not use frozen materials or materials containing ice or snow. Do not place concrete on frozen subgrade or on subgrade containing frozen materials.

3. Do not use calcium chloride, salt, or other materials containing antifreeze agents or chemical accelerators unless otherwise specified and approved in mixture designs.
- I. All construction joints shall be prepared for bonding by roughening the surface of the concrete in an acceptable manner which will expose the aggregate uniformly and will not leave laitance, loosened particles of aggregate or damaged concrete at the surface. Horizontal joints in walls and columns shall be maintained level. Concrete shall be placed in layers not over 18 inches deep and each layer shall be compacted by mechanical internal vibrating equipment supplemented by hand spading, rodding and tamping as directed. Vibrators shall not be inserted into lower courses that have begun to set.

3.06 FINISHES

- A. Exposed to Public View Concrete Surfaces:
 1. For all exterior exposed to public view concrete surfaces, including the outside surfaces of tanks, form faces shall be smooth and forms shall be true-to-line and grade. Surfaces produced by forms shall require only minor dressing to arrive at true surfaces. Do not reuse forms with surface wear, tears, or defects that lessen the quality of the surface. Thoroughly clean and properly coat forms before reuse.
 2. All formed exposed to view concrete surfaces shall have a "smooth rubbed finish". Exterior vertical surfaces shall be rubbed to one foot below grade. Interior exposed to public view vertical surfaces of liquid containers shall be rubbed to one (1) foot below the minimum liquid level that will occur during normal operations.
- B. All vertical surfaces in liquid containing structures shall have a "smooth form" finish.
 1. All "smooth form" concrete vertical surfaces shall be a true plane within 1/4 inch in ten (10) feet as determined by a ten (10) foot straightedge placed anywhere on the surface in any direction. Abrupt irregularities shall not exceed 1/8 inch.
- C. Basin, flume, conduit and tank floors shall have a "smooth troweled" finish unless shown otherwise on Drawings.
- D. Weirs and overflow surfaces shall be given a hard "smooth troweled" finish.
- E. Exterior platforms, steps and landings, shall be given a "broom" finish. "Broom" finish shall be applied to surfaces which have been steel-troweled to an even, smooth finish. The troweled surface shall then be broomed with a fiber-bristle brush in the direction transverse to that of the main traffic.

3.07 MISCELLANEOUS CONCRETE ITEMS

- A. Filling In: Fill in holes and openings left in concrete structures after work of other trades is in place unless otherwise indicated. Mix, place, and cure concrete, as specified, to blend with in-place construction. Provide other miscellaneous concrete filling indicated or required to complete the Work.
- B. Curbs: Provide monolithic finish to interior curbs by stripping forms while concrete is still green and by steel-troweling surfaces to a hard, dense finish with corners, intersections, and terminations slightly rounded.
- C. Foundations: Provide foundations as shown on Drawings.
 - 1. Unless otherwise directed by the Engineer, the vertical surfaces of footings shall be formed. Excavations and reinforcement for all footings shall have been inspected by the Engineer before any concrete is placed.
- D. The installation of underground and embedded items shall be inspected before slabs are placed. Pipes and conduits shall be installed below the concrete unless otherwise indicated. Fill required to raise the subgrade shall be placed as specified in Section 02300 "Earthwork". Porous fill not less than 6 inches in compacted thickness shall be installed under all slabs, tank bottoms, and foundations. The fill shall be leveled and uniformly compacted to a reasonably true and even surface. The surfaces shall be clean, free from frost, ice, mud and water. Waterproof paper, polyethylene sheeting of nominal 4-mil minimum thickness, or polyethylene-coated burlap shall be laid over all surfaces receiving concrete.
- E. Concrete Walks and Curbs:
 - 1. Subgrade shall be true and well compacted at the required grades. Spongy and otherwise unsuitable material shall have been removed and replaced with approved material. Concrete walks shall be placed upon porous fill covered with waterproof paper, polyethylene sheeting of nominal 4-mil minimum thickness or polyethylene-coated burlap.
 - 2. Concrete walks shall be not less than 4 inches in thickness. Walks shall have contraction joints every 5 linear feet in each groove in the top surface of the slab to a depth of at least one-fourth the slab thickness with a jointing tool. Transverse expansion joints shall be installed at all returns, driveways, and opposite expansion joints in adjacent curbs. Where curbs are not adjacent, transverse expansion joints shall be installed at intervals of approximately forty (40) feet. Sidewalks shall receive a "broomed" finish. Scoring shall be in a transverse direction. Edges of the sidewalks and joints shall be edged with a tool having a radius not greater than 1/6 inch. Sidewalks adjacent to curbs shall have a slope of 1/4 inch per foot toward the curb. Sidewalks not adjacent to curbs shall have a slope of 1/4 inch per foot. The surface of the concrete shall show no variation in cross section in excess of 1/4 inch in 5 feet. Concrete walks shall be reinforced with 6 x 6-W1.4xW1.4 welded wire reinforcement.

3. Concrete curbs shall be constructed to the section indicated on the Standard Detail, and all horizontal and vertical curves shall be incorporated as indicated or required. Forms shall be steel as approved by the Engineer. At the option of the Contractor, the curbs may be precast or cast-in-place. Cast-in-place curbs shall be divided into sections 8 to 10 feet in length using steel divider plates. The divider plates shall extend completely through the concrete and shall be removed. Precast curbs shall be cast in lengths of 4 to 5 feet. All exposed surfaces of concrete shall be finished smooth. All sharp edges and the edges of joints and divisions shall be tooled to 1/4 inch radius. Steel reinforcement shall be installed where the curb crosses pipe trenches or other insecure foundations. Such reinforcement shall consist of two (2) No. 4 deformed bars near the bottom of the curb and shall extend at least 24 inches beyond the insecure area. Transverse expansion joints shall be installed at all curb returns and at intervals of approximately 40 feet.
- F. Column base plates, bearing plates for beams and similar structural members, machinery and equipment bases shall, after being plumbed and properly positioned, be provided with full bearing with nonshrink grout. Concrete surfaces shall be rough, clean, free of oil, grease, and laitance and shall be moistened thoroughly immediately before grout is placed. Metal surfaces shall be clean and free of oil, grease and rust. Mixing and placing shall be in conformance with the material manufacturer's printed instructions. After the grout has set, exposed surfaces shall be cut back one (1) inch and covered with a parge coat of mortar consisting of one (1) part Portland cement, two (2) parts sand and sufficient water to make the mixture placeable. Parge coat shall have a smooth dense finish. Exposed surfaces of grout and parge coat shall be water cured with wet burlap for seven (7) days.
- G. Grout fill which is formed in place by using rotating equipment as a screen, such as clarifiers and similar types of equipment, shall be mixed in proportions and consistencies as required by the manufacturer or supplier of the equipment.
- H. Unless otherwise shown or directed, all pumps, other equipment, and items such as lockers, motor control centers and the like, shall be installed on concrete bases. The bases shall be constructed to the dimensions shown on the plans or as required to meet plan elevations. Where no specific plan elevations are required, the bases shall be 6 inches thick and shall extend 3 inches outside the metal equipment base. In general, the concrete bases shall be placed up to 2 inches below the metal base. The equipment shall then be properly shimmed to grade and the 2- inch void filled with nonshrink grout.
- I. Manhole or access steps shall be plastic, constructed of copolymer polypropylene meeting the requirements of ASTM D2146 for Type II, Grade 16906 material. Step shall be reinforced with ASTM A615, Grade 60, #4 deformed steel reinforcing bar, be 9" deep, 14" wide, provided with notched tread ridge, foot retainer lugs on each side of tread and penetration stops for press fit installation. Plastic steps shall be PS2-PF as manufactured by M.A. industries, Inc., Peachtree City, Georgia. Steps shall be installed by drilling 1" diameter holes, minimum 3-3/4 inches deep into the wall and then driving steps into hole to the penetration stop, resulting in a press fit condition.

- J. All existing contact surfaces with new patch shall be coated with moisture insensitive epoxy bonding adhesive, Sikadur Hi-Mod, Concesive LPL Liquid by BASF Construction Chemicals, or approved equal. Patch shall consist of base pour of 4,000 psi structural concrete, then a topping of non-shrink natural aggregate grout, Masterflow 713, SonogROUT by BASF Construction Chemicals, or approved equal, mixed and placed in accordance with manufacturer's instructions, to the thicknesses shown on Drawings. Coat base pour with epoxy bonding adhesive prior to placing grout course.

3.08 WATERTIGHTNESS TESTING

- A. The structures which are intended to contain liquids and/or will be subjected to exterior hydrostatic pressures shall be so constructed that, when completed and tested, there shall be no loss of water and no wet spots shall show.
- B. The structure shall not be tested before all elements of the structure which resist any portion of the retained liquid pressure are in place and the concrete has attained its specified compressive strength.
- C. Unless otherwise specified, coating shall not be applied until after the hydrostatic tightness testing is complete. Liners that are mechanically locked to the surface during the placement of the concrete shall be installed before the hydrostatic tightness testing. Interior liners shall be visually examined for deficiencies and must pass integrity testing. Deficiencies shall be repaired.
- D. The concrete surfaces and concrete joints shall be thoroughly inspected for potential leakage points. Areas of potential leakage shall be repaired before filling the containment structure with water.
- E. All openings, fittings, and pipe penetrations in the structure shell shall be inspected at both faces of the concrete, if practical. Defective or cracked concrete shall be repaired prior to testing. All structural penetrations and inlets/outlets shall be securely sealed to prevent the loss of water from the structure during the test. All structural penetrations shall be monitored before and during the test to determine the watertightness of these appurtenances. If the structure is to be filled using the inlet/outlet pipe, positive means shall be provided to check that water is not entering or leaving through this pipe once the structure is filled to the test level. Leakage at these inlet/outlets shall be repaired prior to testing. No allowance shall be made in the test measurements for uncorrected known points of leakage.
- F. No backfill shall be placed against the walls or on the wall footings of the structure to be tested unless otherwise specified.
- G. The groundwater level shall be brought to a level below the top of the base slab and kept at that elevation or at a lower elevation during the test.
- H. As soon as practicable, after the completion of the structures, the Contractor shall fill them with water and if leakages develop or wet spots show, the Contractor shall empty such structures and correct the leakage in an approved manner. Any cracks

which appear in the concrete shall be dug out and suitably repaired. Temporary bulkheads over pipe openings in walls shall be provided as required for the testing.

- I. The allowable loss of water for tightness tests shall not exceed 0.050% of the test water volume in 24 hours.
- J. After repairs, if any are required, the structures shall be tested again and further repaired if necessary until satisfactory results are obtained. All work in connection with these tests and repairs shall be at the expense of the Contractor.
- K. If any leaks, in excess of the specified amount, are not remedied by the Contractor within four weeks of notification by the Engineer, regardless of whether the cause of these leaks is or is not determined, the Engineer shall have the authority to have these leaks repaired by others. The cost of repairs, by others, shall be deducted from monies due or to become due to the General Contractor.
- L. Waterstops shall be placed in other locations as indicated on the Drawings and as required to assure the watertightness of all containers of liquids. Special shop fabricated ells, tees and crosses shall be provided at junctions. Waterstops shall be extended at least 6 inches beyond end of placement in order to provide splice length for subsequent placement. In slabs and tank bottoms, water stops shall be turned up to be made continuous with waterstops at bottom of walls or in walls.
- M. Joints between pipe (except cast iron wall pipe) and cast-in-place concrete walls shall be sealed by means of a groove cast completely around the pipe; the groove shall be filled with a quick setting hydraulic compound similar and equal to Waterplug as made by BASF Construction Chemicals mixed and applied in accordance with the manufacturer's instructions.

3.09 CONCRETE PROTECTING AND CURING

- A. General: Protect freshly placed concrete from premature drying and excessive cold or hot temperatures. Comply with ACI 306.1 for cold-weather protection and ACI 301 for hot-weather protection during curing.
- B. Evaporation Retarder: Apply evaporation retarder to unformed concrete surfaces if hot, dry, or windy conditions cause moisture loss approaching 0.2 lb/sq. ft. x h before and during finishing operations. Apply according to manufacturer's written instructions after placing, screeding, and bull floating or darbying concrete, but before float finishing.
- C. Formed Surfaces: Cure formed concrete surfaces, including underside of beams, supported slabs, and other similar surfaces. If forms remain during curing period, moist cure after loosening forms. If removing forms before end of curing period, continue curing for the remainder of the curing period.
- D. Unformed Surfaces: Begin curing immediately after finishing concrete. Cure unformed surfaces, including floors and slabs, concrete floor toppings, and other surfaces.

- E. Cure concrete according to ACI 308.1, by one or a combination of the following methods:
1. Moisture Curing: Keep surfaces continuously moist for not less than seven days with the following materials:
 - a. Water.
 - b. Absorptive cover, water saturated, and kept continuously wet. Cover concrete surfaces and edges with 12-inch lap over adjacent absorptive covers.
 2. Moisture-Retaining-Cover Curing: Cover concrete surfaces with moisture-retaining cover for curing concrete, placed in widest practicable width, with sides and ends lapped at least 12 inches (300 mm), and sealed by waterproof tape or adhesive. Cure for not less than seven days. Immediately repair any holes or tears during curing period using cover material and waterproof tape.
 - a. Moisture cure or use moisture-retaining covers to cure concrete surfaces to receive floor coverings.
 - b. Moisture cure or use moisture-retaining covers to cure concrete surfaces to receive penetrating liquid floor treatments.
 - c. Cure concrete surfaces to receive floor coverings with either a moisture-retaining cover or a curing compound that the manufacturer certifies will not interfere with bonding of floor covering used on Project.
 3. Curing Compound: Apply uniformly in continuous operation by power spray or roller according to manufacturer's written instructions. Recoat areas subjected to heavy rainfall within three hours after initial application. Maintain continuity of coating and repair damage during curing period.
 - a. Removal: After curing period has elapsed, remove curing compound without damaging concrete surfaces by method recommended by curing compound manufacturer unless manufacturer certifies curing compound will not interfere with bonding of floor covering used on Project.

3.10 JOINT FILLING

- A. Prepare, clean, and install joint filler according to manufacturer's written instructions.
1. Defer joint filling until concrete has aged at least one month(s). Do not fill joints until construction traffic has permanently ceased.

- B. Remove dirt, debris, saw cuttings, curing compounds, and sealers from joints; leave contact faces of joint clean and dry.
- C. Install semirigid joint filler full depth in saw-cut joints and at least 2 inches deep in formed joints. Overfill joint and trim joint filler flush with top of joint after hardening.

3.11 CONCRETE SURFACE REPAIRS

- A. Defective Concrete: Repair and patch defective areas when approved by Engineer. Remove and replace concrete that cannot be repaired and patched to Engineer's approval.
- B. Patching Mortar: Mix dry-pack patching mortar, consisting of one part portland cement to two and one-half parts fine aggregate passing a No. 16 sieve, using only enough water for handling and placing.
- C. Repairing Formed Surfaces: Surface defects include color and texture irregularities, cracks, spalls, air bubbles, honeycombs, rock pockets, fins and other projections on the surface, and stains and other discolorations that cannot be removed by cleaning.
 - 1. Immediately after form removal, cut out honeycombs, rock pockets, and voids more than 1/2 inch in any dimension to solid concrete. Limit cut depth to 3/4 inch. Make edges of cuts perpendicular to concrete surface. Clean, dampen with water, and brush-coat holes and voids with bonding agent. Fill and compact with patching mortar before bonding agent has dried. Fill form-tie voids with patching mortar or cone plugs secured in place with bonding agent.
 - 2. Repair defects on surfaces exposed to view by blending white portland cement and standard Portland cement so that, when dry, patching mortar will match surrounding color. Patch a test area at inconspicuous locations to verify mixture and color match before proceeding with patching. Compact mortar in place and strike off slightly higher than surrounding surface.
 - 3. Repair defects on concealed formed surfaces that affect concrete's durability and structural performance as determined by Engineer.
- D. Repairing Unformed Surfaces: Test unformed surfaces, such as floors and slabs, for finish and verify surface tolerances specified for each surface. Correct low and high areas. Test surfaces sloped to drain for trueness of slope and smoothness; use a sloped template.
 - 1. Repair finished surfaces containing defects. Surface defects include spalls, popouts, honeycombs, rock pockets, crazing and cracks in excess of 0.03 inch wide or that penetrate to reinforcement or completely through unreinforced sections regardless of width, and other objectionable conditions.
 - 2. After concrete has cured at least 14 days, correct high areas by grinding.

3. Correct localized low areas during or immediately after completing surface finishing operations by cutting out low areas and replacing with patching mortar. Finish repaired areas to blend into adjacent concrete.
 4. Correct other low areas scheduled to receive floor coverings with a repair underlayment. Prepare, mix, and apply repair underlayment and primer according to manufacturer's written instructions to produce a smooth, uniform, plane, and level surface. Feather edges to match adjacent floor elevations.
 5. Correct other low areas scheduled to remain exposed with a repair topping. Cut out low areas to ensure a minimum repair topping depth of 1/4 inch to match adjacent floor elevations. Prepare, mix, and apply repair topping and primer according to manufacturer's written instructions to produce a smooth, uniform, plane, and level surface.
 6. Repair defective areas, except random cracks and single holes 1 inch or less in diameter, by cutting out and replacing with fresh concrete. Remove defective areas with clean, square cuts and expose steel reinforcement with at least a 3/4-inch clearance all around. Dampen concrete surfaces in contact with patching concrete and apply bonding agent. Mix patching concrete of same materials and mixture as original concrete except without coarse aggregate. Place, compact, and finish blending with adjacent finished concrete. Cure in same manner as adjacent concrete.
 7. Repair random cracks and single holes 1 inch or less in diameter with patching mortar. Groove top of cracks and cut out holes to sound concrete and clean off dust, dirt, and loose particles. Dampen cleaned concrete surfaces and apply bonding agent. Place patching mortar before bonding agent has dried. Compact patching mortar and finish to match adjacent concrete. Keep patched area continuously moist for at least 72 hours.
- E. Perform structural repairs of damaged or defective concrete, subject to Engineer's approval, using epoxy adhesive and patching mortar.
- F. Repair materials and installation not specified above may be used subject to Engineer's approval.

END OF SECTION 03310

SECTION 11310

SUBMERSIBLE CENTRIFUGAL SOLIDS HANDLING PUMPS

PART 1 GENERAL

1.01 SCOPE OF WORK

- A. Furnish quantity 2 submersible solids handling sewage pumping units as shown on the Contract Drawings and as specified herein.

1.02 RELATED WORK

- A. Concrete work and the installation of anchor bolts are included in Division 3.
- B. Painting is included in Division 9.
- C. Instrumentation and control work is included in Division 13.
- D. Valves, mechanical piping and appurtenances and pipe hangers and supports are included in Division 2.
- E. Electrical work is included in Division 16.

1.03 SUBMITTALS

- A. Submit shop drawings and product data in accordance with Division 1. Submittals shall include the following:
 - 1. Certified dimensional drawings of each item of equipment and auxiliary apparatus to be furnished, including equipment weights and location and size of anchor bolts.
 - 2. Literature and drawings describing the equipment, including parts list and materials of construction, in sufficient detail to indicate full conformance with the detail specifications.
 - 3. Motor performance data and wiring diagrams.
 - 4. Cut sheets on accessory items.
 - 5. Manufacturer's certified rating curves, to satisfy the specified design conditions, showing pump characteristics of discharge, head, brake horsepower, efficiency and guaranteed net positive suction head required (NPSHR). When applicable, variable speed curves shall be provided showing at least three speeds plotted equally from maximum rpm to minimum rpm. Minimum rpm shall be no less than that required to obtain minimum flow. Curves shall show the full recommended range of performance and include shut-off head. This information shall be prepared specifically for the pump proposed. Catalog sheets showing a family of curves will not be acceptable.
- D. Operation and Maintenance Data
 - 1. Complete operating and maintenance instructions shall be furnished for all equipment specified in this Section as provided in Division 1. The maintenance instructions shall include troubleshooting data and full preventative maintenance schedules and complete spare parts lists with ordering information.
 - 2. Include certified performance data and curves from factory tests.

1.04 REFERENCE STANDARDS

- A. Design, manufacturing and assembly of elements of the equipment herein specified shall be in accordance with, but not limited to, published standards of the following, as applicable:
 - 1. American National Standards Institute (ANSI)
 - 2. American Society for Testing and Materials (ASTM)
 - 3. American Bearing Manufacturers Association (ABMA)
 - 4. Hydraulic Institute Standards (current edition)
 - 5. National Electrical Manufacturers Association (NEMA)
- B. Where reference is made to one of the above standards, the revision in effect at the time of bid opening shall apply.

1.05 QUALITY ASSURANCE

- A. To assure unity of responsibility, the pumps, motors and bases shall be furnished by the pump manufacturer. All pumping units specified herein shall be furnished by a single manufacturer.
- B. The equipment specified herein is intended to be of proven ability as manufactured by concerns having extensive experience in the production of such equipment. The equipment furnished shall be designed, constructed and installed to operate satisfactorily when installed as shown on the Drawings. Pumps shall be manufactured in accordance with the Hydraulic Institute Standards, except where otherwise specified herein.

1.06 DELIVERY, STORAGE AND HANDLING

- A. All parts shall be properly protected so that no damage or deterioration will occur during a prolonged delay from the time of shipment until installation is completed and the unit and equipment are ready for operation.
- B. All equipment and parts must be properly protected against any damage during shipment. The Contractor shall store equipment in accordance with the manufacturer's instruction.

1.07 MAINTENANCE

- A. Furnish all special tools and test equipment required for the proper servicing of all equipment.
- B. Furnish the following spare parts for each size of pump in a given service.
 - 1. One (1) set of pump bearings.
 - 2. One (1) set of mechanical seals.
 - 3. One (1) spare impeller and fasteners.
 - 4. One (1) set of wear rings.
 - 5. One (1) set o-rings and gaskets.

1.08 EQUIPMENT WARRANTY

- A. Pump equipment shall be covered by a six (6) year pro-rated warranty. Manufacturers warranty shall not relieve the Contractor from furnishing a complete system warranty as specified in the General Conditions.

1.09 AMERICAN IRON AND STEEL

Under the requirements of Section 746 of Title VII of the Consolidated Appropriations Act of 2017 (Division A-Agriculture, Rural Development, Food and Drug Administration, and Related Agencies, Appropriations Act, 2017) and subsequent statutes mandating domestic preference applies to American Iron and Steel requirement to this project. All listed iron and steel products used in this project must be produced in the United States.

PART 2 PRODUCTS

2.01 GENERAL

- A. Each pump shall be supplied with a mating cast iron 4” discharge base connection. The pump shall utilize a sliding bracket made of ductile iron. Cast iron sliding brackets shall not be considered equal due to their brittle characteristics. The slide bracket shall bolt directly to the pump ANSI discharge flange. The mating between the sliding bracket and the discharge base shall be achieved by means of a metal to metal contact. Sealing of the pump to the discharge base by means of an O-Ring, profile gasket or diaphragm shall not be acceptable. The pump shall be automatically connected to the discharge piping when lowered into position and no portion of the pump shall bear directly on the wet well floor.
- B. The pumps shall be designed and built for 24-hour continuous service at any and all points within the specified range of operation, without overheating, without damaging cavitation, and without excessive vibration or noise.
- C. Each pump shall be furnished with a stainless steel nameplate (with embossed data) securely mounted to the body of the equipment. As a minimum, the nameplate for the pumps shall include the manufacturer's name and model number, serial number, rated flow capacity, head and speed. As a minimum, nameplates for motors shall include the manufacturer's name and model number, serial number, horsepower, speed, input voltage, amps, number of cycles, power, and service factors.

2.02 CONDITIONS OF OPERATION

- A. The pumps shall be Flowserve Model MSX or pre-approved equal. The pumps within each service type shall be identical in every respect with all parts interchangeable.
- B. Each pump shall be designed for the conditions of service tabulated as follows

PUMP SCHEDULE

TYPE	PUMP STATION	MAX. HP	NO. OF PUMPS	OPERATING CONDITIONS		MAX. FLOW @ TDH	BASIS OF DESIGN
				SHUT-OFF HEAD	DESIGN FLOW @ TDH		
Submersible Non-clog	Influent	15	2	67'	675 GPM @ 40'	850 GPM @ 31'	4MSX9A

- C. Where total head (TDH or TH) is referred to in conjunction with the specific discharge requirements, it shall be understood to consist of the sum of the pressure head plus the velocity head, in feet, at the discharge nozzle of the pump minus the pressure head and the velocity head at

the suction nozzle of the pump. The efficiency of the pump shall be understood to be based upon total head as just defined.

2.03 PUMP CONSTRUCTION

- A. The pump casing shall be a heavy-duty single volute design with an integral centerline discharge flange. The volute shall be constructed of ASTM A48, Class 30 gray cast iron. The pump volute shall be a single high quality casting with smooth passages without blowholes, porosity, or other irregularities. The pump casing discharge flange must meet ANSI flange thickness, dimension, and bolt pattern requirements.
- B. Impellers shall be constructed of ASTM A48, Class 30 cast iron. Impeller shall be cast in one piece, shall have a minimum number of vanes, and shall be dynamically balanced. The design of the impeller and the shape of the blades shall minimize clogging and still promote efficiency. The impeller shall be keyed to the shaft and firmly held in place by a stainless steel bolt. The arrangement shall be such that the impeller cannot be loosened by torque from either forward or reverse rotation.
- C. Removable cast iron wearing ring shall be provided for the casing. Wear rings made of rubber or other soft materials are not acceptable.
- D. The pump shaft shall be a rigid integral unit, made from Type 416 stainless steel of sufficient size to transmit the full driver horsepower with a liberal safety factor, accurately machined over its entire length and free from any harmful or damaging vibrations. Shaft shall be polished as necessary for mechanical seals. Steel shafts with stainless steel sleeves are not an acceptable alternate.
- E. Each pump shall be provided with bearings both radial and thrust, of the anti-friction type, of ample size to carry all loads imposed under continuous operation, minimizing shaft deflection and excessive heat buildup. Bearings shall be permanently lubricated. Bearings shall be designed in accordance with the ABMA standards for a minimum L-10 life of 50,000 hours.
- F. Each pump shall be fitted with an oil chamber that acts as a barrier between the pumped fluid and motor. The oil chamber shall have accessibility from the exterior of the pump and shall be filled with environmentally safe oil. A moisture sensor probe shall be installed in the oil chamber to detect moisture. Probes located in the motor housing are not acceptable.
- G. Each pump shall be provided with two mechanical seals. Each seal shall operate independently of the other. The lower mechanical seal shall be located behind the impeller and have Silicon Carbide seal faces. The upper mechanical seals shall have Carbon and Ceramic seal faces. Each seal shall require neither maintenance nor adjustment. Cartridge type seals and seals containing a common spring between the upper and lower faces shall not be considered equal.
- H. Each pump shall be fitted with Type 316 stainless steel external hardware to prevent corrosion. All external surfaces coming into contact with the pumped fluid, other than stainless steel, shall have an electrostatically applied powder coat, baked on epoxy finish. The coating shall be extremely resistant to sewage and other chemicals normally found in wastewater.
- I. The motors shall be cooled by the surrounding environment. An internal closed-loop-cooling system is not required. Each pump shall be able to operate in a snore condition, a condition which low-level shutoff is not functioning, for an extended period of time.
- J. Each pump shall be fitted with Buna-N or Viton O-Rings where watertight sealing is required. Specific torque requirements shall not be required.
- K. Each pump shall include an adequate length of submersible power/control cable, which shall meet FM requirements for use in hazardous locations. The exterior jacket shall be capable of submergence in raw sewage. Cable entry shall be comprised of a dual elastomer grommet system with washers located on either side. A compression fit of the grommet shall seal the cable and entry from the

exterior fluid. The cable entry assembly shall allow easy replacement of the cable by using the same cable entry grommet. The cable entry seal shall be separated from the motor by a waterproof sealed terminal board.

- L. Each pump shall be supplied with a cast iron 4" suction elbow with integral 125lb ANSI flange. The suction elbow shall have an integral stand and hand hole with cover.
- M. Each pump shall be equipped with a quick-disconnecting discharge base assembly. There shall be no need for personnel to enter the wet well to install the pump. Once connected, no portion of the pump shall rest on the wet well floor. The slide bracket with attached pump unit shall be guided by 2" double guide rails. Intermediate brackets shall be required for wet wells deeper than 20 feet.

2.04 MOTOR

- A. The pump motor shall be an induction type squirrel cage design. The rotor and stator shall operate in an air-filled, watertight housing. Oil filled motors shall not be considered equal.
- B. The motor efficiency shall meet published EPACT efficiency ratings for standard motors to improve overall wire to water efficiencies. Motors that do not meet EPACT efficiency ratings shall not be acceptable. The motor shall have a NEMA B design rating with the stator windings and leads having a Class H insulation rating (180° C). Designs which utilize less than Class H insulation systems shall not be considered equal.
- C. The motor housing shall be constructed of ASTM A48, Class 30 cast iron. The motor shall be designed for continuous duty, either submerged or unsubmerged while pumping fluids up to 40 degrees C. All windings shall be rated for inverter duty to reduce damage caused by voltage spikes associated with variable frequency drives. Motors that do not utilize inverter spike resistant windings shall not be considered equal. Thermal switches shall be embedded in each phase of the windings and set to open at 135 degrees C. The thermal switches shall be wired in series and be connected to the motor controls to shut down the pump during a high temperature condition. The combined service factor of the motor shall be a minimum of 1.15. The motor horsepower shall be selected such that the unit is non-overloading over the entire specified performance range.
- D. The motor and cable shall be rated for use in hazardous location, Class 1, Division 1, Group D.

PART 3 - EXECUTION

3.01 FACTORY PUMP TESTS

- A. The Contractor shall furnish sworn certificates to the effect that the pump casings have passed the hydrostatic pressure tests.
- B. Pump tests shall be conducted on all constant-speed pumps. During each test, the pump shall be run at all specified head conditions for a sufficient time to permit accurate determination of discharge, head, and power input.
- C. Certified copies of the test data shall be furnished to the Engineer for review. All tests shall be run in accordance with the Standards of the Hydraulic Institute.

3.02 MOTOR TESTS

Each motor shall be given the standard commercial tests in the shop of the motor manufacturer, and certified copies of the tests results submitted to the Engineer for review prior to installation of the motors.

3.03 FIELD ACCEPTANCE TESTS

- A. After installation of the pumping equipment, and after inspection, operation, testing and adjustment have been completed by the manufacturer's representative, each pump shall be given a running test in the presence of the Engineer during which it shall determine its ability to operate without vibration or overheating, and to deliver its rated capacity under the specified conditions.
- B. During the tests, observations shall be made of head, capacity, and motor input. All defects or defective equipment revealed by or noted during the tests shall be corrected or replaced promptly at the expense of the Manufacturer, and if necessary, the tests shall be repeated until results acceptable to the Engineer are obtained. The Contractor shall furnish all labor, piping, equipment, and materials necessary for conducting the tests.
- C. All adjustments necessary to place the equipment in satisfactory working order shall be made at the time of the above tests.
- D. If sufficient sewage or sludge is NOT available for the test, the Contractor shall provide water for testing, if so directed.
- E. Water for testing shall be furnished by the Contractor.
- F. In the event that the Contractor is unable to demonstrate to the satisfaction of the Engineer that the units will satisfactorily perform the service required and that they will operate free from vibration and heating, the pumping units will be rejected.
- G. The field verification and/or draw down tests shall include measuring or determining the following items:
 - 1. Flow rate
 - 2. Total head on the pump
 - 3. Power input
 - 4. Static head on the pump

**SECTION 13410
BASIC INSTRUMENTATION MATERIALS AND METHODS**

PART 1 - GENERAL

1.01 WORK INCLUDED

- A. The CONTRACTOR shall furnish all materials, labor, tools, equipment, supplies and services necessary to install all process control and instrumentation equipment complete as specified herein and shown on the Drawings. The CONTRACTOR shall be responsible for the expense of changing Drawings or structures, or any other expense necessitated by reason of installing alternative equipment. The CONTRACTOR will assume the responsibility for the satisfactory operation of any and all equipment offered.
- B. The following equipment specification is included to establish the quality of equipment to be obtained. It is the intent of these Specifications to obtain industrial quality instrumentation and control equipment. Equipment furnished shall be accepted by the ENGINEER, prior to purchase by the CONTRACTOR.
- C. Auxiliary and accessory devices necessary for system operation or performance, such as transducers or relays to interface with existing equipment or equipment provided under other Sections of this Specification, shall be included whether specified or not, at no extra cost.
- D. In order to ensure proper integration and compatibility of the plant instrumentation and control systems, the systems must be supplied by a single provider of instrumentation and control equipment. This is not to say that all equipment being supplied shall be manufactured by a single manufacturer, but rather that a single provider of instrumentation and control equipment shall be responsible for supplying the complete system. To facilitate the OWNER'S future operation and maintenance, products performing the same function shall all be of the same manufacturer, type, and model number.
- E. In order to ensure the interchangeability of parts, the maintenance of quality, the ease of interfacing between the various subsystems, and the establishment of minimums with regard to ranges and accuracy, strict compliance with the requirements herein shall be maintained. In order to ensure compatibility between all equipment, it shall be the responsibility of the system supplier hereunder to coordinate all interface requirements with mechanical and electrical system suppliers and furnish any signal isolation devices that might be required.
- F. Equipment shall be fabricated, assembled, installed, and placed in proper operating condition in full conformity with detail drawings, specifications, engineering data, instructions and recommendations of the equipment manufacturer as accepted by the ENGINEER.
- G. The instrument supplier for this Contract shall be responsible for making the modifications shown on the Drawings and for recalibrating all instruments (existing and new) and placing them in proper working order.

- H. The Contractor, through the use of a qualified instrumentation and control system supplier and qualified electrical and mechanical installers, shall be responsible to the Owner for the implementation of the instrumentation and control system, and the integration of the control system, and all the appurtenant work, being provided under this Section of these Specifications and the integration of the instrumentation and control system and control devices provided under this project all in accordance with the requirements of the Contract Documents. In addition, the instrumentation system supplier shall install and place into service the PLC based control system specified herein.
- I. Due to the complexities associated with the interfacing of numerous control system devices, it is the intent of these specifications that the instrumentation system supplier be responsible to the Contractor for the integration of the instrumentation and control system with devices provided under other sections with the objective of providing a completely integrated control system free of signal incompatibilities.

1.02 RELATED WORK

- A. Other Divisions of these Specifications contain requirements on equipment furnished by other suppliers that must interface with the instrument system, or on methods and materials to be performed/used in the installation and/or wiring of the instrumentation system.

1.03 QUALITY ASSURANCE

- A. The system supplier shall be required to demonstrate a minimum of 5 years recent, past experience in the design, manufacture, and commissioning of instrumentation and control systems of comparable size, type, and complexity to the proposed project. Further, the manufacturer must have at least 10 similar systems in operation currently. The system supplier shall be required to have his own in-house capability to handle complete system engineering, fabrication, and testing. In lieu of 5 years experience, system suppliers shall provide direct to the CONTRACTOR a 5 year performance bond in an amount equal to the installed cost of the system. The CONTRACTOR shall include a copy of the executed bond in the shop drawings submittal books.
- B. The system supplier shall have in his employ the capable personnel for detail engineering, coordination, drafting, procurement and expediting, scheduling construction, testing inspection, installation, start-up service for calibration and commissioning, and warranty compliance for the period specified.

1.04 REFERENCES

- A. The CONTRACTOR is referred to Standards and Practices for Instrumentation published by the Instrument Society of America (latest edition), for terminology, symbols, methods and practices used or described herein or on the Drawings.

1.05 SUBMITTALS

- A. Detailed Requirements - Instruments/Hardware

- a. Detailed information for each instrument or control device shall be submitted, including manufacturer's descriptive literature and a specific data sheet for each device which shall include as a minimum:
 1. Tag number assigned by the manufacturer.
 2. Product (item) name used herein and on the Contract Drawings.
 3. Manufacturer's complete model number.
 4. Location of the device.
 5. Input - output characteristics.
 6. Range, size, and graduations.
 7. Physical size with dimensions, enclosure NEMA classification, and mounting details.
 8. Materials of construction of all components.
 9. Instrument or control device sizing calculations where applicable.
 10. Certified calibration data on all flow metering devices.
- b. Submit a detailed loop diagram, for each monitoring or control loop, each on a single 8 ½ in. X 11 in. sheet. The format shall be the Instrument Society of America, Standard for Instrument Loop Diagrams, ISA-S5.4.
- c. The data sheets shall be provided with an index and proper identification and cross-referencing. Partial submittals will be rejected.
- d. Submit detailed drawings concerning control panels and/or enclosures including:
 1. Cabinet assembly and layout drawings to scale.
 2. Fabrication and painting specifications.
 3. Point to point wiring diagrams depicting wiring within the panel as well as connections to external devices.
 4. Color samples for paint selection by the ENGINEER and/or OWNER.
- e. Exceptions to the Specifications or Drawings shall be clearly defined by the system supplier. Data shall contain sufficient details so a proper evaluation may be made by the ENGINEER.
- f. Prior to final acceptance, the final shop drawing submittal, which is to include Installation, Operation, and Maintenance instructions, shall be updated to reflect "As Constructed" status, and shall provide at least the following as a minimum:
 1. A comprehensive index.
 2. A complete "As Constructed" set of accepted shop drawings.
 3. A complete list of the equipment supplied, including serial numbers, ranges, and pertinent data.
 4. Full specifications on each item.
 5. System schematic drawings "As Constructed", illustrating all components, piping and electrical connections of the systems supplied under this Section.
 6. Detailed service, maintenance, and operation instructions for each item supplied.
 7. Special maintenance requirements particular to this system shall be clearly defined, along with special calibration and test procedures.
 8. The operating instructions shall also incorporate a functional description of the entire system, with reference to the systems schematic drawings and instructions.
 9. Complete parts lists with stock numbers and name, address, and telephone number of the local supplier.

- B. See Section 13450 for submittal requirements for system software.

1.06 DELIVERY, STORAGE, AND HANDLING

A. Shipping Precautions:

- a. After completion of shop assembly, factory test, and acceptance, all equipment, cabinets, panels, and consoles shall be packed in protective crates and enclosed in heavy duty polyethylene envelopes or secured sheeting to provide complete protection from damage, dust, and moisture. Dehumidifiers shall be placed inside the polyethylene coverings. The equipment shall then be skid-mounted for final transport. Lifting rings shall be provided for moving without removing protective covering. Boxed weights shall be shown on shipping tags together with instructions for unloading, transporting, storing, and handling at the job site.
- b. Special instructions for proper field handling, storage and installation required by manufacturer for proper protection, shall be securely attached to each piece of equipment proper to packaging and shipment.

B. Identification:

- a. Each component shall be tagged to identify its location, tag number and function in the system. Identification shall be prominently displayed on the outside of the package.
- b. A permanent stainless steel or other non-corrosive material tag firmly attached and permanently and indelibly marked with the instrument tag number, as given in the tabulation, shall be provided on each piece of equipment supplied under this Section.

C. Storage:

- a. Equipment shall not be stored out-of-doors. Equipment shall be stored in dry permanent shelters including in-line equipment, and shall be adequately protected against mechanical injury. If any apparatus has been damaged, such damage shall be repaired by the CONTRACTOR at his own cost and expense. If any apparatus has been subject to possible injury by water, it shall be thoroughly dried out and put through such tests as directed by the ENGINEER. This shall be at the cost and expense of the CONTRACTOR, or the apparatus shall be replaced by the CONTRACTOR at his own expense.

1.07 WARRANTY

- A. A written total instrument maintenance contract shall be provided to the OWNER, executed by the system supplier as a part of the work under this Section. The maintenance contract shall include all labor, parts, and emergency calls providing on-site response within 48 hours, to provide complete instrument system maintenance for a period of one year after the date of final acceptance of the system. The system supplier shall have full responsibility for the preventive and corrective maintenance including replacing of defective components, maintaining sufficient spare parts on-site, and complete calibration of all components under

- this section, all at no cost to the OWNER. The maintenance contract shall not begin until both the instrumentation training course and the system acceptance test have been successfully completed, at which time the OWNER shall be capable of performing necessary preventive maintenance, and all instruments shall be functional.
- B. During the one-year maintenance period, observation of maintenance operations by designated OWNER personnel, and the instruction of said personnel in the details of the maintenance work being performed shall be provided.
 - C. A complete written report, shall be furnished the ENGINEER and OWNER after each scheduled and unscheduled visit, giving problems corrected, systems needing recalibration, and recommendations to prevent recurrence, if applicable.
 - D. The costs for the one-year maintenance service contract shall be included in the Contract price.

1.08 TRAINING

- A. A training program shall be set up and conducted by the major equipment manufacturer furnishing the instrumentation package. The training session shall be a for a minimum period of 2 hours uninterrupted and shall be conducted at the treatment plant.
- B. A course outline showing the material to be covered shall be submitted to the ENGINEER for review. The training program shall include both classroom and "hands-on" instruction for each instrument supplied under this group of the Specifications and shall furthermore include operational training, maintenance training, and training on use of calibration equipment.
- C. As the equipment installed at the plant shall be used for the "hands-on" training, the training program shall not be conducted until all of the systems are operational, and operational related "punch list" items are corrected.
- D. Training on equipment supplied by a manufacturer other than the major equipment manufacturer shall be by the original equipment manufacturer, and shall be scheduled in the training programs by the major equipment manufacturer. Exceptions may be granted if the instructor demonstrates adequate knowledge on the care and operation of the other manufacturers' equipment.
- E. The training programs shall be conducted at a time mutually agreeable to the ENGINEER, OWNER, CONTRACTOR, and Supplier. The OWNER shall decide how many of his personnel shall attend the training. A representative of the ENGINEER may observe the training in progress. The OWNER shall have the right to videotape all training as it is conducted.
- F. The supplier shall make use of audio-visual aids in the training courses and shall provide the OWNERS staff his undivided attention (i.e., shall not conduct his company business during training hours) for the full 2 days. The supplier shall furnish training participants with written handouts, preferably copies of the shop drawing submittal books, up to a maximum of 6 copies, for purposes of familiarization with the shop drawings, and to assist in explanations. PRODUCTS

2.01 GENERAL

- A. All instrumentation supplied shall be of the manufacturer's latest design and shall produce or be activated by signals which are established standards for the water industry.
- B. All electronic instrumentation shall be of the solid-state type and shall utilize linear transmission signals of 4 to 20 mA_{dc} (milliampere direct current), however, signals between instruments within the same panel or cabinet may be 0-10 V_{dc} (volts direct current), or other manufacturer standard.
- C. Outputs of equipment that are not of the standard signals as outlined, shall have the output immediately raised and/or converted to compatible standard signals for remote transmission. No zero based signals will be allowed for remote transmission.
- D. All instruments shall be provided with mounting hardware and floor stands, wall brackets, or instrument racks as shown on the Drawings or as required.
- E. All indicators and LED readouts shall be linear, direct reading in process units, unless otherwise noted. Percentage scales and indicators are prohibited.
- F. All transmitters shall be provided with either integral indicators or conduit mounted indicators in process units, accurate to two percent, unless otherwise noted.
- G. Electronic equipment shall be of the manufacturer's latest design, utilizing printed circuitry and suitably coated to prevent contamination by dust, moisture and fungus. Solid state components shall be conservatively rated for their purpose, to assure optimum long term performance and dependability over ambient atmosphere fluctuations and 0 to 95 percent relative humidity. The field mounted equipment and system components shall be designed for installation in dusty, humid, and slightly corrosive service conditions.
- H. All equipment, cabinets and devices furnished hereunder shall be heavy-duty type, designed for continuous industrial service. The system shall contain products of a single manufacturer, in-so-far as possible, and shall consist of equipment models which are currently in production. All equipment provided shall be of modular construction and shall be capable of field expansion.
- I. All equipment shall be designed to operate on a 60 Hertz alternating current power source at a nominal 115 volts, plus or minus 10 percent, except where specifically noted. All regulators and power supplies required for compliance with the above shall be provided between power supply and interconnected instrument loop. Where equipment requires voltage regulation, constant voltage transformers shall be supplied.
- J. All analog transmitter and controller outputs shall be 4-20 milliamperes into a load of 0-750 ohms, unless higher load capacity is required.
- K. All switches shall have double-pole double-throw contacts rated at a minimum of 600 VA, unless specifically noted otherwise.

- L. Materials and equipment used shall be UL listed (or other independent lab listed) wherever such listed equipment and materials are available.
- M. All equipment shall be designed and constructed so that in the event of a power interruption, the equipment specified hereunder shall resume normal operation without manual resetting when power is restored.
- N. All circuit boards in instruments mounted in damp locations or mounted outdoors shall be fungus proofed. All field transmitters mounted outside shall be equipped with sunshields and shall be capable of operation to -20o Fahrenheit.
- O. Equipment installed in a hazardous area shall meet Class, Group and Division as shown on the contract drawings, to comply with the National Electrical Code. All power supply and signals coming from and going to hazardous areas shall have intrinsic safety barriers provided.

2.02 INSTRUMENTS AND ACCESSORY EQUIPMENT

- A. Refer to other Division 13 Instrumentation Specification Sections for equipment requirements for field mounted primary devices, transmitters and secondary instruments, receivers and central control equipment.

PART 2 - EXECUTION

Not applicable.

END OF SECTION - 13410

**SECTION 13422
LEVEL MEASUREMENT DEVICES**

PART 1 - GENERAL

1.01 WORK INCLUDED

- A. The CONTRACTOR shall furnish and install all primary devices, transmitters, primary and secondary receivers, analyzers and accessory items as shown on the Contract Drawings and as specified herein.

1.02 RELATED WORK

- A. Additional Division 13 Sections of this Specification contain requirements on instrumentation and control equipment and software which are considered to be covered by applicable requirements of this section (and shall be included in the bid by a single Instrumentation Supplier for this Project).
- B. Other Divisions of these Specifications contain requirements on equipment furnished by other suppliers that must interface with the instrument system, or on methods and materials to be performed/used in the installation and/or wiring of the instrumentation system.

PART 2 - PRODUCTS

2.01 INSTRUMENTS AND ACCESSORY EQUIPMENT

- A. Eccentric Weight Float Type Level Sensors

Float switches shall be mercury-free self counter-weighted floating switches. The body shall be free of any irregularities, and constructed from polypropylene with a double airtight chamber with high-pressure melted polypropylene re-injection sealing to ensure a perfect seal against infiltration. The switch shall be UL and CE approved. The switch shall be furnished with cable length as required and as determined by the Contractor. Where float switches are specified in a hazardous area, they shall be connected via intrinsically safe relay as specified elsewhere in these Specifications.

- B. Submersible Pressure Transducer

- a. The submersible pressure transducer shall be a continuous level measuring device that converts the measured pressure to a level reading and provides a continuous 4-20 mADC output.
- b. The sensor shall be constructed of titanium and shall be suitable for installation in a well, tank, pipe, etc. Wetted materials shall be suitable for installation in nearly all fluids, including wastewater. The sensor cable shall contain a vent tube to reference the measured pressure to atmosphere.
- c. The cable shall be constructed of tefzel, and shall be integrally connected at the sensor with internal potting to prevent ingress of fluid back into the

transmitter. Length of the cable shall be as required for the installation shown.

- d. The sensor shall contain an internal lightning arrestor and voltage spike protection.
 - e. Operating temperature range shall be -4 to 140° F. The sensor shall be furnished and calibrated for the operating pressures encountered for the application, and the sensor shall be capable of four times the rated pressure without damage to the sensor.
 - f. The sensor/cable assembly shall be rated NEMA 4X, NEMA 6P, and NEMA 7 for Class I, Division 1 hazardous locations.
 - g. The submersible pressure transmitter shall be Druck PTX 1885 series, or equal.
- C. Eccentric Weight Float Type Level Sensors (Non-mercury)
- a. The level monitor shall be a non-mercury type with cable/weight suspension mounting kit, Consolidated Electric Co. model 9GEF, or equal.

PART 3 - EXECUTION

Not applicable.

END OF SECTION - 13422

SECTION 14600**FIXED HEIGHT GANTRY CRANE****PART 1 - GENERAL****1.1 SUMMARY**

- A. Section includes: Movable, wheeled, fixed height, steel gantry crane. It is the intent of this specification that the supplier of the Gantry crane specified hereinafter also supply the trolley and hoist as specified in section 14605 to ensure product compatibility.
- B. Related sections:
 - 1. Section 14605 – Electric Hoists:
 - 2. Section 03300 – Cast in Place Concrete

1.2 REFERENCES

- A. American Institute of Steel Construction (AISC): Manual of Steel Construction, Part 5, Specification for Structural Joints Using ASTM A325 or ASTM A490 Bolts.
- B. American National Standards Institute (ANSI):
 - 1. ANSI B30.11 - Monorails and Underhung Cranes.
- C. American Society for Testing and Materials (ASTM) Publications:
 - 1. ASTM A36 - Carbon Structural Steel.
 - 2. ASTM A325 - Structural Bolts, Steel, Heat Treated, 120/150 ksi Minimum Tensile Strength.
 - 3. ASTM A490 - Structural Bolts, Alloy Steel, Heat Treated, 150 ksi Minimum Tensile Strength.
- D. American Welding Society (AWS):
 - 1. AWS D1.1 - Structural Welding Code.
- E. Occupational Safety and Health Administration (OSHA): OSHA Specification 1910.179 - Overhead and Gantry Cranes.

1.3 PERFORMANCE REQUIREMENTS

- A. Gantry crane shall be designed with casters to allow manual movement from one location to another.
- B. Modular, pre-engineered bolted design: Crane shall be capable of being disassembled and reassembled.

- C. Crane shall be designed to withstand:
 - 1. Crane and hoist dead load.
 - 2. Live load capacity equal to net rated hook load: 1 ton.
 - 3. Inertia forces from crane and load movement.
- D. Crane shall be designed to operate in an exterior installation.

1.4 SUBMITTALS

- A. Provide in accordance with Section 01300 - Submittals
 - 1. Product data for crane and accessories. Describe capacities, performance, and operation.
 - 2. Shop drawings showing crane configuration, [floor track layout] dimensions, and fabrication, assembly, and installation details.
 - 3. Copy of warranty required by Paragraph 1.6 for review by Architect.
 - 4. Manufacturer's installation instructions.
 - 5. Manufacturer's operation and maintenance manual.

1.5 QUALITY ASSURANCE

- A. Manufacturer: Company specializing in designing and manufacturing cranes with 25 years successful experience.
- B. Installer: Company experienced in assembly of cranes with 5 years successful experience and acceptable to crane manufacturer.
- C. Crane shall be designed, fabricated, and installed in accordance with ANSI B30.11 and OSHA 1910-179.
- D. Base crane structural design on live load capacity plus 15 percent for hoist and trolley weight and 25 percent for impact.
- E. Perform welding by certified operators in accordance with AWS D1.1.
- F. Bolted connections shall be in accordance with torque tightening procedures specified in AISC Manual, Part 5.
- G. Clearly label crane with rated load capacity. Place label at height and location easily read from floor level and loading position.

1.6 WARRANTY

- A. Provide 10-year warranty for crane to cover defects in materials and workmanship.

1.7 AMERICAN IRON AND STEEL

Under the requirements of Section 746 of Title VII of the Consolidated Appropriations Act of 2017 (Division A-Agriculture, Rural Development, Food and Drug Administration, and Related Agencies, Appropriations Act, 2017) and subsequent statutes mandating domestic preference applies to American Iron and Steel requirement to this project. All listed iron and steel products used in this project must be produced in the United States.

PART 2 - PRODUCTS

2.1 ACCEPTABLE MANUFACTURERS

A. Gorbel, Inc., P.O. Box 593, Fishers, New York 14453-0593; 800-828-0086; www.gorbel.com.

B. Or equal

2.2 FIXED HEIGHT GANTRY CRANE

A. Type: Fixed height, movable, steel gantry crane with casters; Model No. FGM-1-10-15 as manufactured by Gorbel, Inc.

B. Construction: Fabricate from ASTM A36 steel sections with finished ends and surfaces.

1. End frames: Square tubular steel uprights welded to channel base and knee braces to provide stability.
2. Beam: Steel I-beam bolted to plates welded to top of uprights and reinforced with gussets.
3. Casters: V-groove rigid body steel casters with cam brake for travel on fixed track

C. Hoist trolley: Rigid-body trolley designed to ride on bottom flanges of crane beam and carry hoist and load.

D. Gantry crane track: Provide lengths of V-groove steel track to be permanently anchored to concrete floor slab to form straight line crane travel path as indicated and dimensioned on Drawings.

1. Construction: Fabricated by welding steel angle to flat steel plate forming upright V-shaped track designed to fit V-groove casters of gantry crane.
2. Lengths: 32 feet.
3. Provide aligning pins for anchoring track to concrete floorslab.

2.3 SHOP FINISHING

A. Steam wash steel crane components with iron phosphate solution and apply blue baked enamel finish.

B. Provide spray can of matching color, air-drying paint for field touch-up.

PART 3 - EXECUTION

3.1 INSTALLATION

- A. Assemble crane in accordance with manufacturer's instructions and shop drawings.
- B. Do not modify crane components in any manner without advance, written approval by crane manufacturer.
- C. Gantry crane floor track: Install permanent V-groove floor track in layout illustrated and dimensioned on drawings and reviewed shop drawings.
 - 1. Coordinate provision of floor track with construction of concrete floorslab specified in Section 03300 - Cast-in-Place Concrete
 - 2. Anchor track sections to concrete substrate with aligning pins in accordance with manufacturer's instructions.
 - 3. Ensure tracks are parallel within plus or minus [1/8 inch in 20 feet] [3 mm in 6 meters].

3.2 FIELD QUALITY CONTROL

- A. Inspect assembled crane. Verify all bolts are tight and lockwashers fully compressed. Verify uprights are plumb and beam is level. Ensure casters pivot, lock, and move smoothly. Adjust as required and correct deficiencies.
- B. Clean surfaces. If necessary, touch-up paint damage, scratches, and blemishes with manufacturer provided matching paint.
- C. Protect crane from other construction operations.

3.3 DEMONSTRATING AND TRAINING

- A. Provide demonstration and training session for Owner's representative covering operation and maintenance of gantry crane.

END OF SECTION

SECTION 14605**ELECTRIC HOIST****PART 1 - GENERAL****1.01 SCOPE OF WORK**

A. Scope:

The Contractor shall furnish and install an electric monorail system complete, in accordance with the requirements of the Contract Documents. The hoist shall be of the low headroom type, equipped for electric lift and travel, and it shall fit a standard I-Beam.

B. Coordination:

It is the intent of this section the equipment specified hereinafter be supplied as part of the equipment supplied in section 14600 to insure proper compatibility.

C. Related Sections

Section 14600 Gantry Crane

1.02 SUBMITTALS

A. Submit product literature material specification, dimension prints, and installation recommendations for Engineer's review.

B. Comply with all provisions of Section 01300.

PART 2 - PRODUCTS**2.01 MOTORIZED TROLLEY AND HOIST**

A. System Description

1. The monorail hoist shall be provided with an attached pendant control station with an emergency stop..
2. The power supply shall be from enclosed, UL-approved conductor bar systems. This festoon control shall be 14GA stainless steel. Festoon support trolleys to be stainless steel construction cross arms to clamp to track with FC-TMC-U-SS clamps.
3. The rail shall be standard I-beam with end stops, securely anchored to the structure.
4. Site Conditions
 - a. Location Influent Station
 - b. Atmosphere Exterior.

B. Design Criteria:

1. The monorail system shall have the following capacities and dimensions.
 - a. Hoist - Single speed, rope-type, for parallel lug mounting from a geared trolley, with

			upper and lower limit switches to prevent over travel, (automatic reset type)
b.	Gear	-	Fully enclosed, oil lubricated spur gear.
c.	Drum	-	Steel, with machine-cut grooves and flanges, to accommodate entire cable in one layer.
d.	Bearings	-	Anti-friction type, lifetime pre-lubricated and sealed.
e.	Motor and Drum Shaft		-Grease lubricated, with ball or roller bearings.
f.	Brakes	-	Mechanical load brake and separate electric motor brake, each adjustable and capable of supporting the full load.
g.	Load Block	-	Heavy-duty with ball bearing sheave and forged steel swivel hook with anti friction bearings and safety spring latch.
h.	Motor	-	Totally -Enclosed, single speed.
i.	Trolley	-	Motor-Driven, with 4 wheels, spur gear, magnetic brake, ball or roller bearings. <u>The motor shall be rated for Class 1, Division 2, Group D if located within hazardous area.</u>
j.	Capacity (ton)	-	1
k.	Max Lift (ft)	-	25 :
l.	Lifting speed (fpm)	-	14/2.5
m.	Travel speed (fpm)	-	80/13
n.	Hoist Motor (hp)	-	1.2 hp
o.	Trolley Motor (hp)	-	0.54 hp
p.	Power Supply (V-Ph-Hz)	-	230/460-3-60

2. Controls:

- a. The motorized trolleys shall be equipped with four-button pendant control station rated for exterior used. The pendant shall connect to the trolley control box via a quick disconnect plug/socket assembly. It shall be equipped with integral strain relief and an emergency stop button on the control station.
- b. Each push button shall be clearly marked to indicate its function and sufficient buttons shall be provided to control operations of hoists and trolley.

2.02 MANUFACTURERS

A. Trolley and Hoist:

1. Manufacturer: Provided products of one of the following:
 - a. Harrington Hoist and Cranes.
 - b. Approved equal.

PART 3 - EXECUTION

3.01 INSTALLATION

- A. Furnish and install per manufacturer's recommendations.

END OF SECTION

**SECTION 16050
BASIC ELECTRICAL MATERIALS AND METHODS**

PART 1 - GENERAL

1.01 CONTRACTOR'S UNDERSTANDING

- A. Contractors bidding work under this Contract shall read and understand Division Zero and Division 1 - General Requirements. If any discrepancies are discovered between the Basic Electrical Materials and Methods and General Requirements, the above mentioned documents shall overrule this section. The Basic Electrical Materials and Methods are intended as a supplement to the above mentioned documents.
- B. The Contractor shall bid as outlined in the above mentioned Specifications and shall be governed by any alternates or unit prices called for in the form of the proposal.
- C. Each Contractor bidding on the work included in these Specifications shall view the building site and carefully examine the contract Drawings and Specifications, so that he/she may fully understand what is to be done, and to document existing conditions.

1.02 SCOPE OF WORK

- A. Work included in this section of the Specifications shall include the furnishings of all labor, material, tools, approvals, and other equipment necessary to install the electrical system as shown on the Contract Drawings and as specified herein.
- B. It also includes installation and connection of all electrical utilization equipment included in this contract but furnished by other contractors or suppliers.
- C. It is the general intent that all motors shall be furnished with the particular object of equipment it drives.
- D. The Contractor shall furnish and install all conduit, wire disconnect switches and miscellaneous material to make all electrical connections to all items of utilization equipment to wiring devices except as otherwise specified.
- E. Equipment connections shall be made with flexible or rigid conduit as required controllers for motors, disconnect switches, and all control protective and signal devices for motor circuits, except where such apparatus is furnished mounted and connected integrally with the motor driven equipment, shall be installed, connected and left in operating condition. The number and size of conductors between motors and control or protective apparatus shall be as required to obtain the operation described in these Specifications, and /or by the Contractor Documents, and/or as shown in manufacturer furnished, Engineer reviewed Shop Drawings.
- F. All devices and items of electrical equipment, including those shown on the

Contract Drawings but not specifically mentioned in the Specifications or those mentioned in the Specifications but not shown on the Contract Drawings, are to be furnished under this section of the specifications. Any such device or item of equipment, if not defined in quality, shall be equal to similar Equipment and/or devices specified herein.

- G. All devices and items of equipment mentioned in this section of the Specifications whether electrical or not whether furnished under this or other Division of the Specifications shall be installed under this Division of the Specifications, unless specifically indicated otherwise.
- H. Where wiring diagrams are not shown on the Contract Drawings, they are to be provided by the supplier of the equipment served and such diagrams shall be adhered to except as herein modified.
- I. The following is a list of items that may not be defined clearly on the Contract Drawings or in other parts of these Specifications. The list is meant to be an aid to the Contractor and is not necessarily a complete list of work to be performed under this Contract: Connect all motors and accessories furnished by equipment suppliers.
 - 1. Furnish, install, and connect all motor controls.
 - 2. Furnish, install, and connect lighting.
 - 3. Furnish, install, and connect power and signal lines to all instrumentation equipment, and accessories.
 - 4. Furnish, install, and connect all electrical conduit and cables.
 - 5. Abandon and remove all existing wiring and materials not to be reused, as shown on the Contract Drawings.

1.03 SHOP DRAWINGS, DESCRIPTIVE LITERATURE, INSTALLATION, OPERATION AND MAINTENANCE INFORMATION

- A. Shop Drawings including descriptive literature and/or installation, operation and maintenance instructions shall be submitted in accordance with Division 1.
- B. Shop Drawings shall be submitted on the following materials specified in Division.
 - 1. Conduit.
 - 2. Boxes - all types and sizes.
 - 3. Wiring devices.
 - 4. Device plates.
 - 5. Metal framing system (Strut type channel).
 - 6. Conduit fittings, expansion joints, support hardware.
 - 7. Motor control equipment.
 - 8. Adjustable speed equipment and accessories.
 - 9. Miscellaneous spare parts and hardware.
 - 10. Wire.
 - 11. Light fixtures.
 - 12. Wire markers, signs and labels.
 - 13. Motors.
 - 14. Instrumentation devices

- J. The Engineers reserves the right to make modifications to motor control and power distribution equipment ratings after Shop Drawings review, if the Shop Drawings are submitted prematurely (prematurely meaning submitted before all utilization equipment has been reviewed and accepted). Cost of modifications shall be the Contractor's responsibility.

1.04 SYMBOLS AND ABBREVIATIONS

- A. The symbols and abbreviations general follow stand electrical and architectural practice, however, exceptions to this shall be as shown on the Contract Drawings.

1.05 COORDINATION WITH OTHER TRADES

- A. The Contractor shall coordinate the electrical work with that of other trades to ensure proper final location of all electrical and/or connections.

1.06 CODES

- A. The minimum standard for all work shall be the latest revision of the Kentucky Building code (KBC), and the National Electrical Code (NEC). Whenever and wherever state and/or local laws or ordinances and /or regulations and /or the Engineer's design require a higher standard than the current NEC or KBC, then these laws and/or regulations and/or the design shall be followed.

- B. Following is a list of other applicable Standards or Codes:

1. Uniform Building Code	UBC
2. Kentucky Building Code	KBC
3. National Electrical Code	NEC
4. Factory Mutual System	FM
5. National Fire Protection Association	NFPA
6. National Electrical Manufacturers Association	NEMA
7. Occupational Safety and Health Administration	OSHA
8. Insulated Cable Engineers Association, Inc.	ICEA
9. Illuminating Engineering Society of North America	IES
10. Instrument Society of America	ISA
11. Institute of Electrical and Electronic Engineers, Inc.	IEEE
12. Certified Ballast Manufacturers Association	CMB
13. American National Standards Institution, Inc.	ANSI
14. Anti-Friction Bearing Manufacturers Association, Inc.	AFBMA
15. Joint Industry Council	JIC
16. American Society of Heating, Refrigerating And Air Conditioning Engineers, Inc.	ASHRAE
17. Federal Communications Commission	FCC
18. American Society for Testing and Materials	ASTM
19. American Wood Preservers Association	AWPA
20. Rural Electrification Association	REA

1.07 INSPECTIONS AND PERMITS

- A. Inspection of the electrical system on all construction projects is required. If the local government has appointed a state licensed inspector, the Contractor shall be required to use that person to perform the inspections. If a locally mandated inspector does not exist, the Contractor shall select and hire a state licensed inspector, who has jurisdiction before any work is concealed. The Contractor shall notify the electrical inspector in writing, immediately upon notice to proceed, and a copy of the notice shall be submitted to the Engineers.
- B. At the time of completion of the project, there shall be furnished to the Owner a certificate of compliance, from the agency having jurisdiction pursuant to all electrical work performed. The Engineer shall also receive a Photostatic copy.
- C. All costs incurred by the Contractor to execute the above mentioned requirements shall be paid by the Contractor at no extra cost to Owner.
- D. All permits necessary for the complete electrical system shall be obtained by the Contractor from the authorities governing such work. For further information, see Division 1.

1.08 STORAGE

- A. All work, equipment and materials shall be protected against dirt, water, or other injury during the period of construction.
- B. Sensitive electrical equipment such as light fixtures, motor starters, and controls, delivered to job site, shall be protected against injury or corrosion due to atmospheric conditions or physical damage by other means. Protection is interpreted to mean that equipment shall be stored under roof, in a structure properly heated in cold weather and ventilated in hot weather. Provision shall be made to control the humidity in the storage area to 50 percent relative. The stored equipment shall be inspected periodically, and if it is found that the protection is inadequate, further protective measures shall be employed. Electrical equipment other than boxes and conduit shall not be installed until the structure is under roof with doors and windows installed.
- C. The Contractor shall not store submersible pump units in the wet well. If it is absolutely necessary to do so, the open power cable ends are to be suspended above the maximum flood elevation or maximum expected water level. If not stored in this manner, the Contractor may be called upon to replace the pump motors and cables with new units to ensure that water has not penetrated the cable and entered the motor housing.

1.09 MATERIALS

- A. All materials used shall be new and at least meet the minimum standards as established by the NEC and/or National Electrical Manufacturers Association (NEMA). All materials shall be UL listed for the application, where a listing exists. Additional requirements are found in Division 1. All equipment shall meet applicable FCC requirements and restrictions.

- B. The material and equipment described herein has been specified according to a particular trade name or make to set quality standards. However, each Contractor has the right to substitute other material and equipment in lieu of that specified, other than those specifically mentioned at matching or for standardization, providing such material and equipment meets all of the requirements of those specified and is accepted, in writing by the Engineer.
- C. The reuse of salvaged electrical equipment and/or wiring will not be permitted unless specified herein or indicated on the Contract Drawings.
- D. All salvaged or abandoned electrical materials shall become the property of the Contractor and shall be removed from the job site upon completion of the project, unless otherwise noted on the Contract Drawings or specified herein.

1.10 ERRORS, CORRECTIONS, AND/OR OMISSIONS

- A. Should a piece of utilization equipment be supplied of a different size or horsepower than shown on the Contract Drawings, the Contractor shall be responsible for installing the proper size wiring, conduit, starters, circuit breakers, etc., for proper operation of that unit and the complete electrical system at no extra cost to the Owner.
- B. It is the intent of these Specifications to provide for an electrical system installation complete in every respect, to operate in the manner and under conditions as shown in these Specifications and on the Contract Drawings. The Contractor shall notify the Engineer, in writing, of any omission or error at least 10 days prior to opening of bids. In the event of the Contractor's failure to give such notice, he/she may be required to correct work and/or furnish items omitted without additional cost. Further requirements on this subject may be found in the General Requirements, Division 1.
- C. Necessary changes or revisions in electrical work to meet any code or power company requirement shall be made by the Contractor without additional charge.

1.11 GUARANTEES AND WARRANTIES

- A. The Contractor shall guarantee all work including equipment, materials, and workmanship. This guarantee shall be against all defects of any of the above and shall run for a period of 1 year from the date of acceptance of the work, concurrent with the one year guarantee period designated for the general construction contract under which electrical work is performed. Date of acceptance shall be considered to be the date on which all "punch list" items are completed ("punch list" is defined to be the written listing of work that is incomplete or deficient that must be finished or replaced/repared before the Contractor receives final payment).
- B. Repair and maintenance for the guarantee period is the responsibility of the Contractor and shall include all repairs and maintenance other than that which is considered as routine.

1.12 TESTING

- A. After the wiring system is complete, and at such time as the Engineer may direct, the Contractor shall conduct an operating test for acceptance. The equipment shall be demonstrated to operate in accordance with the requirements of these Specifications and the Contract Drawings. The test shall be performed in the presence of the Engineer or his authorized representative. The Contractor shall furnish all instruments and personnel required for the tests, as well as the necessary electrical power.
- B. Before energizing the system, the Contractor shall check all connections and set all relays and instruments for proper operation. He shall obtain all necessary clearances, approvals, and instructions from the serving utility company and/or equipment manufacturers prior to placing power on the equipment.
- C. Tests may be performed by the Engineer to determine integrity of insulation on wiring circuits selected by the Engineer at random.
- D. Cost of utilities for testing done prior to beneficial occupancy by the Owner shall be borne by the Contractor.

1.13 CLEANUP

- A. Cleanup shall be completed as soon as possible after the electrical installation is complete. All light fixtures, outlets, switches, starters, and other electrical equipment shall be free of shipping tags, stickers, etc. All painted equipment shall be left free of scratches or other blemishes, such as splattered or blistered paint, etc. Interior of all motor controls, etc., shall be free of dust, dirt, wire strippings, etc. Surplus material, rubbish and equipment resulting from the work shall be removed from the job site by the Contractor upon completion of the work.
- B. During construction, cover all Owner equipment and furnishings subject to mechanical damage or contamination in any way.

1.14 SLEEVES, CHASES AND OPENING

- A. It is the Contractor's responsibility to leave openings to allow installation of the complete, operational electrical system. Openings required but not left shall be cut as outlined under cutting and patching. The Contractor shall coordinate all holes and other openings with necessary diameters for proper fire stopping.

1.15 TEMPORARY ELECTRICAL POWER

- A. The Contractor shall be responsible for providing temporary electrical power as required during the course of construction and shall remove the temporary service equipment when no longer required. Temporary power is also addressed in Division1.

1.16 OVERCURRENT PROTECTION

- A. Circuit breakers or fused switches shall be the size and type as written herein and shown on the Contract Drawings. Any additional overcurrent protection required to maintain an equipment listing by an authority having jurisdiction shall be installed by the Contractor at no extra cost to the Owner.

- B. The Contractor shall submit to the Engineer actual nameplate data from motors shipped to the site, stating motor identification as well as characteristics. Overload relay thermal unit selection tables shall accompany the motor data. The Engineer will select thermal unit sizes from this data for use by the Contractor in ordering proper thermal units.

1.17 TRAINING

- A. All manufacturers supplying equipment for this division shall provide the Owner's operations staff with training in the operation and maintenance on the equipment being furnished. The training shall be conducted at the project site by a qualified representative of the manufacturer.
- B. The cost of this training shall be included in the bid price.
- C. The required training shall consist of both classroom and hands-on situation. Classroom training shall include instruction on how the equipment works its relationship to all accessories and other related units, detailed review of shop drawings, detailed presentation of written O & M instructions, troubleshooting and record-keeping recommendations. Hands-on-training shall include a review of the manufacturer's O & M instructions, check out of each operator to identifying key elements of the equipment, tear down as appropriate, calibration, adjustment, greasing and oiling points, and operating manipulations of all electrical and mechanical controls.
- D. The training shall be scheduled through the Contractor with the Owner. The timing of the training shall closely coincide with startup of the equipment, but no training shall be conducted until the equipment is operational.
- E. The minimum number of hours to be provided by manufacturers supplying equipment on this project shall be in accordance with the following table:

Item	Training Hours	
	Classroom	Hands-on
Variable Speed Systems	3	3
Automatic Level/Pressure Control System	1	1

- F. At least 60 days prior to the training the manufacturer shall submit through the Contractor to the Engineer an outline of the training proposed for the Engineer's review and concurrence.
- G. The Owner reserves the right to videotape all training sessions.

1.18 AS BUILT DRAWINGS

- A. The Contractor shall maintain 1 set of the Contract Drawings on the job in good condition for examination at all times. The Contractor's qualified representative shall enter upon these drawings, from day to day, the actual "as-built" record of construction and/or alteration progress. Entries and notes shall be made in a neat and legible manner and these drawings delivered to the Engineer after completion

of the construction, for use in preparation of Record Drawings.

1.19 MAINTAINING CONTINUOUS ELECTRICAL SYSTEM AND SERVICE

- A. Existing service(s) continuity shall be maintained at all times. In no way shall the installation and/or alteration of the electrical work interfere with or stop the normal operation of the existing facilities, except where prior arrangements have been made
- B. When additions and taps to existing service(s) require electrical outages of duration in excess of a few minutes, arrangements shall be made in advance for such outages. All outages shall be held to an acceptable minimum with none exceeding 4 hours continuous duration. If necessary, cuts shall be performed on premium time. If performed at night, requiring a general outage, the Contractor shall furnish an auxiliary source of light and power as required. Under no circumstances shall an electrical outage of any duration be initiated until the Owner and Engineer have concurred, and as far as possible in advance.

1.20 GROUNDING AND BONDING

- A. All metallic conduit, cabinets, equipment, and service shall be grounded in accordance with the latest issue of the National Electrical Code. All supporting framework and other metal or metal clad equipment or materials which are in contact with electrical conduit, cable and/or enclosures shall be properly grounded to meet the code requirements.

1.21 RELATED SPECIFICATION DIVISIONS

Other following divisions contain Specifications on utilization equipment, equipment accessories, and procedures related to execution of the electrical work, and are included here for the Contractor's information. Bids shall still be based on complete Contract Documents.

1.22 CONTRACTOR LICENSING

- A. The Contractor performing the electrical work on this project shall be locally licensed, if required by local law or ordinance. If the Contractor has passed the State test, it may not be necessary to meet local testing requirements. It shall be the Contractor's responsibility to investigate these requirements and comply with same.

1.23 ANCHORING/MOUNTING

- A. Electrical conduits and/or equipment shall be rigidly supported. Anchors used shall be metallic expansion type, or if appropriate to prevent spalling concrete, epoxy set type. Plastic or explosive type anchors are prohibited.
- B. Since this project is in Seismic Zone, the Contractor shall be sure that all supports are consistent with the KBC requirements in this regard.

1.24 ELECTRICAL COMPONENT MOUNTING HEIGHTS

- A. Unless otherwise indicated, mounting height for components shall be as defined

herein. In cases of conflicts with architectural or structural aspects, the components may be relocated. If an indicated height conflicts with a code requirement, the code shall govern.

- B. Mounting heights are given from finished floor elevation to the centerline of the component, unless otherwise noted.

Component	Height	Comments
1. Medium height wall outlet	4'-0"	
2. Push-button or control stations	4'-0"	
3. Top of control panels	6'-6"	Maximum (except for handicapped areas)
4. Top of switch handle on control panel	6'-6"	Maximum
5. Top of local motor controller	6'-0"	Maximum
6. Top of local disconnect switch	6'-0"	Maximum

In situations where there appears to be a conflict with Americans with Disabilities Act (ADA) legislation, utilize the ADA requirements herein.

1.25 RECEIPTS

- A. Some sections of the Specifications call for equipment, materials, accessories, etc. to be provided and "turned over to the Owner" or like requirements. The Contractor shall obtain a receipt for each item turned over, signed by the Owner or his representative. A copy of this receipt shall be transmitted to the Engineer.
- B. When a question arises concerning whether items have been turned over to the Owner, and there is no signed receipt, it may be assumed that the items were not provided.

PART 2 - PRODUCTS

Not Applicable.

PART 3 - EXECUTION

Not Applicable.

END OF SECTION-16050

**SECTION 16070
SUPPORTING DEVICES**

PART 1 - GENERAL

1.01 SCOPE OF WORK

- A. All electric equipment shall be rigidly mounted, and installed using supporting devices as indicated on the Contract Drawings, as required by the work, and described herein.

PART 2 - PRODUCTS

2.01 ACCEPTABLE MANUFACTURERS

- A. "Cooper B-Line," "Unistrut," or equal.

2.02 MATERIALS

- A. All mounting brackets and strut used outside shall be stainless steel. Fasteners used to mount equipment outside shall be stainless steel.

PART 3 - EXECUTION

3.01 ANCHORING CABINetry

- A. All free standing equipment shall be anchored to its foundation using expansion bolts of the size and number recommended by the equipment manufacturer.

3.02 SEISMIC CONSIDERATIONS

- A. Where required, seismic restraints shall be provided for electrical equipment.

END OF SECTION-16070

**SECTION 16075
ELECTRICAL IDENTIFICATION**

PART 1 - GENERAL

1.01 EQUIPMENT LABELING

- A. All starters, feeder units in disconnects, instruments, etc. shall be marked to indicate the motor, outlet, circuit they control, or variable monitored. Marking is to be done with engraved laminated nameplates and shall bear the designation shown on the Contract Drawings where this information is given. Nameplates shall be fastened to equipment with stainless steel screws, minimum of one each side. In no way shall the installation of mounting screws void the NEMA enclosure rating of the equipment in which they are installed. If there are more than one identical unit, they shall be given consecutive numbers or other descriptions as designated by the Engineer. Nameplate background color shall be white, with black engraved letters, unless otherwise noted.
- B. Branch circuits in lighting panels shall be typed on a card suitable for the card frame furnished with the panel. The card shall bear the panel designation listed on the Contract Drawings where this information is given, as well as indicate what each circuit controls.
- C. Furnish and install "Authorized Personnel Only" signs by doors into all power distribution equipment rooms/buildings. Furnish and install other signs as indicated on the Contract Drawings.
- D. All electrical equipment shall be marked for arc flash hazard in accordance with NEC Article 110.16.
- E. See Section 16900, controls for additional labeling requirements.

PART 2 - PRODUCTS

Not applicable

PART 3 - EXECUTION

Not applicable

END OF SECTION-16075

SECTION 16120 CONDUCTORS AND CABLES

PART 1 - GENERAL

1.01 SCOPE OF WORK

- A. Wire and cable shall conform to the latest requirements of the NEC and shall meet all ASTM/UL specifications. Wire and cable shall be new; shall have size, grade of insulation, voltage rating and manufacturer's name permanently marked on the outer covering at regular intervals. Complete descriptive literature shall be submitted to the Engineer for review and acceptance prior to installation.

1.02 DELIVERY, STORAGE AND HANDLING

- A. Wire and cable shall be suitably protected from weather and damage during storage and handling and shall be in first class condition when installed.

PART 2 - PRODUCTS

2.01 ACCEPTABLE MANUFACTURERS

- A. Building Wire (types "THWN" and "THW"-cu.) - "American," "Carol," or equal.
- B. Control Cables (Shielded or unshielded) 600V max. - "Belden," "Okonite," or equal.
- C. Instrumentation Cables (Shielded) 600V mx. - "American," "Belden," "Okonite," or equal.

2.02 MATERIALS

- A. General
 - a. In general, all conductors shall be 98 percent conductive, annealed copper unless otherwise noted on the Contract Drawings.
 - b. Conductors shall be type THW or THWN insulation. Conductor size shall be AWG (American Wire Gauge) Standard. Minimum conductor size shall be AWG number 12 except branch circuits in excess of 75 feet from panel to first outlet not smaller than no. 10 AWG. Minimum voltage rating shall be 600 volts. Conductors for small power may be solid (i.e. lighting, receptacles), but conductors for control work shall be stranded.
 - c. Conductors with high temperature rated insulations and special construction shall be used where required in connecting to light fixtures or appliances that have special requirements.

PART 3 - EXECUTION

3.01 INSTALLATION/APPLICATION/ERECTION

A. General

- a. Conductors shall be continuous from outlet to outlet and no splices shall be made except accessible in junction or outlet boxes. Wire connectors of insulating material or solderless pressure connectors, properly taped, shall be used for all splices in wiring, wherever possible.
- b. Conductors shall be color coded in accordance with the following schedule:

	480/277V 3 Phase	120/208V 3 Phase
Phase A	Brown	Black
Phase B	Orange	Red
Phase C	Yellow	Blue
Neutral (Grounded)	White or Light Gray	White or Light Gray
Grounding	Green	Green
Control	Std. Code	Std. Code

- c. Conductors shall be pulled into raceways in strict accordance with manufacturer's recommendations.
- d. Ample slack conductors shall be allowed at each terminal point, and pull or junction box, to permit installation with ease and without crowding.
- e. All conductors terminating at terminal blocks shall be identified with numbers and/or letters identical to circuit or control identification.
- f. Overhead, pole-line supported conductors shall be sagged in accordance with the manufacturer's tables provided for that purpose.
- g. No conductors shall be drawn into conduits until all work which may cause wire or cable damage is completed. Wire pulling shall be accomplished utilizing machinery and accessories intended for the purpose.
- h. All connections and splices shall be made in accordance with conductor manufacturer's recommendations, and as written herein.
- i. In general, feeder sizes shown are based on no more than three current carrying conductors in a conduit. Multiple small branch circuit feeders may be combined in a common conduit, provided conductors are derated in accordance with NEC article 310-15.
- j. Unless otherwise specifically indicated, neutrals may not be shared.

B. Feeders

- a. All feeders are of the secondary type, below 600 volts, unless otherwise noted. The Contractor shall furnish and install all feeders from the distribution center(s) to each of the other structures/sub panels as shown on the Contract Drawings.
- b. Wire shall be factory color coded for each phase and neutral, with green used for the ground conductor. As far as practical, all feeders shall be continuous

from origin to panel termination without running splices in intermediate pull boxes.

C. Control Cable

- a. Control cable shall be the size and have the number of conductors shown on the control system drawings. Control cable shall be used for motor controls and monitoring only. Color coding shall be ICEA, Method 1. Control cables between buildings shall be underground in conduit of the size shown in the control system schematic. Cabling shall provide a minimum of 25 percent spare conductors. Voltage rating shall be 600 volts.

D. Instrument Cable

a. General

1. All signal lines shall be constructed of individually twisted pairs (6 to 10 twists per foot), including thermocouple extension leads. Cables shall be made of twisted pairs, with all lays and pairs twisted in the same direction for maximum flexibility.
2. Wire size shall be #16 AWG minimum for exterior runs and lengths over 5,000 feet. Wire size may be #16 - #18 AWG for interior under 5,000 feet in length.
3. Stranded tinned copper conductor shall be used for all wiring other than thermocouple extension leads.
4. Insulation resistance at 68 degrees Fahrenheit between conductors and between conductors and ground should be at least 500 megohms per 1,000 feet.
5. Multi-pair cable should be jacketed with poly-vinyl-chloride, polyethylene or Teflon at least 0.045" thick. Voltage rating shall be 600 volts.

b. Signal Wiring

1. Low level analog (less than 500 millivolt d-c). Use twisted pairs which may be cabled with other pairs carrying similar voltage levels. Foil wraps or equivalent shielding is required for each cable with the shield insulated from ground.
2. High level analog (greater than 500 millivolts d-c). Use twisted pairs which may be cabled with other pairs carrying similar voltage levels and current levels less than 100 ma. Shielding is required.
3. Analog outputs (normally 0-4 d-c or 4-20 ma). Same as b.
4. Contact inputs - use twisted pairs and run in separate conduit.
5. Contact outputs - same as d.
6. Pulse inputs - same as 4.

c. Signal and Shield Grounding

1. All shields must be grounded at one point only as close as possible to the signal source.
2. Thermocouples may be grounded or ungrounded.
3. Analog signals, if grounded, should be grounded as near the signal source as possible.
4. Resistance bulbs should not be grounded.

- d. Signal and Wiring Separation
 - 1. High level analog signals may share the same conduit or run with contact or pulse signals.
 - 2. Thermocouple and low level signals should be run in a separate conduit.
 - 3. A minimum separation of 12 inches between analog signal leads and a-c power leads should be maintained. For a-c power leads carrying 100 amps or greater, a 24 inch separation should be maintained. Parallel runs should be limited to less than 500 feet. Perpendicular runs may be as close as 6 inches.
- E. Submersible Pump Power Cable
 - a. Power cables for submersible pumps shall be of the extra hard usage type suitable for submerged duty and able to withstand common corrosive agents found in water and wastewater. They shall be provided with high grade non-magnetic stainless steel relief cable grips installed at the pump end and high grade non-magnetic stainless steel support cable grips anchored to the wet well structure where they enter the wet well. The strain relief and support cable grips shall be as manufactured by Kellems, Slater/Flexcor, or equal. Non-metallic corrosion resistant grips may be used in lieu of stainless steel if available for the cable size.

3.02 TESTING

- A. Testing Agency: The Contractor shall engage a qualified testing agency to perform tests and inspections and prepare tests reports.
- B. Perform tests and inspections and prepare test reports.
- C. Test and Inspections
 - a. After installing conductors and cables and before electrical circuitry has been energized, test all new feeders and control wiring for compliance with requirements.
 - b. Perform each visual and mechanical inspection and electrical test stated in NETA Acceptance Testing Specification. Certify compliance with test parameters.
 - c. Infrared Scanning: After substantial completion, but not more than 60 days after final acceptance, perform an infrared scan of each splice in cables and conductors #3 AWG and larger. Remove box and equipment covers so splices are accessible to portable scanner.
- D. Test Reports: Prepare a written report record the following:
 - a. Test procedures used.
 - b. Test results that comply with requirements.
 - c. Test results that do not comply with requirements and corrective action taken to achieve compliance with requirements.
- E. Remove and replace wiring and/or splices that do not meet the NETA criteria for

the given circuit type and retest as specified above.

END OF SECTION-16120

SECTION 16130 RACEWAYS

PART 1 - GENERAL

1.01 SCOPE OF WORK

- A. This section of the Technical Specifications includes all raceways for accommodation of electrical conductors, communications conductors, sleeves for underground electrical installations, conduit stubs for future installations, fittings therefore and accessories.
- B. All raceways shall be marked with the manufacturer's name or trademark as well as type of raceway and size. This marking shall appear at least once every 10 feet and shall be of sufficient durability to withstand the environment involved. All raceways shall be furnished and installed as outlined under Part 3 of this Specification.

PART 2 - PRODUCTS

2.01 ACCEPTABLE MANUFACTURERS

- A. Tubular Raceways
 - a. Liquidtight Flexible Metal Conduit - "Thomas and Betts," "Allied Tube & Conduit Corp." "Carlson," or equal.
 - b. PVC Coated Rigid Steel - "Robroy", or equal.
- B. Wireways - "Square-D," "Hoffman," or equal.
- C. Raceway Fittings
 - a. PVC coated rigid steel fittings shall be provided by the conduit manufacturer.
 - b. Flexible conduit fittings - "Raco," "T & B," "OZ Gedney," or equal.

2.02 MATERIALS

- A. Flexible Conduit
 - a. Flexible metallic conduit in dry, non-hazardous locations shall be constructed from flexibly or spirally wound electro-galvanized steel. Connections shall be by means of galvanized malleable iron squeeze type fittings.
 - b. Liquidtight flexible metallic conduit shall be constructed from continuously interlocked aluminum core. It shall have a sunlight and oil resistant thermoplastic PVC jacket. It shall be IP 66/67 rated, and rated for temperatures -4 degrees F to 176 degrees F. Fittings shall be 304 stainless steel with gland nut, sealing ring, and high tensile grounding cone and body, and shall have an insulated throat. Stainless steel lock nut shall be provided for connection to boxes. Fittings shall be listed for Class I, Division 2 and Class

II, Division 1 and 2 hazardous locations.

B. PVC Coated Rigid Conduit

- a. PVC coated rigid conduit shall be hot dip galvanized prior to PVC coating. All threads shall be galvanized. The exterior galvanized surface shall be coated with a primer prior to PVC coating to insure adhesion. The bond on conduit and fittings shall be greater than the tensile strength of the plastic coating. The PVC coating on the exterior of the conduits shall be applied by a plastisol dip method to a nominal thickness of 40 mils, minimum. The interior of the conduit and fittings, and threads shall be painted with a urethane coating. The coating shall allow flexibility for field bending without cracking. PVC sleeves shall be formed at each female opening, with the inside diameter of the sleeve matching the outside of the conduit.

C. Conduit Fittings

- a. Rigid Steel Conduit Fittings
 1. Standard threaded couplings, locknuts, bushings, and elbows made only of steel or malleable iron are acceptable.
 2. Locknuts: Bonding type with sharp edges for digging into the metal wall of an enclosure.
 3. Bushings: Metallic insulating type, consisting of an insulating insert molded or locked into the metallic body of the fitting. Bushings made entirely of metal or nonmetallic material are not permitted.
 4. Erickson (union-type) and set screw type couplings: Approved for use in concrete are permitted or use to complete a conduit run where conduit is installed in concrete. Use set screws of case hardened steel with hex head and cup point to firmly seat in conduit wall for positive ground. Tightening of set screws with pliers is prohibited.
 5. Fittings for PVC coated rigid conduit shall be manufactured by the maker of the conduit.

PART 3 - EXECUTION

3.01 PREPARATION

- A. Exterior underground metallic conduits shall be degreased, pretreated, and coated with 2 coats of Carboline 888 epoxy, or equal.

3.02 INSTALLATION

A. Conduit

- a. All conduit shall be installed in a first class workmanship manner. It shall be installed in horizontal and vertical runs in such a manner as to ensure against trouble from the collection of trapped condensation and shall be arranged so as to be devoid of traps wherever possible. Special care shall be used in assuring that exposed conduit runs are parallel or perpendicular to walls, structural members, or intersections of vertical planes and ceilings. No open wiring is

allowed.

- b. Fittings or symmetrical bends shall be required wherever right angle turns are made in exposed work. Bends and offsets shall be avoided wherever possible, but where necessary, they shall be made with an approved conduit bending machine. All conduit joints shall be cut square, reamed smooth and drawn up tight, using couplings intended for the purpose.
- c. Conduits shall be securely fastened to all sheet metal outlets, junction and pull boxes with double galvanized locknuts and insulating-grounding bushings as required by the NEC. Conduit crossings in insulating roof fill will require both conduits to be secured to the roof deck, and these crossings can only be made where the insulating fill is a minimum of 3 inches deep. Runs of exposed conduit shall be supported in accordance with the NEC using cast aluminum or malleable iron one hole pipe straps with spacers to provide an air space behind the conduit. All conduit in walls and slabs shall be securely braced, capped, and fastened to the forms to prevent dislodgement during vibration and pouring of concrete.
- d. During construction, all conduit work shall be protected to prevent lodgement of dirt, plaster or trash in conduits, fittings or boxes. Conduits which have been plugged shall be entirely freed of accumulations or be replaced. All conduits in floors or below grade shall be swabbed free of debris and moisture before wires are pulled. Crushed or deformed conduit shall not be permitted.
- e. The final section of conduit connecting each motor or piece of utilization equipment subject to vibration shall be of the flexible type. Type "UA" shall be used in all process areas and in outdoor or wet locations. Flexible conduit to space heaters shall be long enough to allow swivel action.
- f. All metal raceway systems shall be grounding conductive, solidly bonded throughout and grounded in accordance with NEC requirements and/or as noted on the Contract Drawings. In addition, all raceway systems shall be provided with separate grounding conductors.
- g. **Minimum conduit size shall be ¾ inch**
- h. Wire pulling shall be facilitated by the use of a UL approved pulling compound in pulls over 30 feet in length or where there are 2 or more 90 degree bends. Only polypropylene, nylon, or manila pulling ropes will be permitted. **Standard industry recognized wire pulling equipment shall be used.**
- i. All conduits entering and leaving instrument enclosures shall be sealed around the wires with silicone caulk.
- j. Areas of use for each type of conduit:

Space Description	PVC Coated GRS
Class I or Class II Hazardous Areas	X
Exterior Exposed	X
Exterior Underground-To Wetwell	X

- k. All conduit shall have an insulated ground wire pulled to all equipment and receptacles.
- l. All raceway runs are shown diagrammatically to outline the general routing of the raceway. The installation shall be made to avoid interference with pipes,

ducts, structural members or other equipment. Should structural or other interference prevent the installation of the raceways, or setting of boxes, cabinets, or the electrical equipment, as indicated in the Drawings, deviations must be approved by the Owner, and after approval, shall be made without additional charges and shown on the Record Drawings.

- m. Conduit may be run inside concrete slabs as long as the slab is at least 6-inches thick and conduit will have at least 2-inches of cover on both sides.
- n. Runs of exposed flexible conduit shall be limited to 5 ft. All runs of flexible conduit shall be supported in accordance with NEC requirements.

END OF SECTION-16130

SECTION 16131 BOXES

PART 1 - GENERAL

1.01 SCOPE OF WORK

Outlet and junction boxes shall be furnished and installed where indicated on the Contract Drawings, and/or as required by the work in accordance with the NEC.

PART 2 - PRODUCTS

2.01 ACCEPTABLE MANUFACTURERS

- A. Boxes - "Wiegmann," "Appleton," "Raco," "Crouse-Hinds," "Hoffman," "Robroy Industries," "Cloud Concrete Products," "Spring City," "Carlson," or equal.

2.02 GENERAL

- A. Junction boxes for out-of-doors use, not mounted in concrete may be sheet metal (NEMA 4X), waterproof, rustproof, rain and sleetproof, with hinged covers and latches and provided means of locking by means of keyed locks, tamper-resistant screws or padlocking as required and with clamping cap-screws top and bottom door edges to provide firm contact with gasketing. All gaskets shall be molded (unbroken) neoprene or butyl rubber.
- B. NEMA 4X junction and/or pull boxes shall be stainless steel, if called for on the Contract Drawings.
- C. Explosion proof sealing fittings shall be furnished and installed in accordance with NEC requirements.

PART 3 - EXECUTION

3.01 INSTALLATION, APPLICATION, AND ERECTION

- A. General
 - 1. Outlets shall be installed in the locations shown on the Contract Drawings. The Contractor shall study the general building plans in relation to the space surrounding each outlet, in order that his work may fit the other work required by these Specifications. When necessary, the Contractor shall relocate outlets so that when fixtures or other fittings are installed, they will be symmetrically located according to room layout and will not interfere with other work or equipment.

2. All supports for outlet boxes shall be furnished and installed by the electrical trades.
- B. Exposed Work
1. Outlet or junction boxes for use with exposed PVC coated GRS conduit shall be provided by conduit manufacturer.
- C. Openings in Electrical Boxes
1. All openings in electrical equipment, enclosures, cabinets, outlet and junction boxes shall be by means of welded bosses, standard knockouts, or shall be sawed, drilled, or punched with tools specially made for the purpose. The use of a cutting torch is prohibited. Unused openings shall be plugged per the NEC.

END OF SECTION - 16131

SECTION 16140 WIRING DEVICES

PART 1 - GENERAL

1.01 SCOPE OF WORK

- A. Wiring devices shall be installed where indicated on the Contract Drawings.

PART 2 - PRODUCTS

2.01 ACCEPTABLE MANUFACTURERS

- A. "Hubbell," "Bryant," "Eagle," "Wiremold," "P&S," "Leviton," "Daniel Woodhead," or equal.

2.02 EQUIPMENT

- A. Receptacles
 - 1. Ground fault interrupting receptacles shall be required where shown on the Contract Drawings, and shall be indicated by the abbreviation "GFI" beside the circuit symbol on the Contract Drawings. They shall be rated 20 amps (125 volts) and shall be of the duplex, feed through type, capable of protecting all downstream receptacles on the same circuit. They shall be UL listed and interrupt the current between 4-6 milliamps of ground fault leakage. Appropriate plates shall be furnished and installed. The 20 ampere rating shall apply not only to device internals but to the faceplate as well. GFI receptacles shall be "Hubbell" cat. no. GFR8300HIL, or equal.
- B. Wall Switches (Tumbler Type)
 - 1. Single pole (weatherproof) - "Hubbell" cat. no. HBL-1221 ("I" for ivory), or equal, and HBL-1795 or equal plate.

PART 3 - EXECUTION

3.01 INSTALLATION/APPLICATION/ERECTION

- A. Wall Switches
 - 1. Wall switches shall be mounted at a height as indicated in Section 16050, unless otherwise noted on the Contract Drawings.
 - 2. Exterior weatherproof switch cover shall be weatherproof while in use. To meet this requirement, appropriate metal safety outlet covers as manufactured by Taymac Corporation, Intermatic, or equal shall be utilized in these areas.

END OF SECTION-16140

**SECTION 16150
WIRE CONNECTIONS AND CONNECTING DEVICES**

PART 1 - GENERAL

1.01 SCOPE OF WORK

- A. Wire connection and connecting devices shall be as herein specified.

PART 2 - PRODUCTS

2.01 ACCEPTABLE MANUFACTURERS

- A. Connectors, Lugs, etc. - "T & B", "Anderson", "Burndy", or equal.
- B. Termination and splice connectors - "3M Scotchlok", "Anderson", "T & B", "Burndy", or equal.

2.02 MATERIALS

- A. Wire Splicing and Terminations (600 Volts and Below)
1. Electrical Terminal and Splice Connectors (#22 - #4 AWG)
 - a. Terminals and splice connectors from #22 - #4 AWG shall be compression types with barrels to provide maximum conductor contact and tensile strength. Performance, construction, and materials shall be in conformance with UL standards for wire connectors and rated for 600 volts and 105 degrees Celsius.
 - b. Connectors shall be manufactured from high conductivity copper and entirely tin plated. Terminal barrels shall be serrated on the inside surface and have a chamfered conductor entry. Terminals shall have funnel entry construction to prevent strand fold-back. All barrels shall be brazed seam or seamless construction.
 - c. Spade type terminals shall be sized for the appropriate stud and shall be locking type that snap firmly onto studs with a close fit for maximum retention. Spade type terminals shall be insulated with an insulation suitable for maintaining a high dielectric strength when crimped and be made from nylon, PVC, or equal.
 2. Electrical Lugs and Connectors (#6 AWG - 1000 Kcmil)
 - a. Lugs and splice connectors from #6 AWG - 1000 Kcmil shall be compression types with barrels to provide maximum conductor contact and tensile strength. They shall be manufactured from high conductivity copper and entirely tin plated. They shall be crimped with standard industry tooling. The lugs and connectors must have a current carrying capacity equal to the conductors for which they are rated and must also meet all UL requirements. All lugs above 4/0 AWG shall be 2 hole lugs with NEMA spacing. The lugs shall be rated for operation through 35 KV. The lugs

- shall be of closed end construction to exclude moisture migration into the cable conductor.
3. Twist-on Wire Connectors (#22 AWG - #10 AWG)
 - a. All twist-on wire connectors must have a corrosion resistant spring that is free to expand within a steel jacket. The steel jacket must be insulated with a flexible vinyl jacket capable of withstanding 105 degrees Celsius ambient temperatures and of sufficient length to cover wires that are inadvertently overstripped.
 - b. Each connector size must be listed by UL for the intended purpose and color coded to assure that the proper size is used on the wire combinations to be spliced. The connectors must be compatible with all common rubber and thermoplastic wire insulations.
 4. Solderless/re-usable lugs shall be used only when furnished with equipment such as control panels, furnished by others, where specification of compression type lugs is beyond the Contractor's control. In the event their use is necessary, the Contractor shall be responsible for assuring that they are manufactured to NEMA standards, with proper number and spacing of holes and set screws.

PART 3 - EXECUTION

3.01 INSTALLATION, APPLICATION, & ERECTION

A. Insulation of Splices and Connections

1. Connections/splices with a smooth even contour shall be insulated with a conformable 7 mil thick vinyl plastic insulating tape which can be applied under all weather conditions and is designed to perform in a continuous temperature environment up to 105 degrees Celsius. The tape shall have excellent resistance to abrasion, moisture, alkalies, acids, corrosion, and varying weather conditions (including sunlight). The tape shall be equal to Scotch 33+ and shall be applied in conformance with manufacturer's recommendations. In addition, it shall be applied in successive half-lapped layers with sufficient tension to reduce its width to 5/8 of its original width. The last inch of the wrap shall not be stretched.
2. Connections/splices with irregular shapes or sharp edges protruding shall be first wrapped with 30 mil rubber tape to smooth the contour of the joint before being insulated with 33+ insulating tape specified in the previous paragraph. The rubber tape shall be high voltage (69 KV) corona-resistant based on self-fusing ethylene propylene rubber and be capable of operation at 130 degrees Celsius under emergency conditions. The tape must be capable of being applied in either the stretched or unstretched condition without any loss in either physical or electrical properties. The tape must not split, crack, slip, or flag when exposed to various environments. The tape must be compatible with all synthetic cable insulations. The tape must have a dissipation factor of less than 5 percent at 130 degrees Celsius, be non-vulcanizing, and have a shelf life of a least 5 years. The rubber tape shall be applied in successive, half-lapped wound layers and shall be highly elongated to eliminate voids. Other

manufacturer's recommendations on installation shall be adhered to. The rubber tape shall be equal to Scotch 23 or 130C electrical splicing tape.

3. Splices made in wet or damp locations shall be made submersible and watertight with special kits made for the application and compatible with type of cables employed.

B. Connection Make-up

1. Connections of lugs to bus bars, etc., shall be made up with corrosion resistant steel bolts having non-magnetic properties with matching nuts, and shall utilize a Belleville spring washer (stainless steel) to maintain connection integrity. Connections shall be torqued to the proper limits. Prior to bolting up the connection, electrical joint compound shall be brushed on the contact faces of the electrical joint.
2. All motor lead connections shall be made up to match the type of lead furnished on the motor. If the lead is not lugged, then twist-on wire connectors may be used. To prevent possible vibration problems, twist-on connectors shall be taped after installation.
3. All lugged motor lead connections (excluding motors over 200 horse-power) shall be made up using ring tongue compression lugs with proper size stainless steel nuts and bolts. Belleville type spring shall be used to maintain tension on the connections. The connections shall then be insulated using the procedure described for irregular shapes, utilizing rubber tape in conjunction with vinyl electrical tape.
4. At the time of final inspection, the Engineer may request the Contractor to disassemble 3 randomly selected motor lead connections in the Engineer's presence, to assure conformance with these Specifications.
5. The Contractor shall include all necessary tools, materials, and labor in his bid for disassembly of the connections and for remaking them with new insulating materials after inspection.

END OF SECTION-16150

SECTION 16440 MOTOR CONTROL

PART 1 - GENERAL

1.01 SCOPE OF WORK

- A. Contractor shall furnish and install motor control equipment as specified herein and as shown on the Drawings.

1.02 SUBMITTALS

- A. Motor control equipment shall be new and the equipment of one manufacturer. Each component is specified by a particular trade name; however, this does not relieve the Contractor of the responsibility of submitting descriptive literature and Shop Drawings for review of all components. Motor control shall be the same brand as power distribution equipment on projects with both.
- B. Shop drawings, including dimension & layout drawings, complete schematic and composite wiring diagrams, control circuit wiring diagrams and descriptive literature shall be submitted to the Engineer for review. Service manuals shall be submitted on all equipment and shall be bound in 3-ring looseleaf binders. The manuals shall also include information on accessories such as timers, etc., built in the control center.

PART 2 - PRODUCTS

2.01 ACCEPTABLE MANUFACTURERS

- A. Control Equipment - "Square D", "Siemens", "Allen Bradley", or equal.

2.02 MISCELLANEOUS MOTOR CONTROL DEVICES (480, 240, OR 120 VOLT)

- A. General
 - a. All motor control equipment shall be new and the product of 1 manufacturer. Equipment specified below applies to applications where mounting individually, in a motor control center, or in a custom control panel. Starters which are mounted individually or in a custom control panel shall meet the requirements above for MCC mounting.
 - b. Where equipment is mounted in a hazardous area, enclosure types shall be NEMA 7 or NEMA 9 as applicable, in lieu of the enclosure specified herein. Where equipment is mounted in flood areas or floodplains, enclosures shall be NEMA 6P.
- B. Pilot Devices
 - a. Pilot lights shall be oiltight, heavy duty, push-to-test, with LED lamp.
 - b. Elapsed time meters shall be six-digit, reading in hours and tenths of hours. Numbers shall be 5/32" high minimum. Meters shall be non-reset-able.

Enclosure shall be polycarbonate, weatherproof.

c. Control Stations

1. General - Control stations shall be heavy duty, maintained or momentary contact type, as noted on the Contract Drawings. Contacts shall be silver alloy, double break type. The number and marking of controls shall be as shown on the Contract Drawings. Enclosures shall be NEMA 4X for indoor and outdoor mounting, unless otherwise noted on the Contract Drawings. All control stations shall operate on 120 volt, a-c maximum, unless otherwise designated on the Contract Drawings.
2. Maintained Contact - Maintained contact control switches shall be marked "On" and "Off". The button pushed shall remain in and push the other button out until the other button is pushed. In general, they are to be used for hand control of motors which have to operate continuously and restart whenever power is off then resumed, without any manual operator. This is needed for motors which have to operate continuously in the absence of an operator.
3. Momentary Contact - Momentary contact control push-button switches shall be marked "start" and "stop". Pushbuttons shall spring out whenever pushed. If the circuit is dropped for any reason, operation cannot be resumed until a "start" push-button is pushed. In general, they are to be used for hand control of motors which are desired to operate intermittently in the presence of the operator and stop and start independently from more than one parallel control location.
4. Pendant Stations - Pendant stations shall have momentary control stations for up-down, start-stop, or as indicated. Pushbutton operators shall have interchangeable legend inserts. Enclosure shall be NEMA 4X thermoplastic with internal strain relief. N.O./N.C. contact blocks shall be provided.
5. Emergency Stop Stations - Emergency stop stations shall be mushroom head, maintained type, with red pushbutton operator. The operator shall be reset by pulling to release.

C. Circuit Breakers

- a. Circuit breakers shall be molded case type. Trip elements of multi-pole breakers shall be effectively insulated from one another. Multi-pole breakers shall be designed so that an overload on any one pole shall open all poles simultaneously.
- b. The breaker operating mechanism shall be the quick-make, quick-break type and shall be entirely trip free to prevent the contacts being held in a closed position against a short circuit.
- c. Breakers not used with motor starters shall be of the thermal magnetic type with a thermal bimetallic element for time delayed overload protection and a magnetic element for short circuit protection.
- d. The breaker shall be trip indicating with the trip position midway between the "On" and "Off" positions.
- e. Breakers for combination starters shall be 100 amp frame or larger. All breakers for combination starters shall have an adjustable magnetic trip element of the motor circuit protector type.
- f. Breakers for combination starters shall be F frame or larger. All breakers shall have adjustable magnetic trip elements. Circuit breakers K frame and larger shall have interchangeable thermal-magnetic trip elements.

D. Selector Switches

- a. Hand-off-automatic type selector switches shall be of oil-tight construction and shall have 3 positions. The switch must not have a spring loaded return. It shall be of the "quick-make", "quick-break" type.

E. Phase Volt Monitors

- a. Phase volt monitors shall detect undervoltage, overvoltage, phase loss, and phase imbalance. Trip thresholds shall be adjustable for each. Output relay shall be DPDT, rated 8 amps at 120V. An adjustable time delay shall be provided for relay operation.

F. Alarm Beacons

- a. Alarm lights shall have rotating beacons, with globe color as indicated. Enclosure shall be NEMA 4X. Lamp shall be 25 watt incandescent. Where shown to be wall mounted, provide wall mount bracket.

G. Alarm Horns

- a. Alarm horns, where called for on the Contract Drawings, shall be weatherproof, suitable for surface mounting and shall be provided with a silence button. Alarm horn shall be Edwards 876 series with 103dB at 10 feet, Federal, Signal, or equal.

H. Plug-in Relays and Timers

- a. Relays and general purpose on-delay, off-delay, and interval timers shall be plug-in type, with the number of contacts shown or required for correct operation (N.O. and N.C.). Contacts shall be rated minimum 10 amps at 120V. A pilot light shall be included to indicate power to the coil.
- b. Timers shall utilize a five position rotary switch to select the timing range. Three position thumbwheels shall be provided for selecting the time value.

I. Terminal Blocks

- a. All starter units shall be provided with unit control terminal blocks.
- b. Terminal blocks shall be the pull-apart type 600 volt and rated at 25 amps. All current carrying parts shall be tin plated. Terminals shall be accessible from inside the unit when the unit door is opened. Terminal blocks shall be DIN rail mounted with the stationary portion of the block secured to the unit bottom plate. The stationary portion shall be used for factory connections, and shall remain attached to the unit when removed. The terminals used for field connections shall face forward so they can be wired without removing the unit or any of its components.

PART 3 - EXECUTION

3.01 EXTRA STOCK/SPARE PARTS

A. Provide the following spare parts:

- 10 fuses of each type/amperage used
- 1 pilot light lamp for each pilot light socket assembly provided
- 1 control transformer for each size utilized

END OF SECTION - 16440

**SECTION 16446
VARIABLE FREQUENCY DRIVES**

PART 1 - GENERAL

1.01 REFERENCES

- A. The drive shall be designed to meet the following specifications:
1. NFPA 70 - US National Electrical Code
 2. NEMA ICS 7.1 - Safety Standards for Construction and Guide for Selection, Installation and Operation of Adjustable Speed Drive Systems
 3. NEMA 250 - Enclosures for Electrical Equipment
 4. UL 508 - Industrial Control Equipment
 5. UL 508C - Power Conversion Equipment
 6. CAN/CSA-C22 No.14-M91 - Canadian Standards Association
 7. IEC 146 - International Electrical Code
 8. IEC 61000 - Electromagnetic Compatibility

1.02 REGULATORY REQUIREMENTS

- A. The drive shall conform to the following requirements:

1. NFPA 70
2. IEC 146
3. EN Standard/CE marked for EMC directives

<u>Emissions</u>	<u>Immunity</u>
EN 50081-1	EN 50082-1
EN 50081-2	EN 50082-2
EN 55011 Class A	IEC 801-1,2,3,4,6,8
EN 55011 Class B	(per EN 50082-1,2

4. EN Standard/CE marked for Low Voltage directives
5. EN 60204-1
6. PREN 50178
7. IEC 801
8. C-UL marking to provide an approved listing for both United States and Canadian users.

1.03 QUALIFICATIONS

- A. Manufacturer: The drive manufacturer shall have been in the drive business continuously for a minimum of 15 years and specialize in the design and manufacturing of PWM Adjustable Frequency Drives.
- B. Support: The drive manufacturer shall maintain factory trained and authorized service facilities for their drives within 100 miles of the project and have a demonstrated record of service for at least the previous three years. Full-time support personnel shall be employed by the drive manufacturer.

- C. Certification: All drives must be assembled at locations that are certified to the ISO-9001 Series of Quality Standards. This insures all quality and corrective action procedures are documented and implemented with a goal of Total Customer Satisfaction.

PART 2 - PRODUCTS

2.01 ACCEPTABLE MANUFACTURERS

- A. "Square D," "Allen Bradley," "Siemens," "EATON," or equal.

2.02 GENERAL DESCRIPTION

- A. The AC Drive shall convert the input AC mains power to an adjustable frequency and voltage as defined below and indicated on the drawings.
 - a. For AC Drives rated up to 500 horsepower, the AC Drive manufacturer shall use a 6-Pulse bridge rectifier design with line reactors, for effective harmonic mitigation. The diode rectifiers shall convert fixed voltage and frequency, AC line power to fixed DC voltage. The power section shall be insensitive to phase rotation of the AC line. Reactor shall be sized as required to meet IEEE 519.
- B. The output power section shall change fixed DC voltage to adjustable frequency AC voltage. This section shall use insulated gate bipolar transistors (IGBT) or intelligent power modules (IPM) as required by the current rating of the motor.
- C. Where indicated, or where feeder lengths exceed 100 feet, motor protecting output filters shall be provided. The filters shall combine inductance, capacitance, and resistance to form a low pass filter. The filter shall lower the dv/dt levels to prevent exciting the natural resonant frequency of the output circuit.

2.03 CONSTRUCTION

- A. The AC drive shall be mounted in the enclosure type specified, or MCC mounted with an external operated disconnect device.
- B. A mechanical interlock shall prevent an operator from opening the AC Drive door when the disconnect is in the on position. Another mechanical interlock shall prevent an operator from placing the disconnect in the on position while the AC Drive door is open. It shall be possible for authorized personnel to defeat these interlocks.
- C. Provisions shall be made for accepting a padlock to lock the enclosure door.

2.04 APPLICATION DATA

- A. The AC Drive shall be sized to operate a Variable Torque or Constant Torque load, as indicated.
- B. The speed range shall be from a minimum speed of 0.1 Hertz to a maximum speed

of 60 Hertz.

2.05 ENVIRONMENTAL RATINGS

- A. The AC Drive shall meet IEC 60664-1 and NEMA ICS-1 Annex A standards.
- B. The AC Drive shall be designed to operate in an ambient temperature from +14 to 104 degrees F.
- C. The storage temperature range shall be -13 to +149 degrees F.
- D. The maximum relative humidity shall be 95 percent at 40 degrees C non-condensing or dripping water conforming to IEC 60068-2-3.
- E. The AC Drive shall conform to IEC 600721-3-3-3M3 amplitude for Operational Vibration Specifications.

2.06 RATINGS

- A. The AC Drive shall be designed to operate from the rated input voltage plus or minus 10 percent.
- B. The AC Drive shall operate from an input voltage frequency range of 57 to 63 Hertz.
- C. The displacement power factor shall not be less than 0.95 lagging under any speed or load condition.
- D. The efficiency of the AC Drive at 100 percent speed and load shall not be less than 96 percent.
- E. The constant or variable torque rated AC Drive overcurrent capacity shall be 150 percent or 110 percent respectively for one minute.
- F. The output carrier frequency of the AC Drive shall be randomly modulated depending on Drive rating for low noise operation. No AC Drive with an operable carrier frequency above 10 kHz shall be allowed.
- G. The output frequency shall be from 0.1 to 500 Hertz.
- H. The AC Drive will be able to develop rated motor torque at 0.5 Hertz (60 Hertz base) in a sensorless flux vector (SVC) mode using a standard induction motor without an encoder feedback signal.

2.07 PROTECTION

- A. Upon power-up shall automatically test for valid operation of memory, option module, loss of analog reference input, loss of communication, dynamic brake failure, DC to DC power supply, control power and the pre-charge circuit.
- B. UL 508C listed for use on distribution systems with 100,000A available fault current. The AC Drive shall have a coordinated short circuit rating designed to UL

508C and listed on the nameplate.

- C. Protection against short circuits, between output phases and ground; and the logic and analog outputs.
- D. Minimum AC undervoltage power loss ride-through of 200 milliseconds. The AC Drive shall have the user-defined option of frequency fold-back to allow motor torque production to continue to increase the duration of the powerloss ride-through.
- E. Selectable ride through function that will allow the logic to maintain control for a minimum of one second without faulting.
- F. For a fault condition other than a ground fault, short circuit or internal fault, an auto restart function will provide programmable restart attempts. The programmable time delay before restart attempts shall be unlimited.
- G. Deceleration mode programmable for normal and fault conditions. The stop modes shall include free-wheel stop, fast stop and DC injection braking.
- H. Upon loss of the analog process follower reference signal, shall fault and/or operate at a userdefined speed set between software programmed low-speed and high-speed settings.
- I. Solid state I2t protection that is UL listed and meets UL 508C as a Class 10 overload protection and meets IEC 60947. The minimum adjustment range shall be from 20 to 150 percent of the nominal output current rating of the AC Drive.
- J. Thermal switch with a user selectable pre-alarm that will provide a minimum of 60 seconds delay before overtemperature fault.
- K. Use bonded fin heatsink construction for maximum heat transfer.
- L. Fold-back function that will automatically anticipate a controller overload condition and fold back the frequency to avoid a fault condition.
- M. The output frequency shall be software enabled to fold back when the motor is overloaded.
- N. There shall be three skip frequency ranges with hysteresis adjustment that can each be programmed independently, back to back or overlapping.

2.08 ADJUSTMENTS AND CONFIGURATIONS

- A. The AC Drive shall self-configure to the main operating supply voltage and frequency. No operator adjustments will be required.
- B. Upon power-up, automatically send a signal to the connected motor. The stator resistance data will be measured at rated current. The AC Drive will automatically optimize the operating characteristics according to the stored data.
- C. A choice of four types of acceleration and deceleration ramps will be available in

the AC Drive software; linear, S curve, U curve, and custom.

- D. The acceleration and deceleration ramp times shall be adjustable from 0.01 to 9,000 seconds.
- E. The volts per frequency ratios shall be user selectable to meet variable torque loads, normal and high-torque machine applications.
- F. The memory shall retain and record run status and fault type of the past eight faults.
- G. Slip compensation shall be adjustable from 0 to 150%.
- H. The software shall have an "Energy Saving" function that will reduce the voltage to the motor when selected for variable torque loads. A constant volts/Hertz ratio will be maintained during acceleration. The output voltage will then automatically adjust to meet the torque requirement of the load.
- I. The AC Drive shall offer programmable DC injection braking that will brake the AC motor by injecting DC current and creating a stationary magnetic pole in the stator. The level of current will be adjustable between 10 and 110 percent of rated current and available from 0.1 to 30 seconds continuously. For continuous operation after 30 seconds, the current shall be automatically reduced to 50 percent of the nameplate current of the motor.
- J. Sequencing logic will coordinate the engage and release thresholds and time delays for the sequencing of the AC Drive output, mechanical actuation and DC injection braking in order to accomplish smooth starting and stopping of a mechanical process.

2.09 GRAPHIC TERMINAL DISPLAY INTERFACE

- A. The graphic display terminal will provide 8 lines of 240 by 160 pixels in plain English to control, adjust and configure the AC Drive. All electrical values, bar charts, configuration parameters, I/O assignments, application and activity function access, faults, local control, adjustment storage, self-test and diagnostics. There shall be a standard selection of six additional languages built-in to the operating software as standard.
- B. The AC Drive model number, torque type, software revision number, horsepower, output current, motor frequency and motor voltage shall all be listed on the drive identification display as viewed on the graphic display terminal.
- C. As a minimum the selectable outputs shall consist of speed reference, output frequency, output current, motor torque, output power, output voltage, line voltage, DC voltage, motor thermal state, drive thermal state, elapsed time, motor speed, machine speed reference and machine speed.
- D. The graphic display terminal will consist of programmable function keys. The functions will allow both operating commands and programming options to be preset by the operator. A hardware selector switch will allow the graphic display terminal to be locked out from unauthorized personnel.

- E. The graphic display terminal will offer a simply smart to advanced user menu consisting of parameter setting, I/O map, fault history, and drive configuration. A software lock will limit access to the main menu.
- F. The navigation wheel will provide the ability to scroll through menus and screens, select or activate functions or increase the value of a selected parameter.
- G. An escape key will allow a parameter to return the existing value if adjustment is not required and the value is displayed. The escape function will also return to a previous menu display.
- H. A RUN key and a STOP key will command a normal starting and stopping as programmed when the AC Drive is in keypad control mode. The STOP key must be active in all control modes. The RUN key shall be disabled for this application as it would bypass hard-wired pump protective devices.
- I. The graphic display shall be provided with specific function keys for speed adjustment. Speed adjustment shall not be menu-driven.
- J. A user interface shall be available that is a WINDOWS® based personal computer, serial communication link or detachable graphic terminal display
- K. The keypad and all door mounted controls shall be furnished as required to meet the enclosure rating.

2.10 CONTROL

- A. External pilot devices shall be able to be connected to a terminal strip for starting/stopping the AC Drive, speed control and displaying operating status. All control inputs and outputs shall be software assignable.
- B. 2-wire or 3-wire control strategy shall be defined within the software. 2-wire control allows automatic restart of the AC Drive without operator intervention after a fault or loss of power. 3-wire control requires operator intervention to restart the AC Drive after a fault or loss of power.
- C. The control power for the digital inputs and outputs 120VAC.
- D. The internal power supply incorporates an automatic current fold-back that protects the internal power supply if incorrectly connected or shorted. The transistor logic outputs will be current limited and not be damaged if shorted or excess current is pulled.
- E. All logic connections shall be furnished on pull apart terminal strips.
- F. There shall be (2) two software assignable analog inputs with interference filtering. The analog inputs will be software selectable and consisting of user defined configurations: x-y mA or x-y V.
- G. There shall be five software assignable logic inputs that will be selected and assigned

in the software. The selection of assignments shall consist of forward, reverse, jog, plus/minus speed (2 inputs required), setpoint memory, preset speeds (up to 8 inputs), auto/manual control, controlled stop, terminal or keypad control, output contactor (2 inputs required), motor switching, and fault reset.

- H. There shall be two software assignable analog outputs with interference filtering. The analog outputs can be selected and assigned in the software. The analog output assignments shall be proportional to the following motor characteristics: frequency, current, power torque, voltage and thermal state. The output signal will be user defined configurations: x-y mA or x-y V.
- I. Two voltage-free Form C relay output contacts shall be provided. One of the contacts shall indicate AC Drive faults status. The other contact shall be user assignable.
- J. There shall be a hardware input/output extension module that also provides interlocking and sequencing capabilities. The module shall be fully isolated and housed in a finger-safe enclosure with pull apart terminal strips. The module shall add four logic inputs, two analog inputs, two relay outputs, and one analog output. All of the I/O shall be user assignable in the software as previously defined.

The combination enclosure shall have as a minimum, the following 22mm door - mounted operators:

1. Power on pilot light (red)
2. Drive run pilot light (green)
3. Drive fault pilot light (yellow)
4. Hand-Off-Auto (or Local-Off-Remote) selector switch
5. Manual speed potentiometer

Other devices shall be provided as shown on the control circuits or specifically called for on the Drawings.

PART 3 - EXECUTION

3.01 INSTALLATION

- A. Anchor all cabinetry firmly to the foundation.
- B. Comply with manufacturer's recommendations, except as modified herein.
- C. Drives shall be adjusted such that maximum speed is motor nameplate RPM, and minimum speed is just high enough to provide motor driven equipment cooling.
- D. Verify that the location is ready to receive work and the dimensions are as indicated.
- E. Do not install AC Drive equipment until the building environment can be maintained within the service required by the manufacturer.

- F. Before and during the installation, the AC Drive equipment shall be protected from site contaminants.

3.02 START-UP, TRAINING, AND TESTING

- A. The drive manufacturer shall provide factory authorized, trained service personnel for start-up and testing. Upon successful completion of installation and testing, training shall be provided in accordance with 16050.
- B. Start-up of the variable frequency drives shall be coordinated with the start-up of the driven equipment, and other related equipment which may pertain to drive settings. The VFD field service representative shall be available during the entire start-up procedure to adjust VFD settings as required for the entire system operation.
- C. VFD settings shall be modified as required from the factory settings for the actual motor nameplate data, and any other settings as required for proper operation (i.e., ramp time during start-up, etc.)

3.03 TOOLS AND SPARE PARTS

- A. Any special tools required for normal operation and maintenance shall be provided by the equipment manufacturer.
- B. Furnish the following spare parts:
 - 1. Ten fuses for each type used.
 - 2. Ten lamps for each type used.
 - 3. One spare circuit board for each VFD model provided, as required for VFD operation.

END OF SECTION - 16446

SECTION 16500 LIGHTING

PART 1 - GENERAL

1.01 SCOPE OF WORK

- A. The specific characteristics of the light fixtures to be furnished and installed shall be as detailed in the Contract Drawings. Should a fixture of a different type or manufacturer than that specified be submitted for the Engineer's review, it will be compared to that specified on: construction, dimensions, and photometrics. Failure to compare equally to what was specified will be grounds for rejection.
- B. The Contractor shall be prepared to submit sample equipment for appraisal when requested by the Engineer, and shall assume all transportation costs involved in the shipment and return of samples. All sample fixtures submitted shall be provided with lamps and shall be wired with cord and plug, to facilitate lighting for appraisal.

PART 2 - PRODUCTS

2.01 ACCEPTABLE MANUFACTURERS

- A. Subject to compliance with the Contract Documents, the following manufacturers are acceptable:
 - a. Lighting fixtures: See Contract Drawings.
 - b. Solid State Light Sources:
 - 1. Cree.
 - 2. Xicato.
 - 3. Luminaire manufacturer's proprietary system.
 - 4. Or equal
 - c. LED Driver: Luminaire manufacturer's standard.

2.02 GENERAL REQUIREMENTS

- A. All lighting fixtures and electrical components:
 - a. UL labeled.
 - b. Luminaires complete with LED modules and drivers.
- B. No live parts normally exposed to contact.
- C. When intended for use in wet areas: Mark fixtures "Suitable for wet locations."

2.03 LUMINAIRES

- A. All fixtures shall be delivered complete with suspension and mounting accessories, drivers, diffusers, reflectors, etc., all wired and assembled. All accessory wiring shall be furnished and installed as shown on the Contract Drawings.

- B. All steel supports required for luminaires in addition to that furnished under the general building construction shall be furnished and installed by the Contractor.
- C. All outside luminaires shall be a type that will prevent insect accumulation inside the luminaire.
- D. Exterior luminaires shall be weatherproof and rustproof.
- E. Luminaire wire shall be fixture type of non-asbestos construction.

2.04 DRIVERS

- A. All drivers shall have built in thermal protection and be of the high power factor type built to conform to UL and ANSI standards (as attested by CBM certification).
- B. If a lighting fixture is furnished with a remote driver that it not indicated on the Drawings, the Contractor shall make provisions for mounting the driver in a location acceptable to the Engineer, at no additional cost.
- C. Compatible with solid-state modules and control devices specified.
- D. Operate from 60 Hz input source of 120V through 277V with sustained variations of +/- 10 percent (voltage and frequency).
- E. Input current Total Harmonic Distortion (THD): Less than 20 percent when operated at nominal line voltage.
- F. Power Factor: Greater than 0.90.
- G. Avoid interference with infrared devices and eliminate visible flicker.
- H. Comply with ANSI C62.41 Category A for Transient protection.
- I. Comply with the requirements of the Federal Communications Commission (FCC) rules and regulations, Title 47 CFR part 18, Non-Consumer (Class A) for EMI/RFI (conducted and radiated).
- J. Control device must be compatible with type of driver, and coordinated prior to submission of Shop Drawings.
- K. Remote-mounting:
 - a. Provide maximum allowable distances for secondary wire runs to luminaires.
 - b. Provide remote mounting hardware and enclosures as required.
- L. Operating temperature range must be suitable for site temperature conditions within exterior and gasketed luminaires.

2.05 SOLID-STATE MODULES:

- A. Specifier: Confirm CCT, CRI appropriate to project.

- B. Minimum uniform color temperature of 5000K, except as noted otherwise.
- C. Minimum color rendering index (CRI) of >70.
- D. Specifier: Add minimum R9 value requirement if necessary.
- E. LED module light output and efficacy: Measured in accordance with IES LM-79 standards.
- F. LED useful life and lumen maintenance: Measured in accordance with IES LM-80 standards.
- G. Driver and LED module: Minimum useful life of 50,000 HRS.
- H. Individual LEDs connected such that a failure of one LED will not result in a light output loss of the entire luminaire.

PART 3 - EXECUTION

3.01 INSTALLATION/APPLICATION/ERECTION

- A. General
 - a. The Contractor shall furnish all light fixtures, lighting equipment, components, hangers, etc., as shown on the Contract Drawings and shall install them at the locations shown on the Contract Drawings.
 - b. All fixture wiring shall be in conformance with the latest revision of the NEC and UL standards.
 - c. Lamps of the proper type, wattage and voltage rating shall be delivered to the project in the original cartons and installed in the fixtures just prior to the completion of the project.
- B. Luminaires
 - a. All fixtures shall be left in a clean condition, free of dirt and defects, before acceptance by the Engineer.

END OF SECTION - 16500

SECTION 16900 CONTROLS

PART 1 - GENERAL

1.01 SCOPE OF WORK

- A. Equipment controls shall be as specified herein and shown on the Contract Drawings. Legends for starter nameplates shall be taken from the one line diagram in the Contract Drawings.
- B. All control panels furnished under this Contract shall be manufactured in accordance with industry standards and as herein specified. Some control panels are specified to be furnished with the equipment controlled and others are to be furnished by the Contractor, as written elsewhere.

1.02 CUSTOM CONTROL PANELS

- A. Panel construction shall comply with OSHA and other code requirements as applicable, and may be attested to by UL listing the panels as an assembly. All internal components shall be individually UL listed where applicable.
- B. Control panels to be furnished on this project shall be wired to function according to schematics shown on the contract Drawings. In addition to the requirements shown on the Contract Drawings, the panels shall adhere to additional requirements as written herein, and in the utilization equipment specifications.
- C. All relays, timers, terminal strips, etc., shall be mounted to a subpanel inside the enclosure.
- D. All terminal strips and lugs shall be of a type UL listed to terminate the size and quantity of wires encountered. Where conduits enter the boxes, if they are NEMA 4, 4X or 3R, sealing locknuts or hubs must be used to maintain the box rating.
- E. Elementary control schematics and connection diagrams showing the spatial relationship of components and wiring shall be submitted for review. Also, a bill of materials, drawing of device arrangement on front, and enclosure fabrication drawings shall be submitted. Further, descriptive literature is required on all components. A copy of the shop drawings shall be furnished and stored in a pocket inside the enclosure.
- F. Sleeve type wire markers or other "permanent" type marker shall be installed on all wires, keynoted back to the elementary schematic or the connection diagram, and all terminals identified.
- G. All panels shall be furnished wire management channels for routing internal panel wiring. Channels shall be made of rigid vinyl and provided with snap-on covers which interlock with lip on channel side wall.
- H. All panels shall be provided with rear adjustable channel for mounting racks, shelves, or DIN rails. DIN rails shall be provided where required for internal panel

equipment installed.

- I. All panels shall be furnished with print storage pockets on the inside of the enclosure door in a convenient location.
- J. All enclosures shall be furnished with the appropriate hardware for the mounting arrangement shown. Mounting hardware shall be stainless steel for metal enclosures, or non-metallic for fiberglass enclosures.
- K. All enclosure doors, including window kits, shall have locking latches.
- L. All panels shall be furnished with oxidation inhibitors mounted to the inside.
- M. All exterior panels shall be furnished with thermostatically controlled condensate heaters.
- N. Where panel-mounted thermal management equipment is shown, it shall meet the criteria below. The installation of the thermal management equipment shall in no way void the NEMA rating of the enclosure.
- O. See other Specifications for requirements for motor control, power distribution, and pilot devices. Note that all switches, pilot lights, etc. shall be oiltight regardless of the NEMA rating of the enclosure.
- P. Unless otherwise indicated, control wiring shall be 120V, protected by a 20A/1P circuit breaker mounted inside the panel. A transient voltage surge suppressor shall be furnished on the incoming power circuit and mounted inside the panel.

PART 2 - PRODUCTS

2.01 MANUFACTURERS

Enclosures shall be manufactured by Hoffman, Saginaw, or equal.

2.02 ENCLOSURES

- A. Double or Single Door, Freestanding Enclosures for Outdoor/Wet/Corrosive Locations
 - a. Enclosures shall be manufactured from 12 gauge 304 stainless steel. Seams shall be continuously welded and ground smooth. A body flange trough shall be provided to prevent entrance of liquid and contaminants. Stiffeners shall be provided for added panel rigidity.
 - b. Hinges shall be continuous, heavy duty. The door shall have an oil-resistant gasket held in place with steel retraining clips.
 - c. The latching system shall be three-point roller type with lockable handle. Enclosures with screw-down clamps are not acceptable.
 - d. Operator devices shall be mounted on the front of the door, but covered completely, protected, and secured by a lockable window kit. The window kit shall include a continuous aluminum hinge on one side. The window shall be constructed of minimum 0.188 inch thick clear polycarbonate. A 2 inch space

between the door of the enclosure and the window shall be provided to allow space for pilot devices. The window kit shall be furnished with a lockable latch.

- e. Enclosures shall be furnished with floor stand kits which elevate the bottom of the enclosure above the floor. One stand shall be provided at each end of the enclosure, each constructed of 304 stainless steel.
- f. Enclosure shall have heavy duty, removable lifting eyes.
- g. The enclosure shall be UL listed for NEMA Type 4X.

2.03 THERMAL MANAGEMENT

A. General - Where heat producing equipment is installed in custom control panels, provisions shall be made to maintain the required interior temperature to within the operating temperature range of the internal components. Fans, air conditioners, blowers, etc. shall be installed for this purpose, but in no way shall the installation of these devices void the specified NEMA rating of the enclosure.

B. Panel Mounted Air Conditioners

- a. Air conditioners shall be utilized for NEMA 4 or 4X enclosures, and/or where ambient temperature will be below 50 degrees F.
- a. The unit shall be furnished for mounting on the side of the enclosure in accordance with manufacturer's instructions. The unit shall be constructed of 304 stainless steel, and provided with hinged access covers for access to all components. A protective shield shall be provided as required to maintain the NEMA 4X and hosedown ratings.
- b. The unit shall operate using CFC-free refrigerant. Condensate management system shall allow for moisture evaporation from the enclosure.
- c. Unit shall be thermostatically controlled. The thermostat shall be furnished with a tin-plating and all coils and piping which are exposed to the ambient air shall be provided with a corrosion resistant coating.
- d. The air conditioning equipment shall be powered through the control circuit within the panel, with overcurrent protection as required.

2.04 WETWELL LEVELCONTROL SYSTEM

Note that the following Specifications include the complete functionality of the specified product. Not all specified features are utilized for this project.

A. Pump Controller Functions

- a. The pump controller shall provide user ready automatic control of pumps with an intuitive HMI interface. The pump controller shall contain pre-designed operational parameters that are selected and configured via the user interface (HMI). The minimum features available in the pump controller shall include:
 - 1. Pump control of up to 6 pumps; including pump grouping and pump alternation.
 - 2. Intelligent Hand-Off-Auto Control:
 - i. Hand mode (semi-automatic, non-maintained manual mode), the pump switches off at the deactivation set point and then resets to Auto mode for the next pump run cycle.

- ii. Hand mode (fully manual, maintained mode). To pump beyond the off (deactivation) set point, the Hand-Off-Auto button must be held down by the user for failsafe control.
- b. Level set point adjustment for pump activation, deactivation and station level alarms.
- c. Level device input capability shall include: 4-20mA analog signal, conductive probe or floats.
- d. Redundant level device input capability with automatic input fault control (input device switching).
- e. Selectable charge (fill) or discharge (empty) modes.
- f. Pre-configured station optimization features:
 - 1. Maximum pump off time
 - 2. Maximum pumps to run
 - 3. Maximum starts per hour
 - 4. Inter-pump start and stop time delays
 - 5. Maximum pump run time
 - 6. Blocked pump detection
 - 7. Well washer control capability
 - 8. Well clean out control capability
 - 9. Pump operation control (profile programming) capability
- g. "Locked level" alarm function to indicate a level device fault.
 - 1. User-defined % change within a specified time period
 - 2. Different set point values for low use or high use time periods (user defined)
- h. Pump alternation modes:
 - 1. Fixed lead pump assignment
 - 2. Normal alternation
 - 3. User defined alternation using N:1 ratio
 - 4. Run most efficient pump using N:1 ratio
 - 5. Alternation by the number of hours run or the number of starts within a specified time period
- i. Pump decommissioning:
 - 1. Decommissioned pump is automatically removed from the pump controller.
 - 2. Internal remote monitoring data tag shall flag the decommissioned status of a pump
- j. Up to (6) unique user defined profiles of set points shall be available to control pumps during specific site conditions or events. Features shall include:
 - 1. Automatic profile change based on date and time
 - 2. Profile selection option from SCADA (remote control), digital input, logic tag or local display HMI
- k. Datalogger for user-defined faults and events:
 - 1. 50,000 events to internal flash memory
 - 2. 10,000,000 events by writing directly to an SD card or USB
 - 3. FTP data transfer or download data capability of event and fault logs in the form of a (csv) file for Microsoft Excel analysis
- l. 3-phase supply voltage monitoring and supply fault management for the following conditions:
 - 1. Under-voltage
 - 2. Over-voltage
 - 3. Phase fail
 - 4. Phase rotation

- m. Monitoring of dc power supply, battery voltage, and internal controller temperature
- n. Energy, power and pump efficiency monitoring:
 - 1. kW, kVA, power factor, kWhr, KVAH calculation for each pump
 - 2. pump efficiency calculation (litres or gals per kWhr) for each pump
- o. Motor protection features:
 - 1. 3-phase current monitoring for each pump
 - 2. Over- and under-current trip
 - 3. Ground/earth fault
 - 4. Current phase imbalance fault
 - 5. I²T fault
 - 6. Insulation resistance testing for motor windings
- p. Flow measurement:
 - 1. Calculated flow via liquid level draw down data
- q. VFD speed control capability.
- r. Fault module capability as follows:
 - 1. Pump hold out function
 - 2. Automatic restart function after fault condition is no longer present
 - 3. Manual reset of fault required (if user intervention of fault reset is selected)
- s. Remote control via remote telemetry monitoring to include the following:
 - 1. Changing the mode of pumps (hand/off/auto)
 - 2. Reset of pump faults and station faults
 - 3. Changing pump and alarm setpoints
 - 4. Changing operational profiles
- t. Security
 - 1. User defined password management for access to programming areas in the controller
 - 2. Automatic data logging of personnel who have entered the programming areas
 - 3. Automatic logging of all unsuccessful login attempts with a date and time stamp
 - 4. Digital input option for controlled access to programming areas
- u. SD/USB ports shall be available for the following operations:
 - 1. Firmware upgrades
 - 2. Save and load pump controller configuration
 - 3. Download data logs
 - 4. Export or import Modbus and DNP3 points list
- v. Advanced Programming Functions
 - 1. The pump controller shall have the option of interfacing with IEC61131-3 and IEC61499 compliant PLC programming languages to enhance functionality or interact with the pump controller.
 - 2. The pump controller shall have the option of using a simple logic engine to enhance functionality or interact with the pump controller.
- w. Input /Output Characteristics
 - 1. The pump controller inputs and outputs shall be modular and shall be expandable.
 - 2. Available I/O types shall include:
 - i. Digital inputs (voltage free input), also configurable as counters
 - ii. Digital outputs (240V, 5A resistive)
 - iii. Analog inputs (10bit)

- iv. Analog outputs (10bit)
 - v. User defined digital inputs
 - vi. Digital Inputs shall be configurable based on specific pump sensor arrangements:
 - vii. Seal sensor (conductive)
 - viii. PTC Thermistor
 - ix. Flygt FLS & CLS
 - x. Conductive probe (for liquid level sensing)
 - xi. Dedicated pump monitoring inputs
 - x. The pump controller shall provide support for the following pump monitoring inputs:
 1. Insulation resistance test (IRT) with user selectable test voltage up to 1000VDC
 2. 3-phase current monitoring, derived from external current transformer devices with a 0.5% input resolution tolerance
 3. 3-phase supply voltage monitoring at 0.5% input resolution tolerance. Up to 630VAC maximum voltage (phase to phase).
- B. User interface

The pump controller shall include a graphical user interface (HMI) display for configuration settings, control operations, and advanced programming. The following display characteristics shall be provided:

- a. Status indication

The following parameters shall be displayed on the main screen:

 1. Liquid level in percentage, meters, feet or other custom defined units
 2. Set points for pump control and alarms
 3. Pump status (running or stopped)
 4. Pump availability
 5. Pump fault indication
 6. 3-phase voltage supply values
 7. Date and time indication
 8. User configurable options to display pump information and station status
- b. Information screens

The following parameters shall be available via a user key press from the main screen:

 1. Hours Run accumulators for each pump and the pump station with the following information:
 - i. minutes run for last pump cycle
 - ii. total minutes (hourly)
 - iii. total hours today, total hours yesterday
 - iv. total hours this week, total hours last week
 - v. total accumulated hours
 2. Pump Start accumulators for each pump & the station with the following comparisons
 - i. pump starts this hour, pump starts last hour
 - ii. pump starts today, pump starts yesterday
 - iii. pump starts this week, pump starts last week
 - iv. total accumulated pump starts
 3. Flow values
 - i. station inflow rate
 - ii. pump flow rate

- iii. total station volume
 - iv. overflow data (including overflow start time, duration, estimated volume)
- 4. Power and Efficiency
 - i. pump efficiency in gallons or litres per KWHr - or KVAh
 - ii. power in kW, KVA
 - iii. power factor
 - iv. energy accumulators per pump in KWHr and KVAh
- 5. Insulation resistance value for each pump motor in (Ohms)
- 6. I/O Status
 - i. Digital I/O status and accumulated values
 - ii. Analog I/O status and values in (mA) or scaled values
 - iii. 3-phase voltage, current, frequency, phase angle, power factor
- 7. Database viewer to review all statistics, data information and available tags in real time
- 8. Communications information and statistics
- c. Control Functions

The pump controller display interface shall be capable of performing the following control operations:

 - 1. Pump control mode for each pump (Hand-Off-Auto)
 - 2. Pump fault reset
 - 3. Level alarm reset
- d. Fault screen
 - 1. The main screen shall include a Fault button which takes the user to a Fault screen and allows them to check all current and unacknowledged alarms.
 - 2. The fault screen will provide fault details along with a date and time stamp for each fault occurrence.
 - 3. A fault reset option shall be presented to the user when alarms can be acknowledged or reset.
- e. History screen

The main screen shall include a History button which takes the user to a History screen which allows them to view the following information:

 - 1. Viewing of all faults and events
 - 2. Information filtering capability
- f. Configuration screens

The user configuration screens shall provide capability to change pump control settings as follows:

 - 1. Setup Wizard function to configure the pump controller settings by user input to specific questions
 - 2. Set point programming of alarms and pump activation/deactivation.
 - 3. Enable or disable alarms
 - 4. Set alternation mode for pumps
 - 5. Configure I/O as follows:
 - i. Assign primary/backup level to any input, e.g. 4-20mA or conductive probe
 - ii. Assign pre-defined or user-defined faults to any digital input
 - iii. Zero and span analog inputs
 - iv. Configure digital output source
 - v. Configure analog output source
 - 6. Configure faults as follows:
 - i. display the fault to the local screen only

- ii. manual reset (local) or remote reset operation before pump becomes available
 - iii. auto-restart (after fault condition clears) with configurable restart time
 - iv. auto-restart user-selectable number of times within time window before locking out
 - v. customized text for fault and event name
 - 7. Configure station optimization parameters
 - Configure supply protection
 - i. Under and over voltage alarm points
 - ii. Volts phase imbalance and volts phase rotation set points
 - iii. DC supply alarm set point
 - 8. Configure motor protection
 - i. Under current set points
 - ii. Over current set points
 - iii. Ground/earth fault set points
 - iv. Phase failure set points
 - 9. Configure communications ports, speeds and addresses
 - g. Configuration program backup, restore and firmware upgrades
 - 1. The pump controller configuration interface shall allow the user to save and restore pump controller configurations onto a portable SD card or USB storage device.
 - 2. The pump controller shall allow for the import of DNP3 and Modbus point lists and custom logic scripts via the SD or USB ports.
 - 3. The pump controller configuration interface shall allow the user to backup system log files, alarm and event log files, and custom scripts via the SD or USB ports.
 - 4. Firmware upgrades shall be possible by using a firmware upgrade file on a portable SD card or USB storage device.
- C. Communications
- a. Physical

The pump controller shall include the following data communication ports:

 - 1. Two Ethernet ports (10Mbit/s)
 - 2. Two RS232 ports (115kBit/s)
 - 3. Two RS485 ports (115kBit/s)
 - 4. USB device port
 - 5. SD card port
 - b. Communication Types
 - 1. The pump controller shall support the following communication types:
 - 2. TCP/IP
 - 3. UDP
 - 4. RS232
 - 5. RS485
 - 6. Private radio over RS232
 - 7. PSTN
 - 8. Wireless LAN
 - 9. Cellular data (via integral ppm module)
 - 10. Cellular voice
 - c. Communication Protocols
 - 1. DNP3 (master & slave, level 2 compliant), including:
 - 2. Change of state reporting

3. Native date/time and quality stamps for each data point
 4. Event buffering for different classes of data
 5. Support for multiple masters and slaves to be configured on the unit
 6. DNP Security (for securing communications between master station and RTU)
- d. Modbus (master & slave) including:
1. Modbus TCP
 2. Modbus RTU
 3. Modbus ASCII
 4. Support for multiple masters and slaves

D. Performance and Environmental Characteristics

The pump controller shall meet the following performance and environmental characteristics:

- a. Central Processing Unit Speed: 566MHz
- b. Central Processing Unit RAM Size: 256MByte
- c. Central Processing Unit Flash Memory Size: 64MByte
- d. Real Time Clock
- e. Working temperature: -10°C to +60°C
- f. Storage temperature : -40°C to +90°C
- g. Humidity: 5% to 95% (non-condensing)
- h. IP Rating:
- i. Controller Base Unit: IP20, NEMA 1
- j. Display Interface IP65, NEMA 4

PART 3 - EXECUTION

Not Applicable.

END OF SECTION - 16900

