

Operational Summary  
& Agenda

July 2020



**Lebanon Water Works Company**  
**Monthly Operational Report to the Board of Directors**

**Table of Contents**

**Prior Months Minutes (Draft)** ..... 2

**Treatment Plant Operations Report** ..... 5

    Operational Summary ..... 5

    Source Water Status ..... 6

    Chemical Summary ..... 7

        Organics Data ..... 14

    Filter Savings ..... 15

    Sludge Handling ..... 17

    Electrical Usage ..... 18

    Operational Challenges ..... 22

    Preventative Maintenance Program & Repairs ..... 23

**Distribution System Operations Report** ..... 25

    Campbellsville Water Pipeline ..... 25

    Main Repairs ..... 26

    Water Quality ..... 26

    Distribution Miscellaneous ..... 27

    Operational Challenges ..... 28

    Preventative Maintenance Program & Repairs ..... 28

    Other Misc Distribution Items ..... 28

**Office Operations Report** ..... 33

    Health Benefits/HRA Update ..... 34

    Usage Report ..... 36

    Customer Service ..... 38

    Operational Challenges ..... 39

    Other Misc Office Items ..... 39

**Regulatory Report** ..... 40

    Regulatory Summary ..... 40

    Lebanon Water Works Stage II DBP Samples ..... 41

    Marion County WD Stage II DBP Samples ..... 43

    Campbellsville Water Stage II DBP Samples ..... 45

**Annual Corporate Goals** ..... 46

    Safety Goals ..... 46

Regulatory Goals ..... 46

Operational Expense Goals ..... 46

**Financial Report** ..... 47

**Capital Improvement Update**..... 67

    Capital Projects..... 68

        Marion/Taylor Interconnect Project- ..... 68

        KIA FY18-006 Project Update- ..... 68

**New Economic Development Opportunity & Springfield Connection**..... 72

**COVID-19**..... 72

**FY20 Corporate Goals Review and FY 21 Corporate Goals**..... 72

**FY20 Superintendent Goals Review and FY 21 Superintendent Goals** ..... 72

**KRWA UMI Class** ..... 72

## Prior Months Minutes (Draft)

### **MINUTES LEBANON WATER WORKS CO., INC.**

June 8, 2020

A regular meeting of the Board of Directors was called to order at 5:00 pm by John Turner, Vice-President. Also present were Mary Jane Shockency, Dr. Robert H. Smith, Denise Thomas, William P. Thompson, Secretary/Treasurer, Daren Thompson, Operations and Management Superintendent and Lisa Mattingly, Office Manager at the water company.

Motion by Dr. Smith, seconded by Mrs. Thomas and all in favor to approve prior month's minutes.

Motion by Mrs. Shockency, seconded by Dr. Smith and all in favor to approve heat/air unit replacements both at the water treatment plant and the main office per submittal from Morgeson Electric.

Motion by Mr. Turner, seconded by Dr. Smith and all in favor to approve Phase I of an optimization study at the water treatment plant as proposed by BlueWater Kentucky.

Motion by Mr. Turner, seconded by Mrs. Thomas and all in favor to approve RFH CPAs to perform audit for FY20.

The board reviewed the budget for FY21; motion by Mrs. Thomas, seconded by Dr. Smith and all in favor to adopt it and to present to the City of Lebanon for review and approval.

The Secretary/Treasurer audited the invoices listed in the attached Schedule A and authorized the payment of these invoices.

There was no further business, the meeting adjourned at 6:30 p.m.; all in favor.



Schedule A

June 8, 2020

Miller Brothers	\$	190.85
Walmart		-
Calvary Store		63.32
Danville Office Equipment		663.50
Danville Office Equipment - contract		392.50
Cardmember Service - CNB		233.18
Cardmember Service - FNB		12.99
Stoll Keenon Ogden PLLC		2,313.00
Terra Graphics, LLC		1,095.00
United Systems & Software Inc		335.80
Horizon Inspection Inc		1,500.00
Bailey Crane & Hoist Co Inc		160.00
Marion County Area Technology Center		2,330.00
Farmer & Son Farm Drainage		665.00
Kentucky Underground Protection Inc		394.50
Western First Aid and Safety		278.59
Advance Auto Parts		25.98
USA BlueBook		1,586.03
Lebanon Lumber and Hardware		263.10
Keystops, LLC		508.27
Central Kentucky Plumbing & Electrical Supply		63.68
Phillips Repair Inc		16.49
Water Solutions Unlimited		1,500.00
Water Solutions Unlimited (Covid-19)		1,537.50
John Deere Financial		363.13
Hach		120.64
Neptune Equipment Company		7,910.94
S4 Water Sales and Service, LLC		8,546.39
Consolidated Pipe & Supply Co Inc		3,886.86
		<hr/>
Total	\$	<b><u>36,957.24</u></b>



# Treatment Plant Operations Report

## Operational Summary

### June 2020

Volume Treated = 9,355,481 Cubic Feet or 69.98 MG ↑ 19% from last month

Total Hours Plant Operated = 548.2 hours ↑ 3% from last month

Average Plant Tap Hardness = 135

Average Plant Tap Total Chlorine = 1.74

Average Plant Tap Free Chlorine = 1.58

Lowest Plant Tap Chlorine Residual = 1.17

Average Plant Tap Turbidity = 0.06 NTU

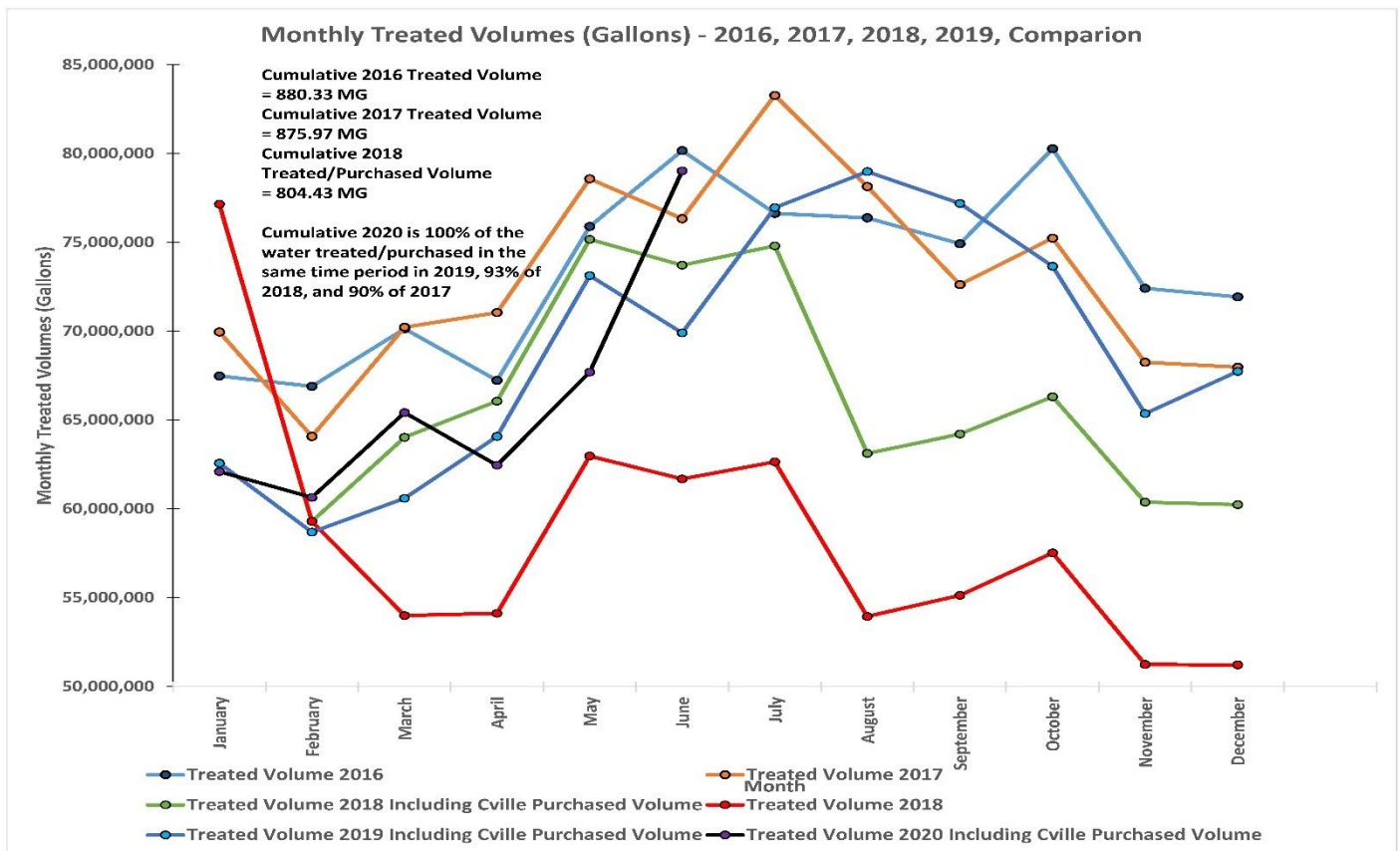
Filter (CFE) Turbidity Daily Maximum Average = 0.04 NTU

Average Plant Tap Fluoride = 0.74

Average Water Temperature (Degrees Celsius) = 25.1 ↑ 38% from last month

Monthly Rainfall = 10.30 inches ↑ from 4.80 inches last month

Total Backwash Water Used = 396,345 Gallons





## Source Water Status

### **Rolling Fork River Dam**

Water **is** currently flowing over the dam.

Raw water was pulled from the river during 20 days in **June**



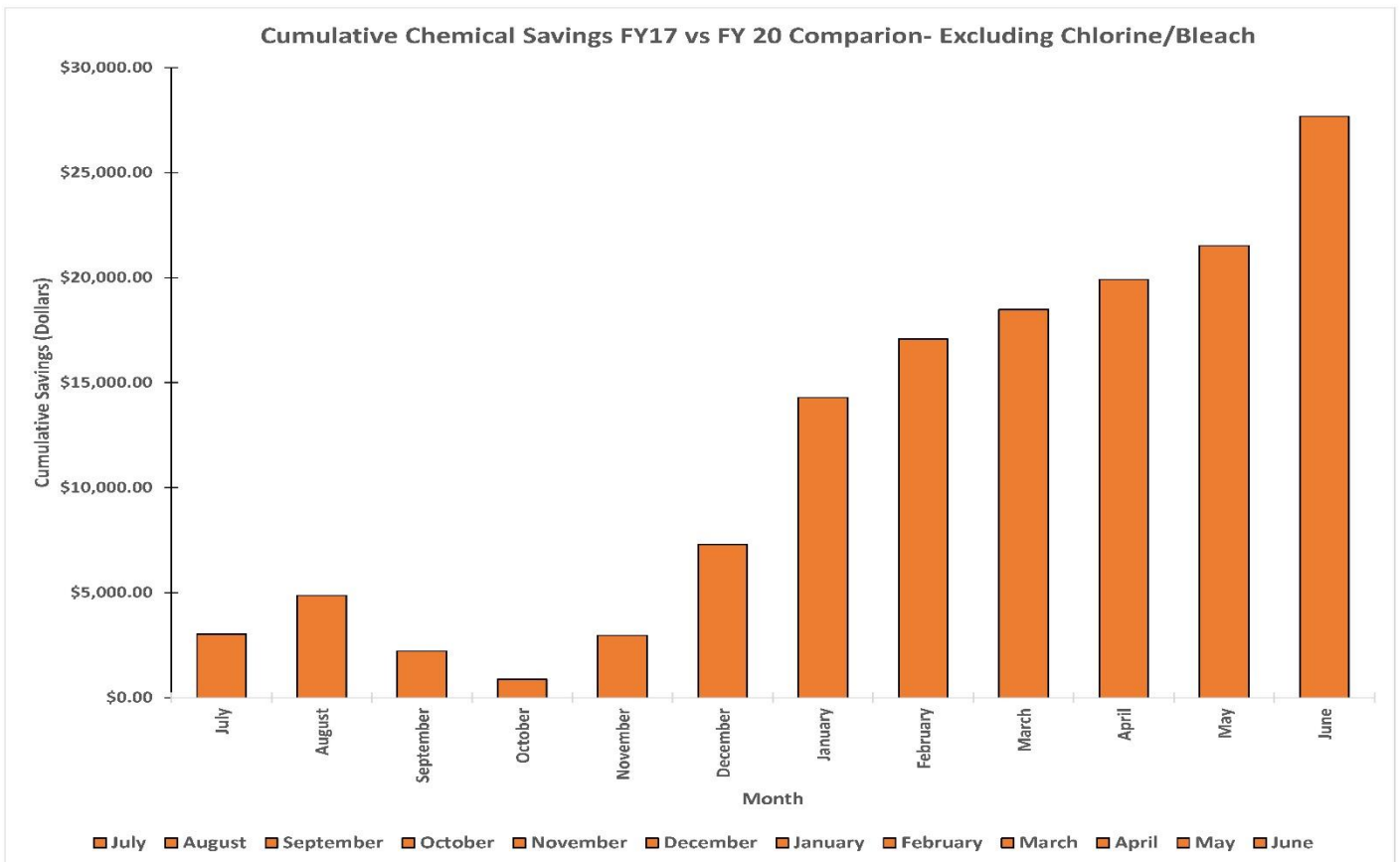
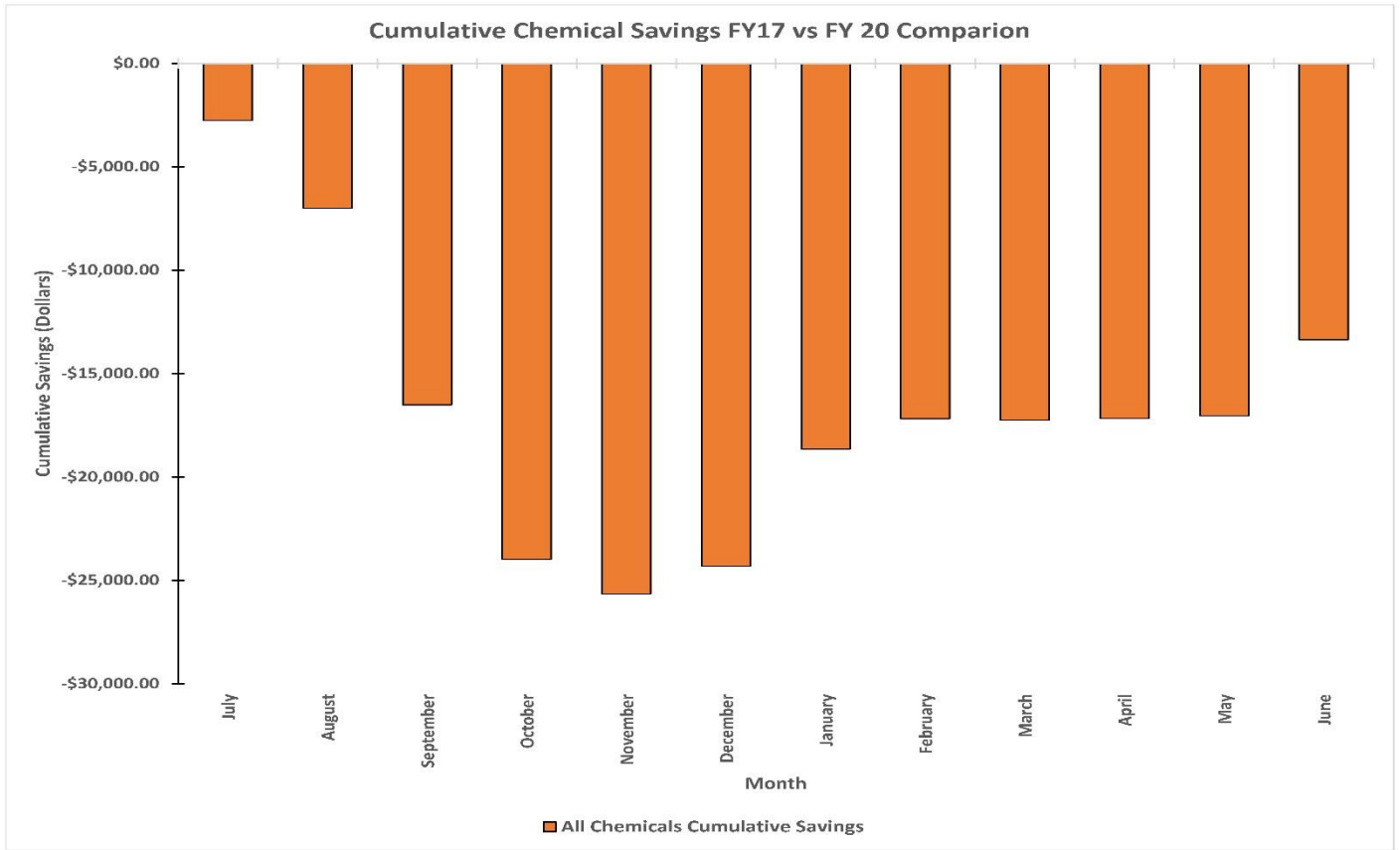
### **Fagan Branch Reservoir**

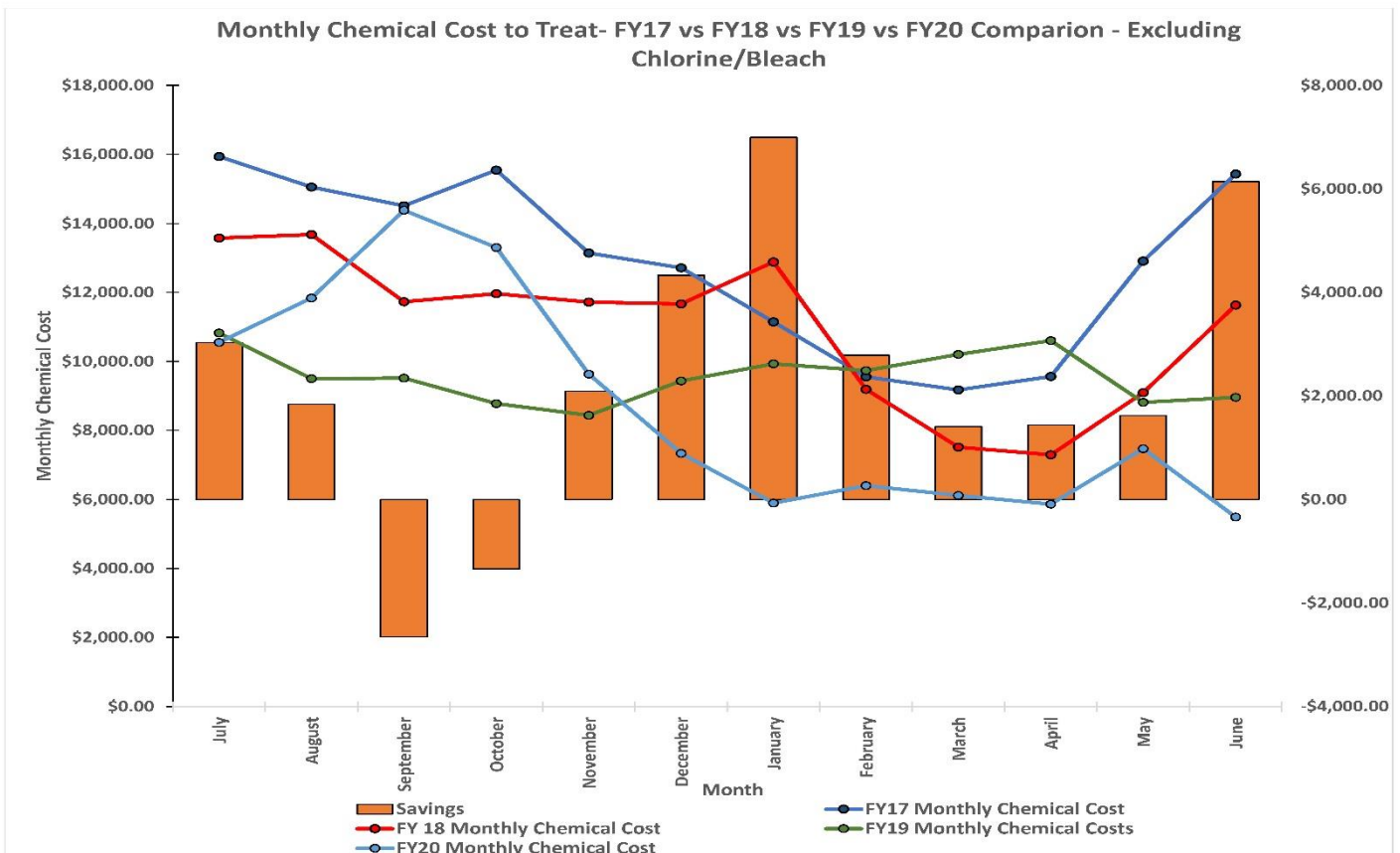
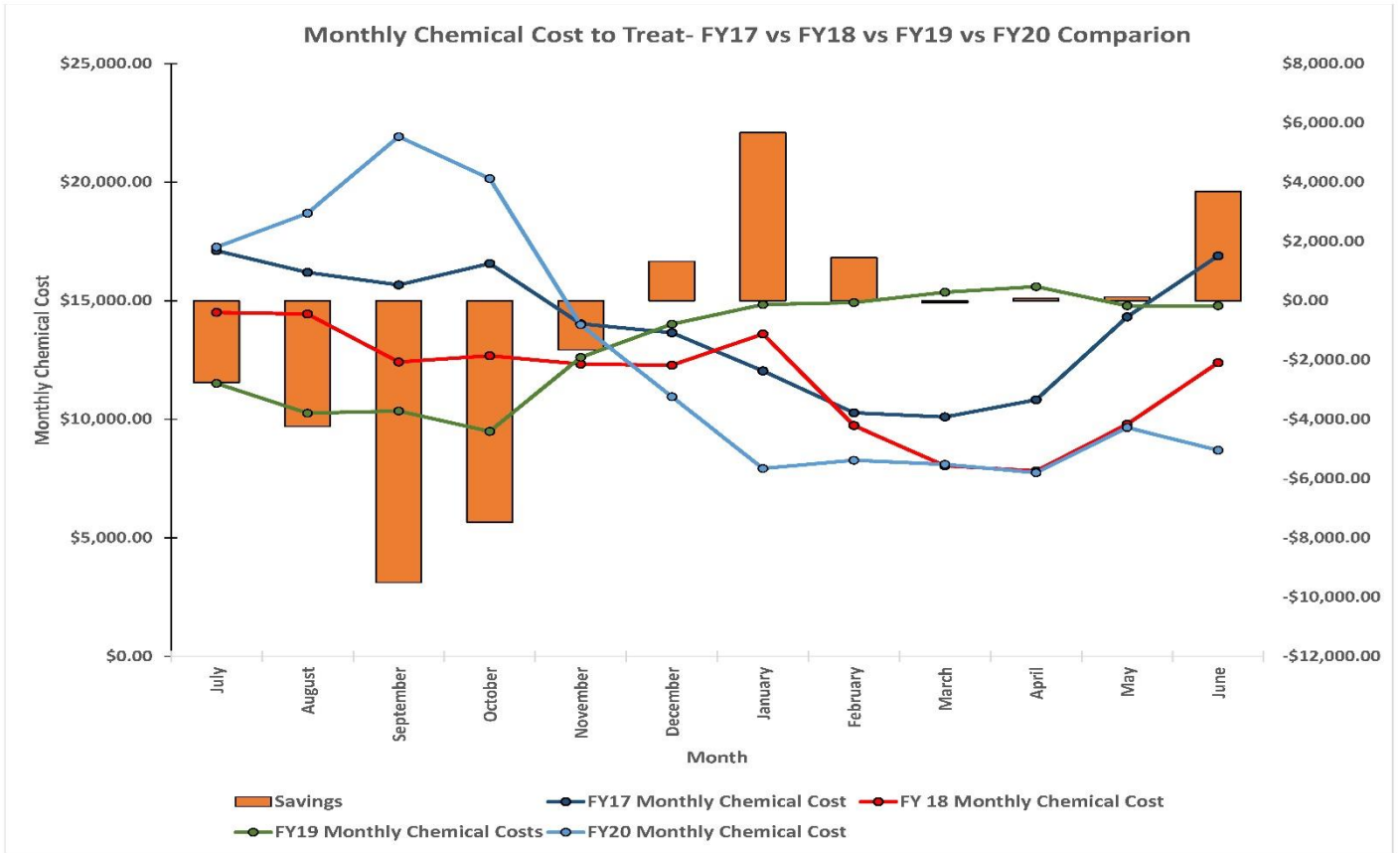
The Reservoir is currently **full**.

Raw water was pulled from the Fagan Branch Reservoir during **10** days in **June**.

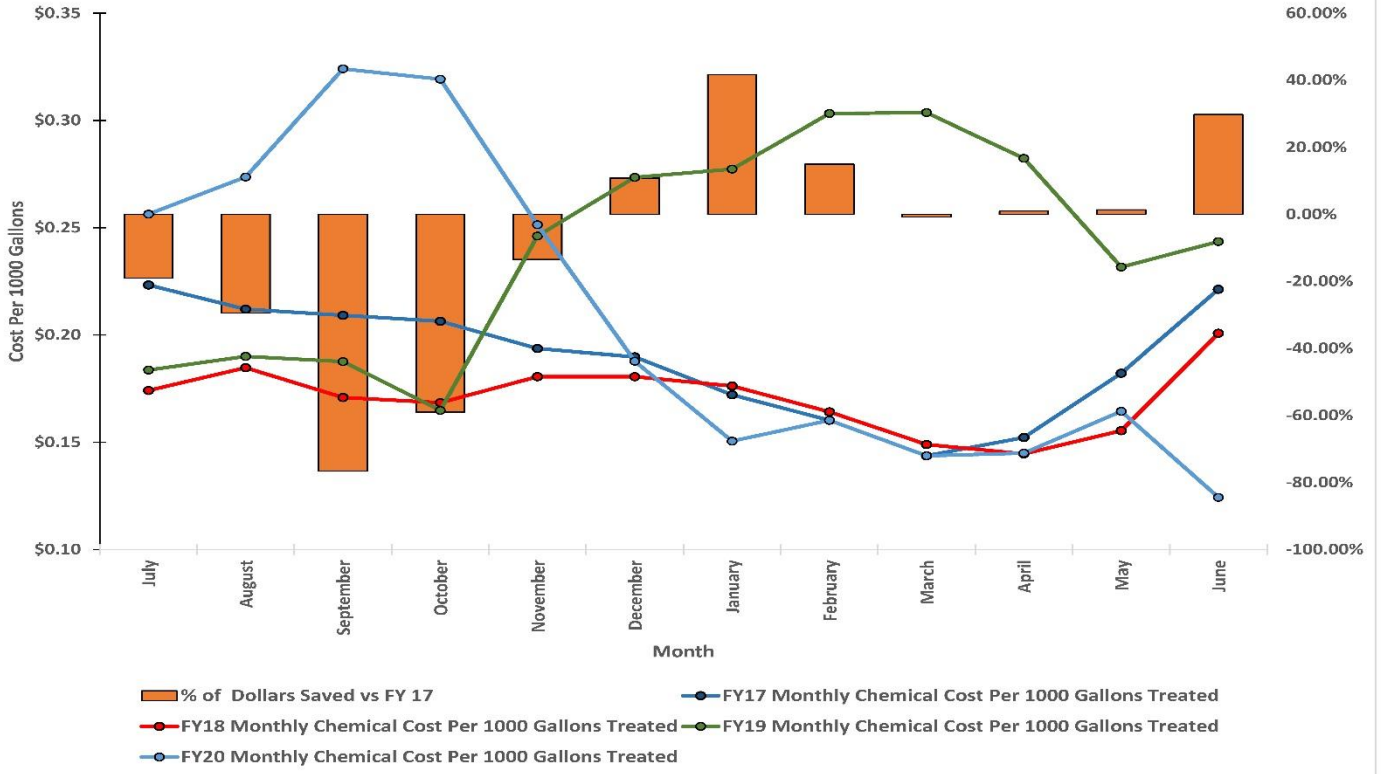


# Chemical Summary

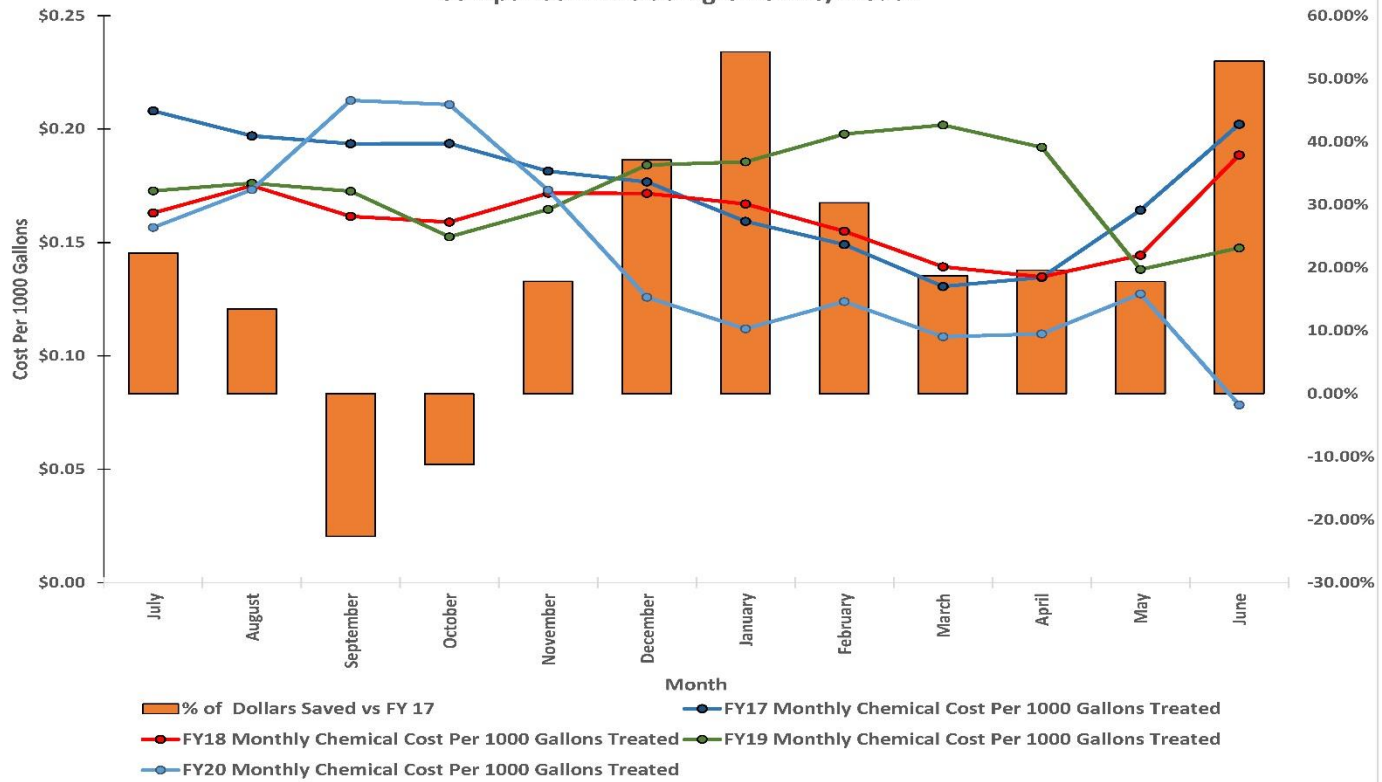




Monthly Chemical Cost per 1000 Gallons Treated- FY17 vs FY 18 vs FY19 vs FY20 Comparison

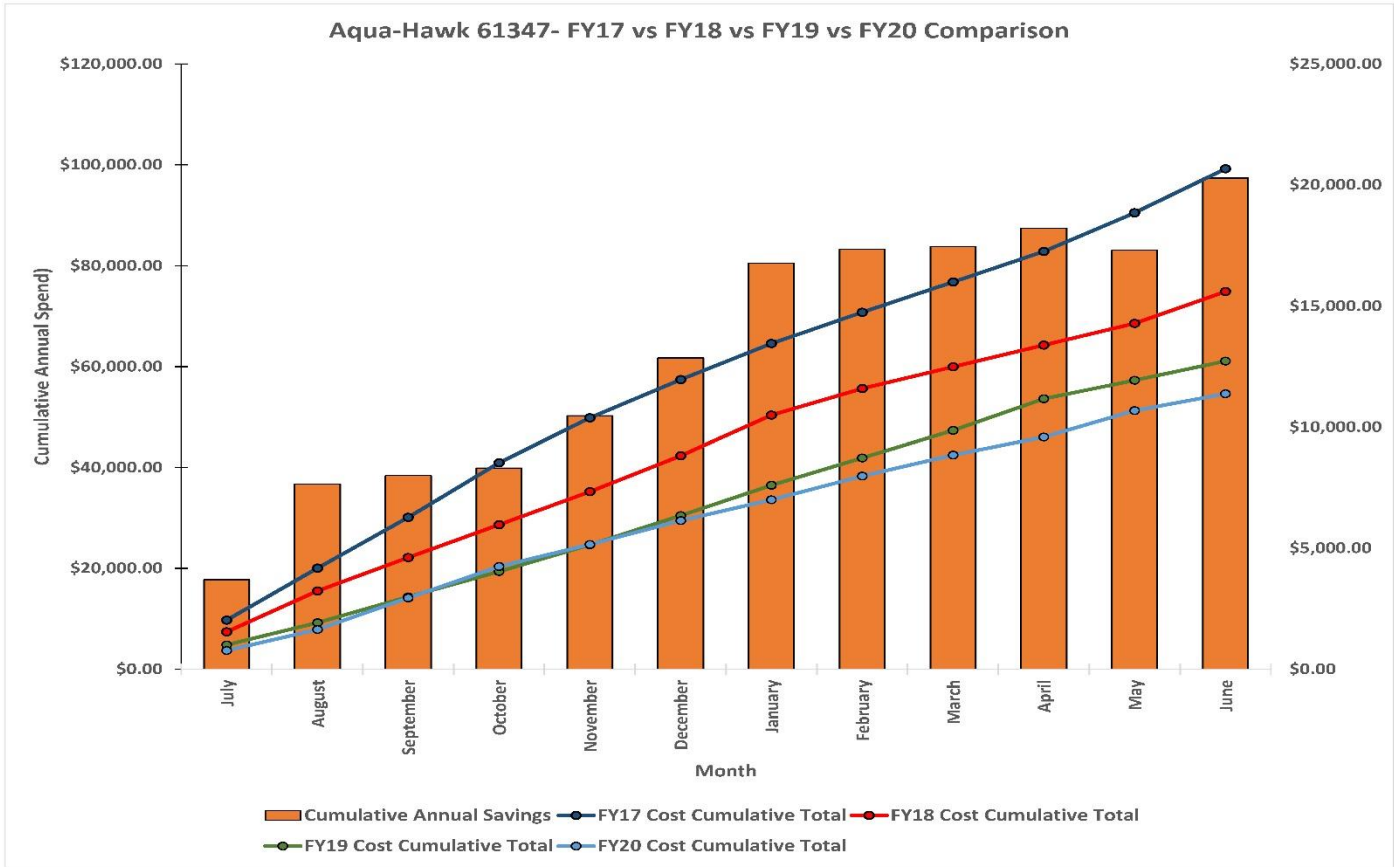


Monthly Chemical Cost per 1000 Gallons Treated- FY17 vs FY 18 vs FY19 vs FY20 Comparison- Excluding Chlorine/Bleach

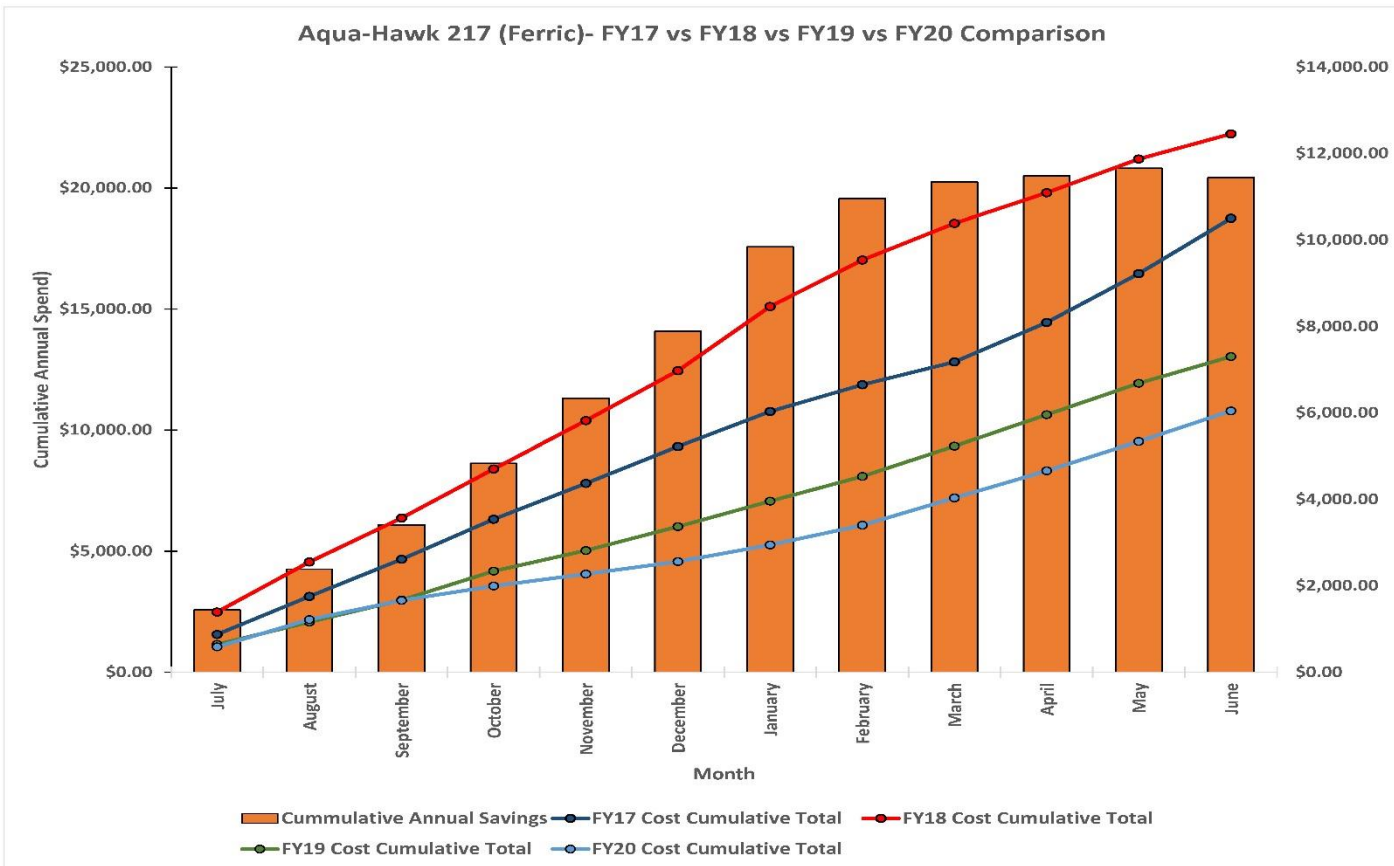


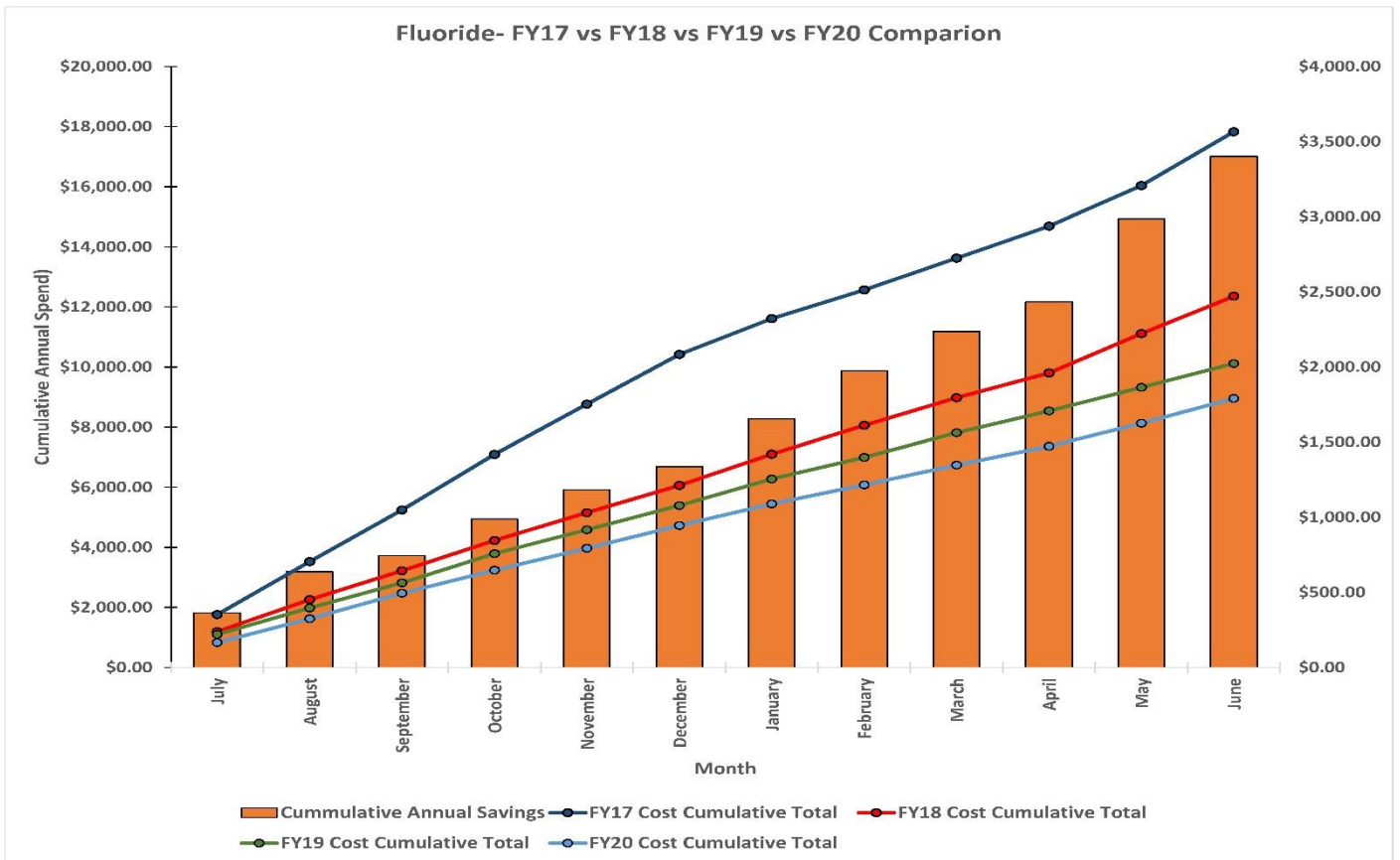
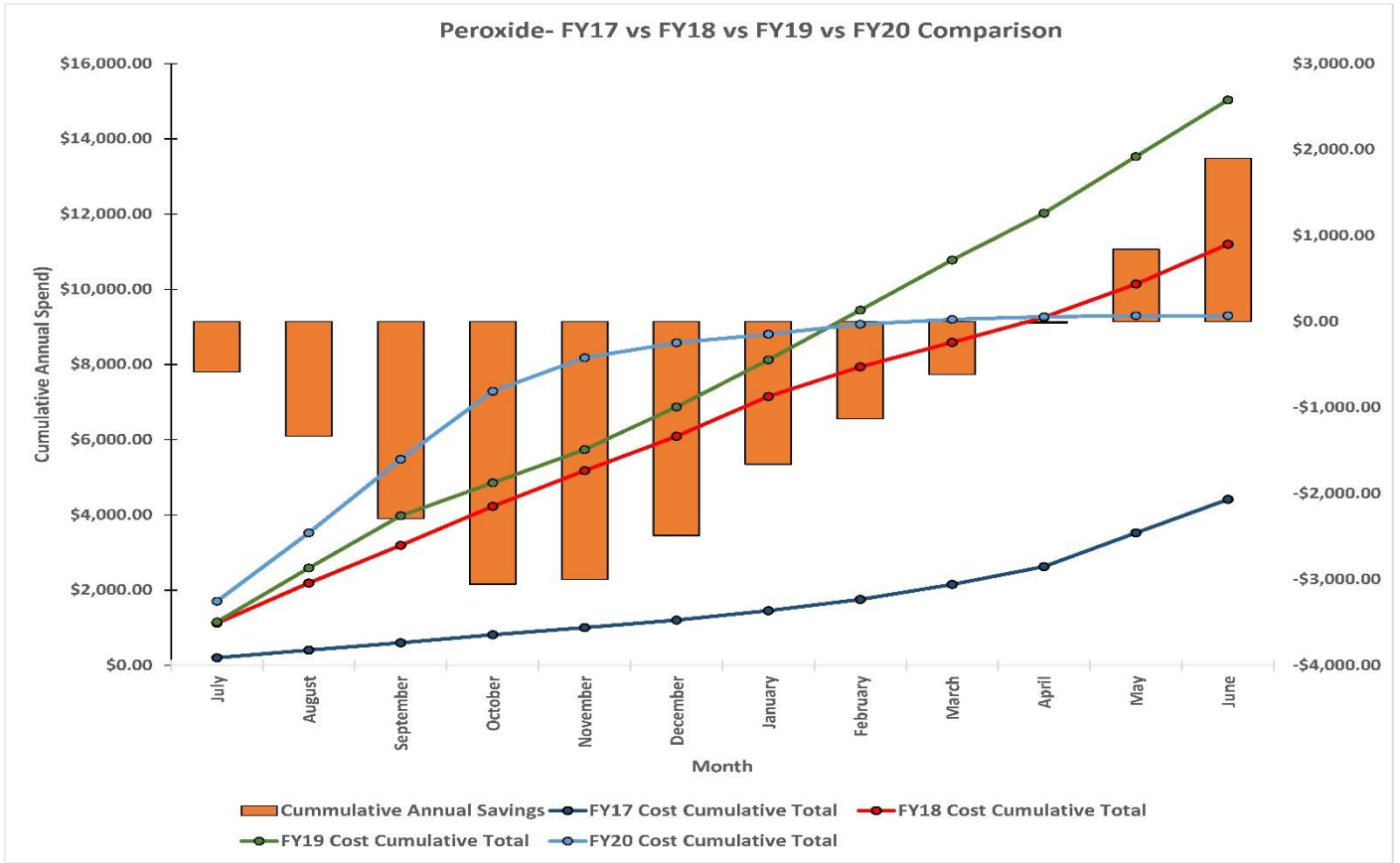


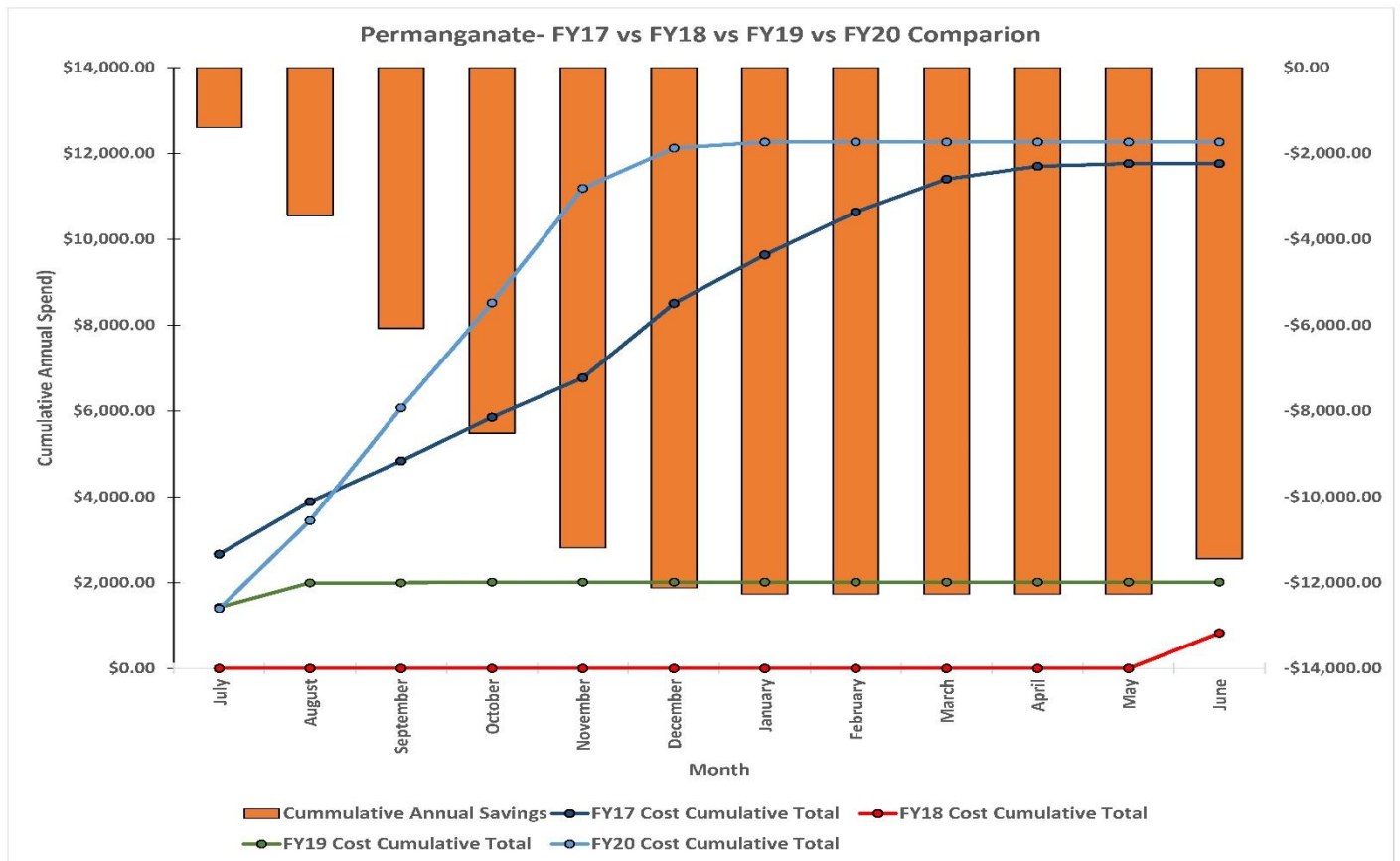
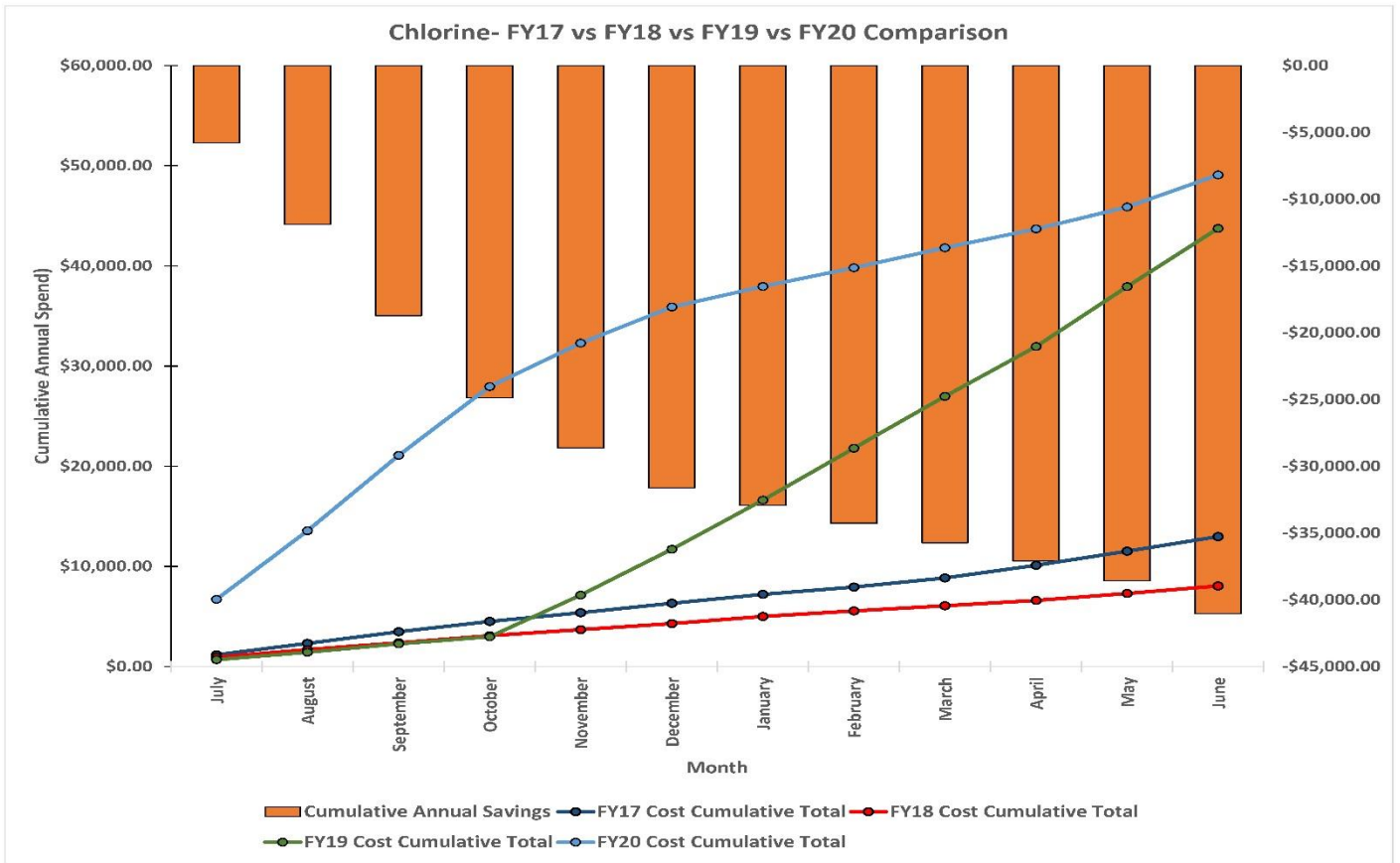
Aqua-Hawk 61347- FY17 vs FY18 vs FY19 vs FY20 Comparison



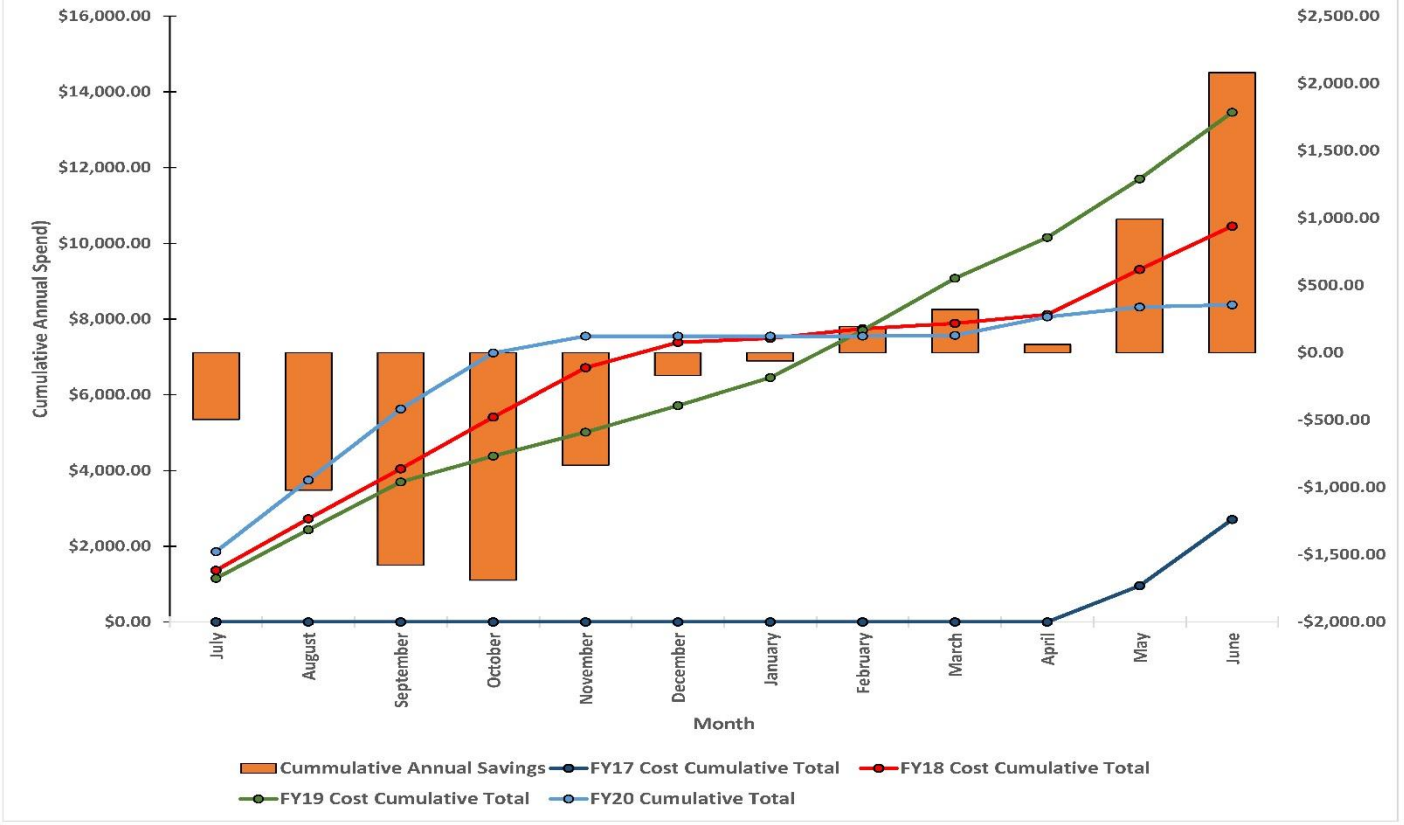
Aqua-Hawk 217 (Ferric)- FY17 vs FY18 vs FY19 vs FY20 Comparison



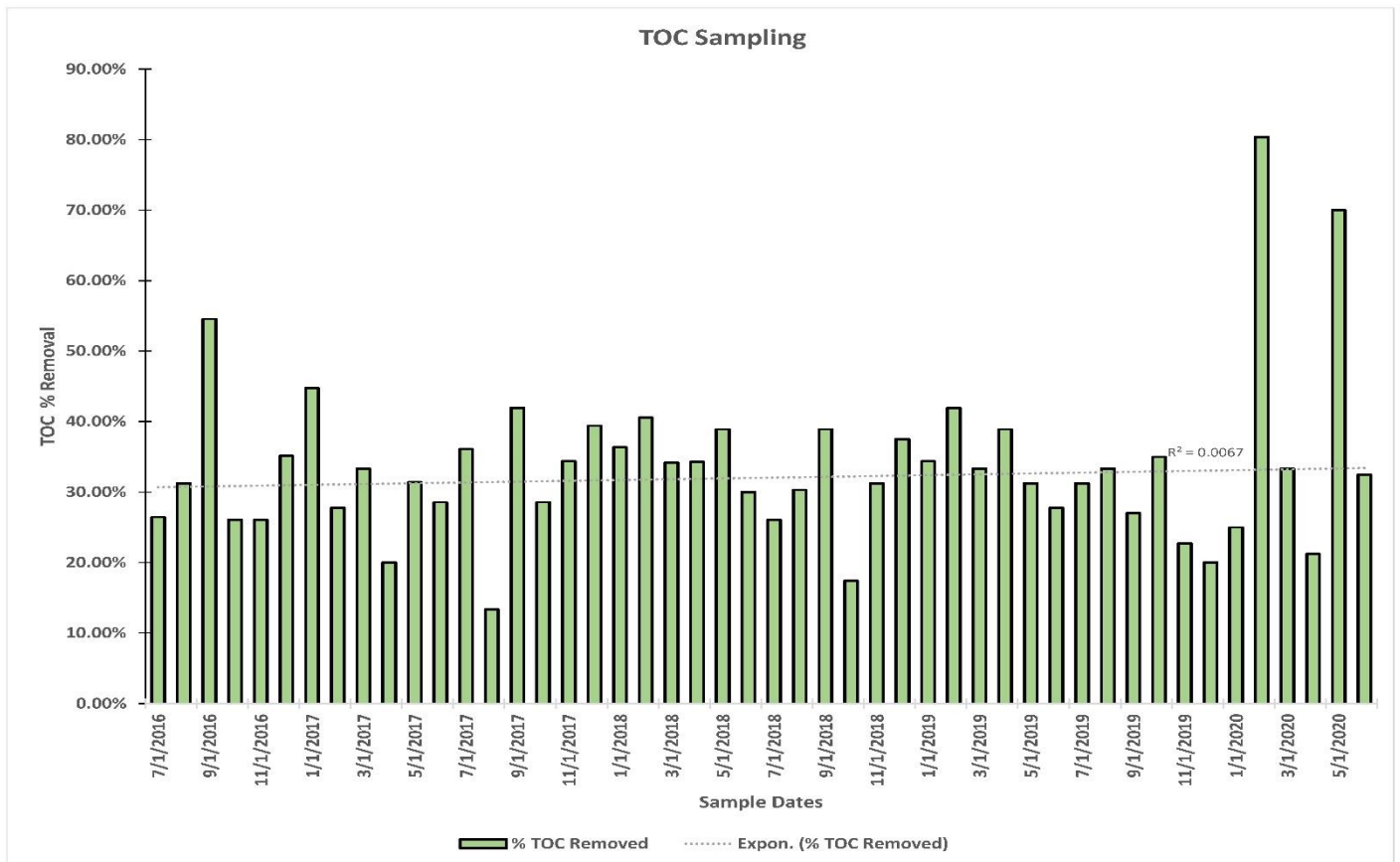
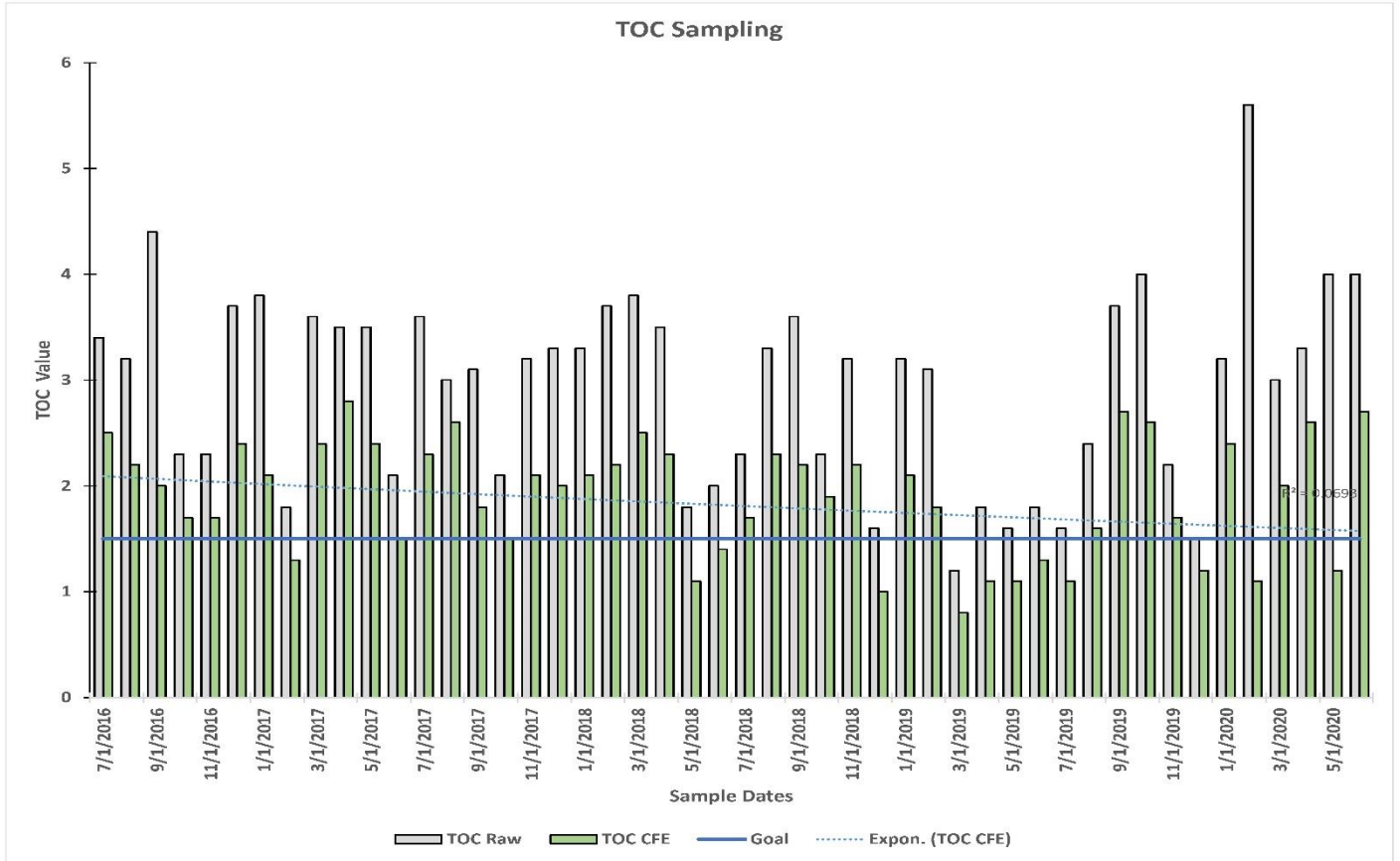




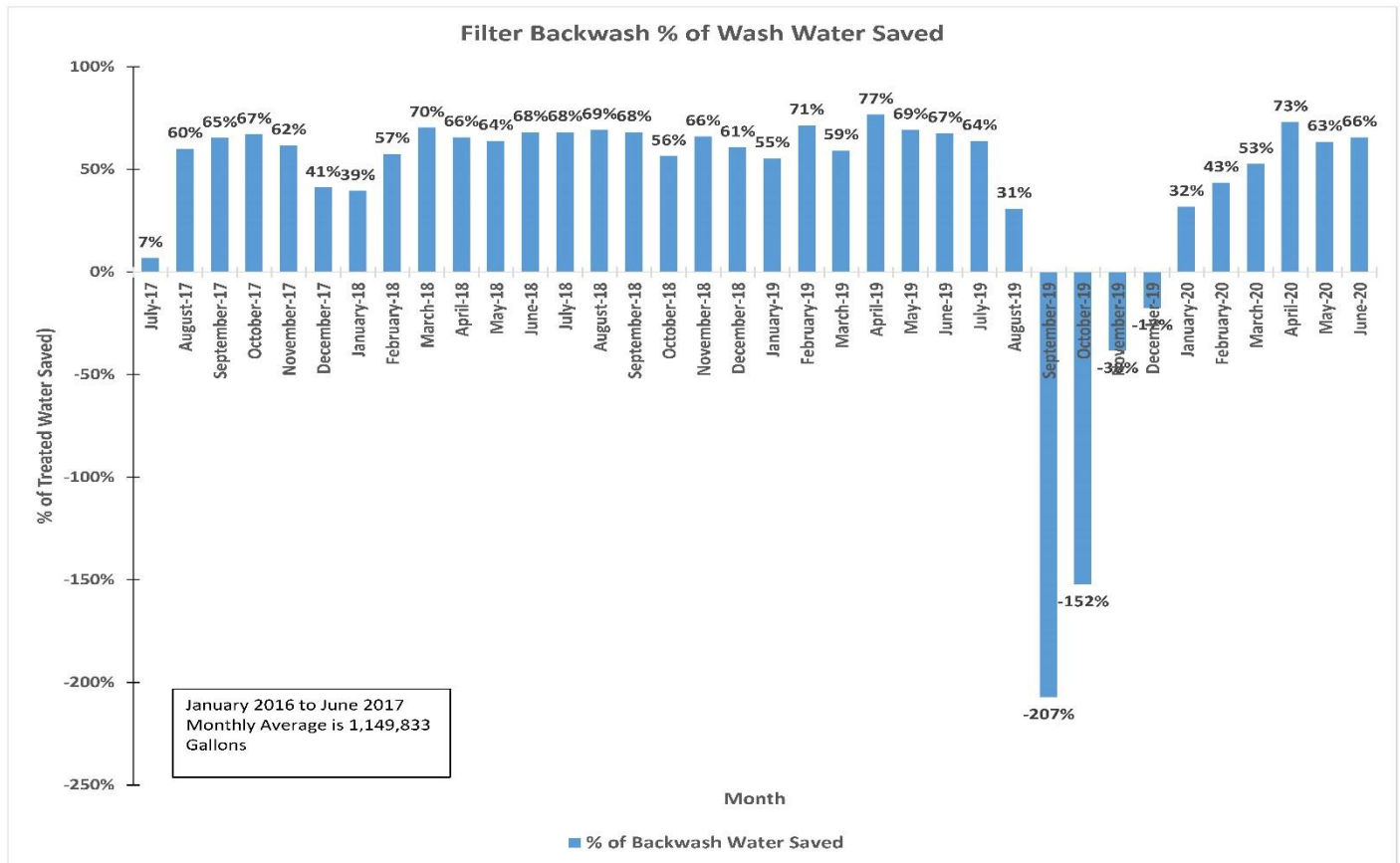
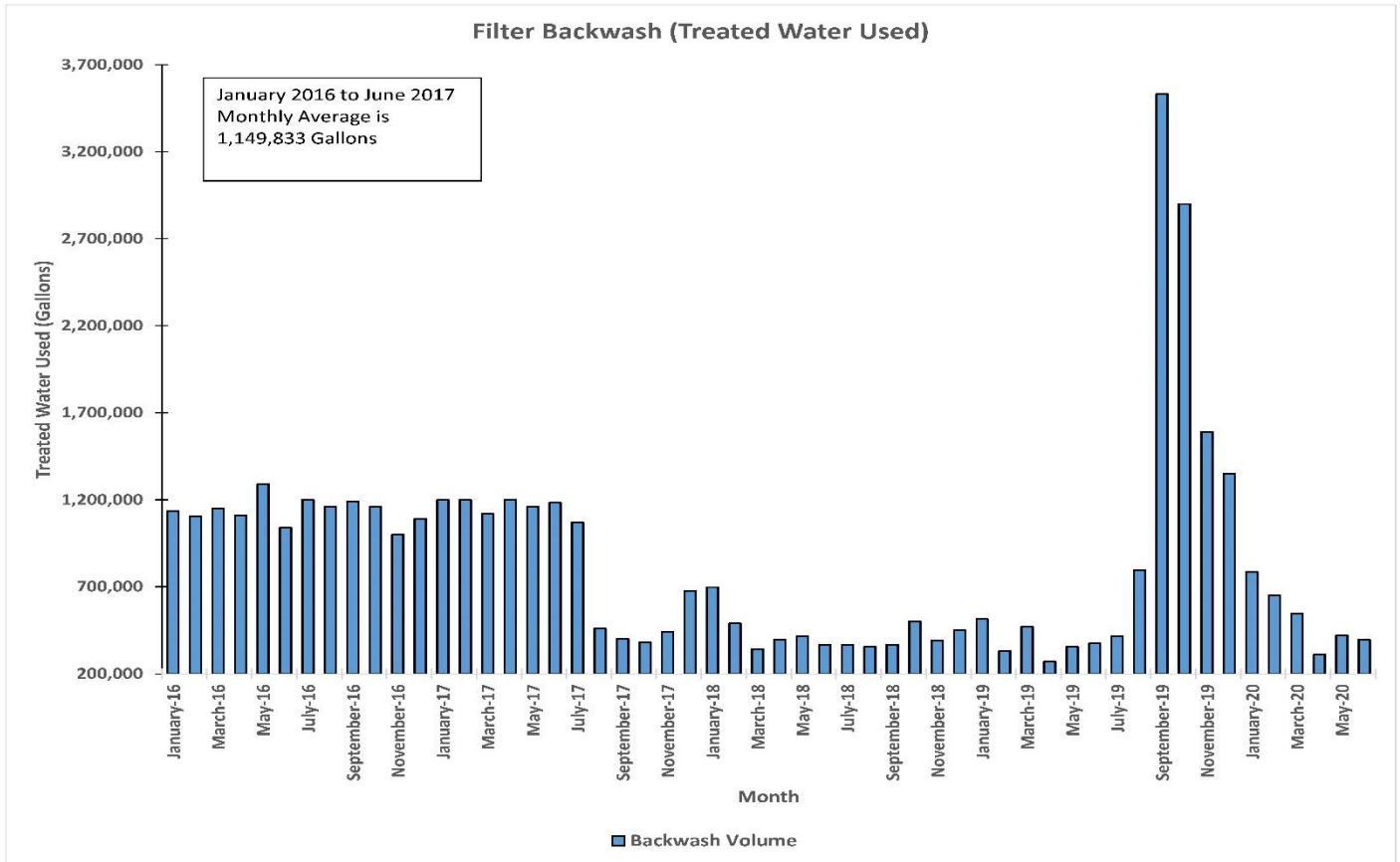
Carbon- FY17 vs FY18 vs FY19 vs FY20 Comparison

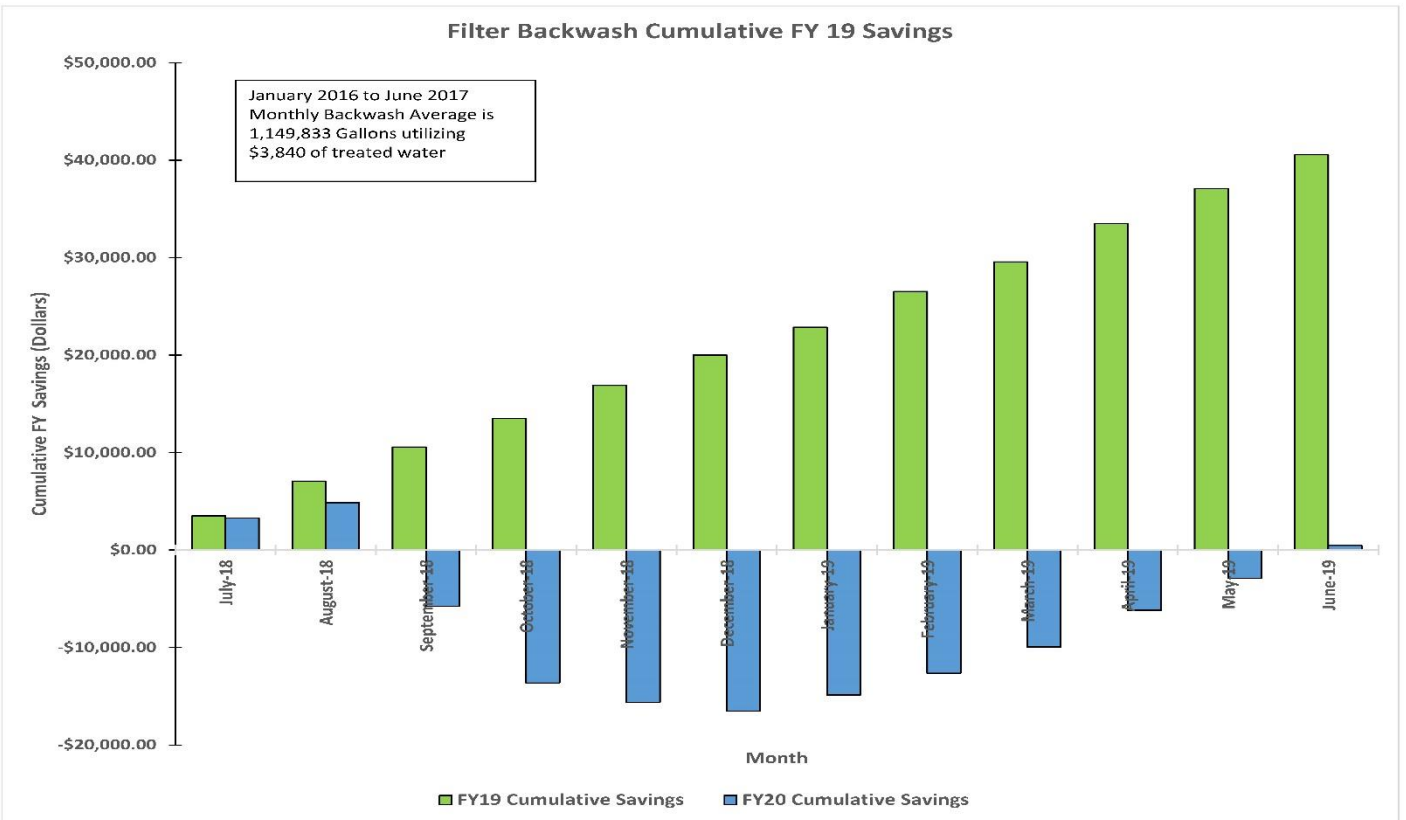
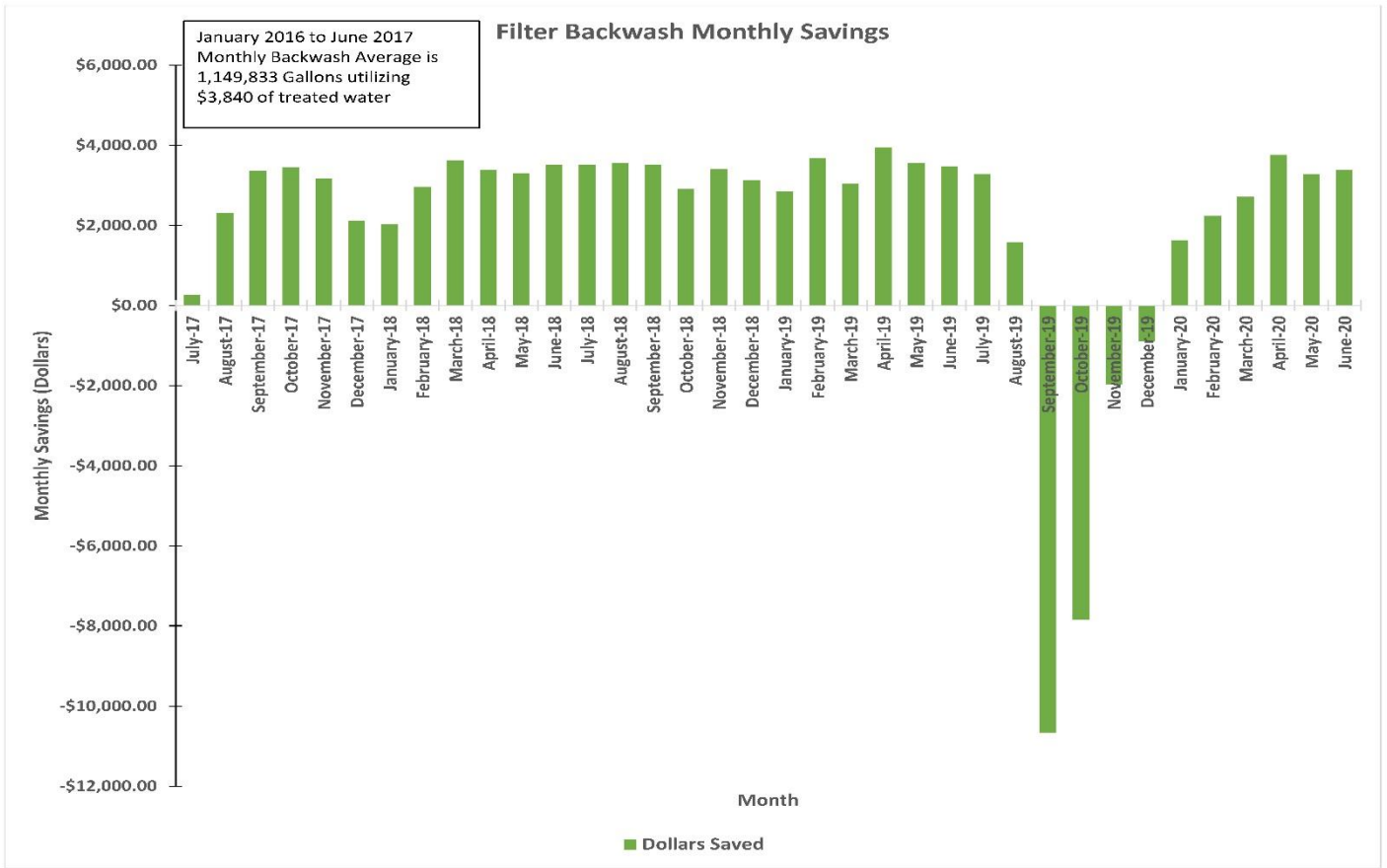


Organics Data



# Filter Savings







**Clarifier Data**

The clarifier's primary purpose is sludge management in the drinking water treatment process. The City of Lebanon currently dewateres our sludge at the wastewater plant.



Depth of Sludge in Clarifier = **5'**

Total Loads hauled to the Wastewater Plant= 9

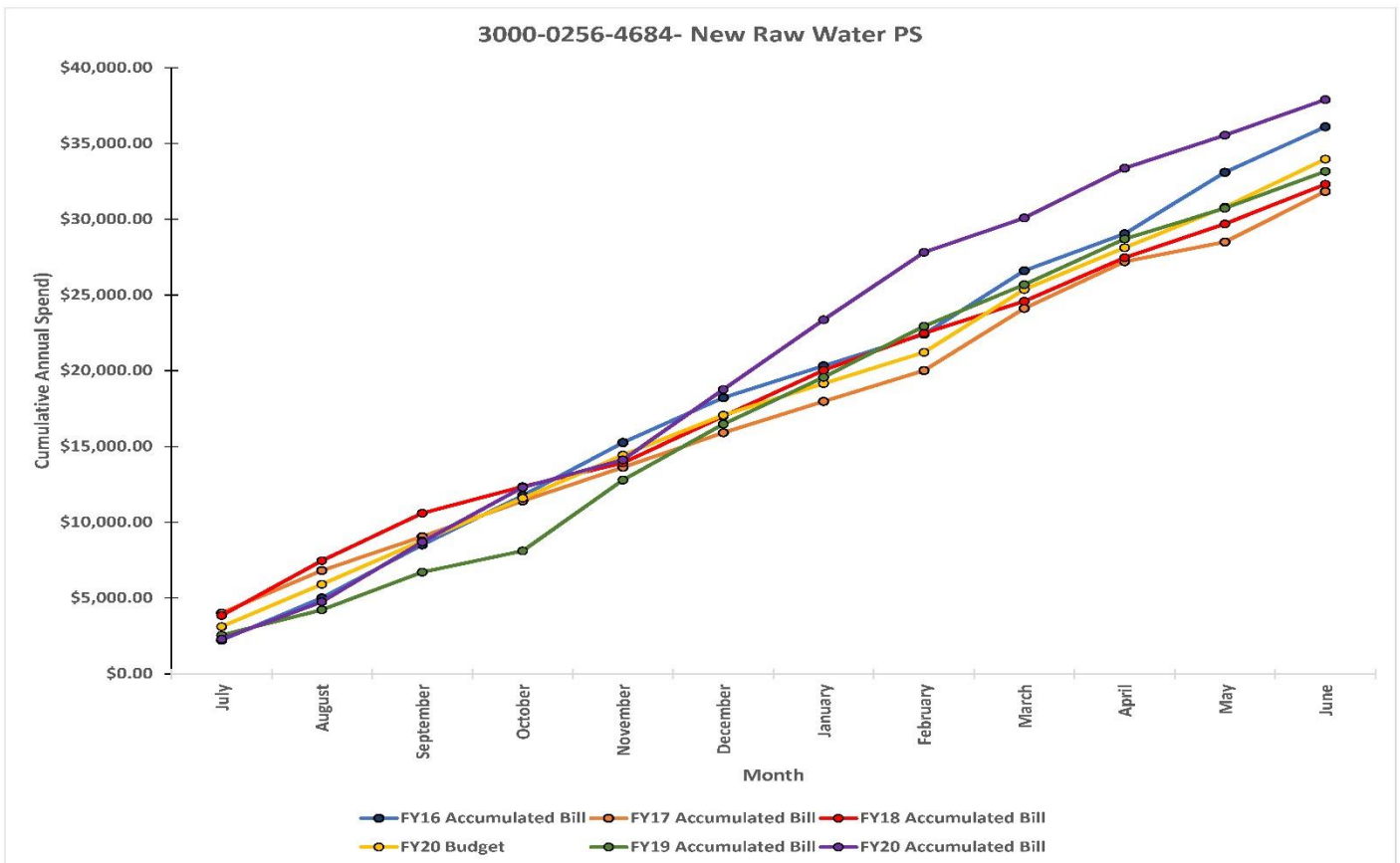
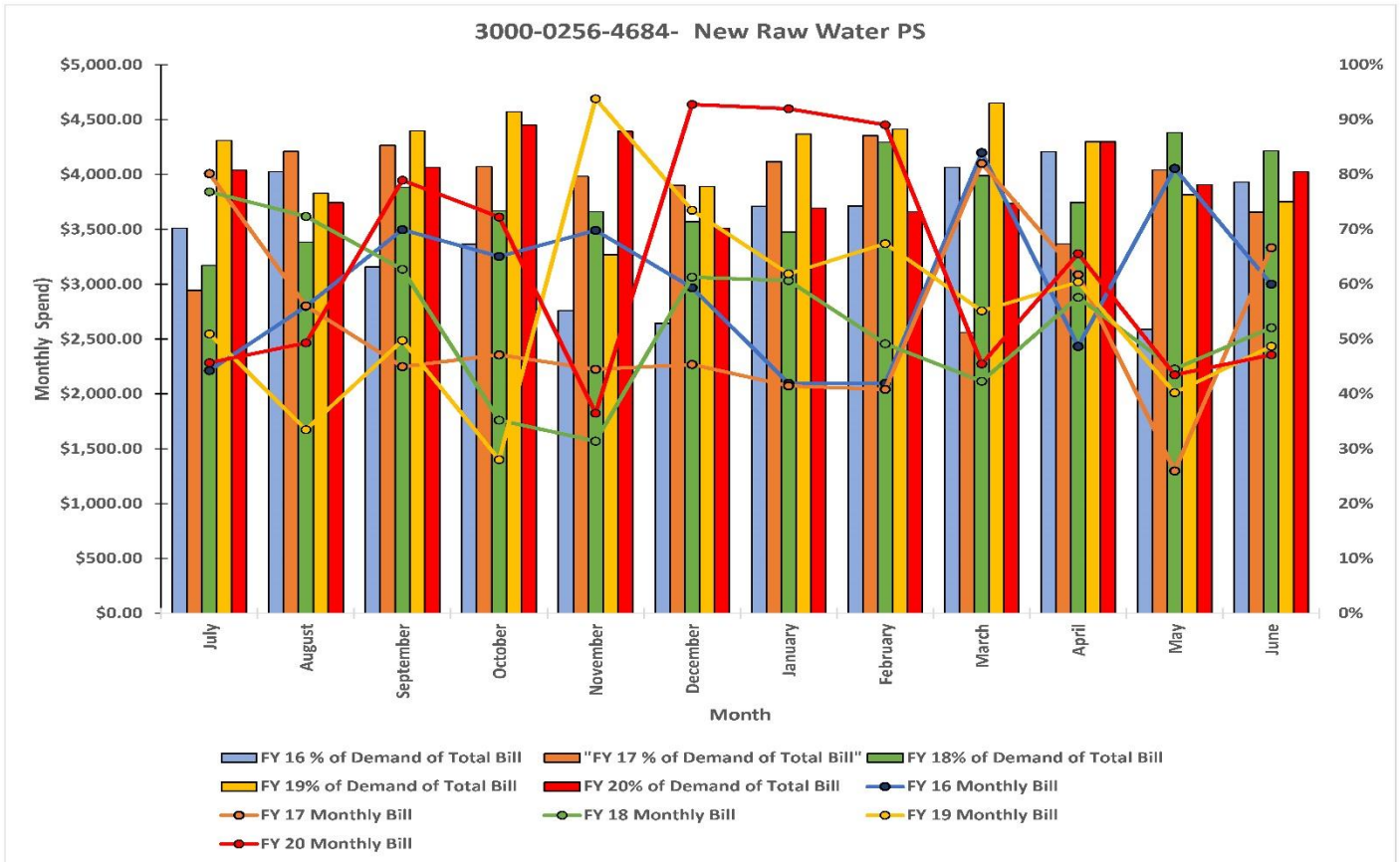
Total Gallons Hauled = **54,000**

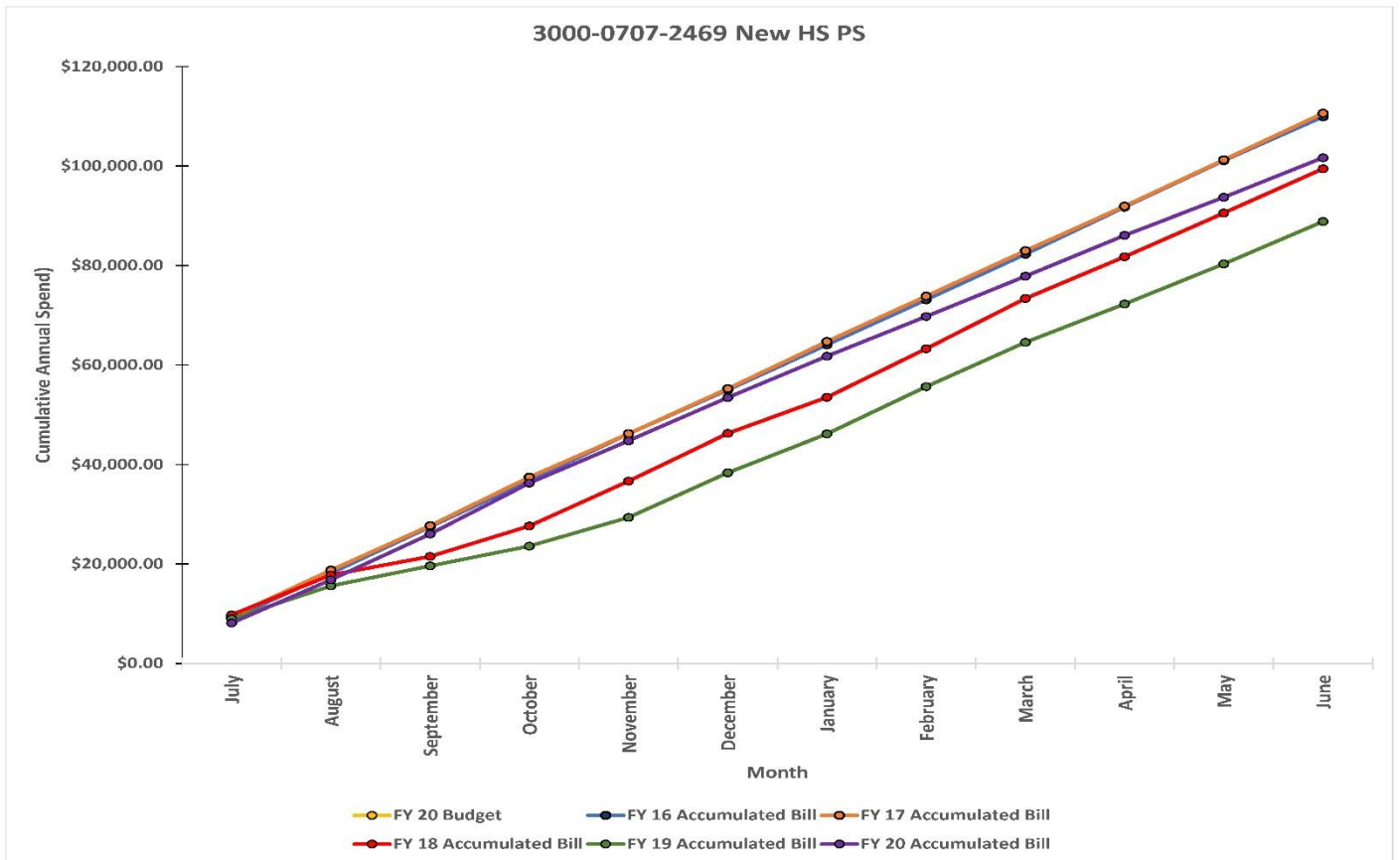
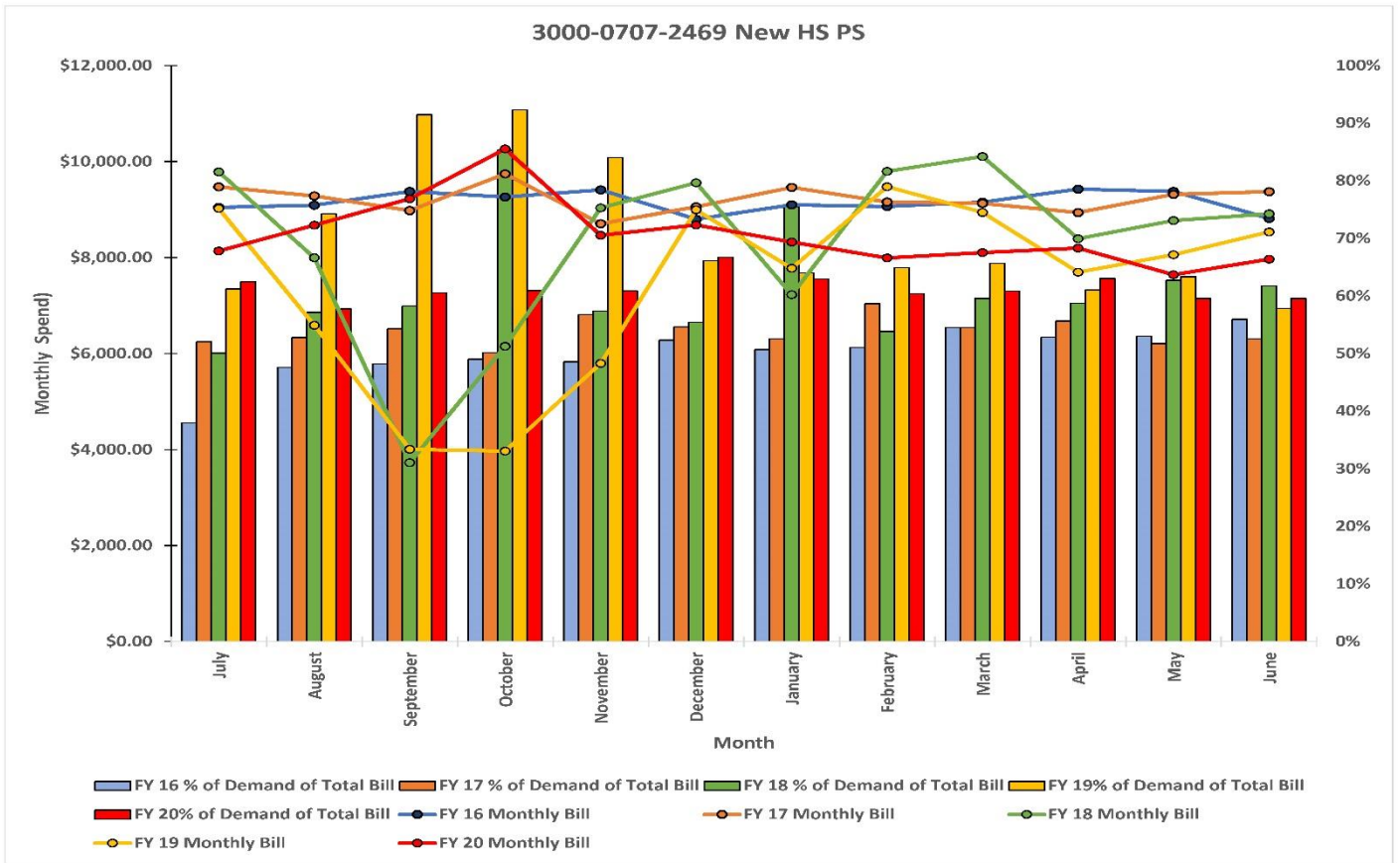
# of Times the Clarifier Overflowed = **0**

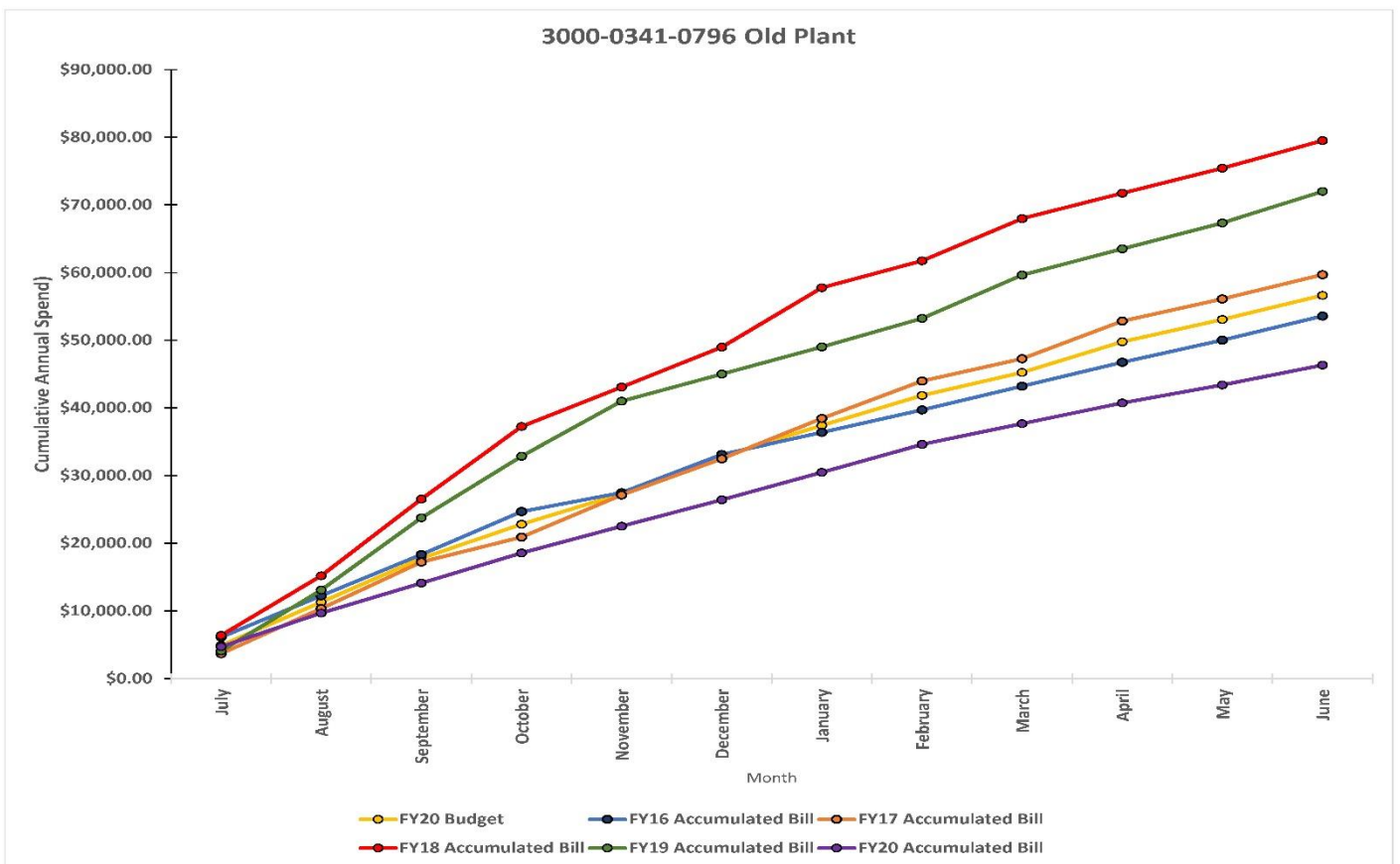
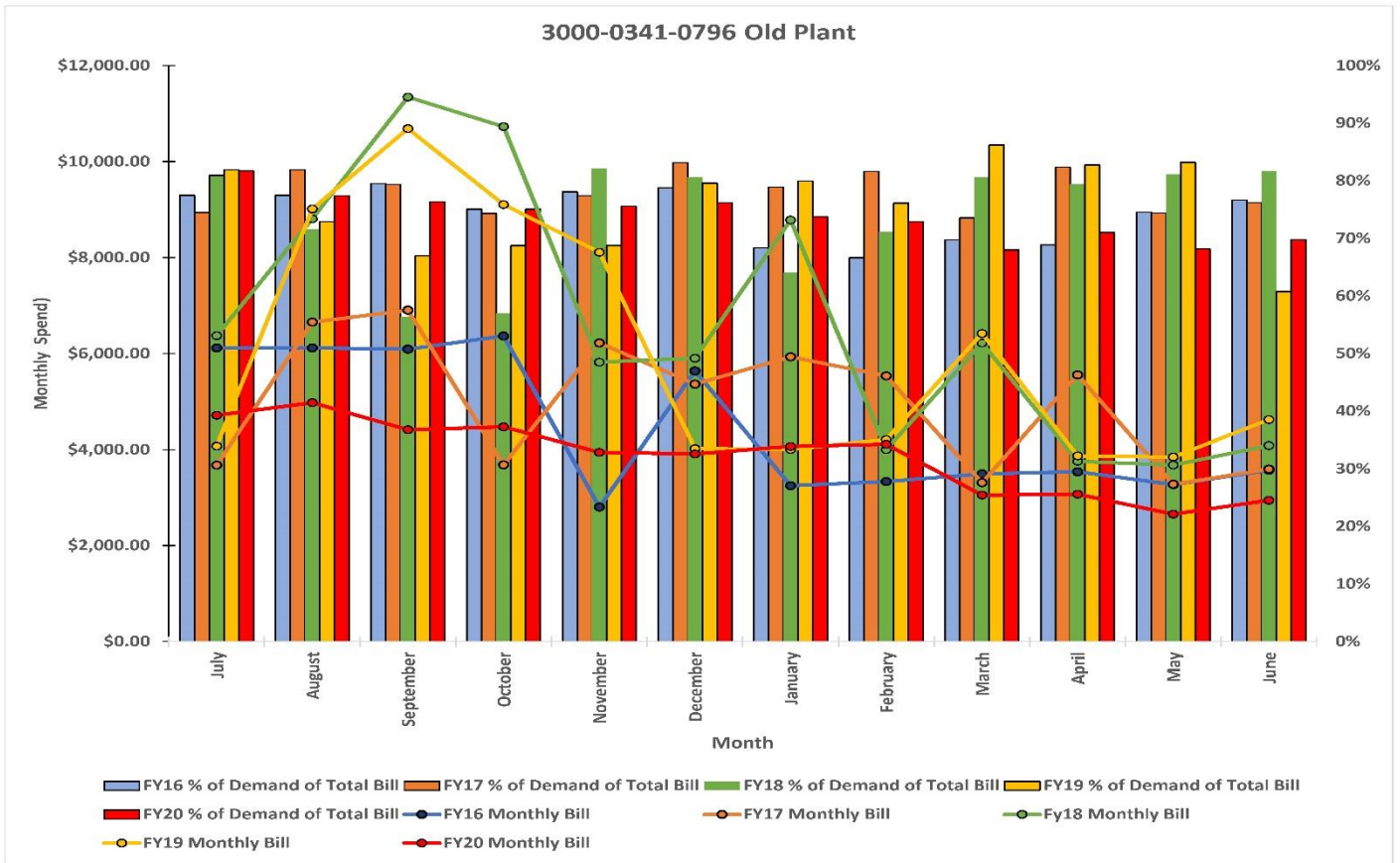
# of Times Out of Compliance With Our Sampling on the Discharge Permit = 0



# Electrical Usage

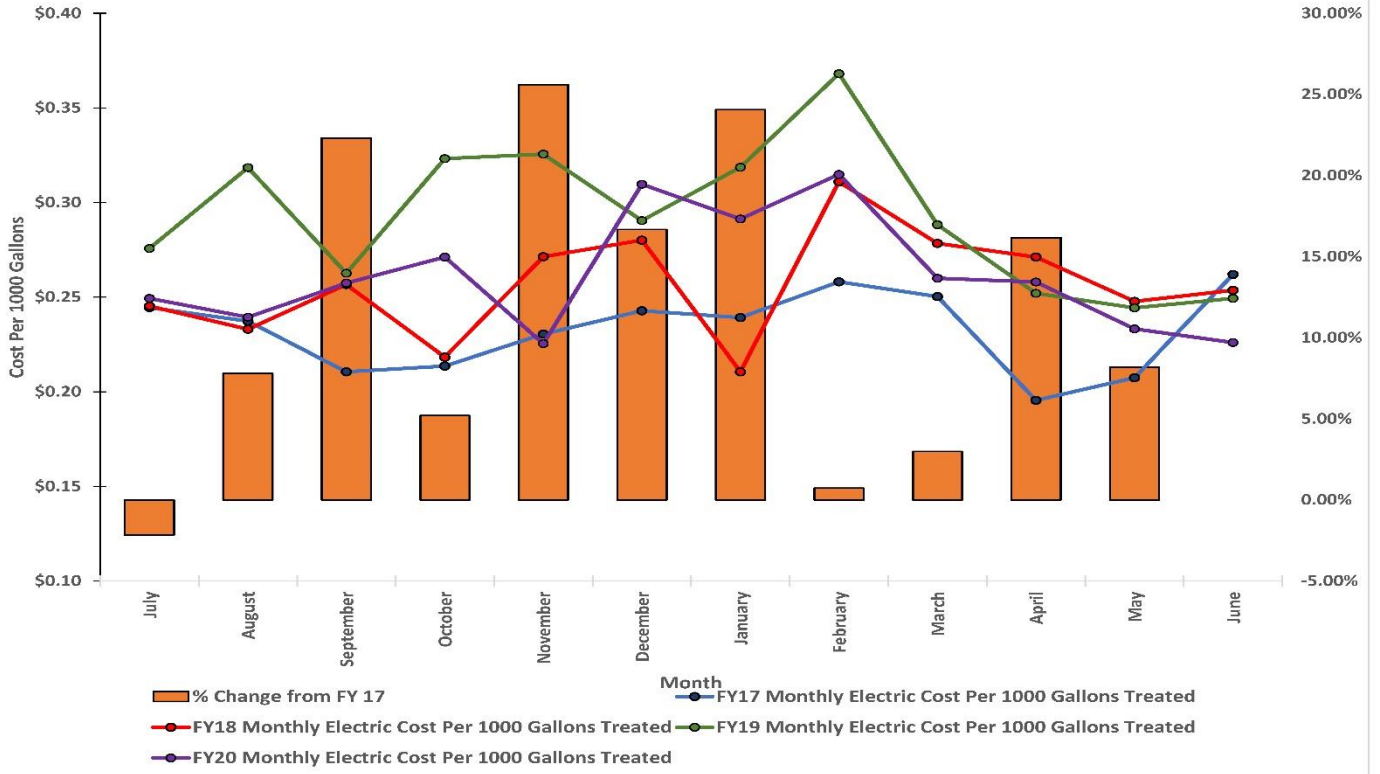








Monthly Treatment Plant Electric Utility Cost per 1000 Gallons Treated- FY17 vs FY18 vs FY19 vs FY20 Comparison



**New High Service VFD's- Both Pump 1 and 2 tripped on DC components**

The pump 1 Allen Bradley VFD has been repaired and is currently back in service. The repairs were performed by CE Power Solutions. The second High Service pump is still down. Two circuit boards have been replaced and the pump is still experiencing the same fault.



### **Other Misc Items**

- Filter Runs are improving.

Preventative Maintenance Program & Repairs

**Nothing to Report**







## Distribution System Operations Report

### Campbellsville Water Pipeline



**For the May 2020 meter reading, we purchased 2,000 less than the 9 MG minimum. Starting August of 2019, the rate per 1,000 gallons changed to \$3.33. The rate will increase to \$3.34 per 1,000 gallons starting in August 2020.**

## Main Repairs

### June 2020

# of Main Breaks / Service Leaks = 3

# of Boil Water Advisories = 0

## Water Quality

### June 2020

# of Chlorine Readings = 76

Lowest Monthly Free Residual Reading = 0.37

Lowest Monthly Total Residual Reading = 0.63

Lowest Monthly Chlorine Residual Location= East High St.



June 2020



June2020

Service Order List

Summary :

# Of Orders For Type 811 locate	64
# Of Orders For Type 811 LWC	0
# Of Orders For Type Customer Concern	3
# Of Orders For Type Fire hydrant repair	0
# Of Orders For Type Fire-Inspect Meter	0
# Of Orders For Type Frozen Pipes	0
# Of Orders For Type Ground Restoration	1
# Of Orders For Type Hourly Reading	5
# Of Orders For Type Inspect Meter Area	1
# Of Orders For Type Inspect-Potential Water Leak	1
# Of Orders For Type Low Water Pressure	0
# Of Orders For Type Main Line Repair	0
# Of Orders For Type Meter Changeout	0
# Of Orders For Type Meter Tap	0
# Of Orders For Type Meter/Box repair	0
# Of Orders For Type Miscellaneous	0
# Of Orders For Type Paving	0
# Of Orders For Type Pull Meter	0
# Of Orders For Type READ METER/FINAL	34
# Of Orders For Type Read/Inspect Meter	12
# Of Orders For Type Reconnect	0
# Of Orders For Type Report of tastet/smell/dirty water	0
# Of Order For Type Re-Read/Exception Report	0
# Of Orders For Type Service Line Repair	0
# Of Orders For Type Set meter in box	0
# Of Orders For Type Turn Back On	1
# Of Orders For Type Turn Off For Repair	7
# Of Orders For Type Turn Off NonPay	0
# Of Orders For Type Turn Off/Final	6
# Of Orders For Type Turn Off/LOCK/Final	11
# Of Orders For Type Turn OFF-Temp Away	2
# Of Orders For Type Turn ON - Inspection	0
# Of Orders For Type Turn ON & Inspect	1
# Of Orders For Type Turn ON New Acct	11
<b>Total # of Orders :</b>	<b>160</b>

## Operational Challenges

### **Replace Ageing Equipment**

### **Starting new O&M Programs**

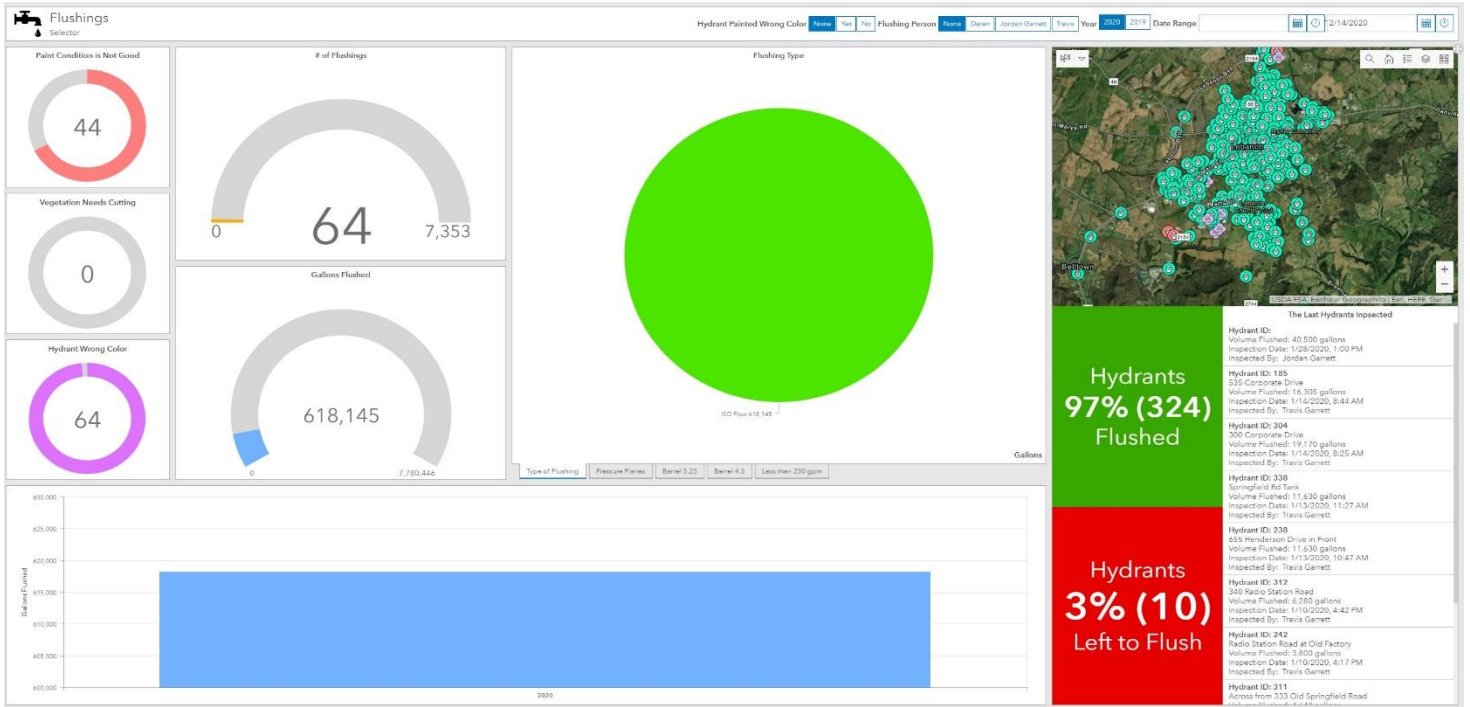
## Preventative Maintenance Program & Repairs

### **Preventative Maintenance Program**

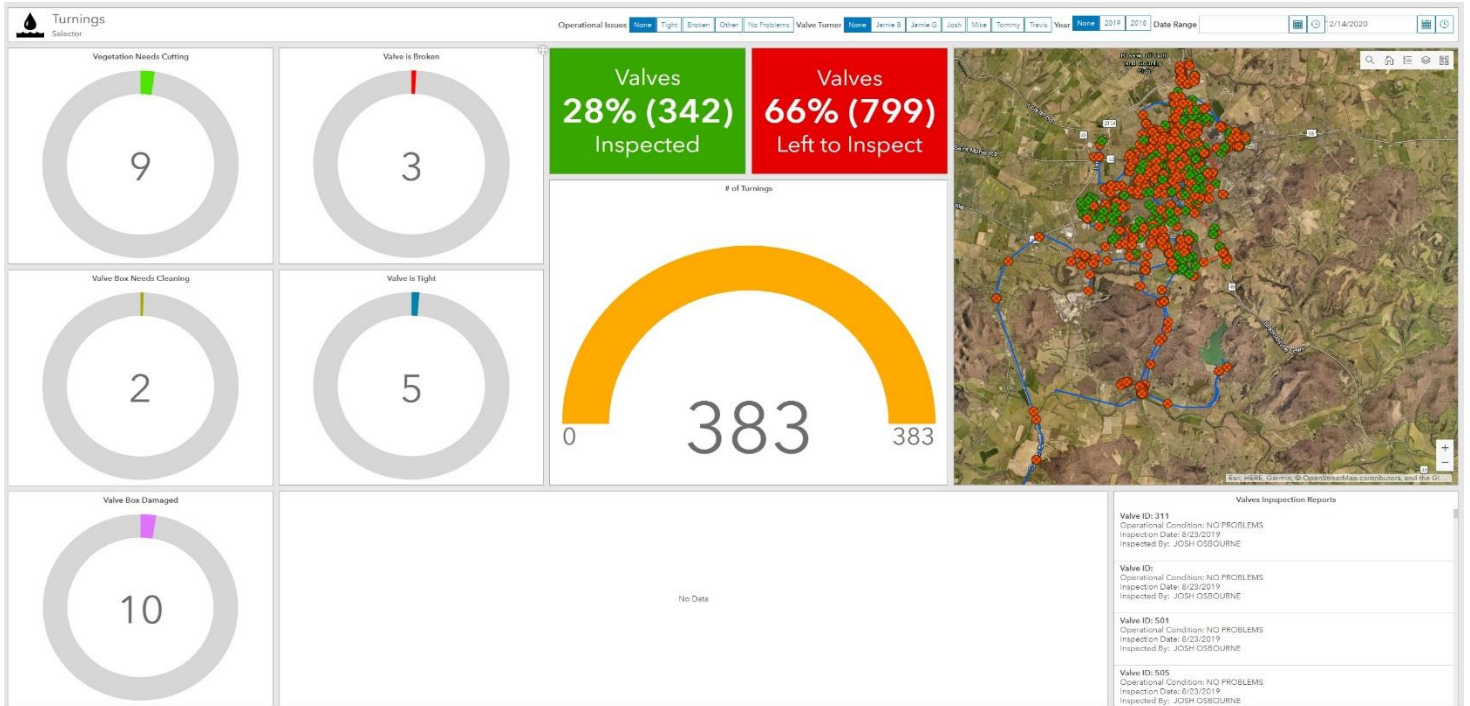
Currently we are in the process of executing a more formal comprehensive flushing and valve turning program.

## Other Misc Distribution Items

## Additional Hydrant Data

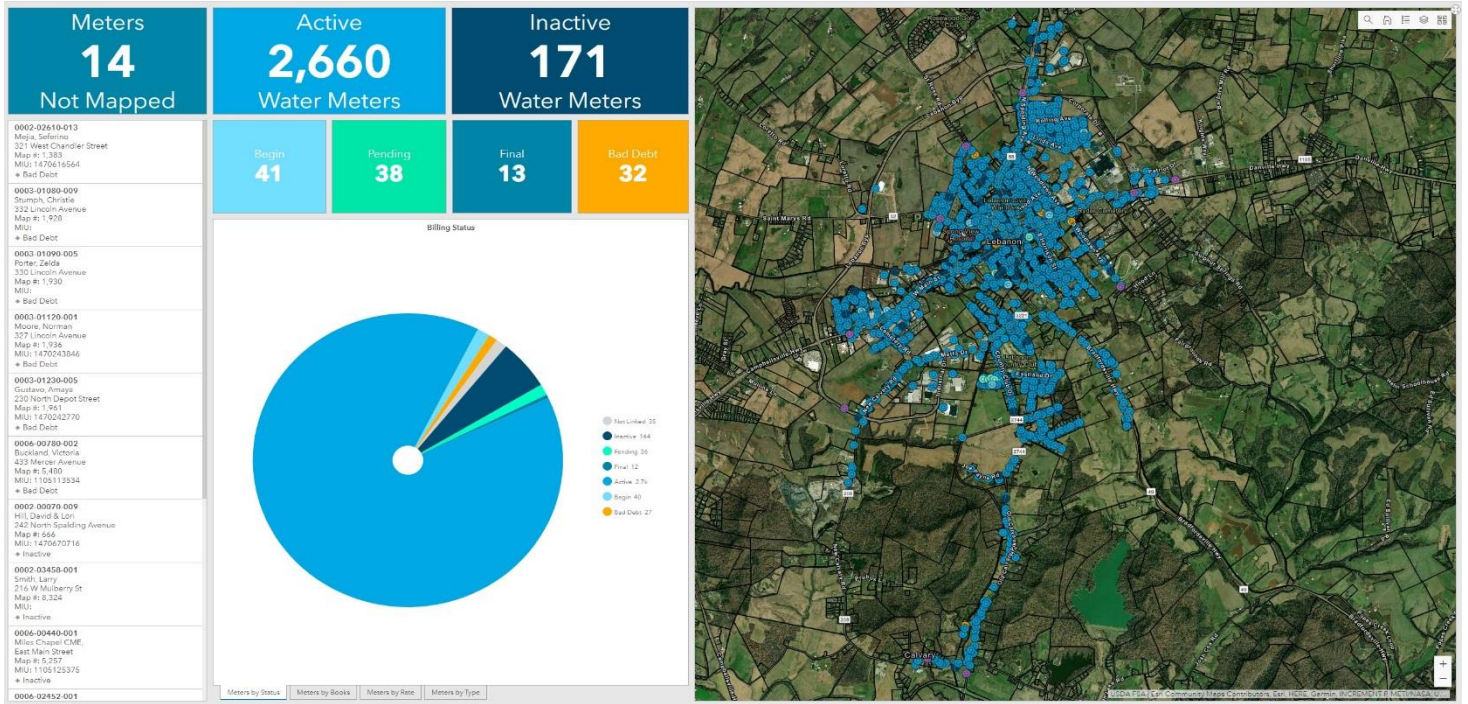


## Distribution & Transmission Valve Turning Program

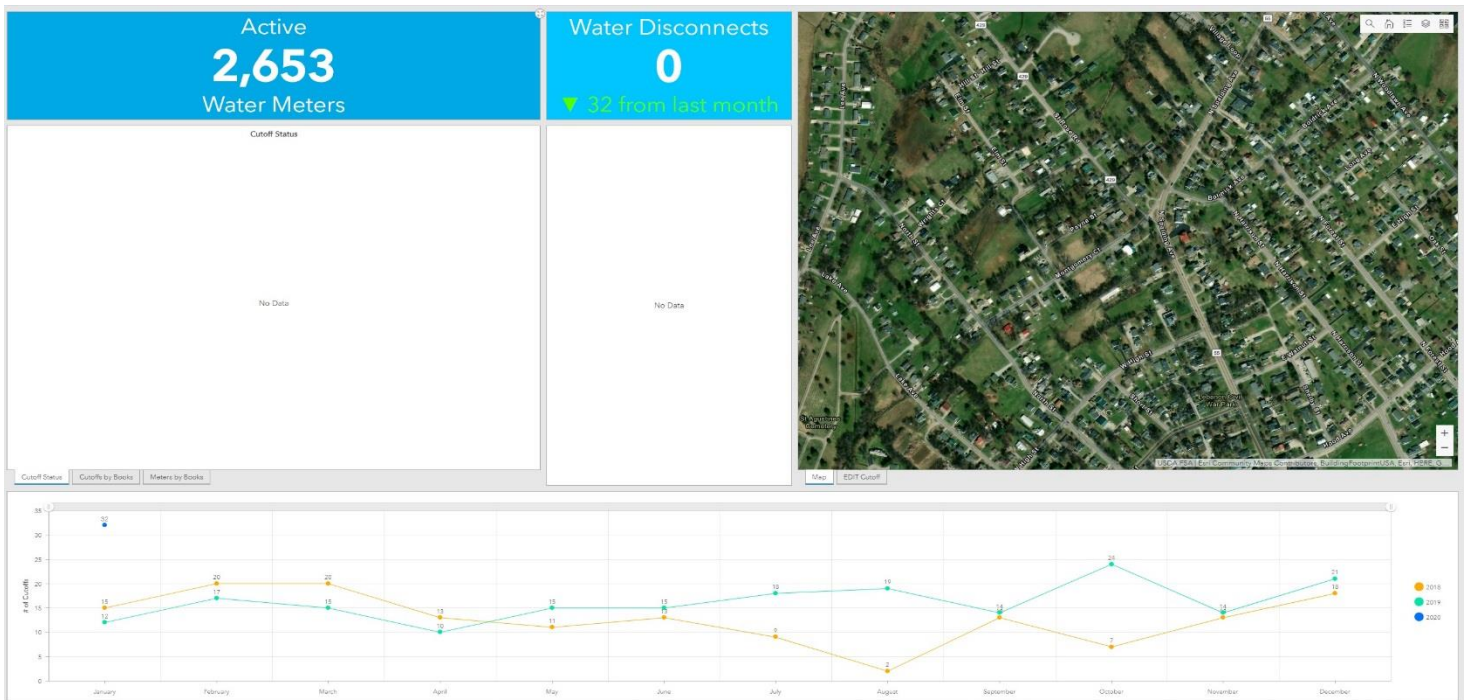




## Meter Statistics



## Meter Cut-offs





# Update GPS point Accuracy

**0 Meters Not Showing**

**0 Valves Not Showing**

**0 Hydrants Not Showing**

**159 Meters Left to Map with R2**

Meters

2,820 / 2,979

**220 Valves Left to Map with R2**

Valves

967 / 1,187

**26 Hydrants Left to Map with R2**

Hydrants

312 / 338

**The Last 10 Meters Mapped**

- 3/5/2020 2:15 PM  
Remarks: Inactive meter
- 343 Burton Lane  
Location: English Springs Montgomery  
3/5/2020 1:40 PM  
Remarks:
- 395 South Woodstream Avenue  
Location: Young, Ella C  
3/5/2020 1:35 PM  
Remarks: Inactive meter
- Woodstream Ave  
Location: Marion Co Water District  
3/5/2020 1:31 PM  
Remarks: MCHD Farmground Rd
- Fairground Road  
Location: City Dec, Decer  
3/5/2020 1:24 PM  
Remarks: RangidRd CityDecSoccer/MU/1344263926
- Woodstream Avenue  
Location: Young, Ella C  
3/5/2020 1:16 PM  
Remarks: Inactive meter

**The Last 10 Valves Mapped**

- Value ID: 453  
Location:  
3/5/2020 2:42 PM  
Remarks: With copper line mark two
- Value ID: 1,014  
Location:  
3/5/2020 2:23 PM  
Remarks:
- Value ID: 1,012  
Location:  
3/5/2020 2:20 PM  
Remarks: VALVE ID DUPLICATED
- Value ID: 421  
Location:  
3/5/2020 1:51 PM  
Remarks:
- Value ID: 28  
Location: KY Coverage meter valve  
2/5/2020 1:23 PM  
Remarks: Meter valve
- Value ID: 479  
Location:

**The Last 10 Hydrants Mapped**

- Hydrant ID: 776  
Location: Approx from 289 South Farmington Drive  
3/5/2020 10:37 AM  
Remarks: New hydrant
- Hydrant ID: 775  
Location: Chester Court South Side  
3/5/2020 9:40 AM  
Remarks:
- Hydrant ID: 774  
Location: Chester Court North Side  
3/4/2020 3:44 PM  
Remarks:
- Hydrant ID: 155  
Location: 505 Corporate Drive  
3/4/2020 1:39 PM  
Remarks:
- Hydrant ID: 309  
Location: Corner of 397 Linda Avenue  
1/17/2020 3:16 PM  
Remarks: New hydrant
- Hydrant ID: 229  
Location: 5433 Luster Avenue

Month	Count
Jan	43
Feb	20
Mar	22

Month	Count
Jan	4
Feb	4
Mar	4

Month	Count
Jan	27
Feb	30
Mar	19

Office Operations  
Report

June 2020



## Office Operations Report

### Web Bill Payment Update



## WebBill Payment - Update

Month	Number of Registered Users	Number that utilized WebBill Pay	Amount Received
<b>Apr to Dec 2017</b>	336	919	\$ 52,714.88
<b>Jan - June 2018</b>	435	890	53,626.17
<b>FYE 6-30-2019</b>	656	2,467	142,275.34
July	681	230	13,245.73
August	689	234	14,227.90
September	707	251	15,091.73
October	730	266	15,672.88
November	751	276	15,087.13
December	760	283	15,944.25
January	780	295	17,369.00
February	798	290	15,994.93
March	814	272	16,100.84
April	860	367	22,591.77
May	878	429	25,504.14
June	886	352	20,709.22
<b>FYE 6-30-2020</b>	<b>886</b>	<b>3,545</b>	<b>207,539.52</b>



## Go365 Health Incentives

	LWWC Savings	Employee Incentive Payout	Net LWWC Savings
<b>FY18</b>	\$ 1,243.64	\$ -	\$ 1,243.64
<b>FY19</b>	\$ 2,900.45	\$ -	\$ 2,900.45
7/31/2019	\$ 323.00	\$ -	\$ 323.00
8/31/2019	\$ 370.40	\$ 1,500.00	\$ (1,129.60)
* 9/30/2019	\$ 917.87	\$ 1,500.00	\$ (582.13)
* 10/31/2019	\$ 1,072.27	\$ 1,500.00	\$ (427.73)
* 11/30/2019	\$ 1,072.27	\$ -	\$ 1,072.27
* 12/31/2019	\$ 1,361.76	\$ -	\$ 1,361.76
1/31/2020	\$ 1,361.76	\$ 500.00	\$ 861.76
2/29/2020	\$ 1,524.62	\$ -	\$ 1,524.62
3/31/2020	\$ 1,531.39	\$ -	\$ 1,531.39
4/30/2020	\$ 1,531.39	\$ -	\$ 1,531.39
5/31/2020	\$ 1,531.39	\$ -	\$ 1,531.39
6/30/2020	\$ 1,673.59	\$ 100.00	\$ 1,573.59
<b>Current FY TOTAL</b>	<b>\$ 14,271.71</b>	<b>\$ 5,100.00</b>	<b>\$ 9,171.71</b>

\* includes prior months' credit

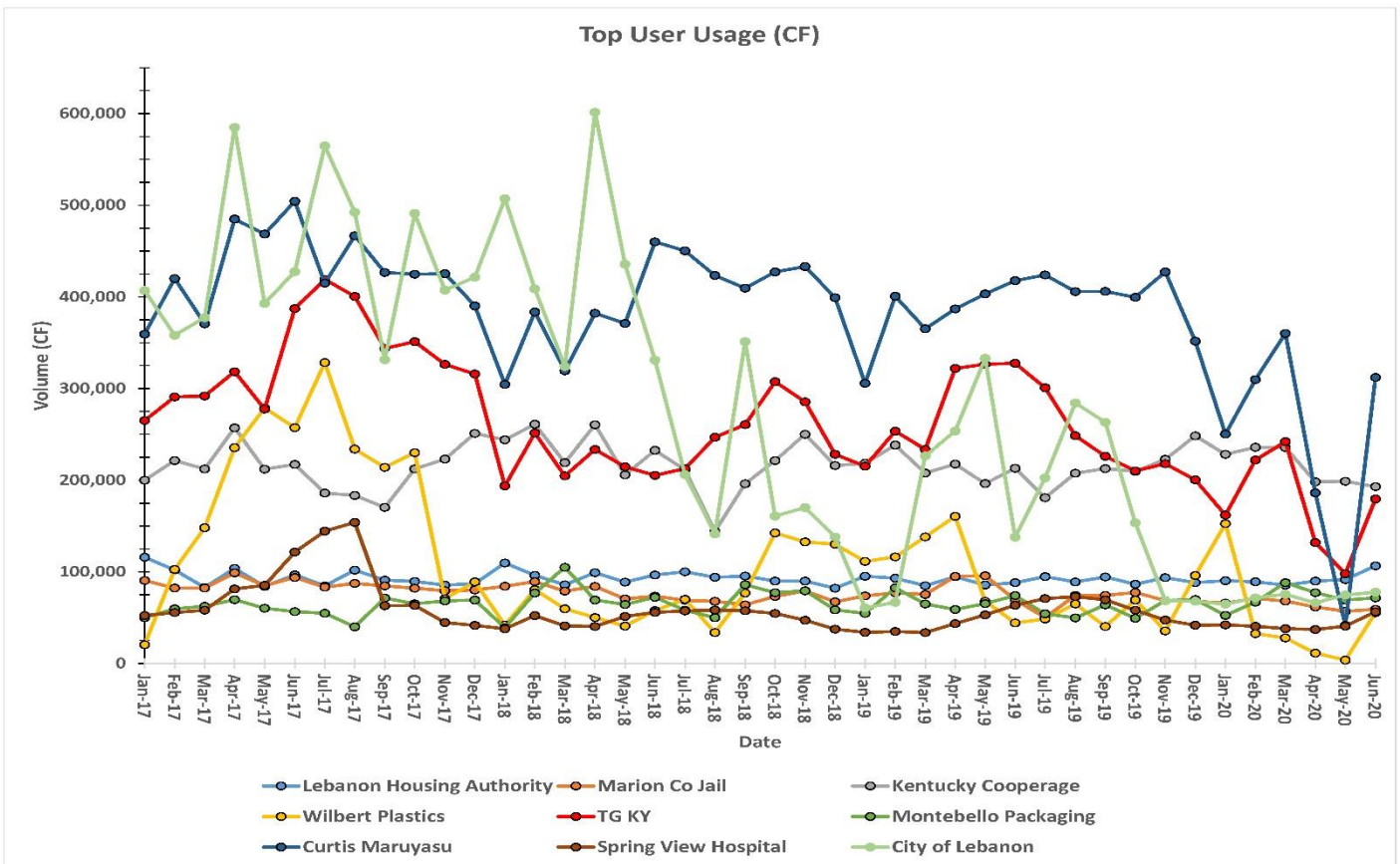
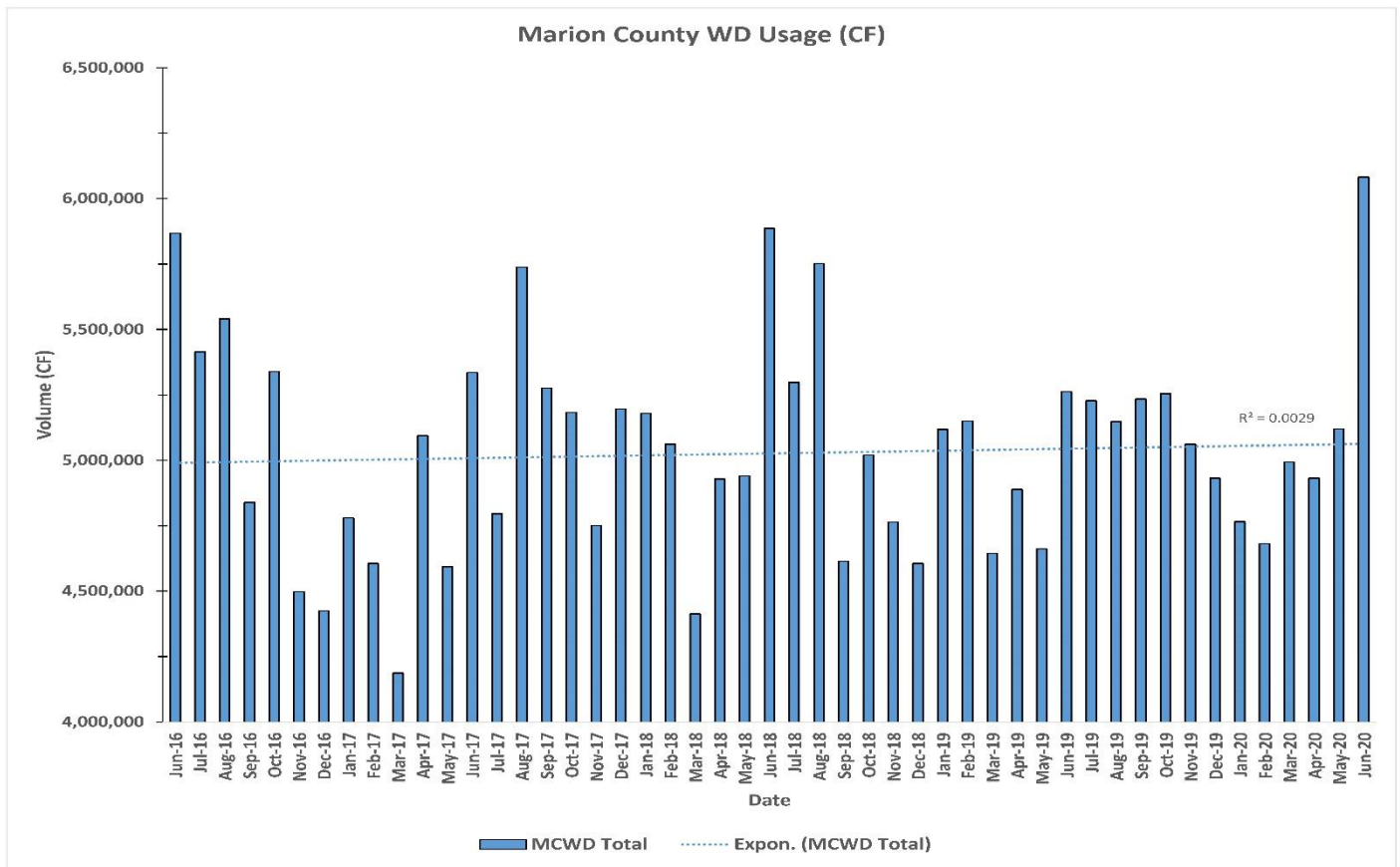


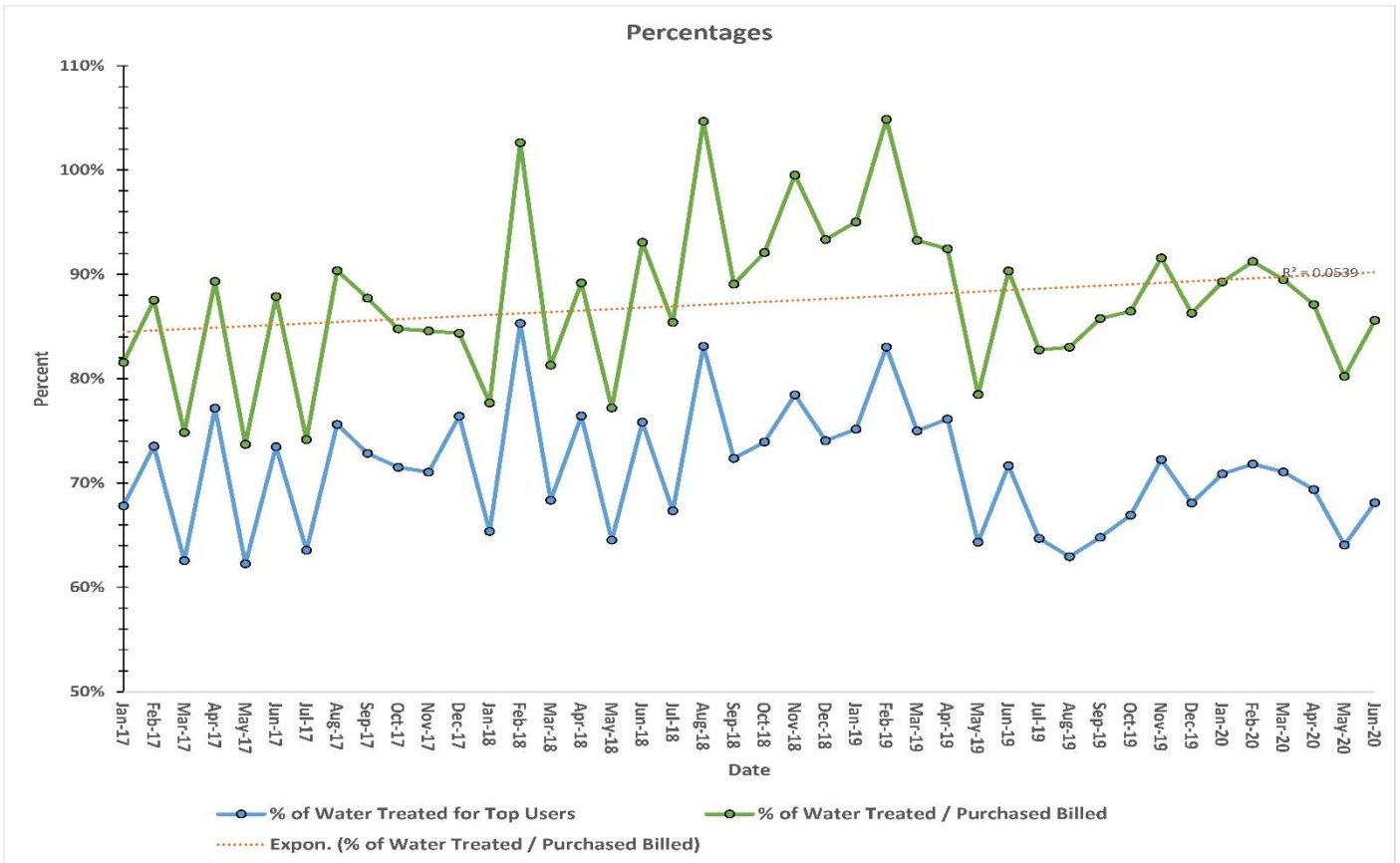
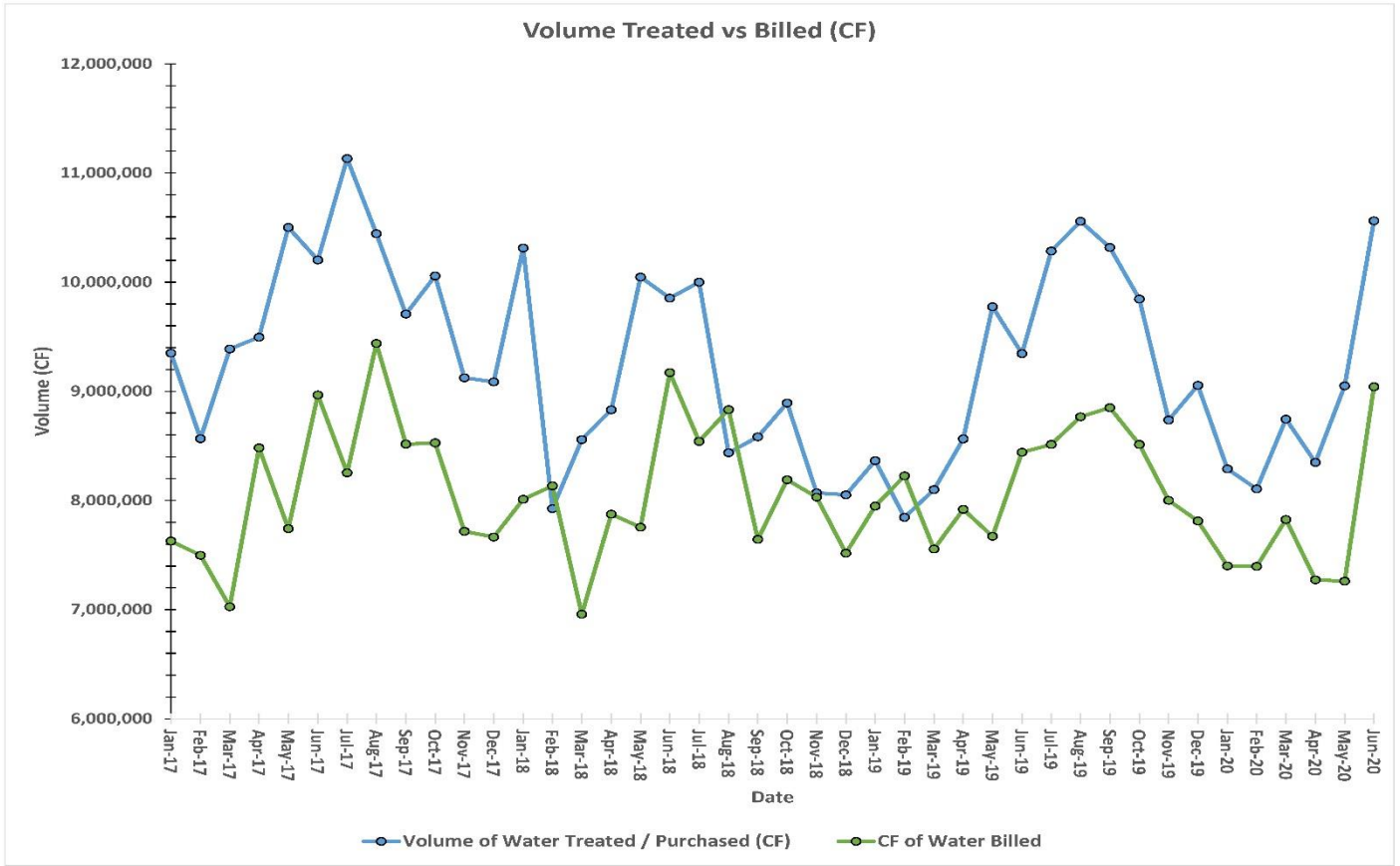


## HRA reimbursements

	LWWC Reimbursed Employees	Budgeted Amount	Under (Over) Budget
<b>FY19</b>	\$ 3,265.00	\$ 25,000.00	\$ 21,734.96
7/31/2019	\$ 75.00	\$ 2,083.33	\$ 2,008.33
8/31/2019	\$ 575.00	\$ 2,083.33	\$ 1,508.33
9/30/2019	\$ 105.00	\$ 2,083.33	\$ 1,978.33
10/31/2019	\$ 893.92	\$ 2,083.33	\$ 1,189.41
11/30/2019	\$ 115.00	\$ 2,083.33	\$ 1,968.33
12/31/2019	\$ 25.00	\$ 2,083.33	\$ 2,058.33
1/31/2020	\$ 50.00	\$ 2,083.33	\$ 2,033.33
2/29/2020	\$ 1,180.00	\$ 2,083.33	\$ 903.33
3/31/2020	\$ 818.93	\$ 2,083.33	\$ 1,264.40
4/30/2020	\$ 1,675.00	\$ 2,083.33	\$ 408.33
5/30/2020	\$ 400.00	\$ 2,083.33	\$ 1,683.33
6/30/2020	\$ 100.00	\$ 2,083.33	\$ 1,983.33
<b>TOTAL</b>	<b>\$ 6,012.85</b>	<b>\$ 24,999.96</b>	<b>\$ 18,987.11</b>

# Usage Report





June 2020



## Customer Service

Month	New Customers	Final Bill Customers	Complaints		Courtesy Calls		Estimated Calls Received	Disconnects for Non-Pymt
			Frozen/ Busted Lines	Low Pressure/ Other	High Usage	Non-Pymt		
CY 2018	457	501	51	22	525	200	5400	228
Jan. 2019	42	52	0	0	42	14	400 +/-	14
Feb	34	49	2	200 +/-	55	13	535 +/-	19
March	33	52	2	0	25	10	375 +/-	15
April	30	31	0	0	50	25	400+	17
May	39	57	0	2	60	15	290+	12
June	37	62	0	24	96	14	417 +/-	28
July	44	62	0	24	71	32	633 +/-	26
August	41	55	0	75	70	19	755 +/-	19
September	41	39	0	3	76	20	700	20
October	34	39	0	31	67	20	630 +/-	24
November	32	47	2	0	55	20	585 +/-	14
December	28	33	0	0	41	15	550 +/-	30
January '20	35	52	0	0	52	32	553 +/-	35
February	30	36	1	0	30	23	496 +/-	22
March-Covid19	40	38	0	3	40	50	400 +/-	0
April-Covid19	40	39	0	5	37	140	828 +/-	0
May-Covid19	28	35	0	1	45	130	683 +/-	0
June-Covid19	45	51	0	0	86	120	803 +/-	0



Operational Challenges

## **Separation of Duties**

Other Misc Office Items

## Regulatory Report

### Regulatory Summary

#### **June 2020 Samples**

**BAC-T - No bacteria present**

**Crypto - No Samples scheduled during this period**

**Fluoride - All within Acceptable range**

**THM/HAA – All within Acceptable range**

**HPC - No Samples scheduled during this period**

**Inorganics - No Samples scheduled during this period**

**Nitrate - No Samples scheduled during this period**

**Secondary - No Samples scheduled during this period**

**SOC - No Samples scheduled during this period**

**Sodium - No Samples scheduled during this period**

**TOC - All within Acceptable range**

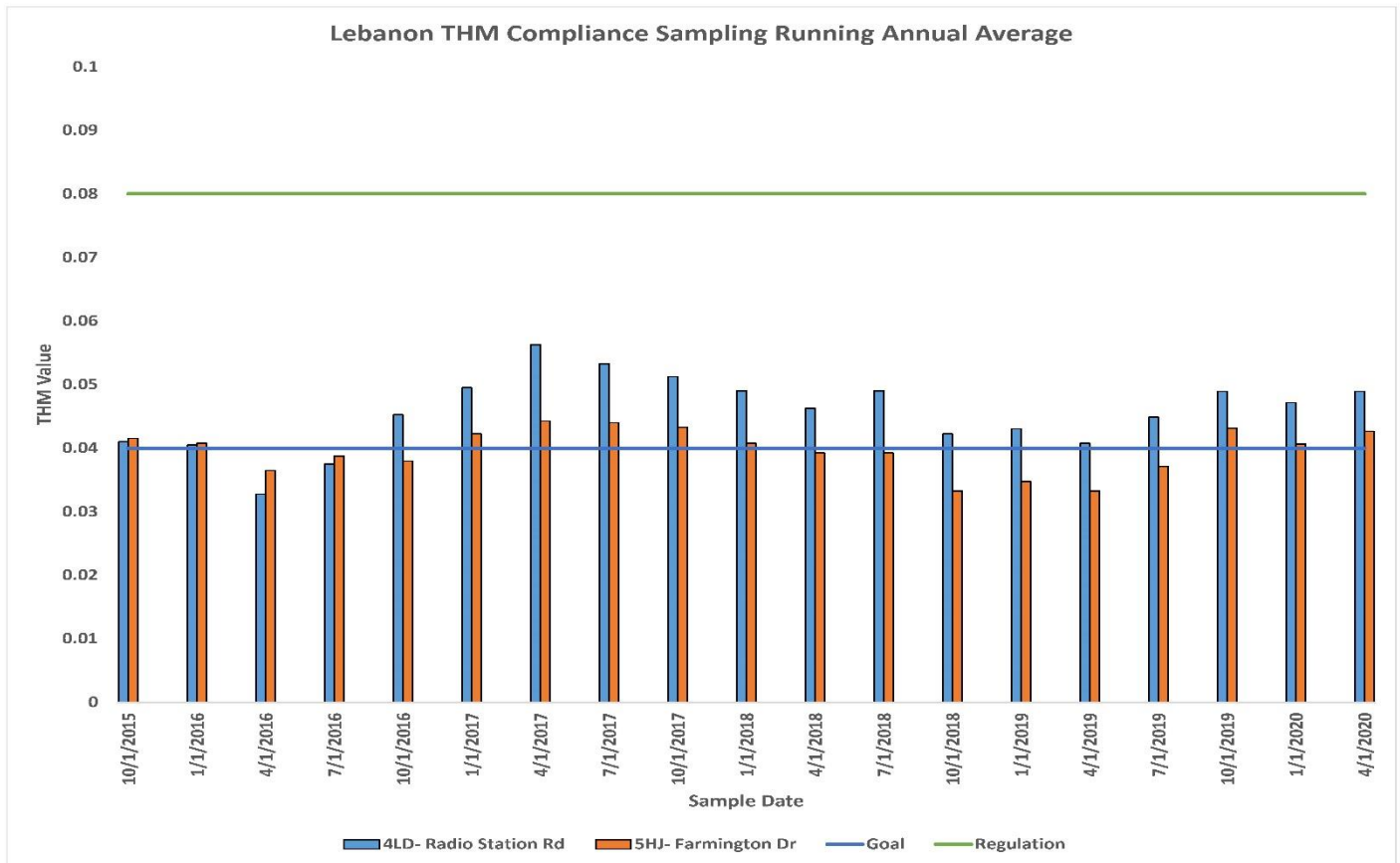
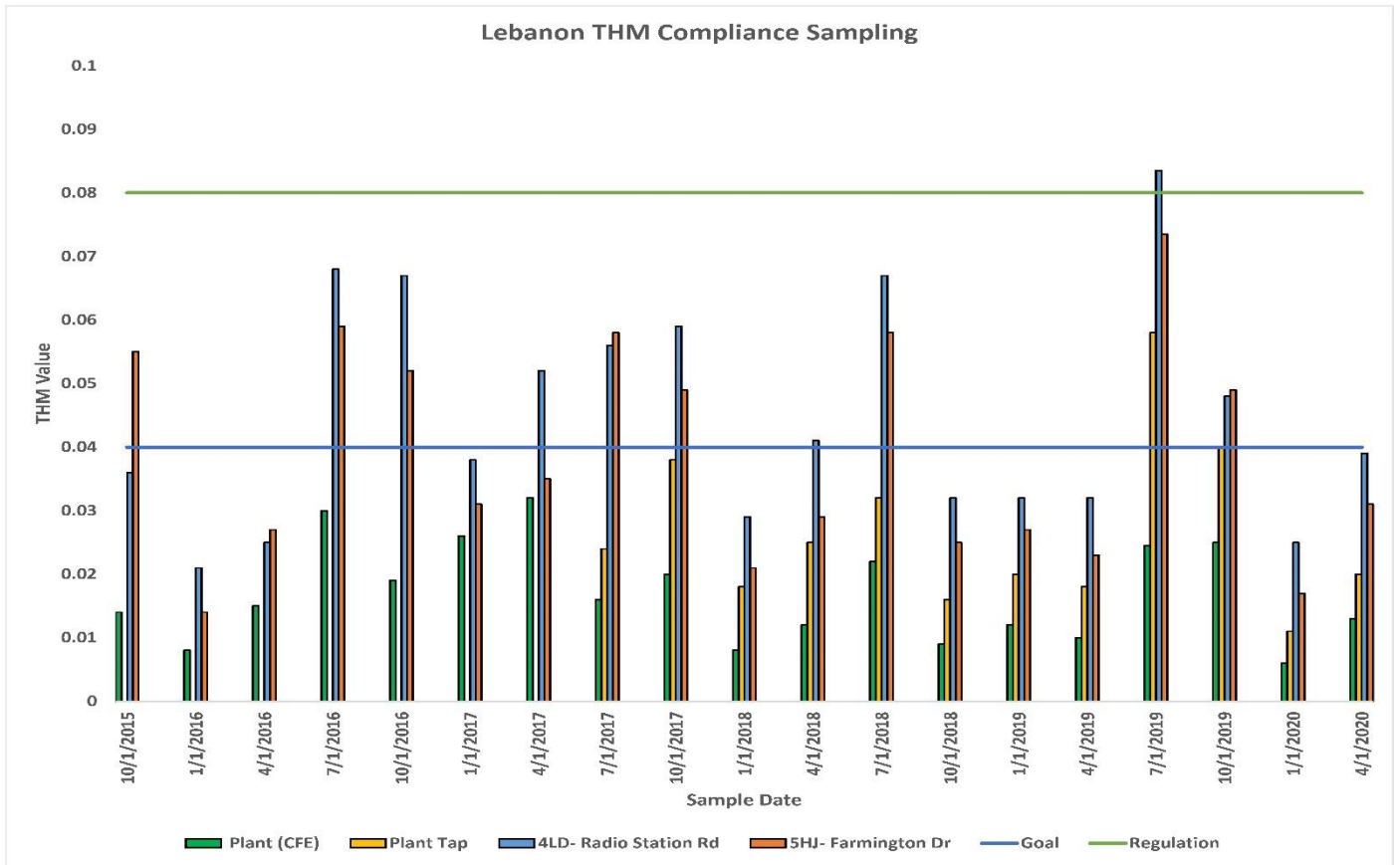
**VOC - No Samples scheduled during this period**

**Monthly DMR (Backwash) - All within Acceptable range**

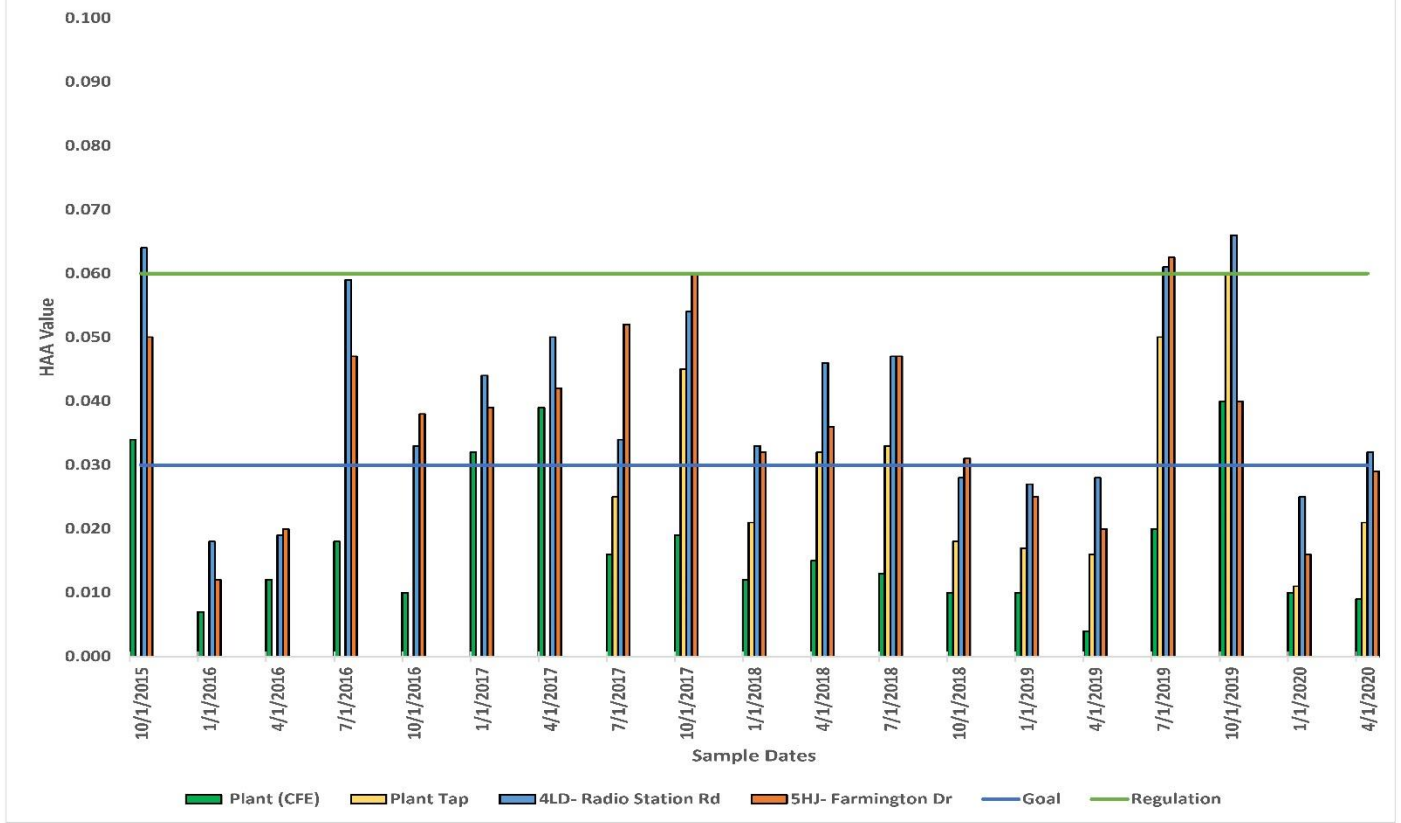
**Asbestos - No Samples scheduled during this period**

**Rad - No Samples scheduled during this period**

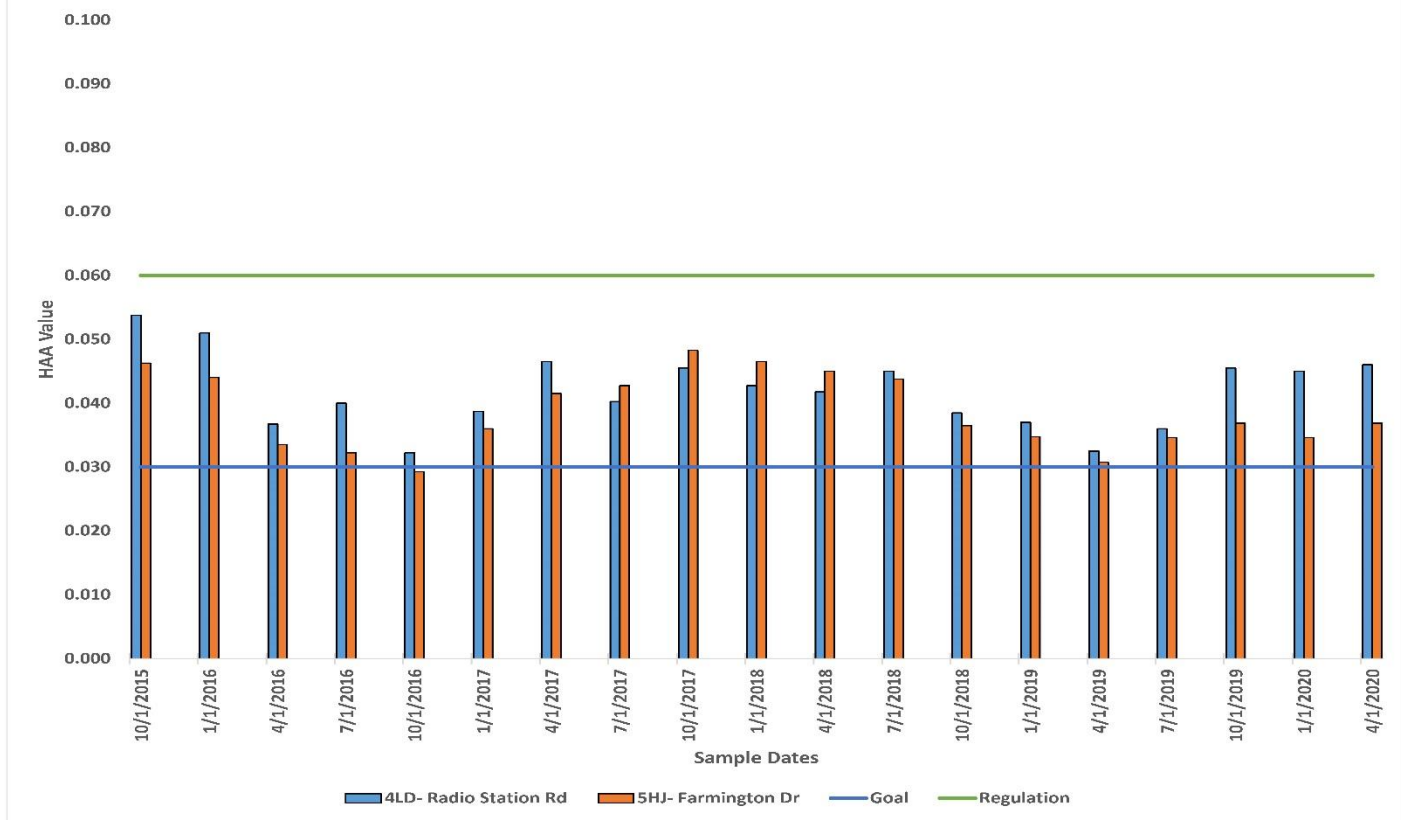
# Lebanon Water Works Stage II DBP Samples



Lebanon HHA Compliance Sampling

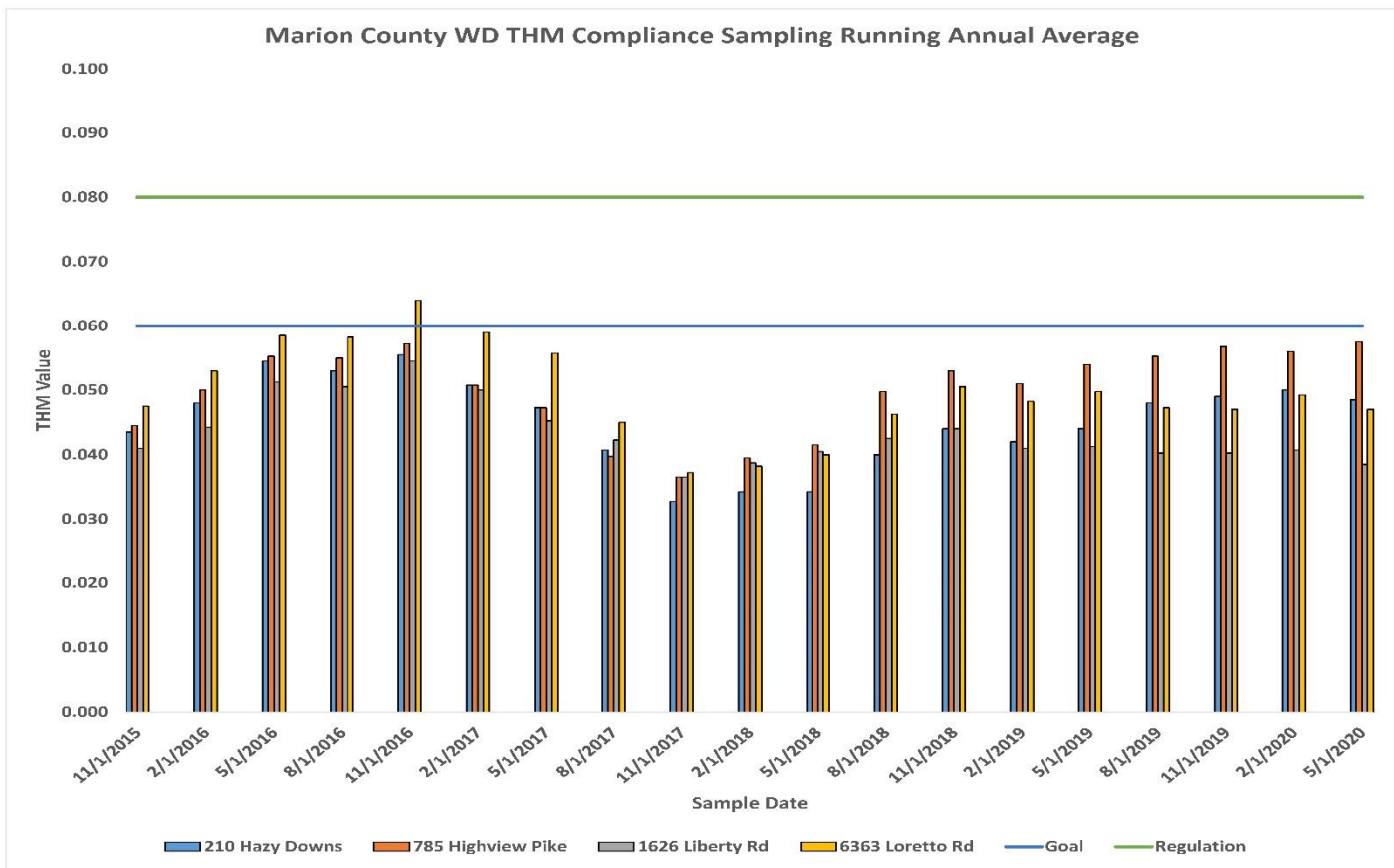
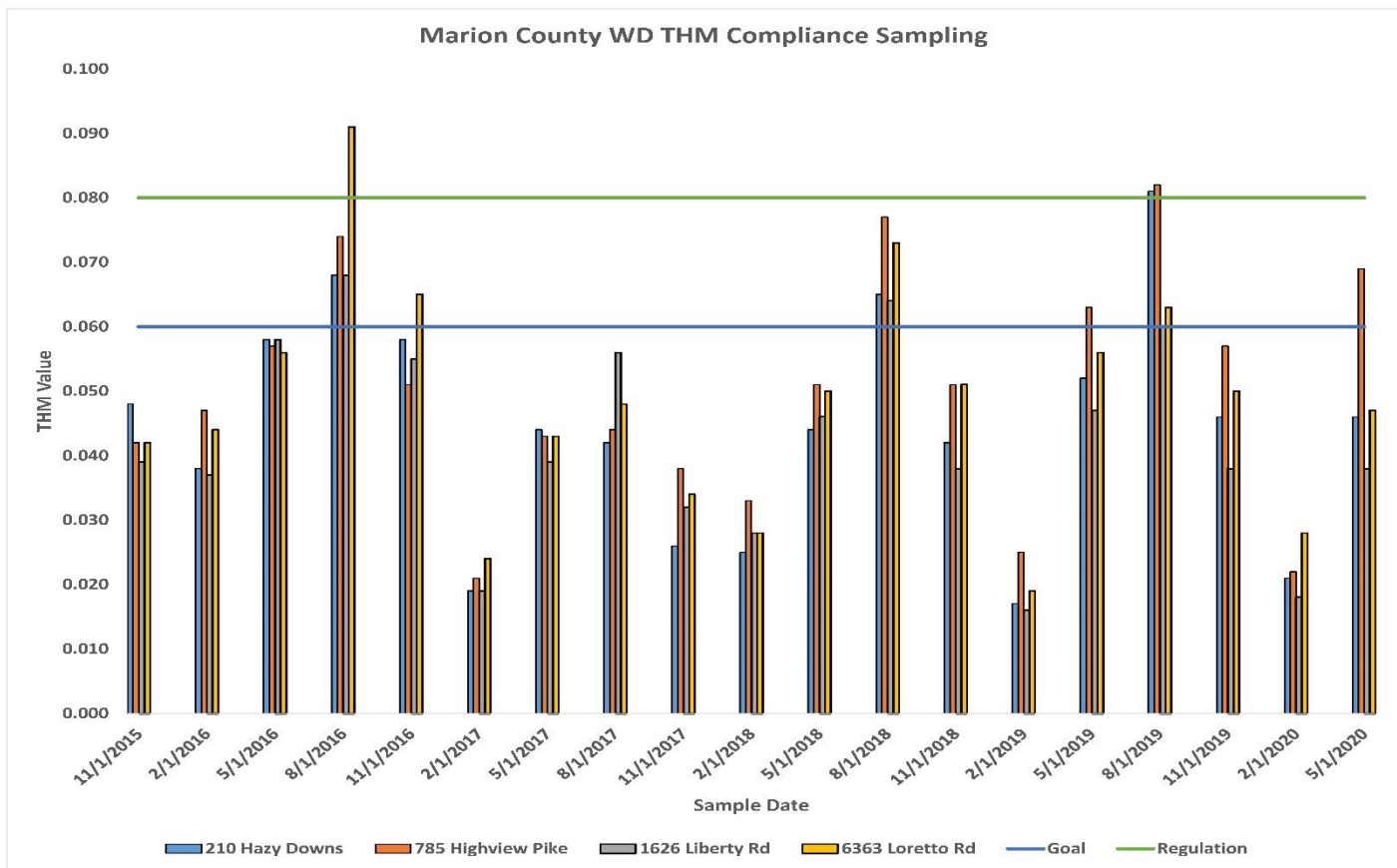


Lebanon HHA Compliance Sampling Running Annual Average

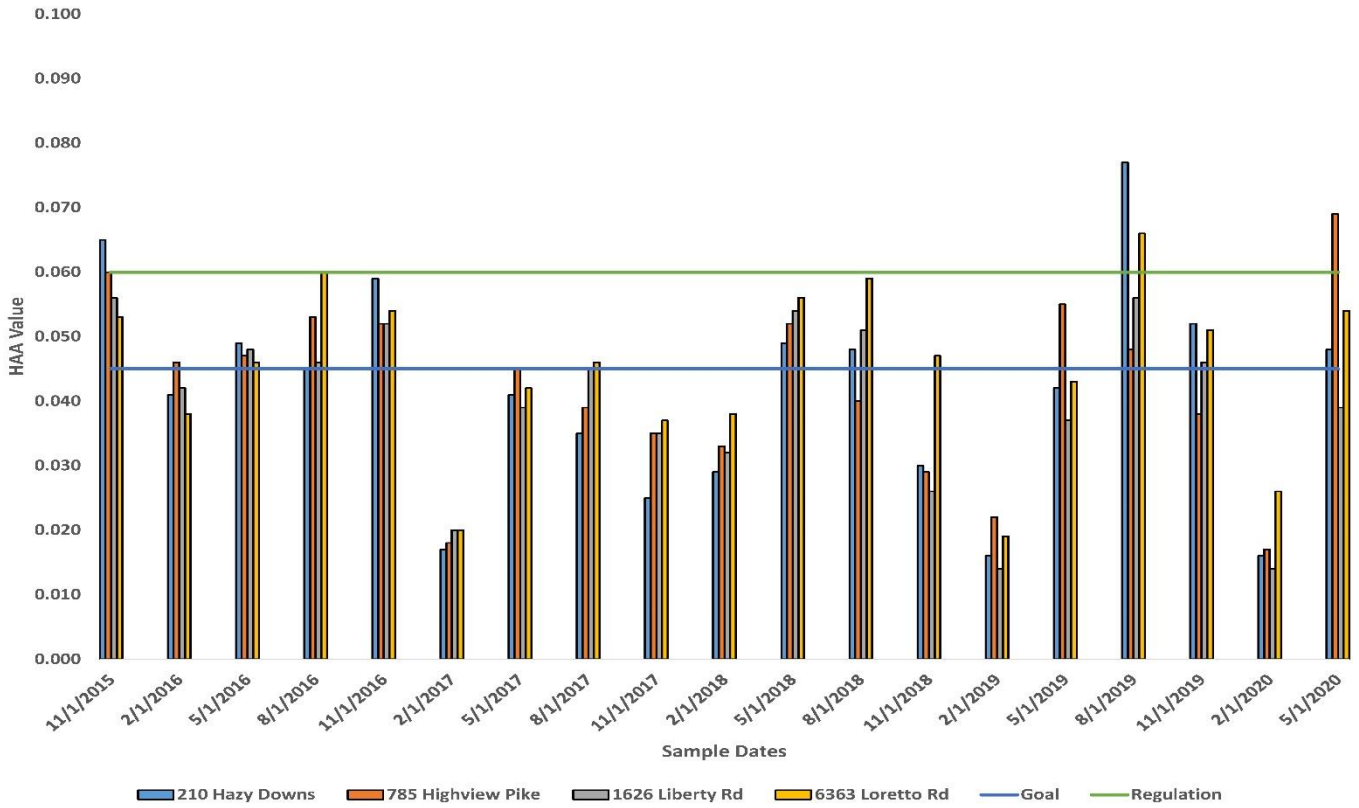




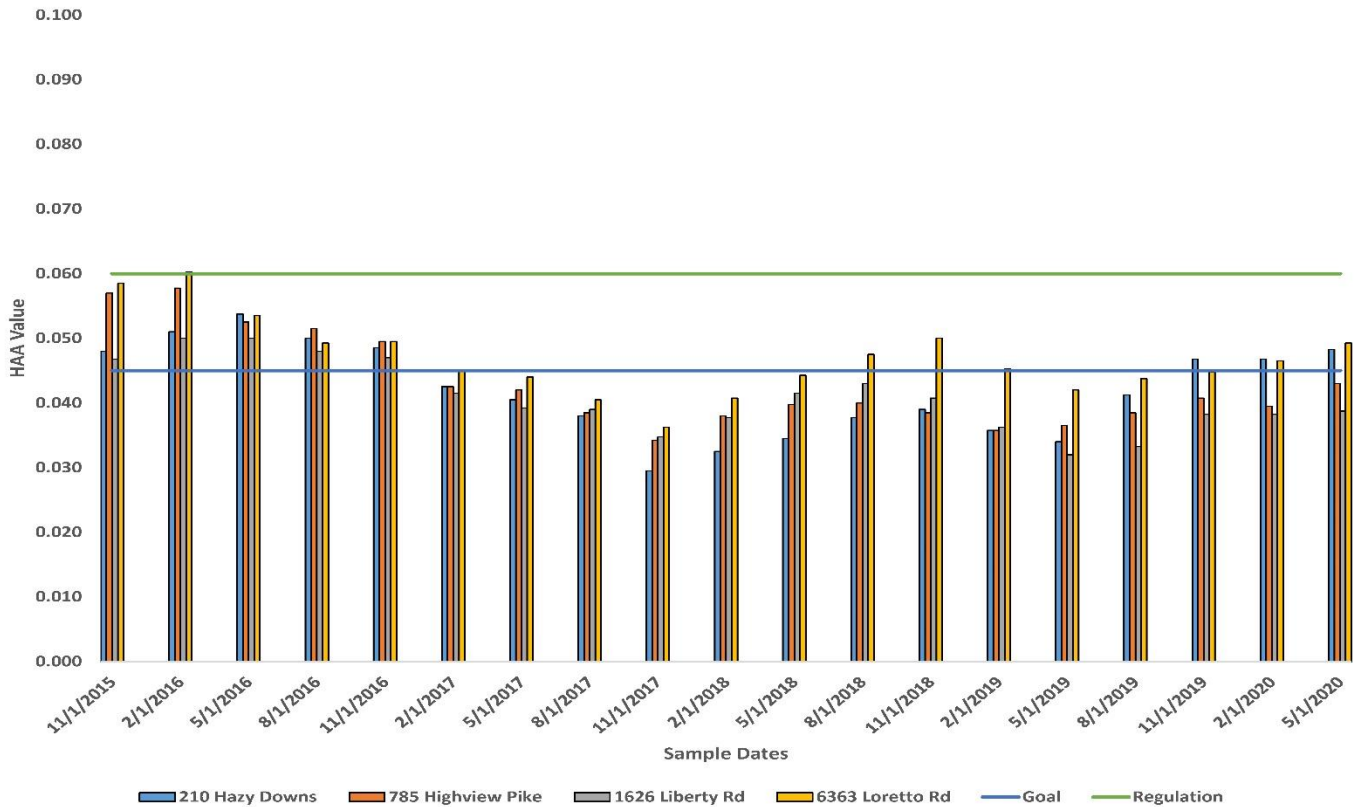
# Marion County WD Stage II DBP Samples



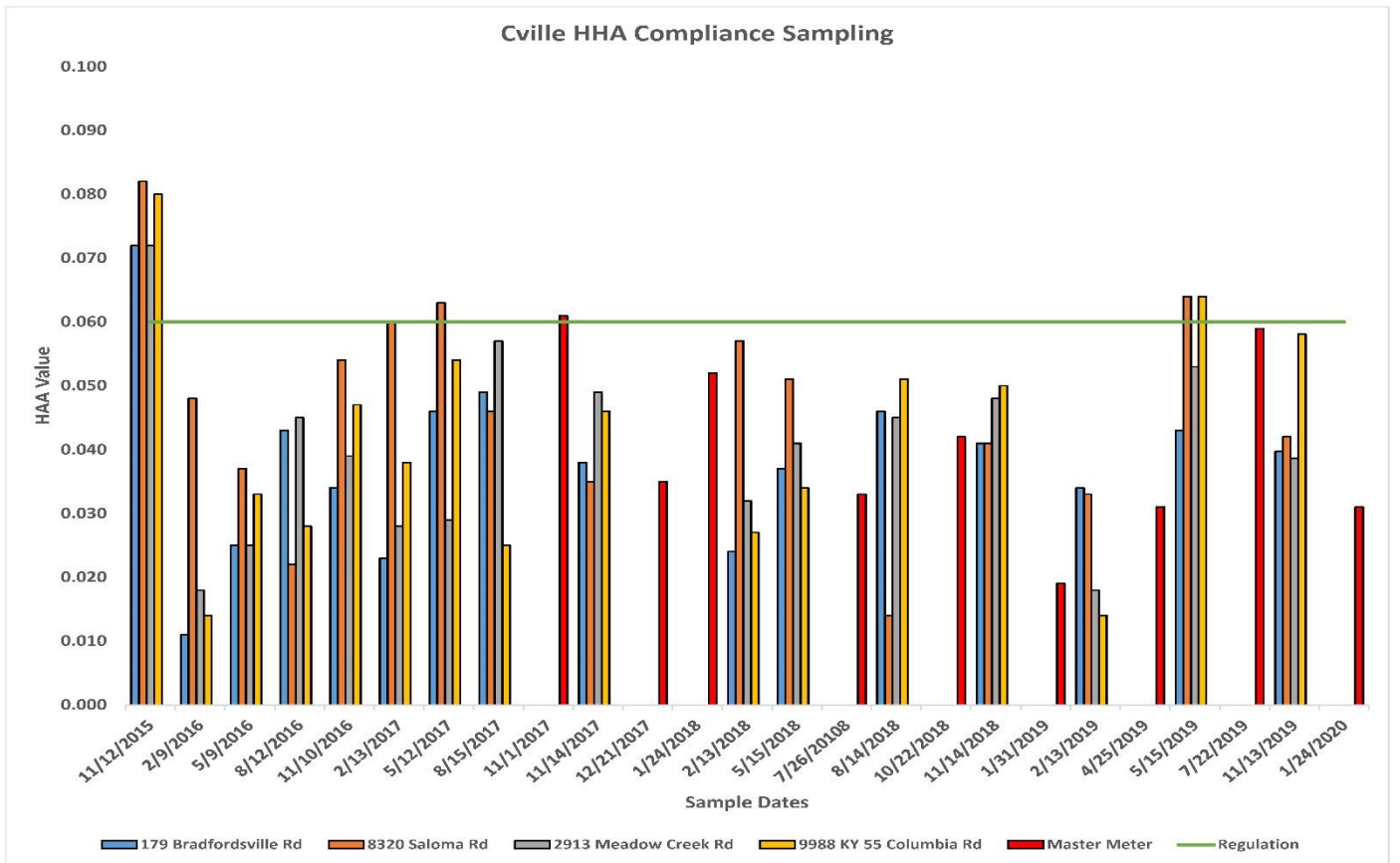
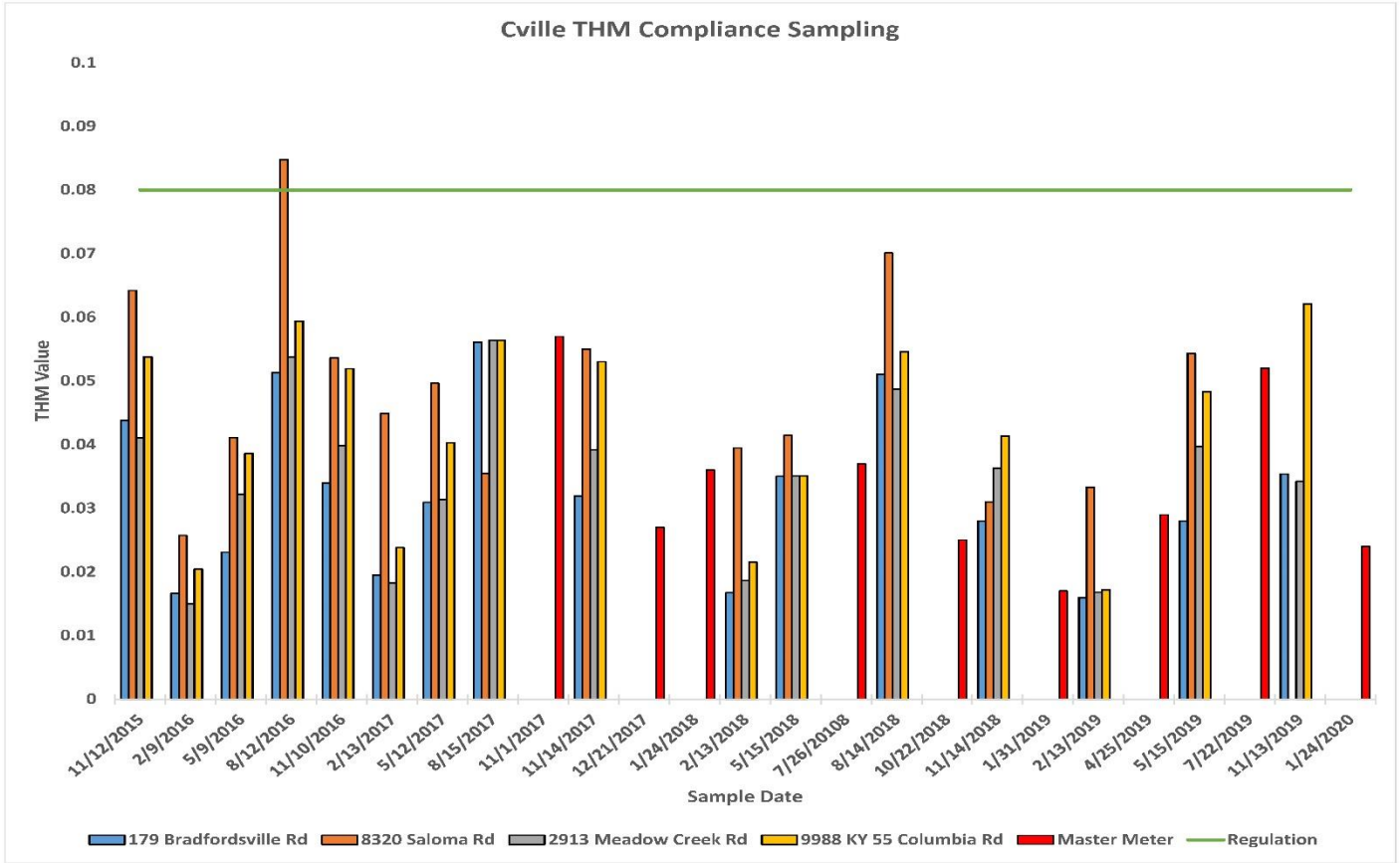
Marion County WD HHA Compliance Sampling



Marion County WD HHA Compliance Sampling Running Annual Average



Campbellsville Water Stage II DBP Samples



## Annual Corporate Goals

### Safety Goals

#### **As of June 2020**

# of OSHA Recordable Injuries = 0

# of Lost Days due to Injury = 0

# of Preventable Vehicular Accidents = 1

### Regulatory Goals

#### **As of June 2020**

# of Non Reporting related NOV's = 0

# of Reporting related NOV's = 0

# of Samples out of Compliance = 0

# of Free Chlorine Readings below 0.20 = 0

# of DBP Samples out of Compliance for Marion County Water District = 0

### Operational Expense Goals

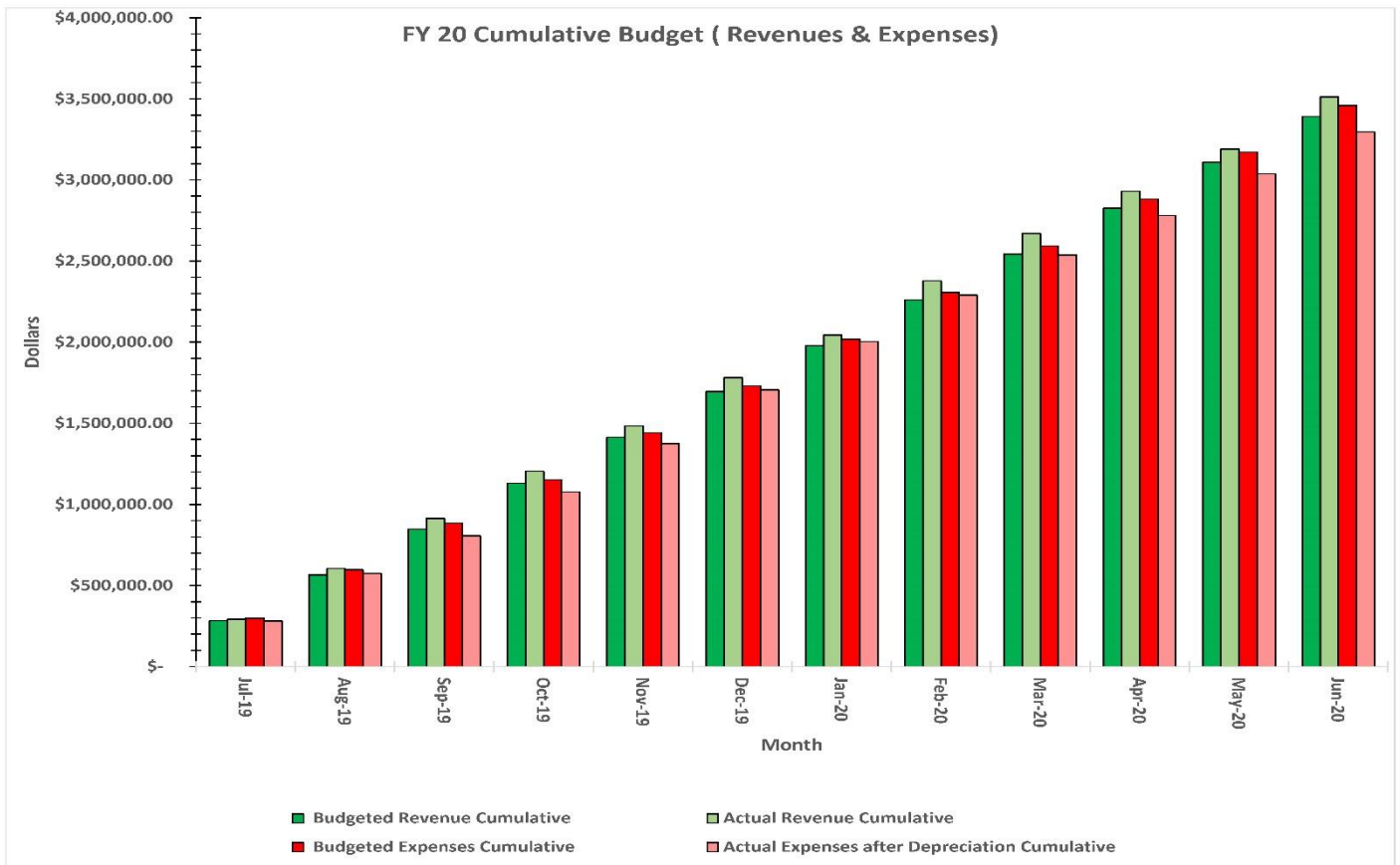
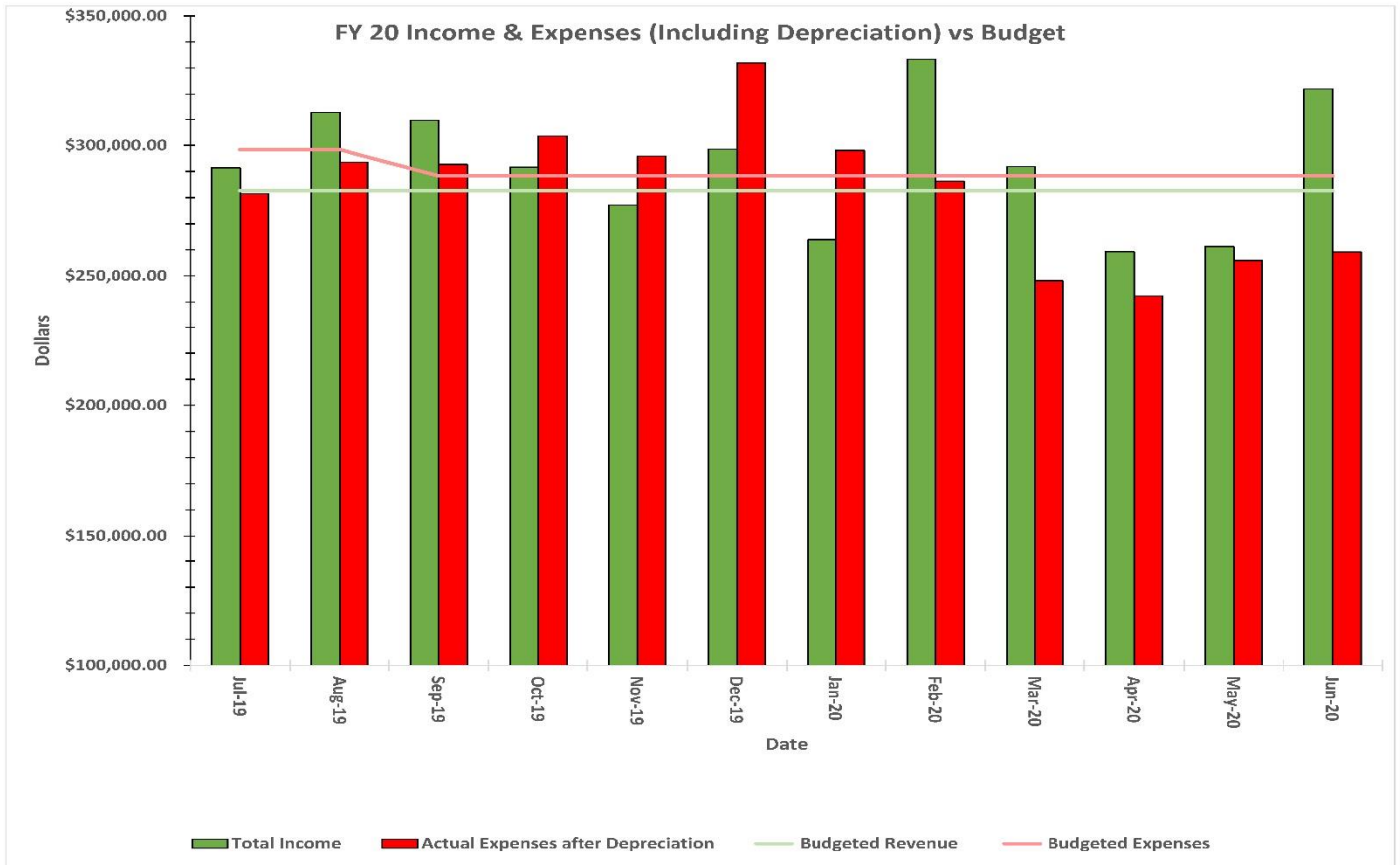
#### **As of June 2020**

% Backwash Savings at the plant compared to FY17 = 66%

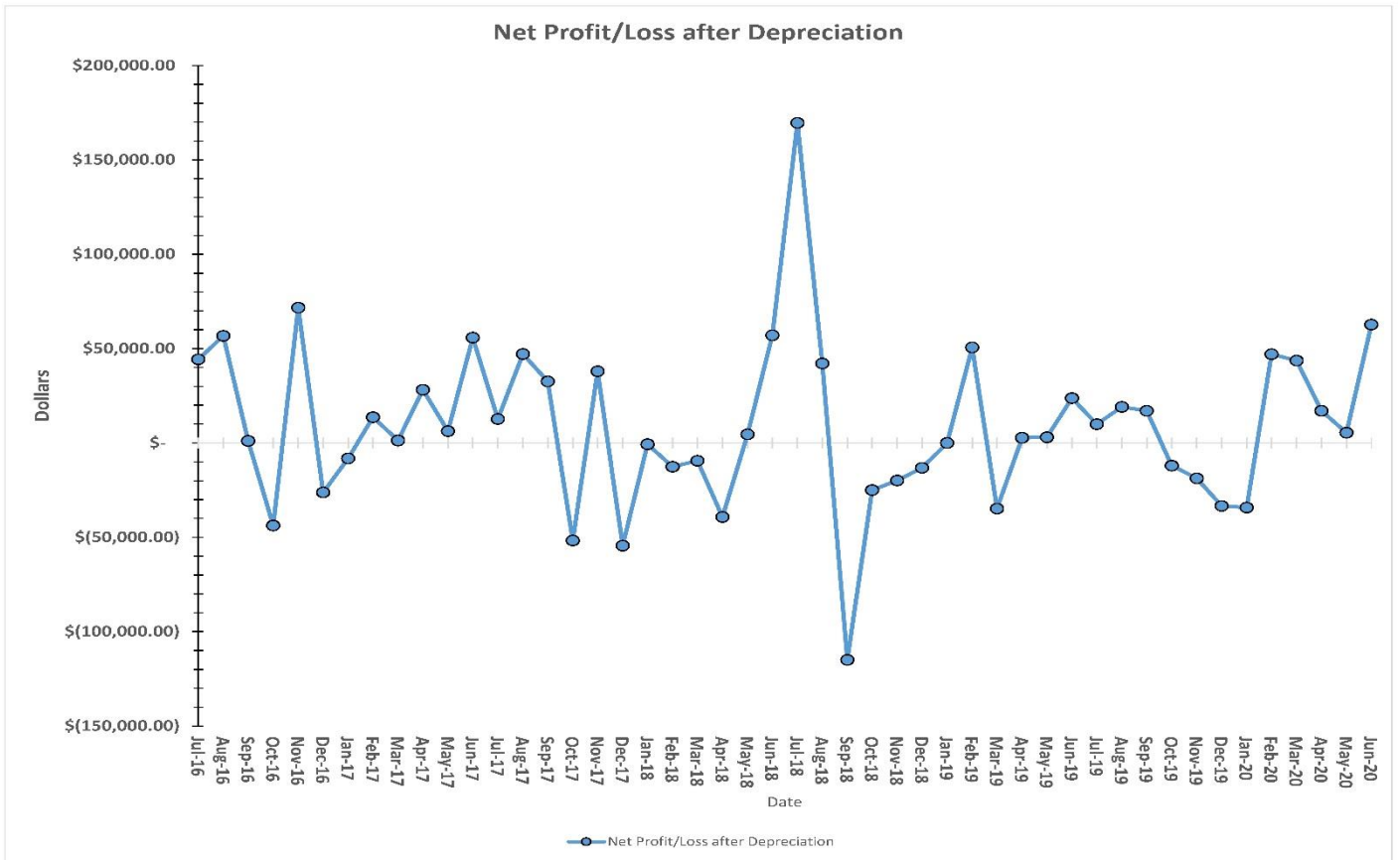
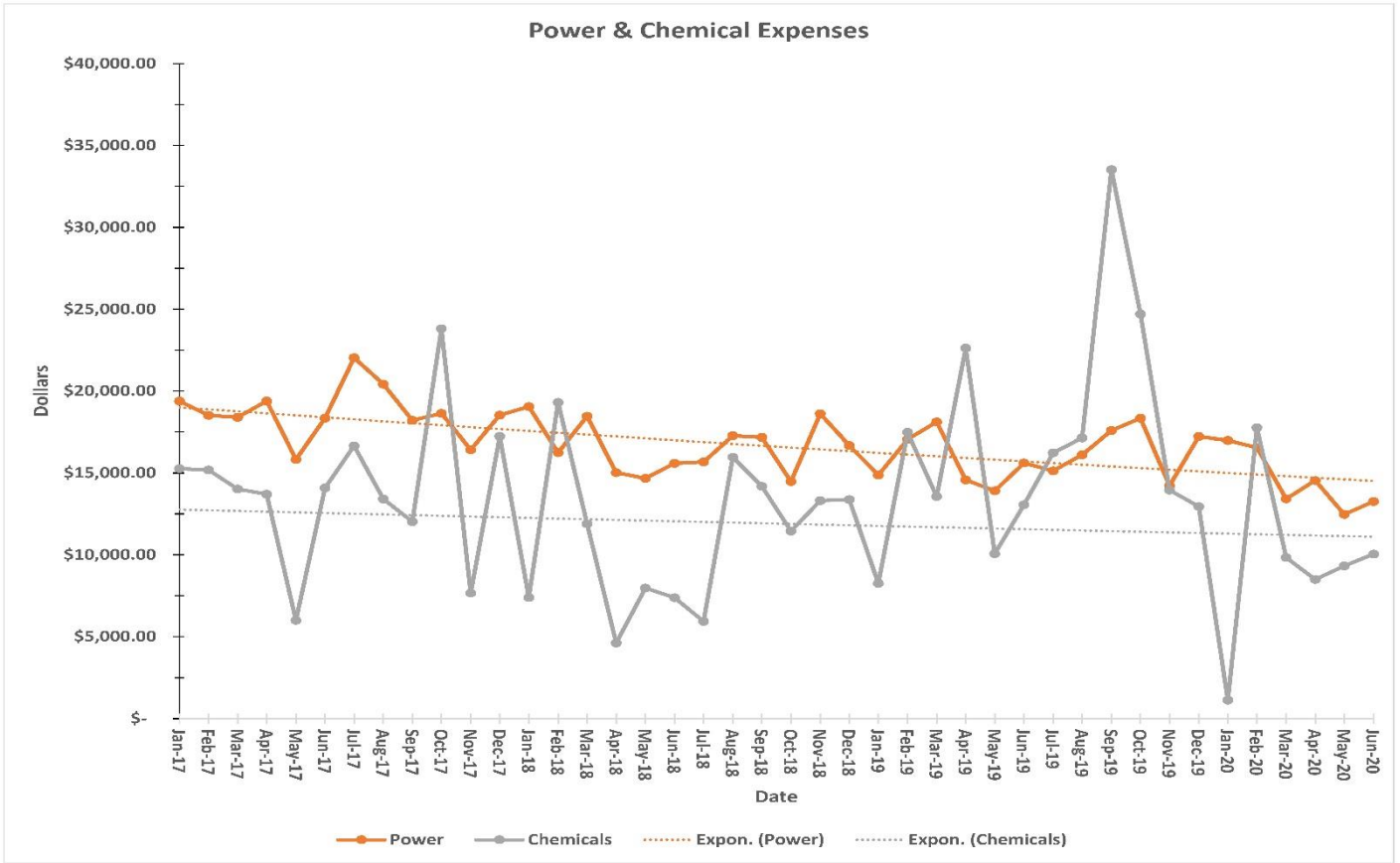
% Chemical Savings at the plant compared to FY17 = 52.80%

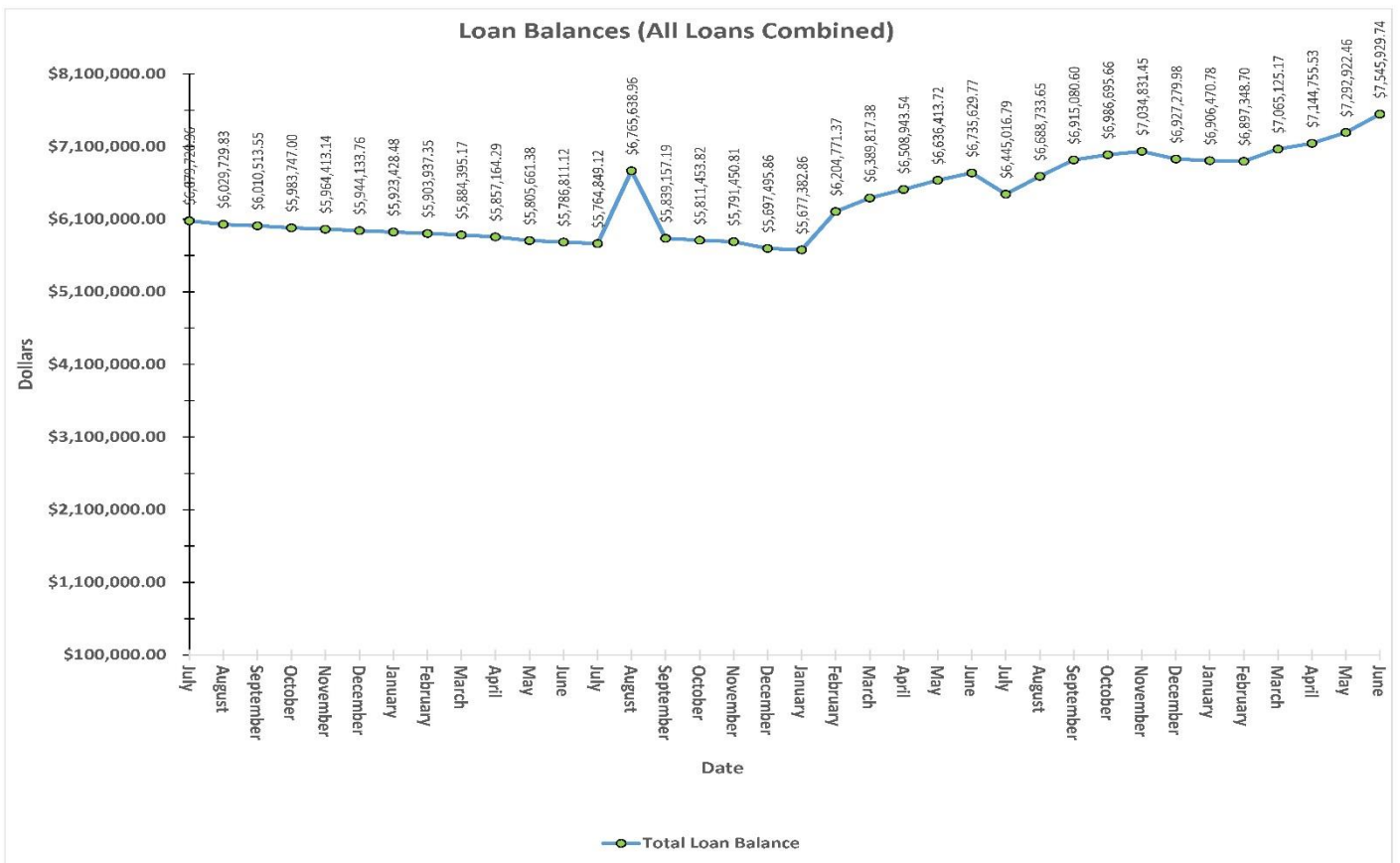
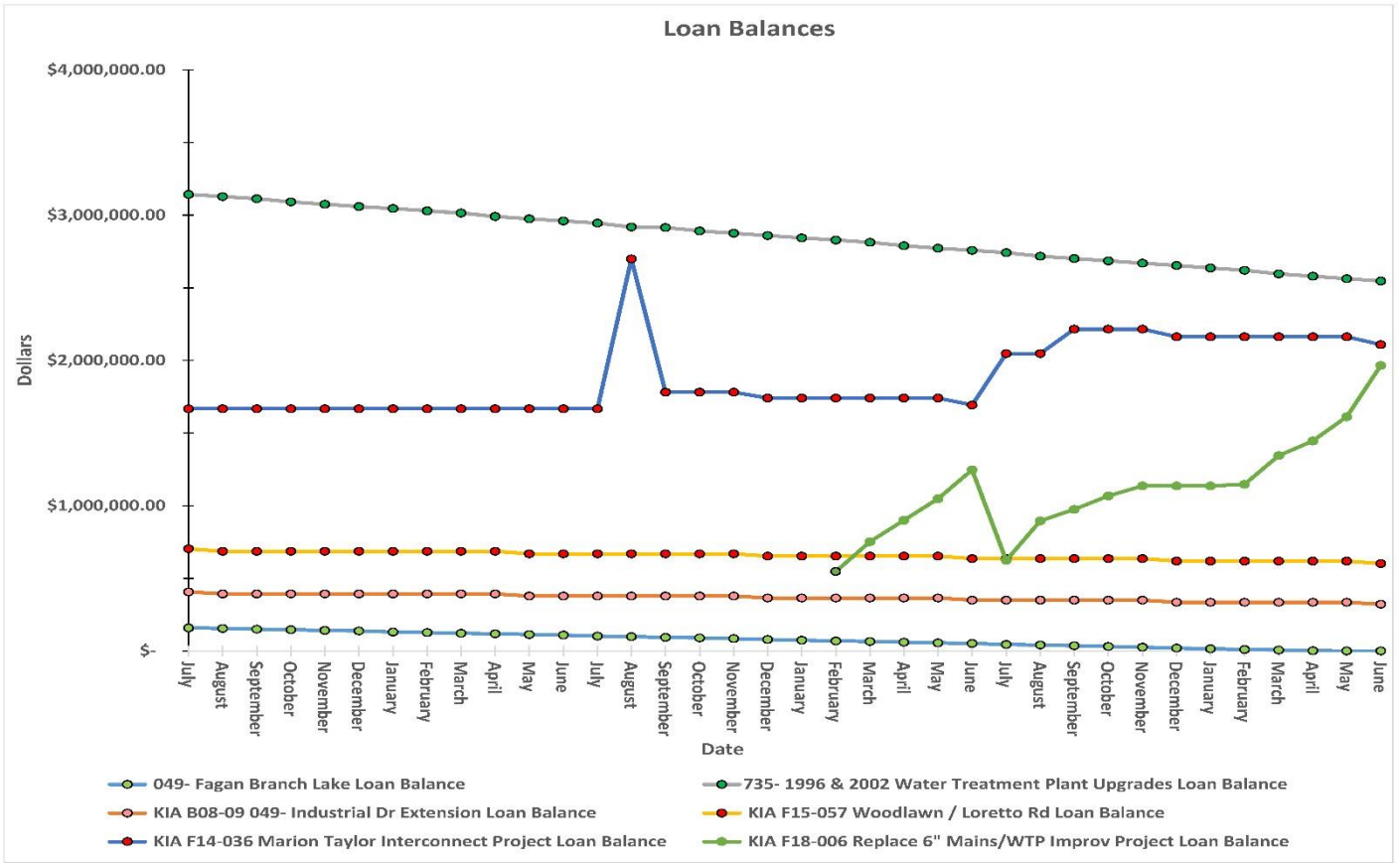
% of actual FY 18 cumulative expenses to actual revenue = 80.50%

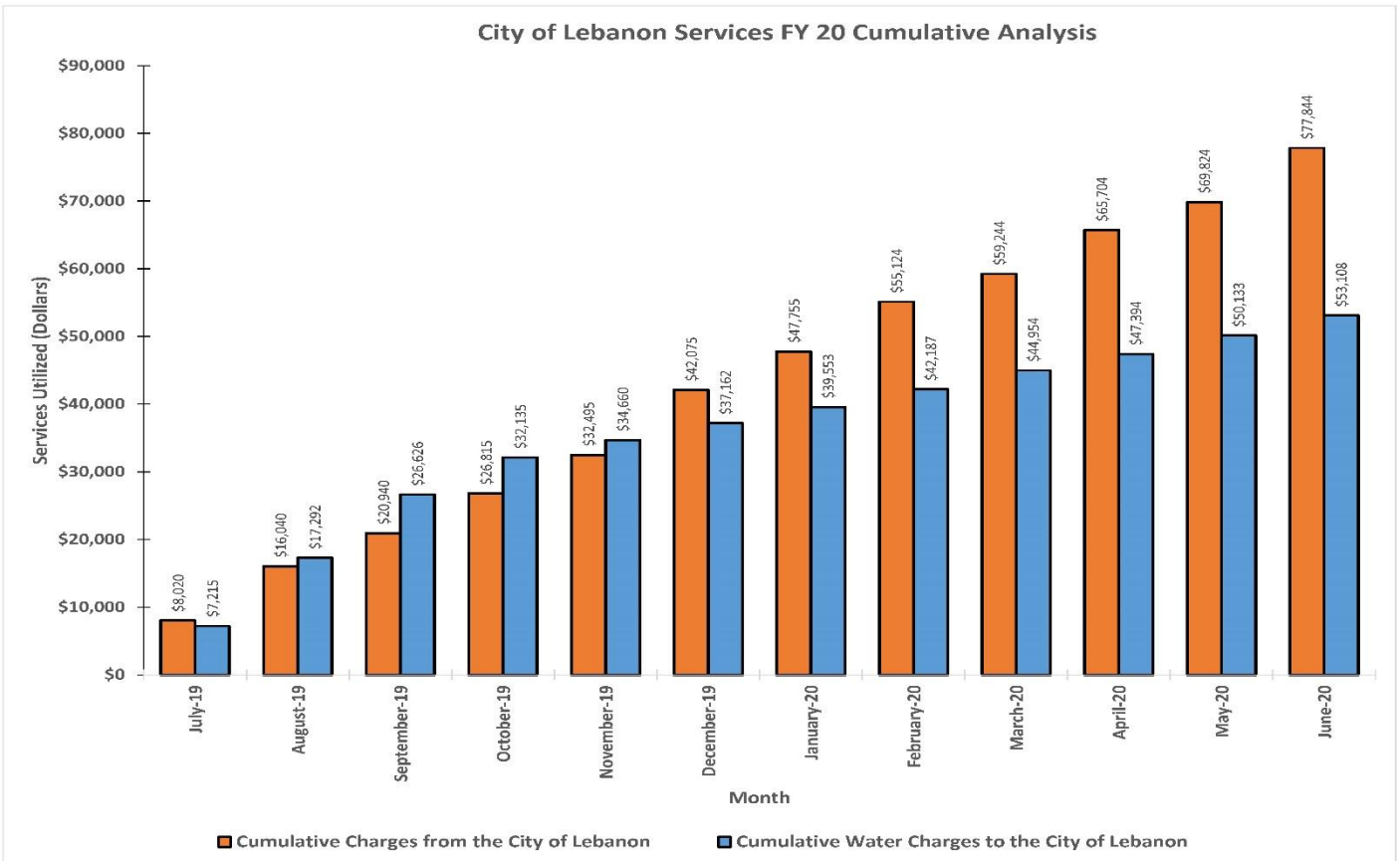
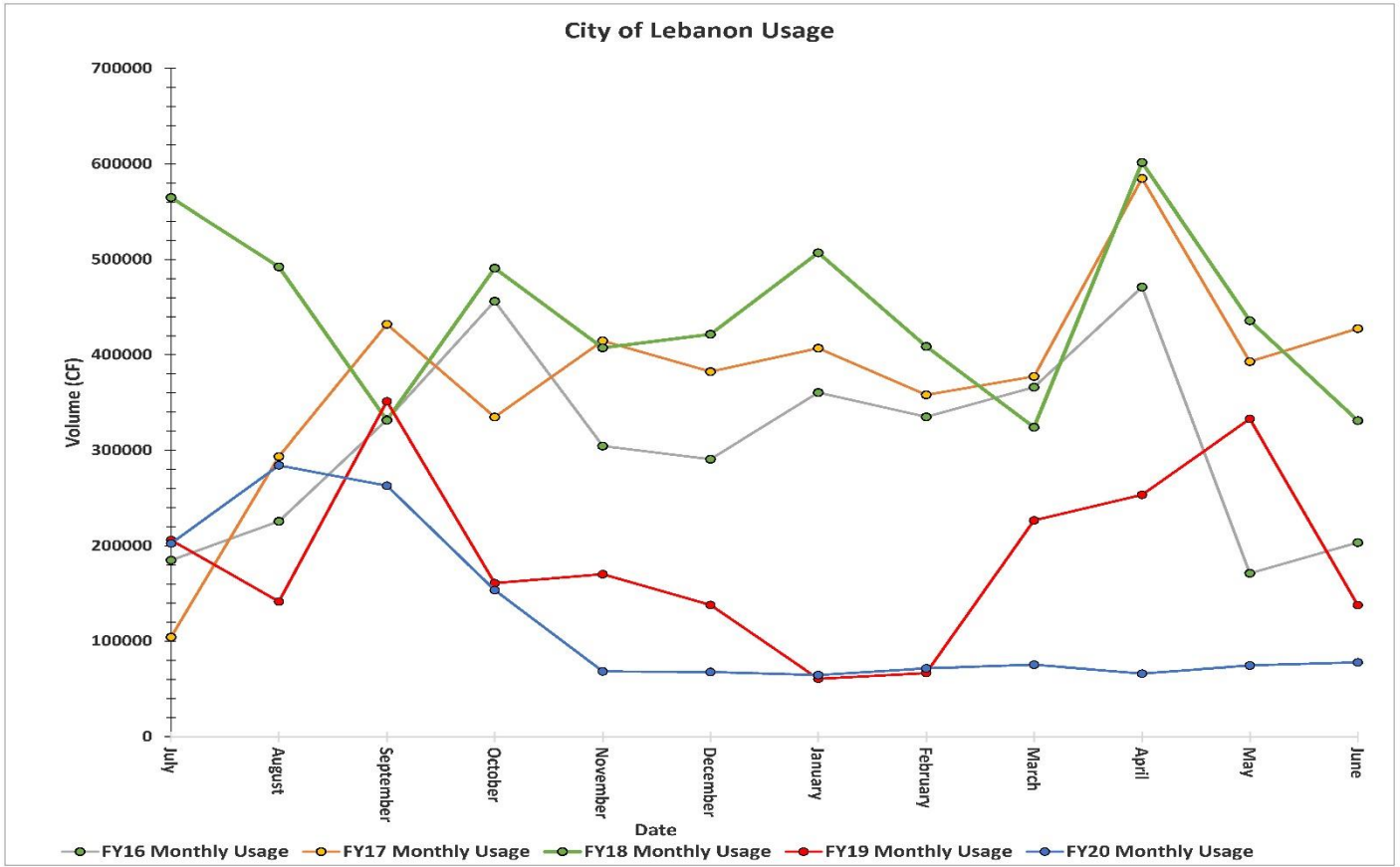
# Financial Report











**Lebanon Water Works Company, Inc.  
Budget Report**

Year: 2020  
 Period: June  
 Period Begin: 06/01/20  
 Period End: 06/30/20  
 Budget Amounts: Original

Account	June Balance	June Budget	% Variance	Current YTD Balance	YTD Budgeted Balance	% Variance
<b>Revenues</b>						
00401-0000	Penalties	(\$14.40)		37,298.19	26,700.00	40
00405-0000	Residential/Small Business Sales	\$75,177.06	-101	806,683.90	752,455.00	7
00405-0001	Commercial Sales	\$16,750.75	20	178,448.65	173,172.00	3
00405-0002	MCWD Sales	\$186,811.50	16	1,842,936.69	1,760,032.00	5
00405-0003	Public Sales	\$2,975.26	27	53,107.80	90,450.00	-41
00406-0000	Industrial Sales	\$34,531.05	-61	446,791.70	518,615.00	-14
00407-0000	Miscellaneous Water Sales	\$0.00	-20	915.92	0.00	N/A
00408-0000	Water Taps	\$0.00	N/A	24,300.00	18,000.00	35
00409-0000	Developer Contributions - Income	\$4,536.34	-100	94,910.41	24,000.00	295
00410-0000	Gain on Sale of Assets	\$0.00	127	0.00	0.00	N/A
00411-0000	Other Miscellaneous Income	\$0.00	N/A	0.50	0.00	N/A
00412-0000	Interest Income - CD's	\$0.00	N/A	12,627.14	12,750.00	-1
00413-0000	Interest Income - NOW Account	\$47.77	-100	978.96	1,560.00	-37
00415-0000	Interest Income - Bond Issues	\$6.89	-63	516.88	780.00	-34
00417-0000	Grant Funds	\$0.00	-89	0.00	0.00	N/A
00417-0005	Sale of Surplus Property	\$0.00	N/A	0.00	0.00	N/A
00418-0000	Rental House Income - Calvary	\$0.00	N/A	0.00	0.00	N/A
00420-0000	Garbage Fees	\$1,119.86	N/A	12,882.15	12,360.00	4
00430-0001	Debt Forgiveness	\$0.00	9	0.00	0.00	N/A
<hr/>						
Sub-Total Revenues	\$321,942.08	\$282,572.87	14	3,512,398.89	3,390,874.00	4

00500-0000	Purchased Water-Cville Water & Sewer	\$29,970.00	-6	337,235.46	382,867.00	-12
00501-0000	Salaries - Gross	\$50,172.44	-16	727,122.42	719,457.00	1
00501-0002	Vac/Pers Accumulated	\$0.00	N/A	0.00	0.00	N/A
00502-0000	Equipment - Tools/Repairs	\$16.49	-92	1,549.28	2,478.00	-37
00503-0000	Fringe Benefits - Employees (hlth ins)	\$0.00	-100	153,363.42	168,023.00	-9
00503-0001	KRS Employer Share	\$14,241.57	-1	166,548.79	173,101.00	-4
00503-0002	Fringe Benefits - Dental Ins	\$349.96	0	4,226.44	4,200.00	1
00503-0003	Fringe Benefits - Vision Ins	\$79.04	-1	954.56	960.00	-1
00503-0004	Fringe Benefits - Life Ins	\$72.54	4	876.06	840.00	4

LisaM



Account	June Balance	June Budget	% Variance	Current YTD Balance	YTD Budgeted Balance	% Variance
00503-0005	\$278.38	\$210.00	33	3,331.53	2,520.00	32
00503-0006	\$100.00	\$2,083.37	-95	6,012.85	25,000.00	-76
00504-0000	\$13,265.50	\$17,833.37	-26	185,895.74	214,000.00	-13
00505-0000	\$10,046.39	\$14,884.62	-33	158,887.55	178,615.00	-11
00505-0001	\$0.00	\$0.00	N/A	4,809.00	0.00	N/A
00506-0001	\$838.13	\$1,128.37	-26	12,115.70	13,540.00	-11
00506-0002	\$7,777.44	\$8,314.62	-6	85,000.37	99,775.00	-15
00506-0003	\$119.67	\$400.00	-70	3,081.13	4,800.00	-36
00506-0004	\$1,586.03	\$1,114.13	42	15,709.87	13,370.00	18
00506-0006	\$0.00	\$500.00	-100	8,503.12	6,000.00	42
00506-0007	\$4,080.00	\$9,166.63	-55	70,335.00	110,000.00	-36
00506-0008	\$162.51	\$850.00	-81	2,079.51	10,200.00	-80
00507-0001	\$2,555.40	\$2,443.37	5	31,455.79	29,320.00	7
00507-0005	\$61.77	\$285.00	-78	875.41	3,420.00	-74
00508-0000	\$73.42	\$885.00	-92	5,409.47	10,620.00	-49
00509-0000	\$7,910.94	\$6,250.00	27	85,605.34	75,000.00	14
00509-0001	\$0.00	\$0.00	N/A	707.67	0.00	N/A
00510-0000	\$6,335.25	\$3,333.37	90	38,934.02	40,000.00	-3
00510-0001	\$0.00	\$636.63	-100	7,904.10	7,640.00	3
00511-0000	\$0.00	\$983.37	-100	7,111.07	11,800.00	-40
00512-0000	\$538.14	\$1,464.62	-63	12,252.68	17,575.00	-30
00513-0000	\$4,120.59	\$5,015.88	-18	54,079.71	60,191.00	-10
00514-0000	\$3,317.69	\$0.00	N/A	2,016.50	0.00	N/A
00515-0000	\$3,655.40	\$4,586.50	-20	53,063.55	55,038.00	-4
00516-0000	\$0.00	\$200.00	-100	6,246.97	2,400.00	160
00517-0001	\$451.59	\$775.00	-42	9,643.81	9,300.00	4
00517-0002	\$216.83	\$500.00	-57	12,897.07	6,000.00	115
00518-0000	\$4,241.81	\$1,456.63	191	15,637.47	17,480.00	-11
00519-0000	\$65.46	\$125.87	-48	1,520.00	1,510.00	1
00520-0001	\$2,507.68	\$2,666.50	-6	35,932.54	31,998.00	12
00520-0002	\$3,003.99	\$3,587.50	-16	46,463.87	43,050.00	8
00520-0003	\$1,304.07	\$845.87	54	8,490.05	10,150.00	-16
00525-0000	\$2,313.00	\$1,700.00	36	32,531.32	20,400.00	59
00525-0005	\$1,370.00	\$2,000.00	-32	15,557.50	24,000.00	-35
00526-0000	\$862.16	\$1,000.00	-14	13,372.25	12,000.00	11
00531-0000	\$54,726.64	\$54,725.38	0	656,705.00	656,705.00	0

LisaM



Account	June Balance	June Budget	% Variance	Current YTD Balance	YTD Budgeted Balance	% Variance
00532-0000	\$0.00	\$0.00	N/A	150.00	0.00	N/A
00535-0000	\$6,300.00	\$1,050.00	500	12,600.00	12,600.00	0
00536-0000	\$0.00	\$98.88	-100	930.21	1,187.00	-22
00538-0000	\$1,272.00	\$1,250.00	2	13,420.00	15,000.00	-11
00539-0000	\$0.00	\$90.00	-100	261.40	1,080.00	-76
00541-0000	\$11,115.89	\$10,121.12	10	127,655.53	121,453.00	5
00542-0000	\$0.00	\$0.00	N/A	0.00	0.00	N/A
00545-0000	\$0.00	\$0.00	N/A	0.00	0.00	N/A
00546-0000	\$4,849.99	\$659.75	624	11,554.31	8,037.00	44
00546-0001	\$116.08	\$525.00	-78	7,490.67	6,300.00	19
00546-0002	\$712.68	\$804.13	-11	7,701.56	9,650.00	-20
00546-0003	\$674.82	\$726.50	-7	11,549.79	8,718.00	32
00546-0004	\$1,334.34	\$0.00	N/A	574.34	0.00	N/A
Sub-Total Expenses	\$259,163.72	\$288,280.85	-10	3,295,938.77	3,459,368.00	-5
Net Revenues	\$62,778.36	(\$5,707.98)	< -999	216,460.12	(68,494.00)	-416

**Lebanon Water Works Company, Inc.**  
**Profit & Loss Statement**

Current Year: 2020  
 Comparative Year: 2019  
 Period: June  
 Period Begin: 06/01/20  
 Period End: 06/30/20

Account	Title	Current Period	Comparative Period	% Variance	Current YTD Balance	Comparative YTD Balance	% Variance
<b>Income</b>							
00401-0000	Penalties	(\$14.40)	\$3,092.66	-100	37,298.19	39,157.83	-5
00405-0000	Residential/Small Business Sales	\$75,177.06	\$65,515.24	15	806,683.90	757,716.78	6
00405-0001	Commercial Sales	\$16,750.75	\$14,604.35	15	178,448.65	173,859.40	3
00405-0002	MCWD Sales	\$186,811.50	\$152,696.43	22	1,842,936.69	1,725,943.38	7
00405-0003	Public Sales	\$2,975.26	\$0.00	N/A	53,107.80	0.00	N/A
00406-0000	Industrial Sales	\$34,531.05	\$45,324.53	-24	446,791.70	521,153.96	-14
00407-0000	Miscellaneous Water Sales	\$0.00	(\$3,178.88)	-100	915.92	(3,178.88)	-129
00408-0000	Water Taps	\$0.00	\$1,800.00	-100	24,300.00	49,800.00	-51
00409-0000	Developer Contributions - Income	\$4,536.34	\$14,083.17	-68	94,910.41	61,421.97	55
00410-0000	Gain on Sale of Assets	\$0.00	\$0.00	N/A	0.00	0.00	N/A
00411-0000	Other Miscellaneous Income	\$0.00	\$0.00	N/A	0.50	100.00	-100
00412-0000	Interest Income - CD's	\$0.00	\$20.01	-100	12,627.14	11,804.28	7
00413-0000	Interest Income - NOW Account	\$47.77	\$160.50	-70	978.96	1,670.42	-41
00415-0000	Interest Income - Bond Issues	\$6.89	\$68.26	-90	516.88	862.94	-40
00417-0000	Grant Funds	\$0.00	\$0.00	N/A	0.00	0.00	N/A
00417-0005	Sale of Surplus Property	\$0.00	\$0.00	N/A	0.00	0.00	N/A
00418-0000	Rental House Income - Calvary	\$0.00	\$0.00	N/A	0.00	0.00	N/A
00420-0000	Garbage Fees	\$1,119.86	\$1,043.15	7	12,882.15	12,432.15	4
00425-0000	State Capital Contribution	\$0.00	\$0.00	N/A	0.00	0.00	N/A
00430-0000	Other Capital Contributions	\$0.00	\$0.00	N/A	0.00	0.00	N/A
00430-0001	Debt Forgiveness	\$0.00	\$825,097.00	-100	0.00	825,097.00	-100
<b>Total Income</b>		<b>\$321,942.08</b>	<b>\$1,120,326.42</b>	<b>-71</b>	<b>3,512,398.89</b>	<b>4,177,841.23</b>	<b>-16</b>
<b>Expense</b>							
00500-0000	Purchased Water-Cville Water & Sewer	\$29,970.00	\$64,243.88	-53	337,235.46	388,485.44	-13
00501-0000	Salaries - Gross	\$50,172.44	\$50,524.17	-1	727,122.42	702,928.91	3
00501-0002	Vac/Pers Accumulated	\$0.00	\$11,592.08	-100	0.00	11,592.08	-100
00502-0000	Equipment - Tools/Repairs	\$16.49	\$330.24	-95	1,549.28	2,856.69	-46
00503-0000	Fringe Benefits - Employees (hlth ins)	\$0.00	\$13,579.83	-100	153,363.42	163,867.62	-6
00503-0001	KRS Employer Share	\$14,241.57	\$24,130.12	-41	166,548.79	146,601.09	14

Account	Title	Current Period	Comparative Period	% Variance	Current YTD Balance	Comparative YTD Balance	% Variance
00503-0002	Fringe Benefits - Dental Ins	\$349.96	\$293.64	19	4,226.44	3,792.85	11
00503-0003	Fringe Benefits - Vision Ins	\$79.04	\$72.96	8	954.56	942.40	1
00503-0004	Fringe Benefits - Life Ins	\$72.54	\$66.96	8	876.06	843.45	4
00503-0005	Fringe Benefits - STD/LTD Ins	\$278.38	\$190.36	46	3,331.53	2,450.64	36
00503-0006	Fringe Benefits - HRA Reimbursement	\$100.00	\$275.00	-64	6,012.85	3,265.00	84
00504-0000	Power	\$13,265.50	\$15,616.72	-15	185,895.74	194,082.08	-4
00505-0000	Chemicals - Water Treatment	\$10,046.39	\$29,296.46	-66	158,887.55	175,515.01	-9
00505-0001	Chemicals - Sludge Treatment	\$0.00	\$0.00	N/A	4,809.00	10,032.94	-52
00506-0001	WTP-Uilities	\$838.13	\$887.58	-6	12,115.70	12,708.18	-5
00506-0002	WTP-Repairs & Maintenance	\$7,777.44	\$1,807.88	330	85,000.37	82,916.36	3
00506-0003	WTP-Supplies	\$119.67	\$257.41	-54	3,081.13	4,434.12	-31
00506-0004	WTP-Lab Supplies	\$1,586.03	\$1,136.58	40	15,709.87	13,967.92	12
00506-0006	WTP-Pump Equipment Expense	\$0.00	\$0.00	N/A	8,503.12	12,838.54	-34
00506-0007	WTP-Sludge Handling-Rep/Maint	\$4,080.00	\$3,840.00	6	70,335.00	23,325.00	202
00506-0008	WTP-Safety/Equipment	\$162.51	\$132.30	23	2,079.51	471.17	341
00507-0001	Warehouse Rd Booster Pump Station Exp	\$2,555.40	\$2,579.52	-1	31,455.79	27,675.78	14
00507-0005	Valve Bldg Expense-Lebanon Bypass	\$61.77	\$674.11	-91	875.41	1,347.51	-35
00508-0000	Buena Vista-Rep, Maint, Util	\$73.42	\$925.11	-92	5,409.47	4,284.13	26
00509-0000	Meters - Repairs	\$7,910.94	\$19,951.14	-60	85,605.34	85,631.08	0
00509-0001	MCWD - MM Repairs/Maint	\$0.00	\$0.00	N/A	707.67	0.00	N/A
00510-0000	Mains - Repairs	\$6,335.25	\$22,533.93	-72	38,934.02	55,953.43	-30
00510-0001	Lab Supplies - Distribution System	\$0.00	\$387.45	-100	7,904.10	5,706.88	39
00511-0000	Fire Hydrants - Repairs	\$0.00	\$7,723.95	-100	7,111.07	8,121.81	-12
00512-0000	Tanks - Rep, Maint, Util	\$538.14	\$2,883.47	-81	12,252.68	23,982.68	-49
00513-0000	Insurance	\$4,120.59	\$4,859.42	-15	54,079.71	43,638.29	24
00514-0000	Bad Debts	\$3,317.69	\$4,963.11	-33	2,016.50	4,096.23	-51
00515-0000	Payroll Taxes - Employer S.S.	\$3,655.40	\$3,638.69	0	53,063.55	50,647.55	5
00516-0000	Shop & Garage - Expense	\$0.00	\$183.45	-100	6,246.97	9,161.26	-32
00517-0001	Vehicle Expense - Fuel	\$451.59	\$2,154.82	-79	9,643.81	11,040.49	-13
00517-0002	Vehicle Expense - Reps/Maint	\$216.83	\$1,780.52	-88	12,897.07	7,509.31	72
00518-0000	Lake - Repairs & Maint.	\$4,241.81	\$3,336.33	27	15,637.47	12,056.20	30
00519-0000	Interest on Customer Deposits	\$65.46	\$128.97	-49	1,520.00	1,468.75	3
00520-0001	Office - Utilities	\$2,507.68	\$2,131.28	18	35,932.54	19,490.48	84
00520-0002	Office - Repairs & Maintenance	\$3,003.99	\$3,943.79	-24	46,463.87	50,144.75	-7
00520-0003	Office - Supplies	\$1,304.07	\$963.94	35	8,490.05	9,967.95	-15
00525-0000	Legal & Accounting	\$2,313.00	\$3,793.04	-39	32,531.32	45,920.60	-29

Account	Title	Current Period	Comparative Period	% Variance	Current YTD Balance	Comparative YTD Balance	% Variance
00525-0005	Surveying/Eng Fees/Prof Fees	\$1,370.00	\$1,201.50	14	15,557.50	10,311.28	51
00526-0000	Postage & Freight	\$862.16	\$1,050.21	-18	13,372.25	11,885.77	13
00531-0000	Depreciation Expense	\$54,726.64	\$143,066.33	-62	656,705.00	822,671.96	-20
00532-0000	Donations	\$0.00	\$0.00	N/A	150.00	150.00	0
00535-0000	Directors' Fees	\$6,300.00	\$6,300.00	0	12,600.00	12,600.00	0
00536-0000	Unemployment Insurance	\$0.00	\$220.88	-100	930.21	913.81	2
00538-0000	Lab Testing-Outside Services	\$1,272.00	\$1,618.50	-21	13,420.00	11,063.25	21
00539-0000	Advertisements	\$0.00	\$563.20	-100	261.40	1,460.80	-82
00541-0000	Interest Exp - Revenue Bonds	\$11,115.89	\$14,816.73	-25	127,655.53	131,172.84	-3
00542-0000	Rental House Expense - Calvary	\$0.00	\$0.00	N/A	0.00	0.00	N/A
00545-0000	Amortization - Bond Interest	\$0.00	\$0.00	N/A	0.00	0.00	N/A
00546-0000	Miscellaneous Expense	\$4,849.99	\$3,671.15	32	11,554.31	11,026.64	5
00546-0001	Uniforms & Safety Exp	\$116.08	\$749.11	-85	7,490.67	13,588.23	-45
00546-0002	Cont Education Expense	\$712.68	\$1,091.03	-35	7,701.56	6,073.02	27
00546-0003	Membership Dues/Fees	\$674.82	\$3,752.98	-82	11,549.79	13,913.26	-17
00546-0004	Covid-19 Expense	\$1,334.34	\$0.00	N/A	574.34	0.00	N/A
	Total Expense	(\$259,163.72)	(\$485,911.83)	-47	(3,295,938.77)	(3,482,593.51)	-5
	NET PROFIT (LOSS)	\$62,778.36	\$634,414.59	-90	216,460.12	695,247.72	-69
00503-0011	KRS-GASB 68/OPEB exp	\$17,519.63	\$8,569.33	104	210,236.00	210,235.96	0
00560-0000	Non-Operating Expenses	\$219.82	\$0.00	N/A	219.82	24,546.81	-99
	NetProfit(Loss)>est KRSexp/NOE	\$45,038.91	\$625,845.26	-93	6,004.30	460,464.95	-99



**Lebanon Water Works Company, Inc.**  
**Balance Sheet**

Fiscal Year: 2020  
Comparative Year: 2019  
InclueThru: June

Account	2020 Balance	2019 Balance
<b>ASSETS</b>		
Checking/Savings		
00101-0000 Petty Cash	30.00	30.00
00102-0000 Change Account	25.00	25.00
00103-0000 Water Revenue Fund	6,697.31	12,545.67
00104-0000 Operations & Maintenance Fund	231,394.00	289,468.67
00105-0000 Depreciation Fund	1,030,661.78	830,890.79
00111-0000 Sinking Fund	227,244.99	175,394.11
00113-0000 Construction Fund	41,632.44	67,503.32
00114-0000 Emergency Sinking Fund	192,495.96	168,379.22
00110-0000 Certificates of Deposit	700,000.00	700,000.00
Total Checking/Savings	2,430,181.48	2,244,236.78
Other Current Assets		
00102-0005 Undeposited Funds	0.00	0.00
00120-0000 A/R - Customers	435,284.41	394,765.61
00120-0001 A/R - Community Assistance Vouchers	337.47	183.59
00120-0005 A/R - Developer Contributions	0.00	0.00
00121-0000 Reserve for Uncollectible Accounts	(1,500.00)	(1,500.00)
00122-0000 Returned Checks	0.00	0.00
00125-0000 A/R - Miscellaneous	0.00	0.00
00125-0001 A/R - Rate Case Expense	24,000.00	48,000.00
00126-0000 Accrued Interest Receivable	2,873.56	2,873.56
00130-0000 Inventory	107,487.99	107,487.99
00140-0000 Prepaid Insurance	22,086.75	12,433.26
00141-0000 Prepaid Employee Benefits	31.87	31.87
00142-0000 Prepaid Expenses - Other	8,063.64	10,489.38
00153-0000 Loss on retirement of bonds	14,075.62	14,075.62
00160-0000 Deferred Outflows of Resources - Contrib	443,757.00	443,757.00
00160-0001 Deferred Outflows of Resrc-Contrib OPEB	101,258.00	101,258.00
Total Other Current Assets	1,157,756.31	1,133,855.88
Fixed Assets		
00168-0000 Land - Construction in Progress	0.00	0.00
00169-0000 Suspended Solids Facilities	476,791.10	476,791.10
00170-0000 Source of Supply	5,101,205.46	5,101,205.46
00170-0001 Reservoir Treatment Facility	8,917.80	7,945.36
00171-0000 Water Filtration Plant	5,065.17	5,065.17
00171-0005 Chlorine Building	402,860.99	402,860.99
00172-0000 Structure & Equipment	2,555,483.78	2,545,533.78
00172-0005 Clearwell/High Service Pump Bldg	1,529,292.00	1,529,292.00
00173-0000 Buena Vista	92,518.25	92,518.25
00174-0000 Land & Right of Way	191,553.35	191,553.35
00175-0000 New Mains	2,026,909.58	1,974,865.66
00175-0002 Pressure Regulating Valves 2008	37,056.25	37,056.25
00176-0000 Reservoirs & Standpipe Structures	332,510.88	332,510.88
00176-0005 Radio Modem Telemetry 2004-05	19,350.00	19,350.00
00177-0000 Services	14,206.38	14,206.38



Account		2020 Balance	2019 Balance
00178-0000	New Meters - Customers	129,141.03	91,712.33
00178-0005	Radio Read Meter Reading Upgrade	656,410.04	656,410.04
00179-0000	New Fire Hydrants	153,848.82	153,848.82
00180-0000	Office & Storage Land	28,855.00	28,855.00
00181-0000	Office Structure	48,611.96	39,111.96
00181-0001	Office Renovation - 2002	70,595.97	70,595.97
00181-0002	Office Renovation - 2018	62,146.80	62,146.80
00182-0000	Shop, Garage & Storage Structures	80,553.53	80,553.53
00183-0000	Office Equipment	154,062.23	154,062.23
00183-0001	Mobile Field Services Module	5,470.00	5,470.00
00184-0000	Shop, Warehouse & Lab Equipment	206,003.96	177,715.43
00185-0000	Transportation Equipment	232,482.90	228,482.90
00186-0000	Calvary WTP Upgrade (1996-1998)	3,328,476.25	3,328,476.25
00187-0000	Vulnerability Assessment - 2004	30,794.00	30,794.00
00187-0001	Dist System-ArcGIS Mapping System	5,500.00	5,500.00
00188-0000	GIS Mapping System - 2004	41,085.00	41,085.00
00188-0005	Hydraulic Study - 2005-06	18,500.00	18,500.00
00188-0006	Field Calibration - 2006	17,600.00	17,600.00
00188-0007	Elevated Tank Springfield Hwy 2006-08	859,529.25	859,529.25
00188-0008	System Specific Study Plan Stage 2	0.00	0.00
00188-0009	Industrial Dr Relocation/Extension	833,537.10	833,537.10
00188-0010	Calvary Rd Tanks Mixing/Painting 09-10	318,131.63	318,131.63
00188-0011	Water Main Improvements 2010-11	592,213.12	592,213.12
00188-0012	WTP Emergency Power Generator	443,813.00	443,813.00
00188-0013	Water Main Replacement-E Main St	309,296.68	309,296.68
00188-0015	Raw Water Supply Study	66,913.00	66,913.00
00188-0016	WTP Disinfect Byprdt Reduction Project	74,594.09	74,594.09
00188-0017	WTP Chlorine System Modifications	24,219.61	24,219.61
00188-0018	WTP Raw Water Pump Renovation 2014-16	641,423.18	641,423.18
00188-0019	WTP Filter Rehabilitation Project - 2017	62,838.99	62,838.99
00188-0020	WTP Security System	12,520.00	12,520.00
00188-0021	WTP ModsCont#3-Valve Rep/Clearwell Acces	195,750.00	195,750.00
00188-0022	WTP Bleach Conversion	16,296.01	16,296.01
00189-0000	Utility Line Relocation	241,908.29	241,908.29
00189-0001	Hwy 49 WL Relocation 2013	158,378.68	158,378.68
00189-0002	WoodlawnAve/LorettoRd WaterMain	710,265.00	710,265.00
00189-0003	Marion/Taylor Interconnect 2018	3,303,645.52	3,303,645.52
00189-0004	Replace 6" Mains/WTP Improvements	2,636,029.13	1,397,203.53
00189-0009	Construction in Progress	0.32	0.32
00190-0000	Depreciation Reserve	(15,228,202.68)	(14,571,497.68)
	Total Fixed Assets	14,336,958.40	13,612,654.21
	TOTAL ASSETS	17,924,896.19	16,990,746.87

LIABILITIES & EQUITY

Current Liabilities

00201-0000	Federal Income Tax w/h	0.00	0.00
00202-0000	KY Income Tax w/h	2,035.08	2,051.18
00203-0000	Social Security Tax w/h	0.00	0.00
00204-0000	Payroll W/H - Health Ins	(613.91)	(1,442.01)
00204-0002	Payroll W/H - Dental	(77.47)	24.67
00204-0003	Payroll W/H - Vision	(13.54)	5.91
00204-0004	Payroll W/H - Life Ins	(71.72)	(43.59)

Account		2020 Balance	2019 Balance
00204-0005	Payroll W/H - LTD	(44.50)	19.10
00204-0006	Payroll W/H - FSA Sect 125	609.16	598.42
00204-0007	Payroll W/H - Accident	(51.16)	0.00
00204-0008	Payroll W/H - Cancer	(39.75)	0.00
00204-0009	Payroll W/H - Critical Illness	(17.01)	0.00
00205-0000	Educational Tax	1,400.01	3,698.83
00206-0000	Customer Overpayments	7,612.61	11,937.60
00207-0000	Accounts Payable	56,274.00	420,950.97
00207-0001	A/P - MCWD Rate Refund Payable	0.00	0.00
00208-0000	Sewer Department	153,755.03	157,330.02
00209-0000	Garbage Department	48,228.02	44,795.78
00210-0000	Water Deposits - Customers	88,946.59	81,381.70
00211-0000	Sales Tax - A/P	5,730.58	5,985.61
00212-0000	Compensated Absences (vac/pers)	44,867.48	44,867.48
00228-0000	Accrued Bond Interest Payable	6,587.66	2,234.92
00231-0000	Revenue Bonds Payable-CNB Loans	2,099,573.46	2,361,817.42
00232-0000	Current Year portion-Long Term Debt	447,873.02	447,873.02
00233-0000	KIA Loan (B08-09)	321,483.08	350,263.34
00234-0000	KIA Loan 2015-2016 (F15-057)	601,653.43	635,783.73
00235-0000	KIA Loan 2016-2017 (F14-036)	2,109,321.57	2,048,265.31
00235-0001	KIA Loan 2019-2020 (F18-006)	1,966,028.13	623,727.41
00236-0000	KRS Employee W/H	2,666.35	2,601.37
00236-0001	KRS Employer Liab	10,315.15	10,315.15
00238-0000	City of Lebanon tax w/h	937.11	1,011.36
00239-0000	Marion County tax w/h	1,633.47	1,699.15
00240-0000	Deferred Compensation w/h	(390.00)	0.00
00241-0000	Wage Garnishment	(549.06)	0.00
00258-0000	Net Inflows of Resources	42,230.00	42,230.00
00258-0001	Deferred Inflows of Resources-OPEB	87,312.00	87,312.00
00260-0000	Net Pension Liability	1,788,355.96	1,578,119.96
00260-0001	Net OPEB Liability	460,045.00	460,045.00
	Total Current Liabilities	10,353,605.83	9,425,460.81
	Equity		
00300-0000	Net Invested in Capital Assets	7,158,999.33	7,158,999.33
00310-0000	Contributed Capital-RECD Grant	0.00	0.00
00311-0000	Contributed Capital-KIA Grant	0.00	0.00
00310-0005	Developer Contributions - Equity	(5,231.00)	(5,231.00)
00320-0000	Debt Service Reserve	675,394.11	675,394.11
00330-0000	Depreciation Reserve	830,891.22	830,891.22
00340-0000	Restricted Construction Reserve	67,503.00	67,503.00
00390-0000	Unrestricted Net Position	(1,162,270.60)	(1,622,735.55)
	Net Income	6,004.30	460,464.95
	Total Equity	7,571,290.36	7,565,286.06
	TOTAL LIABILITIES & EQUITY	17,924,896.19	16,990,746.87

**Lebanon Water Works Company, Inc.  
Vendor History Report**

Order By Vendor Number  
 Vendor Number Range All Vendors  
 Vendor Name Range Not Applicable  
 Vendor Type All Vendor Types  
 Transaction Date Range 06/01/2020 To 06/30/2020  
 Include Miscellaneous Vendors   
 Include Checks   
 Include Vouchers  Print Voucher Expense Detail   
 Print Vendor Totals Only

Vendor		Count	Amount
10	Allison Denise Edelen	2 Checks	\$ 238.50
11	Windstream	1 Check	\$ 562.97
19	Atmos Energy	1 Check	\$ 240.03
24	Calvary Store	1 Check	\$ 63.32
29	Central KY Plumbing & Electrical Supply, Inc.	1 Check	\$ 63.68
35	City of Lebanon Sewer Department	1 Check	\$ 71,504.42
46	Danville Office Equipment	2 Checks	\$ 1,056.00
48	Depreciation Fund	1 Check	\$ 21,682.00
60	Farmer & Son Farm Drainage	1 Check	\$ 665.00
72	Hach Company	1 Check	\$ 120.64
81	Inter County Energy	1 Check	\$ 61.77
95	KY Deferred Compensation - 401K	3 Checks	\$ 1,410.00
96	KY State Treasurer-w/h	1 Check	\$ 2,472.79
97	Kentucky Utilities	1 Check	\$ 16,487.53
101	Miller Brothers	1 Check	\$ 190.85
118	Neptune Equipment Company	1 Check	\$ 7,910.94
122	Operation & Maintenance Fund	2 Checks	\$ 295,137.99
124	Petty Cash Fund - Lebanon Water Works	1 Check	\$ 9.60
125	Phillips Repair, Inc.	1 Check	\$ 16.49
128	Postmaster	2 Checks	\$ 852.56
138	Sinking Fund - Lebanon Water Works	1 Check	\$ 50,715.58
150	United Systems & Software, Inc.	2 Checks	\$ 2,335.80
160	Yocum A-1 Lawn Care	3 Checks	\$ 2,105.00
162	James R. Moraja, Sr.	1 Check	\$ 1,050.00
165	Mary Jane Shockency	1 Check	\$ 1,050.00
166	William P. Thompson	1 Check	\$ 1,050.00
167	Lebanon Water Works Company, Inc.	1 Check	\$ 432.39
171	KY State Treasurer-sales	1 Check	\$ 3,486.68
190	Marion County Fiscal Court	2 Checks	\$ 21,384.78
229	Robert H. Smith	1 Check	\$ 1,050.00
262	City of Lebanon	1 Check	\$ 1,000.00
280	Kentucky Underground Protection, Inc.	1 Check	\$ 394.50
292	Morgeson Electric Heating & AC LLC	2 Checks	\$ 19,450.00
320	Division of Child Support	1 Check	\$ 366.04
336	HTI, Inc.	1 Check	\$ 3,675.00
338	Keystops LLC	1 Check	\$ 508.27
342	Kentucky Engineering Group, PLLC	1 Check	\$ 11,741.66
349	John Deere Financial	1 Check	\$ 363.13
353	Emergency Sinking Fund	1 Check	\$ 2,000.00
374	Lebanon Lumber & Hardware	1 Check	\$ 263.10
382	Denise D. Thomas	1 Check	\$ 1,050.00
417	Marion County Water District	1 Check	\$ 13.93
422	John S. Turner	1 Check	\$ 1,050.00
446	Jamie Bickett	1 Check	\$ 219.82
448	Advance Auto Parts	1 Check	\$ 25.98

<b>Vendor</b>	<b>Count</b>	<b>Amount</b>
456 Cardmember Service (fnb)	1 Check	\$ 12.99
458 S4 Water Sales and Service, LLC	1 Check	\$ 8,546.39
460 Stoll Keenon Ogden PLLC	1 Check	\$ 2,313.00
466 McGregor & Associates, Inc.	2 Checks	\$ 616.00
467 Nationwide Employee Benefits	1 Check	\$ 1,508.02
489 Time Warner Cable	1 Check	\$ 720.00
491 Smith Grain	1 Check	\$ 960.00
492 Horizon Inspection Inc.	1 Check	\$ 1,500.00
494 Campbellsville Water	1 Check	\$ 29,970.00
496 Bluegrass Cellular	1 Check	\$ 190.02
509 Bailey Crane & Hoist Co., Inc.	1 Check	\$ 160.00
518 Colonial Life	1 Check	\$ 431.68
539 Water Solutions Unlimited	1 Check	\$ 3,037.50
542 Terra Graphics, LLC	1 Check	\$ 1,095.00
543 Springfield Laundry	1 Check	\$ 97.84
544 USA BlueBook	1 Check	\$ 1,586.03
551 Consolidated Pipe and Supply Co., Inc.	1 Check	\$ 3,886.86
553 Pace Analytical Services, LLC	1 Check	\$ 1,272.00
554 Cardmember Service (cnb)	1 Check	\$ 233.18
563 City of Lebanon Sludge Treatment	1 Check	\$ 3,120.00
574 Judy Construction Company	1 Check	\$ 341,846.98
580 Western First Aid and Safety-AUCA Lockbox	1 Check	\$ 278.59
583 Patty Sizemore	1 Check	\$ 250.00
585 Marion County Area Technology Center	1 Check	\$ 2,330.00
586 Fred Pryor Seminars	1 Check	\$ 506.68
Customer Overpayments Refunded		\$ 28.96
Customer Deposits Refunded		\$ 323.48
Customer Deposits Interest Refunded		\$ 59.59
		<b>\$ 954,409.53</b>



**Lebanon Water Works Company, Inc.  
Voucher Expense Account Report**

Batch Number All Batches  
 Run Report By Expense Month  
 Expense Month June  
 Expense Year 2020  
 Expense Date Range Not Applicable  
 Include Check Information

Voucher #	Vendor	Batch	Invoice #	Invoice Date	Expense Date	Debit Amount	Credit Amount
<b>Expense Account 00104-0000 Operations &amp; Maintenance Fund</b>							
18390	122	Operation & Maintenance Fund	001 June	06/09/2020	06/09/2020	\$100,000.00	\$0.00
18410	122	Operation & Maintenance Fund	001 June	06/30/2020	06/30/2020	\$195,137.99	\$0.00
<b>Expense Account 00104-0000 Totals</b>						<b>\$295,137.99</b>	<b>\$0.00</b>
<b>Expense Account 00105-0000 Depreciation Fund</b>							
18411	48	Depreciation Fund	001 June	06/30/2020	06/30/2020	\$21,682.00	\$0.00
<b>Expense Account 00105-0000 Totals</b>						<b>\$21,682.00</b>	<b>\$0.00</b>
<b>Expense Account 00111-0000 Sinking Fund</b>							
18398	138	Sinking Fund - Lebanon Water Wk	001 June	06/18/2020	06/18/2020	\$50,715.58	\$0.00
<b>Expense Account 00111-0000 Totals</b>						<b>\$50,715.58</b>	<b>\$0.00</b>
<b>Expense Account 00114-0000 Emergency Sinking Fund</b>							
18399	353	Emergency Sinking Fund	001 June	06/18/2020	06/18/2020	\$2,000.00	\$0.00
<b>Expense Account 00114-0000 Totals</b>						<b>\$2,000.00</b>	<b>\$0.00</b>
<b>Expense Account 00172-0000 Structure &amp; Equipment</b>							
18418	292	Morgeson Electric Heating & AC L	001 1171	06/30/2020	06/30/2020	\$9,950.00	\$0.00
<b>Expense Account 00172-0000 Totals</b>						<b>\$9,950.00</b>	<b>\$0.00</b>
<b>Expense Account 00181-0000 Office Structure</b>							
18419	292	Morgeson Electric Heating & AC L	001 1176	06/30/2020	06/30/2020	\$9,500.00	\$0.00
<b>Expense Account 00181-0000 Totals</b>						<b>\$9,500.00</b>	<b>\$0.00</b>
<b>Expense Account 00189-0004 Replace 6" Mains/WTP Improvements</b>							
18396	342	Kentucky Engineering Group, PLL	001 2020-46	06/16/2020	06/16/2020	\$11,741.66	\$0.00
18397	574	Judy Construction Company	001 pay est#4	06/16/2020	06/16/2020	\$341,846.98	\$0.00
<b>Expense Account 00189-0004 Totals</b>						<b>\$353,588.64</b>	<b>\$0.00</b>
<b>Expense Account 00202-0000 KY Income Tax w/h</b>							
18344	96	KY State Treasurer-w/h	001 May	06/05/2020	06/05/2020	\$2,472.79	\$0.00
<b>Expense Account 00202-0000 Totals</b>						<b>\$2,472.79</b>	<b>\$0.00</b>
<b>Expense Account 00204-0002 Payroll W/H - Dental</b>							
18414	467	Nationwide Employee Benefits	001 June	06/30/2020	06/30/2020	\$287.74	\$0.00
<b>Expense Account 00204-0002 Totals</b>						<b>\$287.74</b>	<b>\$0.00</b>
<b>Expense Account 00204-0003 Payroll W/H - Vision</b>							
18414	467	Nationwide Employee Benefits	001 June	06/30/2020	06/30/2020	\$57.14	\$0.00
<b>Expense Account 00204-0003 Totals</b>						<b>\$57.14</b>	<b>\$0.00</b>
<b>Expense Account 00204-0004 Payroll W/H - Life Ins</b>							
18414	467	Nationwide Employee Benefits	001 June	06/30/2020	06/30/2020	\$124.19	\$0.00
<b>Expense Account 00204-0004 Totals</b>						<b>\$124.19</b>	<b>\$0.00</b>
<b>Expense Account 00204-0005 Payroll W/H - LTD</b>							
18414	467	Nationwide Employee Benefits	001 June	06/30/2020	06/30/2020	\$259.03	\$0.00
<b>Expense Account 00204-0005 Totals</b>						<b>\$259.03</b>	<b>\$0.00</b>
<b>Expense Account 00204-0007 Payroll W/H - Accident</b>							
18415	518	Colonial Life	001 5065693-0605106/30/2020	06/30/2020	06/30/2020	\$204.64	\$0.00
<b>Expense Account 00204-0007 Totals</b>						<b>\$204.64</b>	<b>\$0.00</b>
<b>Expense Account 00204-0008 Payroll W/H - Cancer</b>							
18415	518	Colonial Life	001 5065693-0605106/30/2020	06/30/2020	06/30/2020	\$159.00	\$0.00



Voucher #	Vendor	Batch	Invoice #	Invoice Date	Expense Date	Debit Amount	Credit Amount
<b>Expense Account 00204-0008 Totals</b>						\$159.00	\$0.00
<b>Expense Account</b>	00204-0009	Payroll W/H - Critical Illness					
18415	518	Colonial Life	001	5065693-0605106/30/2020	06/30/2020	\$68.04	\$0.00
<b>Expense Account 00204-0009 Totals</b>						\$68.04	\$0.00
<b>Expense Account</b>	00206-0000	Customer Overpayments					
18340	1	Vapor Express	001	1-1510-3	06/05/2020	\$28.96	\$0.00
<b>Expense Account 00206-0000 Totals</b>						\$28.96	\$0.00
<b>Expense Account</b>	00208-0000	Sewer Department					
18346	35	City of Lebanon Sewer Departmer	001	May	06/05/2020	\$71,504.42	\$0.00
<b>Expense Account 00208-0000 Totals</b>						\$71,504.42	\$0.00
<b>Expense Account</b>	00209-0000	Garbage Department					
18347	190	Marion County Fiscal Court	001	May	06/05/2020	\$21,277.28	\$0.00
<b>Expense Account 00209-0000 Totals</b>						\$21,277.28	\$0.00
<b>Expense Account</b>	00210-0000	Water Deposits - Customers					
18337	1	Brenda Goss	001	5-64-19	06/05/2020	\$92.01	\$0.00
18335	1	David Butler	001	4-3550-2	06/05/2020	\$5.12	\$0.00
18333	1	Derrick S Mattingly	001	4-2780-8	06/05/2020	\$10.48	\$0.00
18339	1	Homestead Family Farms	001	6-535-4	06/05/2020	\$90.87	\$0.00
18340	1	Vapor Express	001	1-1510-3	06/05/2020	\$125.00	\$0.00
18331	167	Lebanon Water Works Company,	001	3-2520-23	06/05/2020	\$125.00	\$0.00
18332	167	Lebanon Water Works Company,	001	4-2780-8	06/05/2020	\$114.52	\$0.00
18334	167	Lebanon Water Works Company,	001	4-3550-2	06/05/2020	\$119.88	\$0.00
18336	167	Lebanon Water Works Company,	001	5-64-19	06/05/2020	\$32.99	\$0.00
18338	167	Lebanon Water Works Company,	001	6-535-4	06/05/2020	\$34.13	\$0.00
<b>Expense Account 00210-0000 Totals</b>						\$750.00	\$0.00
<b>Expense Account</b>	00211-0000	Sales Tax - A/P					
18345	171	KY State Treasurer-sales	001	May	06/05/2020	\$3,486.68	\$0.00
<b>Expense Account 00211-0000 Totals</b>						\$3,486.68	\$0.00
<b>Expense Account</b>	00240-0000	Deferred Compensation w/h					
18327	95	KY Deferred Compensation - 401k	001	916673; 91667	06/03/2020	\$352.50	\$0.00
18328	95	KY Deferred Compensation - 401k	001	918623; 91862	06/03/2020	\$352.50	\$0.00
18393	95	KY Deferred Compensation - 401k	001	921340; 92133	06/16/2020	\$352.50	\$0.00
18401	95	KY Deferred Compensation - 401k	001	923485; 92348	06/18/2020	\$352.50	\$0.00
<b>Expense Account 00240-0000 Totals</b>						\$1,410.00	\$0.00
<b>Expense Account</b>	00241-0000	Wage Garnishment					
18405	320	Division of Child Support	001	June	06/18/2020	\$366.04	\$0.00
<b>Expense Account 00241-0000 Totals</b>						\$366.04	\$0.00
<b>Expense Account</b>	00500-0000	Purchased Water-Cville Water & Sewer					
18409	494	Campbellsville Water	001	38-1290-1	06/23/2020	\$29,970.00	\$0.00
<b>Expense Account 00500-0000 Totals</b>						\$29,970.00	\$0.00
<b>Expense Account</b>	00502-0000	Equipment - Tools/Repairs					
18377	125	Phillips Repair, Inc.	001	May	06/09/2020	\$16.49	\$0.00
<b>Expense Account 00502-0000 Totals</b>						\$16.49	\$0.00
<b>Expense Account</b>	00503-0002	Fringe Benefits - Dental Ins					
18414	467	Nationwide Employee Benefits	001	June	06/30/2020	\$349.96	\$0.00
<b>Expense Account 00503-0002 Totals</b>						\$349.96	\$0.00
<b>Expense Account</b>	00503-0003	Fringe Benefits - Vision Ins					
18414	467	Nationwide Employee Benefits	001	June	06/30/2020	\$79.04	\$0.00
<b>Expense Account 00503-0003 Totals</b>						\$79.04	\$0.00
<b>Expense Account</b>	00503-0004	Fringe Benefits - Life Ins					
18414	467	Nationwide Employee Benefits	001	June	06/30/2020	\$72.54	\$0.00

Voucher #	Vendor	Batch	Invoice #	Invoice Date	Expense Date	Debit Amount	Credit Amount
<b>Expense Account 00503-0004 Totals</b>						\$72.54	\$0.00
<b>Expense Account</b>	00503-0005	Fringe Benefits - STD/LTD Ins					
18414	467	Nationwide Employee Benefits	001 June	06/30/2020	06/30/2020	\$278.38	\$0.00
<b>Expense Account 00503-0005 Totals</b>						\$278.38	\$0.00
<b>Expense Account</b>	00504-0000	Power					
18404	97	Kentucky Utilities	001 May	06/18/2020	06/18/2020	\$13,265.50	\$0.00
<b>Expense Account 00504-0000 Totals</b>						\$13,265.50	\$0.00
<b>Expense Account</b>	00505-0000	Chemicals - Water Treatment					
18384	458	S4 Water Sales and Service, LLC	001 134211	06/09/2020	06/09/2020	\$3,014.48	\$0.00
18385	458	S4 Water Sales and Service, LLC	001 134228	06/09/2020	06/09/2020	\$5,531.91	\$0.00
18379	539	Water Solutions Unlimited	001 36095	06/09/2020	06/09/2020	\$1,500.00	\$0.00
<b>Expense Account 00505-0000 Totals</b>						\$10,046.39	\$0.00
<b>Expense Account</b>	00506-0001	WTP-Utilities					
18406	11	Windstream	001 160148102	06/23/2020	06/23/2020	\$165.93	\$0.00
18408	11	Windstream	001 162761693	06/23/2020	06/23/2020	\$55.68	\$0.00
18325	19	Atmos Energy	001 3007073480	06/03/2020	06/03/2020	\$121.87	\$0.00
18326	19	Atmos Energy	001 4016510864	06/03/2020	06/03/2020	\$19.18	\$0.00
18404	97	Kentucky Utilities	001 May	06/18/2020	06/18/2020	\$21.97	\$0.00
18343	190	Marion County Fiscal Court	001 1-6655-1	06/05/2020	06/05/2020	\$93.50	\$0.00
18322	489	Time Warner Cable	001 927965301052	06/03/2020	06/03/2020	\$360.00	\$0.00
<b>Expense Account 00506-0001 Totals</b>						\$838.13	\$0.00
<b>Expense Account</b>	00506-0002	WTP-Repairs & Maintenance					
18376	29	Central KY Plumbing & Electrical	001 May	06/09/2020	06/09/2020	\$63.68	\$0.00
18381	72	Hach Company	001 11956675	06/09/2020	06/09/2020	\$120.64	\$0.00
18388	336	HTI, Inc.	001 0327201	06/09/2020	06/09/2020	\$3,675.00	\$0.00
18380	349	John Deere Financial	001 May	06/09/2020	06/09/2020	\$320.72	\$0.00
18365	492	Horizon Inspection Inc.	001 1210	06/09/2020	06/09/2020	\$1,500.00	\$0.00
18366	509	Bailey Crane & Hoist Co., Inc.	001 6150043	06/09/2020	06/09/2020	\$160.00	\$0.00
<b>Expense Account 00506-0002 Totals</b>						\$5,840.04	\$0.00
<b>Expense Account</b>	00506-0003	WTP-Supplies					
18358	46	Danville Office Equipment	001 May	06/09/2020	06/09/2020	\$87.73	\$0.00
18380	349	John Deere Financial	001 May	06/09/2020	06/09/2020	\$31.94	\$0.00
<b>Expense Account 00506-0003 Totals</b>						\$119.67	\$0.00
<b>Expense Account</b>	00506-0004	WTP-Lab Supplies					
18373	544	USA BlueBook	001 238498	06/09/2020	06/09/2020	\$1,586.03	\$0.00
<b>Expense Account 00506-0004 Totals</b>						\$1,586.03	\$0.00
<b>Expense Account</b>	00506-0007	WTP-Sludge Handling-Rep/Maint					
18391	491	Smith Grain	001 May	06/16/2020	06/16/2020	\$960.00	\$0.00
18387	563	City of Lebanon Sludge Treatment	001 SLUDGE0520	06/09/2020	06/09/2020	\$3,120.00	\$0.00
<b>Expense Account 00506-0007 Totals</b>						\$4,080.00	\$0.00
<b>Expense Account</b>	00506-0008	WTP-Safety/Equipment					
18371	580	Western First Aid and Safety-AUC	001 b005310	06/09/2020	06/09/2020	\$162.51	\$0.00
<b>Expense Account 00506-0008 Totals</b>						\$162.51	\$0.00
<b>Expense Account</b>	00507-0001	Warehouse Rd Booster Pump Station Exp					
18404	97	Kentucky Utilities	001 May	06/18/2020	06/18/2020	\$2,480.40	\$0.00
18316	160	Yocum A-1 Lawn Care	001 5-30-20	06/03/2020	06/03/2020	\$25.00	\$0.00
18400	160	Yocum A-1 Lawn Care	001 6-13-20	06/18/2020	06/18/2020	\$25.00	\$0.00
18413	160	Yocum A-1 Lawn Care	001 6-24-20	06/30/2020	06/30/2020	\$25.00	\$0.00
<b>Expense Account 00507-0001 Totals</b>						\$2,555.40	\$0.00
<b>Expense Account</b>	00507-0005	Valve Bldg Expense-Lebanon Bypass					
18394	81	Inter County Energy	001 May	06/16/2020	06/16/2020	\$61.77	\$0.00
<b>Expense Account 00507-0005 Totals</b>						\$61.77	\$0.00



Voucher #	Vendor	Batch	Invoice #	Invoice Date	Expense Date	Debit Amount	Credit Amount
<b>Expense Account 00508-0000 Buena Vista-Rep, Maint, Util</b>							
18404	97 Kentucky Utilities	001	May	06/18/2020	06/18/2020	\$73.42	\$0.00
<b>Expense Account 00508-0000 Totals</b>						\$73.42	\$0.00
<b>Expense Account 00509-0000 Meters - Repairs</b>							
18382	118 Neptune Equipment Company	001	142985	06/09/2020	06/09/2020	\$7,140.00	\$0.00
18383	118 Neptune Equipment Company	001	142950	06/09/2020	06/09/2020	\$770.94	\$0.00
<b>Expense Account 00509-0000 Totals</b>						\$7,910.94	\$0.00
<b>Expense Account 00510-0000 Mains - Repairs</b>							
18368	60 Farmer & Son Farm Drainage	001	1633	06/09/2020	06/09/2020	\$665.00	\$0.00
18369	280 Kentucky Underground Protection	001	200645817	06/09/2020	06/09/2020	\$211.50	\$0.00
18370	280 Kentucky Underground Protection	001	200646183	06/09/2020	06/09/2020	\$183.00	\$0.00
18386	551 Consolidated Pipe and Supply Co	001	May	06/09/2020	06/09/2020	\$3,886.86	\$0.00
<b>Expense Account 00510-0000 Totals</b>						\$4,946.36	\$0.00
<b>Expense Account 00512-0000 Tanks - Rep, Maint, Util</b>							
18404	97 Kentucky Utilities	001	May	06/18/2020	06/18/2020	\$98.14	\$0.00
18316	160 Yocum A-1 Lawn Care	001	5-30-20	06/03/2020	06/03/2020	\$270.00	\$0.00
18400	160 Yocum A-1 Lawn Care	001	6-13-20	06/18/2020	06/18/2020	\$85.00	\$0.00
18413	160 Yocum A-1 Lawn Care	001	6-24-20	06/30/2020	06/30/2020	\$85.00	\$0.00
<b>Expense Account 00512-0000 Totals</b>						\$538.14	\$0.00
<b>Expense Account 00517-0001 Vehicle Expense - Fuel</b>							
18357	24 Calvary Store	001	Apr; May	06/09/2020	06/09/2020	\$63.32	\$0.00
18375	338 Keystops LLC	001	May	06/09/2020	06/09/2020	\$508.27	\$0.00
<b>Expense Account 00517-0001 Totals</b>						\$571.59	\$0.00
<b>Expense Account 00517-0002 Vehicle Expense - Reps/Maint</b>							
18356	101 Miller Brothers	001	May	06/09/2020	06/09/2020	\$190.85	\$0.00
18372	448 Advance Auto Parts	001	May	06/09/2020	06/09/2020	\$25.98	\$0.00
<b>Expense Account 00517-0002 Totals</b>						\$216.83	\$0.00
<b>Expense Account 00518-0000 Lake - Repairs &amp; Maint.</b>							
18404	97 Kentucky Utilities	001	May	06/18/2020	06/18/2020	\$44.78	\$0.00
18316	160 Yocum A-1 Lawn Care	001	5-30-20	06/03/2020	06/03/2020	\$1,030.00	\$0.00
18400	160 Yocum A-1 Lawn Care	001	6-13-20	06/18/2020	06/18/2020	\$280.00	\$0.00
18413	160 Yocum A-1 Lawn Care	001	6-24-20	06/30/2020	06/30/2020	\$280.00	\$0.00
18374	374 Lebanon Lumber & Hardware	001	May	06/09/2020	06/09/2020	\$263.10	\$0.00
18315	417 Marion County Water District	001	16-480-3	06/03/2020	06/03/2020	\$13.93	\$0.00
18367	585 Marion County Area Technology C	001	300	06/09/2020	06/09/2020	\$2,330.00	\$0.00
<b>Expense Account 00518-0000 Totals</b>						\$4,241.81	\$0.00
<b>Expense Account 00519-0000 Interest on Customer Deposits</b>							
18337	1 Brenda Goss	001	5-64-19	06/05/2020	06/05/2020	\$17.59	\$0.00
18335	1 David Butler	001	4-3550-2	06/05/2020	06/05/2020	\$12.18	\$0.00
18333	1 Derrick S Mattingly	001	4-2780-8	06/05/2020	06/05/2020	\$3.81	\$0.00
18339	1 Homestead Family Farms	001	6-535-4	06/05/2020	06/05/2020	\$3.67	\$0.00
18340	1 Vapor Express	001	1-1510-3	06/05/2020	06/05/2020	\$22.34	\$0.00
18331	167 Lebanon Water Works Company,	001	3-2520-23	06/05/2020	06/05/2020	\$5.87	\$0.00
<b>Expense Account 00519-0000 Totals</b>						\$65.46	\$0.00
<b>Expense Account 00520-0001 Office - Utilities</b>							
18407	11 Windstream	001	160146700	06/23/2020	06/23/2020	\$341.36	\$0.00
18323	19 Atmos Energy	001	3008948391	06/03/2020	06/03/2020	\$54.79	\$0.00
18324	19 Atmos Energy	001	4026317180	06/03/2020	06/03/2020	\$44.19	\$0.00
18404	97 Kentucky Utilities	001	May	06/18/2020	06/18/2020	\$503.32	\$0.00
18342	190 Marion County Fiscal Court	001	1-4646-1	06/05/2020	06/05/2020	\$14.00	\$0.00
18341	262 City of Lebanon	001	June	06/05/2020	06/05/2020	\$1,000.00	\$0.00
18321	489 Time Warner Cable	001	325755601052	06/03/2020	06/03/2020	\$360.00	\$0.00
18320	496 Bluegrass Cellular	001	211467723	06/03/2020	06/03/2020	\$190.02	\$0.00
<b>Expense Account 00520-0001 Totals</b>						\$2,507.68	\$0.00

Voucher #	Vendor	Batch	Invoice #	Invoice Date	Expense Date	Debit Amount	Credit Amount	
<b>Expense Account 00520-0002</b>		Office - Repairs & Maintenance						
18314	10	Allison Denise Edelen	001	May	06/03/2020	06/03/2020	\$130.50	\$0.00
18412	10	Allison Denise Edelen	001	June	06/30/2020	06/30/2020	\$108.00	\$0.00
18348	150	United Systems & Software, Inc.	001	77510	06/05/2020	06/05/2020	\$2,000.00	\$0.00
18380	349	John Deere Financial	001	May	06/09/2020	06/09/2020	\$10.47	\$0.00
18317	543	Springfield Laundry	001	May	06/03/2020	06/03/2020	\$97.84	\$0.00
18360	554	Cardmember Service (cnb)	001	May	06/09/2020	06/09/2020	\$27.18	\$0.00
<b>Expense Account 00520-0002 Totals</b>							\$2,373.99	\$0.00
<b>Expense Account 00520-0003</b>		Office - Supplies						
18358	46	Danville Office Equipment	001	May	06/09/2020	06/09/2020	\$575.77	\$0.00
18359	46	Danville Office Equipment	001	LW01	06/09/2020	06/09/2020	\$392.50	\$0.00
18364	150	United Systems & Software, Inc.	001	77379	06/09/2020	06/09/2020	\$335.80	\$0.00
<b>Expense Account 00520-0003 Totals</b>							\$1,304.07	\$0.00
<b>Expense Account 00525-0000</b>		Legal & Accounting						
18362	460	Stoll Keenon Ogden PLLC	001	930559	06/09/2020	06/09/2020	\$2,313.00	\$0.00
<b>Expense Account 00525-0000 Totals</b>							\$2,313.00	\$0.00
<b>Expense Account 00525-0005</b>		Surveying/Eng Fees/Prof Fees						
18403	466	McGregor & Associates, Inc.	001	98093	06/18/2020	06/18/2020	\$275.00	\$0.00
18363	542	Terra Graphics, LLC	001	May	06/09/2020	06/09/2020	\$1,095.00	\$0.00
<b>Expense Account 00525-0005 Totals</b>							\$1,370.00	\$0.00
<b>Expense Account 00526-0000</b>		Postage & Freight						
18417	124	Petty Cash Fund - Lebanon Water	001	April	06/30/2020	06/30/2020	\$9.60	\$0.00
18395	128	Postmaster	001	June	06/16/2020	06/16/2020	\$157.15	\$0.00
18416	128	Postmaster	001	June	06/30/2020	06/30/2020	\$695.41	\$0.00
<b>Expense Account 00526-0000 Totals</b>							\$862.16	\$0.00
<b>Expense Account 00535-0000</b>		Directors' Fees						
18350	162	James R. Moraja, Sr.	001	Jan-June	06/08/2020	06/08/2020	\$1,050.00	\$0.00
18353	165	Mary Jane Shockency	001	Jan-June	06/08/2020	06/08/2020	\$1,050.00	\$0.00
18352	166	William P. Thompson	001	Jan-June	06/08/2020	06/08/2020	\$1,050.00	\$0.00
18354	229	Robert H. Smith	001	Jan-June	06/08/2020	06/08/2020	\$1,050.00	\$0.00
18355	382	Denise D. Thomas	001	Jan-June	06/08/2020	06/08/2020	\$1,050.00	\$0.00
18351	422	John S. Turner	001	Jan-June	06/08/2020	06/08/2020	\$1,050.00	\$0.00
<b>Expense Account 00535-0000 Totals</b>							\$6,300.00	\$0.00
<b>Expense Account 00538-0000</b>		Lab Testing-Outside Services						
18349	553	Pace Analytical Services, LLC	001	2011280-44	06/05/2020	06/05/2020	\$1,272.00	\$0.00
<b>Expense Account 00538-0000 Totals</b>							\$1,272.00	\$0.00
<b>Expense Account 00546-0001</b>		Uniforms & Safety Exp						
18371	580	Western First Aid and Safety-AUC	001	b005310	06/09/2020	06/09/2020	\$116.08	\$0.00
<b>Expense Account 00546-0001 Totals</b>							\$116.08	\$0.00
<b>Expense Account 00546-0002</b>		Cont Education Expense						
18360	554	Cardmember Service (cnb)	001	May	06/09/2020	06/09/2020	\$206.00	\$0.00
18392	586	Fred Pryor Seminars	001	5529922	06/16/2020	06/16/2020	\$506.68	\$0.00
<b>Expense Account 00546-0002 Totals</b>							\$712.68	\$0.00
<b>Expense Account 00546-0003</b>		Membership Dues/Fees						
18361	456	Cardmember Service (fnb)	001	May	06/09/2020	06/09/2020	\$12.99	\$0.00
18318	466	McGregor & Associates, Inc.	001	97564	06/03/2020	06/03/2020	\$50.00	\$0.00
18319	466	McGregor & Associates, Inc.	001	97617	06/03/2020	06/03/2020	\$91.00	\$0.00
18402	466	McGregor & Associates, Inc.	001	97850	06/18/2020	06/18/2020	\$200.00	\$0.00
<b>Expense Account 00546-0003 Totals</b>							\$353.99	\$0.00
<b>Expense Account 00546-0004</b>		Covid-19 Expense						
18378	539	Water Solutions Unlimited	001	35990	06/09/2020	06/09/2020	\$1,125.00	\$0.00
18379	539	Water Solutions Unlimited	001	36095	06/09/2020	06/09/2020	\$412.50	\$0.00
18329	583	Patty Sizemore	001	6-5-20	06/05/2020	06/05/2020	\$250.00	\$0.00

Voucher #	Vendor	Batch	Invoice #	Invoice Date	Expense Date	Debit Amount	Credit Amount
<b>Expense Account 00546-0004 Totals</b>						\$1,787.50	\$0.00
<b>Expense Account 00560-0000</b>							
Non-Operating Expenses							
18389	446	Jamie Bickett	001 20200518	06/09/2020	06/09/2020	\$219.82	\$0.00
<b>Expense Account 00560-0000 Totals</b>						\$219.82	\$0.00
<b>Report Totals</b>						\$954,409.53	\$0.00



## Capital Projects

### June 2020

Marion/Taylor Interconnect Project-

- Restorations ongoing

KIA FY18-006 Project Update-

#### **Project Schedule**

Project DOW Review - September 2018

Project Bid – October 2018- Distribution work

Construction Competition – August 24,2019

**- Line Work - Construction is 100% complete. Gist is working on punch list items and more ground restorations**

- WTP Work – Bids opened on Thursday May 30

- 4 bidders
- Low Bidder was Judy Construction - \$2,566,000.00

Additional funds request was approved by KIA on Sept. 26<sup>th</sup> and the contract with Judy Construction has been signed.

**Judy Construction has started construction. Progress is defined on the next page.**



P.O. BOX 457 CYNTHIANA, KENTUCKY 41031  
Telephone (859) 234-6900 Fax (859) 234-3480  
www.judyconstructionco.com

**LEBANON WATER TREATMENT PLANT IMPROVEMENTS  
PROGRESS SCHEDULE  
June 24, 2020**

**WORK COMPLETED LAST 30 DAYS**

Completed erection of Metal Bldg #2&2a (G&G Contracting)  
Modified two exhaust fan openings at Metal Bldg #2 (G&G Contracting)  
Installed louvers at Metal Bldg #2 (Koehring)  
Formed and poured concrete stairs at Metal Bldg #2  
Installed overhead doors at Metal Bldg #2&2a (Overhead Door of Louisville)  
Completed excavation of piers for Metal Bldg #1  
Poured piers for Metal Bldg #1  
Completed erection of Metal Bldg #1 (G&G Contracting)  
Delivery of mag meter, MTU panel, etc. (HTI)  
Excavated, formed and poured piers for conduits from RWPS  
Completed underground conduit ditches (JL Davis)

**WORK SCHEDULED FOR THE NEXT 30 DAYS**

Form and pour shored slab at Electrical Bldg  
Form and pour stairs at Electrical Bldg  
Hookup MTU panel, in order to retrieve data from new mag meter (JL Davis)  
Install 16" mag meter at Ex. Influent Meter Vault (night work)  
Clear out area for Sodium Hypo Bulk Tanks – plant operators  
Form and pour 3" tank pad for 3 Bulk Tanks  
Set 3 Bulk Tanks and install chemical feed piping (Wiglesworth)  
Install HM doors, hardware at Metal Bldg #2



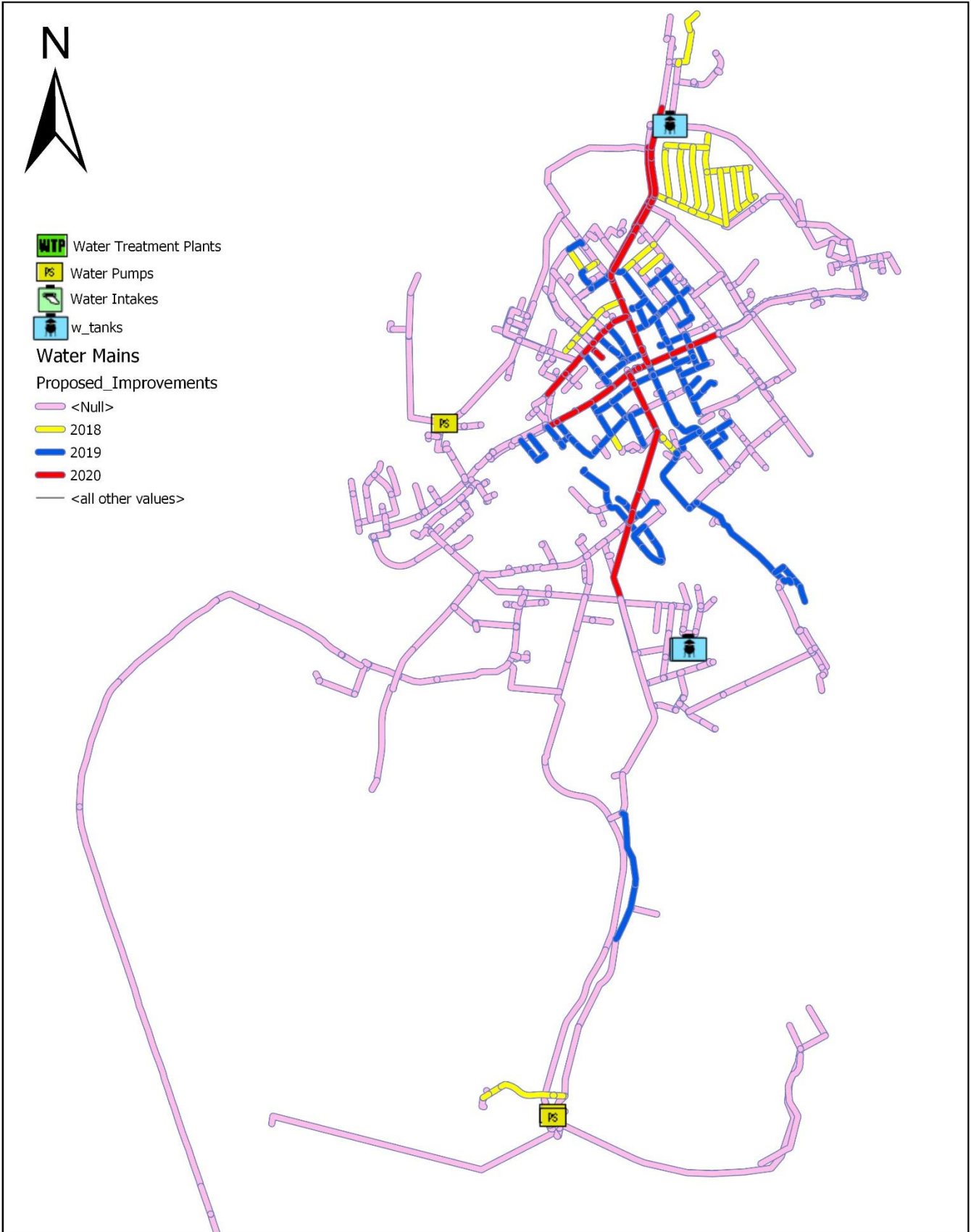
*Celebrating 40 Years of Business*



### Small Systems

To the extent possible, a minimum of 15 percent of all funds credited to the project fund will be used to assist systems serving fewer than 10,000 persons. The following table lists the 25 projects for small systems of the total 39 projects invited in the first round to participate in the 2020 DWSRF program.

Rank	Score	Loan Number	WRIS PNum	Applicant	Project Title	Invited Loan Amount	Invite Status	Service Area Population	DCR	Principal Forgiveness Amount
0		F19-002	WX21205048	Morehead, City of	Regional Water Treatment Plant Construction	\$6,643,550		8,074	Yes*	\$0
2	565	F20-002	WX21155044	Lebanon Water Works Company Inc	Lebanon Main Replacement Project	\$5,238,230		6,144	Yes	\$0
4	350	F20-004	WX21087024	Greensburg, City of	Water Distribution System Improvements	\$4,875,000		2,283	Yes	\$0
5	255	F20-005	WX21133034	Fleming-Neon, City of	Fleming-Neon Waterline Improvement Project - Phase I	\$791,114	Conditional	3,081	Yes	\$0
6	230	F20-006	WX21175009	West Liberty, City of	Water Quality Improvements Project	\$500,000		3,431		\$0
8	220	F20-008	WX21095003	Cumberland, City of	Cumberland Water System Improvements	\$1,664,000		3,568	Yes	\$832,000
10	210	F20-010	WX21025059	Jackson, City of	Jackson Waterline Replacement Project Phase I	\$2,000,000		4,800	Yes	\$1,000,000
11	185	F20-011	WX21041006	Carrollton, City of	Mains - Materials and Infrastructure Size Replacement Project	\$1,961,266		4,629		\$0
12	175	F20-012	WX21137017	McKinney Water District	McKinney WD - Phase 1 Water Improvements Project	\$1,718,115	Conditional	4,274		\$0
13	145	F20-013	WX21065009	Estill County Water District #1	ECWD - Phase 11 - System Improvements / Unaccounted for Water Re	\$1,080,000	Conditional	9,374	Yes	\$540,000
15	140	F20-015	WX21183047	Fordville, City of	Fordville Water Tank Rehab Project	\$417,500		927		\$0
16	130	F20-016	WX21197020	Stanton, City of	Stanton - Water Improvements Project	\$700,000		5,398	Yes	\$0
17	125	F20-017	WX21139027	Salem, City of	Salem - Water Main Replacement Project	\$290,463		749	Yes	\$0
18	115	F20-018	WX21133055	Whitesburg, City of	Waterline Replacement and Water Tank Rehab	\$1,305,000	Conditional	3,203	Yes	\$0
21	105	F20-021	WX21165025	Cave Run Water Commission	Cave Run Water Commission Elevated Water Storage Tank Construction Project	\$1,171,350		-		\$0
22	105	F20-022	WX21089093	Flatwoods, City of	City of Flatwoods Water Tank Rehab Project	\$180,000		8,012		\$0
26	95	F20-026	WX21133100	Whitesburg, City of	Whitesburg - Water Storage Tank Replacement	\$947,000	Conditional	3,203	Yes	\$0
27	95	F20-027	WX21149005	McLean County Fiscal Court	Beech Grove Water System Storage Tank Addition	\$1,305,650	Conditional	1,136		\$0
29	90	F20-029	WX21203008	Mount Vernon, City of	Tower Tank Transmission Main	\$323,300		4,404	Yes	\$0
30	90	F20-030	WX21041007	West Carroll Water District	Hardy Creek Extension	\$131,142		2,471		\$0
31	85	F20-031	WX21099040	Munfordville, City of	Munfordville Water Meter Replacement	\$153,000		1,484	Yes	\$76,500
32	85	F20-032	WX21065006	Estill County Water District #1	ECWD - Meter Purchase and Replacement Project	\$500,000	Conditional	9,374	Yes	\$250,000
33	85	F20-033	WX21235006	Williamsburg, City of	Valve locating; recovery; exercising and/or replacement	\$100,000	Conditional	5,248	Yes	\$0
34	85	F20-034	WX21143017	Lyon County Water District	LCWD - Water System and Storage Tank Improvements Project	\$2,094,675		4,039		\$0
40	80	F20-040	WX21199127	Science Hill, City of	KY 1247 Waterline Extension	\$514,700	Conditional	4,814		\$0
<b>Totals:</b>						<b>\$36,605,055</b>				<b>\$2,698,500</b>



Lebanon Water Works Company  
Capital Improvement Plan Map



## New Economic Development Opportunity & Springfield Connection

- Daren to give update

## COVID-19

Discuss our response to the virus

## FY20 Corporate Goals Review and FY 21 Corporate Goals

Discussion - Daren To Provide Handout

## FY20 Superintendent Goals Review and FY 21 Superintendent Goals

Discussion - Daren To Provide Handout

## KRWA UMI Class

- The UMI offers training to managers and those interested in becoming managers of both water and wastewater utilities. Through a set of six courses, the graduates of the program gain practical university-based training in the field of utility management. Completion of all six courses in this progressive management training earns the graduate the professional designation of UMP (Utility Management Professional). As of today, over 500 water and wastewater professionals have taken part in the Utility Management Institute, including over 300 UMP graduates.





120 S. Proctor Knot Ave  
Lebanon, KY 40033  
(270) 692-2491  
[www.lebanonwaterworks.com](http://www.lebanonwaterworks.com)