

North McLean County Water District

PO Box 68, 217 Hill Street

Livermore, KY 42352

270-278-2800

nmcleanwater@bellsouth.net

May 21, 2020

To: Executive Director
Public Service Commission

RE: Purchased Water Adjustment


To Whom It May Concern,

At the regular meeting of the Board of Commissioners of the North McLean County Water District on May 18, 2020, it was decided to file with the Public Service Commission a purchased water adjustment due to our supplier, West Daviess County Water District, increasing our wholesale rate.

North McLean County Water District is requesting to recover two purchased water rate increases from West Daviess County Water District as the 2019 increase was so minimal.

If you have any questions concerning this request or need additional information, please contact our office.

Sincerely,



Tiffany Sallee

Secretary

**PURCHASED WATER ADJUSTMENT FOR
 WATER DISTRICTS AND WATER ASSOCIATIONS
 (807 KAR 5:068)**

Name of Utility	North McLean County Water District	
Date	04/27/2020	
Address	217 Hill Street, PO Box 68	
City, State, Zip	Livermore, KY	42352
Telephone Number	(270) 278-2800	
Email Address	nmcleanwater@bellsouth.net	

1.a. Name of all wholesale suppliers and the base (current) rate and changed rate of each. In the event the water purchased is billed by the supplier on a rate that is not a flat rate schedule, the entire rate schedule must be shown. Attach additional sheets if necessary.

Supplier(s)	Base Rate	Changed Rate
McLean County Regional Water	2.68 per 1,000	N/A
West Daviess County Water District	(3.10 per 1,000) 3.19 per 1,000	3.85 per 1,000
Ohio County Water District (Emergency Only)	2.68 per 1,000	N/A

1.b. A copy of the supplier's notice of the changed rate showing the effective date of the increase is attached as Exhibit

2. Twelve-month period upon which the purchased water adjustment is based. (This twelve-month period must end within 90 days of this filing).

From	March 2019	through	February 2020
	(month and year)		(month and year)

3. Statement of water purchases. Where water is purchased from more than one supplier, purchases from each supplier must be shown separately. If water is purchased through a

declining block rate schedule, purchases for each month must be shown. Attach an additional sheet if necessary.


Supplier(s)	Gallons Purchased during 12 month period
McLean County Regional	101687000
West Daviess County Water District	4320000
Ohio County Water District	0
TOTAL PURCHASES	106007000
4. Total gallons sold for the 12 month period	95877000
5. Increased water cost	3,196.80
<p>The increased water cost is the cost difference between purchases at base (current rate) and purchases at new rate. The calculation and all supporting documents used to determine the change in purchased water costs sufficient to determine the accuracy of the calculation is attached as Exhibit</p>	
6. Purchased water adjustment factor	0.04 Per 1000 gallons
<p>The purchased water adjustment factor is obtained by dividing the increased cost of water by the total gallons sold.</p> <p>Note: The purchased water adjustment factor is added to each thousand gallons sold. If the minimum usage is 2,000 gallons then the purchased water adjustment factor would be added to the minimum bill twice.</p>	
7. A schedule listing the current and proposed rates is attached as Exhibit	
8. A copy of the resolution or other document of the utility's governing body authorizing the proposed rates is attached as Exhibit	
9. Proposed effective date	June 1, 2020
	
Signature of Utility Officer	
Secretary	
Title	

Exhibit C
North McLean County Water District
Current and Proposed Rates

<u>Current Monthly Rates</u>	<u>Proposed Monthly Rates</u>	<u>Dollar Change</u>
First 2,000 gallons \$18.36 Minimum Bill	\$18.44 Minimum Bill	\$0.08
Next 8,000 gallons \$6.66 per 1,000 gallons	\$6.70 per 1,000 gallons	\$0.04
Next 30,000 gallons \$6.04 per 1,000 gallons	\$6.08 per 1,000 gallons	\$0.04
Over 40,000 gallons \$5.45 per 1,000 gallons	\$5.49 per 1,000 gallons	\$0.04

WEST DAVIESS COUNTY WATER DISTRICT

3400 Bittel Rd.
Owensboro, KY 42301
Phone: (270) 685-5594
Fax: (270) 683-6324


May 20, 2020

TO: All wholesale customers

This is to inform you that the West Daviess County Water District has filed and received approval for a rate increase with the Public Service Commission. This increase is a result of Owensboro Municipal Utilities' rate increase to our wholesale rate. The water rate attributed to your system will increase from \$ 3.19 per 1,000 gallons to \$ 3.85 per 1,000 gallons. This rate will become effective June 1, 2020.

If you have any questions concerning this, please contact our office.

Sincerely,



William G. Higdon
Manager

WEST DAVIESS COUNTY WATER DISTRICT

3400 Bittel Rd.

Owensboro, KY 42301

Phone: (270) 685-5594

Fax: (270) 683-6324

April 22, 2020


TO : All Wholesale Customers

RE : Purchased Water Rate Adjustment

This letter is to inform you that the West Daviess County Water District has filed with the Public Service Commission for a purchased water rate adjustment due to Owensboro Municipal Utilities (OMU) increasing our water rate we purchase from them. The proposed rate for your system will, if approved, increase from \$ 3.19 per 1,000 gallons to \$ 3.84 per 1,000 gallons effective June 1, 2020. We will send another letter later confirming whether the purchased rate adjustment was approved by the Public Service Commission.

If there are any questions concerning this matter, please contact our office.

Sincerely,



William G. Higdon
Manager

WEST DAVIESS COUNTY WATER DISTRICT

3400 Bittel Rd.
Owensboro, KY 42301
Phone: (270) 685-5594
Fax: (270) 683-6324

March 26, 2019


TO : All Wholesale Customers

RE : Purchased Water Rate Adjustment

This letter is to inform you that the West Daviess County Water District has filed with the Public Service Commission for a purchased water rate adjustment due to Owensboro Municipal Utilities (OMU) increasing our water rate we purchase from them. The proposed rate for your system will, if approved, increase from \$ 3.10 per 1,000 gallons to \$ 3.19 per 1,000 gallons effective June 1, 2019. We will send another letter later confirming whether the purchased rate adjustment was approved by the Public Service Commission.

If there are any questions concerning this matter, please contact our office.

Sincerely,



William G. Higdon
Manager

2019 Water Purchased

<u>McLean Co. Regional</u>		<u>136 East Calhoun Meter</u>		<u>1-01445-1</u>			
	Beg Read	End Read	Consump	Amt	Amt	Rate	
January	6,584,000	6,822,000	238,000	\$ 637.84	\$ 637.84	\$ 2.68	
February	6,822,000	7,042,000	220,000	\$ 589.60	\$ 589.60	\$ 2.68	
March	7,042,000	7,281,000	239,000	\$ 640.52	\$ 640.52	\$ 2.68	
April	7,281,000	7,558,000	277,000	\$ 742.36	\$ 742.36	\$ 2.68	
May	7,558,000	7,865,000	307,000	\$ 822.76	\$ 822.76	\$ 2.68	
June	7,865,000	8,155,000	290,000	\$ 777.20	\$ 777.20	\$ 2.68	
July	8,155,000	8,495,000	340,000	\$ 911.20	\$ 911.20	\$ 2.68	
August	8,495,000	8,805,000	310,000	\$ 830.80	\$ 830.80	\$ 2.68	
September	8,805,000	9,085,000	280,000	\$ 750.40	\$ 750.40	\$ 2.68	
October	9,085,000	9,310,000	225,000	\$ 603.00	\$ 603.00	\$ 2.68	
November	9,310,000	9,572,000	262,000	\$ 702.16	\$ 702.16	\$ 2.68	
December	9,572,000	9,821,000	249,000	\$ 667.32	\$ 667.32	\$ 2.68	
Totals			3,237,000	\$ 8,675.16	\$ 8,675.16		

<u>McLean Co. Regional</u>		<u>Livermore Emerg. Only- Meter</u>					
	Beg Read	End Read	Consump	Amt	Amt	Rate	
January			0	\$ -	\$ -	\$ 2.68	
February			0	\$ -	\$ -	\$ 2.68	
March			0	\$ -	\$ -	\$ 2.68	
April			0	\$ -	\$ -	\$ 2.68	
May			0	\$ -	\$ -	\$ 2.68	
June			0	\$ -	\$ -	\$ 2.68	
July			0	\$ -	\$ -	\$ 2.68	
August			0	\$ -	\$ -	\$ 2.68	
September			0	\$ -	\$ -	\$ 2.68	
October			0	\$ -	\$ -	\$ 2.68	
November			0	\$ -	\$ -	\$ 2.68	
December			0	\$ -	\$ -	\$ 2.68	
Total			0	\$ -	\$ -		

<u>Ohio Co. Water District</u>		<u>Ohio County - Hwy 1080</u>		<u>0075-00040-1</u>			
	Beg Read	End Read	Consump	Amt	Amt	Rate	
January			0	\$ -	\$ -	\$ 2.68	
February			0	\$ -	\$ -	\$ 2.68	
March			0	\$ -	\$ -	\$ 2.68	
April			0	\$ -	\$ -	\$ 2.68	
May			0	\$ -	\$ -	\$ 2.68	
June			0	\$ -	\$ -	\$ 2.68	
July			0	\$ -	\$ -	\$ 2.68	
August			0	\$ -	\$ -	\$ 2.68	
September			0	\$ -	\$ -	\$ 2.68	
October			0	\$ -	\$ -	\$ 2.68	
November			0	\$ -	\$ -	\$ 2.68	
December			0	\$ -	\$ -	\$ 2.68	
Total			0	\$ -	\$ -		

2019 Water Purchased

<u>McLean Co Regional</u>			<u>136 West Calhoun Meter</u>		<u>1-01565-1</u>		
	Beg Read	End Read	Consump	Amt	Amt		Rate
January	212,260,000	212,561,000	301,000	\$ 806.68	\$ 806.68		\$ 2.68
February	212,561,000	212,843,000	282,000	\$ 755.76	\$ 755.76		\$ 2.68
March	212,843,000	213,129,000	286,000	\$ 766.48	\$ 766.48		\$ 2.68
April	213,129,000	213,444,000	315,000	\$ 844.20	\$ 844.20		\$ 2.68
May	213,444,000	213,813,000	369,000	\$ 988.92	\$ 988.92		\$ 2.68
June	213,813,000	214,153,000	340,000	\$ 911.20	\$ 911.20		\$ 2.68
July	214,153,000	214,525,000	372,000	\$ 996.96	\$ 996.96		\$ 2.68
August	214,525,000	214,898,000	373,000	\$ 999.64	\$ 999.64		\$ 2.68
September	214,898,000	215,318,000	420,000	\$ 1,125.60	\$ 1,125.60		\$ 2.68
October	215,318,000	215,634,000	316,000	\$ 846.88	\$ 846.88		\$ 2.68
November	215,634,000	215,958,000	324,000	\$ 868.32	\$ 868.32		\$ 2.68
December	215,958,000	216,277,000	319,000	\$ 854.92	\$ 854.92		\$ 2.68
Totals			4,017,000	\$ 10,765.56	\$ 10,765.56		

<u>McLean Co. Regional</u>			<u>Hospital -81 North Meter</u>		<u>1-01480-1</u>		
	Beg Read	End Read	Consump	Amt	Amt		Rate
January	79,107,000	81,078,000	1,971,000	\$ 5,282.28	\$ 5,282.28		\$ 2.68
February	81,078,000	82,949,000	1,871,000	\$ 5,014.28	\$ 5,014.28		\$ 2.68
March	82,949,000	84,941,000	1,992,000	\$ 5,338.56	\$ 5,338.56		\$ 2.68
April	84,941,000	87,048,000	2,107,000	\$ 5,646.76	\$ 5,646.76		\$ 2.68
May	87,048,000	89,486,000	2,438,000	\$ 6,533.84	\$ 6,533.84		\$ 2.68
June	89,486,000	91,803,000	2,317,000	\$ 6,209.56	\$ 6,209.56		\$ 2.68
July	91,803,000	94,364,000	2,561,000	\$ 6,863.48	\$ 6,863.48		\$ 2.68
August	94,364,000	96,933,000	2,569,000	\$ 6,884.92	\$ 6,884.92		\$ 2.68
September	96,933,000	99,647,000	2,714,000	\$ 7,273.52	\$ 7,273.52		\$ 2.68
October	99,647,000	101,913,000	2,266,000	\$ 6,072.88	\$ 6,072.88		\$ 2.68
November	101,913,000	103,891,000	1,978,000	\$ 5,301.04	\$ 5,301.04		\$ 2.68
December	103,891,000	105,904,000	2,013,000	\$ 5,394.84	\$ 5,394.84		\$ 2.68
Total			26,797,000	\$ 71,815.96	\$ 71,815.96		

<u>McLean Co. Regional</u>			<u>Hwy 81 N Elevated Tank Meter</u>		<u>1-01473-1</u>		
	Beg Read	End Read	Consump	Amt	Amt		Rate
January	185,461,000	192,511,000	7,050,000	\$ 18,894.00	\$ 18,894.00		\$ 2.68
February	192,511,000	199,074,000	6,563,000	\$ 17,588.84	\$ 17,588.84		\$ 2.68
March	199,074,000	205,541,000	6,467,000	\$ 17,331.56	\$ 17,331.56		\$ 2.68
April	205,541,000	211,799,000	6,258,000	\$ 16,771.44	\$ 16,771.44		\$ 2.68
May	211,799,000	219,443,000	7,644,000	\$ 20,485.92	\$ 20,485.92		\$ 2.68
June	219,443,000	226,692,000	7,249,000	\$ 19,427.32	\$ 19,427.32		\$ 2.68
July	226,692,000	234,772,000	8,080,000	\$ 21,654.40	\$ 21,654.40		\$ 2.68
August	234,772,000	243,026,000	8,254,000	\$ 22,120.72	\$ 22,120.72		\$ 2.68
September	243,026,000	250,732,000	7,706,000	\$ 20,652.08	\$ 20,652.08		\$ 2.68
October	250,732,000	257,841,000	7,109,000	\$ 19,052.12	\$ 19,052.12		\$ 2.68
November	257,841,000	264,260,000	6,419,000	\$ 17,202.92	\$ 17,202.92		\$ 2.68
December	264,260,000	270,593,000	6,333,000	\$ 16,972.44	\$ 16,972.44		\$ 2.68
Total			85,132,000	\$ 228,153.76	\$ 228,153.76		

2019 Water Purchased

<u>West Daviess District</u>	<u>Guffy 815 Daviess County - Meter</u>		<u>0064-08300-000</u>				
	Beg Read	End Read	Consump	Amt	Amt	Rate	
January	15,896,000	16,205,000	309,000	\$ 957.90	\$ 957.90	\$ 3.10	
February	16,205,000	16,408,000	203,000	\$ 629.30	\$ 629.30	\$ 3.10	
March	16,408,000	16,601,000	193,000	\$ 598.30	\$ 598.30	\$ 3.10	
April	16,601,000	16,953,000	352,000	\$ 1,091.20	\$ 1,091.20	\$ 3.10	
May	16,953,000	17,301,000	348,000	\$ 1,078.80	\$ 1,078.80	\$ 3.10	
June	17,301,000	17,832,000	531,000	\$ 1,693.89	\$ 1,693.89	\$ 3.19	
July	17,832,000	18,003,000	171,000	\$ 545.49	\$ 545.49	\$ 3.19	
August	18,003,000	18,630,000	627,000	\$ 2,000.13	\$ 2,000.13	\$ 3.19	
September	18,630,000	18,859,000	229,000	\$ 730.51	\$ 730.51	\$ 3.19	
October	18,859,000	19,357,000	498,000	\$ 1,588.62	\$ 1,588.62	\$ 3.19	
November	19,357,000	19,609,000	252,000	\$ 803.88	\$ 803.88	\$ 3.19	
December	19,609,000	19,888,000	279,000	\$ 890.01	\$ 890.01	\$ 3.19	
Totals			3,992,000	\$ 12,608.03	\$ 12,608.03		

<u>West Daviess Water Dist.</u>	<u>Hwy 81 Daviess County</u>		<u>0064-08400-000</u>				
	Beg Read	End Read	Consump	Amt	Amt	Rate	
January	12,111,000	12,121,000	10,000	\$ 31.00	\$ 31.00	\$ 3.10	
February	12,121,000	12,132,000	11,000	\$ 34.10	\$ 34.10	\$ 3.10	
March	12,132,000	12,146,000	14,000	\$ 43.40	\$ 43.40	\$ 3.10	
April	12,146,000	12,162,000	16,000	\$ 49.60	\$ 49.60	\$ 3.10	
May	12,162,000	12,177,000	15,000	\$ 46.50	\$ 46.50	\$ 3.10	
June	12,177,000	12,189,000	12,000	\$ 38.28	\$ 38.28	\$ 3.19	
July	12,189,000	12,203,000	14,000	\$ 44.66	\$ 44.66	\$ 3.19	
August	12,203,000	12,219,000	16,000	\$ 51.04	\$ 51.04	\$ 3.19	
September	12,219,000	12,233,000	14,000	\$ 44.66	\$ 44.66	\$ 3.19	
October	12,233,000	12,251,000	18,000	\$ 57.42	\$ 57.42	\$ 3.19	
November	12,251,000	12,270,000	19,000	\$ 60.61	\$ 60.61	\$ 3.19	
December	12,270,000	12,289,000	19,000	\$ 60.61	\$ 60.61	\$ 3.19	
Total			178,000	\$ 561.88	\$ 561.88		

<u>West Daviess Water Dist. Livia Daviess County -0056-09992-000</u>	Beg Read	End Read	Consump	Amt	Amt	Rate	
January	741,000	744,000	3,000	\$ 9.30	\$ 9.30	\$ 3.10	
February	744,000	744,000	0	\$ -	\$ -	\$ 3.10	
March	744,000	746,000	2,000	\$ 6.20	\$ 6.20	\$ 3.10	
April	746,000	752,000	6,000	\$ 18.60	\$ 18.60	\$ 3.10	
May	752,000	756,000	4,000	\$ 12.40	\$ 12.40	\$ 3.10	
June			0	\$ -	\$ -	\$ 3.19	
July	752,000	756,000	4,000	\$ 12.76	\$ 12.76	\$ 3.19	
August			0	\$ -	\$ -	\$ 3.19	
September			0	\$ -	\$ -	\$ 3.19	
October	756,000	764,000	8,000	\$ 25.52	\$ 25.52	\$ 3.19	
November			0	\$ -	\$ -	\$ 3.19	
December			0	\$ -	\$ -	\$ 3.19	
Total			27,000	\$ 84.78	\$ 84.78		

2019 Water Purchased

	<u>TOTAL PURCH FROM McL REG</u>			<u>0064-08300-000</u>		Rate
	Beg Read	End Read	Consump	Amt	Amt	
January	483412000	492972000	9560000	\$ 25,620.80	\$ 25,620.80	\$ 2.68
February	492972000	501908000	8936000	\$ 23,948.48	\$ 23,948.48	\$ 2.68
March	501908000	510892000	8984000	\$ 24,077.12	\$ 24,077.12	\$ 2.68
April	510892000	519849000	8957000	\$ 24,004.76	\$ 24,004.76	\$ 2.68
May	519849000	530607000	10758000	\$ 28,831.44	\$ 28,831.44	\$ 2.68
June	530607000	540803000	10196000	\$ 27,325.28	\$ 27,325.28	\$ 2.68
July	540803000	552156000	11353000	\$ 30,426.04	\$ 30,426.04	\$ 2.68
August	552156000	563662000	11506000	\$ 30,836.08	\$ 30,836.08	\$ 2.68
September	563662000	574782000	11120000	\$ 29,801.60	\$ 29,801.60	\$ 2.68
October	574782000	584698000	9916000	\$ 26,574.88	\$ 26,574.88	\$ 2.68
November	584698000	593681000	8983000	\$ 24,074.44	\$ 24,074.44	\$ 2.68
December	593681000	602595000	8914000	\$ 23,889.52	\$ 23,889.52	\$ 2.68
Totals			119183000	\$ 319,410.44	\$ 319,410.44	

106687000

<u>TOTAL WATER PURCHASED FROM ALL WEST DAVIESS</u>						
	Beg Read	End Read	Consump	Amt	Amt	Rate
January	28748000	29070000	322000	\$ 998.20	\$ 998.20	\$ 3.10
February	29070000	29284000	214000	\$ 663.40	\$ 663.40	\$ 3.10
March	29284000	29493000	209000	\$ 647.90	\$ 647.90	\$ 3.10
April	29493000	29867000	374000	\$ 1,159.40	\$ 1,159.40	\$ 3.10
May	29867000	30234000	367000	\$ 1,137.70	\$ 1,137.70	\$ 3.10
June	29478000	30021000	543000	\$ 1,683.30	\$ 1,683.30	\$ 3.10
July	30773000	30962000	189000	\$ 602.91	\$ 602.91	\$ 3.19
August	30206000	30849000	643000	\$ 2,051.17	\$ 2,051.17	\$ 3.19
September	30849000	31092000	243000	\$ 775.17	\$ 775.17	\$ 3.19
October	31848000	32372000	524000	\$ 1,671.56	\$ 1,671.56	\$ 3.19
November	31608000	31879000	271000	\$ 864.49	\$ 864.49	\$ 3.19
December	31879000	32177000	298000	\$ 950.62	\$ 950.62	\$ 3.19
Totals	363103000	367300000	4197000	\$ 13,205.82	\$ 13,205.82	

<u>TOTAL WATER PURCHASED FROM ALL SUPPLIERS</u>						
	Beg Read	End Read	Consump	Amt	Amt	Rate
January			9,882,000	\$ 26,619.00	\$ 26,619.00	
February			9,150,000	\$ 24,611.88	\$ 24,611.88	
March			9,193,000	\$ 24,725.02	\$ 24,725.02	
April			9,331,000	\$ 25,164.16	\$ 25,164.16	
May			11,125,000	\$ 29,969.14	\$ 29,969.14	
June			10,739,000	\$ 29,008.58	\$ 29,008.58	
July			11,542,000	\$ 31,028.95	\$ 31,028.95	
August			12,149,000	\$ 32,887.25	\$ 32,887.25	
September			11,363,000	\$ 30,576.77	\$ 30,576.77	
October			10,440,000	\$ 28,246.44	\$ 28,246.44	
November			9,254,000	\$ 24,938.93	\$ 24,938.93	
December			9,212,000	\$ 24,840.14	\$ 24,840.14	
Totals	0	0	123,380,000	\$ 332,616.26	\$ 332,616.26	

2020 Water Purchased

	<u>McLean Co Regional</u>		<u>136 West Calhoun Meter</u>		<u>1-01565-1</u>		Rate
	Beg Read	End Read	Consump	Amt	Amt		
January	216,277,000	216,543,000	266,000	\$ 712.88	\$ 712.88	\$ 2.68	
February	216,543,000	216,801,000	258,000	\$ 691.44	\$ 691.44	\$ 2.68	
March	216,801,000	217,090,000	289,000	\$ 774.52	\$ 774.52	\$ 2.68	
April			0	\$ -	\$ -	\$ 2.68	
May			0	\$ -	\$ -	\$ 2.68	
June			0	\$ -	\$ -	\$ 2.68	
July			0	\$ -	\$ -	\$ 2.68	
August			0	\$ -	\$ -	\$ 2.68	
September			0	\$ -	\$ -	\$ 2.68	
October			0	\$ -	\$ -	\$ 2.68	
November			0	\$ -	\$ -	\$ 2.68	
December			0	\$ -	\$ -	\$ 2.68	
Totals			813,000	\$ 2,178.84	\$ 2,178.84		

	<u>McLean Co. Regional</u>		<u>Hospital -81 North Meter</u>		<u>1-01480-1</u>		Rate
	Beg Read	End Read	Consump	Amt	Amt		
January	105,904,000	107,842,000	1,938,000	\$ 5,193.84	\$ 5,193.84	\$ 2.68	
February	107,842,000	109,571,000	1,729,000	\$ 4,633.72	\$ 4,633.72	\$ 2.68	
March	109,571,000	111,555,000	1,984,000	\$ 5,317.12	\$ 5,317.12	\$ 2.68	
April			0	\$ -	\$ -	\$ 2.68	
May			0	\$ -	\$ -	\$ 2.68	
June			0	\$ -	\$ -	\$ 2.68	
July			0	\$ -	\$ -	\$ 2.68	
August			0	\$ -	\$ -	\$ 2.68	
September			0	\$ -	\$ -	\$ 2.68	
October			0	\$ -	\$ -	\$ 2.68	
November			0	\$ -	\$ -	\$ 2.68	
December			0	\$ -	\$ -	\$ 2.68	
Total			5,651,000	\$ 15,144.68	\$ 15,144.68		

	<u>McLean Co. Regional</u>		<u>Hwy 81 N Elevated Tank Meter</u>		<u>1-01473-1</u>		Rate
	Beg Read	End Read	Consump	Amt	Amt		
January	270,593,000	276,491,000	5,898,000	\$ 15,806.64	\$ 15,806.64	\$ 2.68	
February	276,491,000	281,991,000	5,500,000	\$ 14,740.00	\$ 14,740.00	\$ 2.68	
March	281,991,000	288,433,000	6,442,000	\$ 17,264.56	\$ 17,264.56	\$ 2.68	
April			0	\$ -	\$ -	\$ 2.68	
May			0	\$ -	\$ -	\$ 2.68	
June			0	\$ -	\$ -	\$ 2.68	
July			0	\$ -	\$ -	\$ 2.68	
August			0	\$ -	\$ -	\$ 2.68	
September			0	\$ -	\$ -	\$ 2.68	

October	0	\$	-	\$	-	\$	2.68
November	0	\$	-	\$	-	\$	2.68
December	0	\$	-	\$	-	\$	2.68
Total	17,840,000	\$	47,811.20	\$	47,811.20		

2020 Water Purchased

	<u>McLean Co. Regional</u>		<u>136 East Calhoun Meter</u>		<u>1-01445-1</u>		Rate
	Beg Read	End Read	Consump	Amt	Amt		
January	9,821,000	10,115,000	294,000	\$ 787.92	\$ 787.92	\$ 2.68	
February	10,115,000	10,342,000	227,000	\$ 608.36	\$ 608.36	\$ 2.68	
March	10,342,000	10,559,000	217,000	\$ 581.56	\$ 581.56	\$ 2.68	
April			0	\$ -	\$ -	\$ 2.68	
May			0	\$ -	\$ -	\$ 2.68	
June			0	\$ -	\$ -	\$ 2.68	
July			0	\$ -	\$ -	\$ 2.68	
August			0	\$ -	\$ -	\$ 2.68	
September			0	\$ -	\$ -	\$ 2.68	
October			0	\$ -	\$ -	\$ 2.68	
November			0	\$ -	\$ -	\$ 2.68	
December			0	\$ -	\$ -	\$ 2.68	
Totals			738,000	\$ 1,977.84	\$ 1,977.84		

	<u>McLean Co. Regional</u>		<u>Livermore Emerg. Only- Meter</u>		Rate
	Beg Read	End Read	Consump	Amt	
January			0	\$ -	\$ 2.68
February			0	\$ -	\$ 2.68
March			0	\$ -	\$ 2.68
April			0	\$ -	\$ 2.68
May			0	\$ -	\$ 2.68
June			0	\$ -	\$ 2.68
July			0	\$ -	\$ 2.68
August			0	\$ -	\$ 2.68
September			0	\$ -	\$ 2.68
October			0	\$ -	\$ 2.68
November			0	\$ -	\$ 2.68
December			0	\$ -	\$ 2.68
Total			0	\$ -	

	<u>Ohio Co. Water District</u>		<u>Ohio County - Hwy 1080</u>		<u>0075-00040-1</u>		Rate
	Beg Read	End Read	Consump	Amt	Amt		
January			0	\$ -	\$ -	\$ 2.68	
February			0	\$ -	\$ -	\$ 2.68	
March			0	\$ -	\$ -	\$ 2.68	
April			0	\$ -	\$ -	\$ 2.68	
May			0	\$ -	\$ -	\$ 2.68	
June			0	\$ -	\$ -	\$ 2.68	
July			0	\$ -	\$ -	\$ 2.68	
August			0	\$ -	\$ -	\$ 2.68	
September			0	\$ -	\$ -	\$ 2.68	

October	0 \$	-	\$	-	\$	2.68
November	0 \$	-	\$	-	\$	2.68
December	0 \$	-	\$	-	\$	2.68
Total	0 \$	-	\$	-		

2020 Water Purchased

<u>West Daviess District</u>	<u>Guffy 815 Daviess County - Meter</u>		<u>0064-08300-000</u>			
	Beg Read	End Read	Consump	Amt	Amt	Rate
January	19,888,000	20,230,000	342,000	\$ 1,090.98	\$ 1,090.98	\$ 3.19
February	20,230,000	20,498,000	268,000	\$ 854.92	\$ 854.92	\$ 3.19
March	20,498,000	20,836,000	338,000	\$ 1,078.22	\$ 1,078.22	\$ 3.19
April			0	\$ -	\$ -	\$ 3.19
May			0	\$ -	\$ -	\$ 3.19
June			0	\$ -	\$ -	\$ 3.19
July			0	\$ -	\$ -	\$ 3.19
August			0	\$ -	\$ -	\$ 3.19
September			0	\$ -	\$ -	\$ 3.19
October			0	\$ -	\$ -	\$ 3.19
November			0	\$ -	\$ -	\$ 3.19
December			0	\$ -	\$ -	\$ 3.19
Totals			948,000	\$ 3,024.12	\$ 3,024.12	

<u>West Daviess Water Dist.</u>	<u>Hwy 81 Daviess County</u>		<u>0064-08400-000</u>			
	Beg Read	End Read	Consump	Amt	Amt	Rate
January	12,289,000	12,314,000	25,000	\$ 79.75	\$ 79.75	\$ 3.19
February	12,314,000	12,333,000	19,000	\$ 60.61	\$ 60.61	\$ 3.19
March	12,333,000	12,356,000	23,000	\$ 73.37	\$ 73.37	\$ 3.19
April				\$ -	\$ -	\$ 3.19
May				\$ -	\$ -	\$ 3.19
June				\$ -	\$ -	\$ 3.19
July				\$ -	\$ -	\$ 3.19
August				\$ -	\$ -	\$ 3.19
September				\$ -	\$ -	\$ 3.19
October				\$ -	\$ -	\$ 3.19
November				\$ -	\$ -	\$ 3.19
December				\$ -	\$ -	\$ 3.19
Total			67,000	\$ 213.73	\$ 213.73	

<u>West Daviess Water Dist. Livia Daviess County -0056-09992-000</u>	Beg Read	End Read	Consump	Amt	Amt	Rate
January	764,000	769,000	5,000	\$ 15.95	\$ 15.95	\$ 3.19
February			0	\$ -	\$ -	\$ 3.19
March			0	\$ -	\$ -	\$ 3.19
April			0	\$ -	\$ -	\$ 3.19
May			0	\$ -	\$ -	\$ 3.19
June			0	\$ -	\$ -	\$ 3.19
July			0	\$ -	\$ -	\$ 3.19
August			0	\$ -	\$ -	\$ 3.19
September			0	\$ -	\$ -	\$ 3.19

October	0	\$	-	\$	-	\$	3.19
November	0	\$	-	\$	-	\$	3.19
December	0	\$	-	\$	-	\$	3.19
Total	5,000	\$	15.95	\$	15.95		

2019 Gallons Read

	136 E	Cal 136 W	Cal Hosp	Hwy 81#2	Hwy 81
January	260,000	292,700	1,868,000	6,540,400	11,400
February	244,000	315,100	2,124,000	7,490,200	2,200
March	189,000	244,200	1,617,000	5,718,200	21,200
April	224,000	257,900	1,818,000	5,631,200	13,900
May	255,000	296,300	1,935,000	5,607,100	11,400
June	332,000	404,700	2,723,000	8,631,400	15,400
July	296,000	329,400	2,240,000	7,265,100	14,000
August	328,000	394,800	2,770,000	7,975,100	13,900
September	338,000	386,000	2,433,000	8,273,100	14,000
October	231,000	370,400	2,575,000	7,417,300	17,000
November	193,000	271,100	1,943,000	6,587,600	11,700
December					
Totals	2,890,000	3,269,900	22,178,000	77,136,700	146,100

	W Dav Guf	Ohio Co.	Livia	Livermore	Totals
January	259,000	0	0	0	9,231,500
February	261,000	0	24,500	0	10,461,000
March	127,000	0	0	0	7,916,600
April	320,000	0	0	0	8,265,000
May	200,000	0	7,100	0	8,311,900
June	648,000	0	0	0	12,754,500
July	196,000	0	2,200	0	10,342,700
August	443,000	0	2,500	0	11,927,300
September	388,000	0	0	0	11,832,100
October	420,000	0	0	0	11,030,700
November	399,000	0	0	0	9,405,400
December					0
Totals	3,402,000	0	36,300	0	111,478,700

2019 Water Loss

	Purchased	Sold	Acc Loss	Unacc Loss	% Lost
January	9,231,500	8,239,300	160,000	832,200	9%
February	10,461,000	8,790,500	200,000	1,470,500	14%
March	7,916,600	5,994,900	532,000	1,389,700	18%
April	8,265,000	7,620,000	70,000	575,000	7%
May	8,311,900	7,250,400	50,000	1,011,500	12%
June	12,754,500	10,699,000	40,000	2,015,500	16%
July	10,342,700	9,132,300	124,000	1,086,400	11%
August	11,927,300	10,242,600	278,500	1,406,200	12%
September	11,832,100	10,706,300	350,000	775,800	7%
October	11,030,700	9,738,600	125,000	1,167,100	11%
November	9,405,400	8,890,100	25,000	490,300	5%
December					
Totals	111,478,700	97,304,000	1,954,500	12,220,200	11%

Loss
% Average

80274200

= 95877000

2020 Gallons Read					
	<u>136 E</u>	<u>Cal 136 W</u>	<u>Cal Hosp</u>	<u>Hwy 81#2</u>	<u>Hwy 81</u>
January	230,000	268,300	1,753,000	5,517,200	20,000
February	381,000	356,900	2,501,000	7,745,100	29,000
March	146,000	179,800	1,327,000	4,154,300	15,900
April					
May					
June					
July					
August					
September					
October					
November					
December					
Totals	757,000	536,700	3,828,000	17,416,600	64,900

	<u>W Day Guf</u>	<u>Ohio Co.</u>	<u>Livia</u>	<u>Livermore</u>	<u>Totals</u>
January	290,000	0	0	0	8,078,500
February	399,000	0	0	0	11,412,000
March	215,000	0	0	0	6,038,000
April					0
May					0
June					0
July					0
August					0
September					0
October					0
November					0
December					0
Totals	614,000	0	0	0	25,528,500

2020 Water Loss					
	<u>Purchased</u>	<u>Sold</u>	<u>Acc Loss</u>	<u>Unacc Loss</u>	<u>% Lost</u>
January	8,078,500	7,124,800	10,000	943,700	12%
February	11,412,000	8,478,000	45,000	2,889,000	25%
March	6,038,000	5,766,100	0	271,900	5%
April	0			0	#DIV/0!
May	0			0	#DIV/0!
June	0			0	#DIV/0!
July	0			0	#DIV/0!
August	0			0	#DIV/0!
September	0			0	#DIV/0!
October	0			0	#DIV/0!
November	0			0	#DIV/0!
December	0			0	#DIV/0!
Totals	25,528,500	21,368,900	55,000	4,104,600	16%
				Loss	
				% Average	

MINUTES OF THE REGULAR MEETING OF THE BOARD OF WATER
COMMISSIONERS OF NORTH MCLEAN COUNTY WATER DISTRICT HELD

May 18, 2020 AT 7:00 P.M.

AT THE DISTRICT OFFICE

217 HILL STREET

LIVERMORE, KY 42352

The regular meeting of the North McLean County Board of Water Commissioners was held May 18, 2020 at 7:00 P.M., at the District Office in Livermore, Kentucky.

Commissioners Present:

Keith Ayer, Chairman

Carrol Troutman

Dale Chandler

Commissioners Absent:

Wayne Bell

Gary Floyd

North McLean County Water Staff Present:

Michael Latham, Maintenance Superintendent

Tiffany Sallee, Secretary

Visitors Present via Zoom:

Rusty Anderson, TerraGraphics, LLC

The meeting was called to order by Chairman Keith Ayer, who presided over the meeting.

The minutes of the regular meeting on March 16, 2020 and canceled meeting due to COVID-19 minutes April 20, 2020 were read. A motion to approve the minutes was made by Commissioner Dale Chandler and seconded by Commissioner Carrol Troutman. A vote was taken and motion passed.

Rusty Anderson, TerraGraphics met with North McLean County Water District board via Zoom. Mr. Anderson provides GPS fieldwork and online consulting for water clients. Mr. Anderson demonstrated different tools for office staff and

maintenance staff to work closer together as a team. All meters read, customer disconnects, water loss and etc will be mapped by GPS on an IPAD for maintenance to communicate with office staff from the field. A motion was made by Commissioner Dale Chandler and seconded by Commissioner Carrol Troutman to accept North McLean Water District to setup with TerraGraphics GPS system.

Chairman Keith Ayer informed the North McLean County Water District board that West Daviess County Water District filed a purchased water rate adjustment to the Kentucky Public Service Commission due to Owensboro Municipal Utilities (OMU) increasing their purchased water rate. The new rate for North McLean County Water District, increased from \$3.19 per 1,000 to \$3.85 per 1,000 gallons effective June 1, 2020. Last year, June 1, 2019 the rate went from \$3.10 per 1,000 gallons to \$3.19 per 1,000 gallons. A motion was made by Commissioner Dale Chandler and seconded by Commissioner Carrol Troutman for the North McLean County Water District Office Staff to begin the process of a purchased water rate increase to include both new water rates with the Kentucky Public Service Commission.

Chairman Keith Ayer informed the board that it has been since December 2018 since North McLean County Water District filed a general water rate increase with the Kentucky Public Service Commission. A motion was made by Commissioner Dale Chandler and seconded by Commissioner Carrol Troutman to approve the process of North McLean Water to apply with the Kentucky Public Service Commission a general water rate increase.


North McLean County Water District Maintenance Superintendent, Michael Latham conducted his regular water tank inspection with Pittsburgh Tank and Tower. Mr. Latham informed the board the tanks will require additional maintenance. Mr. Latham will prepare price quotes for the tank repairs and present findings at the June 2020 board meeting.

Office Secretary, Tiffany Sallee informed the board of receiving customer complaints due to Aqualine not repairing water leaks or returning calls in a timely manner. North McLean Water did not receive a monthly compensation check for collecting fees since March 2020. Ms. Sallee spoke with Teri Roll, Aqualine Representative; she assured Ms. Sallee funds will be released soon. Further discussion will continue.

Office Secretary, Tiffany Sallee informed the board that Commissioner Carrol Troutman's term ends June 4, 2020. After further discussion, a motion was made by Commissioner Dale Chandler and seconded by Chairman Keith Ayer recommending beginning June June 4, 2020 and ending June 4, 2024 Commissioner Carrol Troutman to serve another four (4) year term with North McLean County Water District. A vote was taken and motion passed with Commissioner Carrol Troutman abstaining.

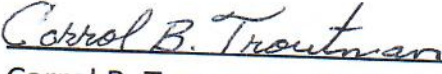
The bills from March 2020 and April 2020 payable were read, approved and ordered paid upon a motion made by Commissioner Dale Chandler and seconded by Commissioner Carrol Troutman. Motion passed with an unanimous vote.

There being no further discussion, upon motion duly made by Commissioner Dale Troutman seconded by Commissioner Carrol Troutman and passed without opposition, the meeting adjourned at 8:35 P.M.



Keith Ayer, Chairman

ATTEST:



Carrol B. Troutman, Secretary-Treasurer