

JOHN N. HUGHES  
*ATTORNEY AT LAW*  
PROFESSIONAL SERVICE CORPORATION  
124 WEST TODD STREET  
FRANKFORT, KENTUCKY 40601

Telephone: (502) 227-7270

[jnhughes@johnnhughespsc.com](mailto:jnhughes@johnnhughespsc.com)

January 14, 2021

Ms. Linda Bridwell  
PSC Executive Director  
Kentucky Public Service Commission  
211 Sower Blvd.  
Frankfort, KY 40601

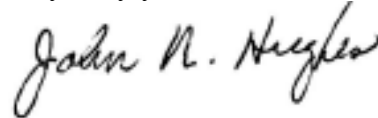
Re: Atmos Energy Corporation: Case No. 2020-00085

Dear Ms. Bridwell:

Atmos Energy Corporation submits its response to the Staff's Second Data Request in Excel and PDF formats. I certify that the electronic filing is a complete and accurate copy of the original documents to be filed in this matter as required by the Commission's COVID -19 procedural orders.

If you have any questions about this matter, please contact me.

Very truly yours,



John N. Hughes

And

Mark R. Hutchinson  
Wilson, Hutchinson and Littlepage  
611 Frederica St.  
Owensboro, KY 42301  
270 926 5011  
[randy@whplawfirm.com](mailto:randy@whplawfirm.com)


Attorneys for Atmos Energy  
Corporation

COMMONWEALTH OF KENTUCKY  
BEFORE THE PUBLIC SERVICE COMMISSION

ELECTRONIC EMERGENCY DOCKET ) CASE NO.  
RELATED TO THE NOVEL CORONAVIRUS ) 2020-00085  
COVID-19 )

AFFIDAVIT



The Affiant, Brannon C. Taylor, being duly sworn, deposes and states that the attached response to the Staff's data request is true and correct to the best of his knowledge and belief.



---

STATE OF TENNESSEE  
COUNTY OF WILLIAMSON

SUBSCRIBED AND SWORN to before me by Brannon C. Taylor on this the 13<sup>th</sup> day of January, 2021.



---

Notary Public  
My Commission Expires: 9-18-2022

**Case No. 2020-00085**  
**Atmos Energy Corporation, Kentucky Division**  
**Staff DR Set No. 2**  
**Question No. 2-01**  
**Page 1 of 1**

**REQUEST:**

Refer to Commission Staff's First Request for Information, Item 9. Provide updated information of the percent of customers, by class, that pay on time for each month in 2020, including for the month of December.

**RESPONSE:**

Please see Attachment 1. Updated months are below.

	CY 2020 Jun-20	CY 2020 Jul-20	CY 2020 Aug-20	CY 2020 Sep-20	CY 2020 Oct-20	CY 2020 Nov-20	CY 2020 Dec-20
Commercial Sales	93.35%	93.34%	93.75%	93.23%	93.58%	93.07%	88.17%
Industrial Sales	93.67%	95.11%	96.40%	95.54%	94.74%	90.83%	86.88%
Public Authority Sales	96.46%	95.40%	91.24%	89.27%	96.46%	87.80%	81.69%
Residential Sales	84.87%	85.17%	85.45%	83.80%	83.18%	81.64%	78.81%
Transportation	74.88%	89.77%	91.63%	88.79%	85.98%	85.05%	83.64%
All Classes	85.81%	86.09%	86.34%	84.80%	84.35%	82.86%	79.80%

**ATTACHMENT:**

ATTACHMENT 1 - Staff\_2-01\_Att1 - Percentage of Customers by Class Payment on Time.xlsx

Respondent: Brannon Taylor

Atmos Energy Corporation, Kentucky  
Percentage of Customers Payment on Time  
CY 2017 - Dec 2020

	CY 2017	CY 2018	CY 2019	Jan 2020	Feb 2020	Mar 2020	Apr 2020	May 2020	Jun 2020	Jul 2020	Aug 2020	Sep 2020	Oct 2020	Nov 2020	Dec 2020
Commercial Sales	86.43%	87.52%	90.05%	89.02%	87.62%	89.40%	94.31%	98.38%	93.35%	93.34%	93.75%	93.23%	93.58%	93.07%	88.17%
Industrial Sales	82.35%	86.90%	90.11%	88.79%	80.85%	84.42%	94.39%	99.12%	93.67%	95.11%	96.40%	95.54%	94.74%	90.83%	86.88%
Public Authority Sales	87.15%	88.90%	91.76%	89.77%	88.66%	91.57%	95.46%	99.68%	96.46%	95.40%	91.24%	89.27%	96.46%	87.80%	81.69%
Residential Sales	79.29%	80.23%	82.34%	81.68%	78.85%	82.42%	88.63%	95.20%	84.87%	85.17%	85.45%	83.80%	83.18%	81.64%	78.81%
Transportation	100.00%	100.00%	99.88%	100.00%	100.00%	100.00%	100.00%	100.00%	74.88%	89.77%	91.63%	88.79%	85.98%	85.05%	83.64%
<b>All Classes</b>	<b>80.10%</b>	<b>81.06%</b>	<b>83.22%</b>	<b>82.54%</b>	<b>79.86%</b>	<b>83.24%</b>	<b>89.28%</b>	<b>95.57%</b>	<b>85.81%</b>	<b>86.09%</b>	<b>86.34%</b>	<b>84.80%</b>	<b>84.35%</b>	<b>82.86%</b>	<b>79.80%</b>