

KyPSC Case No. 2020-00085
TABLE OF CONTENTS

<u>DATA REQUEST</u>	<u>WITNESS</u>	<u>TAB NO.</u>
STAFF-DR-01-001	James E. Ziolkowski	1
STAFF-DR-01-002	James E. Ziolkowski	2
STAFF-DR-01-003	James E. Ziolkowski	3
STAFF-DR-01-004	James E. Ziolkowski	4
STAFF-DR-01-005	James E. Ziolkowski	5
STAFF-DR-01-006	James E. Ziolkowski	6
STAFF-DR-01-007	Mitch Carmosino Tim Wimbish	7
STAFF-DR-01-008	Mitch Carmosino	8
STAFF-DR-01-009	Mitch Carmosino	9
STAFF-DR-01-010	Mitch Carmosino	10
STAFF-DR-01-011	Mitch Carmosino	11
STAFF-DR-01-012	Mitch Carmosino	12
STAFF-DR-01-013	Barbara A. Higgins	13
STAFF-DR-01-014	Christopher Jacobi	14
STAFF-DR-01-015	Kathy Dimoff	15
STAFF-DR-01-016	Barbara A. Higgins Sarah Lawler	16

**Duke Energy Kentucky
Case No. 2020-00085
STAFF First Set of Data Requests
Date Received: June 23, 2020**

STAFF-DR-01-001

REQUEST:

Provide the utility's current number of customers and the date used for that determination.

RESPONSE:

Please see the response to STAFF-DR-01-002.

PERSON RESPONSIBLE: James E. Ziolkowski

Duke Energy Kentucky
Case No. 2020-00085
STAFF First Set of Data Requests
Date Received: June 23, 2020

STAFF-DR-01-002

REQUEST:

If applicable, provide the utility’s current number of customers per class.

RESPONSE:

The following table shows Duke Energy Kentucky’s customer counts by class as of May 31, 2020:

Sum of Count Classification2	Classification	Service		Grand Total
		Electric	Gas	
Residential	00-Residential	135,833	93,621	229,454
	80-Tran-Res		0	0
Residential Total		135,833	93,621	229,454
Non-Residential	02-Commercial	13,802	7,066	20,868
	82-Tran-Com		46	46
	04-Industrial	363	206	569
	84-Tran-Ind		39	39
	15-Street Light	471	0	471
	18-OPA	931	350	1,281
	88-Tran-OPA		20	20
	Tran-IT-47		22	22
Non-Residential Total		15,567	7,749	23,316
Grand Total		151,400	101,370	252,770

*Note: Please see STAFF-DR-01-003 Attachment 1.

PERSON RESPONSIBLE: James E. Ziolkowski

Duke Energy Kentucky
Case No. 2020-00085
STAFF First Set of Data Requests
Date Received: June 23, 2020

STAFF-DR-01-003

REQUEST:

If a utility provides multiple services, such as both electric and gas residential service, provide the information requested for each service separately. For those customers that receive combined service, provide each service separately if separately served or combined if billed on a combined basis. Provide the average total bill for all customers for:

- a. 2017 as a year, not each month;
- b. 2018 as a year, not each month;
- c. 2019 as a year, not each month; and
- d. Each month in 2020.

Total bill is defined as including charges for current service and past service that is unpaid, including the accumulation of fees.

RESPONSE:

Please see STAFF-DR-01-003 Attachments 1 and 2. The table shows the average total bills for all customers including past due amounts. While Duke Energy Kentucky's combination gas and electric customers receive one bill, they receive separate charges for gas and electric services. Please see the response to STAFF-DR-01-004 for a detailed explanation of the arrears amounts and the calculations of the average bills.

Period2	Classification2	Service		Grand Total	
		Electric	Gas	Grand Total	Incl. Arrears
2017 Sum of Average Bill		\$176	\$79	\$136	\$160
2018 Sum of Average Bill		\$204	\$88	\$156	\$185
2019 Sum of Average Bill		\$207	\$85	\$157	\$182
1/1/2020 Sum of Average Bill		\$222	\$160	\$197	\$222
2/1/2020 Sum of Average Bill		\$186	\$155	\$173	\$203
3/1/2020 Sum of Average Bill		\$181	\$114	\$153	\$186
4/1/2020 Sum of Average Bill		\$161	\$70	\$124	\$162
5/1/2020 Sum of Average Bill		\$150	\$59	\$113	\$150

PERSON RESPONSIBLE: James E. Ziolkowski

Company	Service	Classification	Usage	Count	Revenues	Period	Choice
DEK	Electric	00-Residential	144,254,999	121,279	\$12,220,015	1/1/2012	Retail
DEK	Electric	02-Commercial	118,358,847	13,508	\$9,316,095	1/1/2012	Retail
DEK	Electric	04-Industrial	62,472,535	376	\$4,227,484	1/1/2012	Retail
DEK	Electric	15-Street Light	1,157,506	411	\$129,512	1/1/2012	Retail
DEK	Electric	18-OPA	24,970,892	971	\$1,888,333	1/1/2012	Retail
DEK	Electric	51-Interdepartmental	100,281	0	\$8,074	1/1/2012	51-Interdepartmental
DEK	Gas	00-Residential	1,086,955	88,459	\$11,412,003	1/1/2012	Retail
DEK	Gas	02-Commercial	499,588	7,240	\$4,067,881	1/1/2012	Retail
DEK	Gas	04-Industrial	42,882	212	\$328,483	1/1/2012	Retail
DEK	Gas	15-Street Light	5	1	\$84	1/1/2012	Retail
DEK	Gas	18-OPA	67,810	360	\$516,930	1/1/2012	Retail
DEK	Gas	51-Interdepartmental	737	0	\$5,455	1/1/2012	51-Interdepartmental
DEK	Gas	80-Tran-Res	0	0	\$0	1/1/2012	Transportation
DEK	Gas	82-Tran-Com	53,399	33	\$104,144	1/1/2012	Transportation
DEK	Gas	84-Tran-Ind	143,233	35	\$264,265	1/1/2012	Transportation
DEK	Gas	88-Tran-OPA	34,437	15	\$66,263	1/1/2012	Transportation
DEK	Gas	Tran-IT-47	133,970	23	\$140,267	1/1/2012	Transportation
DEK	Electric	00-Residential	126,595,721	121,199	\$10,887,281	2/1/2012	Retail
DEK	Electric	02-Commercial	111,018,921	13,503	\$8,947,403	2/1/2012	Retail
DEK	Electric	04-Industrial	63,097,998	379	\$4,273,785	2/1/2012	Retail
DEK	Electric	15-Street Light	1,407,262	411	\$156,964	2/1/2012	Retail
DEK	Electric	18-OPA	23,451,884	971	\$1,819,900	2/1/2012	Retail
DEK	Electric	51-Interdepartmental	80,456	0	\$6,537	2/1/2012	51-Interdepartmental
DEK	Gas	00-Residential	1,025,697	88,369	\$10,352,179	2/1/2012	Retail
DEK	Gas	02-Commercial	472,577	7,230	\$3,633,275	2/1/2012	Retail
DEK	Gas	04-Industrial	42,725	210	\$307,553	2/1/2012	Retail
DEK	Gas	15-Street Light	5	1	\$80	2/1/2012	Retail
DEK	Gas	18-OPA	65,090	360	\$465,692	2/1/2012	Retail
DEK	Gas	51-Interdepartmental	694	0	\$4,801	2/1/2012	51-Interdepartmental
DEK	Gas	80-Tran-Res	0	0	\$0	2/1/2012	Transportation
DEK	Gas	82-Tran-Com	44,359	31	\$88,788	2/1/2012	Transportation
DEK	Gas	84-Tran-Ind	131,407	36	\$244,325	2/1/2012	Transportation
DEK	Gas	88-Tran-OPA	28,530	15	\$56,003	2/1/2012	Transportation
DEK	Gas	Tran-IT-47	117,137	23	\$120,270	2/1/2012	Transportation
DEK	Electric	00-Residential	108,501,858	121,247	\$9,444,582	3/1/2012	Retail
DEK	Electric	02-Commercial	108,732,359	13,519	\$8,887,128	3/1/2012	Retail
DEK	Electric	04-Industrial	61,417,285	376	\$4,260,456	3/1/2012	Retail
DEK	Electric	15-Street Light	1,216,468	411	\$139,250	3/1/2012	Retail
DEK	Electric	18-OPA	22,802,259	965	\$1,797,250	3/1/2012	Retail
DEK	Electric	51-Interdepartmental	69,232	0	\$5,606	3/1/2012	51-Interdepartmental
DEK	Gas	00-Residential	710,370	88,429	\$7,169,817	3/1/2012	Retail
DEK	Gas	02-Commercial	331,325	7,226	\$2,438,384	3/1/2012	Retail
DEK	Gas	04-Industrial	30,208	213	\$203,102	3/1/2012	Retail
DEK	Gas	15-Street Light	5	1	\$80	3/1/2012	Retail
DEK	Gas	18-OPA	46,518	361	\$309,163	3/1/2012	Retail
DEK	Gas	51-Interdepartmental	305	0	\$1,921	3/1/2012	51-Interdepartmental
DEK	Gas	80-Tran-Res	0	0	\$0	3/1/2012	Transportation
DEK	Gas	82-Tran-Com	24,908	31	\$55,891	3/1/2012	Transportation
DEK	Gas	84-Tran-Ind	104,931	36	\$197,779	3/1/2012	Transportation
DEK	Gas	88-Tran-OPA	14,169	15	\$31,490	3/1/2012	Transportation
DEK	Gas	Tran-IT-47	106,327	23	\$110,093	3/1/2012	Transportation
DEK	Electric	00-Residential	87,333,746	121,106	\$7,543,831	4/1/2012	Retail
DEK	Electric	02-Commercial	110,368,009	13,515	\$8,710,815	4/1/2012	Retail
DEK	Electric	04-Industrial	60,818,192	379	\$4,133,425	4/1/2012	Retail
DEK	Electric	15-Street Light	1,300,521	411	\$143,474	4/1/2012	Retail
DEK	Electric	18-OPA	23,318,082	972	\$1,783,827	4/1/2012	Retail
DEK	Electric	51-Interdepartmental	63,981	0	\$5,058	4/1/2012	51-Interdepartmental
DEK	Gas	00-Residential	280,365	88,157	\$3,538,834	4/1/2012	Retail
DEK	Gas	02-Commercial	146,477	7,112	\$1,183,131	4/1/2012	Retail

DEK	Gas	04-Industrial	12,498	208	\$84,058	4/1/2012 Retail
DEK	Gas	15-Street Light	5	1	\$76	4/1/2012 Retail
DEK	Gas	18-OPA	19,425	359	\$128,750	4/1/2012 Retail
DEK	Gas	51-Interdepartmental	89	0	\$513	4/1/2012 51-Interdepartmental
DEK	Gas	80-Tran-Res	0	0	\$0	4/1/2012 Transportation
DEK	Gas	82-Tran-Com	19,742	34	\$47,010	4/1/2012 Transportation
DEK	Gas	84-Tran-Ind	93,545	36	\$176,680	4/1/2012 Transportation
DEK	Gas	88-Tran-OPA	13,221	16	\$29,807	4/1/2012 Transportation
DEK	Gas	Tran-IT-47	115,431	23	\$118,039	4/1/2012 Transportation
DEK	Electric	00-Residential	93,442,345	121,039	8,514,698	5/1/2012 Retail
DEK	Electric	02-Commercial	113,424,772	13,552	9,539,269	5/1/2012 Retail
DEK	Electric	04-Industrial	62,009,875	380	4,526,489	5/1/2012 Retail
DEK	Electric	15-Street Light	1,237,993	412	145,160	5/1/2012 Retail
DEK	Electric	18-OPA	23,938,453	965	1,943,385	5/1/2012 Retail
DEK	Electric	51-Interdepartmental	61,612	0	\$5,202	5/1/2012 51-Interdepartmental
DEK	Gas	00-Residential	212,933	87,852	2,951,996	5/1/2012 Retail
DEK	Gas	02-Commercial	108,309	7,021	986,323	5/1/2012 Retail
DEK	Gas	04-Industrial	9,089	211	70,482	5/1/2012 Retail
DEK	Gas	15-Street Light	5	1	77	5/1/2012 Retail
DEK	Gas	18-OPA	14,079	357	103,043	5/1/2012 Retail
DEK	Gas	51-Interdepartmental	39	0	\$239	5/1/2012 51-Interdepartmental
DEK	Gas	80-Tran-Res	0	0	0	5/1/2012 Transportation
DEK	Gas	82-Tran-Com	12,169	35	33,898	5/1/2012 Transportation
DEK	Gas	84-Tran-Ind	85,227	36	162,312	5/1/2012 Transportation
DEK	Gas	88-Tran-OPA	3,621	16	13,139	5/1/2012 Transportation
DEK	Gas	Tran-IT-47	135,318	23	138,414	5/1/2012 Transportation
DEK	Electric	00-Residential	123,634,179	120,776	10,864,141	6/1/2012 Retail
DEK	Electric	02-Commercial	128,759,726	13,480	10,362,801	6/1/2012 Retail
DEK	Electric	04-Industrial	64,801,824	376	4,706,121	6/1/2012 Retail
DEK	Electric	15-Street Light	1,253,307	414	144,450	6/1/2012 Retail
DEK	Electric	18-OPA	24,999,969	956	2,022,904	6/1/2012 Retail
DEK	Electric	51-Interdepartmental	70,913	0	\$5,852	6/1/2012 51-Interdepartmental
DEK	Gas	00-Residential	131,517	87,497	2,407,976	6/1/2012 Retail
DEK	Gas	02-Commercial	79,872	6,930	832,333	6/1/2012 Retail
DEK	Gas	04-Industrial	6,878	208	56,429	6/1/2012 Retail
DEK	Gas	15-Street Light	5	1	82	6/1/2012 Retail
DEK	Gas	18-OPA	9,319	355	76,824	6/1/2012 Retail
DEK	Gas	51-Interdepartmental	12	0	\$77	6/1/2012 51-Interdepartmental
DEK	Gas	80-Tran-Res	0	0	0	6/1/2012 Transportation
DEK	Gas	82-Tran-Com	10,931	35	31,816	6/1/2012 Transportation
DEK	Gas	84-Tran-Ind	80,268	36	153,786	6/1/2012 Transportation
DEK	Gas	88-Tran-OPA	2,069	16	10,465	6/1/2012 Transportation
DEK	Gas	Tran-IT-47	134,111	24	138,097	6/1/2012 Transportation
DEK	Electric	00-Residential	170,747,708	120,751	14,743,864	7/1/2012 Retail
DEK	Electric	02-Commercial	144,643,985	13,480	11,464,690	7/1/2012 Retail
DEK	Electric	04-Industrial	68,197,886	384	4,979,490	7/1/2012 Retail
DEK	Electric	15-Street Light	1,244,097	414	143,236	7/1/2012 Retail
DEK	Electric	18-OPA	26,919,246	969	2,119,423	7/1/2012 Retail
DEK	Electric	51-Interdepartmental	74,144	0	\$6,076	7/1/2012 51-Interdepartmental
DEK	Gas	00-Residential	104,483	87,338	2,203,874	7/1/2012 Retail
DEK	Gas	02-Commercial	71,652	6,857	774,790	7/1/2012 Retail
DEK	Gas	04-Industrial	4,414	201	40,741	7/1/2012 Retail
DEK	Gas	15-Street Light	5	1	80	7/1/2012 Retail
DEK	Gas	18-OPA	6,312	355	57,827	7/1/2012 Retail
DEK	Gas	51-Interdepartmental	5	0	\$32	7/1/2012 51-Interdepartmental
DEK	Gas	80-Tran-Res	0	0	0	7/1/2012 Transportation
DEK	Gas	82-Tran-Com	9,785	35	30,205	7/1/2012 Transportation
DEK	Gas	84-Tran-Ind	78,709	36	150,344	7/1/2012 Transportation
DEK	Gas	88-Tran-OPA	1,653	16	9,738	7/1/2012 Transportation
DEK	Gas	Tran-IT-47	122,369	24	126,139	7/1/2012 Transportation

DEK	Electric	00-Residential	157,872,093	120,792	\$13,512,943	8/1/2012	Retail
DEK	Electric	02-Commercial	135,476,725	13,496	\$10,534,135	8/1/2012	Retail
DEK	Electric	04-Industrial	70,520,290	385	\$4,958,468	8/1/2012	Retail
DEK	Electric	15-Street Light	1,245,847	414	\$139,726	8/1/2012	Retail
DEK	Electric	18-OPA	27,542,282	970	\$2,097,711	8/1/2012	Retail
DEK	Electric	51-Interdepartmental	63,404	0	\$5,017	8/1/2012	51-Interdepartmental
DEK	Gas	00-Residential	98,415	87,175	\$2,155,512	8/1/2012	Retail
DEK	Gas	02-Commercial	65,384	6,829	\$737,428	8/1/2012	Retail
DEK	Gas	04-Industrial	4,137	206	\$39,009	8/1/2012	Retail
DEK	Gas	15-Street Light	5	1	\$79	8/1/2012	Retail
DEK	Gas	18-OPA	4,722	355	\$48,078	8/1/2012	Retail
DEK	Gas	51-Interdepartmental	6	0	\$39	8/1/2012	51-Interdepartmental
DEK	Gas	80-Tran-Res	0	0	\$0	8/1/2012	Transportation
DEK	Gas	82-Tran-Com	12,088	35	\$3,421	8/1/2012	Transportation
DEK	Gas	84-Tran-Ind	81,780	36	\$155,658	8/1/2012	Transportation
DEK	Gas	88-Tran-OPA	2,441	16	\$11,109	8/1/2012	Transportation
DEK	Gas	Tran-IT-47	133,052	23	\$136,065	8/1/2012	Transportation
DEK	Electric	00-Residential	133,058,760	120,946	11,606,107	9/1/2012	Retail
DEK	Electric	02-Commercial	131,068,032	13,486	10,236,321	9/1/2012	Retail
DEK	Electric	04-Industrial	69,925,407	380	4,856,619	9/1/2012	Retail
DEK	Electric	15-Street Light	1,254,892	415	141,627	9/1/2012	Retail
DEK	Electric	18-OPA	27,605,719	958	2,148,750	9/1/2012	Retail
DEK	Electric	51-Interdepartmental	64,017	0	\$5,159	9/1/2012	51-Interdepartmental
DEK	Gas	00-Residential	107,076	87,155	2,225,720	9/1/2012	Retail
DEK	Gas	02-Commercial	71,984	6,808	783,027	9/1/2012	Retail
DEK	Gas	04-Industrial	4,671	205	42,874	9/1/2012	Retail
DEK	Gas	15-Street Light	5	1	83	9/1/2012	Retail
DEK	Gas	18-OPA	7,317	356	65,453	9/1/2012	Retail
DEK	Gas	51-Interdepartmental	13	0	\$86	9/1/2012	51-Interdepartmental
DEK	Gas	80-Tran-Res	0	0	0	9/1/2012	Transportation
DEK	Gas	82-Tran-Com	12,497	35	34,909	9/1/2012	Transportation
DEK	Gas	84-Tran-Ind	82,111	36	156,183	9/1/2012	Transportation
DEK	Gas	88-Tran-OPA	4,967	16	15,926	9/1/2012	Transportation
DEK	Gas	Tran-IT-47	108,873	23	113,162	9/1/2012	Transportation
DEK	Electric	00-Residential	86,947,768	121,076	7,783,846	10/1/2012	Retail
DEK	Electric	02-Commercial	110,744,738	13,560	8,878,675	10/1/2012	Retail
DEK	Electric	04-Industrial	64,591,648	383	4,399,049	10/1/2012	Retail
DEK	Electric	15-Street Light	1,254,892	416	140,689	10/1/2012	Retail
DEK	Electric	18-OPA	24,331,677	970	1,857,751	10/1/2012	Retail
DEK	Electric	51-Interdepartmental	74,467	0	\$6,007	10/1/2012	51-Interdepartmental
DEK	Gas	00-Residential	167,930	87,530	2,637,868	10/1/2012	Retail
DEK	Gas	02-Commercial	102,900	6,903	962,434	10/1/2012	Retail
DEK	Gas	04-Industrial	8,252	204	63,819	10/1/2012	Retail
DEK	Gas	15-Street Light	5	1	78	10/1/2012	Retail
DEK	Gas	18-OPA	12,167	353	93,242	10/1/2012	Retail
DEK	Gas	51-Interdepartmental	76	0	\$479	10/1/2012	51-Interdepartmental
DEK	Gas	80-Tran-Res	0	0	0	10/1/2012	Transportation
DEK	Gas	82-Tran-Com	24,348	34	56,405	10/1/2012	Transportation
DEK	Gas	84-Tran-Ind	104,305	36	195,352	10/1/2012	Transportation
DEK	Gas	88-Tran-OPA	16,716	18	37,192	10/1/2012	Transportation
DEK	Gas	Tran-IT-47	139,954	23	143,133	10/1/2012	Transportation
DEK	Electric	00-Residential	96,474,759	121,258	8,627,885	11/1/2012	Retail
DEK	Electric	02-Commercial	109,490,239	13,619	8,815,222	11/1/2012	Retail
DEK	Electric	04-Industrial	64,351,371	379	4,419,773	11/1/2012	Retail
DEK	Electric	15-Street Light	1,268,967	422	142,748	11/1/2012	Retail
DEK	Electric	18-OPA	22,965,210	965	1,783,822	11/1/2012	Retail
DEK	Electric	51-Interdepartmental	65,526	0	\$5,321	11/1/2012	51-Interdepartmental
DEK	Gas	00-Residential	463,711	88,045	4,916,890	11/1/2012	Retail
DEK	Gas	02-Commercial	229,751	7,080	1,827,374	11/1/2012	Retail
DEK	Gas	04-Industrial	19,410	213	138,944	11/1/2012	Retail

DEK	Gas	15-Street Light	5	1	79	11/1/2012	Retail
DEK	Gas	18-OPA	30,786	353	217,329	11/1/2012	Retail
DEK	Gas	51-Interdepartmental	373	0	\$2,438	11/1/2012	51-Interdepartmental
DEK	Gas	80-Tran-Res	0	0	\$0	11/1/2012	Transportation
DEK	Gas	82-Tran-Com	39,789	36	82,996	11/1/2012	Transportation
DEK	Gas	84-Tran-Ind	118,065	36	220,508	11/1/2012	Transportation
DEK	Gas	88-Tran-OPA	27,958	19	56,446	11/1/2012	Transportation
DEK	Gas	Tran-IT-47	138,587	23	139,356	11/1/2012	Transportation
DEK	Electric	00-Residential	121,608,388	121,585	11,048,368	12/1/2012	Retail
DEK	Electric	02-Commercial	118,303,128	13,613	9,641,836	12/1/2012	Retail
DEK	Electric	04-Industrial	65,308,332	380	4,575,842	12/1/2012	Retail
DEK	Electric	15-Street Light	1,164,007	425	131,148	12/1/2012	Retail
DEK	Electric	18-OPA	23,426,345	961	1,862,639	12/1/2012	Retail
DEK	Electric	51-Interdepartmental	66,874	0	\$5,635	12/1/2012	51-Interdepartmental
DEK	Gas	00-Residential	749,627	88,569	7,079,863	12/1/2012	Retail
DEK	Gas	02-Commercial	349,073	7,148	2,612,479	12/1/2012	Retail
DEK	Gas	04-Industrial	32,426	215	223,465	12/1/2012	Retail
DEK	Gas	15-Street Light	6	1	85	12/1/2012	Retail
DEK	Gas	18-OPA	47,454	353	325,653	12/1/2012	Retail
DEK	Gas	51-Interdepartmental	496	0	\$3,241	12/1/2012	51-Interdepartmental
DEK	Gas	80-Tran-Res	0	0	#REF!	12/1/2012	Transportation
DEK	Gas	82-Tran-Com	49,563	36	#REF!	12/1/2012	Transportation
DEK	Gas	84-Tran-Ind	126,982	36	#REF!	12/1/2012	Transportation
DEK	Gas	88-Tran-OPA	32,748	19	#REF!	12/1/2012	Transportation
DEK	Gas	Tran-IT-47	118,504	23	#REF!	12/1/2012	Transportation
DEK	Electric	00-Residential	152,280,170	121,822	14,017,845	1/1/2013	Retail
DEK	Electric	02-Commercial	123,789,842	13,674	10,299,079	1/1/2013	Retail
DEK	Electric	04-Industrial	64,826,370	382	4,696,228	1/1/2013	Retail
DEK	Electric	15-Street Light	1,466,003	428	171,332	1/1/2013	Retail
DEK	Electric	18-OPA	24,736,847	963	2,007,429	1/1/2013	Retail
DEK	Electric	51-Interdepartmental	131,007	0	\$10,257	1/1/2013	51-Interdepartmental
DEK	Gas	00-Residential	1,185,492	88,808	10,001,450	1/1/2013	Retail
DEK	Gas	02-Commercial	541,424	7,181	3,706,957	1/1/2013	Retail
DEK	Gas	04-Industrial	51,752	217	332,700	1/1/2013	Retail
DEK	Gas	15-Street Light	5	1	78	1/1/2013	Retail
DEK	Gas	18-OPA	66,421	355	428,068	1/1/2013	Retail
DEK	Gas	51-Interdepartmental	766	0	\$4,790	1/1/2013	51-Interdepartmental
DEK	Gas	80-Tran-Res	0	0	0	1/1/2013	Transportation
DEK	Gas	82-Tran-Com	61,122	36	119,808	1/1/2013	Transportation
DEK	Gas	84-Tran-Ind	149,383	35	273,417	1/1/2013	Transportation
DEK	Gas	88-Tran-OPA	40,146	19	77,267	1/1/2013	Transportation
DEK	Gas	Tran-IT-47	134,638	23	136,825	1/1/2013	Transportation
DEK	Electric	00-Residential	137,139,267	121,737	11,225,034	2/1/2013	Retail
DEK	Electric	02-Commercial	114,858,602	13,641	8,591,811	2/1/2013	Retail
DEK	Electric	04-Industrial	62,619,026	377	3,926,133	2/1/2013	Retail
DEK	Electric	15-Street Light	1,310,335	429	138,746	2/1/2013	Retail
DEK	Electric	18-OPA	22,868,844	964	1,646,512	2/1/2013	Retail
DEK	Electric	51-Interdepartmental	80,670	0	\$5,459	2/1/2013	51-Interdepartmental
DEK	Gas	00-Residential	1,196,272	88,795	10,061,309	2/1/2013	Retail
DEK	Gas	02-Commercial	548,062	7,189	3,735,905	2/1/2013	Retail
DEK	Gas	04-Industrial	50,842	210	326,481	2/1/2013	Retail
DEK	Gas	15-Street Light	5	1	80	2/1/2013	Retail
DEK	Gas	18-OPA	66,702	356	428,994	2/1/2013	Retail
DEK	Gas	51-Interdepartmental	685	0	\$4,270	2/1/2013	51-Interdepartmental
DEK	Gas	80-Tran-Res	0	0	0	2/1/2013	Transportation
DEK	Gas	82-Tran-Com	55,887	36	110,990	2/1/2013	Transportation
DEK	Gas	84-Tran-Ind	136,877	34	251,933	2/1/2013	Transportation
DEK	Gas	88-Tran-OPA	37,473	19	72,488	2/1/2013	Transportation
DEK	Gas	Tran-IT-47	121,517	23	125,051	2/1/2013	Transportation
DEK	Electric	00-Residential	128,401,283	121,167	11,007,163	3/1/2013	Retail

DEK	Electric	02-Commercial	112,148,240	13,589	8,770,880	3/1/2013	Retail
DEK	Electric	04-Industrial	62,565,048	374	4,139,969	3/1/2013	Retail
DEK	Electric	15-Street Light	1,239,908	431	138,868	3/1/2013	Retail
DEK	Electric	18-OPA	23,192,703	957	1,726,498	3/1/2013	Retail
DEK	Electric	51-Interdepartmental	62,682	0	\$4,464	3/1/2013	51-Interdepartmental
DEK	Gas	00-Residential	1,086,030	88,090	9,479,353	3/1/2013	Retail
DEK	Gas	02-Commercial	497,571	7,137	3,524,642	3/1/2013	Retail
DEK	Gas	04-Industrial	45,891	215	305,296	3/1/2013	Retail
DEK	Gas	15-Street Light	5	1	78	3/1/2013	Retail
DEK	Gas	18-OPA	65,870	354	437,649	3/1/2013	Retail
DEK	Gas	51-Interdepartmental	593	0	\$3,821	3/1/2013	51-Interdepartmental
DEK	Gas	80-Tran-Res	0	0	0	3/1/2013	Transportation
DEK	Gas	82-Tran-Com	54,666	37	110,752	3/1/2013	Transportation
DEK	Gas	84-Tran-Ind	145,299	34	336,286	3/1/2013	Transportation
DEK	Gas	88-Tran-OPA	36,213	19	314,523	3/1/2013	Transportation
DEK	Gas	Tran-IT-47	130,665	23	133,528	3/1/2013	Transportation
DEK	Electric	00-Residential	110,039,126	121,710	9,746,709	4/1/2013	Retail
DEK	Electric	02-Commercial	113,565,501	13,699	9,098,703	4/1/2013	Retail
DEK	Electric	04-Industrial	64,181,471	377	4,397,465	4/1/2013	Retail
DEK	Electric	15-Street Light	1,266,015	431	143,889	4/1/2013	Retail
DEK	Electric	18-OPA	22,943,672	962	1,766,935	4/1/2013	Retail
DEK	Electric	51-Interdepartmental	55,305	0	\$4,053	4/1/2013	51-Interdepartmental
DEK	Gas	00-Residential	725,043	88,738	6,988,132	4/1/2013	Retail
DEK	Gas	02-Commercial	329,386	7,144	2,523,723	4/1/2013	Retail
DEK	Gas	04-Industrial	31,920	208	223,817	4/1/2013	Retail
DEK	Gas	15-Street Light	5	1	80	4/1/2013	Retail
DEK	Gas	18-OPA	38,768	353	274,762	4/1/2013	Retail
DEK	Gas	51-Interdepartmental	324	0	\$2,162	4/1/2013	51-Interdepartmental
DEK	Gas	80-Tran-Res	0	0	\$0	4/1/2013	Transportation
DEK	Gas	82-Tran-Com	27,220	37	109,881	4/1/2013	Transportation
DEK	Gas	84-Tran-Ind	112,825	34	265,853	4/1/2013	Transportation
DEK	Gas	88-Tran-OPA	14,790	19	70,980	4/1/2013	Transportation
DEK	Gas	Tran-IT-47	118,631	23	122,440	4/1/2013	Transportation
DEK	Electric	00-Residential	86,539,070	121,594	7,515,324	5/1/2013	Retail
DEK	Electric	02-Commercial	112,697,465	13,707	8,817,874	5/1/2013	Retail
DEK	Electric	04-Industrial	64,934,459	374	4,366,986	5/1/2013	Retail
DEK	Electric	15-Street Light	1,253,850	431	140,121	5/1/2013	Retail
DEK	Electric	18-OPA	22,618,895	960	1,747,549	5/1/2013	Retail
DEK	Electric	51-Interdepartmental	55,425	0	\$3,951	5/1/2013	51-Interdepartmental
DEK	Gas	00-Residential	251,084	88,313	3,520,554	5/1/2013	Retail
DEK	Gas	02-Commercial	132,745	6,987	1,270,744	5/1/2013	Retail
DEK	Gas	04-Industrial	9,427	207	81,868	5/1/2013	Retail
DEK	Gas	15-Street Light	5	1	82	5/1/2013	Retail
DEK	Gas	18-OPA	14,006	350	116,977	5/1/2013	Retail
DEK	Gas	51-Interdepartmental	110	0	\$788	5/1/2013	51-Interdepartmental
DEK	Gas	80-Tran-Res	0	0	0	5/1/2013	Transportation
DEK	Gas	82-Tran-Com	16,241	37	53,240	5/1/2013	Transportation
DEK	Gas	84-Tran-Ind	96,066	33	194,291	5/1/2013	Transportation
DEK	Gas	88-Tran-OPA	5,609	19	35,963	5/1/2013	Transportation
DEK	Gas	Tran-IT-47	114,315	23	117,928	5/1/2013	Transportation
DEK	Electric	00-Residential	112,997,177	121,440	10,658,273	6/1/2013	Retail
DEK	Electric	02-Commercial	126,259,233	13,655	10,887,665	6/1/2013	Retail
DEK	Electric	04-Industrial	68,062,217	376	5,299,210	6/1/2013	Retail
DEK	Electric	15-Street Light	1,244,124	431	150,654	6/1/2013	Retail
DEK	Electric	18-OPA	23,391,091	951	2,053,786	6/1/2013	Retail
DEK	Electric	51-Interdepartmental	62,761	0	\$4,917	6/1/2013	51-Interdepartmental
DEK	Gas	00-Residential	144,226	87,984	2,634,040	6/1/2013	Retail
DEK	Gas	02-Commercial	73,752	6,872	852,479	6/1/2013	Retail
DEK	Gas	04-Industrial	4,847	210	49,467	6/1/2013	Retail
DEK	Gas	15-Street Light	5	1	86	6/1/2013	Retail

DEK	Gas	18-OPA	7,860	349	73,937	6/1/2013	Retail
DEK	Gas	51-Interdepartmental	19	0	\$138	6/1/2013	51-Interdepartmental
DEK	Gas	80-Tran-Res	0	0	0	6/1/2013	Transportation
DEK	Gas	82-Tran-Com	11,119	37	50,356	6/1/2013	Transportation
DEK	Gas	84-Tran-Ind	86,657	34	200,578	6/1/2013	Transportation
DEK	Gas	88-Tran-OPA	2,599	19	15,712	6/1/2013	Transportation
DEK	Gas	Tran-IT-47	112,309	23	116,249	6/1/2013	Transportation
DEK	Electric	00-Residential	143,086,411	121,508	12,349,627	7/1/2013	Retail
DEK	Electric	02-Commercial	136,650,173	13,695	10,706,607	7/1/2013	Retail
DEK	Electric	04-Industrial	70,878,709	376	5,008,076	7/1/2013	Retail
DEK	Electric	15-Street Light	1,233,775	431	120,625	7/1/2013	Retail
DEK	Electric	18-OPA	24,843,163	946	1,942,231	7/1/2013	Retail
DEK	Electric	51-Interdepartmental	66,892	0	\$4,887	7/1/2013	51-Interdepartmental
DEK	Gas	00-Residential	114,310	87,763	2,396,787	7/1/2013	Retail
DEK	Gas	02-Commercial	96,238	6,811	1,015,902	7/1/2013	Retail
DEK	Gas	04-Industrial	4,508	208	47,321	7/1/2013	Retail
DEK	Gas	15-Street Light	5	1	84	7/1/2013	Retail
DEK	Gas	18-OPA	5,376	347	56,388	7/1/2013	Retail
DEK	Gas	51-Interdepartmental	8	0	\$59	7/1/2013	51-Interdepartmental
DEK	Gas	80-Tran-Res	0	0	0	7/1/2013	Transportation
DEK	Gas	82-Tran-Com	10,199	37	(44,483)	7/1/2013	Transportation
DEK	Gas	84-Tran-Ind	88,148	34	(7,246)	7/1/2013	Transportation
DEK	Gas	88-Tran-OPA	2,297	19	(290,370)	7/1/2013	Transportation
DEK	Gas	Tran-IT-47	117,812	23	121,574	7/1/2013	Transportation
DEK	Electric	00-Residential	130,602,222	121,268	11,426,528	8/1/2013	Retail
DEK	Electric	02-Commercial	129,993,644	13,678	10,381,052	8/1/2013	Retail
DEK	Electric	04-Industrial	72,033,678	379	5,134,803	8/1/2013	Retail
DEK	Electric	15-Street Light	1,239,701	431	142,955	8/1/2013	Retail
DEK	Electric	18-OPA	24,421,291	959	1,958,111	8/1/2013	Retail
DEK	Electric	51-Interdepartmental	105,066	0	\$7,762	8/1/2013	51-Interdepartmental
DEK	Gas	00-Residential	104,608	87,529	2,285,926	8/1/2013	Retail
DEK	Gas	02-Commercial	45,075	6,777	625,324	8/1/2013	Retail
DEK	Gas	04-Industrial	4,994	212	47,772	8/1/2013	Retail
DEK	Gas	15-Street Light	5	1	82	8/1/2013	Retail
DEK	Gas	18-OPA	7,661	349	71,683	8/1/2013	Retail
DEK	Gas	51-Interdepartmental	13	0	\$93	8/1/2013	51-Interdepartmental
DEK	Gas	80-Tran-Res	0	0	0	8/1/2013	Transportation
DEK	Gas	82-Tran-Com	9,599	38	31,787	8/1/2013	Transportation
DEK	Gas	84-Tran-Ind	86,722	34	165,247	8/1/2013	Transportation
DEK	Gas	88-Tran-OPA	2,716	19	12,943	8/1/2013	Transportation
DEK	Gas	Tran-IT-47	143,580	22	144,562	8/1/2013	Transportation
DEK	Electric	00-Residential	138,009,454	121,575	12,259,135	9/1/2013	Retail
DEK	Electric	02-Commercial	135,768,208	13,682	10,948,922	9/1/2013	Retail
DEK	Electric	04-Industrial	72,350,888	382	5,266,166	9/1/2013	Retail
DEK	Electric	15-Street Light	1,263,640	433	146,225	9/1/2013	Retail
DEK	Electric	18-OPA	27,139,866	946	2,192,614	9/1/2013	Retail
DEK	Electric	51-Interdepartmental	62,710	0	\$4,738	9/1/2013	51-Interdepartmental
DEK	Gas	00-Residential	108,119	87,647	2,272,328	9/1/2013	Retail
DEK	Gas	02-Commercial	70,539	6,740	777,105	9/1/2013	Retail
DEK	Gas	04-Industrial	5,383	219	48,557	9/1/2013	Retail
DEK	Gas	15-Street Light	5	1	84	9/1/2013	Retail
DEK	Gas	18-OPA	7,146	348	64,764	9/1/2013	Retail
DEK	Gas	51-Interdepartmental	13	0	\$88	9/1/2013	51-Interdepartmental
DEK	Gas	80-Tran-Res	0	0	0	9/1/2013	Transportation
DEK	Gas	82-Tran-Com	11,918	38	35,905	9/1/2013	Transportation
DEK	Gas	84-Tran-Ind	86,237	34	164,406	9/1/2013	Transportation
DEK	Gas	88-Tran-OPA	3,533	19	14,376	9/1/2013	Transportation
DEK	Gas	Tran-IT-47	119,546	22	122,310	9/1/2013	Transportation
DEK	Electric	00-Residential	93,760,059	121,841	8,305,420	10/1/2013	Retail
DEK	Electric	02-Commercial	116,084,458	13,743	9,310,080	10/1/2013	Retail

DEK	Electric	04-Industrial	68,980,810	384	4,768,713	10/1/2013	Retail
DEK	Electric	15-Street Light	1,257,099	433	141,433	10/1/2013	Retail
DEK	Electric	18-OPA	25,275,507	964	1,953,664	10/1/2013	Retail
DEK	Electric	51-Interdepartmental	52,810	0	\$3,881	10/1/2013	51-Interdepartmental
DEK	Gas	00-Residential	132,286	87,948	2,478,055	10/1/2013	Retail
DEK	Gas	02-Commercial	86,631	6,813	897,083	10/1/2013	Retail
DEK	Gas	04-Industrial	6,135	212	53,688	10/1/2013	Retail
DEK	Gas	15-Street Light	5	1	80	10/1/2013	Retail
DEK	Gas	18-OPA	8,721	350	76,007	10/1/2013	Retail
DEK	Gas	51-Interdepartmental	76	0	\$519	10/1/2013	51-Interdepartmental
DEK	Gas	80-Tran-Res	0	0	0	10/1/2013	Transportation
DEK	Gas	82-Tran-Com	23,096	38	55,649	10/1/2013	Transportation
DEK	Gas	84-Tran-Ind	103,522	35	194,428	10/1/2013	Transportation
DEK	Gas	88-Tran-OPA	13,610	19	31,821	10/1/2013	Transportation
DEK	Gas	Tran-IT-47	139,513	22	140,655	10/1/2013	Transportation
DEK	Electric	00-Residential	96,291,313	121,946	8,444,801	11/1/2013	Retail
DEK	Electric	02-Commercial	111,128,804	13,757	8,832,318	11/1/2013	Retail
DEK	Electric	04-Industrial	69,391,006	379	4,658,144	11/1/2013	Retail
DEK	Electric	15-Street Light	1,275,996	431	144,222	11/1/2013	51-Interdepartmental
DEK	Electric	18-OPA	22,845,959	957	1,794,841	11/1/2013	Retail
DEK	Electric	51-Interdepartmental	62,418	0	\$4,541	11/1/2013	Retail
DEK	Gas	00-Residential	448,847	88,589	4,991,363	11/1/2013	Retail
DEK	Gas	02-Commercial	213,567	7,034	1,759,835	11/1/2013	Retail
DEK	Gas	04-Industrial	18,979	210	139,321	11/1/2013	Retail
DEK	Gas	15-Street Light	5	1	81	11/1/2013	51-Interdepartmental
DEK	Gas	18-OPA	27,108	353	198,177	11/1/2013	Transportation
DEK	Gas	51-Interdepartmental	444	0	\$2,994	11/1/2013	Transportation
DEK	Gas	80-Tran-Res	0	0	0	11/1/2013	Transportation
DEK	Gas	82-Tran-Com	41,869	39	87,952	11/1/2013	Transportation
DEK	Gas	84-Tran-Ind	132,780	35	245,676	11/1/2013	Transportation
DEK	Gas	88-Tran-OPA	29,188	19	58,866	11/1/2013	Retail
DEK	Gas	Tran-IT-47	141,212	22	142,359	11/1/2013	Retail
DEK	Electric	00-Residential	136,215,218	122,323	11,446,591	12/1/2013	Retail
DEK	Electric	02-Commercial	121,682,569	13,751	9,242,010	12/1/2013	Retail
DEK	Electric	04-Industrial	68,007,009	377	4,428,866	12/1/2013	Retail
DEK	Electric	15-Street Light	1,311,729	430	141,719	12/1/2013	51-Interdepartmental
DEK	Electric	18-OPA	25,146,671	948	1,846,551	12/1/2013	Retail
DEK	Electric	51-Interdepartmental	75,069	0	\$5,329	12/1/2013	Retail
DEK	Gas	00-Residential	987,479	89,174	9,206,770	12/1/2013	Retail
DEK	Gas	02-Commercial	456,088	7,196	3,373,859	12/1/2013	Retail
DEK	Gas	04-Industrial	39,284	209	272,439	12/1/2013	Retail
DEK	Gas	15-Street Light	6	1	86	12/1/2013	51-Interdepartmental
DEK	Gas	18-OPA	57,191	356	395,427	12/1/2013	Transportation
DEK	Gas	51-Interdepartmental	793	0	\$5,292	12/1/2013	Transportation
DEK	Gas	80-Tran-Res	0	0	0	12/1/2013	Transportation
DEK	Gas	82-Tran-Com	55,159	39	111,360	12/1/2013	Transportation
DEK	Gas	84-Tran-Ind	159,043	36	291,763	12/1/2013	Transportation
DEK	Gas	88-Tran-OPA	37,679	19	37,680	12/1/2013	Retail
DEK	Gas	Tran-IT-47	115,370	22	116,985	12/1/2013	Retail
DEK	Electric	00-Residential	166,084,837	122,666	\$13,936,853	1/1/2014	
DEK	Electric	02-Commercial	128,097,153	13,807	\$9,788,261	1/1/2014	
DEK	Electric	04-Industrial	68,389,592	376	\$4,490,487	1/1/2014	
DEK	Electric	15-Street Light	1,314,277	431	\$143,387	1/1/2014	
DEK	Electric	18-OPA	24,978,394	953	\$1,851,640	1/1/2014	
DEK	Electric	51-Interdepartmental	259,191	0	\$18,606	1/1/2014	
DEK	Gas	00-Residential	1,367,985	89,446	\$13,030,733	1/1/2014	
DEK	Gas	02-Commercial	672,782	7,276	\$5,223,155	1/1/2014	
DEK	Gas	04-Industrial	59,365	215	\$439,681	1/1/2014	
DEK	Gas	15-Street Light	5	1	\$86	1/1/2014	
DEK	Gas	18-OPA	79,001	357	\$586,696	1/1/2014	

DEK	Gas	51-Interdepartmental	753	0	\$5,470	1/1/2014
DEK	Gas	80-Tran-Res	0	0	\$0	1/1/2014
DEK	Gas	82-Tran-Com	80,228	39	\$155,022	1/1/2014
DEK	Gas	84-Tran-Ind	197,808	37	\$359,185	1/1/2014
DEK	Gas	88-Tran-OPA	52,904	19	\$135,992	1/1/2014
DEK	Gas	Tran-IT-47	126,284	21	\$127,222	1/1/2014
DEK	Electric	00-Residential	163,277,363	122,392	13,848,354	2/1/2014
DEK	Electric	02-Commercial	121,293,580	13,769	9,570,110	2/1/2014
DEK	Electric	04-Industrial	64,669,447	372	4,444,758	2/1/2014
DEK	Electric	15-Street Light	1,327,121	433	148,792	2/1/2014
DEK	Electric	18-OPA	24,688,016	950	1,862,314	2/1/2014
DEK	Electric	51-Interdepartmental	168,954	0	\$12,270	2/1/2014
DEK	Gas	00-Residential	1,537,492	89,126	\$14,531,766	2/1/2014
DEK	Gas	02-Commercial	721,279	7,280	\$5,613,347	2/1/2014
DEK	Gas	04-Industrial	66,494	213	\$499,518	2/1/2014
DEK	Gas	15-Street Light	5	1	\$82	2/1/2014
DEK	Gas	18-OPA	92,456	359	\$688,048	2/1/2014
DEK	Gas	51-Interdepartmental	1,287	0	\$9,405	2/1/2014
DEK	Gas	80-Tran-Res	0	0	\$0	2/1/2014
DEK	Gas	82-Tran-Com	68,299	39	\$134,373	2/1/2014
DEK	Gas	84-Tran-Ind	177,580	37	\$324,062	2/1/2014
DEK	Gas	88-Tran-OPA	44,925	19	\$86,200	2/1/2014
DEK	Gas	Tran-IT-47	119,186	21	\$113,292	2/1/2014
DEK	Electric	00-Residential	136,018,156	122,658	12,624,663	3/1/2014
DEK	Electric	02-Commercial	114,177,573	13,803	9,920,024	3/1/2014
DEK	Electric	04-Industrial	64,931,522	373	4,877,950	3/1/2014
DEK	Electric	15-Street Light	1,242,646	431	149,557	3/1/2014
DEK	Electric	18-OPA	24,166,659	948	1,992,089	3/1/2014
DEK	Electric	51-Interdepartmental	82,245	0	\$6,584	3/1/2014
DEK	Gas	00-Residential	1,166,416	89,458	12,187,510	3/1/2014
DEK	Gas	02-Commercial	537,600	7,290	4,649,534	3/1/2014
DEK	Gas	04-Industrial	47,896	215	393,220	3/1/2014
DEK	Gas	15-Street Light	5	1	86	3/1/2014
DEK	Gas	18-OPA	66,562	359	547,202	3/1/2014
DEK	Gas	51-Interdepartmental	698	0	\$5,592	3/1/2014
DEK	Gas	80-Tran-Res	0	0	0	3/1/2014
DEK	Gas	82-Tran-Com	54,009	39	106,415	3/1/2014
DEK	Gas	84-Tran-Ind	175,883	37	321,549	3/1/2014
DEK	Gas	88-Tran-OPA	34,167	19	67,516	3/1/2014
DEK	Gas	Tran-IT-47	108,120	21	110,994	3/1/2014
DEK	Electric	00-Residential	99,896,142	122,202	9,030,964	4/1/2014
DEK	Electric	02-Commercial	111,005,169	13,822	9,206,603	4/1/2014
DEK	Electric	04-Industrial	66,107,006	373	4,677,196	4/1/2014
DEK	Electric	15-Street Light	1,283,851	432	147,858	4/1/2014
DEK	Electric	18-OPA	22,186,900	951	1,800,719	4/1/2014
DEK	Electric	51-Interdepartmental	475,654	0	\$36,231	4/1/2014
DEK	Gas	00-Residential	605,576	89,100	6,834,855	4/1/2014
DEK	Gas	02-Commercial	289,693	7,196	2,564,542	4/1/2014
DEK	Gas	04-Industrial	24,107	212	197,017	4/1/2014
DEK	Gas	15-Street Light	5	1	86	4/1/2014
DEK	Gas	18-OPA	37,285	366	302,960	4/1/2014
DEK	Gas	51-Interdepartmental	264	0	\$2,033	4/1/2014
DEK	Gas	80-Tran-Res	0	0	0	4/1/2014
DEK	Gas	82-Tran-Com	27,149	40	63,629	4/1/2014
DEK	Gas	84-Tran-Ind	107,657	37	201,884	4/1/2014
DEK	Gas	88-Tran-OPA	11,262	19	37,732	4/1/2014
DEK	Gas	Tran-IT-47	111,291	21	114,036	4/1/2014
DEK	Electric	00-Residential	86,626,477	122,042	8,292,573	5/1/2014
DEK	Electric	02-Commercial	113,348,617	13,831	9,749,785	5/1/2014
DEK	Electric	04-Industrial	66,752,306	371	4,963,641	5/1/2014

DEK	Electric	15-Street Light	1,167,675	431	136,447	5/1/2014
DEK	Electric	18-OPA	22,653,154	953	1,899,555	5/1/2014
DEK	Electric	51-Interdepartmental	-378,028	0	(\$30,086)	5/1/2014
DEK	Gas	00-Residential	241,989	88,671	3,784,233	5/1/2014
DEK	Gas	02-Commercial	122,499	7,063	1,264,019	5/1/2014
DEK	Gas	04-Industrial	8,052	204	76,550	5/1/2014
DEK	Gas	15-Street Light	5	1	88	5/1/2014
DEK	Gas	18-OPA	15,173	355	132,144	5/1/2014
DEK	Gas	51-Interdepartmental	93	0	\$707	5/1/2014
DEK	Gas	80-Tran-Res	0	0	0	5/1/2014
DEK	Gas	82-Tran-Com	17,463	38	45,840	5/1/2014
DEK	Gas	84-Tran-Ind	107,974	37	203,228	5/1/2014
DEK	Gas	88-Tran-OPA	6,092	19	18,750	5/1/2014
DEK	Gas	Tran-IT-47	105,462	21	108,030	5/1/2014
DEK	Electric	00-Residential	116,591,974	121,675	10,711,020	6/1/2014
DEK	Electric	02-Commercial	127,465,377	13,766	10,516,720	6/1/2014
DEK	Electric	04-Industrial	70,809,093	372	5,238,165	6/1/2014
DEK	Electric	15-Street Light	1,340,016	431	160,145	6/1/2014
DEK	Electric	18-OPA	24,843,303	940	2,053,749	6/1/2014
DEK	Electric	51-Interdepartmental	43,958	0	\$3,505	6/1/2014
DEK	Gas	00-Residential	142,715	88,076	2,866,276	6/1/2014
DEK	Gas	02-Commercial	86,861	6,951	1,015,505	6/1/2014
DEK	Gas	04-Industrial	4,926	205	53,602	6/1/2014
DEK	Gas	15-Street Light	5	1	86	6/1/2014
DEK	Gas	18-OPA	9,294	357	91,798	6/1/2014
DEK	Gas	51-Interdepartmental	28	0	\$225	6/1/2014
DEK	Gas	80-Tran-Res	0	0	0	6/1/2014
DEK	Gas	82-Tran-Com	12,412	38	36,998	6/1/2014
DEK	Gas	84-Tran-Ind	100,948	37	190,986	6/1/2014
DEK	Gas	88-Tran-OPA	2,169	19	10,649	6/1/2014
DEK	Gas	Tran-IT-47	96,987	21	100,073	6/1/2014
DEK	Electric	00-Residential	138,285,345	122,014	12,638,996	7/1/2014
DEK	Electric	02-Commercial	135,110,466	13,810	11,049,863	7/1/2014
DEK	Electric	04-Industrial	74,357,472	372	5,465,949	7/1/2014
DEK	Electric	15-Street Light	1,241,483	432	146,814	7/1/2014
DEK	Electric	18-OPA	24,723,158	947	2,022,007	7/1/2014
DEK	Electric	51-Interdepartmental	52,077	0	\$4,166	7/1/2014
DEK	Gas	00-Residential	110,477	88,183	2,563,102	7/1/2014
DEK	Gas	02-Commercial	69,903	6,914	889,747	7/1/2014
DEK	Gas	04-Industrial	8,336	207	79,356	7/1/2014
DEK	Gas	15-Street Light	5	1	88	7/1/2014
DEK	Gas	18-OPA	6,125	360	67,776	7/1/2014
DEK	Gas	51-Interdepartmental	21	0	\$172	7/1/2014
DEK	Gas	80-Tran-Res	0	0	0	7/1/2014
DEK	Gas	82-Tran-Com	12,323	38	37,234	7/1/2014
DEK	Gas	84-Tran-Ind	105,581	38	199,374	7/1/2014
DEK	Gas	88-Tran-OPA	2,171	16	10,651	7/1/2014
DEK	Gas	Tran-IT-47	104,484	21	107,480	7/1/2014
DEK	Electric	00-Residential	122,788,982	121,955	12,133,344	8/1/2014
DEK	Electric	02-Commercial	127,711,044	13,824	11,510,026	8/1/2014
DEK	Electric	04-Industrial	70,367,368	373	5,710,080	8/1/2014
DEK	Electric	15-Street Light	1,037,289	436	134,081	8/1/2014
DEK	Electric	18-OPA	23,884,575	945	2,151,703	8/1/2014
DEK	Electric	51-Interdepartmental	42,271	0	\$3,674	8/1/2014
DEK	Gas	00-Residential	101,761	87,945	2,423,116	8/1/2014
DEK	Gas	02-Commercial	70,560	6,877	860,438	8/1/2014
DEK	Gas	04-Industrial	4,297	200	47,290	8/1/2014
DEK	Gas	15-Street Light	5	1	88	8/1/2014
DEK	Gas	18-OPA	6,872	359	70,353	8/1/2014
DEK	Gas	51-Interdepartmental	13	0	\$101	8/1/2014

DEK	Gas	80-Tran-Res	0	0	0	8/1/2014
DEK	Gas	82-Tran-Com	12,000	38	36,608	8/1/2014
DEK	Gas	84-Tran-Ind	101,574	38	192,485	8/1/2014
DEK	Gas	88-Tran-OPA	2,511	16	11,241	8/1/2014
DEK	Gas	Tran-IT-47	100,183	21	103,664	8/1/2014
DEK	Electric	00-Residential	132,462,010	122,235	12,245,324	9/1/2014
DEK	Electric	02-Commercial	134,174,735	13,828	11,149,811	9/1/2014
DEK	Electric	04-Industrial	72,990,049	371	5,464,414	9/1/2014
DEK	Electric	15-Street Light	1,460,871	436	169,234	9/1/2014
DEK	Electric	18-OPA	27,307,930	951	2,304,171	9/1/2014
DEK	Electric	51-Interdepartmental	42,018	0	\$3,361	9/1/2014
DEK	Gas	00-Residential	107,349	88,036	2,437,169	9/1/2014
DEK	Gas	02-Commercial	72,247	6,858	842,351	9/1/2014
DEK	Gas	04-Industrial	4,709	203	48,307	9/1/2014
DEK	Gas	15-Street Light	5	1	84	9/1/2014
DEK	Gas	18-OPA	6,338	362	62,974	9/1/2014
DEK	Gas	51-Interdepartmental	28	0	\$206	9/1/2014
DEK	Gas	80-Tran-Res	0	0	0	9/1/2014
DEK	Gas	82-Tran-Com	13,635	38	39,382	9/1/2014
DEK	Gas	84-Tran-Ind	108,150	38	203,793	9/1/2014
DEK	Gas	88-Tran-OPA	4,292	16	14,334	9/1/2014
DEK	Gas	Tran-IT-47	103,856	21	105,186	9/1/2014
DEK	Electric	00-Residential	87,414,836	122,407	8,151,056	10/1/2014
DEK	Electric	02-Commercial	112,279,063	13,869	9,389,840	10/1/2014
DEK	Electric	04-Industrial	69,815,440	376	4,984,731	10/1/2014
DEK	Electric	15-Street Light	1,265,492	436	147,698	10/1/2014
DEK	Electric	18-OPA	23,700,616	958	1,906,979	10/1/2014
DEK	Electric	51-Interdepartmental	74,508	0	\$5,858	10/1/2014
DEK	Gas	00-Residential	157,815	88,349	2,891,121	10/1/2014
DEK	Gas	02-Commercial	96,827	6,922	1,013,534	10/1/2014
DEK	Gas	04-Industrial	6,640	205	61,505	10/1/2014
DEK	Gas	15-Street Light	5	1	82	10/1/2014
DEK	Gas	18-OPA	11,075	363	96,429	10/1/2014
DEK	Gas	51-Interdepartmental	142	0	\$1,020	10/1/2014
DEK	Gas	80-Tran-Res	0	0	0	10/1/2014
DEK	Gas	82-Tran-Com	22,469	38	54,593	10/1/2014
DEK	Gas	84-Tran-Ind	124,255	38	231,739	10/1/2014
DEK	Gas	88-Tran-OPA	14,525	16	32,108	10/1/2014
DEK	Gas	Tran-IT-47	119,243	21	122,234	10/1/2014
DEK	Electric	00-Residential	91,941,404	122,224	8,277,382	11/1/2014
DEK	Electric	02-Commercial	109,573,824	13,868	8,893,185	11/1/2014
DEK	Electric	04-Industrial	67,967,214	372	4,673,461	11/1/2014
DEK	Electric	15-Street Light	1,275,373	435	144,442	11/1/2014
DEK	Electric	18-OPA	21,821,524	951	1,735,699	11/1/2014
DEK	Electric	51-Interdepartmental	40,126	0	\$3,038	11/1/2014
DEK	Gas	00-Residential	454,137	88,715	5,797,325	11/1/2014
DEK	Gas	02-Commercial	227,969	7,133	2,048,311	11/1/2014
DEK	Gas	04-Industrial	18,793	205	153,973	11/1/2014
DEK	Gas	15-Street Light	5	1	83	11/1/2014
DEK	Gas	18-OPA	25,071	363	204,220	11/1/2014
DEK	Gas	51-Interdepartmental	373	0	\$2,789	11/1/2014
DEK	Gas	80-Tran-Res	0	0	0	11/1/2014
DEK	Gas	82-Tran-Com	47,227	38	97,566	11/1/2014
DEK	Gas	84-Tran-Ind	150,467	38	277,319	11/1/2014
DEK	Gas	88-Tran-OPA	31,271	16	61,194	11/1/2014
DEK	Gas	Tran-IT-47	122,784	21	124,391	11/1/2014
DEK	Electric	00-Residential	138,358,693	122,976	12,115,900	12/1/2014
DEK	Electric	02-Commercial	125,707,381	13,916	9,781,382	12/1/2014
DEK	Electric	04-Industrial	70,251,982	373	4,700,773	12/1/2014
DEK	Electric	15-Street Light	1,318,141	437	147,019	12/1/2014

DEK	Electric	18-OPA	24,876,519	955	1,903,371	12/1/2014
DEK	Electric	51-Interdepartmental	51,161	0	\$3,737	12/1/2014
DEK	Gas	00-Residential	1,042,377	89,668	11,680,790	12/1/2014
DEK	Gas	02-Commercial	501,385	7,284	4,209,810	12/1/2014
DEK	Gas	04-Industrial	45,758	206	361,098	12/1/2014
DEK	Gas	15-Street Light	6	1	92	12/1/2014
DEK	Gas	18-OPA	64,126	364	505,632	12/1/2014
DEK	Gas	51-Interdepartmental	613	0	\$4,699	12/1/2014
DEK	Gas	80-Tran-Res	0	0	0	12/1/2014
DEK	Gas	82-Tran-Com	54,158	38	109,591	12/1/2014
DEK	Gas	84-Tran-Ind	172,487	38	315,074	12/1/2014
DEK	Gas	88-Tran-OPA	33,479	16	65,029	12/1/2014
DEK	Gas	Tran-IT-47	116,897	21	119,235	12/1/2014
DEK	Electric	00-Residential	157,081,314	123,081	13,439,657	1/1/2015
DEK	Electric	02-Commercial	126,619,946	13,843	9,721,156	1/1/2015
DEK	Electric	04-Industrial	67,731,982	374	4,463,897	1/1/2015
DEK	Electric	15-Street Light	1,289,473	435	142,719	1/1/2015
DEK	Electric	18-OPA	24,224,806	955	1,798,531	1/1/2015
DEK	Electric	51-Interdepartmental	132,576	0	\$9,709	1/1/2015
DEK	Gas	00-Residential	1,291,985	89,649	\$13,694,730	1/1/2015
DEK	Gas	02-Commercial	617,783	7,299	\$4,906,662	1/1/2015
DEK	Gas	04-Industrial	54,132	217	\$406,987	1/1/2015
DEK	Gas	15-Street Light	5	1	\$87	1/1/2015
DEK	Gas	18-OPA	73,463	362	\$552,509	1/1/2015
DEK	Gas	51-Interdepartmental	887	0	\$6,490.00	1/1/2015
DEK	Gas	80-Tran-Res	0	0	\$0	1/1/2015
DEK	Gas	82-Tran-Com	69,068	38	\$135,927	1/1/2015
DEK	Gas	84-Tran-Ind	189,927	38	\$345,364	1/1/2015
DEK	Gas	88-Tran-OPA	42,619	16	\$80,905	1/1/2015
DEK	Gas	Tran-IT-47	126,642	21	\$127,989	1/1/2015
DEK	Electric	00-Residential	149,212,765	122,505	12,690,800	2/1/2015
DEK	Electric	02-Commercial	121,518,298	13,799	9,403,054	2/1/2015
DEK	Electric	04-Industrial	65,507,385	372	4,303,565	2/1/2015
DEK	Electric	15-Street Light	1,289,872	438	142,118	2/1/2015
DEK	Electric	18-OPA	24,012,339	953	1,735,875	2/1/2015
DEK	Electric	51-Interdepartmental	72,156	0	\$5,233	2/1/2015
DEK	Gas	00-Residential	1,274,825	89,126	12,779,253	2/1/2015
DEK	Gas	02-Commercial	645,135	7,280	4,727,529	2/1/2015
DEK	Gas	04-Industrial	60,567	215	420,515	2/1/2015
DEK	Gas	15-Street Light	5	1	80	2/1/2015
DEK	Gas	18-OPA	77,431	367	536,662	2/1/2015
DEK	Gas	51-Interdepartmental	1,175	0	\$7,907	2/1/2015
DEK	Gas	80-Tran-Res	0	0	0	2/1/2015
DEK	Gas	82-Tran-Com	71,713	39	141,979	2/1/2015
DEK	Gas	84-Tran-Ind	191,244	38	347,652	2/1/2015
DEK	Gas	88-Tran-OPA	47,059	16	88,617	2/1/2015
DEK	Gas	Tran-IT-47	121,938	21	123,295	2/1/2015
DEK	Electric	00-Residential	142,961,187	123,334	12,322,518	3/1/2015
DEK	Electric	02-Commercial	116,746,411	13,888	9,280,170	3/1/2015
DEK	Electric	04-Industrial	64,910,125	372	4,382,266	3/1/2015
DEK	Electric	15-Street Light	1,264,201	438	141,342	3/1/2015
DEK	Electric	18-OPA	24,253,094	962	1,831,255	3/1/2015
DEK	Electric	51-Interdepartmental	162,467	0	\$11,755	3/1/2015
DEK	Gas	00-Residential	1,252,371	90,042	12,592,469	3/1/2015
DEK	Gas	02-Commercial	579,615	7,331	4,274,588	3/1/2015
DEK	Gas	04-Industrial	58,617	217	405,281	3/1/2015
DEK	Gas	15-Street Light	5	1	80	3/1/2015
DEK	Gas	18-OPA	74,439	374	515,242	3/1/2015
DEK	Gas	51-Interdepartmental	1,031	0	\$6,921	3/1/2015
DEK	Gas	80-Tran-Res	0	0	0	3/1/2015

DEK	Gas	82-Tran-Com	47,714	39	100,353	3/1/2015
DEK	Gas	84-Tran-Ind	163,127	38	298,815	3/1/2015
DEK	Gas	88-Tran-OPA	29,736	16	58,529	3/1/2015
DEK	Gas	Tran-IT-47	123,097	21	123,950	3/1/2015
DEK	Electric	00-Residential	94,910,006	122,859	\$8,360,582	4/1/2015
DEK	Electric	02-Commercial	113,444,050	13,869	\$8,919,975	4/1/2015
DEK	Electric	04-Industrial	65,854,391	375	\$4,430,439	4/1/2015
DEK	Electric	15-Street Light	1,202,920	440	\$135,220	4/1/2015
DEK	Electric	18-OPA	21,785,147	959	\$1,701,227	4/1/2015
DEK	Electric	51-Interdepartmental	89,079	0	\$6,618	4/1/2015
DEK	Gas	00-Residential	510,585	89,598	\$5,731,476	4/1/2015
DEK	Gas	02-Commercial	259,345	7,198	\$1,972,532	4/1/2015
DEK	Gas	04-Industrial	21,572	213	\$146,756	4/1/2015
DEK	Gas	15-Street Light	5	1	\$81	4/1/2015
DEK	Gas	18-OPA	31,333	367	\$212,670	4/1/2015
DEK	Gas	51-Interdepartmental	305	0	\$1,987	4/1/2015
DEK	Gas	80-Tran-Res	0	0	\$0	4/1/2015
DEK	Gas	82-Tran-Com	23,901	39	\$57,777	4/1/2015
DEK	Gas	84-Tran-Ind	118,389	38	\$221,109	4/1/2015
DEK	Gas	88-Tran-OPA	11,917	16	\$27,578	4/1/2015
DEK	Gas	Tran-IT-47	93,475	20	\$99,113	4/1/2015
DEK	Electric	00-Residential	89,588,868	122,529	7,969,522	5/1/2015
DEK	Electric	02-Commercial	114,940,954	13,879	9,109,046	5/1/2015
DEK	Electric	04-Industrial	64,146,908	371	4,384,833	5/1/2015
DEK	Electric	15-Street Light	1,292,325	440	146,074	5/1/2015
DEK	Electric	18-OPA	22,781,411	961	1,769,445	5/1/2015
DEK	Electric	51-Interdepartmental	35,127	0	\$2,627	5/1/2015
DEK	Gas	00-Residential	206,487	88,855	3,205,081	5/1/2015
DEK	Gas	02-Commercial	116,738	7,045	1,077,751	5/1/2015
DEK	Gas	04-Industrial	7,913	209	67,564	5/1/2015
DEK	Gas	15-Street Light	5	1	79	5/1/2015
DEK	Gas	18-OPA	12,708	364	98,132	5/1/2015
DEK	Gas	51-Interdepartmental	81	0	\$517	5/1/2015
DEK	Gas	80-Tran-Res	0	0	0	5/1/2015
DEK	Gas	82-Tran-Com	16,011	40	43,303	5/1/2015
DEK	Gas	84-Tran-Ind	105,123	38	198,069	5/1/2015
DEK	Gas	88-Tran-OPA	4,590	16	14,852	5/1/2015
DEK	Gas	Tran-IT-47	104,050	20	107,043	5/1/2015
DEK	Gas	00-Residential	1,474,842	87,631	17,318,906	1/1/2010
DEK	Gas	02-Commercial	689,542	7,233	6,701,834	1/1/2010
DEK	Gas	04-Industrial	68,821	219	647,096	1/1/2010
DEK	Gas	15-Street Light	5	1	76	1/1/2010
DEK	Gas	18-OPA	86,792	361	816,103	1/1/2010
DEK	Gas	51-Interdepartmental	977	0		1/1/2010
DEK	Gas	80-Tran-Res	0	0	0	1/1/2010
DEK	Gas	82-Tran-Com	41,836	25	83,891	1/1/2010
DEK	Gas	84-Tran-Ind	140,744	36	258,954	1/1/2010
DEK	Gas	88-Tran-OPA	50,358	25	100,207	1/1/2010
DEK	Gas	Tran-IT-47	150,799	22	157,737	1/1/2010
DEK	Gas	00-Residential	1,258,829	88,405	\$16,304,418	2/1/2010
DEK	Gas	02-Commercial	563,325	7,285	\$5,789,627	2/1/2010
DEK	Gas	04-Industrial	48,438	220	\$475,183	2/1/2010
DEK	Gas	15-Street Light	5	1	\$93	2/1/2010
DEK	Gas	18-OPA	76,216	360	\$745,670	2/1/2010
DEK	Gas	51-Interdepartmental	939	0		2/1/2010
DEK	Gas	80-Tran-Res	0	0	\$0	2/1/2010
DEK	Gas	82-Tran-Com	36,621	25	\$75,447	2/1/2010
DEK	Gas	84-Tran-Ind	131,087	36	\$242,309	2/1/2010
DEK	Gas	88-Tran-OPA	43,739	28	\$89,642	2/1/2010
DEK	Gas	Tran-IT-47	130,003	23	\$134,911	2/1/2010

DEK	Gas	00-Residential	1,086,230	88,420	\$13,896,396	3/1/2010
DEK	Gas	02-Commercial	522,784	7,278	\$5,157,899	3/1/2010
DEK	Gas	04-Industrial	62,182	216	\$582,432	3/1/2010
DEK	Gas	15-Street Light	5	1	\$91	3/1/2010
DEK	Gas	18-OPA	82,147	361	\$762,368	3/1/2010
DEK	Gas	51-Interdepartmental	487	0	\$4,404	3/1/2010
DEK	Gas	80-Tran-Res	0	0	\$0	3/1/2010
DEK	Gas	82-Tran-Com	23,888	25	\$52,954	3/1/2010
DEK	Gas	84-Tran-Ind	106,580	36	\$199,655	3/1/2010
DEK	Gas	88-Tran-OPA	26,880	28	\$59,848	3/1/2010
DEK	Gas	Tran-IT-47	122,966	23	\$130,693	3/1/2010
DEK	Gas	00-Residential	393,403	87,893	\$5,515,818	4/1/2010
DEK	Gas	02-Commercial	186,044	7,170	\$1,852,412	4/1/2010
DEK	Gas	04-Industrial	18,749	214	\$163,157	4/1/2010
DEK	Gas	15-Street Light	5	1	\$91	4/1/2010
DEK	Gas	18-OPA	27,630	360	\$239,400	4/1/2010
DEK	Gas	51-Interdepartmental	95	0	\$766	4/1/2010
DEK	Gas	80-Tran-Res	0	0	\$0	4/1/2010
DEK	Gas	82-Tran-Com	14,549	25	\$34,021	4/1/2010
DEK	Gas	84-Tran-Ind	79,821	36	\$152,821	4/1/2010
DEK	Gas	88-Tran-OPA	10,964	28	\$31,000	4/1/2010
DEK	Gas	Tran-IT-47	110,829	23	\$119,192	4/1/2010
DEK	Gas	00-Residential	201,471	86,664	\$3,457,367	5/1/2010
DEK	Gas	02-Commercial	100,436	7,046	\$1,117,397	5/1/2010
DEK	Gas	04-Industrial	10,819	204	\$95,392	5/1/2010
DEK	Gas	15-Street Light	5	1	\$85	5/1/2010
DEK	Gas	18-OPA	12,500	357	\$114,242	5/1/2010
DEK	Gas	51-Interdepartmental	27	0	\$211	5/1/2010
DEK	Gas	80-Tran-Res	0	0	\$0	5/1/2010
DEK	Gas	82-Tran-Com	11,282	26	28,469	5/1/2010
DEK	Gas	84-Tran-Ind	70,457	36	136,564	5/1/2010
DEK	Gas	88-Tran-OPA	8,382	28	26,550	5/1/2010
DEK	Gas	Tran-IT-47	113,120	23	120,723	5/1/2010
DEK	Gas	00-Residential	140,832	86,852	\$2,964,083	6/1/2010
DEK	Gas	02-Commercial	80,741	7,011	\$1,025,608	6/1/2010
DEK	Gas	04-Industrial	10,249	207	\$99,887	6/1/2010
DEK	Gas	15-Street Light	5	1	\$90	6/1/2010
DEK	Gas	18-OPA	8,226	355	\$87,934	6/1/2010
DEK	Gas	51-Interdepartmental	13	0	\$112.00	6/1/2010
DEK	Gas	80-Tran-Res	0	0	\$0	6/1/2010
DEK	Gas	82-Tran-Com	8,857	26	\$24,384	6/1/2010
DEK	Gas	84-Tran-Ind	64,727	35	\$125,754	6/1/2010
DEK	Gas	88-Tran-OPA	7,243	28	\$25,014	6/1/2010
DEK	Gas	Tran-IT-47	112,554	23	\$120,308	6/1/2010
DEK	Gas	00-Residential	111,210	86,490	\$2,655,626	7/1/2010
DEK	Gas	02-Commercial	70,009	6,945	\$947,057	7/1/2010
DEK	Gas	04-Industrial	7,809	209	\$81,405	7/1/2010
DEK	Gas	15-Street Light	5	1	\$95	7/1/2010
DEK	Gas	18-OPA	4,884	352	\$60,947	7/1/2010
DEK	Gas	51-Interdepartmental	9	0	\$80	7/1/2010
DEK	Gas	80-Tran-Res	0	0	\$0	7/1/2010
DEK	Gas	82-Tran-Com	8,366	26	\$24,024	7/1/2010
DEK	Gas	84-Tran-Ind	69,284	34	\$134,529	7/1/2010
DEK	Gas	88-Tran-OPA	181	28	\$11,550	7/1/2010
DEK	Gas	Tran-IT-47	107,373	23	\$114,722	7/1/2010
DEK	Gas	00-Residential	99,261	86,346	\$2,490,831	8/1/2010
DEK	Gas	02-Commercial	64,300	6,894	\$872,216	8/1/2010
DEK	Gas	04-Industrial	9,606	202	\$94,701	8/1/2010
DEK	Gas	15-Street Light	5	1	\$89	8/1/2010
DEK	Gas	18-OPA	4,766	351	\$58,392	8/1/2010

DEK	Gas	51-Interdepartmental	8	0	\$69	8/1/2010
DEK	Gas	80-Tran-Res	0	0	\$0	8/1/2010
DEK	Gas	82-Tran-Com	8,636	27	\$24,520	8/1/2010
DEK	Gas	84-Tran-Ind	68,750	34	\$133,173	8/1/2010
DEK	Gas	88-Tran-OPA	3,825	27	\$20,293	8/1/2010
DEK	Gas	Tran-IT-47	114,355	23	\$120,293	8/1/2010
DEK	Gas	00-Residential	<u>105,925</u>	86,341	\$2,540,513	9/1/2010
DEK	Gas	02-Commercial	72,163	6,854	\$926,632	9/1/2010
DEK	Gas	04-Industrial	9,318	200	\$90,201	9/1/2010
DEK	Gas	15-Street Light	5	1	\$90	9/1/2010
DEK	Gas	18-OPA	6,216	350	\$69,249	9/1/2010
DEK	Gas	51-Interdepartmental	18	0	\$152	9/1/2010
DEK	Gas	80-Tran-Res	0	0	\$0	9/1/2010
DEK	Gas	82-Tran-Com	10,186	27	\$27,645	9/1/2010
DEK	Gas	84-Tran-Ind	70,508	34	\$136,227	9/1/2010
DEK	Gas	88-Tran-OPA	4,956	27	\$18,974	9/1/2010
DEK	Gas	Tran-IT-47	110,339	23	\$116,414	9/1/2010
DEK	Gas	00-Residential	<u>143,997</u>	86,663	\$2,827,334	10/1/2010
DEK	Gas	02-Commercial	88,693	6,902	\$991,436	10/1/2010
DEK	Gas	04-Industrial	11,850	203	\$101,413	10/1/2010
DEK	Gas	15-Street Light	5	1	\$87	10/1/2010
DEK	Gas	18-OPA	10,305	359	\$95,099	10/1/2010
DEK	Gas	51-Interdepartmental	43	0	\$326	10/1/2010
DEK	Gas	80-Tran-Res	0	0	\$0	10/1/2010
DEK	Gas	82-Tran-Com	14,300	28	\$34,667	10/1/2010
DEK	Gas	84-Tran-Ind	80,370	34	\$153,783	10/1/2010
DEK	Gas	88-Tran-OPA	11,515	24	\$26,856	10/1/2010
DEK	Gas	Tran-IT-47	137,333	23	\$141,904	10/1/2010
DEK	Gas	00-Residential	366,931	87,346	\$4,991,812	11/1/2010
DEK	Gas	02-Commercial	171,706	7,027	\$1,607,738	11/1/2010
DEK	Gas	04-Industrial	19,681	209	\$157,389	11/1/2010
DEK	Gas	15-Street Light	5	1	\$83	11/1/2010
DEK	Gas	18-OPA	27,207	364	\$218,290	11/1/2010
DEK	Gas	51-Interdepartmental	232	0	\$1,718	11/1/2010
DEK	Gas	80-Tran-Res	0	0	\$0	11/1/2010
DEK	Gas	82-Tran-Com	<u>28,854</u>	28	\$59,907	11/1/2010
DEK	Gas	84-Tran-Ind	95,483	35	\$180,028	11/1/2010
DEK	Gas	88-Tran-OPA	21,941	16	\$44,924	11/1/2010
DEK	Gas	Tran-IT-47	135,226	23	\$136,935	11/1/2010
DEK	Gas	00-Residential	1,096,657	88,065	\$12,280,861	12/1/2010
DEK	Gas	02-Commercial	496,862	7,191	\$4,133,806	12/1/2010
DEK	Gas	04-Industrial	<u>47,907</u>	209	\$371,496	12/1/2010
DEK	Gas	15-Street Light	6	1	\$91	12/1/2010
DEK	Gas	18-OPA	72,041	366	\$557,884	12/1/2010
DEK	Gas	51-Interdepartmental	872	0	\$6,572	12/1/2010
DEK	Gas	80-Tran-Res	0	0	\$0	12/1/2010
DEK	Gas	82-Tran-Com	58,570	28	\$111,542	12/1/2010
DEK	Gas	84-Tran-Ind	140,353	35	\$257,933	12/1/2010
DEK	Gas	88-Tran-OPA	40,989	16	\$77,981	12/1/2010
DEK	Gas	Tran-IT-47	148,875	23	\$152,575	12/1/2010
DEK	Gas	00-Residential	1,498,191	87,609	\$16,925,352	1/1/2011
DEK	Gas	02-Commercial	<u>692,851</u>	7,159	\$5,927,156	1/1/2011
DEK	Gas	04-Industrial	65,582	217	\$533,974	1/1/2011
DEK	Gas	15-Street Light	5	1	\$87	1/1/2011
DEK	Gas	18-OPA	97,434	363	\$792,321	1/1/2011
DEK	Gas	51-Interdepartmental	917	0	\$7,331	1/1/2011
DEK	Gas	80-Tran-Res	0	0	\$0	1/1/2011
DEK	Gas	82-Tran-Com	<u>59,170</u>	29	\$113,169	1/1/2011
DEK	Gas	84-Tran-Ind	150,418	35	\$275,457	1/1/2011
DEK	Gas	88-Tran-OPA	41,836	16	\$79,551	1/1/2011

DEK	Gas	Tran-IT-47	156,349	23	\$160,510	1/1/2011
DEK	Gas	00-Residential	1,290,667	87,710	\$14,753,719	2/1/2011
DEK	Gas	02-Commercial	586,340	7,207	\$5,036,914	2/1/2011
DEK	Gas	04-Industrial	59,053	218	\$480,119	2/1/2011
DEK	Gas	15-Street Light	5	1	\$85	2/1/2011
DEK	Gas	18-OPA	82,039	363	\$666,595	2/1/2011
DEK	Gas	51-Interdeparmental	771	0	\$6,139	2/1/2011
DEK	Gas	80-Tran-Res	0	0	\$0	2/1/2011
DEK	Gas	82-Tran-Com	43,264	29	\$85,973	2/1/2011
DEK	Gas	84-Tran-Ind	120,934	35	\$224,246	2/1/2011
DEK	Gas	88-Tran-OPA	30,515	16	\$59,888	2/1/2011
DEK	Gas	Tran-IT-47	131,742	23	\$138,368	2/1/2011
DEK	Gas	00-Residential	838,009	88,433	\$10,018,656	3/1/2011
DEK	Gas	02-Commercial	395,074	7,224	\$3,512,310	3/1/2011
DEK	Gas	04-Industrial	37,049	219	\$303,755	3/1/2011
DEK	Gas	15-Street Light	5	1	\$88	3/1/2011
DEK	Gas	18-OPA	60,651	362	\$495,060	3/1/2011
DEK	Gas	51-Interdeparmental	414	0	\$3,267	3/1/2011
DEK	Gas	80-Tran-Res	0	0	\$0	3/1/2011
DEK	Gas	82-Tran-Com	33,921	30	\$69,719	3/1/2011
DEK	Gas	84-Tran-Ind	113,779	35	\$212,245	3/1/2011
DEK	Gas	88-Tran-OPA	23,927	16	\$48,443	3/1/2011
DEK	Gas	Tran-IT-47	135,243	23	\$140,438	3/1/2011
DEK	Gas	00-Residential	538,098	87,486	\$6,677,600	4/1/2011
DEK	Gas	02-Commercial	244,287	7,100	\$2,170,267	4/1/2011
DEK	Gas	04-Industrial	25,327	213	\$199,395	4/1/2011
DEK	Gas	15-Street Light	5	1	\$84	4/1/2011
DEK	Gas	18-OPA	37,326	360	\$293,063	4/1/2011
DEK	Gas	51-Interdeparmental	144	0	\$1,069	4/1/2011
DEK	Gas	80-Tran-Res	0	0	\$0	4/1/2011
DEK	Gas	82-Tran-Com	19,566	31	\$45,389	4/1/2011
DEK	Gas	84-Tran-Ind	84,562	35	\$161,080	4/1/2011
DEK	Gas	88-Tran-OPA	10,831	16	\$25,714	4/1/2011
DEK	Gas	Tran-IT-47	115,689	23	\$121,703	4/1/2011
DEK	Gas	00-Residential	268,447	87,293	\$4,117,785	5/1/2011
DEK	Gas	02-Commercial	129,206	6,968	\$1,328,275	5/1/2011
DEK	Gas	04-Industrial	16,763	212	\$141,197	5/1/2011
DEK	Gas	15-Street Light	5	1	\$84	5/1/2011
DEK	Gas	18-OPA	18,563	361	\$159,829	5/1/2011
DEK	Gas	51-Interdeparmental	81	0	\$624	5/1/2011
DEK	Gas	80-Tran-Res	0	0	\$0	5/1/2011
DEK	Gas	82-Tran-Com	16,192	31	\$39,342	5/1/2011
DEK	Gas	84-Tran-Ind	78,149	35	\$149,933	5/1/2011
DEK	Gas	88-Tran-OPA	7,189	16	\$19,384	5/1/2011
DEK	Gas	Tran-IT-47	116,662	23	\$122,927	5/1/2011
DEK	Gas	00-Residential	157,126	87,137	\$3,052,041	6/1/2011
DEK	Gas	02-Commercial	82,941	6,935	\$991,598	6/1/2011
DEK	Gas	04-Industrial	10,583	203	\$96,542	6/1/2011
DEK	Gas	15-Street Light	5	1	\$91	6/1/2011
DEK	Gas	18-OPA	12,526	356	\$117,588	6/1/2011
DEK	Gas	51-Interdeparmental	14	0	\$112	6/1/2011
DEK	Gas	80-Tran-Res	0	0	\$0	6/1/2011
DEK	Gas	82-Tran-Com	10,637	31	\$29,699	6/1/2011
DEK	Gas	84-Tran-Ind	74,881	35	\$144,252	6/1/2011
DEK	Gas	88-Tran-OPA	2,243	16	\$10,790	6/1/2011
DEK	Gas	Tran-IT-47	118,127	23	\$124,168	6/1/2011
DEK	Gas	00-Residential	113,270	86,120	\$2,539,591	7/1/2011
DEK	Gas	02-Commercial	76,005	6,814	\$943,579	7/1/2011
DEK	Gas	04-Industrial	10,502	203	\$99,111	7/1/2011
DEK	Gas	15-Street Light	5	1	\$89	7/1/2011

DEK	Gas	18-OPA	6,527	356	\$71,734	7/1/2011
DEK	Gas	51-Interdepartmental	8	0	\$67	7/1/2011
DEK	Gas	80-Tran-Res	0	0	\$0	7/1/2011
DEK	Gas	82-Tran-Com	9,438	31	\$27,414	7/1/2011
DEK	Gas	84-Tran-Ind	67,800	35	\$131,948	7/1/2011
DEK	Gas	88-Tran-OPA	1,603	16	\$9,177	7/1/2011
DEK	Gas	Tran-IT-47	118,390	23	\$123,390	7/1/2011
DEK	Gas	00-Residential	99,370	86,624	\$2,384,846	8/1/2011
DEK	Gas	02-Commercial	64,937	6,824	\$835,278	8/1/2011
DEK	Gas	04-Industrial	9,048	204	\$84,101	8/1/2011
DEK	Gas	15-Street Light	5	1	\$86	8/1/2011
DEK	Gas	18-OPA	6,327	356	\$67,735	8/1/2011
DEK	Gas	51-Interdepartmental	7	0	\$56	8/1/2011
DEK	Gas	80-Tran-Res	0	0	\$0	8/1/2011
DEK	Gas	82-Tran-Com	10,257	31	\$28,893	8/1/2011
DEK	Gas	84-Tran-Ind	78,041	35	\$149,305	8/1/2011
DEK	Gas	88-Tran-OPA	2,238	15	\$10,293	8/1/2011
DEK	Gas	Tran-IT-47	124,345	23	\$129,131	8/1/2011
DEK	Gas	00-Residential	110,417	86,649	\$2,476,532	9/1/2011
DEK	Gas	02-Commercial	72,891	6,826	\$893,081	9/1/2011
DEK	Gas	04-Industrial	10,347	203	\$93,856	9/1/2011
DEK	Gas	15-Street Light	5	1	\$90	9/1/2011
DEK	Gas	18-OPA	7,587	356	\$77,389	9/1/2011
DEK	Gas	51-Interdepartmental	15	0	\$120	9/1/2011
DEK	Gas	80-Tran-Res	0	0	\$0	9/1/2011
DEK	Gas	82-Tran-Com	12,788	31	\$33,340	9/1/2011
DEK	Gas	84-Tran-Ind	73,501	34	\$141,418	9/1/2011
DEK	Gas	88-Tran-OPA	4,705	15	\$14,576	9/1/2011
DEK	Gas	Tran-IT-47	136,044	23	\$139,904	9/1/2011
DEK	Gas	00-Residential	172,772	87,016	\$3,058,591	10/1/2011
DEK	Gas	02-Commercial	97,861	6,871	\$1,081,192	10/1/2011
DEK	Gas	04-Industrial	10,503	204	\$94,158	10/1/2011
DEK	Gas	15-Street Light	5	1	\$85	10/1/2011
DEK	Gas	18-OPA	12,940	357	\$117,774	10/1/2011
DEK	Gas	51-Interdepartmental	94	0	\$734	10/1/2011
DEK	Gas	80-Tran-Res	0	0	\$0	10/1/2011
DEK	Gas	82-Tran-Com	20,008	31	\$45,977	10/1/2011
DEK	Gas	84-Tran-Ind	92,425	34	\$174,726	10/1/2011
DEK	Gas	88-Tran-OPA	12,604	15	\$42,996	10/1/2011
DEK	Gas	Tran-IT-47	147,666	23	\$151,229	10/1/2011
DEK	Gas	00-Residential	403,764	87,631	\$5,129,056	11/1/2011
DEK	Gas	02-Commercial	184,453	7,024	\$1,704,001	11/1/2011
DEK	Gas	04-Industrial	15,859	205	\$131,303	11/1/2011
DEK	Gas	15-Street Light	5	1	\$83	11/1/2011
DEK	Gas	18-OPA	29,451	361	\$235,037	11/1/2011
DEK	Gas	51-Interdepartmental	242	0	\$1,799	11/1/2011
DEK	Gas	80-Tran-Res	0	0	\$0	11/1/2011
DEK	Gas	82-Tran-Com	26,716	31	\$57,612	11/1/2011
DEK	Gas	84-Tran-Ind	105,093	35	\$197,106	11/1/2011
DEK	Gas	88-Tran-OPA	18,343	15	\$23,689	11/1/2011
DEK	Gas	Tran-IT-47	144,363	23	\$149,010	11/1/2011
DEK	Gas	00-Residential	758,488	88,086	\$8,384,995	12/1/2011
DEK	Gas	02-Commercial	344,259	7,174	\$2,901,474	12/1/2011
DEK	Gas	04-Industrial	30,188	225	\$234,991	12/1/2011
DEK	Gas	15-Street Light	6	1	\$90	12/1/2011
DEK	Gas	18-OPA	49,744	361	\$383,682	12/1/2011
DEK	Gas	51-Interdepartmental	486	0	\$3,600	12/1/2011
DEK	Gas	80-Tran-Res	0	0	\$0	12/1/2011
DEK	Gas	82-Tran-Com	44,522	31	\$89,460	12/1/2011
DEK	Gas	84-Tran-Ind	129,297	35	\$239,130	12/1/2011

DEK	Gas	88-Tran-OPA	27,570	15	\$54,337	12/1/2011
DEK	Gas	Tran-IT-47	123,505	24	\$129,558	12/1/2011
DEK	Electric	00-Residential	119,388,398	122,822	\$10,310,477	6/1/2015
DEK	Electric	02-Commercial	130,035,376	13,864	\$9,675,018	6/1/2015
DEK	Electric	04-Industrial	69,723,447	371	\$4,576,241	6/1/2015
DEK	Electric	15-Street Light	1,244,921	441	\$136,085	6/1/2015
DEK	Electric	18-OPA	25,193,835	955	\$1,865,614	6/1/2015
DEK	Electric	51-Interdepartmental	42,162	0	\$3,158	6/1/2015
DEK	Gas	00-Residential	127,324	88,936	\$2,548,927	6/1/2015
DEK	Gas	02-Commercial	90,318	6,948	\$885,923	6/1/2015
DEK	Gas	04-Industrial	5,773	206	\$47,670	6/1/2015
DEK	Gas	15-Street Light	5	1	\$77	6/1/2015
DEK	Gas	18-OPA	9,130	364	\$73,987	6/1/2015
DEK	Gas	51-Interdepartmental	377	0	\$2,337	6/1/2015
DEK	Gas	80-Tran-Res	0	0	\$0	6/1/2015
DEK	Gas	82-Tran-Com	14,115	40	\$39,571	6/1/2015
DEK	Gas	84-Tran-Ind	105,956	38	\$199,946	6/1/2015
DEK	Gas	88-Tran-OPA	2,515	16	\$11,250	6/1/2015
DEK	Gas	Tran-IT-47	106,960	20	\$109,352	6/1/2015
DEK	Electric	00-Residential	135,181,174	122,832	11,458,431	7/1/2015
DEK	Electric	02-Commercial	137,254,974	13,892	9,953,065	7/1/2015
DEK	Electric	04-Industrial	71,240,319	371	4,608,827	7/1/2015
DEK	Electric	15-Street Light	1,240,617	441	134,444	7/1/2015
DEK	Electric	18-OPA	24,593,340	955	1,781,261	7/1/2015
DEK	Electric	51-Interdepartmental	48,258	0	\$3,493	7/1/2015
DEK	Gas	00-Residential	106,891	88,806	\$2,353,695	7/1/2015
DEK	Gas	02-Commercial	77,984	6,938	\$801,481	7/1/2015
DEK	Gas	04-Industrial	5,403	211	\$45,553	7/1/2015
DEK	Gas	15-Street Light	5	1	\$81	7/1/2015
DEK	Gas	18-OPA	6,597	370	\$58,049	7/1/2015
DEK	Gas	51-Interdepartmental	13	0	\$80	7/1/2015
DEK	Gas	80-Tran-Res	0	0	\$0	7/1/2015
DEK	Gas	82-Tran-Com	13,945	40	\$39,753	7/1/2015
DEK	Gas	84-Tran-Ind	101,421	38	\$192,068	7/1/2015
DEK	Gas	88-Tran-OPA	1,898	16	\$10,177	7/1/2015
DEK	Gas	Tran-IT-47	109,825	20	\$112,047	7/1/2015
DEK	Electric	00-Residential	140,292,617	122,850	\$12,188,777	8/1/2015
DEK	Electric	02-Commercial	134,388,000	13,892	\$10,154,852	8/1/2015
DEK	Electric	04-Industrial	71,261,628	370	\$4,787,554	8/1/2015
DEK	Electric	15-Street Light	1,240,789	441	\$137,141	8/1/2015
DEK	Electric	18-OPA	25,341,249	958	\$1,894,624	8/1/2015
DEK	Electric	51-Interdepartmental	45,397	0	\$3,385	8/1/2015
DEK	Gas	00-Residential	94,621	88,626	\$2,246,048	8/1/2015
DEK	Gas	02-Commercial	72,262	6,893	\$757,355	8/1/2015
DEK	Gas	04-Industrial	4,016	201	\$36,671	8/1/2015
DEK	Gas	15-Street Light	5	1	\$77	8/1/2015
DEK	Gas	18-OPA	6,251	366	\$55,370	8/1/2015
DEK	Gas	51-Interdepartmental	14	0	\$85	8/1/2015
DEK	Gas	80-Tran-Res	0	0	\$0	8/1/2015
DEK	Gas	82-Tran-Com	14,884	40	\$39,536	8/1/2015
DEK	Gas	84-Tran-Ind	108,764	39	\$192,322	8/1/2015
DEK	Gas	88-Tran-OPA	2,699	16	\$10,177	8/1/2015
DEK	Gas	Tran-IT-47	115,177	20	\$118,717	8/1/2015
DEK	Electric	00-Residential	128,810,815	122,958	\$11,307,392	9/1/2015
DEK	Electric	02-Commercial	134,587,468	13,889	\$10,186,125	9/1/2015
DEK	Electric	04-Industrial	73,281,536	370	\$4,885,112	9/1/2015
DEK	Electric	15-Street Light	1,251,465	441	\$138,602	9/1/2015
DEK	Electric	18-OPA	27,586,829	954	\$2,038,711	9/1/2015
DEK	Electric	51-Interdepartmental	48,113	0	\$3,626	9/1/2015
DEK	Gas	00-Residential	98,015	88,660	\$2,277,079	9/1/2015

DEK	Gas	02-Commercial	74,183	6,885	\$778,084	9/1/2015
DEK	Gas	04-Industrial	4,351	200	\$39,985	9/1/2015
DEK	Gas	15-Street Light	5	1	\$78	9/1/2015
DEK	Gas	18-OPA	6,722	362	\$59,120	9/1/2015
DEK	Gas	51-Interdepartmental	23	0	\$143	9/1/2015
DEK	Gas	80-Tran-Res	0	0	\$0	9/1/2015
DEK	Gas	82-Tran-Com	15,351	40	\$42,215	9/1/2015
DEK	Gas	84-Tran-Ind	108,290	39	\$204,063	9/1/2015
DEK	Gas	88-Tran-OPA	3,294	16	\$12,600	9/1/2015
DEK	Gas	Tran-IT-47	99,082	20	\$105,074	9/1/2015
DEK	Electric	00-Residential	91,524,078	123,201	\$8,140,097	10/1/2015
DEK	Electric	02-Commercial	118,558,934	13,906	\$9,034,115	10/1/2015
DEK	Electric	04-Industrial	68,224,550	372	\$4,409,030	10/1/2015
DEK	Electric	15-Street Light	1,260,310	442	\$138,368	10/1/2015
DEK	Electric	18-OPA	24,765,811	963	\$1,856,575	10/1/2015
DEK	Electric	51-Interdepartmental	32,881	0	\$2,513	10/1/2015
DEK	Gas	00-Residential	128,985	88,861	\$2,520,506	10/1/2015
DEK	Gas	02-Commercial	91,990	6,971	\$874,268	10/1/2015
DEK	Gas	04-Industrial	6,350	201	\$50,121	10/1/2015
DEK	Gas	15-Street Light	5	1	\$76	10/1/2015
DEK	Gas	18-OPA	8,972	366	\$71,146	10/1/2015
DEK	Gas	51-Interdepartmental	88	0	\$529	10/1/2015
DEK	Gas	80-Tran-Res	0	0	\$0	10/1/2015
DEK	Gas	82-Tran-Com	20,409	40	\$50,996	10/1/2015
DEK	Gas	84-Tran-Ind	116,970	39	\$219,171	10/1/2015
DEK	Gas	88-Tran-OPA	9,092	16	\$22,672	10/1/2015
DEK	Gas	Tran-IT-47	113,193	20	\$118,238	10/1/2015
DEK	Electric	00-Residential	83,481,489	123,047	\$7,047,645	11/1/2015
DEK	Electric	02-Commercial	109,773,806	13,871	\$7,925,590	11/1/2015
DEK	Electric	04-Industrial	64,491,398	364	\$3,887,240	11/1/2015
DEK	Electric	15-Street Light	1,276,777	444	\$132,926	11/1/2015
DEK	Electric	18-OPA	22,567,889	958	\$1,566,366	11/1/2015
DEK	Electric	51-Interdepartmental	47,236	0	\$3,369	11/1/2015
DEK	Gas	00-Residential	279,458	89,130	\$3,938,465	11/1/2015
DEK	Gas	02-Commercial	147,933	7,134	\$1,307,748	11/1/2015
DEK	Gas	04-Industrial	11,344	202	\$85,926	11/1/2015
DEK	Gas	15-Street Light	5	1	\$81	11/1/2015
DEK	Gas	18-OPA	18,920	363	\$140,401	11/1/2015
DEK	Gas	51-Interdepartmental	212	0	\$1,381	11/1/2015
DEK	Gas	80-Tran-Res	0	0	\$0	11/1/2015
DEK	Gas	82-Tran-Com	35,826	40	\$78,241	11/1/2015
DEK	Gas	84-Tran-Ind	122,248	38	\$227,896	11/1/2015
DEK	Gas	88-Tran-OPA	17,807	16	\$37,809	11/1/2015
DEK	Gas	Tran-IT-47	115,765	20	\$121,580	11/1/2015
DEK	Electric	00-Residential	113,454,422	123,524	\$9,790,417	12/1/2015
DEK	Electric	02-Commercial	120,031,869	13,881	\$8,814,268	12/1/2015
DEK	Electric	04-Industrial	66,148,433	372	\$4,102,905	12/1/2015
DEK	Electric	15-Street Light	1,266,496	446	\$134,998	12/1/2015
DEK	Electric	18-OPA	23,882,570	959	\$1,718,142	12/1/2015
DEK	Electric	51-Interdepartmental	48,607	0	\$3,531	12/1/2015
DEK	Gas	00-Residential	617,903	90,056	\$6,518,456	12/1/2015
DEK	Gas	02-Commercial	300,558	7,281	\$2,106,573	12/1/2015
DEK	Gas	04-Industrial	24,181	217	\$151,309	12/1/2015
DEK	Gas	15-Street Light	6	1	\$81	12/1/2015
DEK	Gas	18-OPA	37,761	366	\$234,699	12/1/2015
DEK	Gas	51-Interdepartmental	476	0	\$2,752	12/1/2015
DEK	Gas	80-Tran-Res	0	0	\$0	12/1/2015
DEK	Gas	82-Tran-Com	42,916	41	\$90,886	12/1/2015
DEK	Gas	84-Tran-Ind	153,913	39	\$283,726	12/1/2015
DEK	Gas	88-Tran-OPA	24,370	16	\$49,208	12/1/2015

DEK	Gas	Tran-IT-47	109,620	21	\$115,570	12/1/2015
DEK	Electric	00-Residential	143,097,046	123,812	\$11,860,549	1/1/2016
DEK	Electric	02-Commercial	124,196,576	13,867	\$8,915,105	1/1/2016
DEK	Electric	04-Industrial	65,946,466	366	\$4,008,569	1/1/2016
DEK	Electric	15-Street Light	1,360,131	446	\$140,875	1/1/2016
DEK	Electric	18-OPA	24,262,899	961	\$1,677,634	1/1/2016
DEK	Electric	51-Interdepartmental	187,678	0	\$13,079	1/1/2016
DEK	Gas	00-Residential	1,012,427	89,765	\$9,596,868	1/1/2016
DEK	Gas	02-Commercial	479,925	7,307	\$3,078,184	1/1/2016
DEK	Gas	04-Industrial	41,259	216	\$242,873	1/1/2016
DEK	Gas	15-Street Light	5	1	\$75	1/1/2016
DEK	Gas	18-OPA	59,468	366	\$349,039	1/1/2016
DEK	Gas	51-Interdepartmental	912	0	\$5,114	1/1/2016
DEK	Gas	80-Tran-Res	0	0	\$0	1/1/2016
DEK	Gas	82-Tran-Com	73,985	41	\$146,644	1/1/2016
DEK	Gas	84-Tran-Ind	165,790	39	\$303,909	1/1/2016
DEK	Gas	88-Tran-OPA	40,236	16	\$76,765	1/1/2016
DEK	Gas	Tran-IT-47	150,435	21	\$148,574	1/1/2016
DEK	Electric	00-Residential	135,063,836	124,018	\$12,109,371	2/1/2016
DEK	Electric	02-Commercial	117,495,904	13,859	\$9,361,428	2/1/2016
DEK	Electric	04-Industrial	64,447,649	372	\$4,314,982	2/1/2016
DEK	Electric	15-Street Light	911,892	448	\$106,247	2/1/2016
DEK	Electric	18-OPA	23,563,600	962	\$1,758,658	2/1/2016
DEK	Electric	51-Interdepartmental	117,804	0	\$8,977	2/1/2016
DEK	Gas	00-Residential	1,104,225	90,330	\$10,638,150	2/1/2016
DEK	Gas	02-Commercial	523,832	7,309	\$3,454,031	2/1/2016
DEK	Gas	04-Industrial	48,050	204	\$292,997	2/1/2016
DEK	Gas	15-Street Light	5	1	\$76	2/1/2016
DEK	Gas	18-OPA	65,019	366	\$396,515	2/1/2016
DEK	Gas	51-Interdepartmental	-474	0	(\$2,775)	2/1/2016
DEK	Gas	80-Tran-Res	0	0	\$0	2/1/2016
DEK	Gas	82-Tran-Com	62,215	44	\$126,132	2/1/2016
DEK	Gas	84-Tran-Ind	163,256	39	\$299,645	2/1/2016
DEK	Gas	88-Tran-OPA	30,149	16	\$59,270	2/1/2016
DEK	Gas	Tran-IT-47	121,155	21	\$118,213	2/1/2016
DEK	Electric	00-Residential	109,361,914	124,168	\$9,796,129	3/1/2016
DEK	Electric	02-Commercial	113,909,193	13,916	\$8,991,031	3/1/2016
DEK	Electric	04-Industrial	65,576,157	376	\$4,336,643	3/1/2016
DEK	Electric	15-Street Light	1,225,924	448	\$136,361	3/1/2016
DEK	Electric	18-OPA	22,900,062	958	\$1,740,662	3/1/2016
DEK	Electric	51-Interdepartmental	38,633	0	\$2,839	3/1/2016
DEK	Gas	00-Residential	730,950	90,578	\$7,305,636	3/1/2016
DEK	Gas	02-Commercial	363,664	7,326	\$2,384,646	3/1/2016
DEK	Gas	04-Industrial	29,264	207	\$173,840	3/1/2016
DEK	Gas	15-Street Light	5	1	\$77	3/1/2016
DEK	Gas	18-OPA	46,650	369	\$274,582	3/1/2016
DEK	Gas	51-Interdepartmental	677	0	\$3,743	3/1/2016
DEK	Gas	80-Tran-Res	0	0	\$0	3/1/2016
DEK	Gas	82-Tran-Com	42,598	44	\$92,001	3/1/2016
DEK	Gas	84-Tran-Ind	142,090	39	\$262,846	3/1/2016
DEK	Gas	88-Tran-OPA	17,039	15	\$35,628	3/1/2016
DEK	Gas	Tran-IT-47	115,362	21	\$112,543	3/1/2016
DEK	Electric	00-Residential	91,346,387	124,008	8,061,659	4/1/2016
DEK	Electric	02-Commercial	111,060,681	13,930	8,551,441	4/1/2016
DEK	Electric	04-Industrial	64,380,876	372	4,165,448	4/1/2016
DEK	Electric	15-Street Light	1,630,373	447	171,011	4/1/2016
DEK	Electric	18-OPA	22,160,329	963	1,652,917	4/1/2016
DEK	Electric	51-Interdepartmental	29,738	0	\$2,124	4/1/2016
DEK	Gas	00-Residential	455,427	90,327	4,744,152	4/1/2016
DEK	Gas	02-Commercial	213,938	7,236	1,363,648	4/1/2016

DEK	Gas	04-Industrial	17,294	212	94,554	4/1/2016
DEK	Gas	15-Street Light	5	1	70	4/1/2016
DEK	Gas	18-OPA	27,986	368	149,697	4/1/2016
DEK	Gas	51-Interdepartmental	275	0	\$1,308	4/1/2016
DEK	Gas	80-Tran-Res	0	0	0	4/1/2016
DEK	Gas	82-Tran-Com	35,586	44	78,143	4/1/2016
DEK	Gas	84-Tran-Ind	124,430	39	232,060	4/1/2016
DEK	Gas	88-Tran-OPA	17,540	16	30,994	4/1/2016
DEK	Gas	Tran-IT-47	115,168	21	113,625	4/1/2016
DEK	Electric	00-Residential	82,203,029	124,045	\$7,325,340	5/1/2016
DEK	Electric	02-Commercial	110,983,506	13,925	\$8,480,963	5/1/2016
DEK	Electric	04-Industrial	63,907,079	368	\$4,123,872	5/1/2016
DEK	Electric	15-Street Light	1,204,919	446	\$132,386	5/1/2016
DEK	Electric	18-OPA	22,465,627	960	\$1,653,421	5/1/2016
DEK	Electric	51-Interdepartmental	27,038	0	\$1,904	5/1/2016
DEK	Gas	00-Residential	214,168	90,053	\$3,075,950	5/1/2016
DEK	Gas	02-Commercial	119,090	7,093	\$974,354	5/1/2016
DEK	Gas	04-Industrial	7,035	200	\$52,425	5/1/2016
DEK	Gas	15-Street Light	5	1	\$73	5/1/2016
DEK	Gas	18-OPA	15,405	366	\$100,275	5/1/2016
DEK	Gas	51-Interdepartmental	47	0	\$252	5/1/2016
DEK	Gas	80-Tran-Res	0	0	\$0	5/1/2016
DEK	Gas	82-Tran-Com	28,322	45	\$64,983	5/1/2016
DEK	Gas	84-Tran-Ind	119,022	39	\$222,667	5/1/2016
DEK	Gas	88-Tran-OPA	2,696	15	\$16,640	5/1/2016
DEK	Gas	Tran-IT-47	130,583	22	\$128,644	5/1/2016
DEK	Electric	00-Residential	118,445,480	124,031	\$11,187,943	6/1/2016
DEK	Electric	02-Commercial	130,280,864	13,905	\$10,704,435	6/1/2016
DEK	Electric	04-Industrial	70,847,496	372	\$5,129,596	6/1/2016
DEK	Electric	15-Street Light	1,218,590	445	\$142,466	6/1/2016
DEK	Electric	18-OPA	23,470,557	951	\$1,945,007	6/1/2016
DEK	Electric	51-Interdepartmental	27,038	0	\$1,904	6/1/2016
DEK	Gas	00-Residential	138,918	89,715	\$2,557,967	6/1/2016
DEK	Gas	02-Commercial	84,759	7,029	\$808,145	6/1/2016
DEK	Gas	04-Industrial	6,439	203	\$49,183	6/1/2016
DEK	Gas	15-Street Light	5	1	\$76	6/1/2016
DEK	Gas	18-OPA	9,530	363	\$71,722	6/1/2016
DEK	Gas	51-Interdepartmental	47	0	\$252	6/1/2016
DEK	Gas	80-Tran-Res	0	0	\$0	6/1/2016
DEK	Gas	82-Tran-Com	21,192	43	\$52,786	6/1/2016
DEK	Gas	84-Tran-Ind	110,315	38	\$207,075	6/1/2016
DEK	Gas	88-Tran-OPA	2,322	14	\$10,055	6/1/2016
DEK	Gas	Tran-IT-47	118,370	22	\$117,326	6/1/2016
DEK	Electric	00-Residential	146,682,042	124,168	\$13,053,909	7/1/2016
DEK	Electric	02-Commercial	139,768,795	13,904	\$10,758,718	7/1/2016
DEK	Electric	04-Industrial	70,323,291	371	\$4,846,529	7/1/2016
DEK	Electric	15-Street Light	1,337,745	445	\$143,662	7/1/2016
DEK	Electric	18-OPA	24,611,228	955	\$1,879,236	7/1/2016
DEK	Electric	51-Interdepartmental	27,038	0	\$7,836	7/1/2016
DEK	Gas	00-Residential	98,649	89,433	\$2,279,023	7/1/2016
DEK	Gas	02-Commercial	75,147	6,971	\$772,535	7/1/2016
DEK	Gas	04-Industrial	1,862	203	\$24,366	7/1/2016
DEK	Gas	15-Street Light	5	1	\$80	7/1/2016
DEK	Gas	18-OPA	7,240	361	\$60,872	7/1/2016
DEK	Gas	51-Interdepartmental	47	0	\$409	7/1/2016
DEK	Gas	80-Tran-Res	0	0	\$0	7/1/2016
DEK	Gas	82-Tran-Com	19,966	45	\$53,482	7/1/2016
DEK	Gas	84-Tran-Ind	106,729	39	\$200,165	7/1/2016
DEK	Gas	88-Tran-OPA	2,153	14	\$9,761	7/1/2016
DEK	Gas	Tran-IT-47	111,028	22	\$111,405	7/1/2016

DEK	Electric	00-Residential	161,396,975	124,348	14,091,722	8/1/2016
DEK	Electric	02-Commercial	145,360,541	13,905	10,963,537	8/1/2016
DEK	Electric	04-Industrial	71,784,906	369	4,840,262	8/1/2016
DEK	Electric	15-Street Light	1,239,708	444	135,953	8/1/2016
DEK	Electric	18-OPA	27,342,778	951	2,019,555	8/1/2016
DEK	Electric	51-Interdepartmental	130,239	0	\$4,085	8/1/2016
DEK	Gas	00-Residential	88,543	89,405	\$2,209,946	8/1/2016
DEK	Gas	02-Commercial	61,240	6,946	\$700,338	8/1/2016
DEK	Gas	04-Industrial	3,326	199	\$34,444	8/1/2016
DEK	Gas	15-Street Light	5	1	\$77	8/1/2016
DEK	Gas	18-OPA	5,147	364	\$49,608	8/1/2016
DEK	Gas	51-Interdepartmental	15	0	(\$60)	8/1/2016
DEK	Gas	80-Tran-Res	0	0	\$0	8/1/2016
DEK	Gas	82-Tran-Com	20,207	45	\$53,419	8/1/2016
DEK	Gas	84-Tran-Ind	107,777	38	\$202,765	8/1/2016
DEK	Gas	88-Tran-OPA	2,168	14	\$9,358	8/1/2016
DEK	Gas	Tran-IT-47	125,325	22	\$125,969	8/1/2016
DEK	Electric	00-Residential	149,142,564	124,523	\$13,174,850	9/1/2016
DEK	Electric	02-Commercial	143,745,181	13,957	\$10,926,055	9/1/2016
DEK	Electric	04-Industrial	74,657,481	371	\$4,947,424	9/1/2016
DEK	Electric	15-Street Light	1,286,506	445	\$137,821	9/1/2016
DEK	Electric	18-OPA	28,833,573	951	\$2,154,422	9/1/2016
DEK	Electric	51-Interdepartmental	50,049	0	\$3,610	9/1/2016
DEK	Gas	00-Residential	62,595	89,483	\$2,285,251	9/1/2016
DEK	Gas	02-Commercial	67,647	6,950	\$767,310	9/1/2016
DEK	Gas	04-Industrial	3,500	202	\$35,817	9/1/2016
DEK	Gas	15-Street Light	5	1	\$81	9/1/2016
DEK	Gas	18-OPA	6,840	364	\$62,688	9/1/2016
DEK	Gas	51-Interdepartmental	4	0	\$25	9/1/2016
DEK	Gas	80-Tran-Res	0	0	\$0	9/1/2016
DEK	Gas	82-Tran-Com	21,683	45	\$56,062	9/1/2016
DEK	Gas	84-Tran-Ind	103,515	38	\$195,359	9/1/2016
DEK	Gas	88-Tran-OPA	2,587	13	\$10,085	9/1/2016
DEK	Gas	Tran-IT-47	118,733	22	\$118,579	9/1/2016
DEK	Electric	00-Residential	103,227,755	124,811	\$9,404,320	10/1/2016
DEK	Electric	02-Commercial	122,887,853	14,012	\$9,654,090	10/1/2016
DEK	Electric	04-Industrial	66,773,146	370	\$4,505,598	10/1/2016
DEK	Electric	15-Street Light	1,050,304	447	\$126,385	10/1/2016
DEK	Electric	18-OPA	25,520,812	964	\$1,932,452	10/1/2016
DEK	Electric	51-Interdepartmental	49,225	0	\$3,621	10/1/2016
DEK	Gas	00-Residential	104,057	89,667	\$2,400,394	10/1/2016
DEK	Gas	02-Commercial	74,659	6,975	\$829,316	10/1/2016
DEK	Gas	04-Industrial	4,325	201	\$41,455	10/1/2016
DEK	Gas	15-Street Light	5	1	\$83	10/1/2016
DEK	Gas	18-OPA	7,405	368	\$68,163	10/1/2016
DEK	Gas	51-Interdepartmental	8	0	\$53	10/1/2016
DEK	Gas	80-Tran-Res	0	0	\$0	10/1/2016
DEK	Gas	82-Tran-Com	28,449	46	\$69,723	10/1/2016
DEK	Gas	84-Tran-Ind	113,199	38	\$212,187	10/1/2016
DEK	Gas	88-Tran-OPA	5,787	13	\$15,646	10/1/2016
DEK	Gas	Tran-IT-47	131,511	22	\$131,098	10/1/2016
DEK	Electric	00-Residential	85,420,842	124,787	\$7,756,375	11/1/2016
DEK	Electric	02-Commercial	110,526,089	13,981	\$8,714,235	11/1/2016
DEK	Electric	04-Industrial	63,781,538	369	\$4,211,745	11/1/2016
DEK	Electric	15-Street Light	1,483,472	446	\$151,160	11/1/2016
DEK	Electric	18-OPA	23,030,883	958	\$1,736,336	11/1/2016
DEK	Electric	51-Interdepartmental	38,447	0	\$2,834	11/1/2016
DEK	Gas	00-Residential	246,906	90,211	\$3,613,804	11/1/2016
DEK	Gas	02-Commercial	134,776	7,136	\$1,220,150	11/1/2016
DEK	Gas	04-Industrial	9,530	203	\$75,210	11/1/2016

DEK	Gas	15-Street Light	5	1	\$79	11/1/2016
DEK	Gas	18-OPA	16,916	366	\$127,831	11/1/2016
DEK	Gas	51-Interdepartmental	28	0	\$190	11/1/2016
DEK	Gas	80-Tran-Res	0	0	\$0	11/1/2016
DEK	Gas	82-Tran-Com	38,988	44	\$88,926	11/1/2016
DEK	Gas	84-Tran-Ind	132,125	38	\$245,074	11/1/2016
DEK	Gas	88-Tran-OPA	16,085	13	\$33,540	11/1/2016
DEK	Gas	Tran-IT-47	145,670	22	\$145,183	11/1/2016
DEK	Electric	00-Residential	126,293,795	125,166	\$10,764,633	12/1/2016
DEK	Electric	02-Commercial	123,799,146	14,024	\$9,044,777	12/1/2016
DEK	Electric	04-Industrial	68,551,298	370	\$4,183,045	12/1/2016
DEK	Electric	15-Street Light	1,314,287	447	\$136,236	12/1/2016
DEK	Electric	18-OPA	24,304,353	959	\$1,709,353	12/1/2016
DEK	Electric	51-Interdepartmental	34,154	0	\$2,467	12/1/2016
DEK	Gas	00-Residential	833,477	90,896	\$8,483,213	12/1/2016
DEK	Gas	02-Commercial	392,132	7,294	\$2,846,428	12/1/2016
DEK	Gas	04-Industrial	33,448	210	\$223,741	12/1/2016
DEK	Gas	15-Street Light	6	1	\$84	12/1/2016
DEK	Gas	18-OPA	48,489	371	\$322,503	12/1/2016
DEK	Gas	51-Interdepartmental	138	0	\$901	12/1/2016
DEK	Gas	80-Tran-Res	0	0	\$0	12/1/2016
DEK	Gas	82-Tran-Com	70,496	44	\$141,187	12/1/2016
DEK	Gas	84-Tran-Ind	169,797	38	\$310,536	12/1/2016
DEK	Gas	88-Tran-OPA	33,143	13	\$63,182	12/1/2016
DEK	Gas	Tran-IT-47	130,394	22	\$127,866	12/1/2016
DEK	Electric	00-Residential	152,260,687	125,353	\$12,874,646	1/1/2017
DEK	Electric	02-Commercial	125,774,982	14,066	\$9,229,396	1/1/2017
DEK	Electric	04-Industrial	63,354,620	367	\$3,985,183	1/1/2017
DEK	Electric	15-Street Light	1,285,611	445	\$116,540	1/1/2017
DEK	Electric	18-OPA	24,592,459	964	\$1,715,247	1/1/2017
DEK	Electric	51-Interdepartmental	129,877	0	\$9,022	1/1/2017
DEK	Gas	00-Residential	1,150,842	91,178	\$12,121,117	1/1/2017
DEK	Gas	02-Commercial	561,870	7,346	\$4,373,835	1/1/2017
DEK	Gas	04-Industrial	48,629	222	\$357,952	1/1/2017
DEK	Gas	15-Street Light	5	1	\$84	1/1/2017
DEK	Gas	18-OPA	66,263	371	\$487,758	1/1/2017
DEK	Gas	51-Interdepartmental	1,013	0	\$6,388	1/1/2017
DEK	Gas	80-Tran-Res	0	0	\$0	1/1/2017
DEK	Gas	82-Tran-Com	71,700	44	\$143,569	1/1/2017
DEK	Gas	84-Tran-Ind	169,579	38	\$310,363	1/1/2017
DEK	Gas	88-Tran-OPA	29,205	13	\$56,374	1/1/2017
DEK	Gas	Tran-IT-47	134,661	22	\$133,416	1/1/2017
DEK	Electric	00-Residential	116,857,527	124,833	\$10,127,950	2/1/2017
DEK	Electric	02-Commercial	113,534,919	14,011	\$8,637,290	2/1/2017
DEK	Electric	04-Industrial	63,352,735	366	\$4,020,096	2/1/2017
DEK	Electric	15-Street Light	1,283,934	446	\$135,023	2/1/2017
DEK	Electric	18-OPA	21,395,892	955	\$1,574,174	2/1/2017
DEK	Electric	51-Interdepartmental	168,021	0	\$11,880	2/1/2017
DEK	Gas	00-Residential	848,590	90,374	\$8,828,699	2/1/2017
DEK	Gas	02-Commercial	402,713	7,327	\$3,027,050	2/1/2017
DEK	Gas	04-Industrial	34,728	209	\$239,643	2/1/2017
DEK	Gas	15-Street Light	5	1	\$79	2/1/2017
DEK	Gas	18-OPA	50,967	370	\$350,021	2/1/2017
DEK	Gas	51-Interdepartmental	910	0	\$6,496	2/1/2017
DEK	Gas	80-Tran-Res	0	0	\$0	2/1/2017
DEK	Gas	82-Tran-Com	52,590	44	\$108,794	2/1/2017
DEK	Gas	84-Tran-Ind	139,999	38	\$258,924	2/1/2017
DEK	Gas	88-Tran-OPA	21,009	13	\$42,123	2/1/2017
DEK	Gas	Tran-IT-47	120,079	22	\$121,297	2/1/2017
DEK	Electric	00-Residential	105,428,213	125,561	\$9,085,273	3/1/2017

DEK	Electric	02-Commercial	111,492,272	14,061	\$8,398,799	3/1/2017
DEK	Electric	04-Industrial	61,886,999	369	\$3,928,177	3/1/2017
DEK	Electric	15-Street Light	1,237,187	445	\$131,291	3/1/2017
DEK	Electric	18-OPA	22,219,128	962	\$1,646,049	3/1/2017
DEK	Electric	51-Interdepartmental	473,912	0	\$33,871	3/1/2017
DEK	Gas	00-Residential	708,051	91,208	\$7,836,503	3/1/2017
DEK	Gas	02-Commercial	335,562	7,319	\$2,654,470	3/1/2017
DEK	Gas	04-Industrial	32,303	211	\$231,722	3/1/2017
DEK	Gas	15-Street Light	5	1	\$83	3/1/2017
DEK	Gas	18-OPA	42,135	371	\$304,083	3/1/2017
DEK	Gas	51-Interdepartmental	831	0	\$5,456	3/1/2017
DEK	Gas	80-Tran-Res	0	0	\$0	3/1/2017
DEK	Gas	82-Tran-Com	56,311	43	\$115,170	3/1/2017
DEK	Gas	84-Tran-Ind	154,186	38	\$283,595	3/1/2017
DEK	Gas	88-Tran-OPA	22,011	13	\$43,864	3/1/2017
DEK	Gas	Tran-IT-47	125,241	22	\$129,676	3/1/2017
DEK	Electric	00-Residential	92,266,565	125,228	\$7,915,095	4/1/2017
DEK	Electric	02-Commercial	112,433,824	13,681	\$8,187,325	4/1/2017
DEK	Electric	04-Industrial	63,764,958	362	\$3,887,686	4/1/2017
DEK	Electric	15-Street Light	1,260,933	447	\$130,149	4/1/2017
DEK	Electric	18-OPA	21,364,175	958	\$1,517,430	4/1/2017
DEK	Electric	51-Interdepartmental	-372,632	0	(\$26,351)	4/1/2017
DEK	Gas	00-Residential	429,325	90,466	\$4,984,546	4/1/2017
DEK	Gas	02-Commercial	222,424	7,090	\$1,808,528	4/1/2017
DEK	Gas	04-Industrial	18,428	210	\$135,456	4/1/2017
DEK	Gas	15-Street Light	5	1	\$80	4/1/2017
DEK	Gas	18-OPA	28,698	368	\$205,397	4/1/2017
DEK	Gas	51-Interdepartmental	485	0	\$3,314	4/1/2017
DEK	Gas	80-Tran-Res	0	0	\$0	4/1/2017
DEK	Gas	82-Tran-Com	29,129	43	\$68,010	4/1/2017
DEK	Gas	84-Tran-Ind	112,550	38	\$211,193	4/1/2017
DEK	Gas	88-Tran-OPA	8,437	13	\$20,261	4/1/2017
DEK	Gas	Tran-IT-47	115,293	22	\$120,895	4/1/2017
DEK	Electric	00-Residential	88,890,938	125,655	\$7,508,315	5/1/2017
DEK	Electric	02-Commercial	114,871,932	13,612	\$8,137,894	5/1/2017
DEK	Electric	04-Industrial	66,379,122	367	\$3,929,156	5/1/2017
DEK	Electric	15-Street Light	1,241,605	446	\$127,100	5/1/2017
DEK	Electric	18-OPA	22,843,977	963	\$1,560,496	5/1/2017
DEK	Electric	51-Interdepartmental	30,158	0	\$2,070	5/1/2017
DEK	Gas	00-Residential	217,452	90,854	\$3,398,120	5/1/2017
DEK	Gas	02-Commercial	116,764	6,955	\$1,151,609	5/1/2017
DEK	Gas	04-Industrial	6,780	205	\$60,187	5/1/2017
DEK	Gas	15-Street Light	5	1	\$82	5/1/2017
DEK	Gas	18-OPA	13,680	369	\$113,921	5/1/2017
DEK	Gas	51-Interdepartmental	151	0	\$976	5/1/2017
DEK	Gas	80-Tran-Res	0	0	0	5/1/2017
DEK	Gas	82-Tran-Com	22,959	43	57,124	5/1/2017
DEK	Gas	84-Tran-Ind	114,527	38	214,632	5/1/2017
DEK	Gas	88-Tran-OPA	7,033	13	17,821	5/1/2017
DEK	Gas	Tran-IT-47	126,559	22	131,457	5/1/2017
DEK	Electric	00-Residential	116,046,794	125,686	\$9,659,183	6/1/2017
DEK	Electric	02-Commercial	128,678,029	13,579	\$9,006,447	6/1/2017
DEK	Electric	04-Industrial	69,194,357	364	\$4,218,650	6/1/2017
DEK	Electric	15-Street Light	1,161,767	445	\$119,193	6/1/2017
DEK	Electric	18-OPA	20,680,591	955	\$1,506,064	6/1/2017
DEK	Electric	51-Interdepartmental	27,526	0	\$1,849	6/1/2017
DEK	Gas	00-Residential	123,528	90,714	\$2,502,566	6/1/2017
DEK	Gas	02-Commercial	81,942	6,895	\$838,743	6/1/2017
DEK	Gas	04-Industrial	3,967	202	\$36,231	6/1/2017
DEK	Gas	15-Street Light	5	1	\$84	6/1/2017

DEK	Gas	18-OPA	8,242	364	\$69,999	6/1/2017
DEK	Gas	51-Interdepartmental	34	0	\$239	6/1/2017
DEK	Gas	80-Tran-Res	0	0	\$0	6/1/2017
DEK	Gas	82-Tran-Com	19,316	44	\$50,821	6/1/2017
DEK	Gas	84-Tran-Ind	106,239	38	\$200,219	6/1/2017
DEK	Gas	88-Tran-OPA	2,568	13	\$10,057	6/1/2017
DEK	Gas	Tran-IT-47	130,626	22	\$132,968	6/1/2017
DEK	Electric	00-Residential	143,429,891	125,746	\$12,661,898	7/1/2017
DEK	Electric	02-Commercial	137,101,417	13,564	\$10,326,875	7/1/2017
DEK	Electric	04-Industrial	69,359,024	363	\$4,666,134	7/1/2017
DEK	Electric	15-Street Light	1,314,299	448	\$142,099	7/1/2017
DEK	Electric	18-OPA	25,721,462	954	\$1,922,746	7/1/2017
DEK	Electric	51-Interdepartmental	48,032	0	\$3,234	7/1/2017
DEK	Gas	00-Residential	100,822	90,381	\$2,331,761	7/1/2017
DEK	Gas	02-Commercial	68,901	6,806	\$761,848	7/1/2017
DEK	Gas	04-Industrial	3,105	205	\$32,684	7/1/2017
DEK	Gas	15-Street Light	5	1	\$80	7/1/2017
DEK	Gas	18-OPA	6,567	361	\$59,910	7/1/2017
DEK	Gas	51-Interdepartmental	6	0	\$40	7/1/2017
DEK	Gas	80-Tran-Res	0	0	\$0	7/1/2017
DEK	Gas	82-Tran-Com	16,400	44	\$45,717	7/1/2017
DEK	Gas	84-Tran-Ind	94,329	38	\$179,510	7/1/2017
DEK	Gas	88-Tran-OPA	2,410	13	\$9,779	7/1/2017
DEK	Gas	Tran-IT-47	124,678	22	\$125,729	7/1/2017
DEK	Electric	00-Residential	139,943,905	125,894	\$12,185,554	8/1/2017
DEK	Electric	02-Commercial	133,873,389	13,581	\$10,011,077	8/1/2017
DEK	Electric	04-Industrial	71,751,787	365	\$4,705,420	8/1/2017
DEK	Electric	15-Street Light	1,231,443	447	\$132,171	8/1/2017
DEK	Electric	18-OPA	24,905,063	954	\$1,825,858	8/1/2017
DEK	Electric	51-Interdepartmental	43,833	0	\$3,213	8/1/2017
DEK	Gas	00-Residential	89,279	90,251	\$2,213,687	8/1/2017
DEK	Gas	02-Commercial	67,078	6,789	\$736,772	8/1/2017
DEK	Gas	04-Industrial	3,494	199	\$34,285	8/1/2017
DEK	Gas	15-Street Light	5	1	\$78	8/1/2017
DEK	Gas	18-OPA	5,594	362	\$52,665	8/1/2017
DEK	Gas	51-Interdepartmental	5	0	\$32	8/1/2017
DEK	Gas	80-Tran-Res	0	0	\$0	8/1/2017
DEK	Gas	82-Tran-Com	19,121	44	\$50,450	8/1/2017
DEK	Gas	84-Tran-Ind	111,456	38	\$209,290	8/1/2017
DEK	Gas	88-Tran-OPA	2,640	13	\$10,182	8/1/2017
DEK	Gas	Tran-IT-47	133,264	22	\$132,524	8/1/2017
DEK	Electric	00-Residential	116,055,029	125,965	\$10,036,825	9/1/2017
DEK	Electric	02-Commercial	128,960,748	13,571	\$9,450,649	9/1/2017
DEK	Electric	04-Industrial	70,464,367	363	\$4,518,823	9/1/2017
DEK	Electric	15-Street Light	1,249,583	448	\$131,617	9/1/2017
DEK	Electric	18-OPA	24,677,038	946	\$1,801,940	9/1/2017
DEK	Electric	51-Interdepartmental	46,825	0	\$3,371	9/1/2017
DEK	Gas	00-Residential	105,169	90,132	\$2,318,917	9/1/2017
DEK	Gas	02-Commercial	75,422	6,767	\$773,063	9/1/2017
DEK	Gas	04-Industrial	4,635	210	\$41,036	9/1/2017
DEK	Gas	15-Street Light	5	1	\$81	9/1/2017
DEK	Gas	18-OPA	7,737	361	\$64,524	9/1/2017
DEK	Gas	51-Interdepartmental	5	0	\$31	9/1/2017
DEK	Gas	80-Tran-Res	0	0	\$0	9/1/2017
DEK	Gas	82-Tran-Com	20,794	44	\$53,358	9/1/2017
DEK	Gas	84-Tran-Ind	101,542	38	\$192,051	9/1/2017
DEK	Gas	88-Tran-OPA	3,973	13	\$12,499	9/1/2017
DEK	Gas	Tran-IT-47	112,002	22	\$112,035	9/1/2017
DEK	Electric	00-Residential	105,041,100	126,376	\$8,738,582	10/1/2017
DEK	Electric	02-Commercial	118,353,936	13,617	\$8,337,514	10/1/2017

DEK	Electric	04-Industrial	67,011,327	364	\$3,986,829	10/1/2017
DEK	Electric	15-Street Light	1,255,900	448	\$127,281	10/1/2017
DEK	Electric	18-OPA	23,379,519	956	\$1,612,658	10/1/2017
DEK	Electric	51-Interdepartmental	39,428	0	\$2,949	10/1/2017
DEK	Gas	00-Residential	108,548	90,511	\$2,356,216	10/1/2017
DEK	Gas	02-Commercial	75,053	6,808	\$779,382	10/1/2017
DEK	Gas	04-Industrial	4,063	200	\$38,396	10/1/2017
DEK	Gas	15-Street Light	5	1	\$78	10/1/2017
DEK	Gas	18-OPA	7,590	363	\$64,321	10/1/2017
DEK	Gas	51-Interdepartmental	13	0	\$79	10/1/2017
DEK	Gas	80-Tran-Res	0	0	\$0	10/1/2017
DEK	Gas	82-Tran-Com	29,425	44	\$68,364	10/1/2017
DEK	Gas	84-Tran-Ind	114,685	38	\$214,906	10/1/2017
DEK	Gas	88-Tran-OPA	10,109	13	\$23,170	10/1/2017
DEK	Gas	Tran-IT-47	142,681	22	\$142,058	10/1/2017
DEK	Electric	00-Residential	95,748,221	126,321	\$8,584,302	11/1/2017
DEK	Electric	02-Commercial	110,541,283	13,591	\$8,455,454	11/1/2017
DEK	Electric	04-Industrial	65,868,548	362	\$4,226,492	11/1/2017
DEK	Electric	15-Street Light	1,275,238	448	\$135,387	11/1/2017
DEK	Electric	18-OPA	22,709,776	952	\$1,639,889	11/1/2017
DEK	Electric	51-Interdepartmental	22,966	0	\$1,511	11/1/2017
DEK	Gas	00-Residential	419,596	91,058	\$4,699,655	11/1/2017
DEK	Gas	02-Commercial	218,334	7,012	\$1,649,804	11/1/2017
DEK	Gas	04-Industrial	18,093	198	\$121,506	11/1/2017
DEK	Gas	15-Street Light	5	1	\$77	11/1/2017
DEK	Gas	18-OPA	24,419	361	\$164,495	11/1/2017
DEK	Gas	51-Interdepartmental	26	0	\$161	11/1/2017
DEK	Gas	80-Tran-Res	0	0	\$0	11/1/2017
DEK	Gas	82-Tran-Com	52,368	44	\$108,255	11/1/2017
DEK	Gas	84-Tran-Ind	137,274	38	\$253,756	11/1/2017
DEK	Gas	88-Tran-OPA	2,026	13	\$40,413	11/1/2017
DEK	Gas	Tran-IT-47	148,463	22	\$148,348	11/1/2017
DEK	Electric	00-Residential	123,265,162	126,933	\$10,686,318	12/1/2017
DEK	Electric	02-Commercial	115,306,910	13,586	\$8,577,566	12/1/2017
DEK	Electric	04-Industrial	67,646,131	362	\$4,176,862	12/1/2017
DEK	Electric	15-Street Light	1,279,136	450	\$133,921	12/1/2017
DEK	Electric	18-OPA	22,283,401	947	\$1,550,244	12/1/2017
DEK	Electric	51-Interdepartmental	478,256	0	\$34,180	12/1/2017
DEK	Gas	00-Residential	867,409	91,702	\$8,340,117	12/1/2017
DEK	Gas	02-Commercial	419,844	7,154	\$3,005,622	12/1/2017
DEK	Gas	04-Industrial	36,047	208	\$240,524	12/1/2017
DEK	Gas	15-Street Light	5	1	\$80	12/1/2017
DEK	Gas	18-OPA	45,382	362	\$304,155	12/1/2017
DEK	Gas	51-Interdepartmental	703	0	\$4,259	12/1/2017
DEK	Gas	80-Tran-Res	0	0	\$0	12/1/2017
DEK	Gas	82-Tran-Com	77,303	44	\$151,543	12/1/2017
DEK	Gas	84-Tran-Ind	164,484	37	\$301,071	12/1/2017
DEK	Gas	88-Tran-OPA	30,929	13	\$59,371	12/1/2017
DEK	Gas	Tran-IT-47	135,421	22	\$139,934	12/1/2017
DEK	Electric	00-Residential	181,374,996	127,163	\$16,073,289	1/1/2018
DEK	Electric	02-Commercial	128,906,122	13,605	\$9,911,332	1/1/2018
DEK	Electric	04-Industrial	64,361,657	363	\$4,281,321	1/1/2018
DEK	Electric	15-Street Light	1,022,165	451	\$114,155	1/1/2018
DEK	Electric	18-OPA	24,621,365	953	\$1,782,835	1/1/2018
DEK	Electric	51-Interdepartmental	60,315	0	\$4,231	1/1/2018
DEK	Gas	00-Residential	1,507,073	92,034	\$13,132,271	1/1/2018
DEK	Gas	02-Commercial	732,021	7,199	\$4,843,645	1/1/2018
DEK	Gas	04-Industrial	61,104	212	\$386,075	1/1/2018
DEK	Gas	15-Street Light	6	1	\$85	1/1/2018
DEK	Gas	18-OPA	83,943	362	\$529,945	1/1/2018

DEK	Gas	51-Interdepartmental	1,057	0	\$6,726	1/1/2018
DEK	Gas	80-Tran-Res	0	0	\$0	1/1/2018
DEK	Gas	82-Tran-Com	88,986	44	\$172,211	1/1/2018
DEK	Gas	84-Tran-Ind	188,705	37	\$343,666	1/1/2018
DEK	Gas	88-Tran-OPA	35,634	13	\$67,643	1/1/2018
DEK	Gas	Tran-IT-47	151,803	22	\$147,775	1/1/2018
DEK	Electric	00-Residential	136,729,236	127,164	\$11,744,958	2/1/2018
DEK	Electric	02-Commercial	115,411,883	13,614	\$8,825,962	2/1/2018
DEK	Electric	04-Industrial	64,002,451	362	\$4,105,599	2/1/2018
DEK	Electric	15-Street Light	1,541,650	451	\$159,341	2/1/2018
DEK	Electric	18-OPA	22,828,982	953	\$1,623,124	2/1/2018
DEK	Electric	51-Interdepartmental	84,723	0	\$6,257	2/1/2018
DEK	Gas	00-Residential	1,152,366	92,098	\$10,339,872	2/1/2018
DEK	Gas	02-Commercial	551,129	7,225	\$3,728,266	2/1/2018
DEK	Gas	04-Industrial	45,408	215	\$292,172	2/1/2018
DEK	Gas	15-Street Light	5	1	\$78	2/1/2018
DEK	Gas	18-OPA	62,898	365	\$401,649	2/1/2018
DEK	Gas	51-Interdepartmental	1,375	0	\$8,445	2/1/2018
DEK	Gas	80-Tran-Res	0	0	\$0	2/1/2018
DEK	Gas	82-Tran-Com	59,605	42	\$120,195	2/1/2018
DEK	Gas	84-Tran-Ind	153,052	37	\$281,574	2/1/2018
DEK	Gas	88-Tran-OPA	22,926	13	\$45,514	2/1/2018
DEK	Gas	Tran-IT-47	125,074	22	\$123,614	2/1/2018
DEK	Electric	00-Residential	112,274,304	127,155	\$9,705,373	3/1/2018
DEK	Electric	02-Commercial	110,227,571	13,636	\$8,705,679	3/1/2018
DEK	Electric	04-Industrial	63,584,129	362	\$4,223,518	3/1/2018
DEK	Electric	15-Street Light	1,257,248	451	\$136,841	3/1/2018
DEK	Electric	18-OPA	21,444,664	946	\$1,638,638	3/1/2018
DEK	Electric	51-Interdepartmental	70,924	0	\$5,106	3/1/2018
DEK	Gas	00-Residential	795,434	91,951	\$7,453,246	3/1/2018
DEK	Gas	02-Commercial	404,879	7,233	\$2,809,229	3/1/2018
DEK	Gas	04-Industrial	31,400	208	\$203,083	3/1/2018
DEK	Gas	15-Street Light	5	1	\$81	3/1/2018
DEK	Gas	18-OPA	45,292	365	\$292,314	3/1/2018
DEK	Gas	51-Interdepartmental	990	0	\$6,070	3/1/2018
DEK	Gas	80-Tran-Res	0	0	\$0	3/1/2018
DEK	Gas	82-Tran-Com	77,216	44	\$152,563	3/1/2018
DEK	Gas	84-Tran-Ind	167,567	37	\$306,852	3/1/2018
DEK	Gas	88-Tran-OPA	26,479	13	\$51,699	3/1/2018
DEK	Gas	Tran-IT-47	139,167	22	\$138,802	3/1/2018
DEK	Electric	00-Residential	109,660,336	126,865	\$9,192,616	4/1/2018
DEK	Electric	02-Commercial	112,581,846	13,632	\$8,531,638	4/1/2018
DEK	Electric	04-Industrial	64,073,597	364	\$4,072,833	4/1/2018
DEK	Electric	15-Street Light	1,249,566	451	\$132,847	4/1/2018
DEK	Electric	18-OPA	22,099,920	951	\$1,593,718	4/1/2018
DEK	Electric	51-Interdepartmental	47,062	0	\$3,556	4/1/2018
DEK	Gas	00-Residential	761,482	91,969	\$7,158,228	4/1/2018
DEK	Gas	02-Commercial	394,971	7,165	\$2,721,970	4/1/2018
DEK	Gas	04-Industrial	28,714	206	\$185,536	4/1/2018
DEK	Gas	15-Street Light	5	1	\$79	4/1/2018
DEK	Gas	18-OPA	43,862	368	\$280,594	4/1/2018
DEK	Gas	51-Interdepartmental	855	0	\$5,204	4/1/2018
DEK	Gas	80-Tran-Res	0	0	\$0	4/1/2018
DEK	Gas	82-Tran-Com	50,224	44	\$104,805	4/1/2018
DEK	Gas	84-Tran-Ind	136,951	37	\$253,535	4/1/2018
DEK	Gas	88-Tran-OPA	18,091	13	\$37,094	4/1/2018
DEK	Gas	Tran-IT-47	134,804	22	\$134,169	4/1/2018
DEK	Electric	00-Residential	94,979,559	127,038	\$9,225,513	5/1/2018
DEK	Electric	02-Commercial	113,695,213	13,664	\$9,918,317	5/1/2018
DEK	Electric	04-Industrial	65,971,436	362	\$4,897,146	5/1/2018

DEK	Electric	15-Street Light	1,235,824	451	\$144,432	5/1/2018
DEK	Electric	18-OPA	21,375,557	948	\$1,801,713	5/1/2018
DEK	Electric	51-Interdepartmental	38,868	0	\$2,830	5/1/2018
DEK	Gas	00-Residential	288,661	91,637	\$3,715,099	5/1/2018
DEK	Gas	02-Commercial	162,668	7,048	\$1,309,181	5/1/2018
DEK	Gas	04-Industrial	9,922	202	\$75,665	5/1/2018
DEK	Gas	15-Street Light	5	1	\$78	5/1/2018
DEK	Gas	18-OPA	16,126	362	\$113,606	5/1/2018
DEK	Gas	51-Interdepartmental	479	0	\$2,882	5/1/2018
DEK	Gas	80-Tran-Res	0	0	\$0	5/1/2018
DEK	Gas	82-Tran-Com	24,720	44	\$60,321	5/1/2018
DEK	Gas	84-Tran-Ind	105,295	37	\$198,410	5/1/2018
DEK	Gas	88-Tran-OPA	4,123	13	\$12,770	5/1/2018
DEK	Gas	Tran-IT-47	119,528	22	\$116,181	5/1/2018
DEK	Electric	00-Residential	136,388,115	126,629	\$13,041,663	6/1/2018
DEK	Electric	02-Commercial	135,775,429	13,624	\$11,694,570	6/1/2018
DEK	Electric	04-Industrial	72,232,650	358	\$5,408,732	6/1/2018
DEK	Electric	15-Street Light	406,390	451	\$68,888	6/1/2018
DEK	Electric	18-OPA	25,032,189	939	\$2,178,677	6/1/2018
DEK	Electric	51-Interdepartmental	91,941	0	\$7,616	6/1/2018
DEK	Gas	00-Residential	109,843	91,274	\$2,438,671	6/1/2018
DEK	Gas	02-Commercial	76,074	6,938	\$794,201	6/1/2018
DEK	Gas	04-Industrial	3,631	203	\$35,022	6/1/2018
DEK	Gas	15-Street Light	5	1	\$82	6/1/2018
DEK	Gas	18-OPA	7,640	362	\$64,621	6/1/2018
DEK	Gas	51-Interdepartmental	24	0	\$143	6/1/2018
DEK	Gas	80-Tran-Res	0	0	\$0	6/1/2018
DEK	Gas	82-Tran-Com	21,773	44	\$55,117	6/1/2018
DEK	Gas	84-Tran-Ind	89,749	34	\$170,050	6/1/2018
DEK	Gas	88-Tran-OPA	2,723	13	\$10,331	6/1/2018
DEK	Gas	Tran-IT-47	123,070	22	\$123,263	6/1/2018
DEK	Electric	00-Residential	158,189,236	126,388	\$15,332,757	7/1/2018
DEK	Electric	02-Commercial	140,691,807	13,661	\$12,461,177	7/1/2018
DEK	Electric	04-Industrial	72,265,485	358	\$5,721,662	7/1/2018
DEK	Electric	15-Street Light	1,592,697	451	\$172,506	7/1/2018
DEK	Electric	18-OPA	25,150,094	942	\$2,165,620	7/1/2018
DEK	Electric	51-Interdepartmental	45,341	0	\$3,721	7/1/2018
DEK	Gas	00-Residential	90,253	91,114	\$2,311,636	7/1/2018
DEK	Gas	02-Commercial	67,794	6,860	\$754,152	7/1/2018
DEK	Gas	04-Industrial	3,702	200	\$35,620	7/1/2018
DEK	Gas	15-Street Light	5	1	\$80	7/1/2018
DEK	Gas	18-OPA	5,737	360	\$54,153	7/1/2018
DEK	Gas	51-Interdepartmental	3	0	\$18	7/1/2018
DEK	Gas	80-Tran-Res	0	0	\$0	7/1/2018
DEK	Gas	82-Tran-Com	21,016	44	\$53,796	7/1/2018
DEK	Gas	84-Tran-Ind	100,295	34	\$188,413	7/1/2018
DEK	Gas	88-Tran-OPA	2,584	13	\$10,091	7/1/2018
DEK	Gas	Tran-IT-47	122,446	22	\$122,956	7/1/2018
DEK	Electric	00-Residential	141,090,292	126,765	\$12,716,657	8/1/2018
DEK	Electric	02-Commercial	133,448,171	13,654	\$10,818,720	8/1/2018
DEK	Electric	04-Industrial	72,533,419	359	\$5,095,383	8/1/2018
DEK	Electric	15-Street Light	1,211,585	452	\$114,770	8/1/2018
DEK	Electric	18-OPA	24,778,358	942	\$1,952,115	8/1/2018
DEK	Electric	51-Interdepartmental	46,356	0	\$3,927	8/1/2018
DEK	Gas	00-Residential	89,291	90,965	\$2,308,927	8/1/2018
DEK	Gas	02-Commercial	71,028	6,829	\$770,985	8/1/2018
DEK	Gas	04-Industrial	3,840	199	\$36,750	8/1/2018
DEK	Gas	15-Street Light	5	1	\$79	8/1/2018
DEK	Gas	18-OPA	6,006	359	\$55,528	8/1/2018
DEK	Gas	51-Interdepartmental	3	0	\$19	8/1/2018

DEK	Gas	80-Tran-Res	0	0	\$0	8/1/2018
DEK	Gas	82-Tran-Com	23,035	44	\$57,313	8/1/2018
DEK	Gas	84-Tran-Ind	105,703	36	\$199,551	8/1/2018
DEK	Gas	88-Tran-OPA	2,738	13	\$10,357	8/1/2018
DEK	Gas	Tran-IT-47	128,436	22	\$127,747	8/1/2018
DEK	Electric	00-Residential	143,591,143	126,798	\$13,028,155	9/1/2018
DEK	Electric	02-Commercial	138,066,495	13,643	\$11,211,512	9/1/2018
DEK	Electric	04-Industrial	73,537,951	359	\$5,170,969	9/1/2018
DEK	Electric	15-Street Light	1,185,455	452	\$139,798	9/1/2018
DEK	Electric	18-OPA	26,437,191	941	\$2,112,117	9/1/2018
DEK	Electric	51-Interdepartmental	67,817	0	\$5,067	9/1/2018
DEK	Gas	00-Residential	95,986	91,055	\$2,345,845	9/1/2018
DEK	Gas	02-Commercial	67,205	6,839	\$739,971	9/1/2018
DEK	Gas	04-Industrial	-87,169	201	(\$272,701)	9/1/2018
DEK	Gas	15-Street Light	5	1	\$82	9/1/2018
DEK	Gas	18-OPA	3,589	362	\$40,146	9/1/2018
DEK	Gas	51-Interdepartmental	3	0	\$19	9/1/2018
DEK	Gas	80-Tran-Res	0	0	\$0	9/1/2018
DEK	Gas	82-Tran-Com	22,521	44	\$56,418	9/1/2018
DEK	Gas	84-Tran-Ind	106,157	37	\$199,505	9/1/2018
DEK	Gas	88-Tran-OPA	3,386	13	\$11,488	9/1/2018
DEK	Gas	Tran-IT-47	24,757	22	\$32,678	9/1/2018
DEK	Electric	00-Residential	112,202,232	127,255	\$11,048,101	10/1/2018
DEK	Electric	02-Commercial	119,328,269	13,669	\$10,935,066	10/1/2018
DEK	Electric	04-Industrial	68,772,436	355	\$5,306,913	10/1/2018
DEK	Electric	15-Street Light	828,624	455	\$105,755	10/1/2018
DEK	Electric	18-OPA	24,706,401	948	\$2,128,530	10/1/2018
DEK	Electric	51-Interdepartmental	45,888	0	\$3,319	10/1/2018
DEK	Gas	00-Residential	138,412	91,236	\$2,647,830	10/1/2018
DEK	Gas	02-Commercial	91,065	6,888	\$879,659	10/1/2018
DEK	Gas	04-Industrial	5,170	198	\$267,485	10/1/2018
DEK	Gas	15-Street Light	5	1	\$78	10/1/2018
DEK	Gas	18-OPA	8,829	360	\$71,285	10/1/2018
DEK	Gas	51-Interdepartmental	3	0	\$19	10/1/2018
DEK	Gas	80-Tran-Res	0	0	\$0	10/1/2018
DEK	Gas	82-Tran-Com	41,364	45	\$90,092	10/1/2018
DEK	Gas	84-Tran-Ind	130,560	36	\$241,988	10/1/2018
DEK	Gas	88-Tran-OPA	11,912	13	\$26,333	10/1/2018
DEK	Gas	Tran-IT-47	231,430	27	\$223,469	10/1/2018
DEK	Electric	00-Residential	100,559,819	127,329	\$9,761,936	11/1/2018
DEK	Electric	02-Commercial	110,149,356	13,664	\$9,835,049	11/1/2018
DEK	Electric	04-Industrial	65,835,191	357	\$4,901,539	11/1/2018
DEK	Electric	15-Street Light	1,553,694	455	\$178,681	11/1/2018
DEK	Electric	18-OPA	22,589,950	945	\$1,889,913	11/1/2018
DEK	Electric	51-Interdepartmental	50,311	0	\$4,002	11/1/2018
DEK	Gas	00-Residential	502,186	91,927	\$5,337,023	11/1/2018
DEK	Gas	02-Commercial	241,945	7,113	\$1,833,189	11/1/2018
DEK	Gas	04-Industrial	17,099	205	\$117,919	11/1/2018
DEK	Gas	15-Street Light	5	1	\$126	11/1/2018
DEK	Gas	18-OPA	27,494	364	\$187,289	11/1/2018
DEK	Gas	51-Interdepartmental	48	0	\$291	11/1/2018
DEK	Gas	80-Tran-Res	0	0	\$0	11/1/2018
DEK	Gas	82-Tran-Com	72,403	44	\$118,845	11/1/2018
DEK	Gas	84-Tran-Ind	160,988	37	\$237,673	11/1/2018
DEK	Gas	88-Tran-OPA	25,673	13	\$41,236	11/1/2018
DEK	Gas	Tran-IT-47	139,936	22	\$91,603	11/1/2018
DEK	Electric	00-Residential	136,616,252	127,290	\$12,609,557	12/1/2018
DEK	Electric	02-Commercial	121,228,801	13,709	\$10,390,781	12/1/2018
DEK	Electric	04-Industrial	67,818,485	355	\$4,892,247	12/1/2018
DEK	Electric	15-Street Light	1,232,333	455	\$144,479	12/1/2018

DEK	Electric	18-OPA	23,378,693	946	\$1,896,831	12/1/2018
DEK	Electric	51-Interdepartmental	39,736	0	\$3,121	12/1/2018
DEK	Gas	00-Residential	1,030,692	92,510	\$10,046,180	12/1/2018
DEK	Gas	02-Commercial	502,030	7,230	\$3,853,117	12/1/2018
DEK	Gas	04-Industrial	57,408	211	\$399,646	12/1/2018
DEK	Gas	15-Street Light	6	1	\$89	12/1/2018
DEK	Gas	18-OPA	53,768	367	\$390,866	12/1/2018
DEK	Gas	51-Interdepartmental	644	0	\$4,095	12/1/2018
DEK	Gas	80-Tran-Res	0	0	\$0	12/1/2018
DEK	Gas	82-Tran-Com	76,013	44	\$137,124	12/1/2018
DEK	Gas	84-Tran-Ind	168,727	38	\$286,461	12/1/2018
DEK	Gas	88-Tran-OPA	25,949	11	\$46,055	12/1/2018
DEK	Gas	Tran-IT-47	136,947	22	\$85,575	12/1/2018
DEK	Electric	00-Residential	148,469,940	127,783	\$14,245,202	1/1/2019
DEK	Electric	02-Commercial	121,642,687	13,679	\$10,980,544	1/1/2019
DEK	Electric	04-Industrial	67,694,278	356	\$5,194,449	1/1/2019
DEK	Electric	15-Street Light	1,231,137	455	\$150,252	1/1/2019
DEK	Electric	18-OPA	23,261,721	947	\$1,965,633	1/1/2019
DEK	Electric	51-Interdepartmental	49,332	0	\$3,717	1/1/2019
DEK	Gas	00-Residential	1,127,369	92,768	\$11,939,920	1/1/2019
DEK	Gas	02-Commercial	550,409	7,255	\$4,666,156	1/1/2019
DEK	Gas	04-Industrial	40,416	233	\$330,479	1/1/2019
DEK	Gas	15-Street Light	5	1	\$90	1/1/2019
DEK	Gas	18-OPA	58,781	373	\$476,292	1/1/2019
DEK	Gas	51-Interdepartmental	925	0	\$6,574	1/1/2019
DEK	Gas	80-Tran-Res	0	0	\$0	1/1/2019
DEK	Gas	82-Tran-Com	94,666	44	\$168,054	1/1/2019
DEK	Gas	84-Tran-Ind	210,913	41	\$358,339	1/1/2019
DEK	Gas	88-Tran-OPA	35,676	13	\$64,064	1/1/2019
DEK	Gas	Tran-IT-47	131,630	22	\$82,741	1/1/2019
DEK	Electric	00-Residential	147,177,046	128,080	\$13,898,083	2/1/2019
DEK	Electric	02-Commercial	117,408,602	13,650	\$10,692,622	2/1/2019
DEK	Electric	04-Industrial	64,712,275	359	\$4,985,021	2/1/2019
DEK	Electric	15-Street Light	1,209,548	455	\$147,026	2/1/2019
DEK	Electric	18-OPA	22,545,360	945	\$1,919,777	2/1/2019
DEK	Electric	51-Interdepartmental	99,759	0	\$7,775	2/1/2019
DEK	Gas	00-Residential	1,258,634	92,909	\$11,021,508	2/1/2019
DEK	Gas	02-Commercial	620,907	7,280	\$4,188,296	2/1/2019
DEK	Gas	04-Industrial	48,446	219	\$311,952	2/1/2019
DEK	Gas	15-Street Light	5	1	\$83	2/1/2019
DEK	Gas	18-OPA	64,920	366	\$418,561	2/1/2019
DEK	Gas	51-Interdepartmental	1,037	0	\$6,349	2/1/2019
DEK	Gas	80-Tran-Res	0	0	\$0	2/1/2019
DEK	Gas	82-Tran-Com	71,549	43	\$136,681	2/1/2019
DEK	Gas	84-Tran-Ind	175,134	41	\$305,192	2/1/2019
DEK	Gas	88-Tran-OPA	26,958	13	\$50,653	2/1/2019
DEK	Gas	Tran-IT-47	125,519	23	\$83,089	2/1/2019
DEK	Electric	00-Residential	126,550,045	127,903	\$11,471,832	3/1/2019
DEK	Electric	02-Commercial	110,818,022	13,588	\$9,578,093	3/1/2019
DEK	Electric	04-Industrial	64,444,950	359	\$4,631,943	3/1/2019
DEK	Electric	15-Street Light	1,196,919	459	\$138,927	3/1/2019
DEK	Electric	18-OPA	21,633,886	938	\$1,754,034	3/1/2019
DEK	Electric	51-Interdepartmental	260,838	0	\$19,847	3/1/2019
DEK	Gas	00-Residential	1,018,112	92,828	\$9,135,099	3/1/2019
DEK	Gas	02-Commercial	506,287	7,273	\$3,412,963	3/1/2019
DEK	Gas	04-Industrial	40,935	210	\$260,340	3/1/2019
DEK	Gas	15-Street Light	5	1	\$80	3/1/2019
DEK	Gas	18-OPA	49,736	364	\$315,311	3/1/2019
DEK	Gas	51-Interdepartmental	912	0	\$5,726	3/1/2019
DEK	Gas	80-Tran-Res	0	0	\$0	3/1/2019

DEK	Gas	82-Tran-Com	73,274	43	\$134,736	3/1/2019
DEK	Gas	84-Tran-Ind	191,311	41	\$323,025	3/1/2019
DEK	Gas	88-Tran-OPA	26,613	13	\$48,616	3/1/2019
DEK	Gas	Tran-IT-47	152,330	23	\$96,506	3/1/2019
DEK	Electric	00-Residential	97,230,259	127,843	\$9,398,011	4/1/2019
DEK	Electric	02-Commercial	108,953,765	13,624	\$9,641,799	4/1/2019
DEK	Electric	04-Industrial	65,089,306	358	\$4,835,968	4/1/2019
DEK	Electric	15-Street Light	1,190,233	459	\$141,545	4/1/2019
DEK	Electric	18-OPA	21,053,025	943	\$1,762,058	4/1/2019
DEK	Electric	51-Interdepartmental	76,251	0	\$5,598	4/1/2019
DEK	Gas	00-Residential	538,939	92,769	\$5,805,597	4/1/2019
DEK	Gas	02-Commercial	272,033	7,213	\$2,129,766	4/1/2019
DEK	Gas	04-Industrial	19,705	202	\$142,155	4/1/2019
DEK	Gas	15-Street Light	0	1	\$45	4/1/2019
DEK	Gas	18-OPA	31,556	363	\$221,231	4/1/2019
DEK	Gas	51-Interdepartmental	649	0	\$3,989	4/1/2019
DEK	Gas	80-Tran-Res	0	0	\$0	4/1/2019
DEK	Gas	82-Tran-Com	39,607	44	\$89,468	4/1/2019
DEK	Gas	84-Tran-Ind	146,397	43	\$286,698	4/1/2019
DEK	Gas	88-Tran-OPA	11,731	13	\$26,953	4/1/2019
DEK	Gas	Tran-IT-47	137,879	23	\$142,811	4/1/2019
DEK	Electric	00-Residential	87,415,765	127,589	\$8,627,659	5/1/2019
DEK	Electric	02-Commercial	113,063,002	13,609	\$9,926,642	5/1/2019
DEK	Electric	04-Industrial	67,104,308	363	\$4,944,534	5/1/2019
DEK	Electric	15-Street Light	403,607	460	\$56,938	5/1/2019
DEK	Electric	18-OPA	21,449,963	941	\$1,802,615	5/1/2019
DEK	Electric	51-Interdepartmental	90,056	0	\$6,760	5/1/2019
DEK	Gas	00-Residential	222,249	92,376	\$3,392,123	5/1/2019
DEK	Gas	02-Commercial	132,182	7,077	\$1,279,445	5/1/2019
DEK	Gas	04-Industrial	7,765	198	\$93,649	5/1/2019
DEK	Gas	15-Street Light	5	1	\$83	5/1/2019
DEK	Gas	18-OPA	13,659	360	\$115,978	5/1/2019
DEK	Gas	51-Interdepartmental	168	0	\$1,202	5/1/2019
DEK	Gas	80-Tran-Res	0	0	\$0	5/1/2019
DEK	Gas	82-Tran-Com	27,350	43	\$66,576	5/1/2019
DEK	Gas	84-Tran-Ind	135,654	41	\$264,859	5/1/2019
DEK	Gas	88-Tran-OPA	5,958	13	\$16,440	5/1/2019
DEK	Gas	Tran-IT-47	134,631	23	\$106,053	5/1/2019
DEK	Electric	00-Residential	112,584,056	127,490	\$11,487,026	6/1/2019
DEK	Electric	02-Commercial	122,813,747	13,506	\$11,841,214	6/1/2019
DEK	Electric	04-Industrial	66,863,956	359	\$5,802,353	6/1/2019
DEK	Electric	15-Street Light	1,581,248	461	\$175,927	6/1/2019
DEK	Electric	18-OPA	22,179,985	929	\$2,125,949	6/1/2019
DEK	Electric	51-Interdepartmental	45,690	0	\$3,387	6/1/2019
DEK	Gas	00-Residential	125,395	91,974	\$2,485,845	6/1/2019
DEK	Gas	02-Commercial	85,693	6,965	\$873,676	6/1/2019
DEK	Gas	04-Industrial	4,308	194	\$64,882	6/1/2019
DEK	Gas	15-Street Light	5	1	\$83	6/1/2019
DEK	Gas	18-OPA	9,041	358	\$74,999	6/1/2019
DEK	Gas	51-Interdepartmental	35	0	\$245	6/1/2019
DEK	Gas	80-Tran-Res	0	0	\$0	6/1/2019
DEK	Gas	82-Tran-Com	22,698	42	\$124,324	6/1/2019
DEK	Gas	84-Tran-Ind	128,877	40	\$513,518	6/1/2019
DEK	Gas	88-Tran-OPA	3,431	13	\$27,356	6/1/2019
DEK	Gas	Tran-IT-47	137,862	23	\$257,365	6/1/2019
DEK	Electric	00-Residential	153,984,003	127,586	\$13,524,273	7/1/2019
DEK	Electric	02-Commercial	139,858,832	3,580	\$11,973,020	7/1/2019
DEK	Electric	04-Industrial	73,539,417	354	\$5,623,861	7/1/2019
DEK	Electric	15-Street Light	1,138,851	462	\$133,854	7/1/2019
DEK	Electric	18-OPA	24,224,684	931	\$1,996,087	7/1/2019

DEK	Electric	51-Interdepartmental	54,658	0	\$4,425	7/1/2019
DEK	Gas	00-Residential	99,838	91,817	\$2,299,620	7/1/2019
DEK	Gas	02-Commercial	74,525	6,913	\$800,642	7/1/2019
DEK	Gas	04-Industrial	3,905	188	\$59,441	7/1/2019
DEK	Gas	15-Street Light	5	1	\$81	7/1/2019
DEK	Gas	18-OPA	5,810	357	\$54,840	7/1/2019
DEK	Gas	51-Interdepartmental	7	0	\$43	7/1/2019
DEK	Gas	80-Tran-Res	0	0	\$0	7/1/2019
DEK	Gas	82-Tran-Com	24,388	44	\$62,041	7/1/2019
DEK	Gas	84-Tran-Ind	120,377	40	\$234,423	7/1/2019
DEK	Gas	88-Tran-OPA	2,382	13	\$9,928	7/1/2019
DEK	Gas	Tran-IT-47	141,354	24	\$118,308	7/1/2019
DEK	Electric	00-Residential	150,386,913	128,061	\$12,261,118	8/1/2019
DEK	Electric	02-Commercial	135,207,634	13,570	\$10,837,929	8/1/2019
DEK	Electric	04-Industrial	70,770,529	359	\$4,967,176	8/1/2019
DEK	Electric	15-Street Light	1,139,416	462	\$126,262	8/1/2019
DEK	Electric	18-OPA	24,476,556	927	\$1,877,304	8/1/2019
DEK	Electric	51-Interdepartmental	50,293	0	\$3,822	8/1/2019
DEK	Gas	00-Residential	88,520	91,771	\$2,209,188	8/1/2019
DEK	Gas	02-Commercial	69,193	6,884	\$766,190	8/1/2019
DEK	Gas	04-Industrial	9,266	198	\$96,596	8/1/2019
DEK	Gas	15-Street Light	-5	0	(\$74)	8/1/2019
DEK	Gas	18-OPA	4,852	356	\$48,997	8/1/2019
DEK	Gas	51-Interdepartmental	3	0	\$19	8/1/2019
DEK	Gas	80-Tran-Res	0	0	\$0	8/1/2019
DEK	Gas	82-Tran-Com	24,121	43	\$61,124	8/1/2019
DEK	Gas	84-Tran-Ind	126,206	39	\$244,613	8/1/2019
DEK	Gas	88-Tran-OPA	2,829	13	\$10,742	8/1/2019
DEK	Gas	Tran-IT-47	140,001	22	\$113,435	8/1/2019
DEK	Electric	00-Residential	140,119,771	127,875	\$12,108,304	9/1/2019
DEK	Electric	02-Commercial	129,787,213	13,601	\$10,819,429	9/1/2019
DEK	Electric	04-Industrial	72,001,653	358	\$5,390,293	9/1/2019
DEK	Electric	15-Street Light	1,149,615	463	\$130,827	9/1/2019
DEK	Electric	18-OPA	25,724,351	926	\$2,090,970	9/1/2019
DEK	Electric	51-Interdepartmental	49,777	0	\$3,494	9/1/2019
DEK	Gas	00-Residential	96,496	91,858	\$2,229,048	9/1/2019
DEK	Gas	02-Commercial	71,350	6,890	\$747,866	9/1/2019
DEK	Gas	04-Industrial	5,675	215	\$68,259	9/1/2019
DEK	Gas	15-Street Light	0	0	\$0	9/1/2019
DEK	Gas	18-OPA	6,420	354	\$55,573	9/1/2019
DEK	Gas	51-Interdepartmental	2	0	\$12	9/1/2019
DEK	Gas	80-Tran-Res	0	0	\$0	9/1/2019
DEK	Gas	82-Tran-Com	23,984	44	\$60,016	9/1/2019
DEK	Gas	84-Tran-Ind	111,802	40	\$218,635	9/1/2019
DEK	Gas	88-Tran-OPA	2,837	13	\$10,756	9/1/2019
DEK	Gas	Tran-IT-47	134,642	24	\$112,211	9/1/2019
DEK	Electric	00-Residential	119,497,018	128,648	\$10,517,865	10/1/2019
DEK	Electric	02-Commercial	132,669,169	13,663	\$11,532,147	10/1/2019
DEK	Electric	04-Industrial	69,863,062	359	\$5,152,455	10/1/2019
DEK	Electric	15-Street Light	1,157,954	464	\$136,106	10/1/2019
DEK	Electric	18-OPA	25,125,399	932	\$2,022,746	10/1/2019
DEK	Electric	51-Interdepartmental	66,176	0	\$4,934	10/1/2019
DEK	Gas	00-Residential	114,060	92,090	\$2,362,257	10/1/2019
DEK	Gas	02-Commercial	82,116	6,938	\$805,599	10/1/2019
DEK	Gas	04-Industrial	5,729	201	\$66,099	10/1/2019
DEK	Gas	15-Street Light	0	0	\$0	10/1/2019
DEK	Gas	18-OPA	7,298	356	\$60,473	10/1/2019
DEK	Gas	51-Interdepartmental	4	0	\$23	10/1/2019
DEK	Gas	80-Tran-Res	0	0	\$0	10/1/2019
DEK	Gas	82-Tran-Com	36,343	45	\$83,558	10/1/2019

DEK	Gas	84-Tran-Ind	136,076	39	\$262,929	10/1/2019
DEK	Gas	88-Tran-OPA	9,309	13	\$22,542	10/1/2019
DEK	Gas	Tran-IT-47	163,386	23	\$144,078	10/1/2019
DEK	Electric	00-Residential	96,481,070	128,631	\$8,743,548	11/1/2019
DEK	Electric	02-Commercial	107,438,718	13,711	\$9,434,035	11/1/2019
DEK	Electric	04-Industrial	69,683,002	366	\$5,120,276	11/1/2019
DEK	Electric	15-Street Light	1,170,728	465	\$135,683	11/1/2019
DEK	Electric	18-OPA	21,282,571	931	\$1,788,481	11/1/2019
DEK	Electric	51-Interdepartmental	41,087	0	\$3,033	11/1/2019
DEK	Gas	00-Residential	490,855	92,867	\$4,822,026	11/1/2019
DEK	Gas	02-Commercial	233,451	7,161	\$1,606,710	11/1/2019
DEK	Gas	04-Industrial	19,235	203	\$138,901	11/1/2019
DEK	Gas	15-Street Light	0	0	\$0	11/1/2019
DEK	Gas	18-OPA	25,894	356	\$158,796	11/1/2019
DEK	Gas	51-Interdepartmental	38	0	\$218	11/1/2019
DEK	Gas	80-Tran-Res	0	0	\$0	11/1/2019
DEK	Gas	82-Tran-Com	75,060	45	\$154,427	11/1/2019
DEK	Gas	84-Tran-Ind	164,184	39	\$314,459	11/1/2019
DEK	Gas	88-Tran-OPA	25,949	13	\$52,843	11/1/2019
DEK	Gas	Tran-IT-47	148,644	23	\$131,096	11/1/2019
DEK	Electric	00-Residential	132,768,061	129,102	\$12,807,518	12/1/2019
DEK	Electric	02-Commercial	120,788,272	13,739	\$11,416,190	12/1/2019
DEK	Electric	04-Industrial	65,792,622	363	\$5,497,206	12/1/2019
DEK	Electric	15-Street Light	1,189,939	466	\$147,191	12/1/2019
DEK	Electric	18-OPA	22,174,334	928	\$2,024,125	12/1/2019
DEK	Electric	51-Interdepartmental	44,384	0	\$3,350	12/1/2019
DEK	Gas	00-Residential	959,425	93,349	\$8,909,437	12/1/2019
DEK	Gas	02-Commercial	482,907	7,248	\$3,324,247	12/1/2019
DEK	Gas	04-Industrial	37,680	210	\$269,041	12/1/2019
DEK	Gas	15-Street Light	0	0	\$0	12/1/2019
DEK	Gas	18-OPA	45,424	356	\$294,615	12/1/2019
DEK	Gas	51-Interdepartmental	344	0	\$1,971	12/1/2019
DEK	Gas	80-Tran-Res	0	0	\$0	12/1/2019
DEK	Gas	82-Tran-Com	79,067	46	\$161,324	12/1/2019
DEK	Gas	84-Tran-Ind	177,893	39	\$337,085	12/1/2019
DEK	Gas	88-Tran-OPA	31,714	13	\$65,061	12/1/2019
DEK	Gas	Tran-IT-47	144,327	22	\$105,997	12/1/2019
DEK	Electric	00-Residential	137,138,910	129,422	\$13,276,696	1/1/2020
DEK	Electric	02-Commercial	120,109,814	13,696	\$11,407,225	1/1/2020
DEK	Electric	04-Industrial	64,208,358	364	\$5,443,356	1/1/2020
DEK	Electric	15-Street Light	1,187,623	469	\$146,815	1/1/2020
DEK	Electric	18-OPA	21,206,187	931	\$1,933,289	1/1/2020
DEK	Electric	51-Interdepartmental	51,811	0	\$4,509	1/1/2020
DEK	Gas	00-Residential	990,437	93,571	\$10,938,107	1/1/2020
DEK	Gas	02-Commercial	503,704	7,264	\$3,991,574	1/1/2020
DEK	Gas	04-Industrial	39,256	222	\$320,964	1/1/2020
DEK	Gas	15-Street Light	0	0	\$0	1/1/2020
DEK	Gas	18-OPA	43,580	354	\$338,785	1/1/2020
DEK	Gas	51-Interdepartmental	1,085	0	\$6,674	1/1/2020
DEK	Gas	80-Tran-Res	0	0	\$0	1/1/2020
DEK	Gas	82-Tran-Com	80,337	46	\$162,764	1/1/2020
DEK	Gas	84-Tran-Ind	193,660	39	\$365,128	1/1/2020
DEK	Gas	88-Tran-OPA	34,265	17	\$69,754	1/1/2020
DEK	Gas	Tran-IT-47	147,290	22	\$109,009	1/1/2020
DEK	Electric	00-Residential	129,575,856	129,641	\$10,929,297	2/1/2020
DEK	Electric	02-Commercial	113,018,770	13,676	\$9,650,617	2/1/2020
DEK	Electric	04-Industrial	62,914,583	364	\$4,561,846	2/1/2020
DEK	Electric	15-Street Light	1,179,025	469	\$136,492	2/1/2020
DEK	Electric	18-OPA	20,652,007	934	\$1,654,048	2/1/2020
DEK	Electric	51-Interdepartmental	78,501	0	\$6,832	2/1/2020

DEK	Gas	00-Residential	1,049,872	93,635	\$10,532,097	2/1/2020
DEK	Gas	02-Commercial	525,911	7,271	\$3,860,504	2/1/2020
DEK	Gas	04-Industrial	39,209	203	\$299,324	2/1/2020
DEK	Gas	15-Street Light	0	0	\$0	2/1/2020
DEK	Gas	18-OPA	46,640	354	\$332,061	2/1/2020
DEK	Gas	51-Interdepartmental	789	0	\$4,861	2/1/2020
DEK	Gas	80-Tran-Res	0	0	\$0	2/1/2020
DEK	Gas	82-Tran-Com	81,668	47	\$165,960	2/1/2020
DEK	Gas	84-Tran-Ind	182,606	39	\$344,807	2/1/2020
DEK	Gas	88-Tran-OPA	35,398	20	\$71,173	2/1/2020
DEK	Gas	Tran-IT-47	136,452	22	\$94,900	2/1/2020
DEK	Electric	00-Residential	118,422,589	129,624	\$10,255,525	3/1/2020
DEK	Electric	02-Commercial	110,447,388	13,725	\$9,543,651	3/1/2020
DEK	Electric	04-Industrial	63,274,476	364	\$4,666,587	3/1/2020
DEK	Electric	15-Street Light	1,035,944	469	\$118,908	3/1/2020
DEK	Electric	18-OPA	20,406,930	933	\$1,666,050	3/1/2020
DEK	Electric	51-Interdepartmental	78,623	0	\$5,703	3/1/2020
DEK	Gas	00-Residential	875,991	93,625	\$7,798,957	3/1/2020
DEK	Gas	02-Commercial	438,178	7,255	\$2,731,821	3/1/2020
DEK	Gas	04-Industrial	32,495	200	\$207,679	3/1/2020
DEK	Gas	15-Street Light	0	0	\$0	3/1/2020
DEK	Gas	18-OPA	39,765	350	\$235,956	3/1/2020
DEK	Gas	51-Interdepartmental	736	0	\$4,535	3/1/2020
DEK	Gas	80-Tran-Res	0	0	\$0	3/1/2020
DEK	Gas	82-Tran-Com	56,512	47	\$119,901	3/1/2020
DEK	Gas	84-Tran-Ind	161,957	39	\$307,458	3/1/2020
DEK	Gas	88-Tran-OPA	23,852	20	\$50,190	3/1/2020
DEK	Gas	Tran-IT-47	122,294	22	\$83,017	3/1/2020
DEK	Electric	00-Residential	98,640,261	129,829	\$8,888,124	4/1/2020
DEK	Electric	02-Commercial	95,575,081	13,734	\$8,459,833	4/1/2020
DEK	Electric	04-Industrial	57,986,898	361	\$4,447,764	4/1/2020
DEK	Electric	15-Street Light	1,271,600	470	\$149,227	4/1/2020
DEK	Electric	18-OPA	17,265,234	934	\$1,465,207	4/1/2020
DEK	Electric	51-Interdepartmental	44,155	0		4/1/2020
DEK	Gas	00-Residential	472,081	93,650	\$4,867,958	4/1/2020
DEK	Gas	02-Commercial	229,476	7,149	\$1,586,478	4/1/2020
DEK	Gas	04-Industrial	17,532	207	\$129,732	4/1/2020
DEK	Gas	15-Street Light	0	0	\$0	4/1/2020
DEK	Gas	18-OPA	21,913	349	\$139,057	4/1/2020
DEK	Gas	51-Interdepartmental	465	0		4/1/2020
DEK	Gas	80-Tran-Res	0	46	\$0	4/1/2020
DEK	Gas	82-Tran-Com	37,862	39	\$84,992	4/1/2020
DEK	Gas	84-Tran-Ind	113,756	20	\$218,707	4/1/2020
DEK	Gas	88-Tran-OPA	16,742	22	\$37,173	4/1/2020
DEK	Gas	Tran-IT-47	129,737	127	\$98,280	4/1/2020
DEK	Electric	00-Residential	94,432,533	135,833	\$9,017,343	5/1/2020
DEK	Electric	02-Commercial	93,664,681	13,802	\$8,292,194	5/1/2020
DEK	Electric	04-Industrial	50,621,035	363	\$3,911,694	5/1/2020
DEK	Electric	15-Street Light	1,164,060	471	\$134,947	5/1/2020
DEK	Electric	18-OPA	15,600,212	931	\$1,309,340	5/1/2020
DEK	Electric	51-Interdepartmental	39,824	0	\$3,018	5/1/2020
DEK	Gas	00-Residential	358,391	93,621	\$4,128,981	5/1/2020
DEK	Gas	02-Commercial	164,903	7,066	\$1,211,039	5/1/2020
DEK	Gas	04-Industrial	11,990	206	\$97,974	5/1/2020
DEK	Gas	15-Street Light	0	0	\$0	5/1/2020
DEK	Gas	18-OPA	16,205	350	\$103,004	5/1/2020
DEK	Gas	51-Interdepartmental	226	0	\$1,166	5/1/2020
DEK	Gas	80-Tran-Res	0	0	\$0	5/1/2020
DEK	Gas	82-Tran-Com	30,118	46	\$72,337	5/1/2020
DEK	Gas	84-Tran-Ind	99,571	39	\$193,994	5/1/2020

DEK	Gas	88-Tran-OPA	9,183	20	\$24,106	5/1/2020
DEK	Gas	Tran-IT-47	130,407	22	\$106,586	5/1/2020

Company	DEK
Period	5/1/2020

Sum of Count Classification2	Classification	Service		Grand Total
		Electric	Gas	
Residential	00-Residential	135,833	93,621	229,454
	80-Tran-Res		0	0
Residential Total		135,833	93,621	229,454
Non-Residential	02-Commercial	13,802	7,066	20,868
	82-Tran-Com		46	46
	04-Industrial	363	206	569
	84-Tran-Ind		39	39
	15-Street Light	471	0	471
	18-OPA	931	350	1,281
	88-Tran-OPA		20	20
	Tran-IT-47		22	22
Non-Residential Total		15,567	7,749	23,316
Grand Total		151,400	101,370	252,770

Company DEK

Sum of Average Bill	Service		
Period2	Electric	Gas	Grand Total
2017	\$176	\$79	\$136
2018	\$204	\$88	\$156
2019	\$207	\$85	\$157
1/1/2020	\$222	\$161	\$197
2/1/2020	\$186	\$155	\$173
3/1/2020	\$181	\$114	\$153
4/1/2020	\$161	\$70	\$124
5/1/2020	\$150	\$59	\$113
Grand Total	\$194	\$87	\$150

Company DEK

Period2	Classification2	Values	Service		Grand Total
			Electric	Gas	
2017	Residential	Sum of Revenues	\$120,063,941	\$61,931,904	\$181,995,845
		Sum of Count	1,509,551	1,088,829	2,598,380
		Sum of Average Bill	\$80	\$57	\$70
	Non-Residential	Sum of Revenues	\$178,440,361	\$31,139,499	\$209,579,860
		Sum of Count	185,723	92,542	278,265
		Sum of Average Bill	\$961	\$336	\$753
2017 Sum of Revenues			\$298,504,302	\$93,071,403	\$391,575,705
2017 Sum of Count			1,695,274	1,181,371	2,876,645
2017 Sum of Average Bill			\$176	\$79	\$136
2018	Residential	Sum of Revenues	\$143,480,575	\$69,234,828	\$212,715,403
		Sum of Count	1,523,839	1,099,770	2,623,609
		Sum of Average Bill	\$94	\$63	\$81
	Non-Residential	Sum of Revenues	\$205,693,989	\$35,207,771	\$240,901,760
		Sum of Count	184,869	92,782	277,651
		Sum of Average Bill	\$1,113	\$379	\$868
2018 Sum of Revenues			\$349,174,564	\$104,442,599	\$453,617,163
2018 Sum of Count			1,708,708	1,192,552	2,901,260
2018 Sum of Average Bill			\$204	\$88	\$156
2019	Residential	Sum of Revenues	\$139,090,439	\$66,611,668	\$205,702,107
		Sum of Count	1,536,591	1,109,376	2,645,967
		Sum of Average Bill	\$91	\$60	\$78
	Non-Residential	Sum of Revenues	\$215,569,516	\$35,665,235	\$251,234,751
		Sum of Count	174,582	93,334	267,916
		Sum of Average Bill	\$1,235	\$382	\$938
2019 Sum of Revenues			\$354,659,955	\$102,276,903	\$456,936,858
2019 Sum of Count			1,711,173	1,202,710	2,913,883
2019 Sum of Average Bill			\$207	\$85	\$157
1/1/2020	Residential	Sum of Revenues	\$13,276,696	\$10,938,107	\$24,214,803
		Sum of Count	129,422	93,571	222,993
		Sum of Average Bill	\$103	\$117	\$109
Non-Residential	Sum of Revenues	\$18,930,685	\$5,357,978	\$24,288,663	

Company DEK

Period2	Classification2	Values	Service		Grand Total
			Electric	Gas	
1/1/2020	Non-Residential	Sum of Count	15,460	7,964	23,424
		Sum of Average Bill	\$1,224	\$673	\$1,037
		1/1/2020 Sum of Revenues	\$32,207,381	\$16,296,085	\$48,503,466
1/1/2020 Sum of Count		144,882	101,535	246,417	
1/1/2020 Sum of Average Bill		\$222	\$160	\$197	
2/1/2020	Residential	Sum of Revenues	\$10,929,297	\$10,532,097	\$21,461,394
		Sum of Count	129,641	93,635	223,276
		Sum of Average Bill	\$84	\$112	\$96
2/1/2020	Non-Residential	Sum of Revenues	\$16,003,003	\$5,168,729	\$21,171,732
		Sum of Count	15,443	7,956	23,399
		Sum of Average Bill	\$1,036	\$650	\$905
2/1/2020 Sum of Revenues		\$26,932,300	\$15,700,826	\$42,633,126	
2/1/2020 Sum of Count		145,084	101,591	246,675	
2/1/2020 Sum of Average Bill		\$186	\$155	\$173	
3/1/2020	Residential	Sum of Revenues	\$10,255,525	\$7,798,957	\$18,054,482
		Sum of Count	129,624	93,625	223,249
		Sum of Average Bill	\$79	\$83	\$81
3/1/2020	Non-Residential	Sum of Revenues	\$15,995,196	\$3,736,022	\$19,731,218
		Sum of Count	15,491	7,933	23,424
		Sum of Average Bill	\$1,033	\$471	\$842
3/1/2020 Sum of Revenues		\$26,250,721	\$11,534,979	\$37,785,700	
3/1/2020 Sum of Count		145,115	101,558	246,673	
3/1/2020 Sum of Average Bill		\$181	\$114	\$153	
4/1/2020	Residential	Sum of Revenues	\$8,888,124	\$4,867,958	\$13,756,082
		Sum of Count	129,829	93,696	223,525
		Sum of Average Bill	\$68	\$52	\$62
4/1/2020	Non-Residential	Sum of Revenues	\$14,522,031	\$2,294,419	\$16,816,450
		Sum of Count	15,499	7,913	23,412
		Sum of Average Bill	\$937	\$290	\$718
4/1/2020 Sum of Revenues		\$23,410,155	\$7,162,377	\$30,572,532	
4/1/2020 Sum of Count		145,328	101,609	246,937	

Company DEK

Period2	Classification2	Values	Service Electric	Gas	Grand Total
4/1/2020	Sum of Average Bill		\$161	\$70	\$124
5/1/2020	Residential	Sum of Revenues	\$9,017,343	\$4,128,981	\$13,146,324
		Sum of Count	135,833	93,621	229,454
		Sum of Average Bill	\$66	\$44	\$57
	Non-Residential	Sum of Revenues	\$13,648,175	\$1,809,040	\$15,457,215
		Sum of Count	15,567	7,749	23,316
		Sum of Average Bill	\$877	\$233	\$663
5/1/2020	Sum of Revenues		\$22,665,518	\$5,938,021	\$28,603,539
5/1/2020	Sum of Count		151,400	101,370	252,770
5/1/2020	Sum of Average Bill		\$150	\$59	\$113
Total	Sum of Revenues		\$1,133,804,896	\$356,423,193	\$1,490,228,089
Total	Sum of Count		5,846,964	4,084,296	9,931,260
Total	Sum of Average Bill		\$194	\$87	\$150

Company DEK

Period2	Classification2	Values	Service		Grand Total	Arrears	Grand Total Incl. Arrears
			Electric	Gas			
2017	Residential	Sum of Revenues	\$120,063,941	\$61,931,904	\$181,995,845	\$61,233,324	\$243,229,169
		Sum of Count	1,509,551	1,088,829	2,598,380		2,598,380
		Sum of Average Bill	\$80	\$57	\$70		\$94
	Non-Residential	Sum of Revenues	\$178,440,361	\$31,139,499	\$209,579,860	\$8,788,259	\$218,368,119
		Sum of Count	185,723	92,542	278,265		278,265
		Sum of Average Bill	\$961	\$336	\$753		\$785
2017 Sum of Revenues			\$298,504,302	\$93,071,403	\$391,575,705	\$70,021,583	\$461,597,288
2017 Sum of Count			1,695,274	1,181,371	2,876,645		2,876,645
2017 Sum of Average Bill			\$176	\$79	\$136		\$160
2018	Residential	Sum of Revenues	\$143,480,575	\$69,234,828	\$212,715,403	\$72,264,110	\$284,979,513
		Sum of Count	1,523,839	1,099,770	2,623,609		2,623,609
		Sum of Average Bill	\$94	\$63	\$81		\$109
	Non-Residential	Sum of Revenues	\$205,693,989	\$35,207,771	\$240,901,760	\$10,135,322	\$251,037,082
		Sum of Count	184,869	92,782	277,651		277,651
		Sum of Average Bill	\$1,113	\$379	\$868		\$904
2018 Sum of Revenues			\$349,174,564	\$104,442,599	\$453,617,163	\$82,399,432	\$536,016,595
2018 Sum of Count			1,708,708	1,192,552	2,901,260		2,901,260
2018 Sum of Average Bill			\$204	\$88	\$156		\$185
2019	Residential	Sum of Revenues	\$139,090,439	\$66,611,668	\$205,702,107	\$62,743,792	\$268,445,899
		Sum of Count	1,536,591	1,109,376	2,645,967		2,645,967
		Sum of Average Bill	\$91	\$60	\$78		\$101
	Non-Residential	Sum of Revenues	\$215,569,516	\$35,665,235	\$251,234,751	\$11,866,893	\$263,101,644
		Sum of Count	174,582	93,334	267,916		267,916
		Sum of Average Bill	\$1,235	\$382	\$938		\$982
2019 Sum of Revenues			\$354,659,955	\$102,276,903	\$456,936,858	\$74,610,685	\$531,547,543
2019 Sum of Count			1,711,173	1,202,710	2,913,883		2,913,883
2019 Sum of Average Bill			\$207	\$85	\$157		\$182
1/1/2020	Residential	Sum of Revenues	\$13,276,696	\$10,938,107	\$24,214,803	\$4,850,497	\$29,065,300
		Sum of Count	129,422	93,571	222,993		222,993
		Sum of Average Bill	\$103	\$117	\$109		\$130
	Non-Residential	Sum of Revenues	\$18,930,685	\$5,357,978	\$24,288,663	\$1,294,819	\$25,583,482

Company DEK

Period2	Classification2	Values	Service Electric	Gas	Grand Total	Arrears	Grand Total Incl. Arrears
1/1/2020	Non-Residential	Sum of Count	15,460	7,964	23,424		23,424
		Sum of Average Bill	\$1,224	\$673	\$1,037		\$1,092
1/1/2020 Sum of Revenues			\$32,207,381	\$16,296,085	\$48,503,466	\$6,145,316	\$54,648,782
1/1/2020 Sum of Count			144,882	101,535	246,417		246,417
1/1/2020 Sum of Average Bill			\$222	\$160	\$197		\$222
2/1/2020	Residential	Sum of Revenues	\$10,929,297	\$10,532,097	\$21,461,394	\$5,794,270	\$27,255,664
		Sum of Count	129,641	93,635	223,276		223,276
		Sum of Average Bill	\$84	\$112	\$96		\$122
Non-Residential	Non-Residential	Sum of Revenues	\$16,003,003	\$5,168,729	\$21,171,732	\$1,586,481	\$22,758,213
		Sum of Count	15,443	7,956	23,399		23,399
		Sum of Average Bill	\$1,036	\$650	\$905		\$973
2/1/2020 Sum of Revenues			\$26,932,300	\$15,700,826	\$42,633,126	\$7,380,751	\$50,013,877
2/1/2020 Sum of Count			145,084	101,591	246,675		246,675
2/1/2020 Sum of Average Bill			\$186	\$155	\$173		\$203
3/1/2020	Residential	Sum of Revenues	\$10,255,525	\$7,798,957	\$18,054,482	\$6,412,469	\$24,466,951
		Sum of Count	129,624	93,625	223,249		223,249
		Sum of Average Bill	\$79	\$83	\$81		\$110
Non-Residential	Non-Residential	Sum of Revenues	\$15,995,196	\$3,736,022	\$19,731,218	\$1,688,946	\$21,420,164
		Sum of Count	15,491	7,933	23,424		23,424
		Sum of Average Bill	\$1,033	\$471	\$842		\$914
3/1/2020 Sum of Revenues			\$26,250,721	\$11,534,979	\$37,785,700	\$8,101,415	\$45,887,115
3/1/2020 Sum of Count			145,115	101,558	246,673		246,673
3/1/2020 Sum of Average Bill			\$181	\$114	\$153		\$186
4/1/2020	Residential	Sum of Revenues	\$8,888,124	\$4,867,958	\$13,756,082	\$6,674,165	\$20,430,247
		Sum of Count	129,829	93,696	223,525		223,525
		Sum of Average Bill	\$68	\$52	\$62		\$91
Non-Residential	Non-Residential	Sum of Revenues	\$14,522,031	\$2,294,419	\$16,816,450	\$2,733,171	\$19,549,621
		Sum of Count	15,499	7,913	23,412		23,412
		Sum of Average Bill	\$937	\$290	\$718		\$835
4/1/2020 Sum of Revenues			\$23,410,155	\$7,162,377	\$30,572,532	\$9,407,336	\$39,979,868
4/1/2020 Sum of Count			145,328	101,609	246,937		246,937

Company DEK

Period2	Classification2	Values	Service Electric	Gas	Grand Total	Arrears	Grand Total Incl. Arrears
4/1/2020	Sum of Average Bill		\$161	\$70	\$124		\$162
5/1/2020	Residential	Sum of Revenues	\$9,017,343	\$4,128,981	\$13,146,324	\$6,369,300	\$19,515,624
		Sum of Count	135,833	93,621	229,454		229,454
		Sum of Average Bill	\$66	\$44	\$57		\$85
	Non-Residential	Sum of Revenues	\$13,648,175	\$1,809,040	\$15,457,215	\$3,062,855	\$18,520,070
		Sum of Count	15,567	7,749	23,316		23,316
		Sum of Average Bill	\$877	\$233	\$663		\$794
5/1/2020	Sum of Revenues		\$22,665,518	\$5,938,021	\$28,603,539	\$9,432,155	\$38,035,694
5/1/2020	Sum of Count		151,400	101,370	252,770		252,770
5/1/2020	Sum of Average Bill		\$150	\$59	\$113		\$150
	Total Sum of Revenues		\$1,133,804,896	\$356,423,193	\$1,490,228,089	\$267,498,673	\$1,757,726,762
	Total Sum of Count		5,846,964	4,084,296	9,931,260		9,931,260
	Total Sum of Average Bill		\$194	\$87	\$150		\$177

Company DEK

Period2	Classification2	Service Electric	Gas	Grand Total	Grand Total Incl. Arrears
2017 Sum of Average Bill		\$176	\$79	\$136	\$160
2018 Sum of Average Bill		\$204	\$88	\$156	\$185
2019 Sum of Average Bill		\$207	\$85	\$157	\$182
1/1/2020 Sum of Average Bill		\$222	\$160	\$197	\$222
2/1/2020 Sum of Average Bill		\$186	\$155	\$173	\$203
3/1/2020 Sum of Average Bill		\$181	\$114	\$153	\$186
4/1/2020 Sum of Average Bill		\$161	\$70	\$124	\$162
5/1/2020 Sum of Average Bill		\$150	\$59	\$113	\$150

Duke Energy Kentucky Arrears 2017

RESIDENTIAL

2017	JAN	FEB	MAR	APR	MAY	JUN	JUL	AUG	SEP	OCT	NOV	DEC	TOTAL
30 Days	\$3,458,830	\$4,976,544	\$3,891,405	\$3,935,969	\$2,646,581	\$1,839,733	\$2,537,255	\$2,777,605	\$2,766,113	\$2,148,510	\$1,846,843	\$2,455,772	\$35,281,160
60 Days	\$715,400	\$977,202	\$1,342,527	\$1,354,283	\$1,191,092	\$853,592	\$663,803	\$751,911	\$835,334	\$795,633	\$693,002	\$677,527	\$10,851,306
90+ Days	\$1,354,138	\$1,104,156	\$1,118,887	\$1,495,017	\$1,511,664	\$1,560,413	\$1,395,604	\$1,208,882	\$1,157,873	\$1,119,865	\$1,072,027	\$1,002,332	\$15,100,858
Total	\$5,528,368	\$7,057,902	\$6,352,819	\$6,785,269	\$5,349,337	\$4,253,738	\$4,596,662	\$4,738,398	\$4,759,320	\$4,064,008	\$3,611,872	\$4,135,631	\$61,233,324

NON-RESIDENTIAL

2017	JAN	FEB	MAR	APR	MAY	JUN	JUL	AUG	SEP	OCT	NOV	DEC	TOTAL
30 Days	\$696,286	\$898,574	\$508,661	\$583,952	\$425,123	\$443,087	\$509,263	\$818,471	\$624,410	\$427,574	\$546,239	\$710,145	\$7,191,785
60 Days	\$63,052	\$91,091	\$58,145	\$70,301	\$48,890	\$36,057	\$27,413	\$30,578	\$55,189	\$48,470	\$97,016	\$41,512	\$667,714
90+ Days	\$104,971	\$110,098	\$96,547	\$69,037	\$78,583	\$87,789	\$66,110	\$61,838	\$47,903	\$56,680	\$68,359	\$80,845	\$928,760
Total	\$864,309	\$1,099,763	\$663,353	\$723,290	\$552,596	\$566,933	\$602,786	\$910,887	\$727,502	\$532,724	\$711,614	\$832,502	\$8,788,259

RES + NON-RES	\$6,392,677	\$8,157,665	\$7,016,172	\$7,508,559	\$5,901,933	\$4,820,671	\$5,199,448	\$5,649,285	\$5,486,822	\$4,596,732	\$4,323,486	\$4,968,133	\$70,021,583
----------------------	--------------------	--------------------	--------------------	--------------------	--------------------	--------------------	--------------------	--------------------	--------------------	--------------------	--------------------	--------------------	---------------------

Duke Energy Kentucky Arrears 2018

RESIDENTIAL

2018	JAN	FEB	MAR	APR	MAY	JUN	JUL	AUG	SEP	OCT	NOV	DEC	TOTAL
30 Days	\$3,357,648	\$5,951,238	\$5,063,079	\$4,168,681	\$3,749,410	\$2,905,851	\$3,192,402	\$3,601,554	\$3,233,485	\$2,855,526	\$2,409,235	\$2,705,751	\$43,193,860
60 Days	\$666,744	\$885,980	\$1,638,519	\$1,690,584	\$1,393,825	\$1,353,793	\$987,222	\$924,905	\$1,106,866	\$910,857	\$830,900	\$787,433	\$13,177,628
90+ Days	\$872,524	\$785,468	\$864,256	\$1,406,709	\$1,700,645	\$1,744,374	\$1,730,078	\$1,506,898	\$1,402,927	\$1,395,651	\$1,261,723	\$1,221,369	\$15,892,622
Total	\$4,896,916	\$7,622,686	\$7,565,854	\$7,265,974	\$6,843,880	\$6,004,018	\$5,909,702	\$6,033,357	\$5,743,278	\$5,162,034	\$4,501,858	\$4,714,553	\$72,264,110

NON-RESIDENTIAL

2018	JAN	FEB	MAR	APR	MAY	JUN	JUL	AUG	SEP	OCT	NOV	DEC	TOTAL
30 Days	\$670,432	\$751,665	\$919,542	\$610,725	\$562,427	\$680,428	\$912,762	\$679,092	\$1,042,044	\$438,386	\$431,866	\$1,000,914	\$8,700,283
60 Days	\$44,753	\$48,114	\$73,802	\$69,902	\$46,116	\$43,085	\$38,840	\$44,167	\$40,329	\$30,431	\$34,991	\$31,730	\$546,260
90+ Days	\$67,710	\$61,887	\$72,687	\$89,196	\$94,175	\$80,280	\$62,402	\$71,410	\$74,859	\$75,022	\$67,768	\$71,383	\$888,779
Total	\$782,895	\$861,666	\$1,066,031	\$769,823	\$702,718	\$803,793	\$1,014,004	\$794,669	\$1,157,232	\$543,839	\$534,625	\$1,104,027	\$10,135,322

RES + NON-RES	\$5,679,811	\$8,484,352	\$8,631,885	\$8,035,797	\$7,546,598	\$6,807,811	\$6,923,706	\$6,828,026	\$6,900,510	\$5,705,873	\$5,036,483	\$5,818,580	\$82,399,432
----------------------	--------------------	--------------------	--------------------	--------------------	--------------------	--------------------	--------------------	--------------------	--------------------	--------------------	--------------------	--------------------	---------------------

Duke Energy Kentucky Arrears 2019

RESIDENTIAL

2019	JAN	FEB	MAR	APR	MAY	JUN	JUL	AUG	SEP	OCT	NOV	DEC	TOTAL
30 Days	\$3,858,881	\$5,034,711	\$5,095,778	\$4,262,800	\$2,979,725	\$2,409,177	\$2,398,379	\$2,740,529	\$2,551,870	\$2,217,138	\$2,113,564	\$2,225,877	\$37,888,429
60 Days	\$722,270	\$1,025,704	\$1,212,361	\$1,237,781	\$1,188,482	\$1,011,523	\$811,469	\$651,949	\$708,259	\$666,183	\$626,628	\$599,976	\$10,462,585
90+ Days	\$1,088,421	\$982,171	\$1,079,950	\$1,309,006	\$1,466,186	\$1,631,633	\$1,448,331	\$1,284,797	\$1,126,943	\$1,059,351	\$1,009,180	\$906,809	\$14,392,778
Total	\$5,669,572	\$7,042,586	\$7,388,089	\$6,809,587	\$5,634,393	\$5,052,333	\$4,658,179	\$4,677,275	\$4,387,072	\$3,942,672	\$3,749,372	\$3,732,662	\$62,743,792

NON-RESIDENTIAL

2019	JAN	FEB	MAR	APR	MAY	JUN	JUL	AUG	SEP	OCT	NOV	DEC	TOTAL
30 Days	\$1,400,412	\$821,462	\$1,100,417	\$935,748	\$924,957	\$507,649	\$650,474	\$563,514	\$547,696	\$570,637	\$989,242	\$1,017,074	\$10,029,282
60 Days	\$90,580	\$51,876	\$83,811	\$89,434	\$53,873	\$67,589	\$51,460	\$62,825	\$50,520	\$115,946	\$96,309	\$90,029	\$904,252
90+ Days	\$74,444	\$96,511	\$73,658	\$73,540	\$61,846	\$67,856	\$70,310	\$72,267	\$42,305	\$51,138	\$126,060	\$123,424	\$933,359
Total	\$1,565,436	\$969,849	\$1,257,886	\$1,098,722	\$1,040,676	\$643,094	\$772,244	\$698,606	\$640,521	\$737,721	\$1,211,611	\$1,230,527	\$11,866,893

RES + NON-RES	\$7,235,008	\$8,012,435	\$8,645,975	\$7,908,309	\$6,675,069	\$5,695,427	\$5,430,423	\$5,375,881	\$5,027,593	\$4,680,393	\$4,960,983	\$4,963,189	\$74,610,685
----------------------	--------------------	--------------------	--------------------	--------------------	--------------------	--------------------	--------------------	--------------------	--------------------	--------------------	--------------------	--------------------	---------------------

Duke Energy Kentucky Arrears 2020

RESIDENTIAL

2020	JAN	FEB	MAR	APR	MAY
30 Days	\$3,466,696	\$4,231,850	\$4,048,079	\$3,199,528	\$2,311,047
60 Days	\$559,579	\$804,606	\$1,444,537	\$1,902,653	\$1,679,553
90+ Days	\$824,222	\$757,814	\$919,853	\$1,571,984	\$2,378,700
Total	\$4,850,497	\$5,794,270	\$6,412,469	\$6,674,165	\$6,369,300

NON-RESIDENTIAL

2020	JAN	FEB	MAR	APR	MAY
30 Days	\$1,058,771	\$1,328,196	\$1,384,472	\$2,194,263	\$1,865,925
60 Days	\$117,982	\$145,231	\$192,379	\$400,701	\$927,022
90+ Days	\$118,066	\$113,054	\$112,095	\$138,207	\$269,908
Total	\$1,294,819	\$1,586,481	\$1,688,946	\$2,733,171	\$3,062,855

RES + NON-RES **\$6,145,316** **\$7,380,751** **\$8,101,415** **\$9,407,336** **\$9,432,155**

Duke Energy Kentucky
Case No. 2020-00085
STAFF First Set of Data Requests
Date Received: June 23, 2020

STAFF-DR-01-004

REQUEST:

If a utility provides multiple services, such as both electric and gas residential service, provide the information requested for each service separately. For those customers that receive combined service, provide each service separately if separately served or combined if billed on a combined basis. Provide the average total bill for all customers in each class for:

- a. 2017 as a year, not each month;
- b. 2018 as a year, not each month;
- c. 2019 as a year, not each month; and
- d. Each month in 2020.

Total bill is defined as including charges for current service and past service that is unpaid, including the accumulation of fees.

RESPONSE:

Please see STAFF-DR-01-003 Attachment 1 and 2. Attachment 1 shows the data and calculations of the average bills with and without arrears. Attachment 2 shows the Company's combined (gas and electric arrears numbers by month and class.

The tables below show the average total bills by class (residential and non-residential) including arrears (past due amounts). The Company does not have historical datasets that show current bills and past due amounts associated with prior bills by billing account. The Company has standard reports that show total arrears by month and class (residential and non-residential) – see Attachment 2. Arrears are not separated in these

historical reports by electric and gas service. The Company’s CMS billing system tracks past due amounts and payments for each account, and the receivables tables in CMS are updated on a real-time basis as payments are received. When past-due bills are charged-off, the billing system moves the unpaid electric charges to a separate electric charge-off account, and it moves the unpaid gas charges to a gas charge-off account.

The “Grand Total Incl. Arrears” column shows the total average bills (gas plus electric) including past due amounts by class and time period. The “Grand Total” column shows the current average bills by class and time period.

Period2	Classification2	Values	Service		Grand Total	Arrears	Grand Total Incl. Arrears	
			Electric	Gas				
2017	Residential	Sum of Revenues	\$120,063,941	\$61,931,904	\$181,995,845	\$61,233,324	\$243,229,169	
		Sum of Count	1,509,551	1,088,829	2,598,380		2,598,380	
		Sum of Average Bill	\$80	\$57	\$70		\$94	
	Non-Residential	Sum of Revenues	\$178,440,361	\$31,139,499	\$209,579,860	\$8,788,259	\$218,368,119	
		Sum of Count	185,723	92,542	278,265		278,265	
		Sum of Average Bill	\$961	\$336	\$753		\$785	
	2017 Sum of Revenues			\$298,504,302	\$93,071,403	\$391,575,705	\$70,021,583	\$461,597,288
	2017 Sum of Count			1,695,274	1,181,371	2,876,645		2,876,645
	2017 Sum of Average Bill			\$176	\$79	\$136		\$160
2018	Residential	Sum of Revenues	\$143,480,575	\$69,234,828	\$212,715,403	\$72,264,110	\$284,979,513	
		Sum of Count	1,523,839	1,099,770	2,623,609		2,623,609	
		Sum of Average Bill	\$94	\$63	\$81		\$109	
	Non-Residential	Sum of Revenues	\$205,693,989	\$35,207,771	\$240,901,760	\$10,135,322	\$251,037,082	
		Sum of Count	184,869	92,782	277,651		277,651	
		Sum of Average Bill	\$1,113	\$379	\$868		\$904	
	2018 Sum of Revenues			\$349,174,564	\$104,442,599	\$453,617,163	\$82,399,432	\$536,016,595
	2018 Sum of Count			1,708,708	1,192,552	2,901,260		2,901,260
	2018 Sum of Average Bill			\$204	\$88	\$156		\$185
2019	Residential	Sum of Revenues	\$139,090,439	\$66,611,668	\$205,702,107	\$62,743,792	\$268,445,899	
		Sum of Count	1,536,591	1,109,376	2,645,967		2,645,967	
		Sum of Average Bill	\$91	\$60	\$78		\$101	
	Non-Residential	Sum of Revenues	\$215,569,516	\$35,665,235	\$251,234,751	\$11,866,893	\$263,101,644	
		Sum of Count	174,582	93,334	267,916		267,916	
		Sum of Average Bill	\$1,235	\$382	\$938		\$982	
	2019 Sum of Revenues			\$354,659,955	\$102,276,903	\$456,936,858	\$74,610,685	\$531,547,543
	2019 Sum of Count			1,711,173	1,202,710	2,913,883		2,913,883
	2019 Sum of Average Bill			\$207	\$85	\$157		\$182

= 1/1/2020 Residential	Sum of Revenues	\$13,276,696	\$10,938,107	\$24,214,803	\$4,850,497	\$29,065,300
	Sum of Count	129,422	93,571	222,993		222,993
	Sum of Average Bill	\$103	\$117	\$109		\$130
Non-Residential	Sum of Revenues	\$18,930,685	\$5,357,978	\$24,288,663	\$1,294,819	\$25,583,482
	Sum of Count	15,460	7,964	23,424		23,424
	Sum of Average Bill	\$1,224	\$673	\$1,037		\$1,092
1/1/2020 Sum of Revenues		\$32,207,381	\$16,296,085	\$48,503,466	\$6,145,316	\$54,648,782
1/1/2020 Sum of Count		144,882	101,535	246,417		246,417
1/1/2020 Sum of Average Bill		\$222	\$160	\$197		\$222
= 2/1/2020 Residential	Sum of Revenues	\$10,929,297	\$10,532,097	\$21,461,394	\$5,794,270	\$27,255,664
	Sum of Count	129,641	93,635	223,276		223,276
	Sum of Average Bill	\$84	\$112	\$96		\$122
Non-Residential	Sum of Revenues	\$16,003,003	\$5,168,729	\$21,171,732	\$1,586,481	\$22,758,213
	Sum of Count	15,443	7,956	23,399		23,399
	Sum of Average Bill	\$1,036	\$650	\$905		\$973
2/1/2020 Sum of Revenues		\$26,932,300	\$15,700,826	\$42,633,126	\$7,380,751	\$50,013,877
2/1/2020 Sum of Count		145,084	101,591	246,675		246,675
2/1/2020 Sum of Average Bill		\$186	\$155	\$173		\$203
= 3/1/2020 Residential	Sum of Revenues	\$10,255,525	\$7,798,957	\$18,054,482	\$6,412,469	\$24,466,951
	Sum of Count	129,624	93,625	223,249		223,249
	Sum of Average Bill	\$79	\$83	\$81		\$110
Non-Residential	Sum of Revenues	\$15,995,196	\$3,736,022	\$19,731,218	\$1,688,946	\$21,420,164
	Sum of Count	15,491	7,933	23,424		23,424
	Sum of Average Bill	\$1,033	\$471	\$842		\$914
3/1/2020 Sum of Revenues		\$26,250,721	\$11,534,979	\$37,785,700	\$8,101,415	\$45,887,115
3/1/2020 Sum of Count		145,115	101,558	246,673		246,673
3/1/2020 Sum of Average Bill		\$181	\$114	\$153		\$186
= 4/1/2020 Residential	Sum of Revenues	\$8,888,124	\$4,867,958	\$13,756,082	\$6,674,165	\$20,430,247
	Sum of Count	129,829	93,696	223,525		223,525
	Sum of Average Bill	\$68	\$52	\$62		\$91
Non-Residential	Sum of Revenues	\$14,522,031	\$2,294,419	\$16,816,450	\$2,733,171	\$19,549,621
	Sum of Count	15,499	7,913	23,412		23,412
	Sum of Average Bill	\$937	\$290	\$718		\$835
4/1/2020 Sum of Revenues		\$23,410,155	\$7,162,377	\$30,572,532	\$9,407,336	\$39,979,868
4/1/2020 Sum of Count		145,328	101,609	246,937		246,937
4/1/2020 Sum of Average Bill		\$161	\$70	\$124		\$162
= 5/1/2020 Residential	Sum of Revenues	\$9,017,343	\$4,128,981	\$13,146,324	\$6,369,300	\$19,515,624
	Sum of Count	135,833	93,621	229,454		229,454
	Sum of Average Bill	\$66	\$44	\$57		\$85
Non-Residential	Sum of Revenues	\$13,648,175	\$1,809,040	\$15,457,215	\$3,062,855	\$18,520,070
	Sum of Count	15,567	7,749	23,316		23,316
	Sum of Average Bill	\$877	\$233	\$663		\$794
5/1/2020 Sum of Revenues		\$22,665,518	\$5,938,021	\$28,603,539	\$9,432,155	\$38,035,694
5/1/2020 Sum of Count		151,400	101,370	252,770		252,770
5/1/2020 Sum of Average Bill		\$150	\$59	\$113		\$150

PERSON RESPONSIBLE: James E. Ziolkowski

Duke Energy Kentucky
Case No. 2020-00085
STAFF First Set of Data Requests
Date Received: June 23, 2020

STAFF-DR-01-005

REQUEST:

If a utility provides multiple services, such as both electric and gas residential service, provide the information requested for each service separately. For those customers that receive combined service, provide each service separately if separately served or combined if billed on a combined basis. Provide the average bill for current service for all customers for:

- a. 2017 as a year, not each month;
- b. 2018 as a year, not each month;
- c. 2019 as a year, not each month; and
- d. Each month in 2020.

RESPONSE:

The table below shows the average bills for current service for all customers. Please note the month labels show data as of the end of that month. For example, the row “1/1/2020” shows data for the entire month of January 2020.

Sum of Average Bill Service			
Period2	Electric	Gas	Grand Total
2017	\$176	\$79	\$136
2018	\$204	\$88	\$156
2019	\$207	\$85	\$157
1/1/2020	\$222	\$161	\$197
2/1/2020	\$186	\$155	\$173
3/1/2020	\$181	\$114	\$153
4/1/2020	\$161	\$70	\$124
5/1/2020	\$150	\$59	\$113
Grand Total	\$194	\$87	\$150

*Note: Please see STAFF-DR-01-003 Attachment 1.

PERSON RESPONSIBLE: James E. Ziolkowski

Duke Energy Kentucky
Case No. 2020-00085
STAFF First Set of Data Requests
Date Received: June 23, 2020

STAFF-DR-01-006

REQUEST:

If a utility provides multiple services, such as both electric and gas residential service, provide the information requested for each service separately. For those customers that receive combined service, provide each service separately if separately served or combined if billed on a combined basis. Provide the average bill for current service for all customers in each class for:

- a. 2017 as a year, not each month;
- b. 2018 as a year, not each month;
- c. 2019 as a year, not each month; and
- d. Each month in 2020.

The differences between request 3 and request 5, and request 4 and request 6 should provide the average arrearage for all customers and for each class, respectively.

RESPONSE:

The following tables show the average bills for current service by class (residential and non-residential). The table shows how the average bills are calculated – total revenues divided by customer counts by class and service type. The Grand Total column is calculated as the sum of the gas and electric revenues divided by the sum of the gas and electric customer counts.

Period2	Classification2	Values	Service		Grand Total
			Electric	Gas	
2017	Residential	Sum of Revenues	\$120,063,941	\$61,931,904	\$181,995,845
		Sum of Count	1,509,551	1,088,829	2,598,380
		Sum of Average Bill	\$80	\$57	\$70
	Non-Residential	Sum of Revenues	\$178,440,361	\$31,139,499	\$209,579,860
		Sum of Count	185,723	92,542	278,265
		Sum of Average Bill	\$961	\$336	\$753
2017 Sum of Revenues			\$298,504,302	\$93,071,403	\$391,575,705
2017 Sum of Count			1,695,274	1,181,371	2,876,645
2017 Sum of Average Bill			\$176	\$79	\$136
2018	Residential	Sum of Revenues	\$143,480,575	\$69,234,828	\$212,715,403
		Sum of Count	1,523,839	1,099,770	2,623,609
		Sum of Average Bill	\$94	\$63	\$81
	Non-Residential	Sum of Revenues	\$205,693,989	\$35,207,771	\$240,901,760
		Sum of Count	184,869	92,782	277,651
		Sum of Average Bill	\$1,113	\$379	\$868
2018 Sum of Revenues			\$349,174,564	\$104,442,599	\$453,617,163
2018 Sum of Count			1,708,708	1,192,552	2,901,260
2018 Sum of Average Bill			\$204	\$88	\$156
2019	Residential	Sum of Revenues	\$139,090,439	\$66,611,668	\$205,702,107
		Sum of Count	1,536,591	1,109,376	2,645,967
		Sum of Average Bill	\$91	\$60	\$78
	Non-Residential	Sum of Revenues	\$215,569,516	\$35,665,235	\$251,234,751
		Sum of Count	174,582	93,334	267,916
		Sum of Average Bill	\$1,235	\$382	\$938
2019 Sum of Revenues			\$354,659,955	\$102,276,903	\$456,936,858
2019 Sum of Count			1,711,173	1,202,710	2,913,883
2019 Sum of Average Bill			\$207	\$85	\$157

Period2	Classification2	Values	Service		Grand Total
			Electric	Gas	
1/1/2020	Residential	Sum of Revenues	\$13,276,696	\$10,938,107	\$24,214,803
		Sum of Count	129,422	93,571	222,993
		Sum of Average Bill	\$103	\$117	\$109
	Non-Residential	Sum of Revenues	\$18,930,685	\$5,357,978	\$24,288,663
		Sum of Count	15,460	7,964	23,424
		Sum of Average Bill	\$1,224	\$673	\$1,037
1/1/2020 Sum of Revenues			\$32,207,381	\$16,296,085	\$48,503,466
1/1/2020 Sum of Count			144,882	101,535	246,417
1/1/2020 Sum of Average Bill			\$222	\$160	\$197
2/1/2020	Residential	Sum of Revenues	\$10,929,297	\$10,532,097	\$21,461,394
		Sum of Count	129,641	93,635	223,276
		Sum of Average Bill	\$84	\$112	\$96
	Non-Residential	Sum of Revenues	\$16,003,003	\$5,168,729	\$21,171,732
		Sum of Count	15,443	7,956	23,399
		Sum of Average Bill	\$1,036	\$650	\$905
2/1/2020 Sum of Revenues			\$26,932,300	\$15,700,826	\$42,633,126
2/1/2020 Sum of Count			145,084	101,591	246,675
2/1/2020 Sum of Average Bill			\$186	\$155	\$173
3/1/2020	Residential	Sum of Revenues	\$10,255,525	\$7,798,957	\$18,054,482
		Sum of Count	129,624	93,625	223,249
		Sum of Average Bill	\$79	\$83	\$81
	Non-Residential	Sum of Revenues	\$15,995,196	\$3,736,022	\$19,731,218
		Sum of Count	15,491	7,933	23,424
		Sum of Average Bill	\$1,033	\$471	\$842
3/1/2020 Sum of Revenues			\$26,250,721	\$11,534,979	\$37,785,700
3/1/2020 Sum of Count			145,115	101,558	246,673
3/1/2020 Sum of Average Bill			\$181	\$114	\$153
4/1/2020	Residential	Sum of Revenues	\$8,888,124	\$4,867,958	\$13,756,082
		Sum of Count	129,829	93,696	223,525
		Sum of Average Bill	\$68	\$52	\$62
	Non-Residential	Sum of Revenues	\$14,522,031	\$2,294,419	\$16,816,450
		Sum of Count	15,499	7,913	23,412
		Sum of Average Bill	\$937	\$290	\$718
4/1/2020 Sum of Revenues			\$23,410,155	\$7,162,377	\$30,572,532
4/1/2020 Sum of Count			145,328	101,609	246,937
4/1/2020 Sum of Average Bill			\$161	\$70	\$124
5/1/2020	Residential	Sum of Revenues	\$9,017,343	\$4,128,981	\$13,146,324
		Sum of Count	135,833	93,621	229,454
		Sum of Average Bill	\$66	\$44	\$57
	Non-Residential	Sum of Revenues	\$13,648,175	\$1,809,040	\$15,457,215
		Sum of Count	15,567	7,749	23,316
		Sum of Average Bill	\$877	\$233	\$663
5/1/2020 Sum of Revenues			\$22,665,518	\$5,938,021	\$28,603,539
5/1/2020 Sum of Count			151,400	101,370	252,770
5/1/2020 Sum of Average Bill			\$150	\$59	\$113

*Note: Please see STAFF-DR-01-003 Attachment 1.

PERSON RESPONSIBLE: James E. Ziolkowski

Duke Energy Kentucky
Case No. 2020-00085
STAFF First Set of Data Requests
Date Received: June 23, 2020

STAFF-DR-01-007

REQUEST:

Explain how the utility calculates bad debt.

- a. Explain the decision criteria governing when the utility writes off bad debt.
- b. Provide the monthly bad debt write-offs for each month in 2018, 2019, and 2020.
- c. If the utility has changed its calculation or determination of bad debt in the past two years, explain its previous calculation or determination of bad debt and the reason for the change.

RESPONSE:

- a. Bad debt is calculated as:

$$\text{Gross Charge Off's} - \text{Recoveries} = \text{Net Charge Off's (Bad Debt)}$$

Duke Energy Kentucky deems a debt uncollectible after 90 days from the due date of the final bill (closed account).
- b. See STAFF-DR-01-007(b) Attachment.
- c. Duke Energy Kentucky has not changed its practices in the last two years.

PERSON RESPONSIBLE: Mitch Carmosino – a., c.
Tim Wimbish – b.

Duke Energy Kentucky Monthly Chargeoffs

Row Labels	Electric	Gas	Total Chargeoff
2018			
January	100,025	26,669	\$ 126,695
February	43,125	11,498	54,623
March	36,124	9,632	45,756
April	50,697	13,517	64,215
May	123,715	32,985	156,700
June	145,063	38,677	183,741
July	167,825	44,746	212,571
August	144,446	38,513	182,959
September	121,543	32,406	153,949
October	90,900	24,236	115,136
November	170,541	45,470	216,012
December	147,810	39,410	187,219
2019			
January	124,829	35,434	\$ 160,264
February	71,352	20,254	91,606
March	82,863	23,536	106,399
April	86,749	24,625	111,374
May	128,008	36,336	164,344
June	114,659	32,547	147,206
July	131,180	37,237	168,417
August	116,675	33,120	149,795
September	113,375	32,183	145,557
October	90,424	25,668	116,092
November	111,086	31,533	142,619
December	130,185	36,955	167,140
2020			
January	75,701	21,401	\$ 97,103
February	21,322	6,028	27,350
March	43,796	12,382	56,177
April	42,435	11,997	54,432
May	62,398	17,641	80,039

Year	Month	DEK - Electric	DEK - Gas	Total Chargeoff
2018	January	100,025	26,669	126,695
2018	February	43,125	11,498	54,623
2018	March	36,124	9,632	45,756
2018	April	50,697	13,517	64,215
2018	May	123,715	32,985	156,700
2018	June	145,063	38,677	183,741
2018	July	167,825	44,746	212,571
2018	August	144,446	38,513	182,959
2018	September	121,543	32,406	153,949
2018	October	90,900	24,236	115,136
2018	November	170,541	45,470	216,012
2018	December	147,810	39,410	187,219
2019	January	124,829	35,434	160,264
2019	February	71,352	20,254	91,606
2019	March	82,863	23,536	106,399
2019	April	86,749	24,625	111,374
2019	May	128,008	36,336	164,344
2019	June	114,659	32,547	147,206
2019	July	131,180	37,237	168,417
2019	August	116,675	33,120	149,795
2019	September	113,375	32,183	145,557
2019	October	90,424	25,668	116,092
2019	November	111,086	31,533	142,619
2019	December	130,185	36,955	167,140
2020	January	75,701	21,401	97,103
2020	February	21,322	6,028	27,350
2020	March	43,796	12,382	56,177
2020	April	42,435	11,997	54,432
2020	May	62,398	17,641	80,039

**Duke Energy Kentucky
Case No. 2020-00085
STAFF First Set of Data Requests
Date Received: June 23, 2020**

STAFF-DR-01-008

REQUEST:

Assuming the Commission's moratorium on disconnections was not in effect, provide the number of customers in each class that would be subject to disconnection and the date used for this determination.

RESPONSE:

Please see STAFF-DR-01-008 Attachment.

PERSON RESPONSIBLE: Mitch Carmosino

Duke Energy Kentucky, Inc.
Avoided Disconnections as of June 24, 2020

<u>Residential</u>	<u>Non-Residential</u>	<u>Total</u>
16,529	795	17,324

*Note: Customers 30+ days in arrears with past due amount greater than \$100.

**Duke Energy Kentucky
Case No. 2020-00085
STAFF First Set of Data Requests
Date Received: June 23, 2020**

STAFF-DR-01-009

REQUEST:

Provide the percent of customers, by class, that pay on time for:

- a. 2017 as a year, not each month;
- b. 2018 as a year, not each month;
- c. 2019 as a year, not each month; and
- d. Each month in 2020.

RESPONSE:

Please see STAFF-DR-01-009 Attachment.

PERSON RESPONSIBLE: Mitch Carmosino

Duke Energy Kentucky, Inc.
Percent of Customers - Pay on Time

	<u>Residential</u>	<u>Non-Residential</u>
2017	71%	87%
2018	69%	87%
2019	72%	88%
Jan-20	74%	87%
Feb-20	73%	88%
Mar-20	71%	87%
Apr-20	71%	84%
May-20	74%	85%

Duke Energy Kentucky
Case No. 2020-00085
STAFF First Set of Data Requests
Date Received: June 23, 2020

STAFF-DR-01-010

REQUEST:

Provide the following information for January 1, 2015, until December 31, 2019. If a utility provides multiple services, such as both electric and gas residential service, provide the information requested for each service separately. For those customers that receive combined service, provide each service separately if separately served or combined if billed on a combined basis. Further, provide the following information by class.

- a. Provide monthly totals of service termination notices issued to customers only for nonpayment of bills.
- b. Provide monthly totals of service terminations for customers only for nonpayment of bills.
- c. Provide the total number of customers for each month.

This information should be provided so as not to duplicate customer counts. The information requested in this request should be presented similarly to the residential-only information provided in Case No. 2019-00366.¹ For reference, refer to Louisville Gas and Electric Company and Kentucky Utilities Company's response to Post-Formal Conference Request for Information filed with the Commission on March 6, 2020.

RESPONSE:

¹ Case No. 2019-00366, *Electronic Investigation Into Home Energy Assistance Programs Offered by Investor-Owned Utilities Pursuant to KRS 278.285(4)* (Ky. PSC May 4, 2020).

a. See STAFF-DR-01-010 Attachment. Please note, Duke Energy Kentucky is unable to separate these numbers into Electric/Gas and Class as its systems do not sort data in that manner.

b. See STAFF-DR-01-010 Attachment. Duke Energy Kentucky is unable to separate Residential numbers into Class and unable to separate Non-Residential into Electric/Gas and Class as its systems do not sort data in that manner.

c. See STAFF-DR-01-010 Attachment.

PERSON RESPONSIBLE: Mitch Carmosino

Duke Energy Kentucky, Inc.
 All Residential Termination Notices and Terminations For Non-Payment
 2015 through 2019

		Residential Only													
<u>Year</u>		<u>Annually</u>	<u>January</u>	<u>February</u>	<u>March</u>	<u>April</u>	<u>May</u>	<u>June</u>	<u>July</u>	<u>August</u>	<u>September</u>	<u>October</u>	<u>November</u>	<u>December</u>	
a.	Total service termination notices issued	2015	136,039	11,954	13,567	14,122	14,175	12,965	9,394	9,511	10,742	10,946	11,583	9,489	7,591
		2016	126,889	8,531	10,946	13,279	12,426	10,970	9,360	7,864	11,826	11,573	11,515	11,106	7,493
		2017	117,229	8,624	12,116	12,764	10,076	11,929	7,305	7,227	10,572	10,420	10,605	8,906	6,685
		2018	130,413	10,154	11,437	13,063	10,439	12,523	9,169	9,563	12,567	10,108	12,208	10,963	8,219
		2019	128,789	11,072	12,183	12,702	13,437	12,621	8,128	9,201	10,583	10,325	11,522	8,153	8,862

		Non-Residential Only													
<u>Year</u>		<u>Annually</u>	<u>January</u>	<u>February</u>	<u>March</u>	<u>April</u>	<u>May</u>	<u>June</u>	<u>July</u>	<u>August</u>	<u>September</u>	<u>October</u>	<u>November</u>	<u>December</u>	
		2015*													
		2016	5,328	379	548	566	467	515	391	355	483	391	446	455	332
		2017	5,158	427	519	512	376	530	323	390	444	410	457	426	344
		2018	5,411	445	486	462	441	474	377	409	439	452	539	461	426
		2019	5,200	465	498	483	551	427	370	407	389	422	397	368	423

*Did not track Non-Residential in 2015

		Residential - Electric Only													
<u>Year</u>		<u>Annually</u>	<u>January</u>	<u>February</u>	<u>March</u>	<u>April</u>	<u>May</u>	<u>June</u>	<u>July</u>	<u>August</u>	<u>September</u>	<u>October</u>	<u>November</u>	<u>December</u>	
b.	Total service terminations	2015	7,996	257	114	721	612	740	1,036	678	668	736	950	745	739
		2016	6,686	152	540	1,028	846	532	572	336	567	539	542	668	364
		2017	8,095	607	484	795	566	1,016	693	562	708	724	954	727	259
		2018	7,476	581	825	657	736	612	445	563	602	627	673	643	512
		2019	7,101	336	675	554	693	617	403	623	570	774	747	579	530

		Residential - Gas Only													
<u>Year</u>		<u>Annually</u>	<u>January</u>	<u>February</u>	<u>March</u>	<u>April</u>	<u>May</u>	<u>June</u>	<u>July</u>	<u>August</u>	<u>September</u>	<u>October</u>	<u>November</u>	<u>December</u>	
		2015	1,379	41	30	91	169	157	205	180	107	145	114	75	65
		2016	1,074	24	20	98	111	105	91	249	47	89	81	60	99
		2017	1,222	102	67	66	76	165	191	115	151	59	110	86	34
		2018	1,025	58	77	104	124	104	96	97	156	82	40	56	31
		2019	814	31	11	37	51	147	81	139	118	60	51	44	44

		Non-Residential Only													
<u>Year</u>		<u>Annually</u>	<u>January</u>	<u>February</u>	<u>March</u>	<u>April</u>	<u>May</u>	<u>June</u>	<u>July</u>	<u>August</u>	<u>September</u>	<u>October</u>	<u>November</u>	<u>December</u>	
		2015*	3,571	295	207	254	378	236	176	273	292	325	393	381	361
		2016*	3,669	263	318	498	451	224	289	249	257	228	292	372	228
		2017*	5,232	364	389	370	386	573	475	434	547	335	532	472	355
		2018	1,423	109	95	68	86	95	82	103	108	126	179	132	240
		2019	1,504	93	155	124	127	118	139	115	142	129	138	93	131

*Duke Energy Kentucky and Duke Energy Ohio Combined

		2015													
		Customer Class	January	February	March	April	May	June	July	August	September	October	November	December	
c.	Total number of customers	Electric	00-Residential	123,081	122,505	123,334	122,859	122,529	122,822	122,832	122,850	122,958	123,201	123,047	123,524
			02-Commercial	13,843	13,799	13,888	13,869	13,879	13,864	13,892	13,892	13,889	13,906	13,871	13,881
			04-Industrial	374	372	372	375	371	371	371	370	370	372	364	372
			15-Street Light	435	438	438	440	440	441	441	441	441	442	444	446
			18-OPA	955	953	962	959	961	955	955	958	954	963	958	959
		Electric Total	138,688	138,067	138,994	138,502	138,180	138,453	138,491	138,511	138,612	138,884	138,684	138,684	139,182
		Gas	00-Residential	89,649	89,126	90,042	89,598	88,855	88,936	88,806	88,626	88,660	88,861	89,130	90,056
			02-Commercial	7,299	7,280	7,331	7,198	7,045	6,948	6,938	6,893	6,885	6,971	7,134	7,281
			04-Industrial	217	215	217	213	209	206	211	201	200	201	202	217
			15-Street Light	1	1	1	1	1	1	1	1	1	1	1	1
			18-OPA	362	367	374	367	364	364	370	366	362	366	363	366
			82-Tran-Com	38	39	39	39	40	40	40	40	40	40	40	41
			84-Tran-Ind	38	38	38	38	38	38	38	39	39	39	38	39
88-Tran-OPA	16		16	16	16	16	16	16	16	16	16	16	16		
Tran-IT-47	21		21	21	20	20	20	20	20	20	20	20	21		
Gas Total	97,641		97,103	98,079	97,490	96,588	96,569	96,440	96,202	96,223	96,515	96,944	98,038		
Gas + Electric Total *		236,329	235,170	237,073	235,992	234,768	235,022	234,931	234,713	234,835	235,399	235,628	237,220		
		2016													
		Customer Class	January	February	March	April	May	June	July	August	September	October	November	December	
Electric	00-Residential	123,812	124,018	124,168	124,008	124,045	124,031	124,168	124,348	124,523	124,811	124,787	125,166		
	02-Commercial	13,867	13,859	13,916	13,930	13,925	13,905	13,904	13,905	13,957	14,012	13,981	14,024		
	04-Industrial	366	372	376	372	368	372	371	369	371	370	369	370		
	15-Street Light	446	448	448	447	446	445	445	444	445	447	446	447		
	18-OPA	961	962	958	963	960	951	955	951	951	964	958	959		
Electric Total	139,452	139,659	139,866	139,720	139,744	139,704	139,843	140,017	140,247	140,604	140,541	140,966			
Gas	00-Residential	89,765	90,330	90,578	90,327	90,053	89,715	89,433	89,405	89,483	89,667	90,211	90,896		
	02-Commercial	7,307	7,309	7,326	7,236	7,093	7,029	6,971	6,946	6,950	6,975	7,136	7,294		
	04-Industrial	216	204	207	212	200	203	203	199	202	201	203	210		
	15-Street Light	1	1	1	1	1	1	1	1	1	1	1	1		
	18-OPA	366	366	369	368	366	363	361	364	364	368	366	371		
	82-Tran-Com	41	44	44	44	45	43	45	45	45	46	44	44		
	84-Tran-Ind	39	39	39	39	39	38	39	38	38	38	38	38		
	88-Tran-OPA	16	16	15	16	15	14	14	14	13	13	13	13		
	Tran-IT-47	21	21	21	21	22	22	22	22	22	22	22	22		
	Gas Total	97,772	98,330	98,600	98,264	97,834	97,428	97,089	97,034	97,118	97,331	98,034	98,889		
Gas + Electric Total *		237,224	237,989	238,466	237,984	237,578	237,132	236,932	237,051	237,365	237,935	238,575	239,855		

2017													
	Customer Class	January	February	March	April	May	June	July	August	September	October	November	December
Electric	00-Residential	125,353	124,833	125,561	125,228	125,655	125,686	125,746	125,894	125,965	126,376	126,321	126,933
	02-Commercial	14,066	14,011	14,061	13,681	13,612	13,579	13,564	13,581	13,571	13,617	13,591	13,586
	04-Industrial	367	366	369	362	367	364	363	365	363	364	362	362
	15-Street Light	445	446	445	447	446	445	448	447	448	448	448	450
	18-OPA	964	955	962	958	963	955	954	954	946	956	952	947
Electric Total		141,195	140,611	141,398	140,676	141,043	141,029	141,075	141,241	141,293	141,761	141,674	142,278
Gas	00-Residential	91,178	90,374	91,208	90,466	90,854	90,714	90,381	90,251	90,132	90,511	91,058	91,702
	02-Commercial	7,346	7,327	7,319	7,090	6,955	6,895	6,806	6,789	6,767	6,808	7,012	7,154
	04-Industrial	222	209	211	210	205	202	205	199	210	200	198	208
	15-Street Light	1	1	1	1	1	1	1	1	1	1	1	1
	18-OPA	371	370	371	368	369	364	361	362	361	363	361	362
	82-Tran-Com	44	44	43	43	43	44	44	44	44	44	44	44
	84-Tran-Ind	38	38	38	38	38	38	38	38	38	38	38	37
	88-Tran-OPA	13	13	13	13	13	13	13	13	13	13	13	13
	Tran-IT-47	22	22	22	22	22	22	22	22	22	22	22	22
	Gas Total		99,235	98,398	99,226	98,251	98,500	98,293	97,871	97,719	97,588	98,000	98,747
Gas + Electric Total *		240,430	239,009	240,624	238,927	239,543	239,322	238,946	238,960	238,881	239,761	240,421	241,821

2018													
	Customer Class	January	February	March	April	May	June	July	August	September	October	November	December
Electric	00-Residential	127,163	127,164	127,155	126,865	127,038	126,629	126,388	126,765	126,798	127,255	127,329	127,290
	02-Commercial	13,605	13,614	13,636	13,632	13,664	13,624	13,661	13,654	13,643	13,669	13,664	13,709
	04-Industrial	363	362	362	364	362	358	358	359	359	355	357	355
	15-Street Light	451	451	451	451	451	451	451	452	452	455	455	455
	18-OPA	953	953	946	951	948	939	942	942	941	948	945	946
Electric Total		142,535	142,544	142,550	142,263	142,463	142,001	141,800	142,172	142,193	142,682	142,750	142,755
Gas	00-Residential	92,034	92,098	91,951	91,969	91,637	91,274	91,114	90,965	91,055	91,236	91,927	92,510
	02-Commercial	7,199	7,225	7,233	7,165	7,048	6,938	6,860	6,829	6,839	6,888	7,113	7,230
	04-Industrial	212	215	208	206	202	203	200	199	201	198	205	211
	15-Street Light	1	1	1	1	1	1	1	1	1	1	1	1
	18-OPA	362	365	365	368	362	362	360	359	362	360	364	367
	82-Tran-Com	44	42	44	44	44	44	44	44	44	45	44	44
	84-Tran-Ind	37	37	37	37	37	34	34	36	37	36	37	38
	88-Tran-OPA	13	13	13	13	13	13	13	13	13	13	13	11
	Tran-IT-47	22	22	22	22	22	22	22	22	22	27	22	22
	Gas Total		99,924	100,018	99,874	99,825	99,366	98,891	98,648	98,468	98,574	98,804	99,726
Gas + Electric Total *		242,459	242,562	242,424	242,088	241,829	240,892	240,448	240,640	240,767	241,486	242,476	243,189

		2019											
Customer Class		January	February	March	April	May	June	July	August	September	October	November	December
Electric	00-Residential	127,783	128,080	127,903	127,843	127,589	127,490	127,586	128,061	127,875	128,648	128,631	129,102
	02-Commercial	13,679	13,650	13,588	13,624	13,609	13,506	3,580	13,570	13,601	13,663	13,711	13,739
	04-Industrial	356	359	359	358	363	359	354	359	358	359	366	363
	15-Street Light	455	455	459	459	460	461	462	462	463	464	465	466
	18-OPA	947	945	938	943	941	929	931	927	926	932	931	928
Electric Total		143,220	143,489	143,247	143,227	142,962	142,745	132,913	143,379	143,223	144,066	144,104	144,598
Gas	00-Residential	92,768	92,909	92,828	92,769	92,376	91,974	91,817	91,771	91,858	92,090	92,867	93,349
	02-Commercial	7,255	7,280	7,273	7,213	7,077	6,965	6,913	6,884	6,890	6,938	7,161	7,248
	04-Industrial	233	219	210	202	198	194	188	198	215	201	203	210
	15-Street Light	1	1	1	1	1	1	1	0	0	0	0	0
	18-OPA	373	366	364	363	360	358	357	356	354	356	356	356
	82-Tran-Com	44	43	43	44	43	42	44	43	44	45	45	46
	84-Tran-Ind	41	41	41	43	41	40	40	39	40	39	39	39
	88-Tran-OPA	13	13	13	13	13	13	13	13	13	13	13	13
	Tran-IT-47	22	23	23	23	23	23	24	22	24	23	23	22
Gas Total		100,750	100,895	100,796	100,671	100,132	99,610	99,397	99,326	99,438	99,705	100,707	101,283
Gas + Electric Total *		243,970	244,384	244,043	243,898	243,094	242,355	232,310	242,705	242,661	243,771	244,811	245,881

*The same customer could have both gas and electric service causing the Gas + Electric Total to be inflated.

**Duke Energy Kentucky
Case No. 2020-00085
STAFF First Set of Data Requests
Date Received: June 23, 2020**

STAFF-DR-01-011

REQUEST:

Provide the total income received from late payment fees for:

- a. Each month in 2017;
- b. Each month in 2018;
- c. Each month in 2019; and
- d. Each month in 2020.

RESPONSE:

Please see STAFF-DR-01-011 Attachment.

PERSON RESPONSIBLE: Mitch Carmosino

Duke Energy Kentucky, Inc.
Total Income Received From Late Payment Fees

	<u>2020</u>	<u>2019</u>	<u>2018</u>	<u>2017</u>
JAN	\$225,996.51	\$285,189.27	\$222,701.12	\$202,790.50
FEB	\$271,246.01	\$270,175.27	\$367,636.18	\$280,680.15
MAR	\$127,572.18	\$241,700.93	\$229,689.39	\$136,214.90
APR		\$189,475.21	\$148,368.54	\$184,246.69
MAY		\$162,015.51	\$193,435.71	\$111,870.00
JUN		\$120,091.03	\$137,502.68	\$108,097.64
JUL		\$183,891.81	\$231,063.12	\$198,727.85
AUG		\$198,709.07	\$204,490.12	\$226,992.31
SEP		\$168,920.39	\$211,743.31	\$177,361.29
OCT		\$189,181.68	\$209,071.06	\$139,364.80
NOV		\$179,516.00	\$163,829.15	\$128,092.98
DEC		\$272,513.04	\$346,116.38	\$207,376.64

**Duke Energy Kentucky
Case No. 2020-00085
STAFF First Set of Data Requests
Date Received: June 23, 2020**

STAFF-DR-01-012

REQUEST:

Quantify the amount of late payment fees the utility would have assessed since March 16, 2020, absent the Commission's directive.

RESPONSE:

Please see STAFF-DR-01-012 Attachment.

PERSON RESPONSIBLE: Mitch Carmosino

Duke Energy Kentucky, Inc.
Non-Assessed Late Payment Fees Since March 16, 2020

<u>March</u>	<u>April</u>	<u>May</u>	<u>Total</u>
\$88,822	\$423,116	\$347,404	\$859,342

**Duke Energy Kentucky
Case No. 2020-00085
STAFF First Set of Data Requests
Date Received: June 23, 2020**

STAFF-DR-01-013

REQUEST:

Provide copies of all general communication provided to customers regarding arrearages, late payments, payment plans, etc. since March 16, 2020. Customer-specific communication is excluded from this request.

RESPONSE:

Please see STAFF-DR-01-013 Attachment.

PERSON RESPONSIBLE: Barbara A. Higgins

From: Duke Energy Business Team <email@dukeenergybusiness.messages2.com>
Sent: Friday, March 13, 2020 7:27 PM
To: [REDACTED]
Subject: Test - Important update: COVID-19 (SMB-DE)

This EXTERNAL email is originating from a third-party provider that conducts business on behalf of Duke Energy. Please continue to be vigilant when handling email.

You're receiving this email as a test email. Some contents may not display or behave properly.



An important coronavirus update: The steps we're taking to help ensure reliability.

As a provider of an essential service, we are determined to continue delivering the reliable power you need while helping to protect the health and well-being of our community. Since some customers may be facing unusual financial hardships, we are suspending disconnects for nonpayment effective immediately. This applies to all home and business accounts in Florida, Indiana, Kentucky, North Carolina, Ohio, and South Carolina.

If you have other customer service-related needs, we can help. You can perform many customer service functions [online](#), through our automated voice system or via our mobile app. These are also good ways to stay up

to date with the latest information from our company as the impacts of COVID-19 unfold.

We're closely monitoring the guidance from the World Health Organization and the Centers for Disease Control and Prevention, and from our industry peers and government agencies. Based on their input, we're implementing preventive measures to help keep our employees and others as safe as possible from the spread of the virus. We have implemented travel restrictions and are allowing employees to work in alternative ways to reduce close interaction with others. Our employees who interact with customers will be maintaining a safe distance and using enhanced protective wear.

We're also proactively taking steps to help ensure the stability and continuity of our operations, including resource and supply chain planning. Delivering reliable power is our responsibility – and our commitment to you. As this situation develops, we will continue to evaluate and adapt our business continuity plans to meet this commitment.

You can continue to stay up to date on the latest information about our response and preparations for the virus on our [website](#).

Thank you,

Duke Energy Business Team



[Unsubscribe](#) | [Privacy Policy](#) | [View in Browser](#) | [duke-energy.com](#)

Duke Energy | 550 South Tryon Street | Charlotte, NC 28202

© Duke Energy Corporation. All Rights Reserved.

From: Duke Energy <email@dukeenergyresidential.messages2.com>
Sent: Friday, March 13, 2020 6:19 PM
To: [REDACTED]
Subject: Test - Important update: COVID-19

This EXTERNAL email is originating from a third-party provider that conducts business on behalf of Duke Energy. Please continue to be vigilant when handling email.

You're receiving this email as a test email. Some contents may not display or behave properly.



An important coronavirus update: The steps we're taking to help ensure reliability.

As a provider of an essential service, we are determined to continue delivering the reliable power you need while helping to protect the health and well-being of our community. Since some customers may be facing unusual financial hardships, we are suspending disconnections for nonpayment effective immediately. This applies to all home and business accounts in Florida, Indiana, Kentucky, North Carolina, Ohio and South Carolina.

If you have other customer service-related needs, we can help. You can perform nearly all customer service functions [online](#), through our automated voice system or via our mobile app. These are also good

ways to stay up to date with the latest information from our company as the impacts of COVID-19 unfold.

We're closely monitoring the guidance from the World Health Organization and the Centers for Disease Control and Prevention, and from our industry peers and government agencies. Based on their input, we're implementing preventive measures to help keep our employees and others as safe as possible from the spread of the virus. We have implemented travel restrictions, and are allowing employees to work in alternative ways to reduce close interaction with others. Our employees who interact with customers will be maintaining a safe distance and using enhanced protective wear.

We're also proactively taking steps to help ensure the stability and continuity of our operations, including resource and supply chain planning. Delivering reliable power is our responsibility – and our commitment to you. As this situation develops, we will continue to evaluate and adapt our business continuity plans to meet this commitment.

You can continue to stay up to date on the latest information about our response and preparations for the virus on our [website](#).

Thank you,

Duke Energy



[Unsubscribe](#) | [Privacy Policy](#) | [View in Browser](#) | [duke-energy.com](#)

Duke Energy | 550 South Tryon Street | Charlotte, NC 28202

© Duke Energy Copyright. All Rights Reserved.

[REDACTED]

From: [REDACTED]
Sent: Thursday, March 19, 2020 4:09 PM
To: [REDACTED]
Subject: FW: Test - Customer assistance during COVID-19

[REDACTED]

From: Duke Energy <email@dukeenergyresidential.messages2.com>
Sent: Thursday, March 19, 2020 3:38 PM
To: [REDACTED]
Subject: Test - Customer assistance during COVID-19

This EXTERNAL email is originating from a third-party provider that conducts business on behalf of Duke Energy. Please continue to be vigilant when handling email.

You're receiving this email as a test email. Some contents may not display or behave properly.



Important COVID-19 updates

Our highest responsibility to you is the delivery of reliable electric service. That's always important, but never more so than now as we navigate this unprecedented time together.

Beyond that, we are committed to finding additional ways to help protect and serve the whole community, and especially those who are most vulnerable. Here's some of what we're doing.

Financial relief

We understand that many customers may be facing unexpected financial hardships. To help, we have suspended disconnections for nonpayment for home and business accounts during this time. Effective March 21, we will waive all fees for late payments and returned checks, and for credit or debit card payments for residential accounts. In addition, we are relaxing our usual timelines for payment arrangements. Customers who were recently disconnected can [contact us](#) to make arrangements for service restoration.

We still encourage you to stay as current as you can with your payments. This helps you avoid building up a large balance for later and it helps support those in your community who need financial assistance the most.

To help our employees, customers and communities in this challenging time, the Duke Energy Foundation is providing \$1.3 million in assistance across the seven states we serve. This money will be distributed through local nonprofits to help feed the hungry and support other needs of those affected by the pandemic.

Precautions for face-to-face interactions

In an effort to help reduce the spread of COVID-19, we are taking extra precautions with in-person customer meetings and interactions. Our employees may ask a series of questions before entering your home or facility. They may also wear special protective clothing and ask that you help them maintain a distance of at least 6 feet. Remember also that our employees and contractors will always have [proper identification](#).

Alternative solutions for customer services

While you can still call to speak to a customer service representative, you will be able to find nearly all you need by visiting our [website](#) or downloading our mobile app. You can view and pay bills, start and stop

service, learn about special assistance, manage your account and much more.

We will continue to look for ways to help you negotiate these difficult times. You can keep up with our preparations as circumstances change by visiting dukeenergyupdates.com.

Stay healthy and safe,

Barbara Higgins,
Chief Customer Officer
Duke Energy



[Unsubscribe](#) | [Privacy Policy](#) | [View in Browser](#) | duke-energy.com

Duke Energy | 550 South Tryon Street | Charlotte, NC 28202

© Duke Energy Copyright. All Rights Reserved.

From: Duke Energy Business Team <email@dukeenergybusiness.messages2.com>
Sent: Thursday, March 19, 2020 3:07 PM
To: [REDACTED]
Subject: Test - Customer assistance during COVID-19 (DE)

This EXTERNAL email is originating from a third-party provider that conducts business on behalf of Duke Energy. Please continue to be vigilant when handling email.

You're receiving this email as a test email. Some contents may not display or behave properly.



Important COVID-19 updates

Our highest responsibility to you and your business is the delivery of reliable electric service. That's always important, but never more so than now as we navigate this challenging time together.

Beyond that, we are committed to finding additional ways to help protect and serve the whole community, and especially those businesses that are most heavily impacted. Here's some of what we're doing:

Financial relief

We understand that many businesses may be facing unexpected financial hardships. In addition to suspending disconnections for non-payment during this time, effective March 21, we have waived all late payment fees and fees for returned checks. Customers who were recently disconnected can [contact us](#) to make arrangements for service restoration.

We continue to encourage customers to stay as current with payments as possible to avoid building up large balances for later. In addition, we are relaxing our usual timelines for payment arrangements to help those affected better manage their bills.

For additional information about financial assistance for small and medium businesses in your state, see **Business Resources** on dukeenergyupdates.com.

Contributions to our communities

To help our employees, customers and communities in this challenging time, the Duke Energy Foundation is providing \$1.3 million in assistance across the seven states we serve. This money will be distributed through local nonprofits to help feed the hungry and support other needs of those affected by the pandemic.

Precautions for face-to-face interactions

To help reduce the spread of COVID-19, we are taking extra precautions with in-person customer meetings and interactions. Our employees may ask a series of questions before entering your business or facility. They may also wear special protective clothing and ask that you help them maintain a distance of at least 6 feet. Remember also that our employees and contractors will always have [proper identification](#).

Alternative solutions for customer services

While you can still call to speak to a customer service representative, you are able to find nearly all you need by visiting our [website](#) or downloading our mobile app. You can view and pay bills, start and stop service, learn about special assistance, manage your account and much more.

We will continue to look for ways to help our customers negotiate these difficult times. You can keep up with our preparations as circumstances change by visiting dukeenergyupdates.com.

Stay healthy and safe,

Barbara Higgins,
Chief Customer Officer
Duke Energy



[Unsubscribe](#) | [Privacy Policy](#) | [View in Browser](#) | [duke-energy.com](#)

[Duke Energy](#) | [550 South Tryon Street](#) | [Charlotte, NC 28202](#)

© Duke Energy Corporation. All Rights Reserved.

From: Duke Energy <email@dukeenergyresidential.messages2.com>
Sent: Tuesday, March 24, 2020 4:45 PM
To: [REDACTED]
Subject: Test - Important COVID-19 updates for our community agencies

This EXTERNAL email is originating from a third-party provider that conducts business on behalf of Duke Energy. Please continue to be vigilant when handling email.

You're receiving this email as a test email. Some contents may not display or behave properly.



Important COVID-19 updates

We always appreciate the vital role you play in supporting Duke Energy customers, but never more than now as we face this unprecedented time together.

We are working hard to find additional ways to help protect and serve the whole community during this pandemic, especially those who are most vulnerable. Here's some of what we're doing.

Suspending Disconnections

We understand that many customers may be facing unexpected financial hardships. To help, we have suspended disconnections for nonpayment starting on March 13. This means that customers' accounts will not show a disconnection status. However, you can verify their past-due amount by calling the appropriate dedicated agency number listed below.

Waiving Late Fees

Effective March 21, we have waived all fees for late payments and returned checks, and for credit or debit card payments, for residential accounts. In addition, we are relaxing our usual timelines for payment arrangements.

We are encouraging customers to stay as current as they can with their payments. This will help them avoid building a large balance for later, which could pose additional hardships.

Thank you again for being one of our valued community partners. Please know that we will continue to look for ways to support you, our customers and the larger community as we navigate this challenging time together.

Duke Energy's Dedicated Community Agency Phone Numbers

Duke Energy Carolinas, Indiana, Ohio and Kentucky
800.241.3194

Duke Energy Progress
888.829.9522

Duke Energy Florida
888.634.4354



[Unsubscribe](#) | [Privacy Policy](#) | [View in Browser](#) | [duke-energy.com](#)

Duke Energy | 550 South Tryon Street | Charlotte, NC 28202

© Duke Energy Copyright. All Rights Reserved.





[View as Web Page](#)

ENERGY TODAY

Your leading source for **Duke Energy** business solutions.

APRIL 2020



A Letter from Your Duke Energy State President

As the COVID-19 virus takes a toll on the health and well-being of our nation, I'm encouraged by the spirit and resolve of our region. At Duke Energy, we feel a heightened sense of urgency because our utility service is critical to every hospital, essential business and home across our region.—Amy Spiller

[Read more](#)

In this issue:

[A Letter from Your Duke Energy State President](#)

[View Features of Our New Bill Design](#)

[Business Downtime: Steps to Saving Energy and Money](#)

[Emergency Planning: Keeping Ahead of the Storm](#)



View Features of Our New Bill Design

We're making it easier to do business with us with a redesigned bill coming soon.

[Take a look](#)



**Introducing
Outage Alerts**

You now have a way
to enroll and manage
your outage notifications.

[REGISTER NOW](#)



Business Downtime: Steps to Saving Energy and Money

Temporarily closing or reducing operations? Take some time to save energy and money.

[Read More](#)



Emergency Planning: Keeping Ahead of the Storm

Sudden storms and extreme weather can endanger staff and damage your facility. Are you prepared?

[Read More](#)

Money
doesn't grow
on trees.



Save on
energy-efficient
items from
the Business
Savings Store.

[START SAVING](#)

BUILDING A SMARTER ENERGY FUTURE™

[Unsubscribe](#) | [Privacy Policy](#) | www.dukeenergy.com

This message was sent by Duke Energy – 550 South Tryon Street Charlotte, NC 28202





Powering
Business

Laura Sheets
Duke Energy Small & Medium Business
Solutions Director, Kentucky



Customer Service
[Contact](#)



In this issue:
APRIL 2020

[You Can Count on Duke Energy to Be Here for You](#)

[Business Downtime: Steps to Saving Energy and Money](#)

[View Features of Our New Bill Design](#)

[Stay Alert to Scams](#)

You Can Count on Duke Energy to Be Here for You

As the COVID-19 virus takes a toll on the health and well-being of our nation, I'm encouraged by the spirit and resolve of our region. At Duke Energy, we feel a heightened sense of urgency because our utility service is critical to every hospital, essential business and home across our region.—Amy Spiller

[Read more](#)



Business Downtime: Steps to Saving Energy and Money

Temporarily closing or reducing operations? Take some time to

save energy and money.

[Read more](#)



View Features of Our New Bill Design

We're making it easier to do business with us with a redesigned bill coming soon.

[Take a look](#)



Stay Alert to Scams

Sadly, we all must stay alert to the possibility of criminal activity, especially during times of uncertainty.

[Read more](#)

[Unsubscribe](#) | [Privacy Policy](#) | www.dukeenergy.com

This message was sent by Duke Energy – 550 South Tryon Street Charlotte NC 28202





From: Duke Energy <email@dukeenergyresidential.messages2.com>
Sent: Saturday, April 18, 2020 11:28 AM
To: [Redacted]
Subject: Seed - Newsletter: Here for you during COVID-19

This EXTERNAL email is originating from a third-party provider that conducts business on behalf of Duke Energy. Please continue to be vigilant when handling email.

You're receiving this email as a seed contact. Some contents may not display or behave properly.



APRIL NEWSLETTER



A Letter from Your State President

As the COVID-19 virus takes a toll on the health and well-being of our nation, I'm encouraged by the spirit and resolve of our region.

[FULL LETTER](#)



Spring Cleaning Can Pay Off!

Tackle your to-do list now so you have time to do the fun stuff later.

[GET STARTED](#)



No Oven (or Stovetop) Needed!

Serving mac and cheese again for dinner? Mix it up with these energy-saving recipes that you can make using appliances around your home.

[GET COOKING](#)



Spot the Savings

Whether your living room, kitchen or dining room has become your new home office, energy wasters could be lurking throughout your home. Can you find all potential savings in this 360-degree video?

[START EXPLORING](#)

BOREDOM BUSTERS



Get e-SMART!

Free online learning resource that teaches kids how to stay safe around electricity with fun games, quizzes, kid-friendly tips and more!



Need a new book?

Cozy up and join George as he learns about what it takes to power a city. Get the free e-book today!



Fun Experiments!

Looking to keep your kids excited about learning? Try these three energy experiments that use common items found around your home.

RESOURCE AND TOOLS CENTER



Simplify Your Mailbox

Switch to Paperless Billing and get your bill faster, budget more easily and pay online for FREE with your bank account.

[GO PAPERLESS](#)



Stay Informed

Spending more time at home? Keep an eye on how much energy your household is using and avoid bill surprises.

[LEARN HOW](#)



Storm Center

Weather can be unpredictable. Stay safe and informed during this season.

[STAY PREPARED](#)

Updates from
Duke Energy

COVID-19 

COVID-19 Updates

We are committed to our customers, employees and communities during the COVID-19 pandemic.

[GET UPDATES](#)

BUILDING A SMARTER ENERGY FUTURE®



[Unsubscribe](#) | [Privacy Policy](#) | [View in Browser](#) | [duke-energy.com](#)

[Duke Energy](#) | [550 South Tryon Street](#) | [Charlotte, NC 28202](#)

© Duke Energy Corporation. All Rights Reserved.

From: Duke Energy <email@dukeenergyresidential.messages2.com>
Sent: Wednesday, April 1, 2020 4:04 PM
To: [REDACTED]
Subject: Test - COVID-19 update – keeping you informed

This EXTERNAL email is originating from a third-party provider that conducts business on behalf of Duke Energy. Please continue to be vigilant when handling email.

You're receiving this email as a test email. Some contents may not display or behave properly.



Staying connected even when apart

COVID-19 has brought many changes to our communities, affecting the ways we live, work and interact. But throughout these changes, one thing has stayed constant: Our determination to serve you and your energy needs in a safe manner.

Working in your community

As one of the many essential services responding to this national emergency, our work continues – even in those areas with stay-at-home ordinances. You may still see some of our field technicians working in and around your neighborhood. Their work is helping to ensure that residential communities, businesses and critical facilities have the power they need throughout this time.

As a precaution, **if you do see our workers, please avoid approaching them and their work areas. If there is a need to speak with them, be aware that they will be maintaining at least 6 feet of separation.** We'll also be

keeping this recommended distance anytime direct interaction for essential services is required on customer properties, inside homes and businesses, consistent with CDC and other public health guidelines.

Financial relief for customers

We realize that many of our customers are facing unusual financial hardships as a result of the pandemic. That's why we've taken several measures to help lessen the strain on those most vulnerable. We've suspended disconnections for nonpayment and we're waiving fees for late payments, credit card payments and walk-in pay centers. We've also relaxed our timelines for payment extensions.

We encourage all customers to stay as current as possible with their payments to avoid building up a large balance that may be difficult to manage later. **If you or anyone you know needs help paying, a number of assistance programs may also be available.**

Finally, if spending more time at home is affecting your budget, consider these quick tips to help keep energy use in check:

- Wash full laundry loads rather than multiple, small loads. You'll save water, detergent and energy.
- Cover liquids and wrap foods before putting them in the refrigerator. Uncovered foods release moisture and force your appliance's compressor to work harder.
- Choose "sleep" over "screen save." While effective in preserving your computer monitor, screen savers require the same amount of energy as when a computer is in full use.

Throughout this challenging time, we will continue to provide you with [more energy saving](#) ideas and ways to save. And remember, customers with smart meters can monitor their [daily consumption](#) online to gain better insight into new usage patterns.

Customer Service

You can take care of most routine service and account issues via our automated phone system and pay your bill [online](#) or through our [mobile app](#).

If you have a more complex issue and need to speak with a customer service representative, we are available to help you Monday through Friday from 7 a.m. to 7 p.m. In an effort to keep our employees healthy and safe without compromising availability, our specialists are now working remotely and are able to provide all the same services as usual.

Stay Alert to Scams

Sadly, we all must [stay alert](#) to the possibility of criminal activity, especially during times of uncertainty. Remember that Duke Energy never asks for personal information over the phone and never demands payment using money orders or gift cards. **If you are unsure if a call or visit is legitimate, hang up or decline service and call us directly.**

We will continue to look for ways to help you negotiate these difficult times. You can keep up with our preparations as circumstances change by visiting [dukeenergyupdates.com](#).

Stay healthy and safe,

Barbara Higgins,
Chief Customer Officer
Duke Energy



© Duke Energy Copyright. All Rights Reserved.



[REDACTED]

From: [REDACTED]
Sent: Wednesday, June 24, 2020 3:10 PM
To: [REDACTED]
Subject: FW: Test - COVID-19 update – keeping you informed

From: Duke Energy Business Team <email@dukeenergybusiness.messages2.com>
Sent: Thursday, April 2, 2020 3:17 PM
To: [REDACTED]
Subject: Test - COVID-19 update – keeping you informed

This EXTERNAL email is originating from a third-party provider that conducts business on behalf of Duke Energy. Please continue to be vigilant when handling email.

You're receiving this email as a test email. Some contents may not display or behave properly.



Staying connected with our business community

The COVID-19 emergency has brought many disruptive changes to those that make up our communities, but few more significant than to business owners who are navigating both personal and professional impacts. Whether it's reducing business hours, enduring temporary closures or scrambling to find new ways to operate, the pandemic has created a trying time for many.

Through all of the change, you can count on Duke Energy's commitment to reliably serve your energy needs in a safe manner.

Financial relief

We realize that many of our customers are facing unusual financial hardships as a result of the pandemic. That's why we've taken several measures to help lessen the strain on those most impacted.

We've suspended disconnections for nonpayment and waived fees for late payments. We've also relaxed our timelines for payment extensions.

You may be experiencing changes in cash flow. Please stay as current as possible with payments to avoid accumulating a large balance that may be harder to manage later. You can find several business resources and assistance options on our COVID-19 website if you are experiencing difficulties at this time.

We understand that many may be experiencing changes in cash flow. Please stay as current as possible with payments to avoid accumulating a large balance that may be harder to manage later. You can find several [business resources](#) and assistance options on our COVID-19 [website](#) if you are experiencing difficulties at this time.

Stay Alert to Scams

Sadly, we all must [stay alert](#) to the possibility of criminal activity, especially during times of uncertainty. Remember that Duke Energy never asks for personal or detailed business information over the phone and never demands immediate payment using money orders or gift cards. If you are unsure if a call or visit is legitimate, hang up or decline service and call us directly.

Customer Service

You can take care of many routine service and account issues via our automated phone system, [online](#) or through our [mobile app](#).

If you have a more complex issue and need to speak with a [customer service](#) representative, we are available to help you Monday through Friday from 7 a.m. to 7 p.m.

We will continue to look for ways to help you negotiate these difficult times and understand how essential small businesses are to keeping our communities vital. You can keep up with our preparations as circumstances change by visiting dukeenergyupdates.com.

Stay healthy and safe,

Barbara Higgins
Chief Customer Officer
Duke Energy



[Unsubscribe](#) | [Privacy Policy](#) | [View in Browser](#) | duke-energy.com

Duke Energy | 550 South Tryon Street | Charlotte, NC 28202

© Duke Energy Corporation. All Rights Reserved.

Main idea:

Be prepared for the possibility of severe storms this Spring

Image costs:

\$0

Job number:

200533

Jurisdiction:

DEC

Subject Lines / Preheader text:

SL: Spring is coming. So are the storms.

PH: Prepare now to help lessen the effects severe weather may have on your business. We have some planning tips to help.



Powering Business



Make plans now to help prepare for spring's pop-up storms.

The seasonal shift to spring brings an increased risk of severe storms that seem to appear with just a moment's notice.

Staying informed and being proactive are two ways to help you weather the upcoming storm season.

[WATCH VIDEO](#)

Here are a few steps to help you plan ahead:



MAKE A PLAN

Be sure your business has a plan to get alerts, take shelter and stay in touch. Learn ways to be ready for any disaster.



PREPARE FOR STORMS

Know what you need to do before, during and after a storm to help keep yourself and those around you safe.



STORM SAFETY BROCHURE

Download our "Weathering the storm" brochure to keep storm safety information and tips on hand.




OUTAGE MAP

Become familiar with our new outage map, with features to report, view and track current outages.

As a part of this community and as a provider of an essential service, we are determined to continue delivering the reliable power you need while helping to protect the health and safety of our employees, neighbors and everyone around us. Learn more about our response to COVID-19 at dukeenergyupdates.com.

BUILDING A SMARTER ENERGY FUTURE™



[Unsubscribe](#) | [Privacy Policy](#) | [View in Browser](#) | duke-energy.com

Duke Energy | 550 South Tryon Street | Charlotte, NC 28202

© Duke Energy Corporation. All Rights Reserved.

Links:

Button: <https://illumination.duke-energy.com/articles/what-to-do-to-stay-safe-in-a-thunderstorm>

Plan: SMB - <https://www.ready.gov/business>

Prepare: SMB - <https://www.duke-energy.com/safety-and-preparedness/storm-center-business>

Brochure:

North Carolina (DEC): https://www.duke-energy.com/_/media/pdfs/customer-landing-pages/storm-safety-brochuredec.pdf?la=en

South Carolina (DEC): https://www.duke-energy.com/_/media/pdfs/customer-landing-pages/storm-safety-brochuredec.pdf?la=en

Map: RES and SMB: <https://www.duke-energy.com/outagemap>

Alt-tags:

Hero:

Main idea:

Be prepared for the possibility of severe storms this Spring

Image costs:

\$0

Job number:

200533

Jurisdiction:

DEP

Subject Lines / Preheader text:

SL: Spring is coming. So are the storms.

PH: Prepare now to help lessen the effects severe weather may have on your business. We have some planning tips to help.



Powering
Business



ARE YOU READY?

Make plans now to help prepare for spring's pop-up storms.

The seasonal shift to spring brings an increased risk of severe storms that seem to appear with just a moment's notice.

Staying informed and being proactive are two ways to help you weather the upcoming storm season.

[WATCH VIDEO](#)

Here are a few steps to help you plan ahead:



MAKE A PLAN

Be sure your business has a plan to get alerts, take shelter and stay in touch. Learn ways to be ready for any disaster.



PREPARE FOR STORMS

Know what you need to do before, during and after a storm to help keep yourself and those around you safe.



STORM SAFETY BROCHURE

Download our "Weathering the storm" brochure to keep storm safety information and tips on hand.




OUTAGE MAP

Become familiar with our new outage map, with features to report, view and track current outages.

As a part of this community and as a provider of an essential service, we are determined to continue delivering the reliable power you need while helping to protect the health and safety of our employees, neighbors and everyone around us. Learn more about our response to COVID-19 at [dukeenergyupdates.com](https://www.dukeenergyupdates.com).

BUILDING A SMARTER ENERGY FUTURE™



[Unsubscribe](#) | [Privacy Policy](#) | [View in Browser](#) | [duke-energy.com](https://www.duke-energy.com)

Duke Energy | 550 South Tryon Street | Charlotte, NC 28202

© Duke Energy Corporation. All Rights Reserved.

Links:

Button: <https://illumination.duke-energy.com/articles/what-to-do-to-stay-safe-in-a-thunderstorm>

Plan: SMB - <https://www.ready.gov/business>

Prepare: SMB - <https://www.duke-energy.com/safety-and-preparedness/storm-center-business>

Brochure:

North Carolina (DEP): https://www.duke-energy.com/_/media/pdfs/customer-landing-pages/storm-safety-brochuredep.pdf?la=en

South Carolina (DEP): https://www.duke-energy.com/_/media/pdfs/customer-landing-pages/storm-safety-brochuredep.pdf?la=en

Map: RES and SMB: <https://www.duke-energy.com/outagemap>

Alt-tags:

Hero:

Main idea:

Be prepared for the possibility of severe storms this Spring

Image costs:

\$0

Job number:

200533

Jurisdiction:

DEF

Subject Lines / Preheader text:

SL: Spring is coming. So are the storms.

PH: Prepare now to help lessen the effects severe weather may have on your business. We have some planning tips to help.



Powering Business



Make plans now to help prepare for spring's pop-up storms.

The seasonal shift to spring brings an increased risk of severe storms that seem to appear with just a moment's notice.

Staying informed and being proactive are two ways to help you weather the upcoming storm season.

WATCH VIDEO

Here are a few steps to help you plan ahead:



MAKE A PLAN

Be sure your business has a plan to get alerts, take shelter and stay in touch. Learn ways to be ready for any disaster.



PREPARE FOR STORMS

Know what you need to do before, during and after a storm to help keep yourself and those around you safe.



STORM SAFETY BROCHURE

Download our "Weathering the storm" brochure to keep storm safety information and tips on hand.




OUTAGE MAP

Become familiar with our new outage map, with features to report, view and track current outages.

As a part of this community and as a provider of an essential service, we are determined to continue delivering the reliable power you need while helping to protect the health and safety of our employees, neighbors and everyone around us. Learn more about our response to COVID-19 at dukeenergyupdates.com.

BUILDING A SMARTER ENERGY FUTURE™



[Unsubscribe](#) | [Privacy Policy](#) | [View in Browser](#) | duke-energy.com

Duke Energy | 550 South Tryon Street | Charlotte, NC 28202

© Duke Energy Corporation. All Rights Reserved.

Links:

Button: <https://illumination.duke-energy.com/articles/what-to-do-to-stay-safe-in-a-thunderstorm>

Plan: SMB - <https://www.ready.gov/business>

Prepare: SMB - <https://www.duke-energy.com/safety-and-preparedness/storm-center-business>

Brochure: https://www.duke-energy.com/_/media/pdfs/customer-landing-pages/storm-safety-florida-english.pdf?la=en

Map: RES and SMB: <https://www.duke-energy.com/outagemap>

Alt-tags:

Hero:

Main idea:

Be prepared for the possibility of severe storms this Spring

Image costs:

\$0

Job number:

200533

Jurisdiction:

DEI

Subject Lines / Preheader text:

SL: Spring is coming. So are the storms.

PH: Prepare now to help lessen the effects severe weather may have on your business. We have some planning tips to help.



Powering
Business



Make plans now to help prepare for spring's pop-up storms.

The seasonal shift to spring brings an increased risk of severe storms that seem to appear with just a moment's notice.

Staying informed and being proactive are two ways to help you weather the upcoming storm season.

[WATCH VIDEO](#)

Here are a few steps to help you plan ahead:



MAKE A PLAN

Be sure your business has a plan to get alerts, take shelter and stay in touch. Learn ways to be ready for any disaster.



PREPARE FOR STORMS

Know what you need to do before, during and after a storm to help keep yourself and those around you safe.



STORM SAFETY BROCHURE

Download our "Weathering the storm" brochure to keep storm safety information and tips on hand.




OUTAGE MAP

Become familiar with our new outage map, with features to report, view and track current outages.

As a part of this community and as a provider of an essential service, we are determined to continue delivering the reliable power you need while helping to protect the health and safety of our employees, neighbors and everyone around us. Learn more about our response to COVID-19 at dukeenergyupdates.com.

BUILDING A SMARTER ENERGY FUTURE™



[Unsubscribe](#) | [Privacy Policy](#) | [View in Browser](#) | duke-energy.com

Duke Energy | 550 South Tryon Street | Charlotte, NC 28202

© Duke Energy Corporation. All Rights Reserved.

Links:

Button: <https://illumination.duke-energy.com/articles/what-to-do-to-stay-safe-in-a-thunderstorm>

Plan: SMB - <https://www.ready.gov/business>

Prepare: SMB - <https://www.duke-energy.com/safety-and-preparedness/storm-center-business>

Brochure: https://www.duke-energy.com/_/media/pdfs/customer-landing-pages/storm-safety-brochure-indiana.pdf?la=en

Map: RES and SMB: <https://www.duke-energy.com/outagemap>

Alt-tags:

Hero:

From: Duke Energy <email@dukeenergyresidential.messages2.com>
Sent: Friday, May 22, 2020 2:00 PM
To: [REDACTED]
Subject: Seed - Newsletter: Temperatures may be rising, but we're here to help you save

This EXTERNAL email is originating from a third-party provider that conducts business on behalf of Duke Energy. Please continue to be vigilant when handling email.

You're receiving this email as a seed contact. Some contents may not display or behave properly.



MAY NEWSLETTER



A Message from Your State President

As our states gradually begin to ease restrictions and return to a new normal, we remain committed to supporting those in need.

[READ MORE](#)



Lower Your Bill by Taking the Indoors Outside

Spending more time cooped up inside? Enjoy the fresh air while saving money on your energy bill.

[FIND OUT MORE](#)



Are You Streaming the Smart Way?

Re-watching old favorites and bingeing the latest new releases? Check out these energy-saving streaming tips.

[READ MORE](#)



Are You Prepared for an Emergency?

Build your grab-and-go kit. If the unexpected hits, you will have all your essentials ready at a moment's notice.

[WHAT TO PACK](#)



No Oven (or Stovetop) Needed Recipes

Many of us are cooking more meals at home than ever before. Add these recipes to your menu for easy energy-efficient cooking.

[MORE RECIPES](#)



4 Things to Know About Our New Bill Design

View the redesigned layout and learn how it makes reading your bill easier.

[SEE NEW FEATURES](#)

BOREDOM BUSTERS



Play Energy-Saving BINGO

Save and shout BINGO! Complete these easy energy-saving tasks and see if you can fill a row or the whole card.



Marie's Electric Adventure!

Ready for another new book? Join Marie and her dog Einstein on a quest to find out why their night light went out.



Our Exotic Environment

Learn how one Duke Energy employee stumbled upon hundreds of Venus flytraps and how he saved them.

DON'T GET A SURPRISEBILL



Your Payment Choice

Times have changed and the way you want to pay your bill may have to change too. Choose from a variety of bill payment methods.

[PAY MY WAY](#)



Your Home Is a Busy Place

Being home more can mean an increased demand for energy. We have programs and services that can help avoid unexpected bills.

[MANAGE YOUR USE](#)



Don't Get a Surprise Bill

The weather is getting warmer and you may still be home more than usual. Keep an eye on how much energy you're using.

[STAY INFORMED](#)



How Can We Help?

During this time, it can be challenging to monitor and manage increased energy use. We have tools and programs that can help.

[LEARN MORE](#)

BUILDING A SMARTER ENERGY FUTURE®



[Unsubscribe](#) | [Privacy Policy](#) | [View in Browser](#) | [duke-energy.com](#)

[Duke Energy](#) | [550 South Tryon Street](#) | [Charlotte, NC 28202](#)

© Duke Energy Corporation. All Rights Reserved.

[REDACTED]

From: [REDACTED]
Sent: Wednesday, May 27, 2020 3:33 PM
To: [REDACTED]
Subject: FW: Back to Business: How to Safely Re-Open

*** Exercise caution. This is an EXTERNAL email. DO NOT open attachments or click links from unknown senders or unexpected email. ***

From: Duke Energy <duke@email.engagemsg.com>
Sent: Wednesday, May 27, 2020 10:03 AM
To: [REDACTED]
Subject: Back to Business: How to Safely Re-Open



Powering
Business

Laura Sheets
Duke Energy Small & Medium Business
Solutions Director, Kentucky





Customer Service
[Contact](#)



In this issue:
MAY 2020

[A Message from Your State President](#)

[Back to Business: How to Safely Re-Open](#)

[Monitor Your Energy and Save with My Account](#)

A Message from Your State President

As our states gradually begin to ease restrictions and return to a new normal, we remain committed to supporting those in need.

[Read more](#)



Back to Business: How to Safely Re-Open

These measures will help ensure the safety of your staff and customers as you start to re-open your business.

[Read more](#)



Monitor Your Energy and Save with My Account

Easily access your account information and track energy usage 24 hours a day.

[Read more](#)

[Unsubscribe](#) | [Privacy Policy](#) | www.duke-energy.com

This message was sent by Duke Energy – 550 South Tryon Street Charlotte NC 28202



This e-mail and any attachments are intended by Questline, Inc. for use only by the individual or entity to which it is addressed. This message may contain information that is privileged, confidential, and/or legally protected. It is not intended for transmission to, or receipt by anyone other than the addressee (or a person authorized to receive and deliver it to the named addressee). If you have received this transmission in error, please delete it from your system without copying or forwarding it, and notify the sender of the error by reply e-mail. Thank you.



From: Duke Energy <email@dukeenergyresidential.messages2.com>
Sent: Monday, May 4, 2020 12:56 PM
To: [REDACTED]
Subject: Seed - Prepare for pop-up spring storms!

This EXTERNAL email is originating from a third-party provider that conducts business on behalf of Duke Energy. Please continue to be vigilant when handling email.

You're receiving this email as a seed contact. Some contents may not display or behave properly.





ARE YOU READY?

Make plans now to help prepare for spring's pop-up storms.

The seasonal shift to spring brings an increased risk of severe storms that seem to appear with just a moment's notice.

Staying informed and being proactive are two ways to help you weather the upcoming storm season.

Participate in our live poll

What do you always keep handy for your storm emergency kit? (Make sure to stock up on the rest!)



Here are a few steps to help you plan ahead:



MAKE A PLAN

Be sure your family has a plan to get alerts, take shelter and stay in touch. Learn ways to be ready for any disaster.



PREPARE FOR STORMS

Know what you need to do before, during and after a storm to help keep yourself and those around you safe.



STORM SAFETY BROCHURE

Download our "Weathering the storm" brochure to keep storm safety information and tips on hand.



OUTAGE MAP

Become familiar with our new outage map, with features to report, view and track current outages.

As a part of this community and as a provider of an essential service, we are determined to continue delivering the reliable power you need while helping to protect the health and safety of our employees, neighbors and everyone around us. Learn more about our response to COVID-19 at dukeenergyupdates.com.

BUILDING A SMARTER ENERGY FUTURE[®]



[Unsubscribe](#) | [Privacy Policy](#) | [View in Browser](#) | duke-energy.com

Duke Energy | 550 South Tryon Street | Charlotte, NC 28202

© Duke Energy Corporation. All Rights Reserved.

From: Duke Energy <email@dukeenergyresidential.messages2.com>
Sent: Tuesday, May 12, 2020 2:36 PM
To: [REDACTED]
Subject: Test - Supporting you throughout this crisis

This EXTERNAL email is originating from a third-party provider that conducts business on behalf of Duke Energy. Please continue to be vigilant when handling email.

You're receiving this email as a test email. Some contents may not display or behave properly.



“Normal” Will Take Time

The signs of progress around us are encouraging. Some communities are relaxing aspects of the stay-at-home restrictions and certain workplaces are beginning to reopen. But at the same time, we understand that many of you are continuing to face significant financial hardships that will not resolve quickly or easily.

That's why we are continuing to leave services on regardless of past-due payments and waiving all late-payment fees, as well as fees for online and in-person payments.

Financial Help

We continue to encourage customers to pay what they can now to avoid building up a large balance that could be difficult to manage later. We also remain committed to supporting those most in need as our states gradually begin a return to normal and will be thoughtful as we do the

same, ensuring we provide our customers with extended payment options and extra time they may need during this crisis.

Managing Costs

We realize that spending considerably more time at home can lead to greater energy use and higher bills. Please refer to these [helpful tips](#) for ways to manage your energy usage.

Additional Assistance

To provide support across our communities, the Duke Energy Foundation has also made a variety of donations in each of the states we serve to [help support](#) local health and human services nonprofits, including those providing meals to children and families impacted by school closures.

Working in Your Community

Despite more relaxed local policies advancing in some areas, our commitment to your safety does not change. We will continue our practice of maintaining safe social distancing and encourage you to avoid approaching crews and their work sites as they ensure reliable service for your community.

This pandemic will have a lasting effect on many of us, part of which is still unknown. But we can assure you that our determination to help you through this will remain constant. To stay up to date with all our efforts, visit us online at dukeenergyupdates.com.

Thank you for being a Duke Energy customer. As always, we appreciate the opportunity to serve you and your community.



[Unsubscribe](#) | [Privacy Policy](#) | [View in Browser](#) | [duke-energy.com](#)

Duke Energy | 550 South Tryon Street | Charlotte, NC 28202

© Duke Energy Copyright. All Rights Reserved.



[REDACTED]

From: [REDACTED]
Sent: Tuesday, June 30, 2020 1:35 PM
To: [REDACTED]
Subject: FW: Test - Supporting businesses throughout the crisis

[REDACTED]

"A candle loses nothing by lighting another candle."—James Keller, a Roman Catholic priest in the Maryknoll Order

From: Duke Energy Business Team <email@dukeenergybusiness.messages2.com>
Sent: Thursday, May 14, 2020 11:20 AM
To: [REDACTED]
Subject: Test - Supporting businesses throughout the crisis

This EXTERNAL email is originating from a third-party provider that conducts business on behalf of Duke Energy. Please continue to be vigilant when handling email.

You're receiving this email as a test email. Some contents may not display or behave properly.



Supporting you throughout the crisis and beyond

The signs of progress around us are encouraging. Some communities are relaxing certain restrictions and many workplaces are beginning to

reopen. But we understand many of our business customers continue to face significant economic hardships that will not resolve quickly or easily.

That's why we still are not disconnecting service for those who find themselves behind on their bills. While we continue to encourage our customers to pay what they can now to avoid building up a large balance that could be difficult to manage later, we remain committed to supporting those most impacted as our areas gradually begin a return to normal. Extended payment arrangements will be offered to businesses that require more time to bring their balances current.

We also realize not all businesses are benefiting immediately from the phased approach being implemented; so, we have added [energy recommendations](#) for companies that remain closed. You will also find other useful information that can help with recovery under the [Business Resources](#) section at dukeenergyupdates.com. We will continue to update this section of our COVID-19 response as we have additional information.


To provide assistance across our communities, the Duke Energy Foundation has made a variety of donations in each of the states we serve to [help support](#) local charitable organizations, giving them the flexibility to use funding to address the immediate needs in their community and assist with general operating expenses incurred during the pandemic. Many of these donations have been given to organizations that specifically support local businesses.

We know the needs are great for many businesses across a number of industries, and we will continue to look for ways we can support our customers and communities throughout this crisis.

Thank you for being a Duke Energy customer. As always, we appreciate the opportunity to serve our business community.

Thank you,

Barbara Higgins
Chief Customer Officer



[Unsubscribe](#) | [Privacy Policy](#) | [View in Browser](#) | [duke-energy.com](#)

[Duke Energy](#) | [550 South Tryon Street](#) | [Charlotte, NC 28202](#)

© Duke Energy Corporation. All Rights Reserved.

Main idea:

Monitor and manage your energy use during the increased time at home to avoid high bill surprises.

Image costs:

\$35

Job number:

201320

Jurisdiction:

DEC, DEK, DEI, DEF

Subject Lines (37 characters max):

1. How to avoid high energy bill surprises
2. Monitor and manage your energy use

Preheader text (90 characters min):

Help avoid high energy bill surprises by monitoring, adjusting and managing your home's energy usage.

Animation notes:

There is no animation



Your home is a busy place.

These days, you rely on it for a lot.

More than just a place to live, our homes are working overtime lately as offices, classrooms and more. All this extra time at home can lead to higher energy use, which can lead to higher bills.

It can be challenging to monitor and manage this increased energy use, but we have tools to help you understand energy-efficient practices that can help avoid high bill surprises. See how a smart meter can help you monitor daily energy use.*

[WATCH VIDEO](#)

**Daily usage currently only available for customers with smart meters*

Top tips to help avoid high energy use and high bill surprises:



EFFICIENT APPLIANCE USE

Everyday appliances are working overtime lately. Save energy and money by adjusting how you use your appliances.



SMART HOME OFFICE HABITS

Learn how to make your new office or classroom more energy efficient by following some easy tips to save while working from home.



HIGH BILL AND USAGE ALERTS

Get updates about your energy usage and notifications when your bill is expected to be higher than normal.



ENERGY SAVINGS SOLUTIONS

Discover resources to help you save energy, protect your budget and make better energy decisions every day.

We understand increased home energy use is having an impact on our customers. We're here to help you find assistance programs to lessen the strain of higher energy bills.

As a part of this community and as a provider of an essential service, we are determined to continue delivering the reliable power you need while helping to protect the health and safety of our employees, neighbors and everyone around us. Learn more about our response to COVID-19 at dukeenergyupdates.com.

BUILDING A SMARTER ENERGY FUTURE*



[Unsubscribe](#) | [Privacy Policy](#) | [View in Browser](#) | duke-energy.com

Duke Energy | 550 South Tryon Street | Charlotte, NC 28202

© Duke Energy Corporation. All Rights Reserved.

Links:

Video: <https://youtu.be/Sqv6HKKtT2s>

EFFICIENT APPLIANCE USE: <https://www.duke-energy.com/energy-education/energy-savings-and-efficiency/home-appliance-tips>

SMART HOME OFFICE HABITS: <https://illumination.duke-energy.com/articles/10-easy-ways-to-save-energy-while-working-from-home>

HIGH BILL & USAGE ALERTS: https://www.duke-energy.com/home/billing/high-bill-usage-alerts?_ga=2.237925766.721231499.1589207223-1052075140.1584651194

HELPFUL RESOURCES: <https://www.duke-energy.com/home/products>

Programs available: <https://www.duke-energy.com/community/customer-assistance-programs>

Alt-tags:

Hero: Mom working from home on laptop with kid and dog.

Main idea:

Monitor and manage your energy use during the increased time at home to avoid high bill surprises.

Image costs:

\$35

Job number:

201320

Jurisdiction:

DEC, DEK, DEI, DEF

Subject Lines (37 characters max):

1. How to avoid high energy bill surprises
2. Monitor and manage your energy use

Preheader text (90 characters min):

Help avoid high energy bill surprises by monitoring, adjusting and managing your home's energy usage.

Animation notes:

There is no animation



Your home is a busy place.

These days, you rely on it for a lot.

More than just a place to live, our homes are working overtime lately as offices, classrooms and more. All this extra time at home can lead to higher energy use, which can lead to higher bills.

It can be challenging to monitor and manage this increased energy use, but we have tools to help you understand energy-efficient practices that can help avoid high bill surprises. See how a smart meter can help you monitor daily energy use.*

[WATCH VIDEO](#)

**Daily usage currently only available for customers with smart meters*

Top tips to help avoid high energy use and high bill surprises:



EFFICIENT APPLIANCE USE

Everyday appliances are working overtime lately. Save energy and money by adjusting how you use your appliances.



SMART HOME OFFICE HABITS

Learn how to make your new office or classroom more energy efficient by following some easy tips to save while working from home.



HIGH BILL AND USAGE ALERTS

Get updates about your energy usage and notifications when your bill is expected to be higher than normal.




ENERGY SAVINGS SOLUTIONS

Discover resources to help you save energy, protect your budget and make better energy decisions every day.

We understand increased home energy use is having an impact on our customers. We're here to help you find assistance programs to lessen the strain of higher energy bills.

As a part of this community and as a provider of an essential service, we are determined to continue delivering the reliable power you need while helping to protect the health and safety of our employees, neighbors and everyone around us. Learn more about our response to COVID-19 at dukeenergyupdates.com.

BUILDING A SMARTER ENERGY FUTURE*



[Unsubscribe](#) | [Privacy Policy](#) | [View in Browser](#) | duke-energy.com

Duke Energy | 550 South Tryon Street | Charlotte, NC 28202

© Duke Energy Corporation. All Rights Reserved.

Links:

Video: <https://youtu.be/Sqv6HKKt2s>

EFFICIENT APPLIANCE USE: <https://www.duke-energy.com/energy-education/energy-savings-and-efficiency/home-appliance-tips>

SMART HOME OFFICE HABITS: <https://illumination.duke-energy.com/articles/10-easy-ways-to-save-energy-while-working-from-home>

HIGH BILL & USAGE ALERTS: https://www.duke-energy.com/home/billing/high-bill-usage-alerts?_ga=2.237925766.721231499.1589207223-1052075140.1584651194

HELPFUL RESOURCES: <https://www.duke-energy.com/home/products>

Programs available: <https://www.duke-energy.com/community/customer-assistance-programs>

Alt-tags:

Hero: Mom working from home on laptop with kid and dog.



From: Duke Energy Usage Alerts <UsageAlerts@Duke-EnergyUsageAlert.com>
Sent: Thursday, May 21, 2020 8:25 PM
To: [Redacted]
Subject: Your projected electricity cost for 05/07 - 06/04

*** Exercise caution. This is an EXTERNAL email. DO NOT open attachments or click links from unknown senders or unexpected email. ***



SERVICE ADDRESS: [Redacted]

Your Projected Electricity Cost

05/07 to 06/04 Billing Cycle*

Projected:

● **\$157**

\$19 Below Avg

15 Days Left in
Billing Cycle

●
\$72
Spent as
of 05/19**

* Billing cycle dates may vary.

** Please note that the amount does not include state and local taxes and service charges associated with your account. Your actual total billed amount will be higher than the amount shown.



As a part of this community and as a provider of an essential service, we are determined to continue delivering the reliable power you need while helping to protect the health and safety of our employees, neighbors and everyone around us. Learn more about our response to COVID-19.

[GET UPDATES](#)




Great job!

Keep your projected bill low with these energy saving tips:

Use a smart power strip to save energy automatically!

Phantom energy drawn from plugged devices can inflate your bill. Replace older power strips with smart power strips to stop this. Find discounts on a variety of smart power



[SHOP NOW](#)

strips at our Online Savings Store.

Smart thermostats can help you save

Consider purchasing and installing a smart thermostat. Average savings could add up to 3% of your total energy costs. Find discounts on a variety of smart thermostats at our Online Savings Store.



[SHOP NOW](#)

Switch to LED lights

LED bulbs last three times as long as CFL bulbs, and they use a fraction of the energy. Get discounts up to 65% on a variety of ENERGY STAR[®] qualified LEDs and fixtures at many of the stores where you already shop.



[FIND A STORE](#)

Save big on lighting.

LED bulbs last three times as long as CFL bulbs, and they use a fraction of the energy. Shop our Online Savings Store for deep discounts on a variety of energy-efficient



LED bulbs for every room in
your home.

[SHOP NOW](#)

Want to setup personalized budget alerts? Want to receive them via text message?

Setup your budget now and sign-up to receive text messages

[MANAGE MY USAGE ALERTS](#)

Was this email useful?



Duke Energy
550 S Tryon St, Charlotte, NC 28202

[Privacy Policy](#)

[FAQs](#)

[Manage Preferences](#)

[Stop receiving Usage Alerts](#)

This is a post-only message. Please do not reply to this email, as we are unable to respond to messages sent to this address.



[View as Web Page](#)

ENERGY TODAY

Your leading source for **Duke Energy** business solutions.

JUNE 2020



5 Steps to Cool Summer Savings

Are your energy bills rising along with the mercury? Stay cool and comfortable with these cost-saving measures.

[Read more](#)



A Message from Your State President

As our states gradually begin to ease restrictions and return to a new normal, we remain committed to supporting those in need.

[Full Letter](#)

Business As Usual: Emergency Planning

In this issue:

[5 Steps to Cool Summer Savings](#)

[A Message from Your State President](#)

[Business As Usual: Emergency Planning](#)

[COVID-19 and HVAC: What You Should Know](#)



Scammers can seem legitimate.

Remember: Utilities will never DEMAND payment by phone to avoid an immediate service disconnect.

BE ALERT



Do you have a plan to keep your business running in an emergency?

[Read More](#)



COVID-19 and HVAC: What You Should Know

Can HVAC maintenance practices or system upgrades help reduce the risk of virus transmission?

[Find out](#)



Save Money and Energy

Win-win with products and services that reward you for being energy efficient.



[UNCOVER SAVINGS](#)

BUILDING A SMARTER ENERGY FUTURESM

[Unsubscribe](#) | [Privacy Policy](#) | www.dukeenergy.com

This message was sent by Duke Energy – 550 South Tryon Street Charlotte, NC 28202





Powering
Business

Customer Empowerment Director, Kentucky

Laura Sheets



5 Hidden Costs of Summer

If you look beyond air conditioning, you might find sources of undetected waste that are adding to your summer energy bills.

Take a look

Customer Service
[Contact](#)



In this issue:
JUNE 2020

[5 Hidden Costs of Summer](#)

[Solar Energy for Business: Answering Your Questions](#)

[Our Commitment to Social Justice and Racial Equality](#)

[Preview the New Bill](#)

[How Do They Do That? Geothermal Heat Pumps](#)



Solar Energy for Business: Answering Your Questions

Have questions about installing solar energy in your facility? You're not alone. Find out what others are asking.

Read more

Need an extended payment arrangement?

REQUEST PLAN



Our Commitment to Social Justice and Racial Equality

To our employees, customers and communities – we hear you. We see you. You are valued. We pledge to listen, learn and support each other within our company and community.

[Read more](#)



Chat with a Business Energy Advisor

Let's talk energy usage, review your rate and help lower your bill.

[GET STARTED](#)



Preview the New Bill

Be on the lookout for a new, simplified energy bill. Find key information and view account details with ease.

[Watch Video](#)



How Do They Do That? Geothermal Heat Pumps

Dig in and find out how geothermal heat pumps go underground to provide efficient heating and cooling.

[Take a look](#)

[Unsubscribe](#) | [Privacy Policy](#) | www.dukeenergy.com

This message was sent by Duke Energy – 550 South Tryon Street Charlotte NC 28202





From: Duke Energy <email@dukeenergyresidential.messages2.com>
Sent: Thursday, June 25, 2020 9:27 AM
To: [REDACTED]
Subject: [EXTERNAL] Test - Newsletter: Say hello to summer and energy-savings.

This EXTERNAL email is originating from a third-party provider that conducts business on behalf of Duke Energy. Please continue to be vigilant when handling email.

You're receiving this email as a test email. Some contents may not display or behave properly.



JUNE NEWSLETTER



FEATURE ARTICLE

Soak up the Summer Sunshine

Whether you're floating in the water, camping in the mountains, or simply picnicking in your backyard, here are some tips to maximize efficiency while enjoying the great outdoors.

GREAT OUTDOORS



The Power of Preparation

Summer storms are on the horizon. Here's what you need to know to be ready before, during and after stormy weather comes through.

BE PREPARED



Give a Gadget Gift

Summertime brings countless reasons to celebrate. Whatever the celebration, here are some smart and energy-efficient gift ideas for those special summer occasions.

[GIVE A GIFT](#)



New Technology Helps Protect Bats from Wind Turbines

With researchers and tech developers, Duke Energy helps develop the Bat Deterrent System.

[READ MORE](#)

TIPS, TOOLS AND OFFERS



Get the App

Stay on top of your energy usage and your bill.

[DOWNLOAD NOW](#)



Your Home Is a Busy Place

Being home more can mean an increased demand for energy. We have programs and services that can help avoid unexpected bills.

[MANAGE YOUR USE](#)

BUILDING A SMARTER ENERGY FUTURE®



[Unsubscribe](#) | [Privacy Policy](#) | [View in Browser](#) | [duke-energy.com](#)

Duke Energy | 550 South Tryon Street | Charlotte, NC 28202

© Duke Energy Corporation. All Rights Reserved.

From: Duke Energy <email@dukeenergyresidential.messages2.com>
Sent: Monday, June 29, 2020 8:31 AM
To: [REDACTED]
Subject: [EXTERNAL] Test - COVID-19: Our next phase

This EXTERNAL email is originating from a third-party provider that conducts business on behalf of Duke Energy. Please continue to be vigilant when handling email.

You're receiving this email as a test email. Some contents may not display or behave properly.



Here to help through the changes ahead

As our communities take careful and deliberate steps toward business as usual, we're doing the same. Here's what you can expect as we move into this next phase together.

Additional time

We realize that the financial impact of the pandemic is far from over. That's why we're taking a gradual approach, giving those customers who need extra time an opportunity to reach out for assistance.

The Public Utilities Commission of Ohio is considering our request to resume regular credit practices with the August billing period, keeping disconnections for nonpayment and late payment fees suspended until September. We will continue to waive fees for credit card and walk-in payments for residential customers through October.

Extended payment arrangements

We're also here to help anyone who may still need time after normal policies are reinstated. Many customers have already taken advantage of relaxed installment plans that allow them to catch up on their energy bill over time. Customers still facing economic hardship can request an extended payment arrangement quickly and easily [online](#).

If you have a more complex issue and need to [speak with us](#), we are available to help you Monday through Friday from 7 a.m. to 7 p.m.

Be aware of scams

Unfortunately, we have seen a rise in fraudulent activity as scammers look to take advantage of the changes and uncertainty all around us. Please know that Duke Energy will never ask for personal information over the phone nor demand payment using money orders or gift cards. If you are unsure if a call or in-person visit is legitimate, please hang up or decline service and [contact our customer care center](#).

Financial assistance

The process of economic recovery and returning to business as usual will take time. We want to continue to support you with resources available to help with outstanding energy bills and other essential needs, should you need them. You can get more detail by visiting the [Customer Assistance page](#) at dukeenergyupdates.com.

The last several months have been hard on everyone and we are grateful for the patience and support of our customers and communities. Above all, we remain ready to listen and work with you as we move forward – together.

Barbara Higgins,

Chief Customer Officer



[Unsubscribe](#) | [Privacy Policy](#) | [View in Browser](#) | [duke-energy.com](#)

[Duke Energy](#) | [550 South Tryon Street](#) | [Charlotte, NC 28202](#)

© Duke Energy Copyright. All Rights Reserved.



[REDACTED]

From: [REDACTED]
Sent: Monday, June 29, 2020 8:52 AM
To: [REDACTED]
Subject: FW: [EXTERNAL] Test - COVID-19: Preparing for what's next (SMB)

Looks good to me, Robert.
Will allow Terry, Taryn and Barbara to give their approval before we send SMB.

From: Duke Energy Business Team <email@dukeenergybusiness.messages2.com>
Sent: Monday, June 29, 2020 8:47 AM
To: [REDACTED]
Subject: [EXTERNAL] Test - COVID-19: Preparing for what's next (SMB)

This EXTERNAL email is originating from a third-party provider that conducts business on behalf of Duke Energy. Please continue to be vigilant when handling email.

You're receiving this email as a test email. Some contents may not display or behave properly.



Working together through the changes ahead

As our communities take careful and deliberate steps toward business as usual, we're doing the same. Here's what you can expect as we move into this next phase together.

Time to prepare

The economic fallout from the pandemic is far from over. That's why we're taking a gradual approach, giving those business customers who need extra time to recover an opportunity to reach out for assistance.

The Public Utilities Commission of Ohio is considering our request to resume regular credit practices with the August billing period, keeping disconnections for nonpayment and late payment fees suspended until September.

Extended payment arrangements

After normal policies are reinstated, we'll still be here to help anyone who may need assistance. Business customers can request an extended payment arrangement, which allows more time to catch up any outstanding balances. Our [online request form](#) is easy and takes just a few minutes. While you're online, you can also explore our variety of [billing and payment](#) choices to help make paying your business's energy bill simple and convenient.

If you have a more complex issue and need to [speak with us](#), we are available to help you Monday through Friday from 7 a.m. to 7 p.m.

Be aware of scams

Unfortunately, we have seen a rise in fraudulent activity as scammers look to take advantage of the changes and uncertainty all around us. Please know that Duke Energy will never ask for personal information over the phone nor demand payment using money orders or gift cards. If you are unsure if a call or in-person visit is legitimate, please hang up or decline service and [contact our customer care center](#).

Additional resources for businesses

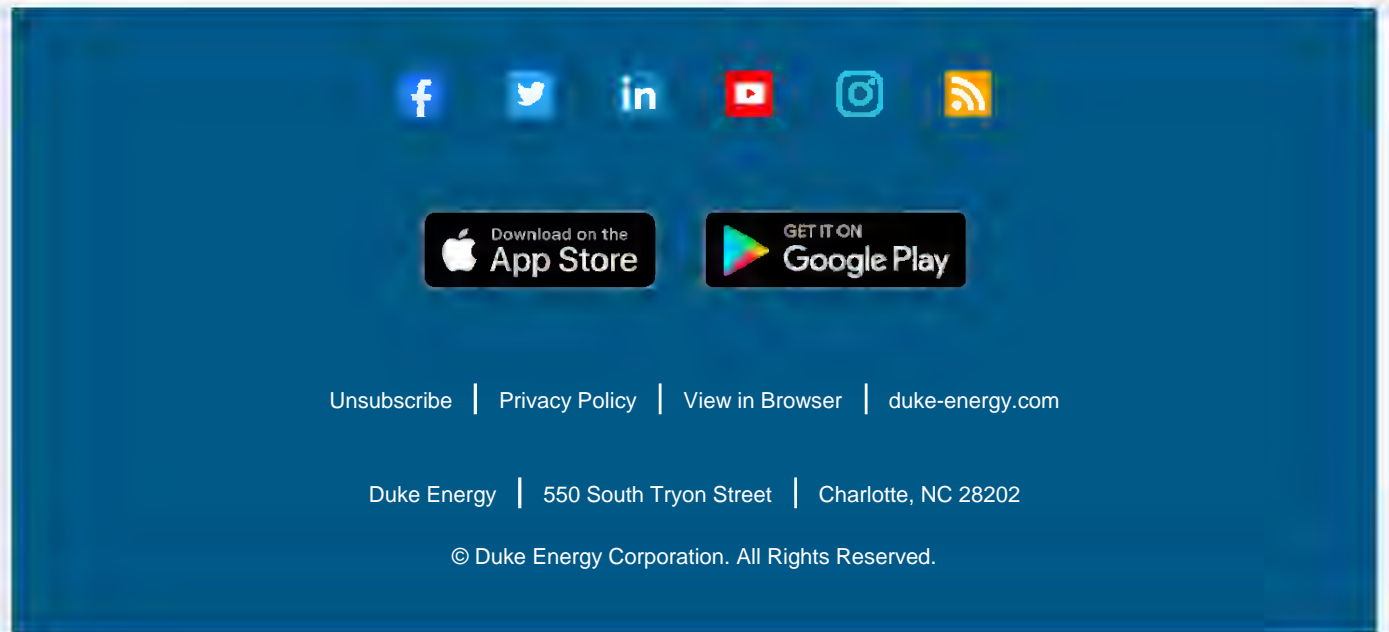
For energy-saving help, you can turn to Duke Energy's [Business Energy Advisors](#). Our energy professionals are available to help you analyze your energy use, discuss energy rates and identify solutions to help you lower your energy bill as you begin to reopen.

There are also business [resources](#) available to help qualifying businesses with outstanding utility bills and other essential needs during this time.

The last several months have been hard on everyone, especially our small business community. The steady pace of reopenings is

encouraging, but we know the process of returning to normality will take time. Above all, we remain ready to listen, support and work with you as we move forward – together.

Barbara Higgins
Chief Customer Officer



From: %%OWNER NAME%% <email@dukeenergybusiness.messages2.com>
Sent: Wednesday, April 15, 2020 3:14 PM
To: [REDACTED]
Subject: Test - COVID-19 update – keeping you informed

This EXTERNAL email is originating from a third-party provider that conducts business on behalf of Duke Energy. Please continue to be vigilant when handling email.

You're receiving this email as a test email. Some contents may not display or behave properly.



Staying connected with our large business customers

We realize the pandemic has created trying circumstances for our customers, and that many are facing unusual financial hardships as a result. Whether it's reducing business hours, enduring temporary closures or scrambling to find new ways to operate, the pandemic has created a trying time for many.

Through all the change, you can count on Duke Energy's commitment to reliably serve your energy needs in a safe manner.

Financial relief

We realize that many of our customers are facing unusual financial hardships as a result of the pandemic. That's why we've taken several measures to help lessen the strain on those most impacted.

We've suspended disconnections for nonpayment and waived fees for late payments. We've also relaxed our timelines for payment extensions. Additionally, we are waiving the 30-day notice requirement for those customers eligible for our tariffed maintenance provision so that it can be used now by customers who have significantly idled or suspended production.

We understand that many businesses may be experiencing changes in cash flow, however we are encouraging customers to stay as current as possible with payments to avoid accumulating large balances that may be hard to manage later.

Serving Our Customers

As always, please contact me if you have any issues or questions. We understand how essential your business is to the vitality of our community, and we will continue to look for ways to help you navigate these difficult times. You can keep up with our preparations as circumstances change by visiting dukeenergyupdates.com. To find additional resources, make sure to click on the "Business Resources" section of the page.

Stay healthy and safe,

%%OWNER NAME%%

Duke Energy



[Unsubscribe](#) | [Privacy Policy](#) | [View in Browser](#) | duke-energy.com

Duke Energy | 550 South Tryon Street | Charlotte, NC 28202

© Duke Energy Corporation. All Rights Reserved.

Main idea:

The main idea is

Image costs:

\$0

Job number:

193191-1-E

Jurisdiction:

DEC

Subject Lines (37 characters max):

You have new options!

Preheader text (90 characters min):

Discover your new service options.

Animation notes:

There is no animation



The electric meter has been updated at %%Premise Address 1%%

Your smart meter unlocks smart options.

Since you have a new smart meter, you now have access to a variety of great service options designed to make managing your energy usage and billing more convenient.

LEARN MORE



PICK YOUR DUE DATE

You now have a new billing option that allows you to pick the day your bill is due. [?Enroll now.*](#)



SEE YOUR DAILY USAGE

Monitor your daily usage to better manage costs and take control of your energy use. Data is available through your online account the next day.**



USAGE ALERTS

Experience enhanced alerts based on your daily electricity usage, and have customization options with budget alerts and text message delivery.

*New due date may take up to two billing cycles. **May take up to two billing cycles to view your daily usage.

Note: The smart meter installation is complete and we have tested and certified the meter. If we've had to estimate any of your previous bills since the new meter was installed, we may adjust those bills with actual readings. This may result in a charge or credit on your bill. If you have any questions about your billing or energy usage charges, please contact our customer service department at 800.777.9898. A certified smart meter may allow Duke Energy to no longer visit a customer's premise on the day electric service is scheduled for voluntary disconnection or reconnection and may instead do so remotely.

As our communities begin to reopen, we remain committed to delivering reliable power while helping to protect the health and safety of our employees, customers and everyone around us. Learn more about our ongoing response to COVID-19 at dukeenergyupdates.com.

BUILDING A SMARTER ENERGY FUTURE*



[Unsubscribe](#) | [Privacy Policy](#) | [View in Browser](#) | duke-energy.com

Duke Energy | 550 South Tryon Street | Charlotte, NC 28202

© Duke Energy Corporation. All Rights Reserved.

Links:

LEARN MORE: <https://www.duke-energy.com/our-company/about-us/smart-grid/smart-meter/smart-services>
PICK YOUR DUE DATE: <https://www.duke-energy.com/home/billing/pick-your-due-date>
DUKE ENERGY PREPAID ADVANTAGE: <https://www.duke-energy.com/home/billing/prepaid-advantage>

Alt-tags:

Hero:

Main idea:

The main idea is

Image costs:

\$0

Job number:

193191-1-G

Jurisdiction:

DEC

Subject Lines (37 characters max):

You have new options!

Preheader text (90 characters min):

Discover your new service options.

Animation notes:

There is no animation



The electric meter has been updated at %%Premise Address 1%%

Your smart meter unlocks smart options.

Since you have a new smart meter, you now have access to a variety of great service options designed to make managing your energy usage and billing more convenient.

LEARN MORE



SEE YOUR DAILY USAGE

Monitor your daily usage to better manage costs and take control of your energy use. Data is available through your online account the next day.*



USAGE ALERTS


Experience enhanced alerts based on your daily electricity usage, and have customization options with budget alerts and text message delivery.

*May take up to two billing cycles to view your daily usage.

Note: The smart meter installation is complete and we have tested and certified the meter. If we've had to estimate any of your previous bills since the new meter was installed, we may adjust those bills with actual readings. This may result in a charge or credit on your bill. If you have any questions about your billing or energy usage charges, please contact our customer service department at 800.777.9898. A certified smart meter may allow Duke Energy to no longer visit a customer's premise on the day electric service is scheduled for voluntary disconnection or reconnection and may instead do so remotely.

As our communities begin to reopen, we remain committed to delivering reliable power while helping to protect the health and safety of our employees, customers and everyone around us. Learn more about our ongoing response to COVID-19 at dukeenergyupdates.com.

BUILDING A SMARTER ENERGY FUTURE™



[Unsubscribe](#) | [Privacy Policy](#) | [View in Browser](#) | duke-energy.com

Duke Energy | 550 South Tryon Street | Charlotte, NC 28202

© Duke Energy Corporation. All Rights Reserved.

Links:

Button: LEARN MORE: <https://www.duke-energy.com/our-company/about-us/smart-grid/smart-meter/smart-services>

Alt-tags:

Hero:

Main idea:

The main idea is

Image costs:

\$0

Job number:

193191-1-H

Jurisdiction:

DEC

Subject Lines (37 characters max):

You have new options!

Preheader text (90 characters min):

Discover your new service options.

Animation notes:

There is no animation



The electric meter has been updated at %%Premise Address 1%%

Your smart meter unlocks smart options.

Since you have a new smart meter, you now have access to a variety of great service options designed to make managing your energy usage and billing more convenient.

LEARN MORE



PICK YOUR DUE DATE

You now have a new ? billing option that ?allows you to pick ?the day your bill is ?due. [Enroll now.*](#)



SEE YOUR DAILY USAGE


Monitor your daily usage to better manage costs and take control of your energy use. Data is available through your online ?account the next day.**

*New due date may take up to two billing cycles. **May take up to two billing cycles to view your daily usage.

Note: The smart meter installation is complete and we have tested and certified the meter. If we've had to estimate any of your previous bills since the new meter was installed, we may adjust those bills with actual readings. This may result in a charge or credit on your bill. If you have any questions about your billing or energy usage charges, please contact our customer service department at 800.777.9898. A certified smart meter may allow Duke Energy to no longer visit a customer's premise on the day electric service is scheduled for voluntary disconnection or reconnection and may instead do so remotely.

As our communities begin to reopen, we remain committed to delivering reliable power while helping to protect the health and safety of our employees, customers and everyone around us. Learn more about our ongoing response to COVID-19 at dukeenergyupdates.com.

BUILDING A SMARTER ENERGY FUTURE™



[Unsubscribe](#) | [Privacy Policy](#) | [View in Browser](#) | duke-energy.com

Duke Energy | 550 South Tryon Street | Charlotte, NC 28202

© Duke Energy Corporation. All Rights Reserved.

Main idea:

It's easy to change your bill due date to one that better fits your lifestyle.

Image costs:

\$0

Job number:

200777-1

Jurisdiction:

DEC

Subject Lines (37 characters max):

Pick the date your bill is due

Preheader text (90 characters min):

Choose a due date that works best for your schedule and budget. The choice is yours.

Animation notes:

Animated calendar, goes through several dates, then due date flashes



Pick the date your bill is due.

It's easy and it's free.



You can choose the day your bill is due each month because you have an eligible smart meter!

If you would like to pick the date your bill is due, simply click the button and select the date that works for you. If it ever falls on a weekend or holiday, your bill will be due the next business day.

PICK NOW

• In order to pick your due date, your account cannot be past due.

As a part of this community and as a provider of an essential service, we are determined to continue delivering the reliable power you need while helping to protect the health and safety of our employees, neighbors and everyone around us. Learn more about our response to COVID-19 at dukeenergyupdates.com.

BUILDING A SMARTER ENERGY FUTURE*



[Unsubscribe](#) | [Privacy Policy](#) | [View in Browser](#) | duke-energy.com

Duke Energy | 550 South Tryon Street | Charlotte, NC 28202

© Duke Energy Corporation. All Rights Reserved.

Links:

Button: <https://www.duke-energy.com/home/billing/pick-your-due-date>

Alt-tags:

Hero:

Main idea:

Encourage customers to call 811 before they dig as part of National Safe Digging Month.

Image costs:

\$0

Job number:

201065

Jurisdiction:

DE

Subject Lines (37 characters max):

It's National Safe Digging Month

Preheader text (90 characters min):

Planning to dig? Call 811 first to get your utility lines marked before you begin. This will help protect you from injury and expense.



National Safe Digging Month



Call 811 before you start digging.

We're sending you this friendly reminder to call 811 before you dig.

Calling a few days before you dig will help you avoid hitting utility lines. 811 will send someone out to mark utility lines for you, which will help protect you from injury and expense.

Remember to put safety first and call 811.

[MORE ON 811](#)

As a part of this community and as a provider of an essential service, we are determined to continue delivering the reliable power you need while helping to protect the health and safety of our employees, neighbors and everyone around us. Learn more about our response to COVID-19 at dukeenergyupdates.com.

BUILDING A SMARTER ENERGY FUTURE™



[Privacy Policy](#) | duke-energy.com

Duke Energy | 550 South Tryon Street | Charlotte, NC 28202

© Duke Energy Corporation. All Rights Reserved.

Links:

call811.com

Alt-tags:

Call 811 before you dig

Main idea:

Paperless Billing is a safe and secure way to view and pay your Duke Energy bill from the convenience of your home.

Image costs:

\$0

Job number:

201262

Jurisdiction:

DE

Subject Lines (37 characters max):

1. You can pay your bill with our app
2. Still getting a paper bill?
3. Switch to Paperless Billing today

Preheader text (90 characters min):

You can view and pay your energy bill for FREE with the Duke Energy app when you switch to Paperless Billing.

Animation notes:

There is no animation



You already have our app. Now go paperless!

Switch to Paperless Billing and pay from the mobile app.

It's FREE and once you have enrolled in Paperless Billing, you can view, pay and manage your bill all within the app. It's a great way to eliminate mail clutter and manage your bill from the comfort of your couch.

SIGN IN



Paperless Billing benefits:

- Eliminate clutter
- Handle less mail
- Fastest way to get your bill
- Ability to better manage expenses
- Set up payment reminders
- Get email payment confirmations
- No fee to make online payment

As a part of this community and as a provider of an essential service, we are determined to continue delivering the reliable power you need while helping to protect the health and safety of our employees, neighbors and everyone around us. Learn more about our response to COVID-19 at dukeenergyupdates.com.

BUILDING A SMARTER ENERGY FUTURE[®]



[Unsubscribe](#) | [Privacy Policy](#) | [View in Browser](#) | duke-energy.com

Duke Energy | 550 South Tryon Street | Charlotte, NC 28202

© Duke Energy Corporation. All Rights Reserved.

Links:

Button: <https://www.duke-energy.com/Home/My-Account>

Alt-tags:

Hero:

Main idea:

Paperless Billing is a safe and secure way to view and pay your Duke Energy bill from the convenience of your home.

Image costs:

\$0

Job number:

201262

Jurisdiction:

DEC

Subject Lines (37 characters max):

1. Pay your bill from your couch
2. Still getting a paper bill?
3. Switch to Paperless Billing today

Preheader text (90 characters min):

Manage your energy bill from the comfort of home with Paperless Billing. It's easy and it's FREE.

Animation notes:

There is no animation



Go paperless.

It's an easy and FREE way to manage your bill from the comfort of home.

You are already enjoying the features of an online account. Why not eliminate mail clutter and sign up for Paperless Billing?

Just sign in to **My Account** and select the "Paperless Billing" option.

GET STARTED



Paperless Billing benefits:

- Eliminate clutter
- Handle less mail
- Fastest way to get your bill
- Set up payment reminders
- Get email payment confirmations
- Free online payment with your bank
- Use our new app

As a part of this community and as a provider of an essential service, we are determined to continue delivering the reliable power you need while helping to protect the health and safety of our employees, neighbors and everyone around us. Learn more about our response to COVID-19 at dukeenergyupdates.com.

BUILDING A SMARTER ENERGY FUTURE™



[Unsubscribe](#) | [Privacy Policy](#) | [View in Browser](#) | duke-energy.com

Duke Energy | 550 South Tryon Street | Charlotte, NC 28202

© Duke Energy Corporation. All Rights Reserved.

Links:

Button: <https://www.duke-energy.com/Home/My-Account>

Alt-tags:

Hero:

Main idea:

Manage your Duke Energy account online from the comfort of your own home.

Image costs:

\$35

Job number:

201262

Jurisdiction:

DEC

Subject Lines (37 characters max):

1. Set up My Account yet?
2. Manage your energy bill online
3. Manage your account from home

Preheader text (90 characters min):

Set up My Account today to be able to manage your energy bill from the comfort of home. It's easy and FREE.

Animation notes:

There is no animation



Manage your Duke Energy account from the comfort of home.

View and pay your bills online.

Did you know you can create an online account that allows you to access and pay your bill?

My Account is a free and easy way to view and manage your energy usage. And you can do it all from the comfort of your home.

START NOW



With My Account, you can:

- Switch to Paperless Billing
- Set up automatic payments
- Choose a payment plan
- Use our mobile app
- Enjoy easy access from home

As a part of this community and as a provider of an essential service, we are determined to continue delivering the reliable power you need while helping to protect the health and safety of our employees, neighbors and everyone around us. Learn more about our response to COVID-19 at [dukeenergyupdates.com](https://www.dukeenergyupdates.com).

BUILDING A SMARTER ENERGY FUTURE™



[Unsubscribe](#) | [Privacy Policy](#) | [View in Browser](#) | [duke-energy.com](https://www.duke-energy.com)

Duke Energy | 550 South Tryon Street | Charlotte, NC 28202

© Duke Energy Corporation. All Rights Reserved.

Links:

Button: <https://www.duke-energy.com/Home/My-Account>

Alt-tags:

Hero:



street 1...

As a part of this community and as a provider of an essential service, we are determined to continue delivering the reliable power you need while helping to protect the health and safety of our employees, neighbors and everyone around us. Learn more about our response to COVID-19 at dukeenergyupdates.com

High Bill Alerts

Since your last bill, temperatures have been

5° WARMER

We estimate your next electric bill could be

-100kwh MORE

Based on information available about your home (size, age, heating equipment) and how it uses energy, we are able to estimate your energy use. As a courtesy, we're letting you know that warmer weather could cause you to use more energy this month. Up to this point, we estimate you may receive a bill that's approximately -100 kwh higher than last month.

There's still time to save



Reduce your energy use to avoid a higher bill

Find Ways to Save

Did you find this alert helpful?

Yes No

Questions?

Visit our High Bill Alerts website to learn about the program and other details:
www.duke-energy.com/highbillalerts

Duke Energy
550 South Tryon St
Charlotte, NC 28202

[Start receiving High Bill Alerts](#)



00 441 H...

As a part of this community and as a provider of an essential service, we are determined to continue delivering the reliable power you need while helping to protect the health and safety of our employees, neighbors and everyone around us. Learn more about our response to COVID-19 at dukeenergyupdates.com

High Bill Alert

Since your last bill, the average temperature has been:

17°

We estimate your next bill could be:

\$400*

Weather continues to be warm and you may use more energy this month. If you continue with your current usage, we estimate that your next bill could be approximately \$400.* Learn about ways to help [save energy and money](#).

We estimate your next bill given the information available about your home (size, age, and heating and cooling equipment) and how it uses energy.

*Excludes taxes and fees.

There's still time to save



Reduce your energy use
to avoid a higher bill

[FIND WAYS TO
SAVE](#)

Did you find this alert helpful?

Yes No

Questions?

[Learn more](#) about High Bill Alerts
and other details.

Duke Energy
550 South Tryon Street
Charlotte, NC 28202

[Stop receiving High Bill Alerts](#)

Duke Energy Kentucky
Case No. 2020-00085
STAFF First Set of Data Requests
Date Received: June 23, 2020

STAFF-DR-01-014

REQUEST:

Provide a detailed explanation and breakout of any cost increases and decreased income (by customer class if applicable) the utility has experienced as a result of the COVID-19 State of Emergency.

RESPONSE:

Duke Energy Kentucky's response pertains to the period between March 2020, and May 31, 2020. As such, the information provided herein does not reflect the total financial impact of the pandemic. Duke Energy Kentucky reserves the right to supplement this response.

Please see STAFF-DR-01-014 Attachment for a breakdown of incremental costs and decreased income due to lower volumes by customer class.

Total incremental costs through May are \$0.826 million. Incremental costs are split into six categories for DE Kentucky-Electric and DE Kentucky-Gas. Categories include bad debt/charge offs, credit card fees, pandemic assistance for qualifying employees, safety related expenses, cost for remote work, and other expenses. Many of these costs are expected to continue to be borne by Duke Energy Kentucky over the coming months as the impacts of the pandemic continue.

Total decreased income through May is \$3.842 million. Decreased income includes two categories, (i) the reduction in weather normalized volumes and (ii) waived fees.

- Total decreased income due to lower volumes through May is \$2.975 million. The calculation compares actual billed base revenues in 2020 and 2019 by customer class for March through May, adjusted for weather.
- Total fees waived through May are \$0.867 million. This includes \$859,342 of non-assessed late payment fees (please see STAFF-DR-01-012 Attachment) and \$7,431 of return check fees waived.

PERSON RESPONSIBLE: Christopher Jacobi

BILLED Total	Current Year Actual			Prior Year	Change in kWh Sales		Base Revenue Impact
	Actual (kWh)	Actual Base Revenues	Average Base Rate (\$/kWh)	Actual (kWh)	Variance due to Weather	Adjusted Change in kWh	
	(a)	(b)	(c)=(a)÷(b)	(d)	(e)	(f)=(a)-(d)-(e)	
March 2020							
Residential	118,422,589	\$7,099,160	\$0.05994768	126,550,045	(7,749,000)	(378,456)	(\$22,688)
Commercial	110,447,388	5,685,089	0.05147328	110,818,022	56,000	(426,634)	(21,960)
Industrial	63,274,476	2,581,450	0.04079765	64,444,950	67,000	(1,237,474)	(50,486)
Street Lighting	1,035,944	84,821	0.08187758	1,196,919	0	(160,975)	(13,180)
OPA	20,406,930	971,033	\$0.04758351	21,633,886	(44,000)	(1,182,956)	(56,289)
Total:	313,587,327	\$16,421,553		324,643,822	(7,670,000)	(3,386,495)	(\$164,603)
April 2020							
Residential	98,640,261	\$6,155,065	\$0.06239912	97,230,259	(1,383,000)	2,793,002	\$174,281
Commercial	95,575,081	5,021,863	0.05254364	108,953,765	190,000	(13,568,684)	(712,948)
Industrial	57,986,898	2,471,796	0.04262680	65,089,306	86,000	(7,188,408)	(306,419)
Street Lighting	1,271,600	105,933	0.08330701	1,190,233	0	81,367	6,778
OPA	17,265,234	860,801	\$0.04985748	21,053,025	16,000	(3,803,791)	(189,647)
Total:	270,739,074	\$14,615,458		293,516,588	(1,091,000)	(21,686,514)	(\$1,027,955)
May 2020							
Residential	94,432,533	\$6,365,716	\$0.06741020	87,415,765	3,307,000	3,709,768	\$250,076
Commercial	93,664,681	5,217,294	0.05570183	113,063,002	(563,000)	(18,835,321)	(1,049,162)
Industrial	50,621,035	2,316,215	0.04575599	67,104,308	(151,000)	(16,332,273)	(747,299)
Street Lighting	1,164,060	95,415	0.08196745	403,607	0	760,453	62,332
OPA	15,600,212	806,666	\$0.05170868	21,449,963	(71,000)	(5,778,751)	(298,812)
Total:	255,482,521	\$14,801,307		289,436,645	2,522,000	(36,476,124)	(\$1,782,864)
Total (March-May)	839,808,922	\$45,838,318		907,597,055	(6,239,000)	(61,549,133)	(\$2,975,422)

<i>\$ in thousands</i>	DEK-E	DEK-G	Total
Incremental Costs:			
Bad debt/Charge offs ⁽¹⁾	\$377	\$43	\$420
Credit card fees	51	36	87
Pandemic assistance for qualifying employees ⁽²⁾	62	41	103
Safety related (including PPE, testing, signage, extra cleaning)	134	52	187
Costs for remote work (including IT, bandwidth, servers)	8	5	13
Other	14	1	16
Total	\$648	\$179	\$826

(1) Reflects an estimate of bad debt Duke Energy Kentucky will incur as a result of COVID-19. This estimate has not yet been recorded on Duke Energy Kentucky's books and will be refined over time.

(2) Duke Energy provided a \$1,500 stipend to eligible employees, based on income, to help with unplanned expenses

Duke Energy Kentucky
Case No. 2020-00085
STAFF First Set of Data Requests
Date Received: June 23, 2020

STAFF-DR-01-015

REQUEST:

Provide a detailed explanation and breakout of any cost decreases and increased income the utility has experienced as a result of the COVID-19 State of Emergency.

RESPONSE:

Reflected below are certain estimated savings through June 2020 directly related to COVID-19, particularly from reduced employee expenses due to travel restrictions and postage/print savings due to not sending disconnect letters.

Duke Energy Kentucky
Direct Savings Estimate
\$ in thousands

	<u>DEK-E</u>	<u>DEK-G</u>	<u>DEK</u>
Employee expenses - Travel ban / employee meals / etc	(90)	(25)	(115)
Postage and Print savings due to no disconnect letters for non-pay	53	(60)	(7)
Total	\$ (37)	\$ (85)	\$ (122)

PERSON RESPONSIBLE: Kathy Dimoff

Duke Energy Kentucky
Case No. 2020-00085
STAFF First Set of Data Requests
Date Received: June 23, 2020

STAFF-DR-01-016

REQUEST:

Provide any additional information or data the utility believes the Commission should consider in amending or vacating its previous Orders in this matter.

RESPONSE:

Duke Energy Kentucky is committed to delivering reliable power and protecting the health and safety of our customers and employees. During this pandemic, Duke Energy Kentucky continues to help those dealing with financial hardship and support our communities through the gradual process of economic recovery. For instance, in March, shortly after the pandemic began, Duke Energy Kentucky proactively suspended service disconnections for nonpayment, as well as late-payment fees and fees for credit card payments and other payment types. The Company also temporarily suspended some of its field operations and non-emergency work inside customers' premises, re-prioritizing the work of its employees. The suspended work has resumed with appropriate safety protocols as it was not completely avoidable and must eventually be completed. On March, 16, 2020, to assist customers during the outset of the pandemic, Duke Energy Kentucky filed a notice to the Commission that the Company would not exercise its statutory right to implement new rates subject to refund prior to May 1, 2020 (30 days beyond the statutory suspension period), as part of its pending electric base rate case, Case No. 2019-00271. Notwithstanding the Company implementing new rates in May, during the months of June and July, Duke Energy Kentucky's residential customers have experienced a lower average electric bill than that of June-July 2019. This is driven primarily by lower costs of fuel.

While the Company has been methodically resuming some essential operational activities, consistent with its commitment to safely and reliably serve customers, it has done so with an emphasis on protecting the health of its customers and employees by incorporating appropriate safety protocols and personal protective equipment (PPE). Among other things, all Duke Energy Kentucky's employees and contractors who may interact with customers or engage in field work have access to necessary PPE and maintain social distancing to the extent practicable. Materials and equipment such as tools and vehicles are cleaned regularly, as often as after each job. In instances where entry into a customer's premises is needed to perform an essential or safety-related service, Duke Energy Kentucky's personnel have been trained to complete a verbal screening, commonplace today, to elicit any COVID-related concerns with entry. For work that must be scheduled, the Company contacts customers in advance to inform them of the nature of the work, and the safety protocols that will be used. Customers have the right to refuse and reschedule the service at a later date unless an identified safety concern exists that creates a hazard with a delay.

Additionally, Duke Energy Kentucky has been proactively working with residential and non-residential customers who are accumulating past-due balances on their utility bills, offering multiple payment plan options to mitigate potentially more significant financial challenges in the future.

Duke Energy Kentucky will continue to provide assistance to residential and business customers whose accounts have fallen behind due to illness or lost wages.

Support for these efforts include:

- Offering extended payment arrangement that best fits their needs.

- Continued access to Low Income Home Energy Assistance Program (LIHEAP) and other funds available through communities' agencies.
- Professional guidance for small business customers to help analyze their energy usage, discuss energy rates and identify solutions to help lower their energy bills as they are reopening.

Duke Energy Kentucky is currently offering an online “self-help” automatic extended payment plan opportunity for customers via the Company’s website, whereby any customer wishing to automatically enroll in a 3- or 6-month payment plan can do so automatically without need to contact the Company’s call center.

On a broader corporate level, Duke Energy Corp., through its foundation, is partnering with the Northern Kentucky Chamber and the Cincinnati USA Regional Chamber to provide financial assistance to local women-, veteran- and minority-owned small businesses impacted by the coronavirus. Each chamber will receive \$75,000 from Duke Energy to be distributed to qualified small businesses.

As Kentucky’s economy has started transitioning back to regular business operations, with certain safety protocols in place to mitigate social contact risks, so should Kentucky’s utilities be permitted to resume normal business operations, so that they may continue providing safe and reliable service to its customers consistent with existing regulations. As utilities are prohibited from exercising their legal remedies for non-payment, customers are not incentivized to make payments. As arrearages continue to grow, the likelihood that such arrearages will become insurmountable for customers increases, and likewise, the likelihood these receivables turn into bad debt, which in turn, impacts rates to all customers. The Commission should balance the interests of all stakeholders in establishing a measured and reasonable return to normal operations plan

that provides adequate notice for customers, along with appropriate accounting treatment to protect utilities from further financial harm. The nominal savings experienced during this pandemic will not offset the material loss of revenue experienced by Duke Energy Kentucky due to customer load reductions associated with the suspension of business activities and the longer economic downturn in the Commonwealth. Nor will those nominal savings offset the incremental costs the Company has incurred associated with, among other things, acquiring PPE, implementing remote work capabilities, ongoing sterilization of tools and equipment, establishment of new work protocols to protect employees (e.g., deploying more vehicles with fewer employees/passengers to maintain social distance) in response to the pandemic.

Regulatory commissions in nearby jurisdictions are already preparing for utilities to return to normal operations. For example, on June 26, 2020, Duke Energy Kentucky's parent, Duke Energy Ohio, Inc., in response to an order by the Public Utilities Commission of Ohio (PUCO), filed its transition plan to return to "pre-COVID-19" operations.¹ The plan is subject to a 45 day review and approval period. This plan includes, among other things, resumption of previously suspended non-essential utility work and normal billing practices in August 2020, with disconnections due to non-payment of bills commencing, after required notices, in September 2020. Numerous utilities have submitted similar plans for PUCO approval.² The PUCO has also granted deferral authority for Ohio utilities for

¹ *In the Matter of the Application of Duke Energy Ohio, Inc for Approval of its Temporary Plan and Waiver of Tariffs and Rules Related to the COVID-19 State of Emergency*, Case No. 20-599-GE-UNC, (Transition Plan) (June 26, 2020).

² See e.g. *In the Matter of the Application of the Dayton Power and Light Company for Approval of Certain Accounting Authority*, Case No. 20-650-EL-AAM *et al.*, (Comprehensive Plan of the Dayton Power and Light Company to Resume Pre-Covid-19 Activities)(July 15, 2020); *In the Matter of the Motion of Columbia Gas of Ohio, Inc. to Suspend Certain Procedures and Processes During the COVID-19 State of Emergency and Related Matters*, Case No. 20-637-GA-UNC, (Transition Plan)(May 29, 2020); *In the Matter of the Operations of the East Ohio Gas Company d/b/a Dominion Energy Ohio During the Declared State of Emergency and Related Matters*, Case No 20-0600-GA-UNC, (Transition Plan) (June 18, 2020); and *In the*

incremental costs and certain lost revenues (*e.g.*, late payment fees) associated with COVID-19.³

The Indiana Utility Regulatory Commission (IURC) recently extended its disconnection moratorium through August 14, 2020. Additionally, the IURC has stated that all jurisdictional Indiana utilities are authorized to record COVID-19 related impacts directly associated with any prohibition on utility disconnections, collection of certain utility fees, and the use of expanded payment arrangements, which may be considered for cost recovery in the future.⁴ Duke Energy Indiana has voluntarily announced it will continue to suspend service disconnections for non-payment for an additional month, through September 15, 2020. Similarly, Duke Energy Florida has announced its current plan to return to standard billing and payment practices in mid-August, which means customers in arrears will receive notices about their past-due balances and the earliest possible date their service could be interrupted. That change could result in disconnections for non-payment under regular credit and notice timelines during the month of September for customers.

PERSON RESPONSIBLE: Barbara Higgins
Sarah Lawler

Matter of the Operations of Vectren Energy Delivery of Ohio, Inc., During the Declared State of Emergency and Related Matters, Case No. 20-649-GA-UNC, (Transition Plan) (June 30, 2020);

³ See *e.g.*, *In the Matter of the Application of Ohio Power Company for Approval of its Temporary Plan for Addressing the COVID-19 State of Emergency*, Case No. 20-602-EL-UNC *et al.*, (Finding and Order pg. 22)(May 6, 2020); *In the Matter of the Application of Duke Energy Ohio, Inc., for Approval to Change Accounting Methods*, Case No 20-1011-GE-AAM, (Finding and Order pg. 10), (June 17, 2020). *In the Matter of the Application of the Dayton Power and Light Company for Approval of Certain Accounting Authority*, Case No. 20-650-EL-AAM, (Finding and Order pg. 15)(May 20, 2020).

⁴https://www.in.gov/iurc/files/06292020_Phase%201%20Order%20COVID-19%20Investigation%2045380.pdf