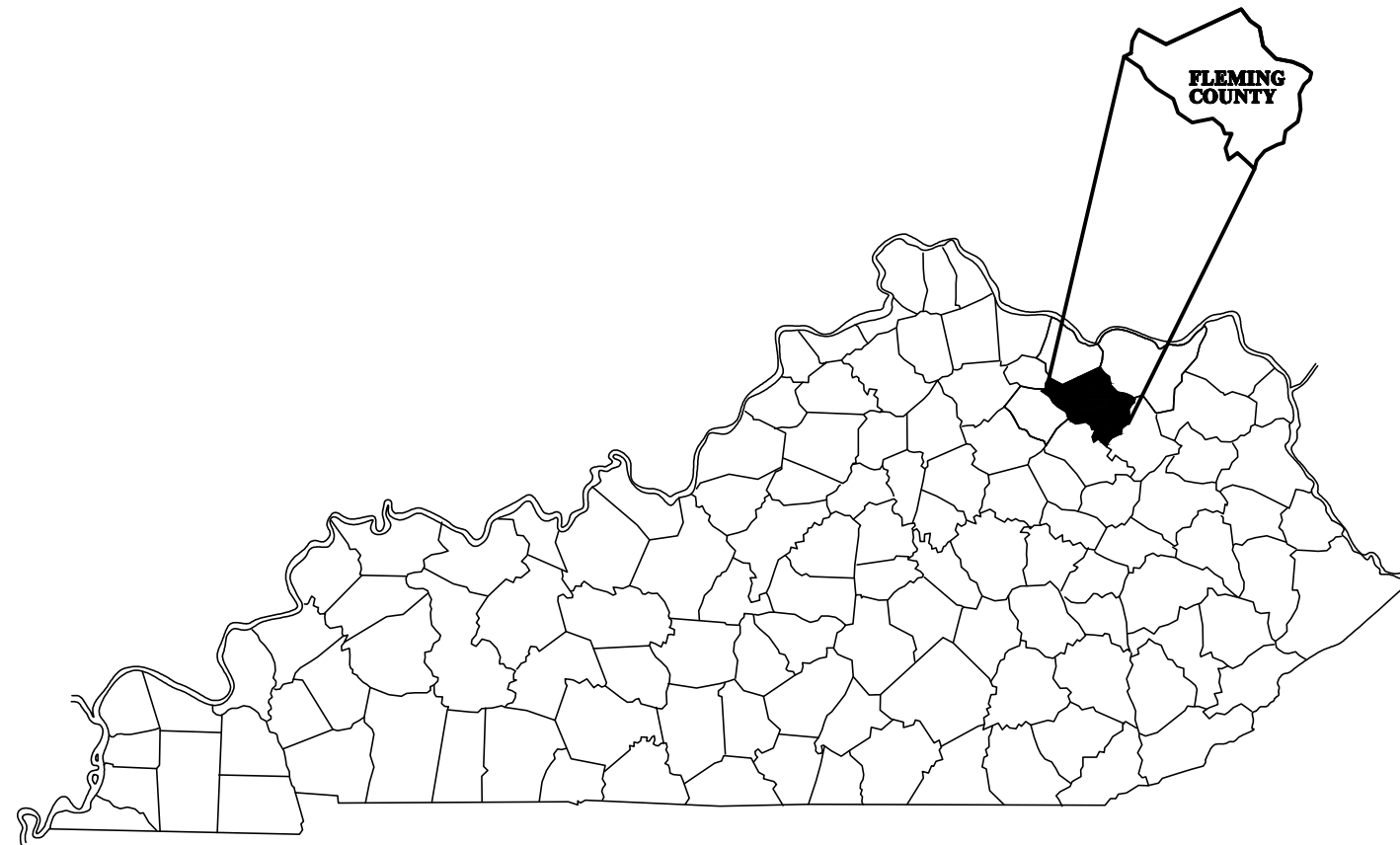


WATER LINE REPLACEMENT PROJECT - PHASE I WESTERN FLEMING COUNTY WATER DISTRICT FLEMING COUNTY, KENTUCKY



NOVEMBER 2019

JEFF D. REYNOLDS, P.E.
KENTUCKY REGISTRATION NO. 20,469



Plans Prepared By:



3 HMB Circle (502)695-9800
Frankfort, Kentucky Fax (502)695-9810

GENERAL NOTES

UNLESS OTHERWISE NOTED, A SEPARATE BID ITEM HAS NOT BEEN ESTABLISHED FOR FITTINGS. THE FITTINGS INVOLVED, BUT NOT LIMITED TO, TEES, BENDS, PLUGS, REDUCERS, SADDLES, CROSSES, COUPLINGS, ETC. CONTRACTOR SHALL INCLUDE THE COST OF THESE ITEMS IN THE UNIT PRICE FOR THE PIPE.

NO SEPARATE PAY ITEM HAS BEEN ESTABLISHED FOR CONNECTION TO EXISTING LINES. THE COST FOR CONNECTING TO EXISTING LINES SHALL BE INCLUDED IN THE UNIT PRICE BID FOR THE PIPE. THIS DOES NOT INCLUDE WET TAPS.

NO PAY ITEM FOR EXTRA TRENCH DEPTH HAS BEEN SET UP. CONTRACTOR SHALL INCLUDE THE COST OF THE ADDITIONAL DEPTH IN HIS UNIT PRICE WHEN THE WATER PIPE CROSSES UNDER AN EXISTING UTILITY, CULVERT OR DRAINAGE DITCH.

FINAL LOCATION OF SERVICES, GATE VALVES AND OTHER APPURTENANCES ARE TO BE FIELD LOCATED DURING CONSTRUCTION AND APPROVED BY THE ENGINEER.

EXISTING UTILITIES, ESPECIALLY GAS LINES AND OIL LINES, MAY BE CATHODICALLY PROTECTED, THEREFORE, DUCTILE IRON PIPE, FITTINGS GATE VALVES, AND/OR BOXES LAID WITHIN 100' OF THESE LINES WITH CATHODIC PROTECTION SHALL MEET THE REQUIREMENTS OF AWWA C-105, LATEST REVISION. A SEPARATE PAY ITEM HAS NOT BEEN ESTABLISHED. ALL COSTS FOR LABOR AND MATERIALS MUST BE INCLUDED IN THE UNIT PRICE BID FOR PIPE.

ALL DAMAGE TO EXISTING UTILITIES CAUSED BY THE CONTRACTOR'S OPERATION SHALL BE REPAIRED BY THE CONTRACTOR AT NO COST TO THE OWNER.

THE CONTRACTOR SHALL CONFINE ALL CONSTRUCTION ACTIVITY TO THE AREA WITHIN THE EXISTING EASEMENTS AND CONSTRUCTION LIMITS, UNLESS OTHERWISE APPROVED IN WRITING BY THE OWNER.

THE CONTRACTOR WILL BE SOLELY LIABLE FOR ANY WORK HE PERFORMS OUTSIDE OF LEGAL EASEMENTS OR CONSTRUCTION LIMITS.

IT SHALL BE THE CONTRACTORS RESPONSIBILITY TO ASCERTAIN THE LOCATIONS OF ANY AND ALL UTILITIES ENCOUNTERED BY THE FINAL ALIGNMENT OF WATERLINE. THE CONTRACTOR SHALL USE CAUTION WHEN EXCAVATING AND SHALL TAKE THE NECESSARY MEASURES TO PROTECT THE EXISTING UTILITIES TO KEEP THEM IN SERVICE. IF UTILITIES ARE SHOWN, THE INFORMATION IS GENERAL IN NATURE AND NOT TO BE TAKEN AS AS-BUILTS. CONTRACTOR SHALL CONTACT REPRESENTATIVES OF LOCAL UTILITIES A MINIMUM OF 48 HOURS BEFORE COMMENCING WORK ON THE PROJECT.

ALL WATER MAINS SHALL BE PVC CLASS 200 SDR 21 UNLESS OTHERWISE NOTED ON THE PLANS.

AT THE CONTRACTORS OPTION, CLASS 350 DUCTILE IRON PIPE MAY BE SUBSTITUTED FOR ANY PIPE PARTICULARLY SPECIFIED, BUT AT NO ADDITIONAL COST TO THE OWNER.

PROVIDE 40" MINIMUM COVER FOR ALL WATER MAINS PLACED WITHIN UNPAVED COUNTY ROADS OR IN DITCH LINES.

THE CONTRACTOR SHALL NOTIFY PROPERTY OWNERS PRIOR TO PERFORMING DRIVEWAY CUTS IN ORDER TO PROVIDE PROPERTY OWNER ACCESS TO THE PUBLIC RIGHT-OF-WAY. THE CONTRACTOR SHALL INSTALL THESE DRIVEWAY CROSSINGS WITH EXPEDIENCE AND SHALL RESTORE THE DRIVEWAY AS SOON AS POSSIBLE.

ALL PAVED AND CONCRETE SURFACES, INCLUDING DRIVEWAYS, CROSSED BY THE PROPOSED WATER MAINS SHALL BE BORED AND JACKED (UNCASED).

ALL TEES AND BENDS SHALL BE THRUST BLOCKED AS DETAILED ON THE THRUST BLOCK DETAIL SHEET. COST TO BE INCLUDED IN THE UNIT PRICE BID FOR PIPE.

SEPTIC SYSTEMS NOTED WHERE PROPERTY OWNER NOTIFIED THE ENGINEER. ALL MAY NOT BE SHOWN. CONTRACTOR TO USE CAUTION IN THESE AREAS. WATER MAIN TO BE ENCASED IN CONCRETE WHEN LAID WITHIN 10' OF DRAIN LINES OR FIELD. SEE DETAIL AND NOTE ON STANDARD DETAIL SHEET.

UNLESS OTHERWISE NOTED, A SEPARATE BID ITEM HAS NOT BEEN ESTABLISHED FOR CONNECTIONS TO EXISTING SYSTEM. CONTRACTOR SHALL INCLUDE COST OF CONNECTIONS TO EXISTING SYSTEM IN THE UNIT PRICE FOR THE PIPE.

THE CONTRACTOR SHALL BE REQUIRED TO CLEAN IMMEDIATELY AFTER INSTALLING WATER LINE WHERE MAIN IS TO BE LAID ON STATE RIGHT-OF-WAY.

GRIP RING RESTRAINTS SHALL BE USED ON ALL M.J. FITTINGS.

ALL NEW CUSTOMER SERVICES SHALL INCLUDE TANDEM COPPER SETTERS AND PRESSURE REGULATORS.

SERVICE LINES UNDER ROADS AND IN ROCK SHALL BE SLEEVED WITH 1 1/2" HDPE. OWNER SHALL DICTATE WHICH SERVICES REQUIRE SLEEVES.

OWNER SHALL DETERMINE WHICH METER BOXES GET REPLACED AND WHICH GET RECONNECTED.

ALL MATERIALS REMOVED BY THE CONTRACTOR SHALL REMAIN THE PROPERTY OF THE OWNER. THIS INCLUDES VALVES, HYDRANTS, ETC. UNLESS OTHERWISE DIRECTED BY THE OWNER. THESE MATERIALS SHALL BE DELIVERED TO THE OWNER'S SHOP.

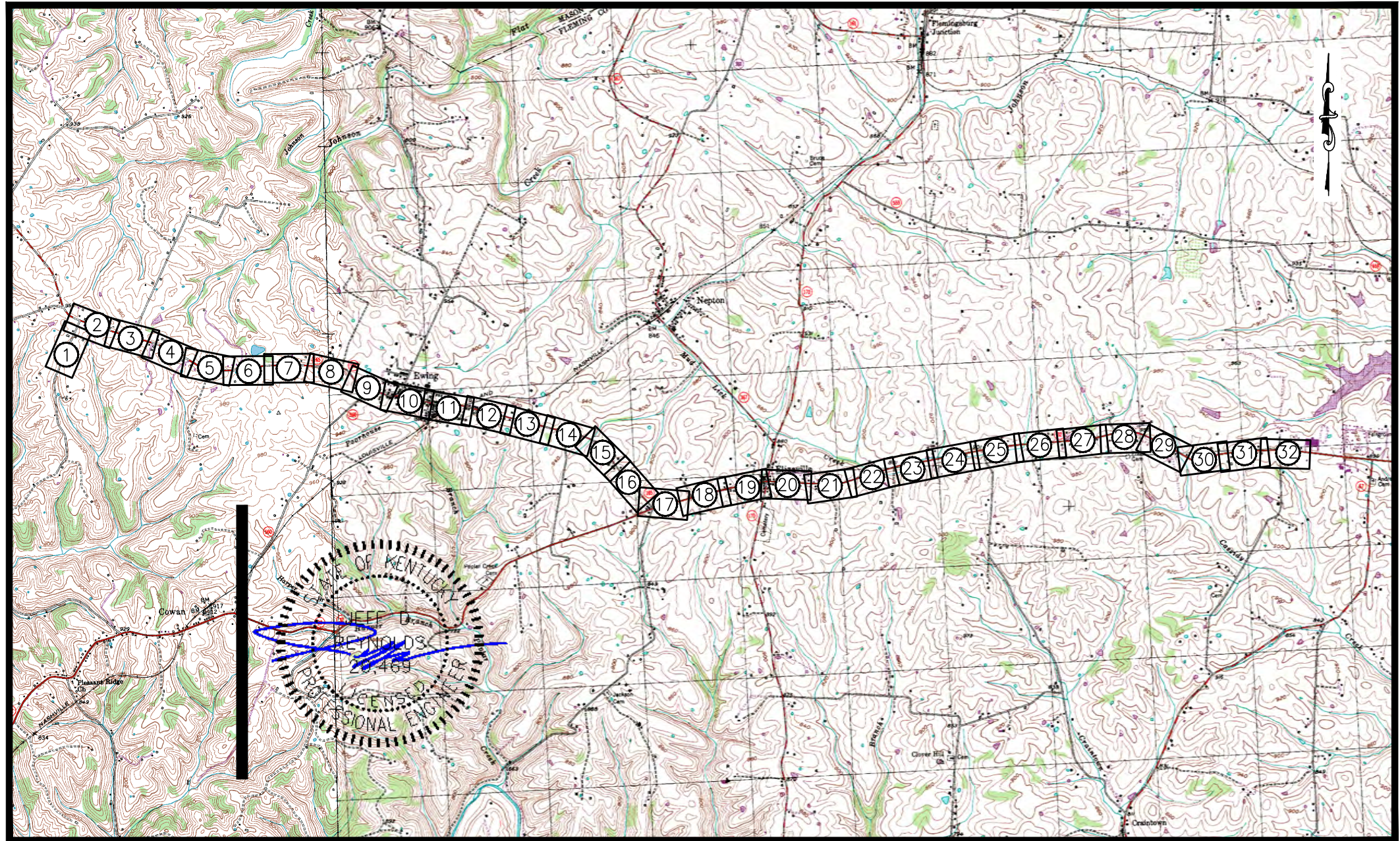
THE FOLLOWING GENERAL NOTES ARE REQUIREMENTS OF THE COMMONWEALTH OF KENTUCKY TRANSPORTATION CABINET PERMIT ENGINEERS. THESE NOTES APPLY WHEN LAYING WATER LINE IN STATE RIGHT-OF-WAY:

ALL WATER LINES BEING PLACED ABOVE CROSS DRAINS NEED TO HAVE AT LEAST ONE (1) FOOT OF SOIL MATERIAL AS A CUSHION BETWEEN LINE AND THE CROSS DRAIN CULVERT. SEE UTILITY CROSSING DETAIL.

ALL PROPOSED WATER LINES TO BE PLACED BEHIND ALL PRIVATE AND COMMERCIAL ENTRANCE CULVERTS.

ALL PROPOSED WATER LINES TO BE PLACED AT BACK OF DITCH LINE IN TIGHT AREAS.

BORE PITS AND TRENCHES SHALL BE RESTORED TO THEIR ORIGINAL CONDITION OR BETTER.



TOPOGRAPHIC MAP

SCALE: NTS

LEGEND

- PROPOSED WATERLINE
- EXISTING WATERLINE
- PROPOSED GATE VALVE
- EXISTING GATE VALVE
- AUTOMATIC AIR RELEASE VALVE
- FIRE HYDRANT
- PROPERTY LINE
- BLOWOFF ASSEMBLY
- FENCE

SHEET INDEX


GN1	GENERAL NOTES / LEGEND / SHEET INDEX / TOPOGRAPHIC MAP
1	DELANEY ROAD
2 - 32	KY 32
SD1 - SD3	STANDARD DETAILS
SD4	RAILROAD STANDARD DETAILS

NO.	DATE	REVISIONS	CHK'D	APPR'D	DATE

PROJECT: 4250.00 DATE: JUNE 2016		
SCALE: AS NOTED		
DESIGNED BY	JDR	DATE
DRAWN BY	SAB	
CHECKED BY	JDR	
RECORD DWGS.		

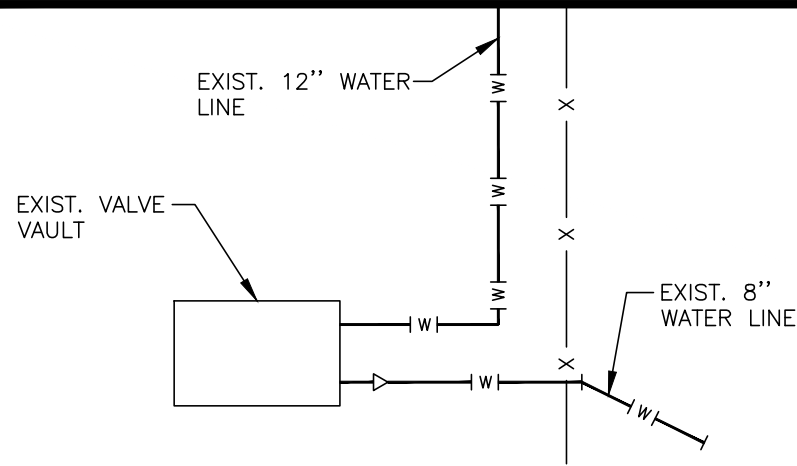


3 HMB CIRCLE
FRANKFORT, KENTUCKY
(502) 695-9800
(502) 695-9810 FAX

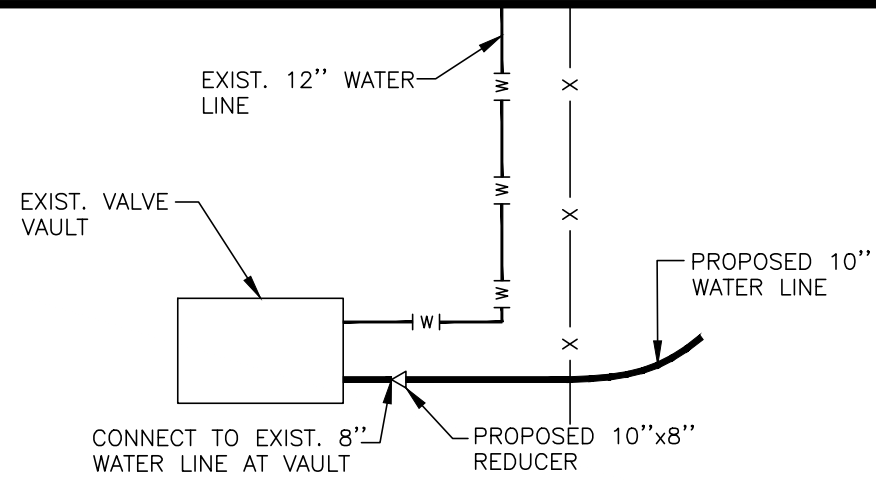


WATER LINE REPLACEMENT PROJECT - PHASE I
WESTERN FLEMING COUNTY WATER DISTRICT
FLEMING COUNTY, KENTUCKY
GENERAL NOTES / LEGEND / SHEET INDEX /
TOPOGRAPHIC MAP

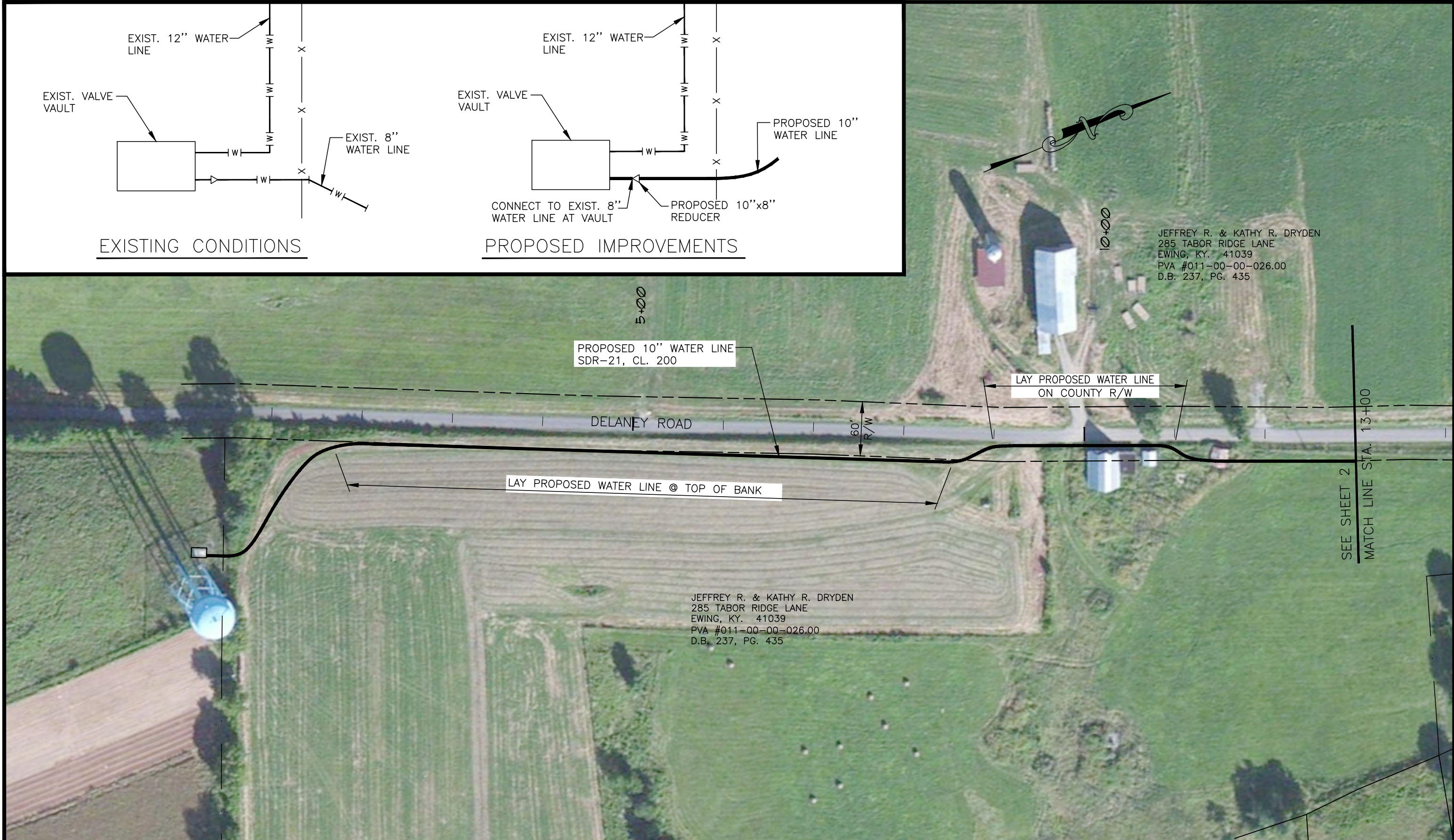
SHEET
GN1



EXISTING CONDITIONS



PROPOSED IMPROVEMENTS



JEFFREY R. & KATHY R. DRYDEN
 285 TABOR RIDGE LANE
 EWING, KY. 41039
 PVA #011-00-00-026.00
 D.B. 237, PG. 435

JEFFREY R. & KATHY R. DRYDEN
 285 TABOR RIDGE LANE
 EWING, KY. 41039
 PVA #011-00-00-026.00
 D.B. 237, PG. 435

NO.	DATE	REVISIONS	CHK'D	APPR'D	DATE

PROJECT: 4250.00 DATE: MAY 2016		
SCALE: 1" = 100'		
DESIGNED BY	NAME	DATE
DRAWN BY	SAB	
CHECKED BY	JDR	
RECORD DWGS.		



3 HMB CIRCLE
 FRANKFORT, KENTUCKY
 (502) 695-9800
 (502) 695-9810 FAX



WATER LINE REPLACEMENT PROJECT - PHASE I
WESTERN FLEMING COUNTY WATER DISTRICT
FLEMING COUNTY, KENTUCKY

DELANEY ROAD
STA. 0+00 - STA. 13+00

SHEET
 1

P:\engr\4250.00 Western Fleming\CAD\KY 165 TO KY 32.dwg, 12/17/2019 1:25:01 PM, DWG To PDF.pc3



NO.	DATE	REVISIONS	CHK'D	APPR'D	DATE

PROJECT: 4250.00 DATE: MAY 2016		
SCALE: 1" = 100'		
DESIGNED BY	NAME	DATE
DRAWN BY	SAB	
CHECKED BY	JDR	
RECORD DWGS.		

HMB
 3 HMB CIRCLE
 FRANKFORT, KENTUCKY
 (502) 695-9800
 (502) 695-9810 FAX
 PROFESSIONAL ENGINEERS, INC.

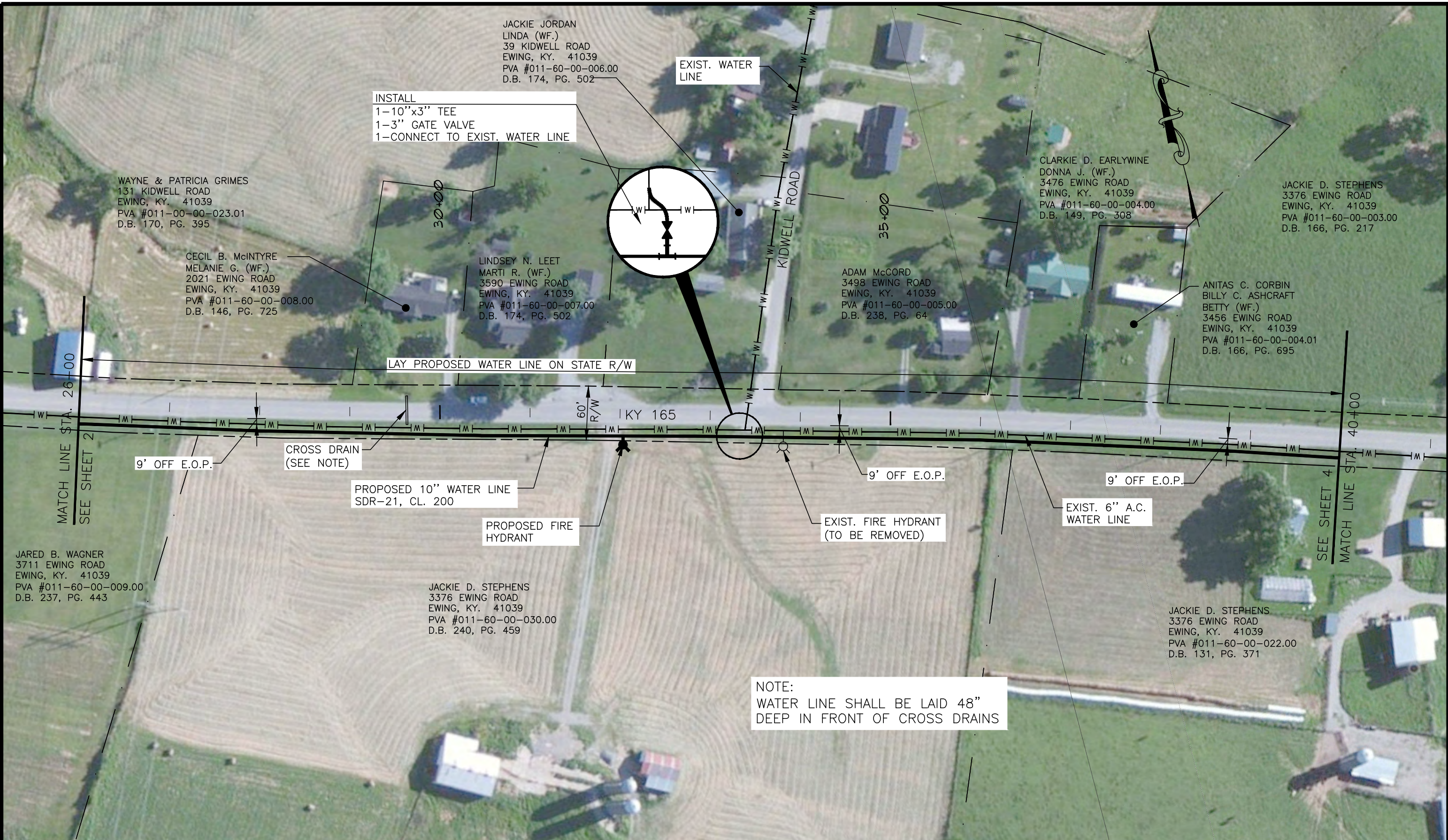
STATE OF KENTUCKY
 JEFF D. BROWN
 201469
 LICENSED PROFESSIONAL ENGINEER

WATER LINE REPLACEMENT PROJECT - PHASE I
WESTERN FLEMING COUNTY WATER DISTRICT
FLEMING COUNTY, KENTUCKY

KY 165
STA. 13+00 - STA. 26+00

SHEET
 2

P:\engr\env\4250.00 Western Fleming\CAD\KY 165 TO KY 32.dwg, 12/17/2019 1:28:11 PM, DWG To PDF.pc3



INSTALL
 1-10"x3" TEE
 1-3" GATE VALVE
 1-CONNECT TO EXIST. WATER LINE

LAY PROPOSED WATER LINE ON STATE R/W

CROSS DRAIN
 (SEE NOTE)

PROPOSED 10" WATER LINE
 SDR-21, CL. 200

PROPOSED FIRE
 HYDRANT

EXIST. FIRE HYDRANT
 (TO BE REMOVED)

EXIST. 6" A.C.
 WATER LINE

NOTE:
 WATER LINE SHALL BE LAID 48"
 DEEP IN FRONT OF CROSS DRAINS

JARED B. WAGNER
 3711 EWING ROAD
 EWING, KY. 41039
 PVA #011-60-00-009.00
 D.B. 237, PG. 443

JACKIE D. STEPHENS
 3376 EWING ROAD
 EWING, KY. 41039
 PVA #011-60-00-030.00
 D.B. 240, PG. 459

JACKIE D. STEPHENS
 3376 EWING ROAD
 EWING, KY. 41039
 PVA #011-60-00-022.00
 D.B. 131, PG. 371

NO.	DATE	REVISIONS	CHK'D	APPR'D	DATE

PROJECT: 4250.00 DATE: MAY 2016
 SCALE: 1" = 100'

DESIGNED BY	NAME	DATE
JDR	JDR	
SAB	SAB	
JDR	JDR	
RECORD DWGS.		



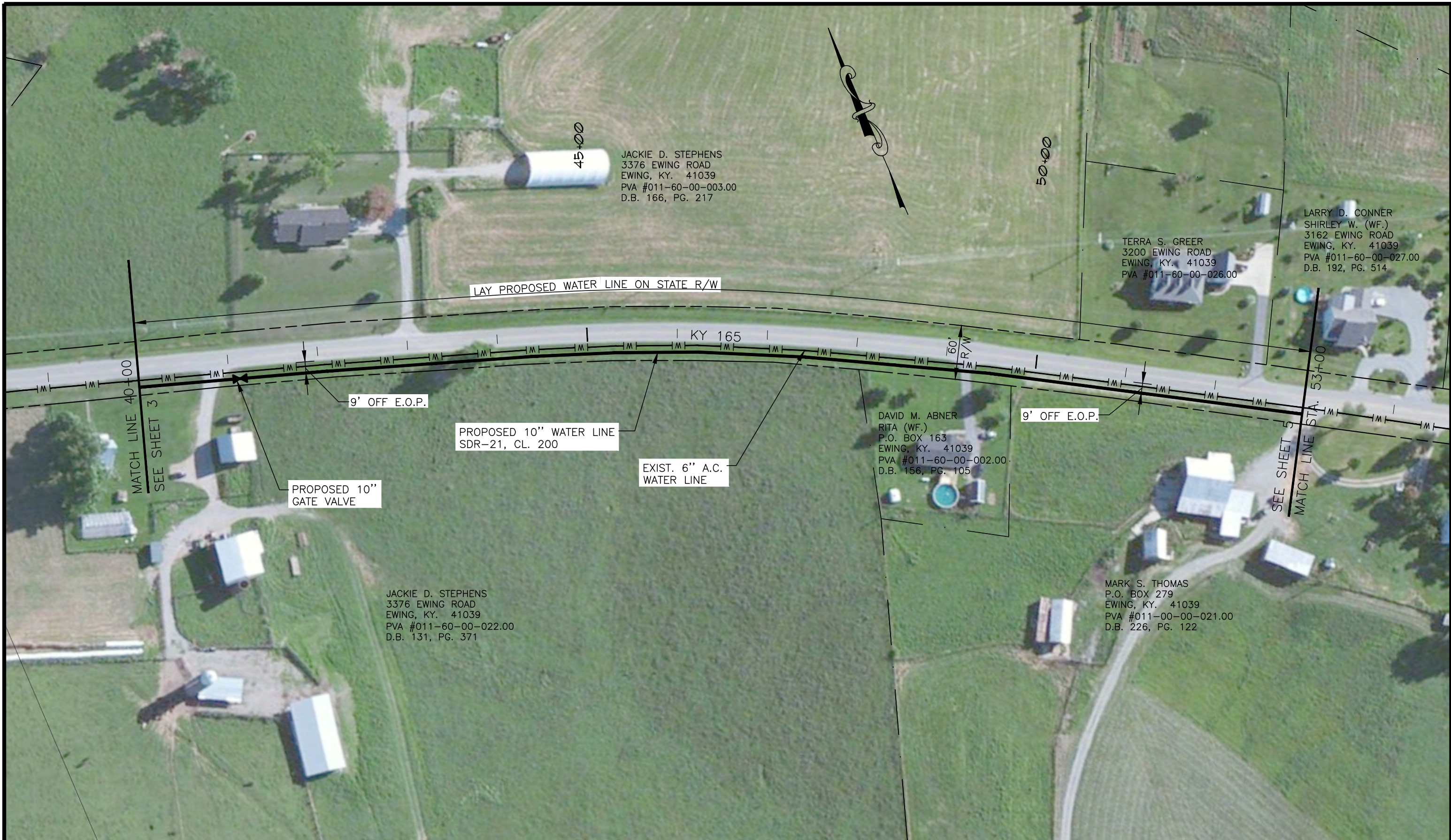
3 HMB CIRCLE
 FRANKFORT, KENTUCKY
 (502) 695-9800
 (502) 695-9810 FAX



WATER LINE REPLACEMENT PROJECT - PHASE I
WESTERN FLEMING COUNTY WATER DISTRICT
FLEMING COUNTY, KENTUCKY

KY 165
STA. 26+00 - STA. 40+00

SHEET
 3




NO.	DATE	REVISIONS	CHK'D	APPR'D	DATE

PROJECT: 4250.00 DATE: MAY 2016		
SCALE: 1" = 100'		
DESIGNED BY	NAME	DATE
DRAWN BY	SAB	
CHECKED BY	JDR	
RECORD DWGS.		



3 HMB CIRCLE
FRANKFORT, KENTUCKY
(502) 695-9800
(502) 695-9810 FAX

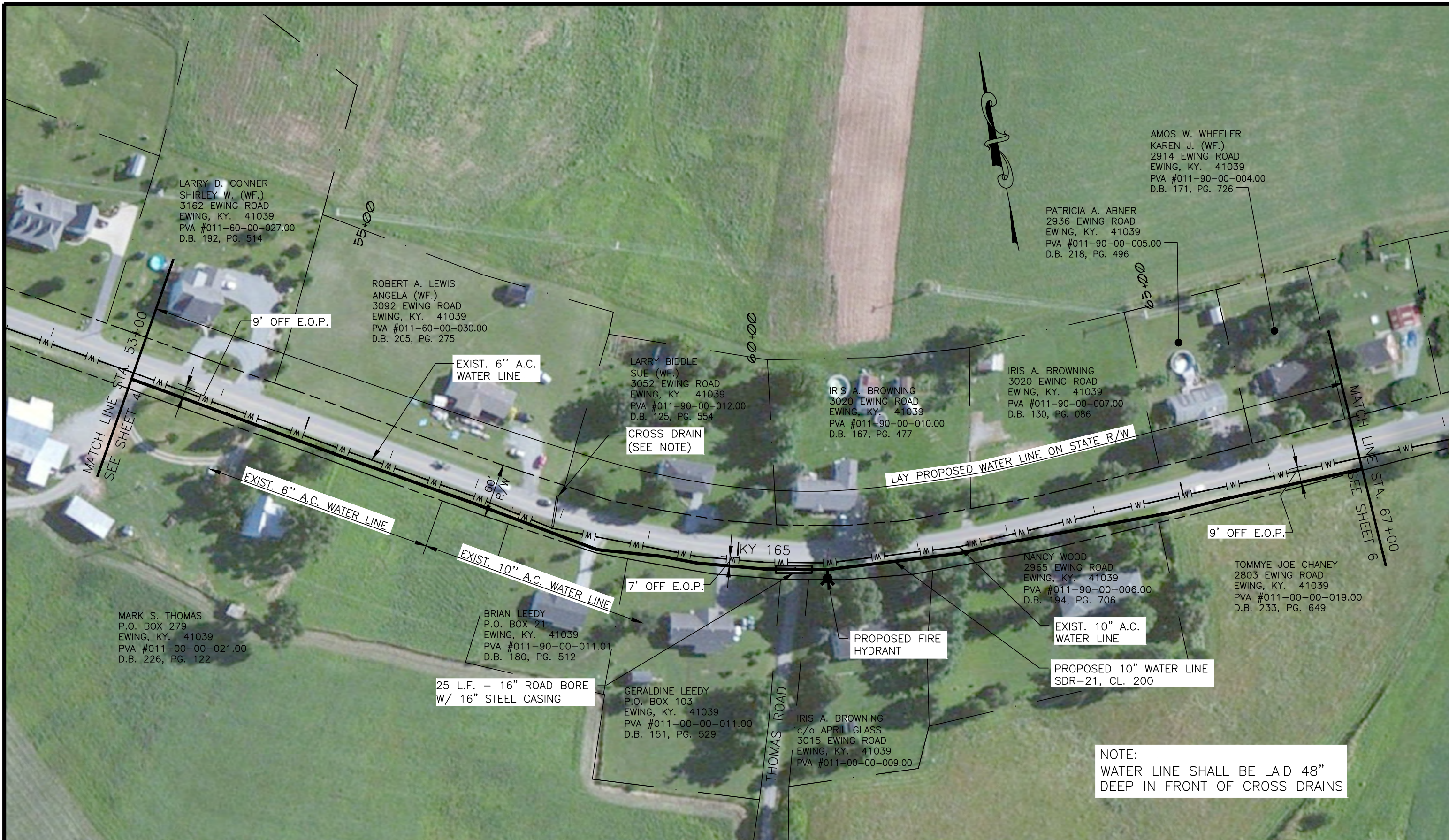


WATER LINE REPLACEMENT PROJECT - PHASE I
WESTERN FLEMING COUNTY WATER DISTRICT
FLEMING COUNTY, KENTUCKY

KY 165
STA. 40+00 - STA. 53+00

SHEET
4

P:\engr\4250.00 Western Fleming\CAD\KY 165 TO KY 32.dwg, 12/17/2019 1:37:19 PM, DWG To PDF.pc3



LARRY D. CONNER
SHIRLEY W. (WF.)
3162 EWING ROAD
EWING, KY. 41039
PVA #011-60-00-027.00
D.B. 192, PG. 514

ROBERT A. LEWIS
ANGELA (WF.)
3092 EWING ROAD
EWING, KY. 41039
PVA #011-60-00-030.00
D.B. 205, PG. 275

LARRY BIDDLE
SUE (WF.)
3052 EWING ROAD
EWING, KY. 41039
PVA #011-90-00-012.00
D.B. 125, PG. 554

IRIS A. BROWNING
3020 EWING ROAD
EWING, KY. 41039
PVA #011-90-00-010.00
D.B. 167, PG. 477

IRIS A. BROWNING
3020 EWING ROAD
EWING, KY. 41039
PVA #011-90-00-007.00
D.B. 130, PG. 086

PATRICIA A. ABNER
2936 EWING ROAD
EWING, KY. 41039
PVA #011-90-00-005.00
D.B. 218, PG. 496

AMOS W. WHEELER
KAREN J. (WF.)
2914 EWING ROAD
EWING, KY. 41039
PVA #011-90-00-004.00
D.B. 171, PG. 726

MARK S. THOMAS
P.O. BOX 279
EWING, KY. 41039
PVA #011-00-00-021.00
D.B. 226, PG. 122

BRIAN LEEDY
P.O. BOX 21
EWING, KY. 41039
PVA #011-90-00-011.01
D.B. 180, PG. 512

GERALDINE LEEDY
P.O. BOX 103
EWING, KY. 41039
PVA #011-00-00-011.00
D.B. 151, PG. 529

IRIS A. BROWNING
c/o APRIL GLASS
3015 EWING ROAD
EWING, KY. 41039
PVA #011-00-00-009.00

NANCY WOOD
2965 EWING ROAD
EWING, KY. 41039
PVA #011-90-00-006.00
D.B. 194, PG. 706

TOMMYE JOE CHANEY
2803 EWING ROAD
EWING, KY. 41039
PVA #011-00-00-019.00
D.B. 233, PG. 649

NOTE:
WATER LINE SHALL BE LAID 48"
DEEP IN FRONT OF CROSS DRAINS


NO.	DATE	REVISIONS	CHK'D	APPR'D	DATE

PROJECT: 4250.00 DATE: MAY 2016
SCALE: 1" = 100'

DESIGNED BY	NAME	DATE
JDR	JDR	
DRAWN BY	SAB	
CHECKED BY	JDR	
RECORD DWGS.		



3 HMB CIRCLE
FRANKFORT, KENTUCKY
(502) 695-9800
(502) 695-9810 FAX

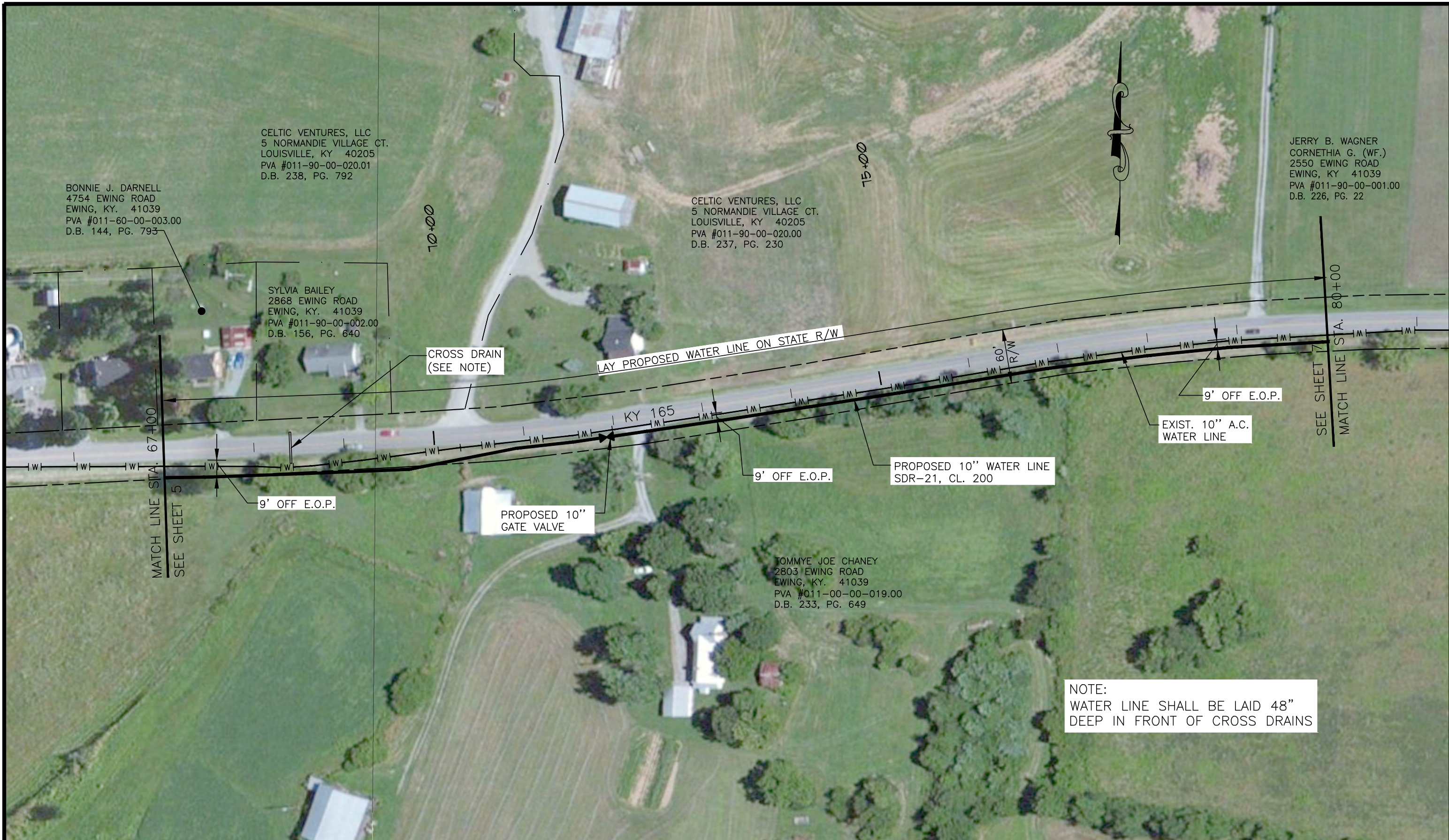


WATER LINE REPLACEMENT PROJECT - PHASE I
WESTERN FLEMING COUNTY WATER DISTRICT
FLEMING COUNTY, KENTUCKY

KY 165
STA. 53+00 - STA. 67+00

SHEET
5

P:\engr\4250.00 Western Fleming\CAD\KY 165 TO KY 32.dwg, 12/17/2019 1:40:51 PM, DWG To PDF.pc3



BONNIE J. DARNELL
4754 EWING ROAD
EWING, KY. 41039
PVA #011-60-00-003.00
D.B. 144, PG. 793

CELTIC VENTURES, LLC
5 NORMANDIE VILLAGE CT.
LOUISVILLE, KY 40205
PVA #011-90-00-020.01
D.B. 238, PG. 792

SYLVIA BAILEY
2868 EWING ROAD
EWING, KY. 41039
PVA #011-90-00-002.00
D.B. 156, PG. 640

CELTIC VENTURES, LLC
5 NORMANDIE VILLAGE CT.
LOUISVILLE, KY 40205
PVA #011-90-00-020.00
D.B. 237, PG. 230

JERRY B. WAGNER
CORNETHIA G. (WF.)
2550 EWING ROAD
EWING, KY 41039
PVA #011-90-00-001.00
D.B. 226, PG. 22

TOMMYE JOE CHANEY
2803 EWING ROAD
EWING, KY. 41039
PVA #011-00-00-019.00
D.B. 233, PG. 649

NOTE:
WATER LINE SHALL BE LAID 48"
DEEP IN FRONT OF CROSS DRAINS


NO.	DATE	REVISIONS	CHK'D	APPR'D	DATE

PROJECT: 4250.00 DATE: MAY 2016
SCALE: 1" = 100'

DESIGNED BY	NAME	DATE
JDR	JDR	
DRAWN BY	SAB	
CHECKED BY	JDR	
RECORD DWGS.		



3 HMB CIRCLE
FRANKFORT, KENTUCKY
(502) 695-9800
(502) 695-9810 FAX



WATER LINE REPLACEMENT PROJECT - PHASE I
WESTERN FLEMING COUNTY WATER DISTRICT
FLEMING COUNTY, KENTUCKY

KY 165
STA. 67+00 - STA. 80+00

SHEET
6

JERRY B. WAGNER
 CORNETHIA G. (WF.)
 2550 EWING ROAD
 EWING, KY 41039
 PVA #011-90-00-001.00
 D.B. 226, PG. 22

JERRY B. WAGNER
 CORNETHIA G. (WF.)
 2550 EWING ROAD
 EWING, KY 41039
 PVA #011-90-00-001.00
 D.B. 226, PG. 22

JERRY B. WAGNER
 CORNETHIA G. (WF.)
 2550 EWING ROAD
 EWING, KY 41039
 PVA #011-90-00-001.00
 D.B. 226, PG. 22



LAY PROPOSED WATER LINE ON STATE R/W

KY 165

MATCH LINE STA. 80+00
 SEE SHEET 6

SEE SHEET 8
 MATCH LINE STA. 94+00

9' OFF E.O.P.

PROPOSED 10" WATER LINE
 SDR-21, CL. 200

9' OFF E.O.P.

EXIST. 10" A.C.
 WATER LINE

CROSS DRAIN
 (SEE NOTE)

TOMMYE JOE CHANEY
 2803 EWING ROAD
 EWING, KY. 41039
 PVA #011-00-00-019.00
 D.B. 233, PG. 649

NOTE:
 WATER LINE SHALL BE LAID 48"
 DEEP IN FRONT OF CROSS DRAINS

NO.	DATE	REVISIONS	CHK'D	APPR'D	DATE

PROJECT: 4250.00 DATE: MAY 2016
 SCALE: 1" = 100'

DESIGNED BY	NAME	DATE
JDR	JDR	
DRAWN BY	SAB	
CHECKED BY	JDR	
RECORD DWGS.		



3 HMB CIRCLE
 FRANKFORT, KENTUCKY
 (502) 695-9800
 (502) 695-9810 FAX



WATER LINE REPLACEMENT PROJECT - PHASE I
WESTERN FLEMING COUNTY WATER DISTRICT
FLEMING COUNTY, KENTUCKY

KY 165
STA. 80+00 - STA. 94+00

SHEET
 7



JERRY B. WAGNER
 CORNETHIA G. (WF.)
 2550 EWING ROAD
 EWING, KY 41039
 PVA #011-90-00-001.00
 D.B. 226, PG. 22

95+00

LARRY T. INGRAM
 JAN B. (WF.)
 2278 EWING ROAD
 EWING, KY 41039
 PVA #011-00-00-018.00
 D.B. 212, PG. 779

100+00

WAYNE DUGAN
 P.O. BOX 167
 EWING, KY 41039
 PVA #016-00-00-010.01
 D.B. 229, PG. 154

105+00

NORMA WORKMAN
 61 LEDAN STREET
 FLEMINGSBURG, KY 41041
 PVA #016-00-00-010.00
 D.B. 105, PG. 218

PROPOSED 10" WATER LINE
 SDR-21, CL. 200

PROPOSED FIRE
 HYDRANT

EXIST. SERVICE
 LINE

SEE SHEET 7
 MATCH LINE STA. 94+00

KY 165

60'
 R/W

PROPOSED 10"
 GATE VALVE

EXIST. 10" A.C.
 WATER LINE

SEE SHEET 9
 MATCH LINE STA. 108+00

CONNECT EXIST. SERVICE LINE
 TO PROPOSED WATER LINE

TOMMY JOE CHANEY
 2803 EWING ROAD
 EWING, KY. 41039
 PVA #011-00-00-019.00
 D.B. 233, PG. 649

NO.	DATE	REVISIONS	CHK'D	APPR'D	DATE

PROJECT: 4250.00 DATE: MAY 2016
 SCALE: 1" = 100'

DESIGNED BY	NAME	DATE
JDR	JDR	
DRAWN BY	SAB	
CHECKED BY	JDR	
RECORD DWGS.		



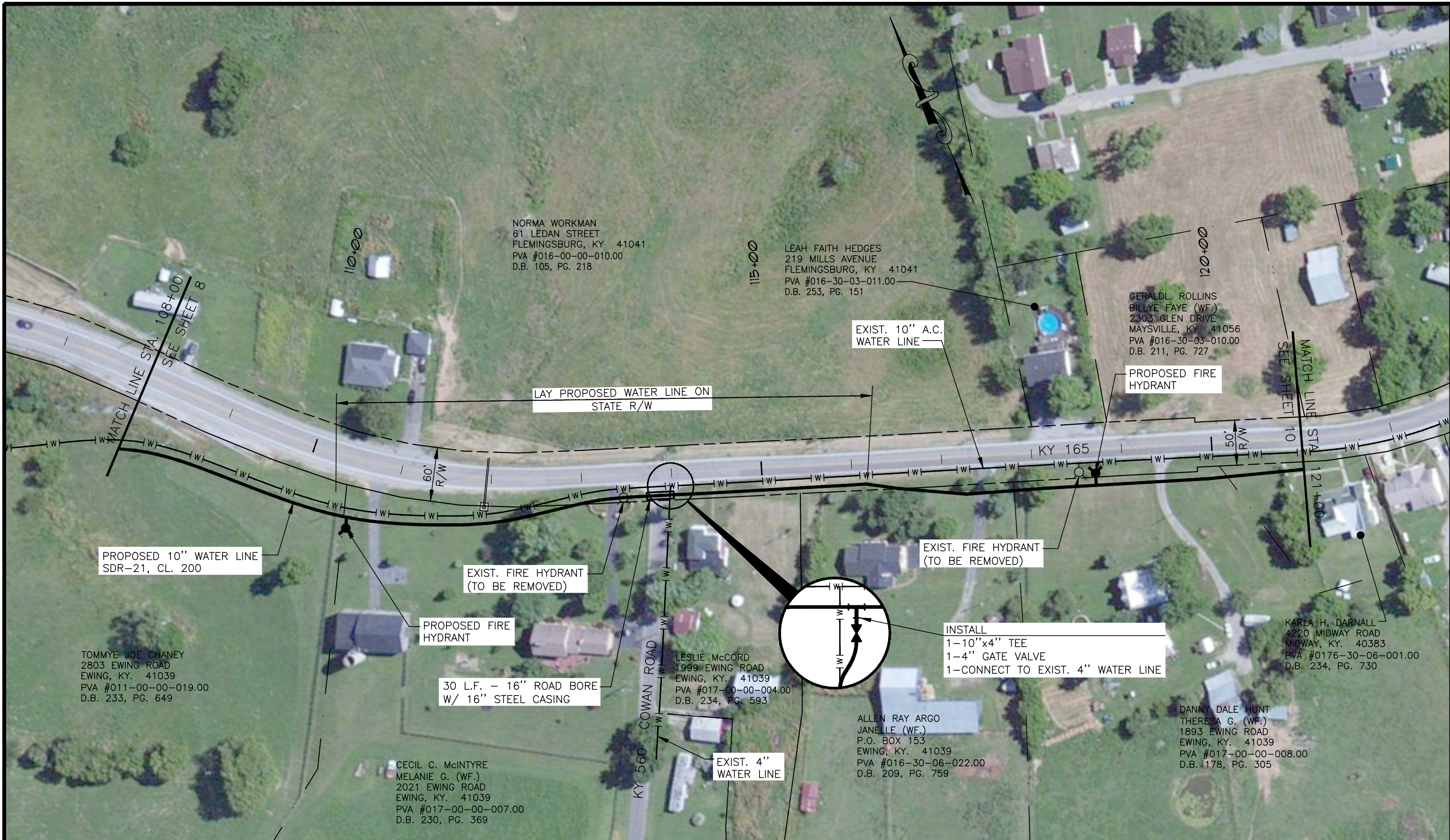
3 HMB CIRCLE
 FRANKFORT, KENTUCKY
 (502) 695-9800
 (502) 695-9810 FAX



WATER LINE REPLACEMENT PROJECT - PHASE I
WESTERN FLEMING COUNTY WATER DISTRICT
FLEMING COUNTY, KENTUCKY

KY 165
STA. 94+00 - STA. 108+00

SHEET
 8




NO.	DATE	REVISIONS	CHK'D	APPR'D	DATE

PROJECT: 4250.00 DATE: MAY 2016		
SCALE: 1" = 100'		
DESIGNED BY	JDR	NAME
DRAWN BY	SAB	DATE
CHECKED BY	JDR	
RECORD DWGS.		



3 HMB CIRCLE
FRANKFORT, KENTUCKY
(502) 695-9800
(502) 695-9810 FAX



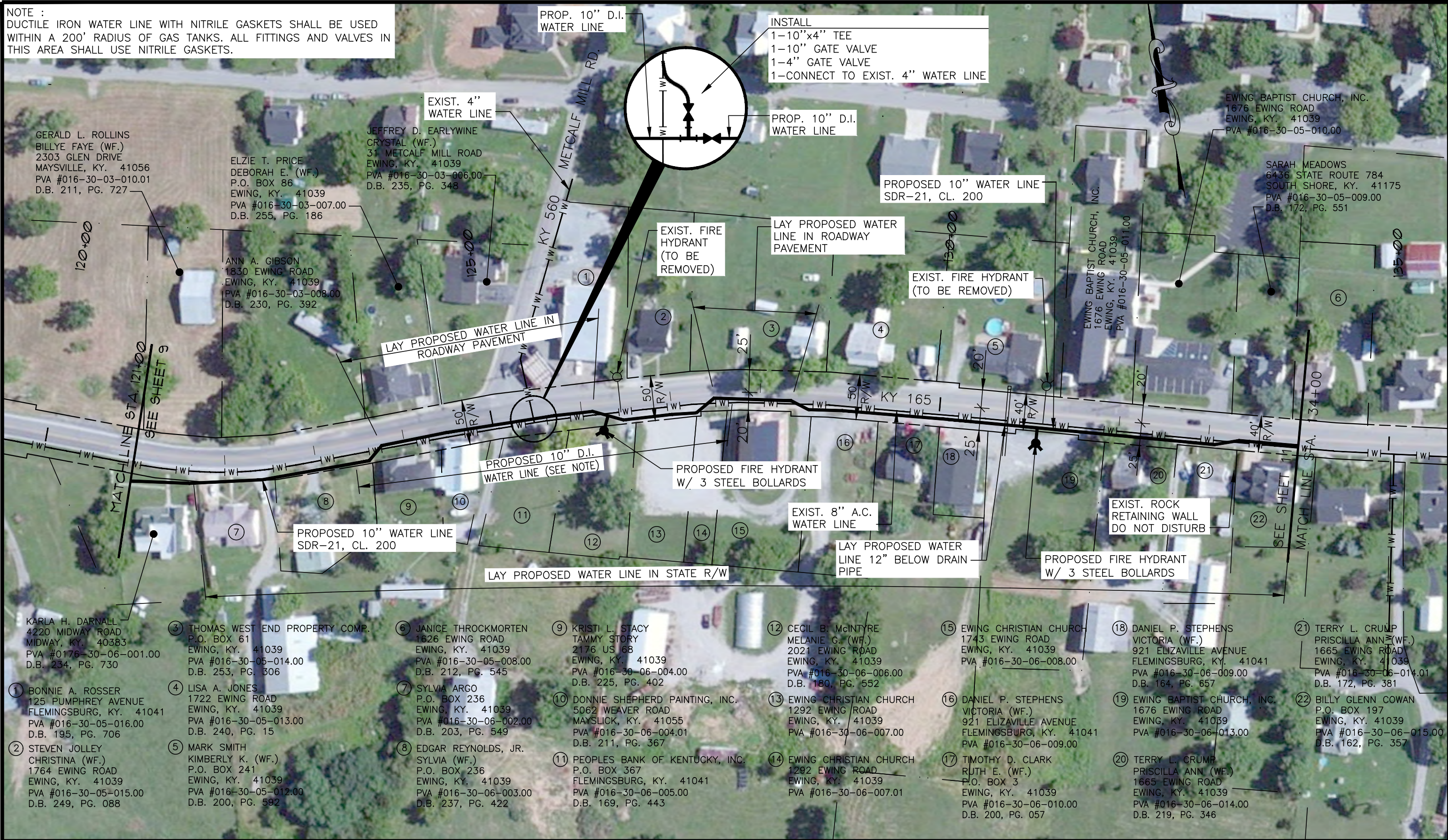
WATER LINE REPLACEMENT PROJECT - PHASE I
WESTERN FLEMING COUNTY WATER DISTRICT
FLEMING COUNTY, KENTUCKY

KY 165
STA. 108+00 - STA. 121+00

SHEET
9

P:\engr\env\4250.00 Western Fleming\CAD\KY 165 TO KY 32.dwg, 12/17/2019 1:46:53 PM, DWG To PDF.pc3

NOTE :
 DUCTILE IRON WATER LINE WITH NITRILE GASKETS SHALL BE USED
 WITHIN A 200' RADIUS OF GAS TANKS. ALL FITTINGS AND VALVES IN
 THIS AREA SHALL USE NITRILE GASKETS.



GERALD L. ROLLINS
 BILLYE FAYE (WF.)
 2303 GLEN DRIVE
 MAYSVILLE, KY. 41056
 PVA #016-30-03-010.01
 D.B. 211, PG. 727

ELZIE T. PRICE
 DEBORAH E. (WF.)
 P.O. BOX 86
 EWING, KY. 41039
 PVA #016-30-03-007.00
 D.B. 255, PG. 186

JEFFREY D. EARLYWINE
 CRYSTAL (WF.)
 31 METCALF MILL ROAD
 EWING, KY. 41039
 PVA #016-30-03-006.00
 D.B. 235, PG. 348

ANN A. GIBSON
 1830 EWING ROAD
 EWING, KY. 41039
 PVA #016-30-03-008.00
 D.B. 230, PG. 392

EWING BAPTIST CHURCH, INC.
 1676 EWING ROAD
 EWING, KY. 41039
 PVA #016-30-05-010.00

SARAH MEADOWS
 6436 STATE ROUTE 784
 SOUTH SHORE, KY. 41175
 PVA #016-30-05-009.00
 D.B. 172, PG. 551

EWING BAPTIST CHURCH, INC.
 1676 EWING ROAD
 EWING, KY. 41039
 PVA #016-30-05-011.00

KARLA H. DARNALL
 4220 MIDWAY ROAD
 MIDWAY, KY. 40383
 PVA #0176-30-06-001.00
 D.B. 234, PG. 730

3 THOMAS WEST END PROPERTY COMP.
 P.O. BOX 61
 EWING, KY. 41039
 PVA #016-30-05-014.00
 D.B. 253, PG. 306

6 JANICE THROCKMORTEN
 1626 EWING ROAD
 EWING, KY. 41039
 PVA #016-30-05-008.00
 D.B. 212, PG. 545

9 KRISTI L. STACY
 TAMMY STORY
 2176 US 68
 EWING, KY. 41039
 PVA #016-30-06-004.00
 D.B. 225, PG. 402

12 CECIL B. McINTYRE
 MELANIE G. (WF.)
 2021 EWING ROAD
 EWING, KY. 41039
 PVA #016-30-06-006.00
 D.B. 180, PG. 552

15 EWING CHRISTIAN CHURCH
 1743 EWING ROAD
 EWING, KY. 41039
 PVA #016-30-06-008.00

18 DANIEL P. STEPHENS
 VICTORIA (WF.)
 921 ELIZAVILLE AVENUE
 FLEMINGSBURG, KY. 41041
 PVA #016-30-06-009.00
 D.B. 164, PG. 657

21 TERRY L. CRUMP
 PRISCILLA ANN (WF.)
 1665 EWING ROAD
 EWING, KY. 41039
 PVA #016-30-06-014.01
 D.B. 172, PG. 381

1 BONNIE A. ROSSER
 125 PUMPHREY AVENUE
 FLEMINGSBURG, KY. 41041
 PVA #016-30-05-016.00
 D.B. 195, PG. 706

4 LISA A. JONES
 1722 EWING ROAD
 EWING, KY. 41039
 PVA #016-30-05-013.00
 D.B. 240, PG. 15

7 SYLVIA ARGO
 P.O. BOX 236
 EWING, KY. 41039
 PVA #016-30-06-002.00
 D.B. 203, PG. 549

10 DONNIE SHEPHERD PAINTING, INC.
 5062 WEAVER ROAD
 MAYS LICK, KY. 41055
 PVA #016-30-06-004.01
 D.B. 211, PG. 367

13 EWING CHRISTIAN CHURCH
 1292 EWING ROAD
 EWING, KY. 41039
 PVA #016-30-06-007.00

16 DANIEL P. STEPHENS
 VICTORIA (WF.)
 921 ELIZAVILLE AVENUE
 FLEMINGSBURG, KY. 41041
 PVA #016-30-06-009.00

19 EWING BAPTIST CHURCH, INC.
 1676 EWING ROAD
 EWING, KY. 41039
 PVA #016-30-06-013.00

22 BILLY GLENN COWAN
 P.O. BOX 197
 EWING, KY. 41039
 PVA #016-30-06-015.00
 D.B. 162, PG. 357

2 STEVEN JOLLEY
 CHRISTINA (WF.)
 1764 EWING ROAD
 EWING, KY. 41039
 PVA #016-30-05-015.00
 D.B. 249, PG. 088

5 MARK SMITH
 KIMBERLY K. (WF.)
 P.O. BOX 241
 EWING, KY. 41039
 PVA #016-30-05-012.00
 D.B. 200, PG. 592

8 EDGAR REYNOLDS, JR.
 SYLVIA (WF.)
 P.O. BOX 236
 EWING, KY. 41039
 PVA #016-30-06-003.00
 D.B. 237, PG. 422

11 PEOPLES BANK OF KENTUCKY, INC.
 P.O. BOX 367
 FLEMINGSBURG, KY. 41041
 PVA #016-30-06-005.00
 D.B. 169, PG. 443

14 EWING CHRISTIAN CHURCH
 1292 EWING ROAD
 EWING, KY. 41039
 PVA #016-30-06-007.01

17 TIMOTHY D. CLARK
 RJTH E. (WF.)
 P.O. BOX 3
 EWING, KY. 41039
 PVA #016-30-06-010.00
 D.B. 200, PG. 057

20 TERRY L. CRUMP
 PRISCILLA ANN (WF.)
 1665 EWING ROAD
 EWING, KY. 41039
 PVA #016-30-06-014.00
 D.B. 219, PG. 346


NO.	DATE	REVISIONS	CHK'D	APPR'D	DATE

PROJECT: 425000 DATE: MAY 2016
 SCALE: 1" = 100'

DESIGNED BY	NAME	DATE
JDR	JDR	
DRAWN BY	SAB	
CHECKED BY	JDR	
RECORD DWGS.		



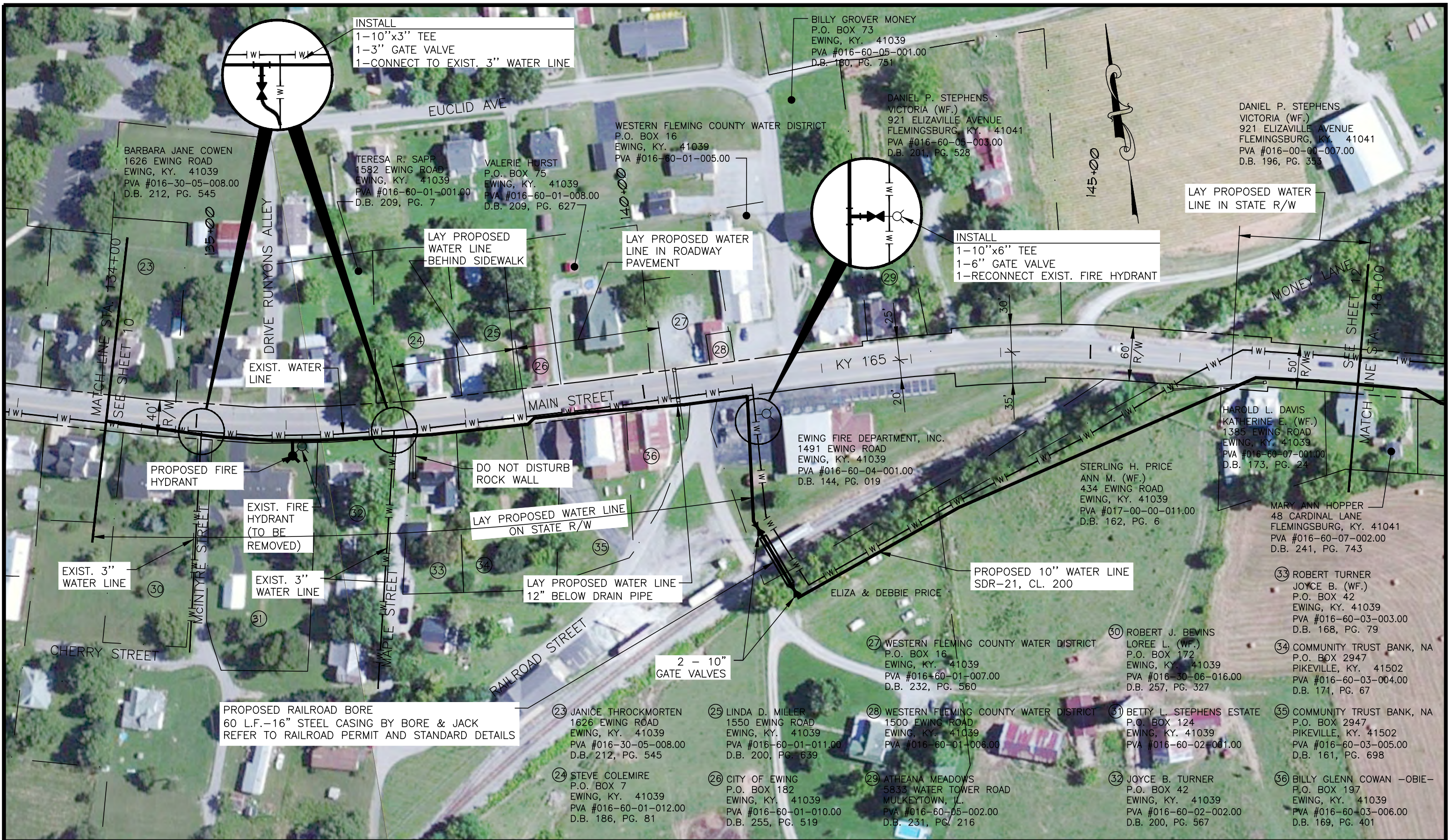
3 HMB CIRCLE
 FRANKFORT, KENTUCKY
 (502) 695-9800
 (502) 695-9810 FAX



WATER LINE REPLACEMENT PROJECT - PHASE I
WESTERN FLEMING COUNTY WATER DISTRICT
FLEMING COUNTY, KENTUCKY

KY 165
STA. 121+00 - STA. 134+00

P:\engr\4250.00 - Western Fleming\CAD\KY 165 TO KY 32.dwg, 12/17/2019 1:51:08 PM, DWG To PDF.pc3



NO.	DATE	REVISIONS	CHK'D	APPR'D	DATE

PROJECT: 4250.00 DATE: MAY 2016		
SCALE: 1" = 100'		
DESIGNED BY	NAME	DATE
DRAWN BY	SAB	
CHECKED BY	JDR	
RECORD DWGS.		

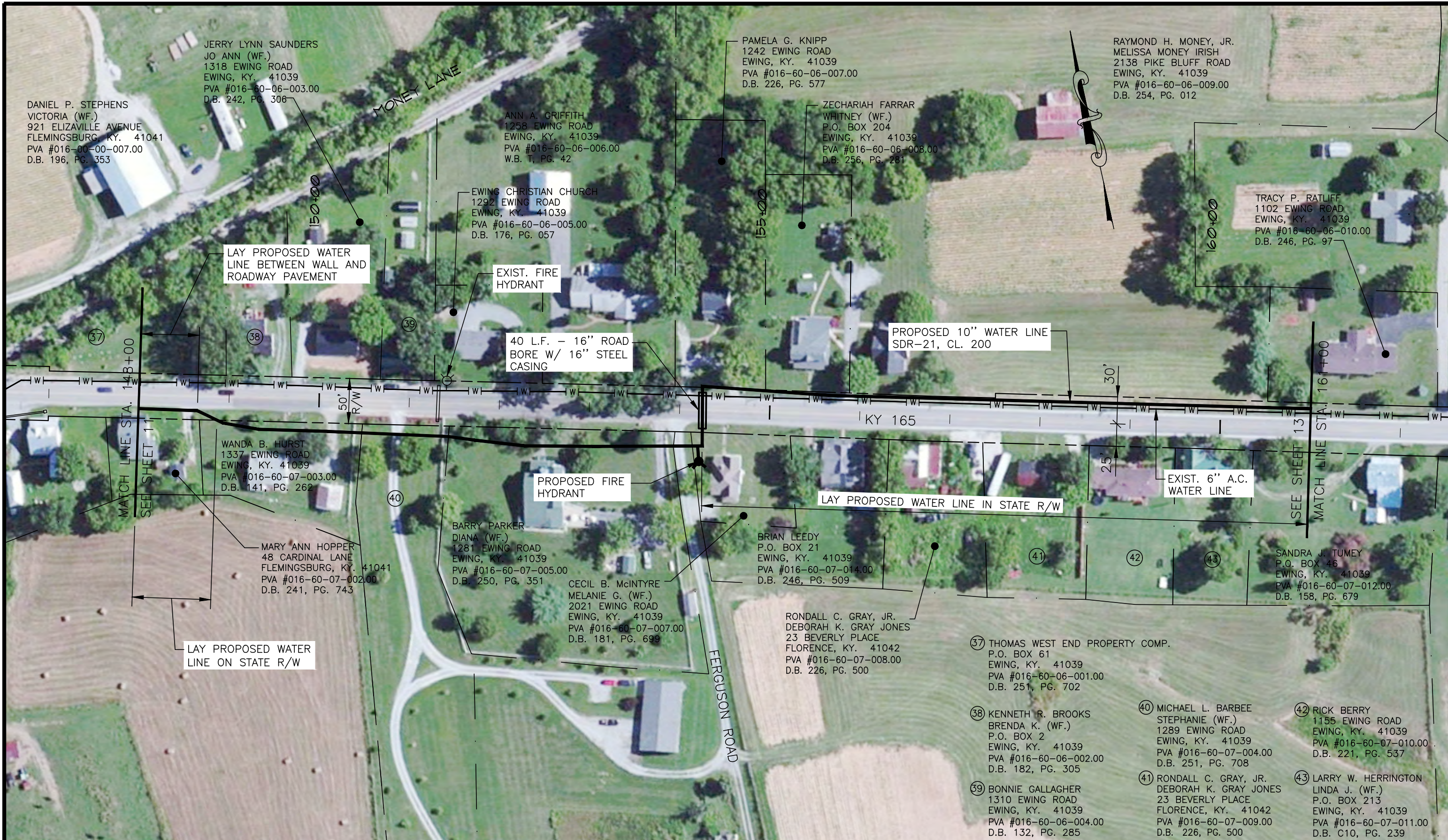


WATER LINE REPLACEMENT PROJECT - PHASE I
WESTERN FLEMING COUNTY WATER DISTRICT
FLEMING COUNTY, KENTUCKY

KY 165
STA. 134+00 - STA. 148+00

SHEET 11

P:\engr\4250.00 Western Fleming\CAD\KY 165 TO KY 32.dwg, 12/17/2019 1:52:17 PM, DWG To PDF.pc3



NO.	DATE	REVISIONS	CHK'D	APPR'D	DATE

PROJECT: 425000 DATE: MAY 2016		
SCALE: 1" = 100'		
DESIGNED BY	NAME	DATE
JDR	JDR	
DRAWN BY	SAB	
CHECKED BY	JDR	
RECORD DUGS.		



3 HMB CIRCLE
FRANKFORT, KENTUCKY
(502) 695-9800
(502) 695-9810 FAX

PROFESSIONAL ENGINEERS, INC.

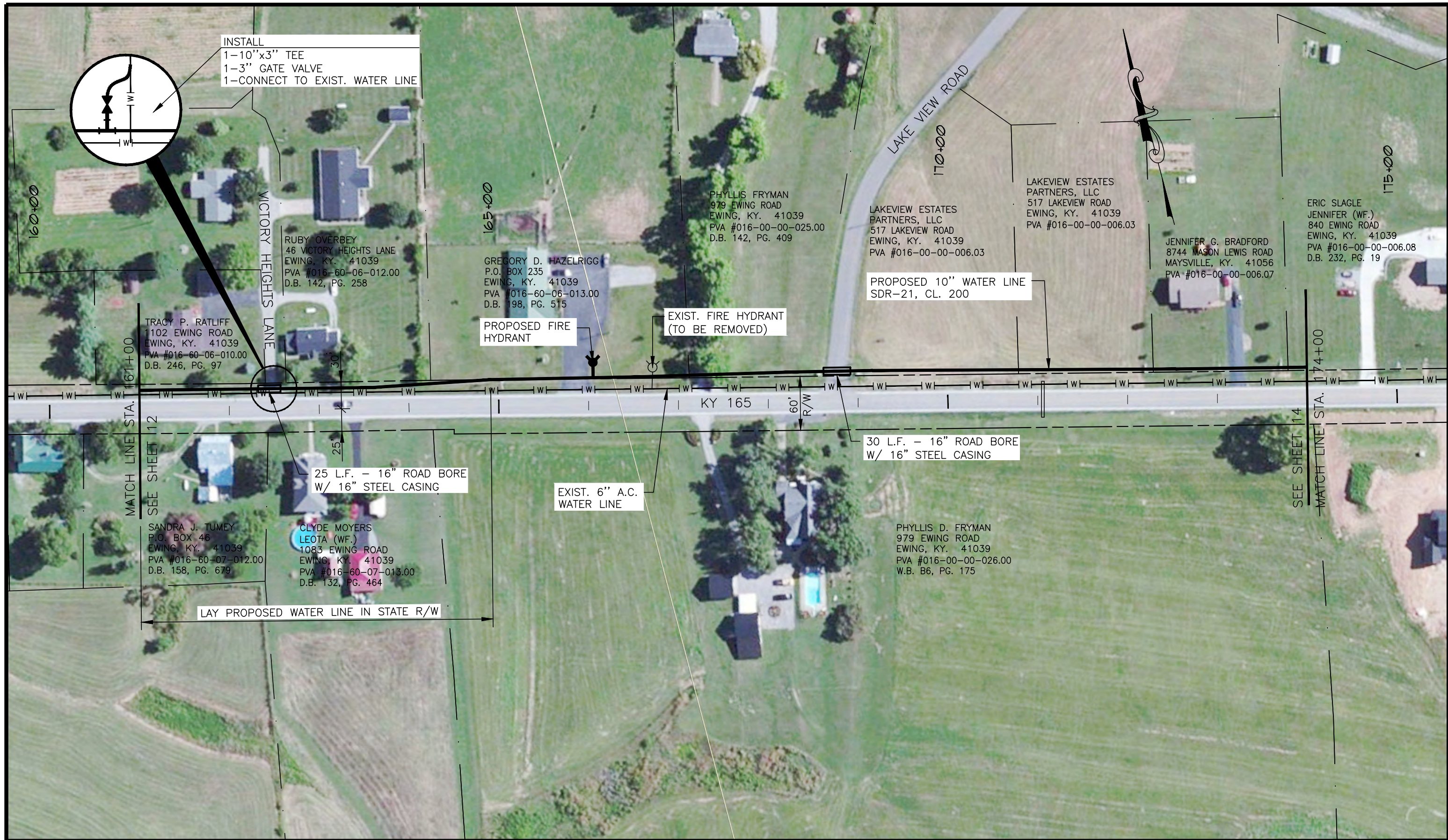


JEFF D. REYNOLDS
20489
LICENSED PROFESSIONAL ENGINEER

WATER LINE REPLACEMENT PROJECT - PHASE I
WESTERN FLEMING COUNTY WATER DISTRICT
FLEMING COUNTY, KENTUCKY

KY 165
STA. 148+00 - STA. 161+00

P:\engr\env\425000\Western Fleming\CAD\KY 165 TO KY 32.dwg, 12/17/2019 1:53:23 PM, DWG To PDF.pc3



INSTALL
 1-10"x3" TEE
 1-3" GATE VALVE
 1-CONNECT TO EXIST. WATER LINE

TRACY P. RATLIFF
 1102 EWING ROAD
 EWING, KY. 41039
 PVA #016-60-06-010.00
 D.B. 246, PG. 97

RUBY OVERBEY
 46 VICTORY HEIGHTS LANE
 EWING, KY. 41039
 PVA #016-60-06-012.00
 D.B. 142, PG. 258

GREGORY D. HAZELRIGG
 P.O. BOX 235
 EWING, KY. 41039
 PVA #016-60-06-013.00
 D.B. 198, PG. 515

PHYLLIS FRYMAN
 979 EWING ROAD
 EWING, KY. 41039
 PVA #016-00-00-025.00
 D.B. 142, PG. 409

LAKEVIEW ESTATES PARTNERS, LLC
 517 LAKEVIEW ROAD
 EWING, KY. 41039
 PVA #016-00-00-006.03

LAKEVIEW ESTATES PARTNERS, LLC
 517 LAKEVIEW ROAD
 EWING, KY. 41039
 PVA #016-00-00-006.03

JENNIFER G. BRADFORD
 8744 MASON LEWIS ROAD
 MAYSVILLE, KY. 41056
 PVA #016-00-00-006.07

ERIC SLAGLE
 JENNIFER (WF.)
 840 EWING ROAD
 EWING, KY. 41039
 PVA #016-00-00-006.08
 D.B. 232, PG. 19

MATCH LINE STA. 161+00
 SEE SHEET 12

SEE SHEET 14
 MATCH LINE STA. 174+00

LAY PROPOSED WATER LINE IN STATE R/W

NO.	DATE	REVISIONS	CHK'D	APPR'D	DATE

PROJECT: 425000 DATE: MAY 2016
 SCALE: 1" = 100'

DESIGNED BY	NAME	DATE
JDR	JDR	
DRAWN BY	SAB	
CHECKED BY	JDR	
RECORD DWGS.		



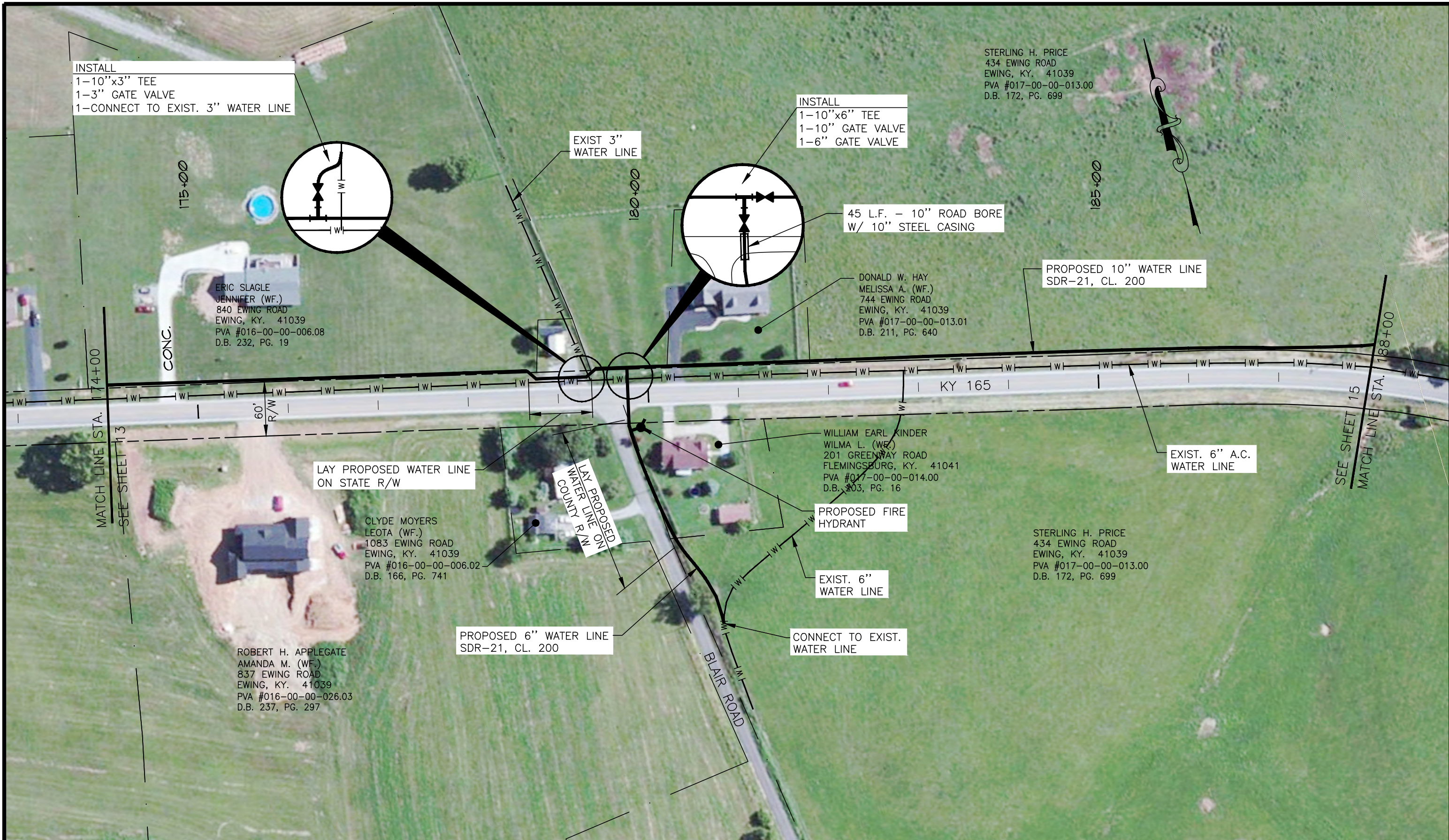
3 HMB CIRCLE
 FRANKFORT, KENTUCKY
 (502) 695-9800
 (502) 695-9810 FAX



WATER LINE REPLACEMENT PROJECT - PHASE I
WESTERN FLEMING COUNTY WATER DISTRICT
FLEMING COUNTY, KENTUCKY

KY 165
STA. 161+00 - STA. 174+00

SHEET
 13



STERLING H. PRICE
 434 EWING ROAD
 EWING, KY. 41039
 PVA #017-00-00-013.00
 D.B. 172, PG. 699

INSTALL
 1-10"x3" TEE
 1-3" GATE VALVE
 1-CONNECT TO EXIST. 3" WATER LINE

INSTALL
 1-10"x6" TEE
 1-10" GATE VALVE
 1-6" GATE VALVE

45 L.F. - 10" ROAD BORE
 W/ 10" STEEL CASING

PROPOSED 10" WATER LINE
 SDR-21, CL. 200

DONALD W. HAY
 MELISSA A. (WF.)
 744 EWING ROAD
 EWING, KY. 41039
 PVA #017-00-00-013.01
 D.B. 211, PG. 640

ERIC SLAGLE
 JENNIFER (WF.)
 840 EWING ROAD
 EWING, KY. 41039
 PVA #016-00-00-006.08
 D.B. 232, PG. 19

EXIST. 6" A.C.
 WATER LINE

WILLIAM EARL KINDER
 WILMA L. (WF.)
 201 GREENWAY ROAD
 FLEMINGSBURG, KY. 41041
 PVA #017-00-00-014.00
 D.B. 203, PG. 16

PROPOSED FIRE
 HYDRANT

STERLING H. PRICE
 434 EWING ROAD
 EWING, KY. 41039
 PVA #017-00-00-013.00
 D.B. 172, PG. 699

LAY PROPOSED WATER LINE
 ON STATE R/W

CLYDE MOYERS
 LEOTA (WF.)
 1083 EWING ROAD
 EWING, KY. 41039
 PVA #016-00-00-006.02
 D.B. 166, PG. 741

EXIST. 6"
 WATER LINE

PROPOSED 6" WATER LINE
 SDR-21, CL. 200

CONNECT TO EXIST.
 WATER LINE

ROBERT H. APPLEGATE
 AMANDA M. (WF.)
 837 EWING ROAD
 EWING, KY. 41039
 PVA #016-00-00-026.03
 D.B. 237, PG. 297

NO.	DATE	REVISIONS	CHK'D	APPR'D	DATE

PROJECT: 4250.00 DATE: MAY 2016
 SCALE: 1" = 100'

DESIGNED BY	NAME	DATE
JDR	JDR	
DRAWN BY	SAB	
CHECKED BY	JDR	
RECORD DWGS.		



3 HMB CIRCLE
 FRANKFORT, KENTUCKY
 (502) 695-9800
 (502) 695-9810 FAX



WATER LINE REPLACEMENT PROJECT - PHASE I
WESTERN FLEMING COUNTY WATER DISTRICT
FLEMING COUNTY, KENTUCKY

KY 165
STA. 174+00 - STA. 188+00

P:\engr\4250.00 Western Fleming\CAD\KY 165 TO KY 32.dwg, 12/17/2019 2:00:49 PM, DWG To PDF.pc3

STERLING H. PRICE
 434 EWING ROAD
 EWING, KY. 41039
 PVA #017-00-00-013.00
 D.B. 172, PG. 699

DALE EMMONS
 BRENDA (WF.)
 350 EWING ROAD
 EWING, KY. 41039
 PVA #017-70-00-005.00
 D.B. 236, PG. 540

EXIST. 4" WATER LINE

PROPOSED 10" WATER LINE
 SDR-21, CL. 200

JUDY JOHNSON
 116 GREENWAY ROAD
 FLEMINGSBURG, KY. 41041
 PVA #017-70-00-001.00
 D.B. 182, PG. 410

EXIST. 6" A.C. WATER LINE

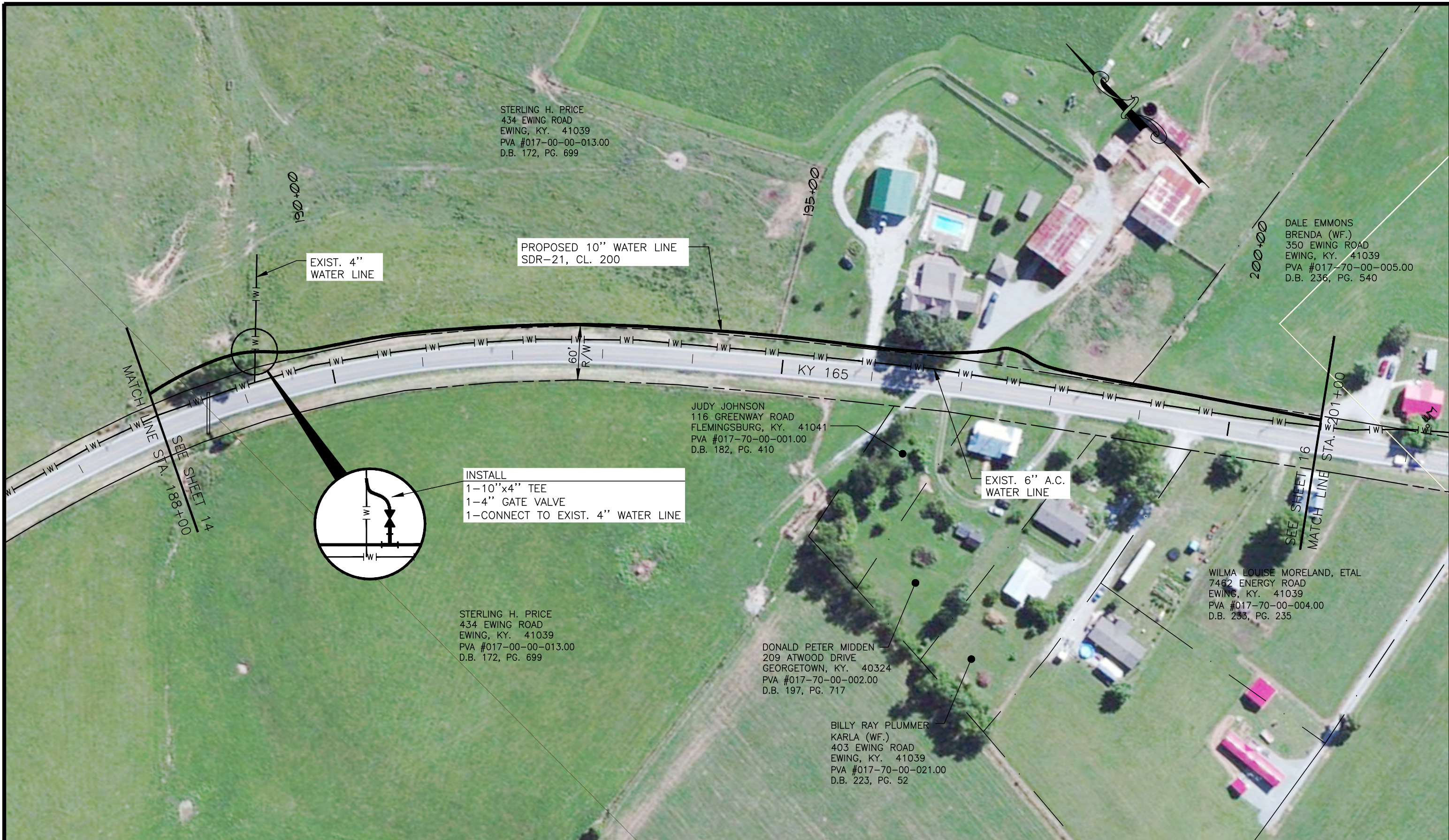
INSTALL
 1-10"x4" TEE
 1-4" GATE VALVE
 1-CONNECT TO EXIST. 4" WATER LINE

STERLING H. PRICE
 434 EWING ROAD
 EWING, KY. 41039
 PVA #017-00-00-013.00
 D.B. 172, PG. 699

WILMA LOUISE MORELAND, ETAL
 7462 ENERGY ROAD
 EWING, KY. 41039
 PVA #017-70-00-004.00
 D.B. 233, PG. 235

DONALD PETER MIDDEN
 209 ATWOOD DRIVE
 GEORGETOWN, KY. 40324
 PVA #017-70-00-002.00
 D.B. 197, PG. 717

BILLY RAY PLUMMER
 KARLA (WF.)
 403 EWING ROAD
 EWING, KY. 41039
 PVA #017-70-00-021.00
 D.B. 223, PG. 52




NO.	DATE	REVISIONS	CHK'D	APPR'D	DATE

PROJECT: 4250.00 DATE: MAY 2016
 SCALE: 1" = 100'

DESIGNED BY	NAME	DATE
JDR	JDR	
DRAWN BY	SAB	
CHECKED BY	JDR	
RECORD DWGS.		



3 HMB CIRCLE
 FRANKFORT, KENTUCKY
 (502) 695-9800
 (502) 695-9810 FAX



WATER LINE REPLACEMENT PROJECT - PHASE I
WESTERN FLEMING COUNTY WATER DISTRICT
FLEMING COUNTY, KENTUCKY

KY 165
STA. 188+00 - STA. 201+00

P:\engr\4250.00 Western Fleming\CAD\KY 165 TO KY 32.dwg, 12/17/2019 2:02:15 PM, DWG To PDF.pc3

SUSAN DORSEY BREWER
 5664 ELIZAVILLE ROAD
 EWING, KY. 41039
 PVA #017-70-00-012.00
 D.B. 165, PG. 381

DALE EMMONS
 BRENDA (WF.)
 350 EWING ROAD
 EWING, KY. 41039
 PVA #017-70-00-005.00
 D.B. 236, PG. 540

JEFF L. DONOVAN
 NANCY (WF.)
 P.O. BOX 36
 EWING, KY. 41039
 PVA #017-70-00-006.00
 D.B. 151, PG. 436

JEFF L. DONOVAN
 NANCY (WF.)
 P.O. BOX 36
 EWING, KY. 41039
 PVA #017-70-00-006.00
 D.B. 151, PG. 436

INSTALL
 1-8"x8" WET TAP w/ TAPPING VALVE
 1-10" GATE VALVE
 1-10" X 8" TEE
 1- CUT & CAP EXIST. 8" WATER LINE

EXIST. FIRE HYDRANT

EXIST. WATER LINE (TO REMAIN IN SERVICE)

EXIST. WATER LINE (TO BE ABANDONED)

PROPOSED 10" WATER LINE
 SDR-21, CL. 200

EXIST. 6" A.C. WATER LINE

MATCH LINE STA. 201+00
 SEE SHEET 15

SEE SHEET 17
 MATCH LINE STA. 214+00

LAY PROPOSED WATER LINE ON STATE R/W

LAY PROPOSED WATER LINE ON STATE R/W

WILMA LOUISE MORELAND, ETAL
 7462 ENERGY ROAD
 EWING, KY. 41039
 PVA #017-70-00-004.00
 D.B. 233, PG. 235

KENNY GRAY
 CAROLINE (WF.)
 P.O. BOX 191
 EWING, KY. 41039
 PVA #017-70-00-008.00
 D.B. 185, PG. 794

KENNY GRAY
 P.O. BOX 191
 EWING, KY. 41039
 PVA #017-70-00-009.00
 D.B. 220, PG. 12

JMJ REAL ESTATE, LLC
 1724 MAYSVILLE ROAD
 FLEMINGSBURG, KY. 41041
 PVA #017-70-00-010.00
 D.B. 244, PG. 630

JEFF L. DONOVAN
 NANCY (WF.)
 P.O. BOX 36
 EWING, KY. 41039
 PVA #017-70-00-015.00
 D.B. 173, PG. 98


NO.	DATE	REVISIONS	CHK'D	APPR'D	DATE

PROJECT: 4250.00 DATE: MAY 2016
 SCALE: 1" = 100'

DESIGNED BY	NAME	DATE
JDR	JDR	
DRAWN BY	SAB	
CHECKED BY	JDR	
RECORD DWGS.		



3 HMB CIRCLE
 FRANKFORT, KENTUCKY
 (502) 695-9800
 (502) 695-9810 FAX



WATER LINE REPLACEMENT PROJECT - PHASE I
WESTERN FLEMING COUNTY WATER DISTRICT
FLEMING COUNTY, KENTUCKY

KY 165
STA. 201+00 - STA. 214+00

SHEET
 16

P:\engr\4250.00 Western Fleming\CAD\KY 165 TO KY 32.dwg, 12/17/2019 2:27:36 PM, DWG To PDF.pc3



SUSAN DORSEY BREWER
5664 ELIZAVILLE ROAD
EWING, KY. 41039
PVA #017-70-00-012.00
D.B. 165, PG. 381

JOHNNY L. GULLEY
BONNIE Y. (WF.)
5518 ELIZAVILLE ROAD
EWING, KY. 41039
PVA #017-00-00-027.00
P.C. "C", SLIDE 6-734

JMJ REAL ESTATE, LLC
1724 MAYSVILLE ROAD
FLEMINGSBURG, KY. 41041
PVA #017-70-00-010.00
D.B. 244, PG. 630

SUSAN DORSEY BREWER
5664 ELIZAVILLE ROAD
EWING, KY. 41039
PVA #017-70-00-011.00
D.B. 167, PG. 585

FLEMING COUNTY BOARD OF EDUCATION
207 WEST WATER STREET
FLEMINGSBURG, KY. 41041
PVA #017-70-00-013.00
D.B. 243, PG. 190

EXIST. 6" WATER LINE

EXIST. 8" PVC WATER LINE

PROPOSED 10" WATER LINE
SDR-21, CL. 200

INSTALL FIRE HYDRANT ON
EXIST. 6" WATER LINE

EXIST. 6" WATER LINE

LAY PROPOSED WATER LINE ON STATE R/W

EXIST. ENTRANCE TO SCHOOL

NO.	DATE	REVISIONS	CHK'D	APPR'D	DATE

PROJECT: 4250.00 DATE: MAY 2016
SCALE: 1" = 100'

DESIGNED BY	NAME	DATE
JDR	JDR	
SAB	SAB	
JDR	JDR	



3 HMB CIRCLE
FRANKFORT, KENTUCKY
(502) 695-9800
(502) 695-9810 FAX

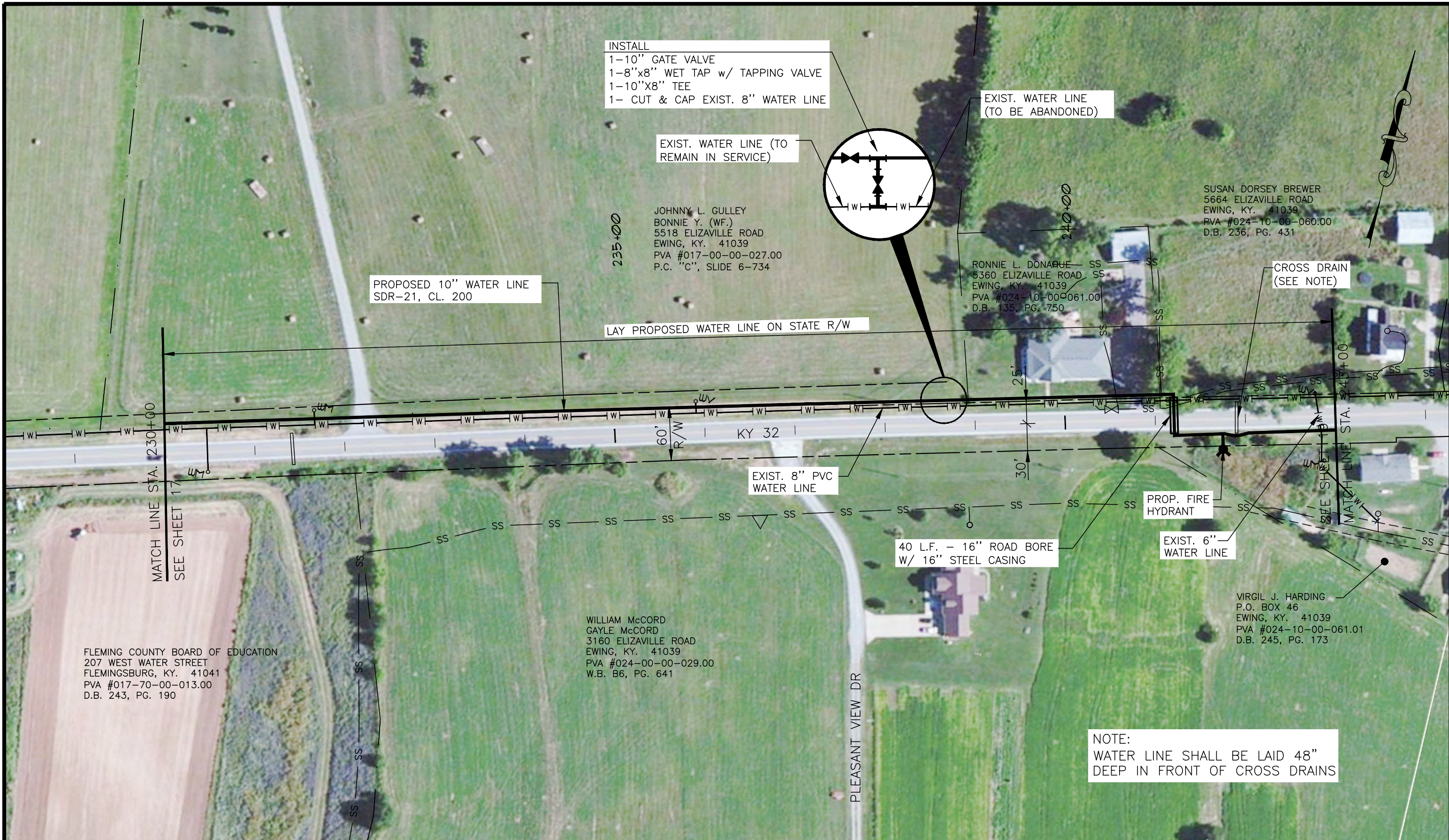


WATER LINE REPLACEMENT PROJECT - PHASE I
WESTERN FLEMING COUNTY WATER DISTRICT
FLEMING COUNTY, KENTUCKY

KY 32
STA. 214+00 - STA. 230+00

SHEET 17

P:\engr\4250.00 Western Fleming\CAD\KY 165 TO KY 32.dwg, 12/17/2019 2:09:02 PM, DWG To PDF.pc3



INSTALL
 1-10" GATE VALVE
 1-8"x8" WET TAP w/ TAPPING VALVE
 1-10"x8" TEE
 1- CUT & CAP EXIST. 8" WATER LINE

EXIST. WATER LINE (TO REMAIN IN SERVICE)

EXIST. WATER LINE (TO BE ABANDONED)

JOHNNY L. GULEY
 BONNIE Y. (WF.)
 5518 ELIZAVILLE ROAD
 EWING, KY. 41039
 PVA #017-00-00-027.00
 P.C. "C", SLIDE 6-734

SUSAN DORSEY BREWER
 5664 ELIZAVILLE ROAD
 EWING, KY. 41039
 PVA #024-10-00-060.00
 D.B. 236, PG. 431

RONNIE L. DONAHUE
 5360 ELIZAVILLE ROAD
 EWING, KY. 41039
 PVA #024-10-00-061.00
 D.B. 135, PG. 750

PROPOSED 10" WATER LINE
 SDR-21, CL. 200

LAY PROPOSED WATER LINE ON STATE R/W

CROSS DRAIN
 (SEE NOTE)

MATCH LINE STA. 230+00
 SEE SHEET 17

EXIST. 8" PVC
 WATER LINE

PROP. FIRE
 HYDRANT

40 L.F. - 16" ROAD BORE
 W/ 16" STEEL CASING

EXIST. 6"
 WATER LINE

MATCH LINE STA. 243+00
 SEE SHEET 18

WILLIAM McCORD
 GAYLE McCORD
 3160 ELIZAVILLE ROAD
 EWING, KY. 41039
 PVA #024-00-00-029.00
 W.B. B6, PG. 641

VIRGIL J. HARDING
 P.O. BOX 46
 EWING, KY. 41039
 PVA #024-10-00-061.01
 D.B. 245, PG. 173

FLEMING COUNTY BOARD OF EDUCATION
 207 WEST WATER STREET
 FLEMINGSBURG, KY. 41041
 PVA #017-70-00-013.00
 D.B. 243, PG. 190

NOTE:
 WATER LINE SHALL BE LAID 48"
 DEEP IN FRONT OF CROSS DRAINS

NO.	DATE	REVISIONS	CHK'D	APPR'D	DATE

PROJECT: 4250.00 DATE: MAY 2016
 SCALE: 1" = 100'

DESIGNED BY	NAME	DATE
JDR	JDR	
DRAWN BY	SAB	
CHECKED BY	JDR	
RECORD DWGS.		



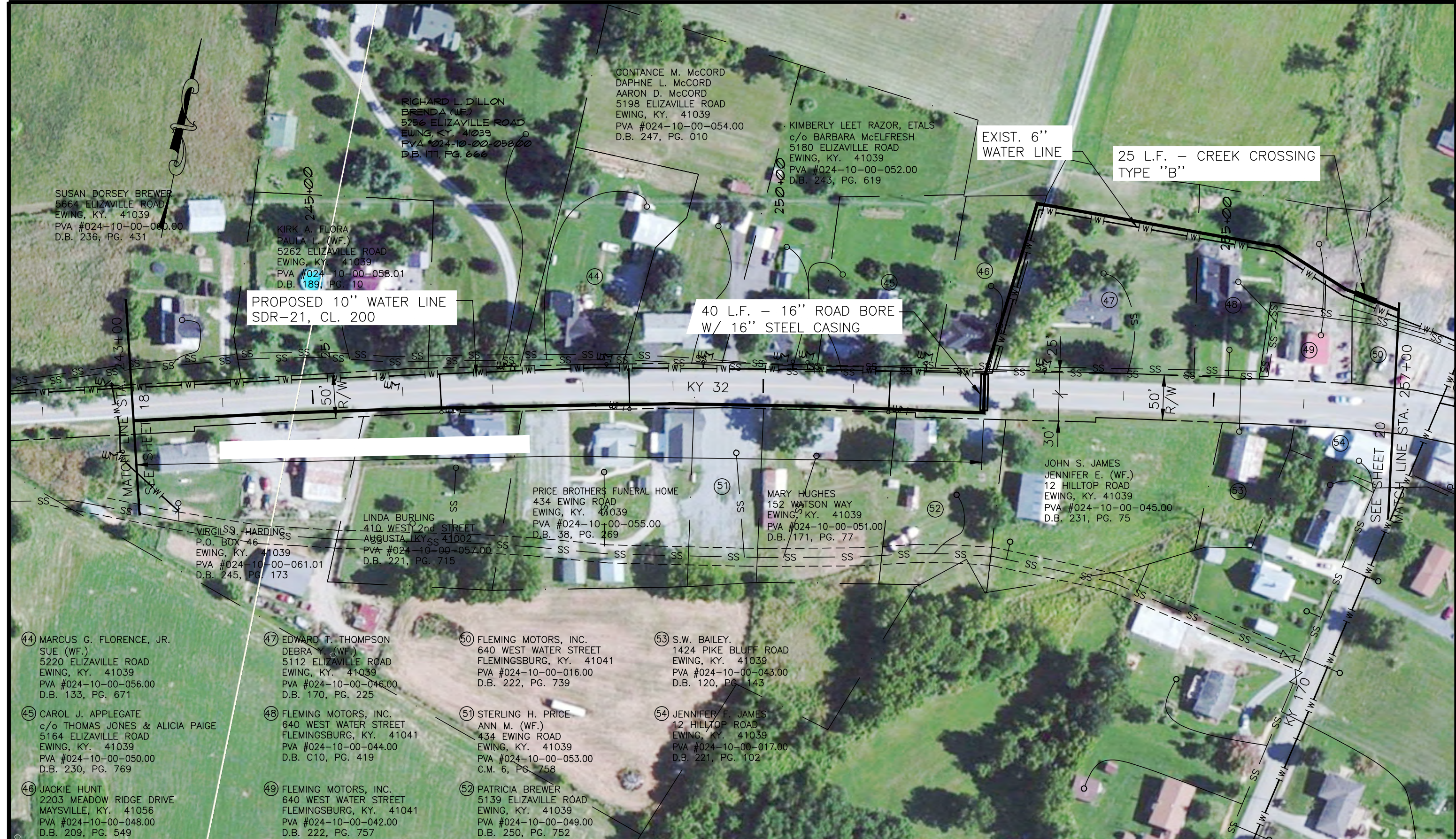
3 HMB CIRCLE
 FRANKFORT, KENTUCKY
 (502) 695-9800
 (502) 695-9810 FAX



WATER LINE REPLACEMENT PROJECT - PHASE I
WESTERN FLEMING COUNTY WATER DISTRICT
FLEMING COUNTY, KENTUCKY

KY 32
STA. 230+00 - STA. 243+00

SHEET
 18



NO.	DATE	REVISIONS	CHK'D	APPR'D	DATE

PROJECT: 4250.00 DATE: MAY 2016		
SCALE: 1" = 100'		
DESIGNED BY	NAME	DATE
DRAWN BY	SAB	
CHECKED BY	JDR	
RECORD DWGS.		

HMB
 3 HMB CIRCLE
 FRANKFORT, KENTUCKY
 (502) 695-9800
 (502) 695-9810 FAX

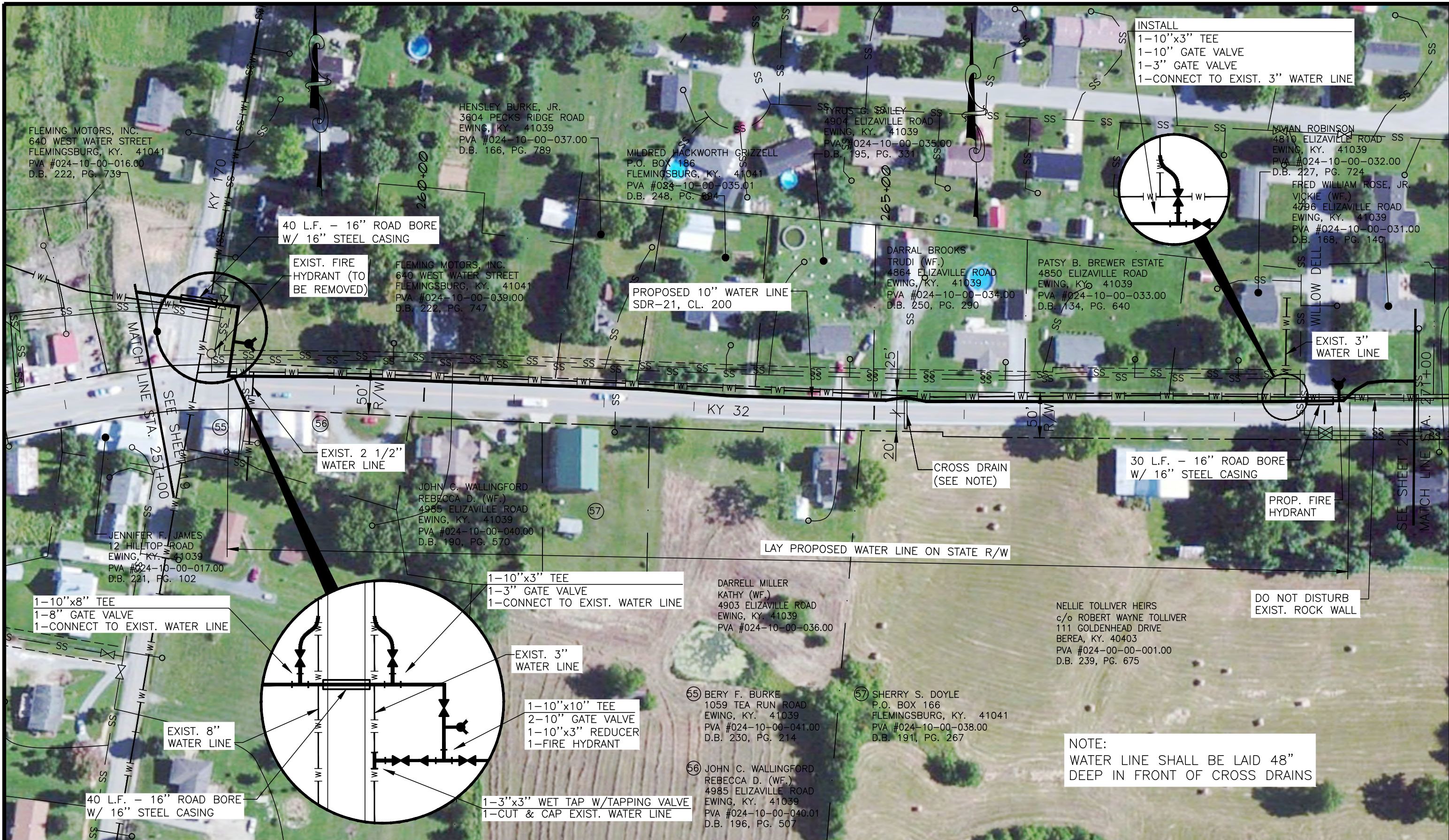
PROFESSIONAL ENGINEERS, INC.

STATE OF KENTUCKY
 JEFF D.
 REGISTERED PROFESSIONAL ENGINEER
 LICENSE NO. 20469

WATER LINE REPLACEMENT PROJECT - PHASE I
WESTERN FLEMING COUNTY WATER DISTRICT
FLEMING COUNTY, KENTUCKY

KY 32
STA. 243+00 - STA. 257+00

P:\engr\4250.00 Western Fleming\CAD\KY 165 TO KY 32.dwg, 12/17/2019 2:12:19 PM, DWG To PDF.pc3



INSTALL
 1-10"x3" TEE
 1-10" GATE VALVE
 1-3" GATE VALVE
 1-CONNECT TO EXIST. 3" WATER LINE

40 L.F. - 16" ROAD BORE
 W/ 16" STEEL CASING

EXIST. FIRE
 HYDRANT (TO
 BE REMOVED)

PROPOSED 10" WATER LINE
 SDR-21, CL. 200

PATSY B. BREWER ESTATE
 4850 ELIZAVILLE ROAD
 EWING, KY. 41039
 PVA #024-10-00-033.00
 D.B. 134, PG. 640

EXIST. 3"
 WATER LINE

EXIST. 2 1/2"
 WATER LINE

CROSS DRAIN
 (SEE NOTE)

30 L.F. - 16" ROAD BORE
 W/ 16" STEEL CASING

PROP. FIRE
 HYDRANT

LAY PROPOSED WATER LINE ON STATE R/W

DO NOT DISTURB
 EXIST. ROCK WALL

1-10"x8" TEE
 1-8" GATE VALVE
 1-CONNECT TO EXIST. WATER LINE

1-10"x3" TEE
 1-3" GATE VALVE
 1-CONNECT TO EXIST. WATER LINE

EXIST. 3"
 WATER LINE

1-10"x10" TEE
 2-10" GATE VALVE
 1-10"x3" REDUCER
 1-FIRE HYDRANT

EXIST. 8"
 WATER LINE

40 L.F. - 16" ROAD BORE
 W/ 16" STEEL CASING

1-3"x3" WET TAP W/TAPPING VALVE
 1-CUT & CAP EXIST. WATER LINE

NOTE:
 WATER LINE SHALL BE LAID 48"
 DEEP IN FRONT OF CROSS DRAINS

NO.	DATE	REVISIONS	CHK'D	APPR'D	DATE

PROJECT: 4250.00 DATE: MAY 2016
 SCALE: 1" = 100'

DESIGNED BY	NAME	DATE
JDR	JDR	
DRAWN BY	SAB	
CHECKED BY	JDR	
RECORD DWGS.		



3 HMB CIRCLE
 FRANKFORT, KENTUCKY
 (502) 695-9800
 (502) 695-9810 FAX



WATER LINE REPLACEMENT PROJECT - PHASE I
WESTERN FLEMING COUNTY WATER DISTRICT
FLEMING COUNTY, KENTUCKY

KY 32
STA. 257+00 - STA. 271+00

SHEET
 20




NO.	DATE	REVISIONS	CHK'D	APPR'D	DATE

PROJECT: 4250.00 DATE: MAY 2016		
SCALE: 1" = 100'		
DESIGNED BY	NAME	DATE
DRAWN BY	SAB	
CHECKED BY	JDR	
RECORD DWGS.		



3 HMB CIRCLE
FRANKFORT, KENTUCKY
(502) 695-9800
(502) 695-9810 FAX




WATER LINE REPLACEMENT PROJECT - PHASE I
WESTERN FLEMING COUNTY WATER DISTRICT
FLEMING COUNTY, KENTUCKY

KY 32
STA. 271+00 - STA. 285+00

SHEET
21

P:\engr\4250.00 Western Fleming\CAD\KY 165 TO KY 32.dwg, 12/17/2019 2:18:25 PM, DWG To PDF.pc3



EDDIE JACKSON
4642 ELIZAVILLE ROAD
EWING, KY. 41039
PVA #024-00-00-002.00
D.B. 180, PG. 133

WILLIAM A. COOPER
SHIRLEY (WF.)
4506 ELIZAVILLE ROAD
EWING, KY. 41039
PVA #024-00-00-004.00
D.B. 139, PG. 137

THOMAS SCOTT PERKINS
SANDRA (WF.)
708 ELIZAVILLE ROAD
FLEMINGSBURG, KY. 41041
PVA #024-00-00-006.01
D.B. 197, PG. 175

PROPOSED 10" WATER LINE
SDR-21, CL. 200

EXIST. FIRE HYDRANT
(TO BE REMOVED)

PROPOSED FIRE
HYDRANT

40 L.F. - CREEK CROSSING
TYPE "B"

PROPOSED 10" GATE VALVE

MATCH LINE STA. 285+00
SEE SHEET 21

SEE SHEET 23
MATCH LINE STA. 298+00

BILLY WAYNE STORY
2997 HILLSBORO ROAD
HILLSBORO, KY. 41049
PVA #024-00-00-003.00
D.B. 247, PG. 069

EDWARD A. KOEHLER
MICHELLE (WF.)
684 HILLTOP ROAD
EWING, KY. 41039
PVA #024-00-00-003.01
D.B. 210, PG. 494

EXIST. 6" A.C.
WATER LINE

GLENBROOK FARM, LLC
c/o ROGER OWENS
328 EAST SECOND STREET
MAYSVILLE, KY. 41056
PVA #024-00-00-005.00
D.B. 247, PG. 310

NO.	DATE	REVISIONS	CHK'D	APPR'D	DATE

PROJECT: 4250.00 DATE: MAY 2016
SCALE: 1" = 100'

DESIGNED BY	NAME	DATE
JDR	JDR	
SAB	SAB	
JDR	JDR	



3 HMB CIRCLE
FRANKFORT, KENTUCKY
(502) 695-9800
(502) 695-9810 FAX



WATER LINE REPLACEMENT PROJECT - PHASE I
WESTERN FLEMING COUNTY WATER DISTRICT
FLEMING COUNTY, KENTUCKY

KY 32
STA. 285+00 - STA. 298+00

SHEET
22

P:\engr\4250.00 Western Fleming\CAD\KY 165 TO KY 32.dwg, 12/17/2019 2:19:27 PM, DWG To PDF.pc3



JEFF D. STEPHENS
 ANGIE B. (WF.)
 600 COWAN ROAD
 EWING, KY. 41039
 PVA #023-00-00-015.02
 D.B. 249, PG. 428

JAMES SANKEY CLARK
 4032 ELIZAVILLE ROAD
 EWING, KY. 41039
 PVA #023-00-00-015.01
 D.B. 213, PG. 32

PROPOSED 10" WATER LINE
 SDR-21, CL. 200

EXIST. 6" A.C.
 WATER LINE

GLENBROOK FARM, LLC
 c/o ROGER OWENS
 328 EAST SECOND STREET
 MAYSVILLE, KY. 41056
 PVA #024-00-00-005.00
 D.B. 247, PG. 310

MICHAEL FULTZ
 MELINDA B. (WF.)
 4245 ELIZAVILLE ROAD
 EWING, KY. 41039
 PVA #024-00-00-007.00
 D.B. 252, PG. 798

LARRY FRYMAN
 DANNY FRYMAN
 2332 HILLTOP ROAD
 EWING, KY. 41039
 PVA #024-00-00-008.00
 D.B. 161, PG. 522


NO.	DATE	REVISIONS	CHK'D	APPR'D	DATE

PROJECT: 4250.00 DATE: MAY 2016
 SCALE: 1" = 100'

DESIGNED BY	NAME	DATE
JDR	JDR	
DRAWN BY	SAB	
CHECKED BY	JDR	
RECORD DWGS.		



3 HMB CIRCLE
 FRANKFORT, KENTUCKY
 (502) 695-9800
 (502) 695-9810 FAX



WATER LINE REPLACEMENT PROJECT - PHASE I
WESTERN FLEMING COUNTY WATER DISTRICT
FLEMING COUNTY, KENTUCKY

KY 32
STA. 298+00 - STA. 311+00

SHEET
 23

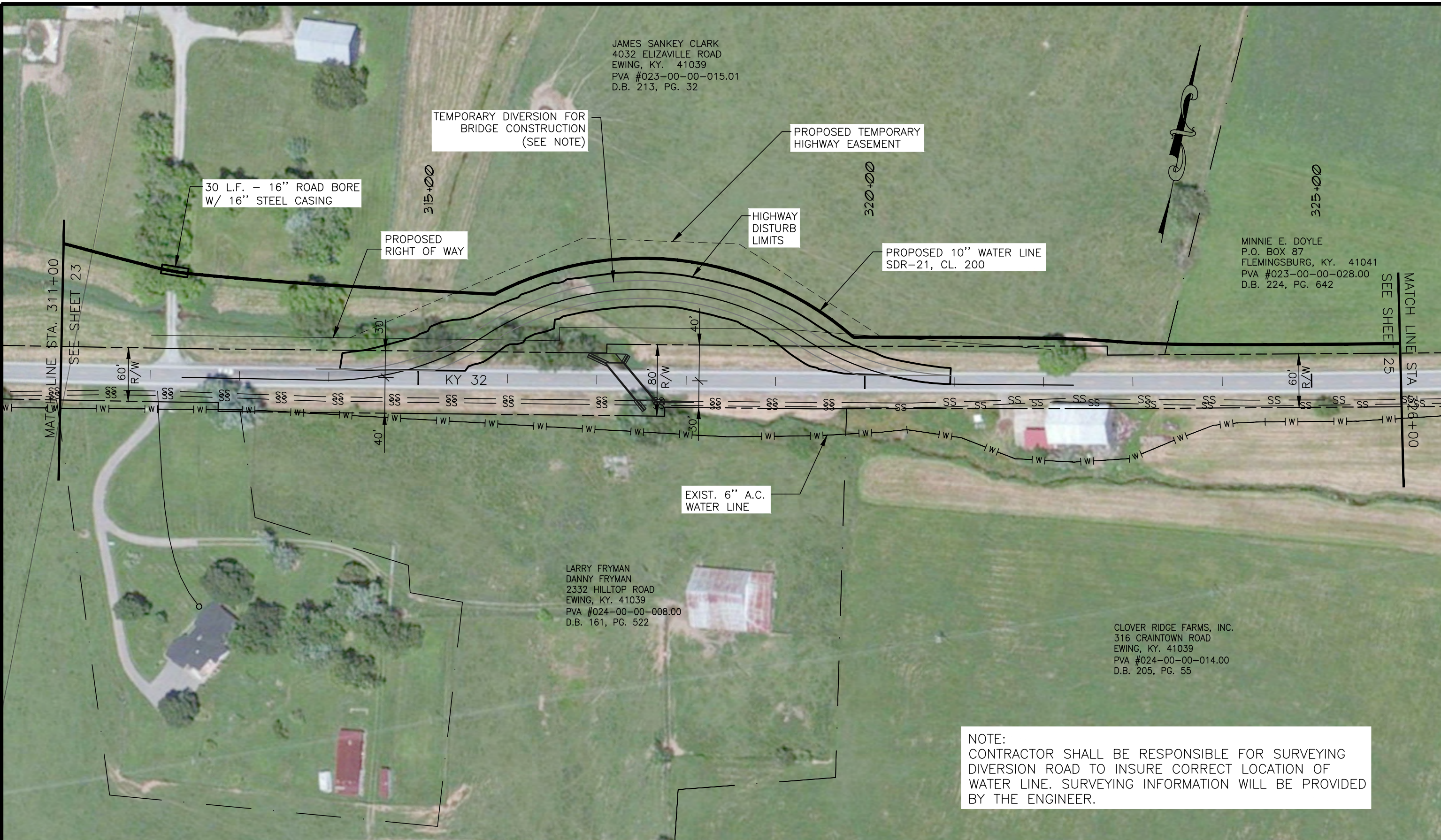
JAMES SANKEY CLARK
 4032 ELIZAVILLE ROAD
 EWING, KY. 41039
 PVA #023-00-00-015.01
 D.B. 213, PG. 32

MINNIE E. DOYLE
 P.O. BOX 87
 FLEMINGSBURG, KY. 41041
 PVA #023-00-00-028.00
 D.B. 224, PG. 642

LARRY FRYMAN
 DANNY FRYMAN
 2332 HILLTOP ROAD
 EWING, KY. 41039
 PVA #024-00-00-008.00
 D.B. 161, PG. 522

CLOVER RIDGE FARMS, INC.
 316 CRAINTOWN ROAD
 EWING, KY. 41039
 PVA #024-00-00-014.00
 D.B. 205, PG. 55

NOTE:
 CONTRACTOR SHALL BE RESPONSIBLE FOR SURVEYING
 DIVERSION ROAD TO INSURE CORRECT LOCATION OF
 WATER LINE. SURVEYING INFORMATION WILL BE PROVIDED
 BY THE ENGINEER.




NO.	DATE	REVISIONS	CHK'D	APPR'D	DATE

PROJECT: 4250.00 DATE: MAY 2016
 SCALE: 1" = 100'

DESIGNED BY	NAME	DATE
JDR	JDR	
SAB	SAB	
JDR	JDR	



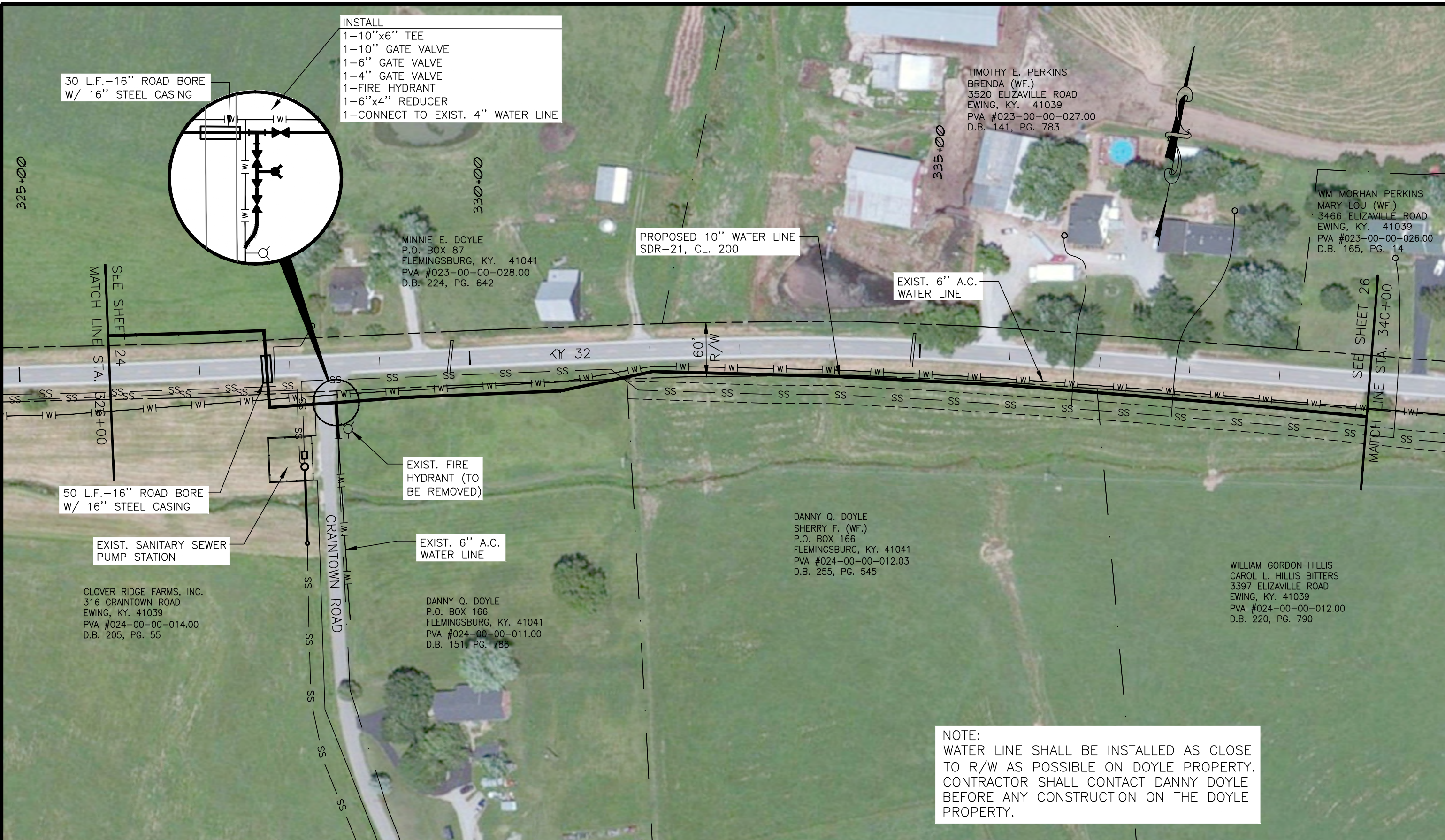
3 HMB CIRCLE
 FRANKFORT, KENTUCKY
 (502) 695-9800
 (502) 695-9810 FAX



WATER LINE REPLACEMENT PROJECT - PHASE I
WESTERN FLEMING COUNTY WATER DISTRICT
FLEMING COUNTY, KENTUCKY

KY 32
STA. 311+00 - STA. 326+00

P:\engr\4250.00 Western Fleming\CAD\KY 165 TO KY 32.dwg, 12/17/2019 2:23:27 PM, DWG To PDF.pc3



INSTALL
 1-10"x6" TEE
 1-10" GATE VALVE
 1-6" GATE VALVE
 1-4" GATE VALVE
 1-FIRE HYDRANT
 1-6"x4" REDUCER
 1-CONNECT TO EXIST. 4" WATER LINE

30 L.F.-16" ROAD BORE
 W/ 16" STEEL CASING

TIMOTHY E. PERKINS
 BRENDA (WF.)
 3520 ELIZAVILLE ROAD
 EWING, KY. 41039
 PVA #023-00-00-027.00
 D.B. 141, PG. 783

WM MORHAN PERKINS
 MARY LOU (WF.)
 3466 ELIZAVILLE ROAD
 EWING, KY. 41039
 PVA #023-00-00-026.00
 D.B. 165, PG. 14

MINNIE E. DOYLE
 P.O. BOX 87
 FLEMINGSBURG, KY. 41041
 PVA #023-00-00-028.00
 D.B. 224, PG. 642

PROPOSED 10" WATER LINE
 SDR-21, CL. 200

EXIST. 6" A.C.
 WATER LINE

SEE SHEET 26
 MATCH LINE STA. 340+00

SEE SHEET 24
 MATCH LINE STA. 325+00

50 L.F.-16" ROAD BORE
 W/ 16" STEEL CASING

EXIST. SANITARY SEWER
 PUMP STATION

EXIST. FIRE
 HYDRANT (TO
 BE REMOVED)

EXIST. 6" A.C.
 WATER LINE

DANNY Q. DOYLE
 SHERRY F. (WF.)
 P.O. BOX 166
 FLEMINGSBURG, KY. 41041
 PVA #024-00-00-012.03
 D.B. 255, PG. 545

WILLIAM GORDON HILLIS
 CAROL L. HILLIS BITTERS
 3397 ELIZAVILLE ROAD
 EWING, KY. 41039
 PVA #024-00-00-012.00
 D.B. 220, PG. 790

CLOVER RIDGE FARMS, INC.
 316 CRAINTOWN ROAD
 EWING, KY. 41039
 PVA #024-00-00-014.00
 D.B. 205, PG. 55

DANNY Q. DOYLE
 P.O. BOX 166
 FLEMINGSBURG, KY. 41041
 PVA #024-00-00-011.00
 D.B. 151, PG. 786

NOTE:
 WATER LINE SHALL BE INSTALLED AS CLOSE
 TO R/W AS POSSIBLE ON DOYLE PROPERTY.
 CONTRACTOR SHALL CONTACT DANNY DOYLE
 BEFORE ANY CONSTRUCTION ON THE DOYLE
 PROPERTY.


NO.	DATE	REVISIONS	CHK'D	APPR'D	DATE

PROJECT: 4250.00 DATE: MAY 2016
 SCALE: 1" = 100'

DESIGNED BY	NAME	DATE
JDR	JDR	
DRAWN BY	SAB	
CHECKED BY	JDR	
RECORD DWGS.		



3 HMB CIRCLE
 FRANKFORT, KENTUCKY
 (502) 695-9800
 (502) 695-9810 FAX



WATER LINE REPLACEMENT PROJECT - PHASE I
WESTERN FLEMING COUNTY WATER DISTRICT
FLEMING COUNTY, KENTUCKY

KY 32
STA. 326+00 - STA. 340+00

SHEET
 25



WM MORHAN PERKINS
MARY LOU (WF.)
3466 ELIZAVILLE ROAD
EWING, KY. 41039
PVA #023-00-00-026.00
D.B. 165, PG. 14

NATHANIEL P. PERKINS
LORI L. (WF.)
3372 ELIZAVILLE ROAD
EWING, KY. 41039
PVA #023-00-00-026.01
D.B. 231, PG. 617

TIMOTHY E. PERKINS
BRENDA (WF.)
3520 ELIZAVILLE ROAD
EWING, KY. 41039
PVA #023-00-00-025.00
D.B. 161, PG. 748

WILLIAM McCORD
JACQUELINE (WF.)
3160 ELIZAVILLE ROAD
EWING, KY. 41039
PVA #031-00-00-001.00
D.B. 179, PG. 223

PROPOSED 10" WATER LINE
SDR-21, CL. 200

40 L.F. - 16" ROAD BORE
W/ 16" STEEL CASING

20 L.F. - CREEK CROSSING
TYPE "B"

STORY PROPERTIES, LLC
307 FOXSPRING AVENUE
FLEMINGSBURG, KY. 41041
PVA #024-00-00-012.02
D.B. 255, PG. 426

EXIST. 6" A.C.
WATER LINE

PROP. FIRE
HYDRANT

NORMAN STORY, JR.
BARBARA (WF.)
8594 MOREHEAD ROAD
FLEMINGSBURG, KY. 41041
PVA #024-00-00-012.01
D.B. 255, PG. 421

WILLIAM GORDON HILLIS
CAROL L. HILLIS BITTERS
3397 ELIZAVILLE ROAD
EWING, KY. 41039
PVA #024-00-00-012.00
D.B. 220, PG. 790

GREGORY W. LOWE
PATRICIA A. (WF.)
7214 SAM BOB LANE
Corryton, TN. 37721
PVA #031-00-00-002.00
D.B. 240, PG. 495


NO.	DATE	REVISIONS	CHK'D	APPR'D	DATE

PROJECT: 4250.00 DATE: MAY 2016
SCALE: 1" = 100'

DESIGNED BY	NAME	DATE
JDR	JDR	
DRAWN BY	SAB	
CHECKED BY	JDR	
RECORD DWGS.		



3 HMB CIRCLE
FRANKFORT, KENTUCKY
(502) 695-9800
(502) 695-9810 FAX



WATER LINE REPLACEMENT PROJECT - PHASE I
WESTERN FLEMING COUNTY WATER DISTRICT
FLEMING COUNTY, KENTUCKY

KY 32
STA. 340+00 - STA. 354+00

SHEET
26



WILLIAM McCORD
 JACQUELINE (WF.)
 3160 ELIZAVILLE ROAD
 EWING, KY. 41039
 PVA #031-00-00-001.00
 D.B. 179, PG. 223

EARLINE F. SPENCER
 2890 ELIZAVILLE ROAD
 FLEMINGSBURG, KY. 41041
 PVA #030-00-00-030.00
 D.B. 121, PG. 466

GREGORY W. LOWE
 PATRICIA A. (WF.)
 7214 SAM BOB LANE
 CORRYTON, TN. 37721
 PVA #031-00-00-002.00
 D.B. 240, PG. 495

STEVEN D. BROWN
 KAREN (WF.)
 2971 ELIZAVILLE ROAD
 EWING, KY. 41039
 PVA #031-00-00-003.00
 D.B. 237, PG. 614


NO.	DATE	REVISIONS	CHK'D	APPR'D	DATE

PROJECT: 4250.00 DATE: MAY 2016
 SCALE: 1" = 100'

DESIGNED BY	NAME	DATE
JDR	JDR	
DRAWN BY	SAB	
CHECKED BY	JDR	
RECORD DWGS.		



3 HMB CIRCLE
 FRANKFORT, KENTUCKY
 (502) 695-9800
 (502) 695-9810 FAX



WATER LINE REPLACEMENT PROJECT - PHASE I
WESTERN FLEMING COUNTY WATER DISTRICT
FLEMING COUNTY, KENTUCKY

KY 32
STA. 354+00 - STA. 368+00

SHEET
 27




NO.	DATE	REVISIONS	CHK'D	APPR'D	DATE

PROJECT: 4250.00 DATE: MAY 2016
SCALE: 1" = 100'

DESIGNED BY	NAME	DATE
JDR	JDR	
DRAWN BY	SAB	
CHECKED BY	JDR	
RECORD DWGS.		



3 HMB CIRCLE
FRANKFORT, KENTUCKY
(502) 695-9800
(502) 695-9810 FAX

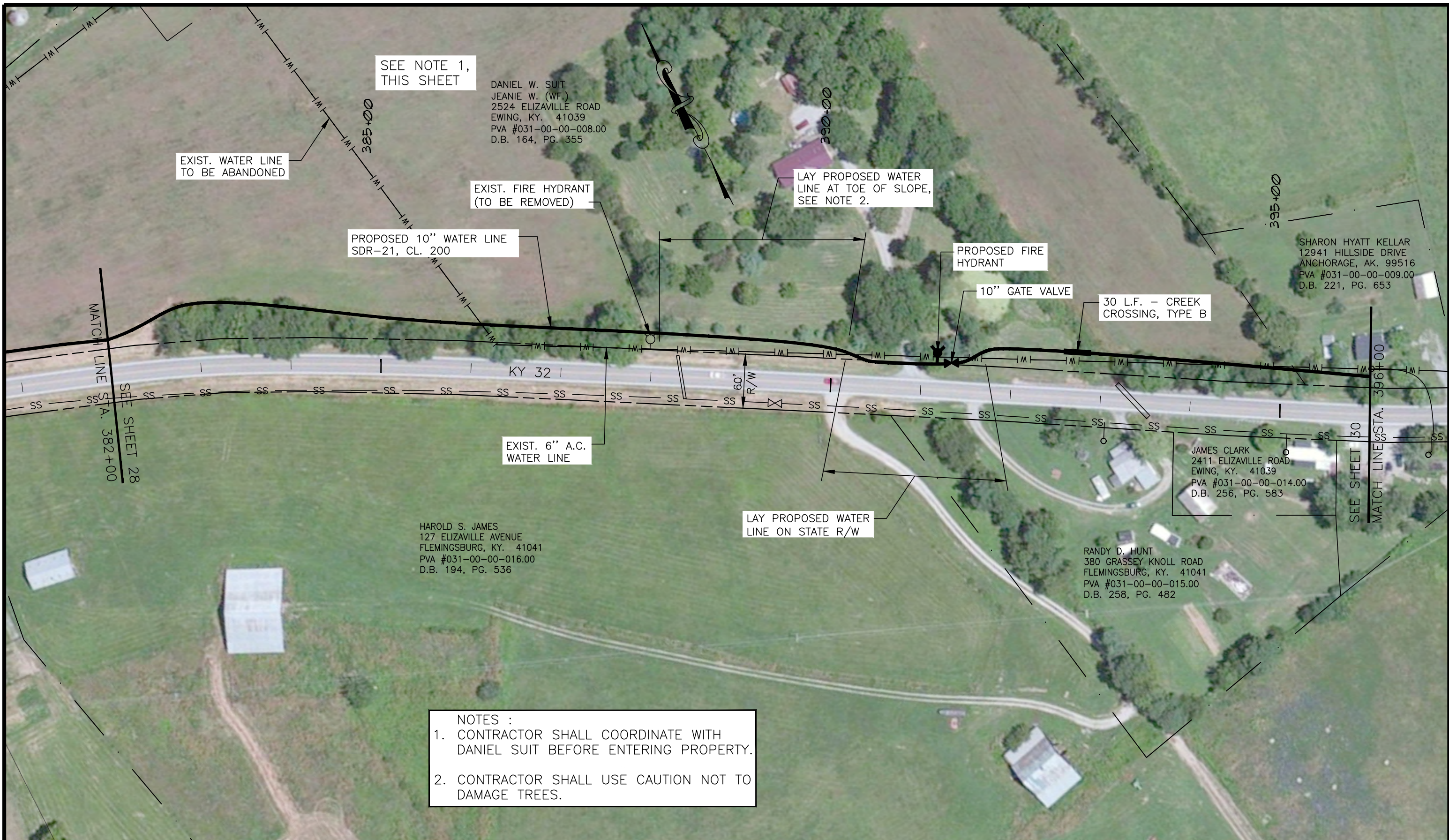


WATER LINE REPLACEMENT PROJECT - PHASE I
WESTERN FLEMING COUNTY WATER DISTRICT
FLEMING COUNTY, KENTUCKY

KY 32
STA. 368+00 - STA. 382+00

SHEET
28

P:\engr\4250.00 Western Fleming\CAD\KY 165 TO KY 32.dwg, 12/17/2019 2:33:19 PM, DWG To PDF.pc3



SEE NOTE 1,
THIS SHEET

DANIEL W. SUIT
JEANIE W. (WF.)
2524 ELIZAVILLE ROAD
EWING, KY. 41039
PVA #031-00-00-008.00
D.B. 164, PG. 355

EXIST. WATER LINE
TO BE ABANDONED

EXIST. FIRE HYDRANT
(TO BE REMOVED)

LAY PROPOSED WATER
LINE AT TOE OF SLOPE,
SEE NOTE 2.

PROPOSED 10" WATER LINE
SDR-21, CL. 200

PROPOSED FIRE
HYDRANT

SHARON HYATT KELLAR
12941 HILLSIDE DRIVE
ANCHORAGE, AK. 99516
PVA #031-00-00-009.00
D.B. 221, PG. 653

30 L.F. - CREEK
CROSSING, TYPE B

10" GATE VALVE

MATCH LINE
SEE SHEET 28
STA. 382+00

EXIST. 6" A.C.
WATER LINE

LAY PROPOSED WATER
LINE ON STATE R/W

JAMES CLARK
2411 ELIZAVILLE ROAD
EWING, KY. 41039
PVA #031-00-00-014.00
D.B. 256, PG. 583

SEE SHEET 30
MATCH LINE STA. 396+00

HAROLD S. JAMES
127 ELIZAVILLE AVENUE
FLEMINGSBURG, KY. 41041
PVA #031-00-00-016.00
D.B. 194, PG. 536

RANDY D. HUNT
380 GRASSEY KNOLL ROAD
FLEMINGSBURG, KY. 41041
PVA #031-00-00-015.00
D.B. 258, PG. 482


NOTES :
1. CONTRACTOR SHALL COORDINATE WITH DANIEL SUIT BEFORE ENTERING PROPERTY.
2. CONTRACTOR SHALL USE CAUTION NOT TO DAMAGE TREES.

NO.	DATE	REVISIONS	CHK'D	APPR'D	DATE

PROJECT: 4250.00 DATE: MAY 2016		
SCALE: 1" = 100'		
DESIGNED BY	NAME	DATE
DRAWN BY	SAB	
CHECKED BY	JDR	
RECORD DWGS.		



3 HMB CIRCLE
FRANKFORT, KENTUCKY
(502) 695-9800
(502) 695-9810 FAX



WATER LINE REPLACEMENT PROJECT - PHASE I
WESTERN FLEMING COUNTY WATER DISTRICT
FLEMING COUNTY, KENTUCKY

KY 32
STA. 382+00 - STA. 396+00

SHEET
29



SHARON HYATT KELLAR
12941 HILLSIDE DRIVE
ANCHORAGE, AK. 99516
PVA #031-00-00-009.00
D.B. 221, PG. 653

STEPHEN D. BROWN
WILLIAM D. BROWN
2971 ELIZAVILLE ROAD
EWING, KY. 41039
PVA #031-00-00-010.00
D.B. 219, PG. 557

OLIVIA J. OVERBY REVOCABLE
LIVING TRUST
2208 ELIZAVILLE ROAD
EWING, KY. 41039
PVA #031-70-00-016.00
D.B. 177, PG. 291

PROPOSED 10" WATER LINE
SDR-21, CL. 200

EXIST. 6" A.C.
WATER LINE

HAROLD S. JAMES
127 ELIZAVILLE AVENUE
FLEMINGSBURG, KY. 41041
PVA #031-00-00-016.00
D.B. 194, PG. 536

NO.	DATE	REVISIONS	CHK'D	APPR'D	DATE

PROJECT: 4250.00 DATE: MAY 2016
SCALE: 1" = 100'

DESIGNED BY	NAME	DATE
JDR	JDR	
DRAWN BY	SAB	
CHECKED BY	JDR	
RECORD DWGS.		



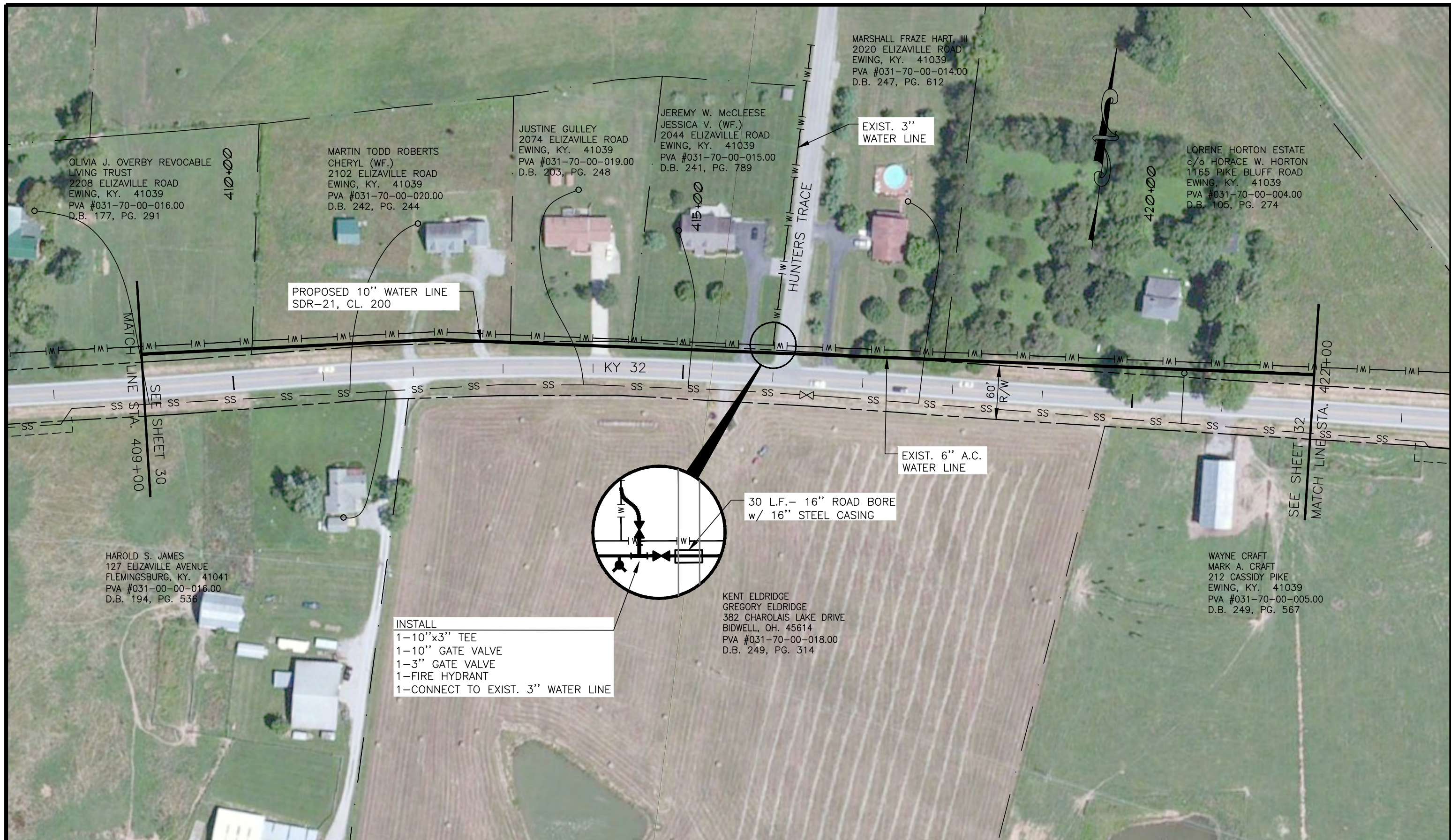
3 HMB CIRCLE
FRANKFORT, KENTUCKY
(502) 695-9800
(502) 695-9810 FAX



WATER LINE REPLACEMENT PROJECT - PHASE I
WESTERN FLEMING COUNTY WATER DISTRICT
FLEMING COUNTY, KENTUCKY

KY 32
STA. 396+00 - STA. 409+00

SHEET
30



OLIVIA J. OVERBY REVOCABLE LIVING TRUST
2208 ELIZAVILLE ROAD
EWING, KY. 41039
PVA #031-70-00-016.00
D.B. 177, PG. 291

MARTIN TODD ROBERTS
CHERYL (WF.)
2102 ELIZAVILLE ROAD
EWING, KY. 41039
PVA #031-70-00-020.00
D.B. 242, PG. 244

JUSTINE GULLEY
2074 ELIZAVILLE ROAD
EWING, KY. 41039
PVA #031-70-00-019.00
D.B. 203, PG. 248

JEREMY W. McCLEESE
JESSICA V. (WF.)
2044 ELIZAVILLE ROAD
EWING, KY. 41039
PVA #031-70-00-015.00
D.B. 241, PG. 789

MARSHALL FRAZE HART, III
2020 ELIZAVILLE ROAD
EWING, KY. 41039
PVA #031-70-00-014.00
D.B. 247, PG. 612

LORENE HORTON ESTATE
c/o HORACE W. HORTON
1165 PIKE BLUFF ROAD
EWING, KY. 41039
PVA #031-70-00-004.00
D.B. 105, PG. 274

HAROLD S. JAMES
127 ELIZAVILLE AVENUE
FLEMINGSBURG, KY. 41041
PVA #031-00-00-016.00
D.B. 194, PG. 536

INSTALL
1-10"x3" TEE
1-10" GATE VALVE
1-3" GATE VALVE
1-FIRE HYDRANT
1-CONNECT TO EXIST. 3" WATER LINE

KENT ELDRIDGE
GREGORY ELDRIDGE
382 CHAROLAIS LAKE DRIVE
BIDWELL, OH. 45614
PVA #031-70-00-018.00
D.B. 249, PG. 314

WAYNE CRAFT
MARK A. CRAFT
212 CASSIDY PIKE
EWING, KY. 41039
PVA #031-70-00-005.00
D.B. 249, PG. 567


NO.	DATE	REVISIONS	CHK'D	APPR'D	DATE

PROJECT: 4250.00 DATE: MAY 2016
SCALE: 1" = 100'

DESIGNED BY	NAME	DATE
JDR	JDR	
DRAWN BY	SAB	
CHECKED BY	JDR	
RECORD DWGS.		



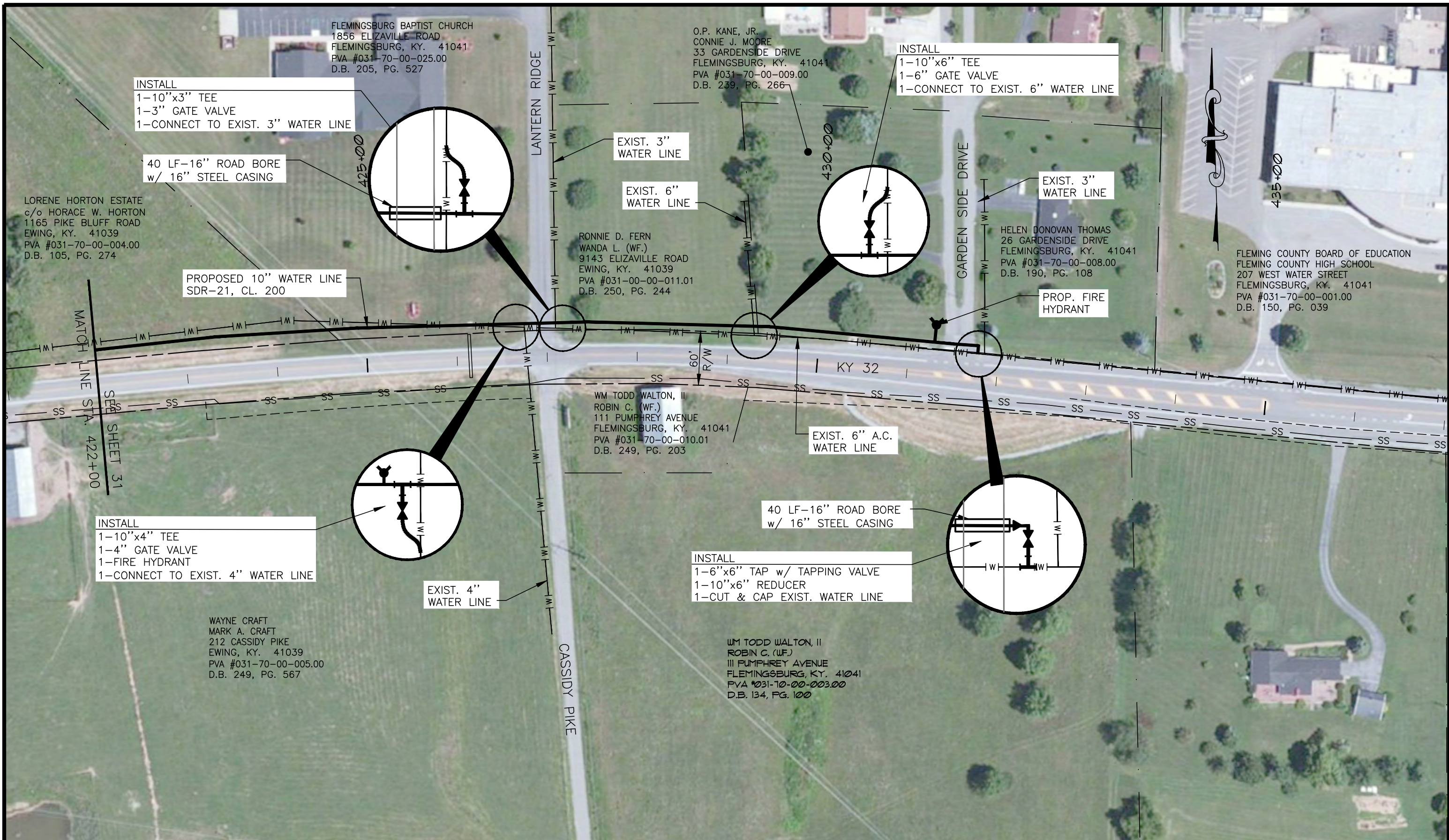
3 HMB CIRCLE
FRANKFORT, KENTUCKY
(502) 695-9800
(502) 695-9810 FAX



WATER LINE REPLACEMENT PROJECT - PHASE I
WESTERN FLEMING COUNTY WATER DISTRICT
FLEMING COUNTY, KENTUCKY

KY 32
STA. 409+00 - STA. 422+00

SHEET
31



INSTALL
 1-10"x3" TEE
 1-3" GATE VALVE
 1-CONNECT TO EXIST. 3" WATER LINE

40 LF-16" ROAD BORE
 w/ 16" STEEL CASING

LORENE HORTON ESTATE
 c/o HORACE W. HORTON
 1165 PIKE BLUFF ROAD
 EWING, KY. 41039
 PVA #031-70-00-004.00
 D.B. 105, PG. 274

PROPOSED 10" WATER LINE
 SDR-21, CL. 200

MATCH
 LINE STA. 422+00
 SEE SHEET 31

INSTALL
 1-10"x4" TEE
 1-4" GATE VALVE
 1-FIRE HYDRANT
 1-CONNECT TO EXIST. 4" WATER LINE

WAYNE CRAFT
 MARK A. CRAFT
 212 CASSIDY PIKE
 EWING, KY. 41039
 PVA #031-70-00-005.00
 D.B. 249, PG. 567

FLEMINGSBURG BAPTIST CHURCH
 1856 ELIZAVILLE ROAD
 FLEMINGSBURG, KY. 41041
 PVA #031-70-00-025.00
 D.B. 205, PG. 527

O.P. KANE, JR.
 CONNIE J. MOORE
 33 GARDENSIDE DRIVE
 FLEMINGSBURG, KY. 41041
 PVA #031-70-00-009.00
 D.B. 239, PG. 266

INSTALL
 1-10"x6" TEE
 1-6" GATE VALVE
 1-CONNECT TO EXIST. 6" WATER LINE

EXIST. 3" WATER LINE

EXIST. 6" WATER LINE

RONNIE D. FERN
 WANDA L. (WF.)
 9143 ELIZAVILLE ROAD
 EWING, KY. 41039
 PVA #031-00-00-011.01
 D.B. 250, PG. 244

EXIST. 3" WATER LINE

HELEN DONOVAN THOMAS
 26 GARDENSIDE DRIVE
 FLEMINGSBURG, KY. 41041
 PVA #031-70-00-008.00
 D.B. 190, PG. 108

PROP. FIRE HYDRANT

FLEMING COUNTY BOARD OF EDUCATION
 FLEMING COUNTY HIGH SCHOOL
 207 WEST WATER STREET
 FLEMINGSBURG, KY. 41041
 PVA #031-70-00-001.00
 D.B. 150, PG. 039

WM TODD WALTON, II
 ROBIN C. (WF.)
 111 PUMPHREY AVENUE
 FLEMINGSBURG, KY. 41041
 PVA #031-70-00-010.01
 D.B. 249, PG. 203

EXIST. 6" A.C. WATER LINE

40 LF-16" ROAD BORE
 w/ 16" STEEL CASING

INSTALL
 1-6"x6" TAP w/ TAPPING VALVE
 1-10"x6" REDUCER
 1-CUT & CAP EXIST. WATER LINE

EXIST. 4" WATER LINE

WM TODD WALTON, II
 ROBIN C. (WF.)
 111 PUMPHREY AVENUE
 FLEMINGSBURG, KY. 41041
 PVA #031-70-00-003.00
 D.B. 134, PG. 100


NO.	DATE	REVISIONS	CHK'D	APPR'D	DATE

PROJECT: 4250.00 DATE: MAY 2016
 SCALE: 1" = 100'

DESIGNED BY	NAME	DATE
JDR	JDR	
SAB	SAB	
JDR	JDR	
RECORD DWGS.		



3 HMB CIRCLE
 FRANKFORT, KENTUCKY
 (502) 695-9800
 (502) 695-9810 FAX



WATER LINE REPLACEMENT PROJECT - PHASE I
WESTERN FLEMING COUNTY WATER DISTRICT
FLEMING COUNTY, KENTUCKY

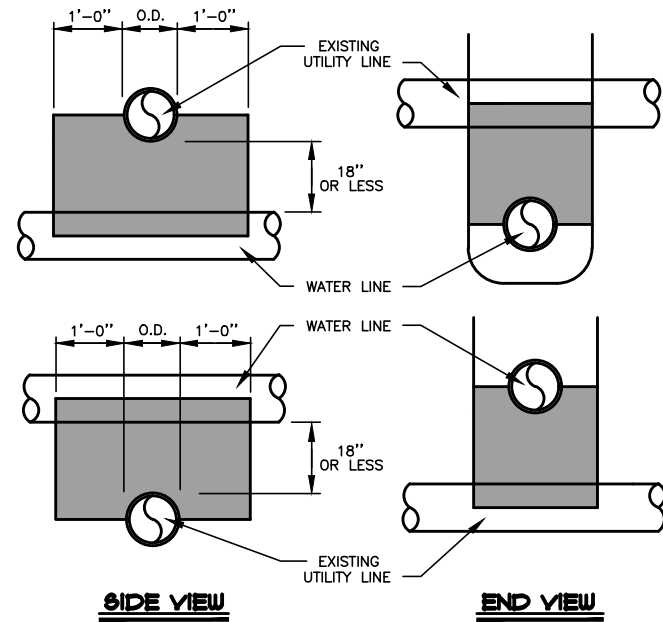
KY 32
STA. 422+00 - STA. 433+75

SHEET
 32

P:\engr\4250.00 Western Fleming\CAD\KY 165 TO KY 32.dwg, 12/17/2019 3:01:04 PM, DWG To PDF.pc3

NOTES :

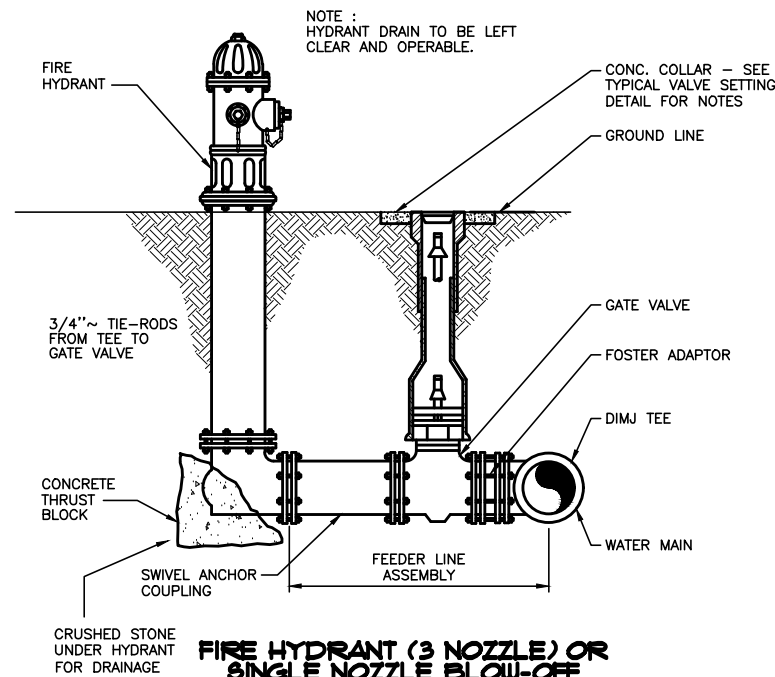
1. CONCRETE ENCASEMENT SHALL BE USED WHEN CLEARANCE BETWEEN SEWER OR NON-POTABLE WATER LINE AND WATER LINE IS 18" OR LESS.
2. WHEN ENCOUNTERING UTILITY LINE WITH SEPARATION LESS THAN 18" VERTICAL OR 10'-0" HORIZONTAL, CONCRETE ENCASEMENT SHALL BE USED. FULL SECTION OF SEWER OR NON-POTABLE WATER LINE SHALL BE CENTERED UNDER UTILITY LINE TO ACHIEVE MAXIMUM JOINT DISPLACEMENT.
3. CONCRETE ENCASEMENT IS NOT A SEPARATE PAY ITEM.



UTILITY CROSSING / ENCASEMENT

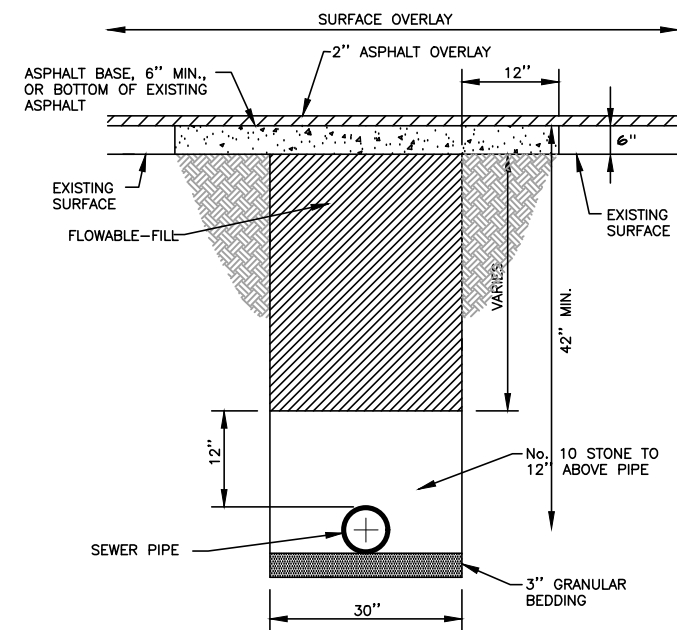
SCALE : N.T.S.

ALL MANUFACTURED BRAND NAMES CALLED OUT ON DETAIL SHEETS ARE FOR EXAMPLE ONLY, OTHER MANUFACTURERS BRANDS CAN BE USED IF APPROVED AS EQUALS.



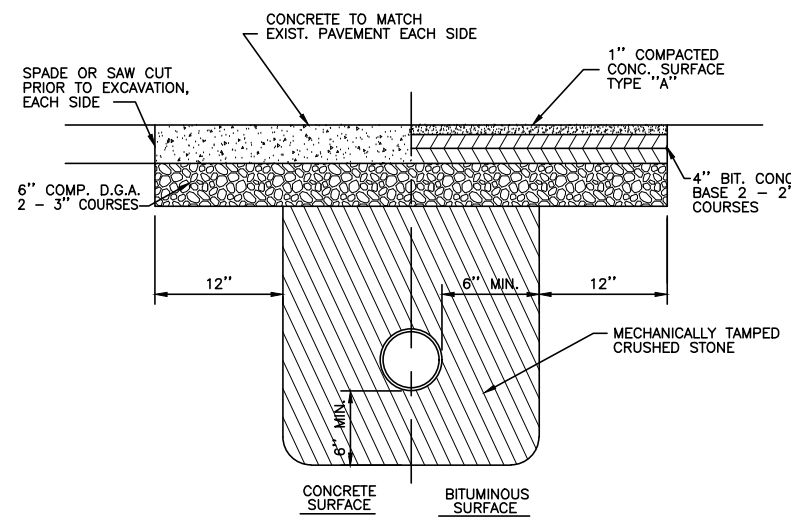
FIRE HYDRANT (3 NOZZLE) OR SINGLE NOZZLE BLOW-OFF HYDRANT (1 NOZZLE)

SCALE : N.T.S.



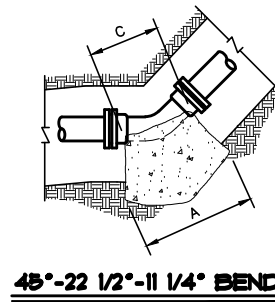
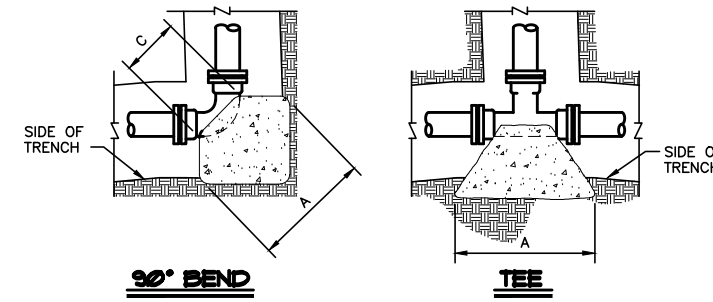
SURFACE RESTORATION
STATE MAINTAINED ROADS

NOTE: SURFACE OVERLAY SHALL BE WIDTH OF LANE



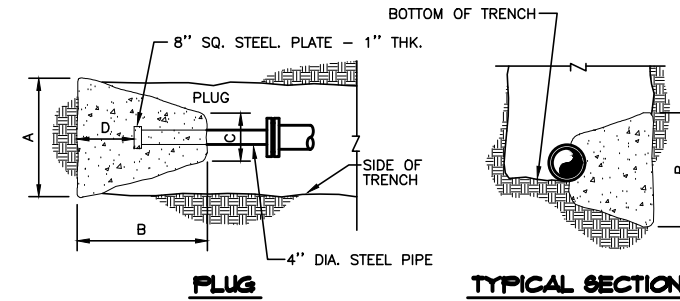
PAYEMENT REPLACEMENT

SCALE : N.T.S.



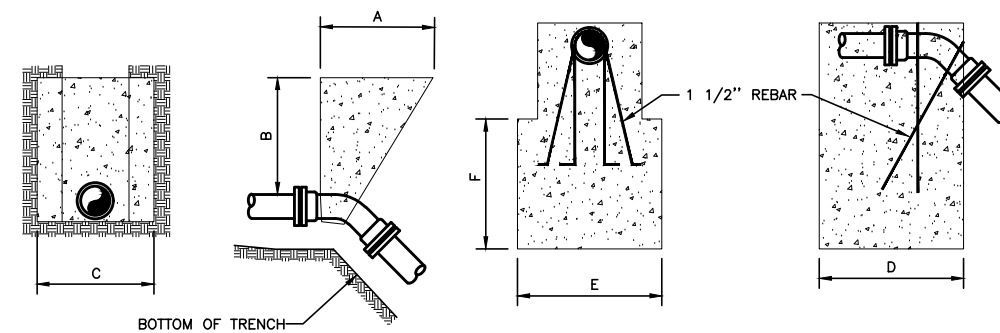
NOTES:

1. THRUST BLOCKS DESIGNED FOR 100 PSI PRESSURE AND 1000 PSF SOIL BEARING. FOR GREATER PRESSURE OR LESS SOIL BEARING, QUANTITIES WILL HAVE TO BE RECALCULATED.
2. THRUST BLOCKING TO BE POURED AGAINST UNDISTURBED EARTH.
3. IF EXACT SIZE PIPE BLOCKING IS NOT SHOWN, USE NEXT LARGER SIZE.
4. THRUST BLOCKING TO BE POURED IN PLACE CLASS B CONC.



PLUG

TYPICAL SECTION



45° VERTICAL BEND

45° VERTICAL BEND

THRUST BLOCKING

SCALE : N.T.S.

90° BEND										
SIZE	24"	20"	18"	16"	12"	10"	8"	6"	4"	2"
A	88	80	72	64	50	40	33	26	16	16
B	88	80	72	64	50	40	33	24	16	16
C	45	38	32	30	16	15	12	12	9	9
D	48	40	36	32	25	20	16	12	8	9

45° BEND										
SIZE	24"	20"	18"	16"	12"	10"	8"	6"	4"	2"
A	72	60	54	48	37	31	24	18	12	12
B	72	60	54	48	37	31	24	18	12	12
C	22	20	16	18	16	14	12	12	8	8
D	32	28	25	22	18	15	12	9	6	6

45° VERTICAL BEND										
SIZE	24"	20"	18"	16"	12"	10"	8"	6"	4"	2"
A	72	60	60	45	36	36	36	36	24	24
B	60	48	48	45	36	36	36	36	24	24
C	96	84	84	72	60	60	60	60	48	48
D	84	72	72	60	48	48	48	48	36	36
E	84	72	72	60	48	48	48	48	36	36
F	84	72	72	60	48	48	48	48	36	36

22 1/2° BEND										
SIZE	24"	20"	18"	16"	12"	10"	8"	6"	4"	2"
A	50	42	38	34	26	23	18	13	9	9
B	50	42	38	34	26	23	18	13	9	9
C	22	20	16	18	16	14	12	10	8	8
D	26	22	18	16	13	11	9	6	4	4

11 1/4° BEND										
SIZE	24"	20"	18"	16"	12"	10"	8"	6"	4"	2"
A	36	30	27	24	18	16	13	11	9	9
B	36	30	27	24	18	16	13	11	9	9
C	22	20	16	18	16	14	12	10	8	8
D	22	18	14	12	9	8	6	5	4	4

PLUG										
SIZE	24"	20"	18"	16"	12"	10"	8"	6"	4"	2"
A	80	66	60	54	52	43	34	26	26	26
B	80	66	60	54	52	43	34	26	26	26
C	12	12	12	12	12	12	12	12	12	12
D	72	60	54	44	32	22	15	11	11	11

TEE										
SIZE	MAIN	24"	20"	18"	16"	12"	10"	8"	6"	4"
A	BRANCH	24"	20"	18"	16"	12"	10"	8"	6"	4"
B		80	66	60	54	52	42	26	43	26
C		45	36	32	30	12	12	12	12	12
D		48	40	36	30	26	21	13	21	13


DIMENSIONS ARE IN INCHES

PROJECT: 4250.00 DATE: JUNE 2016
SCALE: AS NOTED

	NAME	DATE
DESIGNED BY	JDR	
DRAWN BY	SAB	
CHECKED BY	JDR	
RECORD DWGS.		



3 HMB CIRCLE
FRANKFORT, KENTUCKY
(502) 695-9800
(502) 695-9810 FAX

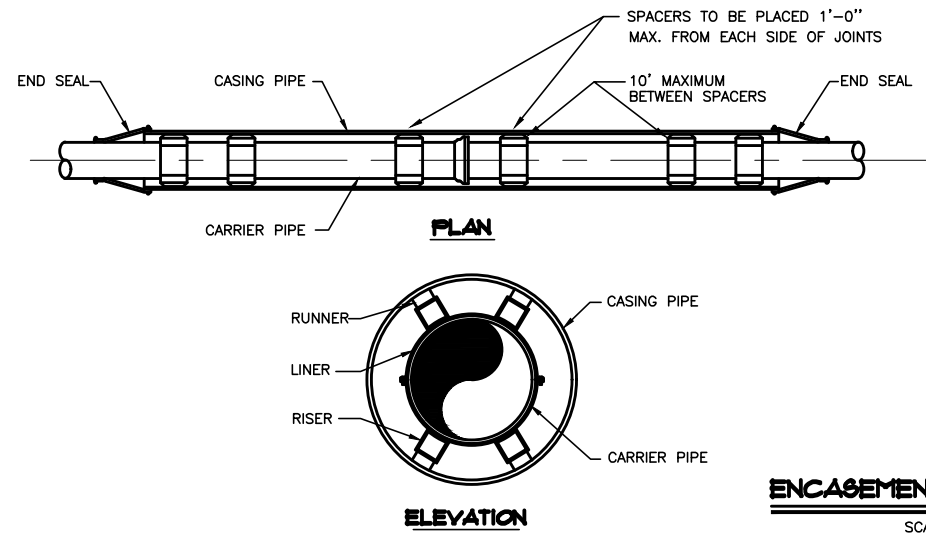


WATER LINE REPLACEMENT PROJECT - PHASE I
WESTERN FLEMING COUNTY WATER DISTRICT
FLEMING COUNTY, KENTUCKY

STANDARD DETAILS

SHEET
SD1

NO.	DATE	REVISIONS	CHK'D	APPR'D	DATE



ENCASEMENT PIPE SPACER

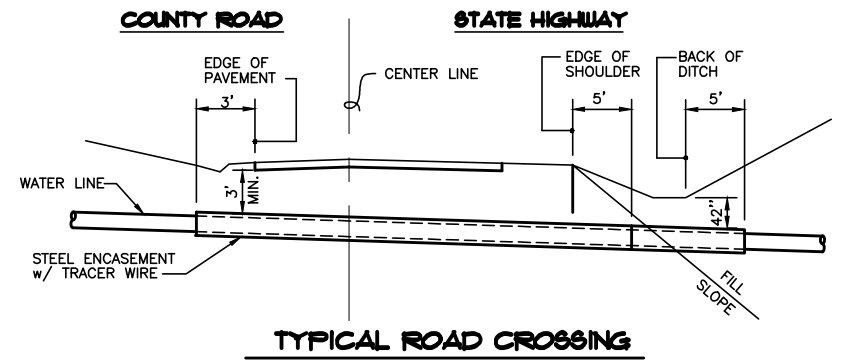
SCALE : N.T.S.

TYPICAL ROAD CROSSING NOTES:

1. ALL JOINTS SHALL BE SOLIDLY WELDED. END OF CASING SHALL BE SEALED AFTER LINE HAS BEEN INSTALLED AND TESTED.
2. MINIMUM DEPTHS MAY INCREASE IN AREAS WHICH REQUIRE MINIMUM SEPARATION WITH OTHER FACILITIES.
3. OPEN TRENCH NO CLOSER THAN THE DITCH LINE OR TOE OF FILL FROM THE EDGE OF THE PAVEMENT OR AS DIRECTED BY STATE, COUNTY OR MUNICIPAL SPECIFICATIONS.
4. HIGHWAY CROSSINGS SHALL UTILIZE STEEL CASING PIPE. STEEL CASING PIPES 4" AND LESS SHALL BE NEW SCHEDULE 40. STEEL CASING PIPES LARGER THAN 4" SHALL HAVE MINIMUM WALL THICKNESS OF 0.25". ALL BORED AND JACKED ENCASEMENT PIPE SHALL BE INSTALLED IN BORE HOLES NO LARGER THAN THE OUTSIDE DIAMETER OF THE ENCASEMENT PIPE.
5. SDR-21 SHALL BE USED FOR PVC CASING FOR COUNTY ROADS, WHERE PVC CASING PIPE IS REQUIRED.

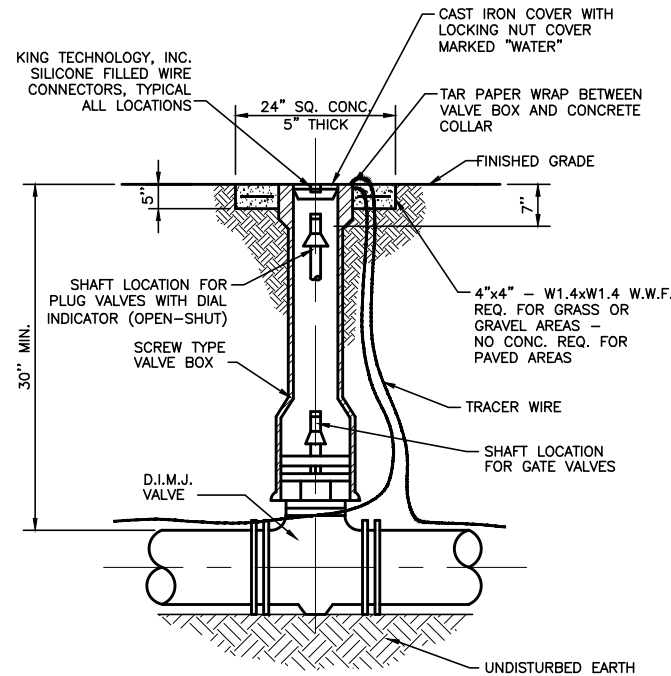
TYPICAL STREAM CROSSING NOTES:

1. END CASING SHALL BE SEALED AFTER LINE HAS BEEN INSTALLED AND TESTED.
2. CONCRETE CAP SHALL END A MINIMUM OF ONE FOOT FROM EDGE OF CASING PIPE.
3. STREAM CROSSINGS SHALL UTILIZE PVC SDR 35 CASING PIPE.

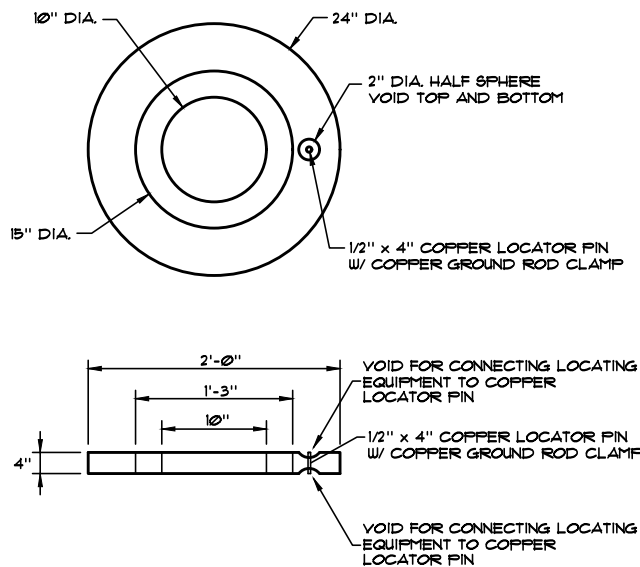


SCALE : N.T.S.

NOTE : THIS DETAIL SHALL ALSO APPLY TO SERVICE LINE BORES WITH PVC CASING.

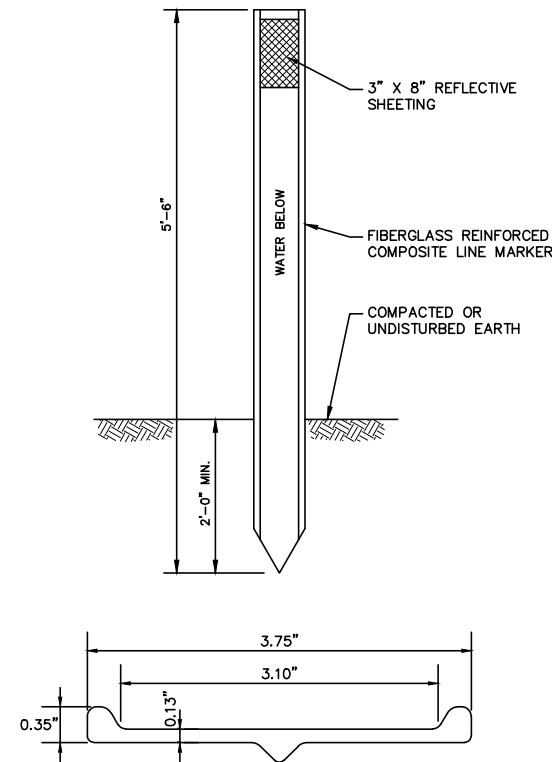


SCALE : N.T.S.



24" DIAMETER CONCRETE VALVE BOX PROTECTOR RING W/ COPPER LOCATOR PIN

SCALE : N.T.S.

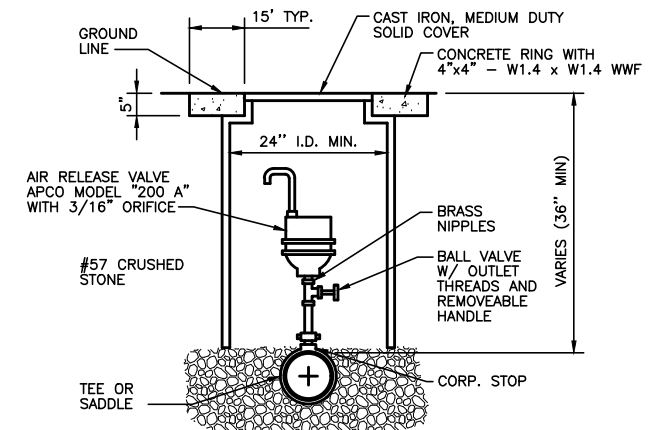


FIBERGLASS LINE MARKER

N.T.S.

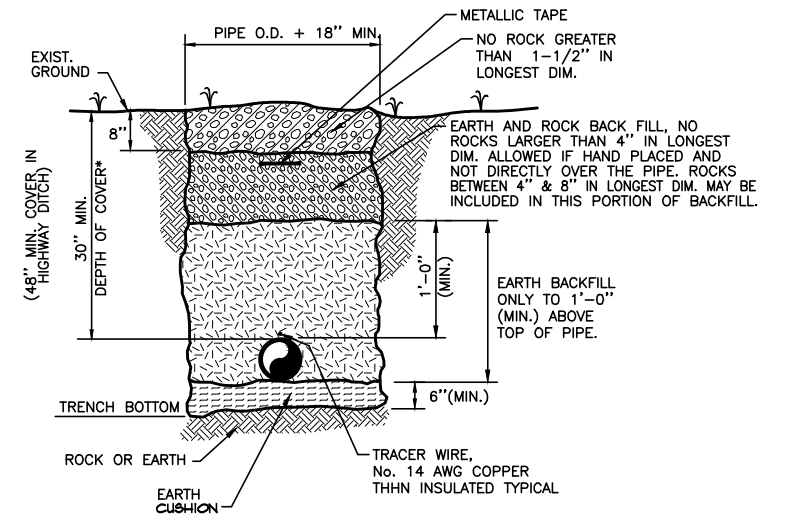
NOTE :

1. FIBERGLASS LINE MARKERS SHALL BE INSTALLED ALL FENCE CROSSINGS OR AS DIRECTED BY THE OWNER/ENGINEER.



AUTOMATIC AIR RELEASE VALVE

SCALE : N.T.S.



BEDDING/BACKFILL

SCALE : N.T.S.

NOTE : TRACER WIRE SHALL BE SPLICED WITH GEL FILLED WIRE CONNECTORS.


NO.	DATE	REVISIONS	CHK'D	APPR'D	DATE

PROJECT: 4250.00 DATE: JUNE 2016
SCALE: AS NOTED

DESIGNED BY	NAME	DATE
JDR	JDR	
SAB	SAB	
JDR	JDR	
RECORD DWGS.		



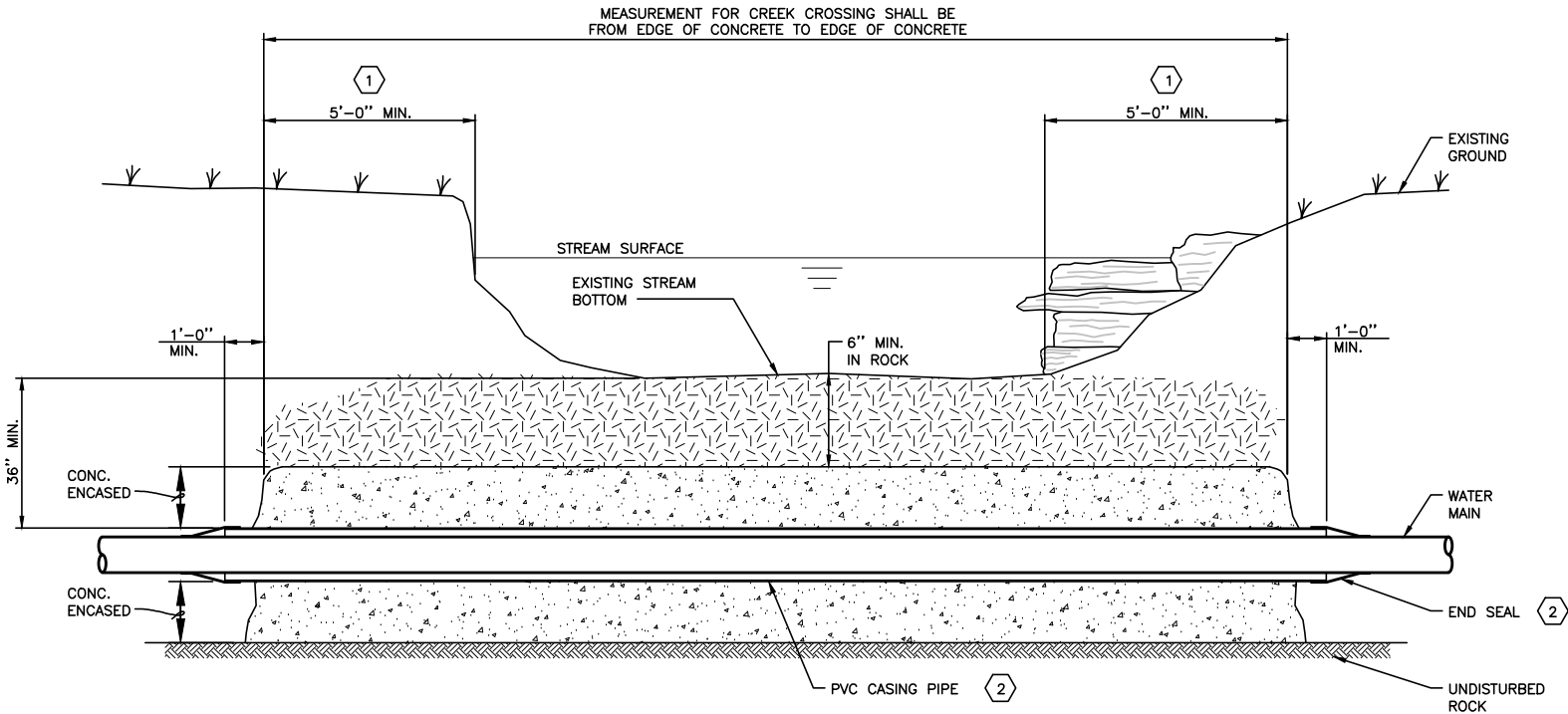
3 HMB CIRCLE
FRANKFORT, KENTUCKY
(502) 695-9800
(502) 695-9810 FAX



WATER LINE REPLACEMENT PROJECT - PHASE I
WESTERN FLEMING COUNTY WATER DISTRICT
FLEMING COUNTY, KENTUCKY

STANDARD DETAILS

SHEET
SD2

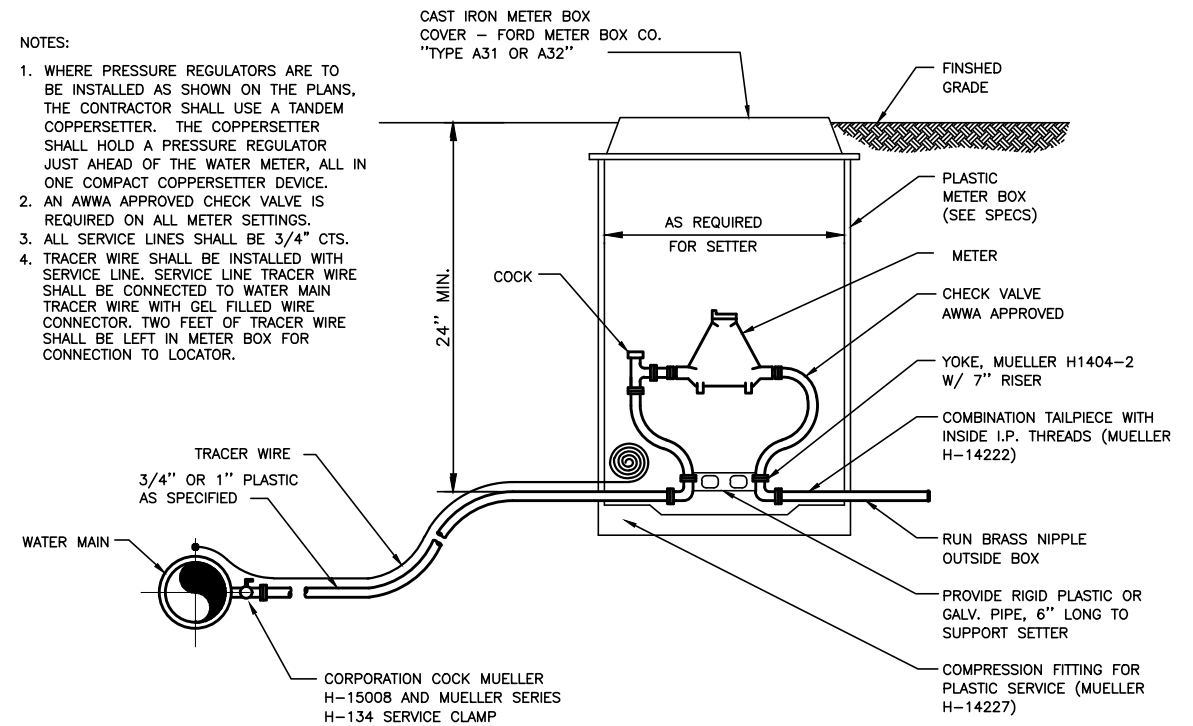


- NOTES:
- ① CONCRETE TO EXTEND 5'-0" @ BEGINNING POINT OF BANK
 - ② REFER TO DETAIL - ENCASEMENT PIPE SPACER

TYPE "B" STREAM CROSSING
SOLID ROCK BOTTOM WITH CONCRETE CAP
SCALE: N.T.S.

NOTES:

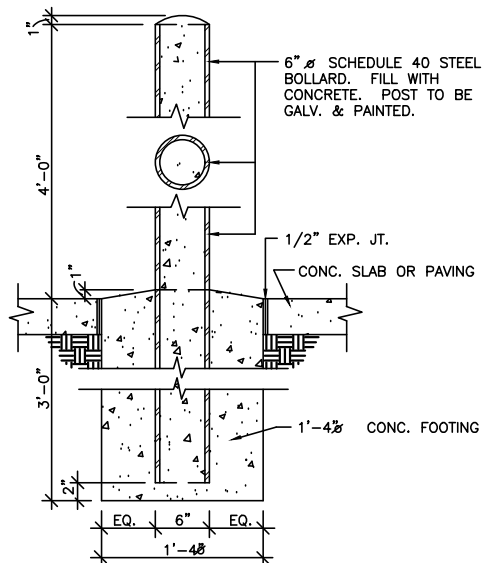
1. WHERE PRESSURE REGULATORS ARE TO BE INSTALLED AS SHOWN ON THE PLANS, THE CONTRACTOR SHALL USE A TANDEM COPPERSETTER. THE COPPERSETTER SHALL HOLD A PRESSURE REGULATOR JUST AHEAD OF THE WATER METER, ALL IN ONE COMPACT COPPERSETTER DEVICE.
2. AN AWWA APPROVED CHECK VALVE IS REQUIRED ON ALL METER SETTINGS.
3. ALL SERVICE LINES SHALL BE 3/4" CTS.
4. TRACER WIRE SHALL BE INSTALLED WITH SERVICE LINE. SERVICE LINE TRACER WIRE SHALL BE CONNECTED TO WATER MAIN TRACER WIRE WITH GEL FILLED WIRE CONNECTOR. TWO FEET OF TRACER WIRE SHALL BE LEFT IN METER BOX FOR CONNECTION TO LOCATOR.



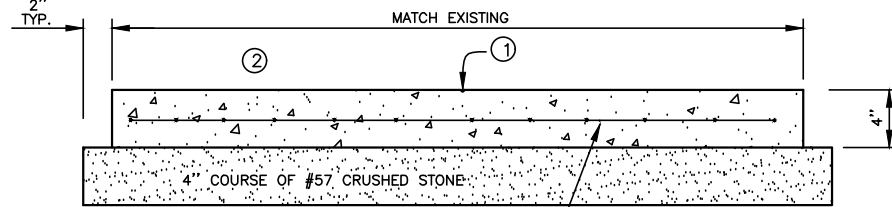
TYPICAL METER SETTING
3/4" x 3/4" & 1" SERVICES

SCALE: N.T.S.

*** CONTRACTOR SHALL INSTALL EXIST. METER IN NEW BOX.**




STEEL BOLLARD POST DETAIL



SIDEWALK DETAIL

SCALE: N.T.S.

- ① 1/4" TOOLED JOINT AT MIDPOINT
- ② 1% MIN. & 2% MAX. CROSS SLOPE



NOTE: TRACER WIRE SHALL BE INSTALLED WITH SERVICE LINES UNDER ROADWAY.

SERVICE LINES UNDER ROADS AND IN ROCK SHALL BE SLEEVED WITH 1-1/2" HDPE.

OWNER SHALL DICTATE WHICH SERVICES SHALL REQUIRE SLEEVES

SERVICE LINE ENCASEMENT DETAIL


SCALE: N.T.S.

NO.	DATE	REVISIONS	CHK'D	APPR'D	DATE

PROJECT: 4250.00 DATE: JUNE 2016		
SCALE: AS NOTED		
DESIGNED BY	JDR	NAME
DRAWN BY	SAB	DATE
CHECKED BY	JDR	
RECORD DWGS.		



3 HMB CIRCLE
FRANKFORT, KENTUCKY
(502) 695-9800
(502) 695-9810 FAX

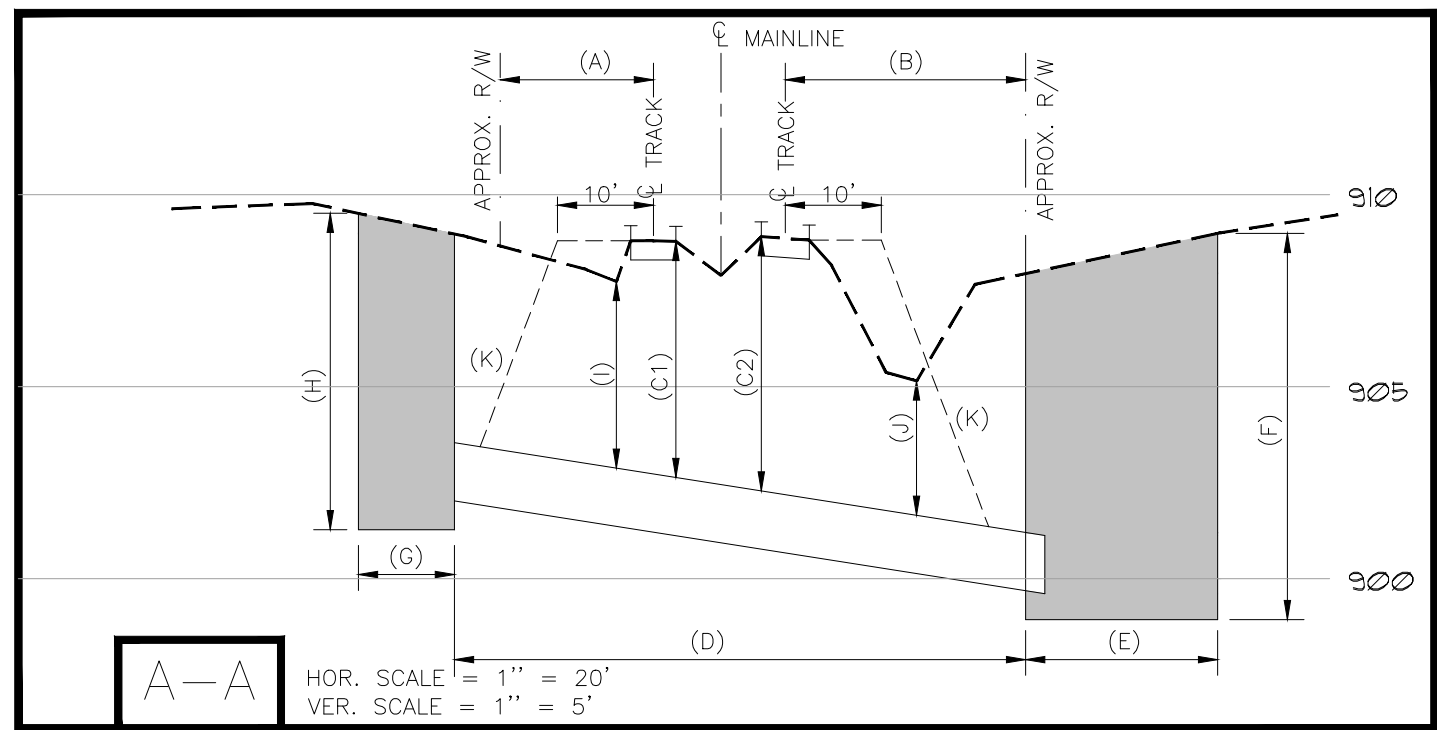
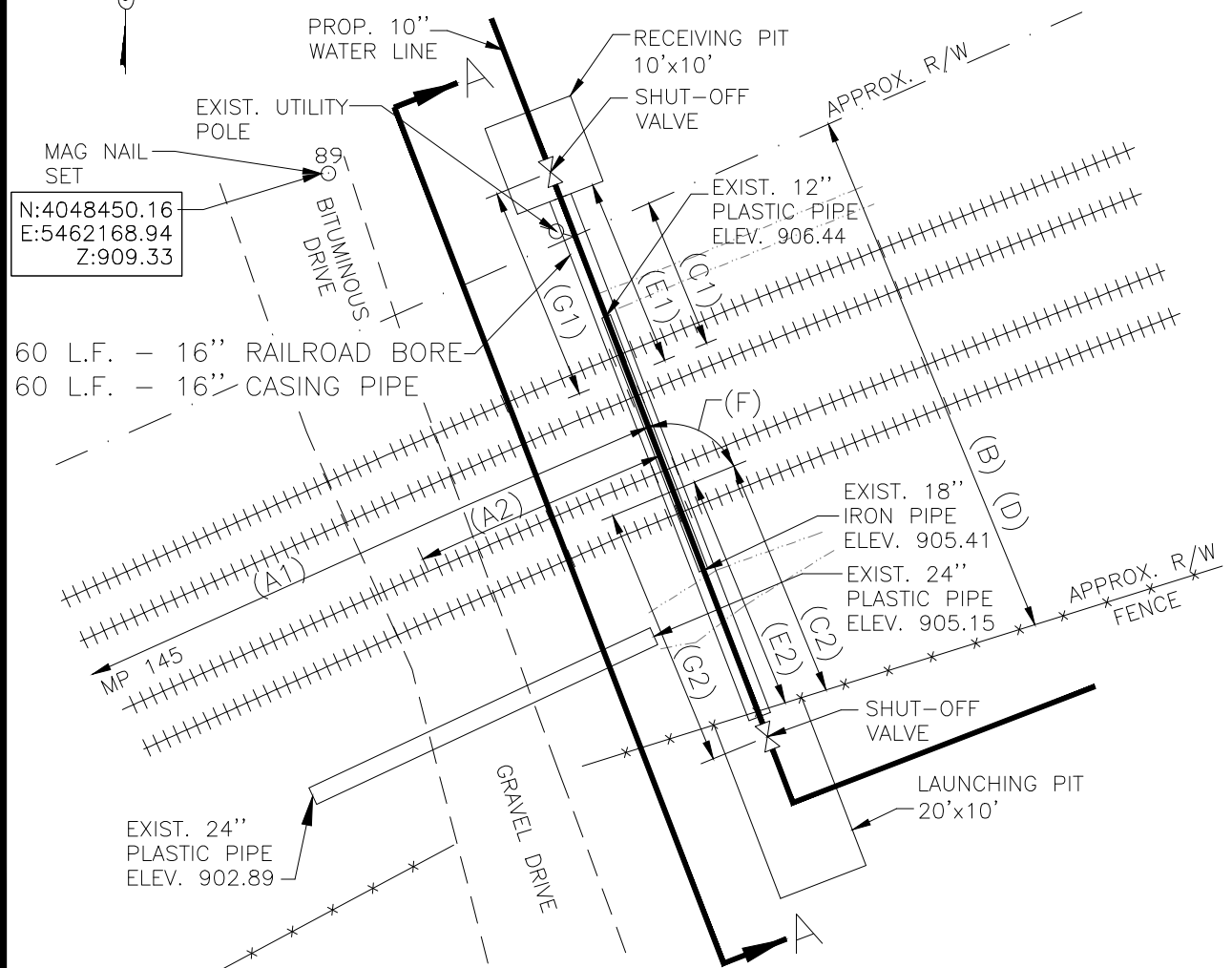


WATER LINE REPLACEMENT PROJECT - PHASE I
WESTERN FLEMING COUNTY WATER DISTRICT
FLEMING COUNTY, KENTUCKY

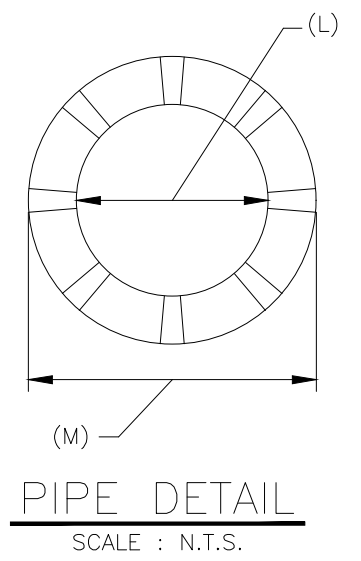
STANDARD DETAILS

SHEET
SD3

LEGEND	
LETTER	DESCRIPTION
(A1)	DISTANCE FROM CROSSING TO NEAREST ACTUAL MILEPOST (1105 FEET TO MP 145).
(A2)	DISTANCE FROM CROSSING TO CENTERLINE OF NEAREST PUBLIC ROAD INTERSECTION (28')
(B)	WIDTH OF CSX R/W (60' ±)
(C1)	DISTANCE FROM CENTERLINE OF NEAREST TRACK TO R/W (17' ±)
(C2)	DISTANCE FROM CENTERLINE OF NEAREST TRACK TO R/W (26' ±)
(D)	TOTAL LENGTH OF PIPE ON CSX R/W [SEE CSXT PIPELINE SPEC. PAGE 13, C) i) (f)] (60')
(E1)	DISTANCE FROM CENTERLINE OF NEAREST TRACK TO FACE OF PITS OR POLES AT A 90 DEGREE ANGLE TO THE TRACK(S). (21')
(E2)	DISTANCE FROM CENTERLINE OF NEAREST TRACK TO FACE OF PITS OR POLES AT A 90 DEGREE ANGLE TO THE TRACK(S). (26')
(F)	ANGLE OF CROSSING [SEE CSXT PIPELINE SPEC. PAGE 5, B), ii)] (90°)
(G1)	IF CONTENTS UNDER PRESSURE : DISTANCE OF SHUT-OFF VALVES FROM CENTERLINE OF NEAREST TRACK (MIN. 2000' FROM NEAREST TRACK ON EACH SIDE OF R/W) [SEE CSXT PIPELINE SPEC. PAGE 20, I), i)] (24')
(G2)	IF CONTENTS UNDER PRESSURE : DISTANCE OF SHUT-OFF VALVES FROM CENTERLINE OF NEAREST TRACK (MIN. 2000' FROM NEAREST TRACK ON EACH SIDE OF R/W) [SEE CSXT PIPELINE SPEC. PAGE 20, I), i)] (29')
(H)	WIDTH OF LAUNCHING/RECEIVING PIT (10'/10')
(I)	LENGTH OF LAUNCHING/RECEIVING PIT (20'/10')




LEGEND	
LETTER	DESCRIPTION
(A)	DISTANCE FROM CENTERLINE OF NEAREST TRACK TO TTI R/W (17' ±)
(B)	DISTANCE FROM CENTERLINE OF NEAREST TRACK TO TTI R/W (26')
(C1)	DISTANCE FROM BASE -OF- RAIL TO TOP-OF CASING (6.2')
(C2)	DISTANCE FROM BASE -OF- RAIL TO TOP-OF CASING (6.6')
(D)	TOTAL LENGTH OF PIPE OF TTI R/W (60')
(E)	LENGTH OF LAUNCHING PIT (20')
(F)	DEPTH OF LAUNCHING PIT (10')
(G)	LENGTH OF RECEIVING PIT (10')
(H)	DEPTH OF RECEIVING PIT (10')
(I)	DISTANCE FROM BASE-OF-DITCH TO TOP-OF-CASING (4.9')
(J)	DISTANCE FROM BASE-OF-DITCH TO TOP-OF-CASING (3.5')
(K)	THEORETICAL EMBANKMENT LINE: STARTS 10' FROM CENTER LINE OF TRACK EXTENDS AWAY FROM TRACK AT A SLOPE OF 1.5' OVER AND 1' DOWN
(L)	CARRIER PIPE DIAMETER (10'')
(M)	CASING PIPE DIAMETER (16'')



NO.	DATE	REVISIONS	CHK'D	APPR'D	DATE

PROJECT: 4250.00	DATE: JUNE 2016
SCALE: AS NOTED	
DESIGNED BY: JDR	NAME: JDR
DRAWN BY: SAB	DATE:
CHECKED BY: JDR	
RECORD DWGS.	



WATER LINE REPLACEMENT PROJECT - PHASE I
WESTERN FLEMING COUNTY WATER DISTRICT
FLEMING COUNTY, KENTUCKY

RAILROAD STANDARD DETAILS

SHEET
SD4