

Kentucky Utilities Company
2021 Home Energy Assistance Annual Report
Table of Contents

Item	Page
1. Provided annually and separated by month: a. Total funds collected from ratepayers via a meter-charge. b. Donations collected from ratepayers for the HEA program. c. The total amount of residential customers. d. The amount of shareholder funds allocated for the program. e. The amount of HEA funds distributed to participants. f. The current balance of the HEA account. g. The amount, if any, of “rolled-over” and unspent HEA funds.	1
2. The total number of slots, total and by county.	2 – 3
3. The total number of: a. Program participants. b. Program applicants. c. Denied applicants.	4
4. Copies of each Monthly HEA Report: Community Action Council Monthly Reports Community Action Kentucky Monthly Reports	5 6 – 14 15 - 112
5. Agendas of any meeting between the administrator and utility, including any discussed or proposed program changes.	113 – 120
6. The following information for all residential customers, annually and by month: a. Average balance amount. b. Average monthly bill amount. c. Average monthly payment amount. d. Average monthly usage (where applicable Gas and Electric are separate) e. Termination notices issued. f. Service terminations. g. Amount of unique customers receiving a termination notice for non-payment (i.e., if a customer receives one or more termination notices, this customer would only be counted as one). h. Amount of unique customers with service terminated for non-payment (i.e., if a customer has service terminated once, this customer would only be counted as one).	121

Kentucky Utilities Company
2021 Home Energy Assistance Annual Report
Table of Contents

Item	Page
7. The information set forth in Item 6 for HEA program participants, annually and by month.	122
8. The average monthly benefit provided to participants through the program.	123
9. Copies of any outside independent audit conducted during the program year.	124 – 158
10. A brief description of the current shareholder funding levels and any future plans to increase the shareholder contribution amount.	159

Kentucky Utilities Company
HEA Annual Report
12 Months Ending September 2021
Case No. 2019-00366

1. Provide annually and Separated by Month:

	a. Total funds collected from ratepayers via a meter-charge	b. Donations collected from ratepayers for the HEA program	c. The total amount of residential customers	d. The amount of shareholder funds allocated for the program	e. The amount of HEA funds distributed to participants ¹	f. The current balance of the HEA account ²	g. The amount, if any, of rolled-over and unspent HEA funds account ³
Prior Balance						\$ 748,450	\$ 748,450
Oct-20	\$ 133,229	Not Applicable	439,862	-	\$ 227	\$ 860,285	\$ 860,285
Nov-20	\$ 133,148	Not Applicable	440,017	-	\$ 191	\$ 981,940	\$ 981,940
Dec-20	\$ 133,484	Not Applicable	440,562	-	\$ 250,150	\$ 853,698	\$ 853,698
Jan-21	\$ 133,301	Not Applicable	440,845	-	\$ 316,695	\$ 647,802	\$ 647,802
Feb-21	\$ 130,249	Not Applicable	441,004	-	\$ 322,266	\$ 455,786	\$ 455,786
Mar-21	\$ 137,332	Not Applicable	441,207	\$ 470,000	\$ 317,946	\$ 632,614	\$ 632,614
Apr-21	\$ 133,997	Not Applicable	441,847	-	\$ 317,888	\$ 439,903	\$ 439,903
May-21	\$ 133,770	Not Applicable	441,760	-	\$ 184	\$ 569,362	\$ 569,362
Jun-21	\$ 134,634	Not Applicable	441,746	-	\$ -	\$ 700,037	\$ 700,037
Jul-21	\$ 135,306	Not Applicable	441,099	-	\$ 307,163	\$ 524,635	\$ 524,635
Aug-21	\$ 135,123	Not Applicable	441,418	-	\$ 305,331	\$ 354,427	\$ 354,427
Sep-21	\$ 133,397	Not Applicable	441,432	-	\$ 307,945	\$ 179,879	\$ 179,879
Annually	\$ 1,606,970	Not Applicable		\$ 470,000	\$ 2,445,986		

Note:

1. October 2020 through December 2020 are amounts distributed under the previous HEA program. Benefit disbursements under the new program start in January 2021.
2. The current HEA account balance in column F includes monthly administration fees paid out. Administration fees paid out are not detailed in the columns above. Summing a prior period HEA account balance in column F with current period columns A and D less column E will not agree to the current period column F. The difference is the monthly administration fees paid out.
3. Balance decline is related to efforts to make more funding available to participants.

Kentucky Utilities Company
HEA Annual Report
12 Months Ending September 2021
Case No. 2019-00366

2. The total number of slots, total and by county:

County	Total number of slots ¹
Adair	16
Anderson	50
Ballard	16
Barren	4
Bath	28
Bell	89
Bourbon	37
Boyle	105
Bracken	14
Bullitt	7
Caldwell	10
Carroll	27
Casey	10
Christian	10
Clark	105
Clay	11
Crittenden	15
Estill	33
Fayette	1,080
Fleming	8
Franklin	22
Gallatin	10
Garrard	27
Grant	1
Grayson	55
Green	9
Hardin	82
Harlan	86
Harrison	27
Hart	29
Henderson	22
Henry	27
Hickman	8
Hopkins	68
Jessamine	32
Knox	21
Larue	54
Laurel	80
Lee	4
Lincoln	42
Livingston	11
Lyon	19
Madison	153
Marion	32
Mason	3
McCracken	5
McCreary	11
McLean	21
Mercer	105
Montgomery	45
Muhlenberg	89
Nelson	19
Nicholas	12
Ohio	26
Oldham	49
Owen	12
Pendleton	6
Pulaski	69

Kentucky Utilities Company
HEA Annual Report
12 Months Ending September 2021
Case No. 2019-00366

2. The total number of slots, total and by county:

County	Total number of slots ¹
Robertson	4
Rockcastle	16
Rowan	40
Russell	41
Scott	99
Shelby	100
Spencer	10
Taylor	53
Trimble	12
Union	32
Washington	15
Webster	17
Whitley	24
Woodford	56
	3,587

Note:

1. The number of slots used from those allocated. Numbers provided by CAK.

Kentucky Utilities Company
HEA Annual Report
12 Months Ending September 2021
Case No. 2019-00366

	Program Participants ¹	Program applicants ¹	Denied applicants ²
3. Total number of:	4,087	6,834	2,747

Note:

1. Number provided by CAK.

2. Number provided by CAK. The number reflects customers denied or on a wait list.

4. Copies of each Monthly HEA Report provided by CAC and CAK.

The monthly HEA reports provided to the Company by CAC and CAK are attached. Please note that the CAK Administrative Fee is significantly higher in January 2021. The increase in January is due to costs incurred by CAA for filling the majority of all program slots and billed to/through CAK.

KHEA Monthly Report for October 2020

Date: 11/13/2020

Appendix A

Question	Total	Notes
3. The amount of participants receiving benefits	0	Based on LGEKU_TO_KHEA_PYMT_CONF files
4. The amount of new enrollments	0	Based on LGEKU_TO_KHEA_PYMT_CONF files
5. The amount of participants unenrolled from the program	32	32 accounts were turned off by KU Based on LGEKU_TO_KHEA_PYMT_CONF and LGEKU_TO_KHEA_DISCONNECTS files
6. The amount of program applications: New applications (enrolled or added to wait list) for month	0	Per 7/31/2020 discussion, no new applications are being processed due to sunseting the program.
7. The amount of applications denied and the reason for denial	0	Per CASTINET application report (Denials)
9. b. The amount of participants in each county	*	See SlotAllocation tab
9. d. The amount of slots available for each county	*	See SlotAllocation tab

Denial Reasons:	Total
Exceeds Maximum Allowable Income	0
Other	0
Incompatible benefit type	0
Previous Assistance	0
Total	0

County	¹Allocated	²Used
Adair	2	2
Anderson	65	57
Ballard	1	1
Barren	11	10
Bath	11	10
Bell	362	286
Bourbon	161	129
Boyle	137	135
Bracken	6	6
Bullitt	3	3
Caldwell	4	3
Carroll	5	5
Casey	34	21
Christian	2	1
Clark	51	51
Clay	37	7
Crittenden	2	2
Estill	55	37
Fayette	943	783
Fleming	11	3
Franklin	17	14
Garrard	26	6
Graves	25	25
Grayson	16	15
Green	21	19
Hardin	105	93
Harlan	11	8
Harrison	113	103
Hart	68	58
Henry	60	55
Hickman	10	10
Hopkins	22	20
Jessamine	20	15
Knox	30	28
Larue	95	84
Laurel	21	21
Lincoln	60	49
Livingston	1	1
Lyon	1	1
Madison	50	44
Marion	9	9
Mason	5	5
McCracken	3	3

McCreary	3	2
McLean	6	6
Mercer	67	65
Montgomery	22	18
Morgan	28	28
Muhlenberg	48	47
Nicholas	88	6
Oldham	7	7
Owen	107	107
Pulaski	63	6
Rowan	59	59
Russell	93	86
Scott	35	32
Shelby	9	9
Taylor	5	3
Trimble	7	5
Union	1	1
Washington	31	27
Webster	7	4
Whitley	80	72
Woodford	42	42
Total	3500	2870

¹Allocated Slots: Based on "Utility Assistance - Slot Report"

²Used Slots: Based on "Utility Assistance - Client and Application List" report of

NOTE: There are discrepancies between the Slots Used column on the CASTiNET Slot Report and the number of Enrolled accounts on the Utility Assistance - Client and Application List from CASTiNET, which have been reported to CAK. Since the Utility Assistance - Client and Application List report matches the number of successful payments in the LGEKU_TO_KHEA_PYMTS_CONF_20200930.TXT file from KU's CCS system, those numbers are reflected in the Used column for this report.

KHEA Monthly Report for November 2020

Date: 12/11/2020

Appendix A

Question	Total	Notes
3. The amount of participants receiving benefits	0	Based on LGEKU_TO_KHEA_PYMT_CONF files
4. The amount of new enrollments	0	Based on LGEKU_TO_KHEA_PYMT_CONF files
5. The amount of participants unenrolled from the program	23	23 accounts were turned off by KU Based on LGEKU_TO_KHEA_PYMT_CONF and LGEKU_TO_KHEA_DISCONNECTS files
6. The amount of program applications: New applications (enrolled or added to wait list) for month	0	Per 7/31/2020 discussion, no new applications are being processed due to sunseting the program.
7. The amount of applications denied and the reason for denial	0	Per CASTINET application report (Denials)
9. b. The amount of participants in each county	*	See SlotAllocation tab
9. d. The amount of slots available for each county	*	See SlotAllocation tab

Denial Reasons:	Total
Exceeds Maximum Allowable Income	0
Other	0
Incompatible benefit type	0
Previous Assistance	0
Total	0

County	¹Allocated	²Used
Adair	2	2
Anderson	65	57
Ballard	1	1
Barren	11	10
Bath	11	10
Bell	362	285
Bourbon	161	126
Boyle	137	133
Bracken	6	6
Bullitt	3	3
Caldwell	4	3
Carroll	5	5
Casey	34	21
Christian	2	1
Clark	51	49
Clay	37	7
Crittenden	2	2
Estill	55	37
Fayette	943	770
Fleming	11	3
Franklin	17	14
Garrard	26	6
Graves	25	25
Grayson	16	15
Green	21	19
Hardin	105	90
Harlan	11	8
Harrison	113	101
Hart	68	58
Henry	60	54
Hickman	10	10
Hopkins	22	20
Jessamine	20	14
Knox	30	28
Larue	95	83
Laurel	21	20
Lincoln	60	49
Livingston	1	1
Lyon	1	1
Madison	50	43
Marion	9	9
Mason	5	5
McCracken	3	3
McCreary	3	2
McLean	6	6
Mercer	67	64
Montgomery	22	18
Morgan	28	28
Muhlenberg	48	47
Nicholas	88	5
Oldham	7	7
Owen	107	107

Pulaski	63	6
Rowan	59	59
Russell	93	84
Scott	35	32
Shelby	9	8
Taylor	5	2
Trimble	7	5
Union	1	1
Washington	31	27
Webster	7	4
Whitley	80	70
Woodford	42	40
Total	3500	2829

¹Allocated Slots: Based on "Utility Assistance - Slot Report"

²Used Slots: Based on "Utility Assistance - Client and Application List" report of ENROLLED accounts

NOTE: There are discrepancies between the Slots Used column on the CASTiNET Slot Report and the number of Enrolled accounts on the Utility Assistance - Client and Application List from CASTiNET, which have been reported to CAK. Since the Utility Assistance - Client and Application List report matches the number of successful payments in the LGSKU_TO_KHEA_PYMTS_CONF_20200930.TXT file from KU's CCS system, those numbers are reflected in the Used column for this report.

KHEA Monthly Report for December 2020

Date: 1/15/2021

Appendix A

Question	Total	Notes
3. The amount of participants receiving benefits	2,840	Based on LGEKU_TO_KHEA_PYMT_CONF files
4. The amount of new enrollments	0	Based on LGEKU_TO_KHEA_PYMT_CONF files
5. The amount of participants unenrolled from the program	32	32 accounts were turned off by KU Based on LGEKU_TO_KHEA_PYMT_CONF and LGEKU_TO_KHEA_DISCONNECTS files
6. The amount of program applications: New applications (enrolled or added to wait list) for month	0	Per 7/31/2020 discussion, no new applications are being processed due to sunseting the program.
7. The amount of applications denied and the reason for denial	0	Per CASTiNET application report (Denials)
9. b. The amount of participants in each county	*	See SlotAllocation tab
9. d. The amount of slots available for each county	*	See SlotAllocation tab

Denial Reasons:	Total
Exceeds Maximum Allowable Income	0
Other	0
Incompatible Benefit Type	0
Previous Assistance	0
Total	0

Appendix B

Question	Total	Notes
2. The total number of slots, total and by county	*	See SlotAllocation tab
3. The total number of		
a. Program participants: Total payments for program year (1/1/2020 to 12/31/2020)	20,644	Based on LGEKU_TO_KHEA_PYMT_CONF files
b. Program applicants: Total applications for program year (1/1/2020 to 12/31/2020)	4,437	Per CASTiNET report
c. Denied applicants: Total applications denied for program year (1/1/2020 to 12/31/2020)	80	*Per CASTiNET application report (Denials)

Denial Reasons:	Total
Exceeds Maximum Allowable Income	20
Expired Date	46
Incompatible benefit type	1
Other	10
Previous Assistance	2
Voluntarily Withdrew	1
Total	80

*Excludes "Exceeds Maximum Number of Applications" denial reason. These are applications that were entered after a household became Enrolled in KU HEA.

County	¹Allocated	²Used
Adair	2	0
Anderson	65	49
Ballard	1	1
Barren	11	6
Bath	11	9
Bell	362	186
Bourbon	161	104
Boyle	137	76
Bracken	6	5
Bullitt	3	3
Caldwell	4	3
Carroll	5	2
Casey	34	16
Christian	2	1
Clark	51	38
Clay	37	5
Crittenden	2	2
Estill	55	33
Fayette	935	451
Fleming	11	2
Franklin	17	8
Gallatin	6	6
Garrard	26	21
Graves	25	0
Grayson	16	12
Green	21	16
Hardin	105	61
Harlan	11	3
Harrison	113	90
Hart	68	27
Henry	60	49
Hickman	10	8
Hopkins	22	17
Jessamine	20	13
Knox	30	17
Larue	95	48
Laurel	21	12
Lincoln	60	36
Livingston	1	1
Lyon	1	1
Madison	50	22
Marion	9	9
Mason	5	5
McCracken	3	3
McCreary	3	1
McLean	6	6

Mercer	67	45
Montgomery	22	17
Morgan	28	0
Muhlenberg	48	26
Nicholas	88	33
Oldham	7	5
Owen	107	7
Pulaski	63	76
Rockcastle	2	2
Rowan	59	50
Russell	93	61
Scott	35	17
Shelby	9	6
Taylor	5	0
Trimble	7	4
Union	1	1
Washington	31	23
Webster	7	3
Whitley	80	43
Woodford	42	32
Total	3500	1935

¹Allocated Slots: Based on "Utility Assistance - Slot Report"

²Used Slots: Based on "Utility Assistance - Client and Application List" report of ENROLLED accounts

NOTE: There are discrepancies between the Slots Used column on the CASTiNET Slot Report and the number of Enrolled accounts on the Utility Assistance - Client and Application List from CASTiNET, which have been reported to CAK. Since the Utility Assistance - Client and Application List report matches the number of successful payments in the LGEKU_TO_KHEA_PYMTS_CONF_20201204.TXT file from KU's CCS system, those numbers are reflected in the Used column for this report.

KU did not receive a summary invoice page, as was provided in subsequent months, from CAK for October 2020 due to new program documents being established. KU received a detail invoice document for October 2020 found on page 16. Summary and detail invoice pages provided by CAK started in November 2020.

Community Action Kentucky
KU HEA Program Invoice
for Fiscal Year 2020-2021
For the period ending 10/31/20

Utility Program Funding

	Budget	Oct	Remaining
# of Slots	2972	0	2972
\$ per Slot	\$25.00	\$25.00	\$25.00
Max Slot Admin Maintenance Fee	\$74,300.00	\$0.00	\$74,300.00
Max Additional Admin	\$68,120.09	\$2.33	\$68,117.76

	Budget	Oct-20	Variance
Revenues	\$ 203,457.28	\$ 8,610.06	\$ 194,847.22

Expenses			
Salaries/Benefits	24,478.41	1,345.64	23,132.77
IT R&M	25,226.18	87.61	25,138.57
Legal	5,213.00	7,047.96	(1,834.96)
CAA Admin	142,420.09	2.33	142,417.76
Other Expenses	6,119.60	126.52	5,993.08
Expenses	\$ 203,457.28	\$ 8,610.06	\$ 194,847.22

Project Balance:	-	-	-
------------------	---	---	---

CAK Admin Exp	\$ 61,037.19	\$ 8,607.73	\$ 52,429.46
---------------	--------------	-------------	--------------

Utility Assistance Report - Slots

KU HEA

FFY 21 (10/1/2020-9/30/2021)



Summary

Program Participants

Program Applicants

Denied Applicants

Applications

0
732
10

All-Electric				
Agency	County	Allocated	Used	Unused
Audubon Area Community Services	Daviess	1	0	1
	Henderson	16	0	16
	McLean	13	0	13
	Ohio	26	0	26
	Union	29	0	29
	Webster	14	0	14
	Total	99	0	99
Bell-Whitley	Bell	72	0	72
	Whitley	20	0	20
	Total	92	0	92
Blue Grass Community Action Partnership	Anderson	40	0	40
	Boyle	64	0	64
	Franklin	18	0	18
	Garrard	23	0	23
	Jessamine	29	0	29
	Lincoln	22	0	22
	Mercer	45	0	45
	Scott	131	0	131
	Woodford	72	0	72
	Total	444	0	444
Central Kentucky Community Action Council, Inc.	Grayson	18	0	18
	Hardin	121	0	121
	Larue	18	0	18
	Marion	23	0	23
	Nelson	19	0	19
	Washington	11	0	11
	Total	210	0	210
Community Action Council for Lexington-Fayette, Bourbon, Harrison and Nicholas Counties, Inc	Bourbon	31	0	31
	Fayette	901	0	901
	Harrison	22	0	22
	Nicholas	10	0	10
	Total	964	0	964
Community Action of Southern Kentucky	Barren	7	0	7
	Edmonson	1	0	1
	Hart	19	0	19
	Total	27	0	27
Daniel Boone	Clay	10	0	10

As of 11/1/2020

Page 1 of 5

Utility Assistance Report - Slots

KU HEA

FFY 21 (10/1/2020-9/30/2021)



Community Action Agency	Laurel	61	0	61
	Rockcastle	16	0	16
	Total	87	0	87
Foothills	Clark	82	0	82
	Estill	16	0	16
	Madison	143	0	143
	Total	241	0	241
Gateway Community Action	Bath	13	0	13
	Montgomery	50	0	50
	Rowan	29	0	29
	Total	92	0	92
Harlan Co. CAA	Harlan	71	0	71
	Total	71	0	71
KCEOC	Knox	18	0	18
	Total	18	0	18
Lake Cumberland	Adair	14	0	14
	Casey	9	0	9
	Green	7	0	7
	McCreary	9	0	9
	Pulaski	56	0	56
	Russell	15	0	15
	Taylor	24	0	24
	Total	134	0	134
Licking Valley	Bracken	14	0	14
	Fleming	11	0	11
	Mason	37	0	37
	Robertson	2	0	2
	Total	64	0	64
Middle KY	Lee	4	0	4
	Total	4	0	4
Multi-Purpose CAA	Bullitt	4	0	4
	Shelby	81	0	81
	Spencer	12	0	12
	Total	97	0	97
NKCAC	Campbell	3	0	3
	Carroll	20	0	20
	Gallatin	8	0	8
	Grant	1	0	1
	Owen	11	0	11
	Pendleton	5	0	5
	Total	48	0	48
Pennyrile	Caldwell	7	0	7
	Christian	5	0	5
	Crittenden	14	0	14

As of 11/1/2020

Page 2 of 5

Utility Assistance Report - Slots

KU HEA

FFY 21 (10/1/2020-9/30/2021)



	Hopkins	66	0	66
	Livingston	3	0	3
	Lyon	14	0	14
	Muhlenberg	75	0	75
	Total	184	0	184
Tri County	Henry	23	0	23
	Oldham	40	0	40
	Trimble	8	0	8
	Total	71	0	71
West Kentucky Allied Services, Inc.	Ballard	12	0	12
	Carlisle	1	0	1
	Fulton	1	0	1
	Graves	1	0	1
	Hickman	5	0	5
	McCracken	5	0	5
	Total	25	0	25
Grand Total		2972	0	2972

Agency	Benefit Type	County	Available	On Waitlist	Approved	Withdrawn	Rejected	Removed
Audubon Area Community Services	All-Electric	Daviess	1					
		Henderson	16					
		McLean	13					
		Ohio	26					
		Union	29					
		Webster	14					
		Total	99					
Bell-Whitley	All-Electric	Bell	72	0		0	0	0
		Whitley	20	0	27	0	0	0
		Total	92	0	27	0	0	0
Blue Grass Community Action Partnership	All-Electric	Anderson	40	0	32	0	0	0
		Boyle	64	0	17	0	0	0
		Franklin	18	0	5	0	0	0
		Garrard	23	0	8	0	0	0
		Jessamine	29	0	2	0	0	0
		Lincoln	22	0	14	0	0	0
		Mercer	45	0	35	0	0	0
		Scott	131	0	26	0	0	0
		Woodford	72	0	33	0	0	0
		Total	444	0	172	0	0	0
Central Kentucky Community Action Council, Inc.	All-Electric	Grayson	18	0		0	0	0
		Hardin	121	0	1	0	0	0
		Larue	18	0	50	0	0	0
		Marion	23	0	5	0	0	0
		Nelson	19					
		Washington	11	0	3	0	0	0

As of 11/1/2020

Page 3 of 5

Utility Assistance Report - Slots

KU HEA

FFY 21 (10/1/2020-9/30/2021)



		Total	210	0	59	0	0	0
Community Action Council for Lexington-Fayette, Bourbon, Harrison and Nicholas Counties, Inc	All-Electric	Bourbon	31	0		0	0	0
		Fayette	901	0		0	0	0
		Harrison	22	0	2	0	0	0
		Nicholas	10	0		0	0	0
		Total	964	0	2	0	0	0
Community Action of Southern Kentucky	All-Electric	Barren	7	0		0	0	0
		Edmonson	1					
		Hart	19	0		0	0	0
		Total	27	0	0	0	0	0
Daniel Boone Community Action Agency	All-Electric	Clay	10	0	5	0	0	0
		Laurel	61	0	16	0	0	0
		Rockcastle	16	0	4	0	0	0
		Total	87	0	25	0	0	0
Foothills	All-Electric	Clark	82					
		Estill	16	0	40	0	0	0
		Madison	143	0	7	0	0	0
		Total	241	0	47	0	0	0
Gateway Community Action	All-Electric	Bath	13	0	5	0	0	0
		Montgomery	50	0	7	0	0	0
		Rowan	29	0	19	0	0	0
		Total	92	0	31	0	0	0
Harlan Co. CAA	All-Electric	Harlan	71	0	6	0	0	0
		Total	71	0	6	0	0	0
KCEOC	All-Electric	Knox	18	0	10	0	0	0
		Total	18	0	10	0	0	0
Lake Cumberland	All-Electric	Adair	14	0	3	0	0	0
		Casey	9	0	30	0	0	0
		Green	7	0	2	0	0	0
		McCreary	9					
		Pulaski	56	0	35	0	0	0
		Russell	15	0		0	0	0
		Taylor	24	0	2	0	0	0
		Total	134	0	72	0	0	0
Licking Valley	All-Electric	Bracken	14	0	2	0	0	0
		Fleming	11					
		Mason	37	0	3	0	0	0
		Robertson	2					
		Total	64	0	5	0	0	0
Middle KY	All-Electric	Lee	4	0	53	0	0	0
		Total	4	0	53	0	0	0
Multi-Purpose CAA	All-Electric	Bullitt	4					
		Shelby	81	0		0	0	0
		Spencer	12					
		Total	97	0	0	0	0	0

As of 11/1/2020

Page 4 of 5

Utility Assistance Report - Slots

KU HEA

FFY 21 (10/1/2020-9/30/2021)



NKCAC	All-Electric	Campbell	3					
		Carroll	20	0	31	0	0	0
		Gallatin	8					
		Grant	1					
		Owen	11					
		Pendleton	5	0	2	0	0	0
		Total	48	0	33	0	0	0
Pennyrile	All-Electric	Caldwell	7	0	1	0	0	0
		Christian	5					
		Crittenden	14					
		Hopkins	66	0	13	0	0	0
		Livingston	3					
		Lyon	14	0	1	0	0	0
		Muhlenberg	75	0	93	0	0	0
		Total	184	0	108	0	0	0
Tri County	All-Electric	Henry	23	0	22	0	0	0
		Oldham	40	0	33	0	0	0
		Trimble	8	0	13	0	0	0
		Total	71	0	68	0	0	0
West Kentucky Allied Services, Inc.	All-Electric	Ballard	12	0	1	0	0	0
		Carlisle	1					
		Fulton	1					
		Graves	1					
		Hickman	5	0	1	0	0	0
		McCracken	5	0	1	0	0	0
		Total	25	0	3	0	0	0
Grand Total			2972	0	722	0	0	

Agency	Benefit Type	County	Enrolled	On Waitlist	Approved	Withdrawn	Rejected	Removed
NKCAC	All-Electric	Kenton	0	0	1	0	0	0
		Total	0	0	1	0	0	0
Grand Total			0	0	1	0	0	0

Denial Reason	# Apps
Exceeds Maximum Number of Applications	7
Expired Date	3

Invoice

TO: KU HEA Program Invoice
FOR: Community Action Kentucky
DATE: 12/14/20
PERIOD: 11/01/20-11/30/20
AMOUNT: \$11,529.70

Breakdown:

Salaries/Fringe	\$1,005.12
IT R&M	\$2,546.37
Legal	\$1,319.89
CAA Admin	\$6,479.51
Other Expenses	\$178.81
Total	\$11,529.70

Community Action Kentucky
 KU HEA Program Invoice
 for Fiscal Year 2020-2021
 For the period ending 11/30/20

Utility Program Funding

	Budget	Nov	YTD	Remaining
# of Slots	2972	0		2972
\$ per Slot	\$25.00	\$25.00		\$25.00
Max Slot Admin Maintenance Fee	\$74,300.00	\$0.00		\$74,300.00
Max Additional Admin	\$68,120.09	\$6,479.51	\$6,481.84	\$61,638.25

	Budget	Nov	YTD	Variance
Revenues	\$ 203,457.28	\$ 11,529.70	\$ 20,139.76	\$ 183,317.52
Expenses				
Salaries/Benefits	24,478.41	1,005.12	2,350.76	22,127.65
IT R&M	25,226.18	2,546.37	2,633.98	22,592.20
Legal	5,213.00	1,319.89	8,367.85	(3,154.85)
CAA Admin	142,420.09	6,479.51	6,481.84	135,938.25
Other Expenses	6,119.60	178.81	305.33	5,814.27
Expenses	\$ 203,457.28	\$ 11,529.70	\$ 20,139.76	\$ 183,317.52

Project Balance:	-	-	-	-
------------------	---	---	---	---

CAK Admin Exp	\$ 61,037.19	\$ 5,050.19	\$ 13,657.92	\$ 55,987.00
---------------	--------------	-------------	--------------	--------------

Utility Assistance Report - Slots

KU

Program Year: FFY 21 (10/1/2020-9/30/2021)

November Only

Summary

Program Participants

Program Applicants

Denied Applicants

#

0
2,233
59

Agency	County	All-Electric		
		Allocated	Used	Unused
Audubon Area Community Services	Daviess	1	0	1
	Henderson	16	0	16
	McLean	13	0	13
	Ohio	26	0	26
	Union	29	0	29
	Webster	14	0	14
	Total	99	0	99
Bell-Whitley	Bell	72	0	72
	Whitley	20	0	20
	Total	92	0	92
Blue Grass Community Action Partnership	Anderson	40	0	40
	Boyle	64	0	64
	Franklin	18	0	18
	Garrard	23	0	23
	Jessamine	29	0	29
	Lincoln	22	0	22
	Mercer	45	0	45
	Scott	131	0	131
	Woodford	72	0	72

	Total	444	0	444
Central Kentucky Community Action Council, Inc.	Grayson	18	0	18
	Hardin	121	0	121
	Larue	18	0	18
	Marion	23	0	23
	Nelson	19	0	19
	Washington	11	0	11
	Total	210	0	210
Community Action Council for Lexington-Fayette, Bourbon, Harrison and Nicholas Counties, Inc.	Bourbon	31	0	31
	Fayette	901	0	901
	Harrison	22	0	22
	Nicholas	10	0	10
	Total	964	0	964
Community Action of Southern Kentucky	Barren	7	0	7
	Edmonson	1	0	1
	Hart	19	0	19
	Total	27	0	27
Daniel Boone Community Action Agency	Clay	10	0	10
	Laurel	61	0	61
	Rockcastle	16	0	16
	Total	87	0	87
Foothills	Clark	82	0	82
	Estill	16	0	16
	Madison	143	0	143
	Total	241	0	241
Gateway Community Action	Bath	13	0	13
	Montgomery	50	0	50
	Rowan	29	0	29
	Total	92	0	92
Harlan Co. CAA	Harlan	71	0	71

Hamilton CO, CAA	Total	71	0	71
KCEOC	Knox	18	0	18
	Total	18	0	18
Lake Cumberland	Adair	14	0	14
	Casey	9	0	9
	Green	7	0	7
	McCreary	9	0	9
	Pulaski	56	0	56
	Russell	15	0	15
	Taylor	24	0	24
	Total	134	0	134
Licking Valley	Bracken	14	0	14
	Fleming	11	0	11
	Mason	37	0	37
	Robertson	2	0	2
	Total	64	0	64
Middle KY	Lee	4	0	4
	Total	4	0	4
Multi-Purpose CAA	Bullitt	4	0	4
	Shelby	81	0	81
	Spencer	12	0	12
	Total	97	0	97
NKCAC	Campbell	3	0	3
	Carroll	20	0	20
	Gallatin	8	0	8
	Grant	1	0	1
	Owen	11	0	11
	Pendleton	5	0	5
	Total	48	0	48
	Caldwell	7	0	7

Pennyrile	Christian	5	0	5
	Crittenden	14	0	14
	Hopkins	66	0	66
	Livingston	3	0	3
	Lyon	14	0	14
	Muhlenberg	75	0	75
	Total	184	0	184
Tri County	Henry	23	0	23
	Oldham	40	0	40
	Trimble	8	0	8
	Total	71	0	71
West Kentucky Allied Services, Inc.	Ballard	12	0	12
	Carlisle	1	0	1
	Fulton	1	0	1
	Graves	1	0	1
	Hickman	5	0	5
	McCracken	5	0	5
	Total	25	0	25
Grand Total		2972	0	2972

Agency	Benefit Type	County	Available	On Waitlist	Approved	Withdrawn	Rejected	Removed
Audubon Area Community Services	All-Electric	Daviess	1	0	0	0	0	0
		Henderson	16	0	54	0	0	0
		McLean	13	0	40	0	0	0
		Ohio	26	0	17	0	0	0
		Union	29	0	16	0	0	0
		Webster	14	0	37	0	0	0
		Total	99	0	164	0	0	0
		Bell	72	0	115	0	0	0

Bell-Whitley	All-Electric	Whitley	20	0	17	0	0	0
		Total	92	0	132	0	0	0
Blue Grass Community Action Partnership	All-Electric	Anderson	40	0	12	0	0	0
		Boyle	64	0	37	0	0	0
		Franklin	18	0	2	0	0	0
		Garrard	23	0	9	0	0	0
		Jessamine	29	0	9	0	0	0
		Lincoln	22	0	16	0	0	0
		Mercer	45	0	34	0	0	0
		Scott	131	0	18	0	0	0
		Woodford	72	0	10	0	0	0
		Total	444	0	147	0	0	0
Central Kentucky Community Action Council, Inc.	All-Electric	Grayson	18	0	8	0	0	0
		Hardin	121	0	25	0	0	0
		Larue	18	0	4	0	0	0
		Marion	23	0	4	0	0	0
		Nelson	19	0	4	0	0	0
		Washington	11	0	1	0	0	0
		Total	210	0	46	0	0	0
Community Action Council for Lexington- Fayette, Bourbon, Harrison and Nicholas Counties, Inc	All-Electric	Bourbon	31	0	33	0	0	0
		Fayette	901	0	710	0	0	0
		Harrison	22	0	56	0	0	0
		Nicholas	10	0	42	0	0	0
		Total	964	0	841	0	0	0
Community Action of Southern Kentucky	All-Electric	Barren	7	0	3	0	0	0
		Edmonson	1	0	0	0	0	0
		Hart	19	0	65	0	0	0
		Total	27	0	68	0	0	0
Daniel Boone Community	All-Electric	Clay	10	0	1	0	0	0
		Laurel	61	0	40	0	0	0

Action Agency	All-Electric	Rockcastle	16	0	3	0	0	0
		Total	87	0	44	0	0	0
Foothills	All-Electric	Clark	82	0	16	0	0	0
		Estill	16	0	1	0	0	0
		Madison	143	0	53	0	0	0
		Total	241	0	70	0	0	0
Gateway Community Action	All-Electric	Bath	13	0	47	0	0	0
		Montgomery	50	0	20	0	0	0
		Rowan	29	0	47	0	0	0
		Total	92	0	114	0	0	0
Harlan Co. CAA	All-Electric	Harlan	71	0	7	0	0	0
		Total	71	0	7	0	0	0
KCEOC	All-Electric	Knox	18	0	11	0	0	0
		Total	18	0	11	0	0	0
Lake Cumberland	All-Electric	Adair	14	0	40	0	0	0
		Casey	9	0	21	0	0	0
		Green	7	0	26	0	0	0
		McCreary	9	0	33	0	0	0
		Pulaski	56	0	21	0	0	0
		Russell	15	0	77	0	0	0
		Taylor	24	0	45	0	0	0
		Total	134	0	263	0	0	0
Licking Valley	All-Electric	Bracken	14	0	10	0	0	0
		Fleming	11	0	1	0	0	0
		Mason	37	0	0	0	0	0
		Robertson	2	0	7	0	0	0
		Total	64	0	18	0	0	0
Middle KY	All-Electric	Lee	4	0	11	0	0	0
		Total	4	0	11	0	0	0
		Bullitt	4	0	4	0	0	0

Multi-Purpose CAA	All-Electric	Shelby	81	0	56	0	0	0
		Spencer	12	0	7	0	0	0
		Total	97	0	67	0	0	0
NKCAC	All-Electric	Campbell	3	0	0	0	0	0
		Carroll	20	0	11	0	0	0
		Gallatin	8	0	13	0	0	0
		Grant	1	0	1	0	0	0
		Owen	11	0	19	0	0	0
		Pendleton	5	0	14	0	0	0
		Total	48	0	58	0	0	0
Pennyrile	All-Electric	Caldwell	7	0	7	0	0	0
		Christian	5	0	0	0	0	0
		Crittenden	14	0	11	0	0	0
		Hopkins	66	0	2	0	0	0
		Livingston	3	0	11	0	0	0
		Lyon	14	0	16	0	0	0
		Muhlenberg	75	0	1	0	0	0
		Total	184	0	48	0	0	0
Tri County	All-Electric	Henry	23	0	7	0	0	0
		Oldham	40	0	29	0	0	0
		Trimble	8	0	7	0	0	0
		Total	71	0	43	0	0	0
West Kentucky Allied Services, Inc.	All-Electric	Ballard	12	0	9	0	0	0
		Carlisle	1	0	0	0	0	0
		Fulton	1	0	0	0	0	0
		Graves	1	0	0	0	0	0
		Hickman	5	0	9	0	0	0
		McCracken	5	0	4	0	0	0
		Total	25	0	22	0	0	0
Grand Total			2972	0	2174	0	0	0

Agency	Benefit Type			County	Enrolled	On Waitlist	Approved	Withdrawn
NKCAC	All-Electric			Kenton	0	0	0	0
				Total	0	0	0	0
Grand Total					0	0	0	0

Denial Reason	# Apps
Exceeds Maximum Allowable Income	3
Exceeds Maximum Number of Applications	48
Expired Date	5
Insufficient Information	1
Other	2

Invoice

TO: KU HEA Program Invoice
FOR: Community Action Kentucky
DATE: 1/13/21
PERIOD: 12/01/20-12/31/20
AMOUNT: \$22,273.21

Breakdown:

Salaries/Fringe	\$1,823.33
IT R&M	\$3,382.32
Legal	\$0.00
CAA Admin	\$16,734.63
Other Expenses	\$332.93

<u>Total</u>	<u>\$22,273.21</u>
--------------	--------------------

Community Action Kentucky
 KU HEA Program Invoice
 for Fiscal Year 2020-2021
 For the period ending 12/31/20

Utility Program Funding

	Budget	Dec	YTD	Remaining
# of Slots	2972	0	0	2972
\$ per Slot	\$25.00	\$25.00	\$25.00	\$25.00
Max Slot Admin Maintenance Fee	\$74,300.00	\$0.00	\$0.00	\$74,300.00
Max Additional Admin	\$68,120.09	\$16,734.63	\$23,216.47	\$44,903.62

	Budget	Dec	YTD	Variance
Revenues	\$ 203,457.28	\$ 22,273.21	\$ 42,412.97	\$ 161,044.31
Expenses				
Salaries/Benefits	24,478.41	1,823.33	4,174.09	20,304.32
IT R&M	25,226.18	3,382.32	6,016.30	19,209.88
Legal	5,213.00	-	8,367.85	(3,154.85)
CAA Admin	142,420.09	16,734.63	23,216.47	119,203.62
Other Expenses	6,119.60	332.93	638.26	5,481.34
Expenses	\$ 203,457.28	\$ 22,273.21	\$ 42,412.97	\$ 161,044.31
Project Balance:	-	-	-	-

CAK Admin Exp	\$ 61,037.19	\$ 5,538.58	\$ 19,196.50	\$ 55,498.61
---------------	--------------	-------------	--------------	--------------

Utility Assistance Report - Slots

KU HEA

FFY 21 (10/1/2020-9/30/2021)

December Only



Summary

Apps (Dec.)

Program Participants

0

Program Applicants

1,730

Denied Applicants

70

	Electric			
Agency	County	Allocated	Used (Dec.)	Unused
Audubon Area Community Services	Daviess	1	0	1
	Henderson	16	0	16
	McLean	13	0	13
	Ohio	26	0	26
	Union	29	0	29
	Webster	14	0	14
	Total	99	0	99
Bell-Whitley	Bell	72	0	72
	Whitley	20	0	20
	Total	92	0	92
Blue Grass Community Action Partnership	Anderson	40	0	40
	Boyle	64	0	64
	Franklin	18	0	18
	Garrard	23	0	23
	Jessamine	29	0	29
	Lincoln	22	0	22
	Mercer	45	0	45
	Scott	131	0	131
	Woodford	72	0	72
	Total	444	0	444
Central Kentucky Community Action Council, Inc.	Grayson	18	0	18
	Hardin	121	0	121
	Larue	18	0	18
	Marion	23	0	23
	Nelson	19	0	19

34 of 159

	Washington	11	0	11
	Total	210	0	210
Community Action Council for Lexington-Fayette, Bourbon, Harrison and Nicholas Counties, Inc	Bourbon	31	0	31
	Fayette	901	0	901
	Harrison	22	0	22
	Nicholas	10	0	10
	Total	964	0	964
Community Action of Southern Kentucky	Barren	7	0	7
	Edmonson	1	0	1
	Hart	19	0	19
	Total	27	0	27
Daniel Boone Community Action Agency	Clay	10	0	10
	Laurel	61	0	61
	Rockcastle	16	0	16
	Total	87	0	87
Foothills	Clark	82	0	82
	Estill	16	0	16
	Madison	143	0	143
	Total	241	0	241
Gateway Community Action	Bath	13	0	13
	Montgomery	50	0	50
	Rowan	29	0	29
	Total	92	0	92
Harlan Co. CAA	Harlan	71	0	71
	Total	71	0	71
KCEOC	Knox	18	0	18
	Total	18	0	18
Lake Cumberland	Adair	14	0	14
	Casey	9	0	9
	Green	7	0	7
	McCreary	9	0	9
	Pulaski	56	0	56
	Russell	15	0	15
	Taylor	24	0	24
	Total	134	0	134

Licking Valley	Bracken	14	0	14
	Fleming	11	0	11
	Mason	37	0	37
	Robertson	2	0	2
	Total	64	0	64
Middle KY	Lee	4	0	4
	Total	4	0	4
Multi-Purpose CAA	Bullitt	4	0	4
	Shelby	81	0	81
	Spencer	12	0	12
	Total	97	0	97
NKCAC	Campbell	3	0	3
	Carroll	20	0	20
	Gallatin	8	0	8
	Grant	1	0	1
	Owen	11	0	11
	Pendleton	5	0	5
	Total	48	0	48
Pennyrile	Caldwell	7	0	7
	Christian	5	0	5
	Crittenden	14	0	14
	Hopkins	66	0	66
	Livingston	3	0	3
	Lyon	14	0	14
	Muhlenberg	75	0	75
	Total	184	0	184
Tri County	Henry	23	0	23
	Oldham	40	0	40
	Trimble	8	0	8
	Total	71	0	71
West Kentucky Allied Services, Inc.	Ballard	12	0	12
	Carlisle	1	0	1
	Fulton	1	0	1
	Graves	1	0	1
	Hickman	5	0	5
	McCracken	5	0	5
	Total	25	0	25

Grand Total		2972	0	2972				
Agency	Benefit Type	County	Available	On Waitlist (Dec.)	Approved (Dec.)	Withdrawn (Dec.)	Rejected (Dec.)	Removed (Dec.)
Audubon Area Community Services	All-Electric	Daviess	1					
		Henderson	16	0	40	0	0	0
		McLean	13	0	10	0	0	0
		Ohio	26	0	180	0	0	0
		Union	29	0	350	0	0	0
		Webster	14	0	00	0	0	0
		Total	99	0	580	0	0	0
Bell-Whitley	All-Electric	Bell	72	0	600	0	0	0
		Whitley	20	0	180	0	0	0
		Total	92	0	780	0	0	0
Blue Grass Community Action Partnership	All-Electric	Anderson	40	0	50	0	0	0
		Boyle	64	0	410	0	0	0
		Franklin	18	0	120	0	0	0
		Garrard	23	0	60	0	0	0
		Jessamine	29	0	90	0	0	0
		Lincoln	22	0	100	0	0	0
		Mercer	45	0	260	0	0	0
		Scott	131	0	500	0	0	0
		Woodford	72	0	150	0	0	0
		Total	444	0	1740	0	0	0
Central Kentucky Community Action Council, Inc.	All-Electric	Grayson	18	0	100	0	0	0
		Hardin	121	0	70	0	0	0
		Larue	18	0	20	0	0	0
		Marion	23	0	10	0	0	0
		Nelson	19	0	20	0	0	0
		Washington	11	0	100	0	0	0
		Total	210	0	320	0	0	0
Community Action Council for Lexington-Fayette, Bourbon, Harrison and Nicholas Counties, Inc	All-Electric	Bourbon	31	0	310	0	0	0
		Fayette	901	0	4110	0	0	0
		Harrison	22	0	210	0	0	0
		Nicholas	10	0	80	0	0	0
		Total	964	0	4710	0	0	0
Community Action of	All-Electric	Barren	7	0	10	0	0	0
		Edmonson	1					

Southern Kentucky		Hart	19	0	80	0	0
		Total	27	0	90	0	0
Daniel Boone Community Action Agency	All-Electric	Clay	10	0	10	0	0
		Laurel	61	0	240	0	0
		Rockcastle	16	0	90	0	0
		Total	87	0	340	0	0
Foothills	All-Electric	Clark	82	0	800	0	0
		Estill	16	0	10	0	0
		Madison	143	0	1160	0	0
		Total	241	0	1970	0	0
Gateway Community Action	All-Electric	Bath	13	0	230	0	0
		Montgomery	50	0	170	0	0
		Rowan	29	0	50	0	0
		Total	92	0	450	0	0
Harlan Co. CAA	All-Electric	Harlan	71	0	940	0	0
		Total	71	0	940	0	0
KCEOC	All-Electric	Knox	18	0	10	0	0
		Total	18	0	10	0	0
Lake Cumberland	All-Electric	Adair	14	0	10	0	0
		Casey	9	0	190	0	0
		Green	7	0	30	0	0
		McCreary	9	0	200	0	0
		Pulaski	56	0	660	0	0
		Russell	15	0	310	0	0
		Taylor	24	0	150	0	0
		Total	134	0	1550	0	0
Licking Valley	All-Electric	Bracken	14	0	10	0	0
		Fleming	11	0	70	0	0
		Mason	37	0	00	0	0
		Robertson	2	0	00	0	0
		Total	64	0	80	0	0
Middle KY	All-Electric	Lee	4	0	00	0	0
		Total	4	0	00	0	0
Multi-Purpose CAA	All-Electric	Bullitt	4	0	40	0	0
		Shelby	81	0	160	0	0
		Spencer	12	0	30	0	0
		Total	97	0	230	0	0
NKCAC	All-Electric	Campbell	3				

		Carroll	20	0	45	0	0	0
		Gallatin	8	0	1	0	0	0
		Grant	1	0	1	0	0	0
		Owen	11	0	4	0	0	0
		Pendleton	5	0	4	0	0	0
		Total	48	0	55	0	0	0
Pennyrile	All-Electric	Caldwell	7	0	1	0	0	0
		Christian	5	0	16	0	0	0
		Crittenden	14	0	8	0	0	0
		Hopkins	66	0	63	0	0	0
		Livingston	3	0	0	0	0	0
		Lyon	14	0	6	0	0	0
		Muhlenberg	75	0	0	0	0	0
		Total	184	0	94	0	0	0
Tri County	All-Electric	Henry	23	0	3	0	0	0
		Oldham	40	0	18	0	0	0
		Trimble	8	0	4	0	0	0
		Total	71	0	25	0	0	0
West Kentucky Allied Services, Inc.	All-Electric	Ballard	12	0	51	0	0	0
		Carlisle	1					
		Fulton	1					
		Graves	1					
		Hickman	5	0	55	0	0	0
		McCracken	5	0	1	0	0	0
		Total	25	0	107	0	0	0
Grand Total			2972	0	1660	0	0	

Agency	Benefit Type	County	Enrolled (Dec.)	On Waitlist (Dec.)	Approved (Dec.)	Withdrawn (Dec.)	Rejected (Dec.)	Removed (Dec.)
NKCAC	All-Electric	Kenton	0	0	0	0	0	0
		Total	0	0	0	0	0	0
Grand Total			0	0	0	0	0	0

Denial Reason	# Apps (Dec.)
Exceeds Maximum Allowable Income	2
Exceeds Maximum Number of Applications	61
Expired Date	7
Insufficient Information	0
Other	0

Invoice

TO: KU HEA Program Invoice
FOR: Community Action Kentucky
DATE: 2/10/21
PERIOD: 1/01/21-1/31/21
AMOUNT: \$102,251.99

Breakdown:

Salaries/Fringe	\$3,065.99
IT R&M	\$3,868.94
Legal	\$0.00
CAA Admin	\$94,770.73
Other Expenses	\$546.33
Total	\$102,251.99

Community Action Kentucky
 KU HEA Program Invoice
 for Fiscal Year 2020-2021
 For the period ending 1/31/21

Utility Program Funding

	Budget	Jan	YTD	Remaining
# of Slots	3670	3593	3593	77
\$ per Slot	\$25.00	\$25.00	\$25.00	\$25.00
Max Slot Admin Maintenance Fee	\$91,750.00	\$89,825.00	\$89,825.00	\$1,925.00
Max Additional Admin	\$68,120.09	\$4,945.73	\$28,162.20	\$39,957.89

	Budget	Jan	YTD	Variance
Revenues	\$ 203,457.28	\$ 102,251.99	\$ 144,664.96	\$ 58,792.32
Expenses				
Salaries/Benefits	24,478.41	3,065.99	7,240.08	17,238.33
IT R&M	25,226.18	3,868.94	9,885.24	15,340.94
Legal	5,213.00	-	8,367.85	(3,154.85)
CAA Admin	142,420.09	\$94,770.73	\$117,987.20	24,432.89
Other Expenses	6,119.60	546.33	1,184.59	4,935.01
Expenses	\$ 203,457.28	\$ 102,251.99	\$ 144,664.96	\$ 58,792.32

Project Balance:	-	-	-	-
------------------	---	---	---	---

CAK Admin Exp	\$ 61,037.19	\$ 7,481.26	\$ 26,677.76	\$ 53,555.93
---------------	--------------	-------------	--------------	--------------

Utility Assistance Report - Slots

KU HEA

FFY 21 (10/1/2020-9/30/2021)

January 2021 Only



Summary

Apps
(Jan.)

Program Participants

3,602

Program Applicants

4,005

Denied Applicants

201

		All-Electric		
Agency	County	Allocated	Used (Jan.)	Unused
Audubon Area Community Services	Henderson	22	22	0
	McLean	17	17	0
	Ohio	31	31	0
	Union	36	36	0
	Webster	17	17	0
	Total	123	123	0
Bell-Whitley	Bell	89	89	0
	Whitley	24	24	0
	Total	113	113	0
Blue Grass Community Action Partnership	Anderson	51	50	1
	Boyle	107	105	2
	Franklin	22	19	3
	Garrard	28	27	1
	Jessamine	33	25	7
	Lincoln	41	41	1
	Mercer	104	104	0
	Scott	102	100	3
	Woodford	59	56	2
	Total	547	527	20
Central Kentucky Community Action Council, Inc.	Grayson	56	56	0
	Hardin	81	80	1
	Larue	55	55	0
	Marion	34	34	0
	Nelson	19	19	0

42 of 159

	Washington	15	15	0
	Total	260	259	1
Community Action Council for Lexington-Fayette, Bourbon, Harrison and Nicholas Counties, Inc	Bourbon	38	38	0
	Fayette	1113	1111	2
	Harrison	27	27	0
	Nicholas	12	12	0
	Total	1190	1188	2
Community Action of Southern Kentucky	Barren	4	4	0
	Hart	30	30	0
	Total	34	34	0
Daniel Boone Community Action Agency	Clay	11	11	0
	Laurel	81	81	0
	Rockcastle	16	16	0
	Total	108	108	0
Foothills	Clark	104	102	2
	Estill	30	30	0
	Madison	165	165	0
	Total	299	297	2
Gateway Community Action	Bath	29	29	0
	Montgomery	45	45	0
	Rowan	40	40	0
	Total	114	114	0
Harlan Co. CAA	Harlan	88	88	0
	Total	88	88	0
KCEOC	Knox	22	20	2
	Total	22	20	2
Lake Cumberland	Adair	17	17	0
	Casey	11	11	0
	Green	9	9	0
	McCreary	11	11	0
	Pulaski	69	69	0
	Russell	18	18	25
	Taylor	29	29	25
	Total	164	164	50
Licking Valley	Bracken	18	13	0

	Fleming	14	8	0
	Mason	42	3	0
	Robertson	6	6	0
	Total	80	30	0
Middle KY	Lee	4	4	0
	Total	4	4	0
Multi-Purpose CAA	Bullitt	7	7	0
	Shelby	102	102	0
	Spencer	10	10	0
	Total	119	119	0
NKCAC	Carroll	28	28	0
	Gallatin	10	10	0
	Grant	1	1	0
	Owen	13	13	0
	Pendleton	7	7	0
	Total	59	59	0
Pennyrile	Caldwell	10	10	0
	Christian	10	10	0
	Crittenden	18	18	0
	Hopkins	71	71	0
	Livingston	8	8	0
	Lyon	20	20	0
	Muhlenberg	90	90	0
	Total	227	227	0
Tri County	Henry	29	29	0
	Oldham	50	50	0
	Trimble	10	10	0
	Total	89	89	0
West Kentucky Allied Services, Inc.	Ballard	17	17	0
	Hickman	8	8	0
	McCracken	5	5	0
	Total	30	30	0
Grand Total		3670	3593	77

Agency	Benefit Type	County	Available	On Waitlist (Jan.)	Approved (Jan.)	Withdrawn (Jan.)	Rejected (Jan.)	Removed (Jan.)
Audubon Area Community	All-Electric	Henderson	0	0	0	0	4	0
		McLean	0	2	0	0	0	0

Services		Ohio	0	0	0	0 4	0
		Union	0	0	0	0 7	0
		Webster	0	0	0	0 0	0
		Total	0	2	0	0 15	0
Bell-Whitley	All-Electric	Bell	0	0	0	0 4	0
		Whitley	0	9	0	0 2	0
		Total	0	9	0	0 6	0
Blue Grass Community Action Partnership	All-Electric	Anderson	1	0	1	0 2	0
		Boyle	2	0	1	0 4	1
		Franklin	3	0	7	0 1	0
		Garrard	1	0	0	0 0	0
		Jessamine	7	0	0	0 0	0
		Lincoln	1	0	0	0 1	0
		Mercer	0	0	1	0 3	0
		Scott	3	0	2	0 2	2
		Woodford	2	0	0	0 3	0
		Total	20	0	12	0 16	3
Central Kentucky Community Action Council, Inc.	All-Electric	Grayson	0	0	2	0 2	0
		Hardin	1	5	5	0 2	0
		Larue	0	0	0	0 2	0
		Marion	0	0	0	0 2	0
		Nelson	0	0	0	0 1	0
		Washington	0	0	0	0 0	0
		Total	1	5	7	0 9	0
Community Action Council for Lexington-Fayette, Bourbon, Harrison and Nicholas Counties, Inc	All-Electric	Bourbon	0	4	0	0 3	0
		Fayette	2	11	13	1 59	2
		Harrison	0	2	0	0 2	0
		Nicholas	0	2	0	0 1	0
		Total	2	19	13	1 65	2
Community Action of Southern Kentucky	All-Electric	Barren	0	0	0	0 0	0
		Hart	0	1	0	0 4	0
		Total	0	1	0	0 4	0
Daniel Boone Community Action Agency	All-Electric	Clay	0	3	0	0 0	0
		Laurel	0	2	1	0 3	0
		Rockcastle	0	0	0	0 0	0
		Total	0	5	1	0 3	0
Foothills	All-Electric	Clark	2	5	3	0 0	2

		Estill	0	3	0	0	2	0
		Madison	0	0	0	0	11	0
		Total	2	8	3	0	13	2
Gateway Community Action	All-Electric	Bath	0	0	0	0	1	0
		Montgomery	0	0	0	0	0	0
		Rowan	0	0	0	0	0	0
		Total	0	0	0	0	1	0
Harlan Co. CAA	All-Electric	Harlan	0	6	0	0	8	0
		Total	0	6	0	0	8	0
KCEOC	All-Electric	Knox	2	0	0	0	3	0
		Total	2	0	0	0	3	0
Lake Cumberland	All-Electric	Adair	0	0	0	0	1	0
		Casey	0	1	0	0	2	0
		Green	0	0	0	0	1	0
		McCreary	0	0	0	0	0	0
		Pulaski	0	0	0	0	2	0
		Russell	25	4	0	0	0	0
		Taylor	25	50	0	0	0	0
		Total	50	55	0	0	6	0
Licking Valley	All-Electric	Bracken	0	0	0	0	0	0
		Fleming	0	0	0	0	0	0
		Mason	0	0	0	0	0	0
		Robertson	0	0	0	0	1	0
		Total	0	0	0	0	1	0
Middle KY	All-Electric	Lee	0	0	0	0	0	0
		Total	0	0	0	0	0	0
Multi-Purpose CAA	All-Electric	Bullitt	0	0	0	0	0	0
		Shelby	0	2	1	0	1	0
		Spencer	0	0	0	0	1	0
		Total	0	2	1	0	2	0
NKCAC	All-Electric	Carroll	0	0	0	0	3	0
		Gallatin	0	0	0	0	0	0
		Grant	0	0	0	0	1	0
		Owen	0	0	0	0	1	0
		Pendleton	0	0	0	0	1	0
		Total	0	0	0	0	6	0
Pennyrile	All-Electric	Caldwell	0	0	0	0	0	0
		Christian	0	0	0	0	2	0

		Crittenden	0	0	0	0	0
		Hopkins	0	0	0	0	7
		Livingston	0	0	0	0	1
		Lyon	0	0	0	0	0
		Muhlenberg	0	0	0	0	5
		Total	0	0	0	0	15
		Tri County	All-Electric	Henry	0	0	0
		Oldham	0	1	0	0	5
		Trimble	0	0	0	0	1
		Total	0	1	0	0	6
West Kentucky Allied Services, Inc.	All-Electric	Ballard	0	19	0	0	2
		Hickman	0	32	0	0	1
		McCracken	0	0	0	0	2
		Total	0	51	0	0	5
Grand Total			77	164	37	1	184

Agency	Benefit Type	County	Enrolled (Jan.)	On Waitlist (Jan.)	Approved (Jan.)	Withdrawn (Jan.)	Rejected (Jan.)	Removed (Jan.)
Central Kentucky Community Action Council, Inc.	All-Electric	Meade	0	0	1	0	0	0
		Total	0	0	1	0	0	0
Grand Total			0	0	1	0	0	0

Denial Reason	# Apps (Jan.)
Exceeds Maximum Allowable Income	0
Exceeds Maximum Number of Applications	15
Expired Date	2
Insufficient Information	0
Other	0
System Message: The request was rejected by the vendor because of the following reason: Error: Account class in CCS	7
System Message: The request was rejected by the vendor because of the following reason: Error: Account has no ACTIVE	2
System Message: The request was rejected by the vendor because of the following reason: Error: Account is a FINAL ACCOUNT	110
System Message: The request was rejected by the vendor because of the following reason: Error: Account is not an LGE account	1

System Message: The request was rejected by the vendor because of the following reason: Error: Electric service is disconnected	19
System Message: The request was rejected by the vendor because of the following reason: Input Error: Account number is NOT VALID	45

Invoice

TO: KU HEA Program Invoice
FOR: Community Action Kentucky
DATE: 3/11/21
PERIOD: 2/01/21-2/28/21
AMOUNT: \$10,304.92

Breakdown:

Salaries/Fringe	\$1,727.27
IT R&M	\$1,202.85
Legal	\$327.50
CAA Admin	\$6,646.43
Other Expenses	\$400.87

<u>Total</u>	<u>\$10,304.92</u>
--------------	--------------------

Community Action Kentucky
 KU HEA Program Invoice
 for Fiscal Year 2020-2021
 For the period ending 2/28/21

Utility Program Funding

	Budget	Feb	YTD	Remaining
# of Slots	3670	75	3668	2
\$ per Slot	\$25.00	\$25.00	\$25.00	\$25.00
Max Slot Admin Maintenance Fee	\$91,750.00	\$1,875.00	\$91,700.00	\$50.00
Max Additional Admin	\$68,120.08	\$4,771.43	\$32,933.63	\$35,186.45

	Budget	Feb	YTD	Variance
Revenues	\$ 203,457.28	\$ 10,304.92	\$ 154,969.88	\$ 48,487.40

Expenses				
Salaries/Benefits	24,478.41	1,727.27	8,967.35	15,511.06
IT R&M	25,226.18	1,202.85	11,088.09	14,138.09
Legal	5,213.00	327.50	8,695.35	(3,482.35)
CAA Admin	142,420.09	\$6,646.43	\$124,633.63	17,786.46
Other Expenses	6,119.60	400.87	1,585.46	4,534.14
Expenses	\$ 203,457.28	\$ 10,304.92	\$ 154,969.88	\$ 48,487.40

Project Balance:	-	-	-	-
------------------	---	---	---	---

CAK Admin Exp	\$ 61,037.19	\$ 3,658.49	\$ 30,336.25	\$ 57,378.70
---------------	--------------	-------------	--------------	--------------

Utility Assistance Report - Slots

KU HEA

FFY 21 (10/1/2020-9/30/2021)

February 2021 Only



Summary

Apps (Feb.)

Program Participants

139

Program Applicants

580

Denied Applicants

41

Agency	County	All-Electric		
		Allocated	Used (Feb.)	Unused
Audubon Area Community Services	Henderson	22	0	0
	McLean	17	0	0
	Ohio	31	0	0
	Union	36	0	0
	Webster	17	0	0
	Total	123	0	0
Bell-Whitley	Bell	89	0	0
	Whitley	24	0	0
	Total	113	0	0
Blue Grass Community Action Partnership	Anderson	51	1	0
	Boyle	107	3	0
	Franklin	22	3	0
	Garrard	27	1	0
	Jessamine	32	7	0
	Lincoln	42	1	0
	Mercer	105	1	0
	Scott	103	3	0
	Woodford	58	3	0
	Total	547	23	0
Central Kentucky Community Action Council, Inc.	Grayson	56	0	0
	Hardin	81	1	0
	Larue	55	0	0
	Marion	34	0	0
	Nelson	19	0	0

51 of 159

	Washington	15	0	0
	Total	260	1	0
Community Action Council for Lexington-Fayette, Bourbon, Harrison and Nicholas Counties, Inc	Bourbon	38	1	0
	Fayette	1113	16	0
	Harrison	27	2	0
	Nicholas	12	0	0
	Total	1190	19	0
Community Action of Southern Kentucky	Barren	4	0	0
	Hart	30	0	0
	Total	34	0	0
Daniel Boone Community Action Agency	Clay	11	0	0
	Laurel	81	1	0
	Rockcastle	16	0	0
	Total	108	1	0
Foothills	Clark	104	2	0
	Estill	30	0	0
	Madison	165	1	0
	Total	299	3	0
Gateway Community Action	Bath	29	1	0
	Montgomery	45	0	0
	Rowan	40	2	0
	Total	114	3	0
Harlan Co. CAA	Harlan	88	1	0
	Total	88	1	0
KCEOC	Knox	22	2	1
	Total	22	2	1
Lake Cumberland	Adair	17	0	0
	Casey	11	0	0
	Green	9	0	0
	McCreary	11	0	0
	Pulaski	69	0	0
	Russell	43	25	0
	Taylor	54	25	0
	Total	214	50	0

Licking Valley	Bracken	14	0	1
	Fleming	8	0	0
	Mason	3	0	0
	Robertson	5	0	0
	Total	30	0	1
Middle KY	Lee	4	0	0
	Total	4	0	0
Multi-Purpose CAA	Bullitt	7	0	0
	Shelby	102	0	0
	Spencer	10	0	0
	Total	119	0	0
NKCAC	Carroll	28	0	0
	Gallatin	10	0	0
	Grant	1	0	0
	Owen	13	0	0
	Pendleton	7	1	0
	Total	59	1	0
Pennyrile	Caldwell	10	0	0
	Christian	10	0	0
	Crittenden	18	0	0
	Hopkins	71	1	0
	Livingston	8	0	0
	Lyon	20	0	0
	Muhlenberg	90	0	0
	Total	227	1	0
Tri County	Henry	29	0	0
	Oldham	50	1	0
	Trimble	10	0	0
	Total	89	1	0
West Kentucky Allied Services, Inc.	Ballard	17	0	0
	Hickman	8	0	0
	McCracken	5	0	0
	Total	30	0	0
Grand Total		3670	106	2

Agency	Benefit Type	County	Available	On Waitlist (Feb.)	Approved (Feb.)	Withdrawn (Feb.)	Rejected (Feb.)	Removed (Feb.)
--------	--------------	--------	-----------	--------------------	-----------------	------------------	-----------------	----------------

Audubon Area Community Services	All-Electric	Henderson	0	0	0	00	0
		McLean	0	0	0	00	0
		Ohio	0	0	0	00	0
		Union	0	0	0	00	0
		Webster	0	0	0	00	0
		Total	0	0	0	00	0
Bell-Whitley	All-Electric	Bell	0	11	0	00	0
		Whitley	0	2	0	00	0
		Total	0	13	0	00	0
Blue Grass Community Action Partnership	All-Electric	Anderson	0	0	0	00	0
		Boyle	0	8	0	00	1
		Franklin	0	1	0	00	0
		Garrard	0	0	0	01	1
		Jessamine	0	3	0	00	0
		Lincoln	0	5	0	00	0
		Mercer	0	8	1	00	0
		Scott	0	3	0	00	0
		Woodford	0	4	0	00	1
		Total	0	32	1	01	3
Central Kentucky Community Action Council, Inc.	All-Electric	Grayson	0	4	0	00	0
		Hardin	0	26	0	00	0
		Larue	0	1	0	00	0
		Marion	0	3	0	00	0
		Nelson	0	3	0	00	0
		Washington	0	0	0	00	0
		Total	0	37	0	00	0
Community Action Council for Lexington-Fayette, Bourbon, Harrison and Nicholas Counties, Inc	All-Electric	Bourbon	0	6	1	00	1
		Fayette	0	163	14	01	16
		Harrison	0	0	0	00	2
		Nicholas	0	0	0	00	0
		Total	0	169	15	01	19
Community Action of Southern Kentucky	All-Electric	Barren	0	0	0	00	0
		Hart	0	1	0	00	0
		Total	0	1	0	00	0
Daniel Boone Community Action	All-Electric	Clay	0	1	0	00	0
		Laurel	0	63	8	00	1

Agency		Rockcastle	0	0	0	00	0
		Total	0	64	8	00	1
Foothills	All-Electric	Clark	0	18	1	00	0
		Estill	0	2	0	00	0
		Madison	0	0	0	00	1
		Total	0	20	1	00	1
Gateway Community Action	All-Electric	Bath	0	0	0	01	1
		Montgomery	0	1	0	00	0
		Rowan	0	0	0	00	2
		Total	0	1	0	01	3
Harlan Co. CAA	All-Electric	Harlan	0	1	0	00	1
		Total	0	1	0	00	1
KCEOC	All-Electric	Knox	1	0	0	00	1
		Total	1	0	0	00	1
Lake Cumberland	All-Electric	Adair	0	0	0	00	0
		Casey	0	0	0	00	0
		Green	0	1	0	00	0
		McCreary	0	0	0	00	0
		Pulaski	0	1	0	00	0
		Russell	0	0	0	01	0
		Taylor	0	0	0	03	0
		Total	0	2	0	04	0
Licking Valley	All-Electric	Bracken	1	0	0	01	0
		Fleming	0	0	0	00	0
		Mason	0	0	0	00	0
		Robertson	0	0	0	00	1
		Total	1	0	0	01	1
Middle KY	All-Electric	Lee	0	0	0	00	0
		Total	0	0	0	00	0
Multi-Purpose CAA	All-Electric	Bullitt	0	0	0	00	0
		Shelby	0	10	0	00	0
		Spencer	0	0	1	00	0
		Total	0	10	1	00	0
NKCAC	All-Electric	Carroll	0	0	0	00	0
		Gallatin	0	0	0	00	0
		Grant	0	0	0	00	0
		Owen	0	1	0	00	0

		Pendleton	0	0	0	00	1
		Total	0	1	0	00	1
Pennyrile	All-Electric	Caldwell	0	0	0	00	0
		Christian	0	0	0	00	0
		Crittenden	0	0	0	00	0
		Hopkins	0	0	0	00	1
		Livingston	0	0	0	00	0
		Lyon	0	0	0	00	0
		Muhlenberg	0	0	0	00	0
		Total	0	0	0	00	1
Tri County	All-Electric	Henry	0	0	0	00	0
		Oldham	0	0	0	00	1
		Trimble	0	0	0	00	0
		Total	0	0	0	00	1
West Kentucky Allied Services, Inc.	All-Electric	Ballard	0	20	0	00	0
		Hickman	0	3	0	00	0
		McCracken	0	0	0	00	0
		Total	0	23	0	00	0
Grand Total			2	374	26	08	33

Denial Reason	# Apps (Feb.)
Exceeds Maximum Allowable Income	2
Exceeds Maximum Number of Applications	26
Expired Date	5
System Message: The request was rejected by the vendor because of the following reason: Error: Account class in CCS not RESIDENTIAL	2
System Message: The request was rejected by the vendor because of the following reason: Error: Account is a FINAL ACCOUNT	6

Invoice

TO: KU HEA Program Invoice
FOR: Community Action Kentucky
DATE: 4/12/21
PERIOD: 3/01/21-3/31/21
AMOUNT: \$8,820.91

Breakdown:

Salaries/Fringe	\$2,393.04
IT R&M	\$2,905.30
Legal	\$0.00
CAA Admin	\$3,126.86
Other Expenses	\$395.71

Total	\$8,820.91
-------	------------

Community Action Kentucky
 KU HEA Program Invoice
 for Fiscal Year 2020-2021
 For the period ending 3/31/21

Utility Program Funding

	Budget	March	YTD	Remaining
# of Slots	3670	0	3668	2
\$ per Slot	\$25.00	\$25.00	\$25.00	\$25.00
Max Slot Admin Maintenance Fee	\$91,750.00	\$0.00	\$91,700.00	\$50.00
Max Additional Admin	\$68,120.08	\$3,126.86	\$36,060.49	\$32,059.59

	Budget	March	YTD	Variance
Revenues	\$ 203,457.28	\$ 8,820.91	\$ 163,790.79	\$ 39,666.49
Expenses				
Salaries/Benefits	24,478.41	2,393.04	11,360.39	13,118.02
IT R&M	25,226.18	2,905.30	13,993.39	11,232.79
Legal	5,213.00	-	8,695.35	(3,482.35)
CAA Admin	142,420.09	\$3,126.86	\$127,760.49	14,659.60
Other Expenses	6,119.60	395.71	1,981.17	4,138.43
Expenses	\$ 203,457.28	\$ 8,820.91	\$ 163,790.79	\$ 39,666.49

Project Balance:	-	-	-	-
------------------	---	---	---	---

CAK Admin Exp	\$ 61,037.19	\$ 5,694.05	\$ 36,030.30	\$ 55,343.14
---------------	--------------	-------------	--------------	--------------

Utility Assistance Report - Slots

KU HEA

FFY 21 (10/1/2020-9/30/2021)

March 2021 Only



Summary

Apps (Mar.)

Program Participants

37

Program Applicants

557

Denied Applicants

42

		All-Electric		
Agency	County	Allocated	Used (Mar.)	Unused
Audubon Area Community Services	Henderson	22	0	0
	McLean	17	0	0
	Ohio	31	0	0
	Union	36	0	0
	Webster	17	0	0
	Total	123	0	0
Bell-Whitley	Bell	89	0	0
	Whitley	24	0	0
	Total	113	0	0
Blue Grass Community Action Partnership	Anderson	50	0	0
	Boyle	105	0	0
	Franklin	22	0	0
	Garrard	27	0	0
	Jessamine	32	0	0
	Lincoln	42	0	0
	Mercer	103	0	0
	Scott	101	0	0
	Woodford	57	0	0
	Total	539	0	0
Central Kentucky Community Action Council, Inc.	Grayson	56	0	0
	Hardin	81	0	0
	Larue	54	0	0
	Marion	34	0	0
	Nelson	19	0	0

59 of 159

	Washington	15	0	0
	Total	259	0	0
Community Action Council for Lexington-Fayette, Bourbon, Harrison and Nicholas Counties, Inc	Bourbon	37	0	0
	Fayette	1093	0	0
	Harrison	27	0	0
	Nicholas	12	0	0
	Total	1169	0	0
Community Action of Southern Kentucky	Barren	4	0	0
	Hart	30	0	0
	Total	34	0	0
Daniel Boone Community Action Agency	Clay	11	0	0
	Laurel	81	0	0
	Rockcastle	16	0	0
	Total	108	0	0
Foothills	Clark	102	0	0
	Estill	29	0	0
	Madison	161	0	0
	Total	292	0	0
Gateway Community Action	Bath	29	0	0
	Montgomery	45	0	0
	Rowan	40	0	0
	Total	114	0	0
Harlan Co. CAA	Harlan	87	0	0
	Total	87	0	0
KCEOC	Knox	21	0	0
	Total	21	0	0
Lake Cumberland	Adair	17	0	0
	Casey	11	0	0
	Green	9	0	0
	McCreary	11	0	0
	Pulaski	69	0	0
	Russell	41	0	0
	Taylor	53	0	0
	Total	211	0	0
Licking Valley	Bracken	13	0	0

	Fleming	8 0	0
	Mason	3 0	0
	Robertson	5 0	0
	Total	29 0	0
Middle KY	Lee	4 0	0
	Total	4 0	0
Multi-Purpose CAA	Bullitt	7 0	0
	Shelby	101 0	0
	Spencer	10 0	0
	Total	118 0	0
NKCAC	Carroll	28 0	0
	Gallatin	10 0	0
	Grant	1 0	0
	Owen	13 0	0
	Pendleton	6 0	0
	Total	58 0	0
Pennyrile	Caldwell	10 0	0
	Christian	10 0	0
	Crittenden	16 0	0
	Hopkins	71 0	0
	Livingston	8 0	0
	Lyon	19 0	0
	Muhlenberg	90 0	0
	Total	224 0	0
Tri County	Henry	29 0	0
	Oldham	49 0	0
	Trimble	10 0	0
	Total	88 0	0
West Kentucky	Ballard	16 0	0
Allied Services, Inc.	Hickman	8 0	0
	McCracken	5 0	0
	Total	29 0	0
Grand Total		3620 0	0

Agency	Benefit Type	County	Available	On Waitlist (Mar.)	Approved (Mar.)	Withdrawn (Mar.)	Rejected (Mar.)	Removed (Mar.)
Audubon Area Community	All-Electric	Henderson	0	0	0	0	0	0
		McLean	0	3	3	0	0	0

Services		Ohio	0	0	0	0	0
		Union	0	0	0	0	0
		Webster	0	1	0	0	0
		Total	0	4	3	0	0
Bell-Whitley	All-Electric	Bell	0	7	3	0	0
		Whitley	0	1	0	0	0
		Total	0	8	3	0	0
Blue Grass Community Action Partnership	All-Electric	Anderson	0	0	0	0	1
		Boyle	0	6	0	0	2
		Franklin	0	2	0	0	0
		Garrard	0	1	2	0	0
		Jessamine	0	4	1	0	0
		Lincoln	0	3	1	0	0
		Mercer	0	7	0	0	1
		Scott	0	2	1	0	1
		Woodford	0	4	2	0	1
		Total	0	29	7	0	6
Central Kentucky Community Action Council, Inc.	All-Electric	Grayson	0	2	0	0	0
		Hardin	0	8	3	0	0
		Larue	0	1	0	0	1
		Marion	0	1	0	0	0
		Nelson	0	0	0	0	0
		Washington	0	0	0	0	0
		Total	0	12	3	0	1
Community Action Council for Lexington-Fayette, Bourbon, Harrison and Nicholas Counties, Inc	All-Electric	Bourbon	0	2	0	0	1
		Fayette	0	101	13	1	11
		Harrison	0	5	2	0	0
		Nicholas	0	0	2	0	0
		Total	0	108	17	1	12
Community Action of Southern Kentucky	All-Electric	Barren	0	2	0	0	0
		Hart	0	0	0	0	0
		Total	0	2	0	0	0
Daniel Boone Community Action Agency	All-Electric	Clay	0	0	0	0	0
		Laurel	0	82	20	0	0
		Rockcastle	0	0	0	0	0
		Total	0	82	20	0	0
Foothills	All-Electric	Clark	0	31	7	0	2

		Estill	0	1	0	0	0	1
		Madison	0	1	0	0	0	4
		Total	0	33	7	0	0	7
Gateway Community Action	All-Electric	Bath	0	0	0	0	0	0
		Montgomery	0	1	1	0	0	0
		Rowan	0	0	0	0	0	0
		Total	0	1	1	0	0	0
Harlan Co. CAA	All-Electric	Harlan	0	0	0	0	0	1
		Total	0	0	0	0	0	1
KCEOC	All-Electric	Knox	0	5	1	0	0	0
		Total	0	5	1	0	0	0
Lake Cumberland	All-Electric	Adair	0	0	0	0	0	0
		Casey	0	0	0	0	0	0
		Green	0	0	0	0	0	0
		McCreary	0	0	0	0	0	0
		Pulaski	0	0	0	0	0	0
		Russell	0	2	1	1	0	1
		Taylor	0	0	0	0	0	1
		Total	0	2	1	1	0	2
Licking Valley	All-Electric	Bracken	0	0	1	0	0	0
		Fleming	0	0	0	0	0	0
		Mason	0	0	0	0	0	0
		Robertson	0	0	0	0	0	0
		Total	0	0	1	0	0	0
Middle KY	All-Electric	Lee	0	0	0	0	0	0
		Total	0	0	0	0	0	0
Multi-Purpose CAA	All-Electric	Bullitt	0	0	0	0	0	0
		Shelby	0	17	2	0	0	1
		Spencer	0	3	6	0	0	0
		Total	0	20	8	0	0	1
NKCAC	All-Electric	Carroll	0	0	0	0	0	0
		Gallatin	0	0	0	0	0	0
		Grant	0	0	0	0	0	0
		Owen	0	0	0	0	0	0
		Pendleton	0	0	0	0	0	1
		Total	0	0	0	0	0	1
Pennyrile	All-Electric	Caldwell	0	0	0	0	0	0
		Christian	0	0	0	0	0	0

		Crittenden	0	0	0	0	0	2
		Hopkins	0	1	0	0	0	0
		Livingston	0	1	27	0	0	0
		Lyon	0	0	0	0	0	0
		Muhlenberg	0	0	0	0	0	0
		Total	0	2	27	0	0	2
Tri County	All-Electric	Henry	0	0	0	0	0	0
		Oldham	0	0	0	0	0	1
		Trimble	0	1	0	0	0	0
		Total	0	1	0	0	0	1
West Kentucky Allied Services, Inc.	All-Electric	Ballard	0	20	7	0	0	1
		Hickman	0	33	5	0	0	0
		McCracken	0	5	0	0	0	0
		Total	0	58	12	0	0	1
Grand Total			0	367	111	2	0	35

Denial Reason	# Apps (Mar.)
Exceeds Maximum Number of Applications	12
Expired Date	29
Insufficient Information	1

Invoice

TO: KU HEA Program Invoice
FOR: Community Action Kentucky
DATE: 5/12/21
PERIOD: 4/01/21-4/30/21
AMOUNT: \$4,126.40

Breakdown:

Salaries/Fringe	\$1,033.69
IT R&M	\$1,606.14
Legal	\$0.00
CAA Admin	\$1,491.80
Other Expenses	-\$5.23

Total	\$4,126.40
--------------	-------------------

Community Action Kentucky
 KU HEA Program Invoice
 for Fiscal Year 2020-2021
 For the period ending 4/30/21

Utility Program Funding

	Budget	April	YTD	Remaining
# of Slots	3668	58	3726	-58
\$ per Slot	\$25.00	\$25.00	\$25.00	\$25.00
Max Slot Admin Maintenance Fee	\$91,700.00	\$1,450.00	\$93,150.00	-\$1,450.00
Max Additional Admin	\$68,120.08	\$41.80	\$36,102.29	\$32,017.79

	Budget	April	YTD	Variance
Revenues	\$ 203,457.28	\$ 4,126.40	\$ 167,917.19	\$ 35,540.09

Expenses				
Salaries/Benefits	24,478.41	1,033.69	12,394.08	12,084.33
IT R&M	25,226.18	1,606.14	15,599.53	9,626.65
Legal	5,213.00	-	8,695.35	(3,482.35)
CAA Admin	142,420.09	\$1,491.80	\$129,252.29	13,167.80
Other Expenses	6,119.60	(5.23)	1,975.94	4,143.66
Expenses	\$ 203,457.28	\$ 4,126.40	\$ 167,917.19	\$ 35,540.09

Project Balance:	-	-	-	-
------------------	---	---	---	---

CAK Admin Exp	\$ 61,037.19	\$ 2,634.60	\$ 38,664.90	\$ 58,402.59
---------------	--------------	-------------	--------------	--------------

Utility Assistance Report - Slots

KU HEA

FFY 21 (10/1/2020-9/30/2021)

April 2021 Only



Summary

Apps (Apr.)

Program Participants

62

Program Applicants

192

Denied Applicants

11

		All-Electric		
Agency	County	Allocated	Used (Apr.)	Unused
Audubon Area Community Services	Henderson	22	0	1
	McLean	18	1	0
	Ohio	30	0	0
	Union	36	1	0
	Webster	17	0	0
	Total	123	2	1
Bell-Whitley	Bell	89	0	0
	Whitley	24	1	0
	Total	113	1	0
Blue Grass Community Action Partnership	Anderson	50	0	0
	Boyle	105	2	0
	Franklin	22	1	0
	Garrard	27	0	0
	Jessamine	32	2	0
	Lincoln	42	0	0
	Mercer	103	2	0
	Scott	101	1	0
	Woodford	57	1	0
	Total	539	9	0
Central Kentucky Community Action Council, Inc.	Grayson	56	1	0
	Hardin	81	1	0
	Larue	54	3	1
	Marion	34	0	0
	Nelson	19	0	0

67 of 159

	Washington	15	0	0
	Total	259	5	1
Community Action Council for Lexington-Fayette, Bourbon, Harrison and Nicholas Counties, Inc	Bourbon	37	3	0
	Fayette	1093	17	0
	Harrison	27	1	0
	Nicholas	12	0	0
	Total	1169	21	0
Community Action of Southern Kentucky	Barren	4	0	0
	Hart	30	0	0
	Total	34	0	0
Daniel Boone Community Action Agency	Clay	11	0	0
	Laurel	81	2	0
	Rockcastle	16	0	0
	Total	108	2	0
Foothills	Clark	102	1	0
	Estill	29	0	0
	Madison	161	2	0
	Total	292	3	0
Gateway Community Action	Bath	29	1	0
	Montgomery	45	0	0
	Rowan	40	0	0
	Total	114	1	0
Harlan Co. CAA	Harlan	87	2	0
	Total	87	2	0
KCEOC	Knox	21	0	0
	Total	21	0	0
Lake Cumberland	Adair	17	0	0
	Casey	11	1	0
	Green	9	0	0
	McCreary	11	0	0
	Pulaski	69	1	0
	Russell	41	0	0
	Taylor	53	1	0
	Total	211	3	0
Licking Valley	Bracken	13	0	0

	Fleming	8	0	0
	Mason	3	0	0
	Robertson	5	0	0
	Total	29	0	0
Middle KY	Lee	4	0	0
	Total	4	0	0
Multi-Purpose CAA	Bullitt	7	0	0
	Shelby	101	1	0
	Spencer	10	0	0
	Total	118	1	0
NKCAC	Carroll	28	0	1
	Gallatin	10	0	0
	Grant	1	0	0
	Owen	13	0	0
	Pendleton	6	0	0
	Total	58	0	1
Pennyrile	Caldwell	10	0	0
	Christian	10	0	0
	Crittenden	16	0	0
	Hopkins	71	1	0
	Livingston	9	2	0
	Lyon	19	1	0
	Muhlenberg	89	1	1
	Total	224	5	1
Tri County	Henry	29	1	0
	Oldham	49	2	1
	Trimble	10	0	0
	Total	88	3	1
West Kentucky Allied Services, Inc.	Ballard	16	0	0
	Hickman	8	0	0
	McCracken	5	0	0
	Total	29	0	0
Grand Total		3620	58	5

Agency	Benefit Type	County	Available	On Waitlist (Apr.)	Approved (Apr.)	Withdrawn (Apr.)	Rejected (Apr.)	Removed (Apr.)
Audubon Area Community	All-Electric	Henderson	1	0	0	0	1	0
		McLean	0	1	0	0	0	0

Services		Ohio	0	0	0	0	0	0
		Union	0	0	0	0	0	0
		Webster	0	0	0	0	0	0
		Total	1	1	0	0	1	0
Bell-Whitley	All-Electric	Bell	0	2	0	0	0	0
		Whitley	0	0	0	0	0	0
		Total	0	2	0	0	0	0
Blue Grass Community Action Partnership	All-Electric	Anderson	0	0	0	0	0	0
		Boyle	0	0	0	0	0	0
		Franklin	0	2	0	0	0	0
		Garrard	0	1	0	0	0	0
		Jessamine	0	1	0	0	0	0
		Lincoln	0	3	0	0	0	0
		Mercer	0	3	0	0	0	0
		Scott	0	0	0	0	0	0
		Woodford	0	2	0	0	0	0
		Total	0	12	0	0	0	0
Central Kentucky Community Action Council, Inc.	All-Electric	Grayson	0	0	0	0	0	0
		Hardin	0	9	0	0	0	0
		Larue	1	0	0	0	1	0
		Marion	0	0	0	0	0	0
		Nelson	0	0	0	0	0	0
		Washington	0	0	0	0	0	0
		Total	1	9	0	0	1	0
Community Action Council for Lexington-Fayette, Bourbon, Harrison and Nicholas Counties, Inc	All-Electric	Bourbon	0	2	0	0	0	0
		Fayette	0	2	0	0	0	2
		Harrison	0	1	0	0	0	0
		Nicholas	0	0	0	0	0	0
		Total	0	5	0	0	0	2
Community Action of Southern Kentucky	All-Electric	Barren	0	4	0	0	0	0
		Hart	0	0	0	0	0	0
		Total	0	4	0	0	0	0
Daniel Boone Community Action Agency	All-Electric	Clay	0	0	0	0	0	0
		Laurel	0	37	0	0	0	0
		Rockcastle	0	1	0	0	0	0
		Total	0	38	0	0	0	0
Foothills	All-Electric	Clark	0	12	0	0	0	0

		Estill	0	5	0	0	0	0
		Madison	0	0	0	0	0	0
		Total	0	17	0	0	0	0
Gateway Community Action	All-Electric	Bath	0	0	0	0	0	0
		Montgomery	0	0	0	0	0	0
		Rowan	0	0	0	0	0	0
		Total	0	0	0	0	0	0
Harlan Co. CAA	All-Electric	Harlan	0	0	0	0	0	1
		Total	0	0	0	0	0	1
KCEOC	All-Electric	Knox	0	1	0	0	0	0
		Total	0	1	0	0	0	0
Lake Cumberland	All-Electric	Adair	0	0	0	0	0	0
		Casey	0	0	0	0	0	0
		Green	0	0	0	0	0	0
		McCreary	0	0	0	0	0	0
		Pulaski	0	0	0	0	0	0
		Russell	0	1	0	0	0	1
		Taylor	0	0	0	0	0	0
		Total	0	1	0	0	0	1
Licking Valley	All-Electric	Bracken	0	0	0	0	0	0
		Fleming	0	0	0	0	0	0
		Mason	0	0	0	0	0	0
		Robertson	0	0	0	0	0	0
		Total	0	0	0	0	0	0
Middle KY	All-Electric	Lee	0	0	0	0	0	0
		Total	0	0	0	0	0	0
Multi-Purpose CAA	All-Electric	Bullitt	0	0	0	0	0	0
		Shelby	0	4	0	0	0	0
		Spencer	0	0	0	0	0	0
		Total	0	4	0	0	0	0
NKCAC	All-Electric	Carroll	1	0	0	0	1	0
		Gallatin	0	0	0	0	0	0
		Grant	0	0	0	0	0	0
		Owen	0	0	0	0	0	0
		Pendleton	0	0	0	0	0	0
		Total	1	0	0	0	1	0
Pennyrile	All-Electric	Caldwell	0	0	0	0	0	0
		Christian	0	0	0	0	0	0

		Crittenden	0	0	0	0	0	0
		Hopkins	0	0	0	0	0	0
		Livingston	0	0	0	0	0	0
		Lyon	0	0	0	0	0	0
		Muhlenberg	1	0	0	0	1	0
		Total	1	0	0	0	1	0
Tri County	All-Electric	Henry	0	0	0	0	0	0
		Oldham	1	0	0	0	1	0
		Trimble	0	0	0	0	0	0
		Total	1	0	0	0	1	0
West Kentucky Allied Services, Inc.	All-Electric	Ballard	0	14	0	0	0	0
		Hickman	0	10	0	0	0	0
		McCracken	0	1	0	0	0	0
		Total	0	25	0	0	0	0
Grand Total			5	119	0	0	5	4

Denial Reason	# Apps (Apr.)
Exceeds Maximum Number of Applications	6
System Message: The request was rejected by the vendor because of the following reason: Error: Account is a FINAL ACCOUNT	3
System Message: The request was rejected by the vendor because of the following reason: Error: Electric service is disconnected	1
System Message: The request was rejected by the vendor because of the following reason: Input Error: Account number is NOT VALID	1

Invoice

TO: KU HEA Program Invoice
FOR: Community Action Kentucky
DATE: 6/13/21
PERIOD: 5/01/21-5/31/21
AMOUNT: \$3,958.71

Breakdown:

Salaries/Fringe	\$1,157.68
IT R&M	\$2,684.91
Legal	\$0.00
CAA Admin	\$29.37
Other Expenses	\$86.75

<u>Total</u>	<u>\$3,958.71</u>
--------------	-------------------

Community Action Kentucky
 KU HEA Program Invoice
 for Fiscal Year 2020-2021
 For the period ending 5/31/21

Utility Program Funding

	Budget	May	YTD	Remaining
# of Slots	3668	58	3726	-58
\$ per Slot	\$25.00	\$25.00	\$25.00	\$25.00
Max Slot Admin Maintenance Fee	\$91,700.00	\$0.00	\$93,150.00	-\$1,450.00
Max Additional Admin	\$68,120.08	\$29.37	\$36,131.66	\$31,988.42

	Budget	May	YTD	Variance
Revenues	\$ 203,457.28	\$ 3,958.71	\$ 171,875.90	\$ 31,581.38
Expenses				
Salaries/Benefits	24,478.41	1,157.68	13,551.76	10,926.65
IT R&M	25,226.18	2,684.91	18,284.44	6,941.74
Legal	5,213.00	-	8,695.35	(3,482.35)
CAA Admin	142,420.09	\$29.37	\$129,281.66	13,138.43
Other Expenses	6,119.60	86.75	2,062.69	4,056.91
Expenses	\$ 203,457.28	\$ 3,958.71	\$ 171,875.90	\$ 31,581.38
Project Balance:	-	-	-	-

CAK Admin Exp	\$ 61,037.19	\$ 3,929.34	\$ 42,594.24	\$ 18,442.95
---------------	--------------	-------------	--------------	--------------

Utility Assistance Report - Slots

KU HEA

FFY 21 (10/1/2020-9/30/2021)

May 2021 Only



Summary

Apps (May)

Program Participants

1

Program Applicants

132

Denied Applicants

6

		All-Electric		
Agency	County	Allocated	Used (May)	Unused
Audubon Area Community Services	Henderson	22	0	1
	McLean	18	0	0
	Ohio	30	0	0
	Union	36	0	0
	Webster	17	0	0
	Total	123	0	1
Bell-Whitley	Bell	89	0	0
	Whitley	24	0	0
	Total	113	0	0
Blue Grass Community Action Partnership	Anderson	50	0	0
	Boyle	105	0	0
	Franklin	22	0	0
	Garrard	27	0	0
	Jessamine	32	0	0
	Lincoln	42	0	0
	Mercer	103	0	0
	Scott	101	0	0
	Woodford	57	0	1
	Total	539	0	1
Central Kentucky Community Action Council, Inc.	Grayson	56	0	0
	Hardin	81	0	0
	Larue	54	0	1
	Marion	34	0	0
	Nelson	19	0	0

75 of 159

	Washington	15	0	0
	Total	259	0	1
Community Action Council for Lexington-Fayette, Bourbon, Harrison and Nicholas Counties, Inc	Bourbon	37	0	0
	Fayette	1093	0	0
	Harrison	27	0	0
	Nicholas	12	0	0
	Total	1169	0	0
Community Action of Southern Kentucky	Barren	4	0	0
	Hart	30	0	0
	Total	34	0	0
Daniel Boone Community Action Agency	Clay	11	0	0
	Laurel	81	0	0
	Rockcastle	16	0	0
	Total	108	0	0
Foothills	Clark	102	0	0
	Estill	29	0	0
	Madison	161	0	0
	Total	292	0	0
Gateway Community Action	Bath	29	0	0
	Montgomery	45	0	0
	Rowan	40	0	0
	Total	114	0	0
Harlan Co. CAA	Harlan	87	0	0
	Total	87	0	0
KCEOC	Knox	21	0	0
	Total	21	0	0
Lake Cumberland	Adair	17	0	0
	Casey	11	0	0
	Green	9	0	0
	McCreary	11	0	0
	Pulaski	69	0	0
	Russell	41	0	0
	Taylor	53	0	0
	Total	211	0	0
Licking Valley	Bracken	13	0	0

	Fleming	8	0	0
	Mason	3	0	0
	Robertson	5	0	0
	Total	29	0	0
Middle KY	Lee	4	0	0
	Total	4	0	0
Multi-Purpose CAA	Bullitt	7	0	0
	Shelby	101	0	0
	Spencer	10	0	0
	Total	118	0	0
NKCAC	Carroll	28	0	1
	Gallatin	10	0	0
	Grant	1	0	0
	Owen	13	0	0
	Pendleton	6	0	0
	Total	58	0	1
Pennyryle	Caldwell	10	0	0
	Christian	10	0	0
	Crittenden	16	0	0
	Hopkins	71	0	0
	Livingston	9	0	0
	Lyon	19	0	0
	Muhlenberg	89	0	1
	Total	224	0	1
Tri County	Henry	29	0	0
	Oldham	49	0	1
	Trimble	10	0	0
	Total	88	0	1
West Kentucky Allied Services, Inc.	Ballard	16	0	0
	Hickman	8	0	0
	McCracken	5	0	0
	Total	29	0	0
Grand Total		3620	0	6

Agency	Benefit Type	County	Available	On Waitlist (May)	Approved (May)	Withdrawn (May)	Rejected (May)	Removed (May)
Audubon Area Community	All-Electric	Henderson	1	0	0	0	0	0
		McLean	0	0	3	0	0	0

Services		Ohio	0	0	0	0	0	0
		Union	0	0	0	0	0	0
		Webster	0	0	0	0	0	0
		Total	1	0	3	0	0	0
Bell-Whitley	All-Electric	Bell	0	0	4	0	0	0
		Whitley	0	0	1	0	0	0
		Total	0	0	5	0	0	0
Blue Grass Community Action Partnership	All-Electric	Anderson	0	0	3	0	0	0
		Boyle	0	0	0	0	0	0
		Franklin	0	0	1	0	0	0
		Garrard	0	0	1	0	0	0
		Jessamine	0	0	1	0	0	0
		Lincoln	0	0	0	0	0	0
		Mercer	0	0	1	0	0	0
		Scott	0	0	2	0	0	0
		Woodford	1	0	1	1	0	0
		Total	1	0	10	1	0	0
Central Kentucky Community Action Council, Inc.	All-Electric	Grayson	0	0	0	0	0	0
		Hardin	0	0	14	0	0	0
		Larue	1	0	1	0	0	0
		Marion	0	0	0	0	0	0
		Nelson	0	0	0	0	0	0
		Washington	0	0	0	0	0	0
		Total	1	0	15	0	0	0
Community Action Council for Lexington-Fayette, Bourbon, Harrison and Nicholas Counties, Inc	All-Electric	Bourbon	0	0	1	0	0	0
		Fayette	0	0	1	0	0	0
		Harrison	0	0	5	0	0	0
		Nicholas	0	0	0	0	0	0
		Total	0	0	7	0	0	0
Community Action of Southern Kentucky	All-Electric	Barren	0	0	2	0	0	0
		Hart	0	0	0	0	0	0
		Total	0	0	2	0	0	0
Daniel Boone Community Action Agency	All-Electric	Clay	0	0	0	0	0	0
		Laurel	0	0	0	0	0	0
		Rockcastle	0	0	0	0	0	0
		Total	0	0	0	0	0	0
Foothills	All-Electric	Clark	0	0	31	0	0	0

		Estill	0	0	9	0	0	0
		Madison	0	0	2	0	0	0
		Total	0	0	42	0	0	0
Gateway Community Action	All-Electric	Bath	0	0	0	0	0	0
		Montgomery	0	0	3	0	0	0
		Rowan	0	0	0	0	0	0
		Total	0	0	3	0	0	0
Harlan Co. CAA	All-Electric	Harlan	0	0	0	0	0	0
		Total	0	0	0	0	0	0
KCEOC	All-Electric	Knox	0	0	2	0	0	0
		Total	0	0	2	0	0	0
Lake Cumberland	All-Electric	Adair	0	0	0	0	0	0
		Casey	0	0	0	0	0	0
		Green	0	0	0	0	0	0
		McCreary	0	0	0	0	0	0
		Pulaski	0	0	5	0	0	0
		Russell	0	0	1	0	0	0
		Taylor	0	0	0	0	0	0
		Total	0	0	6	0	0	0
Licking Valley	All-Electric	Bracken	0	0	5	0	0	0
		Fleming	0	0	0	0	0	0
		Mason	0	0	0	0	0	0
		Robertson	0	0	0	0	0	0
		Total	0	0	5	0	0	0
Middle KY	All-Electric	Lee	0	0	0	0	0	0
		Total	0	0	0	0	0	0
Multi-Purpose CAA	All-Electric	Bullitt	0	0	0	0	0	0
		Shelby	0	0	0	0	0	0
		Spencer	0	0	0	0	0	0
		Total	0	0	0	0	0	0
NKCAC	All-Electric	Carroll	1	0	0	0	0	0
		Gallatin	0	0	0	0	0	0
		Grant	0	0	0	0	0	0
		Owen	0	0	0	0	0	0
		Pendleton	0	0	0	0	0	0
		Total	1	0	0	0	0	0
Pennyrile	All-Electric	Caldwell	0	0	0	0	0	0
		Christian	0	0	0	0	0	0

		Crittenden	0	0	0	0	0	0
		Hopkins	0	0	0	0	0	0
		Livingston	0	0	0	0	0	0
		Lyon	0	0	0	0	0	0
		Muhlenberg	1	0	3	0	0	0
		Total	1	0	3	0	0	0
Tri County	All-Electric	Henry	0	0	0	0	0	0
		Oldham	1	0	0	0	0	0
		Trimble	0	0	0	0	0	0
		Total	1	0	0	0	0	0
West Kentucky Allied Services, Inc.	All-Electric	Ballard	0	0	8	0	0	0
		Hickman	0	0	11	0	0	0
		McCracken	0	0	3	0	0	0
		Total	0	0	22	0	0	0
Grand Total			6	0	125	1	0	0

Denial Reason	# Apps (May)
Exceeds Maximum Number of Applications	5
Expired Date	1

Invoice

TO: KU HEA Program Invoice
FOR: Community Action Kentucky
DATE: 7/12/21
PERIOD: 6/01/21-6/30/21
AMOUNT: \$3,545.07

Breakdown:

Salaries/Fringe	\$913.65
IT R&M	\$2,465.45
Legal	\$0.00
CAA Admin	\$29.23
Other Expenses	\$136.74
<u>Total</u>	<u>\$3,545.07</u>

Community Action Kentucky
 KU HEA Program Invoice
 for Fiscal Year 2020-2021
 For the period ending 6/30/21

Utility Program Funding

	Budget	June	YTD	Remaining
# of Slots	3668	58	3726	-58
\$ per Slot	\$25.00	\$25.00	\$25.00	\$25.00
Max Slot Admin Maintenance Fee	\$91,700.00	\$0.00	\$93,150.00	-\$1,450.00
Max Additional Admin	\$68,120.08	\$29.23	\$36,160.89	\$31,959.19

	Budget	June	YTD	Variance
Revenues	\$ 203,457.28	\$ 3,545.07	\$ 175,420.97	\$ 28,036.31
Expenses				
Salaries/Benefits	24,478.41	913.65	14,465.41	10,013.00
IT R&M	25,226.18	2,465.45	20,749.89	4,476.29
Legal	5,213.00	-	8,695.35	(3,482.35)
CAA Admin	142,420.09	\$29.23	\$129,310.89	13,109.20
Other Expenses	6,119.60	136.74	2,199.43	3,920.17
Expenses	\$ 203,457.28	\$ 3,545.07	\$ 175,420.97	\$ 28,036.31

Project Balance:	-	-	-	-
------------------	---	---	---	---

CAK Admin Exp	\$ 61,037.19	\$ 3,515.84	\$ 46,110.08	\$ 14,927.11
---------------	--------------	-------------	--------------	--------------

Utility Assistance Report - Slots

KU HEA

FFY 21 (10/1/2020-9/30/2021)

June 2021 Only



Summary

Apps (June)

Program Participants

0

Program Applicants

102

Denied Applicants

7

		All-Electric		
Agency	County	Allocated	Used (June)	Unused
Audubon Area Community Services	Henderson	22	0	1
	McLean	18	0	0
	Ohio	30	0	0
	Union	36	0	0
	Webster	17	0	0
	Total	123	0	1
Bell-Whitley	Bell	89	0	0
	Whitley	24	0	0
	Total	113	0	0
Blue Grass Community Action Partnership	Anderson	50	0	0
	Boyle	105	0	0
	Franklin	22	0	0
	Garrard	27	0	0
	Jessamine	32	0	0
	Lincoln	42	0	0
	Mercer	103	0	0
	Scott	101	0	0
	Woodford	57	0	1
	Total	539	0	1
Central Kentucky Community Action Council, Inc.	Grayson	56	0	0
	Hardin	81	0	0
	Larue	54	0	1
	Marion	34	0	0
	Nelson	19	0	0

83 of 159

	Washington	15	0	0
	Total	259	0	1
Community Action Council for Lexington-Fayette, Bourbon, Harrison and Nicholas Counties, Inc	Bourbon	37	0	0
	Fayette	1093	0	0
	Harrison	27	0	0
	Nicholas	12	0	0
	Total	1169	0	0
Community Action of Southern Kentucky	Barren	4	0	0
	Hart	30	0	0
	Total	34	0	0
Daniel Boone Community Action Agency	Clay	11	0	0
	Laurel	81	0	0
	Rockcastle	16	0	0
	Total	108	0	0
Foothills	Clark	102	0	0
	Estill	29	0	0
	Madison	161	0	0
	Total	292	0	0
Gateway Community Action	Bath	29	0	0
	Montgomery	45	0	0
	Rowan	40	0	0
	Total	114	0	0
Hartan Co. CAA	Harlan	87	0	0
	Total	87	0	0
KCEOC	Knox	21	0	0
	Total	21	0	0
Lake Cumberland	Adair	17	0	0
	Casey	11	0	0
	Green	9	0	0
	McCreary	11	0	0
	Pulaski	69	0	0
	Russell	41	0	0
	Taylor	53	0	0
	Total	211	0	0
Licking Valley	Bracken	13	0	0

	Fleming	8	0	0
	Mason	3	0	0
	Robertson	5	0	0
	Total	29	0	0
Middle KY	Lee	4	0	0
	Total	4	0	0
Multi-Purpose CAA	Bullitt	7	0	0
	Shelby	101	0	0
	Spencer	10	0	0
	Total	118	0	0
NKCAC	Carroll	28	0	1
	Gallatin	10	0	0
	Grant	1	0	0
	Owen	13	0	0
	Pendleton	6	0	0
	Total	58	0	1
Pennyryle	Caldwell	10	0	0
	Christian	10	0	0
	Crittenden	16	0	0
	Hopkins	71	0	0
	Livingston	9	0	0
	Lyon	19	0	0
	Muhlenberg	89	0	1
	Total	224	0	1
Tri County	Henry	29	0	0
	Oldham	49	0	1
	Trimble	10	0	0
	Total	88	0	1
West Kentucky	Ballard	16	0	0
Allied Services, Inc.	Hickman	8	0	0
	McCracken	5	0	0
	Total	29	0	0
Grand Total		3620	0	6

Agency	Benefit Type	County	Available	On Waitlist (June)	Approved (June)	Withdrawn (June)	Rejected (June)	Removed (June)
Audubon Area Community	All-Electric	Henderson	1	0	0	0	0	0
		McLean	0	0	4	0	0	0

Services		Ohio	0	0	0	0	0	0
		Union	0	0	0	0	0	0
		Webster	0	0	0	0	0	0
		Total	1	0	4	0	0	0
Bell-Whitley	All-Electric	Bell	0	0	0	0	0	0
		Whitley	0	0	1	0	0	0
		Total	0	0	1	0	0	0
Blue Grass Community Action Partnership	All-Electric	Anderson	0	0	9	0	0	0
		Boyle	0	0	0	0	0	0
		Franklin	0	0	0	0	0	0
		Garrard	0	0	0	0	0	0
		Jessamine	0	0	1	0	0	0
		Lincoln	0	0	0	0	0	0
		Mercer	0	0	3	0	0	0
		Scott	0	0	1	0	0	0
		Woodford	1	0	2	0	0	0
		Total	1	0	16	0	0	0
Central Kentucky Community Action Council, Inc.	All-Electric	Grayson	0	0	0	0	0	0
		Hardin	0	0	15	0	0	0
		Larue	1	0	1	0	0	0
		Marion	0	0	0	0	0	0
		Nelson	0	0	0	0	0	0
		Washington	0	0	0	0	0	0
		Total	1	0	16	0	0	0
Community Action Council for Lexington-Fayette, Bourbon, Harrison and Nicholas Counties, Inc	All-Electric	Bourbon	0	0	0	0	0	0
		Fayette	0	0	1	0	0	0
		Harrison	0	0	0	0	0	0
		Nicholas	0	0	0	0	0	0
		Total	0	0	1	0	0	0
Community Action of Southern Kentucky	All-Electric	Barren	0	0	6	0	0	0
		Hart	0	0	0	0	0	0
		Total	0	0	6	0	0	0
Daniel Boone Community Action Agency	All-Electric	Clay	0	0	0	0	0	0
		Laurel	0	0	0	0	0	0
		Rockcastle	0	0	0	0	0	0
		Total	0	0	0	0	0	0
Foothills	All-Electric	Clark	0	0	21	0	0	0

		Estill	0	0	4	0	0	0
		Madison	0	0	0	0	0	0
		Total	0	0	25	0	0	0
Gateway Community Action	All-Electric	Bath	0	0	0	0	0	0
		Montgomery	0	0	1	0	0	0
		Rowan	0	0	0	0	0	0
		Total	0	0	1	0	0	0
Harlan Co. CAA	All-Electric	Harlan	0	0	0	0	0	0
		Total	0	0	0	0	0	0
KCEOC	All-Electric	Knox	0	0	0	0	0	0
		Total	0	0	0	0	0	0
Lake Cumberland	All-Electric	Adair	0	0	0	0	0	0
		Casey	0	0	0	0	0	0
		Green	0	0	0	0	0	0
		McCreary	0	0	0	0	0	0
		Pulaski	0	0	4	0	0	0
		Russell	0	0	0	0	0	0
		Taylor	0	0	0	0	0	0
		Total	0	0	4	0	0	0
Licking Valley	All-Electric	Bracken	0	0	0	0	0	0
		Fleming	0	0	0	0	0	0
		Mason	0	0	0	0	0	0
		Robertson	0	0	0	0	0	0
		Total	0	0	0	0	0	0
Middle KY	All-Electric	Lee	0	0	0	0	0	0
		Total	0	0	0	0	0	0
Multi-Purpose CAA	All-Electric	Bullitt	0	0	0	0	0	0
		Shelby	0	0	0	0	0	0
		Spencer	0	0	0	0	0	0
		Total	0	0	0	0	0	0
NKCAC	All-Electric	Carroll	1	0	0	0	0	0
		Gallatin	0	0	0	0	0	0
		Grant	0	0	0	0	0	0
		Owen	0	0	3	0	0	0
		Pendleton	0	0	0	0	0	0
		Total	1	0	3	0	0	0
Pennyrile	All-Electric	Caldwell	0	0	0	0	0	0
		Christian	0	0	0	0	0	0

		Crittenden	0	0	0	0	0	0
		Hopkins	0	0	0	0	0	0
		Livingston	0	0	0	0	0	0
		Lyon	0	0	0	0	0	0
		Muhlenberg	1	0	1	0	0	0
		Total	1	0	1	0	0	0
Tri County	All-Electric	Henry	0	0	0	0	0	0
		Oldham	1	0	0	0	0	0
		Trimble	0	0	0	0	0	0
		Total	1	0	0	0	0	0
West Kentucky Allied Services, Inc.	All-Electric	Ballard	0	0	7	0	0	0
		Hickman	0	0	9	0	0	0
		McCracken	0	0	1	0	0	0
		Total	0	0	17	0	0	0
Grand Total			6	0	95	0	0	0

Denial Reason	# Apps (June)
Exceeds Maximum Number of Applications	7

KU was not invoiced by CAK for July 2021 due to lack of activity in the program.

Utility Assistance Report - Slots

KU HEA

FFY 21 (10/1/2020-9/30/2021)

July 2021 Only



Summary

Apps (July)

Program Participants

114

Program Applicants

183

Denied Applicants

26

All-Electric				
Agency	County	Allocated	Used (July)	Unused
Audubon Area Community Services	Henderson	22	1	0
	McLean	20	0	2
	Ohio	28	0	0
	Union	36	1	0
	Webster	17	0	0
	Total	123	2	2
Bell-Whitley	Bell	89	1	1
	Whitley	24	0	1
	Total	113	1	2
Blue Grass Community Action Partnership	Anderson	50	1	0
	Boyle	105	6	0
	Franklin	22	1	1
	Garrard	27	1	0
	Jessamine	32	2	0
	Lincoln	42	0	0
	Mercer	103	1	1
	Scott	101	2	1
	Woodford	57	0	1
	Total	539	14	4
Central Kentucky Community Action Council, Inc.	Grayson	56	0	1
	Hardin	81	1	0
	Larue	54	1	0
	Marion	34	2	1
	Nelson	19	0	0

90 of 159

	Washington	15	0	0
	Total	259	4	2
Community Action Council for Lexington-Fayette, Bourbon, Harrison and Nicholas Counties, Inc	Bourbon	37	1	0
	Fayette	1093	42	7
	Harrison	27	0	0
	Nicholas	12	0	0
	Total	1169	43	7
Community Action of Southern Kentucky	Barren	4	0	0
	Hart	30	1	0
	Total	34	1	0
Daniel Boone Community Action Agency	Clay	11	0	0
	Laurel	81	1	1
	Rockcastle	16	1	0
	Total	108	2	1
Foothills	Clark	105	7	3
	Estill	33	0	4
	Madison	154	3	0
	Total	292	10	7
Gateway Community Action	Bath	29	1	1
	Montgomery	45	1	0
	Rowan	40	2	0
	Total	114	4	1
Harlan Co. CAA	Harlan	87	2	1
	Total	87	2	1
KCEOC	Knox	21	1	0
	Total	21	1	0
Lake Cumberland	Adair	17	0	1
	Casey	11	2	1
	Green	9	0	0
	McCreary	11	0	0
	Pulaski	69	3	0
	Russell	41	2	0
	Taylor	53	1	0
	Total	211	8	2
Licking Valley	Bracken	13	0	0

	Fleming	8	0	0
	Mason	3	0	0
	Robertson	5	0	0
	Total	29	0	0
Middle KY	Lee	4	0	0
	Total	4	0	0
Multi-Purpose CAA	Bullitt	7	1	0
	Shelby	101	5	0
	Spencer	10	0	0
	Total	118	6	0
NKCAC	Carroll	28	8	1
	Gallatin	10	0	0
	Grant	1	0	0
	Owen	13	1	1
	Pendleton	6	0	0
	Total	58	9	2
Pennyrile	Caldwell	10	0	0
	Christian	10	1	0
	Crittenden	16	1	0
	Hopkins	70	0	0
	Livingston	10	0	1
	Lyon	19	0	0
	Muhlenberg	89	1	0
	Total	224	3	1
Tri County	Henry	29	0	0
	Oldham	49	2	0
	Trimble	10	0	0
	Total	88	2	0
West Kentucky Allied Services, Inc.	Ballard	16	0	0
	Hickman	8	0	0
	McCracken	5	1	0
	Total	29	1	0
Grand Total		3620	113	32

Agency	Benefit Type	County	Available	On Waitlist (July)	Approved (July)	Withdrawn (July)	Rejected (July)	Removed (July)
Audubon Area Community	All-Electric	Henderson	0	0	0	0	0	0
		McLean	2	1	0	0	0	0

Services		Ohio	0	0	0	0	0	0
		Union	0	0	0	0	0	0
		Webster	0	0	0	0	0	0
		Total	2	1	0	0	0	0
Bell-Whitley	All-Electric	Bell	1	1	0	0	1	0
		Whitley	1	1	0	0	1	0
		Total	2	2	0	0	2	0
Blue Grass Community Action Partnership	All-Electric	Anderson	0	0	0	0	0	0
		Boyle	0	0	0	0	0	0
		Franklin	1	0	0	0	1	0
		Garrard	0	0	0	0	0	0
		Jessamine	0	1	0	0	0	0
		Lincoln	0	1	0	0	0	0
		Mercer	1	3	0	0	1	0
		Scott	1	0	0	0	1	0
		Woodford	1	2	0	0	1	0
		Total	4	7	0	0	4	0
Central Kentucky Community Action Council, Inc.	All-Electric	Grayson	1	0	0	0	1	0
		Hardin	0	12	0	0	0	0
		Larue	0	1	0	0	0	0
		Marion	1	0	0	0	1	0
		Nelson	0	0	0	0	0	0
		Washington	0	0	0	0	0	0
		Total	2	13	0	0	2	0
Community Action Council for Lexington-Fayette, Bourbon, Harrison and Nicholas Counties, Inc	All-Electric	Bourbon	0	1	0	0	0	0
		Fayette	7	1	0	0	7	0
		Harrison	0	0	0	0	0	0
		Nicholas	0	0	0	0	0	0
		Total	7	2	0	0	7	0
Community Action of Southern Kentucky	All-Electric	Barren	0	1	0	0	0	0
		Hart	0	0	0	0	0	0
		Total	0	1	0	0	0	0
Daniel Boone Community Action Agency	All-Electric	Clay	0	0	0	0	0	0
		Laurel	1	0	0	0	1	0
		Rockcastle	0	0	0	0	0	0
		Total	1	0	0	0	1	0
Foothills	All-Electric	Clark	3	0	0	0	0	0

		Estill	4	2	0	0	0	0
		Madison	0	0	0	1	0	0
		Total	7	2	0	1	0	0
Gateway Community Action	All-Electric	Bath	1	0	0	0	1	0
		Montgomery	0	0	0	0	0	0
		Rowan	0	0	0	0	0	0
		Total	1	0	0	0	1	0
Harlan Co. CAA	All-Electric	Harlan	1	1	0	0	1	0
		Total	1	1	0	0	1	0
KCEOC	All-Electric	Knox	0	0	0	0	0	0
		Total	0	0	0	0	0	0
Lake Cumberland	All-Electric	Adair	1	0	0	0	1	0
		Casey	1	0	0	0	1	0
		Green	0	0	0	0	0	0
		McCreary	0	0	0	0	0	0
		Pulaski	0	0	0	0	0	0
		Russell	0	0	0	0	0	0
		Taylor	0	0	0	0	0	0
		Total	2	0	0	0	2	0
Licking Valley	All-Electric	Bracken	0	0	0	0	0	0
		Fleming	0	0	0	0	0	0
		Mason	0	0	0	0	0	0
		Robertson	0	0	0	0	0	0
		Total	0	0	0	0	0	0
Middle KY	All-Electric	Lee	0	0	0	0	0	0
		Total	0	0	0	0	0	0
Multi-Purpose CAA	All-Electric	Bullitt	0	0	0	0	0	0
		Shelby	0	0	0	0	0	0
		Spencer	0	0	0	0	0	0
		Total	0	0	0	0	0	0
NKCAC	All-Electric	Carroll	1	0	0	0	1	0
		Gallatin	0	0	0	0	0	0
		Grant	0	0	0	0	0	0
		Owen	1	0	0	0	1	0
		Pendleton	0	0	0	0	0	0
		Total	2	0	0	0	2	0
Pennyrile	All-Electric	Caldwell	0	0	0	0	0	0
		Christian	0	0	0	0	0	0

		Crittenden	0	0	0	0	0	0
		Hopkins	0	0	0	0	0	0
		Livingston	1	0	0	0	0	0
		Lyon	0	0	0	0	0	0
		Muhlenberg	0	0	0	0	0	0
		Total	1	0	0	0	0	0
Tri County	All-Electric	Henry	0	0	0	0	0	0
		Oldham	0	0	0	0	0	0
		Trimble	0	0	0	0	0	0
		Total	0	0	0	0	0	0
West Kentucky Allied Services, Inc.	All-Electric	Ballard	0	4	0	0	0	0
		Hickman	0	9	0	0	0	0
		McCracken	0	1	0	0	0	0
		Total	0	14	0	0	0	0
Grand Total			32	43	0	1	22	0

Denial Reason	# Apps (July)
Exceeds Maximum Number of Applications	3
Expired Date	1
System Message: The request was rejected by the vendor because of the following reason: Error: Account is a FINAL ACCOUNT	17
System Message: The request was rejected by the vendor because of the following reason: Error: Electric service is disconnected	3
System Message: The request was rejected by the vendor because of the following reason: Input Error: Account number is NOT VALID	1
System Message: The request was rejected by the vendor because of the following reason: Input Error: Only Program Type for KU is HEAE	1

Invoice

TO: KU HEA Program Invoice
FOR: Community Action Kentucky
DATE: 9/20/21
PERIOD: 8/01/21-8/31/21
AMOUNT: \$905.10

Breakdown:

Salaries/Fringe	\$776.57
IT R&M	\$0.00
Legal	\$0.00
CAA Admin	\$0.00
Other Expenses	\$128.53

Total	\$905.10
--------------	-----------------

KU HEA Monthly Invoice

Agency: Summary - all agencies

Report Period:

8/1/21

To

8/31/21

Utility Program Funding

	Budget	August	YTD	Remaining
# of Slots	3668	0	3726	-58
\$ per Slot	\$25.00	\$25.00	\$25.00	\$25.00
Max Slot Admin Maintenance Fee	\$91,700.00	\$0.00	\$0.00	\$91,700.00
Max Additional Admin	\$68,120.08	\$0.00	\$36,160.89	\$31,959.19

Detail Breakout of Additional Administration Expense

	Prior YTD Expense	Current Month Expense	Current YTD Expense
Audubon	0.00	0.00	0.00
Bell	0.00	0.00	0.00
Bluegrass	0.00	0.00	0.00
Central	0.00	0.00	0.00
CAC - Lexington	22,095.48	0.00	22,095.48
Boone	1,099.80	0.00	1,099.80 Zero
Gateway	0.00	0.00	0.00
Harlan	0.00	0.00	0.00
KCEOC	412.57	0.00	412.57
KY River Foothills	5,523.87	0.00	5,523.87
Lake Cumberland	0.00	0.00	0.00
Licking Valley	0.00	0.00	0.00
Middle	0.00	0.00	0.00
Multi-Purpose	1,302.82	0.00	1,302.82
Northern	0.00	0.00	0.00
Pennyrile	4,217.39	0.00	4,217.39
Tri-county	935.94	0.00	935.94 Zero
Southern	0.00	0.00	0.00 Slot only
West	573.02	0.00	573.02
Total	36,160.89	0.00	36,160.89

Community Action Kentucky
KU HEA Program Invoice
for Fiscal Year 2020-2021
For the period ending 8/31/21

Utility Program Funding

	Budget	August	YTD	Remaining
# of Slots	3668	58	3726	-58
\$ per Slot	\$25.00	\$25.00	\$25.00	\$25.00
Max Slot Admin Maintenance Fee	\$91,700.00	\$0.00	\$93,150.00	-\$1,450.00
Max Additional Admin	\$68,120.08	\$0.00	\$36,160.89	\$31,959.19

	Budget	August	YTD	Variance
Revenues	\$ 203,457.28	\$ 905.10	\$ 176,326.07	\$ 27,131.21
Expenses				
Salaries/Benefits	24,478.41	776.57	15,241.98	9,236.43
IT R&M	25,226.18	-	20,749.89	4,476.29
Legal	5,213.00	-	8,695.35	(3,482.35)
CAA Admin	142,420.09	\$0.00	\$129,310.89	13,109.20
Other Expenses	6,119.60	128.53	2,327.96	3,791.64
Expenses	\$ 203,457.28	\$ 905.10	\$ 176,326.07	\$ 27,131.21

Project Balance:	-	-	-	-
------------------	---	---	---	---

CAK Admin Exp	\$ 61,037.19	\$ 905.10	\$ 47,015.18	\$ 14,022.01
---------------	--------------	-----------	--------------	--------------

Utility Assistance Report - Slots

KU HEA

FFY 21 (10/1/2020-9/30/2021)

August 2021 Only



Summary

Apps (Aug.)

Program Participants

204

Program Applicants

264

Denied Applicants

23

		All-Electric		
Agency	County	Allocated	Used (Aug.)	Unused
Audubon Area Community Services	Henderson	22	2	1
	McLean	19	0	0
	Ohio	27	0	0
	Union	36	0	0
	Webster	17	1	0
	Total	121	3	1
Bell-Whitley	Bell	89	1	0
	Whitley	24	2	0
	Total	113	3	0
Blue Grass Community Action Partnership	Anderson	50	1	0
	Boyle	105	1	0
	Franklin	22	1	0
	Garrard	27	0	0
	Jessamine	32	2	0
	Lincoln	42	1	0
	Mercer	103	2	1
	Scott	101	3	1
	Woodford	57	1	0
	Total	539	12	2
Central Kentucky Community Action Council, Inc.	Grayson	55	0	0
	Hardin	82	2	0
	Larue	54	0	0
	Marion	32	0	0
	Nelson	19	0	0
	Washington	15	0	0
	Total	257	2	0
Community	Bourbon	37	0	0

Action Council for Lexington- Fayette, Bourbon, Harrison and Nicholas Community Action of Southern Kentucky	Fayette	1093	45	5
	Harrison	27	0	0
	Nicholas	12	0	0
	Total	1169	45	5
Daniel Boone Community Action Agency	Barren	4	0	0
	Hart	30	0	0
	Total	34	0	0
Foothills	Clark	11	2	0
	Laurel	80	0	0
	Rockcastle	16	0	0
	Total	107	2	0
Gateway Community Action	Clark	106	4	1
	Estill	33	1	0
	Madison	153	1	0
	Total	292	6	1
Harlan Co. CAA	Bath	28	0	0
	Montgomery	45	0	0
	Rowan	40	1	1
	Total	113	1	1
KCEOC	Harlan	86	1	0
	Total	86	1	0
Lake Cumberland	Knox	21	0	0
	Total	21	0	0
Licking Valley	Adair	16	0	0
	Casey	10	0	0
	Green	9	0	0
	McCreary	11	0	0
	Pulaski	69	0	0
	Russell	41	0	0
	Taylor	53	1	0
	Total	209	1	0
Middle KY	Bracken	14	2	0
	Fleming	8	0	0
	Mason	3	0	0
	Robertson	4	0	0
	Total	29	2	0
	Lee	4	0	0
	Total	4	0	0

Multi-Purpose CAA	Bullitt	7	0	0
	Shelby	101	4	1
	Spencer	10	0	0
	Total	118	4	1
NKCAC	Carroll	27	2	0
	Gallatin	10	0	0
	Grant	1	0	0
	Owen	12	0	0
	Pendleton	6	0	0
	Total	56	2	0
Pennyrile	Caldwell	10	0	0
	Christian	10	0	0
	Crittenden	16	0	0
	Hopkins	69	0	0
	Livingston	10	0	0
	Lyon	19	0	0
	Muhlenberg	89	2	0
	Total	223	2	0
Tri County	Henry	29	1	1
	Oldham	49	3	1
	Trimble	10	1	0
	Total	88	5	2
West Kentucky Allied Services, Inc.	Ballard	16	1	2
	Hickman	8	0	0
	McCracken	5	0	0
	Total	29	1	2
Grand Total		3608	92	15

Agency	Benefit Type	County	Available	On Waitlist (Aug.)	Approved (Aug.)	Withdrawn (Aug.)	Rejected (Aug.)	Removed (Aug.)
Audubon Area Community Services	All-Electric	Henderson	1	0	0	0	1	3
		McLean	0	2	0	0	0	0
		Ohio	0	0	0	0	0	1
		Union	0	0	0	0	0	0
		Webster	0	0	0	0	0	1
		Total	1	2	0	0	1	5
Bell-Whitley	All-Electric	Bell	0	0	0	0	0	1
		Whitley	0	0	0	0	0	2
		Total	0	0	0	0	0	3
Blue Grass Community	All-Electric	Anderson	0	1	0	0	0	1
		Boyle	0	0	0	0	0	1

Action Partnership		Franklin	0	1	0	0	0	0
		Garrard	0	0	0	0	0	0
		Jessamine	0	0	0	0	0	2
		Lincoln	0	0	0	0	0	1
		Mercer	1	2	0	0	1	3
		Scott	1	0	0	0	1	4
		Woodford	0	0	0	0	0	1
		Total	2	4	0	0	2	13
Central Kentucky Community Action Council, Inc.	All-Electric	Grayson	0	1	0	0	0	1
		Hardin	0	8	0	0	0	1
		Larue	0	0	1	0	0	0
		Marion	0	0	0	0	0	2
		Nelson	0	0	0	0	0	0
		Washington	0	1	0	0	0	0
		Total	0	10	1	0	0	4
Community Action Council for Lexington- Fayette, Bourbon, Harrison and Nicholas	All-Electric	Bourbon	0	0	0	0	0	0
		Fayette	5	0	0	0	5	48
		Harrison	0	0	0	0	0	0
		Nicholas	0	0	0	0	0	0
		Total	5	0	0	0	5	48
Community Action of Southern Kentucky	All-Electric	Barren	0	1	0	0	0	0
		Hart	0	0	0	0	0	0
		Total	0	1	0	0	0	0
Daniel Boone Community Action Agency	All-Electric	Clay	0	0	0	0	0	2
		Laurel	0	0	0	0	0	1
		Rockcastle	0	0	0	0	0	0
		Total	0	0	0	0	0	3
Foothills	All-Electric	Clark	1	0	0	0	1	4
		Estill	0	0	0	0	0	1
		Madison	0	0	0	0	0	2
		Total	1	0	0	0	1	7
Gateway Community Action	All-Electric	Bath	0	0	0	0	0	0
		Montgomery	0	0	0	0	0	0
		Rowan	1	0	0	0	1	2
		Total	1	0	0	0	1	2
Harlan Co. CAA	All-Electric	Harlan	0	0	0	0	0	2
		Total	0	0	0	0	0	2
KCEOC	All-Electric	Knox	0	0	0	0	0	0
		Total	0	0	0	0	0	0

Lake Cumberland	All-Electric	Adair	0	0	0	0	0	0
		Casey	0	0	0	0	0	1
		Green	0	0	0	0	0	0
		McCreary	0	0	0	0	0	0
		Pulaski	0	0	0	0	0	0
		Russell	0	1	0	0	0	0
		Taylor	0	0	0	0	0	1
		Total	0	1	0	0	0	2
Licking Valley	All-Electric	Bracken	0	0	0	0	0	1
		Fleming	0	0	0	0	0	0
		Mason	0	0	0	0	0	0
		Robertson	0	0	0	0	0	1
		Total	0	0	0	0	0	2
Middle KY	All-Electric	Lee	0	0	0	0	0	0
		Total	0	0	0	0	0	0
Multi-Purpose CAA	All-Electric	Bullitt	0	0	0	0	0	0
		Shelby	1	0	0	0	1	5
		Spencer	0	0	0	0	0	0
		Total	1	0	0	0	1	5
NKCAC	All-Electric	Carroll	0	0	0	0	0	3
		Gallatin	0	0	0	0	0	0
		Grant	0	0	0	0	0	0
		Owen	0	0	0	0	0	0
		Pendleton	0	0	0	0	0	0
		Total	0	0	0	0	0	3
Pennyrile	All-Electric	Caldwell	0	0	0	0	0	0
		Christian	0	0	0	0	0	0
		Crittenden	0	0	0	0	0	0
		Hopkins	0	0	0	0	0	1
		Livingston	0	0	0	0	0	0
		Lyon	0	0	0	0	0	0
		Muhlenberg	0	0	0	0	0	2
		Total	0	0	0	0	0	3
Tri County	All-Electric	Henry	1	0	0	0	1	2
		Oldham	1	0	0	0	1	4
		Trimble	0	0	0	0	0	1
		Total	2	0	0	0	2	7
West Kentucky Allied Services, Inc.	All-Electric	Ballard	2	4	0	0	2	3
		Hickman	0	12	0	0	0	0
		McCracken	0	2	0	0	0	0
		Total	2	18	0	0	2	3
Grand Total			15	36	1	0	15	112

Denial Reason	# Apps (Aug.)
Exceeds Maximum Number of Applications	8
System Message: The request was rejected by the vendor because of the following reason: Error: Account has no ACTIVE electric contracts	1
System Message: The request was rejected by the vendor because of the following reason: Error: Account is a FINAL ACCOUNT	13
System Message: The request was rejected by the vendor because of the following reason: Error: Electric service is disconnected	1

Invoice

TO: KU HEA Program Invoice
FOR: Community Action Kentucky
DATE: 10/21/21
PERIOD: 9/01/21-9/30/21
AMOUNT: \$33,041.24

Breakdown:

Salaries/Fringe	\$3,978.20
IT R&M	\$15,313.98
Legal	\$0.00
CAA Admin	\$13,079.85
Other Expenses	\$669.21
Total	\$33,041.24

Community Action Kentucky
 KU HEA Program Invoice
 for Fiscal Year 2020-2021
 For the period ending 8/31/21

Utility Program Funding

	Budget	September	YTD	Remaining
# of Slots	2972		3670	-698
\$ per Slot	\$25.00	\$25.00	\$25.00	\$25.00
Max Slot Admin Maintenance Fee	\$90,200.00	-\$1,400.00	\$91,750.00	-\$1,550.00
Max Additional Admin	\$82,557.76	\$14,479.85	\$50,640.74	\$31,917.02

	Budget	September	YTD	Variance
Revenues	\$ 247,796.80	\$ 33,041.24	\$ 209,367.31	\$ 38,429.49
Expenses				
Salaries/Benefits	24,478.41	3,978.20	19,220.18	5,258.23
IT R&M	35,228.03	15,313.98	36,063.87	(835.84)
Legal	9,213.00	-	8,695.35	517.65
CAA Admin	\$172,757.76	\$13,079.85	\$142,390.74	30,367.02
Other Expenses	6,119.60	669.21	2,997.17	3,122.43
Expenses	\$ 247,796.80	\$ 33,041.24	\$ 209,367.31	\$ 38,429.49

Project Balance:	-	-	-	-
------------------	---	---	---	---

CAK Admin Exp	\$ 75,039.04	\$ 19,961.39	\$ 66,976.57	\$ 8,062.47
---------------	--------------	--------------	--------------	-------------

Utility Assistance Report - Slots

KU HEA

FFY 21 (10/1/2020-9/30/2021)

September 2021 Only



Summary

Apps (Sept.)

Program Participants

206

Program Applicants

249

Denied Applicants

31

		All-Electric		
Agency	County	Allocated	Used (Sept.)	Unused
Audubon Area Community Services	Henderson	22	1	0
	McLean	24	5	1
	Ohio	26	0	0
	Union	32	0	0
	Webster	17	0	0
	Total	121	6	1
Bell-Whitley	Bell	89	0	0
	Whitley	24	0	0
	Total	113	0	0
Blue Grass Community Action Partnership	Anderson	50	5	0
	Boyle	105	5	0
	Franklin	22	0	0
	Garrard	27	1	0
	Jessamine	32	0	0
	Lincoln	42	0	0
	Mercer	105	3	0
	Scott	99	1	0
	Woodford	57	1	0
	Total	539	16	0
Central Kentucky Community Action Council, Inc.	Grayson	55	0	0
	Hardin	82	2	0
	Larue	54	3	0
	Marion	32	0	0
	Nelson	19	0	0

	Washington	15	0	0
	Total	257	5	0
Community Action Council for Lexington-Fayette, Bourbon, Harrison and Nicholas Counties, Inc	Bourbon	37	0	0
	Fayette	1093	46	1
	Harrison	27	1	0
	Nicholas	12	0	0
	Total	1169	47	1
Community Action of Southern Kentucky	Barren	4	0	0
	Hart	30	2	0
	Total	34	2	0
Daniel Boone Community Action Agency	Clay	11	0	0
	Laurel	80	0	0
	Rockcastle	16	0	0
	Total	107	0	0
Foothills	Clark	106	6	1
	Estill	33	1	0
	Madison	153	3	0
	Total	292	10	1
Gateway Community Action	Bath	28	0	0
	Montgomery	45	0	0
	Rowan	40	1	0
	Total	113	1	0
Harlan Co. CAA	Harlan	86	0	0
	Total	86	0	0
KCEOC	Knox	21	1	0
	Total	21	1	0
Lake Cumberland	Adair	16	0	0
	Casey	10	0	0
	Green	9	0	0
	McCreary	11	0	0
	Pulaski	69	1	0
	Russell	41	0	0
	Taylor	53	1	0
	Total	209	2	0
Licking Valley	Bracken	14	1	0

	Fleming	8	0	0
	Mason	3	0	0
	Robertson	4	0	0
	Total	29	1	0
Middle KY	Lee	4	0	0
	Total	4	0	0
Multi-Purpose CAA	Bullitt	7	0	0
	Shelby	101	6	0
	Spencer	10	1	0
	Total	118	7	0
NKCAC	Carroll	27	1	0
	Gallatin	10	1	0
	Grant	1	0	0
	Owen	12	0	0
	Pendleton	6	0	0
	Total	56	2	0
Pennyriple	Caldwell	10	0	0
	Christian	10	0	0
	Crittenden	15	0	0
	Hopkins	68	0	0
	Livingston	12	2	0
	Lyon	19	0	0
	Muhlenberg	89	0	0
	Total	223	2	0
Tri County	Henry	27	0	0
	Oldham	49	2	0
	Trimble	12	2	0
	Total	88	4	0
West Kentucky Allied Services, Inc.	Ballard	16	2	0
	Hickman	8	0	0
	McCracken	5	1	0
	Total	29	3	0
Grand Total		3608	109	3

Agency	Benefit Type	County	Available	On Waitlist (Sept.)	Approved (Sept.)	Withdrawn (Sept.)	Rejected (Sept.)	Removed (Sept.)
Audubon Area Community	All-Electric	Henderson	0	0	0	0	0	0
		McLean	1	0	0	0	4	1

Services		Ohio	0	0	0	0	0	1
		Union	0	0	0	0	0	4
		Webster	0	0	0	0	0	0
		Total	1	0	0	0	4	6
Bell-Whitley	All-Electric	Bell	0	0	0	0	0	0
		Whitley	0	0	0	0	0	0
		Total	0	0	0	0	0	0
Blue Grass Community Action Partnership	All-Electric	Anderson	0	1	0	0	0	5
		Boyle	0	0	0	0	0	5
		Franklin	0	0	0	0	0	0
		Garrard	0	0	0	0	0	1
		Jessamine	0	1	0	0	0	0
		Lincoln	0	0	0	0	0	0
		Mercer	0	0	0	0	0	0
		Scott	0	0	0	0	0	2
		Woodford	0	0	0	0	1	1
		Total	0	2	0	0	1	14
Central Kentucky Community Action Council, Inc.	All-Electric	Grayson	0	0	0	0	0	0
		Hardin	0	7	0	0	0	2
		Larue	0	0	0	0	0	3
		Marion	0	0	0	0	0	0
		Nelson	0	0	0	0	0	0
		Washington	0	0	0	0	0	0
		Total	0	7	0	0	0	5
Community Action Council for Lexington-Fayette, Bourbon, Harrison and Nicholas Counties, Inc	All-Electric	Bourbon	0	0	0	0	0	0
		Fayette	1	0	0	0	14	42
		Harrison	0	1	0	0	0	1
		Nicholas	0	0	0	0	0	0
		Total	1	1	0	0	14	43
Community Action of Southern Kentucky	All-Electric	Barren	0	1	0	0	0	0
		Hart	0	0	0	0	1	2
		Total	0	1	0	0	1	2
Daniel Boone Community Action Agency	All-Electric	Clay	0	0	0	0	0	0
		Laurel	0	0	0	0	0	0
		Rockcastle	0	0	0	0	0	0
		Total	0	0	0	0	0	0
Foothills	All-Electric	Clark	1	0	0	0	2	6

		Estill	0	1	0	0	0	1
		Madison	0	0	0	0	0	3
		Total	1	1	0	0	2	10
Gateway Community Action	All-Electric	Bath	0	0	0	0	0	0
		Montgomery	0	0	0	0	0	0
		Rowan	0	0	0	0	0	0
		Total	0	0	0	0	0	0
Harlan Co. CAA	All-Electric	Harlan	0	0	0	0	0	0
		Total	0	0	0	0	0	0
KCEOC	All-Electric	Knox	0	0	0	0	0	1
		Total	0	0	0	0	0	1
Lake Cumberland	All-Electric	Adair	0	0	0	0	0	0
		Casey	0	0	0	0	0	0
		Green	0	0	0	0	0	0
		McCreary	0	0	0	0	0	0
		Pulaski	0	0	0	0	0	1
		Russell	0	0	0	0	0	0
		Taylor	0	0	0	0	0	1
		Total	0	0	0	0	0	2
Licking Valley	All-Electric	Bracken	0	0	0	0	0	1
		Fleming	0	0	0	0	0	0
		Mason	0	0	0	0	0	0
		Robertson	0	0	0	0	0	0
		Total	0	0	0	0	0	1
Middle KY	All-Electric	Lee	0	0	0	0	0	0
		Total	0	0	0	0	0	0
Multi-Purpose CAA	All-Electric	Bullitt	0	0	0	0	0	0
		Shelby	0	0	0	0	1	5
		Spencer	0	0	0	0	0	1
		Total	0	0	0	0	1	6
NKCAC	All-Electric	Carroll	0	0	0	0	0	1
		Gallatin	0	0	0	0	0	1
		Grant	0	0	0	0	0	0
		Owen	0	0	0	0	0	0
		Pendleton	0	0	0	0	0	0
		Total	0	0	0	0	0	2
Pennyrile	All-Electric	Caldwell	0	0	0	0	0	0
		Christian	0	0	0	0	0	0

		Crittenden	0	0	0	0	0	1
		Hopkins	0	0	0	0	0	1
		Livingston	0	0	0	0	1	0
		Lyon	0	0	0	0	0	0
		Muhlenberg	0	0	0	0	0	0
		Total	0	0	0	0	1	2
Tri County	All-Electric	Henry	0	0	0	0	0	1
		Oldham	0	0	0	0	0	1
		Trimble	0	0	0	0	0	0
		Total	0	0	0	0	0	2
West Kentucky Allied Services, Inc.	All-Electric	Ballard	0	0	0	0	0	0
		Hickman	0	0	0	0	0	0
		McCracken	0	0	0	0	0	1
		Total	0	0	0	0	0	1
Grand Total			3	12	0	0	24	97

Denial Reason	# Apps (Sept.)
Exceeds Maximum Allowable Income	1
Exceeds Maximum Number of Applications	6
System Message: The request was rejected by the vendor because of the following reason: Error: Account is a FINAL ACCOUNT	21
System Message: The request was rejected by the vendor because of the following reason: Error: Account is already enrolled on KHEA	1
System Message: The request was rejected by the vendor because of the following reason: Error: Electric service is disconnected	2

5. Agendas of any meeting between the administrator and utility, including any discussed or proposed program changes.

2020-2021 LG&E and KU Home Energy Assistance Program Meetings and Discussions

Date: December 3, 2020

Method: Virtual with CAK

Topics: Gas only slot allocation

Program Changes: Allow CAK to move slot allocation from county to county to fill number of gas only program slots

Date: December 15, 2020

Method: Virtual with CAK

Topics: HEA next steps; new HEA program prioritization requirements; and gas only slot allocations

Program Changes: For 2020-2021 HEA program year, poverty level will be the only parameter for program participant prioritizations

Date: December 17, 2020

Method: Virtual with CAK

Topics: Discuss program participant slot allocations for LG&E and KU HEA programs

Program Changes: Agreed to revised slot allocation totals per available HEA program funding – Exhibit A documents revised for LG&E and KU

Date: December 18, 2020

Method: Email with CAK (attached)

Topics: HEA Program report definitions

Program Changes: None

Date: January 8, 2021

Method: Virtual with CAK

Topics: HEA slot and enrollment process

Program Changes: Continue to work to fill all program slots

Date: February 5, 2021

Method: Virtual with CAK

Topics: Proper processing of annual shareholder contributions to the LG&E and KU HEA programs

Program: Reviewed process, no changes

Date: February 22, 2021

Method: Virtual with CAK

Topics: Discussion on HEA participants who move and does whole program participant removal process

Program Changes: None

Date: March 4, 2021

Method: Virtual with CAK

Topics: Discuss revised funding amounts for 2020-2021 LG&E and KU HEA programs

Program Changes: Revised Exhibit A documents for LG&E and KU

Date: June 11, 2021

Method: Virtual with CAK

Topics: Discuss 2020-2021 HEA programs and look for any improvements

Program Changes: None

Date: August 18, 2021

Method: Virtual with CAK

Topics: Discussed completion processes for 2020-2021 program year; Process improvements for transient customers; Re-allocation process for program slots; and Program prioritization

Program Changes: Agreed to make changes for transient customers and have program IT development in production by December 2021 before new program payments begin in January 2022.

Date: August 31, 2021

Method: Email with CAK

Topics: Program funding and slots for 2021-2022 HEA Program and 2021-2022 LG&E and KU HEA program marketing strategy

Program Changes: Will send initial program funding Exhibit A documents and Marketing Strategy for LG&E and KU HEA programs

Melton, Timothy

From: Danielle Childress (CAK)
Sent: Friday, December 18, 2020 9:23 AM
To: Melton, Timothy
Subject: CAK Reporting Definitions

Follow Up Flag: Follow up
Due By: Tuesday, December 22, 2020 7:00 AM
Flag Status: Flagged

EXTERNAL email. STOP and THINK before responding, clicking on links, or opening attachments.

Good morning Tim,

To follow up on our conversation from yesterday, I pulled together these definitions of terms that are shown on the daily slots report:

Approved / Approved Application - an Applicant who is approved after having applied and being determined as *eligible* to participate in an HEA program. To be Approved does not mean that Applicant will receive a benefit. An Approved Applicant is eligible to either placed into a SLOT when it becomes available or be provided another available benefit.

Enrolled / Enrollee- a status that indicates a Household's utility account has been assigned to a SLOT, pledge voucher or some other mechanism by which they will receive a benefit.

Removed- a status that indicates a Household who was Enrolled has been unenrolled. This may occur when a Household closes an account or moves out of a service territory. Typically occurs because of a utility action.

Withdrawn- A status that indicates a Household has opted to leave an HEA program. This is usually assumed to be voluntary. This may occur when a Household closes an account or moves out of a service territory.

Waitlist- A list of Households or utility accounts, who have applied and been determined to be eligible for a "SLOT". Applicants on a waitlist are prioritized. Applicants are selected and placed in a SLOT based on their Priority.

Rejected- An applicant that was approved based on eligibility and submitted to a utility but was not accepted or rejected for enrollment into a benefit program. This may occur when an Applicant was placed onto a waitlist and then their account closed.

Void / Voided Application- The status of an Application. Typically, an Application is Void or Voided because it contains an error and is "voided" so that it can be replaced with another Application

Definitions of denial reasons:

Reason	Desc
Excess Income	User selected
Excess Resources	User selected
Previous Assistance	User selected


No Crisis	User selected
Insufficient Information	User selected
Voluntarily Withdrew	User selected
Funds Expended	User selected
Other	User selected
Exceeds Maximum Benefit	Has received the full amount of benefits allowed for household, can also be user selected
Exceeds Maximum Number of Applications	Has received the max # apps allowed for household, can also be user selected
Exceeds Liquid Resources	Has more liquid resources than allowed per program, can also be user selected.
Incompatible benefit type	Used when an application was done with a benefit type/unit of measure that is not allowable per program, can also be user selected.
Expired Date	Pending app automatically denied based on the expired dates for the program type, can also be user selected.
Income outside of allowable income range	POP is below minimum threshold set by program, can also be user selected.
Exceeds maximum allowable income	POP is above max threshold set by program, can also be user selected.

Another note about the maximum application denial that you asked about yesterday. If a person is denied based on exceeding the maximum number of applications, they would already be on the waitlist, and would continue to be up for a slot. The max application denial would mean that they were already approved previously.

Please let me know if you have any other questions or concerns. Reach out anytime!

Thank you,

Danielle Childress
Technical Assistance Provider
Community Action Kentucky, Inc.



Melton, Timoth

From: Melton, Timothy
Sent: Wednesday, December 23, 2020 2:43 PM
To: roger [REDACTED]; 'Danielle Childress (CAK)'
Cc: Melton, Timothy; Schroeder, Andrea; Stethen, Julie
Subject: LG&E and KU Slot Adjustments
Attachments: Exhibit A - Program Funding - LGE - Revised Dec 2020 Final v1.docx; Exhibit A - Program Funding - KU - Revised Dec 2020 Final v1_.docx

Roger and Danielle,


I have worked internally to see what actual funding LG&E and KU will have available for the 2020-2021 HEA programs after sunseting the existing programs. It looks like we will have approximately \$400,000 more for KU and approximately \$250,000 less for LG&E for the HEA programs when compared to the original exhibits A's that we provided in August.

I have had the analyst who did the original Exhibit As prepare revised Exhibit As per the funding available. Please look at the new slot allotments and compare to what we have approved and see how we make sure all slots are filled. It appears that KU will have no problem filling the extra slots. Please review LG&E and compare to the adjusted slot allotment per county. For example, we could re-allocate what gas only slots not filled outside Jefferson County to Jefferson County since they have been more successful in accepting approved applications.

After reviewing, please share any concerns and also we wanted to do any slot adjustments before we did the prioritization.

If you have questions, please contact me. Wishing you a Happy Holiday season.

Timothy A. Melton
Manager | Customer Commitment | LG&E and KU



Melton, Timoth

From: Melton, Timothy
Sent: Tuesday, March 16, 2021 11:53 AM
To: 'Danielle Childress (CAK)'
Cc: roger [REDACTED]; Schroeder, Andrea; Melton, Timothy
Subject: Corrected Exhibit A's for LG&E and KU
Attachments: 2021 LGE and KU HEA Program Funding-March 2021.xlsx; Exhibit A - Program Funding - LGE - Revised Mar 2021 Final .docx; Exhibit A - Program Funding - KU - Revised Mar 2021 Final .docx


Danielle,

Per our recent discussion, I have attached corrected Exhibit A documents for LG&E and KU. The spreadsheet shows how we calculated the revised allowable administrative expense amounts and then transferred over to the new Exhibit A documents.

If you have any questions after reviewing, please contact me.

Thanks

Timothy A. Melton
Manager | Customer Commitment | LG&E and KU



Melton, Timothy

From: Danielle Childress (CAK)
Sent: Wednesday, March 24, 2021 11:55 AM
To: Melton, Timothy
Cc: Roger McCann (CAK)
Subject: KU/LGE HEA Funding

EXTERNAL email. STOP and THINK before responding, clicking on links, or opening attachments.

Good morning Tim,

Thank you for getting us those new exhibit A's. Due to the administrative funding correction, there were fewer total slots available on the KU side.

As of today, we have more customers enrolled into slots that are allowed for on the new exhibit A.


Exhibit A total slots: 3608
Total enrollments as of 3/24: 3620

We could remedy this by letting the natural drop off of customers continue and not replacing them with new clients until we get below 3608, and then maintain at that number by adding new clients when appropriate.

Inversely with LG&E there are now 31 more slots allowed than on the previous exhibit A, but we shouldn't have a problem filling those with existing applications.

Let me know how you want to proceed.

Danielle Childress
Technical Assistance Provider
Community Action Kentucky, Inc.



Kentucky Utilities Company
HEA Annual Report
12 Months Ending September 2021
Case No. 2019-00366

6. The following information for all residential customers, annually and by month:

Electric Only

	a. Average Balance Amount ¹	b. Average Monthly Bill Amount ²	c. Average Monthly Payment Amount	d. Average Monthly Usage - Electric kWh ²	e. Termination Notices Issued	f. Service Terminations ³	g. Amount of unique customers receiving a termination notice for nonpayment (i.e., if a customer receives one or more termination notices, this customer would only be counted as one)	h. Amount of unique customers with service terminated for nonpayment (i.e., if a customer has service terminated once, this customer would only be counted as one) ³
Oct-20	\$ 156.45	\$ 93.40	\$ 157.15	801	70,721	-	70,692	-
Nov-20	\$ 149.02	\$ 95.09	\$ 131.38	824	59,571	-	59,547	-
Dec-20	\$ 174.34	\$ 142.45	\$ 145.64	1,280	49,642	-	49,609	-
Jan-21	\$ 211.98	\$ 175.12	\$ 185.81	1,606	59,511	-	59,482	-
Feb-21	\$ 225.50	\$ 174.97	\$ 206.67	1,645	66,586	-	66,557	-
Mar-21	\$ 222.33	\$ 142.95	\$ 215.68	1,332	76,124	-	69,493	-
Apr-21	\$ 169.14	\$ 103.60	\$ 171.25	901	53,316	-	53,275	-
May-21	\$ 146.57	\$ 91.96	\$ 144.58	788	58,318	-	58,254	-
Jun-21	\$ 170.39	\$ 113.54	\$ 144.01	977	55,443	3,718	53,845	3,718
Jul-21	\$ 175.11	\$ 138.51	\$ 166.52	1,194	55,461	3,478	55,418	3,478
Aug-21	\$ 181.00	\$ 143.71	\$ 188.62	1,216	70,439	5,483	66,476	5,478
Sep-21	\$ 165.99	\$ 129.65	\$ 190.19	1,147	57,974	5,369	57,883	5,367
Annually	\$ 177.79	\$ 128.75	\$ 171.51	1,143	733,106	18,048	163,588	16,199

Notes:

1. The total monthly amount billed for a customer was used to calculate the averages. If a residential customer's account includes a GS service for a detached garage and/or an outdoor light, the charges for the GS service and/or outdoor light will be included in the total amount billed. The total amount billed is either the budget amount, if the customer participates in the Company's budget payment plan, or the sum of many items including current charges, arrearages, overpayments, late payment charges, and installment plan agreement.

2. The current monthly amount billed for a customer was used to calculate the averages. The current amount billed includes all charges for customers on:

Electric Tariff Sheet No. 5 Residential Service

Electric Tariff Sheet No. 6 Residential Time-of-Day Energy Service

Electric Tariff Sheet No. 7 Residential Time-of-Day Demand Service

Also, the overlap with the previous filing for the Oct-20 through Dec-20 period will show different values for this filing due to billing adjustments.

3. A termination moratorium was placed in effect starting Mid-March 2020, going until June 2021.

Kentucky Utilities Company
HEA Annual Report
12 Months Ending September 2021
Case No. 2019-00366

7. The information set forth in Item 6 for HEA program participants, annually and by month:

Electric Only

	a. Average Balance Amount ¹	b. Average Monthly Bill Amount ²	c. Average Monthly Payment Amount	d. Average Monthly Usage - Electric kWh ²	e. Termination Notices Issued	f. Service Terminations ³	g. Amount of unique customers receiving a termination notice for nonpayment (i.e., if a customer receives one or more termination notices, this customer would only be counted as one)	h. Amount of unique customers with service terminated for nonpayment (i.e., if a customer has service terminated once, this customer would only be counted as one) ³
Oct-20	\$ 78.16	\$ 88.23	\$ 108.05	735	542	-	542	-
Nov-20	\$ 127.85	\$ 98.85	\$ 104.61	853	657	-	657	-
Dec-20	\$ 115.79	\$ 154.68	\$ 105.75	1,394	338	-	338	-
Jan-21	\$ 288.95	\$ 197.66	\$ 115.78	1,831	1,747	-	1,747	-
Feb-21	\$ 315.94	\$ 199.32	\$ 127.44	1,892	1,654	-	1,653	-
Mar-21	\$ 338.37	\$ 160.72	\$ 146.37	1,514	2,229	-	2,050	-
Apr-21	\$ 232.73	\$ 112.03	\$ 133.44	986	1,541	-	1,540	-
May-21	\$ 165.27	\$ 95.39	\$ 132.25	821	1,381	-	1,378	-
Jun-21	\$ 199.42	\$ 108.35	\$ 136.69	919	1,484	71	1,447	71
Jul-21	\$ 191.62	\$ 126.11	\$ 124.87	1,070	1,534	90	1,533	90
Aug-21	\$ 144.15	\$ 130.29	\$ 139.45	1,083	1,153	96	1,101	95
Sep-21	\$ 77.65	\$ 120.27	\$ 134.95	1,048	837	67	837	67
Annually	\$ 217.55	\$ 134.01	\$ 131.79	1,196	15,097	324	3,936	295

Notes:

1. The total monthly amount billed for a customer was used to calculate the averages. If a residential customer's account includes a GS service for a detached garage and/or an outdoor light, the charges for the GS service and/or outdoor light will be included in the total amount billed. The total amount billed is either the budget amount, if the customer participates in the Company's budget payment plan, or the sum of many items including current charges, arrearages, overpayments, late payment charges, and installment plan agreement.

2. The current monthly amount billed for a customer was used to calculate the averages. The current amount billed includes all charges for customers on:

Electric Tariff Sheet No. 5 Residential Service

Electric Tariff Sheet No. 6 Residential Time-of-Day Energy Service

Electric Tariff Sheet No. 7 Residential Time-of-Day Demand Service

Also, the overlap with the previous filing for the Oct-20 through Dec-20 period will show different values for this filing due to billing adjustments.

3. A termination moratorium was placed in effect starting Mid-March 2020, going until June 2021.

Kentucky Utilities Company
HEA Annual Report
12 Months Ending September 2021
Case No. 2019-00366

8.	The average monthly benefit provided to participants through the program ¹	
	Electric Only	
	\$	-
Oct-20	\$	-
Nov-20	\$	-
Dec-20	\$	-
Jan-21	\$	88.00
Feb-21	\$	88.00
Mar-21	\$	88.00
Apr-21	\$	88.00
May-21	\$	-
Jun-21	\$	-
Jul-21	\$	88.00
Aug-21	\$	88.00
Sep-21	\$	88.00
Annually	\$	616.00

Note:

1. New Program is for seven months of the year. Benefit disbursements under the new program start in January 2021.

9. Copies of any outside independent audit conducted during the program year.

***COMMUNITY ACTION KENTUCKY,
INC.***

FINANCIAL AND COMPLIANCE AUDIT

JUNE 30, 2021

Community Action Kentucky, Inc.

**Independent Auditor's Report
with
Audited Financial Statements
and
Supplementary Information**

For the Year Ended June 30, 2021

Community Action Kentucky, Inc.
Table of Contents
June 30, 2021

Independent Auditor’s Report.....	1-2
-----------------------------------	-----

Financial Statements:

Statement of Financial Position	3
Statement of Activities.....	4
Statement of Functional Expenses	5
Statement of Cash Flows.....	6
Notes to the Financial Statements.....	7-16

Independent Auditor’s Report on Internal Control over Financial Reporting and on Compliance and Other Matters Based on an Audit of Financial Statements Performed in Accordance with Government Auditing Standards.....	17-18
---	-------

Single Audit:

Independent Auditor’s Report on Compliance for Each Major Program and Report on Internal Control Over Compliance in Accordance with the Uniform Guidance	19-20
--	-------

Supplementary Information

Schedule of Expenditures of Federal Awards	22
Schedule of Subrecipient Expenditures	23
Notes to the Schedule of Expenditures of Federal Awards.....	24-25
Schedule of Findings & Questioned Costs.....	26

Other Supplementary Schedules	27-31
-------------------------------------	-------

Independent Auditor's Report

To the Board of Directors
Community Action Kentucky, Inc.
101 Burch Court
Frankfort, KY 40601

Report on the Financial Statements

We have audited the accompanying financial statements of Community Action Kentucky, Inc., (a nonprofit organization), which comprise the statement of financial position as of June 30, 2021, and the related statements of activities, functional expenses, and cash flows for the year then ended, and the related notes to the financial statements.

Management's Responsibility for the Financial Statements

Management is responsible for the preparation and fair presentation of these financial statements in accordance with accounting principles generally accepted in the United States of America; this includes the design, implementation, and maintenance of internal control relevant to the preparation and fair presentation of financial statements that are free from material misstatement, whether due to fraud or error.

Auditor's Responsibility

Our responsibility is to express an opinion on these financial statements based on our audit. We conducted our audit in accordance with auditing standards generally accepted in the United States of America and the standards applicable to financial audits contained in *Government Auditing Standards*, issued by the Comptroller General of the United States. Those standards require that we plan and perform the audit to obtain reasonable assurance about whether the financial statements are free from material misstatement.

An audit involves performing procedures to obtain audit evidence about the amounts and disclosures in the financial statements. The procedures selected depend on the auditor's judgment, including the assessment of the risks of material misstatement of the financial statements, whether due to fraud or error. In making those risk assessments, the auditor considers internal control relevant to the entity's preparation and fair presentation of the financial statements in order to design audit procedures that are appropriate in the circumstances, but not for the purpose of expressing an opinion on the effectiveness of the entity's internal control. Accordingly, we express no such opinion. An audit also includes evaluating the appropriateness of accounting policies used and the reasonableness of significant accounting estimates made by management, as well as evaluating the overall presentation of the financial statements.

We believe that the audit evidence we have obtained is sufficient and appropriate to provide a basis for our audit opinion.

Opinion

In our opinion, the financial statements referred to above present fairly, in all material respects, the financial position of Community Action Kentucky, Inc. as of June 30, 2021, and the changes in its net

To the Board of Directors
Community Action Kentucky, Inc.
March 16, 2022
Page 2 of 2

assets and its cash flows for the year then ended in accordance with accounting principles generally accepted in the United States of America.

Emphasis of Matter

As discussed in Note 15 to the financial statements, in fiscal year ended June 30, 2021, Community Action Kentucky, Inc. adopted various new accounting guidance that had no financial statement effect. Our opinion is not modified with respect to these matters.

Other Matters

Other Information

Our audit was conducted for the purpose of forming an opinion on the financial statements as a whole. The accompanying supplementary information on pages 26 to 30 is presented for purposes of additional analysis and is not a required part of the financial statements. The accompanying Schedule of Expenditures of Federal Awards, as required by Title 2 U.S. Code of Federal Regulations (CFR) Part 200, Uniform Administrative Requirements, Cost Principles, and Audit Requirements for Federal Awards, is presented for purposes of additional analysis and is also not a required part of the financial statements. The accompanying supplementary information and the Schedule of Expenditures of Federal Awards are the responsibility of management and were derived from and relates directly to the underlying accounting and other records used to prepare the financial statements. The information has been subjected to the auditing procedures applied in the audit of the financial statements and certain additional procedures, including comparing and reconciling such information directly to the underlying accounting and other records used to prepare the financial statements or to the financial statements themselves, and other additional procedures in accordance with auditing standards generally accepted in the United States of America. In our opinion, the information is fairly stated, in all material respects, in relation to the financial statements as a whole.

Other Reporting Required by Government Auditing Standards

In accordance with *Government Auditing Standards*, we have also issued our report dated March 16, 2022, on our consideration of Community Action Kentucky, Inc.'s internal control over financial reporting and on our tests of its compliance with certain provisions of laws, regulations, contracts, and grant agreements and other matters. The purpose of that report is to describe the scope of our testing of internal control over financial reporting and compliance and the results of that testing, and not to provide an opinion on internal control over financial reporting or on compliance. That report is an integral part of an audit performed in accordance with *Government Auditing Standards* in considering Community Action Kentucky, Inc.'s internal control over financial reporting and compliance.

Calhoun & Company

Hopkinsville, Kentucky
March 16, 2022

Community Action Kentucky, Inc.
Statement of Financial Position
June 30, 2021

Assets

Current Assets

Cash & Cash Equivalents	\$ 462,472
Reimbursable Costs	4,483,214
Due from Sub-recipients	242,559
Prepaid Expenses	33,858
Total Current Assets	5,222,103

Other Assets

Investments	1,081,771
Notes Receivable (Noncurrent)	2,120
Total Other Assets	1,083,891

Property and Equipment

Property and Equipment Net of Accumulated Depreciation	1,441,200
Land	105,287
Total Property and Equipment	1,546,487

Total Assets	\$ 7,852,481
---------------------	---------------------

Liabilities and Net Assets

Current Liabilities

Accounts Payable	\$ 4,487,501
Accrued Compensation	132,148
Deferred Revenue	486,261
Total Current Liabilities	5,105,910

Total Liabilities	5,105,910
--------------------------	------------------

Net Assets

Without Donor Restrictions	2,746,571
With Donor Restrictions	-
Total Net Assets	2,746,571

Total Liabilities and Net Assets	\$ 7,852,481
---	---------------------

Community Action Kentucky, Inc.
Statement of Activities
For the Year Ended June 30, 2021

Changes in Net Assets Without Donor Restrictions

	Total
Revenue and Support:	
Grants/Contracts	\$ 100,746,006
Dues	18,116
Rental Income	22,800
Investment Income	218,611
Other	240,989
Total Revenue and Support Without Donor Restrictions	101,246,522
Expenses:	
Programs	
RCAP	560,826
LIHEAP	78,030,727
WX	125,699
CSBG	191,904
OCS	456,516
Kynect	3,923,877
Other	17,475,245
Supporting Services	338,845
Total Expenses	101,103,639
Increase (Decrease) in Net Assets Without Donor Restrictions	142,883
Net Assets at Beginning of the Year	2,603,688
Net Assets at End of Year	\$ 2,746,571

Community Action Kentucky, Inc.
Statement of Functional Expenses
For the Year Ended June 30, 2021

	RCAP	LIHEAP	WX	CSBG	OCS	Kynect	Other	Treasury	Totals
Salaries	\$ 319,233	\$ 241,270	\$ 10,450	\$ 95,686	\$ 63,197	\$ 78,991	\$ 72,163	\$ 39,404	\$ 920,394
Fringe Benefits	138,536	104,681	4,575	41,595	27,441	34,298	31,586	16,994	399,706
Professional Services	-	5,474	-	-	-	-	32,297	47,769	85,540
Consultants / Contracts	-	13,023	6,263	475	318,750	1,856	1,349	44,388	386,104
Education	680	-	-	1,215	4,244	-	-	3,879	10,018
Travel In State	17,631	-	-	119	2,014	-	-	102	19,866
Meeting	-	-	-	-	2,638	-	-	1,746	4,384
Telephone	480	-	-	-	-	-	-	50	530
Postage	20	8	-	-	267	1,765	-	482	2,542
Office Exp & Supplies	1,206	-	-	-	236	-	-	957	2,399
Publications	-	-	-	-	-	-	-	1,000	1,000
Dues/Fees	920	-	-	-	-	-	-	19,098	20,018
Insurance	-	-	-	-	-	-	-	(137)	(137)
Pollution Insurance	-	-	61,989	-	-	-	-	-	61,989
Printing	-	-	-	-	-	832	-	-	832
Marketing/Advertising	-	342	-	-	-	4,814	68	3,911	9,135
Repairs & Maintenance	-	18,859	-	2,851	-	-	201	1,103	23,014
IT Repairs & Maintenance	3,389	222,520	40,702	24,093	23,042	-	93,271	9,439	416,456
Depreciation	-	-	-	-	-	-	-	138,514	138,514
Equipment	6,141	-	-	-	-	-	-	-	6,141
Other	-	-	-	-	1,901	-	-	347	2,248
Indirect	72,590	49,248	1,720	25,870	12,786	16,528	15,143	(699)	193,186
Subrecipients	-	77,375,302	-	-	-	3,784,793	17,229,167	10,498	98,399,760
Total Expenses	<u>\$ 560,826</u>	<u>\$ 78,030,727</u>	<u>\$ 125,699</u>	<u>\$ 191,904</u>	<u>\$ 456,516</u>	<u>\$ 3,923,877</u>	<u>\$ 17,475,245</u>	<u>\$ 338,845</u>	<u>\$ 101,103,639</u>

The accompanying notes are an integral part of the financial statements.

Community Action Kentucky, Inc.
Statement of Cash Flows
For the Year Ended June 30, 2021

Cash Flows From Operating Activities:

Change in Net Assets	\$ 142,883
Adjustments to Reconcile Change in Net Assets to Net Cash Provided by Operating Activities:	
Depreciation	158,274
Unrealized Gain on Investments	(56,585)
Changes in Operating Assets and Liabilities:	
Decrease in Reimbursable Costs	611,293
Increase in Sub-recipient Receivables	(160,769)
Increase in Prepaid Expenses	(33,849)
Decrease in Accounts Payable	(511,597)
Increase in Deferred Revenue	88,572
Increase in Accrued Expenses	10,547
Total Adjustments	105,886
Net Cash Provided by Operating Activities	248,769
Cash Flows From Investing Activities:	
Cash Proceeds from Investments	15,484
Net Increase (Decrease) in Investments	(162,026)
Purchases of Property and Equipment	(63,605)
Net Cash Flows (Used) in Investing Activities	(210,147)
Net Increase in Cash	38,622
Cash and Cash Equivalents at Beginning of Year	423,850
Cash and Cash Equivalents at End of Year	\$ 462,472

Supplemental Disclosure of Cash Flow Information:

There were no noncash investing or financing activities for the year ended June 30, 2021.

Cash Paid During the Year Ended June 30, 2021 for:

Interest Paid	\$ -
Income Taxes	\$ -

Note 1 – Organization and Nature of the Operations

Community Action Kentucky, Inc. (“the Agency”) (a Kentucky nonprofit organization) is a multi-funded association of twenty-three (23) Community Action Agencies (CAA) in Kentucky. Each of these twenty-three CAA’s, has an Executive Director, or its equivalent, who serve as board members for Community Action Kentucky, Inc. The CAA’s are the predominate recipients of pass through funds from Community Action Kentucky, Inc. and thus related parties (See Note 11 of this report for further details). The Agency was formed in 1968 to provide a link between the CAA’s to better accomplish mutual goals and objectives. The responsibilities of the Agency include the development and administration of grants and contracts providing services in areas such as housing, water, wastewater management, crisis intervention, and low-income home improvements.

In prior years, the organization conducted its activities as Kentucky Association for Community Action, Inc. (KACA). In October 2007, the board approved, and the state granted a change of name to Community Action Kentucky, Inc.

The primary sources for flow through of funds are the Cabinet for Health and Family Services, State of Kentucky, and W.S.O.S. Community Action Commission.

The following programs are administered by the Agency:

Low Income Home Energy Assistance (LIHEAP)

The LIHEAP Grant is provided by the Kentucky Cabinet for Health and Family Services, Department of Social Insurance, to provide energy services including assistance with payment of utility bills, limited repairs of heating systems and provision of fuel, heaters, blankets, and certain other commodities. The Agency serves as a pass-through agency with the program services being provided by 23 sub-recipient organizations.

Water and Wastewater Program (RCAP)

The RCAP Grant is funded by an award from the U.S. Department of Health and Human Services, Office of Community Services. The WSOS Community Action, Inc., sponsor for the Great Lakes Rural Network, Inc., has contracted with the Agency to assist low-income families, small communities, and local officials to deal with water and wastewater problems affecting the poor. The water and wastewater program has activities in Illinois, Indiana, Kentucky, Michigan, Ohio, West Virginia, and Wisconsin.

Kynect Program

The Kynect Program provides assistance in applying for health insurance.

Home Energy Assistance Programs

The Agency, in conjunction with Community Action Agencies, operates energy assistance programs with multiple utilities that help households with utility benefits during the year.

Weatherization

The Weatherization program is funded by the federal Department of Energy (DOE) and, upon approval by CHFS, by a 15% transfer from the Low-Income Home Energy Assistance Program (LIHEAP) to Weatherization. The program is administered by the Kentucky Housing Corporation.

Note 2 – Summary of Significant Accounting Principles

Basis of Presentation – The financial statements are prepared using the accrual basis of accounting. Revenues and the related assets are recognized when earned rather than when received. Expense and the related liabilities are recognized when incurred rather than when the disbursements are made.

Resources are classified for accounting and financial reporting purposes into categories established according to their nature and purposes to ensure observance of limitations and restrictions placed on their use. The assets, liabilities, and net assets of the Agency are reported in two categories as follows:

Net Assets Without Donor Restrictions – Net assets available for use in general operations and not subject to donor restrictions. The only limits on net assets without donor restrictions are those resulting from the nature of the Agency and its purposes.

Net Assets With Donor Restrictions – Net assets subject to donor-imposed restrictions. Some donor-imposed restrictions are transitory in nature, such as those that will be met by the passage of time other events specified by the donor. Other donor-imposed restrictions are perpetual in nature, when the donor stipulates that resources be maintained in perpetuity. Donor-imposed restrictions are released when a restriction expires, that is, when the stipulated time period has elapsed, when the stipulated purpose for which the resource was restricted has been fulfilled, or both. The Agency did not have any Net Assets With Donor Restrictions during the year ended June 30, 2021.

Use of Estimates – The preparation of financial statements in conformity with generally accepted accounting principles requires management to make estimates and assumptions that affect the reported amounts of assets and liabilities and disclosures of contingent assets and liabilities at the date of the financial statements. Estimates also affect the reported amounts of revenues and expenses during the reported period. Actual events and results could differ from those assumptions and estimates.

Expenses – Expenses are reported using the accrual basis of accounting.

Revenue Recognition – Program service revenue is considered available for the Agency's general programs unless specifically restricted by donors or grantors. Interest income related to housing notes is recorded when received. Accrued interest on such notes is considered immaterial and is not disclosed. Grant and contract revenue under cost reimbursement grants or contracts is recorded when an expense is incurred for specific grant or contract supported programs or projects in a manner defined by applicable grants or contracts. Grant or contract funding received that does not meet the criteria for revenue recognition described above are deferred using the deposit method. Under the deposit method, cash received from grants or contracts is classified as deferred revenue (a refundable deposit) in the liability section of the statements of financial position, and revenue recognition is deferred until the requirements detailed above are met.

Cash and Cash Equivalents – For the purposes of the statement of cash flows, highly liquid investments with an initial maturity of three months or less are considered to be cash equivalents.

Accounts and Notes Receivable – Accounts and notes receivable are stated at their outstanding principal. Both accounts and notes receivable are considered by management to be fully collectible and, accordingly, no allowance for doubtful accounts is considered necessary. In making that determination, management evaluated the financial condition of the borrowers, the estimated value of the underlying collateral and current economic conditions. Based on management's assessment of the credit history and current, the Agency, believes realization of losses, if any, will be immaterial.

Community Action Kentucky, Inc.
Notes to the Financial Statements, Continued
For the Year Ended June 30, 2021

Note 2 – Summary of Significant Accounting Principles (Continued)

Accrued Compensation – It is the policy of the Agency that annual leave time is accrued and payable on termination of employment and sick leave is not accrued since it is not paid upon termination of employment. As of June 30, 2021, the Agency had unpaid annual leave and salary of \$132,148.

Functional Expenses – Directly identified expenses are charged to programs and support services. The Agency adheres to the AICPA Industry Audit Guide in reporting expenses by their functional classification. Accordingly, salaries, fringe benefits, professional fees, supplies and other expenses have been allocated to functional classifications based on various factors.

Investments – Investments are presented at their fair value as determined by reference to quoted market prices. Related realized and unrealized gains and losses are reflected in the statement of activities.

Property & Equipment – Property and equipment acquired with unrestricted revenues are stated at cost, if purchased or at fair value at the date of gift, if donated, less accumulated depreciation. Additions with a cost of fair value of less than \$500 are expensed.

Note 3 – Concentrations of Credit Risk

In the current year, a significant amount of funding was provided by a few major contributors. It is always considered reasonably possible that grantors might be lost or funding could be reallocated in the near term. Approximately 99% of the Agency's revenue was earned under various contracts (grants), approximately 77% from US Department of Health and Human Services. The Agency's market is concentrated in the geographic area of Kentucky.

The Agency maintains its cash balances in local bank deposit accounts. The daily balances for most of the year were uncollateralized, and at times were uninsured by as much as \$8,526,524. When the Agency receives funding, it is usually spent within least three days of receipt.

Note 4 – Income Taxes

The Agency is exempt from federal income taxes under Section 501(c)(3) of the Internal Revenue code, except from income derived from unrelated business activities. At June 30, 2021, the Agency has no estimated liability on unrelated business activities. The Agency believes that it has appropriate support for any tax position taken, and as such, does not have any uncertain tax positions that are material to the financial statements. The Agency's Federal Exempt Organization Business Income Tax Return (Form 990) for 2019, 2018, and 2017 are subject to examination by the IRS, generally for three years after they were filed.

Community Action Kentucky, Inc.
Notes to the Financial Statements, Continued
For the Year Ended June 30, 2021

Note 5 – Investments

Community Action Kentucky, Inc. determines fair value based on the price that would be received to sell the asset or paid to transfer the liability to a market participant. Investments consisted of the following at June 30, 2021:

	Cost	Fair Value
Stocks	\$ 433,642	\$ 438,871
Bond Funds	449,791	450,744
Equity Funds	156,834	192,156
Total	<u>\$ 1,040,267</u>	<u>\$ 1,081,771</u>

A three-tier fair value hierarchy prioritizes the inputs used in measuring fair value. These tiers include the following categories:

- Level 1: Quoted market prices in active markets for identical assets or liabilities. An active market for the asset or liability is a market in which the transaction for the asset or liability occurs with sufficient frequency and volume to provide pricing information on an ongoing basis.
- Level 2: Observable market-based inputs or unobservable inputs that are corroborated by market data, such as quoted prices for similar assets or liabilities or model-derived valuations.
- Level 3: Unobservable inputs that are not corroborated by market data. These inputs reflect an Agency's own assumptions about the assumptions a market participant would use in pricing the asset or liability.

The asset or liability's fair value measurement level within the fair value hierarchy is based on the lowest level of any input that is significant to the fair value measurement. The standard requires certain valuation methodologies be used for instruments measured at fair value on a recurring basis and recognized in the Agency's statement of financial position, as well as the general classification of such instruments pursuant to the above valuation hierarchy. All investments are Level 1 investments.

At June 30, 2021, the Agency's trading securities had a fair value of \$1,081,771, of which, all was determined based on quoted prices in active markets for identical assets (Level 1).

Realized and unrealized gains and losses included in the change in net assets for the year ended June 30, 2021 are reported in the accompanying statement of activities as follow:

Interest & Dividend Income	\$ 33,039
Realized Gains(Losses)	128,987
Unrealized Gains(Losses)	<u>56,585</u>
Total Investment Income	<u>\$ 218,611</u>

Community Action Kentucky, Inc.
Notes to the Financial Statements, Continued
For the Year Ended June 30, 2021

Note 6 – Notes Receivable

The unpaid notes receivable balance was comprised of one revolving loan totaling \$2,120 and management considers it to be noncurrent.

Note 7 – Property and Equipment

Property and equipment consisted of the following at June 30, 2021:

Land	\$ 105,287
Office Equipment	1,465,511
Building	780,540
Total Depreciable Assets	<u>2,351,338</u>
Less: Accumulated Depreciation	<u>(804,851)</u>
Net Property, Plant & Equipment	<u><u>\$ 1,546,487</u></u>

Depreciation is computed using the straight-line method over the estimated useful life of the respective asset. Depreciation expense totaled \$158,274, of which \$138,514 was direct and \$19,760 was included in indirect expenses for the year ended June 30, 2021.

Note 8 – Multi-Employer Plans

Plan Description

In connection with the Agency's agreements with Kentucky Retirement Systems – County Employee Retirement System (CERS) and the Insurance Trust Fund (ITF), the Agency participates with other Agencies in the State in a defined benefit pension plan and post-retirement plan. This multi-employer plan covers all of the Agency's employees who are eligible to participate. The risks of participating in these multi-employer plans are different from single-employer plans in the following aspects:

1. Assets contributed to the multi-employer plans by one employer may be used to provide benefits to employees of other participating employers.
2. If a participating employer stops contributing to the plan, the unfunded obligations of the plan may be borne by the remaining participating employers.
3. If the Agency chooses to stop participating in its multi-employer plan, it may be required to pay those plans an amount based on the unfunded status of the plan, referred to as a withdrawal liability. At this time, the Agency has not established any liabilities because withdrawal from this plan is not probable.

The amount shown below as "actuarial accrued liability" is a standardized disclosure measure of the present value of pension benefits, adjusted for the effects of projected salary increases estimated to be payable in the future as a result of employee service to date. The measure is the actuarial present value of credited projected benefits and is intended to help users assess the System's funding status on a going-concern basis, assess progress made in accumulating sufficient assets to pay benefits when due, and make comparisons among public employee retirement systems (PERS). The measure is independent of the actuarial funding method used to determine contributions to the System.

Note 8 – Multi-Employer Plans (Continued)

Pension Plan

Vesting in the retirement benefit begins immediately upon entry into the System. The participant has a fully vested interest after the completion of sixty months of service, twelve of which are current service. At a minimum, terminated employees are refunded their contributions with credited interest at 3% compounded annually through June 30, 1981, 6% thereafter through June 30, 1986, and 4% thereafter. All required contributions were paid at year end or within thirty (30) days thereafter. The percentage of the Agency's contributions to total employers' contribution in the CERS for the fiscal year ended June 30, 2021, is not known. For the fiscal year ended June 30, 2020, the Agency provided less than 1% of the total contributions to the plan.

The CERS Non-Hazardous total actuarial accrued liability was \$14,697,244,000 and the net assets available for the benefits were \$7,027,327,000 as of June 30, 2020, which is the latest information available.

Post-Employment Retirement Benefits

KRS contributes toward the monthly insurance premium based on years of service and type of service. For participants beginning prior to July 1, 2003, KRS will pay a percentage of the monthly contribution rate for medical insurance coverage. For participants beginning between July 1, 2003 and August 31, 2008, eligibility for insurance benefits shall not be provided until the member has earned at least 120 months of service. For non-hazardous members, KRS will contribute \$10 per month for insurance for each year of earned service. For participants beginning on or after September 1, 2008, eligibility for insurance benefits shall not be provided until the member has earned at least 180 months of service. For non-hazardous members, KRS will contribute \$10 per month for insurance for each year of earned service. The percentage of the Agency's contributions to total employers' contribution in the insurance plan for the fiscal year ended June 30, 2021 is not known. For the fiscal year ended June 30, 2020, the Agency provided less than 1% of the total contributions to the plan.

The ITF Non-Hazardous total actuarial accrued liability was \$4,996,309,000 and the net assets available for the benefits was \$2,581,613,000 as of June 30, 2020, which is the latest information available.

Other Information

The Agency's participation in the plan for the years ended June 30, 2021 and 2020 is outlined in the table below. The "EIN/Pension Plan Number" column provides the Employee Identification Number (EIN) and the three-digit plan number assigned to the plan by the Internal Revenue Service.

Form 5500 is not required for this plan.

Unless otherwise noted, the most recent "Pension Protection Act (PPA) Zone Status" available in 2021 and 2020 is for the plan's year end at June 30, 2020 and 2019, respectively. The zone status is based on information that the Agency received from the Plan. A plan in the "red" zone has been determined to be in "critical status", based on the criteria established in the Tax Code and is generally less than 65% funded. A plan in the "yellow" zone has been determined to be in "endangered status", based on criteria established in the Tax Code and is generally less than 80% funded. A plan in the "green" zone is generally at least 80% funded.

Community Action Kentucky, Inc.
Notes to the Financial Statements, Continued
For the Year Ended June 30, 2021

Note 8 – Multi-Employer Plans (Continued)

The “FIP/RP Status Pending / Implemented” column indicates a plan for which a financial improvement plan (FIP), as required under the Code to be adopted by a plan in the “yellow” zone, or a Rehabilitation Plan (RP), as required under the Code to be adopted by a plan in the “red” zone, is either pending or has been implemented.

The “Surcharge Imposed” column indicates whether the Agency’s contribution rate for 2021 included an amount in addition to the contribution rate specified in the applicable collective bargaining agreement, as imposed by a plan in “critical status”, in accordance with the requirements of the Code. The last column lists the expiration dates of the collective bargaining agreements to which the plan is subject. Finally, there have been no significant changes that affect the comparability of 2021 and 2020 contributions.

Pension Fund	EIN/Pension Plan Number	PPA Zone Status		FIP/RP Status Pending/ Implemented	Contributions of Agency		Surcharge Imposed	Expiration Date of Collective Bargaining Agreement
		June 30, 2020	2019		June 30, 2021	2020		
KRS - CERS	32-0041688	Red	Red	N/A	\$ 167,272	\$ 193,033	N/A	N/A
KRSITF	01-0913714	Red	Red	N/A	\$ 41,255	\$ 32,845	N/A	N/A

Note 9 – Non-Compliance with Grantor or Donor Restrictions

Financial awards from federal, state, and local governmental entities in the form of grants are subject to specific audit. Such audits could result in claims against the Agency for disallowed costs or noncompliance with grantor restrictions. No provision has been made for any liabilities that may arise from such audits since the amounts, if any, cannot be determined. However, management believes that if such audits arise, all steps have been followed to ensure compliance with each grantor or donor restrictions as defined by contractual agreements as of June 30, 2021.

Note 10 – Operating Lease

The Agency entered into a long-term operating lease with Mail Finance for the use of office equipment on August 1, 2016. The lease requires monthly payments of \$65. The lease term is for 63 months, scheduled to expire in 2022. Lease expense during 2020-2021 totaled \$775.

Future minimum rental payments required under this operating lease are as follows:

Year Ended June 30,	
2022	\$ 323
2023	-
2024	-
2025	-
2026	-
Total	<u>\$ 323</u>

Community Action Kentucky, Inc.
Notes to the Financial Statements, Continued
For the Year Ended June 30, 2021

Note 11 – Related Entities

There are 23 Community Action Agencies that make up 6 congressional districts. Community Action Kentucky, Inc.'s Board of Directors is also the executive director or an authorized agent of one of these 23 community action agencies. The Agency provides technical support, lobbying and administrative support and in return receives membership dues totaling \$18,116 for the year ended June 30, 2021. The Agency has no ownership or voting interests in these local chapters with limited control over how the local chapters carry out certain activities by means of subcontract agreements. Subcontract expense passed-through to related community action agencies totaled \$98,399,760, of which \$92,221,895 was federal funds for the year ended June 30, 2021.

Note 12 – Liquidity

Financial assets available for general expenditure that is, without donor or other restrictions limiting their use, within one year of June 30, 2021 are:

Financial Assets	
Cash & Cash Equivalents	\$ 462,472
Reimbursable Costs	4,483,214
Due from Sub-recipients	242,559
Prepaid Expenses	33,858
Total Financial Assets	<u>\$ 5,222,103</u>
Less financial assets held to meet donor imposed restrictions	-
Less financial assets not available within one year	-
Less board designated funds	-
Amounts available for general expenses within one year	<u><u>\$ 5,222,103</u></u>

Note 13 – Subsequent Events

Management did not indicate financially impacting information regarding subsequent events. Subsequent events were evaluated through March 16, 2022, which is the date the financial statements were available to be issued. Material subsequent events, if any, are disclosed in a separate footnote to these financial statements.

Note 14 – Net Assets

Net assets consist of the following at June 30, 2021:

Net Assets Without Donor Restrictions	
Undesignated	\$ 1,200,084
Net Investment in Property and Equipment	1,546,487
Total Net Assets Without Donor Restrictions	<u>2,746,571</u>
Total Net Assets	<u><u>\$ 2,746,571</u></u>

Note 14 – Net Assets, (Continued)

Net Assets Without Donor Restrictions consist of the following:

Undesignated: Undesignated net assets are not restricted by the grantor or donor and are not designated by the Board of Directors. These funds are available to be used at the Board of Director's or Management's discretion for the general operation of the Agency.

Net Investment in Property and Equipment: Fixed assets that are not restricted by the grantor or donor and are not designated by the Board of Directors are considered a net investment in property and equipment.

Net Assets With Donor Restrictions consist of the following:

The Agency did not have any Net Assets With Donor Restrictions at June 30, 2021.

Note 15 – Change in Accounting Principles

For fiscal year ended June 30, 2021, the following accounting standards were implemented by the Agency. The Agency has assessed the new standards and has determined that there was no financial statement impact.

ASC 310-20, Receivables - Nonrefundable Fees and Other Costs

ASU 2017-08 Premium Amortization on Purchased Callable Debt Securities

ASC 606, Revenue from Contracts with Customers

ASC 610-20, Other Income - Gains and Losses from the Derecognition of Nonfinancial Assets

ASU 2014-09 Revenue from Contracts with Customers

ASU 2015-14 Deferral of the Effective Date

ASU 2016-08 Principal versus Agent Considerations (Reporting Revenue Gross versus Net)

ASU 2016-10 Identifying Performance Obligations and Licensing

ASU 2016-12 Narrow-Scope Improvements and Practical Expedients

ASU 2016-20 Technical Corrections and Improvements to Topic 606, Revenue from Contracts with Customers

ASU 2017-05 Clarifying the Scope of Asset Derecognition Guidance and Accounting for Partial Sales of Nonfinancial Assets

ASU 2020-05 Effective Dates for Certain Entities

ASC 718, Compensation - Stock Compensation

ASU 2018-07 Improvements to Nonemployee Share-Based Payment Accounting

ASU 2019-08

Codification Improvements - Share-Based Consideration Payable to a Customer

Note 15 – Change in Accounting Principles (Continued)

ASC 815, Derivatives and Hedging

ASU 2017-11 Accounting for Certain Financial Instruments with Down Round Features

ASU 2018-16 Inclusion of the Secured Overnight Financing Rate (SOFR) Overnight Index Swap (OIS) Rate as a Benchmark Interest Rate for Hedge Accounting Purposes

ASC 820, Fair Value Measurement

ASU 2018-13 Disclosure Framework - Changes to the Disclosure Requirements for Fair Value Measurement

ASC 825, Financial Instruments

ASU 2019-04 Codification Improvements to Topic 825

ASC 848, Reference Rate Reform

ASU 2020-04 Facilitation of the Effects of Reference Rate Reform on Financial Reporting

ASC 853, Service Concession Arrangements

ASU 2017-10 Determining the Customer of the Operation Services

ASC 958, Not-for-Profit Entities

ASU 2019-03 Updating the Definition of Collections

Other

ASU 2018-09 Codification Improvements

ASU 2020-03 Codification Improvements to Financial Instruments

**Independent Auditor's Report on Internal Control over Financial Reporting and on
Compliance and Other Matters Based on an Audit of Financial Statements
Performed in Accordance with *Government Auditing Standards***

To the Board of Directors
Community Action Kentucky, Inc.
101 Burch Court
Frankfort, KY 40601

We have audited, in accordance with the auditing standards generally accepted in the United States of America and the standards applicable to financial audits contained in *Government Auditing Standards* issued by the Comptroller General of the United States, the financial statements of Community Action Kentucky, Inc. (a nonprofit organization), which comprise the statement of financial position as of June 30, 2021, and the related statements of activities, functional expenses and cash flows for the year then ended, and the related notes to the financial statements, and have issued our report thereon dated March 16, 2022.

Internal Control over Financial Reporting

In planning and performing our audit of the financial statements, we considered Community Action Kentucky, Inc.'s internal control over financial reporting (internal control) to determine the audit procedures that are appropriate in the circumstances for the purpose of expressing our opinion on the financial statements, but not for the purpose of expressing an opinion on the effectiveness of Community Action Kentucky, Inc.'s internal control. Accordingly, we do not express an opinion on the effectiveness of the Organization's internal control.

A *deficiency in internal control* exists when the design or operation of a control does not allow management or employees, in the normal course of performing their assigned functions, to prevent, or detect and correct, misstatements on a timely basis. A *material weakness* is a deficiency, or a combination of deficiencies, in internal control, such that there is a reasonable possibility that a material misstatement of the entity's financial statements will not be prevented or detected and corrected on a timely basis. A *significant deficiency* is a deficiency, or a combination of deficiencies, in internal control that is less severe than a material weakness, yet important enough to merit attention by those charged with governance.

Our consideration of internal control was for the limited purpose described in the first paragraph of this section and was not designed to identify all deficiencies in internal control that might be material weaknesses or significant deficiencies. Given these limitations, during our audit we did not identify any deficiencies in internal control that we consider to be material weaknesses. However, material weaknesses may exist that have not been identified.

Compliance and Other Matters

As part of obtaining reasonable assurance about whether Community Action Kentucky, Inc.'s financial statements are free from material misstatement, we performed tests of its compliance with certain provisions of laws, regulations, contracts, and grant agreements, noncompliance with which could have a direct and material effect on the determination of financial statement amounts. However, providing an opinion on compliance with those provisions was not an objective of our audit, and accordingly, we do

To the Board of Directors
Community Action Kentucky, Inc.
March 16, 2022
Page 2 of 2

not express such an opinion. The results of our tests disclosed no instances of noncompliance or other matters that are required to be reported under *Government Auditing Standards*.

Purpose of this Report

The purpose of this report is solely to describe the scope of our testing of internal control and compliance and the results of that testing, and not to provide an opinion on the effectiveness of the organization's internal control or on compliance. This report is an integral part of an audit performed in accordance with *Government Auditing Standards* in considering the organization's internal control and compliance. Accordingly, this communication is not suitable for any other purpose.

Calkoun & Company

Hopkinsville, Kentucky
March 16, 2022

**Independent Auditor's Report on Compliance for Each
Major Program and Report on Internal Control Over Compliance
In Accordance with the Uniform Guidance**

To the Board of Directors
Community Action Kentucky, Inc.
101 Burch Court
Frankfort, KY 40601

Report on Compliance for Each Major Federal Program

We have audited Community Action Kentucky, Inc.'s compliance with the types of compliance requirements described in the *OMB Compliance Supplement* that could have a direct and material effect on each of Community Action Kentucky, Inc.'s major federal programs for the year ended June 30, 2021. Community Action Kentucky, Inc.'s major federal programs are identified in the summary of auditor's results section of the accompanying schedule of findings and questioned costs.

Management's Responsibility

Management is responsible for compliance with federal statutes, regulations, and the terms of and conditions applicable to its federal award programs.

Auditor's Responsibility

Our responsibility is to express an opinion on compliance for each of Community Action Kentucky, Inc.'s major federal programs based on our audit of the types of compliance requirements referred to above. We conducted our audit of compliance in accordance with auditing standards generally accepted in the United States of America; the standards applicable to financial audits contained in *Government Auditing Standards*, issued by the Comptroller General of the United States; and the audit requirements of Title 2 U.S. *Code of Federal Regulations* Part 200, *Uniform Administrative Requirements, Cost Principles, and Audit Requirements for Federal Awards* (Uniform Guidance). Those standards and the Uniform Guidance require that we plan and perform the audit to obtain reasonable assurance about whether noncompliance with the types of compliance requirements referred to above that could have a direct and material effect on a major federal program occurred. An audit includes examining, on a test basis, evidence about Community Action Kentucky, Inc.'s compliance with those requirements and performing such other procedures as we considered necessary in the circumstances.

We believe that our audit provides a reasonable basis for our opinion on compliance for each major federal program. However, our audit does not provide a legal determination of Community Action Kentucky, Inc.'s compliance.

Opinion on Each Major Federal Program

In our opinion, Community Action Kentucky, Inc. complied, in all material respects, with the types of compliance requirements referred to above that could have a direct and material effect on each of its major federal programs for the year ended June 30, 2021.

Report on Internal Control over Compliance

Management of Community Action Kentucky, Inc. is responsible for establishing and maintaining effective internal control over compliance with the types of compliance requirements referred to above. In

To the Board of Directors
Community Action Kentucky, Inc.
March 16, 2022
Page 2 of 2

planning and performing our audit of compliance, we considered Community Action Kentucky, Inc.'s internal control over compliance with the types of requirements that could have a direct and material effect on each major federal program to determine the auditing procedures that are appropriate in the circumstances for the purpose of expressing an opinion on compliance for each major federal program and to test and report on internal control over compliance in accordance with Uniform Guidance, but not for the purpose of expressing an opinion on the effectiveness of internal control over compliance. Accordingly, we do not express an opinion on the effectiveness of Community Action Kentucky, Inc.'s internal control over compliance.

A deficiency in internal control over compliance exists when the design or operation of a control over compliance does not allow management or employees, in the normal course of performing their assigned functions, to prevent, or detect and correct, noncompliance with a type of compliance requirement of a federal program on a timely basis. A *material weakness in internal control over compliance* is a deficiency, or combination of deficiencies, in internal control over compliance, such that there is a reasonable possibility that material noncompliance with a type of compliance requirement of a federal program will not be prevented, or detected and corrected, on a timely basis. A *significant deficiency in internal control over compliance* is a deficiency, or a combination of deficiencies, in internal control over compliance with a type of compliance requirement of a federal program that is less severe than a material weakness in internal control over compliance, yet important enough to merit attention by those charged with governance.

Our consideration of internal control over compliance was for the limited purpose described in the first paragraph of this section and was not designed to identify all deficiencies in internal control over compliance that might be material weaknesses or significant deficiencies. We did not identify any deficiencies in internal control over compliance that we consider to be material weaknesses. However, material weaknesses may exist that have not been identified.

The purpose of this report on internal control over compliance is solely to describe the scope of our testing of internal control over compliance and the results of that testing based on the requirements of Uniform Guidance. Accordingly, this report is not suitable for any other purpose.

Calhoun & Company

Hopkinsville, Kentucky
March 16, 2022

SUPPLEMENTAL INFORMATION

Community Action Kentucky, Inc.
Schedule Of Expenditures Of Federal Awards
For the Year Ended June 30, 2021

Grant	Pass-Through Grantor	Federal CFDA Number	Pass Through Grant Number	Grant Period Ending	Sub-recipients	Federal Award Expenditures
U.S. Department of Health and Human Services:						
Community Service Block Grant	KY Cabinet for Health & Family Services	93.569	736-2000001658	6/30/21	\$	\$ 191,878
CSBG - CARES	KY Cabinet for Health & Family Services	93.569	736-2000001658	6/30/21		26
RPIC	Office of Community Services	93.569	90ET047601	9/29/20		116,651
RPIC - CARES	Office of Community Services	93.569	90ET0476013	9/29/20		60,542
RPIC	Office of Community Services	93.569	90ET047602	9/29/21		279,323
				Total 93.569	-	648,420
Low Income Home Energy Assistance Program	KY Cabinet for Health & Family Services	93.568	736-2000001658	6/30/21	77,375,302	78,030,727
LIHEAP-Weatherization	Kentucky Housing Corporation	93.568	LH21-0073-02	6/30/21		79,612
				Total 93.568	77,375,302	78,110,339
HHS-RCAP	W.S.O.S Community Action Comm.	93.570	PY 19/20	9/30/20		39,945
HHS-RCAP	W.S.O.S Community Action Comm.	93.570	PY 20/21	9/30/21		103,037
				Total 93.570	-	142,982
Total U.S. Department of Health and Human Services					77,375,302	78,901,741
U.S. Department of Treasury:						
Healthy at Home	KY Cabinet for Health & Family Services	21.019	736-2000001658	6/30/21	14,846,593	14,873,380
Total U.S. Department of Treasury					14,846,593	14,873,380
U.S. Department of Energy:						
Weatherization - DOE	Kentucky Housing Corporation	81.042	WX21-0373-02	6/30/20		46,086
Total U.S. Department of Energy					-	46,086
U.S. Department of Agriculture:						
RCDI-RCAP		10.446	PY 19/22	9/4/22		14,242
				Total 10.446	-	14,242
RCAP-Technitrain	W.S.O.S Community Action Comm.	10.761	PY 19/20	8/31/20		37,605
RCAP-Technitrain	W.S.O.S Community Action Comm.	10.761	PY 20/21	8/31/21		119,188
RCAP-Technitrain GIS	W.S.O.S Community Action Comm.	10.761	PY 19/20	8/31/20		12,849
RCAP-Technitrain GIS	W.S.O.S Community Action Comm.	10.761	PY 20/21	8/31/21		28,410
				Total 10.761	-	198,052
Solid Waste 2 - RCAP	W.S.O.S Community Action Comm.	10.762	PY 19/20	9/30/20		8,920
Solid Waste 2 - RCAP	W.S.O.S Community Action Comm.	10.762	PY 20/21	9/30/21		42,761
				Total 10.762	-	51,681
Community Facilities - RCAP		10.766	PY 17/21	9/21/20		1,826
Community Facilities - RACP		10.766	PY 20/23	9/21/23		4,755
Community Facilities Disasters - RCAP		10.766	PY 20/23	9/21/23		8,599
				Total 10.766	-	15,180
Total U.S. Department of Agriculture					-	279,155
Environmental Protection Agency:						
EPA - DW - RCAP	W.S.O.S Community Action Comm.	66.424	PY 18/21	9/30/21		74,367
EPA - DW - RCAP	W.S.O.S Community Action Comm.	66.424	PY 20/22	9/30/22		30,168
				Total 66.424	-	104,535
EPA - WW - RCAP	W.S.O.S Community Action Comm.	66.436	PY 18/21	9/30/21		15,470
EPA - WW - RCAP	W.S.O.S Community Action Comm.	66.436	PY 20/22	9/30/22		10,393
				Total 66.436	-	25,863
EPA - CD - RCAP	W.S.O.S Community Action Comm.		PY 20/22	9/30/22	-	3,598
					-	3,598
Total U.S. Environmental Protection Agency					-	133,996
Total Expenditures of Federal Awards					\$ 92,221,895	\$ 94,234,358

CAK
Schedule of Subrecipient Expenditures
For the Year Ended June 30, 2021

	LIHEAP	Healthy at Home		Non-Federal				
	93,568	21,019	Total Federal	Kynect	HEA	Team KY Fund	Treasury	Total
Audubon Area	\$ 3,622,155	\$ 659,353	\$ 4,281,508	\$ 472,967	\$ 3,125	\$ 23,849	\$ -	\$ 4,781,449
Bell-Whitley CAA	1,906,129	364,321	2,270,450	-	5,650	6,804	374	2,283,278
Big Sandy CAP	4,163,622	1,370,726	5,534,348	-	18,450	29,202	633	5,582,633
Blue Grass CAA	3,642,679	559,744	4,202,423	189,897	22,012	77,949	684	4,492,965
Central Ky CAA	3,689,596	681,553	4,371,149	-	7,775	81,262	644	4,460,830
Daniel Boone CAA	5,178,289	898,850	6,077,139	-	5,045	19,611	533	6,102,328
Gateway CAA	1,605,109	442,001	2,047,110	168,324	4,950	22,628	329	2,243,341
Harlan Co CAA	1,262,971	227,134	1,490,105	-	2,250	6,021	330	1,498,706
KCEOC CAP	1,817,965	314,644	2,132,609	-	2,834	3,644	241	2,139,328
Foothills CAP	2,640,617	530,795	3,171,412	332,918	17,199	37,458	466	3,559,453
LKLP CAA	3,576,548	842,628	4,419,176	-	12,375	15,415	382	4,447,348
Lake Cumberland CAA	6,517,740	1,241,596	7,759,336	219,849	5,425	53,756	756	8,039,122
CAC - Lexington	3,213,842	461,317	3,675,159	316,951	129,487	124,283	794	4,246,674
Licking Valley CAP	1,417,896	363,448	1,781,344	115,548	1,000	4,673	185	1,902,750
Louisville Metro	9,720,538	1,785,382	11,505,920	-	86,884	488,477	1,215	12,082,496
Middle Ky CAP	2,258,900	654,298	2,913,198	-	1,750	1,272	271	2,916,491
Multi-Purpose CAA	835,599	121,344	956,943	-	7,632	12,218	406	977,199
Northeast Ky CAA	4,319,048	946,248	5,265,296	249,405	29,584	25,974	216	5,570,475
Northern Ky CAC	3,476,405	470,719	3,947,124	706,240	39,077	119,725	272	4,812,438
Pennyrile Allied	4,158,281	576,869	4,735,150	279,460	10,017	107,027	326	5,131,980
CAA of Southern Ky	4,677,923	774,091	5,452,014	150,753	850	16,290	610	5,620,517
Tri-County CAA	557,471	93,488	650,959	-	6,674	11,981	203	669,817
West Ky Allied	3,115,979	466,044	3,582,023	582,481	1,323	69,207	628	4,235,662
Other	-	-	-	-	-	602,480	-	602,480
	<u>\$ 77,375,302</u>	<u>\$ 14,846,593</u>	<u>\$ 92,221,895</u>	<u>\$ 3,784,793</u>	<u>\$ 421,368</u>	<u>\$ 1,961,206</u>	<u>\$ 10,498</u>	<u>\$ 98,399,760</u>

Note 1 – Basis of Presentation – The accompanying schedule of expenditures of federal awards includes the federal grant activity of Community Action Kentucky, Inc. (“the Agency”) under programs of the federal government for the year ended June 30, 2021. The information in this schedule and is presented in accordance with the requirements of Title 2 U.S. *Code of Federal Regulations* Part 200, *Uniform Administrative Requirements, Cost Principles, and Audit Requirements for Federal Awards* (Uniform Guidance). The Schedule presents only a selected portion of the operations of the Agency; it is not intended to and does not present the financial position, changes in net assets and cash flows of the Agency. Therefore, some amounts presented in this schedule may differ from amounts presented in or used in the preparation of the basic financial statements.

Note 2 – Sub-recipient Expenditures – Expenditures reported in the schedule are reported on the accrual basis of accounting. Such expenditures are recognized following the cost principles contained in OMB Circular A-122, *Cost Principles for Non-Profit Organizations*, wherein certain types of expenditures are not allowable or are limited as to reimbursement.

Note 3 – Oversight Agency – In accordance with the Single Audit Act Amendment of 1996 and Uniform Guidance, the U.S. Department of Health and Human Services is the Oversight Agency for the Agency. The Single Audit Act provides that the Oversight Agency shall have the following responsibilities

- a. Shall provide technical advice to auditees and auditors as requested
- b. May assume all or some of the responsibilities performed by a cognizant agency for audit which include:
 - i. Provide technical audit advice and liaison to auditees and auditors
 - ii. Consider auditee requests for extension to the report submission due date
 - iii. Obtain or conduct quality control reviews of selected auditees made by non-federal auditors, and provide the results, when appropriate, to other interested organizations
 - iv. Promptly inform other affected federal agencies and appropriate federal law enforcement officials of any direct reporting be the auditee or its auditor of irregularities or illegal acts, as required by generally accepted government auditing standards or laws and regulations
 - v. Advise the auditor and, where appropriate, the auditee of and deficiencies found in the audits when the deficiencies require corrective action be the auditor; when advices of deficiencies, the auditee shall work with the auditor to take corrective action; if not, the cognizant agency for audit shall notify the auditor, the auditee and applicable federal awarding agencies and pass-through entities of the facts and make recommendations for follow up action, major inadequacies or repetitive standard performance by auditors shall be referred to appropriate state licensing agencies and professional bodies for disciplinary action
 - vi. Coordinate, to the extent practical, audits, or reviews made by or for federal agencies that are in addition to the audits made pursuant to this part, so that the additional audits or reviews build upon audits performed in accordance with this part
 - vii. Coordinate a management decision for audit findings that affect the federal programs of more than one agency
 - viii. Coordinate the audit work and reporting responsibilities among auditors to achieve the most cost-effective audit

Note 4 – Indirect Cost Rate – The Agency has elected an indirect cost plan which allocates indirect costs based on direct charged payroll. The Agency did not elect to use the 10% de minimis indirect cost rate.

Community Action Kentucky, Inc.
Notes to the SEFA, Continued
For the Year Ended June 30, 2021

Note 5 – Loan and Loan Guarantee Programs – For the fiscal year ended June 30, 2021, there were no loan or loan guarantee funds received from federal funding, nor were there any loan or loan guarantee federal fund expenditures.

Community Action Kentucky, Inc.
Schedule of Findings and Questioned Costs
For the Year Ended June 30, 2021

Section I – Summary of Auditor’s Results

Summary of Auditor’s Results

Financial Statements

Type of auditor’s report issued:	Unmodified
Internal control over financial reporting:	
• Material weaknesses identified?	No
• Significant deficiency identified that are not considered to be material weaknesses	None Reported
Noncompliance material to financial statements noted?	No

Federal Awards

Internal control over major programs:	
• Material weaknesses identified?	No
• Significant deficiency identified that are not considered to be material weaknesses	None Reported
Type of auditor’s report issued on compliance for major programs:	Unmodified
Any audit findings disclosed that are required to be reported in accordance with 2 CFR 200.516(a)?	No
Identification of major programs:	
CFDA Number	Name of Federal Program or Cluster
93.568	Low Income Home Energy Assistance Program
21.019	Coronavirus Relief Fund – Healthy at Home
Dollar threshold used to distinguish between type A and type B programs	\$ 2,827,031
Auditee qualified as low-risk auditee?	Yes

Section II – Financial Statement Findings

None.

Section III – Federal Award Findings and Questioned Costs

None.

Community Action Kentucky, Inc.
Statement of Activity by Program
For the Year Ended June 30, 2021

Revenues	RCAP	LIHEAP	WX	CSBG	OCS	Kyneect	Other	Treasury	Total
Grant Revenue	\$ 560,826	\$ 78,030,727	\$ 120,429	\$ 191,904	\$ 456,516	\$ 3,923,277	\$ 17,462,327	\$ -	\$ 100,746,006
Rental Income	-	-	-	-	-	-	-	22,800	22,800
Interest Income	-	-	-	-	-	-	-	33,039	33,039
Dues	-	-	-	-	-	-	-	18,116	18,116
Realized Gain On Inv	-	-	-	-	-	-	-	128,987	128,987
Unrealized Loss On Inv	-	-	-	-	-	-	-	56,585	56,585
Other Income	-	-	-	-	-	-	-	240,989	240,989
Total Revenues	\$ 560,826	\$ 78,030,727	\$ 120,429	\$ 191,904	\$ 456,516	\$ 3,923,277	\$ 17,462,327	\$ 500,516	\$ 101,246,522
Expenses									
Salaries	319,233	241,270	10,450	95,686	63,197	78,991	72,163	39,404	920,394
Fringe Benefits	138,536	104,681	4,575	41,595	27,441	34,298	31,586	16,994	399,706
Professional Services	-	5,474	-	-	-	-	32,297	47,769	85,540
Consultants / Contracts	-	13,023	6,263	475	318,750	1,856	1,349	44,388	386,104
Education	680	-	-	1,215	4,244	-	-	3,879	10,018
Travel In State	17,631	-	-	119	2,014	-	-	102	19,866
Travel Out of State	-	-	-	-	-	-	-	-	-
Meeting	-	-	-	-	2,638	-	-	1,746	4,384
Telephone	480	-	-	-	-	-	-	50	530
Postage	20	8	-	-	267	1,765	-	482	2,542
Office Exp & Supplies	1,206	-	-	-	236	-	-	957	2,399
Publications	-	-	-	-	-	-	-	1,000	1,000
Dues/Fees	920	-	-	-	-	-	-	19,098	20,018
Insurance	-	-	-	-	-	-	-	(137)	(137)
Pollution Insurance	-	-	61,989	-	-	-	-	-	61,989
Printing	-	-	-	-	-	832	-	-	832
Marketing/Advertising	-	342	-	-	-	4,814	68	3,911	9,135
Utilities	-	-	-	-	-	-	-	-	-
Repairs & Maintenance	-	18,859	-	2,851	-	-	201	1,103	23,014
IT Repairs & Maintenance	3,389	222,520	40,702	24,093	23,042	-	93,271	9,439	416,456
Depreciation	-	-	-	-	-	-	-	138,514	138,514
Equipment	6,141	-	-	-	-	-	-	-	6,141
Interest	-	-	-	-	-	-	-	-	-
Other	-	-	-	-	1,901	-	-	347	2,248
Indirect	72,590	49,248	1,720	25,870	12,786	16,528	15,143	(699)	193,186
Loan Write-Off	-	-	-	-	-	-	-	-	-
Subrecipients	-	77,375,302	-	-	-	3,784,793	17,229,167	10,498	98,399,760
Total Expenses	560,826	78,030,727	125,699	191,904	456,516	3,923,877	17,475,245	338,845	101,103,639
Change in Net Assets	\$ -	\$ -	\$ (5,270)	\$ -	\$ -	\$ (600)	\$ (12,918)	\$ 161,671	\$ 142,883

Community Action Kentucky, Inc.
LIHEAP Grant - CFDA 93.568
CONTRACT #736-2000001658
Statement of Program Expenses
For the Period July 1, 2020 Through June 30, 2021

Payments to Subrecipients		
SC Subsidy (CAK records)	\$ 11,326,403	
SC Crisis (CAK records)	16,237,189	
Agency Fall Subsidy Benefits (CAK records)	10,457,244	
Agency Crisis Benefits (CAK records)	24,602,201	
Agency Spring Subsidy Benefits (CAK records)	8,294,494	
Agency Prior Year Adjustments (CAK records)	(42,566)	
Agency Administration (CAK records)	6,500,337	
Total Payments To Subrecipients		<u>77,375,302</u>
CAK Administration		
Salaries	246,761	
Fringe Benefits	107,065	
Professional Services	23,086	
Education	71	
Telephone	6,515	
Postage	59	
Supplies	745	
Dues/Fees	383	
Insurance	3,513	
Advertising	180	
Utilities	1,979	
Repairs & Main	259,868	
Marketing	162	
Depreciation	5,038	
Total CAK Administration		<u>655,425</u>
Total Expenditures		<u>78,030,727</u>
Questioned Costs		<u>-</u>
Allowable Cost		78,030,727
Less: Amount Received From CHFS – LIHEAP		74,719,272
Less: Accounts Receivable From Funding Sources		3,471,835
Plus: Accounts Payable to Funding Sources		<u>160,380</u>
Excess (Shortage) Receipts over Expenditures	\$	<u><u>-</u></u>

The accompanying notes are an integral part of the financial statements.

Community Action Kentucky, Inc.
LIHEAP Grant - CFDA 93.568
CONTRACT #736-2000001658
Statement of Program Expenses
For the Period July 1, 2020 Through June 30, 2021

Cost Category	Budget	Actual	(Over)/Under Budget
Administrative Cost			
Subrecipient	\$ 7,433,260	\$ 6,500,337	\$ 932,923
Community Action Kentucky	825,918	655,425	170,493
Total Administrative	8,259,178	7,155,762	1,103,416
Benefits - Direct Assistance			
Direct Assistance	81,332,609	70,917,531	10,415,078
Total Benefits	81,332,609	70,917,531	10,415,078
Other Expenditures			
Prior Year Adjustments	-	(42,566)	42,566
Total Other	-	(42,566)	42,566
Total Contract	\$ 89,591,787	\$ 78,030,727	\$ 11,561,060

Community Action Kentucky, Inc.
Healthy at Home Grant - CFDA 21.019
CONTRACT #736-2000001658
Statement of Program Expenses
For the Period July 1, 2020 Through June 30, 2021

Payments to Subrecipients		
Water Crisis (CAK records)	\$ 2,266,106	
Gas Crisis (CAK records)	2,161,893	
Water Subsidy (CAK records)	4,384,955	
Gas Subsidy (CAK records)	5,499,293	
Agency Administration (CAK records)	534,346	
Total Payments To Subrecipients		<u>14,846,593</u>
CAK Administration		
Salaries	15,043	
Fringe Benefits	6,761	
Professional Services	1,552	
Education	4	
Telephone	388	
Postage	3	
Supplies	44	
Dues/Fees	23	
Insurance	209	
Utilities	118	
Repairs & Main	2,274	
Marketing	68	
Depreciation	300	
Total CAK Administration		<u>26,787</u>
Total Expenditures		14,873,380
Questioned Costs		<u>-</u>
Allowable Cost		14,873,380
Less: Amount Received From CHFS -LIHEAP		14,883,048
Less: Accounts Receivable From Funding Sources		-
Plus: Accounts Payable to Funding Sources		<u>9,668</u>
Excess (Shortage) Receipts over Expenditures	\$	<u><u>-</u></u>

The accompanying notes are an integral part of the financial statements.

Community Action, Kentucky, Inc.
CSBG Grant - CFDA # 93.569
CONTRACT #736-2000001658
Statement of Program Expenses
For the Period July 1, 2020 Through June 30, 2021

Expenditures

Salaries	\$ 98,555
Fringe Benefits	42,841
Professional Services	2,410
Consultant/Contract	475
Education	1,252
Travel	119
Telephone	3,422
Postage	27
Supplies	391
Dues/Fees	201
Insurance	1,845
Utilities	1,040
Repairs & Main	36,654
Depreciation	2,646

Total Expenditures	191,878
---------------------------	---------

Questioned Cost	-
Allowable Cost	191,878
Less: Contract Payment Received From CHFS - CSBG	164,493
Less: Accounts Receivable from Funding Sources	27,385
Plus: Accounts Payable to Funding Sources	-
Excess (Shortage) Receipts over Expenditures	\$ -

Kentucky Utilities Company
HEA Annual Report
12 Months Ending September 2021
Case No. 2019-00366

10. A brief description of the current shareholder funding levels and any future plans to increase the shareholder contribution amount.

The Companies' shareholders have contributed over \$6.9 million (LG&E - \$2.56 million, KU - \$4.34 million) to the Home Energy Assistance ("HEA") programs of LG&E and KU during the period of 2009 - 2021. The companies agreed to increase shareholder contributions seven (7) percent beginning in 2022 in its last rate case.