

**GRAVES COUNTY WATER DISTRICT
WATER LOSS REDUCTION ACCOUNT
STATEMENT OF CASH FLOW
MARCH 2023**

Account Balance as of 03/01/23		\$ 148,969.08
<u>Disbursements</u>		
CK # 1803	Crossroads Bank - lease on hydro excavator	(6,510.39)
CK # 1804	Mayfield Electric and Water - labor, mileage, material for leak detection (FEB 2023) (see attached invoice and supporting documentation)	(10,868.19)
<u>Deposits</u>		
	- Surcharge Revenue (4848 Customers x \$5.00)	24,240.00
	- Interest Earned	173.49
Account Balance as of 3/31/23		\$156,003.99



DIGITAL BANKING KEEPS YOU PLUGGED IN.

ONLINE BANKING
GrowWithFNB.com

MOBILE BANKING
Download our App Today!
Available in the App Store
or Google Play

INFO 24
1-800-808-9852
Automated Response
Service

FNB MAIN OFFICE
Toll Free: 888-9DialFNB
101 East Broadway,
Mayfield, KY 42066

GRAVES CO WATER DISTRICT
(WATER LOSS REDUCTION)
301 E BROADWAY
MAYFIELD KY 42066-2405



Statement Date: **03/31/2023**

Account No.:

Page: **1**

MUNICIPAL INTEREST CHECKIN SUMMARY

Type: **REG** Status: **Active**

Category	Number	Amount
Balance Forward From 02/28/23		169,382.28
Debits	3	37,791.78
Automatic Deposits	1	24,240.00+
Interest Added This Statement		173.49+
Ending Balance On 03/31/23		156,003.99
Annual Percentage Yield Earned	1.30%	
Interest Paid This Year	402.91	
Average Balance (Collected)	158,345.29+	

ALL CREDIT ACTIVITY

Date	Description	Amount
03/17/23	MONTHLY SURCHARGE REVENUE	24,240.00
03/31/23	INTEREST PAID	173.49

CHECKS AND OTHER DEBITS

* indicates a gap in the check numbers

Date	Check #	Amount	Date	Check #	Amount	Date	Check #	Amount
03/02/23	1802	20,413.20	03/21/23	1803	6,510.39	03/30/23	1804	10,868.19

DAILY BALANCE SUMMARY

Beginning Ledger Balance on 02/28/23 was 169,382.28

Date	Balance	Date	Balance	Date	Balance
03/02/23	148,969.08	03/21/23	166,698.69	03/31/23	156,003.99
03/17/23	173,209.08	03/30/23	155,830.50		

This Statement Cycle Reflects 31 Days

**The Interest Earned And The Annual Percentage Yield Earned
Are Based On The Period 03/01/2023 Through 03/31/2023**



DIGITAL BANKING KEEPS YOU PLUGGED IN.

ONLINE BANKING
GrowWithFNB.com

MOBILE BANKING
Download our App Today!
Available in the App Store
or Google Play

INFO 24
1-800-808-9852
Automated Response
Service

FNB MAIN OFFICE
Toll Free: 888-9DialFNB
101 East Broadway,
Mayfield, KY 42066

Statement Date: **03/31/2023**


Account No.:

Page: **2**


Direct Inquiries About Electronic Entries To:

FNB BANK
P O BOX 369
MAYFIELD KY 42066
Phone: (270) 247-1758


IMAGE STATEMENT



AMT: 20,413.20 SEQ: 80102170
CK: 1802 DT: 03/02/23 ST: Paid



AMT: 6,510.39 SEQ: 80001060
CK: 1803 DT: 03/21/23 ST: Paid



AMT: 10,868.19 SEQ: 80101010
CK: 1804 DT: 03/30/23 ST: Paid





Where Your Bank and Your Life Meet.

Graves County Water District
Belva Wilkerson
PO Box 329
Mayfield, KY 42066-0029

Remit To:
Crossroads Bank
Lease Department
P O Box 259
Wabash, IN 46992

Invoice # 47322
Inv. Date 3/2/2023
Due Date 3/22/2023

	Rental Period	2/23/2023	3/22/2023
	<u>Rent</u>	<u>Tax</u>	<u>Total</u>
ML1162-1001 Rent Payment	\$6,510.39	\$0.00	\$6,510.39

TOTAL AMOUNT DUE \$6,510.39

Terms: Net Cash Due on Due Date

GRAVES COUNTY WATER DISTRICT
Leak Detection

MARCH 2023

SERVICE FOR FEBRUARY 2023

Sth Graves/Hickory water Leak detection Rate/Hr

Regular hours	118	\$40.00	\$4,720.00
Overtime Hours	35	\$60.00	\$2,100.00
Total Mileage	410	0.625	\$256.25
material			\$3,041.94
VAC TRUCK			\$0.00
TRACHOE	15	\$50.00	\$750.00
BORE MACHINE			\$0.00
bachoe			\$0.00
			\$0.00
	TOTAL		\$10,868.19

Please send bill to:

Mayfield Elec & Water
301 East Broadway
Mayfield, KY 42066
270-247-4661 Ext 118

GRAVES COUNTY WATER DISTRICT
Leak Detection

MARCH 2023

SERVICE FOR FEBRUARY 2023

Sth Graves/Hickory water Leak detection Rate/Hr

Regular hours	118	\$40.00	\$4,720.00
Overtime Hours	35	\$60.00	\$2,100.00
Total Mileage	410	0.625	\$256.25
material			\$3,041.94
VAC TRUCK			\$0.00
TRACHOE	15	\$50.00	\$750.00
BORE MACHINE			\$0.00
bachoe			\$0.00
			\$0.00
		TOTAL	\$10,868.19

Please send bill to:

Mayfield Elec & Water
301 East Broadway
Mayfield, KY 42066
270-247-4661 Ext 118

GCWLD February 2023

KU

3 EF
1 SA

1 SB

2 TP

1	DISTRICT:		DATE:		
2	ITEM	QTY	ITEM	QTY	OTHER MATERIALS USED
3	DRESSERS		SADDLES, BRASS, TAPPING		
4	3/4 CPLG PJ CTSXPJ C47-33NL				
5	3/4" X 3/4" CTS X CTS- C44-33-NL		2" X 3/4"		
6	3/4" CTS X 1" CTS- C44-34-NL		2" X 1"		
7	3/4" X 3/4" PVC- C77-33-NL		3" X 1"		
8	3/4" CTS X 1" PVC		3" X 3/4"		
9	1" X 1" CTS- C44-44-NL		4" X 3/4"		✓ 3/4 Poly - 80'
10	1" X 1" PVC		4" X 1"		✓ Trachee - 15 hrs
11	3/4" PVC X 1" PVC- C77-34-NL		4" X 2"		✓ Top Soil - 10 ft.
12	1" CTS X 1" PVC- C47-44-NL		6" X 3/4"		✓ 2" PVC - 5'
13	3/4" MALE CTS- C84-33-NL		6" X 1"		✓ Small Blocks - 15
14	3/4" FEMALE		8" X 2"		✓ Big Blocks - 4
15	ADAPTERS 90 FOR STOPS		8" X 3/4"		✓ 8" PVC - 6'
16	3/4" - L04-33S-NL/H10022N		8" X 1"		
17	90 BEND ADAPT 10023N				
18	1"		8" X 2"		
19	CLAMPS		SADDLE CAST IRON TAPPING		
20	2"		3" X 3/4"		
21	3"		3" X 1"		
22	4"		3" X 2"		
23	6"		4" X 3/4"		
24	8"		4" X 1"		
25	10"		4" X 2"		
26	CORP STOP 45- LA04-33S-NL		6" X 3/4"		
27	CORP STOP 3/4- 1000-3NL	/	6" X 1"		
28	CORP STOP 1" - F1000-4NL		6" X 2"		
29	CORP STOP 2"		8" X 3/4"		
30	HYMAX COUPLINGS		8" X 1"		
31	2"		10" X 3/4"		
32	3"		10" X 1"		
33	4"		VALVE BOX COMPLETE		
34	6"		VALVES 2"		
35	8"		VALVES 4"		
36	10"		VALVES 6"		
37	4" HYMAX GRIP- 04111-16		VALVES 8"		
38	6" HYMAX GRIP- 06165-16		VALVES 10"		
39	6X8 HYMAX- 21716				
40	4X6 HYMAX REDUCER- 16316				
41	4X6 HYMAX GRIP				
42	COUPLINGS				
43	3/4 CPLG 2 BOLT IPS T4FC31057				
44	1" FORD 2 BOLT DRESSER FC-132-7				
45	1 1/4" 2 BOLT DRESSER FC3166-7				
46	PYRASEL 2X2 BLUE DRESSER				
47	CURVE VALVES				
48	3/4 BALL CURV VALV FXF B11333NL				
49	CURVE VALVE 1'				
50	CURVE VALVE 2'				
51	FIRE HYDRANTS				
52	FIRE HYDRANTS FLUSH				
53	METER ELLS				
54	3/4" - L38-23-NL				
55	1"				
56	METER YOKE SWIVEL NUTS				
57	PVC MTR NUTS				
58	CTS MTR NUTS	/			
59	3/4 PJ CTS NUT & GASKET NG-D4	/			
60	METER YOKE				
61	MTR YOKE SETTER 72-7W4733NL				
62	3/4" - B2404R2N				
63	1"				
64	METER WELLS				
65	3/4" PLASTIC- 45	/			
66	CONCRETE				
67	1" PLASTIC MTR WELLS- 52				
68					
69	METER YOKE TAIL PCS CTS- E14227				
70	3/4 METER YOKE TAIL PCS PVC- E14228N				
71					
72	METER LIDS WA3L-REC-T	/			
73	FRAME ONLY (MTR RIM) 18707	/			
74					
75					

WATER DISTRICT JOB FORM

Date 2-23-23

Water District Consumer 1

Address or location of problem Central Rd

Description vice leaking 3/4"

put, 1-cts

w#4, #99,

S
- Reglover

Time

Handwritten note:
No detect leak

WATER DISTRICT JOB FORM

Date 2-24-23

Water District Consumers

Address or location of problem 197 Big valley

Description of problem Service leak 3/4"

Materials used to fix problem 1-cts Dresser

Truck #4, #38, trench 2 tons dirt.

Time spent on job including travel time 4hr Reg 4men

WATER DISTRICT JOB FORM

Date 2-17-23

Water District Consumers

Address or location of problem 59 Ridgeland Dr

Description of problem main leak

Materials used to fix problem Truck 13, 58, 20, Mack vac

5 foot pvc pipe 2-2in Highmaxes 4 small blocks

Time spent on job including travel time 2 hours 25 miles 5 men

Trey, Eric, Poos, Ed, Derick

WATER DISTRICT JOB FORM

Date 2-9-23

Water District FF

Address or location of problem 70 Reston Street

Description of problem 3/4" service leak

Materials used to fix problem 2- Cts Dressers, Truck #4

County Val, #38, Trachoe, 4miles

3 tons dirt

Time spent on job including travel time 3hr Pkg 1 over 2men

WATER DISTRICT JOB FORM

Date 2-9-23

Water District FF

Address or location of problem 32 Jerome St

Description of problem Service leak 3/4"

Materials used to fix problem 1- Gts dresser, 1 cts
nut 2'- Poly Truck #4, #38, Truck
County vac 3 tons dirt 25 miles

Time spent on job including travel time 3hr Reg 2men

WATER DISTRICT JOB FORM

Date 2-1-2023

Water District Funny Farm

Address or location of problem

Description of problem Lead Detection

Materials used to fix problem

Time spent on job including travel time 56, 4, 35

WATER DISTRICT JOB FORM

Date 2-21-23

Water District SG

Address or location of problem 3800 Hwy 58W

Description of problem yoke leaking 3/4"

Materials used to fix problem 1-yoke, 1-Pvc yokenut,
1-Cts yokenut, 1-cts Presser,
2-Big blocks, 4-Small Blocks,

Time spent on job including travel time 4men 3hr Reg

Truck #4
#8
Trachoe
20miles

WATER DISTRICT JOB FORM

Date 2-13-23

Water District SG

Address or location of problem 5841 Hwy 45S

Description of problem 3/4" yoke leaking

Materials used to fix problem 1-yoke, 1-cts yoke nut,
1-Pvc yoke nut, 1'-Pvc, 1-Pvc Dresser

Truck #4

Time spent on job including travel time 2hr Reg 4men 20miles

WATER DISTRICT JOB FORM

Date 2-13-23

Water District SG

Address or location of problem 8267 Hwy 455

Description of problem 3/4" yoke leaking

Materials used to fix problem 1-yoke, 1-cts yoke nut,
1- PVC yoke nut, 1" PVC, 1-Pvc Dresser,
4-Small Blocks, Truck # 4

Time spent on job including travel time 4men 2hr Pgy 20miles

WATER DISTRICT JOB FORM

Date 2-9-23

Water District SG

Address or location of problem 7763 STRT 45 S

Description of problem Service leak
Turned off Not used

Materials used to fix problem Truck #4, County vac
30 miles Truck #38, Tractor
2 tons dirt

Time spent on job including travel time 2hr Reg 3men

WATER DISTRICT JOB FORM

Date 2.8.2023

Water District South Graves

Address or location of problem

Description of problem Lead Detection

Materials used to fix problem

Time spent on job including travel time 56, 8, 50

WATER DISTRICT JOB FORM

Date 2-15-23

Water District Hickory

Address or location of problem 9 Zion Cemetery Rd

Description of problem service leak 3/4"

Materials used to fix problem 2'- Poly, 1-yoke, 1-cts

yoke nut, 1-Pvc yoke nut, 1-Pvc

Dresses, 2-Big blocks, 2-small blocks

Time spent on job including travel time 3hr Reg 3men

1-Corp flange
 adapter
 1-meter well
 Bonnet
 Lid
 Truck #4
 #8
 Trachoe
 10miles

WATER DISTRICT JOB FORM

Date 2-25-23

Water District Hickory

Address or location of problem 1511 st rt 1241

Description of problem 8 in main break

Materials used to fix problem 2 8 In hymax, 6 ft 8 in pvc, 8x3/4, saddle, corp stop, cts
dresser, truck 38, trackhoe, truck 58, 4 small blocks

Time spent on job including travel time 6 hrs of 5 men

35 miles

WATER DISTRICT JOB FORM

Date 2-1-2023

Water District Sejalia

Address or location of problem _____

Description of problem Lead Detection

Materials used to fix problem _____

Time spent on job including travel time 56, 4, 40

PUBLIC SERVICE COMMISSION

Monthly Water Loss Report

Water Utility:

For the Month of: Year:

LINE #	ITEM	GALLONS (Omit 000's)
1	WATER PRODUCED AND PURCHASED	
2	Water Produced	
3	Water Purchased	8,494,985
4	TOTAL PRODUCED AND PURCHASED	8,494,985
5		
6	WATER SALES	
7	Residential	5,356,295
8	Commercial	262,800
9	Industrial	
10	Bulk Loading Stations	
11	Wholesale	
12	Public Authorities	
13	Other Sales (explain)	
14	TOTAL WATER SALES	5,619,095
15		
16	OTHER WATER USED	
17	Utility and/or Water Treatment Plant	
18	Wastewater Plant	
19	System Flushing	
20	Fire Department	
21	Other Usage (explain)	
22	TOTAL OTHER WATER USED	
23		
24	WATER LOSS	
25	Tank Overflows	
26	Line Breaks	
27	Line Leaks	2,875,890
28	Excavation Damages	
29	Theft	
30	Other Loss (explain)	
31	TOTAL WATER LOSS	2,875,890
32		
33	Note: Line 14 + Line 22 + Line 31 MUST Equal Line 4	
34		
35	WATER LOSS PERCENTAGE	
36	(Line 31 divided by Line 4)	33.85%

PUBLIC SERVICE COMMISSION

Monthly Water Loss Report

Water Utility: Fancy Farm

For the Month of: March Year: 2023

LINE #	ITEM	GALLONS (Omit 000's)
1	WATER PRODUCED AND PURCHASED	
2	Water Produced	
3	Water Purchased	2,477,670
4	TOTAL PRODUCED AND PURCHASED	2,477,670
5		
6	WATER SALES	
7	Residential	1,268,302
8	Commercial	161,100
9	Industrial	
10	Bulk Loading Stations	
11	Wholesale	474,400
12	Public Authorities	
13	Other Sales (explain)	
14	TOTAL WATER SALES	1,903,802
15		
16	OTHER WATER USED	
17	Utility and/or Water Treatment Plant	
18	Wastewater Plant	
19	System Flushing	
20	Fire Department	
21	Other Usage (explain)	
22	TOTAL OTHER WATER USED	
23		
24	WATER LOSS	
25	Tank Overflows	
26	Line Breaks	
27	Line Leaks	573,868
28	Excavation Damages	
29	Theft	
30	Other Loss (explain)	
31	TOTAL WATER LOSS	573,868
32		
33	Note: Line 14 + Line 22 + Line 31 MUST Equal Line 4	
34		
35	WATER LOSS PERCENTAGE	
36	(Line 31 divided by Line 4)	23.16%

PUBLIC SERVICE COMMISSION

Monthly Water Loss Report

Water Utility: Hardeman

For the Month of: March Year: 2023

LINE #	ITEM	GALLONS (Omit 000's)
1	WATER PRODUCED AND PURCHASED	
2	Water Produced	
3	Water Purchased	2,244,412
4	TOTAL PRODUCED AND PURCHASED	2,244,412
5		
6	WATER SALES	
7	Residential	1,039,754
8	Commercial	349,600
9	Industrial	
10	Bulk Loading Stations	
11	Wholesale	
12	Public Authorities	
13	Other Sales (explain)	
14	TOTAL WATER SALES	1,389,354
15		
16	OTHER WATER USED	
17	Utility and/or Water Treatment Plant	
18	Wastewater Plant	
19	System Flushing	
20	Fire Department	
21	Other Usage (explain)	
22	TOTAL OTHER WATER USED	-
23		
24	WATER LOSS	
25	Tank Overflows	
26	Line Breaks	
27	Line Leaks	855,058
28	Excavation Damages	
29	Theft	
30	Other Loss (explain)	
31	TOTAL WATER LOSS	855,058
32		
33	Note: Line 14 + Line 22 + Line 31 MUST Equal Line 4	
34		
35	WATER LOSS PERCENTAGE	
36	(Line 31 divided by Line 4)	38.10%

PUBLIC SERVICE COMMISSION

Monthly Water Loss Report

Water Utility: Hickory

For the Month of: March Year: 2023

LINE #	ITEM	GALLONS (Omit 000's)
1	WATER PRODUCED AND PURCHASED	
2	Water Produced	
3	Water Purchased	8,662,219
4	TOTAL PRODUCED AND PURCHASED	8,662,219
5		
6	WATER SALES	
7	Residential	5,091,298
8	Commercial	2,852,400
9	Industrial	
10	Bulk Loading Stations	
11	Wholesale	
12	Public Authorities	
13	Other Sales (explain)	
14	TOTAL WATER SALES	7,943,698
15		
16	OTHER WATER USED	
17	Utility and/or Water Treatment Plant	
18	Wastewater Plant	
19	System Flushing	
20	Fire Department	
21	Other Usage (explain)	
22	TOTAL OTHER WATER USED	-
23		
24	WATER LOSS	
25	Tank Overflows	
26	Line Breaks	50,000
27	Line Leaks	668,521
28	Excavation Damages	
29	Theft	
30	Other Loss (explain)	
31	TOTAL WATER LOSS	718,521
32		
33	Note: Line 14 + Line 22 + Line 31 MUST Equal Line 4	
34		
35	WATER LOSS PERCENTAGE	
36	(Line 31 divided by Line 4)	8.29%

PUBLIC SERVICE COMMISSION

Monthly Water Loss Report

Water Utility: Sedalia

For the Month of: March Year: 2023

LINE #	ITEM	GALLONS (Omit 000's)
1	WATER PRODUCED AND PURCHASED	
2	Water Produced	
3	Water Purchased	847,740
4	TOTAL PRODUCED AND PURCHASED	847,740
5		
6	WATER SALES	
7	Residential	400,477
8	Commercial	71,200
9	Industrial	
10	Bulk Loading Stations	
11	Wholesale	
12	Public Authorities	
13	Other Sales (explain)	
14	TOTAL WATER SALES	471,677
15		
16	OTHER WATER USED	
17	Utility and/or Water Treatment Plant	
18	Wastewater Plant	
19	System Flushing	
20	Fire Department	
21	Other Usage (explain)	
22	TOTAL OTHER WATER USED	-
23		
24	WATER LOSS	
25	Tank Overflows	
26	Line Breaks	
27	Line Leaks	376,063
28	Excavation Damages	
29	Theft	
30	Other Loss (explain)	
31	TOTAL WATER LOSS	376,063
32		
33	Note: Line 14 + Line 22 + Line 31 MUST Equal Line 4	
34		
35	WATER LOSS PERCENTAGE	
36	(Line 31 divided by Line 4)	44.36%

PUBLIC SERVICE COMMISSION

Monthly Water Loss Report

Water Utility:

For the Month of: Year:

LINE #	ITEM	GALLONS (Omit 000's)
1	WATER PRODUCED AND PURCHASED	
2	Water Produced	
3	Water Purchased	5,826,520
4	TOTAL PRODUCED AND PURCHASED	5,826,520
5		
6	WATER SALES	
7	Residential	1,767,128
8	Commercial	146,300
9	Industrial	
10	Bulk Loading Stations	
11	Wholesale	
12	Public Authorities	
13	Other Sales (explain)	
14	TOTAL WATER SALES	1,913,428
15		
16	OTHER WATER USED	
17	Utility and/or Water Treatment Plant	
18	Wastewater Plant	
19	System Flushing	
20	Fire Department	
21	Other Usage (explain)	
22	TOTAL OTHER WATER USED	-
23		
24	WATER LOSS	
25	Tank Overflows	
26	Line Breaks	
27	Line Leaks	3,913,092
28	Excavation Damages	
29	Theft	
30	Other Loss (explain)	
31	TOTAL WATER LOSS	3,913,092
32		
33	Note: Line 14 + Line 22 + Line 31 MUST Equal Line 4	
34		
35	WATER LOSS PERCENTAGE	
36	(Line 31 divided by Line 4)	67.16%