

COMMONWEALTH OF KENTUCKY
BEFORE THE PUBLIC SERVICE COMMISSION

In the Matter of:


ELECTRONIC GRAVES COUNTY WATER)	
DISTRICT'S UNACCOUNTED-FOR WATER)	CASE NO.
LOSS REDUCTION PLAN, SURCHARGE,)	2019-00347
AND MONITORING)	

**RESPONSE OF GRAVES COUNTY WATER DISTRICT
TO COMMISSION STAFF'S SIXTH REQUEST FOR INFORMATION**

Graves County Water District submits its Response to the Commission Staff's Sixth Request for Information.

Dated: December 20, 2023

Respectfully submitted,



Gerald E. Wuetcher
Stoll Keenon Ogden PLLC
300 West Vine Street, Suite 2100
Lexington, Kentucky 40507-1801
Telephone: (859) 231-3017
Fax: (859) 259-3517
gerald.wuetcher@skofirm.com

Counsel for Graves County Water District

CERTIFICATE OF SERVICE

In accordance with 807 KAR 5:001, Section 8, I certify that this document was submitted electronically to the Public Service Commission on December 20, 2023 and that there are currently no parties that the Public Service Commission has excused from participation by electronic means in this proceeding.



Counsel for Graves County Water District

COMMONWEALTH OF KENTUCKY
BEFORE THE PUBLIC SERVICE COMMISSION

In the Matter of:

ELECTRONIC GRAVES COUNTY WATER)	
DISTRICT'S UNACCOUNTED-FOR WATER)	CASE NO.
LOSS REDUCTION PLAN, SURCHARGE,)	2019-00347
AND MONITORING)	

RESPONSE OF GRAVES COUNTY WATER DISTRICT
TO COMMISSION STAFF'S SIXTH REQUEST FOR INFORMATION

FILED: December 20, 2023

VERIFICATION

COMMONWEALTH OF KENTUCKY)
) **SS:**
COUNTY OF GRAVES)

The undersigned, Kristie McAdoo, being duly sworn, deposes and states that she has personal knowledge of the matters set forth in the responses for which she is identified as the witness, and the answers contained therein are true and correct to the best of her information, knowledge and belief.



Kristie McAdoo

Subscribed and sworn to before me, a Notary Public in and before said County and State,
this 20th day of December 2023.



Notary Public (SEAL)

Notary Name: Heather Payne

My Commission Expires: 4/19/24

Notary ID: KYNP3345

GRAVES COUNTY WATER DISTRICT

**Response to Commission Staff's Sixth Request for Information
Case No. 2019-00347**

Question No. 1

Responding Witness: Kristie McAdoo

- Q-1. Refer to the December 15, 2023 monthly report filing. Explain why the water loss and surcharge reports for the month of October were filed instead of the required water loss and surcharge reports for the month of November.**
- A-1. The incorrect file was inadvertently uploaded into the Public Service Commission's Electronic Filing System. Upon receiving notice from the Public Service Commission that the incorrect file had been submitted, Graves County Water District submitted the file containing the report for November 2023.

GRAVES COUNTY WATER DISTRICT

**Response to Commission Staff's Sixth Request for Information
Case No. 2019-00347**

Question No. 2

Responding Witness: Kristie McAdoo

Q-2. Provide the November water loss and surcharge reports that were supposed to be filed in December.

A-2. See Attachment to this response.



Kentucky Public Service Commission

[Electronic Filing Home](#)

[Resume a Filing](#)

[Electronic Filings Help](#)

Filing Receipt

Case	Filer	Description	Posted	Status
2019-00347	kristie mcadoo	gcwd leak detect nov 2023	12/15/2023 9:54:29 AM	Posted

Uploaded File	Size	Description
GCWD_LEAK_DETECT_NOV_2023.pdf	797 KS	(Describe File)
12/15/2023 9:54:09 AM		

*Sent
12/15/23
ka*

GRAVES COUNTY WATER DISTRICT
WATER LOSS REDUCTION ACCOUNT
STATEMENT OF CASH FLOW
NOVEMBER 2023

Account Balance as of 11/01/23 \$ 219,893.75

Disbursements

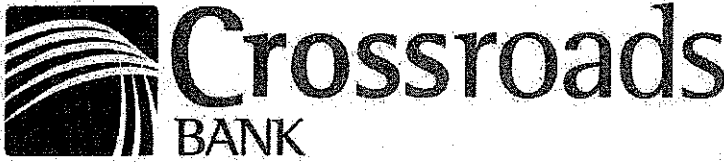
CK # 1819	Crossroads Bank - lease on hydro excavator	(6,510.39)
CK # 1820	Mayfield Electric and Water - labor, mileage, material for leak detection (OCT 2023) (see attached invoice and supporting documentation)	(38,680.94) *

Deposits

- Surcharge Revenue (4889 Customers x \$5.00)	24,445.00
- Interest Earned	410.11

Account Balance as of 11/30/23 \$199,557.53

* Check 1820 did not clear bank in November



Where Your Bank and Your Life Meet.

Graves County Water District
Belva Wilkerson
PO Box 329
Mayfield, KY 42066-0029

Remit To:
Crossroads Bank
Lease Department
P O Box 259
Wabash, IN 46992

Invoice # 48314
Inv. Date 11/2/2023
Due Date 11/22/2023

	Period	10/23/2023	11/22/2023
	<u>Payment</u>	<u>Tax</u>	<u>Total</u>
ML1162-1001 Payment	\$6,510.39	\$0.00	\$6,510.39

TOTAL AMOUNT DUE \$6,510.39

Terms: Net Cash Due on Due Date

GRAVES COUNTY WATER DISTRICT
Leak Detection

NOVEMBER 2023

service for OCTOBER 2023

Sth Graves/Hickory water Leak detection	Rate/Hr	
Regular hours	99	\$40.00 \$3,960.00
Overtime Hours		\$60.00 \$0.00
Total Mileage	569	0.625 \$355.63
material		\$34,365.31
VAC TRUCK		\$0.00
TRACHOE	\$50.00	\$0.00
BORE MACHINE		\$0.00
bachoe		\$0.00
		\$0.00
	TOTAL	\$38,680.94

Please send bill to:

Mayfield Elec & Water
301 East Broadway
Mayfield, KY 42066
270-247-4661 Ext 118



ONLINE BANKING
GrowWithFNB.com

MOBILE BANKING
Download our App Today!
Available in the App Store
or Google Play

INFO 24
1-800-808-9852
Automated Response
Service

FNB MAIN OFFICE
Toll Free: 888-9DialFNB
101 East Broadway,
Mayfield, KY 42066

GRAVES CO WATER DISTRICT
(WATER LOSS REDUCTION)
301 E BROADWAY
MAYFIELD KY 42066-2405



Statement Date: 11/30/2023

Account No.:

Page: 1

MUNICIPAL INTEREST CHECKIN SUMMARY

Type: REG Status: Active

Category	Number	Amount
Balance Forward From 10/31/23		219,893.75
Debits	1	6,510.39
Automatic Deposits	1	24,445.00+
Interest Added This Statement		410.11+
Ending Balance On 11/30/23		238,238.47
Annual Percentage Yield Earned	2.25%	
Interest Paid This Year	2,687.27	
Average Balance (Collected)	223,755.04+	

ALL CREDIT ACTIVITY

Date	Description	Amount
11/22/23	MONTHLY SURCHARGE REVENUE	24,445.00
11/30/23	INTEREST PAID	410.11

CHECKS AND OTHER DEBITS

* indicates a gap in the check numbers

Date	Check #	Amount	Date	Check #	Amount	Date	Check #	Amount
11/15/23	1819	6,510.39						

DAILY BALANCE SUMMARY

Beginning Ledger Balance on 10/31/23 was 219,893.75

Date	Balance	Date	Balance	Date	Balance
11/15/23	213,383.36	11/22/23	237,828.36	11/30/23	238,238.47

This Statement Cycle Reflects 30 Days

The Interest Earned And The Annual Percentage Yield Earned
Are Based On The Period 11/01/2023 Through 11/30/2023



ONLINE BANKING
GrowWithFNB.com

MOBILE BANKING
Download our App Today!
Available in the App Store
or Google Play

INFO 24
1-800-608-9852
Automated Response
Service

FNB MAIN OFFICE
Toll Free: 888-9DialFNB
101 East Broadway,
Mayfield, KY 42066

Statement Date: 11/30/2023

Account No.:

Page: 2

SEE FEE SCHEDULE FOR CHANGES IN BOLD

Direct Inquiries About Electronic Entries To:


FNB BANK
P O BOX 369
MAYFIELD KY 42066
Phone: (270) 247-1758



GRAVES CO WATER DISTRICT
Account No. : 5781091
Stmnt. Date : 11/30/2023

Bank : 128
Images : 1
Page : 3

IMAGE STATEMENT



AMT: 6,510.39 SEQ: 80000240
CK: 1819 DT: 11/15/23 ST: Paid



WATER DISTRICT JOB FORM	
Date	<u>10-2-23</u>
Water District	<u>Fancy Farm</u>
Address or location of problem	
Description of problem	<u>GCW/O</u>
Materials used to fix problem	<u>1 man, truck 56, 35 miles</u>
Time spent on job including travel time	<u>9 hours</u>

WATER DISTRICT JOB FORM	
Date	<u>10-3-23</u>
Water District	<u>South Graves</u>
Address or location of problem	
Description of problem	<u>GCWLD</u>
Materials used to fix problem	<u>1 man, truck 56, 40 miles</u>
Time spent on job including travel time	<u>9 hours</u>

WATER DISTRICT JOB FORM	
Date	10-4-23
Water District	South Graves
Address or location of problem	
Description of problem	GCWLD
Materials used to fix problem	truck 56, 1 man, 55 miles
Time spent on job including travel time	9 hours

WATER DISTRICT JOB FORM	
Date	10-6-23
Water District	South Graves
Address or location of problem	
Description of problem	GCWLD
Materials used to fix problem	truck 56, 1 man, 60 miles
Time spent on job including travel time	9 hours

WATER DISTRICT JOB FORM	
Date	10-9-23
Water District	South Graves
Address or location of problem	
Description of problem	GCWLD
Materials used to fix problem	truck 56, 1 man, 52 miles
Time spent on job including travel time	9 hours

WATER DISTRICT JOB FORM	
Date	10-10-23
Water District	South Graves
Address or location of problem	
Description of problem	GCWLD
Materials used to fix problem	truck 56, 1 man, 58 miles
Time spent on job including travel time	9 hours

WATER DISTRICT JOB FORM	
Date	10-11-23
Water District	South Graves
Address or location of problem	
Description of problem	GCWLD
Materials used to fix problem	truck 56, 1 man, 63miles
Time spent on job including travel time	9 hours

WATER DISTRICT JOB FORM	
Date	10-12-23
Water District	South Graves
Address or location of problem	
Description of problem	GCWLD
Materials used to fix problem	truck 56, 1 man, 47 miles
Time spent on job including travel time	9 hours

WATER DISTRICT JOB FORM	
Date	<u>10-16-23</u>
Water District	<u>South Graves</u>
Address or location of problem	
Description of problem	<u>GCWLD</u>
Materials used to fix problem	<u>truck 56, 1 man, 54 miles</u>
Time spent on job including travel time	<u>9 hours</u>

WATER DISTRICT JOB FORM	
Date	10-17-23
Water District	South Graves
Address or location of problem	
Description of problem	GCWLD
Materials used to fix problem	truck 56, 1 man, 55 miles
Time spent on job including travel time	9 hours

WATER DISTRICT JOB FORM	
Date	10-18-23
Water District	South Graves
Address or location of problem	
Description of problem	GCWLD
Materials used to fix problem	truck 56, 1 man, 50 miles
Time spent on job including travel time	9 hours

Vendor ID	Name	Payment Number	Check Date	Document Number	
000707	G&C SUPPLY CO INC	00000000000046671	10/12/2023	009346	
Invoice Number	Date	Amount	Amount Paid	Discount	Net Amount Paid
10/11/23	10/12/2023	\$64,484.31	\$64,484.31	\$0.00	\$64,484.31

\$64,484.31 \$64,484.31 \$0.00 \$64,484.31

G & C SUPPLY CO., Inc.

INVOICE

WATER, SEWER & GAS SUPPLIES
SIGN & SAFETY SUPPLIES
P.O. Drawer 459 - 1105 State Route 77
Atwood, TN 38220
(731)662-7193 or (800)238-3836

REMIT TO
P. O. Drawer 459
Atwood, TN 38220

INVOICE	
6920737	
Invoice Date	Page
09/11/2023 08:19:39	1 of 1
ORDER NUMBER	
1960551	

Bill To:
MAYFIELD ELECTRIC & WATER DEPT
P.O. BOX 347
MAYFIELD, KY 42066

Ship To:
MAYFIELD ELECTRIC & WATER DEPT
438 EAST BROADWAY
MAYFIELD, KY 42066

Customer ID: 1252

PO Number	Term Description	Net Due Date	Disc Due Date	Discount Amount
	Net 30	10/11/2023	10/11/2023	0.00

Order Date	Pick Ticket No	Primary Salesrep Name	Taker
08/30/2023 09:16:39	3984658	J. G. W. Price	AMORTON

Quantities			Status Key	Item ID	Unit	Unit Price	Extended Price
Ordered	Shipped	Remaining	B = Backorder D = Direct C = Canceled P = In Production	Item Description			

Carrier: OUR TRUCK W/OTHER

Trucking #:

10	7	3	B	5005Q0003 4" EVOQ4 ELSTER MAG METER USC	EA	2,525.2600	17,676.82
10	3	7	B	5005Q0004 6" EVO Q4 AMCO ELCTROMAGNETIC METER US GAL.	EA	1,247.2000	12,801.60

Total Lines: 2

SUB-TOTAL: 30,478.42

TAX: 0.00

AMOUNT DUE: 30,478.42

Thank You!! We Really Appreciate Your Business! FED. I. D. 470010003

To Better Serve You - We Now Accept Visa, MasterCard, American Express, Discover and Debit Cards

*Order
detention*

All returns may be subject to a manufacturer's restocking charge. All custom or non-stock items are non-returnable.

G & C SUPPLY CO., Inc.

INVOICE

WATER, SEWER & GAS SUPPLIES
SIGN & SAFETY SUPPLIES

P.O. Drawer 459 - 1105 State Route 77
Atwood, TN 38220
(731)662-7193 or (800)238-3836

REMIT TO
P. O. Drawer 459
Atwood, TN 38220

INVOICE	
6919884	
Invoice Date	Page
09/01/2023 11:54:08	1 of 1
ORDER NUMBER	
1959900	

Bill To:
MAYFIELD ELECTRIC & WATER DEPT
P.O. BOX 347
MAYFIELD, KY 42066

Ship To:
MAYFIELD ELECTRIC & WATER DEPT
408 EAST BROADWAY
MAYFIELD, KY 42066

Customer ID: 1252

PO Number	Term Description	Net Due Date	Disc Due Date	Discount Amount
	Net 30	10/01/2023	10/01/2023	0.00

Order Date	Pick Ticket No	Primary Salesrep Name	Taker
08/24/2023 11:44:17	3983946	Jeff Wallace	AMORTON

Quantities			Status Key	Item ID	Unit	Unit Price	Extended Price
Ordered	Shipped	Remaining	B = Backorder D = Direct C = Canceled P = In Production	Item Description			

Carrier: OUR TRUCK

Tracking #: MUDGINS 8-30-23 (KY)

2,300	2,300	0		RR200-6 6 CLASS 200 PVC RR PIPE SDR 21	FT	10.6900	24,587.00
1,500	1,500	0		SCH40-2 2 SCH 40 PVC SW PIPE BELL END	FT	1.7600	2,640.00
1	1	0		77-2 2 MAINGAURD FLUSH HYDT-2 FPT 3' BURY - HORIZONTAL INLET	EA	685.7100	685.71
1	1	0		4067-01-2 2 M&H MJ RW GATE VALVE	EA	479.9300	479.93

Total Lines: 4

SUB-TOTAL: 28,392.64

TAX: 0.00

AMOUNT DUE: 28,392.64

Thank You!! We Really Appreciate Your Business! FED. I. D. 610912093

To Better Serve You - We Now Accept Visa, MasterCard, American Express, Discover and Debit Cards

All returns may be subject to a manufacturer's restocking charge. All custom or non-stock items are non-refundable.

ORIGINAL

PUBLIC SERVICE COMMISSION

Monthly Water Loss Report

Water Utility:

For the Month of: Year:

LINE #	ITEM	GALLONS (Omit 000's)
1	WATER PRODUCED AND PURCHASED	
2	Water Produced	
3	Water Purchased	9,173,128
4	TOTAL PRODUCED AND PURCHASED	9,173,128
5		
6	WATER SALES	
7	Residential	6,461,177
8	Commercial	314,800
9	Industrial	
10	Bulk Loading Stations	
11	Wholesale	
12	Public Authorities	
13	Other Sales (explain)	
14	TOTAL WATER SALES	6,775,977
15		
16	OTHER WATER USED	
17	Utility and/or Water Treatment Plant	
18	Wastewater Plant	
19	System Flushing	
20	Fire Department	
21	Other Usage (explain)	
22	TOTAL OTHER WATER USED	-
23		
24	WATER LOSS	
25	Tank Overflows	
26	Line Breaks	
27	Line Leaks	2,397,151
28	Excavation Damages	
29	Theft	
30	Other Loss (explain)	
31	TOTAL WATER LOSS	2,397,151
32		
33	Note: Line 14 + Line 22 + Line 31 MUST Equal Line 4	
34		
35	WATER LOSS PERCENTAGE	
36	(Line 31 divided by Line 4)	26.13%

PUBLIC SERVICE COMMISSION

Monthly Water Loss Report

Water Utility:

For the Month of: Year:

LINE #	ITEM	GALLONS (0mit.000's)
1	WATER PRODUCED AND PURCHASED	
2	Water Produced	
3	Water Purchased	1,824,000
4	TOTAL PRODUCED AND PURCHASED	1,824,000
5	WATER SALES	
7	Residential	1,269,400
8	Commercial	398,500
9	Industrial	
10	Bulk Loading Stations	
11	Wholesale	
12	Public Authorities	
13	Other Sales (explain)	
14	TOTAL WATER SALES	1,667,900
15	OTHER WATER USED	
17	Utility and/or Water Treatment Plant	
18	Wastewater Plant	
19	System Flushing	
20	Fire Department	
21	Other Usage (explain)	
22	TOTAL OTHER WATER USED	
23	WATER LOSS	
25	Tank Overflows	
26	Line Breaks	
27	Line Leaks	156,100
28	Excavation Damages	
29	Theft	
30	Other Loss (explain)	
31	TOTAL WATER LOSS	156,100
32	Note: Line 14 + Line 22 + Line 31 MUST Equal Line 4	
33	WATER LOSS PERCENTAGE	
34	(Line 31 divided by Line 4)	8.56%

PUBLIC SERVICE COMMISSION

Monthly Water Loss Report

Water Utility: Fancy Farm

For the Month of: November Year: 2023

LINE #	ITEM	GALLONS (0mit.000's)
1	WATER PRODUCED AND PURCHASED	
2	Water Produced	
3	Water Purchased	3,747,090
4	TOTAL PRODUCED AND PURCHASED	3,747,090
5		
6	WATER SALES	
7	Residential	1,444,121
8	Commercial	190,200
9	Industrial	
10	Bulk Loading Stations	
11	Wholesale	611,500
12	Public Authorities	
13	Other Sales (explain)	
14	TOTAL WATER SALES	2,245,821
15		
16	OTHER WATER USED	
17	Utility and/or Water Treatment Plant	
18	Wastewater Plant	
19	System Flushing	
20	Fire Department	
21	Other Usage (explain)	
22	TOTAL OTHER WATER USED	
23		
24	WATER LOSS	
25	Tank Overflows	
26	Line Breaks	
27	Line Leaks	1,501,269
28	Excavation Damages	
29	Theft	
30	Other Loss (explain)	
31	TOTAL WATER LOSS	1,501,269
32		
33	Note: Line 14 + Line 22 + Line 31 MUST Equal Line 4	
34		
35	WATER LOSS PERCENTAGE	
36	(Line 31 divided by Line 4)	40.06%

PUBLIC SERVICE COMMISSION

Monthly Water Loss Report

Water Utility: Hickory

For the Month of: November Year: 2023

LINE #	ITEM	GALLONS (in millions)
1	WATER PRODUCED AND PURCHASED	
2	Water Produced	
3	Water Purchased	13,454,000
4	TOTAL PRODUCED AND PURCHASED	13,454,000
5		
6	WATER SALES	
7	Residential	4,700,700
8	Commercial	3,347,000
9	Industrial	
10	Bulk Loading Stations	
11	Wholesale	
12	Public Authorities	
13	Other Sales (explain) _____	
14	TOTAL WATER SALES	8,047,700
15		
16	OTHER WATER USED	
17	Utility and/or Water Treatment Plant	
18	Wastewater Plant	
19	System Flushing	
20	Fire Department	
21	Other Usage (explain) _____	
22	TOTAL OTHER WATER USED	
23		
24	WATER LOSS	
25	Tank Overflows	
26	Line Breaks	
27	Line Leaks	5,406,300
28	Excavation Damages	
29	Theft	
30	Other Loss (explain) _____	
31	TOTAL WATER LOSS	5,406,300
32		
33	Note: Line 14 + Line 22 + Line 31 MUST Equal Line 4	
34		
35	WATER LOSS PERCENTAGE	
36	(Line 31 divided by Line 4)	40.18%

PUBLIC SERVICE COMMISSION

Monthly Water Loss Report

Water Utility: Sedalia

For the Month of: November Year: 2023

LINE #	ITEM	GALLONS (Cmil 100's)
1	WATER PRODUCED AND PURCHASED	
2	Water Produced	
3	Water Purchased	541,580
4	TOTAL PRODUCED AND PURCHASED	541,580
5		
6	WATER SALES	
7	Residential	449,845
8	Commercial	86,400
9	Industrial	
10	Bulk Loading Stations	
11	Wholesale	
12	Public Authorities	
13	Other Sales (explain)	
14	TOTAL WATER SALES	536,245
15		
16	OTHER WATER USED	
17	Utility and/or Water Treatment Plant	
18	Wastewater Plant	
19	System Flushing	
20	Fire Department	
21	Other Usage (explain)	
22	TOTAL OTHER WATER USED	
23		
24	WATER LOSS	
25	Tank Overflows	
26	Line Breaks	
27	Line Leaks	5,335
28	Excavation Damages	
29	Theft	
30	Other Loss (explain)	
31	TOTAL WATER LOSS	5,335
32		
33	Note: Line 14 + Line 22 + Line 31 MUST Equal Line 4	
34		
35	WATER LOSS PERCENTAGE	
36	(Line 31 divided by Line 4)	0.99%

PUBLIC SERVICE COMMISSION

Monthly Water Loss Report

Water Utility: South Graves

For the Month of: November Year: 2023

LINE #	ITEM	GALLONS (omit 000's)
1	WATER PRODUCED AND PURCHASED	
2	Water Produced	
3	Water Purchased	5,040,460
4	TOTAL PRODUCED AND PURCHASED	5,040,460
5		
6	WATER SALES	
7	Residential	1,917,082
8	Commercial	158,500
9	Industrial	
10	Bulk Loading Stations	
11	Wholesale	
12	Public Authorities	
13	Other Sales (explain)	
14	TOTAL WATER SALES	2,075,582
15		
16	OTHER WATER USED	
17	Utility and/or Water Treatment Plant	
18	Wastewater Plant	
19	System Flushing	
20	Fire Department	
21	Other Usage (explain)	
22	TOTAL OTHER WATER USED	
23		
24	WATER LOSS	
25	Tank Overflows	
26	Line Breaks	
27	Line Leaks	2,964,878
28	Excavation Damages	
29	Theft	
30	Other Loss (explain)	
31	TOTAL WATER LOSS	2,964,878
32		
33	Note: Line 14 + Line 22 + Line 31 MUST Equal Line 4	
34		
35	WATER LOSS PERCENTAGE	
36	(Line 31 divided by Line 4)	58.82%