

KyPSC Case No. 2019-00271
ATTORNEY GENERAL 2nd SET
TABLE OF CONTENTS

<u>DATA REQUEST</u>	<u>WITNESS</u>	<u>TAB NO.</u>
AG-DR-02-001	Sarah E. Lawler Christopher M. Jacobi	1
AG-DR-02-002	Sarah E. Lawler	2
AG-DR-02-003	Legal	3
AG-DR-02-004	Sarah E. Lawler	4
AG-DR-02-005	Sarah E. Lawler	5
AG-DR-02-006	John Verderame	6
AG-DR-02-007	John J. Spanos,.....	7
AG-DR-02-008	James M. Mosley John J. Spanos,.....	8
AG-DR-02-009	James M. Mosley John J. Spanos,.....	9
AG-DR-02-010	James M. Mosley	10
AG-DR-02-011	Melissa B. Abernathy	11
AG-DR-02-012	Sarah E. Lawler	12
AG-DR-02-013	Leslie Quick / Danielle Weatherston Sarah E. Lawler	13
AG-DR-02-014	Christopher M. Jacobi	14
AG-DR-02-015	Danielle Weatherston	15

AG-DR-02-016	Jeff Setser	16
AG-DR-02-017	John Verderame	17
AG-DR-02-018	Danielle Weatherston James M. Mosley	18
AG-DR-02-019	John Verderame / James M. Mosley Christopher M. Jacobi	19
AG-DR-02-020	Melissa B. Abernathy	20
AG-DR-02-021	Danielle Weatherston Christopher M. Jacobi	21
AG-DR-02-022	Danielle Weatherston	22
AG-DR-02-023	Danielle Weatherston	23
AG-DR-02-024	Christopher M. Jacobi	24
AG-DR-02-025	Danielle Weatherston Christopher M. Jacobi	25
AG-DR-02-026	Sarah E. Lawler	26
AG-DR-02-027	Danielle Weatherston	27
AG-DR-02-028	Danielle Weatherston	28
AG-DR-02-029	William Don Wathen Jr	29
AG-DR-02-030	William Don Wathen Jr	30
AG-DR-02-031	William Don Wathen Jr	31
AG-DR-02-032	Christopher M. Jacobi / Danielle Weatherston Sarah E. Lawler	32

AG-DR-02-033	Danielle Weatherston Christopher M. Jacobi	33
AG-DR-02-034	Danielle Weatherston William Don Wathen Jr	34
AG-DR-02-035	Sarah E. Lawler	35
AG-DR-02-036	Christopher M. Jacobi	36
AG-DR-02-037	Christopher M. Jacobi	37
AG-DR-02-038	Danielle Weatherston Christopher M. Jacobi	38
AG-DR-02-039	Renee H. Metzler Christopher Jacobi	39
AG-DR-02-040	Christopher M. Jacobi	40
AG-DR-02-041	Danielle Weatherston Christopher M. Jacobi	41
AG-DR-02-042	Jeff Setser	42
AG-DR-02-043	Renee H. Metzler Christopher M. Jacobi	43
AG-DR-02-044	Christopher M. Jacobi	44
AG-DR-02-045	Jeff Setser	45
AG-DR-02-046	Jeff Setser	46
AG-DR-02-047	Jeff Setser	47
AG-DR-02-048	Jeff Setser	48
AG-DR-02-049	Jeff Setser	49


AG-DR-02-050	Jeff Setser Sarah E. Lawler	50
AG-DR-02-051	Christopher M. Jacobi	51
AG-DR-02-052	Danielle Weatherston	52
AG-DR-02-053	James E. Ziolkowski	53
AG-DR-02-054	James E. Ziolkowski	54
AG-DR-02-055	TK Christie	55
AG-DR-02-056	Danielle Weatherston	56
AG-DR-02-057	Danielle Weatherston	57
AG-DR-02-058	Danielle Weatherston	58
AG-DR-02-059	Danielle Weatherston	59
AG-DR-02-060	Danielle Weatherston	60
AG-DR-02-061	Danielle Weatherston	61
AG-DR-02-062	Tim Abbott	62
AG-DR-02-063	Ash Norton	63
AG-DR-02-064	Ash Norton	64
AG-DR-02-065	Andrew Ritch	65
AG-DR-02-066	Ash Norton	66
AG-DR-02-067	Ash Norton	67
AG-DR-02-068	Ash Norton	68
AG-DR-02-069	Ash Norton	69

AG-DR-02-070	Sarah E. Lawler	70
AG-DR-02-071	Legal	71
AG-DR-02-072	Ash Norton	72
AG-DR-02-073	Ash Norton	73
AG-DR-02-074	Ash Norton	74
AG-DR-02-075	Ash Norton	75
AG-DR-02-076	Ash Norton	76
AG-DR-02-077	Christopher M. Jacobi	77
AG-DR-02-078	Danielle Weatherston Christopher M. Jacobi	78

VERIFICATION

STATE OF OHIO)
) SS:
COUNTY OF HAMILTON)

The undersigned, Tim Abbott, Director of System Operations Services, being duly sworn, deposes and says that he has personal knowledge of the matters set forth in the foregoing data requests, and that the answers contained therein are true and correct to the best of her knowledge, information and belief.



Tim Abbott, Affiant

Subscribed and sworn to before me by Tim Abbott, on this 21st day of November, 2019.



NOTARY PUBLIC

My Commission Expires: July 8, 2022



E. MINNA ROLFES-ADKINS
Notary Public, State of Ohio
My Commission Expires
July 8, 2022

VERIFICATION

STATE OF OHIO)
) **SS:**
COUNTY OF HAMILTON)

The undersigned, Ash M. Norton, Director Distribution Design Engineering and its subsidiary, Duke Energy Kentucky, Inc., being duly sworn, deposes and says that she has personal knowledge of the matters set forth in the foregoing data request and that it is true and correct to the best of her knowledge, information and belief.

Ash M. Norton
Ash M. Norton, Affiant

Subscribed and sworn to before me by Ash M. Norton, on this 21st day of November, 2019.

E. Minna Rolfes-Adkins
NOTARY PUBLIC

My Commission Expires: July 8, 2022



E. MINNA ROLFES-ADKINS
Notary Public, State of Ohio
My Commission Expires
July 8, 2022


VERIFICATION

STATE OF NORTH CAROLINA)
) SS:
COUNTY OF MECKLENBURG)

The undersigned, Danielle L. Weatherston, Manager Accounting II, being duly sworn, deposes and says that she has personal knowledge of the matters set forth in the foregoing data request and that it is true and correct to the best of her knowledge, information and belief.

Danielle L. Weatherston
Danielle L. Weatherston, Affiant

Subscribed and sworn to before me by Danielle L. Weatherston on this 19th day of November, 2019.




Georgianna A. Anderson
NOTARY PUBLIC

My Commission Expires: August 18, 2021

VERIFICATION

STATE OF OHIO)
)
COUNTY OF HAMILTON) SS:

The undersigned, Andrew Ritch, Wholesale Renewable Manager, being duly sworn, deposes and says that he has personal knowledge of the matters set forth in the foregoing data request and that it is true and correct to the best of his knowledge, information and belief.



Andrew Ritch, Affiant

Subscribed and sworn to before me by Andrew Ritch, on this 14th day of November, 2019.



NOTARY PUBLIC

My Commission Expires: July 8, 2022

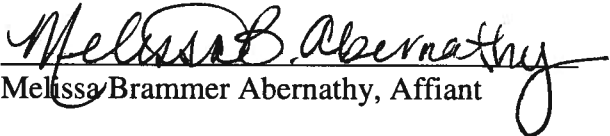


E. MINNA ROLFES-ADKINS
Notary Public, State of Ohio
My Commission Expires
July 8, 2022

VERIFICATION

STATE OF NORTH CAROLINA)
)
COUNTY OF MECKLENBURG) **SS:**

The undersigned, Melissa Brammer Abernathy, Manager Accounting II, Asset Accounting being duly sworn, deposes and says that she has personal knowledge of the matters set forth in the foregoing data request and that it is true and correct to the best of her knowledge, information and belief.


Melissa Brammer Abernathy, Affiant

Subscribed and sworn to before me by Melissa Brammer Abernathy on this 21
day of November, 2019.


NOTARY PUBLIC

My Commission Expires: 7-6-2020

VERIFICATION


STATE OF NORTH CAROLINA)
)
COUNTY OF MECKLENBURG) SS:

The undersigned, Lesley G. Quick, Vice President Revenue Services, being duly sworn, deposes and says that she has personal knowledge of the matters set forth in the foregoing data request and that it is true and correct to the best of her knowledge, information and belief.

Lesley Quick

Lesley G. Quick Affiant

Subscribed and sworn to before me by Lesley G. Quick on this 18 day of November, 2019.



Lori S Thompson

NOTARY PUBLIC

My Commission Expires: March 18, 2022

VERIFICATION


STATE OF NORTH CAROLINA)
) **SS:**
COUNTY OF MECKLENBURG)

The undersigned, Jeffrey R. Setser, Director of Allocations and Reporting, being duly sworn, deposes and says that he has personal knowledge of the matters set forth in the foregoing data request and that it is true and correct to the best of his knowledge, information and belief.



Jeffrey R. Setser Affiant

Subscribed and sworn to before me by Jeffrey R. Setser on this 20 day of November 2019.


NOTARY PUBLIC

My Commission Expires: 10/2/21

VERIFICATION

STATE OF NORTH CAROLINA)
) **SS:**
COUNTY OF MECKLENBURG)


The undersigned, Renee Metzler, Managing Director – Retirement and Health and Welfare, being duly sworn, deposes and says that she has personal knowledge of the matters set forth in the foregoing data request and that it is true and correct to the best of her knowledge, information and belief.



Renee Metzler Affiant

Subscribed and sworn to before me by Renee Metzler on this 15th day of 2019


2019.



NOTARY PUBLIC

My Commission Expires:


FELICIA SUEANN RUTTY
NOTARY PUBLIC
MECKLENBURG COUNTY, NC
My Commission Expires 9-17-2023



VERIFICATION


STATE OF INDIANA)
) **SS:**
COUNTY OF HENDRICKS)

The undersigned, Thomas Christie, Director Distribution Vegetation Management, being duly sworn, deposes and says that he has personal knowledge of the matters set forth in the foregoing data request and that it is true and correct to the best of his knowledge, information and belief.



Thomas Christie, Affiant

Subscribed and sworn to before me by Thomas Christie on this 19th day of NOVEMBER, 2019.






NOTARY PUBLIC

My Commission Expires: 4-11-2020

VERIFICATION

STATE OF OHIO)
) SS:
COUNTY OF HAMILTON)

The undersigned, James E. Ziolkowski, Director, Rates & Regulatory Planning, being duly sworn, deposes and says that he has personal knowledge of the matters set forth in the foregoing data request and that it is true and correct to the best of his knowledge, information and belief.



James E. Ziolkowski Affiant

Subscribed and sworn to before me by James E. Ziolkowski on this 18th day of November, 2019.



NOTARY PUBLIC

My Commission Expires: July 8, 2022




E. MINNA ROLFES-ADKINS
Notary Public, State of Ohio
My Commission Expires
July 8, 2022

VERIFICATION

STATE OF OHIO)
)
COUNTY OF HAMILTON) **SS:**

The undersigned, William Don Wathen Jr., Director of Rates & Regulatory Strategy, being duly sworn, deposes and says that he has personal knowledge of the matters set forth in the foregoing data request and that it is true and correct to the best of his knowledge, information and belief.




William Don Wathen Jr., Affiant

Subscribed and sworn to before me by William Don Wathen Jr., on this 15TH day of NOVEMBER, 2019.



ADELE M. FRISCH
Notary Public, State of Ohio
My Commission Expires 01-05-2024



NOTARY PUBLIC

My Commission Expires: 1/5/2024

VERIFICATION

STATE OF INDIANA)
COUNTY OF HENDRICKS) SS:

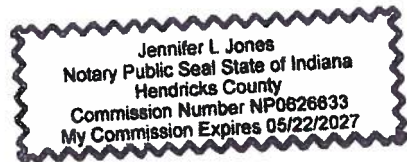
The undersigned, James Michael Mosley, Vice President Midwest Generation, being duly sworn, deposes and says that he has personal knowledge of the matters set forth in the foregoing data request and that it is true and correct to the best of his knowledge, information and belief.

James Michael Mosley, Affiant

Subscribed and sworn to before me by James Michael Mosley on this 18 day of November, 2019.

NOTARY PUBLIC


My Commission Expires:



VERIFICATION

STATE OF NORTH CAROLINA)
)
COUNTY OF MECKLENBURG) **SS:**

The undersigned, John A. Verderame Vice President, Fuels and Systems Optimization, being duly sworn, deposes and says that he has personal knowledge of the matters set forth in the foregoing data request and that it is true and correct to the best of his knowledge, information and belief.



John A. Verderame Affiant

Subscribed and sworn to before me by John A. Verderame on this 14 day of November, 2019.



NOTARY PUBLIC

My Commission Expires:

MARY B VICKNAIR
NOTARY PUBLIC
Davie County
North Carolina
My Commission Expires Sept. 21, 2022

VERIFICATION

STATE OF NORTH CAROLINA)
)
COUNTY OF MECKLENBURG)


SS:

The undersigned, Christopher M. Jacobi, Director, Regional Financial Forecasting, being duly sworn, deposes and says that he has personal knowledge of the matters set forth in the foregoing data request and that it is true and correct to the best of his knowledge, information and belief.



Christopher M. Jacobi Affiant

Subscribed and sworn to before me by Christopher M. Jacobi on this 14th day of November, 2019.





NOTARY PUBLIC

My Commission Expires: 06/08/2020

VERIFICATION

COMMONWEALTH OF PENNSYLVANIA)
)
) SS:
COUNTY OF CUMBERLAND)

The undersigned, John J. Spanos, President of Gannett Fleming Valuation and Rate Consultants, LLC, being duly sworn, deposes and says that he has personal knowledge of the matters set forth in the foregoing data request and that it is true and correct to the best of his knowledge, information and belief.

John J. Spanos
John J. Spanos Affiant

Subscribed and sworn to before me by John J. Spanos on this 15th day of November, 2019.

Cheryl Ann Rutter
NOTARY PUBLIC

My Commission Expires: February 20, 2023

Commonwealth of Pennsylvania - Notary Seal
Cheryl Ann Rutter, Notary Public
Cumberland County
My commission expires February 20, 2023
Commission number 1143028
Member, Pennsylvania Association of Notaries

VERIFICATION

STATE OF OHIO)
) SS:
COUNTY OF HAMILTON)

The undersigned, Sarah E. Lawler, Director Rates & Regulatory Planning, being duly sworn, deposes and says that she has personal knowledge of the matters set forth in the foregoing data request and that it is true and correct to the best of her knowledge, information and belief.



Sarah E. Lawler Affiant

Subscribed and sworn to before me by Sarah E. Lawler on this 14th day of November, 2019.



NOTARY PUBLIC

My Commission Expires: July 8, 2022



E. MINNA ROLFES-ADKINS
Notary Public, State of Ohio
My Commission Expires
July 8, 2022

Duke Energy Kentucky
Case No. 2019-00271
Attorney General's Second Set Data Requests
Date Received: November 12, 2019

AG-DR-02-001

REQUEST:

Refer to the response to Staff-DR-02-008 Attachment.

- a. Provide the capital expenditures and plant additions by month for each project with a total cost of \$1 million or more. For each such project, provide a detailed description, including, but not limited to, the location and purpose of the project; whether the Company obtained approval, such as a CPCN, from the Commission, and if so, provide the case number; the date construction commenced or is forecast to commence; and the date the project is forecast to be placed in service.
- b. Describe the CC (Capital Challenge) capital expenditure/plant addition category and the manner in which these negative capital expenditures/plant additions were incorporated into the plant accounts for depreciation expense purposes.
- c. Provide a detailed description of the Fossil Ash Basin Initiative. Indicate whether the costs for this category of capital expenditures/plant additions qualifies for recovery through the Company's environmental surcharge mechanism, and if not, provide a detailed description of why the Company believes that it does not.
- d. Provide the revenue requirement for each project included in the Fossil Ash Basin Initiative. Provide all assumptions, data, and calculations in electronic spreadsheet in live format with all formulas intact used to quantify the revenue requirement and provide a copy of all source documents relied on for any of this information.

RESPONSE:

- a. The Company does not forecast all capital projects at this level of detail. However, for details of certain projects expected to require a CPCN, please see response to STAFF-DR-02-100(a).
- b. See response to STAFF-DR-03-029. These forecasted negative capital expenditures and plant additions have the effect of reducing depreciation expense and rate base in the test period.
- c. Costs for the certain projects within the Fossil Ash Basin Initiative qualify for recovery through the Company's environmental surcharge mechanism. Therefore, the 13-month average rate base for these projects has been eliminated from forecasted period on Schedule B-2.2, page 2 of 2, line 5.
- d. See response to item (c).

PERSON RESPONSIBLE:

Christopher M. Jacobi – a., b.
Sarah E. Lawler – c., d.

Duke Energy Kentucky
Case No. 2019-00271
Attorney General's Second Set Data Requests
Date Received: November 12, 2019

AG-DR-02-002

REQUEST:

Confirm that the Company never has requested and the Commission never has authorized a prepaid pension asset in rate base for Duke Energy Kentucky electric or gas. If this is not correct, then provide a corrected statement and cite to all documentation relied on for your response.

RESPONSE:

Duke Energy Kentucky has not included a prepaid pension asset in rate base in any recent natural gas or electric rate case proceedings.

PERSON RESPONSIBLE: Sarah E. Lawler

Duke Energy Kentucky
Case No. 2019-00271
Attorney General's Second Set Data Requests
Date Received: November 12, 2019

AG-DR-02-003

REQUEST:

Provide a copy of all internal and external correspondence addressing the need for, timing of, and/or decision to proceed with a new depreciation study less than two years after the Commission issued its Order in Case No. 2017-00321.

RESPONSE:

Duke Energy Kentucky has a handful of emails related to this question, however, they were specifically generated in the context of seeking legal counsel and in anticipation of filing the rate application. Accordingly, such documents are protected under Kentucky law by the Attorney-Client Privilege and Attorney Work Product Doctrine and may not be produced.

PERSON RESPONSIBLE: Legal

Duke Energy Kentucky
Case No. 2019-00271
Attorney General's Second Set Data Requests
Date Received: November 12, 2019

AG-DR-02-004

REQUEST:

Provide all reasons why the Company chose to perform another depreciation study in the instant proceeding based on plant balances at December 31, 2018 given that it performed one for Case No. 2017-00321 based on plant balances at December 31, 2016, only a two-year interval

RESPONSE:

Duke Energy Kentucky objects to this question to the extent that it requests the disclosure of information protected under Kentucky law by the Attorney-Client Privilege and Attorney Work Product Doctrine. Without waiving such objection and while expressly maintaining such privileges, Duke Energy Kentucky decided to refresh the previous depreciation study: (1) so that the most current information would be available; (2) to reflect the changes in depreciation directed by the Commission in the 2017 electric rate case order; and (3) in anticipation that if it failed to file a new depreciation study, one or more intervenors would likely criticize the Company's decision.

PERSON RESPONSIBLE: Sarah E. Lawler

Duke Energy Kentucky
Case No. 2019-00271
Attorney General's Second Set Data Requests
Date Received: November 12, 2019

AG-DR-02-005

REQUEST:

Refer to the response to AG-DR-01-014(b)_Attachment, which provides the per books monthly ADIT in the test year by temporary difference. Refer to the response to Staff-DR-02-009(b), which provides the ADIT by temporary difference that the Company removed from the rate base calculation.

- a. Explain why the Company did not remove the Other Noncurrent After-Tax DTA for Solar ITC from the rate base calculation.
- b. Explain why the DTA for Solar ITC should be included, while the DTAs for EPRI Credit and R&D Credit are excluded. Provide a copy of all authorities relied on for your response.

RESPONSE:

- a. The Other Noncurrent After-Tax DTA for Solar ITC should have been excluded in the same way as the DTA's for the EPRI and R&D Credits.
- b. See part (a) above.

PERSON RESPONSIBLE: Sarah E. Lawler

Duke Energy Kentucky
Case No. 2019-00271
Attorney General's Second Set Data Requests
Date Received: November 12, 2019

AG-DR-02-006

REQUEST:

Refer to the response to AG-DR-01-141 and the ability to include certain non-fuel O&M expense into the Woodsdale cost-based offers.

- a. Describe how the non-fuel O&M expense is addressed in the calculation of PSM margins in the after the fact calculations for non-native load sales.
- b. Confirm that the non-fuel O&M will not be used to reduce the PSM margins. If denied, then explain why including the non-fuel O&M expense as a reduction to the margins in the PSM Rider does not double count the non-fuel O&M expense included in the base revenue requirement.

RESPONSE:

- a. The non-fuel O&M discussed in the response to AG-DR-01-141 does not impact PSM margins.
- b. Confirmed.

PERSON RESPONSIBLE: John Verderame

REQUEST:

Refer to Attachment JJS-1 at 40 (III-5).

- a. Provide all analyses and source documents and/or other information relied on for the life span estimate of 40 years for the Woodsdale CTs.
- b. Provide all analyses and source documents and/or other information relied on for the assertion that “[l]ife span estimates are typically 35 to 45 years for combustion turbines which are used primarily as peaking units.”
- c. Describe all analyses Mr. Spanos performed to assess whether these “estimates” of 35 to 45 years are consistent with actual life spans for CTs. If none, so state. If Mr. Spanos actually performed such analyses in this proceeding, then provide all source documents and/or other information relied on in the analyses.

RESPONSE:

- a. The life span of 40 years for the Woodsdale CTs has been in place and approved for many years. The Company established the 40-year life span many years ago and Mr. Spanos has consistently agreed with the plan. See AG-DR-02-007 Attachment 1 for the most recent information utilized.
- b. See AG-DR-02-007 Attachment 2, which sets forth the life spans of other combustion turbines that were considered by Mr. Spanos.
- c. Mr. Spanos continually reviews the life spans of CTs during the conduct of

depreciation studies each year. There were no formal analyses performed for this proceeding. Also, it should be noted that some CTs may stay in service but are only used for black start capabilities or emergency use.

PERSON RESPONSIBLE: John J. Spanos

Source:
 Approved by:

2017

Station	Unit	Plant Type	State	In-Svc	Prior Study	2014 IRP	Scenario				Weighted	Comments	Reason for life change by more than >5% change	Life at Last Study	Revised Life	% Change		
							Scenario 1 Env Regs Waste/Water (CP/CCR/ELG/WOBEL)	Scenario 2 Env Regs Air (MATS/Ozone/CP)	Scenario 3 Unit or Component EOL/Other	Scenario 4								
East Bend	2	Conventional Coal	KY	1981	2041	Not Specified	Yr	%	Yr	%	2041	100%	2041	Industry life subcritical coal cap at 60		60	80	0.00%
Woodsdale CT	1-6	Natural Gas/Propane	OH	1992	2032	Not Specified	Yr	%	Yr	%	2032	100%	2032	Industry life CC cap at 40		40	40	0.00%

Asset life assumptions (Yrs)

	<u>DEP 2010</u>	<u>DEC 2012</u>	<u>DEK</u> <u>(Previous)</u>	<u>Industry Summary</u> <u>Draft 2016</u>
Coal unit, subcritical	52-67	70	60	60
Coal unit, supercritical		70		65
CC	40	35		40
CT	40	40	40	40
Hydro, conventional	varies	varies		varies
Hydro, Pump Storage		varies		varies
Solar	N/A	N/A		30

Notes:

EXPERIENCED AND ESTIMATED LIFE SPANS OF SIMPLE CYCLE GAS POWER PLANTS - NEWER TECHNOLOGIES

COMPANY	LOCATION/UNIT	LIFE SPAN
COMPANY 1	PLANT/UNIT 1	35
COMPANY 1	PLANT/UNIT 2	36
COMPANY 2	PLANT/UNIT 1	44, 40
COMPANY 2	PLANT/UNIT 2	28
COMPANY 2	PLANT/UNIT 3	40
COMPANY 2	PLANT/UNIT 4	46
COMPANY 2	PLANT/UNIT 5	55, 16
COMPANY 3	PLANT/UNIT 1	46
COMPANY 4	PLANT/UNIT 1	40
COMPANY 4	PLANT/UNIT 2	35
COMPANY 4	PLANT/UNIT 3	26
COMPANY 4	PLANT/UNIT 4	40
COMPANY 5	PLANT/UNIT 1	57
COMPANY 5	PLANT/UNIT 2	62
COMPANY 5	PLANT/UNIT 3	54, 27
COMPANY 5	PLANT/UNIT 4	45
COMPANY 5	PLANT/UNIT 5	63, 8
COMPANY 5	PLANT/UNIT 6	50, 27
COMPANY 6	PLANT/UNIT 1	40
COMPANY 7	PLANT/UNIT 1	48
COMPANY 7	PLANT/UNIT 2	48
COMPANY 7	PLANT/UNIT 3	45
COMPANY 7	PLANT/UNIT 4	47, 25
COMPANY 8	PLANT/UNIT 1	40, 32
COMPANY 8	PLANT/UNIT 2	40
COMPANY 8	PLANT/UNIT 3	58
COMPANY 9	PLANT/UNIT 1	40
COMPANY 9	PLANT/UNIT 2	40
COMPANY 9	PLANT/UNIT 3	40
COMPANY 9	PLANT/UNIT 4	40
COMPANY 10	PLANT/UNIT 1	30
COMPANY 11	PLANT/UNIT 1	40
COMPANY 11	PLANT/UNIT 2	40
COMPANY 11	PLANT/UNIT 3	40
COMPANY 11	PLANT/UNIT 4	35
COMPANY 11	PLANT/UNIT 5	35
COMPANY 11	PLANT/UNIT 6	35
COMPANY 11	PLANT/UNIT 7	35
COMPANY 12	PLANT/UNIT 1	53
COMPANY 12	PLANT/UNIT 2	45
COMPANY 12	PLANT/UNIT 3	45
COMPANY 13	PLANT/UNIT 1	60, 25
COMPANY 13	PLANT/UNIT 2	54, 10
COMPANY 13	PLANT/UNIT 3	55, 19
COMPANY 14	PLANT/UNIT 1	35
COMPANY 15	PLANT/UNIT 1	60, 35
COMPANY 15	PLANT/UNIT 2	60, 35
COMPANY 15	PLANT/UNIT 3	58, 34
COMPANY 15	PLANT/UNIT 4	56, 35
COMPANY 15	PLANT/UNIT 5	61, 37
COMPANY 15	PLANT/UNIT 6	45
COMPANY 15	PLANT/UNIT 7	46
COMPANY 15	PLANT/UNIT 8	54, 8
COMPANY 15	PLANT/UNIT 9	31
COMPANY 15	PLANT/UNIT 10	46

EXPERIENCED AND ESTIMATED LIFE SPANS OF SIMPLE CYCLE GAS POWER PLANTS - NEWER TECHNOLOGIES

COMPANY	LOCATION/UNIT	LIFE SPAN
COMPANY 15	PLANT/UNIT 11	54, 41
COMPANY 15	PLANT/UNIT 12	30
COMPANY 16	PLANT/UNIT 1	40
COMPANY 16	PLANT/UNIT 2	55, 25
COMPANY 16	PLANT/UNIT 3	65, 25
COMPANY 16	PLANT/UNIT 4	65, 28
COMPANY 17	PLANT/UNIT 1	45
COMPANY 17	PLANT/UNIT 2	45
COMPANY 17	PLANT/UNIT 3	45
COMPANY 17	PLANT/UNIT 4	46
COMPANY 17	PLANT/UNIT 5	46
COMPANY 17	PLANT/UNIT 6	46
COMPANY 17	PLANT/UNIT 7	46
COMPANY 18	PLANT/UNIT 1	40
COMPANY 18	PLANT/UNIT 2	41
COMPANY 18	PLANT/UNIT 3	40
COMPANY 18	PLANT/UNIT 4	40
COMPANY 19	PLANT/UNIT 1	30
COMPANY 19	PLANT/UNIT 2	30
COMPANY 19	PLANT/UNIT 3	54, 21
COMPANY 19	PLANT/UNIT 4	57, 10
COMPANY 19	PLANT/UNIT 5	57, 13
COMPANY 20	PLANT/UNIT 1	33
COMPANY 20	PLANT/UNIT 2	29
COMPANY 20	PLANT/UNIT 3	39
COMPANY 20	PLANT/UNIT 4	31
COMPANY 21	PLANT/UNIT 1	40
COMPANY 21	PLANT/UNIT 2	23
COMPANY 21	PLANT/UNIT 3	27
COMPANY 21	PLANT/UNIT 4	27
COMPANY 21	PLANT/UNIT 5	66
COMPANY 21	PLANT/UNIT 6	55, 40
COMPANY 21	PLANT/UNIT 7	40
COMPANY 21	PLANT/UNIT 8	22
COMPANY 21	PLANT/UNIT 9	59, 20
COMPANY 21	PLANT/UNIT 10	59, 20
COMPANY 22	PLANT/UNIT 1	40
COMPANY 22	PLANT/UNIT 2	40
COMPANY 22	PLANT/UNIT 3	40
COMPANY 23	PLANT/UNIT 1	40
COMPANY 23	PLANT/UNIT 2	40
COMPANY 23	PLANT/UNIT 3	44, 30
COMPANY 23	PLANT/UNIT 4	42, 33
COMPANY 23	PLANT/UNIT 5	40
COMPANY 23	PLANT/UNIT 6	70, 41
COMPANY 23	PLANT/UNIT 7	70, 49
COMPANY 23	PLANT/UNIT 8	70, 31
COMPANY 23	PLANT/UNIT 9	70, 29
COMPANY 23	PLANT/UNIT 10	50
COMPANY 23	PLANT/UNIT 11	42
COMPANY 23	PLANT/UNIT 12	35
COMPANY 23	PLANT/UNIT 13	40
COMPANY 23	PLANT/UNIT 14	44
COMPANY 24	PLANT/UNIT 1	60, 20
COMPANY 24	PLANT/UNIT 2	41

EXPERIENCED AND ESTIMATED LIFE SPANS OF SIMPLE CYCLE GAS POWER PLANTS - NEWER TECHNOLOGIES

COMPANY	LOCATION/UNIT	LIFE SPAN
COMPANY 24	PLANT/UNIT 3	41
COMPANY 25	PLANT/UNIT 1	40
COMPANY 25	PLANT/UNIT 2	53, 25
COMPANY 25	PLANT/UNIT 3	46, 24
COMPANY 25	PLANT/UNIT 4	40, 24
COMPANY 25	PLANT/UNIT 5	40
COMPANY 25	PLANT/UNIT 6	40
COMPANY 25	PLANT/UNIT 7	49, 5
COMPANY 25	PLANT/UNIT 8	40
COMPANY 26	PLANT/UNIT 1	80, 44
COMPANY 26	PLANT/UNIT 2	50
COMPANY 26	PLANT/UNIT 3	51, 18
COMPANY 26	PLANT/UNIT 4	50, 35
COMPANY 27	PLANT/UNIT 1	48
COMPANY 27	PLANT/UNIT 2	49
COMPANY 27	PLANT/UNIT 3	48
COMPANY 27	PLANT/UNIT 4	48
COMPANY 28	PLANT/UNIT 1	30
COMPANY 28	PLANT/UNIT 2	30
COMPANY 28	PLANT/UNIT 3	30
COMPANY 29	PLANT/UNIT 1	41
COMPANY 29	PLANT/UNIT 2	41
COMPANY 29	PLANT/UNIT 3	35
COMPANY 29	PLANT/UNIT 4	41
COMPANY 29	PLANT/UNIT 5	46
COMPANY 29	PLANT/UNIT 6	48
COMPANY 30	PLANT/UNIT 1	30
COMPANY 30	PLANT/UNIT 2	30
COMPANY 30	PLANT/UNIT 3	30, 21
COMPANY 30	PLANT/UNIT 4	30
COMPANY 30	PLANT/UNIT 5	30, 18
COMPANY 30	PLANT/UNIT 6	37
COMPANY 30	PLANT/UNIT 7	36
COMPANY 30	PLANT/UNIT 8	30, 26
COMPANY 30	PLANT/UNIT 9	30
COMPANY 30	PLANT/UNIT 10	30, 21
COMPANY 30	PLANT/UNIT 11	30
COMPANY 30	PLANT/UNIT 12	30
COMPANY 30	PLANT/UNIT 13	30
COMPANY 30	PLANT/UNIT 14	30
COMPANY 31	PLANT/UNIT 1	45
COMPANY 31	PLANT/UNIT 2	45
COMPANY 31	PLANT/UNIT 3	45
COMPANY 31	PLANT/UNIT 4	45
COMPANY 31	PLANT/UNIT 5	68

Duke Energy Kentucky
Case No. 2019-00271
Attorney General's Second Set Data Requests
Date Received: November 12, 2019

AG-DR-02-008

REQUEST:

This question is directed to DEK and to Mr. Spanos separately. Provide all evidence that the Company actually intends to retire the Woodsdale CTs in 2032. If none, so state.

RESPONSE:

The probable retirement date for Woodsdale CTs in 2032 does not necessarily mean the units will be retired at that date. The 2032 date is within the range of years that the units will either be retired, rehabilitated, or have major capital improvements expended in order for the units to continue efficiently within generating fleet. There will be analyses by the Company to determine the economic efficiencies of the units as compared to other alternatives.

The life span of a facility is the period of time from the original installation to the final retirement date of the facility. The retirement date, as it is used in the life span technique, is an estimate of the likely date at which all components at the site will be retired concurrently and represents the expected depreciable life of the facility under its current configuration. Production facilities are often retired as the result of an economic decision. As a plant ages and becomes more expensive to operate, and as new technologies become more efficient and economical relative to existing generation, it eventually becomes economical to replace the existing plant. Another significant consideration as is technological obsolescence. Replacement parts required to maintain reliable generation

becomes more challenging to procure and increasingly expensive to fabricate as Original Equipment Manufacturers (OEM) have a tendency to reduce stocked parts over time. Thus, the process of estimating the life span of a production facility is not to determine how long a plant could physically last, but instead estimate when the economic decision to replace the plant will be.

PERSON RESPONSIBLE: John J. Spanos
James M. Mosley

Duke Energy Kentucky
Case No. 2019-00271
Attorney General's Second Set Data Requests
Date Received: November 12, 2019

AG-DR-02-009

REQUEST:

This question is directed to DEK and to Mr. Spanos separately. Provide all evidence that the Company actually intends to continue to operate the Woodsdale CTs beyond 2032. Such evidence includes, but is not limited to, planning studies, and internal and external correspondence.

RESPONSE:

All generating units within the fleet are assessed each year to determine economic value within fleet, effects of environmental regulations, and unit efficiency. At this time, it is possible for the Woodsdale CTs to operate beyond 2032, however, continual assessment is performed during inspections and overhauls. Decisions to retire CTs are generally not determined over 10 years in advance of the probable retirement date unless the units have experienced a key factor that would dictate early retirement.

PERSON RESPONSIBLE: John Spanos
 James M. Mosley

Duke Energy Kentucky
Case No. 2019-00271
Attorney General's Second Set Data Requests
Date Received: November 12, 2019

AG-DR-02-010

REQUEST:

This question is directed to DEK. Confirm that the Company will continue to operate and maintain the Woodsdale CTs unless and until they are no longer economic, meaning that there are alternative lower cost capacity resources. Explain your response.

RESPONSE:

Duke Energy Kentucky intends to continue to operate and maintain the Woodsdale CTs in the current market conditions. Potential future retirements of generating units are analyzed in the Integrated Resource Plan process that is conducted every 3 years.

PERSON RESPONSIBLE: Michael Mosley

Duke Energy Kentucky
Case No. 2019-00271
Attorney General's Second Set Data Requests
Date Received: November 12, 2019

PUBLIC AG-DR-02-011
(As to Attachments only)

REQUEST:

Provide a copy of the Company's present and most recent prior capitalization and retirement plant accounting policies and procedures.

- a. Identify and describe any changes, particularly with respect to the accounting for maintenance and/or repairs on production plant that previously were accounted for as maintenance expense, but now are subject to interim retirement, followed by refurbishment/repair and return to inventory, and then capitalization to CWIP/plant when returned to service. If none, then so state.
- b. If there were such changes identified in response to part (a) of this question, then describe what effect each such change in plant accounting has on the timing and magnitude of interim retirements (Iowa curve selection) and on increasing the depreciation rate compared to the prior accounting.
- c. Provide a copy of all internal and external correspondence, including, but not limited to, Mr. Spanos, wherein such accounting changes were addressed, if any, particularly with respect to the effects on depreciation expense.

RESPONSE:

CONFIDENTIAL PROPRIETARY TRADE SECRET (As to Attachments only)

- a. Please see the 2019 and 2018 Duke Energy Capitalization Guidelines related to capitalization and retirement attached hereto as AG-DR-02-011 Confidential

Attachment 1 (for 2019) and AG-DR-02-011 Confidential Attachment 2 (for 2018).

There were no changes with respect to accounting for maintenance and/or repairs on production plant. The confidential attachments will be provided to all parties upon the execution of a Confidentiality Agreement.

b. No changes identified.

c. No changes identified.

PERSON RESPONSIBLE: Melissa B. Abernathy

Duke Energy Kentucky
Case No. 2019-00271
Attorney General's Second Set Data Requests
Date Received: November 12, 2019

AG-DR-02-012

REQUEST:

Refer to the Company's response to AG-DR-01-007, which sought information related to the Customer Connect costs included in the revenue requirement.

- a. Provide the amount of Customer Connect plant in service by month from March 2020 through March 2021 reflected in rate base or explain why the Company cannot provide this information.
- b. Provide the amount of Customer Connect accumulated depreciation by month from March 2020 through March 2021 reflected in rate base or explain why the Company cannot provide this information.
- c. Provide the amount of Customer Connect ADIT by month from March 2020 through March 2021 reflected in rate base or explain why the Company cannot provide this information.
- d. Provide the amount of Customer Connect depreciation expense by month for the test year included in the revenue requirement. Provide the calculation of this expense in electronic spreadsheet live format with all formulas intact.
- e. Provide the amount of Customer Connect ad valorem expense by month for the test year included in the revenue requirement. Provide the calculation of this expense in electronic spreadsheet live format with all formulas intact.

- f. Provide the amount of Customer Connect payroll tax expense by month for the test year included in the revenue requirement.

RESPONSE:

- a. See AG-DR-02-012 Attachment.
- b. See AG-DR-02-012 Attachment.
- c. See AG-DR-02-012 Attachment.
- d. See AG-DR-02-012 Attachment.
- e. See AG-DR-02-012 Attachment.
- f. Forecasted payroll tax in the test period related to Customer Connect is \$1,049 per month April 2020-December 2020 and \$594 per month January 2021-March 2021.

After estimating all of these components, the Company estimates the revenue requirement included in the test period to be approximately \$200,000.

PERSON RESPONSIBLE: Sarah E. Lawler

Duke Energy Kentucky
 Estimated Revenue Requirement
 Customer Connect Project

Line	Description	Test Period
1	Gross Plant ^(a)	\$1,456,637
2	Accum Depreciation ^(b)	<u>(67,806)</u>
3	Net Plant in Service	<u>\$1,388,831</u>
4	Accum Def Income Taxes on Plant ^(b)	<u>(\$46,939)</u>
5	Rate Base	<u><u>\$1,341,891</u></u>
6	Return on Rate Base (Pre-Tax %) ^(c)	8.96%
7	Return on Rate Base (Pre-Tax)	<u>\$120,193</u>
8	Depreciation Expense	<u>67,806</u>
9	Annualized Property Tax Expense	<u>12,221</u>
10	Revenue Requirement (Lines 7 - 9)	<u><u>\$200,221</u></u>

Assumptions:

- ^(a) 13 month average based on project costs and estimated in-service dates
- ^(b) Assumes 10.74 year book life; 5 year MACRS
- ^(c) Weighted-Average Cost of Capital from Schedule A in Case No. 2019-00271, with ROE at 9.8%, grossed up for 21% FIT rate.

Customer Connect estimate

Month	Customer Connect In-service balance	Depreciation Expense	Accumulated Depreciation	ADIT
Mar-20	1,444,642	5,651	5,651	3,912
Apr-20	1,444,642	5,651	11,301	3,912
May-20	1,444,642	5,651	16,952	3,912
Jun-20	1,444,642	5,651	22,602	3,912
Jul-20	1,444,642	5,651	28,253	3,912
Aug-20	1,444,642	5,651	33,903	3,912
Sep-20	1,444,642	5,651	39,554	3,912
Oct-20	1,444,642	5,651	45,204	3,912
Nov-20	1,444,642	5,651	50,855	3,912
Dec-20	1,483,627	5,651	56,505	3,912
Jan-21	1,483,627	5,651	62,156	3,912
Feb-21	1,483,627	5,651	67,806	3,912
Mar-21	1,483,627	11,301	79,108	9,696

13 Month Average: \$1,456,637
 Depreciation rate: 9.31%
 Annual Depreciation Expense \$135,612.90
 1st year is half year \$67,806.45

Customer Connect property tax estimate

Month	in-service balance (hardware only)	Property Tax Expense
Apr-20	886,947	936
May-20	886,947	936
Jun-20	886,947	936
Jul-20	886,947	936
Aug-20	886,947	936
Sep-20	886,947	936
Oct-20	886,947	936
Nov-20	886,947	936
Dec-20	886,947	936
Jan-21	1,185,385	1,264
Feb-21	1,185,385	1,264
Mar-21	1,185,385	1,264

Property Tax Rate - 2020 1.267%
 Property Tax Rate - 2021 1.280%
 Test Period Expense \$12,221

Note that property tax expense is calculated on prior year tangible plant

Duke Energy Kentucky
 Customer Connect Plant In-Service

Line	Description	Test Period																
		Mar-20	Apr-20	May-20	Jun-20	Jul-20	Aug-20	Sep-20	Oct-20	Nov-20	Dec-20	Jan-21	Feb-21	Mar-21				
1	Placed in Service	1,444,642																
2	Culmative Plant In Service	1,444,642	1,444,642	1,444,642	1,444,642	1,444,642	1,444,642	1,444,642	1,444,642	1,444,642	1,444,642	1,444,642	1,444,642	1,444,642	1,444,642	1,444,642	1,444,642	1,483,627
3	13 Month Average (Average of Ln 2):	<u>\$1,456,637</u>																

Duke Energy Kentucky

Project	Property, Plant and Equipment (Capital)						
	2020	2021	2022	2023	2024	2025	2026
CIS Program	\$1,456,637	\$0	\$0	\$0	\$0	\$0	\$0
Cumulative Gross Plant	1,456,637	1,456,637	1,456,637	1,456,637	1,456,637	1,456,637	1,456,637
Depreciation Expense	67,806	\$135,613	\$135,613	\$135,613	\$135,613	\$135,613	\$135,613
Accumulated Depreciation	(\$67,806)	(\$203,419)	(\$339,032)	(\$474,645)	(\$610,258)	(\$745,871)	(\$881,484)
Accumulated Deferred Income Tax	(\$46,939)	(\$116,347)	(\$146,600)	(\$153,360)	(\$160,120)	(\$149,261)	(\$120,782)

Book Life 10.74
 Tax Life 5.00

S Yr MACRS	Cap Additions						Tax Depreciation on						Gross Plant	Accumulated Depreciation	Deferred Tax	ADIT		
	2019 Spend	2020 Spend	2021 Spend	2022 Spend	2023 Spend	2024 Spend	2019 Spend	2020 Spend	2021 Spend	2022 Spend	2023 Spend	2024 Spend					Total Tax Depr	Book Depreciation
2020	20.00%	\$1,456,637	\$291,327	\$0	\$0	\$0	\$0	\$0	\$0	\$0	\$0	\$0	291,327	\$67,806	1,456,637	\$67,806	46,839	\$46,939
2021	32.00%	-	466,124	\$0	\$0	\$0	\$0	\$0	\$0	\$0	\$0	\$0	466,124	135,613	1,456,637	203,419	69,407	116,347
2022	19.20%	-	279,674	-	-	-	-	\$0	\$0	\$0	\$0	\$0	279,674	135,613	1,456,637	339,032	30,253	146,600
2023	11.52%	-	167,805	-	-	-	-	-	\$0	\$0	\$0	\$0	167,805	135,613	1,456,637	474,645	6,760	153,360
2024	11.52%	-	167,805	-	-	-	-	-	-	\$0	\$0	\$0	167,805	135,613	1,456,637	610,258	6,760	160,120
2025	5.76%	-	83,902	-	-	-	-	-	-	-	-	-	83,902	135,613	1,456,637	745,871	(10,859)	149,261
2026	100.0%	\$1,456,637	\$1,456,637	\$0	\$0	\$0	\$0	\$0	\$0	\$0	\$0	\$0	\$1,456,637	135,613	1,456,637	881,484	(28,479)	120,782

Duke Energy Kentucky
Case No. 2019-00271
Attorney General's Second Set Data Requests
Date Received: November 12, 2019

AG-DR-02-013

REQUEST:

Refer to the Direct Testimony of Lesley Quick (“Quick Direct”), pages 8–13.

- a. Provide the percentage of total residential customer payments via credit/debit card and electronic check assumed in the test year.
- b. Provide the percentage of total customer payments via credit/debit card and electronic check assumed in the test year.
- c. Provide the residential uncollectible accounts expense by FERC account incurred in each year 2016–2018, in the base year, and in the test year.
- e. Indicate whether the Company reduced the uncollectible accounts expense to reflect the increase in revenues collected via credit card in the test year. If so, indicate where the Company made this adjustment and provide the calculations, including electronic spreadsheets in live format with all formulas intact. If not, explain why the Company did not do so.
- f. Indicate whether the Company reduced the discount in proceeds from the sale of the Company’s receivables to reflect the increase in revenues collected via credit card in the test year. If so, indicate where the Company made this adjustment and provide the calculations, including electronic spreadsheets in live format with all formulas intact. If not, explain why the Company did not do so.
- g. Indicate whether the Company reduced the cost to process cash, checks, money orders, and automated bank drafts (ACH) to reflect the increase in transactions and

revenues collected via credit card in the test year. If so, indicate where the Company made this adjustment and provide the calculations, including electronic spreadsheets in live format with all formulas intact. If not, explain why the Company did not do so.

RESPONSE:

- a. Duke Energy Kentucky does not have this data broken out for just residential by those categories for the test year.
- b. Approximately 19% of customers pay by electronic check and 81% pay by credit/debit card.
- c. Duke Energy Kentucky sells all, at a discount and without recourse, of its retail receivables to CRC, a bankruptcy remote, special purpose entity indirectly owned by Duke Energy. As such, Duke Energy Kentucky does not record uncollectible expense.
- d. No part (d).
- e. There was no manual adjustment to the uncollectible accounts expense because the impact, if any, is not known at this time.
- f. There was no manual adjustment to the uncollectible accounts proceeds because the impact, if any, is not known at this time.
- g. There was no manual adjustment because the impact, if any, is not known at this time.

PERSON RESPONSIBLE:

Leslie Quick – a. b.
Danielle Weatherston – c.
Sarah E. Lawler – e. thru g.

Duke Energy Kentucky
Case No. 2019-00271
Attorney General's Second Set Data Requests
Date Received: November 12, 2019

AG-DR-02-014

REQUEST:

Refer to the response to AG-DR-01-038 Attachment 1.

- a. Provide a schedule in the same format showing the expense portions only. Provide the schedule in electronic spreadsheet live format with all formulas intact.
- b. Confirm that the non-service cost is allocated 100% to expense. If it is not, then explain why it is not and why DEK would treat this differently than Duke Energy Indiana in its pending rate case.

RESPONSE:

- a. See AG-DR-02-014(a) Attachment.
- b. Confirmed.

PERSON RESPONSIBLE: Christopher M. Jacobi

Pay Co Name	Category 1	Desc	Values					Total
			2020 Budget	2021 Budget	4/1/20 - 12/31/20	1/1/21 - 3/31/21	Test period: 4/1/20 - 3/31/21	
Duke Energy Business Services	Qualified Pension	- Service Cost	\$ 26,221,642	\$ 25,090,969	\$ 19,666,232	\$ 6,272,742	\$ 25,938,974	
		- Non-Service Cost	\$ (29,802,447)	\$ (29,717,910)	\$ (22,351,835)	\$ (7,429,478)	\$ (29,781,313)	
		- Settlement Charge	\$ -	\$ -	\$ -	\$ -	\$ -	
	Qualified Pension Total	\$ (3,580,805)	\$ (4,626,941)	\$ (2,685,604)	\$ (1,156,735)	\$ (3,842,339)		
Duke Energy Business Services Total	OPEB	- Service Cost	\$ 819,006	\$ 715,252	\$ 614,254	\$ 178,813	\$ 793,067	
		- Non-Service Cost	\$ 1,073,322	\$ 1,486,983	\$ 804,992	\$ 371,746	\$ 1,176,737	
		OPEB Total	\$ 1,892,328	\$ 2,202,235	\$ 1,419,246	\$ 550,559	\$ 1,969,805	
Duke Energy Kentucky	Qualified Pension	- Service Cost	\$ (1,688,477)	\$ (2,424,706)	\$ (1,266,358)	\$ (606,176)	\$ (1,872,534)	
		- Non-Service Cost	\$ 943,360	\$ 904,988	\$ 707,520	\$ 226,247	\$ 933,767	
		- Settlement Charge	\$ (1,172,096)	\$ (1,287,152)	\$ (879,072)	\$ (321,788)	\$ (1,200,860)	
	Qualified Pension Total	\$ (228,736)	\$ (382,164)	\$ (171,552)	\$ (95,541)	\$ (267,093)		
Duke Energy Kentucky Total	OPEB	- Service Cost	\$ 99,638	\$ 86,811	\$ 74,728	\$ 21,703	\$ 96,431	
		- Non-Service Cost	\$ 215,429	\$ 232,408	\$ 161,572	\$ 58,102	\$ 219,674	
		OPEB Total	\$ 315,067	\$ 319,219	\$ 236,300	\$ 79,805	\$ 316,105	
Duke Energy Ohio	Qualified Pension	- Service Cost	\$ 86,331	\$ (62,946)	\$ 64,748	\$ (15,736)	\$ 49,012	
		- Non-Service Cost	\$ 1,559,988	\$ 1,499,102	\$ 1,169,991	\$ 374,776	\$ 1,544,766	
		- Settlement Charge	\$ (4,775,764)	\$ (5,158,973)	\$ (3,581,823)	\$ (1,289,743)	\$ (4,871,566)	
	Qualified Pension Total	\$ (3,215,776)	\$ (3,659,871)	\$ (2,411,832)	\$ (914,968)	\$ (3,326,800)		
Duke Energy Ohio Total	OPEB	- Service Cost	\$ 120,405	\$ 104,904	\$ 90,304	\$ 26,226	\$ 116,530	
		- Non-Service Cost	\$ 1,562,091	\$ 1,451,070	\$ 1,171,568	\$ 362,768	\$ 1,534,336	
		OPEB Total	\$ 1,682,496	\$ 1,555,974	\$ 1,261,872	\$ 388,994	\$ 1,650,866	
	OPEB Total	\$ (1,533,280)	\$ (2,103,896)	\$ (1,149,960)	\$ (525,974)	\$ (1,675,934)		

Duke Energy Kentucky
Case No. 2019-00271
Attorney General's Second Set Data Requests
Date Received: November 12, 2019

AG-DR-02-015

REQUEST:

Refer to the response to AG-DR-01-048(b) Attachment.

- a. Provide the same information for 2016.
- b. Explain why the expense in accounts 593000 and 594000 was significantly greater in 2017 compared to 2018. Identify and provide a description of any specific weather or other event that caused these anomalous levels of expense in 2017 and the expense associated in each account associated with each such event.
- c. Explain why the expense in account 593100 in 2018 was significantly greater in 2018 compared to 2017. Identify and provide a description of any specific weather or other event that caused these anomalous levels of expense in 2017 and the expense associated in each account associated with each such event. Also, describe the extent to which the expense incurred in 2018 included additional expenses for catch-up activities due to the extremely low level of expense in 2017.

RESPONSE:

- a. Please see AG-DR-02-015(a) Attachment.
- b. Expenses recorded in accounts 593000 and 594000 are significantly greater in 2017 than 2018, due to a level 3 storm from March 1 to March 3 in 2017. Expenses related to this storm totaled \$1.7M. In addition, project O&M was \$1M higher in 2017 than in 2018.

- c. Expenses recorded in account 593100 were higher in 2018 than in 2017 due to a change in the account from 593000 to 593100 for planned vegetation distribution line clearing.

PERSON RESPONSIBLE: Danielle Weatherston

**Duke Energy Kentucky - Electric Only
Schedule of Distribution Account Charges
For the Calendar Year 2016**

Business Unit Hierarchy
Account CB GL FERC Account

DE_KENTUCKY_ELEC - Duke Energy Kentucky Electric
(Multiple Items)

Account CB - Description	Grand Total
0580000 - Supervsn and Engring-Dist Oper	\$ 73,049.54
0581004 - Load Dispatch-Dist of Elec	\$ 415,042.53
0582100 - Station Expenses-Other-Dist	\$ 180,635.48
0583100 - Overhead Line Exps-Other-Dist	\$ 338,796.48
0583200 - Transf Set Rem Reset Test-Dist	\$ 118,238.98
0584000 - Underground Line Expenses-Dist	\$ 384,841.73
0586000 - Meter Expenses-Dist	\$ 423,752.46
0587000 - Cust Install Exp-Other Dist	\$ 1,078,774.37
0588100 - Misc Distribution Exp-Other	\$ 2,469,102.99
0589000 - Rents-Dist Oper	\$ 116,698.74
0591000 - Maintenance Of Structures-Dist	\$ 13,547.17
0592100 - Maint Station Equip-Other-Dist	\$ 470,448.06
0593000 - Maint Overhd Lines-Other-Dist	\$ 5,716,388.34
0594000 - Maint-Underground Lines-Dist	\$ 291,513.59
0595100 - Maint Line Transfrs-Other-Dist	\$ 32,259.32
0596000 - Maint-StreetLightng/Signl-Dist	\$ 471,620.60
0597000 - Maintenance Of Meters-Dist	\$ 334,178.14
Grand Total	\$ 12,928,888.52

REQUEST:

Refer to the response to AG-DR-01-050.

- a. Confirm that the Commission never has affirmatively approved the recovery of DEBS cost of capital compensation in the DEK electric or gas revenue requirement. If that is not correct, then identify the Case number and provide a cite to the relevant order(s).
- b. Provide the DEBS actual capitalization by component, including notes payable (affiliate and non-affiliate) and short-term debt, for each month from January 2016 through the most recent month for which actual information is available and forecast thereafter through the end of the test year. Provide a breakdown of the DEBS common equity by individual FERC balance sheet account, including, but not limited to, 201, 211, 215, 216, 216.1, and 219.
- c. Provide the DEBS actual interest expense on each type of notes payable (affiliate and non-affiliate) and short-term debt (intercompany money pool, credit facility, etc.) and the monthly weighted average cost of that debt monthly from January 2016 through the most recent month for which actual information is available and forecast thereafter through the end of the test year.
- d. Confirm that the DEBS EDIT taken to income in 2017 increased the DEBS common equity, all else equal. Explain your response.

RESPONSE:

- a. Confirmed. In any Duke Energy Kentucky base rate case proceeding, the cost of capital included on Schedule J-1, always represents capital for the Company on a stand-alone basis.
- b. See AG-DR-02-016(b) Attachment for requested information carried through the end of 2019. As this information is not used for any cost of capital charges to Kentucky or any other jurisdiction, forecasted information does not exist.
- c. See AG-DR-02-016(c) Attachment for requested information carried through October 2019. As this information is not used for any cost of capital charges to Kentucky or any other jurisdiction, forecasted information does not exist. Note that the only true borrowing interest costs are reflected in the moneypool account line. Two lines represent interest costs on capital leases, one line relates to interest associated with income taxes and the final line is interest related to an executive compensation program. Moneypool borrowing interest rates can be found in the attachment to the response for AG-DR-02-047.
- d. DEBS EDIT in 2017 was credited to the income statement. At year end net income is closed out and moved into the equity section of the balance sheet. Note that DEBS does not allocate income taxes to the jurisdictions.

PERSON RESPONSIBLE: Jeff Setser

Business Unit CB

20013

Row Labels	2016												Grand Total
	Jan 2016	Feb 2016	Mar 2016	Apr 2016	May 2016	Jun 2016	Jul 2016	Aug 2016	Sep 2016	Oct 2016	Nov 2016	Dec 2016	
0201000 - Common Stock Issued	(3,50)	(3,50)	(3,50)	(3,50)	(3,50)	(3,50)	(3,50)	(3,50)	(3,50)	(3,50)	(3,50)	(3,50)	(3,50)
0203000 - Donations From Stockholder	(47,200,000.00)	(47,200,000.00)	(47,200,000.00)	(47,200,000.00)	(47,200,000.00)	(47,200,000.00)	(47,200,000.00)	(47,200,000.00)	(47,200,000.00)	(47,200,000.00)	(47,200,000.00)	(47,200,000.00)	(47,200,000.00)
0203010 - Donat Recrd From Shareld Tax	669,224.00	669,224.00	669,224.00	669,224.00	669,224.00	669,224.00	669,224.00	669,224.00	669,224.00	669,224.00	669,224.00	669,224.00	669,224.00
0211000 - Misc Paid-In-Capital	(242,099,083.19)	(242,099,083.19)	(242,099,083.19)	(242,099,083.19)	(242,099,083.19)	(242,099,083.19)	(242,099,083.19)	(242,099,083.19)	(242,099,083.19)	(242,099,083.19)	(242,099,083.19)	(242,099,083.19)	(242,099,083.19)
0211004 - Misc PIC Purch Accty	180,602,490.08	180,602,490.08	180,602,490.08	180,602,490.08	180,602,490.08	180,602,490.08	180,602,490.08	180,602,490.08	180,602,490.08	180,602,490.08	180,602,490.08	180,602,490.08	180,602,490.08
0211005 - Misc PIC Premater Equity	48,887,321.38	48,887,321.38	48,887,321.38	48,887,321.38	48,887,321.38	48,887,321.38	48,887,321.38	48,887,321.38	48,887,321.38	48,887,321.38	48,887,321.38	48,887,321.38	48,887,321.38
0219000 - Unapprop Retained Earnings	44,321,728.29	44,321,728.29	44,321,728.29	44,321,728.29	44,321,728.29	44,321,728.29	44,321,728.29	44,321,728.29	44,321,728.29	44,321,728.29	44,321,728.29	44,321,728.29	44,321,728.29
0219010 - Unappr Unclst Subsid Earnings	(445,299,397.15)	(445,299,397.15)	(445,299,397.15)	(445,299,397.15)	(445,299,397.15)	(445,299,397.15)	(445,299,397.15)	(445,299,397.15)	(445,299,397.15)	(445,299,397.15)	(445,299,397.15)	(445,299,397.15)	(445,299,397.15)
0219020 - FAS 106 Actuarial Gain/Loss	0.00	0.00	0.00	0.00	0.00	0.00	0.00	0.00	0.00	0.00	0.00	0.00	0.00
0219035 - OCI-Actuarial GL Qual	5,683,802.97	5,683,802.97	5,683,802.97	5,683,802.97	5,683,802.97	5,683,802.97	5,683,802.97	5,683,802.97	5,683,802.97	5,683,802.97	5,683,802.97	5,683,802.97	5,683,802.97
0219038 - OCI-Actuarial GL Qual Fed Tx	(7,274,231.05)	(7,274,231.05)	(7,274,231.05)	(7,274,231.05)	(7,274,231.05)	(7,274,231.05)	(7,274,231.05)	(7,274,231.05)	(7,274,231.05)	(7,274,231.05)	(7,274,231.05)	(7,274,231.05)	(7,274,231.05)
0219038 - OCI-Actuarial GL Qual St Tx	(758,429.89)	(758,429.89)	(758,429.89)	(758,429.89)	(758,429.89)	(758,429.89)	(758,429.89)	(758,429.89)	(758,429.89)	(758,429.89)	(758,429.89)	(758,429.89)	(758,429.89)
0219038 - OCI-Actuarial GL NO	554,398.07	554,398.07	554,398.07	554,398.07	554,398.07	554,398.07	554,398.07	554,398.07	554,398.07	554,398.07	554,398.07	554,398.07	554,398.07
0219039 - OCI-Actuarial GL NO Fed Tx	(918,482.88)	(918,482.88)	(918,482.88)	(918,482.88)	(918,482.88)	(918,482.88)	(918,482.88)	(918,482.88)	(918,482.88)	(918,482.88)	(918,482.88)	(918,482.88)	(918,482.88)
0219040 - OCI-Actuarial GL NO St Tx	(85,336.68)	(85,336.68)	(85,336.68)	(85,336.68)	(85,336.68)	(85,336.68)	(85,336.68)	(85,336.68)	(85,336.68)	(85,336.68)	(85,336.68)	(85,336.68)	(85,336.68)
0219041 - FAS 106 Actuarial GL Fed Tx	1,044,877.75	982,855.07	951,943.73	921,092.39	890,121.05	859,209.71	828,296.37	795,243.98	764,064.76	741,368.59	710,759.31	679,590.09	679,590.09
0219042 - FAS 106 Actuarial GL St Tx	108,919.93	102,474.16	99,251.28	96,028.39	92,805.51	89,582.63	86,359.74	83,136.85	79,913.96	76,691.07	73,468.18	70,245.29	70,245.29
0222000 - AP Affiliates	0.00	0.00	0.00	0.00	0.00	0.00	0.00	0.00	0.00	0.00	0.00	0.00	0.00
0223150 - IC Monypool - ST Notes Pay	(641,768,000.00)	(641,768,000.00)	(641,768,000.00)	(641,768,000.00)	(641,768,000.00)	(641,768,000.00)	(641,768,000.00)	(641,768,000.00)	(641,768,000.00)	(641,768,000.00)	(641,768,000.00)	(641,768,000.00)	(641,768,000.00)
0224000 - IC Monypool - ST Interest Pay	(45,332.05)	(45,332.05)	(45,332.05)	(45,332.05)	(45,332.05)	(45,332.05)	(45,332.05)	(45,332.05)	(45,332.05)	(45,332.05)	(45,332.05)	(45,332.05)	(45,332.05)
Grand Total	(1,100,458,204.76)	(1,118,846,400.59)	(1,137,242,596.42)	(1,155,638,792.25)	(1,173,437,088.08)	(1,191,235,383.91)	(1,209,033,679.74)	(1,226,831,975.57)	(1,244,630,271.40)	(1,262,428,567.23)	(1,280,226,863.06)	(1,298,025,158.89)	(1,315,823,454.72)

PERIC

201

211

211

211

215,215.1 218

216.1

219

219

219

219

219

219

219

219

219

219

219

219

219

219

219

219

219

219

219

219

Business Line CB 2013

TTD Actual Account	Columns Labels												Grand Total
	2019 Jan 2019	2019 Feb 2019	2019 Mar 2019	2019 Apr 2019	2019 May 2019	2019 Jun 2019	2019 Jul 2019	2019 Aug 2019	2019 Sep 2019	2019 Oct 2019	2019 Nov 2019	2019 Dec 2019	
021000 - Common Stock Issued	(3.50)	(3.50)	(3.50)	(3.50)	(3.50)	(3.50)	(3.50)	(3.50)	(3.50)	(3.50)	(3.50)	(3.50)	(3.50)
023000 - Donations From Stockholder	(47,200,000.00)	(47,200,000.00)	(47,200,000.00)	(47,200,000.00)	(47,200,000.00)	(47,200,000.00)	(47,200,000.00)	(47,200,000.00)	(47,200,000.00)	(47,200,000.00)	(47,200,000.00)	(47,200,000.00)	(47,200,000.00)
023010 - Donat Record From Stockholder	669,224.00	669,224.00	669,224.00	669,224.00	669,224.00	669,224.00	669,224.00	669,224.00	669,224.00	669,224.00	669,224.00	669,224.00	669,224.00
0211003 - Misc Paid-In-Capital	(214,839,126.33)	(214,839,126.33)	(214,839,126.33)	(214,839,126.33)	(214,839,126.33)	(214,839,126.33)	(214,839,126.33)	(214,839,126.33)	(214,839,126.33)	(214,839,126.33)	(214,839,126.33)	(214,839,126.33)	(214,839,126.33)
0211004 - Misc PIC Purch Acctg	180,602,490.08	180,602,490.08	180,602,490.08	180,602,490.08	180,602,490.08	180,602,490.08	180,602,490.08	180,602,490.08	180,602,490.08	180,602,490.08	180,602,490.08	180,602,490.08	180,602,490.08
0211005 - Misc PIC Premiumer Equity	48,887,321.38	48,887,321.38	48,887,321.38	48,887,321.38	48,887,321.38	48,887,321.38	48,887,321.38	48,887,321.38	48,887,321.38	48,887,321.38	48,887,321.38	48,887,321.38	48,887,321.38
0216000 - Unapprop Retained Earnings	44,321,728.29	44,321,728.29	44,321,728.29	44,321,728.29	44,321,728.29	44,321,728.29	44,321,728.29	44,321,728.29	44,321,728.29	44,321,728.29	44,321,728.29	44,321,728.29	44,321,728.29
0216100 - Unappr Under Subsid Earnings	(552,854,280.06)	(552,854,280.06)	(552,854,280.06)	(552,854,280.06)	(552,854,280.06)	(552,854,280.06)	(552,854,280.06)	(552,854,280.06)	(552,854,280.06)	(552,854,280.06)	(552,854,280.06)	(552,854,280.06)	(552,854,280.06)
0219020 - FAS 106 Actuarial Gains/Loss	0.00	0.00	0.00	0.00	0.00	0.00	0.00	0.00	0.00	0.00	0.00	0.00	0.00
0219035 - OCI-Actuarial GL Oual	(0.03)	(0.03)	(0.03)	(0.03)	(0.03)	(0.03)	(0.03)	(0.03)	(0.03)	(0.03)	(0.03)	(0.03)	(0.03)
0219039 - OCI-Actuarial GL Oual Fed Tx	(6,935,095.06)	(6,935,095.06)	(6,935,095.06)	(6,935,095.06)	(6,935,095.06)	(6,935,095.06)	(6,935,095.06)	(6,935,095.06)	(6,935,095.06)	(6,935,095.06)	(6,935,095.06)	(6,935,095.06)	(6,935,095.06)
0219037 - OCI-Actuarial GL Oual SI Tx	(560,227.05)	(560,227.05)	(560,227.05)	(560,227.05)	(560,227.05)	(560,227.05)	(560,227.05)	(560,227.05)	(560,227.05)	(560,227.05)	(560,227.05)	(560,227.05)	(560,227.05)
0219038 - OCI-Actuarial GL NO	507,764.07	507,764.07	507,764.07	507,764.07	507,764.07	507,764.07	507,764.07	507,764.07	507,764.07	507,764.07	507,764.07	507,764.07	507,764.07
0219039 - OCI-Actuarial GL NO Fed Tx	(753,855.07)	(753,855.07)	(753,855.07)	(753,855.07)	(753,855.07)	(753,855.07)	(753,855.07)	(753,855.07)	(753,855.07)	(753,855.07)	(753,855.07)	(753,855.07)	(753,855.07)
0219040 - OCI-Actuarial GL NO SI Tx	(60,899.11)	(60,899.11)	(60,899.11)	(60,899.11)	(60,899.11)	(60,899.11)	(60,899.11)	(60,899.11)	(60,899.11)	(60,899.11)	(60,899.11)	(60,899.11)	(60,899.11)
0219041 - FAS 106 Actuarial GL Fed Tx	678,126.19	678,126.19	678,126.19	678,126.19	678,126.19	678,126.19	678,126.19	678,126.19	678,126.19	678,126.19	678,126.19	678,126.19	678,126.19
0219042 - FAS 106 Actuarial GL SI Tx	54,859.82	54,859.82	54,859.82	54,859.82	54,859.82	54,859.82	54,859.82	54,859.82	54,859.82	54,859.82	54,859.82	54,859.82	54,859.82
0222232 - AP Allowans	0.00	0.00	0.00	0.00	0.00	0.00	0.00	0.00	0.00	0.00	0.00	0.00	0.00
0233150 - IC Nonreprov - ST Netwrk Pay	(208,885,000.00)	(208,885,000.00)	(208,885,000.00)	(208,885,000.00)	(208,885,000.00)	(208,885,000.00)	(208,885,000.00)	(208,885,000.00)	(208,885,000.00)	(208,885,000.00)	(208,885,000.00)	(208,885,000.00)	(208,885,000.00)
0234000 - IC Nonreprov - ST Interest Pay	(115,777.87)	(115,777.87)	(115,777.87)	(115,777.87)	(115,777.87)	(115,777.87)	(115,777.87)	(115,777.87)	(115,777.87)	(115,777.87)	(115,777.87)	(115,777.87)	(115,777.87)
0439004 - Cum Effect Acct Change Tax	(2,803,928.36)	(2,803,928.36)	(2,803,928.36)	(2,803,928.36)	(2,803,928.36)	(2,803,928.36)	(2,803,928.36)	(2,803,928.36)	(2,803,928.36)	(2,803,928.36)	(2,803,928.36)	(2,803,928.36)	(2,803,928.36)
0439000 - ADJUST TO RE	(774,181,793.25)	(774,181,793.25)	(774,181,793.25)	(774,181,793.25)	(774,181,793.25)	(774,181,793.25)	(774,181,793.25)	(774,181,793.25)	(774,181,793.25)	(774,181,793.25)	(774,181,793.25)	(774,181,793.25)	(774,181,793.25)
Grand Total	(774,181,793.25)	(774,181,793.25)	(774,181,793.25)	(774,181,793.25)	(774,181,793.25)	(774,181,793.25)	(774,181,793.25)	(774,181,793.25)	(774,181,793.25)	(774,181,793.25)	(774,181,793.25)	(774,181,793.25)	(774,181,793.25)

FERC
 201
 211
 211
 211
 215,215.1, 216
 216.1
 219
 219
 219
 219
 219
 219
 219
 232
 233
 233
 215,215.1, 216
 215,215.1, 216

Business Unit CB 20013

MTD Actual Amount	Column Labels	2016	Q1 2016	Q2 2016	Q3 2016	Q4 2016	Grand Total							
Row Labels	Jan 2016	Feb 2016	Mar 2016	Apr 2016	May 2016	Jun 2016	Jul 2016	Aug 2016	Sep 2016	Oct 2016	Nov 2016	Dec 2016	FERC	
0430216	577,792.50	485,577.11	517,683.91	217,081.96	91,603.47	86,630.45	97,814.70	60,985.08	78,744.67	72,547.36	92,521.35	72,491.82	2,451,474.38	430
0431000 - Int Exp-Taxes				191.89									2,511.32	431
0431002 - Int Exp-Other	865,697.04	865,697.04	865,697.04	865,697.04	865,697.04	865,697.04	865,697.04	865,697.04	865,697.04	865,697.04	865,697.04	865,697.04	865,697.04	431
0431400 - Int/Other Notes & Acct Pay	37,841.20	35,959.53	38,734.07	38,089.41	39,757.39	39,056.39	40,790.10	34,824.04	33,861.87	35,177.59	34,541.57	36,099.40	444,752.56	431
Grand Total	1,481,330.74	1,387,233.68	1,422,115.02	1,121,060.30	997,057.90	991,383.88	1,004,301.84	961,506.16	978,303.58	973,421.99	992,759.96	978,799.58	13,287,274.63	

Business Unit CB 20013

MTD Actual Amount	Column Labels	2017	Q1 2017	Jan 2017	Feb 2017	Mar 2017	Apr 2017	Q2 2017	May 2017	Jun 2017	Q3 2017	Aug 2017	Sep 2017	Oct 2017	Nov 2017	Dec 2017	Grand Total
0430216	0430216 - IC Moneypool - Interest Exp	169,203.15			115,794.40	350,080.47	509,417.29	329,868.58	396,863.10	405,350.03	474,074.93	382,827.09	367,586.09	388,724.72	408,122.97	4,288,912.82	430
0431000	0431000 - Int Exp - Taxes							15,972.41	10.66	179.74	10.43					32.87	431
0431002	0431002 - Int Exp - Other	867,593.68			867,593.68	867,593.68	867,593.68	867,593.68	867,593.68	867,593.68	867,593.68	867,593.68	867,593.68	867,593.68	867,593.68	867,593.68	431
0431400	0431400 - Int/Other Notes & Acct Pay	36,861.82			33,826.58	37,688.25	37,045.92	38,735.94	38,027.05	39,698.32	32,639.33	31,737.04	33,139.01	32,544.19	34,002.51	425,945.96	431
Grand Total		1,073,658.65			1,017,214.66	1,255,362.40	1,414,056.89	1,252,170.61	1,302,494.49	1,312,821.77	1,374,318.37	1,282,157.61	1,268,318.78	1,288,862.59	1,310,752.03	15,152,183.05	

Business Unit CB		20013												FERC
MTD Actual Amount		Column Labels												Grand Total
2018		2018												
Q1 2018		Q1 2018												
Row Labels	Jan 2018	Feb 2018	Mar 2018	Apr 2018	May 2018	Jun 2018	Jul 2018	Aug 2018	Sep 2018	Oct 2018	Nov 2018	Dec 2018	Grand Total	
0430216 - IC Moneypool - Interest Exp	515,937.27	515,728.90	910,231.83	1,159,710.03	974,301.87	773,946.95	725,982.51	844,344.88	916,531.86	649,086.07	941,856.25	898,725.82	9,825,265.24	430
0431000 - Int Exp-Taxes	389.69			8,284.13							405.46	122.69	9,201.97	431
0431002 - Int Exp-Other	868,659.39	868,659.39	868,659.39	868,659.39	868,659.39	868,659.39	868,659.39	868,659.39	868,659.39	868,659.39	868,659.39	868,659.39	10,423,912.68	431
0431400 - Int/Other Notes & Acct Pay	33,933.55	31,082.92	34,839.06	34,161.71	35,784.36	35,104.44	36,740.00	29,737.63	27,386.22	28,715.12	28,169.53	29,469.53	385,124.17	431
Grand Total	1,418,919.90	1,415,472.21	1,813,730.28	2,070,615.26	1,878,745.62	1,877,610.78	1,851,361.90	1,742,741.90	1,812,577.57	1,546,460.59	1,839,090.63	1,796,977.43	20,644,504.06	

Business Unit CB	20013	Column Labels												Grand Total	FERC
MTD Actual Amount	2019	Q1 2019	Q2 2019	Q3 2019	Q4 2019	Q1 2019	Q2 2019	Q3 2019	Q4 2019	Q1 2019	Q2 2019	Q3 2019	Q4 2019	Grand Total	FERC
Row Labels	Jan 2019	Feb 2019	Mar 2019	Apr 2019	May 2019	Jun 2019	Jul 2019	Aug 2019	Sep 2019	Oct 2019	Nov 2019	Dec 2019	Jan 2020	Grand Total	FERC
0430216 - IC Moneypool - Interest Exp	759,836.39	819,953.10	1,016,037.42	1,224,699.04	978,404.92	1,062,413.84	952,468.56	911,831.65	966,503.92	853,013.57				9,545,162.41	430
0431000 - Int Exp-Taxes									1,126.00					1,126.00	431
0431002 - Int Exp-Other	868,815.10	868,815.10	868,815.10	868,815.10	868,815.10	868,815.10	868,815.10	0.00	0.00					6,081,705.70	431
0431130 - Interest Exp - Capital Lease								1,751,803.07	875,910.92	982.80				2,628,696.79	431
0431400 - Int/Other Notes & Acct Pay	29,885.13	27,374.55	30,882.60	30,099.62	31,515.30	30,888.65	32,370.22	22,228.50	21,445.05	22,473.98				278,963.63	431
Grand Total	1,658,536.62	1,716,142.78	1,915,535.12	2,123,613.76	1,878,735.32	1,962,117.59	1,853,653.88	2,685,863.22	1,864,955.89	876,470.35				18,535,654.53	

Duke Energy Kentucky
Case No. 2019-00271
Attorney General's Second Set Data Requests
Date Received: November 12, 2019

PUBLIC AG-DR-02-017
(As to Attachments only)

REQUEST:

Provide a complete description of the fuel inventory level policies used for planning purposes by DEK.

RESPONSE:

CONFIDENTIAL PROPRIETARY TRADE SECRET (As to Attachments only)

Duke Energy Kentucky targets to keep the Fuel Oil tanks at Woodsdale filled with 72 full load burn hours. This level was determined to be the amount that could reliably fuel the units in the case of an extended PJM capacity performance event when both the delivery of the primary fuel to the plant and the ability to replenish fuel oil are both limited. As burns occur Duke will refill to the 72 full load burn hour level.

See AG-DR-02-017 Confidential Attachments 1 and 2 for the Company's policies which relate to fuel inventory. These confidential attachments will be provided to all parties upon the execution of a Confidentiality Agreement.

PERSON RESPONSIBLE: John Verderame

2019-00271

AG-DR-02-017

**CONFIDENTIAL
ATTACHMENTS**

1 AND 2

**PROVIDED UNDER
SEAL**

Duke Energy Kentucky
Case No. 2019-00271
Attorney General's Second Set Data Requests
Date Received: November 12, 2019

AG-DR-02-018

REQUEST:

Provide the following information related to fuel inventory levels for each generating unit or plant, or both, based on a daily burn concept:

- a. Tons or gallons of fuel consumed or projected to be consumed separately for 2018, for the projected base year, and for the projected test year;
- b. The daily burn in (AA) tons, (BB) gallons, or (CC) cubic feet or Mcf;
- c. The optimal or target number of days' supply required for each generating unit or plant, including a copy of all source documents and analyses that were used to determine the optimal or target number of days;
- d. The number of days' supply assumed for each generating unit or plant assumed in the projected test year inventory balance;
- e. The projected inventory of tons or gallons by generating unit or plant included in the test year;
- f. The fuel cost per ton or gallon assumed for each generating unit or plant to determine the projected inventory amount in dollars;
- g. The per books fuel inventory dollar amount for each generating unit or plant for each month in 2018 and in 2019 for all months with actual data available.

RESPONSE:

- a. See AG-DR-02-018(a) Attachment.

- b. The approximate daily full load fuel consumed for East Bend is 6,574 tons of coal per day. The approximate daily full load fuel consumed for each Woodsdale unit is 27.8 million cubic feet of natural gas or 189,928 gallons of ULSD per day.
- c. The target coal inventory level is an annual average of 45 days for East Bend Station which is the only coal-fired generating station in the Duke Energy Kentucky fleet.
- d. The number of days supply of coal for East Bend is 37 days. The number of days supply is computed by dividing the ending coal inventory number stated in tons per response to item(e), by the full load burn figure of 6,574 tons per day. The number of days supply of oil for Woodsdale is 2 days. The number of days supply is computed by dividing the ending oil inventory number stated in gallons per response to item(e), by the full load burn figure of 1,139,568 gallons per day.
- e. The projected 13-month average coal inventory is 241,893 tons, which represents December 2018 actual balance. The projected 13-month average oil inventory is 2,372,402 gallons, as shown in AG-DR-02-019c.
- f. The projected inventory amount in dollars was based on actual values. It was not calculated using a dollar per unit.

g.

<u>Month</u>	Coal	Gas	Oil	Oil	Propane
	Acct. 151130	Acct. 151660	Acct. 151140	Acct. 151140	Acct. 151700
	<u>EB</u>	<u>WDS</u>	<u>EB</u>	<u>WDS</u>	<u>WDS</u>
January 2018	12,660,986	-	500,788	-	717,397
February	12,109,455	-	536,208	-	717,397
March	12,609,563	-	417,661	-	581,094
April	10,795,018	-	417,661	-	507,820
May	10,942,376	-	727,368	-	480,388
June	12,316,464	-	495,919	-	480,388
July	11,195,734	-	608,639	-	480,388
August	10,817,095	-	621,991	-	480,388
September	12,051,890	-	520,217	-	480,388
October	12,074,867	-	793,031	-	480,388
November	11,938,913	-	665,361	-	-
December	10,905,448	-	732,718	-	22,387
January 2019	9,902,123	-	643,730	-	-
February	8,605,226	-	642,353	1,179,704	-
March	8,479,526	-	741,393	3,209,602	-
April	10,658,657	-	757,552	4,838,397	-
May	11,504,263	-	775,022	4,412,067	-
June	11,732,554	-	631,906	4,072,537	-
July	11,275,127	-	716,625	4,072,537	-
August	9,644,942	-	714,417	4,474,319	-
September	9,427,454	-	570,246	5,839,440	-
October	12,058,366	-	643,465	7,895,942	-

PERSON RESPONSIBLE:

Michael Mosley – a. thru f.
Danielle Weatherston – g.

Duke Energy Kentucky, Inc.
Fuel Consumed

		2018 Actual Consumption				
Month		Coal	Gas	Oil	Oil	Propane
		(Tons) EB	(MCF) WDS	(Gallons) EB	(Gallons) WDS	(Gallons) WDS
January	Actual	165,816	377,140	46,190	-	-
February	Actual	133,684	(838) **	74,639	-	-
March	Actual	5,908	82,818	57,645	-	151,735
April	Actual	-	78,794	-	-	-
May	Actual	-	200,402	-	-	-
June	Actual	61,275	357,004	184,727	-	-
July	Actual	171,544	465,953	59,746	-	-
August	Actual	162,488	181,393	79,057	-	-
September	Actual	115,922	136,862	214,108	-	-
October	Actual	139,444	88,521	25,965	-	-
November	Actual	131,385	26,265	128,862	-	-
December	Actual	180,097	-	65,096	-	-
Total		1,267,563	1,994,314	936,035	-	151,735

** Negative Natural Gas consumption is due to prior month true-up.

		2019 Consumption				
Month		Coal	Gas	Oil	Oil	Propane
		(Tons) EB	(MCF) WDS	(Gallons) EB	(Gallons) WDS	(Gallons) WDS
January	Actual	172,512	128,405	39,933	-	-
February	Actual	141,124	15,078	88,346	-	-
March	Actual	167,188	43,865	37,670	20	-
April	Actual	-	40,856	-	156,202	-
May	Actual	135,958	24,100	112,550	617,451	-
June	Budget	149,700	27,579	55,852	-	-
July	Budget	160,884	175,088	73,800	-	-
August	Budget	171,597	-	32,322	-	-
September	Budget	150,111	54,227	55,395	-	-
October	Budget	160,650	-	60,065	-	-
November	Budget	144,859	-	64,826	-	-

		Test Period Consumption				
Month		Coal	Gas	Oil	Oil	Propane
		(Tons) EB	(MCF) WDS	(Gallons) EB	(Gallons) WDS	(Gallons) WDS
April 2020	Forecasted	-	-	-	-	-
May	Forecasted	62,937	-	65,179	-	-
June	Forecasted	136,202	27,570	92,204	-	-
July	Forecasted	165,517	179,767	46,513	-	-
August	Forecasted	154,892	-	55,395	-	-
September	Forecasted	156,352	54,678	27,743	-	-
October	Forecasted	151,321	-	50,726	-	-
November	Forecasted	129,221	-	60,156	-	-
December	Forecasted	145,045	-	60,065	-	-
January 2021	Forecasted	161,225	314,506	125,153	-	-
March	Forecasted	150,245	134,156	73,617	-	-
April	Forecasted	152,157	33,511	41,295	-	-

REQUEST:

Refer to the responses to the previous question and to WPB-5.1h which contains the dollar balances of diesel fuel inventory by month in account 151140 (A). Refer also to the Direct Testimony of James M. Mosely ("Mosely Direct"), at pages 12–13.

- a. Explain how the target level of diesel fuel inventory has been determined since the new ULSD Fuel System for Woodsdale became operational.
- b. Describe how the diesel fuel is transported for use at the Woodsdale station and how it is stored for later utilization.
- c. Provide the number of gallons and cost per gallon assumed in the 13 month average diesel fuel inventory amount of \$5,162,494 included in the filing.
- d. Provide the amount of diesel fuel burned by month to date since the new ULSD Fuel System became fully operational.
- e. Provide the estimated amount of burn of diesel fuel required if the new ULSD Fuel System has to run 72 hours of continuous operation at full burn in order to meet the design specifications indicated in the application in Case No. 2017-00186 at page 9.
- f. If the target level of diesel fuel is higher or lower than the 72-hour level as indicated in the previous subpart to this question, explain why.

d.

<u>Month</u>	<u>Gallons</u>	<u>Dollars</u>
March	20	\$ 43
April	156,202	\$ 341,053
May	617,451	\$ 1,349,782
June	481,594	\$ 1,033,793
July	-	\$ -
August	6,843	\$ 14,584
September	370,050	\$ 785,508
October	N/A	N/A
November	N/A	N/A

e. The estimated amount of burn of diesel fuel required for 72 hours of continuous operation at full load is 3.4 million gallons. To account for volume below required Net Positive Suction Head (NPSHr) of the systems pumps, a total tank inventory of 4 million gallons is required.

f. See response to item (e).

PERSON RESPONSIBLE:

Michael Mosley – a., b., d., e., f.
John Verderame – e.
Christopher M. Jacobi – c.

Duke Energy Kentucky
Case No. 2019-00271
Attorney General's Second Set Data Requests
Date Received: November 12, 2019

AG-DR-02-020

REQUEST:

Refer to Mosely Direct at pages 12–13 regarding the new ULSD Fuel System for the Woodsdale Units. Provide the current total amounts of plant in service by FERC plant account number, including AFUDC added during construction, associated with the new ULSD Fuel System.

RESPONSE:

The total amount added during construction of the new ULSD Fuel System was \$53,079,606. All amounts were added to FERC plant account 342 – Fuel holders, producers, and accessories.

PERSON RESPONSIBLE: Melissa B. Abernathy

Duke Energy Kentucky
Case No. 2019-00271
Attorney General's Second Set Data Requests
Date Received: November 12, 2019

AG-DR-02-021

REQUEST:

Provide the accounts payable balances for fuel inventories (Electric Division) at month-end for each month January 2018 through December 2018 (actuals), January 2019 through December 2019 (actuals for months where actual information is available and forecasts for remaining months), and for each month in the forecast test year. Describe the process the Company utilized to determine the accounts payable balances for fuel inventories. If these payables are maintained in a separate subaccount, then provide the balances for the months requested by subaccount.

RESPONSE:

See AG-DR-02-021 Attachment. The Company maintains separate accounts payable accounts for fuel inventories. Forecasted test year accounts payable balances related to fuel are below:

Apr-20	\$2,647,323
May-20	1,878,066
Jun-20	2,501,935
Jul-20	3,626,264
Aug-20	3,094,662
Sep-20	1,964,682
Oct-20	909,376
Nov-20	674,673
Dec-20	1,864,217

Jan-21	3,709,261
Feb-21	2,724,879
Mar-21	1,505,014

PERSON RESPONSIBLE: Danielle L. Weatherston
Christopher M. Jacobi

Business Unit Hierarchy FE_DE_KY - DE Kentucky Electric

TTD Actual Amount

Fiscal Year	Calendar Quarter	Accounting Period	0232163 - Emission Allowance A/P	0232170 - Accounts Payable-Coal	0232175 - LIMESTONE & FREIGHT PAYABLE	0232176 - Reagent Payable	0232180 - Accounts Payable-Oil Stocks	Grand Total
2018	Q1 2018	Jan 2018	1,000.00	(2,871,133.77)	(577,745.16)	(64,527.51)	0.00	(3,512,406.44)
		Feb 2018	1,000.00	(1,111,871.03)	(217,859.53)	(40,580.72)	0.00	(1,369,311.28)
		Mar 2018	1,000.00	(1,109,323.77)	0.00	0.00	0.00	(1,108,323.77)
	Q2 2018	Apr 2018	1,000.00	732,623.97	0.00	0.00	0.00	733,623.97
		May 2018	1,000.00	(1,615,034.33)	0.00	0.00	0.00	(1,923,741.35)
		Jun 2018	1,000.00	(1,003,102.90)	(229,845.29)	(31,975.75)	(309,707.02)	(1,352,078.52)
	Q3 2018	Jul 2018	1,000.00	(3,305,325.43)	(999,329.81)	(46,652.74)	0.00	(4,350,307.98)
		Aug 2018	1,000.00	(4,503,679.75)	(732,137.69)	(55,628.45)	(141,379.04)	(5,431,824.93)
		Sep 2018	1,000.00	(1,900,005.17)	(574,699.55)	(37,477.60)	0.00	(2,511,182.32)
	Q4 2018	Oct 2018	1,000.00	(2,990,483.82)	(419,556.71)	(62,777.84)	0.00	(3,471,818.37)
		Nov 2018	0.00	(3,251,330.00)	(255,347.99)	(55,169.05)	(170,707.67)	(3,732,554.71)
		Dec 2018	0.00	(2,394,411.08)	(771,243.30)	(80,138.99)	0.00	(3,245,793.37)
2019	Q1 2019	Jan 2019	0.00	(3,734,882.73)	(490,562.93)	(83,244.74)	0.00	(4,308,690.40)
		Feb 2019	0.00	(3,358,397.70)	(462,097.50)	(54,756.80)	(135,316.69)	(4,010,568.69)
		Mar 2019	0.00	(5,905,440.83)	(688,044.51)	(55,100.91)	(49,192.03)	(6,697,778.28)
Q2 2019	Apr 2019	0.00	(19,983.89)	(165,794.76)	0.01	0.00	(185,778.64)	
	May 2019	0.00	(4,249,710.54)	(478,646.26)	(45,220.21)	(31,935.05)	(4,805,512.06)	
	Jun 2019	0.00	(4,000,060.35)	(646,054.34)	(42,407.61)	0.00	(4,688,522.30)	
Q3 2019	Jul 2019	0.00	(2,684,200.92)	(353,444.05)	(46,595.96)	0.00	(3,084,240.93)	
	Aug 2019	0.00	(1,767,653.77)	(686,884.13)	(51,218.53)	(58,130.86)	(2,563,887.29)	
	Sep 2019	0.00	(1,650,602.92)	(507,557.52)	(34,687.17)	(436,924.52)	(2,629,772.13)	
Q4 2019		0.00	4,193.52	0.00	0.01	367,672.64	371,866.17	

Duke Energy Kentucky
Case No. 2019-00271
Attorney General's Second Set Data Requests
Date Received: November 12, 2019

AG-DR-02-022

REQUEST:

Provide the accounts payable balances for M&S inventories (Electric Division), including limestone inventories and stores expense balances as included in WPB-5.1c, at month-end for each month January 2018 through December 2018 (actuals), January 2019 through December 2019 (actuals for months where actual information is available and forecasts for remaining months), and for each month in the forecast test year. Describe the process the Company utilized to determine the accounts payable balances for M&S inventories. If these payables are maintained in a separate subaccount, then provide the balances for the months requested by subaccount. Provide all support developed and relied on for this response, including all calculations, if any.

RESPONSE:

The accounts payable balance associated with limestone inventories is included in AG-DR-02-021. The accounts payable balances for other M&S accounts and stores expense are accumulated in a vouchers payable account along with multitudes of varying items. As such, a breakout of that information does not exist.

PERSON RESPONSIBLE: Danielle Weatherston

Duke Energy Kentucky
Case No. 2019-00271
Attorney General's Second Set Data Requests
Date Received: November 12, 2019

AG-DR-02-023

REQUEST:

Describe the Company's sale of its customer accounts receivables to an affiliate, including, but not limited to, the timing of the sales, e.g., daily, weekly, monthly; the discount for financing costs; the discount for bad debt expense; and any other discounts that reduce the proceeds when the receivables are sold.

RESPONSE:

Cinergy Receivables Company (CRC) purchases the retail receivables originated by Duke Energy Kentucky (Transferor). These receivables are purchased at a discounted price. The discount is a three-year weighted average comprised of the time value of money, charge off's, collections expense, and offset by late payment revenues. This sale is recorded monthly, concurrent with the posting of revenues to the ledger.

This base of receivables is then used as collateral to secure non-recourse loans from conduit banks on a pro-rata basis. The bank conduits raise the funds to loan to CRC by issuing varying term commercial paper, which is general recourse to the assets of the conduit. CRC uses the loan proceeds to pay for a portion of the receivables it purchases from the Transferor.

Since retail receivables purchased will exceed the amount of the loan that CRC holds with the Conduits, there is an ongoing subordinated note between the Transferor and CRC for the difference. This note bears interest at 1-month LIBOR plus a spread.

PERSON RESPONSIBLE: Danielle Weatherston

**Duke Energy Kentucky
Case No. 2019-00271
Attorney General's Second Set Data Requests
Date Received: November 12, 2019**

**PUBLIC AG-DR-02-024
(As to Attachments only)**

REQUEST:

Provide a copy of the Company accounts receivable agreement with its receivables affiliate.

RESPONSE:

CONFIDENTIAL PROPRIETARY TRADE SECRET (As to Attachments only)

See AR-DR-02-024 Confidential Attachment 1 for the Purchase and Sale Agreement dated November 2010 and AG-DR-02-024 Confidential Attachment 2 for a subsequent amendment dated December 2015. These attachments will be provided to all parties upon the execution of a Confidentiality Agreement.

PERSON RESPONSIBLE: Christopher M. Jacobi

2019-00271

AG-DR-02-024

CONFIDENTIAL

Attachment 1

PROVIDED UNDER

SEAL

2019-00271

AG-DR-02-024

CONFIDENTIAL

Attachment 2

PROVIDED UNDER

SEAL

**Duke Energy Kentucky
Case No. 2019-00271
Attorney General's Second Set Data Requests
Date Received: November 12, 2019**

AG-DR-02-025

REQUEST:

Provide the expenses by FERC account in the base year and in the test year for each discount factor related to the Company's sale of its customer accounts receivable. Provide the calculation of these expense amounts.

RESPONSE:

Please see AG-DR-02-025 Attachment.

PERSON RESPONSIBLE: Danielle L. Weatherston
Christopher M. Jacobi

DE Kentucky Electric
 Sale of A/R
 By Account and Component
 Base & Forecast Period

	Base Period												Forecast Period													
	Dec-18	Jan-19	Feb-19	Mar-19	Apr-19	May-19	Jun-19	Jul-19	Aug-19	Sep-19	Oct-19	Nov-19	Apr-20	May-20	Jun-20	Jul-20	Aug-20	Sep-20	Oct-20	Nov-20	Dec-20	Jan-21	Feb-21	Mar-21		
Amounts by account																										
0426509 - Loss on Sale of A/R	247,227	164,064	85,537	69,416	29,259	71,612																				
0426591 - /C - Loss on Sale of A/R	(142,753)	(33,910)	13,204	7,628	26,518	(10,603)																				
0903891 - /C Sale of AR Fees VIE	68,753	80,714	86,161	75,154	79,765	81,632	31,468	33,998	32,967	29,031	28,023	29,133	35,669	35,669	35,669	35,669	35,669	35,669	35,669	35,669	35,669	35,669	37,336	37,336	37,336	
0904003 - /C Collection Agent Revenue	(18,862)	(20,276)	(17,779)	(16,277)	(13,288)	(13,716)																				
0904003 - Cust Acctg-Loss On Sale-A/R	154,365	190,593	167,123	135,921	122,254	128,926	31,468	33,998	32,967	29,031	28,023	29,133	83,263	90,521	136,607	186,831	191,778	143,653	160,682	173,745	150,735	121,073	57,614	58,429	58,429	
													118,932	126,190	172,276	222,500	227,447	179,322	196,351	209,414	186,404	158,409	94,950	95,765	95,765	
Components of Discount	0.40%	0.40%	0.40%	0.40%	0.40%	0.40%	0.34%	0.35%	0.35%	0.35%	0.35%	0.36%	0.39%	0.39%	0.38%	0.38%	0.38%	0.38%	0.38%	0.38%	0.38%	0.38%	0.38%	0.41%	0.41%	
Charge-offs	0.05%	0.05%	0.05%	0.05%	0.05%	0.05%	0.05%	0.05%	0.05%	0.05%	0.05%	0.05%	0.05%	0.05%	0.05%	0.05%	0.05%	0.05%	0.05%	0.05%	0.05%	0.05%	0.05%	0.05%	0.05%	
Late Charges	-0.59%	-0.59%	-0.59%	-0.59%	-0.59%	-0.59%	-0.52%	-0.52%	-0.52%	-0.52%	-0.52%	-0.52%	-0.52%	-0.52%	-0.52%	-0.52%	-0.52%	-0.52%	-0.52%	-0.52%	-0.52%	-0.52%	-0.52%	-0.52%	-0.52%	
Time Value	0.50%	0.60%	0.60%	0.60%	0.59%	0.60%	0.50%	0.50%	0.50%	0.50%	0.50%	0.50%	0.52%	0.51%	0.51%	0.51%	0.51%	0.51%	0.51%	0.51%	0.51%	0.51%	0.51%	0.51%	0.51%	
													0.44%	0.43%	0.43%	0.43%	0.43%	0.42%	0.42%	0.42%	0.42%	0.42%	0.42%	0.42%	0.45%	0.45%
Amounts Attributable to Various Components																										
Charge-offs	123,330	145,860	129,455	105,959	95,307	99,207	28,610	30,977	30,139	26,559	25,760	26,946	105,906	112,681	153,719	198,676	203,652	161,168	177,274	189,599	169,395	143,953	86,585	87,761	87,761	
Collection Costs	15,437	18,326	16,070	13,326	11,986	12,397	4,162	4,468	4,330	3,804	3,741	3,741	13,555	14,549	20,047	26,016	26,735	21,183	23,248	24,801	22,131	18,884	11,046	10,604	10,604	
Late Charges	(163,176)	(193,209)	(170,458)	(142,212)	(127,269)	(131,193)	(43,028)	(46,185)	(44,780)	(39,298)	(37,680)	(38,627)	(140,440)	(150,835)	(207,694)	(269,595)	(277,046)	(219,373)	(241,173)	(257,120)	(229,574)	(195,301)	(116,648)	(109,879)	(109,879)	
Time Value	178,774	219,615	192,057	158,847	142,230	148,516	41,715	44,738	43,779	37,867	36,236	37,073	139,911	149,785	206,204	267,403	274,106	216,344	237,002	252,135	224,552	190,922	111,867	107,880	107,880	
	154,365	190,593	167,123	135,921	122,254	128,926	31,468	33,998	32,967	29,031	28,023	29,133	118,932	126,190	172,276	222,500	227,447	179,322	196,351	209,414	186,404	158,409	94,950	95,765	95,765	

**Duke Energy Kentucky
Case No. 2019-00271
Attorney General's Second Set Data Requests
Date Received: November 12, 2019**

AG-DR-02-026

REQUEST:

Describe how the Company reflected the sale of its customer accounts receivables in the one-eighth of O&M expense calculation of cash working capital.

RESPONSE:

The sale of customer accounts receivable has no impact on the calculation of cash working capital using the Commission's approved one-eighth O&M method.

PERSON RESPONSIBLE: Sarah E. Lawler

**Duke Energy Kentucky
Case No. 2019-00271
Attorney General's Second Set Data Requests
Date Received: November 12, 2019**

AG-DR-02-027

REQUEST:

Provide the average number of days lag between the recording of the billed revenues and offsetting receivables and the recording of the sale of the receivables to the affiliate.

RESPONSE:

With respect to the sale of accounts receivable, this transaction is recorded monthly as part of the closing process concurrent with the billings for that period.

PERSON RESPONSIBLE: Danielle Weatherston

**Duke Energy Kentucky
Case No. 2019-00271
Attorney General's Second Set Data Requests
Date Received: November 12, 2019**

AG-DR-02-028

REQUEST:

Confirm that Duke Energy Ohio also sells its customer accounts receivables to an affiliate.

RESPONSE:

Duke Energy Ohio does also sell its customer accounts receivable to an affiliate.

PERSON RESPONSIBLE: Danielle Weatherston

Duke Energy Kentucky
Case No. 2019-00271
Attorney General's Second Set Data Requests
Date Received: November 12, 2019

AG-DR-02-029

REQUEST:

Provide the PUCO docket number for Duke Energy Ohio's most recent base rate case proceeding. Describe the DEO request for cash working capital in that proceeding and provide the relevant schedules and calculations.

RESPONSE:

- a. Case No. 17-32-EL-AIR, *et al.*
- b. Duke Energy Ohio requested \$0 for cash working capital in that case. Although the Public Utilities Commission of Ohio (PUCO) has, in some instances (*e.g.*, Ohio Gas Company in Case No. 17-1139-GA-AIR, *et al.*, approved on February 21, 2018), allowed utilities to estimate cash working capital using the 1/8th O&M method, it has rejected Duke Energy Ohio's attempts to use that methodology in past cases; therefore, the Company abided by the PUCO's decisions in prior rate cases involving Duke Energy Ohio.

PERSON RESPONSIBLE: William Don Wathen Jr.

**Duke Energy Kentucky
Case No. 2019-00271
Attorney General's Second Set Data Requests
Date Received: November 12, 2019**

AG-DR-02-030

REQUEST:

Confirm that in its filing in the pending IURC Case No. 45253, Duke Energy Indiana included \$0 for cash working capital in rate base. Provide all reasons why the Kentucky Public Service Commission should include cash working capital based on the one-eighth approach in this proceeding when Duke Energy Indiana included \$0 for cash working capital in rate base in the Indiana proceeding.

RESPONSE:

- a. Duke Energy Indiana sought \$0 for cash working capital in its pending rate case.
- b. Different regulators have different regulatory models. The Kentucky Public Service Commission has historically adopted the 1/8th O&M method for calculating cash working capital and it is considered to be a standard methodology for estimating this rate base component. Prior witnesses for the Attorney General has recognized this as the Kentucky Commission's practice. One such witness for the Attorney General was Robert J. Henkes who testified in Case No. 2009-00202 that "it is [his] understanding that the Commission has *consistently allowed* [Duke Energy Kentucky's] cash working capital to be determined based on this modified 1/8th O&M method." (emphasis added)

Duke Energy Kentucky followed this longstanding precedent in developing its estimate of cash working capital as it has done in every rate case for electric and gas service over many years.

PERSON RESPONSIBLE: William Don Wathen Jr.

Duke Energy Kentucky
Case No. 2019-00271
Attorney General's Second Set Data Requests
Date Received: November 12, 2019

AG-DR-02-031

REQUEST:

Confirm that this will be the first time the Kentucky Public Service Commission sets the Company's base rates using rate base instead of capitalization, assuming that the Company's request to do so is adopted.

RESPONSE:

That is not correct. The Kentucky Public Service Commission recently approved Duke Energy Kentucky's most recent application for natural gas base rates in Case No. 2018-00261.

PERSON RESPONSIBLE: William Don Wathen Jr.

REQUEST:

Refer to the following excerpt from DEK's 2018 FERC Form 1 at page 123.11:

FERC 494 Refund of Regional Transmission Enhancement Projects

FERC Order No. 494 Settlement Agreement (FERC 494 Settlement Agreement) was entered into by most of the PJM transmission owners, including Duke Energy Kentucky, and the PJM state regulatory commissions approximately two years ago and was planned to be effective on January 1, 2016; however, it was not approved by the FERC until May 31, 2018. The FERC 494 Settlement Agreement was due to the Seventh Circuit Court of Appeals finding that the FERC had failed to adequately justify the costs that the customers in the western part of PJM were being charged for high voltage transmission projects, or Regional Transmission Expansion Plan (RTEP) projects (500 kV and above) built in the east. These costs were being allocated to all PJM customers on a load-ratio share basis but the court determined that these costs were not justifiable to customers in the west, including Duke Energy Kentucky, that did not benefit from the RTEP projects. Costs for the periods 2012 through 2015 are expected to be refunded to Duke Energy Kentucky on a monthly basis through December 2025. The refund amount for similar costs incurred beginning in 2016 through June 30, 2018, prior to the change in cost allocation by PJM was determined in the third quarter of 2018 and these amounts will be refunded over a 12-month period beginning in July 2018. These refunds, totaling approximately \$8 million for Duke Energy

Kentucky have been recorded to Operation, maintenance and other on the Statements of Operations for the year ended December 31, 2018.

- a. Provide the amounts of the FERC Order No. 494 refunds recorded by subaccount by month starting in 2018 through the present month and projected through December 2025 associated with RTEP costs for the periods 2012 through 2015.
- b. Provide the amounts of the FERC Order No. 494 refunds projected for the test year and included in the instant case filing by subaccount by month associated with RTEP costs for the periods 2012 through 2015. If no refunds were projected for the test year, explain why not since the notation describes refunds through 2025.
- c. Provide the amounts of the FERC Order No. 494 refunds recorded by subaccount by month starting in 2018 through the present month and projected through the end of the test year associated with RTEP costs for the periods 2016 through June 30, 2018.
- d. Indicate whether or not any FERC Order No. 494 refunds associated with RTEP costs for the periods 2016 through June 30, 2018 are included as reductions to test year costs. If so, indicate the subaccount in which these refunds are reflected and the amount in the test year. If not, explain why not.
- e. Explain all reasons why the Company did not seek to return the FERC Order No. 494 refunds amounts associated with RTEP costs to customers as part of the instant case or another filing. If the refunds were flowed through to ratepayers in part or in whole via the fuel adjustment clause or other rider, describe in detail.

RESPONSE:

- a. The RTEP costs for the period 2012 through 2015 have not been recovered from customers; so, the refunds are for costs borne exclusively by the shareholders. As such, any refund received should likewise belong to the shareholder. In May 2018, \$4.1 million was credited to account 0561800 related to an estimate of the total FERC Order No. 494 refunds for the period 2012 through 2015. As the refunds are received, they will relieve the receivable set-up when the amount was recorded to account 0561800.
- b. No refunds are included in the forecasted test year associated with FERC Order No. 494 refunds of RTEP costs incurred for the periods 2012 through 2015. Please see response to (e) below for the explanation why there weren't any projected refunds included in the test year.
- c. In August 2018, an additional \$3.9 million was credited to 0561800 for an estimate of the total FERC Order No. 494 refunds for the period of January 2016 through June 2018. The RTEP costs for the period January 2016 through April 2018 were not recovered from customers; so, the refunds are for costs borne exclusively by the shareholders for 28 of the 30 months at issue. As the refunds were received, they relieved the receivable set-up when the amount was recorded to account 0561800.
- d. No refunds are included in the forecasted test year associated with refunds of RTEP costs incurred for the periods January 1, 2016, through June 30, 2018. Refunds attributable to RTEP costs incurred for January 1, 2016, through April 30, 2018, were borne exclusively by shareholders; consequently, customers are not entitled

to refunds of costs that were not being recovered in rates. Please see the response to (e) below for a proposed correction to the Company's test year revenue requirement to address refunds attributable to May and June 2018.

- e. From January 1, 2012, through April 30, 2018, the Company has incurred RTEP costs that have not been recovered from customers and will not be recovered from customers. It would be inappropriate and contrary to ratemaking principals to refund customers dollars for expenses incurred by the Company that were never collected from customers. Per response to AG-DR-02-034, RTEP charges were not included in electric base rates until May 1, 2018, the effective date of new base rates approved in Case No. 2017-00321. Therefore, May and June of 2018 are the only months associated with the FERC Order No. 494 refunds that customers were charged RTEP. The refund associated with this period is \$260,022. The Company proposes to adjust its revenue requirement calculation to amortize this refund over a period of sixty months. The amortization period aligns with the amortization period for other one-time expenses being amortized such as rate case expense.

PERSON RESPONSIBLE: Danielle L. Weatherston – a., c.
Christopher M. Jacobi – a. thru c.
Sarah E. Lawler – d., e.

Duke Energy Kentucky
Case No. 2019-00271
Attorney General's Second Set Data Requests
Date Received: November 12, 2019

AG-DR-02-033

REQUEST:

Refer to the response to AG-DR-01-014 from Case No. 2017-00321 which reported historical actual cost data charged to DEK for RTEP costs.

- a. Provide the actual RTEP costs recorded for each month starting with the first month such costs were incurred until the most recent month with available data. Identify amounts recorded for each subaccount for each month.
- b. Provide the amount of DEK RTEP costs forecast for each month in the base year and in the test year.

RESPONSE:

- a. See AG-DR-02-033(a) Attachment for the monthly amounts from the inception of receiving RTEP costs to October 2019. These amounts were recorded to subaccount 0561800. Note that, as discussed in response to AG-DR-02-032, Duke Energy Kentucky recovered \$0 in RTEP charges from retail customers beginning with the first month the Company incurred these charges through April 30, 2018. RTEP charges are currently recovered in base rates based on an annualized amount approved in Case No. 2017-00321; therefore, recovery of the costs shown in AG-DR-02-033(a) Attachment are not recovered on a dollar-for-dollar basis.
- b. See "STAFF-DR-01-054 Attachment - KPSC Elec SFRs – 2019", tabs "Base Period" and "Forecasted Period", Account 5618000. The base period total is

\$925,270 which represents only actual months. Budgeted months were inadvertently omitted. The forecasted period total \$2,012,211.

PERSON RESPONSIBLE: Danielle L. Weatherston – a.
Christopher M. Jacobi – b.

Duke Energy Kentucky, Inc.
RTEP Charges
January 2013 Through October 2019

<u>Month</u>	<u>Type</u>	<u>Amount</u>	<u>Month</u>	<u>Type</u>	<u>Amount</u>
Jan-13	Actual	207,081	Jul-17	Actual	294,178
Feb-13	Actual	207,081	Aug-17	Actual	294,178
Mar-13	Actual	207,081	Sep-17	Actual	294,178
Apr-13	Actual	207,081	Oct-17	Actual	294,178
May-13	Actual	207,081	Nov-17	Actual	294,178
Jun-13	Actual	203,510	Dec-17	Actual	297,326
Jul-13	Actual	205,205	Jan-18	Actual	272,336
Aug-13	Actual	205,205	Feb-18	Actual	272,336
Sep-13	Actual	205,205	Mar-18	Actual	272,336
Oct-13	Actual	205,205	Apr-18	Actual	256,699
Nov-13	Actual	205,205	May-18	Actual	268,426
Dec-13	Actual	205,205	Jun-18	Actual	249,094
Jan-14	Actual	230,907	Jul-18	Actual	152,047
Feb-14	Actual	231,965	Aug-18	Actual	152,047
Mar-14	Actual	231,474	Sep-18	Actual	152,047
Apr-14	Actual	231,474	Oct-18	Actual	154,522
May-14	Actual	231,474	Nov-18	Actual	154,522
Jun-14	Actual	256,263	Dec-18	Actual	154,522
Jul-14	Actual	263,975	Jan-19	Actual	160,542
Aug-14	Actual	263,975	Feb-19	Actual	160,542
Sep-14	Actual	269,733	Mar-19	Actual	160,542
Oct-14	Actual	264,654	Apr-19	Actual	160,542
Nov-14	Actual	264,654	May-19	Actual	160,542
Dec-14	Actual	264,654	Jun-19	Actual	165,073
Jan-15	Actual	286,494	Jul-19	Actual	165,073
Feb-15	Actual	286,494	Aug-19	Actual	165,073
Mar-15	Actual	286,494	Sep-19	Actual	165,073
Apr-15	Actual	286,494	Oct-19	Actual	166,603
May-15	Actual	286,494			
Jun-15	Actual	290,467			
Jul-15	Actual	289,385			
Aug-15	Actual	289,385			
Sep-15	Actual	289,385			
Oct-15	Actual	289,385			
Nov-15	Actual	289,385			
Dec-15	Actual	289,385			
Jan-16	Actual	287,691			
Feb-16	Actual	287,691			
Mar-16	Actual	287,691			
Apr-16	Actual	288,574			
May-16	Actual	294,997			
Jun-16	Actual	277,270			
Jul-16	Actual	293,275			
Aug-16	Actual	293,275			
Sep-16	Actual	293,275			
Oct-16	Actual	293,275			
Nov-16	Actual	293,275			
Dec-16	Actual	293,275			
Jan-17	Actual	298,395			
Feb-17	Actual	295,098			
Mar-17	Actual	301,269			
Apr-17	Actual	298,254			
May-17	Actual	299,944			
Jun-17	Actual	293,547			

Duke Energy Kentucky
Case No. 2019-00271
Attorney General's Second Set Data Requests
Date Received: November 12, 2019

AG-DR-02-034

REQUEST:

Refer to the response to Staff-DR-02-060 which mentioned the FERC Order No. 494 refunds “for RTEP charges incurred by the Company in prior periods that were never charged to customers in base rates or any riders.”

- a. Explain this statement. As part of the response, provide the amounts of DEK RTEP charges that were charged to customers on a monthly basis through the most recent month with available data.
- b. Identify the month when new rates went into effect related to Case No. 2017-00321.
- c. Prior to the change in base rates associated with Case No. 2017-00321, identify when rates were last updated and cite the related case number.
- d. Provide the amount of transmission expenses in Accounts 560-574 that were included in rates, base rates and other, for each of the years 2013 through 2019. If amounts changed during any year, such as 2018, notate amounts before and after the change.
- e. Provide the authorized earned rate of return for DEK for each of the years 2013 through 2018 and the actual earned rate of return experienced in each of those same years.

RESPONSE:

- a. RTEP charges were not included in the Company’s test year revenue requirement in Case No. 2006-00172; so, from the first day Duke Energy Kentucky became a member of PJM through the date when new rates were implemented in Case No. 2017-00321, recovery from customers for RTEP costs was \$0. The amount included in the approved revenue requirement for the forecasted test year used in Case No. 2017-00321 was \$3,621,173 on an annual basis. Assuming the costs are recovered evenly throughout the year, the recovery for each month is shown in the table below.

RTEP Recovered from Retail Customers								
	2012	2013	2014	2015	2016	2017	2018	2019
Jan	\$0	\$0	\$0	\$0	\$0	\$0	\$0	\$301,764
Feb	0	0	0	0	0	0	0	301,764
Mar	0	0	0	0	0	0	0	301,764
Apr	0	0	0	0	0	0	0	301,764
May	0	0	0	0	0	0	\$301,764	301,764
Jun	0	0	0	0	0	0	301,764	301,764
Jul	0	0	0	0	0	0	301,764	301,764
Aug	0	0	0	0	0	0	301,764	301,764
Sep	0	0	0	0	0	0	301,764	301,764
Oct	0	0	0	0	0	0	301,764	301,764
Nov	0	0	0	0	0	0	301,764	301,764
Dec	0	0	0	0	0	0	301,764	301,764

- b. May 1, 2018.
- c. January 2, 2007, pursuant to the Commission’s order in Case No. 2006-00172.
- d. The base rates approved in Case No. 2006-00172 included recovery of \$16,939,554 in transmission costs (Accounts 560-574). This is the annualized amount of recovery from 2007 through April 2018.

The base rates approved in Case No. 2017-00321 included an annualized level of \$19,523,753. This is the annualized amount that will be recovered in base rates until the Commission approves new base rates in this application.

- e. The authorized rate of return for 2013 through April 30, 2018 is 8.358% per the order in Case No. 2006-00172 and 6.830% for May 1, 2018 to current per the order in Case No. 2017-00321. See response to AG-DR-02-052 for the actual earned rate of returns.

PERSON RESPONSIBLE: William Don Wathen Jr. – a. thru e.
Danielle L. Weatherston – e.

Duke Energy Kentucky
Case No. 2019-00271
Attorney General's Second Set Data Requests
Date Received: November 12, 2019

AG-DR-02-035

REQUEST:

Refer to the Direct Testimony of Sarah E. Lawler ("Lawler Direct"), page 17, regarding the quantification of \$0.145 million included in the revenue requirement for the proposed Electric Vehicle Pilot Program.

- a. Provide a copy of the quantification of this amount that includes the cited return on rate base, depreciation expense, and property tax expense components.
- b. Provide the source of the depreciation rate selected for the quantification and indicate the plant account affected by the capital expenditures.
- c. Identify the plant in service amounts for each plant account utilized in the Company's estimate.

RESPONSE:

- a. See STAFF-DR-02-088 Attachment.
- b. A 7-year book life was used based on the expected life of the asset. The actual book depreciation rates will be determined based on what utility account is assigned during unitization and final approved depreciation rates by the Commission. FERC 371 – Installations on Customers' Premises is the expected utility account to be utilized.
- c. Plant in service amounts are included on STAFF-DR-02-088 Attachment. FERC 371 - Installations on Customers' Premises is the expected utility account.

PERSON RESPONSIBLE: Sarah E. Lawler

Duke Energy Kentucky
Case No. 2019-00271
Attorney General's Second Set Data Requests
Date Received: November 12, 2019

AG-DR-02-036

REQUEST:

Provide a monthly schedule for each of the 13 months during the projected base period and projected test year used to compute the 13 month average included in projected rate base by FERC electric plant account (and by power plant for the production plant accounts) showing plant in service, additions, retirements, depreciation expense, and accumulated depreciation. For those accounts that are both electric and gas, provide an allocation to electric for purposes of this response. Provide this information in electronic spreadsheet format. Identify all costs separately that are recovered through the Company's Rider ESM or other rider instead of base rates.

RESPONSE:

Please see STAFF-DR-02-007 Attachment for monthly plant additions and retirements supporting Schedule B-2.3. Please see STAFF-DR-02-008 for further details of plant additions by month during the projected test year. See Schedule B-2.2 and Schedule B-3.1 for adjustments related to the costs and accumulated depreciation for the certain projects to be recovered through the Rider ESM.

PERSON RESPONSIBLE: Christopher M. Jacobi

Duke Energy Kentucky
Case No. 2019-00271
Attorney General's Second Set Data Requests
Date Received: November 12, 2019

AG-DR-02-037

REQUEST:

Refer to the response to AG-DR-01-042 related to actual and projected FTEs and payroll dollars for DEK (Electric) employees separated between expense, capital, and other. Refer also to the response to AG-DR-01-043 related to the same information for DEBS employees. The responses state that “the Company does not budget headcount.”

- a. Describe in detail how the Company budgets payroll costs, including but not limited to the test year.
- b. Explain specifically how the Company budgets payroll costs without also budgeting headcount increases or decreases as part of the make-up of payroll cost changes.
- c. Provide a copy of all written policies or instructions used by the Company to budget payroll costs generally and specifically for the budget periods involved with the months during the test year.

RESPONSE:

- a. Payroll costs are budgeted using various methods that are at the discretion of the departments. Examples include (1) using average labor costs realized in actuals and escalated for merit/promotions per the budget guidelines; (2) using a unit cost estimate where the department has an estimate of the average costs to perform various tasks (example – installing customer meters or pole replacements) and an

estimate of how many of those units they expect to complete in the budget period;

(3) using an estimated headcount and expected salary.

b. See response to (a).

c. See filing requirement FR 16(7)(c) for budget guidelines.

PERSON RESPONSIBLE: Christopher M. Jacobi

**Duke Energy Kentucky
Case No. 2019-00271
Attorney General's Second Set Data Requests
Date Received: November 12, 2019**

AG-DR-02-038

REQUEST:

Refer to the labor costs reported on Schedule G-1 and the response to AG-DR-01-042 Attachment 1, pages 1-5. Indicate whether the costs portrayed include costs for DEK (Electric) employees only or whether they also include allocated costs related to DEBS employees. If they do include both, provide the breakdown of costs included on Schedule G-1 and in the response to AG-DR-01-042 Attachment 1, pages 1-5, between the two sources.

RESPONSE:

Schedule G-1 labor costs include costs from Duke Energy Kentucky, DEBS, and other affiliate employees.

	<u>DEK</u>	<u>DEBS</u>	<u>Other</u>	<u>Total</u>
Labor - Base Period	\$8,239,962	\$12,414,310	\$3,437,230	\$24,091,502
Labor - Forecasted Period	\$10,909,504	\$13,074,504	\$2,970,865	\$26,954,872

AG-DR-01-042 Attachment 1 included cost from Duke Energy Kentucky, DEBS, and other affiliate employees. Please see AG-DR-02-039 Attachment for a revised AG-DR-01-042 Attachment 1 revised for the reasons discussed in that response. See AG-DR-02-038 Attachment for breakdown of costs between the sources.

PERSON RESPONSIBLE: Danielle L. Weatherston
Christopher M. Jacobi

Duke Energy Kentucky - Electric Operations
AG-DR-02-038

Request:

38. Refer to the labor costs reported on Schedule G-1 and the response to AG-DR-01-042 Attachment-1, pages 1-5. Indicate whether the costs portrayed include costs for DEK (Electric) employees only or whether they also include allocated costs related to DEBS employees. If they do include both, provide the breakdown of costs

Response:

The response for AG-DR-01-042 included costs for DEK, DEBS, and other affiliate companies. See the below table for breakdown by source. Note: the data below ties to the revision to AG-DR-01-42 Attachment 1 submitted as DR-02-039 Attachment.

	Total			DEK			DEBS			Other affiliates		
	Expense	Payroll Labor Costs (Budgeted 2020)	Total	Expense	Payroll Labor Costs (Budgeted 2020)	Total	Expense	Payroll Labor Costs (Budgeted 2020)	Total	Expense	Payroll Labor Costs (Budgeted 2020)	Total
January	\$ 2,441,897	\$ 1,326,569	\$ 3,890,737	\$ 978,946	\$ 665,556	\$ 1,270,081	\$ 1,197,157	\$ 510,921	\$ 482,540	\$ 265,795	\$ 150,092	\$ 430,038
February	2,083,133	1,286,824	3,208,853	726,260	601,295	1,148,311	1,093,758	455,911	485,627	545,916	139,571	416,838
March	2,334,464	1,437,397	3,846,553	846,955	643,914	1,148,311	1,146,836	566,669	540,892	271,450	158,218	443,845
April	2,230,465	1,368,120	3,273,881	826,518	634,213	1,102,348	1,131,665	588,877	469,452	272,283	145,030	431,489
May	2,159,058	1,362,094	3,646,603	756,361	636,643	1,034,798	1,130,066	580,685	469,481	272,691	144,766	431,633
June	2,229,466	1,470,382	3,825,348	827,658	616,201	1,085,715	1,129,059	709,872	2,308,400	272,749	144,308	431,233
July	2,421,244	1,573,654	4,116,693	1,003,921	661,339	1,307,114	1,142,700	757,160	467,765	274,623	155,155	443,954
August	2,257,492	1,751,188	4,153,832	836,288	686,047	1,090,330	1,146,949	543,590	2,595,142	274,194	160,539	448,909
September	2,156,367	1,645,785	3,925,963	746,471	702,004	1,090,330	1,137,894	778,884	467,779	272,002	164,897	451,076
October	2,138,807	1,604,589	3,867,238	726,666	656,114	1,024,632	1,140,189	797,871	467,814	271,952	150,604	436,733
November	2,142,835	1,565,437	3,832,119	734,703	684,592	1,061,150	1,136,181	728,616	467,816	271,952	152,229	438,356
December	2,437,553	1,506,139	4,067,676	1,007,751	718,696	1,368,299	1,155,849	639,727	467,956	273,953	147,716	435,845
Total	\$ 26,963,500	\$ 17,898,178	\$ 46,386,053	\$ 10,018,497	\$ 7,975,211	\$ 13,579,554	\$ 13,688,242	\$ 6,109,843	\$ 5,770,465	\$ 3,256,760	\$ 1,813,124	\$ 5,239,949

	Total			DEK			DEBS			Other affiliates		
	Expense	Payroll Labor Costs (Budgeted 2019)	Total	Expense	Payroll Labor Costs (Budgeted 2019)	Total	Expense	Payroll Labor Costs (Budgeted 2019)	Total	Expense	Payroll Labor Costs (Budgeted 2019)	Total
January	\$ 2,017,857	\$ 1,098,295	\$ 3,244,820	\$ 715,987	\$ 420,817	\$ 870,927	\$ 1,045,278	\$ 519,392	\$ 393,292	\$ 256,592	\$ 158,085	\$ 415,931
February	1,988,163	1,089,125	3,205,629	703,555	428,341	851,020	1,026,110	535,034	379,609	258,497	154,106	413,857
March	2,452,606	1,206,403	3,811,339	1,049,835	494,955	1,259,066	1,114,026	543,724	439,756	288,745	167,724	457,767
April	2,127,474	1,127,001	3,387,295	801,289	452,371	993,223	1,061,214	516,338	391,960	264,970	158,292	424,560
May	2,050,818	1,137,273	3,321,108	723,503	467,028	930,764	1,062,221	508,973	391,987	265,121	161,271	427,690
June	2,095,330	1,191,553	3,337,079	761,990	480,267	980,773	1,068,221	554,535	391,987	265,118	158,230	424,645
July	2,035,234	1,184,852	3,351,446	704,905	512,619	957,316	1,065,113	517,107	390,270	265,216	155,126	420,640
August	2,436,497	1,271,995	3,866,741	1,033,443	517,975	1,261,332	1,115,166	586,453	441,037	287,888	167,567	456,753
September	2,009,630	1,003,849	3,478,857	705,309	408,937	1,004,400	1,069,107	591,337	390,287	265,214	153,734	420,886
October	2,082,300	1,352,517	3,486,221	679,060	526,846	945,696	1,083,911	667,833	390,316	265,504	157,838	424,640
November	2,058,444	1,266,284	3,456,137	688,191	546,163	974,147	1,083,911	564,517	390,320	286,341	155,604	443,243
December	2,027,699	1,297,951	3,457,056	704,411	590,991	1,035,193	1,057,710	553,340	390,318	265,577	153,620	420,495
Total	\$ 25,332,051	\$ 14,527,098	\$ 41,876,610	\$ 9,273,480	\$ 5,967,479	\$ 12,059,797	\$ 12,825,787	\$ 6,658,583	\$ 4,781,137	\$ 3,234,784	\$ 1,901,036	\$ 5,151,305

	Total			DEK			DEBS			Other affiliates		
	Expense	Payroll Labor Costs (Actual through Sept 2019)	Total	Expense	Payroll Labor Costs (Actual through Sept 2019)	Total	Expense	Payroll Labor Costs (Actual through Sept 2019)	Total	Expense	Payroll Labor Costs (Actual through Sept 2019)	Total
January	\$ 1,963,218	\$ 1,153,411	\$ 3,286,303	\$ 694,436	\$ 450,042	\$ 902,186	\$ 1,004,664	\$ 539,276	\$ 402,041	\$ 264,118	\$ 164,094	\$ 438,136
February	1,905,595	1,215,498	3,285,339	604,371	460,083	843,213	996,233	543,937	376,960	304,991	211,477	525,994
March	2,334,464	1,544,898	4,071,832	952,835	647,853	1,338,649	1,023,329	647,853	452,877	358,900	244,388	609,113
April	2,061,706	1,287,162	3,596,975	696,686	509,134	993,885	1,027,980	563,321	392,003	357,040	212,069	569,787
May	1,966,924	1,288,399	3,456,784	645,082	509,906	949,134	1,003,584	586,486	390,556	318,257	192,007	517,025
June	1,982,770	1,342,485	3,527,693	673,353	483,716	918,988	1,003,584	586,486	390,556	318,257	192,007	517,025
July	2,031,547	1,261,954	3,461,667	660,990	405,292	846,460	1,005,872	671,230	408,360	325,689	212,666	542,538
August	2,363,470	1,683,593	4,248,961	949,625	635,643	1,358,172	1,051,022	811,600	425,538	362,823	236,350	595,818
September	1,934,729	1,254,301	3,374,976	662,108	491,430	927,724	979,241	608,915	409,300	293,380	153,956	449,796
October												
November												
December												
Total	\$ 18,528,424	\$ 12,031,733	\$ 32,230,549	\$ 6,538,485	\$ 4,597,894	\$ 9,072,359	\$ 9,076,655	\$ 5,618,731	\$ 3,682,969	\$ 2,900,284	\$ 1,815,108	\$ 4,779,835

	Total			DEK			DEBS			Other affiliates		
	Expense	Payroll Labor Costs (2018)	Total	Expense	Payroll Labor Costs (2018)	Total	Expense	Payroll Labor Costs (2018)	Total	Expense	Payroll Labor Costs (2018)	Total
January	\$ 2,137,169	\$ 950,432	\$ 3,202,459	\$ 813,707	\$ 365,421	\$ 960,936	\$ 1,058,148	\$ 431,253	\$ 338,355	\$ 265,314	\$ 153,757	\$ 413,767
February	1,918,908	1,107,593	3,215,834	658,563	396,563	971,936	1,002,462	540,730	271,730	257,882	170,300	428,975
March	2,618,225	1,550,919	4,381,613	1,143,452	683,062	1,589,303	1,143,452	683,062	346,901	332,858	284,019	619,095

Duke Energy Kentucky - Electric Operations
 AG-DR-02-038

	2,057,292	1,404,795	155,981	3,618,068	756,194	465,463	(175,672)	1,045,985	652,748	327,858	1,981,285	300,418	286,585	3,795	590,797	
April	2,057,292	1,404,795	155,981	3,618,068	756,194	465,463	(175,672)	1,045,985	652,748	327,858	1,981,285	300,418	286,585	3,795	590,797	
May	2,126,995	1,296,733	159,276	3,583,003	833,349	467,373	(177,946)	1,122,976	580,343	332,998	1,944,592	261,595	249,016	4,824	515,435	
June	2,300,674	1,786,473	170,781	3,757,927	964,963	455,291	(186,429)	1,233,825	1,053,974	557,986	2,491,345	283,737	273,196	4,825	561,758	
July	2,046,083	1,104,292	159,541	3,309,916	716,634	406,490	(195,772)	927,352	1,063,506	467,088	1,882,399	265,948	230,714	3,507	500,164	
August	2,029,255	1,370,625	177,667	3,757,547	784,036	555,415	(220,652)	1,118,799	1,133,422	389,857	2,029,772	311,798	288,716	8,461	608,975	
September	2,025,094	1,104,712	163,271	3,293,077	687,262	381,034	(200,568)	867,908	1,057,443	359,716	1,974,986	280,389	165,872	3,922	450,183	
October	1,951,272	1,092,303	160,736	3,204,311	644,334	421,490	(207,917)	858,507	1,021,710	361,368	1,901,639	284,628	152,252	7,285	444,166	
November	2,153,582	1,038,101	162,885	3,358,568	756,222	389,773	(199,802)	946,193	1,053,702	475,472	1,886,367	343,658	172,856	5,494	522,008	
December	1,914,897	1,069,010	253,812	3,237,720	675,588	374,503	(166,315)	883,776	960,515	382,739	1,870,934	278,795	166,826	3,389	483,030	
Total	\$ 25,659,445	\$ 14,375,967	\$ 2,000,809	\$ 41,916,242	\$ 9,433,568	\$ 5,262,633	\$ (2,168,704)	\$ 12,537,497	\$ 12,558,864	\$ 6,519,245	\$ 4,172,303	\$ 23,250,411	\$ 3,467,014	\$ 2,594,109	\$ 77,210	\$ 6,138,333

	Payroll Labor Costs (2017)		DEK		DEBS		Other affiliates		Total							
	Capital	Other deferred	Capital	Other deferred	Capital	Other deferred	Capital	Other deferred								
January	2,278,262	\$ 791,918	\$ (95,786)	\$ 2,974,394	\$ 967,361	\$ 371,891	\$ (401,011)	\$ 938,240	\$ 1,015,837	\$ 299,858	\$ 305,069	\$ 1,620,764	\$ 295,065	\$ 120,169	\$ 155	\$ 415,390
February	1,936,046	890,651	73,452	2,902,149	698,820	459,150	(208,531)	949,439	985,510	300,558	281,887	1,567,955	362,149	130,942	96	384,754
March	2,951,049	984,733	101,235	3,677,016	1,099,175	418,465	(246,862)	1,770,778	1,129,726	342,986	342,986	1,896,984	275,944	141,995	5,111	509,255
April	2,070,105	815,936	108,369	2,994,410	710,752	346,193	(231,813)	875,132	1,083,409	377,431	330,126	1,740,966	270,700	142,312	10,056	428,312
May	2,189,034	851,935	117,021	3,157,990	858,171	381,590	(223,417)	1,016,344	1,060,163	338,335	329,333	1,727,831	270,700	132,010	11,105	419,338
June	2,000,629	823,978	114,773	2,938,380	745,564	364,534	(218,731)	891,366	979,528	325,203	323,945	1,628,676	270,700	134,241	9,560	419,338
July	2,130,598	897,280	132,112	3,159,991	787,893	411,305	(228,234)	970,964	1,029,812	347,472	346,523	1,723,807	270,700	134,241	9,560	419,338
August	1,935,022	1,050,248	136,897	3,122,168	721,623	369,141	(220,974)	875,790	1,005,048	432,529	346,978	1,784,555	202,351	138,504	13,822	465,220
September	2,511,104	1,031,050	164,266	3,706,421	1,103,241	433,575	(230,454)	1,306,362	1,053,038	465,186	385,047	1,903,271	354,825	132,290	9,673	496,788
October	1,971,670	1,075,922	157,414	3,205,006	726,013	424,291	(222,662)	927,642	972,686	450,483	368,713	1,791,882	272,970	201,148	11,363	485,481
November	1,876,320	1,121,383	151,441	3,149,144	697,624	428,011	(201,469)	924,167	985,029	441,522	345,302	1,771,854	193,667	251,849	7,608	453,124
December	1,886,247	988,516	151,253	3,026,015	766,563	369,292	(206,604)	929,251	866,557	421,760	354,560	1,642,898	253,126	197,464	3,277	453,867
Total	\$ 25,378,086	\$ 11,323,552	\$ 1,312,446	\$ 38,014,084	\$ 9,889,800	\$ 4,777,438	\$ (2,840,762)	\$ 11,825,476	\$ 12,166,344	\$ 4,574,610	\$ 4,060,489	\$ 20,801,443	\$ 3,322,942	\$ 1,971,504	\$ 92,719	\$ 5,387,165

	Payroll Labor Costs (2016)		DEK		DEBS		Other affiliates		Total							
	Capital	Other deferred	Capital	Other deferred	Capital	Other deferred	Capital	Other deferred								
January	2,343,374	\$ 548,386	\$ 86,540	\$ 2,978,300	\$ 935,731	\$ 297,085	\$ (210,964)	\$ 1,021,852	\$ 1,169,503	\$ 208,486	\$ 292,617	\$ 1,670,606	\$ 238,140	\$ 42,815	\$ 4,887	\$ 285,842
February	2,058,875	642,826	72,590	2,774,291	694,019	320,382	(186,091)	828,310	1,138,306	240,168	254,405	1,632,879	226,551	82,275	4,276	313,102
March	2,102,188	675,733	79,150	2,857,071	711,415	327,983	(184,931)	854,467	1,153,021	255,981	262,372	1,671,374	237,751	91,770	1,709	331,230
April	2,815,680	901,310	95,284	3,812,274	1,268,225	405,121	(223,630)	1,449,716	1,251,167	379,704	315,809	1,946,680	296,288	116,485	3,105	415,878
May	2,071,757	753,166	67,516	2,892,439	754,471	371,652	(208,986)	917,137	1,101,947	285,525	273,914	1,661,386	215,339	95,989	2,588	313,916
June	2,090,931	394,111	71,981	2,557,023	747,377	47,674	(208,067)	587,344	1,121,230	251,879	274,750	1,647,860	221,964	94,558	5,297	321,819
July	2,030,515	681,741	70,249	2,782,506	800,613	273,232	(198,377)	875,468	1,092,838	248,675	265,566	1,607,079	217,064	159,834	3,061	299,959
August	1,995,822	714,825	72,507	2,783,154	705,896	295,594	(199,000)	802,489	1,081,005	309,498	269,330	1,659,833	137,922	108,733	2,177	320,832
September	2,553,295	823,566	83,293	3,460,154	1,100,475	374,919	(230,227)	1,245,167	1,124,754	351,673	311,645	1,788,072	328,065	96,974	1,876	426,916
October	1,994,402	829,031	9,958	2,833,391	721,487	348,698	(265,601)	804,584	1,065,501	312,953	271,042	1,649,496	207,415	167,379	4,518	379,311
November	1,961,178	401,204	55,469	2,417,851	724,880	(46,722)	(221,665)	456,494	1,040,277	312,542	263,956	1,616,775	196,022	135,383	13,178	344,583
December	2,071,379	768,543	(17,898)	2,822,024	857,024	388,160	(306,711)	938,473	988,676	265,231	285,290	1,539,196	225,679	115,152	3,524	344,355
Total	\$ 26,089,397	\$ 8,134,442	\$ 746,639	\$ 34,970,478	\$ 10,021,974	\$ 3,403,777	\$ (2,644,251)	\$ 10,781,500	\$ 13,328,224	\$ 4,422,316	\$ 3,340,695	\$ 20,091,235	\$ 2,739,199	\$ 1,300,348	\$ 50,195	\$ 4,097,742

Duke Energy Kentucky
Case No. 2019-00271
Attorney General's Second Set Data Requests
Date Received: November 12, 2019

AG-DR-02-039

REQUEST:

Refer to the response to AG-DR-01-042 Attachment 1, pages 1-5, and Attachment 2 related to actual FTEs and actual and projected payroll dollars for DEK (Electric) separated between expense, capital, and other. The average monthly payroll expense budgeted for 2020 equals \$2.247 million. The average monthly payroll expense budgeted for 2019 equals \$1.994 million. The average monthly payroll expense actually recorded during the first 9 months in 2019 was only \$1.686 million. Finally, the DEK (Electric) headcount decreased from 147 FTEs at December 2018 to 134 in January 2019 and again to 175 during the months of July 2019 through September 2019, primarily in the category of "Distb, Cust Ops & DE Carolina."

- a. Explain all reasons why monthly payroll expense would increase from the actual \$1.686 million in 2019 to the budgeted \$2.247 million in 2020, an average increase of \$0.561 million per month or an increase of over 33%.
- b. Explain all reasons why monthly payroll expense would increase from the budgeted \$1.994 million in 2019 to the budgeted \$2.247 million in 2020, an average increase of \$0.253 million per month or an increase of almost 13%.
- c. Explain all reasons why the headcount decreased from 195 FTEs at December 2018 to 181 in January 2019 and again to 175 during the months of April 2019 through September 2019, primarily in the category of "Distb, Cust Ops & DE Carolina."

- d. Describe in detail all expectations related to the number of DEK (Electric) headcount FTEs for the remainder of 2019, for 2020, and for the first three months of 2021 compared to the September 2019 level of 127 FTEs. Be sure to distinguish between such things as new employees for new programs, filling vacancies, employee reductions by reason, and other.

RESPONSE:

- a. Please see AG-DR-02-039 Attachment for a revised AG-DR-01-042 Attachment 1. After correcting the actuals dataset for inadvertently excluded accounts and resource types, the average actual monthly payroll expense that is comparable to the 2020 budget is \$2.058 million. With this adjustment, payroll expenses are reflecting an increase of 9% between actual periods and the 2020 budget. The 9% increase in payroll costs is due to merit/promotion increases and additional increases in Customer Services and Delivery.
- b. Please see AG-DR-02-039 Attachment for a revised AG-DR-01-042 Attachment 1. After correcting the 2019 budget dataset for inadvertently excluded accounts, the average 2019 budgeted payroll expense that is comparable to the 2020 budget is \$2.111 million. With this adjustment, payroll expenses are reflecting an increase of 6% between the 2019 and 2020 budget. The 6% increase in payroll costs is due to merit/promotion increases and additional increases in Customer Services.
- c. Decrease in employee counts in "Distb, Cust Ops & DE Carolinas" from Dec 2018 to Jan 2019: 2 employees terminated and 12 employees transferred to another payroll company.

Decrease in "Distb, Cust Ops & DE Carolinas" from Jan 2019 to July 2019: Counts for terminations and employee transfers to other payroll companies higher than counts for new hires and employee transfers into Duke Energy Kentucky from other payroll companies.

- d. Our current company guidance is to maintain a flat headcount; therefore, headcount is expected to remain relatively flat considering new positions, employee transfers, reorganizations, and normal attrition. Duke Energy Kentucky has one open position and we would expect to add this position to headcounts in the next 1-3 months. Positions that will be posted in the future are unknown as we do not know which positions will be affected by attrition.

PERSON RESPONSIBLE: Christopher M. Jacobi – a., b.
Renee H. Metzler – c., d.

Duke Energy Kentucky - Electric Operations
AG-DR-02-039

Response:

Below is a revision to attachment AG-DR-01-042 Attachment 1 to include the following:
 Accounts: 0506000, 0557000, and 0588100 in 2019 budget and all actuals periods
 Resource type: Unproductive labor (holidays, vacation, sick time) for all actuals periods

	Payroll Labor Costs (Budgeted 2020) - F		
	Expense	Capital	Other deferred
January	\$ 2,441,897	\$ 1,326,569	\$ 122,271
February	2,083,133	1,286,824	120,883
March	2,265,241	1,437,397	143,914
April	2,230,465	1,368,120	125,246
May	2,159,058	1,362,094	125,451
June	2,229,466	1,470,382	125,501
July	2,421,244	1,573,654	123,795
August	2,257,432	1,751,188	143,832
September	2,156,367	1,645,785	123,811
October	2,138,807	1,604,589	123,842
November	2,142,835	1,565,437	123,846
December	2,437,553	1,506,139	123,984
Total	\$ 26,963,500	\$ 17,898,178	\$ 1,526,376
			\$ 46,388,053

Duke Energy Kentucky - Electric Operations
 AG-DR-02-039

Payroll Labor Costs (Budgeted 2019) - E				
	Expense	Capital	Other deferred	Total
January	\$ 2,017,857	\$ 1,098,295	\$ 128,668	\$ 3,244,820
February	1,988,163	1,089,125	128,341	3,205,629
March	2,452,606	1,206,403	152,329	3,811,339
April	2,127,474	1,127,001	132,819	3,387,295
May	2,050,818	1,137,273	133,018	3,321,108
June	2,095,330	1,191,553	133,079	3,419,961
July	2,035,234	1,184,852	131,359	3,351,446
August	2,436,497	1,271,995	152,249	3,860,741
September	2,039,630	1,303,849	131,378	3,474,857
October	2,002,300	1,352,517	131,404	3,486,221
November	2,058,444	1,266,284	131,410	3,456,137
December	2,027,699	1,297,951	131,406	3,457,056
Total	\$ 25,332,051	\$ 14,527,098	\$ 1,617,461	\$ 41,476,610

Payroll Labor Costs (Actual through Sept 2019) - D				
	Expense	Capital	Other deferred	Total
January	\$ 1,963,218	\$ 1,153,411	\$ 169,674	\$ 3,286,303
February	1,905,595	1,215,498	164,246	3,285,339
March	2,334,464	1,544,898	192,469	4,071,832
April	2,061,706	1,287,162	188,107	3,536,975
May	1,966,924	1,288,399	181,461	3,436,784
June	1,982,770	1,342,485	202,437	3,527,693
July	2,011,547	1,261,985	188,154	3,461,687
August	2,363,470	1,683,593	201,898	4,248,961
September	1,934,729	1,254,301	185,945	3,374,976
October				
November				
December				
Total	\$ 18,524,424	\$ 12,031,733	\$ 1,674,391	\$ 32,230,549

Duke Energy Kentucky - Electric Operations
 AG-DR-02-039

Payroll Labor Costs (2018) C				
	Expense	Capital	Other deferred	Total
January	\$ 2,137,169	\$ 950,432	\$ 114,858	\$ 3,202,459
February	1,918,908	1,107,593	189,333	3,215,834
March	2,618,225	1,550,919	212,670	4,381,813
April	2,057,292	1,404,795	155,981	3,618,068
May	2,126,995	1,296,733	159,276	3,583,003
June	2,300,674	1,286,473	170,781	3,757,927
July	2,046,083	1,104,292	159,541	3,309,916
August	2,209,255	1,370,625	177,667	3,757,547
September	2,025,094	1,104,712	163,271	3,293,077
October	1,951,272	1,092,303	160,736	3,204,311
November	2,153,582	1,038,101	162,885	3,354,568
December	1,914,897	1,069,010	253,812	3,237,720
Total	\$ 25,459,445	\$ 14,375,987	\$ 2,080,809	\$ 41,916,242

Payroll Labor Costs (2017) B				
	Expense	Capital	Other deferred	Total
January	\$ 2,278,262	\$ 791,918	\$ (95,786)	\$ 2,974,394
February	1,938,046	890,651	73,452	2,902,149
March	2,591,049	984,733	101,235	3,677,016
April	2,070,105	815,936	108,369	2,994,410
May	2,189,034	851,935	117,021	3,157,990
June	2,000,629	823,978	114,773	2,939,380
July	2,130,598	897,280	132,112	3,159,991
August	1,935,022	1,050,248	136,897	3,122,168
September	2,511,104	1,031,050	164,266	3,706,421
October	1,971,670	1,075,922	157,414	3,205,006
November	1,876,320	1,121,383	151,441	3,149,144
December	1,886,247	988,516	151,253	3,026,015
Total	\$ 25,378,086	\$ 11,323,552	\$ 1,312,446	\$ 38,014,084

Duke Energy Kentucky - Electric Operations
 AG-DR-02-039

	Payroll Labor Costs (2016) A			
	Expense	Capital	Other deferred	Total
January	\$ 2,343,374	\$ 548,386	\$ 86,540	\$ 2,978,300
February	\$ 2,058,875	\$ 642,826	\$ 72,590	\$ 2,774,291
March	\$ 2,102,188	\$ 675,733	\$ 79,150	\$ 2,857,071
April	\$ 2,815,680	\$ 901,310	\$ 95,284	\$ 3,812,274
May	\$ 2,071,757	\$ 753,166	\$ 67,516	\$ 2,892,439
June	\$ 2,090,931	\$ 394,111	\$ 71,981	\$ 2,557,023
July	\$ 2,030,515	\$ 681,741	\$ 70,249	\$ 2,782,506
August	\$ 1,995,822	\$ 714,825	\$ 72,507	\$ 2,783,154
September	\$ 2,553,295	\$ 823,566	\$ 83,293	\$ 3,460,154
October	\$ 1,994,402	\$ 829,031	\$ 9,958	\$ 2,833,391
November	\$ 1,961,178	\$ 401,204	\$ 55,469	\$ 2,417,851
December	\$ 2,071,379	\$ 768,543	\$ (17,898)	\$ 2,822,024
Total	\$ 26,089,397	\$ 8,134,442	\$ 746,639	\$ 34,970,478

- A See 12ME DEC 2016 tab for department detail, by month.
- B See 12ME DEC 2017 tab for department detail, by month.
- C See 12ME DEC 2018 tab for department detail, by month.
- D See 9ME SEP 2019 tab for department detail, by month.
- E See 2019 (Budget) tab for department detail, by month.
- F See 2020 (Budget) tab for department detail, by month.

Budget - 2020 See second query for department detail

Business Unit Hierarchy Account CB Resource Type CB	DUKE_ENERGY_KY_ELEC - Duke Energy Kentucky Electric (Multiple Items)	Column Labels WTB_MANG_REPORT ALL_ACCOUNTS - All Accounts BALANCE_SHEET - Balance Sheet	ASSET - Assets	CAPITAL - Capital	INDIRECT - Indirect	LIABILITY - Liabilities	INC_STMT - Income Statement INCOME_CO - Income, Continuing Operations O&M_OTHER_EXPENSES - O&M and Other Expenses	Grand Total
MTD Original Budget Amount								
Row Labels								
2020								
Q1 2020								
Jan 2020	199,729		1,326,569	(18,078)	620	2,441,897	3,890,737	
Feb 2020	137,578		1,286,824	(17,315)	620	2,083,133	3,490,840	
Mar 2020	162,850		1,437,397	(19,578)	642	2,265,241	3,846,553	
Q2 2020								
Apr 2020	142,431		1,368,120	(17,827)	642	2,230,465	3,723,831	
May 2020	142,460		1,362,094	(17,651)	642	2,159,058	3,646,603	
Jun 2020	142,447		1,470,382	(17,588)	642	2,229,466	3,825,348	
Q3 2020								
Jul 2020	140,744		1,573,654	(17,591)	642	2,421,244	4,118,683	
Aug 2020	162,611		1,751,188	(19,421)	642	2,257,432	4,152,452	
Sep 2020	140,758		1,645,785	(17,589)	642	2,156,367	3,925,963	
Q4 2020								
Oct 2020	140,792		1,604,589	(17,592)	642	2,138,807	3,867,238	
Nov 2020	140,794		1,565,437	(17,590)	642	2,142,835	3,832,119	
Dec 2020	140,934		1,506,139	(17,592)	642	2,437,553	4,067,676	
Grand Total	1,734,130		17,898,178	(215,410)	7,656	26,963,500	46,388,053	

Business Unit Hierarchy Account CB Resource Type CB Responsibility Center Hierarchy	DUKE_ENERGY_KY_ELEC - Duke Energy Kentucky Electric (Multiple Items) RESP_CENTER_RPTG	Column Labels WTB_MANG_REPORT ALL_ACCOUNTS - All Accounts BALANCE_SHEET - Balance Sheet	ASSET - Assets	CAPITAL - Capital	INDIRECT - Indirect	LIABILITY - Liabilities	INC_STMT - Income Statement INCOME_CO - Income, Continuing Operations O&M_OTHER_EXPENSES - O&M and Other Expenses	Grand Total
MTD Original Budget Amount								
Row Labels								
2020								
Q1 2020								
Jan 2020			24,949	31,817			7,490	32,438
Administrative Services							113,491	147,692
Business Transformation&Techn							5,871	5,871
Chairman & CEO	2,384						(1,077)	(1,077)
Corporate Accounts							620,246	1,515,045
Cust & Delivery Ops			980,302	(85,503)		446	176,497	203,107
Energy Solutions			26,164				6,748	6,892
Enterprise Security							17,661	17,661
Ext Affrs & Strtgc Policy	144							

Budget - 2020 See second query for department detail

FINANCE	29	11,639	1,108	68,078	80,854
GENERAL COUNSEL				46,507	46,507
HR	230	3,987	3,987	17,997	22,214
REGULATED GENERATION	136,942	251,698	62,329	1,362,389	1,813,533
Feb 2020					
Administrative Services		24,021		7,466	31,487
Business Transformation&Techn	1,009	31,572		40,986	73,566
Chairman & CEO				5,871	5,871
Corporate Accounts				(1,077)	(1,077)
Cust & Delivery Ops		933,402	(84,739)	588,926	1,437,588
Energy Solutions	144	26,164		175,674	202,284
Enterprise Security				6,748	6,892
Ext Affrs & Strtgc Policy				17,496	17,496
FINANCE	29	11,639	1,108	68,078	80,854
GENERAL COUNSEL				41,845	41,845
HR	230	3,987	3,987	17,997	22,214
REGULATED GENERATION	136,166	260,027	62,329	1,113,123	1,571,819
Mar 2020					
Administrative Services		24,819		8,104	32,922
Business Transformation&Techn	1,041	30,589		42,427	74,057
Chairman & CEO				6,250	6,250
Corporate Accounts				(1,077)	(1,077)
Cust & Delivery Ops		1,048,798	(89,957)	715,968	1,674,809
Energy Solutions	152	26,715		182,564	209,741
Enterprise Security				7,075	7,226
Ext Affrs & Strtgc Policy				18,116	18,116
FINANCE	30	12,046	1,147	70,779	84,002
GENERAL COUNSEL				48,102	48,102
HR	238	4,127	4,127	18,539	22,903
REGULATED GENERATION	161,390	294,430	65,105	1,148,395	1,669,501
Apr 2020					
Administrative Services		24,843		7,728	32,571
Business Transformation&Techn	1,045	30,221		42,711	73,976
Chairman & CEO				6,250	6,250
Corporate Accounts				(1,077)	(1,077)
Cust & Delivery Ops		973,962	(87,521)	685,086	1,571,537
Energy Solutions	149	23,738		187,373	211,572
Enterprise Security				6,965	7,114
Ext Affrs & Strtgc Policy				18,116	18,116
FINANCE	30	12,046	1,147	70,779	84,002
GENERAL COUNSEL				43,279	43,279
HR	238	4,127	4,127	18,539	22,903
REGULATED GENERATION	140,970	303,310	64,420	1,144,717	1,653,597
May 2020					
Administrative Services		24,843		7,728	32,571
Business Transformation&Techn	1,042	29,238		43,210	73,490
Chairman & CEO				6,250	6,250
Corporate Accounts				(1,077)	(1,077)
Cust & Delivery Ops		938,145	(87,345)	612,470	1,463,269
Energy Solutions	149	23,343		187,753	211,558
Enterprise Security				6,965	7,114
Ext Affrs & Strtgc Policy				18,116	18,116
FINANCE	30	12,046	1,147	70,779	84,002
GENERAL COUNSEL				43,308	43,308
HR	238	4,127	4,127	18,539	22,903

Budget - 2020 See second query for department detail

REGULATED GENERATION	141,001	334,479	64,420	180	1,145,018	1,685,099
Jun 2020						
Administrative Services					7,732	32,576
Business Transformation&Techn		24,843			42,368	72,882
Chairman & CEO	1,029	29,484			6,250	6,250
Corporate Accounts					(1,077)	(1,077)
Cust & Delivery Ops		955,756	(87,282)		684,538	1,553,012
Energy Solutions	149	24,280		462	188,910	213,652
Enterprise Security					6,965	7,114
Ext Affrs & Strtgc Policy					18,116	18,116
FINANCE	30	12,046	1,147		70,779	84,002
GENERAL COUNSEL					43,279	43,279
HR	238		4,127		18,539	22,903
REGULATED GENERATION	141,001	423,972	64,420	180	1,143,067	1,772,641
Q3 2020						
Administrative Services		25,474			7,750	33,224
Business Transformation&Techn		29,975			42,545	73,583
Chairman & CEO	1,062				6,250	6,250
Corporate Accounts					(1,077)	(1,077)
Cust & Delivery Ops		957,766	(87,285)		625,518	1,496,000
Energy Solutions	149	23,474		462	185,488	209,424
Enterprise Security					6,965	7,114
Ext Affrs & Strtgc Policy					18,286	18,286
FINANCE	30	12,046	1,147		70,779	84,002
GENERAL COUNSEL					48,102	48,102
HR	238		4,127		18,539	22,903
REGULATED GENERATION	139,265	524,918	64,420	180	1,392,099	2,120,882
Aug 2020						
Administrative Services		24,843			7,732	32,576
Business Transformation&Techn		29,975			42,739	73,791
Chairman & CEO	1,076				6,250	6,250
Corporate Accounts					(1,077)	(1,077)
Cust & Delivery Ops		1,089,703	(89,800)		694,324	1,674,226
Energy Solutions	152	23,474		462	188,201	212,137
Enterprise Security					7,075	7,226
Ext Affrs & Strtgc Policy					18,116	18,116
FINANCE	30	12,046	1,147		70,779	84,002
GENERAL COUNSEL					43,279	43,279
HR	238		4,127		18,539	22,903
REGULATED GENERATION	161,115	591,147	65,105	180	1,161,476	1,979,023
Sep 2020						
Administrative Services		24,843			8,105	32,948
Business Transformation&Techn		29,975			42,511	73,563
Chairman & CEO	1,077				6,250	6,250
Corporate Accounts					(1,077)	(1,077)
Cust & Delivery Ops		1,019,644	(87,283)		601,519	1,533,879
Energy Solutions	149	24,280		462	198,636	223,378
Enterprise Security					6,965	7,114
Ext Affrs & Strtgc Policy					18,116	18,116
FINANCE	30	12,046	1,147		70,779	84,002
GENERAL COUNSEL					43,308	43,308
HR	238		4,127		18,539	22,903
REGULATED GENERATION	139,265	534,996	64,420	180	1,142,717	1,881,578
Oct 2020						

Budget - 2020 See second query for department detail

Administrative Services						7,728	32,571
Business Transformation&Techn		24,843				43,557	74,635
Chairman & CEO	1,103	29,975				6,250	6,250
Corporate Accounts						(1,077)	(1,077)
Cust & Delivery Ops		1,015,108	(87,286)			585,896	1,513,717
Energy Solutions		22,158			462	197,859	220,479
Enterprise Security	149					6,965	7,114
Ext Affrs & Strtgc Policy						18,116	18,116
FINANCE	30	12,046	1,147			70,779	84,002
GENERAL COUNSEL	238		4,127			43,279	43,279
HR	139,273	500,458	64,420	180		18,539	22,903
REGULATED GENERATION						1,140,917	1,845,248
Nov 2020							
Administrative Services						7,728	32,571
Business Transformation&Techn		24,843				43,598	74,432
Chairman & CEO	1,105	29,729				6,250	6,250
Corporate Accounts						(1,077)	(1,077)
Cust & Delivery Ops		1,006,935	(87,284)			586,949	1,508,600
Energy Solutions		22,158			462	198,584	221,204
Enterprise Security	149					6,965	7,114
Ext Affrs & Strtgc Policy						18,116	18,116
FINANCE	30	12,046	1,147			70,779	84,002
GENERAL COUNSEL	238		4,127			43,279	43,279
HR	139,273	469,726	64,420	180		18,539	22,903
REGULATED GENERATION						1,141,126	1,814,725
Dec 2020							
Administrative Services						7,745	33,219
Business Transformation&Techn		25,474				51,439	82,168
Chairman & CEO	1,245	29,484				6,250	6,250
Corporate Accounts						(1,077)	(1,077)
Cust & Delivery Ops		1,029,408	(87,287)			622,511	1,564,632
Energy Solutions		22,964			462	199,451	222,877
Enterprise Security	149					6,965	7,114
Ext Affrs & Strtgc Policy						18,286	18,286
FINANCE	30	12,046	1,147			70,779	84,002
GENERAL COUNSEL	238		4,127			48,102	48,102
HR	139,273	386,764	64,420	180		18,539	22,903
REGULATED GENERATION						1,388,552	1,979,199
Grand Total	1,734,130	17,898,178	(215,410)	7,656		26,963,500	46,388,053

Budget - 2019 See second query for department detail

Business Unit Hierarchy Account CB - Description Resource Type CB - Description	DUKE_ENERGY_KY_ELEC - Duke Energy Kentucky Electric (Multiple Items) (Multiple Items)	Column Labels WTB_MANG_REPORT ALL_ACCOUNTS - All Accounts BALANCE_SHEET - Balance Sheet ASSET - Assets	CAPITAL - Capital	INDIRECT - Indirect	LIABILITY - Liabilities	INC_STMT - Income Statement INCOME_CO - Income, Continuing Operations O&M_OTHER_EXPENSES - O&M and Other Expenses	Grand Total
MTD Original Budget Amount							
Row Labels							
2019							
Q1 2019							
Jan 2019	140,232		1,098,295	(12,184)	620	2,017,857	3,244,820
Feb 2019	139,436		1,089,125	(11,714)	620	1,988,163	3,205,629
Mar 2019	164,748		1,206,403	(13,061)	642	2,452,606	3,811,339
Q2 2019							
Apr 2019	144,275		1,127,001	(12,097)	642	2,127,474	3,387,295
May 2019	144,302		1,137,273	(11,926)	642	2,050,818	3,321,108
Jun 2019	144,302		1,191,553	(11,865)	642	2,095,330	3,419,961
Q3 2019							
Jul 2019	142,585		1,184,852	(11,867)	642	2,035,234	3,351,446
Aug 2019	164,483		1,271,995	(12,876)	642	2,436,497	3,860,741
Sep 2019	142,603		1,303,849	(11,866)	642	2,039,630	3,474,857
Q4 2019							
Oct 2019	142,631		1,352,517	(11,868)	642	2,002,300	3,486,221
Nov 2019	142,635		1,266,284	(11,866)	642	2,058,444	3,456,137
Dec 2019	142,633		1,297,951	(11,869)	642	2,027,599	3,457,056
Grand Total	1,754,865		14,527,098	(145,059)	7,656	25,332,051	41,476,610
			14,527,098	(145,059)	7,656	25,332,051	1,617,461

Business Unit Hierarchy Account CB - Description Resource Type CB - Description Responsibility Center Hierarchy	DUKE_ENERGY_KY_ELEC - Duke Energy Kentucky Electric (Multiple Items) (Multiple Items) RESP_CENTER_RPTG	Column Labels WTB_MANG_REPORT ALL_ACCOUNTS - All Accounts BALANCE_SHEET - Balance Sheet ASSET - Assets	CAPITAL - Capital	INDIRECT - Indirect	LIABILITY - Liabilities	INC_STMT - Income Statement INCOME_CO - Income, Continuing Operations O&M_OTHER_EXPENSES - O&M and Other Expenses	Grand Total
MTD Original Budget Amount							
Row Labels							
2019							
Q1 2019							
Jan 2019			23,833			7,171	31,004
Administrative Services Chairman & CEO						5,343	5,343
Corporate Accounts						130	130
Cust & Delivery Ops	154	740,434		(121,057)	446	542,044	1,161,575
Energy Solutions		28,730				178,119	207,294
Enterprise Security	144					6,748	6,892

Budget - 2019 See second query for department detail

Ext Affrs & Strtgc Policy									16,866	16,866
FINANCE	30	13,205	1,006					71,963	86,204	
GENERAL COUNSEL								40,364	40,364	
HR	222	347	3,852					17,187	21,261	
Natural Gas Operations								251	598	
REGULATED GENERATION	136,942	258,501	100,538	174				1,080,879	1,577,034	
Transformation, IT & Admin	2,740	33,246	3,477					50,791	90,253	
Feb 2019										
Administrative Services		23,226						7,158	30,384	
Chairman & CEO								5,343	5,343	
Corporate Accounts								130	130	
Cust & Delivery Ops	154	727,556	(119,939)					531,320	1,139,091	
Energy Solutions		29,714		446				176,484	206,644	
Enterprise Security	144							6,748	6,892	
Ext Affrs & Strtgc Policy								16,866	16,866	
FINANCE	30	13,205	1,006					72,039	86,279	
GENERAL COUNSEL								40,364	40,364	
HR	222	345	3,852					17,074	21,148	
Natural Gas Operations								251	597	
REGULATED GENERATION	136,166	261,299	99,890	174				1,066,760	1,564,288	
Transformation, IT & Admin	2,720	33,780	3,477					47,625	87,602	
Mar 2019										
Administrative Services		24,603						7,792	32,395	
Chairman & CEO								5,871	5,871	
Corporate Accounts								130	130	
Cust & Delivery Ops	160	826,511	(127,010)					707,406	1,407,067	
Energy Solutions		32,710		462				182,757	215,929	
Enterprise Security	152							7,075	7,226	
Ext Affrs & Strtgc Policy								17,628	17,628	
FINANCE	31	13,658	1,041					74,748	89,477	
GENERAL COUNSEL								46,495	46,495	
HR	230	3987	3,987					18,201	22,418	
Natural Gas Operations								260	620	
REGULATED GENERATION	161,390	273,902	105,444	180				1,334,219	1,875,135	
Transformation, IT & Admin	2,786	34,659	3,477					50,024	90,947	
Q2 2019										
Administrative Services		24,021						7,411	31,432	
Chairman & CEO								5,871	5,871	
Corporate Accounts								130	130	
Cust & Delivery Ops	160	757,729	(123,950)					627,356	1,261,295	
Energy Solutions		33,465		462				187,395	221,322	
Enterprise Security	149							6,965	7,114	
Ext Affrs & Strtgc Policy								17,463	17,463	
FINANCE	31	13,658	1,041					74,693	89,423	
GENERAL COUNSEL								41,776	41,776	
HR	230	357	3,987					18,201	22,418	
Natural Gas Operations								260	617	
REGULATED GENERATION	140,970	261,348	103,348	180				1,093,696	1,599,542	
Transformation, IT & Admin	2,736	36,423	3,477					46,255	88,891	
May 2019										
Administrative Services		24,021						7,411	31,432	
Chairman & CEO								5,871	5,871	
Corporate Accounts								130	130	

Budget - 2019 See second query for department detail

Cust & Delivery Ops	160	756,399	(123,779)	462	551,251	1,184,031
Energy Solutions		34,647			188,528	223,637
Enterprise Security	149				6,965	7,114
Ext Affrs & Strtgc Policy					17,463	17,463
FINANCE	31	13,658	1,041		74,693	89,423
GENERAL COUNSEL					41,806	41,806
HR	230		3,987		18,201	22,418
Natural Gas Operations		354			260	614
REGULATED GENERATION	141,001	270,414	103,348	180	1,092,170	1,607,113
Transformation, IT & Admin	2,732	37,780	3,477		46,068	90,056
Jun 2019						
Administrative Services		24,021			7,415	31,436
Chairman & CEO					5,871	5,871
Corporate Accounts					130	130
Cust & Delivery Ops	160	798,260	(123,717)	462	589,613	1,264,316
Energy Solutions		36,774			194,915	232,151
Enterprise Security	149				6,965	7,114
Ext Affrs & Strtgc Policy					17,463	17,463
FINANCE	31	13,658	1,041		74,693	89,423
GENERAL COUNSEL					41,776	41,776
HR	230		3,987		18,201	22,418
Natural Gas Operations		348			260	608
REGULATED GENERATION	141,001	280,255	103,348	180	1,092,129	1,616,913
Transformation, IT & Admin	2,732	38,237	3,477		45,896	90,341
Jul 2019						
Administrative Services		24,021			7,415	31,436
Chairman & CEO					5,871	5,871
Corporate Accounts					130	130
Cust & Delivery Ops	160	793,356	(123,720)	462	532,125	1,201,921
Energy Solutions		36,391			194,231	231,083
Enterprise Security	149				6,965	7,114
Ext Affrs & Strtgc Policy					17,463	17,463
FINANCE	31	13,658	1,041		74,693	89,423
GENERAL COUNSEL					41,776	41,776
HR	230		3,987		18,201	22,418
Natural Gas Operations		348			260	608
REGULATED GENERATION	139,265	278,841	103,348	180	1,090,206	1,611,840
Transformation, IT & Admin	2,751	38,237	3,477		45,896	90,361
Aug 2019						
Administrative Services		24,640			7,432	32,071
Chairman & CEO					5,871	5,871
Corporate Accounts					130	130
Cust & Delivery Ops	160	864,330	(126,903)	462	677,310	1,414,897
Energy Solutions		36,391			195,172	232,024
Enterprise Security	152				7,075	7,226
Ext Affrs & Strtgc Policy					17,628	17,628
FINANCE	31	13,658	1,041		74,860	89,589
GENERAL COUNSEL					41,776	41,776
HR	230		3,987		18,201	22,418
Natural Gas Operations		348			260	608
REGULATED GENERATION	161,115	297,205	105,522	180	1,343,124	1,907,147
Transformation, IT & Admin	2,796	35,424	3,477		47,658	89,355
Sep 2019						

Budget - 2019 See second query for department detail

Administrative Services						7,776	31,797
Chairman & CEO						5,871	5,871
Corporate Accounts						130	130
Cust & Delivery Ops						532,781	1,262,497
Energy Solutions					462	192,924	229,738
Enterprise Security						6,965	7,114
Ext Affrs & Strtgc Policy						17,463	17,463
FINANCE						74,805	89,535
GENERAL COUNSEL						46,524	46,524
HR						18,201	22,418
Natural Gas Operations						260	607
REGULATED GENERATION						1,090,031	1,672,048
Transformation, IT & Admin					180	45,897	89,113
QA 2019							
Oct 2019							
Administrative Services						7,411	31,432
Chairman & CEO						5,871	5,871
Corporate Accounts						130	130
Cust & Delivery Ops						505,340	1,230,794
Energy Solutions					462	192,770	226,387
Enterprise Security						6,965	7,114
Ext Affrs & Strtgc Policy						17,463	17,463
FINANCE						74,805	89,535
GENERAL COUNSEL						41,776	41,776
HR						18,201	22,418
Natural Gas Operations						260	607
REGULATED GENERATION						1,083,871	1,724,558
Transformation, IT & Admin					180	47,435	88,135
Nov 2019							
Administrative Services						7,411	31,432
Chairman & CEO						5,871	5,871
Corporate Accounts						130	130
Cust & Delivery Ops						510,789	1,236,968
Energy Solutions					462	191,333	226,216
Enterprise Security						6,965	7,114
Ext Affrs & Strtgc Policy						17,463	17,463
FINANCE						74,805	89,535
GENERAL COUNSEL						41,776	41,776
HR						18,201	22,418
Natural Gas Operations						260	611
REGULATED GENERATION						1,135,882	1,689,046
Transformation, IT & Admin					180	47,556	87,556
Dec 2019							
Administrative Services						7,411	31,432
Chairman & CEO						5,871	5,871
Corporate Accounts						130	130
Cust & Delivery Ops						526,445	1,281,831
Energy Solutions					462	194,261	227,841
Enterprise Security						6,965	7,114
Ext Affrs & Strtgc Policy						17,463	17,463
FINANCE						74,805	89,535
GENERAL COUNSEL						41,776	41,776
HR						18,201	22,418
Natural Gas Operations						260	611
REGULATED GENERATION						1,135,882	1,689,046
Transformation, IT & Admin					180	47,556	87,556
Dec 2019							
Administrative Services						7,411	31,432
Chairman & CEO						5,871	5,871
Corporate Accounts						130	130
Cust & Delivery Ops						526,445	1,281,831
Energy Solutions					462	194,261	227,841
Enterprise Security						6,965	7,114
Ext Affrs & Strtgc Policy						17,463	17,463
FINANCE						74,805	89,535
GENERAL COUNSEL						41,776	41,776
HR						18,201	22,418
Natural Gas Operations						260	611
REGULATED GENERATION						1,135,882	1,689,046
Transformation, IT & Admin					180	47,556	87,556

Budget - 2019

See second query for department detail

REGULATED GENERATION	139,273	317,612	103,348	180	1,084,165	1,644,578
Transformation, IT & Admin	2,792	30,243	3,477		49,939	86,451
Grand Total	1,754,865	14,527,098	(145,059)	7,656	25,332,051	41,476,610

Actual - 9 months ending September 2019

See second query for department detail

Business Unit Hierarchy Account CB - Description Resource Type CB - Description	DUKE_ENERGY_KY_ELEC - Duke Energy Kentucky Electric (Multiple Items) (Multiple Items)	Column Labels WTB_MANG_REPORT ALL_ACCOUNTS - All Accounts BALANCE_SHEET - Balance Sheet ASSET - Assets	CAPITAL - Capital	INDIRECT - Indirect	LIABILITY - Liabilities	INC_STMT - Income Statement INCOME_CO - Income, Continuing Operations O&M_OTHER_EXPENSES - O&M and Other Expenses	Grand Total
MTD Actual Amount							
Row Labels							
2019							
Q1 2019							
Jan 2019	158,274		1,153,411	11,222	178	1,963,218	3,286,303
Feb 2019	150,420		1,215,498	14,726	(900)	1,905,595	3,285,339
Mar 2019	175,678		1,544,898	16,833	(42)	2,334,464	4,071,832
Q2 2019							
Apr 2019	170,143		1,287,162	18,064	(100)	2,061,706	3,536,975
May 2019	161,263		1,288,399	18,668	1,531	1,966,924	3,436,784
Jun 2019	191,080		1,342,485	11,053	304	1,982,770	3,527,693
Q3 2019							
Jul 2019	163,912		1,261,985	23,716	526	2,011,547	3,461,687
Aug 2019	179,740		1,683,593	22,091	67	2,363,470	4,248,961
Sep 2019	162,089		1,254,301	23,560	297	1,934,729	3,374,976
Grand Total	1,512,597		12,031,733	159,933	1,861	18,524,424	37,230,549

Business Unit Hierarchy Account CB - Description Resource Type CB - Description Responsibility Center Hierarchy	DUKE_ENERGY_KY_ELEC - Duke Energy Kentucky Electric (Multiple Items) (Multiple Items) RESP_CENTER_RPTG	Column Labels WTB_MANG_REPORT ALL_ACCOUNTS - All Accounts BALANCE_SHEET - Balance Sheet ASSET - Assets	CAPITAL - Capital	INDIRECT - Indirect	LIABILITY - Liabilities	INC_STMT - Income Statement INCOME_CO - Income, Continuing Operations O&M_OTHER_EXPENSES - O&M and Other Expenses	Grand Total
MTD Actual Amount							
Row Labels							
2019							
Q1 2019							
Jan 2019							
Administrative Services	0		24,611			7,699	32,310

Actual - 9 months ending September 2019

See second query for department detail

Chairman & CEO						5,362	5,362
Corp Center Other Costs						31	31
Corporate Accounts						(8,934)	(8,934)
Cust & Delivery Ops						462,392	965,532
Energy Solutions	1					169,724	184,420
Enterprise Security	119					6,379	6,555
Ext Affrs & Strtgc Policy						16,825	16,900
FINANCE	33					74,022	89,483
GENERAL COUNSEL						45,585	45,585
HR	238					15,768	18,426
Natural Gas Operations	1	18				619	637
REGULATED GENERATION	141,413	456,163	115,170	79		1,087,164	1,799,989
Transformation, IT & Admin	7,992	40,435	995	0		80,585	130,006
Feb 2019							
Administrative Services	0	20,939				7,553	28,491
Chairman & CEO						5,334	5,334
Corp Center Other Costs						61	61
Corporate Accounts						(8,934)	(8,934)
Cust & Delivery Ops	4,155	638,029	(82,618)			438,798	998,364
Energy Solutions	1	11,051			96	169,222	180,371
Enterprise Security	119	15				6,281	6,415
Ext Affrs & Strtgc Policy		61				17,215	17,275
FINANCE	29	9,257	857			74,267	84,411
GENERAL COUNSEL		3,687				46,113	49,800
HR	251		2,284			15,923	18,458
Natural Gas Operations	0	180	572			129	881
REGULATED GENERATION	137,519	495,033	92,572	83		1,053,848	1,779,056
Transformation, IT & Admin	8,345	37,246	1,059	(1,079)		79,785	125,355
Mar 2019							
Administrative Services	0	26,405				8,574	34,979
Chairman & CEO						5,496	5,496
Commercial Business	0					8	8
Corp Center Other Costs						63	63
Corporate Accounts						(10,248)	(10,248)
Cust & Delivery Ops	4,836	860,419	(94,638)			597,818	1,368,436
Energy Solutions	1	21,021	346	98		172,440	193,906
Enterprise Security	128					7,005	7,133
Ext Affrs & Strtgc Policy						17,059	17,059
FINANCE	250	12,537	859			75,730	89,377
GENERAL COUNSEL		19				51,155	51,173
HR	235		2,244			16,547	19,027
Natural Gas Operations	1	(15)	1,164			1,579	2,729
REGULATED GENERATION	161,011	576,529	105,748	82		1,309,664	2,153,033
Transformation, IT & Admin	9,216	47,983	1,109	(221)		81,574	139,662
Q2 2019							
Apr 2019							
Administrative Services	0	26,164				7,924	34,088
Chairman & CEO						7,278	7,278

Actual - 9 months ending September 2019

See second query for department detail

Corp Center Other Costs									63
Corporate Accounts									7,214
Cust & Delivery Ops			(76,127)						430,336
Energy Solutions	1	18,588	357						180,139
Enterprise Security	125								6,917
Ext Affrs & Strtgc Policy									7,042
FINANCE	296	12,132	814						15,982
GENERAL COUNSEL		3							75,419
HR	464		2,453						43,319
Natural Gas Operations	347		1,003						16,211
NO RESP CENTER									1,010
REGULATED GENERATION									(281)
Transformation, IT & Admin	153,005	528,037	88,328						1,187,478
May 2019	9,219	39,546	1,236						1,956,974
Administrative Services	0	21,715							82,417
Chairman & CEO									7,268
Corp Center Other Costs									3,734
Corporate Accounts									31
Cust & Delivery Ops									7,214
Energy Solutions	1,555	630,874	(69,123)						408,053
Enterprise Security	1	18,902	360						125,750
Ext Affrs & Strtgc Policy	122	1,872							6,734
FINANCE	99	12,041	761						16,502
GENERAL COUNSEL									77,683
HR	464	32	2,375						44,228
Natural Gas Operations	0	0							15,739
REGULATED GENERATION	149,743	547,445	83,235						400
Transformation, IT & Admin	9,279	55,520	1,060						1,171,075
Jun 2019									82,513
Acct Use only		3,082							3,082
Administrative Services	0	25,851							7,455
Chairman & CEO									7,321
Corporate Accounts									7,538
Cust & Delivery Ops									521,357
Energy Solutions	33,680	680,940	(82,634)						170,872
Enterprise Security	2	20,799	311						6,968
Ext Affrs & Strtgc Policy	119	676							16,181
FINANCE	36	12,971	1,090						75,961
GENERAL COUNSEL		8							47,904
HR	502		1,689						16,039
Natural Gas Operations	0								263
REGULATED GENERATION	147,970	533,597	89,361						1,021,984
Transformation, IT & Admin	8,769	64,561	1,236						82,927
Q3 2019									1,793,055
Jul 2019									157,493
Administrative Services	0	26,687							7,308
Chairman & CEO									5,388
Corporate Accounts									(6,286)

Actual - 9 months ending September 2019

See second query for department detail

Cust & Delivery Ops	8,265	676,682	(67,852)		467,033	1,084,128
Energy Solutions	2	28,114	266	156	176,547	205,085
Enterprise Security	119	784			6,153	7,056
Ext Affrs & Strtgc Policy					18,369	18,369
FINANCE	36	13,942	4,568		73,046	91,691
GENERAL COUNSEL	0	7			49,836	49,843
HR	421		2,471		15,330	18,222
Natural Gas Operations	0				(118)	(118)
REGULATED GENERATION	146,788	451,200	82,612	123	1,114,875	1,795,598
Transformation, IT & Admin	8,281	64,571	1,551	247	84,066	158,715
Aug 2019						
Administrative Services	0	25,650			8,108	33,758
Chairman & CEO					7,442	7,442
Corporate Accounts					(6,286)	(6,286)
Cust & Delivery Ops	7,457	942,531	(72,963)		561,220	1,438,246
Energy Solutions	3	22,209	296	185	178,106	200,798
Enterprise Security	126	72			6,474	6,672
Ext Affrs & Strtgc Policy					17,047	17,047
FINANCE	35	14,685	5,375		68,022	88,116
GENERAL COUNSEL		4			56,315	56,319
HR	316		2,242		14,900	17,458
Natural Gas Operations	0				331	331
REGULATED GENERATION	163,157	613,605	85,607	129	1,367,602	2,230,099
Transformation, IT & Admin	8,646	64,837	1,535	(247)	84,190	158,961
Sep 2019						
Administrative Services	0	27,347			7,693	35,040
Chairman & CEO					2,033	2,033
Corporate Accounts					(6,505)	(6,505)
Cust & Delivery Ops	6,057	674,141	(71,622)		370,548	979,124
Energy Solutions	2	30,526	309	171	173,872	204,880
Enterprise Security	126				6,500	6,626
Ext Affrs & Strtgc Policy					17,110	17,110
FINANCE	30	11,566	5,004		68,119	84,718
GENERAL COUNSEL					46,145	46,145
HR	108		2,338		14,983	17,429
Natural Gas Operations	0				1,722	1,722
REGULATED GENERATION	147,822	432,956	86,502	125	1,147,821	1,815,226
SS Other Svcs Ent Alloc					0	0
Transformation, IT & Admin	7,944	77,766	1,030	0	84,687	171,427
Grand Total	1,512,597	12,031,733	159,933	1,861	18,524,424	32,230,549

Actual - 12 months ending December 2018

See second query for department detail

Business Unit Hierarchy
 Account CB - Description
 Resource Type CB - Description

DUKE_ENERGY_KY_ELEC - Duke Energy Kentucky Electric
 (Multiple Items)
 (Multiple Items)

MTD Actual Amount	Column Labels	CAPITAL - Capital	INDIRECT - Indirect	LIABILITY - Liabilities	INC_STMT - Income Statement	Grand Total
Row Labels	WTB_MANG_REPORT ALL_ACCOUNTS - All Accounts BALANCE_SHEET - Balance Sheet				INCOME_CO - Income, Continuing Operations O&M_OTHER_EXPENSES - O&M and Other Expenses	

2018	ASSET - Assets					
Q1 2018						
Jan 2018	100,217	950,432	14,203	438	2,137,169	3,202,459
Feb 2018	172,606	1,107,593	16,461	266	1,918,908	3,215,834
Mar 2018	192,606	1,550,919	19,661	402	2,618,225	4,381,813
Q2 2018						
Apr 2018	141,835	1,404,795	13,725	421	2,057,292	3,618,068
May 2018	148,950	1,296,733	9,822	503	2,126,995	3,583,003
Jun 2018	154,446	1,286,473	17,005	(670)	2,300,674	3,757,927
Q3 2018						
Jul 2018	143,757	1,104,292	15,314	470	2,046,083	3,309,916
Aug 2018	164,801	1,370,625	12,432	435	2,209,255	3,757,547
Sep 2018	151,565	1,104,712	11,254	452	2,025,094	3,293,077
Q4 2018						
Oct 2018	145,687	1,092,303	14,601	449	1,951,272	3,204,311
Nov 2018	147,741	1,038,101	14,823	322	2,153,582	3,354,568
Dec 2018	249,254	1,069,010	9,610	(5,052)	1,914,897	3,237,720
Grand Total	1,913,464	14,375,987	168,911	(1,566)	25,459,445	41,916,242

Business Unit Hierarchy
 Account CB - Description
 Resource Type CB - Description
 Responsibility Center Hierarchy

DUKE_ENERGY_KY_ELEC - Duke Energy Kentucky Electric
 (Multiple Items)
 (Multiple Items)
 RESP_CENTER_RPTG

MTD Actual Amount	Column Labels	CAPITAL - Capital	INDIRECT - Indirect	LIABILITY - Liabilities	INC_STMT - Income Statement	Grand Total
Row Labels	WTB_MANG_REPORT ALL_ACCOUNTS - All Accounts BALANCE_SHEET - Balance Sheet				INCOME_CO - Income, Continuing Operations O&M_OTHER_EXPENSES - O&M and Other Expenses	

2018	ASSET - Assets					
Q1 2018						
Jan 2018	0	20,768	0	0	8,704	29,473
Administrative Services Chairman & CEO					5,055	5,055
Commercial Business Corporate Accounts	9,081				9,081	9,081
Cust & Delivery Ops	14,948	504,750	(84,579)		(7,941)	(7,941)
Grand Total	14,948	504,750	(84,579)	0	636,187	1,071,307

Actual - 12 months ending December 2018

See second query for department detail

Energy Solutions	419	5,231			360	167,720	173,731
Enterprise Security	102	546	5			6,734	7,387
Ext Affrs & Strtgc Policy	0	22				16,560	16,582
FINANCE	12	8,695	1,277			82,436	92,419
GENERAL COUNSEL						38,344	38,344
HR	93		1,988			41,610	43,691
Natural Gas Operations		(66)				1,159	1,093
REGULATED GENERATION	82,594	378,700	92,887	78		1,031,384	1,585,643
Transformation, IT & Admin	2,048	22,704	2,625	0		109,216	136,593
Feb 2018							
Administrative Services	0	20,856	0			8,556	29,412
Chairman & CEO						5,053	5,053
Corporate Accounts						(7,941)	(7,941)
Cust & Delivery Ops	79,193	576,365	(61,174)			478,519	1,072,902
Energy Solutions	(1)	5,180		411		168,248	173,839
Enterprise Security	103	506	5			6,866	7,480
Ext Affrs & Strtgc Policy	0	69				15,404	15,473
FINANCE	11	8,087	865			79,977	88,939
GENERAL COUNSEL						40,845	40,845
HR	92		2,246			38,680	41,019
Natural Gas Operations	0					2,403	2,403
NO RESP CENTER					(226)	982,117	1,613,853
REGULATED GENERATION	88,459	470,775	72,420	82		100,181	132,783
Transformation, IT & Admin	4,749	25,754	2,100	0			
Mar 2018							
Administrative Services	0	17,497	274			8,210	25,981
Chairman & CEO						5,213	5,213
Corporate Accounts						(7,292)	(7,292)
Cust & Delivery Ops	65,241	910,568	(64,409)			605,759	1,517,159
Energy Solutions	2	6,054		402		172,573	179,031
Enterprise Security	111	68				7,451	7,630
Ext Affrs & Strtgc Policy		76				15,318	15,394
FINANCE	12	10,794	616			81,575	92,997
GENERAL COUNSEL						47,606	47,606
HR	92		2,258			38,197	40,547
Natural Gas Operations	0	47				3,842	3,889
NO RESP CENTER					(82)		(82)
REGULATED GENERATION	123,099	564,381	79,282	82		1,532,973	2,299,818
Transformation, IT & Admin	4,049	41,433	1,641	0		106,798	153,920
Q2 2018							
Apr 2018							
Act Use only	1					20	20
Administrative Services	0	16,764	279			8,695	25,739
Chairman & CEO						5,190	5,190
Corporate Accounts						6,888	6,888
Cust & Delivery Ops	6,195	710,441	(63,779)			509,359	1,162,216
Energy Solutions	1	5,689		371		168,970	175,030
Enterprise Security	114	106				7,601	7,821
Ext Affrs & Strtgc Policy		75				15,477	15,551
FINANCE	11	11,389	581			82,184	94,164
GENERAL COUNSEL	1					37,002	37,003
HR	97		2,244			23,187	25,528

Actual - 12 months ending December 2018

See second query for department detail

Natural Gas Operations								4,787	5,419
NO RESP CENTER						(37)			(37)
REGULATED GENERATION	131,185	620,570	73,016			88	1,098,889	1,923,748	
Transformation, IT & Admin	4,229	39,130	1,385			0	89,043	133,787	
May 2018									
Administrative Services	1	18,325	(1,177)				9,526	26,674	
Chairman & CEO							5,148	5,148	
Commercial Business		(0)					26	26	
Corporate Accounts							6,888	6,888	
Cust & Delivery Ops	3,978	661,323	(71,951)			442	499,575	1,092,925	
Energy Solutions	(34)	7,267					169,250	176,926	
Enterprise Security	117	123					7,521	7,761	
Ext Affrs & Strtgc Policy		55					15,968	16,023	
FINANCE	10	10,828	799				83,289	94,927	
GENERAL COUNSEL							37,956	37,956	
HR	99	58	2,284				21,133	23,516	
Natural Gas Operations							2,291	2,349	
NO RESP CENTER						(25)		(25)	
REGULATED GENERATION	140,134	560,376	78,323			86	1,174,729	1,953,648	
Transformation, IT & Admin	4,646	38,377	1,544			0	93,695	138,261	
Jun 2018									
Administrative Services	0	18,643					9,729	28,372	
Chairman & CEO							5,210	5,210	
Corporate Accounts							7,696	7,696	
Cust & Delivery Ops	5,944	749,811	(79,839)				614,317	1,290,233	
Energy Solutions	70	9,707				(530)	154,945	164,192	
Enterprise Security	117	78					6,291	6,486	
Ext Affrs & Strtgc Policy		55					16,324	16,379	
FINANCE	9	10,909	1,090				84,655	96,663	
GENERAL COUNSEL							36,326	36,326	
HR	95	64	2,242				22,142	24,479	
Natural Gas Operations	1						3,742	3,807	
NO RESP CENTER						(1)		(1)	
REGULATED GENERATION	144,443	449,616	91,789			(140)	1,251,956	1,937,664	
Transformation, IT & Admin	3,767	47,590	1,723			0	87,340	140,420	
Q3 2018									
Jul 2018									
Administrative Services	0	17,869					9,103	26,972	
Chairman & CEO							5,101	5,101	
Corporate Accounts							(6,200)	(6,200)	
Cust & Delivery Ops	4,692	656,499	(78,703)				522,476	1,104,964	
Energy Solutions	1	12,276				400	166,786	179,462	
Enterprise Security	115	1,594					6,217	7,926	
Ext Affrs & Strtgc Policy		50					8,160	8,210	
FINANCE	13	12,016	1,327				90,703	104,060	
GENERAL COUNSEL							33,156	33,156	
HR	94	70	2,019				19,148	21,261	
Natural Gas Operations	0						2,871	2,942	
REGULATED GENERATION	136,035	360,134	89,282			70	1,099,878	1,685,398	
Transformation, IT & Admin	2,807	43,783	1,389			0	88,684	136,663	
Aug 2018									
Administrative Services	0	18,736					9,381	28,118	

Actual - 12 months ending December 2018

See second query for department detail

Chairman & CEO							5,145	5,145
Corporate Accounts							(6,200)	(6,200)
Cust & Delivery Ops							622,190	1,465,676
Energy Solutions							156,606	165,005
Enterprise Security							6,212	6,456
Ext Affrs & Strtgc Policy							15,729	15,790
FINANCE							86,317	101,402
GENERAL COUNSEL							46,324	46,324
HR							22,752	25,250
Natural Gas Operations							2,988	2,988
REGULATED GENERATION							1,144,073	1,752,285
Transformation, IT & Admin							97,739	149,309
Sep 2018								
Administrative Services							8,289	28,075
Chairman & CEO							5,161	5,161
Corporate Accounts							(1,518)	(1,518)
Cust & Delivery Ops							462,686	1,047,989
Energy Solutions							150,802	161,375
Enterprise Security							6,303	6,484
Ext Affrs & Strtgc Policy							15,424	15,476
FINANCE							76,106	91,045
GENERAL COUNSEL							34,674	34,674
HR							23,418	25,941
Natural Gas Operations							2,774	9,657
REGULATED GENERATION							1,140,625	1,732,646
Transformation, IT & Admin							100,350	136,072
Oct 2018								
Administrative Services							7,863	27,186
Chairman & CEO							5,123	5,123
Corporate Accounts							8,058	8,058
Cust & Delivery Ops							489,789	1,047,201
Energy Solutions							160,191	170,883
Enterprise Security							6,355	6,499
Ext Affrs & Strtgc Policy							15,264	15,321
FINANCE							76,155	92,001
GENERAL COUNSEL							43,693	43,693
HR							18,139	20,157
Natural Gas Operations							974	975
REGULATED GENERATION							1,039,741	1,645,448
Transformation, IT & Admin							79,928	121,765
Nov 2018								
Administrative Services							8,821	28,483
Chairman & CEO							5,150	5,150
Commercial Business							140	160
Corporate Accounts							8,058	8,058
Cust & Delivery Ops							660,777	1,160,483
Energy Solutions							160,536	174,902
Enterprise Security							6,320	6,464
Ext Affrs & Strtgc Policy							15,925	15,977
FINANCE							76,536	93,301
GENERAL COUNSEL							41,107	41,107

Actual - 12 months ending December 2018

See second query for department detail

HR	89		2,157		18,899	21,146
Natural Gas Operations	1				(215)	(214)
NO RESP CENTER				(50)		(50)
REGULATED GENERATION	139,913	375,203	87,758	68	1,071,033	1,673,975
Transformation, IT & Admin	3,487	40,872	773	0	80,495	125,627
Dec 2018						
Acct Use only		(10,832)			10,832	0
Administrative Services	0	18,419	710		7,272	26,401
Chairman & CEO	0				6,734	6,734
Commercial Business		75			73	148
Corporate Accounts					4,798	4,798
Cust & Delivery Ops	110,281	642,200	(93,763)		438,787	1,097,506
Energy Solutions	19	12,457	364	(4,166)	163,688	172,362
Enterprise Security	116	40			5,954	6,109
Ext Affrs & Strtgc Policy		52			15,655	15,707
FINANCE	13	14,951	1,508		72,189	88,662
GENERAL COUNSEL		20			40,192	40,212
HR	104	2	1,822		18,324	20,253
Natural Gas Operations	2	0			28,037	28,040
REGULATED GENERATION	135,366	348,254	98,072	(886)	1,027,837	1,608,643
Transformation, IT & Admin	3,352	43,372	897	0	74,524	122,144
Grand Total	1,913,464	14,375,987	168,911	(1,566)	25,459,445	41,916,242

Actual - 12 months ending December 2017

See second query for department detail

Business Unit Hierarchy
 Account CB - Description
 Resource Type CB - Description

DUKE_ENERGY_KY_ELEC - Duke Energy Kentucky Electric
 (Multiple Items)
 (Multiple Items)

MTD Actual Amount	Column Labels	CAPITAL - Capital	INDIRECT - Indirect	LIABILITY - Liabilities	INC_STMT - Income Statement	Grand Total
Row Labels	WTB_MANG_REPORT ALL_ACCOUNTS - All Accounts BALANCE_SHEET - Balance Sheet				INCOME_CO - Income, Continuing Operations O&M_OTHER_EXPENSES - O&M and Other Expenses	
2017	ASSET - Assets					

Q1 2017						
Jan 2017		97,729	(193,462)	(54)	2,278,262	2,974,394
Feb 2017		92,537	(19,085)	0	1,938,046	2,902,149
Mar 2017		115,742	(14,508)	0	2,591,049	3,677,016
Q2 2017						
Apr 2017		93,832	14,537	0	2,070,105	2,994,410
May 2017		102,419	14,601	0	2,189,034	3,157,990
Jun 2017		94,516	20,257	0	2,000,629	2,939,380
Q3 2017						
Jul 2017		108,554	23,558	0	2,130,598	3,159,991
Aug 2017		108,636	28,261	0	1,935,022	3,122,168
Sep 2017		135,865	28,401	0	2,511,104	3,706,421
Q4 2017						
Oct 2017		112,403	44,657	354	1,971,670	3,205,006
Nov 2017		103,098	47,955	388	1,876,320	3,149,144
Dec 2017		101,337	49,596	320	1,886,247	3,026,015
Grand Total		1,266,670	11,323,552	1,008	25,378,086	38,014,084

Business Unit Hierarchy
 Account CB - Description
 Resource Type CB - Description
 Responsibility Center Hierarchy

DUKE_ENERGY_KY_ELEC - Duke Energy Kentucky Electric
 (Multiple Items)
 (Multiple Items)
 RESP_CENTER_RPTG

MTD Actual Amount	Column Labels	CAPITAL - Capital	INDIRECT - Indirect	LIABILITY - Liabilities	INC_STMT - Income Statement	Grand Total
Row Labels	WTB_MANG_REPORT ALL_ACCOUNTS - All Accounts BALANCE_SHEET - Balance Sheet				INCOME_CO - Income, Continuing Operations O&M_OTHER_EXPENSES - O&M and Other Expenses	
2017	ASSET - Assets					

Q1 2017						
Jan 2017		(587)	4,421		5,182	29,300
Administrative Services Chairman & CEO					5,561	5,561
Corporate Accounts					(8,425)	(8,425)
Cust & Delivery Ops		3,932	(278,057)	0	798,617	1,030,114
Energy Solutions			4,081	0	157,275	168,371

Actual - 12 months ending December 2017

See second query for department detail

Enterprise Security	1	44		4,852	4,897
Ext Affrs & Strtgc Policy		4		16,964	16,968
FINANCE	74	3,880	419	73,801	78,173
GENERAL COUNSEL				40,404	40,404
HR	78	18	4,086	14,911	19,092
Natural Gas Operations		565		1,135	1,700
PROGRESS ENERGY				5	5
REGULATED GENERATION	92,610	230,603	69,120	1,100,753	1,493,086
RESP: Inactive OR Not_Used				1,432	1,432
Transformation, IT & Admin	1,621	23,885	2,469	65,795	93,715
Feb 2017			(54)		
Acct Use only		39,900			39,900
Administrative Services	0	19,548	4,487	5,280	29,315
Chairman & CEO				4,729	4,729
Corporate Accounts				(8,425)	(8,425)
Cust & Delivery Ops	4,316	490,768	(90,531)	591,635	996,188
Energy Solutions	157	8,920	6,931	159,883	175,891
Enterprise Security		60		5,377	5,437
Ext Affrs & Strtgc Policy		5		17,272	17,272
FINANCE	72	4,030	420	68,390	72,911
GENERAL COUNSEL				39,891	39,891
HR	80	29	3,747	15,123	18,979
Natural Gas Operations		569	113	614	1,296
PROGRESS ENERGY				5	5
REGULATED GENERATION	86,284	299,397	53,348	967,244	1,406,273
RESP: Inactive OR Not_Used				1,434	1,434
Transformation, IT & Admin	1,628	27,426	2,399	69,593	101,046
Mar 2017			0		
Administrative Services	0	20,953	4,031	6,523	31,508
Chairman & CEO				5,595	5,595
Corporate Accounts				(8,001)	(8,001)
Cust & Delivery Ops	8,613	502,048	(92,402)	938,886	1,357,145
Energy Solutions	(32)	8,053	5,854	167,818	181,693
Enterprise Security		440		5,278	5,718
Ext Affrs & Strtgc Policy		15		17,406	17,421
FINANCE	77	12,448	938	72,592	86,055
GENERAL COUNSEL				44,446	44,446
HR	80	14	4,038	16,096	20,228
Natural Gas Operations		1,002	(349)	645	1,298
PROGRESS ENERGY				7	7
REGULATED GENERATION	105,906	412,617	60,724	1,244,117	1,823,365
RESP: Inactive OR Not_Used				1,466	1,466
Transformation, IT & Admin	1,099	27,141	2,658	78,174	109,072
Q2 2017			0		
Apr 2017					
Administrative Services	0	14,179	1,632	5,964	21,775
Chairman & CEO				5,475	5,475
Corporate Accounts				6,933	6,933
Cust & Delivery Ops	2,774	396,121	(67,900)	633,316	964,310
Energy Solutions	62	5,021	7,724	165,923	178,731
Enterprise Security	0	43		5,585	5,628
Ext Affrs & Strtgc Policy		20		16,695	16,715

Actual - 12 months ending December 2017

See second query for department detail

FINANCE	61	9,846	1,091	72,542	83,540
GENERAL COUNSEL				38,673	38,673
HR	78		4,276	16,785	21,139
Natural Gas Operations		653		2,837	3,490
REGULATED GENERATION	89,280	360,916	65,036	964,884	1,480,117
RESP: Inactive OR Not_Used			.	1,498	1,498
Transformation, IT & Admin	1,577	29,137	2,677	132,994	166,385
May 2017			0		
Administrative Services	0	19,164	557	8,143	27,864
Chairman & CEO				5,594	5,594
Corporate Accounts				6,933	6,933
Cust & Delivery Ops	5,510	429,189	(64,853)	635,827	1,005,673
Energy Solutions	6	6,137	6,690	167,336	180,168
Enterprise Security	0	48		5,230	5,278
Ext Affrs & Strtgc Policy		21		16,812	16,832
FINANCE	78	10,483	1,512	81,588	93,662
GENERAL COUNSEL				39,650	39,650
HR	123		2,552	16,002	18,677
Natural Gas Operations		572		2,625	3,197
REGULATED GENERATION	95,807	363,103	65,427	1,131,550	1,655,887
RESP: Inactive OR Not_Used				1,809	1,809
Transformation, IT & Admin	896	23,218	2,717	69,935	96,766
Jun 2017			0		
Acct Use only		0			0
Administrative Services	96	17,257	178	8,151	25,684
Chairman & CEO				5,513	5,513
Corporate Accounts				7,331	7,331
Cust & Delivery Ops	2,640	456,847	(64,169)	613,779	1,009,097
Energy Solutions		4,995	7,683	158,576	171,254
Enterprise Security	0	157		5,333	5,490
Ext Affrs & Strtgc Policy				19,840	19,840
FINANCE	81	10,715	1,843	82,683	95,323
GENERAL COUNSEL				34,762	34,762
HR	83		2,669	16,350	19,102
Natural Gas Operations		3,358		951	4,309
REGULATED GENERATION	90,725	306,624	69,330	1,006,418	1,473,098
RESP: Inactive OR Not_Used				1,191	1,191
Transformation, IT & Admin	889	24,025	2,722	39,749	67,385
Jul 2017			0		
Acct Use only		0			995
Administrative Services	109	18,819	1,860	5,872	26,661
Chairman & CEO				5,764	5,764
Commercial Business		1,759			1,759
CORP GOVERNANCE ALLOC		0			0
Corporate Accounts				(6,220)	(6,220)
Cust & Delivery Ops	2,667	521,793	(62,499)	632,203	1,094,164
Energy Solutions		7,390	7,092	159,534	174,016
Enterprise Security	0	67		5,422	5,489
Ext Affrs & Strtgc Policy		18		17,937	17,955
FINANCE	79	11,101	1,516	76,811	89,507
GENERAL COUNSEL				40,137	40,137
Aug 2017					
Acct Use only					995
Administrative Services					26,661
Chairman & CEO					5,764
Commercial Business					1,759
CORP GOVERNANCE ALLOC					0
Corporate Accounts					(6,220)
Cust & Delivery Ops					632,203
Energy Solutions					159,534
Enterprise Security					5,422
Ext Affrs & Strtgc Policy					17,937
FINANCE					76,811
GENERAL COUNSEL					40,137
Aug 2017					
Acct Use only					995
Administrative Services					26,661
Chairman & CEO					5,764
Commercial Business					1,759
CORP GOVERNANCE ALLOC					0
Corporate Accounts					(6,220)
Cust & Delivery Ops					632,203
Energy Solutions					159,534
Enterprise Security					5,422
Ext Affrs & Strtgc Policy					17,937
FINANCE					76,811
GENERAL COUNSEL					40,137

Actual - 12 months ending December 2017

See second query for department detail

HR	90		2,530		16,795	19,415
Natural Gas Operations		540			818	1,358
REGULATED GENERATION	103,610	304,626	70,636		1,099,987	1,578,858
RESP: Inactive OR Not_Used					1,191	1,191
Transformation, IT & Admin	1,999	31,167	2,424	0	73,351	108,941
Aug 2017						
Acct Use only						
Administrative Services	121	19,588	0		(995)	(995)
Chairman & CEO					6,962	26,671
Commercial Business		11,030			5,367	5,367
Corporate Accounts					11,030	11,030
Cust & Delivery Ops	4,244	489,419	(51,269)		(6,220)	(6,220)
Energy Solutions		55,282	6,779		623,661	1,066,055
Enterprise Security		152			145,165	207,226
Ext Affrs & Strtgc Policy		46			5,358	5,309
FINANCE	70	10,758	1,672		18,729	18,775
GENERAL COUNSEL					82,826	95,325
HR	46	131	2,663		35,182	35,182
Natural Gas Operations		753			15,336	18,176
REGULATED GENERATION	100,947	430,486	66,244		904	1,657
RESP: Inactive OR Not_Used					926,499	1,524,176
Transformation, IT & Admin	3,208	32,603	2,171	0	1,191	1,191
Sep 2017					75,058	113,041
Administrative Services	0	18,522	0		8,193	26,715
Chairman & CEO					6,090	6,090
Commercial Business		9,063			9,063	9,063
Corporate Accounts					(2,328)	(2,328)
Cust & Delivery Ops	12,370	591,990	(49,994)		751,397	1,305,763
Energy Solutions		(40,946)	6,387		200,775	166,217
Enterprise Security	13	46			5,133	5,192
Ext Affrs & Strtgc Policy					18,154	18,154
FINANCE	8	10,633	1,811		80,683	93,135
GENERAL COUNSEL					51,077	51,077
HR	48	46	2,675		14,644	17,414
Natural Gas Operations		945			970	1,915
REGULATED GENERATION	114,356	392,618	65,063		1,292,449	1,864,487
RESP: Inactive OR Not_Used					901	901
Transformation, IT & Admin	9,070	48,133	2,458	0	82,966	142,626
Oct 2017						
Acct Use only						
Administrative Services	2	18,571	0		26	26
Chairman & CEO					7,173	25,746
Commercial Business		10,367			6,034	6,034
Corporate Accounts					7,032	7,032
Cust & Delivery Ops	6,082	611,347	(38,704)		566,972	1,145,697
Energy Solutions		11,774	7,039	275	159,396	178,484
Enterprise Security	(14)	88			5,257	5,331
Ext Affrs & Strtgc Policy		14			17,531	17,545
FINANCE	11	8,546	3,164		80,094	91,814
GENERAL COUNSEL					38,848	38,848
HR	94	100	2,026		14,841	17,060

Actual - 12 months ending December 2017

See second query for department detail

Natural Gas Operations	453				407	860
REGULATED GENERATION	380,718	68,764	79		1,001,506	1,539,364
RESP: Inactive OR Not_Used					901	901
Transformation, IT & Admin	17,930	33,946	2,369	0	65,652	119,896
Nov 2017						
Administrative Services	0	17,959	0		7,771	25,730
Chairman & CEO					6,059	6,059
Commercial Business		8,678				8,678
Corporate Accounts					7,032	7,032
Cust & Delivery Ops	8,223	590,135	(22,308)		538,257	1,114,307
Energy Solutions	183	67,509		318	106,914	174,925
Enterprise Security	14	68			5,717	5,799
Ext Affs & Strtgc Policy		11			17,147	17,158
FINANCE	11	9,245	3,252		80,004	92,511
GENERAL COUNSEL					43,611	43,611
HR	86	64	2,521		15,721	18,392
Natural Gas Operations		246			1,224	1,471
REGULATED GENERATION	88,383	398,984	62,182	69	970,328	1,519,946
RESP: Inactive OR Not_Used					901	901
Transformation, IT & Admin	6,199	28,482	2,309	0	75,634	112,624
Dec 2017						
Administrative Services	0	18,434	0		7,443	25,877
Chairman & CEO					6,038	6,038
Commercial Business		6,056				6,056
Corporate Accounts					7,150	7,150
Cust & Delivery Ops	2,552	523,328	(33,983)		532,838	1,024,734
Energy Solutions	146	8,527		320	162,169	171,161
Enterprise Security		58			5,535	5,593
Ext Affs & Strtgc Policy		47			37,698	37,745
FINANCE	9	9,269	3,298		73,062	85,638
GENERAL COUNSEL					42,311	42,311
HR	100	20	1,942		16,329	18,391
Natural Gas Operations		145			998	1,143
NO RESP CENTER						(83)
REGULATED GENERATION	92,707	396,347	75,657	83	935,115	1,499,909
RESP: Inactive OR Not_Used					901	901
Transformation, IT & Admin	5,824	26,286	2,683	0	58,658	93,451
Grand Total	1,266,670	11,323,552	44,769	1,008	25,378,086	38,014,084

Actual - 12 months ending December 2016

See second query for department detail

Business Unit Hierarchy
 Account CB - Description
 Resource Type CB - Description
 DUKE_ENERGY_KY_ELEC - Duke Energy Kentucky Electric
 (Multiple Items)
 (Multiple Items)

MTD Actual Amount	Column Labels	CAPITAL - Capital	INDIRECT - Indirect	LIABILITY - Liabilities	INC_STMT - Income Statement	Grand Total
Row Labels	WTB_MANG_REPORT ALL_ACCOUNTS - All Accounts BALANCE_SHEET - Balance Sheet ASSET - Assets				INCOME_CO - Income, Continuing Operations O&M_OTHER_EXPENSES - O&M and Other Expenses	
2016						
Q1 2016						
Jan 2016		88,405	(14,586)	12,721		2,343,374
Feb 2016		80,010	(7,958)	538		2,058,875
Mar 2016		89,493	(10,344)	-		2,102,188
Q2 2016						
Apr 2016		133,560	(38,404)	128		2,815,680
May 2016		90,883	(23,496)	128		2,071,757
Jun 2016		92,815	(20,834)	-		2,090,931
Q3 2016						
Jul 2016		91,485	(21,235)	-		2,030,515
Aug 2016		88,898	(16,444)	53		1,995,822
Sep 2016		108,518	(25,224)	-		2,553,295
Q4 2016						
Oct 2016		83,454	(73,495)	-		1,994,402
Nov 2016		90,666	(35,197)	-		1,961,178
Dec 2016		97,992	(116,197)	307		2,071,379
Grand Total		1,136,178	(403,415)	13,876		26,089,397

Business Unit Hierarchy
 Account CB - Description
 Resource Type CB - Description
 Responsibility Center Hierarchy
 DUKE_ENERGY_KY_ELEC - Duke Energy Kentucky Electric
 (Multiple Items)
 (Multiple Items)
 RESP_CENTER_RPTG

MTD Actual Amount	Column Labels	CAPITAL - Capital	INDIRECT - Indirect	LIABILITY - Liabilities	INC_STMT - Income Statement	Grand Total
Row Labels	WTB_MANG_REPORT ALL_ACCOUNTS - All Accounts BALANCE_SHEET - Balance Sheet ASSET - Assets				INCOME_CO - Income, Continuing Operations O&M_OTHER_EXPENSES - O&M and Other Expenses	
2016						
Q1 2016						
Jan 2016		0	6,654	0		0
Act Use only		9,300				7,754
Administrative Services						23,707
Chairman & CEO						5,787

Act Use only
 Administrative Services
 Chairman & CEO

See second query for department detail

Actual - 12 months ending December 2016

Commercial Business									
Corporate Accounts						1,495			1,495
Cust & Delivery Ops						6,738			6,738
Energy Solutions						687,126			929,846
Enterprise Security						186,958			190,596
Ext Affrs & Strtgc Policy						5,146			5,213
FINANCE						14,188			14,270
GENERAL COUNSEL						73,760			76,681
HR						41,005			41,005
Natural Gas Operations						13,649			28,918
REGULATED GENERATION						425			1,161
RESP: Inactive OR Not_Used						1,186,677	12,721		1,506,021
Transformation, IT & Admin						9,196			12,232
Feb 2016						103,470			134,630
Acct Use only									0
Administrative Services						7,743			30,530
Chairman & CEO						5,931			5,931
Commercial Business						1,443			1,443
Corporate Accounts						6,738			6,738
Cust & Delivery Ops						560,093			880,276
Energy Solutions						185,836			189,965
Enterprise Security						4,949			4,998
Ext Affrs & Strtgc Policy						13,482			14,697
FINANCE						75,004			78,555
GENERAL COUNSEL						40,457			40,457
HR						13,494			28,840
Natural Gas Operations						261			1,112
REGULATED GENERATION						1,024,862			1,335,038
RESP: Inactive OR Not_Used						17,195			28,730
Transformation, IT & Admin						101,388			126,982
Mar 2016									0
Acct Use only									0
Administrative Services						7,735			29,769
Chairman & CEO						5,940			5,940
Commercial Business						1,482			1,482
Corporate Accounts						8,306			8,306
Cust & Delivery Ops						616,271			917,106
Energy Solutions						194,635			198,643
Enterprise Security						4,808			4,865
Ext Affrs & Strtgc Policy						17,009			18,175
FINANCE						79,679			83,675
GENERAL COUNSEL						41,747			41,747
HR						13,596			28,667
Natural Gas Operations						214			905
REGULATED GENERATION						998,052			1,363,720
RESP: Inactive OR Not_Used						20,588			32,581
Transformation, IT & Admin						92,126			121,490
Apr 2016									0
Acct Use only									0
Administrative Services						7,785			34,319
Q2 2016									0
Acct Use only									0
Administrative Services									0
Q2 2016									0
Acct Use only									0
Administrative Services									0

Actual - 12 months ending December 2016 *See second query for department detail*

Chairman & CEO									6,028	6,028
Corporate Accounts					(94,991)			(6,820)	(6,820)	
Cust & Delivery Ops								841,474	1,264,935	
Energy Solutions								186,113	195,030	
Enterprise Security				2	41			4,766	4,809	
Ext Affrs & Strtgc Policy				30	205			19,001	19,237	
FINANCE				116	3,875			82,450	86,441	
GENERAL COUNSEL								50,259	28,856	
HR				1	428			13,342		
Natural Gas Operations							15,085	222	1,164	
REGULATED GENERATION					942					
RESP: Inactive OR Not_Used				132,180	294,933		45,954		1,500,505	1,973,699
Transformation, IT & Admin					10,496			19,764	30,260	
May 2016				1,231	23,036		8,998	90,792	124,057	
Acct Use only				0	0				0	
Administrative Services				0	20,460		5,481	7,277	33,218	
Chairman & CEO								5,332	5,332	
Commercial Business								(9)	(9)	
Corporate Accounts								(6,820)	(6,820)	
Cust & Delivery Ops				0	403,903		(95,621)	582,515	890,796	
Energy Solutions					14,166			180,750	194,916	
Enterprise Security				4	6			5,216	5,216	
Ext Affrs & Strtgc Policy				45	299			19,112	19,456	
FINANCE				122	3,467			72,889	76,478	
GENERAL COUNSEL								44,152	44,152	
HR				4	377		15,443	13,421	29,244	
Natural Gas Operations					733			1,998	2,731	
REGULATED GENERATION				89,600	278,945		44,923	1,056,548	1,470,144	
RESP: Inactive OR Not_Used					10,463			3,835	14,298	
Transformation, IT & Admin				1,108	20,348		6,278	85,541	113,275	
Jun 2016				0	0				0	
Acct Use only				0	18,295		5,982	6,726	31,003	
Administrative Services								5,234	5,234	
Chairman & CEO								(8,204)	(8,204)	
Corporate Accounts								595,721	874,113	
Cust & Delivery Ops				(0)	372,708		(94,316)	180,253	195,372	
Energy Solutions					15,119			5,409	6,402	
Enterprise Security				4	990			17,289	17,632	
Ext Affrs & Strtgc Policy					343			73,058	76,692	
FINANCE				106	3,528			41,879	41,879	
GENERAL COUNSEL								13,251	30,132	
HR				3	378		16,500	897	1,492	
Natural Gas Operations					594					
REGULATED GENERATION				91,547	(44,828)		44,153	1,066,518	1,157,390	
RESP: Inactive OR Not_Used					183			2,350	2,533	
Transformation, IT & Admin				1,154	26,803		6,847	90,551	125,355	
Jul 2016										
Acct Use only				0	0				0	
Administrative Services				0	19,678		4,520	6,719	30,917	
Chairman & CEO								5,230	5,230	

Q3 2016

Actual - 12 months ending December 2016

See second query for department detail

Corporate Accounts					(6,153)					(6,153)
Cust & Delivery Ops					641,134					911,624
Energy Solutions					149,918					187,273
Enterprise Security					5,087					5,106
Ext Affrs & Strtgc Policy	2				17,336					17,590
FINANCE					71,718					75,422
GENERAL COUNSEL	68				40,291					40,664
HR					12,926					28,319
Natural Gas Operations	0				256					902
PROGRESS ENERGY					6					6
REGULATED GENERATION	90,376				987,700					1,357,963
RESP: Inactive OR Not_Used					(6,153)					(6,419)
Transformation, IT & Admin	1,039				104,502					134,063
Aug 2016								0		
Acct Use only										0
Administrative Services										
Chairman & CEO	34				7,171					31,096
Commercial Business					5,227					5,227
Corporate Accounts					2					194
Cust & Delivery Ops	4,872				(6,153)					(6,153)
Energy Solutions	0				589,331					874,828
Enterprise Security	3				177,922					189,857
Ext Affrs & Strtgc Policy					5,040					5,587
FINANCE	64				17,472					17,650
GENERAL COUNSEL					69,522					73,136
HR					38,842					38,842
Natural Gas Operations	0				13,047					25,926
PROGRESS ENERGY					286					1,513
REGULATED GENERATION	82,851				969,421					1,376,427
RESP: Inactive OR Not_Used					1,980					4,168
Transformation, IT & Admin	1,073				106,702					140,848
Sep 2016										0
Acct Use only										
Administrative Services										
Chairman & CEO	68				6,841					33,768
Corporate Accounts					5,231					5,231
Cust & Delivery Ops	(0)				(6,583)					(6,583)
Energy Solutions					835,529					1,217,941
Enterprise Security	3				162,877					154,678
Ext Affrs & Strtgc Policy					4,908					5,013
FINANCE	70				26,717					26,923
GENERAL COUNSEL					71,632					75,245
HR					45,866					45,515
Natural Gas Operations	0				13,325					28,309
PROGRESS ENERGY					50,385					51,717
REGULATED GENERATION	107,212				17					17
RESP: Inactive OR Not_Used					1,223,809					1,657,873
Transformation, IT & Admin	1,165				2,000					6,738
Oct 2016					110,741					157,770
Acct Use only										0
Q4 2016										

Actual - 12 months ending December 2016

See second query for department detail

Administrative Services Chairman & CEO	69	21,510	4,325	6,165	32,068
Corporate Accounts				5,152	5,152
Cust & Delivery Ops	(0)	432,845	(141,768)	9,679	9,679
Energy Solutions		9,295		547,341	838,418
Enterprise Security	3	1,023		172,323	181,618
Ext Affrs & Strtgc Policy		66		4,849	5,875
FINANCE	69	3,179	404	19,764	19,830
GENERAL COUNSEL				69,551	73,203
HR	0	218	13,633	38,375	26,425
Natural Gas Operations		934		12,574	26,425
PROGRESS ENERGY				3,287	4,221
REGULATED GENERATION				11	11
RESP: Inactive OR Not_Used	82,186	331,997	42,861	1,001,816	1,458,859
Transformation, IT & Admin		1,819		1,663	3,482
Nov 2016	1,126	26,146	7,049	101,852	136,174
Acct Use only		0			0
Administrative Services Chairman & CEO	43	18,680	3,944	6,208	28,875
Corporate Accounts				5,201	5,201
Cust & Delivery Ops		430,774	(92,491)	9,679	9,679
Energy Solutions		10,267		550,521	888,804
Enterprise Security	3	2,553		163,982	174,248
Ext Affrs & Strtgc Policy		68		4,809	7,365
FINANCE	65	3,925	435	17,587	17,656
GENERAL COUNSEL				71,341	75,766
HR	75	47	3,963	37,756	37,756
Natural Gas Operations		627		15,312	19,397
PROGRESS ENERGY				3,367	3,994
REGULATED GENERATION				11	11
RESP: Inactive OR Not_Used	89,239	(102,636)	45,452	979,290	1,011,344
Transformation, IT & Admin		2,472		1,545	4,017
Dec 2016	1,242	34,427	3,500	94,570	133,739
Acct Use only		0			0
Administrative Services Chairman & CEO	0	18,280	5,124	7,197	30,601
Corporate Accounts				5,087	5,087
Cust & Delivery Ops	3,987	477,858	(186,893)	5,593	5,593
Energy Solutions		9,630		599,209	894,161
Enterprise Security	3	1,269		164,204	173,834
Ext Affrs & Strtgc Policy		60		4,698	5,970
FINANCE	57	3,878	410	66,457	66,517
GENERAL COUNSEL				71,798	76,142
HR	74	42	3,483	43,446	43,446
Natural Gas Operations		453		15,616	19,215
PROGRESS ENERGY				9,909	10,362
REGULATED GENERATION				11	11
RESP: Inactive OR Not_Used	92,682	230,595	58,891	1,053,759	1,455,927
SS Other Svcs Ent Alloc		1,109		1,542	2,652
Transformation, IT & Admin				(1)	(1)
Nov 2016	1,188	25,370	2,790	22,851	52,507
Dec 2016					
Grand Total	1,136,178	8,134,442	(403,415)	26,089,397	34,970,478

Duke Energy Kentucky
Case No. 2019-00271
Attorney General's Second Set Data Requests
Date Received: November 12, 2019

AG-DR-02-040

REQUEST:

Refer to the response to AG-DR-01-042 Attachment 1, pages 1-5, and the response to AG-DR-01-041, which reported several reconciling items between test year and base year payroll expense as reflected on Schedule G-1.

- a. Indicate the month(s) of the budgeted test year 3.5% pay increases.
- b. One of the reconciling items was described as “Base Period inadvertently excluded Unproductive Labor Allocation.” Explain what is meant by “Unproductive Labor Allocation”, how this allocation is calculated, how this allocation could be included in the test year projection but not the base year projection, and whether a similar allocation is actually recorded on the books of the Company.
- c. One of the reconciling items was described as “Contingent workers in Base Period – FTE in Test Period.” Explain what is meant by “Contingent workers.”
- d. One of the reconciling items was described as “Contingent workers in Base Period – FTE in Test Period.” Refer also to the response to AG-DR-01-042 which states that “the Company does not budget headcount.” Explain the apparent disparity in these two responses regarding the budgeting of FTEs.
- e. One of the reconciling items was described as “Decrease in capitalized labor in Test Period.” The 2020 budget for capitalized labor increases over the 2019 budget by \$3.323 million (\$17.898 million in 2020 compared to \$14.575 million). Explain

how there is a “Decrease in capitalized labor in Test Period” of \$0.663 million as reported in the response to AG-DR-01-041 when the budgeted capital dollars for the vast majority of the months included in both periods are increasing substantially (nearly 23% increase in 2020 calendar year budget over 2019 calendar year budget).

RESPONSE:

- a. Every month of the budgeted test year uses a 3.5% pay increase.
- b. Unproductive Labor Allocation is the time when an employee is paid but not actually working. Examples are vacation, holidays, sick time, etc. It is calculated with an unproductive cost allocation applied to productive labor charges by the employee. The Company allocates unproductive costs pro rata to productive labor. Unproductive costs to be allocated are a pool of dollars made up of vacation, holidays, sick time, etc. All unproductive charges are charged to a pool and then allocated to employee labor based on responsibility center and resource code. The allocation was inadvertently left out of the base year due to the source files being different for the base year and test year.
- c. The term contingent worker (also referred to as contractors) refers generally to a non-employee who performs work for Duke Energy, typically on a temporary, project-specific or outsourced basis. Contingent workers are not employees of Duke Energy but are instead employed by an outside company and assigned by that company to Duke Energy.
- d. In accordance with the Company’s budgeting process, headcount data is not required in determining labor budgets, which were used in developing the company’s forecasted test period. Labor budgets are determined based on salary

dollars. The phrase “FTE in Test Period” is used to indicate a placeholder for internal or external labor dollars in the forecasted period.

- e. Upon further review, a filtering error was found in the data used to form the response for AG-DR-01-041. Below is a revised reconciliation:

Base period	\$ 24.092
Pay Increases @ 3.5%	0.832
Base Period inadvertently excluded Unproductive Labor Allocation	0.709
Contingent workers in Base Period - FTE in Test Period	0.440
Increase in Customer Connect program cost	0.207
Other	0.675
Test Period	\$ 26.955

PERSON RESPONSIBLE: Christopher M. Jacobi

Duke Energy Kentucky
Case No. 2019-00271
Attorney General's Second Set Data Requests
Date Received: November 12, 2019

AG-DR-02-041

REQUEST:

Refer to the response to AG-DR-01-042 Attachment 1, page 1, related to the 2020 budgeted payroll labor costs separated between expense, capital, and other for DEK (Electric). Provide in the same format the monthly amounts (summed annually) for each of the months included in the test year and in the base year. If the total expense portions for the test year and base year do not agree to the \$26.955 million and \$24.092 million, respectively, reflected on Schedule G-1, explain why not.

RESPONSE:

	Test year			
	Payroll Labor Costs			
	Expense	Capital	Other deferred	Total
April 2020B	\$ 2,230,465	\$ 1,368,120	\$ 125,246	\$ 3,723,831
May 2020B	2,159,058	1,362,094	125,451	3,646,603
June 2020B	2,229,466	1,470,382	125,501	3,825,348
July 2020B	2,421,244	1,573,654	123,795	4,118,693
August 2020B	2,257,432	1,751,188	143,832	4,152,452
September 2020B	2,156,367	1,645,785	123,811	3,925,963
October 2020B	2,138,807	1,604,589	123,842	3,867,238
November 2020B	2,142,835	1,565,437	123,846	3,832,119
December 2020B	2,437,553	1,506,139	123,984	4,067,676
January 2021B	2,438,897	1,326,569	122,271	3,890,737
February 2021B	2,080,133	1,286,824	120,883	3,490,840
March 2021B	2,262,613	1,437,397	143,914	3,846,553
Total	\$ 26,954,872	\$ 17,898,178	\$ 1,526,376	\$ 46,388,053

Difference from G-1 \$ 0

	Base year			
	Payroll Labor Costs			
	Expense	Capital	Other deferred	Total
December 2018A	\$ 1,914,897	\$ 1,069,010	\$ 253,812	\$ 3,237,720
January 2019A	1,963,218	1,153,411	169,674	3,286,303
February 2019A	1,905,595	1,215,498	164,246	3,285,339
March 2019A	2,334,464	1,544,898	192,469	4,071,832
April 2019A	2,061,706	1,287,162	188,107	3,536,975
May 2019A	1,966,924	1,288,399	181,461	3,436,784
June 2019B	2,095,330	1,191,553	133,079	3,419,961
July 2019B	2,035,234	1,184,852	131,359	3,351,446
August 2019B	2,436,497	1,271,995	152,249	3,860,741
September 2019B	2,039,630	1,303,849	131,378	3,474,857
October 2019B	2,002,300	1,352,517	131,404	3,486,221
November 2019B	2,058,444	1,266,284	131,410	3,456,137
Total	\$ 24,814,239	\$ 15,129,428	\$ 1,960,649	\$ 41,904,316
Difference from G-1	\$ (722,737)			

The response above uses the revision to AG-DR-01-042 Attachment 1 (see AG-DR-02-039 Attachment). Differences from Schedule G-1 in the base year are due to unproductive union labor being excluded from the dataset used to prepare Schedule G-1 as outlined on response to AG-DR-01-041.

PERSON RESPONSIBLE: Danielle Weatherston
Christopher Jacobi

**Duke Energy Kentucky
Case No. 2019-00271
Attorney General's Second Set Data Requests
Date Received: November 12, 2019**

AG-DR-02-042

REQUEST:

Refer to the response to AG-DR-01-043 Attachment 1, page 1, related to the 2020 budgeted payroll labor costs separated between expense, capital, and other for DEBS. Provide in the same format the monthly amounts (summed annually) for each of the months included in the test year and in the base year. In addition, provide the allocation percentages and amounts of each of the payroll cost categories of DEBS payroll costs allocated to DEK (Electric) for these two periods and for the actual months recorded in 2019.

RESPONSE:

See AG-DR-02-042 Attachment.

PERSON RESPONSIBLE: Jeff Setser

Duke Energy Business Services (DEBS)
AG-DR-02-042

Response:

Refer to the response to AG-DR-01-043 Attachment 1, page 1, related to the 2020 budgeted payroll labor costs separated between expense, capital, and other for DEBS. Provide in the same format the monthly amounts (summed annually) for each of the months included in the test year and in the base year. In addition, provide the allocation percentages and amounts of each of the payroll cost categories of DEBS payroll costs allocated to DEK (Electric) for these two periods and for the actual months recorded in 2019.

Response:
See the below tables for payroll labor cost for DEBS extracted from the company's general ledger system. Only expense is allocated to DE Kentucky from DEBS

Month	Oper Unit	Expense	Capital	Other Deferred	Total	DEBS		Payroll Labor Costs (Base Period)		Month	Oper Unit	Expense	Capital	Other Deferred	Total	DEBS	
						Percent Allocated	Expense Alloc to DE Kentucky	Percent Allocated	Expense Alloc to DE Kentucky								
December 2018	CNRE	5,230			5,230	0.00%	-			April 2020	CNRE	6,415			6,415	0.00%	-
	DCIS	353,646	635,099		988,745	1.73%	6,118				DCIS	1,317,852	(0)		1,317,852	1.73%	22,799
	DEFI	112,179			112,179	1.11%	1,245				DEFI	153,177			153,177	1.11%	1,700
	DEHD	38,707			38,707	0.57%	221				DEHD	39,566			39,566	0.57%	226
	DEIH	113,566	37,120		150,686	0.36%	409				DEMA	8,534,629	4,171		8,536,629	0.36%	30,717
	DEMA	2,687,402	171,192		2,858,594	0.36%	9,675				DERE	120,431			120,431	1.42%	1,710
	DERE	128,521			128,521	1.42%	1,825				DESS	935,986	4,443		938,314	0.02%	185
	DESC	690,308			690,308	0.02%	138				DETS	149,131			149,131	2.54%	23,774
	DESC	422,349	2,752		425,101	2.54%	10,728				DGAC	768,693			768,693	0.57%	4,382
	DESS	414,696	1,609		416,304	2.06%	8,543				DGAV	814,425			814,425	1.11%	9,040
	DETS	857,183	4,049		861,232	0.57%	4,886				DGCV	260,136			260,136	1.11%	2,888
	DGAC	501,704			501,704	1.11%	5,569				DGCD	98,855			98,855	1.11%	1,097
	DGAV	180,859			180,859	1.11%	2,008				DGEX	873			873	1.11%	10
	DGCD	69,105			69,105	1.11%	767				DGHR	388,853			388,853	1.11%	4,316
	DGEX	20,874			20,874	1.11%	232				DGFI	258,957			258,957	1.11%	2,874
	DGFI	427,384			427,384	1.11%	4,744				DGIA	169,104			169,104	0.71%	1,201
	DGHR	636,058			636,058	0.71%	5,988				DGIR	390,742			390,742	1.11%	4,337
	DGIA	270,456			270,456	1.11%	3,002				DGPA	115,542			115,542	1.11%	1,283
	DGIR	86,509			86,509	1.11%	960				DGPP	840,237			840,237	1.11%	9,327
	DGPA	578,394			578,394	1.11%	6,420				DGPS	164,670			164,670	1.11%	1,828
	DGPP	126,860	4,535		131,395	1.11%	1,408				DHRE	504,345			504,345	0.71%	5,598
	DGPS	228,280			228,280	1.11%	2,534				DHRE	1,938,700			1,938,700	0.71%	13,765
	DHRE	687,428	45,440		732,868	0.71%	4,881				DSGE	9,819			9,819	1.73%	170
	DLEE	2,745			2,745	2.02%	55				DUMR	(54,728)			(54,728)	1.85%	(837)
	DSGA	64,181	(0)		64,181	1.73%	1,110				DUMS	8,135			8,135	1.85%	150
	DSGE	0	(0)		(0)	0.36%	-				DUPS	202,694			202,694	1.14%	2,311
	DUMR	1,089			1,089	1.53%	1,702				ENEA	492,004	820	184,101	1,498,125	2.57%	168
	DUMS	111,269			111,269	1.53%	1,032				ENEX	(96,987)			(96,987)	1.11%	5,461
	DUPS	55,783			55,783	1.85%	1,337				ENLE	876,983			876,983	1.11%	9,735
	DURW	117,308			117,308	1.14%	1,337				FASH	38,802			38,802	0.00%	-
	DURW	8,804			8,804	0.35%	29				FCFL	87,677			87,677	0.00%	-
	DUSC	784,600		(473,747)	310,853	2.57%	20,164				FONS	98,558			98,558	0.00%	-
	DUTP	1,547			1,547	1.30%	20				FDEC	938			938	0.00%	-
	DWSE	242,728			242,728	0.36%	874				FGBO	165,374			165,374	0.00%	-
	ENEA	587,879			587,879	1.11%	6,525				FGVL	141,429			141,429	0.00%	-
	ENEX	470,434			470,434	1.11%	5,222				FMSN	80,770			80,770	0.00%	-
	ENLE	631,088	9,320		640,408	1.11%	7,005				FONS	81,249			81,249	0.00%	-
	ENMA	13,866			13,866	0.63%	87				FPEC	404,455			404,455	0.00%	-
	ENWS	500			500	1.13%	6				FPEF	481,111			481,111	0.00%	-
	FASH	980			980	0.68%	7				FSGO	59,439			59,439	0.00%	-
	FCFL	32,974			32,974	0.00%	-				FSIN	302,453			302,453	0.00%	-
	FONS	52,801			52,801	0.00%	-				FSKY	115,330			115,330	0.00%	-
	FDEC	48,153			48,153	0.00%	-				FSOH	53,769			53,769	0.00%	-
	FGBO	16,967			16,967	0.00%	-				FTDV	307,457			307,457	0.00%	-
	FGVL	91,003			91,003	0.00%	-				GORE	104,241			104,241	0.00%	-
	FGVA	96,394			96,394	0.00%	-				ICOU	20,376	12,599		32,975	0.00%	-
	FMSN	41,297			41,297	0.00%	-				ICOU	48,866			48,866	0.00%	-
	FONS	58,974			58,974	0.00%	-				MWRE	55,154		46,040	101,194	0.00%	-
	FPEC	270,201			270,201	0.00%	-								3,718,560	0.00%	-
	FPEF	282,394			282,394	0.00%	-								3,764,600	0.00%	-
	FSGO	38,510			38,510	0.00%	-								55,154	4.21%	2,322

Duke Energy Business Services (DEBS)
AG-DR-02-042

Request:

Refer to the response to AG-DR-01-043 Attachment 1, page 1, related to the 2020 budgeted payroll labor cost separated between expense, capital, and other for DEBS. Provide in the same format the monthly amounts (summed annually) for each of the months included in the test year and in the base year. In addition, provide the allocation percentages and amounts of each of the payroll cost categories of DEBS payroll costs allocated to DEK (Electric) for these two periods and for the actual months recorded in 2019.

Response:

See the below tables for payroll labor cost for DEBS extracted from the company's general ledger system. Only expense is allocated to DE Kentucky from DEBS

	2019		2020		2019		2020		2019		2020	
	2019	2020	2019	2020	2019	2020	2019	2020	2019	2020	2019	2020
FSIN	(76,508)	223,217	223,217	0.00%	-	5,633	42,797	5,633	3.31%	186	-	186
FSIT		128,200	51,692	0.00%	-	2,966	2,452	2,966	0.00%	-	-	9
FSKY		30,215	30,215	0.00%	-	12,150	15,730	12,150	0.31%	102	-	102
FSOH		215,848	215,848	0.00%	-	9,144	9,144	9,144	1.11%	71,541	-	71,541
FTDV		75,490	75,490	0.00%	-	2,475,466	2,475,466	2,475,466	12.89%	7,977	-	7,977
GIJA	6,776		6,776	1.73%	117	61,456	61,456	61,456	6.12%	27,547	-	27,547
GORE	6,747		6,747	0.00%	-	202,377	202,377	202,377	5.03%	10,180	-	10,180
GSAC	28,132		28,132	0.00%	-	3,590	3,590	3,590	6.76%	243	-	243
ICOU	8,996		8,996	0.00%	-	34,429	34,429	34,429	5.85%	2,014	-	2,014
MSST	9,979		9,979	0.00%	-	24,186	24,186	24,186	6.76%	1,635	-	1,635
MWRE	51,950		51,950	3.31%	330	15,755	15,755	15,755	6.76%	1,065	-	1,065
NET	6,913		6,913	4.21%	2,187	227,248	227,248	227,248	6.41%	14,567	-	14,567
NUAV	5,646		5,646	3.31%	229	206,773	206,773	206,773	1.39%	2,874	-	2,874
PLRE	61,075		61,075	2.89%	16,017	357,618	357,618	357,618	1.14%	4,077	-	4,077
PNGG	177,888		177,888	12.98%	9,035	319,289	319,289	319,289	1.10%	3,512	-	3,512
PNYG	10,545		10,545	2.94%	69	1,747	1,747	1,747	1.34%	23	-	23
PRMA	139		139	6.12%	26,864	241,283	241,283	241,283	1.57%	3,788	-	3,788
REPO	554,230		554,230	5.03%	10,867	102,607	102,607	102,607	1.15%	1,180	-	1,180
RMWO	69,609		69,609	6.76%	256	114,278	114,278	114,278	1.14%	1,303	-	1,303
STD	2,356		2,356	6.44%	36,976	5,618	5,618	5,618	2.94%	311	-	311
UEED	438,954		438,954	6.44%	1,570	6,948	6,948	6,948	2.08%	308	-	308
UEET	216,051		216,051	1.39%	10,374	46,226	46,226	46,226	10.21%	4,720	-	4,720
UMAC	3,794		3,794	1.00%	3,598	6,415	6,415	6,415	0.00%	-	-	-
UMDI	28,902		28,902	1.34%	16	1,374,075	1,374,075	1,374,075	1.73%	23,772	-	23,772
UMEX	17,339		17,339	1.57%	2,183	153,177	153,177	153,177	1.11%	1,700	-	1,700
UMFI	8,424		8,424	1.15%	733	39,566	39,566	39,566	0.57%	226	-	226
UMMR	576,855		576,855	1.14%	583	8,509,602	8,509,602	8,509,602	0.36%	30,635	-	30,635
UMTR	112,950		112,950	1.087	1,087	120,431	120,431	120,431	1.62%	1,710	-	1,710
UPPD	145,497		145,497	3.15%	2,235	923,871	923,871	923,871	0.02%	185	-	185
UTAC	327,095		327,095	1.44%	623	935,986	935,986	935,986	2.54%	23,774	-	23,774
UTDI	1,163		1,163	2.94%	244	149,131	149,131	149,131	2.06%	3,072	-	3,072
UTEA	63,707		63,707	3.31%	174	766,333	766,333	766,333	0.57%	4,368	-	4,368
UTET	95,308		95,308	2.08%	1,054	814,425	814,425	814,425	1.11%	9,040	-	9,040
UTEX	70,943		70,943	10.21%	5,182	260,136	260,136	260,136	1.11%	2,888	-	2,888
UTFU	54,619		54,619	0.00%	-	98,855	98,855	98,855	1.11%	1,097	-	1,097
UTLE	8,283		8,283	0.00%	-	873	873	873	1.11%	10	-	10
UTMR	5,252		5,252	0.00%	-	388,853	388,853	388,853	1.11%	4,316	-	4,316
UTNT	50,657		50,657	1.73%	8,819	258,957	258,957	258,957	1.11%	2,874	-	2,874
UTSS	56,903		56,903	1.11%	1,492	169,104	169,104	169,104	0.71%	1,201	-	1,201
UTTR	50,756		50,756	0.57%	130	390,742	390,742	390,742	1.11%	4,337	-	4,337
UWPD	8,537		8,537	0.36%	610	115,542	115,542	115,542	1.11%	1,283	-	1,283
CNRE	509,750		509,750	0.36%	17,833	840,237	840,237	840,237	1.11%	9,327	-	9,327
DCIS	134,443		134,443	1.42%	2,400	164,670	164,670	164,670	1.11%	1,828	-	1,828
DEHD	22,818		22,818	2.54%	15,142	504,408	504,408	504,408	1.11%	5,599	-	5,599
DEHU	169,423		169,423	0.57%	10,066	1,938,700	1,938,700	1,938,700	0.71%	13,765	-	13,765
DENA	4,953,624		4,953,624	0.57%	6,100	9,819	9,819	9,819	1.85%	170	-	170
DEMF	169,042		169,042	1.11%	6,891	(54,728)	(54,728)	(54,728)	1.53%	(837)	-	(837)
DERE	942,703		942,703	1.11%	2,165	8,135	8,135	8,135	1.85%	150	-	150
DESC	596,127		596,127	1.11%	950	202,694	202,694	202,694	1.14%	2,311	-	2,311
DESS	488,619		488,619	1.11%	280	6,552	6,552	6,552	2.57%	168	-	168
DETS	1,070,250		1,070,250	1.11%	2,990	502,439	502,439	502,439	1.11%	5,577	-	5,577
DGAC	620,824		620,824	1.11%	8,891	184,101	184,101	184,101	1.11%	1,68	-	1,68
DGAV	195,041		195,041	0.57%	269,347	269,347	269,347	269,347	1.11%	1,68	-	1,68
DGCD	85,558		85,558	1.11%	2,990	502,439	502,439	502,439	1.11%	5,577	-	5,577
DGEA	25,200		25,200	1.11%	2,990	502,439	502,439	502,439	1.11%	5,577	-	5,577
DGEX	269,347		269,347	1.11%	2,990	502,439	502,439	502,439	1.11%	5,577	-	5,577

January 2019

May 2020

**Duke Energy Business Services (DEBS)
AG-DR-02-042**

Request:

Refer to the response to AG-DR-01-043 Attachment 1, page 1, related to the 2020 budgeted payroll labor cost separated between expense, capital, and other for DEBS. Provide in the same format the monthly amounts (summed annually) for each of the months included in the test year and in the base year. In addition, provide the allocation percentages and amounts of each of the payroll cost categories of DEBS payroll costs allocated to DEK (Electric) for these two periods and for the actual months recorded in 2019.

Response:

See the below tables for payroll labor cost for DEBS extracted from the company's general ledger system. Only expense is allocated to DE Kentucky from DEBS

	755,123	1.11%	8,382		(96,987)	(96,987)	1.11%	(1,077)
DGFI	741,077	0.71%	5,262	ENEX	879,637	879,637	1.11%	9,764
DGHR	326,711	1.11%	3,626	ENLE	38,802	38,802	0.00%	-
DGIA	91,022	1.11%	1,010	FASH	87,677	87,677	0.00%	-
DGIR	721,034	1.11%	8,003	FCHL	116,388	116,388	0.00%	-
DGPA	147,367	1.11%	1,636	FCNS	938	938	0.00%	-
DGPP	461,915	1.11%	5,127	FDEC	165,374	165,374	0.00%	-
DGPF	885,184	0.71%	6,285	FGBD	141,429	141,429	0.00%	-
DHRE	6,149	2.02%	124	FGLV	80,770	80,770	0.00%	-
DLEE	76,578	1.73%	1,325	FMNS	81,249	81,249	0.00%	-
DSEB	(0)	1.85%	-	FONS	404,455	404,455	0.00%	-
DUMA	5,663	0.36%	20	FPEE	481,111	481,111	0.00%	-
DUMR	126,226	1.53%	1,931	FPEF	59,099	59,099	0.00%	-
DUMS	72,031	1.85%	1,333	FSGO	302,453	302,453	0.00%	-
DUPS	189,609	1.4%	2,162	FSIN	115,024	115,024	0.00%	-
DURW	14,538	0.33%	48	FSIT	53,769	53,769	0.00%	-
DURW	14,538	0.33%	48	FSKY	307,457	307,457	0.00%	-
DUSC	235,654	2.37%	6,056	FSDH	104,241	104,241	0.00%	-
DUTP	1,747	1.30%	23	FTDV	20,376	20,376	0.00%	-
DWSE	250,340	0.36%	901	GORE	80,248	80,248	0.00%	-
ENEA	722,207	1.11%	8,016	GSAC	31,382	31,382	0.00%	-
ENEX	(804,866)	1.11%	(8,994)	ICOU	46,040	46,040	0.00%	-
ENLE	697,055	1.11%	7,737	MWRE	55,154	55,154	2.32%	2,322
ENMA	20,478	0.63%	129	NET	5,633	5,633	3.31%	186
ENWS	840	0.68%	6	NUAV	42,797	42,797	0.00%	-
FASH	22,729	0.00%	-	PLRE	2,452	2,452	0.31%	9
FCHL	48,618	0.00%	-	PNGG	12,150	12,150	0.00%	-
FCNS	38,460	0.00%	-	PNGY	9,144	9,144	1.11%	102
FDEC	21,272	0.00%	-	REPO	2,475,466	2,475,466	2.89%	71,541
FGBD	75,127	0.00%	-	RMWO	61,456	61,456	12.98%	7,977
FGLV	76,930	0.00%	-	UEED	450,108	450,108	6.12%	27,547
FKLN	600	0.00%	-	UEET	202,398	202,398	5.03%	10,181
FMNS	34,688	0.00%	-	UMAC	3,590	3,590	6.76%	243
FONS	54,701	0.00%	-	UMDI	34,429	34,429	5.85%	2,014
FOTH	574	0.00%	-	UMEX	24,186	24,186	6.76%	1,635
FPEC	250,477	0.00%	-	UMFI	15,755	15,755	6.76%	1,065
FPEF	272,699	0.00%	-	UMMR	227,248	227,248	6.41%	14,567
FSGO	51,619	0.00%	-	UMTR	206,787	206,787	1.39%	2,874
FSIN	189,892	0.00%	-	UPPD	211,544	211,544	7.13%	-
FSIT	87,168	0.00%	-	UTAC	357,618	357,618	1.14%	4,077
FSKY	33,779	0.00%	-	UTDI	319,289	319,289	1.10%	3,512
FSDH	167,008	0.00%	-	UTEA	1,747	1,747	1.34%	33
FTHV	66,254	0.00%	-	UTET	241,283	241,283	1.57%	3,788
GIPA	9,915	1.73%	172	UTEX	102,607	102,607	1.15%	1,180
GORE	13,644	0.00%	-	UTFI	114,278	114,278	1.14%	1,303
GSAC	41,610	0.00%	-	UTLE	34,695	34,695	1.14%	396
ICOU	0	0.00%	-	UTMR	76,722	76,722	1.14%	875
MSST	3,780	3.31%	125	UTNT	10,567	10,567	2.94%	311
MWRE	80,201	4.21%	3,376	UTSS	5,618	5,618	3.31%	186
NET	10,558	0.00%	-	UWPD	93,351	93,351	2.08%	308
NUAV	40,080	0.00%	-		46,226	46,226	10.21%	4,720
PLRE	7,267	0.31%	23					
PNGG	22,923	0.00%	-					
PHYG	114,087	1.11%	1,266					
PRMA	194	0.00%	-					
REPO	864,399	2.89%	24,981					
RMWO	111,776	12.98%	14,509					
STD	3,796	2.94%	112					
UEED	336,480	6.12%	20,593					
UEET	279,777	5.03%	14,073					
UMAC	5,307	6.76%	359					

June 2020

CNRE	6,415	0.00%	-		6,415	6,415	0.00%	-
DCIS	1,420,414	1.73%	24,981	DEBS	1,420,414	1,420,414	1.73%	24,973
DEFI	153,177	1.11%	1,700	DEHD	39,566	39,566	0.57%	226
DEMA	8,393,673	4.171	8,393,673	DEMA	8,393,673	8,393,673	0.36%	30,217
DEMF	120,431	1.42%	1,710	DEMF	120,431	120,431	1.42%	1,710
DERE	949,914	0.02%	4,443	DERE	949,914	949,914	0.02%	189
DESC	935,986	2.54%	359	DESC	935,986	935,986	2.54%	23,774

Duke Energy Business Services (DEBS)
 AG-DR-02-042

Resumes:

Refer to the response to AG-DR-01-043 Attachment 1, page 1, related to the 2020 budgeted payroll labor cost separated between expense, capital, and other for DEBS. Provide in the same format the monthly amounts (summed annually) for each of the months included in the test year and in the base year. In addition, provide the allocation percentages and amounts of each of the payroll cost categories of DEBS payroll costs allocated to DEK (Electric) for these two periods and for the actual months recorded in 2019.

Response:

See the below tables for payroll labor cost for DEBS extracted from the company's general ledger system. Only expense is allocated to DE Kentucky from DEBS

	34,351	5.85%	2,010	DESS	149,131	2.06%	3,072
UMDI	22,069	6.76%	1,492	DIETS	752,010	0.57%	4,286
UMEX	6,494	6.76%	439	DGAC	814,425	1.11%	9,040
UMFI	812,461	6.41%	52,079	DGAV	260,136	1.11%	2,888
UMMR	265,373	1.39%	3,689	DGDD	98,855	1.11%	1,097
UMTR	142,024	7.13%	10,126	DGEA	873	1.11%	10
UPPD	228,063	1.14%	2,600	DGEX	388,853	1.11%	4,316
UTAC	353,197	1.10%	3,885	DGFH	258,957	1.11%	2,874
UTDI	1,547	1.34%	21	DGHR	169,104	0.71%	1,201
UTEA	227,642	1.57%	3,574	DGIA	390,742	1.11%	4,337
UTED	123,604	1.15%	1,421	DGIR	115,542	1.11%	1,283
UTET	86,946	1.14%	991	DGPA	840,237	1.11%	9,327
UTEX	126,001	1.14%	1,436	DGPP	164,670	1.11%	1,828
UTFI	90,473	3.15%	2,850	DGFS	504,408	1.11%	5,599
UTLE	73,878	1.14%	842	DHRE	1,939,100	0.71%	13,768
UTMR	11,583	2.94%	341	DHRE	9,819	1.73%	170
UTNT	4,846	3.31%	160	DHRE	-	1.85%	-
UTSS	69,804	2.08%	1,452	DHRE	(54,728)	1.53%	(837)
UTTR	89,614	0.33%	296	DUMR	8,135	1.85%	150
UWPD	58,116	10.21%	5,934	DUMS	202,694	1.14%	2,311
		0.00%	-	DUNSC	184,101	2.57%	1,68
		0.00%	-	ENEA	495,455	1.11%	5,500
CNRE	8,586	0.00%	-	ENEX	(96,987)	1.11%	(1,077)
DCIS	617,676	1.73%	10,686	ENSH	876,983	1.11%	9,735
DEAC	29,241	1.11%	325	FASH	-	0.00%	-
DEFI	137,150	1.11%	1,522	FGHL	38,802	0.00%	-
DEHD	26,752	0.57%	152	FGNS	87,677	0.00%	-
DELH	196,644	0.36%	708	FGNS	116,388	0.00%	-
DENM	5,339,147	0.36%	19,221	FGEF	938	0.00%	-
DEMFI	176,031	1.42%	2,500	FGBL	165,374	0.00%	-
DERE	1,043,411	0.02%	209	FGBV	141,429	0.00%	-
DESC	651,976	2.54%	16,559	FGRS	80,770	0.00%	-
DESS	486,598	2.06%	10,024	FONS	81,249	0.00%	-
DETS	1,206,757	0.57%	6,879	FPEF	404,455	0.00%	-
DGAC	630,458	1.11%	6,998	FPEF	481,111	0.00%	-
DGAV	221,361	1.11%	2,457	FSIN	59,076	0.00%	-
DGCD	88,642	1.11%	984	FSIT	302,453	0.00%	-
DGED	16,479	1.11%	183	FSIT	113,447	0.00%	-
DGEA	311,602	1.11%	3,459	FSKH	53,769	0.00%	-
DGEX	803,790	1.11%	8,922	FSOH	307,457	0.00%	-
DGHR	767,579	0.71%	5,450	FTDV	104,241	0.00%	-
DGIA	340,239	1.11%	3,777	GORE	20,376	0.00%	-
DGIR	102,452	1.11%	1,137	GSAC	80,248	0.00%	-
DGPA	786,151	1.11%	8,726	ICOU	48,866	0.00%	-
DGPP	162,663	1.11%	1,806	IMWRE	55,154	0.00%	-
DGFS	488,501	1.11%	5,422	NET	5,633	3.31%	186
DHRE	957,964	0.71%	6,802	NUAV	42,797	0.00%	-
DILE	89,411	2.02%	157	PURE	5,418	0.31%	9
DLSA	1,868	1.73%	1,547	PNGG	27,880	0.00%	-
DLSG	2,853	1.85%	35	PNVG	9,144	1.11%	102
DUMA	111,322	0.36%	10	REFO	2,475,466	2.89%	71,541
DUMR	86,905	1.53%	1,703	RMWO	61,456	12.98%	7,977
DUMS	210,036	1.85%	1,608	UEED	450,108	6.12%	27,547
DUPS	14,852	1.14%	2,394	UEET	202,398	5.03%	10,181
DURW	261,040	0.33%	49	UNAC	3,590	3.76%	243
DUSC	2,549	2.57%	6,709	UNDI	34,429	5.85%	2,014
DUTP	290,692	1.30%	33	UNEX	24,186	6.76%	1,635
DWSE	768,219	0.36%	1,046	UNFI	15,755	6.76%	1,065
ENEA	(804,866)	1.11%	(8,934)	UNMR	227,248	6.41%	14,567
ENEX	739,543	1.11%	8,209	UNTR	206,787	1.39%	2,874
ENLE				UPPD	211,544	7.13%	-

Duke Energy Business Services (DEBS)
AG-DR-02-042

Request:

Refer to the response to AG-DR-01-043 Attachment 1, page 1, related to the 2020 budgeted payroll labor cost separated between expense, capital, and other for DEBS. Provide in the same format the monthly amounts (summed annually) for each of the months included in the test year and in the base year. In addition, provide the allocation percentages and amounts of each of the payroll cost categories of DEBS payroll costs allocated to DEK (Electric) for these two periods and for the actual months recorded in 2019.

Response:

See the below tables for payroll labor cost for DEBS extracted from the company's general ledger system. Only expense is allocated to DE Kentucky from DEBS

DEHD	32,110	183	0.57%	183	FSOH	307,457	0.00%	-
DELH	83,531	126,208	0.36%	301	FTDV	104,241	0.00%	-
DEMA	5,289,938	100	0.36%	19,044	GORE	20,376	0.00%	-
DEMF	198,920	821	1.42%	2,825	GSAC	80,248	0.00%	-
DERE	812,064	19,196	0.02%	162	ICOU	3,728,808	0.00%	-
DESC	691,392	517,820	2.54%	17,561	MWRE	55,469	2.33%	186
DESS	517,820	1,373,733	2.06%	10,667	NET	5,633	3.31%	-
DETS	1,373,733	610,295	0.57%	7,819	NUAV	42,797	0.00%	9
DGAC	610,295	270,306	1.11%	6,774	PLRE	5,418	0.31%	-
DGAV	270,306	83,718	1.11%	3,000	PNGG	27,890	0.00%	-
DGCD	83,718	22,637	1.11%	929	PNYG	9,144	1.11%	102
DGEA	22,637	293,996	1.11%	251	REPO	12,150	0.00%	-
DGEX	293,996	794,991	1.11%	3,263	RMWO	2,475,466	2.89%	71,541
DGFI	794,991	721,066	1.11%	8,824	UEED	61,456	12.98%	7,977
DGHR	721,066	366,379	0.71%	5,120	UET	450,108	6.12%	27,547
DGIA	366,379	128,272	1.11%	4,067	UMAC	202,398	5.03%	10,181
DGIR	128,272	791,740	1.11%	1,424	UMDI	3,590	6.76%	243
DGPA	791,740	155,732	1.11%	8,788	UMEX	34,429	5.85%	2,014
DGPP	155,732	510,141	1.11%	1,729	UMFI	24,186	6.76%	1,635
DGPF	510,141	989,464	1.11%	5,663	UMMR	15,755	6.76%	1,065
DHRE	989,464	3,247	0.71%	7,025	UMTR	281,454	6.41%	18,041
DILE	3,247	100,309	2.02%	66	UPPD	206,787	1.39%	2,874
DSEA	100,309	2,093	1.73%	1,735	UTAC	211,544	7.13%	-
DSGE	2,093	4,401	0.36%	39	UTDI	357,618	1.14%	4,077
DUMA	4,401	113,029	1.53%	16	UTEA	319,289	1.10%	3,512
DUMR	113,029	82,603	1.85%	1,729	UTED	1,747	1.34%	23
DUMS	82,603	219,371	1.4%	1,528	UTET	241,283	1.57%	3,788
DUPS	219,371	17,890	0.33%	59	UTEX	102,607	1.15%	1,180
DURW	17,890	267,169	2.57%	6,866	UTFI	114,278	1.14%	1,303
DURC	267,169	371,654	0.36%	1,338	UTFL	34,695	1.14%	396
DUTP	371,654	761,926	1.11%	8,457	UTMR	81,868	1.14%	933
DWSE	761,926	923,219	1.11%	8,147	UTNT	10,567	2.94%	311
ENEA	923,219	24,878	0.63%	157	UTSS	5,618	3.31%	186
ENEX	24,878	733,962	1.11%	8,147	UTST	6,948	2.08%	-
ENLE	733,962	2,120	0.68%	14	UTTR	93,351	0.33%	308
ENMA	2,120	45,933	0.00%	-	UWPD	93,351	0.33%	308
ENWS	45,933	99,699	0.00%	-	CHRE	46,226	10.21%	4,720
FASH	99,699	81,265	0.00%	-	DCIS	6,415	0.00%	-
FCHL	81,265	20,850	0.00%	-	DCIS	1,306,817	1.73%	22,608
FCNS	20,850	152,512	0.00%	-	DEFI	149,577	1.11%	1,660
FDEC	152,512	161,427	0.00%	-	DEHD	39,566	0.57%	226
FGRO	161,427	87,020	0.00%	-	DEMA	8,605,054	0.36%	30,963
FGVL	87,020	92,703	0.00%	-	DEMF	120,431	1.42%	1,710
FMNS	92,703	508,606	0.00%	-	DERE	952,627	0.02%	190
FONS	508,606	551,976	0.00%	-	DESC	941,202	2.54%	23,907
PFEC	551,976	71,236	0.00%	-	DESS	149,131	2.06%	3,072
PFEP	71,236	390,667	0.00%	-	DETS	777,371	0.57%	4,431
FSGO	390,667	95,044	0.00%	-	DGAC	814,425	1.11%	9,040
FSIN	95,044	48,477	0.00%	-	DGAV	260,136	1.11%	2,888
FSIT	48,477	119,482	1.73%	157	DGCD	98,855	1.11%	1,097
FSKY	119,482	14,052	0.00%	-	DGEA	873	1.11%	10
FSOH	14,052	36,447	0.00%	-	DGEX	873	1.11%	10
FTDV	36,447	9,102	0.00%	-	DGFI	388,853	1.11%	4,316
GIPA	9,102	1,040,698	0.00%	-	DGHR	258,957	1.11%	2,874
GORE	1,040,698	36,447	0.00%	-	DGIR	169,837	0.71%	1,206
GSAC	36,447	52,604	0.00%	-	DGIA	390,742	1.11%	4,337
ICOU	52,604	85,004	4.21%	153	DGIP	115,542	1.11%	1,283
MSST	85,004	5,628	3.31%	153	DGPA	840,237	1.11%	9,327
MWRE	5,628	85,004	4.21%	153	DGPF	164,670	1.11%	1,828
NET	(5,355)	(5,355)	3.31%	(177)	DGPP	508,917	1.11%	5,649
					DHRE	1,942,349	0.71%	13,791
					DSEA	9,819	1.73%	170

Duke Energy Business Services (DEBS)
AG-DR-02-042

Request:

Refer to the response to AG-DR-01-043 Attachment 1, page 1, related to the 2020 budgeted payroll labor cost separated between expense, capital, and other for DEBS. Provide in the same format the monthly amounts (summed annually) for each of the months included in the test year and in the base year. In addition, provide the allocation percentages and amounts of each of the payroll cost categories of DEBS payroll costs allocated to DEK (Electric) for these two periods and for the actual months recorded in 2019.

Response:

See the below tables for payroll labor cost for DEBS extracted from the company's general ledger system. Only expense is allocated to DE Kentucky from DEBS

DUMR	105,778	1.55%	1,618	DEFL	148,821	1.11%	1,652
DUMS	70,612	1.85%	1,306	DEHD	39,566	0.57%	226
DUPS	194,373	1.14%	2,216	DEMA	8,553,901	0.36%	30,794
DURW	10,637	0.33%	35	DEMF	120,431	1.42%	1,710
DUSC	250,883	2.57%	6,448	DERE	931,821	0.02%	185
DUTP	3,679	1.00%	48	DESC	919,020	2.54%	23,343
DWSE	275,258	0.36%	991	DESS	149,131	2.06%	3,072
ENEA	671,260	1.11%	7,451	DETS	705,502	0.57%	4,021
ENEX	649,902	1.11%	7,214	DSAC	814,425	1.11%	9,040
ENLE	697,818	1.11%	7,746	DGAV	294,012	1.11%	3,264
ENMA	10,818	0.63%	68	DGCD	98,855	1.11%	1,097
ENTS	170	1.13%	2	DGEA	873	1.11%	10
ENWS	860	0.68%	6	DGEX	388,853	1.11%	4,316
FASH	31,753	0.00%	-	DGFI	258,957	1.11%	2,874
FCFL	62,104	0.00%	-	DGHR	170,082	0.71%	1,208
FCNS	44,347	0.00%	-	DGIA	390,742	1.11%	4,337
FDCC	15,792	0.00%	-	DGIR	115,542	1.11%	1,283
FGBO	105,032	0.00%	-	DGPA	840,237	1.11%	9,327
FGVL	85,671	0.00%	-	DGPP	164,670	1.11%	1,828
FMNS	56,745	0.00%	-	DGPS	504,408	1.11%	5,599
FONS	59,767	0.00%	-	DHRE	1,938,700	0.71%	13,765
FPEC	326,672	0.00%	-	DSGA	9,819	1.73%	170
FPEF	379,217	0.00%	-	DSGE	-	1.85%	-
FSGO	56,155	0.00%	-	DUNR	(54,728)	1.53%	(837)
FSIN	258,094	0.00%	-	DUMS	8,135	1.85%	150
FSIT	83,803	0.00%	-	DUPS	202,694	1.14%	2,311
FSKY	37,311	0.00%	-	DUSC	6,532	2.57%	168
FSOH	232,489	0.00%	-	ENEA	469,434	1.11%	5,211
FTDV	81,214	0.00%	-	ENLE	(96,987)	1.11%	(1,077)
GIPIA	5,174	1.73%	90	FASH	879,637	1.11%	9,764
GORE	14,297	0.00%	-	FCFL	38,802	0.00%	-
GSAC	41,285	0.00%	-	FCNS	87,677	0.00%	-
ICOU	1,047,171	0.00%	-	FDCC	116,388	0.00%	-
MNST	3,592	3.31%	119	FGBO	938	0.00%	-
MWRE	80,471	4.21%	3,388	FGVL	165,374	0.00%	-
NET	991	3.31%	33	FMNS	141,429	0.00%	-
NUAV	35,286	0.00%	-	FONS	80,770	0.00%	-
PLRE	7,381	0.31%	23	FPEC	81,249	0.00%	-
PNGG	8,933	0.00%	-	FPEF	481,111	0.00%	-
PNYG	36,119	1.11%	401	FSGO	404,455	0.00%	-
PRMA	165	0.00%	-	FSIN	58,883	0.00%	-
REPO	888,796	2.89%	25,686	FSIT	302,453	0.00%	-
RMWO	90,385	12.98%	11,732	FSKY	114,818	0.00%	-
UEED	544,352	6.12%	33,314	FTDV	53,769	0.00%	-
UEET	249,967	5.03%	12,573	GORE	307,457	0.00%	-
UMAC	3,637	6.76%	246	GSAC	104,241	0.00%	-
UMDI	31,644	5.85%	1,851	ICOU	20,376	0.00%	-
UMEX	21,110	6.76%	1,427	MWRE	80,248	0.00%	-
UMFI	12,243	6.76%	828	NET	3,660,791	0.00%	-
UMMR	827,574	6.41%	53,048	NET	55,154	4.21%	2,322
UMTR	283,702	1.39%	3,665	NUAV	5,633	3.31%	186
UPPD	168,508	7.13%	12,015	PURE	42,797	0.00%	-
UTAC	227,369	1.14%	2,592	PNRE	5,418	0.31%	9
UTDI	424,928	1.10%	4,674	PNGG	12,150	0.00%	-
UTEA	1,659	1.34%	22	PNYG	9,144	1.11%	102
UTED	172,602	1.57%	2,710	REPO	2,475,466	2.89%	71,541
UTET	128,101	1.15%	1,473	RMWO	61,456	12.98%	7,977
UTEX	102,445	1.14%	1,168	UEED	450,108	6.12%	27,547
UTFI	134,286	1.14%	1,531	UEET	202,398	5.03%	10,181
UTFU	83,235	3.15%	2,622	UMAC	3,590	6.76%	243

Duke Energy Business Services (DEBS)
AG-DR-02-042

Request:

Refer to the response to AG-DR-01-043 Attachment 1, page 1, related to the 2020 budgeted payroll labor cost separated between expense, capital, and other for DEBS. Provide in the same format the monthly amounts (summed annually) for each of the months included in the test year and in the base year. In addition, provide the allocation percentages and amounts of each of the payroll cost categories of DEBS payroll costs allocated to DEK (Electric) for these two periods and for the actual months recorded in 2019.

Response:

See the below tables for payroll labor cost for DEBS extracted from the company's general ledger system. Only expense is allocated to DE Kentucky from DEBS

	Request		Response		Request		Response		Request		Response	
	5/19	10/20	5/19	10/20	5/19	10/20	5/19	10/20	5/19	10/20	5/19	10/20
UTLE	57,591	1.14%	57,591	1.14%								
UTMR	12,981	2.94%	12,981	2.94%								
UTNT	4,100	3.31%	4,100	3.31%								
UTSS	82,433	2.08%	86,277	2.08%								
UTTR	90,537	0.33%	90,537	0.33%	3,844							
UWPD	44,299	10.21%	44,299	10.21%								
	211,544		211,544									
May 2019												
CNRE	7,012	0.00%	7,012	0.00%								
DCIS	508,990	1.73%	508,990	1.73%								
DEAC	47,969	1.11%	47,969	1.11%								
DEFI	113,656	1.11%	113,656	1.11%								
DEHD	27,787	0.57%	27,787	0.57%								
DEHL	92,988	0.36%	431,454	0.36%	358,466							
DEMA	4,624,043	193	4,624,236	1.42%	183							
DEMF	170,359	1.42%	170,359	1.42%	564							
DERE	833,627	1.42%	834,191	0.02%								
DESC	663,539	14,755	663,539	2.54%	14,755							
DESS	420,696		420,696	2.06%	2,228							
DETS	1,055,968	0.57%	1,055,968	0.57%								
DGAC	573,417	1.11%	573,417	1.11%								
DGAV	226,240	1.11%	226,240	1.11%								
DGCD	85,105	1.11%	85,105	1.11%								
DGEA	31,087	1.11%	31,087	1.11%								
DGEX	103,132	1.11%	103,132	1.11%								
DGFI	729,442	1.11%	729,442	1.11%								
DGHR	660,658	0.71%	660,658	0.71%								
DGIA	338,708	1.11%	338,708	1.11%								
DGIR	102,920	1.11%	102,920	1.11%								
DGPA	741,351	1.11%	741,351	1.11%								
DGPP	139,947	990	139,947	1.11%	990							
DGPF	379,108	1.11%	379,108	1.11%								
DHRE	861,947	0.71%	861,947	0.71%	28,576							
DIEE	5,900	2.02%	5,900	2.02%								
DIGA	75,389	1.73%	75,389	1.73%								
DIGE	9,480	1.85%	9,479	1.85%								
DUMA	1,101	0.36%	1,101	0.36%								
DUMR	59,632	1.53%	59,632	1.53%	4							
DUMS	(10,620)	1.85%	(10,620)	1.85%	(186)							
DUPS	172,496	1.44%	172,496	1.44%								
DURW	16,281	0.33%	16,281	0.33%								
DUSC	243,867	1.44%	243,867	1.44%								
DUTP	3,500	1.30%	3,500	1.30%								
DWSE	279,602	0.36%	279,602	0.36%								
ENEA	621,397	1.11%	621,397	1.11%								
ENEX	649,902	1.11%	649,902	1.11%								
ENLE	686,675	1.11%	686,675	1.11%								
ENMA	13,669	0.63%	13,669	0.63%	86							
ENWS	1,040	0.68%	1,040	0.68%	7							
FASH	36,231	0.00%	36,231	0.00%								
FCHL	62,207	0.00%	62,207	0.00%								
FCNS	49,980	0.00%	49,980	0.00%								
FDEC	19,063	0.00%	19,063	0.00%								
FBRO	110,262	0.00%	110,262	0.00%								
FGVL	107,967	0.00%	107,967	0.00%								
FMNS	55,373	0.00%	55,373	0.00%								
FONS	67,429	0.00%	67,429	0.00%								
FOTH	300	0.00%	300	0.00%								
FPEC	319,300	0.00%	319,300	0.00%								
FPFE	368,427	0.00%	368,427	0.00%								
FSGO	44,295	0.00%	44,295	0.00%								

October 2020

	10/20	Request	Response	Request	Response	Request	Response
	6,415	0.00%	6,415	0.00%	6,415	0.00%	6,415
CNRE	6,415	0.00%	6,415	0.00%			
DCIS	1,990,878	1.73%	1,990,878	1.73%			
DEFI	148,821	1.11%	148,821	1.11%			
DEHD	39,566	0.57%	39,566	0.57%			
DEMA	8,755,097	0.36%	8,755,097	0.36%			
DEMF	120,431	1.42%	120,431	1.42%			
DERE	927,085	0.02%	927,085	0.02%			
DESC	919,020	2.54%	919,020	2.54%			
DESS	149,131	2.06%	149,131	2.06%			
DGAC	766,503	0.57%	766,503	0.57%			
DGAV	814,425	1.11%	814,425	1.11%			
DGAV	260,136	1.11%	260,136	1.11%			
DGCD	98,855	1.11%	98,855	1.11%			
DGEA	873	1.11%	873	1.11%			
DGEX	388,853	1.11%	388,853	1.11%			
DGFI	258,957	1.11%	258,957	1.11%			
DGHR	170,082	0.71%	170,082	0.71%			
DGIA	390,742	1.11%	390,742	1.11%			
DGIR	115,542	1.11%	115,542	1.11%			
DGPA	840,237	1.11%	840,237	1.11%			
DGPP	164,670	1.11%	164,670	1.11%			
DGPS	504,408	1.11%	504,408	1.11%			
DHRE	1,938,700	0.71%	1,938,700	0.71%			
DIGA	9,819	1.73%	9,819	1.73%			
DIGE	(54,728)	1.53%	(54,728)	1.53%			
DUMR	8,135	1.85%	8,135	1.85%			
DUMS	202,694	1.44%	202,694	1.44%			
DUPS	6,552	2.57%	6,552	2.57%			
DUSC	190,653	1.11%	190,653	1.11%			
ENEA	469,320	1.11%	469,320	1.11%			
ENEX	(96,987)	1.11%	(96,987)	1.11%			
ENLE	876,983	1.11%	876,983	1.11%			
FASH	38,802	0.00%	38,802	0.00%			
FCHL	87,677	0.00%	87,677	0.00%			
FCNS	116,388	0.00%	116,388	0.00%			
FDEC	938	0.00%	938	0.00%			
FBRO	165,374	0.00%	165,374	0.00%			
FGVL	141,429	0.00%	141,429	0.00%			
FMNS	80,770	0.00%	80,770	0.00%			
FONS	81,249	0.00%	81,249	0.00%			

Duke Energy Business Services (DEBS)
AG-DR-02-042

Request:

Refer to the response to AG-DR-01-043 Attachment 1, page 1, related to the 2020 budgeted payroll labor cost separated between expense, capital, and other for DEBS. Provide in the same format the monthly amounts (summed annually) for each of the months included in the test year and in the base year. In addition, provide the allocation percentages and amounts of each of the payroll cost categories of DEBS payroll costs allocated to DEK (Electric) for these two periods and for the actual months recorded in 2019.

Response:

See the below tables for payroll labor cost for DEBS extracted from the company's general ledger system. Only expense is allocated to DE Kentucky from DEBS

Code	2019	2020	2019 %	2020 %	Code	2019	2020	2019 %	2020 %
DGIA	381,824	381,824	1.11%	1.11%	DGIR	115,542	115,542	1.11%	1.11%
DGIR	111,499	111,499	1.11%	1.11%	DGPA	840,237	840,237	1.11%	1.11%
DGPA	159,212	159,212	1.11%	1.11%	DGPP	164,670	164,670	1.11%	1.11%
DGPP	504,408	504,408	1.11%	1.11%	DGFS	504,408	504,408	1.11%	1.11%
DGFS	1,815,880	1,815,880	0.71%	0.71%	DHRE	1,938,700	1,938,700	0.71%	0.71%
DHRE	9,487	9,487	1.73%	1.73%	DHSE	9,819	9,819	1.73%	1.73%
DHSE	(0)	(0)	1.85%	1.85%	DUMR	(54,728)	(54,728)	1.85%	1.85%
DUMR	133,652	133,652	1.53%	1.53%	DUMS	8,135	8,135	1.85%	1.85%
DUMS	70,698	70,698	1.85%	1.85%	DUPS	202,694	202,694	1.46%	1.46%
DUPS	203,546	203,546	1.14%	1.14%	DUSC	6,552	6,552	2.57%	2.57%
DUSC	73,666	73,666	2.57%	2.57%	ENEA	474,283	474,283	1.11%	1.11%
DWSE	305,320	305,320	0.36%	0.36%	ENEX	(96,987)	(96,987)	1.11%	1.11%
ENEA	495,291	495,291	1.11%	1.11%	ENLE	876,983	876,983	1.11%	1.11%
ENEX	11,731	11,731	1.11%	1.11%	FASH	38,802	38,802	0.00%	0.00%
ENLE	856,113	856,113	1.11%	1.11%	FCFL	87,677	87,677	0.00%	0.00%
FASH	36,550	36,550	0.00%	0.00%	FCNS	98,558	98,558	0.00%	0.00%
FCFL	81,515	81,515	0.00%	0.00%	FDEC	938	938	0.00%	0.00%
FCNS	83,003	83,003	0.00%	0.00%	FGBO	165,374	165,374	0.00%	0.00%
FDEC	1,051	1,051	0.00%	0.00%	FGVL	141,429	141,429	0.00%	0.00%
FGBO	154,243	154,243	0.00%	0.00%	FMNS	80,770	80,770	0.00%	0.00%
FGVL	131,502	131,502	0.00%	0.00%	FONS	81,249	81,249	0.00%	0.00%
FMNS	89,235	89,235	0.00%	0.00%	FPEC	404,455	404,455	0.00%	0.00%
FONS	85,790	85,790	0.00%	0.00%	FFEF	58,895	58,895	0.00%	0.00%
FPEC	381,918	381,918	0.00%	0.00%	FSGO	481,111	481,111	0.00%	0.00%
FFEF	458,310	458,310	0.00%	0.00%	FSIN	302,453	302,453	0.00%	0.00%
FSGO	58,932	58,932	0.00%	0.00%	FSKY	118,242	118,242	0.00%	0.00%
FSIN	282,774	282,774	0.00%	0.00%	FTDV	104,241	104,241	0.00%	0.00%
FSKY	123,592	123,592	0.00%	0.00%	GIPR	7,777	7,777	0.00%	0.00%
FTDV	52,031	52,031	0.00%	0.00%	GSAC	48,866	48,866	0.00%	0.00%
GIPR	290,328	290,328	0.00%	0.00%	ICOU	3,674,506	3,674,506	0.00%	0.00%
GSAC	97,122	97,122	0.00%	0.00%	MWRE	55,154	55,154	4.21%	4.21%
GORE	3,881	3,881	1.73%	1.73%	NET	5,633	5,633	3.31%	3.31%
GORE	45,318	45,318	29,508	29,508	NUAV	42,797	42,797	0.00%	0.00%
ICOU	13,924	13,924	4,251,097	4,251,097	PLRE	5,418	5,418	0.31%	0.31%
MWRE	54,373	54,373	4.21%	4.21%	PNGG	12,150	12,150	0.00%	0.00%
NET	6,625	6,625	3.31%	3.31%	PNGY	9,144	9,144	1.11%	1.11%
NUAV	41,350	41,350	0.00%	0.00%	REPO	2,475,466	2,475,466	2.89%	2.89%
PLRE	2,966	2,966	0.31%	0.31%	RMWO	61,456	61,456	12.98%	12.98%
PNGG	7,878	7,878	0.00%	0.00%	UEED	450,108	450,108	6.12%	6.12%
PNGY	9,248	9,248	1.11%	1.11%	UEET	202,398	202,398	5.03%	5.03%
REPO	1,336,675	1,336,675	2.89%	2.89%	UMAC	3,590	3,590	6.76%	6.76%
RMWO	60,075	60,075	12.98%	12.98%	UMDI	34,429	34,429	5.85%	5.85%
UEED	634,297	634,297	6.12%	6.12%	UTAC	24,186	24,186	6.76%	6.76%
UEET	275,299	275,299	5.03%	5.03%	UTDI	15,755	15,755	6.76%	6.76%
UMAC	5,836	5,836	6.76%	6.76%	UTEA	227,248	227,248	6.41%	6.41%
UMDI	34,429	34,429	5.85%	5.85%	UTET	206,787	206,787	1.99%	1.99%
UTAC	15,222	15,222	6.76%	6.76%	UTMR	211,544	211,544	7.13%	7.13%
UTDI	228,049	228,049	6.41%	6.41%	UTNT	357,618	357,618	1.14%	1.14%
UTEA	281,471	281,471	1.39%	1.39%	UTRF	319,289	319,289	1.10%	1.10%
UTET	330,922	330,922	1.14%	1.14%	UTTE	1,747	1,747	1.94%	1.94%
UTMR	349,400	349,400	1.10%	1.10%	UTUD	241,283	241,283	1.57%	1.57%
UTNT	1,747	1,747	1.34%	1.34%	UTUF	102,607	102,607	1.15%	1.15%
UTRF	275,948	275,948	1.57%	1.57%	UTUL	114,278	114,278	1.14%	1.14%
UTTE	118,039	118,039	1.15%	1.15%	UTUR	34,695	34,695	1.14%	1.14%
UTUD	103,889	103,889	1.14%	1.14%	UTUS	76,722	76,722	1.14%	1.14%
UTUF	33,522	33,522	1.14%	1.14%	UTVM	10,567	10,567	2.94%	2.94%
UTUS	382	382	0.00%	0.00%	UTVT	5,618	5,618	3.31%	3.31%
UTVM	1,184	1,184	1.14%	1.14%					
UTVT	382	382	0.00%	0.00%					

Duke Energy Business Services (DEBS)
AG-DR-02-042

Request:

Refer to the response to AG-DR-01-043 Attachment 1, page 1, related to the 2020 budgeted payroll labor costs separated between expense, capital, and other for DEBS. Provide in the same format the monthly amounts (summed annually) for each of the months included in the test year and in the base year. In addition, provide the allocation percentages and amounts of each of the payroll cost categories of DEBS payroll costs allocated to DEK (Electric) for these two periods and for the actual months recorded in 2019.

Response:

See the below tables for payroll labor cost for DEBS extracted from the company's general ledger system. Only expense is allocated to DE Kentucky from DEBS

	13,331	3,31%	441		9,144	1,11%	102
MSST	54,373	4.21%	2,289		2,475,466	2.89%	71,541
MWRE	6,625	3.31%	219		61,456	12.98%	7,977
NET	41,350	0.00%	-		450,108	6.12%	27,547
NUAV	2,966	0.31%	9		202,398	5.03%	10,181
PLRE	7,878	0.00%	-		3,590	6.76%	243
PNGG	9,248	1.11%	103		34,429	5.85%	2,014
PNGV	1,336,675	2.89%	38,630		24,186	6.76%	1,635
REPO	60,075	12.98%	7,798		15,755	6.76%	1,065
RMWO	634,297	6.12%	38,819		281,465	6.41%	18,042
UEED	275,299	5.03%	13,848		206,787	1.39%	2,874
UEET	5,836	6.76%	395		211,544	7.13%	-
UMAC	34,429	5.85%	2,014		357,618	1.14%	4,077
UMDI	15,222	6.76%	1,029		319,289	1.10%	5,512
UMFI	228,049	6.41%	14,618		1,747	1.34%	23
UMMR	281,471	1.39%	3,912		241,283	1.57%	3,788
UMTR	211,544	7.13%	-		102,607	1.15%	1,180
UPPD	330,922	1.4%	3,773		114,278	1.14%	1,303
UTAC	349,400	1.10%	3,843		34,695	1.14%	396
UTDI	1,747	1.34%	23		81,868	1.14%	933
UTEA	275,948	1.57%	4,332		10,567	2.94%	311
UTED	118,039	1.15%	1,357		5,618	3.31%	186
UTET	103,889	1.14%	1,184		93,351	0.33%	-
UTEX	33,522	1.14%	382		46,226	10.21%	4,720
UTFI	74,128	1.14%	845		-	0.00%	-
UTLE	2,085	2.94%	61		6,198	1.73%	25,133
UTMR	58,293	3.31%	1,663		1,452,788	1.11%	1,630
UTNT	50,243	2.08%	-		146,862	0.57%	218
UTSS	90,930	0.33%	300		38,228	0.86%	35,551
UTTR	46,226	10.21%	4,720		9,875,149	1.42%	1,652
UWPD	6,415	0.00%	-		116,358	0.02%	182
	1,408,439	1.73%	24,366		908,401	2.54%	23,073
	149,357	1.11%	1,658		144,088	2.06%	2,968
	40,445	0.57%	231		12,595,707	0.57%	71,796
	8,232,188	0.36%	29,636		781,897	1.11%	8,679
	123,107	1.42%	1,748		251,339	1.11%	2,790
	943,292	0.02%	189		95,405	1.11%	1,059
	940,885	2.34%	23,898		844	1.11%	9
	164,945	2.06%	3,398		377,468	1.11%	4,190
	1,696,505	0.57%	9,670		224,717	0.71%	2,494
	788,935	1.11%	8,757		161,094	1.11%	4,186
	246,392	1.11%	2,735		377,147	1.11%	1,144
	100,751	1.11%	1,118		111,522	1.11%	1,238
	873	1.11%	10		823,328	1.11%	9,139
	367,671	1.11%	4,081		161,819	1.11%	1,796
	769,181	0.71%	8,538		492,223	1.11%	5,464
	161,992	1.11%	1,150		1,885,164	0.71%	13,385
	381,824	1.11%	4,238		9,487	1.73%	164
	111,499	1.11%	1,238		-	1.85%	-
	827,319	1.11%	9,183		(56,495)	1.53%	(864)
	161,819	1.11%	1,796		7,871	1.85%	146
	508,917	1.11%	5,649		192,862	1.44%	2,199
	1,819,129	0.71%	12,916		190,653	2.57%	168
	9,487	1.73%	164		537,191	1.11%	5,954
	(0)	1.85%	-		(96,987)	1.11%	(1,077)
	(0)	1.53%	-		892,884	1.11%	9,911
	133,652	1.53%	2,045		38,802	0.00%	-
	70,698	1.85%	1,308		87,677	0.00%	-
	207,879	1.14%	2,370		-	-	-
	73,666	2.57%	1,893		-	-	-

August 2019

January 2021

Duke Energy Business Services (DEBS)
AG-DR-02-042

Request:

Refer to the response to AG-DR-01-043 Attachment 1, page 1, related to the 2020 budgeted payroll labor cost separated between expense, capital, and other for DEBS. Provide in the same format the monthly amounts (summed annually) for each of the months included in the test year and in the base year. In addition, provide the allocation percentages and amounts of each of the payroll cost categories of DEBS payroll costs allocated to DEK (Electric) for these two periods and for the actual months recorded in 2019.

Response:

See the below tables for payroll labor cost for DEBS extracted from the company's general ledger system. Only expense is allocated to DE Kentucky from DEBS

DEBS	2019	2020	2019	2020	2019	2020	2019	2020	2019	2020	2019	2020
DEMF	123,107	99,478	123,107	99,478	1.42%	0.02%	1748	182	DGCD	95,405	1,11%	1,059
DEBE	909,478	4,385	913,864	182	0.02%	0.02%	182	844	DGEA	844	1.11%	9
DESC	918,701		918,701		2.54%	2.54%	23,335	23,335	DGEX	377,468	1.11%	844
DESS	164,945		164,945		2.06%	2.06%	3,398	3,398	DGFI	224,717	1.11%	4,190
DETS	1,462,681		1,462,681		0.57%	0.57%	8,337	8,337	DGHR	160,805	0.71%	2,494
DGAC	787,024		787,024		1.11%	1.11%	8,736	8,736	DGIA	377,147	1.11%	4,186
DGAV	279,112		279,112		1.11%	1.11%	3,098	3,098	DGIR	111,522	1.11%	1,238
DGCD	100,751		100,751		1.11%	1.11%	1,118	1,118	DGPA	811,221	1.11%	9,005
DGEA	873		873		1.11%	1.11%	4,081	4,081	DGPP	159,102	1.11%	1,766
DGEX	367,671		367,671		1.11%	1.11%	8,538	8,538	DGPR	492,223	1.11%	5,464
DGFI	769,181		769,181		0.71%	0.71%	1,152	1,152	DHRE	1,885,163	0.71%	13,385
DGHR	162,236		162,236		1.11%	1.11%	4,238	4,238	DSGE	9,487	1.73%	164
DGIA	381,824		381,824		1.11%	1.11%	12,890	164	DUMR	(57,200)	1.85%	-
DGIR	111,499		111,499		1.11%	1.11%	1,238	1,238	DUMS	7,871	1.53%	(875)
DGPA	815,212		815,212		1.11%	1.11%	9,049	9,049	DUPS	192,862	1.44%	1,46
DGPP	159,102		159,102		1.11%	1.11%	1,766	1,766	DUSC	6,552	2.57%	2,199
DGPR	504,408		504,408		1.11%	1.11%	5,599	5,599	ENEA	506,599	1.14%	1,68
DGPR	1,815,480		1,815,480		0.71%	0.71%	12,890	12,890	ENEX	(96,987)	1.11%	5,612
DHRE	9,487		9,487		1.73%	1.73%	164	164	ENLE	845,651	1.11%	(1,077)
DSGE	(0)		(0)		1.85%	1.85%	-	-	FASH	38,802	0.00%	9,387
DUMR	133,652		133,652		1.53%	1.53%	2,045	2,045	FCFL	87,677	0.00%	-
DUMS	70,698		70,698		1.85%	1.85%	1,308	1,308	FCNS	98,558	0.00%	-
DUPS	203,546		203,546		1.14%	1.14%	2,320	2,320	FDEC	711	0.00%	-
DUSC	73,666		73,666		2.57%	2.57%	1,893	1,893	FGBO	165,374	0.00%	-
DWSE	305,487		305,487		0.36%	0.36%	1,100	1,100	FGVJ	141,429	0.00%	-
ENEA	469,270		469,270		1.11%	1.11%	5,209	5,209	FMNS	80,770	0.00%	-
ENEX	11,731		11,731		1.11%	1.11%	130	130	FONS	81,749	0.00%	-
ENLE	911,192		911,192		1.11%	1.11%	10,114	10,114	FPEF	404,344	0.00%	-
FASH	36,550		36,550		0.00%	0.00%	-	-	FSGO	481,086	0.00%	-
FCFL	81,515		81,515		0.00%	0.00%	-	-	FSIN	59,327	0.00%	-
FCNS	83,003		83,003		0.00%	0.00%	-	-	FST	302,392	0.00%	-
FDEC	203,546		203,546		0.00%	0.00%	-	-	FSKY	110,364	0.00%	-
FGBO	154,243		154,243		0.00%	0.00%	-	-	FTDV	53,748	0.00%	-
FGVJ	131,502		131,502		0.00%	0.00%	-	-	GSAC	104,241	0.00%	-
FMNS	89,235		89,235		0.00%	0.00%	-	-	ICOU	19,687	0.00%	-
FONS	85,790		85,790		0.00%	0.00%	-	-	MWRE	77,534	0.00%	-
FPEF	381,918		381,918		0.00%	0.00%	-	-	NET	53,298	4.21%	2,244
FSGO	458,310		458,310		0.00%	0.00%	-	-	NUAV	5,633	3.31%	186
FSIN	58,738		58,738		0.00%	0.00%	-	-	PLRE	41,350	0.00%	-
FST	123,710		123,710		0.00%	0.00%	-	-	PNYG	27,202	0.31%	9
FSKY	52,031		52,031		0.00%	0.00%	-	-	REPO	2,470,038	0.00%	-
FSDH	290,328		290,328		0.00%	0.00%	-	-	RMWO	58,044	2.89%	102
FTDV	97,122		97,122		0.00%	0.00%	-	-	UEED	434,887	12.98%	7,534
GIPA	3,881		3,881		1.73%	1.73%	67	67	UEET	195,564	6.12%	26,615
GORE	7,777		7,777		0.00%	0.00%	-	-	UMAC	3,468	5.03%	9,837
GSAC	45,318		45,318		0.00%	0.00%	-	-	UMDI	33,265	6.76%	234
ICOU	13,924		13,924		0.00%	0.00%	-	-	UMEX	24,186	5.85%	1,946
MWRE	54,373		54,373		4.21%	4.21%	2,289	2,289	UMFI	15,441	6.76%	1,635
NET	6,625		6,625		3.31%	3.31%	219	219	UMNR	221,433	6.41%	1,044
NUAV	2,966		2,966		0.00%	0.00%	-	-	UPPD	199,802	1.39%	2,777
PLRE	7,878		7,878		0.00%	0.00%	-	-	UTAC	345,525	7.13%	-
PNYG	9,248		9,248		0.00%	0.00%	-	-	UTDI	206,853	1.14%	3,939
REPO	1,336,675		1,336,675		2.89%	2.89%	38,630	38,630	UTEA	308,492	1.10%	3,393
RMWO	60,075		60,075		12.98%	12.98%	7,798	7,798	UTED	1,688	1.34%	23
UEED	634,297		634,297		6.12%	6.12%	13,848	13,848				
UEET	275,299		275,299		5.03%	5.03%	395	395				
UMAC	5,836		5,836		6.76%	6.76%						

Duke Energy Business Services (DEBS)
AG-DR-02-042

Request:

Refer to the response to AG-DR-01-043 Attachment 1, page 1, related to the 2020 budgeted payroll labor cost separated between expense, capital, and other for DEBS. Provide in the same format the monthly amounts (summed annually) for each of the months included in the test year and in the base year. In addition, provide the allocation percentages and amounts of each of the payroll cost categories of DEBS payroll costs allocated to DEK (Electric) for these two periods and for the actual months recorded in 2019.

Response:

See the below tables for payroll labor cost for DEBS extracted from the company's general ledger system. Only expense is allocated to DE Kentucky from DEBS

	34,429	5.85%	2,014	UTET	98,960	1.15%	1,138
UMDI	15,222	6.76%	1,029	UTEX	103,889	1.14%	1,184
UMNR	228,049	6.41%	14,618	UTFI	33,741	1.14%	385
UMTR	281,471	3.95%	3,912	UTLE	74,151	1.16%	845
UPPD	211,544	7.13%	3,773	UTMR	10,567	2.94%	311
UTAC	330,922	1.14%	3,773	UTMT	5,527	3.31%	183
UTDI	349,400	1.10%	3,643	UTSS	6,713	2.08%	298
UTEA	1,747	1.34%	23	UTTR	90,194	0.33%	298
UTED	275,948	1.57%	4,332	UWPD	44,663	10.21%	4,560
UTET	118,039	1.15%	1,357				
UTEX	103,889	1.14%	1,184				
UTFI	33,522	1.14%	382				
UTLE	79,100	1.14%	902				
UTMR	2,085	2.94%	61				
UTNT	50,243	3.31%	1,663				
UTSS	90,930	2.08%	300				
UTTR	46,226	10.21%	4,720				
UWPD	6,415	0.00%	-				
	1,371,389	1.73%	23,725				
	148,601	1.11%	1,649				
	40,445	0.57%	231				
	8,395,534	0.36%	30,209				
	123,107	1.42%	1,748				
	903,468	0.02%	180				
	918,701	2.54%	23,335				
	164,945	2.06%	3,398				
	1,460,687	0.57%	8,326				
	787,024	1.11%	8,736				
	246,392	1.11%	2,735				
	100,751	1.11%	1,118				
	873	1.11%	10				
	367,671	1.11%	4,081				
	769,181	1.11%	8,538				
	162,236	0.71%	1,152				
	381,824	1.11%	4,238				
	111,499	1.11%	1,238				
	815,212	1.11%	9,049				
	159,102	1.11%	1,766				
	504,408	1.11%	5,599				
	1,815,480	0.71%	12,890				
	9,487	1.73%	164				
	(0)	1.85%	-				
	133,652	1.53%	2,045				
	70,698	1.85%	1,308				
	203,546	1.14%	2,320				
	73,666	2.57%	1,893				
	305,376	0.36%	1,099				
	468,336	1.11%	5,199				
	11,731	1.11%	130				
	856,113	1.11%	9,503				
	37,211	0.00%	-				
	83,468	0.00%	-				
	84,233	0.00%	-				
	1,051	0.00%	-				
	154,804	0.00%	-				
	134,692	0.00%	-				
	91,123	0.00%	-				
	87,716	0.00%	-				
	6,415	0.00%	-				
	1,316,639	1.73%	23,725				
	153,282	1.11%	1,649				
	39,566	0.57%	231				
	8,572,365	0.36%	30,209				
	120,431	1.42%	1,748				
	931,201	0.02%	180				
	958,573	2.54%	23,335				
	149,131	2.06%	3,398				
	714,701	0.57%	8,326				
	814,425	1.11%	8,736				
	293,963	1.11%	2,735				
	98,855	1.11%	1,118				
	873	1.11%	10				
	388,853	1.11%	4,081				
	258,957	1.11%	169,121				
	169,121	0.71%	1,152				
	390,742	1.11%	4,238				
	115,542	1.11%	1,238				
	840,237	1.11%	9,049				
	164,670	1.11%	1,766				
	508,917	1.11%	5,599				
	1,942,749	0.71%	12,890				
	9,819	1.73%	164				
	(55,433)	1.53%	-				
	8,135	1.85%	1,308				
	207,027	1.14%	2,320				
	190,653	2.57%	1,893				
	541,711	1.11%	5,199				
	(96,987)	1.11%	130				
	925,757	1.11%	9,503				
	38,802	0.00%	-				
	87,677	0.00%	-				
	98,558	0.00%	-				
	938	0.00%	-				
	165,374	0.00%	-				
	141,429	0.00%	-				
	80,770	0.00%	-				
	81,249	0.00%	-				
	404,455	0.00%	-				
	481,111	0.00%	-				
	60,102	0.00%	-				
	302,453	0.00%	-				
	115,106	0.00%	-				
	53,769	0.00%	-				
	307,457	0.00%	-				
	104,241	0.00%	-				
	7,777	12.599	-				
	48,866	31.382	-				

Duke Energy Business Services (DEBS)
AG-DR-02-042

Request:

Refer to the response to AG-DR-01-043 Attachment 1, page 1, related to the 2020 budgeted payroll labor costs separated between expense, capital, and other for DEBS. Provide in the same format the monthly amounts (summed annually) for each of the months included in the test year and in the base year. In addition, provide the allocation percentages and amounts of each of the payroll cost categories of DEBS payroll costs allocated to DEK (Electric) for these two periods and for the actual months recorded in 2019.

Response:

See the below tables for payroll labor cost for DEBS extracted from the company's general ledger system. Only expense is allocated to DE Kentucky from DEBS

	388,373	388,373	388,373	0.00%	-	ICOU	3,703,601	0.00%	-	
FPEC	456,388	456,388	456,388	0.00%	-	MWRE	55,142	4.21%	2,321	
FSGO	58,738	58,738	58,738	0.00%	-	NET	5,633	3.31%	186	
FSIN	282,774	282,774	282,774	0.00%	-	NUAV	42,797	0.00%	-	
FSIT	126,151	126,151	126,151	0.00%	-	PLRE	2,966	0.31%	9	
FSKY	52,031	52,031	52,031	0.00%	-	PNGG	12,150	0.00%	-	
FSOH	290,328	290,328	290,328	0.00%	-	PNYG	9,144	1.11%	102	
FTDV	99,123	99,123	99,123	0.00%	-	REPO	2,475,654	2.89%	71,946	
GIPA	3,881	3,881	3,881	1.73%	67	RMWO	61,456	12.98%	7,977	
GORE	7,777	12,599	20,376	0.00%	-	UEED	460,863	6.12%	28,205	
GSAC	45,318	29,508	74,825	0.00%	-	UEET	204,955	5.03%	10,309	
ICOU	13,924	4,291,734	46,040	0.00%	-	UMAC	3,590	6.76%	243	
MST	13,331	13,331	4,351,698	0.00%	-	UMDI	34,429	5.85%	2,014	
MWRE	54,373	54,373	54,373	3.31%	441	UMEX	24,186	6.76%	1,655	
NET	6,625	6,625	6,625	3.31%	219	UMFI	15,755	6.76%	1,065	
NUAV	2,966	2,966	41,350	0.00%	-	UMMR	221,528	6.41%	14,200	
PLRE	7,878	7,878	5,418	0.31%	9	UMTR	207,233	1.39%	2,881	
PNGG	9,248	9,248	7,878	0.00%	-	UPPD	282,378	7.13%	4,077	
REPO	1,336,675	1,336,675	9,248	1.11%	103	UTAC	357,618	1.14%	3,568	
RMWO	60,075	60,075	1,336,675	2.89%	38,630	UTDI	324,404	1.10%	3,788	
UEED	634,297	634,297	60,075	12.98%	7,798	UTEA	1,747	1.34%	23	
UEET	275,299	275,299	634,297	6.12%	38,819	UTED	241,283	1.57%	3,788	
UMAC	5,836	5,836	275,299	5.03%	13,848	UTET	102,607	1.15%	1,180	
UMDI	34,429	34,429	5,836	6.76%	395	UTFI	114,278	1.14%	1,103	
UMFI	15,222	15,222	34,429	5.85%	2,014	UTLE	34,695	1.14%	396	
UMMR	228,049	228,049	15,222	6.76%	1,029	UTLR	81,868	1.14%	933	
UMTR	281,471	281,471	228,049	6.41%	14,618	UTMT	10,567	2.94%	311	
UPPD	330,922	330,922	281,471	1.39%	3,912	UTSS	5,618	3.31%	186	
UTAC	349,400	349,400	211,544	7.13%	3,773	UTTR	93,539	2.08%	309	
UTDI	1,747	1,747	330,922	1.14%	3,843	UWPD	46,226	0.33%	-	
UTEA	275,948	275,948	349,400	1.07%	3,843	Grand Total	324,364,042	55,657,110	36,543,710	416,564,863
UTED	118,039	118,039	1,747	1.34%	23					4,037,283
UTET	103,889	103,889	275,948	1.57%	4,332					
UTFI	33,522	33,522	118,039	1.15%	1,357					
UTLE	74,128	74,128	103,889	1.14%	1,184					
UTLR	2,085	2,085	33,522	1.4%	382					
UTMT	50,249	50,249	74,128	1.4%	845					
UTSS	90,930	90,930	2,085	2.94%	61					
UTTR	46,226	46,226	50,249	3.31%	1,663					
UWPD	6,415	6,415	90,930	2.08%	300					
	1,288,332	1,288,332	46,226	10.21%	4,720					
CNRE	6,415	6,415	-	0.00%	-					
DCIS	148,601	148,601	6,415	0.00%	-					
DEFI	40,445	40,445	1,288,332	1.73%	22,288					
DEHD	8,429,502	8,429,502	148,601	1.11%	1,649					
DEMA	123,107	123,107	40,445	0.57%	231					
DERE	899,083	899,083	8,429,502	0.36%	30,346					
DESC	164,945	164,945	123,107	1.42%	1,748					
DESS	1,459,101	1,459,101	903,468	0.02%	180					
DETS	787,024	787,024	918,701	2.54%	23,335					
DGAC	246,392	246,392	164,945	2.06%	3,398					
DGAV	100,751	100,751	1,459,101	0.57%	8,317					
DGCD	367,671	367,671	787,024	1.11%	8,736					
DGEA	769,181	769,181	246,392	1.11%	2,735					
DGEF	162,236	162,236	100,751	1.11%	1,118					
DGFI			873	1.11%	10					
DGFR			367,671	1.11%	4,081					
DGHR			769,181	1.11%	8,538					
			162,236	0.71%	1,152					

November 2019

Duke Energy Business Services (DEBS)
 AG-DR-02-042

Request:

Refer to the response to AG-DR-01-043 Attachment 1, page 1, related to the 2020 budgeted payroll labor costs separated between expense, capital, and other for DEBS. Provide in the same format the monthly amounts (summed annually) for each of the months included in the test year and in the base year. In addition, provide the allocation percentages and amounts of each of the payroll cost categories of DEBS payroll costs allocated to DEK (Electric) for these two periods and for the actual months recorded in 2019.

Response:

See the below tables for payroll labor cost for DEBS extracted from the company's general ledger system. Only expense is allocated to DE Kentucky from DEBS

	381,824	381,824	1.11%	4,238
DGIA	381,824		1.11%	4,238
DGIR	111,499		1.11%	1,238
DGPA	815,212		1.11%	9,049
DGPP	159,102		1.11%	1,766
DGPPS	504,408		1.11%	5,599
DHRE	1,815,480		0.71%	12,890
DSGA	9,487	(0)	1.73%	164
DSGE		(0)	1.85%	-
DUMR	133,652		1.53%	2,045
DUMS	70,698		1.85%	1,308
DUPS	203,546		1.14%	2,320
DUSC	262,583	188,917	2.57%	1,893
DWSE	305,338		0.36%	1,099
ENEA	474,119		1.11%	5,263
ENEX	11,731	820	1.11%	130
ENLE	856,113		1.11%	9,503
FASH	37,211		0.00%	-
FCIL	83,468		0.00%	-
FCNS	84,233		0.00%	-
FDEC	1,051		0.00%	-
FGBO	154,804		0.00%	-
FGVL	134,692		0.00%	-
FMNS	91,123		0.00%	-
FONS	87,716		0.00%	-
FPFC	388,373		0.00%	-
PPEF	458,388		0.00%	-
FSGO	58,751		0.00%	-
FSIN	282,774		0.00%	-
FSIT	126,592		0.00%	-
FSKY	52,031		0.00%	-
FSOH	290,328		0.00%	-
FTDV	99,123		0.00%	-
GIPA	3,881		1.73%	67
GORE	20,376		0.00%	-
GSAC	74,825		0.00%	-
ICOU	4,319,640	46,040	0.00%	-
MSST	13,331		3.31%	441
MWRE	54,373		4.21%	2,289
NET	6,625		3.31%	219
NUAV	41,350		0.00%	-
PLRE	5,418		0.31%	9
PNGG	7,878		0.00%	-
PNYG	9,248		1.11%	103
REPO	1,336,675		2.89%	38,630
RMWO	60,075		12.98%	7,798
UEED	634,297		6.12%	38,819
UEET	275,299		5.03%	13,848
UMAC	5,836		6.76%	395
UMDI	34,429		5.85%	2,014
UMFI	15,222		6.76%	1,029
UMMR	228,049		6.41%	14,618
UMTR	281,471		1.39%	3,912
UPPD	211,544	211,544	7.13%	-
UTAC	330,922		1.14%	3,773
UTDI	349,400		1.10%	3,843
UTEA	1,747		1.34%	23
UTED	275,948		1.57%	4,332
UTET	118,039		1.15%	1,357
UTEX	103,889		1.14%	1,184
UTFI	33,522		1.14%	382

Duke Energy Business Services (DEBS)
 AG-DR-02-042

Request:

Refer to the response to AG-DR-01-043 Attachment 1, page 1, related to the 2020 budgeted payroll labor costs separated between expense, capital, and other for DEBS. Provide in the same format the monthly amounts (summed annually) for each of the months included in the test year and in the base year. In addition, provide the allocation percentages and amounts of each of the payroll cost categories of DEBS payroll costs allocated to DEK (Electric) for these two periods and for the actual months recorded in 2019.

Response:

See the below tables for payroll labor cost for DEBS extracted from the company's general ledger system. Only expense is allocated to DE Kentucky from DEBS

UTLE	74,128	74,128	1.14%	845
UTMR	2,085	2,085	2.94%	61
UTNT	50,243	8,049	3.31%	1,663
UTSS	4,964	4,964	2.08%	-
UTTR	90,930	90,930	0.33%	300
UWPD	46,226	46,226	10.21%	4,720
Grand Total	284,745,009	34,958,527		3,930,653

Duke Energy Kentucky
Case No. 2019-00271
Attorney General's Second Set Data Requests
Date Received: November 12, 2019

AG-DR-02-043

REQUEST:

Refer to the response to AG-DR-01-043 Attachment 1, pages 1-3, and Attachment 2 related to actual FTEs and actual and projected payroll dollars for DEBS separated between expense, capital, and other. The average monthly payroll expense budgeted for 2020 equals \$25.974 million when excluding the month of January 2020 that had extraordinary high budget dollars. The average monthly payroll expense actually recorded during the first 9 months in 2019 was only \$21.182 million. Finally, the DEBS headcount decreased from 7,855 FTEs at December 2018 to 7,566 at September 2019.

- a. Explain all reasons why monthly payroll expense would increase from the actual \$21.182 million in 2019 to the budgeted \$25.974 million in 2020, an average increase of \$4.792 million per month or an increase of nearly 23%.
- b. Explain all major reasons why the headcount decreased by 289 FTEs from December 2018 to September 2019.
- c. Describe in detail all expectations related to the number of DEBS headcount FTEs for the remainder of 2019, for 2020, and for the first three months of 2021 compared to the September 2019 level of 7,566 FTEs. Be sure to distinguish between such things as new employees for new programs, filling vacancies, employee reductions by reason, and other.

RESPONSE:

- a. The data for DR 01-043 inadvertently excluded unproductive time (holidays, vacation, sick time) from the actuals period. The budget assumes 100% productive to simplify budget entry, so to compare the two periods, actuals must include unproductive charges. When including unproductive time, the actual average expense in 2019 (through September) is \$24.027 million, resulting in an increase of 8% in the 2020 budget. In addition to increases for merit/promotions, Fossil Hydro budgeted more dollars to a DEBS allocating operating unit than they have charged in actuals.
- b. Overall headcount for DEBS decreased due to counts for terminations and employee transfers to other payroll companies being higher than counts for new hires and employee transfers into DEBS from other payroll companies.
- c. Our current company guidance is to maintain a flat headcount; therefore, headcount is expected to remain relatively flat considering new positions, employee transfers, reorganizations, and normal attrition. DEBS has approximately 230 open positions for which we are actively recruiting and extending offers, and we would expect to add these positions to headcounts in the next 2-5 months. Positions that will be posted in the future are unknown as we do not know which positions will be affected by attrition. In addition to normal attrition, we also have planned headcount reductions of approximately 42 employees due to separations under a severance plan from workforce planning, with reductions of 36 employees planned for the remainder of 2019 and reductions of 6 employees planned for 2020.

PERSON RESPONSIBLE: Christopher M. Jacobi (part a)
Renee H. Metzler (parts b and c)

REQUEST:

Refer to the response to AG-DR-01-043 Attachment 1, pages 1-3, related to actual and projected payroll dollars for DEBS separated between expense, capital, and other. The average monthly payroll costs capitalized for 2020 equals \$3.756 million when excluding the month of January 2020 that had extraordinarily high budget dollars. The average monthly payroll costs capitalized for 2019 equals \$4.314 million. The average monthly payroll capitalized actually recorded during the first 9 months in 2019 was only \$1.431 million. Finally, the average monthly payroll capitalized actually recorded during 2018 was only \$1.129 million.

- a. Explain all reasons why monthly payroll capitalized would increase from the actual \$1.431 million in 2019 to the budgeted \$3.756 million in 2020, an average increase of \$2.446 million per month or an increase of nearly 171%.
- b. Explain all reasons why there is an apparent large disconnect between monthly payroll actually capitalized thus far in 2019 of \$1.431 million vs. the budgeted payroll capitalized in 2019 of \$4.314 million per month.

RESPONSE:

- a. This is due to the Information Technology (IT) organization where contractors and employees are used interchangeably. In any given

timeframe, there could be switches between those two categories of workers. The budget assumed a higher level of internal labor would be capitalized as opposed to contractor labor.

- b. See response to a.

PERSON RESPONSIBLE: Christopher M. Jacobi

Duke Energy Kentucky
Case No. 2019-00271
Attorney General's Second Set Data Requests
Date Received: November 12, 2019

AG-DR-02-045

REQUEST:

Refer to the Direct Testimony of Mr. Setser (“Setser Direct”), at page 16, wherein he states, “Cost of capital represents financing costs, including, but not limited to, interest on debt and a fair return on equity to shareholders.” Identify the source of this definition of cost of capital and provide a copy of the source document.

RESPONSE:

When analysts and investors discuss the cost of capital, they typically mean the weighted average of a firm's cost of debt and cost of equity blended together, which is used to finance the business.

The return on DEBS assets represents a proxy for recovering “cost of capital” (as referenced in the service agreements). Our interpretation of the cost of capital is the current allowed rate of return for the jurisdiction as if the assets were sitting on the jurisdiction's books. Any metrics involving DEBS are not applicable because they are not included in DEK's revenue requirement.

PERSON RESPONSIBLE: Jeff Setser

Duke Energy Kentucky
Case No. 2019-00271
Attorney General's Second Set Data Requests
Date Received: November 12, 2019

AG-DR-02-046

REQUEST:

Refer to the response to AG-DR-01-050(c) and the Attachment. Provide the amount and the calculation of the amount for the DEBS cost of capital by FERC account included in the Company's revenue requirement in the test year. In addition, indicate where this amount is included (identify the specific schedules, workpapers, line numbers and columns). Provide all data (quantification of each DEBS rate base component, including the source relied on and a copy of each source document; cost of capital, including the source relied on and a copy of each source document; allocation to DEK); all assumptions; all calculations; and all workpapers, including electronic spreadsheets in live format with all formulas intact.

RESPONSE:

DEBS cost of capital is not included in Duke Energy Kentucky's revenue requirement.

PERSON RESPONSIBLE: Jeff Setser

**Duke Energy Kentucky
Case No. 2019-00271
Attorney General's Second Set Data Requests
Date Received: November 12, 2019**

AG-DR-02-047

REQUEST:

Provide the DEBS actual average daily short-term debt and the related interest expense by type of short-term debt recorded in 2015, 2016, 2017, 2018, and each month for which actual information is available in 2019 by FERC account.

RESPONSE:

See AG-DR-02-047 Attachment.

PERSON RESPONSIBLE: Jeff Setser

Issuer	Borrower	Settlement	Maturity	Term in		Rate	Principal	Interest in	
				Period	Period			Period	Weighted Par Value
DE Carolinas	DE Bus Services	12/31/2014	01/02/2015	1	0.1600	\$125,215,000.00	\$556.51	\$125,215,000.00	
DE Ohio	DE Bus Services	12/31/2014	01/02/2015	1	0.1600	\$124,935,000.00	\$555.26	\$124,935,000.00	
DE Progress	DE Bus Services	12/31/2014	01/02/2015	1	0.1600	\$197,626,000.00	\$878.34	\$197,626,000.00	
Duke Energy Corp	DE Bus Services	12/31/2014	01/02/2015	1	0.4370	\$332,987,000.00	\$4,042.09	\$332,987,000.00	
PE Service Co	DE Bus Services	12/31/2014	01/02/2015	1	0.1600	\$175,830,000.00	\$781.46	\$175,830,000.00	
DE Carolinas	DE Bus Services	01/02/2015	01/05/2015	3	0.1500	\$164,507,000.00	\$2,056.34	\$493,521,000.00	
DE Ohio	DE Bus Services	01/02/2015	01/05/2015	3	0.1500	\$132,818,000.00	\$1,660.23	\$398,454,000.00	
DE Progress	DE Bus Services	01/02/2015	01/05/2015	3	0.1500	\$235,211,000.00	\$2,940.14	\$705,633,000.00	
Duke Energy Corp	DE Bus Services	01/02/2015	01/05/2015	3	0.4421	\$255,661,000.00	\$9,418.98	\$766,983,000.00	
PE Service Co	DE Bus Services	01/02/2015	01/05/2015	3	0.1500	\$178,237,000.00	\$2,227.96	\$534,711,000.00	
DE Carolinas	DE Bus Services	01/05/2015	01/06/2015	1	0.1600	\$165,422,000.00	\$735.21	\$165,422,000.00	
DE Ohio	DE Bus Services	01/05/2015	01/06/2015	1	0.1600	\$137,348,000.00	\$610.44	\$137,348,000.00	
DE Progress	DE Bus Services	01/05/2015	01/06/2015	1	0.1600	\$213,283,000.00	\$947.92	\$213,283,000.00	
Duke Energy Corp	DE Bus Services	01/05/2015	01/06/2015	1	0.4406	\$289,434,000.00	\$3,542.35	\$289,434,000.00	
PE Service Co	DE Bus Services	01/05/2015	01/06/2015	1	0.1600	\$179,099,000.00	\$796.00	\$179,099,000.00	
DE Carolinas	DE Bus Services	01/06/2015	01/07/2015	1	0.1400	\$183,173,000.00	\$712.34	\$183,173,000.00	
DE Ohio	DE Bus Services	01/06/2015	01/07/2015	1	0.1400	\$142,129,000.00	\$552.72	\$142,129,000.00	
DE Progress	DE Bus Services	01/06/2015	01/07/2015	1	0.1400	\$192,095,000.00	\$747.04	\$192,095,000.00	
Duke Energy Corp	DE Bus Services	01/06/2015	01/07/2015	1	0.4407	\$294,505,000.00	\$3,605.23	\$294,505,000.00	
PE Service Co	DE Bus Services	01/06/2015	01/07/2015	1	0.1400	\$186,474,000.00	\$725.18	\$186,474,000.00	
DE Carolinas	DE Bus Services	01/07/2015	01/08/2015	1	0.1400	\$196,141,000.00	\$762.77	\$196,141,000.00	
DE Ohio	DE Bus Services	01/07/2015	01/08/2015	1	0.1400	\$155,018,000.00	\$602.85	\$155,018,000.00	
DE Progress	DE Bus Services	01/07/2015	01/08/2015	1	0.1400	\$201,181,000.00	\$782.37	\$201,181,000.00	
Duke Energy Corp	DE Bus Services	01/07/2015	01/08/2015	1	0.4323	\$262,284,000.00	\$3,149.59	\$262,284,000.00	
PE Service Co	DE Bus Services	01/07/2015	01/08/2015	1	0.1400	\$188,446,000.00	\$732.85	\$188,446,000.00	
DE Carolinas	DE Bus Services	01/08/2015	01/09/2015	1	0.1200	\$209,890,000.00	\$699.63	\$209,890,000.00	
DE Ohio	DE Bus Services	01/08/2015	01/09/2015	1	0.1200	\$164,786,000.00	\$549.29	\$164,786,000.00	
DE Progress	DE Bus Services	01/08/2015	01/09/2015	1	0.1200	\$167,700,000.00	\$559.00	\$167,700,000.00	
Duke Energy Corp	DE Bus Services	01/08/2015	01/09/2015	1	0.4305	\$272,734,000.00	\$3,261.44	\$272,734,000.00	
PE Service Co	DE Bus Services	01/08/2015	01/09/2015	1	0.1200	\$191,906,000.00	\$639.69	\$191,906,000.00	
DE Carolinas	DE Bus Services	01/09/2015	01/12/2015	3	0.1300	\$194,823,000.00	\$2,110.58	\$584,469,000.00	
DE Ohio	DE Bus Services	01/09/2015	01/12/2015	3	0.1300	\$166,960,000.00	\$1,808.73	\$500,880,000.00	
DE Progress	DE Bus Services	01/09/2015	01/12/2015	3	0.1300	\$84,105,000.00	\$911.14	\$252,315,000.00	
Duke Energy Corp	DE Bus Services	01/09/2015	01/12/2015	3	0.4260	\$425,896,000.00	\$15,119.31	\$1,277,688,000.00	
PE Service Co	DE Bus Services	01/09/2015	01/12/2015	3	0.1300	\$186,732,000.00	\$2,022.93	\$560,196,000.00	
DE Carolinas	DE Bus Services	01/12/2015	01/13/2015	1	0.1200	\$180,528,000.00	\$601.76	\$180,528,000.00	
DE Ohio	DE Bus Services	01/12/2015	01/13/2015	1	0.1200	\$177,009,000.00	\$590.03	\$177,009,000.00	
DE Progress	DE Bus Services	01/12/2015	01/13/2015	1	0.1200	\$80,280,000.00	\$267.60	\$80,280,000.00	

Duke Energy Corp	DE Bus Services	01/12/2015	01/13/2015	1	0.4215	\$450,338,000.00	\$5,272.71	\$450,338,000.00
PE Service Co	DE Bus Services	01/12/2015	01/13/2015	1	0.1200	\$187,566,000.00	\$625.22	\$187,566,000.00
DE Carolinas	DE Bus Services	01/13/2015	01/14/2015	1	0.1400	\$159,997,000.00	\$622.21	\$159,997,000.00
DE Ohio	DE Bus Services	01/13/2015	01/14/2015	1	0.1400	\$188,140,000.00	\$731.66	\$188,140,000.00
DE Progress	DE Bus Services	01/13/2015	01/14/2015	1	0.1400	\$9,316,000.00	\$36.23	\$9,316,000.00
Duke Energy Corp	DE Bus Services	01/13/2015	01/14/2015	1	0.4218	\$531,354,000.00	\$6,225.70	\$531,354,000.00
PE Service Co	DE Bus Services	01/13/2015	01/14/2015	1	0.1400	\$190,749,000.00	\$741.80	\$190,749,000.00
DE Carolinas	DE Bus Services	01/14/2015	01/15/2015	1	0.1400	\$183,013,000.00	\$711.72	\$183,013,000.00
DE Ohio	DE Bus Services	01/14/2015	01/15/2015	1	0.1400	\$200,888,000.00	\$781.23	\$200,888,000.00
DE Progress	DE Bus Services	01/14/2015	01/15/2015	1	0.1400	\$16,143,000.00	\$62.78	\$16,143,000.00
Duke Energy Corp	DE Bus Services	01/14/2015	01/15/2015	1	0.4339	\$491,760,000.00	\$5,927.07	\$491,760,000.00
PE Service Co	DE Bus Services	01/14/2015	01/15/2015	1	0.1400	\$194,672,000.00	\$757.06	\$194,672,000.00
DE Carolinas	DE Bus Services	01/15/2015	01/16/2015	1	0.1300	\$112,331,000.00	\$405.64	\$112,331,000.00
DE Ohio	DE Bus Services	01/15/2015	01/16/2015	1	0.1300	\$198,773,000.00	\$717.79	\$198,773,000.00
Duke Energy Corp	DE Bus Services	01/15/2015	01/16/2015	1	0.4305	\$648,665,000.00	\$7,756.95	\$648,665,000.00
PE Service Co	DE Bus Services	01/15/2015	01/16/2015	1	0.1300	\$187,966,000.00	\$678.77	\$187,966,000.00
DE Carolinas	DE Bus Services	01/16/2015	01/20/2015	4	0.1400	\$121,099,000.00	\$1,883.76	\$484,396,000.00
DE Ohio	DE Bus Services	01/16/2015	01/20/2015	4	0.1400	\$206,739,000.00	\$3,215.94	\$826,956,000.00
DE Progress	DE Bus Services	01/16/2015	01/20/2015	4	0.1400	\$12,844,000.00	\$199.80	\$51,376,000.00
Duke Energy Corp	DE Bus Services	01/16/2015	01/20/2015	4	0.4261	\$627,315,000.00	\$29,699.88	\$2,509,260,000.00
PE Service Co	DE Bus Services	01/16/2015	01/20/2015	4	0.1400	\$190,617,000.00	\$2,965.15	\$762,468,000.00
DE Carolinas	DE Bus Services	01/20/2015	01/21/2015	1	0.1500	\$108,727,000.00	\$453.03	\$108,727,000.00
DE Ohio	DE Bus Services	01/20/2015	01/21/2015	1	0.1500	\$161,774,000.00	\$674.06	\$161,774,000.00
Duke Energy Corp	DE Bus Services	01/20/2015	01/21/2015	1	0.4324	\$723,804,000.00	\$8,693.69	\$723,804,000.00
PE Service Co	DE Bus Services	01/20/2015	01/21/2015	1	0.1500	\$186,277,000.00	\$776.15	\$186,277,000.00
DE Carolinas	DE Bus Services	01/21/2015	01/22/2015	1	0.1600	\$158,962,000.00	\$706.50	\$158,962,000.00
DE Ohio	DE Bus Services	01/21/2015	01/22/2015	1	0.1600	\$142,158,000.00	\$631.81	\$142,158,000.00
DE Progress	DE Bus Services	01/21/2015	01/22/2015	1	0.1600	\$11,767,000.00	\$52.30	\$11,767,000.00
Duke Energy Corp	DE Bus Services	01/21/2015	01/22/2015	1	0.4400	\$707,874,000.00	\$8,651.79	\$707,874,000.00
PE Service Co	DE Bus Services	01/21/2015	01/22/2015	1	0.1600	\$192,255,000.00	\$854.47	\$192,255,000.00
DE Carolinas	DE Bus Services	01/22/2015	01/23/2015	1	0.1600	\$186,535,000.00	\$829.04	\$186,535,000.00
DE Ohio	DE Bus Services	01/22/2015	01/23/2015	1	0.1600	\$157,236,000.00	\$698.83	\$157,236,000.00
DE Progress	DE Bus Services	01/22/2015	01/23/2015	1	0.1600	\$21,817,000.00	\$96.96	\$21,817,000.00
Duke Energy Corp	DE Bus Services	01/22/2015	01/23/2015	1	0.4438	\$659,551,000.00	\$8,130.80	\$659,551,000.00
PE Service Co	DE Bus Services	01/22/2015	01/23/2015	1	0.1600	\$198,186,000.00	\$880.83	\$198,186,000.00
DE Carolinas	DE Bus Services	01/23/2015	01/26/2015	3	0.1800	\$170,372,000.00	\$2,555.58	\$511,116,000.00
DE Ohio	DE Bus Services	01/23/2015	01/26/2015	3	0.1800	\$161,264,000.00	\$2,418.96	\$483,792,000.00
DE Progress	DE Bus Services	01/23/2015	01/26/2015	3	0.1800	\$16,624,000.00	\$249.36	\$49,872,000.00
Duke Energy Corp	DE Bus Services	01/23/2015	01/26/2015	3	0.4477	\$715,757,000.00	\$26,703.70	\$2,147,271,000.00
PE Service Co	DE Bus Services	01/23/2015	01/26/2015	3	0.1800	\$196,925,000.00	\$2,953.88	\$590,775,000.00

DE Carolinas	DE Bus Services	01/26/2015	01/27/2015	1	0.1800	\$99,074,000.00	\$495.37	\$99,074,000.00
DE Ohio	DE Bus Services	01/26/2015	01/27/2015	1	0.1800	\$158,863,000.00	\$794.32	\$158,863,000.00
DE Progress	DE Bus Services	01/26/2015	01/27/2015	1	0.1800	\$15,962,000.00	\$79.81	\$15,962,000.00
Duke Energy Corp	DE Bus Services	01/26/2015	01/27/2015	1	0.4445	\$821,117,000.00	\$10,138.51	\$821,117,000.00
PE Service Co	DE Bus Services	01/26/2015	01/27/2015	1	0.1800	\$189,601,000.00	\$948.01	\$189,601,000.00
DE Carolinas	DE Bus Services	01/27/2015	01/28/2015	1	0.1800	\$108,428,000.00	\$542.14	\$108,428,000.00
DE Ohio	DE Bus Services	01/27/2015	01/28/2015	1	0.1800	\$170,121,000.00	\$850.61	\$170,121,000.00
DE Progress	DE Bus Services	01/27/2015	01/28/2015	1	0.1800	\$32,060,000.00	\$160.30	\$32,060,000.00
Duke Energy Corp	DE Bus Services	01/27/2015	01/28/2015	1	0.4452	\$806,376,000.00	\$9,972.18	\$806,376,000.00
PE Service Co	DE Bus Services	01/27/2015	01/28/2015	1	0.1800	\$192,431,000.00	\$962.16	\$192,431,000.00
DE Carolinas	DE Bus Services	01/28/2015	01/29/2015	1	0.1800	\$138,927,000.00	\$694.64	\$138,927,000.00
DE Ohio	DE Bus Services	01/28/2015	01/29/2015	1	0.1800	\$185,897,000.00	\$929.49	\$185,897,000.00
DE Progress	DE Bus Services	01/28/2015	01/29/2015	1	0.1800	\$39,838,000.00	\$199.19	\$39,838,000.00
Duke Energy Corp	DE Bus Services	01/28/2015	01/29/2015	1	0.4510	\$753,389,000.00	\$9,438.29	\$753,389,000.00
PE Service Co	DE Bus Services	01/28/2015	01/29/2015	1	0.1800	\$196,832,000.00	\$984.16	\$196,832,000.00
DE Carolinas	DE Bus Services	01/29/2015	01/30/2015	1	0.1700	\$24,889,000.00	\$117.53	\$24,889,000.00
DE Ohio	DE Bus Services	01/29/2015	01/30/2015	1	0.1700	\$120,413,000.00	\$568.62	\$120,413,000.00
Duke Energy Corp	DE Bus Services	01/29/2015	01/30/2015	1	0.4574	\$585,671,000.00	\$7,441.28	\$585,671,000.00
PE Service Co	DE Bus Services	01/29/2015	01/30/2015	1	0.1700	\$164,769,000.00	\$778.08	\$164,769,000.00
DE Ohio	DE Bus Services	01/30/2015	02/02/2015	3	0.1600	\$106,859,000.00	\$1,424.79	\$320,577,000.00
Duke Energy Corp	DE Bus Services	01/30/2015	02/02/2015	3	0.4538	\$713,854,000.00	\$26,995.58	\$2,141,562,000.00
PE Service Co	DE Bus Services	01/30/2015	02/02/2015	3	0.1600	\$156,356,000.00	\$2,084.75	\$469,068,000.00
DE Carolinas	DE Bus Services	02/02/2015	02/03/2015	1	0.1600	\$23,776,000.00	\$105.67	\$23,776,000.00
DE Ohio	DE Bus Services	02/02/2015	02/03/2015	1	0.1600	\$126,806,000.00	\$563.58	\$126,806,000.00
Duke Energy Corp	DE Bus Services	02/02/2015	02/03/2015	1	0.4500	\$815,698,000.00	\$10,196.23	\$815,698,000.00
PE Service Co	DE Bus Services	02/02/2015	02/03/2015	1	0.1600	\$167,791,000.00	\$745.74	\$167,791,000.00
DE Carolinas	DE Bus Services	02/03/2015	02/04/2015	1	0.2100	\$50,690,000.00	\$295.69	\$50,690,000.00
DE Ohio	DE Bus Services	02/03/2015	02/04/2015	1	0.2100	\$105,714,000.00	\$616.67	\$105,714,000.00
Duke Energy Corp	DE Bus Services	02/03/2015	02/04/2015	1	0.4538	\$818,325,000.00	\$10,315.44	\$818,325,000.00
PE Service Co	DE Bus Services	02/03/2015	02/04/2015	1	0.2100	\$171,667,000.00	\$1,001.39	\$171,667,000.00
DE Carolinas	DE Bus Services	02/04/2015	02/05/2015	1	0.2000	\$62,817,000.00	\$348.98	\$62,817,000.00
DE Ohio	DE Bus Services	02/04/2015	02/05/2015	1	0.2000	\$105,251,000.00	\$584.73	\$105,251,000.00
Duke Energy Corp	DE Bus Services	02/04/2015	02/05/2015	1	0.4546	\$803,140,000.00	\$10,141.87	\$803,140,000.00
PE Service Co	DE Bus Services	02/04/2015	02/05/2015	1	0.2000	\$178,813,000.00	\$993.41	\$178,813,000.00
DE Carolinas	DE Bus Services	02/05/2015	02/06/2015	1	0.2100	\$80,614,000.00	\$470.25	\$80,614,000.00
DE Ohio	DE Bus Services	02/05/2015	02/06/2015	1	0.2100	\$115,907,000.00	\$676.12	\$115,907,000.00
Duke Energy Corp	DE Bus Services	02/05/2015	02/06/2015	1	0.4563	\$777,027,000.00	\$9,848.82	\$777,027,000.00
PE Service Co	DE Bus Services	02/05/2015	02/06/2015	1	0.2100	\$183,330,000.00	\$1,069.43	\$183,330,000.00
DE Carolinas	DE Bus Services	02/06/2015	02/09/2015	3	0.2100	\$82,874,000.00	\$1,450.30	\$248,622,000.00
DE Ohio	DE Bus Services	02/06/2015	02/09/2015	3	0.2100	\$120,149,000.00	\$2,102.61	\$360,447,000.00

Duke Energy Corp	DE Bus Services	02/06/2015	02/09/2015	3	0.4585	\$801,065,000.00	\$30,607.36	\$2,403,195,000.00
PE Service Co	DE Bus Services	02/06/2015	02/09/2015	3	0.2100	\$185,769,000.00	\$3,250.96	\$557,307,000.00
DE Carolinas	DE Bus Services	02/09/2015	02/10/2015	1	0.2000	\$88,988,000.00	\$494.38	\$88,988,000.00
DE Ohio	DE Bus Services	02/09/2015	02/10/2015	1	0.2000	\$133,353,000.00	\$740.85	\$133,353,000.00
Duke Energy Corp	DE Bus Services	02/09/2015	02/10/2015	1	0.4646	\$803,123,000.00	\$10,364.75	\$803,123,000.00
PE Service Co	DE Bus Services	02/09/2015	02/10/2015	1	0.2000	\$184,817,000.00	\$1,026.76	\$184,817,000.00
DE Carolinas	DE Bus Services	02/10/2015	02/11/2015	1	0.1600	\$105,859,000.00	\$470.48	\$105,859,000.00
DE Ohio	DE Bus Services	02/10/2015	02/11/2015	1	0.1600	\$145,586,000.00	\$647.05	\$145,586,000.00
Duke Energy Corp	DE Bus Services	02/10/2015	02/11/2015	1	0.4738	\$778,698,000.00	\$10,248.53	\$778,698,000.00
PE Service Co	DE Bus Services	02/10/2015	02/11/2015	1	0.1600	\$188,495,000.00	\$837.76	\$188,495,000.00
DE Carolinas	DE Bus Services	02/11/2015	02/12/2015	1	0.1800	\$136,593,000.00	\$682.97	\$136,593,000.00
DE Ohio	DE Bus Services	02/11/2015	02/12/2015	1	0.1800	\$158,158,000.00	\$790.79	\$158,158,000.00
DE Progress	DE Bus Services	02/11/2015	02/12/2015	1	0.1800	\$13,230,000.00	\$66.15	\$13,230,000.00
Duke Energy Corp	DE Bus Services	02/11/2015	02/12/2015	1	0.4777	\$719,247,000.00	\$9,544.01	\$719,247,000.00
PE Service Co	DE Bus Services	02/11/2015	02/12/2015	1	0.1800	\$192,845,000.00	\$964.23	\$192,845,000.00
DE Carolinas	DE Bus Services	02/12/2015	02/13/2015	1	0.1800	\$157,572,000.00	\$787.86	\$157,572,000.00
DE Ohio	DE Bus Services	02/12/2015	02/13/2015	1	0.1800	\$169,551,000.00	\$847.76	\$169,551,000.00
DE Progress	DE Bus Services	02/12/2015	02/13/2015	1	0.1800	\$19,908,000.00	\$99.54	\$19,908,000.00
Duke Energy Corp	DE Bus Services	02/12/2015	02/13/2015	1	0.4815	\$695,384,000.00	\$9,300.76	\$695,384,000.00
PE Service Co	DE Bus Services	02/12/2015	02/13/2015	1	0.1800	\$195,683,000.00	\$978.42	\$195,683,000.00
DE Carolinas	DE Bus Services	02/13/2015	02/17/2015	4	0.1700	\$163,488,000.00	\$3,088.11	\$653,952,000.00
DE Ohio	DE Bus Services	02/13/2015	02/17/2015	4	0.1700	\$177,358,000.00	\$3,350.10	\$709,432,000.00
DE Progress	DE Bus Services	02/13/2015	02/17/2015	4	0.1700	\$11,018,000.00	\$208.12	\$44,072,000.00
Duke Energy Corp	DE Bus Services	02/13/2015	02/17/2015	4	0.4832	\$742,004,000.00	\$39,837.37	\$2,968,016,000.00
PE Service Co	DE Bus Services	02/13/2015	02/17/2015	4	0.1700	\$196,484,000.00	\$3,711.36	\$785,936,000.00
DE Carolinas	DE Bus Services	02/17/2015	02/18/2015	1	0.1800	\$129,186,000.00	\$645.93	\$129,186,000.00
DE Ohio	DE Bus Services	02/17/2015	02/18/2015	1	0.1800	\$172,381,000.00	\$861.91	\$172,381,000.00
DE Progress	DE Bus Services	02/17/2015	02/18/2015	1	0.1800	\$28,534,000.00	\$142.67	\$28,534,000.00
Duke Energy Corp	DE Bus Services	02/17/2015	02/18/2015	1	0.4744	\$801,992,000.00	\$10,568.47	\$801,992,000.00
PE Service Co	DE Bus Services	02/17/2015	02/18/2015	1	0.1800	\$193,656,000.00	\$968.28	\$193,656,000.00
DE Carolinas	DE Bus Services	02/18/2015	02/19/2015	1	0.1800	\$186,721,000.00	\$933.61	\$186,721,000.00
DE Ohio	DE Bus Services	02/18/2015	02/19/2015	1	0.1800	\$196,245,000.00	\$981.23	\$196,245,000.00
DE Progress	DE Bus Services	02/18/2015	02/19/2015	1	0.1800	\$84,503,000.00	\$422.52	\$84,503,000.00
Duke Energy Corp	DE Bus Services	02/18/2015	02/19/2015	1	0.4812	\$660,197,000.00	\$8,824.63	\$660,197,000.00
PE Service Co	DE Bus Services	02/18/2015	02/19/2015	1	0.1800	\$200,838,000.00	\$1,004.19	\$200,838,000.00
DE Carolinas	DE Bus Services	02/19/2015	02/20/2015	1	0.1500	\$208,136,000.00	\$867.23	\$208,136,000.00
DE Ohio	DE Bus Services	02/19/2015	02/20/2015	1	0.1500	\$208,529,000.00	\$868.87	\$208,529,000.00
DE Progress	DE Bus Services	02/19/2015	02/20/2015	1	0.1500	\$98,751,000.00	\$411.46	\$98,751,000.00
Duke Energy Corp	DE Bus Services	02/19/2015	02/20/2015	1	0.4838	\$615,563,000.00	\$8,272.48	\$615,563,000.00
PE Service Co	DE Bus Services	02/19/2015	02/20/2015	1	0.1500	\$201,940,000.00	\$841.42	\$201,940,000.00

DE Carolinas	DE Bus Services	02/20/2015	02/23/2015	3	0.1600	\$233,288,000.00	\$3,110.51	\$699,864,000.00
DE Ohio	DE Bus Services	02/20/2015	02/23/2015	3	0.1600	\$151,090,000.00	\$2,014.53	\$453,270,000.00
DE Progress	DE Bus Services	02/20/2015	02/23/2015	3	0.1600	\$32,090,000.00	\$427.87	\$96,270,000.00
Duke Energy Corp	DE Bus Services	02/20/2015	02/23/2015	3	0.4834	\$747,122,000.00	\$30,096.56	\$2,241,366,000.00
PE Service Co	DE Bus Services	02/20/2015	02/23/2015	3	0.1600	\$202,179,000.00	\$2,695.72	\$606,537,000.00
DE Carolinas	DE Bus Services	02/23/2015	02/24/2015	1	0.2000	\$165,532,000.00	\$919.62	\$165,532,000.00
DE Ohio	DE Bus Services	02/23/2015	02/24/2015	1	0.2000	\$84,241,000.00	\$468.01	\$84,241,000.00
Duke Energy Corp	DE Bus Services	02/23/2015	02/24/2015	1	0.4939	\$571,773,000.00	\$7,844.41	\$571,773,000.00
PE Service Co	DE Bus Services	02/23/2015	02/24/2015	1	0.2000	\$177,313,000.00	\$985.07	\$177,313,000.00
DE Carolinas	DE Bus Services	02/24/2015	02/25/2015	1	0.1800	\$189,110,000.00	\$945.55	\$189,110,000.00
DE Ohio	DE Bus Services	02/24/2015	02/25/2015	1	0.1800	\$91,310,000.00	\$456.55	\$91,310,000.00
Duke Energy Corp	DE Bus Services	02/24/2015	02/25/2015	1	0.5031	\$546,614,000.00	\$7,638.93	\$546,614,000.00
PE Service Co	DE Bus Services	02/24/2015	02/25/2015	1	0.1800	\$180,082,000.00	\$900.41	\$180,082,000.00
DE Carolinas	DE Bus Services	02/25/2015	02/26/2015	1	0.1800	\$101,747,000.00	\$508.74	\$101,747,000.00
DE Ohio	DE Bus Services	02/25/2015	02/26/2015	1	0.1800	\$86,393,000.00	\$431.97	\$86,393,000.00
Duke Energy Corp	DE Bus Services	02/25/2015	02/26/2015	1	0.4969	\$648,472,000.00	\$8,950.71	\$648,472,000.00
PE Service Co	DE Bus Services	02/25/2015	02/26/2015	1	0.1800	\$177,383,000.00	\$886.92	\$177,383,000.00
DE Carolinas	DE Bus Services	02/26/2015	02/27/2015	1	0.2100	\$115,438,000.00	\$673.39	\$115,438,000.00
DE Ohio	DE Bus Services	02/26/2015	02/27/2015	1	0.2100	\$87,551,000.00	\$510.71	\$87,551,000.00
Duke Energy Corp	DE Bus Services	02/26/2015	02/27/2015	1	0.4980	\$667,363,000.00	\$9,231.85	\$667,363,000.00
PE Service Co	DE Bus Services	02/26/2015	02/27/2015	1	0.2100	\$184,195,000.00	\$1,074.47	\$184,195,000.00
DE Carolinas	DE Bus Services	02/27/2015	03/02/2015	3	0.2000	\$90,795,000.00	\$1,513.25	\$272,385,000.00
DE Ohio	DE Bus Services	02/27/2015	03/02/2015	3	0.2000	\$95,991,000.00	\$1,599.85	\$287,973,000.00
Duke Energy Corp	DE Bus Services	02/27/2015	03/02/2015	3	0.5048	\$737,635,000.00	\$31,029.85	\$2,212,905,000.00
PE Service Co	DE Bus Services	02/27/2015	03/02/2015	3	0.2000	\$188,961,000.00	\$3,149.35	\$566,883,000.00
DE Carolinas	DE Bus Services	03/02/2015	03/03/2015	1	0.2100	\$128,263,000.00	\$748.20	\$128,263,000.00
DE Ohio	DE Bus Services	03/02/2015	03/03/2015	1	0.2100	\$100,405,000.00	\$585.70	\$100,405,000.00
DE Progress	DE Bus Services	03/02/2015	03/03/2015	1	0.2100	\$7,645,000.00	\$44.60	\$7,645,000.00
Duke Energy Corp	DE Bus Services	03/02/2015	03/03/2015	1	0.5089	\$714,865,000.00	\$10,105.41	\$714,865,000.00
PE Service Co	DE Bus Services	03/02/2015	03/03/2015	1	0.2100	\$184,542,000.00	\$1,076.50	\$184,542,000.00
DE Carolinas	DE Bus Services	03/03/2015	03/04/2015	1	0.2100	\$159,047,000.00	\$927.77	\$159,047,000.00
DE Ohio	DE Bus Services	03/03/2015	03/04/2015	1	0.2100	\$119,000,000.00	\$694.17	\$119,000,000.00
DE Progress	DE Bus Services	03/03/2015	03/04/2015	1	0.2100	\$12,912,000.00	\$75.32	\$12,912,000.00
Duke Energy Corp	DE Bus Services	03/03/2015	03/04/2015	1	0.5144	\$671,604,000.00	\$9,596.47	\$671,604,000.00
PE Service Co	DE Bus Services	03/03/2015	03/04/2015	1	0.2100	\$186,438,000.00	\$1,087.56	\$186,438,000.00
DE Carolinas	DE Bus Services	03/04/2015	03/05/2015	1	0.2100	\$197,006,000.00	\$1,149.20	\$197,006,000.00
DE Ohio	DE Bus Services	03/04/2015	03/05/2015	1	0.2100	\$118,858,000.00	\$693.34	\$118,858,000.00
DE Progress	DE Bus Services	03/04/2015	03/05/2015	1	0.2100	\$30,297,000.00	\$176.73	\$30,297,000.00
Duke Energy Corp	DE Bus Services	03/04/2015	03/05/2015	1	0.5212	\$612,801,000.00	\$8,872.00	\$612,801,000.00
PE Service Co	DE Bus Services	03/04/2015	03/05/2015	1	0.2100	\$195,115,000.00	\$1,138.17	\$195,115,000.00

DE Carolinas	DE Bus Services	03/05/2015	03/06/2015	1	0.2200	\$219,679,000.00	\$1,342.48	\$219,679,000.00
DE Ohio	DE Bus Services	03/05/2015	03/06/2015	1	0.2200	\$130,799,000.00	\$799.33	\$130,799,000.00
DE Progress	DE Bus Services	03/05/2015	03/06/2015	1	0.2200	\$46,176,000.00	\$282.19	\$46,176,000.00
Duke Energy Corp	DE Bus Services	03/05/2015	03/06/2015	1	0.5241	\$560,734,000.00	\$8,163.35	\$560,734,000.00
PE Service Co	DE Bus Services	03/05/2015	03/06/2015	1	0.2200	\$199,437,000.00	\$1,218.78	\$199,437,000.00
DE Carolinas	DE Bus Services	03/06/2015	03/09/2015	3	0.2200	\$216,246,000.00	\$3,964.51	\$648,738,000.00
DE Progress	DE Bus Services	03/06/2015	03/09/2015	3	0.2200	\$48,699,000.00	\$892.82	\$146,097,000.00
Duke Energy Corp	DE Bus Services	03/06/2015	03/09/2015	3	0.5283	\$757,414,000.00	\$33,345.15	\$2,272,242,000.00
PE Service Co	DE Bus Services	03/06/2015	03/09/2015	3	0.2200	\$197,943,000.00	\$3,628.96	\$593,829,000.00
DE Carolinas	DE Bus Services	03/09/2015	03/10/2015	1	0.2000	\$225,807,000.00	\$1,254.48	\$225,807,000.00
DE Progress	DE Bus Services	03/09/2015	03/10/2015	1	0.2000	\$42,963,000.00	\$238.68	\$42,963,000.00
Duke Energy Corp	DE Bus Services	03/09/2015	03/10/2015	1	0.5390	\$768,956,000.00	\$11,512.98	\$768,956,000.00
PE Service Co	DE Bus Services	03/09/2015	03/10/2015	1	0.2000	\$200,292,000.00	\$1,112.73	\$200,292,000.00
DE Carolinas	DE Bus Services	03/10/2015	03/11/2015	1	0.2100	\$222,978,000.00	\$1,300.71	\$222,978,000.00
DE Ohio	DE Bus Services	03/10/2015	03/11/2015	1	0.2100	\$10,516,000.00	\$61.34	\$10,516,000.00
DE Progress	DE Bus Services	03/10/2015	03/11/2015	1	0.2100	\$56,401,000.00	\$329.01	\$56,401,000.00
Duke Energy Corp	DE Bus Services	03/10/2015	03/11/2015	1	0.5502	\$752,525,000.00	\$11,501.09	\$752,525,000.00
PE Service Co	DE Bus Services	03/10/2015	03/11/2015	1	0.2100	\$202,112,000.00	\$1,178.99	\$202,112,000.00
DE Carolinas	DE Bus Services	03/11/2015	03/12/2015	1	0.2200	\$267,841,000.00	\$1,636.81	\$267,841,000.00
DE Florida	DE Bus Services	03/11/2015	03/12/2015	1	0.2200	\$44,996,000.00	\$274.98	\$44,996,000.00
DE Ohio	DE Bus Services	03/11/2015	03/12/2015	1	0.2200	\$23,448,000.00	\$143.29	\$23,448,000.00
DE Progress	DE Bus Services	03/11/2015	03/12/2015	1	0.2200	\$68,853,000.00	\$420.77	\$68,853,000.00
Duke Energy Corp	DE Bus Services	03/11/2015	03/12/2015	1	0.5549	\$631,916,000.00	\$9,740.28	\$631,916,000.00
PE Service Co	DE Bus Services	03/11/2015	03/12/2015	1	0.2200	\$210,089,000.00	\$1,283.88	\$210,089,000.00
DE Carolinas	DE Bus Services	03/12/2015	03/13/2015	1	0.2100	\$780,685,000.00	\$4,554.00	\$780,685,000.00
DE Florida	DE Bus Services	03/12/2015	03/13/2015	1	0.2100	\$58,529,000.00	\$341.42	\$58,529,000.00
DE Indiana	DE Bus Services	03/12/2015	03/13/2015	1	0.2100	\$2,345,000.00	\$13.68	\$2,345,000.00
DE Ohio	DE Bus Services	03/12/2015	03/13/2015	1	0.2100	\$33,418,000.00	\$194.94	\$33,418,000.00
DE Progress	DE Bus Services	03/12/2015	03/13/2015	1	0.2100	\$82,744,000.00	\$482.67	\$82,744,000.00
Duke Energy Corp	DE Bus Services	03/12/2015	03/13/2015	1	0.5569	\$97,887,000.00	\$1,514.26	\$97,887,000.00
PE Service Co	DE Bus Services	03/12/2015	03/13/2015	1	0.2100	\$211,558,000.00	\$1,234.09	\$211,558,000.00
DE Carolinas	DE Bus Services	03/13/2015	03/16/2015	3	0.2300	\$628,642,000.00	\$12,048.97	\$1,885,926,000.00
DE Indiana	DE Bus Services	03/13/2015	03/16/2015	3	0.2300	\$3,036,000.00	\$58.19	\$9,108,000.00
DE Ohio	DE Bus Services	03/13/2015	03/16/2015	3	0.2300	\$34,520,000.00	\$661.63	\$103,560,000.00
DE Progress	DE Bus Services	03/13/2015	03/16/2015	3	0.2300	\$45,554,000.00	\$873.12	\$136,662,000.00
Duke Energy Corp	DE Bus Services	03/13/2015	03/16/2015	3	0.5582	\$580,933,000.00	\$27,023.07	\$1,742,799,000.00
PE Service Co	DE Bus Services	03/13/2015	03/16/2015	3	0.2300	\$176,068,000.00	\$3,374.64	\$528,204,000.00
DE Carolinas	DE Bus Services	03/16/2015	03/17/2015	1	0.2000	\$626,455,000.00	\$3,480.31	\$626,455,000.00
DE Ohio	DE Bus Services	03/16/2015	03/17/2015	1	0.2000	\$49,809,000.00	\$276.72	\$49,809,000.00
DE Progress	DE Bus Services	03/16/2015	03/17/2015	1	0.2000	\$19,898,000.00	\$110.54	\$19,898,000.00

Duke Energy Corp	DE Bus Services	03/16/2015	03/17/2015	1	0.5670	\$645,682,000.00	\$10,169.49	\$645,682,000.00
PE Service Co	DE Bus Services	03/16/2015	03/17/2015	1	0.2000	\$174,387,000.00	\$968.82	\$174,387,000.00
DE Carolinas	DE Bus Services	03/17/2015	03/18/2015	1	0.2200	\$640,910,000.00	\$3,916.67	\$640,910,000.00
DE Indiana	DE Bus Services	03/17/2015	03/18/2015	1	0.2200	\$3,990,000.00	\$24.38	\$3,990,000.00
DE Ohio	DE Bus Services	03/17/2015	03/18/2015	1	0.2200	\$56,500,000.00	\$345.28	\$56,500,000.00
DE Progress	DE Bus Services	03/17/2015	03/18/2015	1	0.2200	\$62,428,000.00	\$381.50	\$62,428,000.00
Duke Energy Corp	DE Bus Services	03/17/2015	03/18/2015	1	0.5706	\$594,019,000.00	\$9,415.20	\$594,019,000.00
PE Service Co	DE Bus Services	03/17/2015	03/18/2015	1	0.2200	\$176,217,000.00	\$1,076.88	\$176,217,000.00
DE Carolinas	DE Bus Services	03/18/2015	03/19/2015	1	0.2200	\$681,598,000.00	\$4,165.32	\$681,598,000.00
DE Indiana	DE Bus Services	03/18/2015	03/19/2015	1	0.2200	\$12,025,000.00	\$73.49	\$12,025,000.00
DE Ohio	DE Bus Services	03/18/2015	03/19/2015	1	0.2200	\$65,728,000.00	\$401.67	\$65,728,000.00
DE Progress	DE Bus Services	03/18/2015	03/19/2015	1	0.2200	\$102,718,000.00	\$627.72	\$102,718,000.00
Duke Energy Corp	DE Bus Services	03/18/2015	03/19/2015	1	0.5764	\$499,181,000.00	\$7,992.44	\$499,181,000.00
PE Service Co	DE Bus Services	03/18/2015	03/19/2015	1	0.2200	\$178,001,000.00	\$1,087.78	\$178,001,000.00
DE Carolinas	DE Bus Services	03/19/2015	03/20/2015	1	0.1900	\$701,621,000.00	\$3,703.00	\$701,621,000.00
DE Indiana	DE Bus Services	03/19/2015	03/20/2015	1	0.1900	\$22,010,000.00	\$116.16	\$22,010,000.00
DE Ohio	DE Bus Services	03/19/2015	03/20/2015	1	0.1900	\$74,127,000.00	\$391.23	\$74,127,000.00
DE Progress	DE Bus Services	03/19/2015	03/20/2015	1	0.1900	\$116,055,000.00	\$612.51	\$116,055,000.00
Duke Energy Corp	DE Bus Services	03/19/2015	03/20/2015	1	0.5910	\$450,518,000.00	\$7,396.00	\$450,518,000.00
PE Service Co	DE Bus Services	03/19/2015	03/20/2015	1	0.1900	\$178,382,000.00	\$941.46	\$178,382,000.00
DE Carolinas	DE Bus Services	03/20/2015	03/23/2015	3	0.2100	\$784,398,000.00	\$13,726.97	\$2,353,194,000.00
DE Indiana	DE Bus Services	03/20/2015	03/23/2015	3	0.2100	\$29,617,000.00	\$518.30	\$88,851,000.00
DE Ohio	DE Bus Services	03/20/2015	03/23/2015	3	0.2100	\$30,095,000.00	\$526.66	\$90,285,000.00
DE Progress	DE Bus Services	03/20/2015	03/23/2015	3	0.2100	\$2,471,000.00	\$43.24	\$7,413,000.00
Duke Energy Corp	DE Bus Services	03/20/2015	03/23/2015	3	0.5974	\$545,488,000.00	\$27,156.21	\$1,636,464,000.00
PE Service Co	DE Bus Services	03/20/2015	03/23/2015	3	0.2100	\$178,427,000.00	\$3,122.47	\$535,281,000.00
DE Carolinas	DE Bus Services	03/23/2015	03/24/2015	1	0.1900	\$815,819,000.00	\$4,305.71	\$815,819,000.00
DE Indiana	DE Bus Services	03/23/2015	03/24/2015	1	0.1900	\$41,100,000.00	\$216.92	\$41,100,000.00
DE Ohio	DE Bus Services	03/23/2015	03/24/2015	1	0.1900	\$7,589,000.00	\$40.05	\$7,589,000.00
DE Progress	DE Bus Services	03/23/2015	03/24/2015	1	0.1900	\$29,407,000.00	\$155.20	\$29,407,000.00
Duke Energy Corp	DE Bus Services	03/23/2015	03/24/2015	1	0.6046	\$516,751,000.00	\$8,678.55	\$516,751,000.00
PE Service Co	DE Bus Services	03/23/2015	03/24/2015	1	0.1900	\$179,247,000.00	\$946.03	\$179,247,000.00
DE Carolinas	DE Bus Services	03/24/2015	03/25/2015	1	0.1900	\$848,020,000.00	\$4,475.66	\$848,020,000.00
DE Indiana	DE Bus Services	03/24/2015	03/25/2015	1	0.1900	\$28,756,000.00	\$151.77	\$28,756,000.00
DE Ohio	DE Bus Services	03/24/2015	03/25/2015	1	0.1900	\$16,123,000.00	\$85.09	\$16,123,000.00
DE Progress	DE Bus Services	03/24/2015	03/25/2015	1	0.1900	\$38,184,000.00	\$201.53	\$38,184,000.00
Duke Energy Corp	DE Bus Services	03/24/2015	03/25/2015	1	0.6082	\$487,620,000.00	\$8,238.07	\$487,620,000.00
PE Service Co	DE Bus Services	03/24/2015	03/25/2015	1	0.1900	\$180,995,000.00	\$955.25	\$180,995,000.00
DE Carolinas	DE Bus Services	03/25/2015	03/26/2015	1	0.2100	\$721,141,000.00	\$4,206.66	\$721,141,000.00
DE Indiana	DE Bus Services	03/25/2015	03/26/2015	1	0.2100	\$31,256,000.00	\$182.33	\$31,256,000.00

DE Ohio	DE Bus Services	03/25/2015	03/26/2015	1	0.2100	\$13,780,000.00	\$80.38	\$13,780,000.00
DE Progress	DE Bus Services	03/25/2015	03/26/2015	1	0.2100	\$48,011,000.00	\$280.06	\$48,011,000.00
Duke Energy Corp	DE Bus Services	03/25/2015	03/26/2015	1	0.6137	\$610,832,000.00	\$10,412.99	\$610,832,000.00
PE Service Co	DE Bus Services	03/25/2015	03/26/2015	1	0.2100	\$179,299,000.00	\$1,045.91	\$179,299,000.00
DE Carolinas	DE Bus Services	03/26/2015	03/27/2015	1	0.1300	\$665,834,000.00	\$2,404.40	\$665,834,000.00
DE Indiana	DE Bus Services	03/26/2015	03/27/2015	1	0.1300	\$71,558,000.00	\$258.40	\$71,558,000.00
DE Ohio	DE Bus Services	03/26/2015	03/27/2015	1	0.1300	\$22,089,000.00	\$79.77	\$22,089,000.00
DE Progress	DE Bus Services	03/26/2015	03/27/2015	1	0.1300	\$192,282,000.00	\$694.35	\$192,282,000.00
Duke Energy Corp	DE Bus Services	03/26/2015	03/27/2015	1	0.6148	\$1,769,000.00	\$30.21	\$1,769,000.00
PE Service Co	DE Bus Services	03/26/2015	03/27/2015	1	0.1300	\$184,584,000.00	\$666.55	\$184,584,000.00
DE Carolinas	DE Bus Services	03/27/2015	03/30/2015	3	0.1500	\$665,198,000.00	\$8,314.98	\$1,995,594,000.00
DE Indiana	DE Bus Services	03/27/2015	03/30/2015	3	0.1500	\$77,337,000.00	\$966.71	\$232,011,000.00
DE Ohio	DE Bus Services	03/27/2015	03/30/2015	3	0.1500	\$14,560,000.00	\$182.00	\$43,680,000.00
DE Progress	DE Bus Services	03/27/2015	03/30/2015	3	0.1500	\$191,260,000.00	\$2,390.75	\$573,780,000.00
Duke Energy Corp	DE Bus Services	03/27/2015	03/30/2015	3	0.6167	\$13,919,000.00	\$715.32	\$41,757,000.00
PE Service Co	DE Bus Services	03/27/2015	03/30/2015	3	0.1500	\$181,765,000.00	\$2,272.06	\$545,295,000.00
DE Carolinas	DE Bus Services	03/30/2015	03/31/2015	1	0.1800	\$637,987,000.00	\$3,189.94	\$637,987,000.00
DE Indiana	DE Bus Services	03/30/2015	03/31/2015	1	0.1800	\$79,277,000.00	\$396.39	\$79,277,000.00
DE Ohio	DE Bus Services	03/30/2015	03/31/2015	1	0.1800	\$25,145,000.00	\$125.73	\$25,145,000.00
DE Progress	DE Bus Services	03/30/2015	03/31/2015	1	0.1800	\$182,917,000.00	\$914.59	\$182,917,000.00
Duke Energy Corp	DE Bus Services	03/30/2015	03/31/2015	1	0.6177	\$66,259,000.00	\$1,136.89	\$66,259,000.00
PE Service Co	DE Bus Services	03/30/2015	03/31/2015	1	0.1800	\$182,446,000.00	\$912.23	\$182,446,000.00
DE Carolinas	DE Bus Services	03/31/2015	04/01/2015	1	0.1800	\$653,421,000.00	\$3,267.11	\$653,421,000.00
DE Indiana	DE Bus Services	03/31/2015	04/01/2015	1	0.1800	\$91,934,000.00	\$459.67	\$91,934,000.00
DE Ohio	DE Bus Services	03/31/2015	04/01/2015	1	0.1800	\$34,859,000.00	\$174.30	\$34,859,000.00
DE Progress	DE Bus Services	03/31/2015	04/01/2015	1	0.1800	\$177,460,000.00	\$887.30	\$177,460,000.00
Duke Energy Corp	DE Bus Services	03/31/2015	04/01/2015	1	0.6186	\$113,881,000.00	\$1,956.86	\$113,881,000.00
PE Service Co	DE Bus Services	03/31/2015	04/01/2015	1	0.1800	\$183,378,000.00	\$916.89	\$183,378,000.00
DE Carolinas	DE Bus Services	04/01/2015	04/02/2015	1	0.1600	\$668,954,000.00	\$2,973.13	\$668,954,000.00
DE Indiana	DE Bus Services	04/01/2015	04/02/2015	1	0.1600	\$81,860,000.00	\$363.82	\$81,860,000.00
DE Ohio	DE Bus Services	04/01/2015	04/02/2015	1	0.1600	\$34,092,000.00	\$151.52	\$34,092,000.00
Duke Energy Corp	DE Bus Services	04/01/2015	04/02/2015	1	0.6193	\$307,955,000.00	\$5,297.68	\$307,955,000.00
PE Service Co	DE Bus Services	04/01/2015	04/02/2015	1	0.1600	\$174,087,000.00	\$773.72	\$174,087,000.00
DE Carolinas	DE Bus Services	04/02/2015	04/03/2015	1	0.1600	\$694,935,000.00	\$3,088.60	\$694,935,000.00
DE Indiana	DE Bus Services	04/02/2015	04/03/2015	1	0.1600	\$94,528,000.00	\$420.12	\$94,528,000.00
DE Ohio	DE Bus Services	04/02/2015	04/03/2015	1	0.1600	\$42,519,000.00	\$188.97	\$42,519,000.00
Duke Energy Corp	DE Bus Services	04/02/2015	04/03/2015	1	0.6262	\$266,455,000.00	\$4,634.84	\$266,455,000.00
PE Service Co	DE Bus Services	04/02/2015	04/03/2015	1	0.1600	\$177,149,000.00	\$787.33	\$177,149,000.00
DE Carolinas	DE Bus Services	04/03/2015	04/06/2015	3	0.1600	\$690,964,000.00	\$9,212.85	\$2,072,892,000.00
DE Indiana	DE Bus Services	04/03/2015	04/06/2015	3	0.1600	\$97,227,000.00	\$1,296.36	\$291,681,000.00

DE Ohio	DE Bus Services	04/03/2015	04/06/2015	3	0.1600	\$55,536,000.00	\$740.48	\$166,608,000.00
Duke Energy Corp	DE Bus Services	04/03/2015	04/06/2015	3	0.6262	\$296,407,000.00	\$15,467.51	\$889,221,000.00
PE Service Co	DE Bus Services	04/03/2015	04/06/2015	3	0.1600	\$177,317,000.00	\$2,364.23	\$531,951,000.00
DE Carolinas	DE Bus Services	04/06/2015	04/07/2015	1	0.1500	\$721,936,000.00	\$3,008.07	\$721,936,000.00
DE Indiana	DE Bus Services	04/06/2015	04/07/2015	1	0.1500	\$108,970,000.00	\$454.04	\$108,970,000.00
DE Kentucky	DE Bus Services	04/06/2015	04/07/2015	1	0.1500	\$9,082,000.00	\$37.84	\$9,082,000.00
DE Ohio	DE Bus Services	04/06/2015	04/07/2015	1	0.1500	\$51,077,000.00	\$212.82	\$51,077,000.00
Duke Energy Corp	DE Bus Services	04/06/2015	04/07/2015	1	0.6314	\$249,770,000.00	\$4,380.69	\$249,770,000.00
PE Service Co	DE Bus Services	04/06/2015	04/07/2015	1	0.1500	\$181,478,000.00	\$756.16	\$181,478,000.00
DE Carolinas	DE Bus Services	04/07/2015	04/08/2015	1	0.2000	\$743,951,000.00	\$4,133.06	\$743,951,000.00
DE Indiana	DE Bus Services	04/07/2015	04/08/2015	1	0.2000	\$112,653,000.00	\$625.85	\$112,653,000.00
DE Kentucky	DE Bus Services	04/07/2015	04/08/2015	1	0.2000	\$10,362,000.00	\$57.57	\$10,362,000.00
DE Ohio	DE Bus Services	04/07/2015	04/08/2015	1	0.2000	\$60,001,000.00	\$333.34	\$60,001,000.00
Duke Energy Corp	DE Bus Services	04/07/2015	04/08/2015	1	0.6389	\$215,833,000.00	\$3,830.44	\$215,833,000.00
PE Service Co	DE Bus Services	04/07/2015	04/08/2015	1	0.2000	\$183,564,000.00	\$1,019.80	\$183,564,000.00
DE Carolinas	DE Bus Services	04/08/2015	04/09/2015	1	0.2000	\$771,395,000.00	\$4,285.53	\$771,395,000.00
DE Indiana	DE Bus Services	04/08/2015	04/09/2015	1	0.2000	\$119,716,000.00	\$665.09	\$119,716,000.00
DE Kentucky	DE Bus Services	04/08/2015	04/09/2015	1	0.2000	\$11,901,000.00	\$66.12	\$11,901,000.00
DE Ohio	DE Bus Services	04/08/2015	04/09/2015	1	0.2000	\$71,403,000.00	\$396.68	\$71,403,000.00
Duke Energy Corp	DE Bus Services	04/08/2015	04/09/2015	1	0.6375	\$172,426,000.00	\$3,053.38	\$172,426,000.00
PE Service Co	DE Bus Services	04/08/2015	04/09/2015	1	0.2000	\$183,478,000.00	\$1,019.32	\$183,478,000.00
DE Carolinas	DE Bus Services	04/09/2015	04/10/2015	1	0.2000	\$800,611,000.00	\$4,447.84	\$800,611,000.00
DE Indiana	DE Bus Services	04/09/2015	04/10/2015	1	0.2000	\$111,082,000.00	\$617.12	\$111,082,000.00
DE Kentucky	DE Bus Services	04/09/2015	04/10/2015	1	0.2000	\$10,674,000.00	\$59.30	\$10,674,000.00
DE Ohio	DE Bus Services	04/09/2015	04/10/2015	1	0.2000	\$78,290,000.00	\$434.94	\$78,290,000.00
Duke Energy Corp	DE Bus Services	04/09/2015	04/10/2015	1	0.6431	\$143,455,000.00	\$2,562.66	\$143,455,000.00
PE Service Co	DE Bus Services	04/09/2015	04/10/2015	1	0.2000	\$187,172,000.00	\$1,039.84	\$187,172,000.00
DE Carolinas	DE Bus Services	04/10/2015	04/13/2015	3	0.2000	\$802,948,000.00	\$13,382.47	\$2,408,844,000.00
DE Kentucky	DE Bus Services	04/10/2015	04/13/2015	3	0.2000	\$11,396,000.00	\$189.93	\$34,188,000.00
DE Ohio	DE Bus Services	04/10/2015	04/13/2015	3	0.2000	\$87,187,000.00	\$1,453.12	\$261,561,000.00
Duke Energy Corp	DE Bus Services	04/10/2015	04/13/2015	3	0.6447	\$250,964,000.00	\$13,483.04	\$752,892,000.00
PE Service Co	DE Bus Services	04/10/2015	04/13/2015	3	0.2000	\$184,991,000.00	\$3,083.18	\$554,973,000.00
DE Carolinas	DE Bus Services	04/13/2015	04/14/2015	1	0.1400	\$813,165,000.00	\$3,162.31	\$813,165,000.00
DE Kentucky	DE Bus Services	04/13/2015	04/14/2015	1	0.1400	\$13,074,000.00	\$50.84	\$13,074,000.00
DE Ohio	DE Bus Services	04/13/2015	04/14/2015	1	0.1400	\$99,215,000.00	\$385.84	\$99,215,000.00
Duke Energy Corp	DE Bus Services	04/13/2015	04/14/2015	1	0.6466	\$242,681,000.00	\$4,358.82	\$242,681,000.00
PE Service Co	DE Bus Services	04/13/2015	04/14/2015	1	0.1400	\$186,192,000.00	\$724.08	\$186,192,000.00
DE Carolinas	DE Bus Services	04/14/2015	04/15/2015	1	0.1400	\$841,397,000.00	\$3,272.10	\$841,397,000.00
DE Kentucky	DE Bus Services	04/14/2015	04/15/2015	1	0.1400	\$14,318,000.00	\$55.68	\$14,318,000.00
DE Ohio	DE Bus Services	04/14/2015	04/15/2015	1	0.1400	\$108,494,000.00	\$421.92	\$108,494,000.00

Duke Energy Corp	DE Bus Services	04/14/2015	04/15/2015	1	0.6295	\$210,209,000.00	\$3,675.74	\$210,209,000.00
PE Service Co	DE Bus Services	04/14/2015	04/15/2015	1	0.1400	\$187,861,000.00	\$730.57	\$187,861,000.00
DE Carolinas	DE Bus Services	04/15/2015	04/16/2015	1	0.1800	\$788,459,000.00	\$3,942.30	\$788,459,000.00
DE Kentucky	DE Bus Services	04/15/2015	04/16/2015	1	0.1800	\$13,733,000.00	\$68.67	\$13,733,000.00
DE Ohio	DE Bus Services	04/15/2015	04/16/2015	1	0.1800	\$115,473,000.00	\$577.37	\$115,473,000.00
Duke Energy Corp	DE Bus Services	04/15/2015	04/16/2015	1	0.6203	\$332,587,000.00	\$5,730.66	\$332,587,000.00
PE Service Co	DE Bus Services	04/15/2015	04/16/2015	1	0.1800	\$184,294,000.00	\$921.47	\$184,294,000.00
DE Carolinas	DE Bus Services	04/16/2015	04/17/2015	1	0.1800	\$844,257,000.00	\$4,221.29	\$844,257,000.00
DE Kentucky	DE Bus Services	04/16/2015	04/17/2015	1	0.1800	\$14,783,000.00	\$73.92	\$14,783,000.00
DE Ohio	DE Bus Services	04/16/2015	04/17/2015	1	0.1800	\$123,134,000.00	\$615.67	\$123,134,000.00
DE Progress	DE Bus Services	04/16/2015	04/17/2015	1	0.1800	\$683,000.00	\$3.42	\$683,000.00
Duke Energy Corp	DE Bus Services	04/16/2015	04/17/2015	1	0.6313	\$260,490,000.00	\$4,567.98	\$260,490,000.00
PE Service Co	DE Bus Services	04/16/2015	04/17/2015	1	0.1800	\$193,283,000.00	\$966.42	\$193,283,000.00
DE Carolinas	DE Bus Services	04/17/2015	04/20/2015	3	0.1600	\$841,041,000.00	\$11,213.88	\$2,523,123,000.00
DE Kentucky	DE Bus Services	04/17/2015	04/20/2015	3	0.1600	\$15,316,000.00	\$204.21	\$45,948,000.00
DE Ohio	DE Bus Services	04/17/2015	04/20/2015	3	0.1600	\$129,396,000.00	\$1,725.28	\$388,188,000.00
DE Progress	DE Bus Services	04/17/2015	04/20/2015	3	0.1600	\$900,000.00	\$12.00	\$2,700,000.00
Duke Energy Corp	DE Bus Services	04/17/2015	04/20/2015	3	0.6228	\$285,068,000.00	\$14,795.03	\$855,204,000.00
PE Service Co	DE Bus Services	04/17/2015	04/20/2015	3	0.1600	\$193,358,000.00	\$2,578.11	\$580,074,000.00
DE Carolinas	DE Bus Services	04/20/2015	04/21/2015	1	0.1800	\$858,950,000.00	\$4,294.75	\$858,950,000.00
DE Kentucky	DE Bus Services	04/20/2015	04/21/2015	1	0.1800	\$13,574,000.00	\$67.87	\$13,574,000.00
DE Ohio	DE Bus Services	04/20/2015	04/21/2015	1	0.1800	\$79,657,000.00	\$398.29	\$79,657,000.00
Duke Energy Corp	DE Bus Services	04/20/2015	04/21/2015	1	0.6116	\$344,412,000.00	\$5,851.18	\$344,412,000.00
PE Service Co	DE Bus Services	04/20/2015	04/21/2015	1	0.1800	\$190,537,000.00	\$952.69	\$190,537,000.00
DE Carolinas	DE Bus Services	04/21/2015	04/22/2015	1	0.1500	\$902,407,000.00	\$3,760.03	\$902,407,000.00
DE Kentucky	DE Bus Services	04/21/2015	04/22/2015	1	0.1500	\$15,050,000.00	\$62.71	\$15,050,000.00
DE Ohio	DE Bus Services	04/21/2015	04/22/2015	1	0.1500	\$66,038,000.00	\$275.16	\$66,038,000.00
Duke Energy Corp	DE Bus Services	04/21/2015	04/22/2015	1	0.6116	\$321,876,000.00	\$5,468.32	\$321,876,000.00
PE Service Co	DE Bus Services	04/21/2015	04/22/2015	1	0.1500	\$192,869,000.00	\$803.62	\$192,869,000.00
DE Carolinas	DE Bus Services	04/22/2015	04/23/2015	1	0.1400	\$961,170,000.00	\$3,737.88	\$961,170,000.00
DE Kentucky	DE Bus Services	04/22/2015	04/23/2015	1	0.1400	\$16,720,000.00	\$65.02	\$16,720,000.00
DE Ohio	DE Bus Services	04/22/2015	04/23/2015	1	0.1400	\$76,624,000.00	\$297.98	\$76,624,000.00
Duke Energy Corp	DE Bus Services	04/22/2015	04/23/2015	1	0.6132	\$267,912,000.00	\$4,563.43	\$267,912,000.00
PE Service Co	DE Bus Services	04/22/2015	04/23/2015	1	0.1400	\$198,736,000.00	\$772.86	\$198,736,000.00
DE Carolinas	DE Bus Services	04/23/2015	04/24/2015	1	0.1300	\$992,484,000.00	\$3,583.97	\$992,484,000.00
DE Indiana	DE Bus Services	04/23/2015	04/24/2015	1	0.1300	\$1,211,000.00	\$4.37	\$1,211,000.00
DE Kentucky	DE Bus Services	04/23/2015	04/24/2015	1	0.1300	\$18,262,000.00	\$65.95	\$18,262,000.00
DE Ohio	DE Bus Services	04/23/2015	04/24/2015	1	0.1300	\$85,759,000.00	\$309.69	\$85,759,000.00
DE Progress	DE Bus Services	04/23/2015	04/24/2015	1	0.1300	\$14,876,000.00	\$53.72	\$14,876,000.00
Duke Energy Corp	DE Bus Services	04/23/2015	04/24/2015	1	0.6151	\$213,448,000.00	\$3,647.00	\$213,448,000.00

PE Service Co	DE Bus Services	04/23/2015	04/24/2015	1	0.1300	\$201,709,000.00	\$728.39	\$201,709,000.00
DE Carolinas	DE Bus Services	04/24/2015	04/27/2015	3	0.1400	\$986,020,000.00	\$11,503.57	\$2,958,060,000.00
DE Kentucky	DE Bus Services	04/24/2015	04/27/2015	3	0.1400	\$18,508,000.00	\$215.93	\$55,524,000.00
DE Ohio	DE Bus Services	04/24/2015	04/27/2015	3	0.1400	\$91,362,000.00	\$1,065.89	\$274,086,000.00
DE Progress	DE Bus Services	04/24/2015	04/27/2015	3	0.1400	\$17,554,000.00	\$204.80	\$52,662,000.00
Duke Energy Corp	DE Bus Services	04/24/2015	04/27/2015	3	0.6166	\$215,660,000.00	\$11,081.33	\$646,980,000.00
PE Service Co	DE Bus Services	04/24/2015	04/27/2015	3	0.1400	\$201,208,000.00	\$2,347.43	\$603,624,000.00
DE Carolinas	DE Bus Services	04/27/2015	04/28/2015	1	0.1300	\$592,903,000.00	\$2,141.04	\$592,903,000.00
DE Kentucky	DE Bus Services	04/27/2015	04/28/2015	1	0.1300	\$924,000.00	\$3.34	\$924,000.00
DE Ohio	DE Bus Services	04/27/2015	04/28/2015	1	0.1300	\$39,615,000.00	\$143.05	\$39,615,000.00
Duke Energy Corp	DE Bus Services	04/27/2015	04/28/2015	1	0.6075	\$161,933,000.00	\$2,732.62	\$161,933,000.00
PE Service Co	DE Bus Services	04/27/2015	04/28/2015	1	0.1300	\$155,452,000.00	\$561.35	\$155,452,000.00
DE Carolinas	DE Bus Services	04/28/2015	04/29/2015	1	0.1500	\$609,444,000.00	\$2,539.35	\$609,444,000.00
DE Kentucky	DE Bus Services	04/28/2015	04/29/2015	1	0.1500	\$2,611,000.00	\$10.88	\$2,611,000.00
DE Ohio	DE Bus Services	04/28/2015	04/29/2015	1	0.1500	\$45,724,000.00	\$190.52	\$45,724,000.00
Duke Energy Corp	DE Bus Services	04/28/2015	04/29/2015	1	0.6096	\$142,734,000.00	\$2,416.96	\$142,734,000.00
PE Service Co	DE Bus Services	04/28/2015	04/29/2015	1	0.1500	\$154,826,000.00	\$645.11	\$154,826,000.00
DE Carolinas	DE Bus Services	04/29/2015	04/30/2015	1	0.1500	\$654,134,000.00	\$2,725.56	\$654,134,000.00
DE Kentucky	DE Bus Services	04/29/2015	04/30/2015	1	0.1500	\$3,337,000.00	\$13.90	\$3,337,000.00
DE Ohio	DE Bus Services	04/29/2015	04/30/2015	1	0.1500	\$85,568,000.00	\$356.53	\$85,568,000.00
Duke Energy Corp	DE Bus Services	04/29/2015	04/30/2015	1	0.6189	\$87,450,000.00	\$1,503.41	\$87,450,000.00
PE Service Co	DE Bus Services	04/29/2015	04/30/2015	1	0.1500	\$160,888,000.00	\$670.37	\$160,888,000.00
DE Carolinas	DE Bus Services	04/30/2015	05/01/2015	1	0.1500	\$640,991,000.00	\$2,670.80	\$640,991,000.00
DE Kentucky	DE Bus Services	04/30/2015	05/01/2015	1	0.1500	\$1,510,000.00	\$6.29	\$1,510,000.00
DE Ohio	DE Bus Services	04/30/2015	05/01/2015	1	0.1500	\$91,014,000.00	\$379.23	\$91,014,000.00
Duke Energy Corp	DE Bus Services	04/30/2015	05/01/2015	1	0.6120	\$169,235,000.00	\$2,877.00	\$169,235,000.00
PE Service Co	DE Bus Services	04/30/2015	05/01/2015	1	0.1500	\$161,991,000.00	\$674.96	\$161,991,000.00
DE Carolinas	DE Bus Services	05/01/2015	05/04/2015	3	0.1600	\$676,182,000.00	\$9,015.76	\$2,028,546,000.00
DE Kentucky	DE Bus Services	05/01/2015	05/04/2015	3	0.1600	\$1,346,000.00	\$17.95	\$4,038,000.00
DE Ohio	DE Bus Services	05/01/2015	05/04/2015	3	0.1600	\$98,760,000.00	\$1,316.80	\$296,280,000.00
Duke Energy Corp	DE Bus Services	05/01/2015	05/04/2015	3	0.6087	\$155,831,000.00	\$7,904.53	\$467,493,000.00
PE Service Co	DE Bus Services	05/01/2015	05/04/2015	3	0.1600	\$166,837,000.00	\$2,224.49	\$500,511,000.00
DE Carolinas	DE Bus Services	05/04/2015	05/05/2015	1	0.1600	\$695,383,000.00	\$3,090.59	\$695,383,000.00
DE Kentucky	DE Bus Services	05/04/2015	05/05/2015	1	0.1600	\$1,888,000.00	\$8.39	\$1,888,000.00
DE Ohio	DE Bus Services	05/04/2015	05/05/2015	1	0.1600	\$118,171,000.00	\$525.20	\$118,171,000.00
Duke Energy Corp	DE Bus Services	05/04/2015	05/05/2015	1	0.6042	\$140,080,000.00	\$2,351.01	\$140,080,000.00
PE Service Co	DE Bus Services	05/04/2015	05/05/2015	1	0.1600	\$169,761,000.00	\$754.49	\$169,761,000.00
DE Carolinas	DE Bus Services	05/05/2015	05/06/2015	1	0.2000	\$734,981,000.00	\$4,083.23	\$734,981,000.00
DE Kentucky	DE Bus Services	05/05/2015	05/06/2015	1	0.2000	\$15,376,000.00	\$85.42	\$15,376,000.00
DE Ohio	DE Bus Services	05/05/2015	05/06/2015	1	0.2000	\$115,387,000.00	\$641.04	\$115,387,000.00

Duke Energy Corp	DE Bus Services	05/05/2015	05/06/2015	1	0.6021	\$93,254,000.00	\$1,559.67	\$93,254,000.00
PE Service Co	DE Bus Services	05/05/2015	05/06/2015	1	0.2000	\$173,878,000.00	\$965.99	\$173,878,000.00
DE Carolinas	DE Bus Services	05/06/2015	05/07/2015	1	0.2000	\$766,338,000.00	\$4,257.43	\$766,338,000.00
DE Kentucky	DE Bus Services	05/06/2015	05/07/2015	1	0.2000	\$16,388,000.00	\$91.04	\$16,388,000.00
DE Ohio	DE Bus Services	05/06/2015	05/07/2015	1	0.2000	\$120,665,000.00	\$670.36	\$120,665,000.00
Duke Energy Corp	DE Bus Services	05/06/2015	05/07/2015	1	0.6093	\$50,993,000.00	\$863.06	\$50,993,000.00
PE Service Co	DE Bus Services	05/06/2015	05/07/2015	1	0.2000	\$175,159,000.00	\$973.11	\$175,159,000.00
DE Carolinas	DE Bus Services	05/07/2015	05/08/2015	1	0.2000	\$797,344,000.00	\$4,429.69	\$797,344,000.00
DE Kentucky	DE Bus Services	05/07/2015	05/08/2015	1	0.2000	\$18,114,000.00	\$100.63	\$18,114,000.00
DE Ohio	DE Bus Services	05/07/2015	05/08/2015	1	0.2000	\$125,729,000.00	\$698.49	\$125,729,000.00
Duke Energy Corp	DE Bus Services	05/07/2015	05/08/2015	1	0.6095	\$15,363,000.00	\$260.10	\$15,363,000.00
PE Service Co	DE Bus Services	05/07/2015	05/08/2015	1	0.2000	\$178,374,000.00	\$990.97	\$178,374,000.00
DE Carolinas	DE Bus Services	05/08/2015	05/11/2015	3	0.1500	\$794,558,000.00	\$9,931.98	\$2,383,674,000.00
DE Kentucky	DE Bus Services	05/08/2015	05/11/2015	3	0.1500	\$18,165,000.00	\$227.06	\$54,495,000.00
DE Ohio	DE Bus Services	05/08/2015	05/11/2015	3	0.1500	\$130,075,000.00	\$1,625.94	\$390,225,000.00
Duke Energy Corp	DE Bus Services	05/08/2015	05/11/2015	3	0.6027	\$27,254,000.00	\$1,368.83	\$81,762,000.00
PE Service Co	DE Bus Services	05/08/2015	05/11/2015	3	0.1500	\$176,022,000.00	\$2,200.28	\$528,066,000.00
DE Carolinas	DE Bus Services	05/11/2015	05/12/2015	1	0.1900	\$793,663,000.00	\$4,188.78	\$793,663,000.00
DE Kentucky	DE Bus Services	05/11/2015	05/12/2015	1	0.1900	\$18,518,000.00	\$97.73	\$18,518,000.00
DE Ohio	DE Bus Services	05/11/2015	05/12/2015	1	0.1900	\$139,584,000.00	\$736.69	\$139,584,000.00
Duke Energy Corp	DE Bus Services	05/11/2015	05/12/2015	1	0.5877	\$41,383,000.00	\$675.58	\$41,383,000.00
PE Service Co	DE Bus Services	05/11/2015	05/12/2015	1	0.1900	\$176,910,000.00	\$933.69	\$176,910,000.00
DE Carolinas	DE Bus Services	05/12/2015	05/13/2015	1	0.1900	\$824,072,000.00	\$4,349.27	\$824,072,000.00
DE Kentucky	DE Bus Services	05/12/2015	05/13/2015	1	0.1900	\$20,206,000.00	\$106.64	\$20,206,000.00
DE Ohio	DE Bus Services	05/12/2015	05/13/2015	1	0.1900	\$148,249,000.00	\$782.43	\$148,249,000.00
Duke Energy Corp	DE Bus Services	05/12/2015	05/13/2015	1	0.5900	\$18,411,000.00	\$301.74	\$18,411,000.00
PE Service Co	DE Bus Services	05/12/2015	05/13/2015	1	0.1900	\$180,508,000.00	\$952.68	\$180,508,000.00
DE Carolinas	DE Bus Services	05/13/2015	05/14/2015	1	0.1700	\$782,589,000.00	\$3,695.56	\$782,589,000.00
DE Kentucky	DE Bus Services	05/13/2015	05/14/2015	1	0.1700	\$21,349,000.00	\$100.81	\$21,349,000.00
DE Ohio	DE Bus Services	05/13/2015	05/14/2015	1	0.1700	\$156,507,000.00	\$739.06	\$156,507,000.00
Duke Energy Corp	DE Bus Services	05/13/2015	05/14/2015	1	0.5849	\$62,196,000.00	\$1,010.51	\$62,196,000.00
PE Service Co	DE Bus Services	05/13/2015	05/14/2015	1	0.1700	\$182,369,000.00	\$861.19	\$182,369,000.00
DE Carolinas	DE Bus Services	05/14/2015	05/15/2015	1	0.2000	\$808,944,000.00	\$4,494.13	\$808,944,000.00
DE Kentucky	DE Bus Services	05/14/2015	05/15/2015	1	0.2000	\$22,309,000.00	\$123.94	\$22,309,000.00
DE Ohio	DE Bus Services	05/14/2015	05/15/2015	1	0.2000	\$164,045,000.00	\$911.36	\$164,045,000.00
Duke Energy Corp	DE Bus Services	05/14/2015	05/15/2015	1	0.5864	\$53,559,000.00	\$872.42	\$53,559,000.00
PE Service Co	DE Bus Services	05/14/2015	05/15/2015	1	0.2000	\$187,187,000.00	\$1,039.93	\$187,187,000.00
DE Carolinas	DE Bus Services	05/15/2015	05/18/2015	3	0.2600	\$728,323,000.00	\$15,780.33	\$2,184,969,000.00
DE Kentucky	DE Bus Services	05/15/2015	05/18/2015	3	0.2600	\$18,336,000.00	\$397.28	\$55,008,000.00
DE Ohio	DE Bus Services	05/15/2015	05/18/2015	3	0.2600	\$159,604,000.00	\$3,458.09	\$478,812,000.00

Duke Energy Corp	DE Bus Services	05/15/2015	05/18/2015	3	0.5698	\$229,057,000.00	\$10,876.39	\$687,171,000.00
PE Service Co	DE Bus Services	05/15/2015	05/18/2015	3	0.2600	\$179,256,000.00	\$3,883.88	\$537,768,000.00
DE Carolinas	DE Bus Services	05/18/2015	05/19/2015	1	0.2600	\$741,807,000.00	\$5,357.50	\$741,807,000.00
DE Kentucky	DE Bus Services	05/18/2015	05/19/2015	1	0.2600	\$18,366,000.00	\$132.64	\$18,366,000.00
DE Ohio	DE Bus Services	05/18/2015	05/19/2015	1	0.2600	\$167,426,000.00	\$1,209.19	\$167,426,000.00
Duke Energy Corp	DE Bus Services	05/18/2015	05/19/2015	1	0.5663	\$226,498,000.00	\$3,562.94	\$226,498,000.00
PE Service Co	DE Bus Services	05/18/2015	05/19/2015	1	0.2600	\$180,669,000.00	\$1,304.83	\$180,669,000.00
DE Carolinas	DE Bus Services	05/19/2015	05/20/2015	1	0.1400	\$781,631,000.00	\$3,039.68	\$781,631,000.00
DE Kentucky	DE Bus Services	05/19/2015	05/20/2015	1	0.1400	\$20,838,000.00	\$81.04	\$20,838,000.00
DE Ohio	DE Bus Services	05/19/2015	05/20/2015	1	0.1400	\$179,445,000.00	\$697.84	\$179,445,000.00
Duke Energy Corp	DE Bus Services	05/19/2015	05/20/2015	1	0.5694	\$173,286,000.00	\$2,740.81	\$173,286,000.00
PE Service Co	DE Bus Services	05/19/2015	05/20/2015	1	0.1400	\$185,743,000.00	\$722.33	\$185,743,000.00
DE Carolinas	DE Bus Services	05/20/2015	05/21/2015	1	0.1400	\$775,666,000.00	\$3,016.48	\$775,666,000.00
DE Kentucky	DE Bus Services	05/20/2015	05/21/2015	1	0.1400	\$20,022,000.00	\$77.86	\$20,022,000.00
DE Ohio	DE Bus Services	05/20/2015	05/21/2015	1	0.1400	\$95,603,000.00	\$371.79	\$95,603,000.00
Duke Energy Corp	DE Bus Services	05/20/2015	05/21/2015	1	0.5546	\$276,104,000.00	\$4,253.54	\$276,104,000.00
PE Service Co	DE Bus Services	05/20/2015	05/21/2015	1	0.1400	\$180,587,000.00	\$702.28	\$180,587,000.00
DE Carolinas	DE Bus Services	05/21/2015	05/22/2015	1	0.1600	\$843,166,000.00	\$3,747.40	\$843,166,000.00
DE Kentucky	DE Bus Services	05/21/2015	05/22/2015	1	0.1600	\$22,014,000.00	\$97.84	\$22,014,000.00
DE Ohio	DE Bus Services	05/21/2015	05/22/2015	1	0.1600	\$83,982,000.00	\$373.25	\$83,982,000.00
Duke Energy Corp	DE Bus Services	05/21/2015	05/22/2015	1	0.5603	\$218,170,000.00	\$3,395.57	\$218,170,000.00
PE Service Co	DE Bus Services	05/21/2015	05/22/2015	1	0.1600	\$186,364,000.00	\$828.28	\$186,364,000.00
DE Carolinas	DE Bus Services	05/22/2015	05/26/2015	4	0.1800	\$841,365,000.00	\$16,827.30	\$3,365,460,000.00
DE Kentucky	DE Bus Services	05/22/2015	05/26/2015	4	0.1800	\$22,020,000.00	\$440.40	\$88,080,000.00
DE Ohio	DE Bus Services	05/22/2015	05/26/2015	4	0.1800	\$89,331,000.00	\$1,786.62	\$357,324,000.00
Duke Energy Corp	DE Bus Services	05/22/2015	05/26/2015	4	0.5598	\$219,265,000.00	\$13,638.28	\$877,060,000.00
PE Service Co	DE Bus Services	05/22/2015	05/26/2015	4	0.1800	\$184,741,000.00	\$3,694.82	\$738,964,000.00
DE Carolinas	DE Bus Services	05/26/2015	05/27/2015	1	0.1800	\$807,084,000.00	\$4,035.42	\$807,084,000.00
DE Kentucky	DE Bus Services	05/26/2015	05/27/2015	1	0.1800	\$19,517,000.00	\$97.59	\$19,517,000.00
DE Ohio	DE Bus Services	05/26/2015	05/27/2015	1	0.1800	\$93,548,000.00	\$467.74	\$93,548,000.00
Duke Energy Corp	DE Bus Services	05/26/2015	05/27/2015	1	0.5571	\$276,356,000.00	\$4,276.61	\$276,356,000.00
PE Service Co	DE Bus Services	05/26/2015	05/27/2015	1	0.1800	\$182,693,000.00	\$913.47	\$182,693,000.00
DE Carolinas	DE Bus Services	05/27/2015	05/28/2015	1	0.1900	\$569,247,000.00	\$3,004.36	\$569,247,000.00
DE Kentucky	DE Bus Services	05/27/2015	05/28/2015	1	0.1900	\$8,761,000.00	\$46.24	\$8,761,000.00
DE Ohio	DE Bus Services	05/27/2015	05/28/2015	1	0.1900	\$39,546,000.00	\$208.72	\$39,546,000.00
Duke Energy Corp	DE Bus Services	05/27/2015	05/28/2015	1	0.5620	\$174,476,000.00	\$2,723.76	\$174,476,000.00
PE Service Co	DE Bus Services	05/27/2015	05/28/2015	1	0.1900	\$149,528,000.00	\$789.18	\$149,528,000.00
DE Carolinas	DE Bus Services	05/28/2015	05/29/2015	1	0.1600	\$602,849,000.00	\$2,679.33	\$602,849,000.00
DE Kentucky	DE Bus Services	05/28/2015	05/29/2015	1	0.1600	\$7,463,000.00	\$33.17	\$7,463,000.00
DE Ohio	DE Bus Services	05/28/2015	05/29/2015	1	0.1600	\$40,452,000.00	\$179.79	\$40,452,000.00

Duke Energy Corp	DE Bus Services	05/28/2015	05/29/2015	1	0.5659	\$143,915,000.00	\$2,262.26	\$143,915,000.00
PE Service Co	DE Bus Services	05/28/2015	05/29/2015	1	0.1600	\$152,460,000.00	\$677.60	\$152,460,000.00
DE Carolinas	DE Bus Services	05/29/2015	06/01/2015	3	0.1600	\$578,599,000.00	\$7,714.65	\$1,735,797,000.00
DE Kentucky	DE Bus Services	05/29/2015	06/01/2015	3	0.1600	\$6,634,000.00	\$88.45	\$19,902,000.00
DE Ohio	DE Bus Services	05/29/2015	06/01/2015	3	0.1600	\$29,868,000.00	\$398.24	\$89,604,000.00
Duke Energy Corp	DE Bus Services	05/29/2015	06/01/2015	3	0.5529	\$281,843,000.00	\$12,985.92	\$845,529,000.00
PE Service Co	DE Bus Services	05/29/2015	06/01/2015	3	0.1600	\$152,065,000.00	\$2,027.53	\$456,195,000.00
DE Carolinas	DE Bus Services	06/01/2015	06/02/2015	1	0.2000	\$488,945,000.00	\$2,716.36	\$488,945,000.00
DE Kentucky	DE Bus Services	06/01/2015	06/02/2015	1	0.2000	\$3,888,000.00	\$21.60	\$3,888,000.00
DE Ohio	DE Bus Services	06/01/2015	06/02/2015	1	0.2000	\$27,980,000.00	\$155.44	\$27,980,000.00
Duke Energy Corp	DE Bus Services	06/01/2015	06/02/2015	1	0.5453	\$397,361,000.00	\$6,018.92	\$397,361,000.00
PE Service Co	DE Bus Services	06/01/2015	06/02/2015	1	0.2000	\$152,589,000.00	\$847.72	\$152,589,000.00
DE Carolinas	DE Bus Services	06/02/2015	06/03/2015	1	0.1600	\$535,794,000.00	\$2,381.31	\$535,794,000.00
DE Kentucky	DE Bus Services	06/02/2015	06/03/2015	1	0.1600	\$5,100,000.00	\$22.67	\$5,100,000.00
DE Ohio	DE Bus Services	06/02/2015	06/03/2015	1	0.1600	\$40,987,000.00	\$182.16	\$40,987,000.00
Duke Energy Corp	DE Bus Services	06/02/2015	06/03/2015	1	0.5386	\$340,214,000.00	\$5,089.98	\$340,214,000.00
PE Service Co	DE Bus Services	06/02/2015	06/03/2015	1	0.1600	\$155,591,000.00	\$691.52	\$155,591,000.00
DE Carolinas	DE Bus Services	06/03/2015	06/04/2015	1	0.1700	\$572,716,000.00	\$2,704.49	\$572,716,000.00
DE Kentucky	DE Bus Services	06/03/2015	06/04/2015	1	0.1700	\$6,081,000.00	\$28.72	\$6,081,000.00
DE Ohio	DE Bus Services	06/03/2015	06/04/2015	1	0.1700	\$49,136,000.00	\$232.03	\$49,136,000.00
Duke Energy Corp	DE Bus Services	06/03/2015	06/04/2015	1	0.5418	\$293,632,000.00	\$4,419.16	\$293,632,000.00
PE Service Co	DE Bus Services	06/03/2015	06/04/2015	1	0.1700	\$158,972,000.00	\$750.70	\$158,972,000.00
DE Carolinas	DE Bus Services	06/04/2015	06/05/2015	1	0.1700	\$601,038,000.00	\$2,838.24	\$601,038,000.00
DE Kentucky	DE Bus Services	06/04/2015	06/05/2015	1	0.1700	\$15,529,000.00	\$73.33	\$15,529,000.00
DE Ohio	DE Bus Services	06/04/2015	06/05/2015	1	0.1700	\$45,245,000.00	\$213.66	\$45,245,000.00
Duke Energy Corp	DE Bus Services	06/04/2015	06/05/2015	1	0.5447	\$257,512,000.00	\$3,896.30	\$257,512,000.00
PE Service Co	DE Bus Services	06/04/2015	06/05/2015	1	0.1700	\$163,272,000.00	\$771.01	\$163,272,000.00
DE Carolinas	DE Bus Services	06/05/2015	06/08/2015	3	0.1700	\$621,451,000.00	\$8,803.89	\$1,864,353,000.00
DE Kentucky	DE Bus Services	06/05/2015	06/08/2015	3	0.1700	\$15,999,000.00	\$226.65	\$47,997,000.00
DE Ohio	DE Bus Services	06/05/2015	06/08/2015	3	0.1700	\$49,772,000.00	\$705.10	\$149,316,000.00
Duke Energy Corp	DE Bus Services	06/05/2015	06/08/2015	3	0.5446	\$232,766,000.00	\$10,563.70	\$698,298,000.00
PE Service Co	DE Bus Services	06/05/2015	06/08/2015	3	0.1700	\$165,512,000.00	\$2,344.75	\$496,536,000.00
DE Carolinas	DE Bus Services	06/08/2015	06/09/2015	1	0.1800	\$611,850,000.00	\$3,059.25	\$611,850,000.00
DE Kentucky	DE Bus Services	06/08/2015	06/09/2015	1	0.1800	\$16,478,000.00	\$82.39	\$16,478,000.00
DE Ohio	DE Bus Services	06/08/2015	06/09/2015	1	0.1800	\$57,634,000.00	\$288.17	\$57,634,000.00
Duke Energy Corp	DE Bus Services	06/08/2015	06/09/2015	1	0.5289	\$253,520,000.00	\$3,724.63	\$253,520,000.00
PE Service Co	DE Bus Services	06/08/2015	06/09/2015	1	0.1800	\$161,740,000.00	\$808.70	\$161,740,000.00
DE Carolinas	DE Bus Services	06/09/2015	06/10/2015	1	0.1900	\$622,248,000.00	\$3,284.09	\$622,248,000.00
DE Kentucky	DE Bus Services	06/09/2015	06/10/2015	1	0.1900	\$17,885,000.00	\$94.39	\$17,885,000.00
DE Ohio	DE Bus Services	06/09/2015	06/10/2015	1	0.1900	\$64,502,000.00	\$340.43	\$64,502,000.00

Duke Energy Corp	DE Bus Services	06/09/2015	06/10/2015	1	0.5281	\$236,406,000.00	\$3,467.94	\$236,406,000.00
PE Service Co	DE Bus Services	06/09/2015	06/10/2015	1	0.1900	\$162,222,000.00	\$856.17	\$162,222,000.00
DE Carolinas	DE Bus Services	06/10/2015	06/11/2015	1	0.1800	\$650,744,000.00	\$3,253.72	\$650,744,000.00
DE Kentucky	DE Bus Services	06/10/2015	06/11/2015	1	0.1800	\$18,725,000.00	\$93.63	\$18,725,000.00
DE Ohio	DE Bus Services	06/10/2015	06/11/2015	1	0.1800	\$71,913,000.00	\$359.57	\$71,913,000.00
Duke Energy Corp	DE Bus Services	06/10/2015	06/11/2015	1	0.5246	\$201,657,000.00	\$2,938.59	\$201,657,000.00
PE Service Co	DE Bus Services	06/10/2015	06/11/2015	1	0.1800	\$166,685,000.00	\$833.43	\$166,685,000.00
DE Carolinas	DE Bus Services	06/11/2015	06/12/2015	1	0.1800	\$658,083,000.00	\$3,290.42	\$658,083,000.00
DE Kentucky	DE Bus Services	06/11/2015	06/12/2015	1	0.1800	\$19,017,000.00	\$95.09	\$19,017,000.00
DE Ohio	DE Bus Services	06/11/2015	06/12/2015	1	0.1800	\$77,039,000.00	\$385.20	\$77,039,000.00
Duke Energy Corp	DE Bus Services	06/11/2015	06/12/2015	1	0.6019	\$186,703,000.00	\$3,121.57	\$186,703,000.00
PE Service Co	DE Bus Services	06/11/2015	06/12/2015	1	0.1800	\$169,594,000.00	\$847.97	\$169,594,000.00
DE Carolinas	DE Bus Services	06/12/2015	06/15/2015	3	0.1700	\$662,077,000.00	\$9,379.42	\$1,986,231,000.00
DE Kentucky	DE Bus Services	06/12/2015	06/15/2015	3	0.1700	\$18,126,000.00	\$256.79	\$54,378,000.00
DE Ohio	DE Bus Services	06/12/2015	06/15/2015	3	0.1700	\$85,524,000.00	\$1,211.59	\$256,572,000.00
Duke Energy Corp	DE Bus Services	06/12/2015	06/15/2015	3	0.6160	\$204,221,000.00	\$10,483.34	\$612,663,000.00
PE Service Co	DE Bus Services	06/12/2015	06/15/2015	3	0.1700	\$171,520,000.00	\$2,429.87	\$514,560,000.00
DE Carolinas	DE Bus Services	06/15/2015	06/16/2015	1	0.1800	\$561,590,000.00	\$2,807.95	\$561,590,000.00
DE Kentucky	DE Bus Services	06/15/2015	06/16/2015	1	0.1800	\$15,506,000.00	\$77.53	\$15,506,000.00
DE Ohio	DE Bus Services	06/15/2015	06/16/2015	1	0.1800	\$67,881,000.00	\$339.41	\$67,881,000.00
Duke Energy Corp	DE Bus Services	06/15/2015	06/16/2015	1	0.5749	\$419,365,000.00	\$6,697.03	\$419,365,000.00
PE Service Co	DE Bus Services	06/15/2015	06/16/2015	1	0.1800	\$159,895,000.00	\$799.48	\$159,895,000.00
DE Carolinas	DE Bus Services	06/16/2015	06/17/2015	1	0.2200	\$608,047,000.00	\$3,715.84	\$608,047,000.00
DE Kentucky	DE Bus Services	06/16/2015	06/17/2015	1	0.2200	\$16,778,000.00	\$102.53	\$16,778,000.00
DE Ohio	DE Bus Services	06/16/2015	06/17/2015	1	0.2200	\$73,999,000.00	\$452.22	\$73,999,000.00
Duke Energy Corp	DE Bus Services	06/16/2015	06/17/2015	1	0.5559	\$373,207,000.00	\$5,762.94	\$373,207,000.00
PE Service Co	DE Bus Services	06/16/2015	06/17/2015	1	0.2200	\$165,329,000.00	\$1,010.34	\$165,329,000.00
DE Carolinas	DE Bus Services	06/17/2015	06/18/2015	1	0.2200	\$676,597,000.00	\$4,134.76	\$676,597,000.00
DE Kentucky	DE Bus Services	06/17/2015	06/18/2015	1	0.2200	\$18,638,000.00	\$113.90	\$18,638,000.00
DE Ohio	DE Bus Services	06/17/2015	06/18/2015	1	0.2200	\$34,182,000.00	\$208.89	\$34,182,000.00
Duke Energy Corp	DE Bus Services	06/17/2015	06/18/2015	1	0.5388	\$338,133,000.00	\$5,060.72	\$338,133,000.00
PE Service Co	DE Bus Services	06/17/2015	06/18/2015	1	0.2200	\$172,482,000.00	\$1,054.06	\$172,482,000.00
DE Carolinas	DE Bus Services	06/18/2015	06/19/2015	1	0.2300	\$704,873,000.00	\$4,503.36	\$704,873,000.00
DE Kentucky	DE Bus Services	06/18/2015	06/19/2015	1	0.2300	\$20,254,000.00	\$129.40	\$20,254,000.00
DE Ohio	DE Bus Services	06/18/2015	06/19/2015	1	0.2300	\$41,781,000.00	\$266.93	\$41,781,000.00
Duke Energy Corp	DE Bus Services	06/18/2015	06/19/2015	1	0.5447	\$300,683,000.00	\$4,549.50	\$300,683,000.00
PE Service Co	DE Bus Services	06/18/2015	06/19/2015	1	0.2300	\$176,674,000.00	\$1,128.75	\$176,674,000.00
DE Carolinas	DE Bus Services	06/19/2015	06/22/2015	3	0.1700	\$692,696,000.00	\$9,813.19	\$2,078,088,000.00
DE Kentucky	DE Bus Services	06/19/2015	06/22/2015	3	0.1700	\$18,664,000.00	\$264.41	\$55,992,000.00
DE Ohio	DE Bus Services	06/19/2015	06/22/2015	3	0.1700	\$24,312,000.00	\$344.42	\$72,936,000.00

Duke Energy Corp	DE Bus Services	06/19/2015	06/22/2015	3	0.5455	\$339,540,000.00	\$15,434.92	\$1,018,620,000.00
PE Service Co	DE Bus Services	06/19/2015	06/22/2015	3	0.1700	\$173,722,000.00	\$2,461.06	\$521,166,000.00
DE Carolinas	DE Bus Services	06/22/2015	06/23/2015	1	0.1800	\$711,930,000.00	\$3,559.65	\$711,930,000.00
DE Kentucky	DE Bus Services	06/22/2015	06/23/2015	1	0.1800	\$17,291,000.00	\$86.46	\$17,291,000.00
DE Ohio	DE Bus Services	06/22/2015	06/23/2015	1	0.1800	\$6,067,000.00	\$30.34	\$6,067,000.00
Duke Energy Corp	DE Bus Services	06/22/2015	06/23/2015	1	0.5403	\$358,252,000.00	\$5,376.77	\$358,252,000.00
PE Service Co	DE Bus Services	06/22/2015	06/23/2015	1	0.1800	\$172,346,000.00	\$861.73	\$172,346,000.00
DE Carolinas	DE Bus Services	06/23/2015	06/24/2015	1	0.2000	\$482,259,000.00	\$2,679.22	\$482,259,000.00
DE Indiana	DE Bus Services	06/23/2015	06/24/2015	1	0.2000	\$7,044,000.00	\$39.13	\$7,044,000.00
DE Kentucky	DE Bus Services	06/23/2015	06/24/2015	1	0.2000	\$1,202,000.00	\$6.68	\$1,202,000.00
Duke Energy Corp	DE Bus Services	06/23/2015	06/24/2015	1	0.5475	\$232,536,000.00	\$3,536.49	\$232,536,000.00
PE Service Co	DE Bus Services	06/23/2015	06/24/2015	1	0.2000	\$144,730,000.00	\$804.06	\$144,730,000.00
DE Carolinas	DE Bus Services	06/24/2015	06/25/2015	1	0.1700	\$513,703,000.00	\$2,425.82	\$513,703,000.00
DE Indiana	DE Bus Services	06/24/2015	06/25/2015	1	0.1700	\$2,060,000.00	\$9.73	\$2,060,000.00
DE Kentucky	DE Bus Services	06/24/2015	06/25/2015	1	0.1700	\$1,782,000.00	\$8.42	\$1,782,000.00
DE Ohio	DE Bus Services	06/24/2015	06/25/2015	1	0.1700	\$3,651,000.00	\$17.24	\$3,651,000.00
Duke Energy Corp	DE Bus Services	06/24/2015	06/25/2015	1	0.5553	\$200,176,000.00	\$3,087.83	\$200,176,000.00
PE Service Co	DE Bus Services	06/24/2015	06/25/2015	1	0.1700	\$147,983,000.00	\$698.81	\$147,983,000.00
DE Carolinas	DE Bus Services	06/25/2015	06/26/2015	1	0.2100	\$484,942,000.00	\$2,828.83	\$484,942,000.00
DE Indiana	DE Bus Services	06/25/2015	06/26/2015	1	0.2100	\$13,405,000.00	\$78.20	\$13,405,000.00
DE Kentucky	DE Bus Services	06/25/2015	06/26/2015	1	0.2100	\$717,000.00	\$4.18	\$717,000.00
Duke Energy Corp	DE Bus Services	06/25/2015	06/26/2015	1	0.5489	\$231,651,000.00	\$3,532.03	\$231,651,000.00
PE Service Co	DE Bus Services	06/25/2015	06/26/2015	1	0.2100	\$147,534,000.00	\$860.62	\$147,534,000.00
DE Carolinas	DE Bus Services	06/26/2015	06/29/2015	3	0.2000	\$494,775,000.00	\$8,246.25	\$1,484,325,000.00
DE Indiana	DE Bus Services	06/26/2015	06/29/2015	3	0.2000	\$20,200,000.00	\$336.67	\$60,600,000.00
DE Kentucky	DE Bus Services	06/26/2015	06/29/2015	3	0.2000	\$758,000.00	\$12.63	\$2,274,000.00
DE Ohio	DE Bus Services	06/26/2015	06/29/2015	3	0.2000	\$1,614,000.00	\$26.90	\$4,842,000.00
Duke Energy Corp	DE Bus Services	06/26/2015	06/29/2015	3	0.5222	\$276,595,000.00	\$12,036.49	\$829,785,000.00
PE Service Co	DE Bus Services	06/26/2015	06/29/2015	3	0.2000	\$148,580,000.00	\$2,476.33	\$445,740,000.00
DE Carolinas	DE Bus Services	06/29/2015	06/30/2015	1	0.1600	\$506,043,000.00	\$2,249.08	\$506,043,000.00
DE Indiana	DE Bus Services	06/29/2015	06/30/2015	1	0.1600	\$18,776,000.00	\$83.45	\$18,776,000.00
DE Ohio	DE Bus Services	06/29/2015	06/30/2015	1	0.1600	\$4,399,000.00	\$19.55	\$4,399,000.00
Duke Energy Corp	DE Bus Services	06/29/2015	06/30/2015	1	0.5251	\$295,225,000.00	\$4,306.18	\$295,225,000.00
PE Service Co	DE Bus Services	06/29/2015	06/30/2015	1	0.1600	\$150,905,000.00	\$670.69	\$150,905,000.00
DE Carolinas	DE Bus Services	06/30/2015	07/01/2015	1	0.1700	\$497,636,000.00	\$2,349.95	\$497,636,000.00
DE Indiana	DE Bus Services	06/30/2015	07/01/2015	1	0.1700	\$17,973,000.00	\$84.87	\$17,973,000.00
DE Ohio	DE Bus Services	06/30/2015	07/01/2015	1	0.1700	\$10,559,000.00	\$49.86	\$10,559,000.00
Duke Energy Corp	DE Bus Services	06/30/2015	07/01/2015	1	0.5192	\$350,405,000.00	\$5,053.62	\$350,405,000.00
PE Service Co	DE Bus Services	06/30/2015	07/01/2015	1	0.1700	\$151,345,000.00	\$714.68	\$151,345,000.00
DE Carolinas	DE Bus Services	07/01/2015	07/02/2015	1	0.1000	\$580,243,000.00	\$1,611.79	\$580,243,000.00

DE Indiana	DE Bus Services	07/01/2015	07/02/2015	1	0.1000	\$24,206,000.00	\$67.24	\$24,206,000.00
DE Ohio	DE Bus Services	07/01/2015	07/02/2015	1	0.1000	\$17,662,000.00	\$49.06	\$17,662,000.00
Duke Energy Corp	DE Bus Services	07/01/2015	07/02/2015	1	0.5288	\$263,521,000.00	\$3,870.83	\$263,521,000.00
PE Service Co	DE Bus Services	07/01/2015	07/02/2015	1	0.1000	\$157,436,000.00	\$437.32	\$157,436,000.00
DE Carolinas	DE Bus Services	07/02/2015	07/03/2015	1	0.1600	\$609,357,000.00	\$2,708.25	\$609,357,000.00
DE Indiana	DE Bus Services	07/02/2015	07/03/2015	1	0.1600	\$26,992,000.00	\$119.96	\$26,992,000.00
DE Ohio	DE Bus Services	07/02/2015	07/03/2015	1	0.1600	\$20,719,000.00	\$92.08	\$20,719,000.00
Duke Energy Corp	DE Bus Services	07/02/2015	07/03/2015	1	0.5180	\$235,301,000.00	\$3,385.72	\$235,301,000.00
PE Service Co	DE Bus Services	07/02/2015	07/03/2015	1	0.1600	\$161,521,000.00	\$717.87	\$161,521,000.00
DE Carolinas	DE Bus Services	07/03/2015	07/06/2015	3	0.1600	\$602,770,000.00	\$8,036.93	\$1,808,310,000.00
DE Indiana	DE Bus Services	07/03/2015	07/06/2015	3	0.1600	\$22,467,000.00	\$299.56	\$67,401,000.00
DE Ohio	DE Bus Services	07/03/2015	07/06/2015	3	0.1600	\$22,089,000.00	\$294.52	\$66,267,000.00
Duke Energy Corp	DE Bus Services	07/03/2015	07/06/2015	3	0.5180	\$264,484,000.00	\$11,416.89	\$793,452,000.00
PE Service Co	DE Bus Services	07/03/2015	07/06/2015	3	0.1600	\$161,762,000.00	\$2,156.83	\$485,286,000.00
DE Carolinas	DE Bus Services	07/06/2015	07/07/2015	1	0.1400	\$625,066,000.00	\$2,430.81	\$625,066,000.00
DE Indiana	DE Bus Services	07/06/2015	07/07/2015	1	0.1400	\$27,352,000.00	\$106.37	\$27,352,000.00
DE Ohio	DE Bus Services	07/06/2015	07/07/2015	1	0.1400	\$26,009,000.00	\$101.15	\$26,009,000.00
Duke Energy Corp	DE Bus Services	07/06/2015	07/07/2015	1	0.5252	\$230,215,000.00	\$3,358.58	\$230,215,000.00
PE Service Co	DE Bus Services	07/06/2015	07/07/2015	1	0.1400	\$164,998,000.00	\$641.66	\$164,998,000.00
DE Carolinas	DE Bus Services	07/07/2015	07/08/2015	1	0.2200	\$621,396,000.00	\$3,797.42	\$621,396,000.00
DE Indiana	DE Bus Services	07/07/2015	07/08/2015	1	0.2200	\$31,769,000.00	\$194.14	\$31,769,000.00
DE Kentucky	DE Bus Services	07/07/2015	07/08/2015	1	0.2200	\$6,236,000.00	\$38.11	\$6,236,000.00
DE Ohio	DE Bus Services	07/07/2015	07/08/2015	1	0.2200	\$14,520,000.00	\$88.73	\$14,520,000.00
Duke Energy Corp	DE Bus Services	07/07/2015	07/08/2015	1	0.5284	\$240,801,000.00	\$3,534.42	\$240,801,000.00
PE Service Co	DE Bus Services	07/07/2015	07/08/2015	1	0.2200	\$164,240,000.00	\$1,003.69	\$164,240,000.00
DE Carolinas	DE Bus Services	07/08/2015	07/09/2015	1	0.1500	\$657,522,000.00	\$2,739.68	\$657,522,000.00
DE Indiana	DE Bus Services	07/08/2015	07/09/2015	1	0.1500	\$39,762,000.00	\$165.68	\$39,762,000.00
DE Kentucky	DE Bus Services	07/08/2015	07/09/2015	1	0.1500	\$7,048,000.00	\$29.37	\$7,048,000.00
DE Ohio	DE Bus Services	07/08/2015	07/09/2015	1	0.1500	\$19,086,000.00	\$79.53	\$19,086,000.00
Duke Energy Corp	DE Bus Services	07/08/2015	07/09/2015	1	0.5217	\$196,572,000.00	\$2,848.66	\$196,572,000.00
PE Service Co	DE Bus Services	07/08/2015	07/09/2015	1	0.1500	\$165,257,000.00	\$688.57	\$165,257,000.00
DE Carolinas	DE Bus Services	07/09/2015	07/10/2015	1	0.1500	\$686,490,000.00	\$2,860.38	\$686,490,000.00
DE Indiana	DE Bus Services	07/09/2015	07/10/2015	1	0.1500	\$35,682,000.00	\$148.68	\$35,682,000.00
DE Kentucky	DE Bus Services	07/09/2015	07/10/2015	1	0.1500	\$8,302,000.00	\$34.59	\$8,302,000.00
DE Ohio	DE Bus Services	07/09/2015	07/10/2015	1	0.1500	\$26,407,000.00	\$110.03	\$26,407,000.00
Duke Energy Corp	DE Bus Services	07/09/2015	07/10/2015	1	0.5259	\$162,086,000.00	\$2,367.81	\$162,086,000.00
PE Service Co	DE Bus Services	07/09/2015	07/10/2015	1	0.1500	\$169,598,000.00	\$706.66	\$169,598,000.00
DE Carolinas	DE Bus Services	07/10/2015	07/13/2015	3	0.1300	\$695,867,000.00	\$7,538.56	\$2,087,601,000.00
DE Indiana	DE Bus Services	07/10/2015	07/13/2015	3	0.1300	\$41,091,000.00	\$445.15	\$123,273,000.00
DE Kentucky	DE Bus Services	07/10/2015	07/13/2015	3	0.1300	\$8,852,000.00	\$95.90	\$26,556,000.00

DE Ohio	DE Bus Services	07/10/2015	07/13/2015	3	0.1300	\$30,471,000.00	\$330.10	\$91,413,000.00
Duke Energy Corp	DE Bus Services	07/10/2015	07/13/2015	3	0.5178	\$166,573,000.00	\$7,187.62	\$499,719,000.00
PE Service Co	DE Bus Services	07/10/2015	07/13/2015	3	0.1300	\$169,413,000.00	\$1,835.31	\$508,239,000.00
DE Carolinas	DE Bus Services	07/13/2015	07/14/2015	1	0.1300	\$705,759,000.00	\$2,548.57	\$705,759,000.00
DE Indiana	DE Bus Services	07/13/2015	07/14/2015	1	0.1300	\$39,233,000.00	\$141.67	\$39,233,000.00
DE Kentucky	DE Bus Services	07/13/2015	07/14/2015	1	0.1300	\$9,399,000.00	\$33.94	\$9,399,000.00
DE Ohio	DE Bus Services	07/13/2015	07/14/2015	1	0.1300	\$33,983,000.00	\$122.72	\$33,983,000.00
Duke Energy Corp	DE Bus Services	07/13/2015	07/14/2015	1	0.5123	\$167,727,000.00	\$2,386.85	\$167,727,000.00
PE Service Co	DE Bus Services	07/13/2015	07/14/2015	1	0.1300	\$171,842,000.00	\$620.54	\$171,842,000.00
DE Carolinas	DE Bus Services	07/14/2015	07/15/2015	1	0.2100	\$731,501,000.00	\$4,267.09	\$731,501,000.00
DE Indiana	DE Bus Services	07/14/2015	07/15/2015	1	0.2100	\$37,892,000.00	\$221.04	\$37,892,000.00
DE Kentucky	DE Bus Services	07/14/2015	07/15/2015	1	0.2100	\$10,191,000.00	\$59.45	\$10,191,000.00
DE Ohio	DE Bus Services	07/14/2015	07/15/2015	1	0.2100	\$42,867,000.00	\$250.06	\$42,867,000.00
Duke Energy Corp	DE Bus Services	07/14/2015	07/15/2015	1	0.5175	\$139,243,000.00	\$2,001.62	\$139,243,000.00
PE Service Co	DE Bus Services	07/14/2015	07/15/2015	1	0.2100	\$175,168,000.00	\$1,021.81	\$175,168,000.00
DE Carolinas	DE Bus Services	07/15/2015	07/16/2015	1	0.2100	\$689,684,000.00	\$4,023.16	\$689,684,000.00
DE Indiana	DE Bus Services	07/15/2015	07/16/2015	1	0.2100	\$22,327,000.00	\$130.24	\$22,327,000.00
DE Kentucky	DE Bus Services	07/15/2015	07/16/2015	1	0.2100	\$9,173,000.00	\$53.51	\$9,173,000.00
DE Ohio	DE Bus Services	07/15/2015	07/16/2015	1	0.2100	\$48,706,000.00	\$284.12	\$48,706,000.00
Duke Energy Corp	DE Bus Services	07/15/2015	07/16/2015	1	0.5148	\$261,679,000.00	\$3,742.01	\$261,679,000.00
PE Service Co	DE Bus Services	07/15/2015	07/16/2015	1	0.2100	\$172,742,000.00	\$1,007.66	\$172,742,000.00
DE Carolinas	DE Bus Services	07/16/2015	07/17/2015	1	0.1900	\$735,685,000.00	\$3,882.78	\$735,685,000.00
DE Indiana	DE Bus Services	07/16/2015	07/17/2015	1	0.1900	\$29,850,000.00	\$157.54	\$29,850,000.00
DE Kentucky	DE Bus Services	07/16/2015	07/17/2015	1	0.1900	\$10,367,000.00	\$54.71	\$10,367,000.00
DE Ohio	DE Bus Services	07/16/2015	07/17/2015	1	0.1900	\$54,314,000.00	\$286.66	\$54,314,000.00
Duke Energy Corp	DE Bus Services	07/16/2015	07/17/2015	1	0.5118	\$198,536,000.00	\$2,822.52	\$198,536,000.00
PE Service Co	DE Bus Services	07/16/2015	07/17/2015	1	0.1900	\$179,527,000.00	\$947.50	\$179,527,000.00
DE Carolinas	DE Bus Services	07/17/2015	07/20/2015	3	0.2000	\$767,739,000.00	\$12,795.65	\$2,303,217,000.00
DE Indiana	DE Bus Services	07/17/2015	07/20/2015	3	0.2000	\$37,843,000.00	\$630.72	\$113,529,000.00
DE Kentucky	DE Bus Services	07/17/2015	07/20/2015	3	0.2000	\$11,188,000.00	\$186.47	\$33,564,000.00
DE Ohio	DE Bus Services	07/17/2015	07/20/2015	3	0.2000	\$61,348,000.00	\$1,022.47	\$184,044,000.00
Duke Energy Corp	DE Bus Services	07/17/2015	07/20/2015	3	0.5132	\$152,410,000.00	\$6,518.07	\$457,230,000.00
PE Service Co	DE Bus Services	07/17/2015	07/20/2015	3	0.2000	\$182,422,000.00	\$3,040.37	\$547,266,000.00
DE Carolinas	DE Bus Services	07/20/2015	07/21/2015	1	0.2000	\$756,473,000.00	\$4,202.63	\$756,473,000.00
DE Indiana	DE Bus Services	07/20/2015	07/21/2015	1	0.2000	\$46,754,000.00	\$259.74	\$46,754,000.00
DE Kentucky	DE Bus Services	07/20/2015	07/21/2015	1	0.2000	\$9,509,000.00	\$52.83	\$9,509,000.00
DE Ohio	DE Bus Services	07/20/2015	07/21/2015	1	0.2000	\$31,404,000.00	\$174.47	\$31,404,000.00
Duke Energy Corp	DE Bus Services	07/20/2015	07/21/2015	1	0.5124	\$223,683,000.00	\$3,183.75	\$223,683,000.00
PE Service Co	DE Bus Services	07/20/2015	07/21/2015	1	0.2000	\$174,614,000.00	\$970.08	\$174,614,000.00
DE Carolinas	DE Bus Services	07/21/2015	07/22/2015	1	0.2000	\$804,668,000.00	\$4,470.38	\$804,668,000.00

DE Indiana	DE Bus Services	07/21/2015	07/22/2015	1	0.2000	\$47,983,000.00	\$266.57	\$47,983,000.00
DE Kentucky	DE Bus Services	07/21/2015	07/22/2015	1	0.2000	\$10,520,000.00	\$58.44	\$10,520,000.00
DE Ohio	DE Bus Services	07/21/2015	07/22/2015	1	0.2000	\$18,432,000.00	\$102.40	\$18,432,000.00
Duke Energy Corp	DE Bus Services	07/21/2015	07/22/2015	1	0.5091	\$187,997,000.00	\$2,658.59	\$187,997,000.00
PE Service Co	DE Bus Services	07/21/2015	07/22/2015	1	0.2000	\$179,889,000.00	\$999.38	\$179,889,000.00
DE Carolinas	DE Bus Services	07/22/2015	07/23/2015	1	0.2100	\$866,333,000.00	\$5,053.61	\$866,333,000.00
DE Indiana	DE Bus Services	07/22/2015	07/23/2015	1	0.2100	\$57,542,000.00	\$335.66	\$57,542,000.00
DE Kentucky	DE Bus Services	07/22/2015	07/23/2015	1	0.2100	\$11,905,000.00	\$69.45	\$11,905,000.00
DE Ohio	DE Bus Services	07/22/2015	07/23/2015	1	0.2100	\$25,834,000.00	\$150.70	\$25,834,000.00
Duke Energy Corp	DE Bus Services	07/22/2015	07/23/2015	1	0.5069	\$104,357,000.00	\$1,469.40	\$104,357,000.00
PE Service Co	DE Bus Services	07/22/2015	07/23/2015	1	0.2100	\$186,025,000.00	\$1,085.15	\$186,025,000.00
DE Carolinas	DE Bus Services	07/23/2015	07/24/2015	1	0.1800	\$609,158,000.00	\$3,045.79	\$609,158,000.00
DE Indiana	DE Bus Services	07/23/2015	07/24/2015	1	0.1800	\$26,712,000.00	\$133.56	\$26,712,000.00
DE Kentucky	DE Bus Services	07/23/2015	07/24/2015	1	0.1800	\$7,896,000.00	\$39.48	\$7,896,000.00
Duke Energy Corp	DE Bus Services	07/23/2015	07/24/2015	1	0.5069	\$43,035,000.00	\$605.96	\$43,035,000.00
PE Service Co	DE Bus Services	07/23/2015	07/24/2015	1	0.1800	\$142,276,000.00	\$711.38	\$142,276,000.00
DE Carolinas	DE Bus Services	07/24/2015	07/27/2015	3	0.1800	\$598,489,000.00	\$8,977.34	\$1,795,467,000.00
DE Indiana	DE Bus Services	07/24/2015	07/27/2015	3	0.1800	\$16,920,000.00	\$253.80	\$50,760,000.00
DE Kentucky	DE Bus Services	07/24/2015	07/27/2015	3	0.1800	\$7,351,000.00	\$110.27	\$22,053,000.00
Duke Energy Corp	DE Bus Services	07/24/2015	07/27/2015	3	0.4957	\$103,616,000.00	\$4,280.20	\$310,848,000.00
PE Service Co	DE Bus Services	07/24/2015	07/27/2015	3	0.1800	\$140,415,000.00	\$2,106.23	\$421,245,000.00
DE Carolinas	DE Bus Services	07/27/2015	07/28/2015	1	0.2000	\$573,311,000.00	\$3,185.06	\$573,311,000.00
DE Indiana	DE Bus Services	07/27/2015	07/28/2015	1	0.2000	\$21,746,000.00	\$120.81	\$21,746,000.00
DE Kentucky	DE Bus Services	07/27/2015	07/28/2015	1	0.2000	\$6,539,000.00	\$36.33	\$6,539,000.00
Duke Energy Corp	DE Bus Services	07/27/2015	07/28/2015	1	0.4931	\$136,812,000.00	\$1,873.94	\$136,812,000.00
PE Service Co	DE Bus Services	07/27/2015	07/28/2015	1	0.2000	\$144,139,000.00	\$800.77	\$144,139,000.00
DE Carolinas	DE Bus Services	07/28/2015	07/29/2015	1	0.2000	\$602,222,000.00	\$3,345.68	\$602,222,000.00
DE Indiana	DE Bus Services	07/28/2015	07/29/2015	1	0.2000	\$23,276,000.00	\$129.31	\$23,276,000.00
DE Kentucky	DE Bus Services	07/28/2015	07/29/2015	1	0.2000	\$7,155,000.00	\$39.75	\$7,155,000.00
Duke Energy Corp	DE Bus Services	07/28/2015	07/29/2015	1	0.4912	\$105,144,000.00	\$1,434.63	\$105,144,000.00
PE Service Co	DE Bus Services	07/28/2015	07/29/2015	1	0.2000	\$148,735,000.00	\$826.31	\$148,735,000.00
DE Carolinas	DE Bus Services	07/29/2015	07/30/2015	1	0.2300	\$636,939,000.00	\$4,069.33	\$636,939,000.00
DE Indiana	DE Bus Services	07/29/2015	07/30/2015	1	0.2300	\$28,890,000.00	\$184.58	\$28,890,000.00
DE Kentucky	DE Bus Services	07/29/2015	07/30/2015	1	0.2300	\$7,281,000.00	\$46.52	\$7,281,000.00
Duke Energy Corp	DE Bus Services	07/29/2015	07/30/2015	1	0.4896	\$65,349,000.00	\$888.75	\$65,349,000.00
PE Service Co	DE Bus Services	07/29/2015	07/30/2015	1	0.2300	\$150,565,000.00	\$961.94	\$150,565,000.00
DE Carolinas	DE Bus Services	07/30/2015	07/31/2015	1	0.2100	\$438,181,000.00	\$2,556.06	\$438,181,000.00
DE Indiana	DE Bus Services	07/30/2015	07/31/2015	1	0.2100	\$27,666,000.00	\$161.39	\$27,666,000.00
DE Kentucky	DE Bus Services	07/30/2015	07/31/2015	1	0.2100	\$4,072,000.00	\$23.75	\$4,072,000.00
Duke Energy Corp	DE Bus Services	07/30/2015	07/31/2015	1	0.4871	\$342,587,000.00	\$4,635.39	\$342,587,000.00

PE Service Co	DE Bus Services	07/30/2015	07/31/2015	1	0.2100	\$106,236,000.00	\$619.71	\$106,236,000.00
DE Carolinas	DE Bus Services	07/31/2015	08/03/2015	3	0.2000	\$450,447,000.00	\$7,507.45	\$1,351,341,000.00
DE Indiana	DE Bus Services	07/31/2015	08/03/2015	3	0.2000	\$28,932,000.00	\$482.20	\$86,796,000.00
Duke Energy Corp	DE Bus Services	07/31/2015	08/03/2015	3	0.4862	\$426,888,000.00	\$17,296.08	\$1,280,664,000.00
PE Service Co	DE Bus Services	07/31/2015	08/03/2015	3	0.2000	\$108,602,000.00	\$1,810.03	\$325,806,000.00
DE Carolinas	DE Bus Services	08/03/2015	08/04/2015	1	0.1800	\$474,444,000.00	\$2,372.22	\$474,444,000.00
DE Indiana	DE Bus Services	08/03/2015	08/04/2015	1	0.1800	\$31,631,000.00	\$158.16	\$31,631,000.00
DE Ohio	DE Bus Services	08/03/2015	08/04/2015	1	0.1800	\$12,698,000.00	\$63.49	\$12,698,000.00
Duke Energy Corp	DE Bus Services	08/03/2015	08/04/2015	1	0.4855	\$402,668,000.00	\$5,430.43	\$402,668,000.00
PE Service Co	DE Bus Services	08/03/2015	08/04/2015	1	0.1800	\$110,958,000.00	\$554.79	\$110,958,000.00
DE Carolinas	DE Bus Services	08/04/2015	08/05/2015	1	0.1800	\$506,186,000.00	\$2,530.93	\$506,186,000.00
DE Indiana	DE Bus Services	08/04/2015	08/05/2015	1	0.1800	\$34,456,000.00	\$172.28	\$34,456,000.00
DE Ohio	DE Bus Services	08/04/2015	08/05/2015	1	0.1800	\$17,911,000.00	\$89.56	\$17,911,000.00
Duke Energy Corp	DE Bus Services	08/04/2015	08/05/2015	1	0.4860	\$375,579,000.00	\$5,070.32	\$375,579,000.00
PE Service Co	DE Bus Services	08/04/2015	08/05/2015	1	0.1800	\$114,122,000.00	\$570.61	\$114,122,000.00
DE Carolinas	DE Bus Services	08/05/2015	08/06/2015	1	0.2200	\$540,109,000.00	\$3,300.67	\$540,109,000.00
DE Indiana	DE Bus Services	08/05/2015	08/06/2015	1	0.2200	\$40,100,000.00	\$245.06	\$40,100,000.00
DE Ohio	DE Bus Services	08/05/2015	08/06/2015	1	0.2200	\$22,778,000.00	\$139.20	\$22,778,000.00
Duke Energy Corp	DE Bus Services	08/05/2015	08/06/2015	1	0.4769	\$334,490,000.00	\$4,431.06	\$334,490,000.00
PE Service Co	DE Bus Services	08/05/2015	08/06/2015	1	0.2200	\$117,090,000.00	\$715.55	\$117,090,000.00
DE Carolinas	DE Bus Services	08/06/2015	08/07/2015	1	0.2200	\$563,657,000.00	\$3,444.57	\$563,657,000.00
DE Indiana	DE Bus Services	08/06/2015	08/07/2015	1	0.2200	\$48,399,000.00	\$295.77	\$48,399,000.00
DE Ohio	DE Bus Services	08/06/2015	08/07/2015	1	0.2200	\$17,804,000.00	\$108.80	\$17,804,000.00
Duke Energy Corp	DE Bus Services	08/06/2015	08/07/2015	1	0.4776	\$305,984,000.00	\$4,059.39	\$305,984,000.00
PE Service Co	DE Bus Services	08/06/2015	08/07/2015	1	0.2200	\$120,910,000.00	\$738.89	\$120,910,000.00
DE Carolinas	DE Bus Services	08/07/2015	08/10/2015	3	0.1900	\$566,205,000.00	\$8,964.91	\$1,698,615,000.00
DE Indiana	DE Bus Services	08/07/2015	08/10/2015	3	0.1900	\$39,514,000.00	\$625.64	\$118,542,000.00
DE Ohio	DE Bus Services	08/07/2015	08/10/2015	3	0.1900	\$9,126,000.00	\$144.50	\$27,378,000.00
Duke Energy Corp	DE Bus Services	08/07/2015	08/10/2015	3	0.4771	\$351,511,000.00	\$13,975.49	\$1,054,533,000.00
PE Service Co	DE Bus Services	08/07/2015	08/10/2015	3	0.1900	\$120,950,000.00	\$1,915.04	\$362,850,000.00
DE Carolinas	DE Bus Services	08/10/2015	08/11/2015	1	0.1900	\$569,894,000.00	\$3,007.77	\$569,894,000.00
DE Indiana	DE Bus Services	08/10/2015	08/11/2015	1	0.1900	\$42,524,000.00	\$224.43	\$42,524,000.00
DE Ohio	DE Bus Services	08/10/2015	08/11/2015	1	0.1900	\$12,257,000.00	\$64.69	\$12,257,000.00
Duke Energy Corp	DE Bus Services	08/10/2015	08/11/2015	1	0.4750	\$364,319,000.00	\$4,806.99	\$364,319,000.00
PE Service Co	DE Bus Services	08/10/2015	08/11/2015	1	0.1900	\$121,321,000.00	\$640.31	\$121,321,000.00
DE Carolinas	DE Bus Services	08/11/2015	08/12/2015	1	0.1900	\$592,291,000.00	\$3,125.98	\$592,291,000.00
DE Indiana	DE Bus Services	08/11/2015	08/12/2015	1	0.1900	\$45,695,000.00	\$241.17	\$45,695,000.00
DE Ohio	DE Bus Services	08/11/2015	08/12/2015	1	0.1900	\$17,898,000.00	\$94.46	\$17,898,000.00
Duke Energy Corp	DE Bus Services	08/11/2015	08/12/2015	1	0.4745	\$334,610,000.00	\$4,410.35	\$334,610,000.00
PE Service Co	DE Bus Services	08/11/2015	08/12/2015	1	0.1900	\$123,295,000.00	\$650.72	\$123,295,000.00

DE Carolinas	DE Bus Services	08/12/2015	08/13/2015	1	0.1900	\$629,315,000.00	\$3,321.38	\$629,315,000.00
DE Indiana	DE Bus Services	08/12/2015	08/13/2015	1	0.1900	\$48,059,000.00	\$253.64	\$48,059,000.00
DE Ohio	DE Bus Services	08/12/2015	08/13/2015	1	0.1900	\$14,315,000.00	\$75.55	\$14,315,000.00
Duke Energy Corp	DE Bus Services	08/12/2015	08/13/2015	1	0.4740	\$298,611,000.00	\$3,931.71	\$298,611,000.00
PE Service Co	DE Bus Services	08/12/2015	08/13/2015	1	0.1900	\$125,552,000.00	\$662.64	\$125,552,000.00
DE Carolinas	DE Bus Services	08/13/2015	08/14/2015	1	0.1900	\$650,207,000.00	\$3,431.65	\$650,207,000.00
DE Indiana	DE Bus Services	08/13/2015	08/14/2015	1	0.1900	\$54,584,000.00	\$288.08	\$54,584,000.00
DE Ohio	DE Bus Services	08/13/2015	08/14/2015	1	0.1900	\$20,599,000.00	\$108.72	\$20,599,000.00
DE Progress	DE Bus Services	08/13/2015	08/14/2015	1	0.1900	\$266,017,000.00	\$1,403.98	\$266,017,000.00
PE Service Co	DE Bus Services	08/13/2015	08/14/2015	1	0.1900	\$127,695,000.00	\$673.95	\$127,695,000.00
DE Carolinas	DE Bus Services	08/14/2015	08/17/2015	3	0.1800	\$684,367,000.00	\$10,265.51	\$2,053,101,000.00
DE Indiana	DE Bus Services	08/14/2015	08/17/2015	3	0.1800	\$56,470,000.00	\$847.05	\$169,410,000.00
DE Ohio	DE Bus Services	08/14/2015	08/17/2015	3	0.1800	\$26,108,000.00	\$391.62	\$78,324,000.00
DE Progress	DE Bus Services	08/14/2015	08/17/2015	3	0.1800	\$265,916,000.00	\$3,988.74	\$797,748,000.00
PE Service Co	DE Bus Services	08/14/2015	08/17/2015	3	0.1800	\$134,273,000.00	\$2,014.10	\$402,819,000.00
DE Carolinas	DE Bus Services	08/17/2015	08/18/2015	1	0.1900	\$702,067,000.00	\$3,705.35	\$702,067,000.00
DE Indiana	DE Bus Services	08/17/2015	08/18/2015	1	0.1900	\$49,049,000.00	\$258.87	\$49,049,000.00
DE Ohio	DE Bus Services	08/17/2015	08/18/2015	1	0.1900	\$30,696,000.00	\$162.01	\$30,696,000.00
DE Progress	DE Bus Services	08/17/2015	08/18/2015	1	0.1900	\$283,891,000.00	\$1,498.31	\$283,891,000.00
PE Service Co	DE Bus Services	08/17/2015	08/18/2015	1	0.1900	\$140,433,000.00	\$741.17	\$140,433,000.00
DE Carolinas	DE Bus Services	08/18/2015	08/19/2015	1	0.1800	\$688,767,000.00	\$3,443.84	\$688,767,000.00
DE Indiana	DE Bus Services	08/18/2015	08/19/2015	1	0.1800	\$53,997,000.00	\$269.99	\$53,997,000.00
DE Ohio	DE Bus Services	08/18/2015	08/19/2015	1	0.1800	\$32,912,000.00	\$164.56	\$32,912,000.00
DE Progress	DE Bus Services	08/18/2015	08/19/2015	1	0.1800	\$303,839,000.00	\$1,519.20	\$303,839,000.00
PE Service Co	DE Bus Services	08/18/2015	08/19/2015	1	0.1800	\$136,738,000.00	\$683.69	\$136,738,000.00
DE Carolinas	DE Bus Services	08/19/2015	08/20/2015	1	0.1900	\$671,340,000.00	\$3,543.18	\$671,340,000.00
DE Florida	DE Bus Services	08/19/2015	08/20/2015	1	0.1900	\$48,408,000.00	\$255.49	\$48,408,000.00
DE Indiana	DE Bus Services	08/19/2015	08/20/2015	1	0.1900	\$55,869,000.00	\$294.86	\$55,869,000.00
DE Progress	DE Bus Services	08/19/2015	08/20/2015	1	0.1900	\$315,980,000.00	\$1,667.67	\$315,980,000.00
PE Service Co	DE Bus Services	08/19/2015	08/20/2015	1	0.1900	\$128,482,000.00	\$678.10	\$128,482,000.00
DE Carolinas	DE Bus Services	08/20/2015	08/21/2015	1	0.1800	\$690,603,000.00	\$3,453.02	\$690,603,000.00
DE Florida	DE Bus Services	08/20/2015	08/21/2015	1	0.1800	\$42,043,000.00	\$210.22	\$42,043,000.00
DE Indiana	DE Bus Services	08/20/2015	08/21/2015	1	0.1800	\$71,196,000.00	\$355.98	\$71,196,000.00
DE Progress	DE Bus Services	08/20/2015	08/21/2015	1	0.1800	\$291,797,000.00	\$1,458.99	\$291,797,000.00
PE Service Co	DE Bus Services	08/20/2015	08/21/2015	1	0.1800	\$127,442,000.00	\$637.21	\$127,442,000.00
DE Carolinas	DE Bus Services	08/21/2015	08/24/2015	3	0.1600	\$512,648,000.00	\$6,835.31	\$1,537,944,000.00
DE Florida	DE Bus Services	08/21/2015	08/24/2015	3	0.1600	\$9,838,000.00	\$131.17	\$29,514,000.00
DE Indiana	DE Bus Services	08/21/2015	08/24/2015	3	0.1600	\$41,946,000.00	\$559.28	\$125,838,000.00
DE Progress	DE Bus Services	08/21/2015	08/24/2015	3	0.1600	\$188,301,000.00	\$2,510.68	\$564,903,000.00
PE Service Co	DE Bus Services	08/21/2015	08/24/2015	3	0.1600	\$102,465,000.00	\$1,366.20	\$307,395,000.00

DE Carolinas	DE Bus Services	08/24/2015	08/25/2015	1	0.1900	\$519,666,000.00	\$2,742.68	\$519,666,000.00
DE Florida	DE Bus Services	08/24/2015	08/25/2015	1	0.1900	\$17,122,000.00	\$90.37	\$17,122,000.00
DE Indiana	DE Bus Services	08/24/2015	08/25/2015	1	0.1900	\$39,101,000.00	\$206.37	\$39,101,000.00
DE Progress	DE Bus Services	08/24/2015	08/25/2015	1	0.1900	\$194,175,000.00	\$1,024.81	\$194,175,000.00
PE Service Co	DE Bus Services	08/24/2015	08/25/2015	1	0.1900	\$104,094,000.00	\$549.39	\$104,094,000.00
DE Carolinas	DE Bus Services	08/25/2015	08/26/2015	1	0.1900	\$514,575,000.00	\$2,715.81	\$514,575,000.00
DE Florida	DE Bus Services	08/25/2015	08/26/2015	1	0.1900	\$6,273,000.00	\$33.11	\$6,273,000.00
DE Indiana	DE Bus Services	08/25/2015	08/26/2015	1	0.1900	\$41,890,000.00	\$221.09	\$41,890,000.00
DE Progress	DE Bus Services	08/25/2015	08/26/2015	1	0.1900	\$208,394,000.00	\$1,099.86	\$208,394,000.00
PE Service Co	DE Bus Services	08/25/2015	08/26/2015	1	0.1900	\$108,262,000.00	\$571.38	\$108,262,000.00
DE Carolinas	DE Bus Services	08/26/2015	08/27/2015	1	0.2100	\$537,690,000.00	\$3,136.53	\$537,690,000.00
DE Indiana	DE Bus Services	08/26/2015	08/27/2015	1	0.2100	\$47,207,000.00	\$275.37	\$47,207,000.00
DE Progress	DE Bus Services	08/26/2015	08/27/2015	1	0.2100	\$212,464,000.00	\$1,239.37	\$212,464,000.00
PE Service Co	DE Bus Services	08/26/2015	08/27/2015	1	0.2100	\$108,334,000.00	\$631.95	\$108,334,000.00
DE Carolinas	DE Bus Services	08/27/2015	08/28/2015	1	0.2000	\$517,214,000.00	\$2,873.41	\$517,214,000.00
DE Indiana	DE Bus Services	08/27/2015	08/28/2015	1	0.2000	\$71,086,000.00	\$394.92	\$71,086,000.00
DE Progress	DE Bus Services	08/27/2015	08/28/2015	1	0.2000	\$215,864,000.00	\$1,199.24	\$215,864,000.00
PE Service Co	DE Bus Services	08/27/2015	08/28/2015	1	0.2000	\$105,550,000.00	\$586.39	\$105,550,000.00
DE Carolinas	DE Bus Services	08/28/2015	08/31/2015	3	0.2300	\$536,623,000.00	\$10,285.27	\$1,609,869,000.00
DE Indiana	DE Bus Services	08/28/2015	08/31/2015	3	0.2300	\$74,539,000.00	\$1,428.66	\$223,617,000.00
DE Progress	DE Bus Services	08/28/2015	08/31/2015	3	0.2300	\$223,147,000.00	\$4,276.98	\$669,441,000.00
PE Service Co	DE Bus Services	08/28/2015	08/31/2015	3	0.2300	\$107,655,000.00	\$2,063.39	\$322,965,000.00
DE Carolinas	DE Bus Services	08/31/2015	09/01/2015	1	0.1900	\$565,907,000.00	\$2,986.73	\$565,907,000.00
DE Indiana	DE Bus Services	08/31/2015	09/01/2015	1	0.1900	\$84,634,000.00	\$446.68	\$84,634,000.00
DE Progress	DE Bus Services	08/31/2015	09/01/2015	1	0.1900	\$233,648,000.00	\$1,233.14	\$233,648,000.00
PE Service Co	DE Bus Services	08/31/2015	09/01/2015	1	0.1900	\$116,655,000.00	\$615.68	\$116,655,000.00
DE Carolinas	DE Bus Services	09/01/2015	09/02/2015	1	0.2100	\$573,783,000.00	\$3,347.07	\$573,783,000.00
DE Indiana	DE Bus Services	09/01/2015	09/02/2015	1	0.2100	\$85,311,000.00	\$497.65	\$85,311,000.00
DE Progress	DE Bus Services	09/01/2015	09/02/2015	1	0.2100	\$234,749,000.00	\$1,369.37	\$234,749,000.00
Duke Energy Corp	DE Bus Services	09/01/2015	09/02/2015	1	0.4881	\$1,000.00	\$0.01	\$1,000.00
PE Service Co	DE Bus Services	09/01/2015	09/02/2015	1	0.2100	\$112,696,000.00	\$657.39	\$112,696,000.00
DE Carolinas	DE Bus Services	09/02/2015	09/03/2015	1	0.2100	\$574,415,000.00	\$3,350.75	\$574,415,000.00
DE Indiana	DE Bus Services	09/02/2015	09/03/2015	1	0.2100	\$92,731,000.00	\$540.93	\$92,731,000.00
DE Progress	DE Bus Services	09/02/2015	09/03/2015	1	0.2100	\$232,868,000.00	\$1,358.40	\$232,868,000.00
PE Service Co	DE Bus Services	09/02/2015	09/03/2015	1	0.2100	\$109,032,000.00	\$636.02	\$109,032,000.00
DE Carolinas	DE Bus Services	09/03/2015	09/04/2015	1	0.1800	\$574,136,000.00	\$2,870.68	\$574,136,000.00
DE Indiana	DE Bus Services	09/03/2015	09/04/2015	1	0.1800	\$96,441,000.00	\$482.21	\$96,441,000.00
DE Progress	DE Bus Services	09/03/2015	09/04/2015	1	0.1800	\$236,754,000.00	\$1,183.77	\$236,754,000.00
PE Service Co	DE Bus Services	09/03/2015	09/04/2015	1	0.1800	\$107,985,000.00	\$539.93	\$107,985,000.00
DE Carolinas	DE Bus Services	09/04/2015	09/08/2015	4	0.2000	\$600,781,000.00	\$13,350.69	\$2,403,124,000.00

DE Indiana	DE Bus Services	09/04/2015	09/08/2015	4	0.2000	\$101,291,000.00	\$2,250.91	\$405,164,000.00
DE Progress	DE Bus Services	09/04/2015	09/08/2015	4	0.2000	\$231,959,000.00	\$5,154.64	\$927,836,000.00
PE Service Co	DE Bus Services	09/04/2015	09/08/2015	4	0.2000	\$111,625,000.00	\$2,480.56	\$446,500,000.00
DE Carolinas	DE Bus Services	09/08/2015	09/09/2015	1	0.2000	\$611,443,000.00	\$3,396.91	\$611,443,000.00
DE Indiana	DE Bus Services	09/08/2015	09/09/2015	1	0.2000	\$100,910,000.00	\$560.61	\$100,910,000.00
DE Progress	DE Bus Services	09/08/2015	09/09/2015	1	0.2000	\$242,347,000.00	\$1,346.37	\$242,347,000.00
PE Service Co	DE Bus Services	09/08/2015	09/09/2015	1	0.2000	\$111,874,000.00	\$621.52	\$111,874,000.00
DE Carolinas	DE Bus Services	09/09/2015	09/10/2015	1	0.2200	\$622,931,000.00	\$3,806.80	\$622,931,000.00
DE Indiana	DE Bus Services	09/09/2015	09/10/2015	1	0.2200	\$96,020,000.00	\$586.79	\$96,020,000.00
DE Progress	DE Bus Services	09/09/2015	09/10/2015	1	0.2200	\$238,504,000.00	\$1,457.52	\$238,504,000.00
PE Service Co	DE Bus Services	09/09/2015	09/10/2015	1	0.2200	\$111,120,000.00	\$679.07	\$111,120,000.00
DE Carolinas	DE Bus Services	09/10/2015	09/11/2015	1	0.2300	\$625,205,000.00	\$3,994.37	\$625,205,000.00
DE Indiana	DE Bus Services	09/10/2015	09/11/2015	1	0.2300	\$96,960,000.00	\$619.47	\$96,960,000.00
DE Progress	DE Bus Services	09/10/2015	09/11/2015	1	0.2300	\$238,051,000.00	\$1,520.88	\$238,051,000.00
PE Service Co	DE Bus Services	09/10/2015	09/11/2015	1	0.2300	\$108,574,000.00	\$693.67	\$108,574,000.00
DE Carolinas	DE Bus Services	09/11/2015	09/14/2015	3	0.2300	\$629,599,000.00	\$12,067.31	\$1,888,797,000.00
DE Indiana	DE Bus Services	09/11/2015	09/14/2015	3	0.2300	\$98,585,000.00	\$1,889.55	\$295,755,000.00
DE Progress	DE Bus Services	09/11/2015	09/14/2015	3	0.2300	\$243,554,000.00	\$4,668.12	\$730,662,000.00
PE Service Co	DE Bus Services	09/11/2015	09/14/2015	3	0.2300	\$107,116,000.00	\$2,053.06	\$321,348,000.00
DE Carolinas	DE Bus Services	09/14/2015	09/15/2015	1	0.2200	\$646,028,000.00	\$3,947.95	\$646,028,000.00
DE Indiana	DE Bus Services	09/14/2015	09/15/2015	1	0.2200	\$102,578,000.00	\$626.87	\$102,578,000.00
DE Progress	DE Bus Services	09/14/2015	09/15/2015	1	0.2200	\$243,899,000.00	\$1,490.49	\$243,899,000.00
PE Service Co	DE Bus Services	09/14/2015	09/15/2015	1	0.2200	\$109,726,000.00	\$670.55	\$109,726,000.00
DE Carolinas	DE Bus Services	09/15/2015	09/16/2015	1	0.2100	\$691,144,000.00	\$4,031.67	\$691,144,000.00
DE Indiana	DE Bus Services	09/15/2015	09/16/2015	1	0.2100	\$105,653,000.00	\$616.31	\$105,653,000.00
DE Progress	DE Bus Services	09/15/2015	09/16/2015	1	0.2100	\$252,194,000.00	\$1,471.13	\$252,194,000.00
PE Service Co	DE Bus Services	09/15/2015	09/16/2015	1	0.2100	\$118,618,000.00	\$691.94	\$118,618,000.00
DE Carolinas	DE Bus Services	09/16/2015	09/17/2015	1	0.2000	\$617,453,000.00	\$3,430.29	\$617,453,000.00
DE Indiana	DE Bus Services	09/16/2015	09/17/2015	1	0.2000	\$122,814,000.00	\$682.30	\$122,814,000.00
DE Progress	DE Bus Services	09/16/2015	09/17/2015	1	0.2000	\$296,747,000.00	\$1,648.59	\$296,747,000.00
PE Service Co	DE Bus Services	09/16/2015	09/17/2015	1	0.2000	\$132,851,000.00	\$738.06	\$132,851,000.00
DE Carolinas	DE Bus Services	09/17/2015	09/18/2015	1	0.2200	\$592,082,000.00	\$3,618.28	\$592,082,000.00
DE Indiana	DE Bus Services	09/17/2015	09/18/2015	1	0.2200	\$122,504,000.00	\$748.64	\$122,504,000.00
DE Progress	DE Bus Services	09/17/2015	09/18/2015	1	0.2200	\$335,572,000.00	\$2,050.72	\$335,572,000.00
PE Service Co	DE Bus Services	09/17/2015	09/18/2015	1	0.2200	\$124,326,000.00	\$759.77	\$124,326,000.00
DE Carolinas	DE Bus Services	09/18/2015	09/21/2015	3	0.2200	\$609,227,000.00	\$11,169.16	\$1,827,681,000.00
DE Indiana	DE Bus Services	09/18/2015	09/21/2015	3	0.2200	\$128,208,000.00	\$2,350.48	\$384,624,000.00
DE Progress	DE Bus Services	09/18/2015	09/21/2015	3	0.2200	\$345,060,000.00	\$6,326.10	\$1,035,180,000.00
PE Service Co	DE Bus Services	09/18/2015	09/21/2015	3	0.2200	\$126,936,000.00	\$2,327.16	\$380,808,000.00
DE Carolinas	DE Bus Services	09/21/2015	09/22/2015	1	0.1900	\$635,291,000.00	\$3,352.92	\$635,291,000.00

DE Indiana	DE Bus Services	09/21/2015	09/22/2015	1	0.1900	\$133,940,000.00	\$706.91	\$133,940,000.00
DE Progress	DE Bus Services	09/21/2015	09/22/2015	1	0.1900	\$324,651,000.00	\$1,713.44	\$324,651,000.00
PE Service Co	DE Bus Services	09/21/2015	09/22/2015	1	0.1900	\$129,774,000.00	\$684.92	\$129,774,000.00
DE Carolinas	DE Bus Services	09/22/2015	09/23/2015	1	0.1900	\$457,029,000.00	\$2,412.10	\$457,029,000.00
DE Indiana	DE Bus Services	09/22/2015	09/23/2015	1	0.1900	\$95,825,000.00	\$505.74	\$95,825,000.00
DE Progress	DE Bus Services	09/22/2015	09/23/2015	1	0.1900	\$186,752,000.00	\$985.64	\$186,752,000.00
PE Service Co	DE Bus Services	09/22/2015	09/23/2015	1	0.1900	\$111,938,000.00	\$590.78	\$111,938,000.00
DE Carolinas	DE Bus Services	09/23/2015	09/24/2015	1	0.2100	\$460,920,000.00	\$2,688.70	\$460,920,000.00
DE Indiana	DE Bus Services	09/23/2015	09/24/2015	1	0.2100	\$96,575,000.00	\$563.35	\$96,575,000.00
DE Progress	DE Bus Services	09/23/2015	09/24/2015	1	0.2100	\$189,628,000.00	\$1,106.16	\$189,628,000.00
PE Service Co	DE Bus Services	09/23/2015	09/24/2015	1	0.2100	\$108,660,000.00	\$633.85	\$108,660,000.00
DE Carolinas	DE Bus Services	09/24/2015	09/25/2015	1	0.1800	\$467,633,000.00	\$2,338.17	\$467,633,000.00
DE Indiana	DE Bus Services	09/24/2015	09/25/2015	1	0.1800	\$92,335,000.00	\$461.68	\$92,335,000.00
DE Progress	DE Bus Services	09/24/2015	09/25/2015	1	0.1800	\$193,698,000.00	\$968.49	\$193,698,000.00
PE Service Co	DE Bus Services	09/24/2015	09/25/2015	1	0.1800	\$107,729,000.00	\$538.65	\$107,729,000.00
DE Carolinas	DE Bus Services	09/25/2015	09/28/2015	3	0.1600	\$449,788,000.00	\$5,997.17	\$1,349,364,000.00
DE Indiana	DE Bus Services	09/25/2015	09/28/2015	3	0.1600	\$101,889,000.00	\$1,358.52	\$305,667,000.00
DE Progress	DE Bus Services	09/25/2015	09/28/2015	3	0.1600	\$203,466,000.00	\$2,712.88	\$610,398,000.00
PE Service Co	DE Bus Services	09/25/2015	09/28/2015	3	0.1600	\$112,723,000.00	\$1,502.97	\$338,169,000.00
DE Carolinas	DE Bus Services	09/28/2015	09/29/2015	1	0.1900	\$463,762,000.00	\$2,447.63	\$463,762,000.00
DE Indiana	DE Bus Services	09/28/2015	09/29/2015	1	0.1900	\$102,312,000.00	\$539.98	\$102,312,000.00
DE Progress	DE Bus Services	09/28/2015	09/29/2015	1	0.1900	\$205,695,000.00	\$1,085.61	\$205,695,000.00
PE Service Co	DE Bus Services	09/28/2015	09/29/2015	1	0.1900	\$112,593,000.00	\$594.24	\$112,593,000.00
DE Carolinas	DE Bus Services	09/29/2015	09/30/2015	1	0.2800	\$471,813,000.00	\$3,669.66	\$471,813,000.00
DE Indiana	DE Bus Services	09/29/2015	09/30/2015	1	0.2800	\$103,745,000.00	\$806.91	\$103,745,000.00
DE Progress	DE Bus Services	09/29/2015	09/30/2015	1	0.2800	\$209,039,000.00	\$1,625.86	\$209,039,000.00
PE Service Co	DE Bus Services	09/29/2015	09/30/2015	1	0.2800	\$112,085,000.00	\$871.77	\$112,085,000.00
DE Carolinas	DE Bus Services	09/30/2015	10/01/2015	1	0.2100	\$501,251,000.00	\$2,923.96	\$501,251,000.00
DE Indiana	DE Bus Services	09/30/2015	10/01/2015	1	0.2100	\$118,841,000.00	\$693.24	\$118,841,000.00
DE Progress	DE Bus Services	09/30/2015	10/01/2015	1	0.2100	\$220,131,000.00	\$1,284.10	\$220,131,000.00
PE Service Co	DE Bus Services	09/30/2015	10/01/2015	1	0.2100	\$124,404,000.00	\$725.69	\$124,404,000.00
DE Carolinas	DE Bus Services	10/01/2015	10/02/2015	1	0.1300	\$289,142,000.00	\$1,044.12	\$289,142,000.00
DE Indiana	DE Bus Services	10/01/2015	10/02/2015	1	0.1300	\$146,638,000.00	\$529.53	\$146,638,000.00
DE Progress	DE Bus Services	10/01/2015	10/02/2015	1	0.1300	\$274,766,000.00	\$992.21	\$274,766,000.00
Duke Energy Corp	DE Bus Services	10/01/2015	10/02/2015	1	0.4686	\$103,393,000.00	\$1,345.83	\$103,393,000.00
PE Service Co	DE Bus Services	10/01/2015	10/02/2015	1	0.1300	\$155,495,000.00	\$561.51	\$155,495,000.00
DE Carolinas	DE Bus Services	10/02/2015	10/05/2015	3	0.1900	\$267,832,000.00	\$4,240.67	\$803,496,000.00
DE Indiana	DE Bus Services	10/02/2015	10/05/2015	3	0.1900	\$155,094,000.00	\$2,455.66	\$465,282,000.00
DE Progress	DE Bus Services	10/02/2015	10/05/2015	3	0.1900	\$273,882,000.00	\$4,336.47	\$821,646,000.00
Duke Energy Corp	DE Bus Services	10/02/2015	10/05/2015	3	0.4777	\$148,393,000.00	\$5,907.28	\$445,179,000.00

PE Service Co	DE Bus Services	10/02/2015	10/05/2015	3	0.1900	\$157,656,000.00	\$2,496.22	\$472,968,000.00
DE Carolinas	DE Bus Services	10/05/2015	10/06/2015	1	0.2500	\$272,803,000.00	\$1,894.47	\$272,803,000.00
DE Indiana	DE Bus Services	10/05/2015	10/06/2015	1	0.2500	\$156,203,000.00	\$1,084.74	\$156,203,000.00
DE Progress	DE Bus Services	10/05/2015	10/06/2015	1	0.2500	\$280,292,000.00	\$1,946.47	\$280,292,000.00
Duke Energy Corp	DE Bus Services	10/05/2015	10/06/2015	1	0.4705	\$154,579,000.00	\$2,020.26	\$154,579,000.00
PE Service Co	DE Bus Services	10/05/2015	10/06/2015	1	0.2500	\$156,963,000.00	\$1,090.02	\$156,963,000.00
DE Carolinas	DE Bus Services	10/06/2015	10/07/2015	1	0.2500	\$302,941,000.00	\$2,103.76	\$302,941,000.00
DE Indiana	DE Bus Services	10/06/2015	10/07/2015	1	0.2500	\$168,905,000.00	\$1,172.95	\$168,905,000.00
DE Progress	DE Bus Services	10/06/2015	10/07/2015	1	0.2500	\$305,201,000.00	\$2,119.45	\$305,201,000.00
Duke Energy Corp	DE Bus Services	10/06/2015	10/07/2015	1	0.4755	\$87,996,000.00	\$1,162.28	\$87,996,000.00
PE Service Co	DE Bus Services	10/06/2015	10/07/2015	1	0.2500	\$163,754,000.00	\$1,137.18	\$163,754,000.00
DE Carolinas	DE Bus Services	10/07/2015	10/08/2015	1	0.1900	\$340,593,000.00	\$1,797.57	\$340,593,000.00
DE Indiana	DE Bus Services	10/07/2015	10/08/2015	1	0.1900	\$179,478,000.00	\$947.25	\$179,478,000.00
DE Progress	DE Bus Services	10/07/2015	10/08/2015	1	0.1900	\$315,942,000.00	\$1,667.47	\$315,942,000.00
Duke Energy Corp	DE Bus Services	10/07/2015	10/08/2015	1	0.4802	\$27,628,000.00	\$368.53	\$27,628,000.00
PE Service Co	DE Bus Services	10/07/2015	10/08/2015	1	0.1900	\$167,501,000.00	\$884.03	\$167,501,000.00
DE Carolinas	DE Bus Services	10/08/2015	10/09/2015	1	0.1800	\$352,761,000.00	\$1,763.81	\$352,761,000.00
DE Indiana	DE Bus Services	10/08/2015	10/09/2015	1	0.1800	\$187,089,000.00	\$935.45	\$187,089,000.00
DE Progress	DE Bus Services	10/08/2015	10/09/2015	1	0.1800	\$325,626,000.00	\$1,628.13	\$325,626,000.00
PE Service Co	DE Bus Services	10/08/2015	10/09/2015	1	0.1800	\$168,236,000.00	\$841.18	\$168,236,000.00
DE Carolinas	DE Bus Services	10/09/2015	10/13/2015	4	0.1800	\$358,953,000.00	\$7,179.06	\$1,435,812,000.00
DE Indiana	DE Bus Services	10/09/2015	10/13/2015	4	0.1800	\$175,286,000.00	\$3,505.72	\$701,144,000.00
DE Progress	DE Bus Services	10/09/2015	10/13/2015	4	0.1800	\$333,604,000.00	\$6,672.08	\$1,334,416,000.00
PE Service Co	DE Bus Services	10/09/2015	10/13/2015	4	0.1800	\$167,702,000.00	\$3,354.04	\$670,808,000.00
DE Carolinas	DE Bus Services	10/13/2015	10/14/2015	1	0.2000	\$359,437,000.00	\$1,996.87	\$359,437,000.00
DE Indiana	DE Bus Services	10/13/2015	10/14/2015	1	0.2000	\$183,806,000.00	\$1,021.14	\$183,806,000.00
DE Progress	DE Bus Services	10/13/2015	10/14/2015	1	0.2000	\$342,889,000.00	\$1,904.94	\$342,889,000.00
Duke Energy Corp	DE Bus Services	10/13/2015	10/14/2015	1	0.4917	\$1,000.00	\$0.01	\$1,000.00
PE Service Co	DE Bus Services	10/13/2015	10/14/2015	1	0.2000	\$173,702,000.00	\$965.01	\$173,702,000.00
DE Carolinas	DE Bus Services	10/14/2015	10/15/2015	1	0.1900	\$377,398,000.00	\$1,991.82	\$377,398,000.00
DE Indiana	DE Bus Services	10/14/2015	10/15/2015	1	0.1900	\$181,585,000.00	\$958.37	\$181,585,000.00
DE Progress	DE Bus Services	10/14/2015	10/15/2015	1	0.1900	\$345,262,000.00	\$1,822.22	\$345,262,000.00
PE Service Co	DE Bus Services	10/14/2015	10/15/2015	1	0.1900	\$164,324,000.00	\$867.27	\$164,324,000.00
DE Carolinas	DE Bus Services	10/15/2015	10/16/2015	1	0.2000	\$377,668,000.00	\$2,098.16	\$377,668,000.00
DE Indiana	DE Bus Services	10/15/2015	10/16/2015	1	0.2000	\$194,885,000.00	\$1,082.69	\$194,885,000.00
DE Progress	DE Bus Services	10/15/2015	10/16/2015	1	0.2000	\$375,802,000.00	\$2,087.79	\$375,802,000.00
PE Service Co	DE Bus Services	10/15/2015	10/16/2015	1	0.2000	\$182,171,000.00	\$1,012.06	\$182,171,000.00
DE Carolinas	DE Bus Services	10/16/2015	10/19/2015	3	0.2200	\$388,836,000.00	\$7,128.66	\$1,166,508,000.00
DE Indiana	DE Bus Services	10/16/2015	10/19/2015	3	0.2200	\$201,358,000.00	\$3,691.56	\$604,074,000.00
DE Progress	DE Bus Services	10/16/2015	10/19/2015	3	0.2200	\$385,530,000.00	\$7,068.05	\$1,156,590,000.00

Duke Energy Corp	DE Bus Services	10/16/2015	10/19/2015	3	0.4957	\$4,517,000.00	\$186.59	\$13,551,000.00
PE Service Co	DE Bus Services	10/16/2015	10/19/2015	3	0.2200	\$185,160,000.00	\$3,394.60	\$555,480,000.00
DE Carolinas	DE Bus Services	10/19/2015	10/20/2015	1	0.2000	\$368,887,000.00	\$2,049.37	\$368,887,000.00
DE Indiana	DE Bus Services	10/19/2015	10/20/2015	1	0.2000	\$192,786,000.00	\$1,071.03	\$192,786,000.00
DE Progress	DE Bus Services	10/19/2015	10/20/2015	1	0.2000	\$430,057,000.00	\$2,389.21	\$430,057,000.00
PE Service Co	DE Bus Services	10/19/2015	10/20/2015	1	0.2000	\$173,846,000.00	\$965.81	\$173,846,000.00
DE Carolinas	DE Bus Services	10/20/2015	10/21/2015	1	0.2000	\$396,776,000.00	\$2,204.31	\$396,776,000.00
DE Indiana	DE Bus Services	10/20/2015	10/21/2015	1	0.2000	\$199,316,000.00	\$1,107.31	\$199,316,000.00
DE Progress	DE Bus Services	10/20/2015	10/21/2015	1	0.2000	\$414,892,000.00	\$2,304.96	\$414,892,000.00
PE Service Co	DE Bus Services	10/20/2015	10/21/2015	1	0.2000	\$180,634,000.00	\$1,003.52	\$180,634,000.00
DE Carolinas	DE Bus Services	10/21/2015	10/22/2015	1	0.2100	\$407,871,000.00	\$2,379.25	\$407,871,000.00
DE Indiana	DE Bus Services	10/21/2015	10/22/2015	1	0.2100	\$201,235,000.00	\$1,173.87	\$201,235,000.00
DE Progress	DE Bus Services	10/21/2015	10/22/2015	1	0.2100	\$408,291,000.00	\$2,381.70	\$408,291,000.00
PE Service Co	DE Bus Services	10/21/2015	10/22/2015	1	0.2100	\$175,546,000.00	\$1,024.02	\$175,546,000.00
DE Carolinas	DE Bus Services	10/22/2015	10/23/2015	1	0.2900	\$249,702,000.00	\$2,011.49	\$249,702,000.00
DE Indiana	DE Bus Services	10/22/2015	10/23/2015	1	0.2900	\$133,265,000.00	\$1,073.52	\$133,265,000.00
DE Progress	DE Bus Services	10/22/2015	10/23/2015	1	0.2900	\$243,493,000.00	\$1,961.47	\$243,493,000.00
PE Service Co	DE Bus Services	10/22/2015	10/23/2015	1	0.2900	\$125,129,000.00	\$1,007.98	\$125,129,000.00
DE Carolinas	DE Bus Services	10/23/2015	10/26/2015	3	0.2300	\$290,736,000.00	\$5,572.44	\$872,208,000.00
DE Indiana	DE Bus Services	10/23/2015	10/26/2015	3	0.2300	\$30,280,000.00	\$580.37	\$90,840,000.00
DE Progress	DE Bus Services	10/23/2015	10/26/2015	3	0.2300	\$275,168,000.00	\$5,274.05	\$825,504,000.00
PE Service Co	DE Bus Services	10/23/2015	10/26/2015	3	0.2300	\$138,342,000.00	\$2,651.56	\$415,026,000.00
DE Carolinas	DE Bus Services	10/26/2015	10/27/2015	1	0.2200	\$275,536,000.00	\$1,683.83	\$275,536,000.00
DE Indiana	DE Bus Services	10/26/2015	10/27/2015	1	0.2200	\$33,386,000.00	\$204.03	\$33,386,000.00
DE Progress	DE Bus Services	10/26/2015	10/27/2015	1	0.2200	\$297,015,000.00	\$1,815.09	\$297,015,000.00
PE Service Co	DE Bus Services	10/26/2015	10/27/2015	1	0.2200	\$147,201,000.00	\$899.56	\$147,201,000.00
DE Carolinas	DE Bus Services	10/27/2015	10/28/2015	1	0.2100	\$280,132,000.00	\$1,634.10	\$280,132,000.00
DE Indiana	DE Bus Services	10/27/2015	10/28/2015	1	0.2100	\$37,345,000.00	\$217.85	\$37,345,000.00
DE Progress	DE Bus Services	10/27/2015	10/28/2015	1	0.2100	\$301,228,000.00	\$1,757.16	\$301,228,000.00
PE Service Co	DE Bus Services	10/27/2015	10/28/2015	1	0.2100	\$145,340,000.00	\$847.82	\$145,340,000.00
DE Carolinas	DE Bus Services	10/28/2015	10/29/2015	1	0.3000	\$290,117,000.00	\$2,417.64	\$290,117,000.00
DE Indiana	DE Bus Services	10/28/2015	10/29/2015	1	0.3000	\$42,126,000.00	\$351.05	\$42,126,000.00
DE Progress	DE Bus Services	10/28/2015	10/29/2015	1	0.3000	\$303,391,000.00	\$2,528.26	\$303,391,000.00
PE Service Co	DE Bus Services	10/28/2015	10/29/2015	1	0.3000	\$142,827,000.00	\$1,190.23	\$142,827,000.00
DE Carolinas	DE Bus Services	10/29/2015	10/30/2015	1	0.2200	\$302,328,000.00	\$1,847.56	\$302,328,000.00
DE Indiana	DE Bus Services	10/29/2015	10/30/2015	1	0.2200	\$48,893,000.00	\$298.79	\$48,893,000.00
DE Progress	DE Bus Services	10/29/2015	10/30/2015	1	0.2200	\$313,566,000.00	\$1,916.24	\$313,566,000.00
PE Service Co	DE Bus Services	10/29/2015	10/30/2015	1	0.2200	\$143,085,000.00	\$874.41	\$143,085,000.00
DE Carolinas	DE Bus Services	10/30/2015	11/02/2015	3	0.2600	\$260,318,000.00	\$5,640.22	\$780,954,000.00
DE Indiana	DE Bus Services	10/30/2015	11/02/2015	3	0.2600	\$56,997,000.00	\$1,234.94	\$170,991,000.00

DE Progress	DE Bus Services	10/30/2015	11/02/2015	3	0.2600	\$316,192,000.00	\$6,850.83	\$948,576,000.00
Duke Energy Corp	DE Bus Services	10/30/2015	11/02/2015	3	0.4926	\$97,071,000.00	\$3,984.76	\$291,213,000.00
PE Service Co	DE Bus Services	10/30/2015	11/02/2015	3	0.2600	\$152,538,000.00	\$3,304.99	\$457,614,000.00
DE Carolinas	DE Bus Services	11/02/2015	11/03/2015	1	0.2300	\$316,334,000.00	\$2,021.02	\$316,334,000.00
DE Indiana	DE Bus Services	11/02/2015	11/03/2015	1	0.2300	\$57,240,000.00	\$365.70	\$57,240,000.00
DE Progress	DE Bus Services	11/02/2015	11/03/2015	1	0.2300	\$325,370,000.00	\$2,078.75	\$325,370,000.00
Duke Energy Corp	DE Bus Services	11/02/2015	11/03/2015	1	0.4902	\$56,166,000.00	\$764.79	\$56,166,000.00
PE Service Co	DE Bus Services	11/02/2015	11/03/2015	1	0.2300	\$154,973,000.00	\$990.11	\$154,973,000.00
DE Carolinas	DE Bus Services	11/03/2015	11/04/2015	1	0.2200	\$337,437,000.00	\$2,062.12	\$337,437,000.00
DE Indiana	DE Bus Services	11/03/2015	11/04/2015	1	0.2200	\$60,558,000.00	\$370.08	\$60,558,000.00
DE Progress	DE Bus Services	11/03/2015	11/04/2015	1	0.2200	\$342,637,000.00	\$2,093.89	\$342,637,000.00
Duke Energy Corp	DE Bus Services	11/03/2015	11/04/2015	1	0.4932	\$22,566,000.00	\$309.15	\$22,566,000.00
PE Service Co	DE Bus Services	11/03/2015	11/04/2015	1	0.2200	\$159,439,000.00	\$974.35	\$159,439,000.00
DE Carolinas	DE Bus Services	11/04/2015	11/05/2015	1	0.2300	\$345,861,000.00	\$2,209.67	\$345,861,000.00
DE Indiana	DE Bus Services	11/04/2015	11/05/2015	1	0.2300	\$67,888,000.00	\$433.73	\$67,888,000.00
DE Progress	DE Bus Services	11/04/2015	11/05/2015	1	0.2300	\$351,965,000.00	\$2,248.67	\$351,965,000.00
PE Service Co	DE Bus Services	11/04/2015	11/05/2015	1	0.2300	\$160,528,000.00	\$1,025.60	\$160,528,000.00
DE Carolinas	DE Bus Services	11/05/2015	11/06/2015	1	0.2100	\$341,998,000.00	\$1,994.99	\$341,998,000.00
DE Indiana	DE Bus Services	11/05/2015	11/06/2015	1	0.2100	\$77,462,000.00	\$451.86	\$77,462,000.00
DE Progress	DE Bus Services	11/05/2015	11/06/2015	1	0.2100	\$351,323,000.00	\$2,049.38	\$351,323,000.00
PE Service Co	DE Bus Services	11/05/2015	11/06/2015	1	0.2100	\$158,817,000.00	\$926.43	\$158,817,000.00
DE Carolinas	DE Bus Services	11/06/2015	11/09/2015	3	0.2000	\$350,465,000.00	\$5,841.08	\$1,051,395,000.00
DE Indiana	DE Bus Services	11/06/2015	11/09/2015	3	0.2000	\$79,851,000.00	\$1,330.85	\$239,553,000.00
DE Progress	DE Bus Services	11/06/2015	11/09/2015	3	0.2000	\$343,751,000.00	\$5,729.18	\$1,031,253,000.00
PE Service Co	DE Bus Services	11/06/2015	11/09/2015	3	0.2000	\$158,856,000.00	\$2,647.60	\$476,568,000.00
DE Carolinas	DE Bus Services	11/09/2015	11/10/2015	1	0.2300	\$355,914,000.00	\$2,273.90	\$355,914,000.00
DE Indiana	DE Bus Services	11/09/2015	11/10/2015	1	0.2300	\$73,252,000.00	\$468.00	\$73,252,000.00
DE Progress	DE Bus Services	11/09/2015	11/10/2015	1	0.2300	\$357,136,000.00	\$2,281.70	\$357,136,000.00
PE Service Co	DE Bus Services	11/09/2015	11/10/2015	1	0.2300	\$164,172,000.00	\$1,048.88	\$164,172,000.00
DE Carolinas	DE Bus Services	11/10/2015	11/12/2015	2	0.2700	\$360,816,000.00	\$5,412.24	\$721,632,000.00
DE Indiana	DE Bus Services	11/10/2015	11/12/2015	2	0.2700	\$76,734,000.00	\$1,151.01	\$153,468,000.00
DE Progress	DE Bus Services	11/10/2015	11/12/2015	2	0.2700	\$355,540,000.00	\$5,333.10	\$711,080,000.00
PE Service Co	DE Bus Services	11/10/2015	11/12/2015	2	0.2700	\$160,872,000.00	\$2,413.08	\$321,744,000.00
DE Carolinas	DE Bus Services	11/12/2015	11/13/2015	1	0.2600	\$363,236,000.00	\$2,623.37	\$363,236,000.00
DE Indiana	DE Bus Services	11/12/2015	11/13/2015	1	0.2600	\$79,762,000.00	\$576.06	\$79,762,000.00
DE Progress	DE Bus Services	11/12/2015	11/13/2015	1	0.2600	\$356,588,000.00	\$2,575.36	\$356,588,000.00
PE Service Co	DE Bus Services	11/12/2015	11/13/2015	1	0.2600	\$158,648,000.00	\$1,145.79	\$158,648,000.00
DE Carolinas	DE Bus Services	11/13/2015	11/16/2015	3	0.2400	\$406,554,000.00	\$8,131.08	\$1,219,662,000.00
DE Indiana	DE Bus Services	11/13/2015	11/16/2015	3	0.2400	\$87,355,000.00	\$1,747.10	\$262,065,000.00
DE Progress	DE Bus Services	11/13/2015	11/16/2015	3	0.2400	\$368,446,000.00	\$7,368.92	\$1,105,338,000.00

PE Service Co	DE Bus Services	11/13/2015	11/16/2015	3	0.2400	\$172,974,000.00	\$3,459.48	\$518,922,000.00
DE Carolinas	DE Bus Services	11/16/2015	11/17/2015	1	0.2200	\$316,862,000.00	\$1,936.38	\$316,862,000.00
DE Indiana	DE Bus Services	11/16/2015	11/17/2015	1	0.2200	\$71,097,000.00	\$434.48	\$71,097,000.00
DE Progress	DE Bus Services	11/16/2015	11/17/2015	1	0.2200	\$320,369,000.00	\$1,957.81	\$320,369,000.00
Duke Energy Corp	DE Bus Services	11/16/2015	11/17/2015	1	0.4886	\$217,617,000.00	\$2,953.55	\$217,617,000.00
PE Service Co	DE Bus Services	11/16/2015	11/17/2015	1	0.2200	\$149,035,000.00	\$910.77	\$149,035,000.00
DE Carolinas	DE Bus Services	11/17/2015	11/18/2015	1	0.2500	\$346,176,000.00	\$2,404.00	\$346,176,000.00
DE Indiana	DE Bus Services	11/17/2015	11/18/2015	1	0.2500	\$75,645,000.00	\$525.31	\$75,645,000.00
DE Progress	DE Bus Services	11/17/2015	11/18/2015	1	0.2500	\$344,969,000.00	\$2,395.62	\$344,969,000.00
Duke Energy Corp	DE Bus Services	11/17/2015	11/18/2015	1	0.4901	\$161,941,000.00	\$2,204.65	\$161,941,000.00
PE Service Co	DE Bus Services	11/17/2015	11/18/2015	1	0.2500	\$152,347,000.00	\$1,057.97	\$152,347,000.00
DE Carolinas	DE Bus Services	11/18/2015	11/19/2015	1	0.1900	\$372,741,000.00	\$1,967.24	\$372,741,000.00
DE Indiana	DE Bus Services	11/18/2015	11/19/2015	1	0.1900	\$83,022,000.00	\$438.17	\$83,022,000.00
DE Progress	DE Bus Services	11/18/2015	11/19/2015	1	0.1900	\$399,066,000.00	\$2,106.18	\$399,066,000.00
Duke Energy Corp	DE Bus Services	11/18/2015	11/19/2015	1	0.4908	\$78,775,000.00	\$1,073.97	\$78,775,000.00
PE Service Co	DE Bus Services	11/18/2015	11/19/2015	1	0.1900	\$155,335,000.00	\$819.82	\$155,335,000.00
DE Carolinas	DE Bus Services	11/19/2015	11/20/2015	1	0.2100	\$393,104,000.00	\$2,293.11	\$393,104,000.00
DE Indiana	DE Bus Services	11/19/2015	11/20/2015	1	0.2100	\$89,986,000.00	\$524.92	\$89,986,000.00
DE Progress	DE Bus Services	11/19/2015	11/20/2015	1	0.2100	\$405,772,000.00	\$2,367.00	\$405,772,000.00
Duke Energy Corp	DE Bus Services	11/19/2015	11/20/2015	1	0.5409	\$50,623,000.00	\$760.61	\$50,623,000.00
PE Service Co	DE Bus Services	11/19/2015	11/20/2015	1	0.2100	\$156,805,000.00	\$914.70	\$156,805,000.00
DE Carolinas	DE Bus Services	11/20/2015	11/23/2015	3	0.2000	\$380,364,000.00	\$6,339.40	\$1,141,092,000.00
DE Indiana	DE Bus Services	11/20/2015	11/23/2015	3	0.2000	\$96,261,000.00	\$1,604.35	\$288,783,000.00
DE Progress	DE Bus Services	11/20/2015	11/23/2015	3	0.2000	\$355,551,000.00	\$5,925.85	\$1,066,653,000.00
Duke Energy Corp	DE Bus Services	11/20/2015	11/23/2015	3	0.5517	\$123,824,000.00	\$5,692.81	\$371,472,000.00
PE Service Co	DE Bus Services	11/20/2015	11/23/2015	3	0.2000	\$149,183,000.00	\$2,486.38	\$447,549,000.00
DE Carolinas	DE Bus Services	11/23/2015	11/24/2015	1	0.2300	\$387,509,000.00	\$2,475.75	\$387,509,000.00
DE Indiana	DE Bus Services	11/23/2015	11/24/2015	1	0.2300	\$99,762,000.00	\$637.37	\$99,762,000.00
DE Progress	DE Bus Services	11/23/2015	11/24/2015	1	0.2300	\$356,446,000.00	\$2,277.29	\$356,446,000.00
Duke Energy Corp	DE Bus Services	11/23/2015	11/24/2015	1	0.5619	\$132,258,000.00	\$2,064.33	\$132,258,000.00
PE Service Co	DE Bus Services	11/23/2015	11/24/2015	1	0.2300	\$147,040,000.00	\$939.42	\$147,040,000.00
DE Carolinas	DE Bus Services	11/24/2015	11/25/2015	1	0.2000	\$256,385,000.00	\$1,424.36	\$256,385,000.00
DE Indiana	DE Bus Services	11/24/2015	11/25/2015	1	0.2000	\$40,004,000.00	\$222.24	\$40,004,000.00
DE Progress	DE Bus Services	11/24/2015	11/25/2015	1	0.2000	\$184,197,000.00	\$1,023.32	\$184,197,000.00
Duke Energy Corp	DE Bus Services	11/24/2015	11/25/2015	1	0.5638	\$110,005,000.00	\$1,722.80	\$110,005,000.00
PE Service Co	DE Bus Services	11/24/2015	11/25/2015	1	0.2000	\$119,590,000.00	\$664.39	\$119,590,000.00
DE Carolinas	DE Bus Services	11/25/2015	11/27/2015	2	0.2400	\$218,111,000.00	\$2,908.15	\$436,222,000.00
DE Indiana	DE Bus Services	11/25/2015	11/27/2015	2	0.2400	\$35,414,000.00	\$472.19	\$70,828,000.00
DE Progress	DE Bus Services	11/25/2015	11/27/2015	2	0.2400	\$160,396,000.00	\$2,138.61	\$320,792,000.00
Duke Energy Corp	DE Bus Services	11/25/2015	11/27/2015	2	0.5476	\$208,334,000.00	\$6,337.98	\$416,668,000.00

PE Service Co	DE Bus Services	11/25/2015	11/27/2015	2	0.2400	\$116,508,000.00	\$1,553.44	\$233,016,000.00
DE Carolinas	DE Bus Services	11/27/2015	11/30/2015	3	0.1900	\$201,191,000.00	\$3,185.52	\$603,573,000.00
DE Indiana	DE Bus Services	11/27/2015	11/30/2015	3	0.1900	\$30,609,000.00	\$484.64	\$91,827,000.00
DE Progress	DE Bus Services	11/27/2015	11/30/2015	3	0.1900	\$170,450,000.00	\$2,698.79	\$511,350,000.00
Duke Energy Corp	DE Bus Services	11/27/2015	11/30/2015	3	0.5476	\$244,700,000.00	\$11,166.48	\$734,100,000.00
PE Service Co	DE Bus Services	11/27/2015	11/30/2015	3	0.1900	\$120,230,000.00	\$1,903.64	\$360,690,000.00
DE Carolinas	DE Bus Services	11/30/2015	12/01/2015	1	0.1900	\$206,501,000.00	\$1,089.87	\$206,501,000.00
DE Indiana	DE Bus Services	11/30/2015	12/01/2015	1	0.1900	\$37,528,000.00	\$198.06	\$37,528,000.00
DE Progress	DE Bus Services	11/30/2015	12/01/2015	1	0.1900	\$178,137,000.00	\$940.17	\$178,137,000.00
Duke Energy Corp	DE Bus Services	11/30/2015	12/01/2015	1	0.5604	\$273,452,000.00	\$4,256.74	\$273,452,000.00
PE Service Co	DE Bus Services	11/30/2015	12/01/2015	1	0.1900	\$123,714,000.00	\$652.94	\$123,714,000.00
DE Carolinas	DE Bus Services	12/01/2015	12/02/2015	1	0.1800	\$172,622,000.00	\$863.11	\$172,622,000.00
DE Indiana	DE Bus Services	12/01/2015	12/02/2015	1	0.1800	\$31,955,000.00	\$159.78	\$31,955,000.00
DE Progress	DE Bus Services	12/01/2015	12/02/2015	1	0.1800	\$144,764,000.00	\$723.82	\$144,764,000.00
Duke Energy Corp	DE Bus Services	12/01/2015	12/02/2015	1	0.5838	\$374,384,000.00	\$6,071.26	\$374,384,000.00
PE Service Co	DE Bus Services	12/01/2015	12/02/2015	1	0.1800	\$102,852,000.00	\$514.26	\$102,852,000.00
DE Carolinas	DE Bus Services	12/02/2015	12/03/2015	1	0.1800	\$189,867,000.00	\$949.34	\$189,867,000.00
DE Indiana	DE Bus Services	12/02/2015	12/03/2015	1	0.1800	\$37,823,000.00	\$189.12	\$37,823,000.00
DE Progress	DE Bus Services	12/02/2015	12/03/2015	1	0.1800	\$154,227,000.00	\$771.14	\$154,227,000.00
Duke Energy Corp	DE Bus Services	12/02/2015	12/03/2015	1	0.6164	\$344,339,000.00	\$5,895.85	\$344,339,000.00
PE Service Co	DE Bus Services	12/02/2015	12/03/2015	1	0.1800	\$103,096,000.00	\$515.48	\$103,096,000.00
DE Carolinas	DE Bus Services	12/03/2015	12/04/2015	1	0.2300	\$196,650,000.00	\$1,256.38	\$196,650,000.00
DE Indiana	DE Bus Services	12/03/2015	12/04/2015	1	0.2300	\$45,534,000.00	\$290.91	\$45,534,000.00
DE Progress	DE Bus Services	12/03/2015	12/04/2015	1	0.2300	\$161,040,000.00	\$1,028.87	\$161,040,000.00
Duke Energy Corp	DE Bus Services	12/03/2015	12/04/2015	1	0.6204	\$334,896,000.00	\$5,771.37	\$334,896,000.00
PE Service Co	DE Bus Services	12/03/2015	12/04/2015	1	0.2300	\$103,811,000.00	\$663.24	\$103,811,000.00
DE Carolinas	DE Bus Services	12/04/2015	12/07/2015	3	0.2300	\$191,944,000.00	\$3,678.93	\$575,832,000.00
DE Indiana	DE Bus Services	12/04/2015	12/07/2015	3	0.2300	\$48,722,000.00	\$933.84	\$146,166,000.00
DE Progress	DE Bus Services	12/04/2015	12/07/2015	3	0.2300	\$151,956,000.00	\$2,912.49	\$455,868,000.00
Duke Energy Corp	DE Bus Services	12/04/2015	12/07/2015	3	0.6205	\$351,612,000.00	\$18,181.27	\$1,054,836,000.00
PE Service Co	DE Bus Services	12/04/2015	12/07/2015	3	0.2300	\$104,617,000.00	\$2,005.16	\$313,851,000.00
DE Carolinas	DE Bus Services	12/07/2015	12/08/2015	1	0.2600	\$196,152,000.00	\$1,416.65	\$196,152,000.00
DE Indiana	DE Bus Services	12/07/2015	12/08/2015	1	0.2600	\$49,683,000.00	\$358.82	\$49,683,000.00
DE Progress	DE Bus Services	12/07/2015	12/08/2015	1	0.2600	\$155,015,000.00	\$1,119.55	\$155,015,000.00
Duke Energy Corp	DE Bus Services	12/07/2015	12/08/2015	1	0.6293	\$369,658,000.00	\$6,461.83	\$369,658,000.00
PE Service Co	DE Bus Services	12/07/2015	12/08/2015	1	0.2600	\$105,377,000.00	\$761.06	\$105,377,000.00
DE Carolinas	DE Bus Services	12/08/2015	12/09/2015	1	0.2600	\$199,546,000.00	\$1,441.17	\$199,546,000.00
DE Indiana	DE Bus Services	12/08/2015	12/09/2015	1	0.2600	\$28,857,000.00	\$208.41	\$28,857,000.00
DE Progress	DE Bus Services	12/08/2015	12/09/2015	1	0.2600	\$154,908,000.00	\$1,118.78	\$154,908,000.00
Duke Energy Corp	DE Bus Services	12/08/2015	12/09/2015	1	0.6321	\$390,168,000.00	\$6,850.70	\$390,168,000.00

PE Service Co	DE Bus Services	12/08/2015	12/09/2015	1	0.2600	\$104,585,000.00	\$755.34	\$104,585,000.00
DE Carolinas	DE Bus Services	12/09/2015	12/10/2015	1	0.2800	\$209,633,000.00	\$1,630.48	\$209,633,000.00
DE Indiana	DE Bus Services	12/09/2015	12/10/2015	1	0.2800	\$22,351,000.00	\$173.84	\$22,351,000.00
DE Progress	DE Bus Services	12/09/2015	12/10/2015	1	0.2800	\$234,077,000.00	\$1,820.60	\$234,077,000.00
Duke Energy Corp	DE Bus Services	12/09/2015	12/10/2015	1	0.6331	\$309,286,000.00	\$5,439.14	\$309,286,000.00
PE Service Co	DE Bus Services	12/09/2015	12/10/2015	1	0.2800	\$105,504,000.00	\$820.59	\$105,504,000.00
DE Carolinas	DE Bus Services	12/10/2015	12/11/2015	1	0.2900	\$222,978,000.00	\$1,796.21	\$222,978,000.00
DE Indiana	DE Bus Services	12/10/2015	12/11/2015	1	0.2900	\$28,542,000.00	\$229.92	\$28,542,000.00
DE Progress	DE Bus Services	12/10/2015	12/11/2015	1	0.2900	\$242,767,000.00	\$1,955.62	\$242,767,000.00
Duke Energy Corp	DE Bus Services	12/10/2015	12/11/2015	1	0.6345	\$305,311,000.00	\$5,381.11	\$305,311,000.00
PE Service Co	DE Bus Services	12/10/2015	12/11/2015	1	0.2900	\$108,409,000.00	\$873.29	\$108,409,000.00
DE Carolinas	DE Bus Services	12/11/2015	12/14/2015	3	0.3000	\$236,188,000.00	\$5,904.70	\$708,564,000.00
DE Indiana	DE Bus Services	12/11/2015	12/14/2015	3	0.3000	\$29,570,000.00	\$739.25	\$88,710,000.00
DE Progress	DE Bus Services	12/11/2015	12/14/2015	3	0.3000	\$248,650,000.00	\$6,216.25	\$745,950,000.00
Duke Energy Corp	DE Bus Services	12/11/2015	12/14/2015	3	0.6445	\$311,928,000.00	\$16,753.13	\$935,784,000.00
PE Service Co	DE Bus Services	12/11/2015	12/14/2015	3	0.3000	\$110,545,000.00	\$2,763.63	\$331,635,000.00
DE Carolinas	DE Bus Services	12/14/2015	12/15/2015	1	0.3100	\$227,825,000.00	\$1,961.83	\$227,825,000.00
DE Indiana	DE Bus Services	12/14/2015	12/15/2015	1	0.3100	\$27,699,000.00	\$238.52	\$27,699,000.00
DE Progress	DE Bus Services	12/14/2015	12/15/2015	1	0.3100	\$254,067,000.00	\$2,187.80	\$254,067,000.00
Duke Energy Corp	DE Bus Services	12/14/2015	12/15/2015	1	0.6575	\$333,198,000.00	\$6,085.49	\$333,198,000.00
PE Service Co	DE Bus Services	12/14/2015	12/15/2015	1	0.3100	\$111,946,000.00	\$963.98	\$111,946,000.00
DE Carolinas	DE Bus Services	12/15/2015	12/16/2015	1	0.3300	\$197,666,000.00	\$1,811.94	\$197,666,000.00
DE Indiana	DE Bus Services	12/15/2015	12/16/2015	1	0.3300	\$18,547,000.00	\$170.01	\$18,547,000.00
DE Progress	DE Bus Services	12/15/2015	12/16/2015	1	0.3300	\$22,622,000.00	\$207.37	\$22,622,000.00
Duke Energy Corp	DE Bus Services	12/15/2015	12/16/2015	1	0.6816	\$667,880,000.00	\$12,645.19	\$667,880,000.00
PE Service Co	DE Bus Services	12/15/2015	12/16/2015	1	0.3300	\$112,114,000.00	\$1,027.71	\$112,114,000.00
DE Carolinas	DE Bus Services	12/16/2015	12/17/2015	1	0.3400	\$216,626,000.00	\$2,045.91	\$216,626,000.00
DE Indiana	DE Bus Services	12/16/2015	12/17/2015	1	0.3400	\$27,203,000.00	\$256.92	\$27,203,000.00
DE Progress	DE Bus Services	12/16/2015	12/17/2015	1	0.3400	\$38,154,000.00	\$360.34	\$38,154,000.00
Duke Energy Corp	DE Bus Services	12/16/2015	12/17/2015	1	0.6974	\$632,054,000.00	\$12,244.29	\$632,054,000.00
PE Service Co	DE Bus Services	12/16/2015	12/17/2015	1	0.3400	\$113,686,000.00	\$1,073.70	\$113,686,000.00
DE Carolinas	DE Bus Services	12/17/2015	12/18/2015	1	0.3700	\$226,368,000.00	\$2,326.56	\$226,368,000.00
DE Indiana	DE Bus Services	12/17/2015	12/18/2015	1	0.3700	\$31,976,000.00	\$328.64	\$31,976,000.00
DE Progress	DE Bus Services	12/17/2015	12/18/2015	1	0.3700	\$38,230,000.00	\$392.92	\$38,230,000.00
Duke Energy Corp	DE Bus Services	12/17/2015	12/18/2015	1	0.7123	\$620,743,000.00	\$12,282.09	\$620,743,000.00
PE Service Co	DE Bus Services	12/17/2015	12/18/2015	1	0.3700	\$114,514,000.00	\$1,176.95	\$114,514,000.00
DE Carolinas	DE Bus Services	12/18/2015	12/21/2015	3	0.4000	\$70,309,000.00	\$2,343.63	\$210,927,000.00
DE Indiana	DE Bus Services	12/18/2015	12/21/2015	3	0.4000	\$26,170,000.00	\$872.33	\$78,510,000.00
Duke Energy Corp	DE Bus Services	12/18/2015	12/21/2015	3	0.7396	\$485,378,000.00	\$29,915.46	\$1,456,134,000.00
PE Service Co	DE Bus Services	12/18/2015	12/21/2015	3	0.4000	\$82,657,000.00	\$2,755.23	\$247,971,000.00

DE Carolinas	DE Bus Services	12/21/2015	12/22/2015	1	0.4000	\$74,530,000.00	\$828.11	\$74,530,000.00
DE Indiana	DE Bus Services	12/21/2015	12/22/2015	1	0.4000	\$24,782,000.00	\$275.36	\$24,782,000.00
Duke Energy Corp	DE Bus Services	12/21/2015	12/22/2015	1	0.7443	\$513,098,000.00	\$10,608.30	\$513,098,000.00
PE Service Co	DE Bus Services	12/21/2015	12/22/2015	1	0.4000	\$79,971,000.00	\$888.57	\$79,971,000.00
DE Carolinas	DE Bus Services	12/22/2015	12/23/2015	1	0.4200	\$83,064,000.00	\$969.08	\$83,064,000.00
DE Indiana	DE Bus Services	12/22/2015	12/23/2015	1	0.4200	\$26,669,000.00	\$311.14	\$26,669,000.00
Duke Energy Corp	DE Bus Services	12/22/2015	12/23/2015	1	0.7545	\$510,045,000.00	\$10,689.69	\$510,045,000.00
PE Service Co	DE Bus Services	12/22/2015	12/23/2015	1	0.4200	\$81,419,000.00	\$949.89	\$81,419,000.00
DE Carolinas	DE Bus Services	12/23/2015	12/24/2015	1	0.4400	\$95,964,000.00	\$1,172.89	\$95,964,000.00
DE Indiana	DE Bus Services	12/23/2015	12/24/2015	1	0.4400	\$22,466,000.00	\$274.58	\$22,466,000.00
Duke Energy Corp	DE Bus Services	12/23/2015	12/24/2015	1	0.7545	\$525,374,000.00	\$11,010.96	\$525,374,000.00
PE Service Co	DE Bus Services	12/23/2015	12/24/2015	1	0.4400	\$85,273,000.00	\$1,042.23	\$85,273,000.00
DE Carolinas	DE Bus Services	12/24/2015	12/28/2015	4	0.4400	\$88,689,000.00	\$4,335.91	\$354,756,000.00
DE Indiana	DE Bus Services	12/24/2015	12/28/2015	4	0.4400	\$22,683,000.00	\$1,108.95	\$90,732,000.00
Duke Energy Corp	DE Bus Services	12/24/2015	12/28/2015	4	0.7545	\$559,604,000.00	\$46,913.47	\$2,238,416,000.00
PE Service Co	DE Bus Services	12/24/2015	12/28/2015	4	0.4400	\$86,206,000.00	\$4,214.52	\$344,824,000.00
DE Carolinas	DE Bus Services	12/28/2015	12/29/2015	1	0.4400	\$73,815,000.00	\$902.18	\$73,815,000.00
DE Indiana	DE Bus Services	12/28/2015	12/29/2015	1	0.4400	\$23,488,000.00	\$287.08	\$23,488,000.00
Duke Energy Corp	DE Bus Services	12/28/2015	12/29/2015	1	0.7545	\$577,724,000.00	\$12,108.13	\$577,724,000.00
PE Service Co	DE Bus Services	12/28/2015	12/29/2015	1	0.4400	\$83,479,000.00	\$1,020.30	\$83,479,000.00
DE Carolinas	DE Bus Services	12/29/2015	12/30/2015	1	0.3800	\$81,861,000.00	\$864.09	\$81,861,000.00
DE Indiana	DE Bus Services	12/29/2015	12/30/2015	1	0.3800	\$27,919,000.00	\$294.70	\$27,919,000.00
Duke Energy Corp	DE Bus Services	12/29/2015	12/30/2015	1	0.7545	\$719,347,000.00	\$15,076.31	\$719,347,000.00
PE Service Co	DE Bus Services	12/29/2015	12/30/2015	1	0.3800	\$94,142,000.00	\$993.72	\$94,142,000.00
DE Carolinas	DE Bus Services	12/30/2015	12/31/2015	1	0.3300	\$77,772,000.00	\$712.91	\$77,772,000.00
DE Indiana	DE Bus Services	12/30/2015	12/31/2015	1	0.3300	\$22,902,000.00	\$209.94	\$22,902,000.00
Duke Energy Corp	DE Bus Services	12/30/2015	12/31/2015	1	0.7545	\$725,975,000.00	\$15,215.23	\$725,975,000.00
PE Service Co	DE Bus Services	12/30/2015	12/31/2015	1	0.3300	\$93,778,000.00	\$859.63	\$93,778,000.00
DE Carolinas	DE Bus Services	12/31/2015	01/04/2016	4	0.3300	\$68,050,000.00	\$2,495.17	\$272,200,000.00
DE Indiana	DE Bus Services	12/31/2015	01/04/2016	4	0.3300	\$34,527,000.00	\$1,265.99	\$138,108,000.00
Duke Energy Corp	DE Bus Services	12/31/2015	01/04/2016	4	0.7545	\$701,878,000.00	\$58,840.77	\$2,807,512,000.00
DE Carolinas	DE Bus Services	01/04/2016	01/05/2016	1	0.4000	\$58,915,000.00	\$654.61	\$58,915,000.00
DE Indiana	DE Bus Services	01/04/2016	01/05/2016	1	0.4000	\$34,273,000.00	\$380.81	\$34,273,000.00
Duke Energy Corp	DE Bus Services	01/04/2016	01/05/2016	1	0.7791	\$730,334,000.00	\$15,805.64	\$730,334,000.00
DE Carolinas	DE Bus Services	01/05/2016	01/06/2016	1	0.4000	\$72,208,000.00	\$802.31	\$72,208,000.00
DE Indiana	DE Bus Services	01/05/2016	01/06/2016	1	0.4000	\$37,911,000.00	\$421.23	\$37,911,000.00
DE Kentucky	DE Bus Services	01/05/2016	01/06/2016	1	0.4000	\$18,130,000.00	\$201.44	\$18,130,000.00
Duke Energy Corp	DE Bus Services	01/05/2016	01/06/2016	1	0.7845	\$705,564,000.00	\$15,375.42	\$705,564,000.00
DE Carolinas	DE Bus Services	01/06/2016	01/07/2016	1	0.3900	\$79,681,000.00	\$863.21	\$79,681,000.00
DE Indiana	DE Bus Services	01/06/2016	01/07/2016	1	0.3900	\$43,297,000.00	\$469.05	\$43,297,000.00

DE Kentucky	DE Bus Services	01/06/2016	01/07/2016	1	0.3900	\$19,174,000.00	\$207.72	\$19,174,000.00
Duke Energy Corp	DE Bus Services	01/06/2016	01/07/2016	1	0.7937	\$698,291,000.00	\$15,395.38	\$698,291,000.00
DE Carolinas	DE Bus Services	01/07/2016	01/08/2016	1	0.4100	\$82,779,000.00	\$942.76	\$82,779,000.00
DE Indiana	DE Bus Services	01/07/2016	01/08/2016	1	0.4100	\$45,767,000.00	\$521.24	\$45,767,000.00
DE Kentucky	DE Bus Services	01/07/2016	01/08/2016	1	0.4100	\$24,559,000.00	\$279.70	\$24,559,000.00
Duke Energy Corp	DE Bus Services	01/07/2016	01/08/2016	1	0.8031	\$689,210,000.00	\$15,375.13	\$689,210,000.00
DE Carolinas	DE Bus Services	01/08/2016	01/11/2016	3	0.4100	\$80,305,000.00	\$2,743.75	\$240,915,000.00
DE Indiana	DE Bus Services	01/08/2016	01/11/2016	3	0.4100	\$39,110,000.00	\$1,336.26	\$117,330,000.00
DE Kentucky	DE Bus Services	01/08/2016	01/11/2016	3	0.4100	\$25,327,000.00	\$865.34	\$75,981,000.00
Duke Energy Corp	DE Bus Services	01/08/2016	01/11/2016	3	0.8167	\$750,305,000.00	\$51,064.51	\$2,250,915,000.00
DE Carolinas	DE Bus Services	01/11/2016	01/12/2016	1	0.3600	\$63,150,000.00	\$631.50	\$63,150,000.00
DE Indiana	DE Bus Services	01/11/2016	01/12/2016	1	0.3600	\$41,103,000.00	\$411.03	\$41,103,000.00
DE Kentucky	DE Bus Services	01/11/2016	01/12/2016	1	0.3600	\$25,193,000.00	\$251.93	\$25,193,000.00
Duke Energy Corp	DE Bus Services	01/11/2016	01/12/2016	1	0.8169	\$779,447,000.00	\$17,686.95	\$779,447,000.00
DE Carolinas	DE Bus Services	01/12/2016	01/13/2016	1	0.3700	\$78,109,000.00	\$802.79	\$78,109,000.00
DE Indiana	DE Bus Services	01/12/2016	01/13/2016	1	0.3700	\$44,904,000.00	\$461.51	\$44,904,000.00
DE Kentucky	DE Bus Services	01/12/2016	01/13/2016	1	0.3700	\$25,725,000.00	\$264.40	\$25,725,000.00
DE Ohio	DE Bus Services	01/12/2016	01/13/2016	1	0.3700	\$675,000.00	\$6.94	\$675,000.00
Duke Energy Corp	DE Bus Services	01/12/2016	01/13/2016	1	0.8318	\$764,809,000.00	\$17,671.34	\$764,809,000.00
DE Carolinas	DE Bus Services	01/13/2016	01/14/2016	1	0.3600	\$94,234,000.00	\$942.34	\$94,234,000.00
DE Indiana	DE Bus Services	01/13/2016	01/14/2016	1	0.3600	\$52,391,000.00	\$523.91	\$52,391,000.00
DE Kentucky	DE Bus Services	01/13/2016	01/14/2016	1	0.3600	\$27,281,000.00	\$272.81	\$27,281,000.00
DE Ohio	DE Bus Services	01/13/2016	01/14/2016	1	0.3600	\$5,557,000.00	\$55.57	\$5,557,000.00
Duke Energy Corp	DE Bus Services	01/13/2016	01/14/2016	1	0.8351	\$758,556,000.00	\$17,596.39	\$758,556,000.00
DE Carolinas	DE Bus Services	01/14/2016	01/15/2016	1	0.3700	\$101,414,000.00	\$1,042.31	\$101,414,000.00
DE Indiana	DE Bus Services	01/14/2016	01/15/2016	1	0.3700	\$61,595,000.00	\$633.06	\$61,595,000.00
DE Kentucky	DE Bus Services	01/14/2016	01/15/2016	1	0.3700	\$27,478,000.00	\$282.41	\$27,478,000.00
DE Ohio	DE Bus Services	01/14/2016	01/15/2016	1	0.3700	\$6,598,000.00	\$67.81	\$6,598,000.00
Duke Energy Corp	DE Bus Services	01/14/2016	01/15/2016	1	0.8248	\$750,580,000.00	\$17,196.62	\$750,580,000.00
DE Carolinas	DE Bus Services	01/15/2016	01/19/2016	4	0.3800	\$66,410,000.00	\$2,803.98	\$265,640,000.00
DE Indiana	DE Bus Services	01/15/2016	01/19/2016	4	0.3800	\$51,507,000.00	\$2,174.74	\$206,028,000.00
DE Kentucky	DE Bus Services	01/15/2016	01/19/2016	4	0.3800	\$27,164,000.00	\$1,146.92	\$108,656,000.00
DE Ohio	DE Bus Services	01/15/2016	01/19/2016	4	0.3800	\$9,722,000.00	\$410.48	\$38,888,000.00
Duke Energy Corp	DE Bus Services	01/15/2016	01/19/2016	4	0.8164	\$860,865,000.00	\$78,090.02	\$3,443,460,000.00
DE Carolinas	DE Bus Services	01/19/2016	01/20/2016	1	0.3600	\$74,224,000.00	\$742.24	\$74,224,000.00
DE Indiana	DE Bus Services	01/19/2016	01/20/2016	1	0.3600	\$50,054,000.00	\$500.54	\$50,054,000.00
DE Kentucky	DE Bus Services	01/19/2016	01/20/2016	1	0.3600	\$28,055,000.00	\$280.55	\$28,055,000.00
DE Ohio	DE Bus Services	01/19/2016	01/20/2016	1	0.3600	\$12,135,000.00	\$121.35	\$12,135,000.00
Duke Energy Corp	DE Bus Services	01/19/2016	01/20/2016	1	0.8271	\$869,156,000.00	\$19,968.86	\$869,156,000.00
DE Carolinas	DE Bus Services	01/20/2016	01/21/2016	1	0.3600	\$85,232,000.00	\$852.32	\$85,232,000.00

DE Indiana	DE Bus Services	01/20/2016	01/21/2016	1	0.3600	\$53,239,000.00	\$532.39	\$53,239,000.00
DE Kentucky	DE Bus Services	01/20/2016	01/21/2016	1	0.3600	\$29,019,000.00	\$290.19	\$29,019,000.00
Duke Energy Corp	DE Bus Services	01/20/2016	01/21/2016	1	0.8540	\$879,462,000.00	\$20,862.79	\$879,462,000.00
DE Carolinas	DE Bus Services	01/21/2016	01/22/2016	1	0.3800	\$102,728,000.00	\$1,084.35	\$102,728,000.00
DE Indiana	DE Bus Services	01/21/2016	01/22/2016	1	0.3800	\$66,215,000.00	\$698.94	\$66,215,000.00
DE Kentucky	DE Bus Services	01/21/2016	01/22/2016	1	0.3800	\$29,415,000.00	\$310.49	\$29,415,000.00
Duke Energy Corp	DE Bus Services	01/21/2016	01/22/2016	1	0.8633	\$857,610,000.00	\$20,565.96	\$857,610,000.00
DE Carolinas	DE Bus Services	01/22/2016	01/25/2016	3	0.3800	\$109,307,000.00	\$3,461.39	\$327,921,000.00
DE Indiana	DE Bus Services	01/22/2016	01/25/2016	3	0.3800	\$59,917,000.00	\$1,897.37	\$179,751,000.00
DE Kentucky	DE Bus Services	01/22/2016	01/25/2016	3	0.3800	\$29,725,000.00	\$941.29	\$89,175,000.00
Duke Energy Corp	DE Bus Services	01/22/2016	01/25/2016	3	0.8568	\$887,617,000.00	\$63,375.85	\$2,662,851,000.00
DE Carolinas	DE Bus Services	01/25/2016	01/26/2016	1	0.3500	\$74,799,000.00	\$727.21	\$74,799,000.00
DE Indiana	DE Bus Services	01/25/2016	01/26/2016	1	0.3500	\$55,014,000.00	\$534.86	\$55,014,000.00
DE Kentucky	DE Bus Services	01/25/2016	01/26/2016	1	0.3500	\$26,611,000.00	\$258.72	\$26,611,000.00
Duke Energy Corp	DE Bus Services	01/25/2016	01/26/2016	1	0.8391	\$951,831,000.00	\$22,185.59	\$951,831,000.00
DE Carolinas	DE Bus Services	01/26/2016	01/27/2016	1	0.3600	\$1,286,000.00	\$12.86	\$1,286,000.00
DE Indiana	DE Bus Services	01/26/2016	01/27/2016	1	0.3600	\$7,687,000.00	\$76.87	\$7,687,000.00
DE Kentucky	DE Bus Services	01/26/2016	01/27/2016	1	0.3600	\$11,848,000.00	\$118.48	\$11,848,000.00
Duke Energy Corp	DE Bus Services	01/26/2016	01/27/2016	1	0.8726	\$533,554,000.00	\$12,932.76	\$533,554,000.00
DE Carolinas	DE Bus Services	01/27/2016	01/28/2016	1	0.3500	\$7,898,000.00	\$76.79	\$7,898,000.00
DE Indiana	DE Bus Services	01/27/2016	01/28/2016	1	0.3500	\$10,404,000.00	\$101.15	\$10,404,000.00
DE Kentucky	DE Bus Services	01/27/2016	01/28/2016	1	0.3500	\$12,516,000.00	\$121.68	\$12,516,000.00
Duke Energy Corp	DE Bus Services	01/27/2016	01/28/2016	1	0.8831	\$525,574,000.00	\$12,892.62	\$525,574,000.00
DE Carolinas	DE Bus Services	01/28/2016	01/29/2016	1	0.3400	\$13,437,000.00	\$126.91	\$13,437,000.00
DE Indiana	DE Bus Services	01/28/2016	01/29/2016	1	0.3400	\$15,297,000.00	\$144.47	\$15,297,000.00
DE Kentucky	DE Bus Services	01/28/2016	01/29/2016	1	0.3400	\$13,306,000.00	\$125.67	\$13,306,000.00
Duke Energy Corp	DE Bus Services	01/28/2016	01/29/2016	1	0.8890	\$544,747,000.00	\$13,452.22	\$544,747,000.00
DE Carolinas	DE Bus Services	01/29/2016	02/01/2016	3	0.3400	\$11,610,000.00	\$328.95	\$34,830,000.00
DE Indiana	DE Bus Services	01/29/2016	02/01/2016	3	0.3400	\$23,035,000.00	\$652.66	\$69,105,000.00
DE Kentucky	DE Bus Services	01/29/2016	02/01/2016	3	0.3400	\$11,682,000.00	\$330.99	\$35,046,000.00
Duke Energy Corp	DE Bus Services	01/29/2016	02/01/2016	3	0.8871	\$595,461,000.00	\$44,019.45	\$1,786,383,000.00
DE Carolinas	DE Bus Services	02/01/2016	02/02/2016	1	0.3300	\$6,686,000.00	\$61.29	\$6,686,000.00
DE Indiana	DE Bus Services	02/01/2016	02/02/2016	1	0.3300	\$20,268,000.00	\$185.79	\$20,268,000.00
DE Kentucky	DE Bus Services	02/01/2016	02/02/2016	1	0.3300	\$10,405,000.00	\$95.38	\$10,405,000.00
Duke Energy Corp	DE Bus Services	02/01/2016	02/02/2016	1	0.9006	\$624,930,000.00	\$15,633.67	\$624,930,000.00
DE Carolinas	DE Bus Services	02/02/2016	02/03/2016	1	0.3400	\$28,735,000.00	\$271.39	\$28,735,000.00
DE Indiana	DE Bus Services	02/02/2016	02/03/2016	1	0.3400	\$20,212,000.00	\$190.89	\$20,212,000.00
DE Kentucky	DE Bus Services	02/02/2016	02/03/2016	1	0.3400	\$10,632,000.00	\$100.41	\$10,632,000.00
Duke Energy Corp	DE Bus Services	02/02/2016	02/03/2016	1	0.9107	\$610,885,000.00	\$15,453.69	\$610,885,000.00
DE Carolinas	DE Bus Services	02/03/2016	02/04/2016	1	0.3500	\$39,943,000.00	\$388.33	\$39,943,000.00

DE Indiana	DE Bus Services	02/03/2016	02/04/2016	1	0.3500	\$27,374,000.00	\$266.14	\$27,374,000.00
DE Kentucky	DE Bus Services	02/03/2016	02/04/2016	1	0.3500	\$11,099,000.00	\$107.91	\$11,099,000.00
Duke Energy Corp	DE Bus Services	02/03/2016	02/04/2016	1	0.9166	\$594,603,000.00	\$15,139.25	\$594,603,000.00
DE Carolinas	DE Bus Services	02/04/2016	02/05/2016	1	0.3500	\$46,578,000.00	\$452.84	\$46,578,000.00
DE Indiana	DE Bus Services	02/04/2016	02/05/2016	1	0.3500	\$32,660,000.00	\$317.53	\$32,660,000.00
DE Kentucky	DE Bus Services	02/04/2016	02/05/2016	1	0.3500	\$15,105,000.00	\$146.85	\$15,105,000.00
Duke Energy Corp	DE Bus Services	02/04/2016	02/05/2016	1	0.9148	\$583,360,000.00	\$14,823.83	\$583,360,000.00
DE Carolinas	DE Bus Services	02/05/2016	02/08/2016	3	0.3500	\$46,488,000.00	\$1,355.90	\$139,464,000.00
DE Indiana	DE Bus Services	02/05/2016	02/08/2016	3	0.3500	\$33,526,000.00	\$977.84	\$100,578,000.00
DE Kentucky	DE Bus Services	02/05/2016	02/08/2016	3	0.3500	\$15,334,000.00	\$447.24	\$46,002,000.00
Duke Energy Corp	DE Bus Services	02/05/2016	02/08/2016	3	0.9122	\$611,711,000.00	\$46,500.23	\$1,835,133,000.00
DE Carolinas	DE Bus Services	02/08/2016	02/09/2016	1	0.3400	\$48,433,000.00	\$457.42	\$48,433,000.00
DE Indiana	DE Bus Services	02/08/2016	02/09/2016	1	0.3400	\$36,737,000.00	\$346.96	\$36,737,000.00
DE Kentucky	DE Bus Services	02/08/2016	02/09/2016	1	0.3400	\$15,831,000.00	\$149.52	\$15,831,000.00
Duke Energy Corp	DE Bus Services	02/08/2016	02/09/2016	1	0.9056	\$622,597,000.00	\$15,661.77	\$622,597,000.00
DE Carolinas	DE Bus Services	02/09/2016	02/10/2016	1	0.3400	\$57,112,000.00	\$539.39	\$57,112,000.00
DE Indiana	DE Bus Services	02/09/2016	02/10/2016	1	0.3400	\$30,684,000.00	\$289.79	\$30,684,000.00
DE Kentucky	DE Bus Services	02/09/2016	02/10/2016	1	0.3400	\$16,756,000.00	\$158.25	\$16,756,000.00
Duke Energy Corp	DE Bus Services	02/09/2016	02/10/2016	1	0.9122	\$624,657,000.00	\$15,828.11	\$624,657,000.00
DE Carolinas	DE Bus Services	02/10/2016	02/11/2016	1	0.3400	\$67,703,000.00	\$639.42	\$67,703,000.00
DE Indiana	DE Bus Services	02/10/2016	02/11/2016	1	0.3400	\$36,203,000.00	\$341.92	\$36,203,000.00
DE Kentucky	DE Bus Services	02/10/2016	02/11/2016	1	0.3400	\$17,515,000.00	\$165.42	\$17,515,000.00
Duke Energy Corp	DE Bus Services	02/10/2016	02/11/2016	1	0.9245	\$611,644,000.00	\$15,707.36	\$611,644,000.00
DE Carolinas	DE Bus Services	02/11/2016	02/12/2016	1	0.3500	\$78,527,000.00	\$763.46	\$78,527,000.00
DE Indiana	DE Bus Services	02/11/2016	02/12/2016	1	0.3500	\$41,190,000.00	\$400.46	\$41,190,000.00
DE Kentucky	DE Bus Services	02/11/2016	02/12/2016	1	0.3500	\$18,503,000.00	\$179.89	\$18,503,000.00
Duke Energy Corp	DE Bus Services	02/11/2016	02/12/2016	1	0.9258	\$601,989,000.00	\$15,481.15	\$601,989,000.00
DE Carolinas	DE Bus Services	02/12/2016	02/16/2016	4	0.3500	\$76,820,000.00	\$2,987.44	\$307,280,000.00
DE Indiana	DE Bus Services	02/12/2016	02/16/2016	4	0.3500	\$41,875,000.00	\$1,628.47	\$167,500,000.00
DE Kentucky	DE Bus Services	02/12/2016	02/16/2016	4	0.3500	\$19,346,000.00	\$752.34	\$77,384,000.00
Duke Energy Corp	DE Bus Services	02/12/2016	02/16/2016	4	0.9207	\$653,547,000.00	\$66,857.86	\$2,614,188,000.00
DE Carolinas	DE Bus Services	02/16/2016	02/17/2016	1	0.3700	\$80,928,000.00	\$831.76	\$80,928,000.00
DE Indiana	DE Bus Services	02/16/2016	02/17/2016	1	0.3700	\$32,722,000.00	\$336.31	\$32,722,000.00
DE Kentucky	DE Bus Services	02/16/2016	02/17/2016	1	0.3700	\$18,858,000.00	\$193.82	\$18,858,000.00
Duke Energy Corp	DE Bus Services	02/16/2016	02/17/2016	1	0.9291	\$696,579,000.00	\$17,977.54	\$696,579,000.00
DE Carolinas	DE Bus Services	02/17/2016	02/18/2016	1	0.3700	\$104,958,000.00	\$1,078.74	\$104,958,000.00
DE Indiana	DE Bus Services	02/17/2016	02/18/2016	1	0.3700	\$38,400,000.00	\$394.67	\$38,400,000.00
DE Kentucky	DE Bus Services	02/17/2016	02/18/2016	1	0.3700	\$21,156,000.00	\$217.44	\$21,156,000.00
DE Ohio	DE Bus Services	02/17/2016	02/18/2016	1	0.3700	\$4,142,000.00	\$42.57	\$4,142,000.00
Duke Energy Corp	DE Bus Services	02/17/2016	02/18/2016	1	0.9346	\$673,437,000.00	\$17,483.17	\$673,437,000.00

DE Carolinas	DE Bus Services	02/18/2016	02/19/2016	1	0.3700	\$114,760,000.00	\$1,179.48	\$114,760,000.00
DE Indiana	DE Bus Services	02/18/2016	02/19/2016	1	0.3700	\$45,980,000.00	\$472.57	\$45,980,000.00
DE Kentucky	DE Bus Services	02/18/2016	02/19/2016	1	0.3700	\$22,784,000.00	\$234.17	\$22,784,000.00
DE Ohio	DE Bus Services	02/18/2016	02/19/2016	1	0.3700	\$9,032,000.00	\$92.83	\$9,032,000.00
Duke Energy Corp	DE Bus Services	02/18/2016	02/19/2016	1	0.9391	\$653,016,000.00	\$17,034.65	\$653,016,000.00
DE Carolinas	DE Bus Services	02/19/2016	02/22/2016	3	0.3700	\$114,755,000.00	\$3,538.28	\$344,265,000.00
DE Indiana	DE Bus Services	02/19/2016	02/22/2016	3	0.3700	\$41,049,000.00	\$1,265.68	\$123,147,000.00
DE Kentucky	DE Bus Services	02/19/2016	02/22/2016	3	0.3700	\$23,307,000.00	\$718.63	\$69,921,000.00
Duke Energy Corp	DE Bus Services	02/19/2016	02/22/2016	3	0.9428	\$702,809,000.00	\$55,217.36	\$2,108,427,000.00
DE Carolinas	DE Bus Services	02/22/2016	02/23/2016	1	0.3700	\$128,545,000.00	\$1,321.16	\$128,545,000.00
DE Indiana	DE Bus Services	02/22/2016	02/23/2016	1	0.3700	\$51,251,000.00	\$526.75	\$51,251,000.00
DE Kentucky	DE Bus Services	02/22/2016	02/23/2016	1	0.3700	\$21,461,000.00	\$220.57	\$21,461,000.00
Duke Energy Corp	DE Bus Services	02/22/2016	02/23/2016	1	0.9464	\$709,572,000.00	\$18,653.86	\$709,572,000.00
DE Carolinas	DE Bus Services	02/23/2016	02/24/2016	1	0.3700	\$49,905,000.00	\$512.91	\$49,905,000.00
DE Indiana	DE Bus Services	02/23/2016	02/24/2016	1	0.3700	\$23,902,000.00	\$245.66	\$23,902,000.00
DE Kentucky	DE Bus Services	02/23/2016	02/24/2016	1	0.3700	\$14,195,000.00	\$145.89	\$14,195,000.00
Duke Energy Corp	DE Bus Services	02/23/2016	02/24/2016	1	0.9501	\$433,732,000.00	\$11,446.91	\$433,732,000.00
DE Carolinas	DE Bus Services	02/24/2016	02/25/2016	1	0.3700	\$59,845,000.00	\$615.07	\$59,845,000.00
DE Indiana	DE Bus Services	02/24/2016	02/25/2016	1	0.3700	\$22,403,000.00	\$230.25	\$22,403,000.00
DE Kentucky	DE Bus Services	02/24/2016	02/25/2016	1	0.3700	\$15,076,000.00	\$154.95	\$15,076,000.00
Duke Energy Corp	DE Bus Services	02/24/2016	02/25/2016	1	0.9517	\$434,961,000.00	\$11,498.68	\$434,961,000.00
DE Carolinas	DE Bus Services	02/25/2016	02/26/2016	1	0.3700	\$44,699,000.00	\$459.41	\$44,699,000.00
DE Indiana	DE Bus Services	02/25/2016	02/26/2016	1	0.3700	\$25,875,000.00	\$265.94	\$25,875,000.00
DE Kentucky	DE Bus Services	02/25/2016	02/26/2016	1	0.3700	\$13,851,000.00	\$142.36	\$13,851,000.00
Duke Energy Corp	DE Bus Services	02/25/2016	02/26/2016	1	0.9563	\$450,651,000.00	\$11,971.04	\$450,651,000.00
DE Carolinas	DE Bus Services	02/26/2016	02/29/2016	3	0.3700	\$53,238,000.00	\$1,641.51	\$159,714,000.00
DE Indiana	DE Bus Services	02/26/2016	02/29/2016	3	0.3700	\$30,408,000.00	\$937.58	\$91,224,000.00
DE Kentucky	DE Bus Services	02/26/2016	02/29/2016	3	0.3700	\$15,068,000.00	\$464.60	\$45,204,000.00
Duke Energy Corp	DE Bus Services	02/26/2016	02/29/2016	3	0.9450	\$483,170,000.00	\$38,049.64	\$1,449,510,000.00
DE Carolinas	DE Bus Services	02/29/2016	03/01/2016	1	0.3800	\$51,197,000.00	\$540.41	\$51,197,000.00
DE Indiana	DE Bus Services	02/29/2016	03/01/2016	1	0.3800	\$32,374,000.00	\$341.73	\$32,374,000.00
DE Kentucky	DE Bus Services	02/29/2016	03/01/2016	1	0.3800	\$15,022,000.00	\$158.57	\$15,022,000.00
Duke Energy Corp	DE Bus Services	02/29/2016	03/01/2016	1	0.9309	\$559,556,000.00	\$14,469.19	\$559,556,000.00
DE Carolinas	DE Bus Services	03/01/2016	03/02/2016	1	0.3700	\$78,493,000.00	\$806.73	\$78,493,000.00
DE Indiana	DE Bus Services	03/01/2016	03/02/2016	1	0.3700	\$35,845,000.00	\$368.41	\$35,845,000.00
DE Kentucky	DE Bus Services	03/01/2016	03/02/2016	1	0.3700	\$16,057,000.00	\$165.03	\$16,057,000.00
Duke Energy Corp	DE Bus Services	03/01/2016	03/02/2016	1	0.9480	\$540,073,000.00	\$14,221.92	\$540,073,000.00
DE Carolinas	DE Bus Services	03/02/2016	03/03/2016	1	0.3700	\$95,156,000.00	\$977.99	\$95,156,000.00
DE Indiana	DE Bus Services	03/02/2016	03/03/2016	1	0.3700	\$35,477,000.00	\$364.62	\$35,477,000.00
DE Kentucky	DE Bus Services	03/02/2016	03/03/2016	1	0.3700	\$17,703,000.00	\$181.95	\$17,703,000.00

Duke Energy Corp	DE Bus Services	03/02/2016	03/03/2016	1	0.9572	\$530,093,000.00	\$14,094.58	\$530,093,000.00
DE Carolinas	DE Bus Services	03/03/2016	03/04/2016	1	0.3600	\$99,574,000.00	\$995.74	\$99,574,000.00
DE Indiana	DE Bus Services	03/03/2016	03/04/2016	1	0.3600	\$43,049,000.00	\$430.49	\$43,049,000.00
DE Kentucky	DE Bus Services	03/03/2016	03/04/2016	1	0.3600	\$18,831,000.00	\$188.31	\$18,831,000.00
Duke Energy Corp	DE Bus Services	03/03/2016	03/04/2016	1	0.9602	\$524,759,000.00	\$13,996.49	\$524,759,000.00
DE Carolinas	DE Bus Services	03/04/2016	03/07/2016	3	0.3700	\$93,167,000.00	\$2,872.65	\$279,501,000.00
DE Indiana	DE Bus Services	03/04/2016	03/07/2016	3	0.3700	\$49,092,000.00	\$1,513.67	\$147,276,000.00
DE Kentucky	DE Bus Services	03/04/2016	03/07/2016	3	0.3700	\$24,299,000.00	\$749.22	\$72,897,000.00
Duke Energy Corp	DE Bus Services	03/04/2016	03/07/2016	3	0.9567	\$574,638,000.00	\$45,813.01	\$1,723,914,000.00
DE Carolinas	DE Bus Services	03/07/2016	03/08/2016	1	0.3700	\$98,462,000.00	\$1,011.97	\$98,462,000.00
DE Indiana	DE Bus Services	03/07/2016	03/08/2016	1	0.3700	\$52,950,000.00	\$544.21	\$52,950,000.00
DE Kentucky	DE Bus Services	03/07/2016	03/08/2016	1	0.3700	\$25,637,000.00	\$263.49	\$25,637,000.00
Duke Energy Corp	DE Bus Services	03/07/2016	03/08/2016	1	0.9554	\$581,841,000.00	\$15,441.41	\$581,841,000.00
DE Carolinas	DE Bus Services	03/08/2016	03/09/2016	1	0.3700	\$108,836,000.00	\$1,118.59	\$108,836,000.00
DE Indiana	DE Bus Services	03/08/2016	03/09/2016	1	0.3700	\$53,524,000.00	\$550.11	\$53,524,000.00
DE Kentucky	DE Bus Services	03/08/2016	03/09/2016	1	0.3700	\$25,899,000.00	\$266.18	\$25,899,000.00
Duke Energy Corp	DE Bus Services	03/08/2016	03/09/2016	1	0.9577	\$575,545,000.00	\$15,311.10	\$575,545,000.00
DE Carolinas	DE Bus Services	03/09/2016	03/10/2016	1	0.3600	\$122,055,000.00	\$1,220.55	\$122,055,000.00
DE Indiana	DE Bus Services	03/09/2016	03/10/2016	1	0.3600	\$50,778,000.00	\$507.78	\$50,778,000.00
DE Kentucky	DE Bus Services	03/09/2016	03/10/2016	1	0.3600	\$26,927,000.00	\$269.27	\$26,927,000.00
Duke Energy Corp	DE Bus Services	03/09/2016	03/10/2016	1	0.9581	\$566,986,000.00	\$15,089.70	\$566,986,000.00
DE Carolinas	DE Bus Services	03/10/2016	03/11/2016	1	0.3700	\$136,479,000.00	\$1,402.70	\$136,479,000.00
DE Indiana	DE Bus Services	03/10/2016	03/11/2016	1	0.3700	\$55,360,000.00	\$568.98	\$55,360,000.00
DE Kentucky	DE Bus Services	03/10/2016	03/11/2016	1	0.3700	\$4,103,000.00	\$42.17	\$4,103,000.00
DE Ohio	DE Bus Services	03/10/2016	03/11/2016	1	0.3700	\$3,505,000.00	\$36.02	\$3,505,000.00
Duke Energy Corp	DE Bus Services	03/10/2016	03/11/2016	1	0.9493	\$570,973,000.00	\$15,056.24	\$570,973,000.00
DE Carolinas	DE Bus Services	03/11/2016	03/14/2016	3	0.3600	\$319,366,000.00	\$9,580.98	\$958,098,000.00
DE Indiana	DE Bus Services	03/11/2016	03/14/2016	3	0.3600	\$58,737,000.00	\$1,762.11	\$176,211,000.00
DE Kentucky	DE Bus Services	03/11/2016	03/14/2016	3	0.3600	\$4,941,000.00	\$148.23	\$14,823,000.00
DE Ohio	DE Bus Services	03/11/2016	03/14/2016	3	0.3600	\$7,864,000.00	\$235.92	\$23,592,000.00
Duke Energy Corp	DE Bus Services	03/11/2016	03/14/2016	3	0.9773	\$380,209,000.00	\$30,964.85	\$1,140,627,000.00
DE Carolinas	DE Bus Services	03/14/2016	03/15/2016	1	0.3600	\$333,135,000.00	\$3,331.35	\$333,135,000.00
DE Indiana	DE Bus Services	03/14/2016	03/15/2016	1	0.3600	\$60,116,000.00	\$601.16	\$60,116,000.00
DE Kentucky	DE Bus Services	03/14/2016	03/15/2016	1	0.3600	\$3,810,000.00	\$38.10	\$3,810,000.00
DE Ohio	DE Bus Services	03/14/2016	03/15/2016	1	0.3600	\$7,820,000.00	\$78.20	\$7,820,000.00
Duke Energy Corp	DE Bus Services	03/14/2016	03/15/2016	1	0.9788	\$384,844,000.00	\$10,463.48	\$384,844,000.00
DE Carolinas	DE Bus Services	03/15/2016	03/16/2016	1	0.3600	\$330,508,000.00	\$3,305.08	\$330,508,000.00
DE Indiana	DE Bus Services	03/15/2016	03/16/2016	1	0.3600	\$60,137,000.00	\$601.37	\$60,137,000.00
DE Kentucky	DE Bus Services	03/15/2016	03/16/2016	1	0.3600	\$3,029,000.00	\$30.29	\$3,029,000.00
DE Ohio	DE Bus Services	03/15/2016	03/16/2016	1	0.3600	\$13,284,000.00	\$132.84	\$13,284,000.00

Duke Energy Corp	DE Bus Services	03/15/2016	03/16/2016	1	0.9768	\$626,119,000.00	\$16,988.70	\$626,119,000.00
DE Carolinas	DE Bus Services	03/16/2016	03/17/2016	1	0.3600	\$348,709,000.00	\$3,487.09	\$348,709,000.00
DE Indiana	DE Bus Services	03/16/2016	03/17/2016	1	0.3600	\$66,637,000.00	\$666.37	\$66,637,000.00
DE Kentucky	DE Bus Services	03/16/2016	03/17/2016	1	0.3600	\$3,884,000.00	\$38.84	\$3,884,000.00
DE Ohio	DE Bus Services	03/16/2016	03/17/2016	1	0.3600	\$17,338,000.00	\$173.38	\$17,338,000.00
Duke Energy Corp	DE Bus Services	03/16/2016	03/17/2016	1	0.9512	\$599,123,000.00	\$15,830.16	\$599,123,000.00
DE Carolinas	DE Bus Services	03/17/2016	03/18/2016	1	0.3700	\$375,895,000.00	\$3,863.37	\$375,895,000.00
DE Indiana	DE Bus Services	03/17/2016	03/18/2016	1	0.3700	\$75,788,000.00	\$778.93	\$75,788,000.00
DE Kentucky	DE Bus Services	03/17/2016	03/18/2016	1	0.3700	\$4,982,000.00	\$51.20	\$4,982,000.00
DE Ohio	DE Bus Services	03/17/2016	03/18/2016	1	0.3700	\$23,314,000.00	\$239.62	\$23,314,000.00
Duke Energy Corp	DE Bus Services	03/17/2016	03/18/2016	1	0.9619	\$567,261,000.00	\$15,156.90	\$567,261,000.00
DE Carolinas	DE Bus Services	03/18/2016	03/21/2016	3	0.3700	\$392,879,000.00	\$12,113.77	\$1,178,637,000.00
DE Indiana	DE Bus Services	03/18/2016	03/21/2016	3	0.3700	\$80,731,000.00	\$2,489.21	\$242,193,000.00
DE Kentucky	DE Bus Services	03/18/2016	03/21/2016	3	0.3700	\$5,436,000.00	\$167.61	\$16,308,000.00
DE Ohio	DE Bus Services	03/18/2016	03/21/2016	3	0.3700	\$3,726,000.00	\$114.89	\$11,178,000.00
Duke Energy Corp	DE Bus Services	03/18/2016	03/21/2016	3	0.9472	\$596,574,000.00	\$47,089.57	\$1,789,722,000.00
DE Carolinas	DE Bus Services	03/21/2016	03/22/2016	1	0.3700	\$382,875,000.00	\$3,935.10	\$382,875,000.00
DE Indiana	DE Bus Services	03/21/2016	03/22/2016	1	0.3700	\$81,250,000.00	\$835.07	\$81,250,000.00
DE Kentucky	DE Bus Services	03/21/2016	03/22/2016	1	0.3700	\$4,367,000.00	\$44.88	\$4,367,000.00
Duke Energy Corp	DE Bus Services	03/21/2016	03/22/2016	1	0.9340	\$624,784,000.00	\$16,209.67	\$624,784,000.00
DE Carolinas	DE Bus Services	03/22/2016	03/23/2016	1	0.3700	\$341,473,000.00	\$3,509.58	\$341,473,000.00
DE Indiana	DE Bus Services	03/22/2016	03/23/2016	1	0.3700	\$27,334,000.00	\$280.93	\$27,334,000.00
DE Kentucky	DE Bus Services	03/22/2016	03/23/2016	1	0.3700	\$6,590,000.00	\$67.73	\$6,590,000.00
Duke Energy Corp	DE Bus Services	03/22/2016	03/23/2016	1	0.9431	\$394,712,000.00	\$10,340.36	\$394,712,000.00
DE Carolinas	DE Bus Services	03/23/2016	03/24/2016	1	0.3800	\$363,298,000.00	\$3,834.81	\$363,298,000.00
DE Indiana	DE Bus Services	03/23/2016	03/24/2016	1	0.3800	\$33,698,000.00	\$355.70	\$33,698,000.00
DE Kentucky	DE Bus Services	03/23/2016	03/24/2016	1	0.3800	\$7,533,000.00	\$79.52	\$7,533,000.00
Duke Energy Corp	DE Bus Services	03/23/2016	03/24/2016	1	0.9539	\$380,866,000.00	\$10,091.89	\$380,866,000.00
DE Carolinas	DE Bus Services	03/24/2016	03/25/2016	1	0.3700	\$342,992,000.00	\$3,525.20	\$342,992,000.00
DE Indiana	DE Bus Services	03/24/2016	03/25/2016	1	0.3700	\$29,123,000.00	\$299.32	\$29,123,000.00
DE Kentucky	DE Bus Services	03/24/2016	03/25/2016	1	0.3700	\$6,021,000.00	\$61.88	\$6,021,000.00
Duke Energy Corp	DE Bus Services	03/24/2016	03/25/2016	1	0.9266	\$413,148,000.00	\$10,633.97	\$413,148,000.00
DE Carolinas	DE Bus Services	03/25/2016	03/28/2016	3	0.3700	\$346,212,000.00	\$10,674.87	\$1,038,636,000.00
DE Indiana	DE Bus Services	03/25/2016	03/28/2016	3	0.3700	\$30,211,000.00	\$931.51	\$90,633,000.00
DE Kentucky	DE Bus Services	03/25/2016	03/28/2016	3	0.3700	\$6,131,000.00	\$189.04	\$18,393,000.00
Duke Energy Corp	DE Bus Services	03/25/2016	03/28/2016	3	0.9266	\$426,399,000.00	\$32,925.11	\$1,279,197,000.00
DE Carolinas	DE Bus Services	03/28/2016	03/29/2016	1	0.3900	\$346,781,000.00	\$3,756.79	\$346,781,000.00
DE Indiana	DE Bus Services	03/28/2016	03/29/2016	1	0.3900	\$31,913,000.00	\$345.72	\$31,913,000.00
DE Kentucky	DE Bus Services	03/28/2016	03/29/2016	1	0.3900	\$6,220,000.00	\$67.38	\$6,220,000.00
Duke Energy Corp	DE Bus Services	03/28/2016	03/29/2016	1	0.9150	\$427,108,000.00	\$10,855.66	\$427,108,000.00

DE Carolinas	DE Bus Services	03/29/2016	03/30/2016	1	0.3700	\$364,738,000.00	\$3,748.70	\$364,738,000.00
DE Indiana	DE Bus Services	03/29/2016	03/30/2016	1	0.3700	\$34,255,000.00	\$352.07	\$34,255,000.00
DE Kentucky	DE Bus Services	03/29/2016	03/30/2016	1	0.3700	\$6,594,000.00	\$67.77	\$6,594,000.00
Duke Energy Corp	DE Bus Services	03/29/2016	03/30/2016	1	0.9238	\$415,240,000.00	\$10,655.52	\$415,240,000.00
DE Carolinas	DE Bus Services	03/30/2016	03/31/2016	1	0.3800	\$377,072,000.00	\$3,980.20	\$377,072,000.00
DE Indiana	DE Bus Services	03/30/2016	03/31/2016	1	0.3800	\$43,639,000.00	\$460.63	\$43,639,000.00
DE Kentucky	DE Bus Services	03/30/2016	03/31/2016	1	0.3800	\$7,901,000.00	\$83.40	\$7,901,000.00
Duke Energy Corp	DE Bus Services	03/30/2016	03/31/2016	1	0.9252	\$424,628,000.00	\$10,912.94	\$424,628,000.00
DE Carolinas	DE Bus Services	03/31/2016	04/01/2016	1	0.3700	\$394,610,000.00	\$4,055.71	\$394,610,000.00
DE Indiana	DE Bus Services	03/31/2016	04/01/2016	1	0.3700	\$47,356,000.00	\$486.71	\$47,356,000.00
DE Kentucky	DE Bus Services	03/31/2016	04/01/2016	1	0.3700	\$8,706,000.00	\$89.48	\$8,706,000.00
Duke Energy Corp	DE Bus Services	03/31/2016	04/01/2016	1	0.9306	\$463,220,000.00	\$11,974.24	\$463,220,000.00
DE Carolinas	DE Bus Services	04/01/2016	04/04/2016	3	0.3600	\$420,847,000.00	\$12,625.41	\$1,262,541,000.00
DE Indiana	DE Bus Services	04/01/2016	04/04/2016	3	0.3600	\$41,399,000.00	\$1,241.97	\$124,197,000.00
DE Kentucky	DE Bus Services	04/01/2016	04/04/2016	3	0.3600	\$8,056,000.00	\$241.68	\$24,168,000.00
Duke Energy Corp	DE Bus Services	04/01/2016	04/04/2016	3	0.9138	\$486,605,000.00	\$37,054.97	\$1,459,815,000.00
DE Carolinas	DE Bus Services	04/04/2016	04/05/2016	1	0.3600	\$434,729,000.00	\$4,347.29	\$434,729,000.00
DE Indiana	DE Bus Services	04/04/2016	04/05/2016	1	0.3600	\$44,441,000.00	\$444.41	\$44,441,000.00
DE Kentucky	DE Bus Services	04/04/2016	04/05/2016	1	0.3600	\$8,744,000.00	\$87.44	\$8,744,000.00
Duke Energy Corp	DE Bus Services	04/04/2016	04/05/2016	1	0.8978	\$490,838,000.00	\$12,240.95	\$490,838,000.00
DE Carolinas	DE Bus Services	04/05/2016	04/06/2016	1	0.3700	\$453,251,000.00	\$4,658.41	\$453,251,000.00
DE Indiana	DE Bus Services	04/05/2016	04/06/2016	1	0.3700	\$47,591,000.00	\$489.13	\$47,591,000.00
DE Kentucky	DE Bus Services	04/05/2016	04/06/2016	1	0.3700	\$9,260,000.00	\$95.17	\$9,260,000.00
DE Ohio	DE Bus Services	04/05/2016	04/06/2016	1	0.3700	\$6,178,000.00	\$63.50	\$6,178,000.00
Duke Energy Corp	DE Bus Services	04/05/2016	04/06/2016	1	0.8844	\$466,884,000.00	\$11,469.78	\$466,884,000.00
DE Carolinas	DE Bus Services	04/06/2016	04/07/2016	1	0.3700	\$473,271,000.00	\$4,864.17	\$473,271,000.00
DE Indiana	DE Bus Services	04/06/2016	04/07/2016	1	0.3700	\$61,726,000.00	\$634.41	\$61,726,000.00
DE Kentucky	DE Bus Services	04/06/2016	04/07/2016	1	0.3700	\$15,294,000.00	\$157.19	\$15,294,000.00
Duke Energy Corp	DE Bus Services	04/06/2016	04/07/2016	1	0.8778	\$440,167,000.00	\$10,732.74	\$440,167,000.00
DE Carolinas	DE Bus Services	04/07/2016	04/08/2016	1	0.3800	\$299,193,000.00	\$3,158.15	\$299,193,000.00
DE Indiana	DE Bus Services	04/07/2016	04/08/2016	1	0.3800	\$40,762,000.00	\$430.27	\$40,762,000.00
DE Kentucky	DE Bus Services	04/07/2016	04/08/2016	1	0.3800	\$9,458,000.00	\$99.83	\$9,458,000.00
DE Ohio	DE Bus Services	04/07/2016	04/08/2016	1	0.3800	\$1,128,000.00	\$11.91	\$1,128,000.00
Duke Energy Corp	DE Bus Services	04/07/2016	04/08/2016	1	0.9175	\$92,878,000.00	\$2,367.10	\$92,878,000.00
DE Carolinas	DE Bus Services	04/08/2016	04/11/2016	3	0.3700	\$284,518,000.00	\$8,772.64	\$853,554,000.00
DE Indiana	DE Bus Services	04/08/2016	04/11/2016	3	0.3700	\$34,403,000.00	\$1,060.76	\$103,209,000.00
DE Kentucky	DE Bus Services	04/08/2016	04/11/2016	3	0.3700	\$9,676,000.00	\$298.34	\$29,028,000.00
DE Ohio	DE Bus Services	04/08/2016	04/11/2016	3	0.3700	\$2,834,000.00	\$87.38	\$8,502,000.00
Duke Energy Corp	DE Bus Services	04/08/2016	04/11/2016	3	0.8929	\$116,109,000.00	\$8,639.48	\$348,327,000.00
DE Carolinas	DE Bus Services	04/11/2016	04/12/2016	1	0.3700	\$293,085,000.00	\$3,012.26	\$293,085,000.00

DE Indiana	DE Bus Services	04/11/2016	04/12/2016	1	0.3700	\$35,364,000.00	\$363.46	\$35,364,000.00
DE Kentucky	DE Bus Services	04/11/2016	04/12/2016	1	0.3700	\$10,142,000.00	\$104.24	\$10,142,000.00
DE Ohio	DE Bus Services	04/11/2016	04/12/2016	1	0.3700	\$5,469,000.00	\$56.21	\$5,469,000.00
Duke Energy Corp	DE Bus Services	04/11/2016	04/12/2016	1	0.8691	\$119,200,000.00	\$2,877.69	\$119,200,000.00
DE Carolinas	DE Bus Services	04/12/2016	04/13/2016	1	0.3600	\$305,517,000.00	\$3,055.17	\$305,517,000.00
DE Indiana	DE Bus Services	04/12/2016	04/13/2016	1	0.3600	\$37,684,000.00	\$376.84	\$37,684,000.00
DE Kentucky	DE Bus Services	04/12/2016	04/13/2016	1	0.3600	\$10,801,000.00	\$108.01	\$10,801,000.00
DE Ohio	DE Bus Services	04/12/2016	04/13/2016	1	0.3600	\$8,130,000.00	\$81.30	\$8,130,000.00
Duke Energy Corp	DE Bus Services	04/12/2016	04/13/2016	1	0.8713	\$106,567,000.00	\$2,579.22	\$106,567,000.00
DE Carolinas	DE Bus Services	04/13/2016	04/14/2016	1	0.3600	\$317,498,000.00	\$3,174.98	\$317,498,000.00
DE Indiana	DE Bus Services	04/13/2016	04/14/2016	1	0.3600	\$41,984,000.00	\$419.84	\$41,984,000.00
DE Kentucky	DE Bus Services	04/13/2016	04/14/2016	1	0.3600	\$11,493,000.00	\$114.93	\$11,493,000.00
DE Ohio	DE Bus Services	04/13/2016	04/14/2016	1	0.3600	\$12,535,000.00	\$125.35	\$12,535,000.00
Duke Energy Corp	DE Bus Services	04/13/2016	04/14/2016	1	0.8808	\$88,919,000.00	\$2,175.55	\$88,919,000.00
DE Carolinas	DE Bus Services	04/14/2016	04/15/2016	1	0.3800	\$334,853,000.00	\$3,534.56	\$334,853,000.00
DE Indiana	DE Bus Services	04/14/2016	04/15/2016	1	0.3800	\$44,023,000.00	\$464.69	\$44,023,000.00
DE Kentucky	DE Bus Services	04/14/2016	04/15/2016	1	0.3800	\$11,530,000.00	\$121.71	\$11,530,000.00
DE Ohio	DE Bus Services	04/14/2016	04/15/2016	1	0.3800	\$14,916,000.00	\$157.45	\$14,916,000.00
Duke Energy Corp	DE Bus Services	04/14/2016	04/15/2016	1	0.8900	\$73,506,000.00	\$1,817.23	\$73,506,000.00
DE Carolinas	DE Bus Services	04/15/2016	04/18/2016	3	0.3700	\$337,172,000.00	\$10,396.14	\$1,011,516,000.00
DE Indiana	DE Bus Services	04/15/2016	04/18/2016	3	0.3700	\$42,903,000.00	\$1,322.84	\$128,709,000.00
DE Kentucky	DE Bus Services	04/15/2016	04/18/2016	3	0.3700	\$12,757,000.00	\$393.34	\$38,271,000.00
DE Ohio	DE Bus Services	04/15/2016	04/18/2016	3	0.3700	\$18,334,000.00	\$565.30	\$55,002,000.00
Duke Energy Corp	DE Bus Services	04/15/2016	04/18/2016	3	0.8729	\$159,233,000.00	\$11,582.87	\$477,699,000.00
DE Carolinas	DE Bus Services	04/18/2016	04/19/2016	1	0.3700	\$345,963,000.00	\$3,555.73	\$345,963,000.00
DE Indiana	DE Bus Services	04/18/2016	04/19/2016	1	0.3700	\$45,416,000.00	\$466.78	\$45,416,000.00
DE Kentucky	DE Bus Services	04/18/2016	04/19/2016	1	0.3700	\$12,995,000.00	\$133.56	\$12,995,000.00
DE Ohio	DE Bus Services	04/18/2016	04/19/2016	1	0.3700	\$18,784,000.00	\$193.06	\$18,784,000.00
Duke Energy Corp	DE Bus Services	04/18/2016	04/19/2016	1	0.8836	\$164,886,000.00	\$4,047.04	\$164,886,000.00
DE Carolinas	DE Bus Services	04/19/2016	04/20/2016	1	0.3800	\$364,454,000.00	\$3,847.01	\$364,454,000.00
DE Indiana	DE Bus Services	04/19/2016	04/20/2016	1	0.3800	\$48,721,000.00	\$514.28	\$48,721,000.00
DE Kentucky	DE Bus Services	04/19/2016	04/20/2016	1	0.3800	\$13,984,000.00	\$147.61	\$13,984,000.00
DE Ohio	DE Bus Services	04/19/2016	04/20/2016	1	0.3800	\$22,981,000.00	\$242.58	\$22,981,000.00
Duke Energy Corp	DE Bus Services	04/19/2016	04/20/2016	1	0.8857	\$148,854,000.00	\$3,662.22	\$148,854,000.00
DE Carolinas	DE Bus Services	04/20/2016	04/21/2016	1	0.3700	\$369,857,000.00	\$3,801.31	\$369,857,000.00
DE Indiana	DE Bus Services	04/20/2016	04/21/2016	1	0.3700	\$49,156,000.00	\$505.21	\$49,156,000.00
DE Kentucky	DE Bus Services	04/20/2016	04/21/2016	1	0.3700	\$13,510,000.00	\$138.85	\$13,510,000.00
DE Ohio	DE Bus Services	04/20/2016	04/21/2016	1	0.3700	\$8,254,000.00	\$84.83	\$8,254,000.00
Duke Energy Corp	DE Bus Services	04/20/2016	04/21/2016	1	0.8794	\$168,279,000.00	\$4,110.68	\$168,279,000.00
DE Carolinas	DE Bus Services	04/21/2016	04/22/2016	1	0.3700	\$29,309,000.00	\$301.23	\$29,309,000.00

DE Kentucky	DE Bus Services	04/21/2016	04/22/2016	1	0.3700	\$752,000.00	\$752,000.00	\$7.73	\$752,000.00
Duke Energy Corp	DE Bus Services	04/21/2016	04/22/2016	1	0.8840	\$18,993,000.00	\$18,993,000.00	\$466.38	\$18,993,000.00
DE Carolinas	DE Bus Services	04/22/2016	04/25/2016	3	0.3800	\$33,945,000.00	\$33,945,000.00	\$1,074.93	\$101,835,000.00
DE Kentucky	DE Bus Services	04/22/2016	04/25/2016	3	0.3800	\$871,000.00	\$871,000.00	\$27.58	\$2,613,000.00
Duke Energy Corp	DE Bus Services	04/22/2016	04/25/2016	3	0.8846	\$21,800,000.00	\$21,800,000.00	\$1,607.02	\$65,400,000.00
DE Carolinas	DE Bus Services	04/25/2016	04/26/2016	1	0.3700	\$40,964,000.00	\$40,964,000.00	\$421.02	\$40,964,000.00
DE Kentucky	DE Bus Services	04/25/2016	04/26/2016	1	0.3700	\$1,050,000.00	\$1,050,000.00	\$10.79	\$1,050,000.00
Duke Energy Corp	DE Bus Services	04/25/2016	04/26/2016	1	0.8727	\$33,636,000.00	\$33,636,000.00	\$815.39	\$33,636,000.00
DE Carolinas	DE Bus Services	04/26/2016	04/27/2016	1	0.3700	\$46,466,000.00	\$46,466,000.00	\$477.57	\$46,466,000.00
DE Kentucky	DE Bus Services	04/26/2016	04/27/2016	1	0.3700	\$1,179,000.00	\$1,179,000.00	\$12.12	\$1,179,000.00
Duke Energy Corp	DE Bus Services	04/26/2016	04/27/2016	1	0.8816	\$33,999,000.00	\$33,999,000.00	\$832.60	\$33,999,000.00
DE Carolinas	DE Bus Services	04/27/2016	04/28/2016	1	0.3800	\$56,877,000.00	\$56,877,000.00	\$600.37	\$56,877,000.00
DE Kentucky	DE Bus Services	04/27/2016	04/28/2016	1	0.3800	\$1,489,000.00	\$1,489,000.00	\$15.72	\$1,489,000.00
Duke Energy Corp	DE Bus Services	04/27/2016	04/28/2016	1	0.8866	\$34,598,000.00	\$34,598,000.00	\$852.07	\$34,598,000.00
DE Carolinas	DE Bus Services	04/28/2016	04/29/2016	1	0.3600	\$76,583,000.00	\$76,583,000.00	\$765.83	\$76,583,000.00
DE Kentucky	DE Bus Services	04/28/2016	04/29/2016	1	0.3600	\$1,907,000.00	\$1,907,000.00	\$19.07	\$1,907,000.00
Duke Energy Corp	DE Bus Services	04/28/2016	04/29/2016	1	0.8854	\$47,512,000.00	\$47,512,000.00	\$1,168.53	\$47,512,000.00
DE Carolinas	DE Bus Services	04/29/2016	05/02/2016	3	0.3700	\$115,245,000.00	\$115,245,000.00	\$3,553.39	\$345,735,000.00
DE Kentucky	DE Bus Services	04/29/2016	05/02/2016	3	0.3700	\$3,022,000.00	\$3,022,000.00	\$93.18	\$9,066,000.00
Duke Energy Corp	DE Bus Services	04/29/2016	05/02/2016	3	0.8849	\$88,862,000.00	\$88,862,000.00	\$6,552.83	\$266,586,000.00
DE Carolinas	DE Bus Services	05/02/2016	05/03/2016	1	0.3600	\$126,733,000.00	\$126,733,000.00	\$1,267.33	\$126,733,000.00
DE Kentucky	DE Bus Services	05/02/2016	05/03/2016	1	0.3600	\$3,378,000.00	\$3,378,000.00	\$33.78	\$3,378,000.00
Duke Energy Corp	DE Bus Services	05/02/2016	05/03/2016	1	0.8755	\$99,788,000.00	\$99,788,000.00	\$2,426.79	\$99,788,000.00
DE Carolinas	DE Bus Services	05/03/2016	05/04/2016	1	0.3600	\$138,366,000.00	\$138,366,000.00	\$1,383.66	\$138,366,000.00
DE Kentucky	DE Bus Services	05/03/2016	05/04/2016	1	0.3600	\$3,704,000.00	\$3,704,000.00	\$37.04	\$3,704,000.00
DE Ohio	DE Bus Services	05/03/2016	05/04/2016	1	0.3600	\$1,130,000.00	\$1,130,000.00	\$11.30	\$1,130,000.00
Duke Energy Corp	DE Bus Services	05/03/2016	05/04/2016	1	0.8765	\$95,314,000.00	\$95,314,000.00	\$2,320.63	\$95,314,000.00
DE Carolinas	DE Bus Services	05/04/2016	05/05/2016	1	0.3700	\$150,199,000.00	\$150,199,000.00	\$1,543.71	\$150,199,000.00
DE Kentucky	DE Bus Services	05/04/2016	05/05/2016	1	0.3700	\$4,145,000.00	\$4,145,000.00	\$42.60	\$4,145,000.00
DE Ohio	DE Bus Services	05/04/2016	05/05/2016	1	0.3700	\$3,143,000.00	\$3,143,000.00	\$32.30	\$3,143,000.00
Duke Energy Corp	DE Bus Services	05/04/2016	05/05/2016	1	0.8780	\$87,248,000.00	\$87,248,000.00	\$2,127.88	\$87,248,000.00
DE Carolinas	DE Bus Services	05/05/2016	05/06/2016	1	0.3800	\$159,032,000.00	\$159,032,000.00	\$1,678.67	\$159,032,000.00
DE Kentucky	DE Bus Services	05/05/2016	05/06/2016	1	0.3800	\$5,780,000.00	\$5,780,000.00	\$61.01	\$5,780,000.00
Duke Energy Corp	DE Bus Services	05/05/2016	05/06/2016	1	0.8742	\$84,562,000.00	\$84,562,000.00	\$2,053.45	\$84,562,000.00
DE Carolinas	DE Bus Services	05/06/2016	05/09/2016	3	0.3900	\$164,544,000.00	\$164,544,000.00	\$5,347.68	\$493,632,000.00
DE Kentucky	DE Bus Services	05/06/2016	05/09/2016	3	0.3900	\$6,092,000.00	\$6,092,000.00	\$197.99	\$18,276,000.00
DE Ohio	DE Bus Services	05/06/2016	05/09/2016	3	0.3900	\$577,000.00	\$577,000.00	\$18.75	\$1,731,000.00
Duke Energy Corp	DE Bus Services	05/06/2016	05/09/2016	3	0.8738	\$83,374,000.00	\$83,374,000.00	\$6,071.02	\$250,122,000.00
DE Carolinas	DE Bus Services	05/09/2016	05/10/2016	1	0.3700	\$165,628,000.00	\$165,628,000.00	\$1,702.29	\$165,628,000.00
DE Kentucky	DE Bus Services	05/09/2016	05/10/2016	1	0.3700	\$6,351,000.00	\$6,351,000.00	\$65.27	\$6,351,000.00

DE Ohio	DE Bus Services	05/09/2016	05/10/2016	1	0.3700	\$2,205,000.00	\$22.66	\$2,205,000.00
Duke Energy Corp	DE Bus Services	05/09/2016	05/10/2016	1	0.8389	\$98,147,000.00	\$2,287.10	\$98,147,000.00
DE Carolinas	DE Bus Services	05/10/2016	05/11/2016	1	0.3600	\$172,638,000.00	\$1,726.38	\$172,638,000.00
DE Kentucky	DE Bus Services	05/10/2016	05/11/2016	1	0.3600	\$6,633,000.00	\$66.33	\$6,633,000.00
DE Ohio	DE Bus Services	05/10/2016	05/11/2016	1	0.3600	\$3,433,000.00	\$34.33	\$3,433,000.00
Duke Energy Corp	DE Bus Services	05/10/2016	05/11/2016	1	0.8314	\$92,506,000.00	\$2,136.37	\$92,506,000.00
DE Carolinas	DE Bus Services	05/11/2016	05/12/2016	1	0.3500	\$183,107,000.00	\$1,780.21	\$183,107,000.00
DE Kentucky	DE Bus Services	05/11/2016	05/12/2016	1	0.3500	\$7,156,000.00	\$69.57	\$7,156,000.00
DE Ohio	DE Bus Services	05/11/2016	05/12/2016	1	0.3500	\$6,050,000.00	\$58.82	\$6,050,000.00
Duke Energy Corp	DE Bus Services	05/11/2016	05/12/2016	1	0.8271	\$82,381,000.00	\$1,892.70	\$82,381,000.00
DE Carolinas	DE Bus Services	05/12/2016	05/13/2016	1	0.3700	\$171,288,000.00	\$1,760.46	\$171,288,000.00
DE Indiana	DE Bus Services	05/12/2016	05/13/2016	1	0.3700	\$96,582,000.00	\$992.65	\$96,582,000.00
DE Kentucky	DE Bus Services	05/12/2016	05/13/2016	1	0.3700	\$6,257,000.00	\$64.31	\$6,257,000.00
DE Ohio	DE Bus Services	05/12/2016	05/13/2016	1	0.3700	\$7,046,000.00	\$72.42	\$7,046,000.00
DE Carolinas	DE Bus Services	05/13/2016	05/16/2016	3	0.3600	\$218,749,000.00	\$6,562.47	\$656,247,000.00
DE Indiana	DE Bus Services	05/13/2016	05/16/2016	3	0.3600	\$122,835,000.00	\$3,685.05	\$368,505,000.00
DE Kentucky	DE Bus Services	05/13/2016	05/16/2016	3	0.3600	\$7,926,000.00	\$237.78	\$23,778,000.00
DE Ohio	DE Bus Services	05/13/2016	05/16/2016	3	0.3600	\$7,668,000.00	\$230.04	\$23,004,000.00
DE Carolinas	DE Bus Services	05/16/2016	05/17/2016	1	0.3600	\$230,602,000.00	\$2,306.02	\$230,602,000.00
DE Indiana	DE Bus Services	05/16/2016	05/17/2016	1	0.3600	\$131,715,000.00	\$1,317.15	\$131,715,000.00
DE Kentucky	DE Bus Services	05/16/2016	05/17/2016	1	0.3600	\$8,187,000.00	\$81.87	\$8,187,000.00
DE Ohio	DE Bus Services	05/16/2016	05/17/2016	1	0.3600	\$9,450,000.00	\$94.50	\$9,450,000.00
Duke Energy Corp	DE Bus Services	05/16/2016	05/17/2016	1	0.8554	\$13,977,000.00	\$332.11	\$13,977,000.00
DE Carolinas	DE Bus Services	05/17/2016	05/18/2016	1	0.3500	\$247,768,000.00	\$2,408.86	\$247,768,000.00
DE Indiana	DE Bus Services	05/17/2016	05/18/2016	1	0.3500	\$138,656,000.00	\$1,348.04	\$138,656,000.00
DE Kentucky	DE Bus Services	05/17/2016	05/18/2016	1	0.3500	\$8,913,000.00	\$86.65	\$8,913,000.00
DE Ohio	DE Bus Services	05/17/2016	05/18/2016	1	0.3500	\$12,343,000.00	\$120.00	\$12,343,000.00
Duke Energy Corp	DE Bus Services	05/17/2016	05/18/2016	1	0.8473	\$6,355,000.00	\$149.57	\$6,355,000.00
DE Carolinas	DE Bus Services	05/18/2016	05/19/2016	1	0.3500	\$254,071,000.00	\$2,470.13	\$254,071,000.00
DE Indiana	DE Bus Services	05/18/2016	05/19/2016	1	0.3500	\$140,167,000.00	\$1,362.73	\$140,167,000.00
DE Kentucky	DE Bus Services	05/18/2016	05/19/2016	1	0.3500	\$9,333,000.00	\$90.74	\$9,333,000.00
DE Ohio	DE Bus Services	05/18/2016	05/19/2016	1	0.3500	\$15,631,000.00	\$151.97	\$15,631,000.00
DE Carolinas	DE Bus Services	05/19/2016	05/20/2016	1	0.3500	\$255,528,000.00	\$2,484.30	\$255,528,000.00
DE Indiana	DE Bus Services	05/19/2016	05/20/2016	1	0.3500	\$140,865,000.00	\$1,369.52	\$140,865,000.00
DE Kentucky	DE Bus Services	05/19/2016	05/20/2016	1	0.3500	\$9,262,000.00	\$90.05	\$9,262,000.00
DE Ohio	DE Bus Services	05/19/2016	05/20/2016	1	0.3500	\$17,444,000.00	\$169.59	\$17,444,000.00
DE Carolinas	DE Bus Services	05/20/2016	05/23/2016	3	0.3500	\$263,567,000.00	\$7,687.37	\$790,701,000.00
DE Indiana	DE Bus Services	05/20/2016	05/23/2016	3	0.3500	\$144,305,000.00	\$4,208.90	\$432,915,000.00
DE Kentucky	DE Bus Services	05/20/2016	05/23/2016	3	0.3500	\$8,883,000.00	\$259.09	\$26,649,000.00
DE Ohio	DE Bus Services	05/20/2016	05/23/2016	3	0.3500	\$9,964,000.00	\$290.62	\$29,892,000.00

DE Carolinas	DE Bus Services	05/23/2016	05/24/2016	1	0.3500	\$282,990,000.00	\$2,751.29	\$282,990,000.00
DE Indiana	DE Bus Services	05/23/2016	05/24/2016	1	0.3500	\$149,305,000.00	\$1,451.58	\$149,305,000.00
DE Kentucky	DE Bus Services	05/23/2016	05/24/2016	1	0.3500	\$9,226,000.00	\$89.70	\$9,226,000.00
DE Carolinas	DE Bus Services	05/26/2016	05/27/2016	1	0.3600	\$7,100,000.00	\$71.00	\$7,100,000.00
DE Indiana	DE Bus Services	05/26/2016	05/27/2016	1	0.3600	\$4,114,000.00	\$41.14	\$4,114,000.00
DE Kentucky	DE Bus Services	05/26/2016	05/27/2016	1	0.3600	\$61,000.00	\$0.61	\$61,000.00
DE Carolinas	DE Bus Services	05/27/2016	05/31/2016	4	0.3600	\$23,508,000.00	\$940.32	\$94,032,000.00
DE Indiana	DE Bus Services	05/27/2016	05/31/2016	4	0.3600	\$13,857,000.00	\$554.28	\$55,428,000.00
DE Kentucky	DE Bus Services	05/27/2016	05/31/2016	4	0.3600	\$176,000.00	\$7.04	\$704,000.00
Duke Energy Corp	DE Bus Services	05/27/2016	05/31/2016	4	0.8327	\$1,302,000.00	\$120.46	\$5,208,000.00
DE Carolinas	DE Bus Services	05/31/2016	06/01/2016	1	0.3600	\$57,464,000.00	\$574.64	\$57,464,000.00
DE Indiana	DE Bus Services	05/31/2016	06/01/2016	1	0.3600	\$34,879,000.00	\$348.79	\$34,879,000.00
DE Kentucky	DE Bus Services	05/31/2016	06/01/2016	1	0.3600	\$360,000.00	\$3.60	\$360,000.00
Duke Energy Corp	DE Bus Services	05/31/2016	06/01/2016	1	0.8170	\$11,749,000.00	\$266.64	\$11,749,000.00
DE Carolinas	DE Bus Services	06/01/2016	06/02/2016	1	0.3600	\$64,777,000.00	\$647.77	\$64,777,000.00
DE Indiana	DE Bus Services	06/01/2016	06/02/2016	1	0.3600	\$38,727,000.00	\$387.27	\$38,727,000.00
DE Kentucky	DE Bus Services	06/01/2016	06/02/2016	1	0.3600	\$428,000.00	\$4.28	\$428,000.00
Duke Energy Corp	DE Bus Services	06/01/2016	06/02/2016	1	0.8251	\$10,772,000.00	\$246.89	\$10,772,000.00
DE Carolinas	DE Bus Services	06/02/2016	06/03/2016	1	0.3700	\$72,558,000.00	\$745.74	\$72,558,000.00
DE Indiana	DE Bus Services	06/02/2016	06/03/2016	1	0.3700	\$42,054,000.00	\$432.22	\$42,054,000.00
DE Kentucky	DE Bus Services	06/02/2016	06/03/2016	1	0.3700	\$462,000.00	\$4.75	\$462,000.00
DE Ohio	DE Bus Services	06/02/2016	06/03/2016	1	0.3700	\$324,000.00	\$3.33	\$324,000.00
Duke Energy Corp	DE Bus Services	06/02/2016	06/03/2016	1	0.8358	\$5,297,000.00	\$122.98	\$5,297,000.00
DE Carolinas	DE Bus Services	06/03/2016	06/06/2016	3	0.3700	\$77,475,000.00	\$2,388.81	\$232,425,000.00
DE Indiana	DE Bus Services	06/03/2016	06/06/2016	3	0.3700	\$47,354,000.00	\$1,460.08	\$142,062,000.00
DE Kentucky	DE Bus Services	06/03/2016	06/06/2016	3	0.3700	\$1,299,000.00	\$40.05	\$3,897,000.00
Duke Energy Corp	DE Bus Services	06/03/2016	06/06/2016	3	0.8393	\$3,071,000.00	\$214.79	\$9,213,000.00
DE Carolinas	DE Bus Services	06/06/2016	06/07/2016	1	0.3700	\$89,183,000.00	\$916.60	\$89,183,000.00
DE Indiana	DE Bus Services	06/06/2016	06/07/2016	1	0.3700	\$55,099,000.00	\$566.30	\$55,099,000.00
DE Kentucky	DE Bus Services	06/06/2016	06/07/2016	1	0.3700	\$1,329,000.00	\$13.66	\$1,329,000.00
Duke Energy Corp	DE Bus Services	06/06/2016	06/07/2016	1	0.8450	\$3,178,000.00	\$74.59	\$3,178,000.00
DE Carolinas	DE Bus Services	06/07/2016	06/08/2016	1	0.3600	\$96,903,000.00	\$969.03	\$96,903,000.00
DE Indiana	DE Bus Services	06/07/2016	06/08/2016	1	0.3600	\$58,241,000.00	\$582.41	\$58,241,000.00
DE Kentucky	DE Bus Services	06/07/2016	06/08/2016	1	0.3600	\$1,443,000.00	\$14.43	\$1,443,000.00
DE Ohio	DE Bus Services	06/07/2016	06/08/2016	1	0.3600	\$564,000.00	\$5.64	\$564,000.00
Duke Energy Corp	DE Bus Services	06/07/2016	06/08/2016	1	0.8443	\$2,829,000.00	\$66.35	\$2,829,000.00
DE Carolinas	DE Bus Services	06/08/2016	06/09/2016	1	0.3600	\$100,286,000.00	\$1,002.86	\$100,286,000.00
DE Indiana	DE Bus Services	06/08/2016	06/09/2016	1	0.3600	\$59,283,000.00	\$592.83	\$59,283,000.00
DE Kentucky	DE Bus Services	06/08/2016	06/09/2016	1	0.3600	\$1,594,000.00	\$15.94	\$1,594,000.00
DE Ohio	DE Bus Services	06/08/2016	06/09/2016	1	0.3600	\$1,686,000.00	\$16.86	\$1,686,000.00

DE Carolinas	DE Bus Services	06/09/2016	06/10/2016	1	0.3600	\$112,067,000.00	\$1,120.67	\$112,067,000.00
DE Indiana	DE Bus Services	06/09/2016	06/10/2016	1	0.3600	\$65,411,000.00	\$654.11	\$65,411,000.00
DE Kentucky	DE Bus Services	06/09/2016	06/10/2016	1	0.3600	\$1,721,000.00	\$17.21	\$1,721,000.00
DE Ohio	DE Bus Services	06/09/2016	06/10/2016	1	0.3600	\$2,662,000.00	\$26.62	\$2,662,000.00
DE Carolinas	DE Bus Services	06/10/2016	06/13/2016	3	0.3700	\$127,367,000.00	\$3,927.15	\$382,101,000.00
DE Indiana	DE Bus Services	06/10/2016	06/13/2016	3	0.3700	\$74,666,000.00	\$2,302.20	\$223,998,000.00
DE Kentucky	DE Bus Services	06/10/2016	06/13/2016	3	0.3700	\$1,717,000.00	\$52.94	\$5,151,000.00
Duke Energy Corp	DE Bus Services	06/10/2016	06/13/2016	3	0.8205	\$2,761,000.00	\$188.78	\$8,283,000.00
DE Carolinas	DE Bus Services	06/13/2016	06/14/2016	1	0.3700	\$41,019,000.00	\$421.58	\$41,019,000.00
DE Indiana	DE Bus Services	06/13/2016	06/14/2016	1	0.3700	\$80,727,000.00	\$829.69	\$80,727,000.00
DE Kentucky	DE Bus Services	06/13/2016	06/14/2016	1	0.3700	\$1,636,000.00	\$16.81	\$1,636,000.00
DE Ohio	DE Bus Services	06/13/2016	06/14/2016	1	0.3700	\$998,000.00	\$10.26	\$998,000.00
Duke Energy Corp	DE Bus Services	06/13/2016	06/14/2016	1	0.8151	\$101,619,000.00	\$2,300.82	\$101,619,000.00
DE Carolinas	DE Bus Services	06/14/2016	06/15/2016	1	0.3800	\$44,776,000.00	\$472.64	\$44,776,000.00
DE Indiana	DE Bus Services	06/14/2016	06/15/2016	1	0.3800	\$83,923,000.00	\$885.85	\$83,923,000.00
DE Kentucky	DE Bus Services	06/14/2016	06/15/2016	1	0.3800	\$1,525,000.00	\$16.10	\$1,525,000.00
DE Ohio	DE Bus Services	06/14/2016	06/15/2016	1	0.3800	\$2,020,000.00	\$21.32	\$2,020,000.00
Duke Energy Corp	DE Bus Services	06/14/2016	06/15/2016	1	0.8141	\$98,578,000.00	\$2,229.23	\$98,578,000.00
DE Carolinas	DE Bus Services	06/15/2016	06/16/2016	1	0.3800	\$43,014,000.00	\$454.04	\$43,014,000.00
DE Indiana	DE Bus Services	06/15/2016	06/16/2016	1	0.3800	\$30,538,000.00	\$322.35	\$30,538,000.00
DE Kentucky	DE Bus Services	06/15/2016	06/16/2016	1	0.3800	\$1,500,000.00	\$15.83	\$1,500,000.00
DE Ohio	DE Bus Services	06/15/2016	06/16/2016	1	0.3800	\$1,978,000.00	\$20.88	\$1,978,000.00
Duke Energy Corp	DE Bus Services	06/15/2016	06/16/2016	1	0.8109	\$222,271,000.00	\$5,006.65	\$222,271,000.00
DE Carolinas	DE Bus Services	06/16/2016	06/17/2016	1	0.3700	\$50,543,000.00	\$519.47	\$50,543,000.00
DE Indiana	DE Bus Services	06/16/2016	06/17/2016	1	0.3700	\$33,046,000.00	\$339.64	\$33,046,000.00
DE Kentucky	DE Bus Services	06/16/2016	06/17/2016	1	0.3700	\$1,776,000.00	\$18.25	\$1,776,000.00
DE Ohio	DE Bus Services	06/16/2016	06/17/2016	1	0.3700	\$3,691,000.00	\$37.94	\$3,691,000.00
Duke Energy Corp	DE Bus Services	06/16/2016	06/17/2016	1	0.7984	\$217,246,000.00	\$4,818.03	\$217,246,000.00
DE Carolinas	DE Bus Services	06/17/2016	06/20/2016	3	0.3700	\$52,005,000.00	\$1,603.49	\$156,015,000.00
DE Indiana	DE Bus Services	06/17/2016	06/20/2016	3	0.3700	\$35,914,000.00	\$1,107.35	\$107,742,000.00
DE Kentucky	DE Bus Services	06/17/2016	06/20/2016	3	0.3700	\$1,824,000.00	\$56.24	\$5,472,000.00
DE Ohio	DE Bus Services	06/17/2016	06/20/2016	3	0.3700	\$5,251,000.00	\$161.91	\$15,753,000.00
Duke Energy Corp	DE Bus Services	06/17/2016	06/20/2016	3	0.8031	\$216,884,000.00	\$14,514.96	\$650,652,000.00
DE Carolinas	DE Bus Services	06/20/2016	06/21/2016	1	0.3700	\$58,038,000.00	\$596.50	\$58,038,000.00
DE Indiana	DE Bus Services	06/20/2016	06/21/2016	1	0.3700	\$37,106,000.00	\$381.37	\$37,106,000.00
DE Kentucky	DE Bus Services	06/20/2016	06/21/2016	1	0.3700	\$1,508,000.00	\$15.50	\$1,508,000.00
Duke Energy Corp	DE Bus Services	06/20/2016	06/21/2016	1	0.7815	\$230,559,000.00	\$5,005.05	\$230,559,000.00
DE Carolinas	DE Bus Services	06/21/2016	06/22/2016	1	0.3800	\$64,853,000.00	\$684.56	\$64,853,000.00
DE Indiana	DE Bus Services	06/21/2016	06/22/2016	1	0.3800	\$38,440,000.00	\$405.76	\$38,440,000.00
DE Kentucky	DE Bus Services	06/21/2016	06/22/2016	1	0.3800	\$1,505,000.00	\$15.89	\$1,505,000.00

Duke Energy Corp	DE Bus Services	06/21/2016	06/22/2016	1	0.7782	\$230,714,000.00	\$4,987.27	\$230,714,000.00
DE Carolinas	DE Bus Services	06/22/2016	06/23/2016	1	0.3800	\$122,356,000.00	\$1,291.54	\$122,356,000.00
DE Indiana	DE Bus Services	06/22/2016	06/23/2016	1	0.3800	\$71,701,000.00	\$756.84	\$71,701,000.00
DE Kentucky	DE Bus Services	06/22/2016	06/23/2016	1	0.3800	\$2,962,000.00	\$31.27	\$2,962,000.00
Duke Energy Corp	DE Bus Services	06/22/2016	06/23/2016	1	0.8287	\$140,847,000.00	\$3,242.22	\$140,847,000.00
DE Carolinas	DE Bus Services	06/23/2016	06/24/2016	1	0.3800	\$149,210,000.00	\$1,574.99	\$149,210,000.00
DE Indiana	DE Bus Services	06/23/2016	06/24/2016	1	0.3800	\$86,865,000.00	\$916.91	\$86,865,000.00
DE Kentucky	DE Bus Services	06/23/2016	06/24/2016	1	0.3800	\$3,794,000.00	\$40.05	\$3,794,000.00
DE Ohio	DE Bus Services	06/23/2016	06/24/2016	1	0.3800	\$88,250,000.00	\$931.53	\$88,250,000.00
Duke Energy Corp	DE Bus Services	06/23/2016	06/24/2016	1	0.8524	\$18,570,000.00	\$439.70	\$18,570,000.00
DE Carolinas	DE Bus Services	06/24/2016	06/27/2016	3	0.3800	\$45,326,000.00	\$1,435.32	\$135,978,000.00
DE Indiana	DE Bus Services	06/24/2016	06/27/2016	3	0.3800	\$20,114,000.00	\$636.94	\$60,342,000.00
DE Kentucky	DE Bus Services	06/24/2016	06/27/2016	3	0.3800	\$691,000.00	\$21.88	\$2,073,000.00
DE Ohio	DE Bus Services	06/24/2016	06/27/2016	3	0.3800	\$25,569,000.00	\$809.69	\$76,707,000.00
Duke Energy Corp	DE Bus Services	06/27/2016	06/28/2016	1	0.4200	\$42,451,000.00	\$495.26	\$42,451,000.00
DE Carolinas	DE Bus Services	06/27/2016	06/28/2016	1	0.4200	\$20,926,000.00	\$244.14	\$20,926,000.00
DE Indiana	DE Bus Services	06/27/2016	06/28/2016	1	0.4200	\$501,000.00	\$5.85	\$501,000.00
DE Kentucky	DE Bus Services	06/27/2016	06/28/2016	1	0.4200	\$27,134,000.00	\$316.56	\$27,134,000.00
DE Ohio	DE Bus Services	06/27/2016	06/28/2016	1	0.8425	\$14,088,000.00	\$329.70	\$14,088,000.00
Duke Energy Corp	DE Bus Services	06/28/2016	06/29/2016	1	0.4000	\$44,546,000.00	\$494.96	\$44,546,000.00
DE Carolinas	DE Bus Services	06/28/2016	06/29/2016	1	0.4000	\$22,967,000.00	\$255.19	\$22,967,000.00
DE Indiana	DE Bus Services	06/28/2016	06/29/2016	1	0.4000	\$559,000.00	\$6.21	\$559,000.00
DE Kentucky	DE Bus Services	06/28/2016	06/29/2016	1	0.4000	\$30,041,000.00	\$333.79	\$30,041,000.00
DE Ohio	DE Bus Services	06/28/2016	06/29/2016	1	0.8422	\$15,324,000.00	\$358.50	\$15,324,000.00
Duke Energy Corp	DE Bus Services	06/29/2016	06/30/2016	1	0.3900	\$54,136,000.00	\$586.47	\$54,136,000.00
DE Carolinas	DE Bus Services	06/29/2016	06/30/2016	1	0.3900	\$28,272,000.00	\$306.28	\$28,272,000.00
DE Indiana	DE Bus Services	06/29/2016	06/30/2016	1	0.3900	\$1,012,000.00	\$10.96	\$1,012,000.00
DE Kentucky	DE Bus Services	06/29/2016	06/30/2016	1	0.3900	\$35,833,000.00	\$388.19	\$35,833,000.00
DE Ohio	DE Bus Services	06/29/2016	06/30/2016	1	0.8466	\$6,309,000.00	\$148.37	\$6,309,000.00
Duke Energy Corp	DE Bus Services	06/30/2016	07/01/2016	1	0.3700	\$67,872,000.00	\$697.57	\$67,872,000.00
DE Carolinas	DE Bus Services	06/30/2016	07/01/2016	1	0.3700	\$39,480,000.00	\$405.77	\$39,480,000.00
DE Indiana	DE Bus Services	06/30/2016	07/01/2016	1	0.3700	\$642,000.00	\$6.60	\$642,000.00
DE Kentucky	DE Bus Services	06/30/2016	07/01/2016	1	0.3700	\$49,491,000.00	\$508.66	\$49,491,000.00
DE Ohio	DE Bus Services	06/30/2016	07/01/2016	1	0.8416	\$20,668,000.00	\$483.17	\$20,668,000.00
Duke Energy Corp	DE Bus Services	07/01/2016	07/05/2016	4	0.3700	\$85,954,000.00	\$3,533.66	\$343,816,000.00
DE Carolinas	DE Bus Services	07/01/2016	07/05/2016	4	0.3700	\$41,736,000.00	\$1,715.81	\$166,944,000.00
DE Indiana	DE Bus Services	07/01/2016	07/05/2016	4	0.3700	\$833,000.00	\$34.25	\$3,332,000.00
DE Kentucky	DE Bus Services	07/01/2016	07/05/2016	4	0.3700	\$53,683,000.00	\$2,206.97	\$214,732,000.00
DE Ohio	DE Bus Services	07/01/2016	07/05/2016	4	0.8437	\$11,967,000.00	\$1,121.84	\$47,868,000.00
Duke Energy Corp	DE Bus Services	07/01/2016	07/06/2016	1	0.3800	\$96,331,000.00	\$1,016.83	\$96,331,000.00

DE Indiana	DE Bus Services	07/05/2016	07/06/2016	1	0.3800	\$47,238,000.00	\$498.62	\$47,238,000.00
DE Kentucky	DE Bus Services	07/05/2016	07/06/2016	1	0.3800	\$987,000.00	\$10.42	\$987,000.00
DE Ohio	DE Bus Services	07/05/2016	07/06/2016	1	0.3800	\$63,229,000.00	\$667.42	\$63,229,000.00
Duke Energy Corp	DE Bus Services	07/05/2016	07/06/2016	1	0.8265	\$24,108,000.00	\$553.48	\$24,108,000.00
DE Carolinas	DE Bus Services	07/06/2016	07/07/2016	1	0.3800	\$110,480,000.00	\$1,166.18	\$110,480,000.00
DE Indiana	DE Bus Services	07/06/2016	07/07/2016	1	0.3800	\$52,007,000.00	\$548.96	\$52,007,000.00
DE Kentucky	DE Bus Services	07/06/2016	07/07/2016	1	0.3800	\$1,309,000.00	\$13.82	\$1,309,000.00
DE Ohio	DE Bus Services	07/06/2016	07/07/2016	1	0.3800	\$67,834,000.00	\$716.03	\$67,834,000.00
Duke Energy Corp	DE Bus Services	07/06/2016	07/07/2016	1	0.8270	\$12,493,000.00	\$286.99	\$12,493,000.00
DE Carolinas	DE Bus Services	07/07/2016	07/08/2016	1	0.3700	\$119,278,000.00	\$1,225.91	\$119,278,000.00
DE Indiana	DE Bus Services	07/07/2016	07/08/2016	1	0.3700	\$61,202,000.00	\$629.02	\$61,202,000.00
DE Kentucky	DE Bus Services	07/07/2016	07/08/2016	1	0.3700	\$3,418,000.00	\$35.13	\$3,418,000.00
DE Ohio	DE Bus Services	07/07/2016	07/08/2016	1	0.3700	\$61,920,000.00	\$636.40	\$61,920,000.00
DE Carolinas	DE Bus Services	07/08/2016	07/11/2016	3	0.3800	\$134,891,000.00	\$4,271.55	\$404,673,000.00
DE Indiana	DE Bus Services	07/08/2016	07/11/2016	3	0.3800	\$62,538,000.00	\$1,980.37	\$187,614,000.00
DE Kentucky	DE Bus Services	07/08/2016	07/11/2016	3	0.3800	\$4,072,000.00	\$128.95	\$12,216,000.00
DE Ohio	DE Bus Services	07/08/2016	07/11/2016	3	0.3800	\$71,130,000.00	\$2,252.45	\$213,390,000.00
DE Carolinas	DE Bus Services	07/11/2016	07/12/2016	1	0.3800	\$143,804,000.00	\$1,517.93	\$143,804,000.00
DE Indiana	DE Bus Services	07/11/2016	07/12/2016	1	0.3800	\$7,789,000.00	\$82.22	\$7,789,000.00
DE Kentucky	DE Bus Services	07/11/2016	07/12/2016	1	0.3800	\$4,190,000.00	\$44.23	\$4,190,000.00
DE Ohio	DE Bus Services	07/11/2016	07/12/2016	1	0.3800	\$76,495,000.00	\$807.45	\$76,495,000.00
Duke Energy Corp	DE Bus Services	07/11/2016	07/12/2016	1	0.7899	\$55,473,000.00	\$1,217.17	\$55,473,000.00
DE Carolinas	DE Bus Services	07/12/2016	07/13/2016	1	0.3800	\$158,729,000.00	\$1,675.47	\$158,729,000.00
DE Indiana	DE Bus Services	07/12/2016	07/13/2016	1	0.3800	\$6,872,000.00	\$72.54	\$6,872,000.00
DE Kentucky	DE Bus Services	07/12/2016	07/13/2016	1	0.3800	\$4,928,000.00	\$52.02	\$4,928,000.00
DE Ohio	DE Bus Services	07/12/2016	07/13/2016	1	0.3800	\$83,921,000.00	\$885.83	\$83,921,000.00
Duke Energy Corp	DE Bus Services	07/12/2016	07/13/2016	1	0.7878	\$37,096,000.00	\$811.78	\$37,096,000.00
DE Carolinas	DE Bus Services	07/13/2016	07/14/2016	1	0.3900	\$180,286,000.00	\$1,953.10	\$180,286,000.00
DE Indiana	DE Bus Services	07/13/2016	07/14/2016	1	0.3900	\$10,700,000.00	\$115.92	\$10,700,000.00
DE Kentucky	DE Bus Services	07/13/2016	07/14/2016	1	0.3900	\$5,899,000.00	\$63.91	\$5,899,000.00
DE Ohio	DE Bus Services	07/13/2016	07/14/2016	1	0.3900	\$94,605,000.00	\$1,024.89	\$94,605,000.00
Duke Energy Corp	DE Bus Services	07/13/2016	07/14/2016	1	0.7782	\$3,136,000.00	\$67.79	\$3,136,000.00
DE Carolinas	DE Bus Services	07/14/2016	07/15/2016	1	0.3600	\$181,706,000.00	\$1,817.06	\$181,706,000.00
DE Indiana	DE Bus Services	07/14/2016	07/15/2016	1	0.3600	\$12,964,000.00	\$129.64	\$12,964,000.00
DE Kentucky	DE Bus Services	07/14/2016	07/15/2016	1	0.3600	\$5,265,000.00	\$52.65	\$5,265,000.00
DE Ohio	DE Bus Services	07/14/2016	07/15/2016	1	0.3600	\$97,093,000.00	\$970.93	\$97,093,000.00
Duke Energy Corp	DE Bus Services	07/15/2016	07/18/2016	3	0.3600	\$170,068,000.00	\$5,102.04	\$510,204,000.00
DE Carolinas	DE Bus Services	07/15/2016	07/18/2016	3	0.3600	\$1,330,000.00	\$39.90	\$3,990,000.00
DE Indiana	DE Bus Services	07/15/2016	07/18/2016	3	0.3600	\$3,514,000.00	\$105.42	\$10,542,000.00
DE Kentucky	DE Bus Services	07/15/2016	07/18/2016	3	0.3600	\$106,667,000.00	\$3,200.01	\$320,001,000.00
DE Ohio	DE Bus Services	07/15/2016	07/18/2016	3	0.3600			

Duke Energy Corp	DE Bus Services	07/15/2016	07/18/2016	3	0.7601	\$77,143,000.00	\$4,886.37	\$231,429,000.00
DE Carolinas	DE Bus Services	07/18/2016	07/19/2016	1	0.3600	\$191,642,000.00	\$1,916.42	\$191,642,000.00
DE Indiana	DE Bus Services	07/18/2016	07/19/2016	1	0.3600	\$1,959,000.00	\$19.59	\$1,959,000.00
DE Kentucky	DE Bus Services	07/18/2016	07/19/2016	1	0.3600	\$3,926,000.00	\$39.26	\$3,926,000.00
DE Ohio	DE Bus Services	07/18/2016	07/19/2016	1	0.3600	\$115,330,000.00	\$1,153.30	\$115,330,000.00
Duke Energy Corp	DE Bus Services	07/18/2016	07/19/2016	1	0.7589	\$72,957,000.00	\$1,537.97	\$72,957,000.00
DE Carolinas	DE Bus Services	07/19/2016	07/20/2016	1	0.3600	\$212,294,000.00	\$2,122.94	\$212,294,000.00
DE Indiana	DE Bus Services	07/19/2016	07/20/2016	1	0.3600	\$4,405,000.00	\$44.05	\$4,405,000.00
DE Kentucky	DE Bus Services	07/19/2016	07/20/2016	1	0.3600	\$4,177,000.00	\$41.77	\$4,177,000.00
DE Ohio	DE Bus Services	07/19/2016	07/20/2016	1	0.3600	\$127,223,000.00	\$1,272.23	\$127,223,000.00
Duke Energy Corp	DE Bus Services	07/19/2016	07/20/2016	1	0.7646	\$45,685,000.00	\$970.30	\$45,685,000.00
DE Carolinas	DE Bus Services	07/20/2016	07/21/2016	1	0.3900	\$217,552,000.00	\$2,356.81	\$217,552,000.00
DE Indiana	DE Bus Services	07/20/2016	07/21/2016	1	0.3900	\$8,084,000.00	\$87.58	\$8,084,000.00
DE Kentucky	DE Bus Services	07/20/2016	07/21/2016	1	0.3900	\$3,017,000.00	\$32.68	\$3,017,000.00
DE Ohio	DE Bus Services	07/20/2016	07/21/2016	1	0.3900	\$105,650,000.00	\$1,144.54	\$105,650,000.00
DE Progress	DE Bus Services	07/20/2016	07/21/2016	1	0.3900	\$4,705,000.00	\$50.97	\$4,705,000.00
Duke Energy Corp	DE Bus Services	07/20/2016	07/21/2016	1	0.7661	\$64,892,000.00	\$1,380.94	\$64,892,000.00
DE Carolinas	DE Bus Services	07/21/2016	07/22/2016	1	0.3800	\$240,213,000.00	\$2,535.58	\$240,213,000.00
DE Indiana	DE Bus Services	07/21/2016	07/22/2016	1	0.3800	\$26,933,000.00	\$284.29	\$26,933,000.00
DE Kentucky	DE Bus Services	07/21/2016	07/22/2016	1	0.3800	\$3,366,000.00	\$35.53	\$3,366,000.00
DE Ohio	DE Bus Services	07/21/2016	07/22/2016	1	0.3800	\$87,528,000.00	\$923.91	\$87,528,000.00
DE Progress	DE Bus Services	07/21/2016	07/22/2016	1	0.3800	\$29,924,000.00	\$315.86	\$29,924,000.00
Duke Energy Corp	DE Bus Services	07/21/2016	07/22/2016	1	0.7622	\$22,025,000.00	\$466.32	\$22,025,000.00
DE Carolinas	DE Bus Services	07/22/2016	07/25/2016	3	0.3800	\$245,121,000.00	\$7,762.17	\$735,363,000.00
DE Indiana	DE Bus Services	07/22/2016	07/25/2016	3	0.3800	\$20,044,000.00	\$634.73	\$60,132,000.00
DE Kentucky	DE Bus Services	07/22/2016	07/25/2016	3	0.3800	\$4,059,000.00	\$128.54	\$12,177,000.00
DE Ohio	DE Bus Services	07/22/2016	07/25/2016	3	0.3800	\$81,397,000.00	\$2,577.57	\$244,191,000.00
DE Progress	DE Bus Services	07/22/2016	07/25/2016	3	0.3800	\$29,004,000.00	\$918.46	\$87,012,000.00
Duke Energy Corp	DE Bus Services	07/22/2016	07/25/2016	3	0.7585	\$64,308,000.00	\$4,064.80	\$192,924,000.00
DE Carolinas	DE Bus Services	07/25/2016	07/26/2016	1	0.3600	\$220,504,000.00	\$2,205.04	\$220,504,000.00
DE Indiana	DE Bus Services	07/25/2016	07/26/2016	1	0.3600	\$19,320,000.00	\$193.20	\$19,320,000.00
DE Kentucky	DE Bus Services	07/25/2016	07/26/2016	1	0.3600	\$2,810,000.00	\$28.10	\$2,810,000.00
DE Ohio	DE Bus Services	07/25/2016	07/26/2016	1	0.3600	\$79,432,000.00	\$794.32	\$79,432,000.00
DE Progress	DE Bus Services	07/25/2016	07/26/2016	1	0.3600	\$29,572,000.00	\$295.72	\$29,572,000.00
Duke Energy Corp	DE Bus Services	07/25/2016	07/26/2016	1	0.7567	\$107,419,000.00	\$2,257.89	\$107,419,000.00
DE Carolinas	DE Bus Services	07/27/2016	07/28/2016	1	0.3600	\$12,054,000.00	\$120.54	\$12,054,000.00
DE Ohio	DE Bus Services	07/27/2016	07/28/2016	1	0.3600	\$1,756,000.00	\$17.56	\$1,756,000.00
Duke Energy Corp	DE Bus Services	07/27/2016	07/28/2016	1	0.7667	\$3,081,000.00	\$65.62	\$3,081,000.00
DE Carolinas	DE Bus Services	07/28/2016	07/29/2016	1	0.3600	\$17,581,000.00	\$175.81	\$17,581,000.00
DE Indiana	DE Bus Services	07/28/2016	07/29/2016	1	0.3600	\$175,000.00	\$1.75	\$175,000.00

DE Kentucky	DE Bus Services	07/28/2016	07/29/2016	1	0.3600	\$29,000.00	\$0.29	\$29,000.00
DE Ohio	DE Bus Services	07/28/2016	07/29/2016	1	0.3600	\$3,069,000.00	\$30.69	\$3,069,000.00
DE Progress	DE Bus Services	07/28/2016	07/29/2016	1	0.3600	\$189,000.00	\$1.89	\$189,000.00
Duke Energy Corp	DE Bus Services	07/28/2016	07/29/2016	1	0.7673	\$2,431,000.00	\$51.81	\$2,431,000.00
DE Carolinas	DE Bus Services	07/29/2016	08/01/2016	3	0.3600	\$68,625,000.00	\$2,058.75	\$205,875,000.00
DE Indiana	DE Bus Services	07/29/2016	08/01/2016	3	0.3600	\$2,475,000.00	\$74.25	\$7,425,000.00
DE Kentucky	DE Bus Services	07/29/2016	08/01/2016	3	0.3600	\$119,000.00	\$3.57	\$357,000.00
DE Ohio	DE Bus Services	07/29/2016	08/01/2016	3	0.3600	\$13,127,000.00	\$393.81	\$39,381,000.00
DE Progress	DE Bus Services	07/29/2016	08/01/2016	3	0.3600	\$961,000.00	\$28.83	\$2,883,000.00
Duke Energy Corp	DE Bus Services	07/29/2016	08/01/2016	3	0.7646	\$35,294,000.00	\$2,248.82	\$105,882,000.00
DE Carolinas	DE Bus Services	08/01/2016	08/02/2016	1	0.3600	\$87,576,000.00	\$875.76	\$87,576,000.00
DE Indiana	DE Bus Services	08/01/2016	08/02/2016	1	0.3600	\$3,246,000.00	\$32.46	\$3,246,000.00
DE Ohio	DE Bus Services	08/01/2016	08/02/2016	1	0.3600	\$16,478,000.00	\$164.78	\$16,478,000.00
DE Progress	DE Bus Services	08/01/2016	08/02/2016	1	0.3600	\$1,588,000.00	\$15.88	\$1,588,000.00
Duke Energy Corp	DE Bus Services	08/01/2016	08/02/2016	1	0.7526	\$30,117,000.00	\$629.61	\$30,117,000.00
DE Carolinas	DE Bus Services	08/02/2016	08/03/2016	1	0.3600	\$100,524,000.00	\$1,005.24	\$100,524,000.00
DE Indiana	DE Bus Services	08/02/2016	08/03/2016	1	0.3600	\$2,869,000.00	\$28.69	\$2,869,000.00
DE Ohio	DE Bus Services	08/02/2016	08/03/2016	1	0.3600	\$19,255,000.00	\$192.55	\$19,255,000.00
DE Progress	DE Bus Services	08/02/2016	08/03/2016	1	0.3600	\$4,526,000.00	\$45.26	\$4,526,000.00
Duke Energy Corp	DE Bus Services	08/02/2016	08/03/2016	1	0.7521	\$18,337,000.00	\$383.09	\$18,337,000.00
DE Carolinas	DE Bus Services	08/03/2016	08/04/2016	1	0.3600	\$113,134,000.00	\$1,131.34	\$113,134,000.00
DE Indiana	DE Bus Services	08/03/2016	08/04/2016	1	0.3600	\$4,960,000.00	\$49.60	\$4,960,000.00
DE Kentucky	DE Bus Services	08/03/2016	08/04/2016	1	0.3600	\$150,000.00	\$1.50	\$150,000.00
DE Ohio	DE Bus Services	08/03/2016	08/04/2016	1	0.3600	\$23,519,000.00	\$235.19	\$23,519,000.00
DE Progress	DE Bus Services	08/03/2016	08/04/2016	1	0.3600	\$7,324,000.00	\$73.24	\$7,324,000.00
DE Carolinas	DE Bus Services	08/04/2016	08/05/2016	1	0.3600	\$110,814,000.00	\$1,108.14	\$110,814,000.00
DE Indiana	DE Bus Services	08/04/2016	08/05/2016	1	0.3600	\$11,154,000.00	\$111.54	\$11,154,000.00
DE Kentucky	DE Bus Services	08/04/2016	08/05/2016	1	0.3600	\$2,346,000.00	\$23.46	\$2,346,000.00
DE Ohio	DE Bus Services	08/04/2016	08/05/2016	1	0.3600	\$17,613,000.00	\$176.13	\$17,613,000.00
DE Progress	DE Bus Services	08/04/2016	08/05/2016	1	0.3600	\$11,358,000.00	\$113.58	\$11,358,000.00
DE Carolinas	DE Bus Services	08/05/2016	08/08/2016	3	0.3600	\$133,342,000.00	\$4,000.26	\$400,026,000.00
DE Indiana	DE Bus Services	08/05/2016	08/08/2016	3	0.3600	\$13,115,000.00	\$393.45	\$39,345,000.00
DE Kentucky	DE Bus Services	08/05/2016	08/08/2016	3	0.3600	\$2,832,000.00	\$84.96	\$8,496,000.00
DE Ohio	DE Bus Services	08/05/2016	08/08/2016	3	0.3600	\$22,753,000.00	\$682.59	\$68,259,000.00
DE Progress	DE Bus Services	08/05/2016	08/08/2016	3	0.3600	\$12,133,000.00	\$363.99	\$36,399,000.00
DE Carolinas	DE Bus Services	08/08/2016	08/09/2016	1	0.3600	\$142,918,000.00	\$1,429.18	\$142,918,000.00
DE Indiana	DE Bus Services	08/08/2016	08/09/2016	1	0.3600	\$14,482,000.00	\$144.82	\$14,482,000.00
DE Kentucky	DE Bus Services	08/08/2016	08/09/2016	1	0.3600	\$2,599,000.00	\$25.99	\$2,599,000.00
DE Ohio	DE Bus Services	08/08/2016	08/09/2016	1	0.3600	\$27,913,000.00	\$279.13	\$27,913,000.00
DE Progress	DE Bus Services	08/08/2016	08/09/2016	1	0.3600	\$15,073,000.00	\$150.73	\$15,073,000.00

DE Carolinas	DE Bus Services	08/09/2016	08/10/2016	1	0.3500	\$144,519,000.00	\$1,405.05	\$144,519,000.00
DE Indiana	DE Bus Services	08/09/2016	08/10/2016	1	0.3500	\$10,980,000.00	\$106.75	\$10,980,000.00
DE Kentucky	DE Bus Services	08/09/2016	08/10/2016	1	0.3500	\$2,683,000.00	\$26.08	\$2,683,000.00
DE Ohio	DE Bus Services	08/09/2016	08/10/2016	1	0.3500	\$29,375,000.00	\$285.59	\$29,375,000.00
DE Progress	DE Bus Services	08/09/2016	08/10/2016	1	0.3500	\$18,736,000.00	\$182.16	\$18,736,000.00
DE Carolinas	DE Bus Services	08/10/2016	08/11/2016	1	0.3500	\$142,748,000.00	\$1,387.83	\$142,748,000.00
DE Indiana	DE Bus Services	08/10/2016	08/11/2016	1	0.3500	\$14,189,000.00	\$137.95	\$14,189,000.00
DE Kentucky	DE Bus Services	08/10/2016	08/11/2016	1	0.3500	\$2,545,000.00	\$24.74	\$2,545,000.00
DE Ohio	DE Bus Services	08/10/2016	08/11/2016	1	0.3500	\$29,594,000.00	\$287.72	\$29,594,000.00
DE Progress	DE Bus Services	08/10/2016	08/11/2016	1	0.3500	\$19,611,000.00	\$190.66	\$19,611,000.00
DE Carolinas	DE Bus Services	08/11/2016	08/12/2016	1	0.3600	\$139,681,000.00	\$1,396.81	\$139,681,000.00
DE Indiana	DE Bus Services	08/11/2016	08/12/2016	1	0.3600	\$14,819,000.00	\$148.19	\$14,819,000.00
DE Kentucky	DE Bus Services	08/11/2016	08/12/2016	1	0.3600	\$2,693,000.00	\$26.93	\$2,693,000.00
DE Ohio	DE Bus Services	08/11/2016	08/12/2016	1	0.3600	\$30,000,000.00	\$300.00	\$30,000,000.00
DE Progress	DE Bus Services	08/11/2016	08/12/2016	1	0.3600	\$22,620,000.00	\$226.20	\$22,620,000.00
DE Carolinas	DE Bus Services	08/12/2016	08/15/2016	3	0.3600	\$140,088,000.00	\$4,202.64	\$420,264,000.00
DE Indiana	DE Bus Services	08/12/2016	08/15/2016	3	0.3600	\$13,847,000.00	\$415.41	\$41,541,000.00
DE Kentucky	DE Bus Services	08/12/2016	08/15/2016	3	0.3600	\$2,698,000.00	\$80.94	\$8,094,000.00
DE Ohio	DE Bus Services	08/12/2016	08/15/2016	3	0.3600	\$31,725,000.00	\$951.75	\$95,175,000.00
DE Progress	DE Bus Services	08/12/2016	08/15/2016	3	0.3600	\$26,490,000.00	\$794.70	\$79,470,000.00
DE Carolinas	DE Bus Services	08/15/2016	08/16/2016	1	0.3600	\$192,929,000.00	\$1,929.29	\$192,929,000.00
DE Indiana	DE Bus Services	08/15/2016	08/16/2016	1	0.3600	\$10,926,000.00	\$109.26	\$10,926,000.00
DE Kentucky	DE Bus Services	08/15/2016	08/16/2016	1	0.3600	\$3,717,000.00	\$37.17	\$3,717,000.00
DE Ohio	DE Bus Services	08/15/2016	08/16/2016	1	0.3600	\$48,367,000.00	\$483.67	\$48,367,000.00
DE Progress	DE Bus Services	08/15/2016	08/16/2016	1	0.3600	\$22,672,000.00	\$226.72	\$22,672,000.00
DE Carolinas	DE Bus Services	08/16/2016	08/17/2016	1	0.3600	\$194,763,000.00	\$1,947.63	\$194,763,000.00
DE Indiana	DE Bus Services	08/16/2016	08/17/2016	1	0.3600	\$13,256,000.00	\$132.56	\$13,256,000.00
DE Kentucky	DE Bus Services	08/16/2016	08/17/2016	1	0.3600	\$3,847,000.00	\$38.47	\$3,847,000.00
DE Ohio	DE Bus Services	08/16/2016	08/17/2016	1	0.3600	\$49,278,000.00	\$492.78	\$49,278,000.00
DE Progress	DE Bus Services	08/16/2016	08/17/2016	1	0.3600	\$33,328,000.00	\$333.28	\$33,328,000.00
DE Carolinas	DE Bus Services	08/17/2016	08/18/2016	1	0.3700	\$190,289,000.00	\$1,955.75	\$190,289,000.00
DE Indiana	DE Bus Services	08/17/2016	08/18/2016	1	0.3700	\$17,661,000.00	\$181.52	\$17,661,000.00
DE Kentucky	DE Bus Services	08/17/2016	08/18/2016	1	0.3700	\$4,255,000.00	\$43.73	\$4,255,000.00
DE Ohio	DE Bus Services	08/17/2016	08/18/2016	1	0.3700	\$49,133,000.00	\$504.98	\$49,133,000.00
DE Progress	DE Bus Services	08/17/2016	08/18/2016	1	0.3700	\$37,343,000.00	\$383.80	\$37,343,000.00
DE Carolinas	DE Bus Services	08/18/2016	08/19/2016	1	0.3700	\$183,752,000.00	\$1,888.56	\$183,752,000.00
DE Indiana	DE Bus Services	08/18/2016	08/19/2016	1	0.3700	\$18,124,000.00	\$186.27	\$18,124,000.00
DE Kentucky	DE Bus Services	08/18/2016	08/19/2016	1	0.3700	\$4,122,000.00	\$42.37	\$4,122,000.00
DE Ohio	DE Bus Services	08/18/2016	08/19/2016	1	0.3700	\$47,960,000.00	\$492.92	\$47,960,000.00
DE Progress	DE Bus Services	08/18/2016	08/19/2016	1	0.3700	\$51,954,000.00	\$533.97	\$51,954,000.00

DE Carolinas	DE Bus Services	08/19/2016	08/22/2016	3	0.3700	\$208,889,000.00	\$6,440.74	\$626,667,000.00
DE Indiana	DE Bus Services	08/19/2016	08/22/2016	3	0.3700	\$18,365,000.00	\$566.25	\$55,095,000.00
DE Kentucky	DE Bus Services	08/19/2016	08/22/2016	3	0.3700	\$4,566,000.00	\$140.79	\$13,698,000.00
DE Ohio	DE Bus Services	08/19/2016	08/22/2016	3	0.3700	\$41,279,000.00	\$1,272.77	\$123,837,000.00
DE Progress	DE Bus Services	08/19/2016	08/22/2016	3	0.3700	\$68,266,000.00	\$2,104.87	\$204,798,000.00
DE Carolinas	DE Bus Services	08/22/2016	08/23/2016	1	0.4000	\$245,687,000.00	\$2,729.86	\$245,687,000.00
DE Indiana	DE Bus Services	08/22/2016	08/23/2016	1	0.4000	\$31,309,000.00	\$347.88	\$31,309,000.00
DE Kentucky	DE Bus Services	08/22/2016	08/23/2016	1	0.4000	\$4,193,000.00	\$46.59	\$4,193,000.00
DE Ohio	DE Bus Services	08/22/2016	08/23/2016	1	0.4000	\$28,374,000.00	\$315.27	\$28,374,000.00
DE Progress	DE Bus Services	08/22/2016	08/23/2016	1	0.4000	\$55,593,000.00	\$617.70	\$55,593,000.00
DE Carolinas	DE Bus Services	08/23/2016	08/24/2016	1	0.4100	\$29,341,000.00	\$334.16	\$29,341,000.00
DE Indiana	DE Bus Services	08/23/2016	08/24/2016	1	0.4100	\$2,295,000.00	\$26.14	\$2,295,000.00
DE Kentucky	DE Bus Services	08/23/2016	08/24/2016	1	0.4100	\$203,000.00	\$2.31	\$203,000.00
DE Ohio	DE Bus Services	08/23/2016	08/24/2016	1	0.4100	\$3,870,000.00	\$44.08	\$3,870,000.00
DE Progress	DE Bus Services	08/23/2016	08/24/2016	1	0.4100	\$1,288,000.00	\$14.67	\$1,288,000.00
DE Carolinas	DE Bus Services	08/24/2016	08/25/2016	1	0.3900	\$30,859,000.00	\$334.31	\$30,859,000.00
DE Indiana	DE Bus Services	08/24/2016	08/25/2016	1	0.3900	\$2,128,000.00	\$23.05	\$2,128,000.00
DE Kentucky	DE Bus Services	08/24/2016	08/25/2016	1	0.3900	\$276,000.00	\$2.99	\$276,000.00
DE Ohio	DE Bus Services	08/24/2016	08/25/2016	1	0.3900	\$3,249,000.00	\$35.20	\$3,249,000.00
DE Progress	DE Bus Services	08/24/2016	08/25/2016	1	0.3900	\$4,061,000.00	\$43.99	\$4,061,000.00
DE Carolinas	DE Bus Services	08/25/2016	08/26/2016	1	0.3900	\$33,070,000.00	\$358.26	\$33,070,000.00
DE Indiana	DE Bus Services	08/25/2016	08/26/2016	1	0.3900	\$2,958,000.00	\$32.05	\$2,958,000.00
DE Kentucky	DE Bus Services	08/25/2016	08/26/2016	1	0.3900	\$196,000.00	\$2.12	\$196,000.00
DE Ohio	DE Bus Services	08/25/2016	08/26/2016	1	0.3900	\$5,508,000.00	\$59.67	\$5,508,000.00
DE Progress	DE Bus Services	08/25/2016	08/26/2016	1	0.3900	\$4,512,000.00	\$48.88	\$4,512,000.00
DE Carolinas	DE Bus Services	08/26/2016	08/29/2016	3	0.4000	\$44,248,000.00	\$1,474.93	\$132,744,000.00
DE Indiana	DE Bus Services	08/26/2016	08/29/2016	3	0.4000	\$4,509,000.00	\$150.30	\$13,527,000.00
DE Kentucky	DE Bus Services	08/26/2016	08/29/2016	3	0.4000	\$344,000.00	\$11.47	\$1,032,000.00
DE Ohio	DE Bus Services	08/26/2016	08/29/2016	3	0.4000	\$7,793,000.00	\$259.77	\$23,379,000.00
DE Progress	DE Bus Services	08/26/2016	08/29/2016	3	0.4000	\$6,376,000.00	\$212.53	\$19,128,000.00
DE Carolinas	DE Bus Services	08/29/2016	08/30/2016	1	0.4000	\$58,641,000.00	\$651.57	\$58,641,000.00
DE Indiana	DE Bus Services	08/29/2016	08/30/2016	1	0.4000	\$5,814,000.00	\$64.60	\$5,814,000.00
DE Kentucky	DE Bus Services	08/29/2016	08/30/2016	1	0.4000	\$538,000.00	\$5.98	\$538,000.00
DE Ohio	DE Bus Services	08/29/2016	08/30/2016	1	0.4000	\$10,890,000.00	\$121.00	\$10,890,000.00
DE Progress	DE Bus Services	08/29/2016	08/30/2016	1	0.4000	\$9,064,000.00	\$100.71	\$9,064,000.00
DE Carolinas	DE Bus Services	08/30/2016	08/31/2016	1	0.4100	\$81,637,000.00	\$929.75	\$81,637,000.00
DE Indiana	DE Bus Services	08/30/2016	08/31/2016	1	0.4100	\$8,471,000.00	\$96.48	\$8,471,000.00
DE Kentucky	DE Bus Services	08/30/2016	08/31/2016	1	0.4100	\$367,000.00	\$4.18	\$367,000.00
DE Ohio	DE Bus Services	08/30/2016	08/31/2016	1	0.4100	\$16,182,000.00	\$184.30	\$16,182,000.00
DE Progress	DE Bus Services	08/30/2016	08/31/2016	1	0.4100	\$13,443,000.00	\$153.10	\$13,443,000.00

DE Carolinas	DE Bus Services	08/31/2016	09/01/2016	1	0.4200	\$124,180,000.00	\$1,448.77	\$124,180,000.00
DE Indiana	DE Bus Services	08/31/2016	09/01/2016	1	0.4200	\$15,175,000.00	\$177.04	\$15,175,000.00
DE Kentucky	DE Bus Services	08/31/2016	09/01/2016	1	0.4200	\$956,000.00	\$11.15	\$956,000.00
DE Ohio	DE Bus Services	08/31/2016	09/01/2016	1	0.4200	\$26,338,000.00	\$307.28	\$26,338,000.00
DE Progress	DE Bus Services	08/31/2016	09/01/2016	1	0.4200	\$17,197,000.00	\$200.63	\$17,197,000.00
DE Carolinas	DE Bus Services	09/01/2016	09/02/2016	1	0.4200	\$123,690,000.00	\$1,443.05	\$123,690,000.00
DE Indiana	DE Bus Services	09/01/2016	09/02/2016	1	0.4200	\$18,400,000.00	\$214.67	\$18,400,000.00
DE Kentucky	DE Bus Services	09/01/2016	09/02/2016	1	0.4200	\$974,000.00	\$11.36	\$974,000.00
DE Ohio	DE Bus Services	09/01/2016	09/02/2016	1	0.4200	\$25,142,000.00	\$293.32	\$25,142,000.00
DE Progress	DE Bus Services	09/01/2016	09/02/2016	1	0.4200	\$19,173,000.00	\$223.69	\$19,173,000.00
DE Carolinas	DE Bus Services	09/02/2016	09/06/2016	4	0.4400	\$142,316,000.00	\$6,957.67	\$569,264,000.00
DE Indiana	DE Bus Services	09/02/2016	09/06/2016	4	0.4400	\$22,389,000.00	\$1,094.57	\$89,556,000.00
DE Kentucky	DE Bus Services	09/02/2016	09/06/2016	4	0.4400	\$1,362,000.00	\$66.59	\$5,448,000.00
DE Ohio	DE Bus Services	09/02/2016	09/06/2016	4	0.4400	\$31,202,000.00	\$1,525.43	\$124,808,000.00
DE Progress	DE Bus Services	09/02/2016	09/06/2016	4	0.4400	\$24,374,000.00	\$1,191.62	\$97,496,000.00
DE Carolinas	DE Bus Services	09/06/2016	09/07/2016	1	0.4400	\$154,314,000.00	\$1,886.06	\$154,314,000.00
DE Indiana	DE Bus Services	09/06/2016	09/07/2016	1	0.4400	\$23,549,000.00	\$287.82	\$23,549,000.00
DE Kentucky	DE Bus Services	09/06/2016	09/07/2016	1	0.4400	\$1,594,000.00	\$19.48	\$1,594,000.00
DE Ohio	DE Bus Services	09/06/2016	09/07/2016	1	0.4400	\$35,363,000.00	\$432.21	\$35,363,000.00
DE Progress	DE Bus Services	09/06/2016	09/07/2016	1	0.4400	\$27,703,000.00	\$338.59	\$27,703,000.00
DE Carolinas	DE Bus Services	09/07/2016	09/08/2016	1	0.4400	\$157,358,000.00	\$1,923.26	\$157,358,000.00
DE Indiana	DE Bus Services	09/07/2016	09/08/2016	1	0.4400	\$29,256,000.00	\$357.57	\$29,256,000.00
DE Kentucky	DE Bus Services	09/07/2016	09/08/2016	1	0.4400	\$3,721,000.00	\$45.48	\$3,721,000.00
DE Ohio	DE Bus Services	09/07/2016	09/08/2016	1	0.4400	\$29,962,000.00	\$366.20	\$29,962,000.00
DE Progress	DE Bus Services	09/07/2016	09/08/2016	1	0.4400	\$28,368,000.00	\$346.72	\$28,368,000.00
DE Carolinas	DE Bus Services	09/08/2016	09/09/2016	1	0.4300	\$156,356,000.00	\$1,867.59	\$156,356,000.00
DE Indiana	DE Bus Services	09/08/2016	09/09/2016	1	0.4300	\$29,466,000.00	\$351.96	\$29,466,000.00
DE Kentucky	DE Bus Services	09/08/2016	09/09/2016	1	0.4300	\$3,864,000.00	\$46.15	\$3,864,000.00
DE Ohio	DE Bus Services	09/08/2016	09/09/2016	1	0.4300	\$31,069,000.00	\$371.10	\$31,069,000.00
DE Progress	DE Bus Services	09/08/2016	09/09/2016	1	0.4300	\$31,132,000.00	\$371.85	\$31,132,000.00
DE Carolinas	DE Bus Services	09/09/2016	09/12/2016	3	0.4200	\$57,910,000.00	\$2,026.85	\$173,730,000.00
DE Florida	DE Bus Services	09/09/2016	09/12/2016	3	0.4200	\$22,644,000.00	\$792.54	\$67,932,000.00
DE Indiana	DE Bus Services	09/09/2016	09/12/2016	3	0.4200	\$48,400,000.00	\$1,694.00	\$145,200,000.00
DE Kentucky	DE Bus Services	09/09/2016	09/12/2016	3	0.4200	\$6,890,000.00	\$241.15	\$20,670,000.00
DE Ohio	DE Bus Services	09/09/2016	09/12/2016	3	0.4200	\$59,674,000.00	\$2,088.59	\$179,022,000.00
DE Progress	DE Bus Services	09/09/2016	09/12/2016	3	0.4200	\$61,844,000.00	\$2,164.54	\$185,532,000.00
DE Carolinas	DE Bus Services	09/12/2016	09/13/2016	1	0.4200	\$77,070,000.00	\$899.15	\$77,070,000.00
DE Florida	DE Bus Services	09/12/2016	09/13/2016	1	0.4200	\$36,753,000.00	\$428.79	\$36,753,000.00
DE Indiana	DE Bus Services	09/12/2016	09/13/2016	1	0.4200	\$64,570,000.00	\$753.32	\$64,570,000.00
DE Kentucky	DE Bus Services	09/12/2016	09/13/2016	1	0.4200	\$8,534,000.00	\$99.56	\$8,534,000.00

DE Ohio	DE Bus Services	09/12/2016	09/13/2016	1	0.4200	\$84,547,000.00	\$986.38	\$84,547,000.00
DE Carolinas	DE Bus Services	09/13/2016	09/14/2016	1	0.4300	\$76,157,000.00	\$909.65	\$76,157,000.00
DE Florida	DE Bus Services	09/13/2016	09/14/2016	1	0.4300	\$46,213,000.00	\$551.99	\$46,213,000.00
DE Indiana	DE Bus Services	09/13/2016	09/14/2016	1	0.4300	\$61,607,000.00	\$735.86	\$61,607,000.00
DE Kentucky	DE Bus Services	09/13/2016	09/14/2016	1	0.4300	\$8,717,000.00	\$104.12	\$8,717,000.00
DE Ohio	DE Bus Services	09/13/2016	09/14/2016	1	0.4300	\$85,731,000.00	\$1,024.01	\$85,731,000.00
DE Carolinas	DE Bus Services	09/14/2016	09/15/2016	1	0.4400	\$87,905,000.00	\$1,074.39	\$87,905,000.00
DE Florida	DE Bus Services	09/14/2016	09/15/2016	1	0.4400	\$48,587,000.00	\$593.84	\$48,587,000.00
DE Indiana	DE Bus Services	09/14/2016	09/15/2016	1	0.4400	\$61,461,000.00	\$751.19	\$61,461,000.00
DE Kentucky	DE Bus Services	09/14/2016	09/15/2016	1	0.4400	\$8,242,000.00	\$100.74	\$8,242,000.00
DE Ohio	DE Bus Services	09/14/2016	09/15/2016	1	0.4400	\$84,794,000.00	\$1,036.37	\$84,794,000.00
DE Carolinas	DE Bus Services	09/15/2016	09/16/2016	1	0.4500	\$99,526,000.00	\$1,244.08	\$99,526,000.00
DE Florida	DE Bus Services	09/15/2016	09/16/2016	1	0.4500	\$52,826,000.00	\$660.33	\$52,826,000.00
DE Indiana	DE Bus Services	09/15/2016	09/16/2016	1	0.4500	\$78,808,000.00	\$985.10	\$78,808,000.00
DE Kentucky	DE Bus Services	09/15/2016	09/16/2016	1	0.4500	\$8,266,000.00	\$103.33	\$8,266,000.00
DE Ohio	DE Bus Services	09/15/2016	09/16/2016	1	0.4500	\$119,854,000.00	\$1,498.18	\$119,854,000.00
DE Carolinas	DE Bus Services	09/16/2016	09/19/2016	3	0.4500	\$67,446,000.00	\$2,529.23	\$202,338,000.00
DE Florida	DE Bus Services	09/16/2016	09/19/2016	3	0.4500	\$33,052,000.00	\$1,239.45	\$99,156,000.00
DE Indiana	DE Bus Services	09/16/2016	09/19/2016	3	0.4500	\$57,449,000.00	\$2,154.34	\$172,347,000.00
DE Kentucky	DE Bus Services	09/16/2016	09/19/2016	3	0.4500	\$5,988,000.00	\$224.55	\$17,964,000.00
DE Ohio	DE Bus Services	09/16/2016	09/19/2016	3	0.4500	\$86,830,000.00	\$3,256.13	\$260,490,000.00
DE Progress	DE Bus Services	09/16/2016	09/19/2016	3	0.4500	\$142,530,000.00	\$5,344.88	\$427,590,000.00
DE Carolinas	DE Bus Services	09/19/2016	09/20/2016	1	0.4500	\$68,114,000.00	\$851.43	\$68,114,000.00
DE Florida	DE Bus Services	09/19/2016	09/20/2016	1	0.4500	\$25,955,000.00	\$324.44	\$25,955,000.00
DE Indiana	DE Bus Services	09/19/2016	09/20/2016	1	0.4500	\$59,712,000.00	\$746.40	\$59,712,000.00
DE Kentucky	DE Bus Services	09/19/2016	09/20/2016	1	0.4500	\$6,125,000.00	\$76.56	\$6,125,000.00
DE Ohio	DE Bus Services	09/19/2016	09/20/2016	1	0.4500	\$89,605,000.00	\$1,120.06	\$89,605,000.00
DE Progress	DE Bus Services	09/19/2016	09/20/2016	1	0.4500	\$163,898,000.00	\$2,048.73	\$163,898,000.00
DE Carolinas	DE Bus Services	09/20/2016	09/21/2016	1	0.4500	\$95,296,000.00	\$1,191.20	\$95,296,000.00
DE Florida	DE Bus Services	09/20/2016	09/21/2016	1	0.4500	\$14,363,000.00	\$179.54	\$14,363,000.00
DE Indiana	DE Bus Services	09/20/2016	09/21/2016	1	0.4500	\$59,782,000.00	\$747.28	\$59,782,000.00
DE Kentucky	DE Bus Services	09/20/2016	09/21/2016	1	0.4500	\$6,513,000.00	\$81.41	\$6,513,000.00
DE Ohio	DE Bus Services	09/20/2016	09/21/2016	1	0.4500	\$84,048,000.00	\$1,050.60	\$84,048,000.00
DE Progress	DE Bus Services	09/20/2016	09/21/2016	1	0.4500	\$160,160,000.00	\$2,002.00	\$160,160,000.00
DE Carolinas	DE Bus Services	09/21/2016	09/22/2016	1	0.4700	\$106,176,000.00	\$1,386.19	\$106,176,000.00
DE Florida	DE Bus Services	09/21/2016	09/22/2016	1	0.4700	\$21,239,000.00	\$277.29	\$21,239,000.00
DE Indiana	DE Bus Services	09/21/2016	09/22/2016	1	0.4700	\$62,188,000.00	\$811.90	\$62,188,000.00
DE Kentucky	DE Bus Services	09/21/2016	09/22/2016	1	0.4700	\$6,536,000.00	\$85.33	\$6,536,000.00
DE Ohio	DE Bus Services	09/21/2016	09/22/2016	1	0.4700	\$57,965,000.00	\$756.77	\$57,965,000.00
DE Progress	DE Bus Services	09/21/2016	09/22/2016	1	0.4700	\$170,557,000.00	\$2,226.72	\$170,557,000.00

DE Carolinas	DE Bus Services	09/27/2016	09/28/2016	1	0.4700	\$849,000.00	\$11.08	\$849,000.00
DE Indiana	DE Bus Services	09/27/2016	09/28/2016	1	0.4700	\$1,064,000.00	\$13.89	\$1,064,000.00
DE Kentucky	DE Bus Services	09/27/2016	09/28/2016	1	0.4700	\$13,000.00	\$0.17	\$13,000.00
DE Ohio	DE Bus Services	09/27/2016	09/28/2016	1	0.4700	\$1,189,000.00	\$15.52	\$1,189,000.00
DE Progress	DE Bus Services	09/27/2016	09/28/2016	1	0.4700	\$1,985,000.00	\$25.92	\$1,985,000.00
DE Carolinas	DE Bus Services	09/28/2016	09/29/2016	1	0.4800	\$7,180,000.00	\$95.73	\$7,180,000.00
DE Indiana	DE Bus Services	09/28/2016	09/29/2016	1	0.4800	\$7,072,000.00	\$94.29	\$7,072,000.00
DE Kentucky	DE Bus Services	09/28/2016	09/29/2016	1	0.4800	\$200,000.00	\$2.67	\$200,000.00
DE Ohio	DE Bus Services	09/28/2016	09/29/2016	1	0.4800	\$8,023,000.00	\$106.97	\$8,023,000.00
DE Progress	DE Bus Services	09/28/2016	09/29/2016	1	0.4800	\$13,247,000.00	\$176.63	\$13,247,000.00
DE Carolinas	DE Bus Services	09/29/2016	09/30/2016	1	0.4300	\$8,945,000.00	\$106.84	\$8,945,000.00
DE Indiana	DE Bus Services	09/29/2016	09/30/2016	1	0.4300	\$7,834,000.00	\$93.57	\$7,834,000.00
DE Kentucky	DE Bus Services	09/29/2016	09/30/2016	1	0.4300	\$228,000.00	\$2.72	\$228,000.00
DE Ohio	DE Bus Services	09/29/2016	09/30/2016	1	0.4300	\$8,836,000.00	\$105.54	\$8,836,000.00
DE Progress	DE Bus Services	09/29/2016	09/30/2016	1	0.4300	\$14,068,000.00	\$168.03	\$14,068,000.00
DE Carolinas	DE Bus Services	09/30/2016	10/03/2016	3	0.4300	\$21,103,000.00	\$756.19	\$63,309,000.00
DE Indiana	DE Bus Services	09/30/2016	10/03/2016	3	0.4300	\$25,241,000.00	\$904.47	\$75,723,000.00
DE Kentucky	DE Bus Services	09/30/2016	10/03/2016	3	0.4300	\$132,000.00	\$4.73	\$396,000.00
DE Ohio	DE Bus Services	09/30/2016	10/03/2016	3	0.4300	\$30,683,000.00	\$1,099.47	\$92,049,000.00
DE Progress	DE Bus Services	09/30/2016	10/03/2016	3	0.4300	\$42,613,000.00	\$1,526.97	\$127,839,000.00
DE Carolinas	DE Bus Services	10/03/2016	10/04/2016	1	0.3900	\$32,769,000.00	\$355.00	\$32,769,000.00
DE Indiana	DE Bus Services	10/03/2016	10/04/2016	1	0.3900	\$25,062,000.00	\$271.51	\$25,062,000.00
DE Ohio	DE Bus Services	10/03/2016	10/04/2016	1	0.3900	\$33,408,000.00	\$361.92	\$33,408,000.00
DE Progress	DE Bus Services	10/03/2016	10/04/2016	1	0.3900	\$45,961,000.00	\$497.91	\$45,961,000.00
DE Carolinas	DE Bus Services	10/04/2016	10/05/2016	1	0.3900	\$40,171,000.00	\$435.19	\$40,171,000.00
DE Indiana	DE Bus Services	10/04/2016	10/05/2016	1	0.3900	\$23,380,000.00	\$253.28	\$23,380,000.00
DE Ohio	DE Bus Services	10/04/2016	10/05/2016	1	0.3900	\$33,299,000.00	\$360.74	\$33,299,000.00
DE Progress	DE Bus Services	10/04/2016	10/05/2016	1	0.3900	\$46,686,000.00	\$505.77	\$46,686,000.00
DE Carolinas	DE Bus Services	10/05/2016	10/06/2016	1	0.4000	\$55,524,000.00	\$616.93	\$55,524,000.00
DE Indiana	DE Bus Services	10/05/2016	10/06/2016	1	0.4000	\$27,259,000.00	\$302.88	\$27,259,000.00
DE Kentucky	DE Bus Services	10/05/2016	10/06/2016	1	0.4000	\$1,303,000.00	\$14.48	\$1,303,000.00
DE Ohio	DE Bus Services	10/05/2016	10/06/2016	1	0.4000	\$24,055,000.00	\$267.28	\$24,055,000.00
DE Progress	DE Bus Services	10/05/2016	10/06/2016	1	0.4000	\$43,591,000.00	\$484.34	\$43,591,000.00
DE Carolinas	DE Bus Services	10/06/2016	10/07/2016	1	0.4000	\$57,514,000.00	\$639.04	\$57,514,000.00
DE Florida	DE Bus Services	10/06/2016	10/07/2016	1	0.4000	\$362,000.00	\$4.02	\$362,000.00
DE Indiana	DE Bus Services	10/06/2016	10/07/2016	1	0.4000	\$27,993,000.00	\$311.03	\$27,993,000.00
DE Kentucky	DE Bus Services	10/06/2016	10/07/2016	1	0.4000	\$1,451,000.00	\$16.12	\$1,451,000.00
DE Ohio	DE Bus Services	10/06/2016	10/07/2016	1	0.4000	\$25,083,000.00	\$278.70	\$25,083,000.00
DE Progress	DE Bus Services	10/06/2016	10/07/2016	1	0.4000	\$42,694,000.00	\$474.38	\$42,694,000.00
DE Carolinas	DE Bus Services	10/07/2016	10/11/2016	4	0.4300	\$59,646,000.00	\$2,849.75	\$238,584,000.00

DE Florida	DE Bus Services	10/07/2016	10/11/2016	4	0.4300	\$3,694,000.00	\$176.49	\$14,776,000.00
DE Indiana	DE Bus Services	10/07/2016	10/11/2016	4	0.4300	\$26,853,000.00	\$1,282.98	\$107,412,000.00
DE Kentucky	DE Bus Services	10/07/2016	10/11/2016	4	0.4300	\$1,414,000.00	\$67.56	\$5,656,000.00
DE Ohio	DE Bus Services	10/07/2016	10/11/2016	4	0.4300	\$27,442,000.00	\$1,311.12	\$109,768,000.00
DE Progress	DE Bus Services	10/07/2016	10/11/2016	4	0.4300	\$43,996,000.00	\$2,102.03	\$175,984,000.00
DE Carolinas	DE Bus Services	10/11/2016	10/12/2016	1	0.4300	\$69,516,000.00	\$830.33	\$69,516,000.00
DE Indiana	DE Bus Services	10/11/2016	10/12/2016	1	0.4300	\$30,547,000.00	\$364.87	\$30,547,000.00
DE Kentucky	DE Bus Services	10/11/2016	10/12/2016	1	0.4300	\$1,720,000.00	\$20.54	\$1,720,000.00
DE Ohio	DE Bus Services	10/11/2016	10/12/2016	1	0.4300	\$33,877,000.00	\$404.64	\$33,877,000.00
DE Progress	DE Bus Services	10/11/2016	10/12/2016	1	0.4300	\$48,941,000.00	\$584.57	\$48,941,000.00
DE Carolinas	DE Bus Services	10/12/2016	10/13/2016	1	0.4300	\$71,270,000.00	\$851.28	\$71,270,000.00
DE Florida	DE Bus Services	10/12/2016	10/13/2016	1	0.4300	\$2,065,000.00	\$24.67	\$2,065,000.00
DE Indiana	DE Bus Services	10/12/2016	10/13/2016	1	0.4300	\$30,095,000.00	\$359.47	\$30,095,000.00
DE Kentucky	DE Bus Services	10/12/2016	10/13/2016	1	0.4300	\$1,974,000.00	\$23.58	\$1,974,000.00
DE Ohio	DE Bus Services	10/12/2016	10/13/2016	1	0.4300	\$33,833,000.00	\$404.12	\$33,833,000.00
DE Progress	DE Bus Services	10/12/2016	10/13/2016	1	0.4300	\$49,741,000.00	\$594.13	\$49,741,000.00
DE Carolinas	DE Bus Services	10/13/2016	10/14/2016	1	0.4300	\$73,548,000.00	\$878.49	\$73,548,000.00
DE Florida	DE Bus Services	10/13/2016	10/14/2016	1	0.4300	\$1,975,000.00	\$23.59	\$1,975,000.00
DE Indiana	DE Bus Services	10/13/2016	10/14/2016	1	0.4300	\$31,153,000.00	\$372.11	\$31,153,000.00
DE Kentucky	DE Bus Services	10/13/2016	10/14/2016	1	0.4300	\$2,268,000.00	\$27.09	\$2,268,000.00
DE Ohio	DE Bus Services	10/13/2016	10/14/2016	1	0.4300	\$34,046,000.00	\$406.66	\$34,046,000.00
DE Progress	DE Bus Services	10/13/2016	10/14/2016	1	0.4300	\$50,056,000.00	\$597.89	\$50,056,000.00
DE Carolinas	DE Bus Services	10/14/2016	10/17/2016	3	0.4300	\$100,407,000.00	\$3,597.92	\$301,221,000.00
DE Indiana	DE Bus Services	10/14/2016	10/17/2016	3	0.4300	\$43,431,000.00	\$1,556.28	\$130,293,000.00
DE Kentucky	DE Bus Services	10/14/2016	10/17/2016	3	0.4300	\$3,177,000.00	\$113.84	\$9,531,000.00
DE Ohio	DE Bus Services	10/14/2016	10/17/2016	3	0.4300	\$50,455,000.00	\$1,807.97	\$151,365,000.00
DE Progress	DE Bus Services	10/14/2016	10/17/2016	3	0.4300	\$64,493,000.00	\$2,311.00	\$193,479,000.00
DE Carolinas	DE Bus Services	10/17/2016	10/18/2016	1	0.4100	\$110,126,000.00	\$1,254.21	\$110,126,000.00
DE Florida	DE Bus Services	10/17/2016	10/18/2016	1	0.4100	\$2,085,000.00	\$23.75	\$2,085,000.00
DE Indiana	DE Bus Services	10/17/2016	10/18/2016	1	0.4100	\$45,234,000.00	\$515.17	\$45,234,000.00
DE Kentucky	DE Bus Services	10/17/2016	10/18/2016	1	0.4100	\$2,397,000.00	\$27.30	\$2,397,000.00
DE Ohio	DE Bus Services	10/17/2016	10/18/2016	1	0.4100	\$62,328,000.00	\$709.85	\$62,328,000.00
DE Progress	DE Bus Services	10/17/2016	10/18/2016	1	0.4100	\$83,114,000.00	\$946.58	\$83,114,000.00
DE Carolinas	DE Bus Services	10/18/2016	10/19/2016	1	0.4100	\$110,975,000.00	\$1,263.88	\$110,975,000.00
DE Florida	DE Bus Services	10/18/2016	10/19/2016	1	0.4100	\$3,119,000.00	\$35.52	\$3,119,000.00
DE Indiana	DE Bus Services	10/18/2016	10/19/2016	1	0.4100	\$44,370,000.00	\$505.33	\$44,370,000.00
DE Kentucky	DE Bus Services	10/18/2016	10/19/2016	1	0.4100	\$2,738,000.00	\$31.18	\$2,738,000.00
DE Ohio	DE Bus Services	10/18/2016	10/19/2016	1	0.4100	\$63,061,000.00	\$718.19	\$63,061,000.00
DE Progress	DE Bus Services	10/18/2016	10/19/2016	1	0.4100	\$88,272,000.00	\$1,005.32	\$88,272,000.00
DE Carolinas	DE Bus Services	10/19/2016	10/20/2016	1	0.4100	\$110,236,000.00	\$1,255.47	\$110,236,000.00

DE Florida	DE Bus Services	10/19/2016	10/20/2016	1	0.4100	\$7,377,000.00	\$84.02	\$7,377,000.00
DE Indiana	DE Bus Services	10/19/2016	10/20/2016	1	0.4100	\$43,325,000.00	\$493.42	\$43,325,000.00
DE Ohio	DE Bus Services	10/19/2016	10/20/2016	1	0.4100	\$62,085,000.00	\$707.08	\$62,085,000.00
DE Progress	DE Bus Services	10/19/2016	10/20/2016	1	0.4100	\$93,223,000.00	\$1,061.71	\$93,223,000.00
DE Carolinas	DE Bus Services	10/20/2016	10/21/2016	1	0.4300	\$125,884,000.00	\$1,503.61	\$125,884,000.00
DE Indiana	DE Bus Services	10/20/2016	10/21/2016	1	0.4300	\$50,208,000.00	\$599.71	\$50,208,000.00
DE Ohio	DE Bus Services	10/20/2016	10/21/2016	1	0.4300	\$55,046,000.00	\$657.49	\$55,046,000.00
DE Progress	DE Bus Services	10/20/2016	10/21/2016	1	0.4300	\$89,891,000.00	\$1,073.70	\$89,891,000.00
DE Carolinas	DE Bus Services	10/21/2016	10/24/2016	3	0.4100	\$131,018,000.00	\$4,476.45	\$393,054,000.00
DE Florida	DE Bus Services	10/21/2016	10/24/2016	3	0.4100	\$2,892,000.00	\$98.81	\$8,676,000.00
DE Indiana	DE Bus Services	10/21/2016	10/24/2016	3	0.4100	\$54,517,000.00	\$1,862.66	\$163,551,000.00
DE Ohio	DE Bus Services	10/21/2016	10/24/2016	3	0.4100	\$43,392,000.00	\$1,482.56	\$130,176,000.00
DE Progress	DE Bus Services	10/21/2016	10/24/2016	3	0.4100	\$95,770,000.00	\$3,272.14	\$287,310,000.00
DE Carolinas	DE Bus Services	10/24/2016	10/25/2016	1	0.3900	\$137,525,000.00	\$1,489.85	\$137,525,000.00
DE Florida	DE Bus Services	10/24/2016	10/25/2016	1	0.3900	\$8,374,000.00	\$90.72	\$8,374,000.00
DE Indiana	DE Bus Services	10/24/2016	10/25/2016	1	0.3900	\$52,927,000.00	\$573.38	\$52,927,000.00
DE Kentucky	DE Bus Services	10/24/2016	10/25/2016	1	0.3900	\$20,000.00	\$0.22	\$20,000.00
DE Ohio	DE Bus Services	10/24/2016	10/25/2016	1	0.3900	\$46,626,000.00	\$505.12	\$46,626,000.00
DE Progress	DE Bus Services	10/24/2016	10/25/2016	1	0.3900	\$98,611,000.00	\$1,068.29	\$98,611,000.00
DE Carolinas	DE Bus Services	10/25/2016	10/26/2016	1	0.3700	\$131,760,000.00	\$1,354.20	\$131,760,000.00
DE Indiana	DE Bus Services	10/25/2016	10/26/2016	1	0.3700	\$55,515,000.00	\$570.57	\$55,515,000.00
DE Ohio	DE Bus Services	10/25/2016	10/26/2016	1	0.3700	\$52,781,000.00	\$542.47	\$52,781,000.00
DE Progress	DE Bus Services	10/25/2016	10/26/2016	1	0.3700	\$114,676,000.00	\$1,178.61	\$114,676,000.00
DE Carolinas	DE Bus Services	10/26/2016	10/27/2016	1	0.3800	\$134,209,000.00	\$1,416.65	\$134,209,000.00
DE Florida	DE Bus Services	10/26/2016	10/27/2016	1	0.3800	\$1,356,000.00	\$14.31	\$1,356,000.00
DE Indiana	DE Bus Services	10/26/2016	10/27/2016	1	0.3800	\$56,191,000.00	\$593.13	\$56,191,000.00
DE Ohio	DE Bus Services	10/26/2016	10/27/2016	1	0.3800	\$53,158,000.00	\$561.11	\$53,158,000.00
DE Progress	DE Bus Services	10/26/2016	10/27/2016	1	0.3800	\$113,187,000.00	\$1,194.75	\$113,187,000.00
DE Carolinas	DE Bus Services	10/28/2016	10/31/2016	3	0.4000	\$15,018,000.00	\$500.60	\$45,054,000.00
DE Indiana	DE Bus Services	10/28/2016	10/31/2016	3	0.4000	\$5,787,000.00	\$192.90	\$17,361,000.00
DE Ohio	DE Bus Services	10/28/2016	10/31/2016	3	0.4000	\$6,222,000.00	\$207.40	\$18,666,000.00
DE Progress	DE Bus Services	10/28/2016	10/31/2016	3	0.4000	\$11,225,000.00	\$374.17	\$33,675,000.00
DE Carolinas	DE Bus Services	10/31/2016	11/01/2016	1	0.4100	\$39,177,000.00	\$446.18	\$39,177,000.00
DE Indiana	DE Bus Services	10/31/2016	11/01/2016	1	0.4100	\$15,643,000.00	\$178.16	\$15,643,000.00
DE Ohio	DE Bus Services	10/31/2016	11/01/2016	1	0.4100	\$19,040,000.00	\$216.84	\$19,040,000.00
DE Progress	DE Bus Services	10/31/2016	11/01/2016	1	0.4100	\$31,251,000.00	\$355.91	\$31,251,000.00
DE Carolinas	DE Bus Services	11/01/2016	11/02/2016	1	0.4000	\$45,907,000.00	\$510.08	\$45,907,000.00
DE Indiana	DE Bus Services	11/01/2016	11/02/2016	1	0.4000	\$14,999,000.00	\$166.66	\$14,999,000.00
DE Ohio	DE Bus Services	11/01/2016	11/02/2016	1	0.4000	\$19,961,000.00	\$221.79	\$19,961,000.00
DE Progress	DE Bus Services	11/01/2016	11/02/2016	1	0.4000	\$34,009,000.00	\$377.88	\$34,009,000.00

DE Carolinas	DE Bus Services	11/02/2016	11/03/2016	1	0.4000	\$47,669,000.00	\$529.66	\$47,669,000.00
DE Indiana	DE Bus Services	11/02/2016	11/03/2016	1	0.4000	\$15,268,000.00	\$169.64	\$15,268,000.00
DE Ohio	DE Bus Services	11/02/2016	11/03/2016	1	0.4000	\$21,656,000.00	\$240.62	\$21,656,000.00
DE Progress	DE Bus Services	11/02/2016	11/03/2016	1	0.4000	\$34,270,000.00	\$380.78	\$34,270,000.00
DE Carolinas	DE Bus Services	11/03/2016	11/04/2016	1	0.3800	\$57,612,000.00	\$608.13	\$57,612,000.00
DE Indiana	DE Bus Services	11/03/2016	11/04/2016	1	0.3800	\$17,790,000.00	\$187.78	\$17,790,000.00
DE Ohio	DE Bus Services	11/03/2016	11/04/2016	1	0.3800	\$25,764,000.00	\$271.95	\$25,764,000.00
DE Progress	DE Bus Services	11/03/2016	11/04/2016	1	0.3800	\$39,372,000.00	\$415.59	\$39,372,000.00
DE Carolinas	DE Bus Services	11/04/2016	11/07/2016	3	0.3700	\$59,581,000.00	\$1,837.08	\$178,743,000.00
DE Indiana	DE Bus Services	11/04/2016	11/07/2016	3	0.3700	\$21,677,000.00	\$668.37	\$65,031,000.00
DE Kentucky	DE Bus Services	11/04/2016	11/07/2016	3	0.3700	\$336,000.00	\$10.36	\$1,008,000.00
DE Ohio	DE Bus Services	11/04/2016	11/07/2016	3	0.3700	\$22,975,000.00	\$708.40	\$68,925,000.00
DE Progress	DE Bus Services	11/04/2016	11/07/2016	3	0.3700	\$39,230,000.00	\$1,209.59	\$117,690,000.00
DE Carolinas	DE Bus Services	11/07/2016	11/08/2016	1	0.3700	\$66,406,000.00	\$682.51	\$66,406,000.00
DE Indiana	DE Bus Services	11/07/2016	11/08/2016	1	0.3700	\$25,127,000.00	\$258.25	\$25,127,000.00
DE Kentucky	DE Bus Services	11/07/2016	11/08/2016	1	0.3700	\$339,000.00	\$3.48	\$339,000.00
DE Ohio	DE Bus Services	11/07/2016	11/08/2016	1	0.3700	\$25,888,000.00	\$266.07	\$25,888,000.00
DE Progress	DE Bus Services	11/07/2016	11/08/2016	1	0.3700	\$44,230,000.00	\$454.59	\$44,230,000.00
DE Carolinas	DE Bus Services	11/08/2016	11/09/2016	1	0.3700	\$46,729,000.00	\$480.27	\$46,729,000.00
DE Indiana	DE Bus Services	11/08/2016	11/09/2016	1	0.3700	\$32,398,000.00	\$332.98	\$32,398,000.00
DE Kentucky	DE Bus Services	11/08/2016	11/09/2016	1	0.3700	\$691,000.00	\$7.10	\$691,000.00
DE Ohio	DE Bus Services	11/08/2016	11/09/2016	1	0.3700	\$35,677,000.00	\$366.68	\$35,677,000.00
DE Progress	DE Bus Services	11/08/2016	11/09/2016	1	0.3700	\$59,690,000.00	\$613.48	\$59,690,000.00
DE Carolinas	DE Bus Services	11/09/2016	11/10/2016	1	0.3800	\$51,209,000.00	\$540.54	\$51,209,000.00
DE Florida	DE Bus Services	11/09/2016	11/10/2016	1	0.3800	\$671,000.00	\$7.08	\$671,000.00
DE Indiana	DE Bus Services	11/09/2016	11/10/2016	1	0.3800	\$30,113,000.00	\$317.86	\$30,113,000.00
DE Kentucky	DE Bus Services	11/09/2016	11/10/2016	1	0.3800	\$867,000.00	\$9.15	\$867,000.00
DE Ohio	DE Bus Services	11/09/2016	11/10/2016	1	0.3800	\$36,491,000.00	\$385.18	\$36,491,000.00
DE Progress	DE Bus Services	11/09/2016	11/10/2016	1	0.3800	\$61,790,000.00	\$652.23	\$61,790,000.00
DE Carolinas	DE Bus Services	11/10/2016	11/14/2016	4	0.4000	\$52,181,000.00	\$2,319.16	\$208,724,000.00
DE Florida	DE Bus Services	11/10/2016	11/14/2016	4	0.4000	\$1,719,000.00	\$76.40	\$6,876,000.00
DE Indiana	DE Bus Services	11/10/2016	11/14/2016	4	0.4000	\$36,179,000.00	\$1,607.96	\$144,716,000.00
DE Kentucky	DE Bus Services	11/10/2016	11/14/2016	4	0.4000	\$1,147,000.00	\$50.98	\$4,588,000.00
DE Ohio	DE Bus Services	11/10/2016	11/14/2016	4	0.4000	\$44,135,000.00	\$1,961.56	\$176,540,000.00
DE Progress	DE Bus Services	11/10/2016	11/14/2016	4	0.4000	\$71,671,000.00	\$3,185.38	\$286,684,000.00
DE Carolinas	DE Bus Services	11/14/2016	11/15/2016	1	0.4300	\$57,611,000.00	\$688.13	\$57,611,000.00
DE Florida	DE Bus Services	11/14/2016	11/15/2016	1	0.4300	\$3,752,000.00	\$44.82	\$3,752,000.00
DE Indiana	DE Bus Services	11/14/2016	11/15/2016	1	0.4300	\$39,403,000.00	\$470.65	\$39,403,000.00
DE Kentucky	DE Bus Services	11/14/2016	11/15/2016	1	0.4300	\$1,225,000.00	\$14.63	\$1,225,000.00
DE Ohio	DE Bus Services	11/14/2016	11/15/2016	1	0.4300	\$50,851,000.00	\$607.39	\$50,851,000.00

DE Progress	DE Bus Services	11/14/2016	11/15/2016	1	0.4300	\$75,587,000.00	\$902.84	\$75,587,000.00
DE Carolinas	DE Bus Services	11/15/2016	11/16/2016	1	0.4300	\$68,748,000.00	\$821.16	\$68,748,000.00
DE Florida	DE Bus Services	11/15/2016	11/16/2016	1	0.4300	\$9,358,000.00	\$111.78	\$9,358,000.00
DE Indiana	DE Bus Services	11/15/2016	11/16/2016	1	0.4300	\$48,273,000.00	\$576.59	\$48,273,000.00
DE Kentucky	DE Bus Services	11/15/2016	11/16/2016	1	0.4300	\$964,000.00	\$11.51	\$964,000.00
DE Ohio	DE Bus Services	11/15/2016	11/16/2016	1	0.4300	\$78,968,000.00	\$943.23	\$78,968,000.00
DE Progress	DE Bus Services	11/15/2016	11/16/2016	1	0.4300	\$100,887,000.00	\$1,205.04	\$100,887,000.00
DE Carolinas	DE Bus Services	11/16/2016	11/17/2016	1	0.4200	\$70,510,000.00	\$822.62	\$70,510,000.00
DE Florida	DE Bus Services	11/16/2016	11/17/2016	1	0.4200	\$12,553,000.00	\$146.45	\$12,553,000.00
DE Indiana	DE Bus Services	11/16/2016	11/17/2016	1	0.4200	\$49,156,000.00	\$573.49	\$49,156,000.00
DE Kentucky	DE Bus Services	11/16/2016	11/17/2016	1	0.4200	\$1,188,000.00	\$13.86	\$1,188,000.00
DE Ohio	DE Bus Services	11/16/2016	11/17/2016	1	0.4200	\$76,427,000.00	\$891.65	\$76,427,000.00
DE Progress	DE Bus Services	11/16/2016	11/17/2016	1	0.4200	\$101,658,000.00	\$1,186.01	\$101,658,000.00
DE Carolinas	DE Bus Services	11/17/2016	11/18/2016	1	0.4300	\$168,090,000.00	\$2,007.74	\$168,090,000.00
DE Florida	DE Bus Services	11/17/2016	11/18/2016	1	0.4300	\$9,799,000.00	\$117.04	\$9,799,000.00
DE Indiana	DE Bus Services	11/17/2016	11/18/2016	1	0.4300	\$28,870,000.00	\$344.84	\$28,870,000.00
DE Kentucky	DE Bus Services	11/17/2016	11/18/2016	1	0.4300	\$873,000.00	\$10.43	\$873,000.00
DE Ohio	DE Bus Services	11/17/2016	11/18/2016	1	0.4300	\$43,486,000.00	\$519.42	\$43,486,000.00
DE Progress	DE Bus Services	11/17/2016	11/18/2016	1	0.4300	\$64,908,000.00	\$775.29	\$64,908,000.00
DE Carolinas	DE Bus Services	11/18/2016	11/21/2016	3	0.4300	\$172,364,000.00	\$6,176.38	\$172,364,000.00
DE Florida	DE Bus Services	11/18/2016	11/21/2016	3	0.4300	\$4,566,000.00	\$163.62	\$4,566,000.00
DE Indiana	DE Bus Services	11/18/2016	11/21/2016	3	0.4300	\$31,787,000.00	\$1,139.03	\$31,787,000.00
DE Kentucky	DE Bus Services	11/18/2016	11/21/2016	3	0.4300	\$898,000.00	\$32.18	\$898,000.00
DE Ohio	DE Bus Services	11/18/2016	11/21/2016	3	0.4300	\$41,807,000.00	\$1,498.08	\$41,807,000.00
DE Progress	DE Bus Services	11/18/2016	11/21/2016	3	0.4300	\$73,468,000.00	\$2,632.60	\$73,468,000.00
DE Carolinas	DE Bus Services	11/21/2016	11/22/2016	1	0.4500	\$197,653,000.00	\$2,470.66	\$197,653,000.00
DE Indiana	DE Bus Services	11/21/2016	11/22/2016	1	0.4500	\$40,832,000.00	\$510.40	\$40,832,000.00
DE Kentucky	DE Bus Services	11/21/2016	11/22/2016	1	0.4500	\$705,000.00	\$8.81	\$705,000.00
DE Ohio	DE Bus Services	11/21/2016	11/22/2016	1	0.4500	\$37,216,000.00	\$465.20	\$37,216,000.00
DE Progress	DE Bus Services	11/21/2016	11/22/2016	1	0.4500	\$68,290,000.00	\$853.63	\$68,290,000.00
DE Carolinas	DE Bus Services	11/22/2016	11/23/2016	1	0.4500	\$203,468,000.00	\$2,543.35	\$203,468,000.00
DE Indiana	DE Bus Services	11/22/2016	11/23/2016	1	0.4500	\$40,259,000.00	\$503.24	\$40,259,000.00
DE Kentucky	DE Bus Services	11/22/2016	11/23/2016	1	0.4500	\$950,000.00	\$11.88	\$950,000.00
DE Ohio	DE Bus Services	11/22/2016	11/23/2016	1	0.4500	\$37,596,000.00	\$469.95	\$37,596,000.00
DE Progress	DE Bus Services	11/22/2016	11/23/2016	1	0.4500	\$69,150,000.00	\$864.38	\$69,150,000.00
DE Carolinas	DE Bus Services	11/23/2016	11/25/2016	2	0.4900	\$225,106,000.00	\$6,127.89	\$225,106,000.00
DE Indiana	DE Bus Services	11/23/2016	11/25/2016	2	0.4900	\$44,364,000.00	\$1,207.69	\$44,364,000.00
DE Kentucky	DE Bus Services	11/23/2016	11/25/2016	2	0.4900	\$958,000.00	\$26.08	\$958,000.00
DE Ohio	DE Bus Services	11/23/2016	11/25/2016	2	0.4900	\$43,773,000.00	\$1,191.60	\$43,773,000.00
DE Progress	DE Bus Services	11/23/2016	11/25/2016	2	0.4900	\$82,493,000.00	\$2,245.64	\$82,493,000.00

DE Carolinas	DE Bus Services	11/25/2016	11/28/2016	3	0.4900	\$242,960,000.00	\$9,920.87	\$728,880,000.00
DE Indiana	DE Bus Services	11/25/2016	11/28/2016	3	0.4900	\$50,106,000.00	\$2,046.00	\$150,318,000.00
DE Kentucky	DE Bus Services	11/25/2016	11/28/2016	3	0.4900	\$122,000.00	\$4.98	\$366,000.00
DE Ohio	DE Bus Services	11/25/2016	11/28/2016	3	0.4900	\$49,255,000.00	\$2,011.25	\$147,765,000.00
DE Progress	DE Bus Services	11/25/2016	11/28/2016	3	0.4900	\$86,934,000.00	\$3,549.81	\$260,802,000.00
DE Carolinas	DE Bus Services	11/28/2016	11/29/2016	1	0.4800	\$243,269,000.00	\$3,243.59	\$243,269,000.00
DE Indiana	DE Bus Services	11/28/2016	11/29/2016	1	0.4800	\$49,729,000.00	\$663.05	\$49,729,000.00
DE Kentucky	DE Bus Services	11/28/2016	11/29/2016	1	0.4800	\$256,000.00	\$3.41	\$256,000.00
DE Ohio	DE Bus Services	11/28/2016	11/29/2016	1	0.4800	\$50,707,000.00	\$676.09	\$50,707,000.00
DE Progress	DE Bus Services	11/28/2016	11/29/2016	1	0.4800	\$89,682,000.00	\$1,195.76	\$89,682,000.00
DE Carolinas	DE Bus Services	11/29/2016	11/30/2016	1	0.4800	\$3,625,000.00	\$48.33	\$3,625,000.00
DE Indiana	DE Bus Services	11/29/2016	11/30/2016	1	0.4800	\$792,000.00	\$10.56	\$792,000.00
DE Ohio	DE Bus Services	11/29/2016	11/30/2016	1	0.4800	\$608,000.00	\$8.11	\$608,000.00
DE Progress	DE Bus Services	11/29/2016	11/30/2016	1	0.4800	\$694,000.00	\$9.25	\$694,000.00
DE Carolinas	DE Bus Services	11/30/2016	12/01/2016	1	0.5000	\$48,647,000.00	\$675.65	\$48,647,000.00
DE Indiana	DE Bus Services	11/30/2016	12/01/2016	1	0.5000	\$11,062,000.00	\$153.64	\$11,062,000.00
DE Ohio	DE Bus Services	11/30/2016	12/01/2016	1	0.5000	\$9,187,000.00	\$127.60	\$9,187,000.00
DE Progress	DE Bus Services	11/30/2016	12/01/2016	1	0.5000	\$9,450,000.00	\$131.25	\$9,450,000.00
DE Carolinas	DE Bus Services	12/01/2016	12/02/2016	1	0.5000	\$55,348,000.00	\$768.72	\$55,348,000.00
DE Indiana	DE Bus Services	12/01/2016	12/02/2016	1	0.5000	\$12,187,000.00	\$169.26	\$12,187,000.00
DE Ohio	DE Bus Services	12/01/2016	12/02/2016	1	0.5000	\$9,057,000.00	\$125.79	\$9,057,000.00
DE Progress	DE Bus Services	12/01/2016	12/02/2016	1	0.5000	\$9,464,000.00	\$131.44	\$9,464,000.00
DE Carolinas	DE Bus Services	12/02/2016	12/05/2016	3	0.5200	\$59,940,000.00	\$2,597.40	\$179,820,000.00
DE Indiana	DE Bus Services	12/02/2016	12/05/2016	3	0.5200	\$13,209,000.00	\$572.39	\$39,627,000.00
DE Ohio	DE Bus Services	12/02/2016	12/05/2016	3	0.5200	\$10,042,000.00	\$435.15	\$30,126,000.00
DE Progress	DE Bus Services	12/02/2016	12/05/2016	3	0.5200	\$11,191,000.00	\$484.94	\$33,573,000.00
DE Carolinas	DE Bus Services	12/05/2016	12/06/2016	1	0.5200	\$76,414,000.00	\$1,103.76	\$76,414,000.00
DE Indiana	DE Bus Services	12/05/2016	12/06/2016	1	0.5200	\$16,928,000.00	\$244.52	\$16,928,000.00
DE Ohio	DE Bus Services	12/05/2016	12/06/2016	1	0.5200	\$13,452,000.00	\$194.31	\$13,452,000.00
DE Progress	DE Bus Services	12/05/2016	12/06/2016	1	0.5200	\$13,397,000.00	\$193.51	\$13,397,000.00
DE Carolinas	DE Bus Services	12/06/2016	12/07/2016	1	0.5100	\$80,162,000.00	\$1,135.63	\$80,162,000.00
DE Indiana	DE Bus Services	12/06/2016	12/07/2016	1	0.5100	\$18,198,000.00	\$257.81	\$18,198,000.00
DE Kentucky	DE Bus Services	12/06/2016	12/07/2016	1	0.5100	\$169,000.00	\$2.39	\$169,000.00
DE Ohio	DE Bus Services	12/06/2016	12/07/2016	1	0.5100	\$11,819,000.00	\$167.44	\$11,819,000.00
DE Progress	DE Bus Services	12/06/2016	12/07/2016	1	0.5100	\$14,098,000.00	\$199.72	\$14,098,000.00
DE Carolinas	DE Bus Services	12/07/2016	12/08/2016	1	0.5100	\$83,852,000.00	\$1,187.90	\$83,852,000.00
DE Indiana	DE Bus Services	12/07/2016	12/08/2016	1	0.5100	\$19,126,000.00	\$270.95	\$19,126,000.00
DE Kentucky	DE Bus Services	12/07/2016	12/08/2016	1	0.5100	\$285,000.00	\$4.04	\$285,000.00
DE Ohio	DE Bus Services	12/07/2016	12/08/2016	1	0.5100	\$13,205,000.00	\$187.07	\$13,205,000.00
DE Progress	DE Bus Services	12/07/2016	12/08/2016	1	0.5100	\$14,764,000.00	\$209.16	\$14,764,000.00

DE Carolinas	DE Bus Services	12/08/2016	12/09/2016	1	0.4900	\$83,706,000.00	\$1,139.33	\$83,706,000.00
DE Indiana	DE Bus Services	12/08/2016	12/09/2016	1	0.4900	\$19,950,000.00	\$271.54	\$19,950,000.00
DE Kentucky	DE Bus Services	12/08/2016	12/09/2016	1	0.4900	\$364,000.00	\$4.95	\$364,000.00
DE Ohio	DE Bus Services	12/08/2016	12/09/2016	1	0.4900	\$14,076,000.00	\$191.59	\$14,076,000.00
DE Progress	DE Bus Services	12/08/2016	12/09/2016	1	0.4900	\$16,529,000.00	\$224.98	\$16,529,000.00
DE Carolinas	DE Bus Services	12/09/2016	12/12/2016	3	0.4900	\$103,087,000.00	\$4,209.39	\$309,261,000.00
DE Indiana	DE Bus Services	12/09/2016	12/12/2016	3	0.4900	\$19,042,000.00	\$777.55	\$57,126,000.00
DE Kentucky	DE Bus Services	12/09/2016	12/12/2016	3	0.4900	\$344,000.00	\$14.05	\$1,032,000.00
DE Ohio	DE Bus Services	12/09/2016	12/12/2016	3	0.4900	\$18,585,000.00	\$758.89	\$55,755,000.00
DE Progress	DE Bus Services	12/09/2016	12/12/2016	3	0.4900	\$20,357,000.00	\$831.24	\$61,071,000.00
DE Carolinas	DE Bus Services	12/12/2016	12/13/2016	1	0.5500	\$118,056,000.00	\$1,803.63	\$118,056,000.00
DE Indiana	DE Bus Services	12/12/2016	12/13/2016	1	0.5500	\$21,623,000.00	\$330.35	\$21,623,000.00
DE Kentucky	DE Bus Services	12/12/2016	12/13/2016	1	0.5500	\$427,000.00	\$6.52	\$427,000.00
DE Ohio	DE Bus Services	12/12/2016	12/13/2016	1	0.5500	\$21,714,000.00	\$331.74	\$21,714,000.00
DE Progress	DE Bus Services	12/12/2016	12/13/2016	1	0.5500	\$22,518,000.00	\$344.03	\$22,518,000.00
DE Carolinas	DE Bus Services	12/13/2016	12/14/2016	1	0.5900	\$120,485,000.00	\$1,974.62	\$120,485,000.00
DE Indiana	DE Bus Services	12/13/2016	12/14/2016	1	0.5900	\$21,205,000.00	\$347.53	\$21,205,000.00
DE Kentucky	DE Bus Services	12/13/2016	12/14/2016	1	0.5900	\$508,000.00	\$8.33	\$508,000.00
DE Ohio	DE Bus Services	12/13/2016	12/14/2016	1	0.5900	\$24,047,000.00	\$394.10	\$24,047,000.00
DE Progress	DE Bus Services	12/13/2016	12/14/2016	1	0.5900	\$23,531,000.00	\$385.65	\$23,531,000.00
DE Carolinas	DE Bus Services	12/14/2016	12/15/2016	1	0.5900	\$124,192,000.00	\$2,035.37	\$124,192,000.00
DE Indiana	DE Bus Services	12/14/2016	12/15/2016	1	0.5900	\$21,940,000.00	\$359.57	\$21,940,000.00
DE Kentucky	DE Bus Services	12/14/2016	12/15/2016	1	0.5900	\$453,000.00	\$7.42	\$453,000.00
DE Ohio	DE Bus Services	12/14/2016	12/15/2016	1	0.5900	\$25,169,000.00	\$412.49	\$25,169,000.00
DE Progress	DE Bus Services	12/14/2016	12/15/2016	1	0.5900	\$23,835,000.00	\$390.63	\$23,835,000.00
DE Carolinas	DE Bus Services	12/15/2016	12/16/2016	1	0.6200	\$125,839,000.00	\$2,167.23	\$125,839,000.00
DE Indiana	DE Bus Services	12/15/2016	12/16/2016	1	0.6200	\$43,380,000.00	\$747.10	\$43,380,000.00
DE Kentucky	DE Bus Services	12/15/2016	12/16/2016	1	0.6200	\$138,000.00	\$2.38	\$138,000.00
DE Ohio	DE Bus Services	12/15/2016	12/16/2016	1	0.6200	\$47,829,000.00	\$823.72	\$47,829,000.00
DE Progress	DE Bus Services	12/15/2016	12/16/2016	1	0.6200	\$50,212,000.00	\$864.76	\$50,212,000.00
DE Carolinas	DE Bus Services	12/16/2016	12/19/2016	3	0.6300	\$122,412,000.00	\$6,426.63	\$367,236,000.00
DE Indiana	DE Bus Services	12/16/2016	12/19/2016	3	0.6300	\$43,914,000.00	\$2,305.49	\$131,742,000.00
DE Kentucky	DE Bus Services	12/16/2016	12/19/2016	3	0.6300	\$560,000.00	\$29.40	\$1,680,000.00
DE Ohio	DE Bus Services	12/16/2016	12/19/2016	3	0.6300	\$51,492,000.00	\$2,703.33	\$154,476,000.00
DE Progress	DE Bus Services	12/16/2016	12/19/2016	3	0.6300	\$54,737,000.00	\$2,873.69	\$164,211,000.00
DE Carolinas	DE Bus Services	12/19/2016	12/20/2016	1	0.6400	\$130,147,000.00	\$2,313.72	\$130,147,000.00
DE Indiana	DE Bus Services	12/19/2016	12/20/2016	1	0.6400	\$48,043,000.00	\$854.10	\$48,043,000.00
DE Kentucky	DE Bus Services	12/19/2016	12/20/2016	1	0.6400	\$871,000.00	\$15.48	\$871,000.00
DE Ohio	DE Bus Services	12/19/2016	12/20/2016	1	0.6400	\$56,527,000.00	\$1,004.92	\$56,527,000.00
DE Progress	DE Bus Services	12/19/2016	12/20/2016	1	0.6400	\$67,706,000.00	\$1,203.66	\$67,706,000.00

DE Carolinas	DE Bus Services	12/20/2016	12/21/2016	1	0.6400	\$146,747,000.00	\$2,608.84	\$146,747,000.00
DE Indiana	DE Bus Services	12/20/2016	12/21/2016	1	0.6400	\$45,598,000.00	\$810.63	\$45,598,000.00
DE Ohio	DE Bus Services	12/20/2016	12/21/2016	1	0.6400	\$52,207,000.00	\$928.12	\$52,207,000.00
DE Progress	DE Bus Services	12/20/2016	12/21/2016	1	0.6400	\$63,832,000.00	\$1,134.79	\$63,832,000.00
DE Carolinas	DE Bus Services	12/27/2016	12/28/2016	1	0.6100	\$7,894,000.00	\$133.76	\$7,894,000.00
DE Indiana	DE Bus Services	12/27/2016	12/28/2016	1	0.6100	\$5,138,000.00	\$87.06	\$5,138,000.00
DE Ohio	DE Bus Services	12/27/2016	12/28/2016	1	0.6100	\$4,486,000.00	\$76.01	\$4,486,000.00
DE Progress	DE Bus Services	12/27/2016	12/28/2016	1	0.6100	\$11,202,000.00	\$189.81	\$11,202,000.00
DE Carolinas	DE Bus Services	12/28/2016	12/29/2016	1	0.6100	\$11,092,000.00	\$187.95	\$11,092,000.00
DE Indiana	DE Bus Services	12/28/2016	12/29/2016	1	0.6100	\$6,416,000.00	\$108.72	\$6,416,000.00
DE Ohio	DE Bus Services	12/28/2016	12/29/2016	1	0.6100	\$5,699,000.00	\$96.57	\$5,699,000.00
DE Progress	DE Bus Services	12/28/2016	12/29/2016	1	0.6100	\$14,211,000.00	\$240.80	\$14,211,000.00
DE Carolinas	DE Bus Services	12/29/2016	12/30/2016	1	0.5100	\$51,375,000.00	\$727.81	\$51,375,000.00
DE Indiana	DE Bus Services	12/29/2016	12/30/2016	1	0.5100	\$35,635,000.00	\$504.83	\$35,635,000.00
DE Ohio	DE Bus Services	12/29/2016	12/30/2016	1	0.5100	\$33,092,000.00	\$468.80	\$33,092,000.00
DE Progress	DE Bus Services	12/29/2016	12/30/2016	1	0.5100	\$71,613,000.00	\$1,014.52	\$71,613,000.00
DE Carolinas	DE Bus Services	12/30/2016	01/03/2017	1	0.6400	\$29,865,000.00	\$530.93	\$29,865,000.00
DE Indiana	DE Bus Services	12/30/2016	01/03/2017	1	0.6400	\$38,660,000.00	\$687.29	\$38,660,000.00
DE Ohio	DE Bus Services	12/30/2016	01/03/2017	1	0.6400	\$43,716,000.00	\$777.17	\$43,716,000.00
DE Progress	DE Bus Services	12/30/2016	01/03/2017	1	0.6400	\$74,248,000.00	\$1,319.96	\$74,248,000.00
Duke Energy Corp	DE Bus Services	12/30/2016	01/03/2017	1	0.9863	\$73,140,000.00	\$2,003.83	\$73,140,000.00
DE Carolinas	DE Bus Services	12/30/2016	01/03/2017	2	0.6400	\$29,865,000.00	\$1,061.86	\$29,865,000.00
DE Indiana	DE Bus Services	12/30/2016	01/03/2017	2	0.6400	\$38,660,000.00	\$1,374.58	\$38,660,000.00
DE Carolinas	DE Bus Services	01/03/2017	01/04/2017	1	0.6300	\$40,747,000.00	\$713.07	\$40,747,000.00
DE Indiana	DE Bus Services	01/03/2017	01/04/2017	1	0.6300	\$30,395,000.00	\$531.91	\$30,395,000.00
DE Carolinas	DE Bus Services	01/04/2017	01/05/2017	1	0.6400	\$60,235,000.00	\$1,070.84	\$60,235,000.00
DE Indiana	DE Bus Services	01/04/2017	01/05/2017	1	0.6400	\$34,645,000.00	\$615.91	\$34,645,000.00
DE Carolinas	DE Bus Services	01/05/2017	01/06/2017	1	0.6300	\$54,202,000.00	\$948.54	\$54,202,000.00
DE Indiana	DE Bus Services	01/05/2017	01/06/2017	1	0.6300	\$39,790,000.00	\$696.33	\$39,790,000.00
DE Carolinas	DE Bus Services	01/06/2017	01/09/2017	3	0.6200	\$39,563,000.00	\$2,044.09	\$118,689,000.00
DE Florida	DE Bus Services	01/06/2017	01/09/2017	3	0.6200	\$148,334,000.00	\$7,663.92	\$445,002,000.00
DE Indiana	DE Bus Services	01/06/2017	01/09/2017	3	0.6200	\$35,660,000.00	\$1,842.43	\$106,980,000.00
DE Carolinas	DE Bus Services	01/09/2017	01/10/2017	1	0.6100	\$43,643,000.00	\$739.51	\$43,643,000.00
DE Florida	DE Bus Services	01/09/2017	01/10/2017	1	0.6100	\$160,362,000.00	\$2,717.25	\$160,362,000.00
DE Indiana	DE Bus Services	01/09/2017	01/10/2017	1	0.6100	\$37,314,000.00	\$632.27	\$37,314,000.00
DE Carolinas	DE Bus Services	01/10/2017	01/11/2017	1	0.6100	\$46,783,000.00	\$792.71	\$46,783,000.00
DE Florida	DE Bus Services	01/10/2017	01/11/2017	1	0.6100	\$162,497,000.00	\$2,753.42	\$162,497,000.00
DE Indiana	DE Bus Services	01/10/2017	01/11/2017	1	0.6100	\$38,631,000.00	\$654.58	\$38,631,000.00
DE Carolinas	DE Bus Services	01/11/2017	01/12/2017	1	0.6300	\$49,411,000.00	\$864.69	\$49,411,000.00
DE Florida	DE Bus Services	01/11/2017	01/12/2017	1	0.6300	\$171,597,000.00	\$3,002.95	\$171,597,000.00

DE Indiana	DE Bus Services	01/11/2017	01/12/2017	1	0.6300	\$43,167,000.00	\$755.42	\$43,167,000.00
DE Carolinas	DE Bus Services	01/12/2017	01/13/2017	1	0.5800	\$52,927,000.00	\$852.71	\$52,927,000.00
DE Florida	DE Bus Services	01/12/2017	01/13/2017	1	0.5800	\$176,652,000.00	\$2,846.06	\$176,652,000.00
DE Indiana	DE Bus Services	01/12/2017	01/13/2017	1	0.5800	\$45,295,000.00	\$729.75	\$45,295,000.00
DE Carolinas	DE Bus Services	01/13/2017	01/17/2017	4	0.6400	\$39,440,000.00	\$2,804.62	\$157,760,000.00
DE Florida	DE Bus Services	01/13/2017	01/17/2017	4	0.6400	\$210,050,000.00	\$14,936.89	\$840,200,000.00
DE Indiana	DE Bus Services	01/13/2017	01/17/2017	4	0.6400	\$54,275,000.00	\$3,859.56	\$217,100,000.00
DE Carolinas	DE Bus Services	01/17/2017	01/18/2017	1	0.6400	\$4,967,000.00	\$88.30	\$4,967,000.00
DE Florida	DE Bus Services	01/17/2017	01/18/2017	1	0.6400	\$266,793,000.00	\$4,742.99	\$266,793,000.00
DE Indiana	DE Bus Services	01/17/2017	01/18/2017	1	0.6400	\$53,216,000.00	\$946.06	\$53,216,000.00
DE Carolinas	DE Bus Services	01/18/2017	01/19/2017	1	0.6300	\$14,932,000.00	\$261.31	\$14,932,000.00
DE Florida	DE Bus Services	01/18/2017	01/19/2017	1	0.6300	\$253,911,000.00	\$4,443.44	\$253,911,000.00
DE Indiana	DE Bus Services	01/18/2017	01/19/2017	1	0.6300	\$54,246,000.00	\$949.31	\$54,246,000.00
DE Carolinas	DE Bus Services	01/19/2017	01/20/2017	1	0.6300	\$25,731,000.00	\$450.29	\$25,731,000.00
DE Florida	DE Bus Services	01/19/2017	01/20/2017	1	0.6300	\$250,367,000.00	\$4,381.42	\$250,367,000.00
DE Indiana	DE Bus Services	01/19/2017	01/20/2017	1	0.6300	\$66,129,000.00	\$1,157.26	\$66,129,000.00
DE Carolinas	DE Bus Services	01/20/2017	01/23/2017	3	0.6200	\$47,875,000.00	\$2,473.54	\$143,625,000.00
DE Florida	DE Bus Services	01/20/2017	01/23/2017	3	0.6200	\$275,461,000.00	\$14,232.15	\$826,383,000.00
DE Indiana	DE Bus Services	01/20/2017	01/23/2017	3	0.6200	\$82,798,000.00	\$4,277.90	\$248,394,000.00
DE Carolinas	DE Bus Services	01/23/2017	01/24/2017	1	0.6300	\$41,588,000.00	\$727.79	\$41,588,000.00
DE Florida	DE Bus Services	01/23/2017	01/24/2017	1	0.6300	\$288,128,000.00	\$5,042.24	\$288,128,000.00
DE Indiana	DE Bus Services	01/23/2017	01/24/2017	1	0.6300	\$87,982,000.00	\$1,539.69	\$87,982,000.00
DE Florida	DE Bus Services	01/25/2017	01/26/2017	1	0.6200	\$4,309,000.00	\$74.21	\$4,309,000.00
DE Indiana	DE Bus Services	01/25/2017	01/26/2017	1	0.6200	\$879,000.00	\$15.14	\$879,000.00
DE Florida	DE Bus Services	01/26/2017	01/27/2017	1	0.6000	\$8,264,000.00	\$137.73	\$8,264,000.00
DE Indiana	DE Bus Services	01/26/2017	01/27/2017	1	0.6000	\$2,035,000.00	\$33.92	\$2,035,000.00
DE Florida	DE Bus Services	01/27/2017	01/30/2017	3	0.5900	\$31,602,000.00	\$1,553.77	\$94,806,000.00
DE Indiana	DE Bus Services	01/27/2017	01/30/2017	3	0.5900	\$8,061,000.00	\$396.33	\$24,183,000.00
DE Florida	DE Bus Services	01/30/2017	01/31/2017	1	0.6200	\$46,646,000.00	\$803.35	\$46,646,000.00
DE Indiana	DE Bus Services	01/30/2017	01/31/2017	1	0.6200	\$12,115,000.00	\$208.65	\$12,115,000.00
DE Florida	DE Bus Services	01/31/2017	02/01/2017	1	0.6100	\$76,337,000.00	\$1,293.49	\$76,337,000.00
DE Indiana	DE Bus Services	01/31/2017	02/01/2017	1	0.6100	\$21,449,000.00	\$363.44	\$21,449,000.00
DE Florida	DE Bus Services	02/01/2017	02/02/2017	1	0.6100	\$78,957,000.00	\$1,337.88	\$78,957,000.00
DE Indiana	DE Bus Services	02/01/2017	02/02/2017	1	0.6100	\$22,068,000.00	\$373.93	\$22,068,000.00
DE Florida	DE Bus Services	02/02/2017	02/03/2017	1	0.6400	\$89,630,000.00	\$1,593.42	\$89,630,000.00
DE Indiana	DE Bus Services	02/02/2017	02/03/2017	1	0.6400	\$26,334,000.00	\$468.16	\$26,334,000.00
DE Florida	DE Bus Services	02/03/2017	02/06/2017	3	0.5600	\$108,729,000.00	\$5,074.02	\$326,187,000.00
DE Indiana	DE Bus Services	02/03/2017	02/06/2017	3	0.5600	\$30,555,000.00	\$1,425.90	\$91,665,000.00
DE Florida	DE Bus Services	02/06/2017	02/07/2017	1	0.6100	\$139,679,000.00	\$2,366.78	\$139,679,000.00
DE Indiana	DE Bus Services	02/06/2017	02/07/2017	1	0.6100	\$42,310,000.00	\$716.92	\$42,310,000.00

DE Florida	DE Bus Services	02/07/2017	02/08/2017	1	0.6400	\$139,421,000.00	\$2,478.60	\$139,421,000.00
DE Indiana	DE Bus Services	02/07/2017	02/08/2017	1	0.6400	\$40,524,000.00	\$720.43	\$40,524,000.00
DE Florida	DE Bus Services	02/08/2017	02/09/2017	1	0.5700	\$136,378,000.00	\$2,159.32	\$136,378,000.00
DE Indiana	DE Bus Services	02/08/2017	02/09/2017	1	0.5700	\$41,044,000.00	\$649.86	\$41,044,000.00
DE Florida	DE Bus Services	02/09/2017	02/10/2017	1	0.6300	\$138,375,000.00	\$2,421.56	\$138,375,000.00
DE Indiana	DE Bus Services	02/09/2017	02/10/2017	1	0.6300	\$36,469,000.00	\$638.21	\$36,469,000.00
DE Florida	DE Bus Services	02/10/2017	02/13/2017	3	0.6200	\$137,627,000.00	\$7,110.73	\$412,881,000.00
DE Indiana	DE Bus Services	02/10/2017	02/13/2017	3	0.6200	\$39,240,000.00	\$2,027.40	\$117,720,000.00
DE Florida	DE Bus Services	02/13/2017	02/14/2017	1	0.6300	\$148,181,000.00	\$2,593.17	\$148,181,000.00
DE Indiana	DE Bus Services	02/13/2017	02/14/2017	1	0.6300	\$43,568,000.00	\$762.44	\$43,568,000.00
DE Florida	DE Bus Services	02/14/2017	02/15/2017	1	0.6200	\$149,771,000.00	\$2,579.39	\$149,771,000.00
DE Indiana	DE Bus Services	02/14/2017	02/15/2017	1	0.6200	\$43,602,000.00	\$750.92	\$43,602,000.00
DE Florida	DE Bus Services	02/15/2017	02/16/2017	1	0.6200	\$195,980,000.00	\$3,375.21	\$195,980,000.00
DE Indiana	DE Bus Services	02/15/2017	02/16/2017	1	0.6200	\$52,657,000.00	\$906.87	\$52,657,000.00
DE Florida	DE Bus Services	02/16/2017	02/17/2017	1	0.6000	\$188,483,000.00	\$3,141.38	\$188,483,000.00
DE Indiana	DE Bus Services	02/16/2017	02/17/2017	1	0.6000	\$56,559,000.00	\$942.65	\$56,559,000.00
DE Florida	DE Bus Services	02/17/2017	02/21/2017	4	0.6000	\$208,328,000.00	\$13,888.53	\$833,312,000.00
DE Indiana	DE Bus Services	02/17/2017	02/21/2017	4	0.6000	\$63,269,000.00	\$4,217.93	\$253,076,000.00
DE Florida	DE Bus Services	02/21/2017	02/22/2017	1	0.6300	\$252,520,000.00	\$4,419.10	\$252,520,000.00
DE Indiana	DE Bus Services	02/21/2017	02/22/2017	1	0.6300	\$92,807,000.00	\$1,624.12	\$92,807,000.00
DE Florida	DE Bus Services	02/22/2017	02/23/2017	1	0.6100	\$252,214,000.00	\$4,273.63	\$252,214,000.00
DE Indiana	DE Bus Services	02/22/2017	02/23/2017	1	0.6100	\$98,329,000.00	\$1,666.13	\$98,329,000.00
DE Florida	DE Bus Services	02/23/2017	02/24/2017	1	0.6500	\$238,943,000.00	\$4,314.25	\$238,943,000.00
DE Indiana	DE Bus Services	02/23/2017	02/24/2017	1	0.6500	\$95,739,000.00	\$1,728.62	\$95,739,000.00
DE Florida	DE Bus Services	02/24/2017	02/27/2017	3	0.6500	\$73,335,000.00	\$3,972.31	\$220,005,000.00
DE Indiana	DE Bus Services	02/24/2017	02/27/2017	3	0.6500	\$24,253,000.00	\$1,313.70	\$72,759,000.00
DE Florida	DE Bus Services	02/27/2017	02/28/2017	1	0.6200	\$119,378,000.00	\$2,055.95	\$119,378,000.00
DE Indiana	DE Bus Services	02/27/2017	02/28/2017	1	0.6200	\$48,490,000.00	\$835.11	\$48,490,000.00
DE Florida	DE Bus Services	02/28/2017	03/01/2017	1	0.6200	\$153,877,000.00	\$2,650.10	\$153,877,000.00
DE Indiana	DE Bus Services	02/28/2017	03/01/2017	1	0.6200	\$59,115,000.00	\$1,018.09	\$59,115,000.00
DE Florida	DE Bus Services	03/01/2017	03/02/2017	1	0.6500	\$155,932,000.00	\$2,815.44	\$155,932,000.00
DE Indiana	DE Bus Services	03/01/2017	03/02/2017	1	0.6500	\$71,843,000.00	\$1,297.17	\$71,843,000.00
DE Florida	DE Bus Services	03/02/2017	03/03/2017	1	0.6400	\$159,171,000.00	\$2,829.71	\$159,171,000.00
DE Indiana	DE Bus Services	03/02/2017	03/03/2017	1	0.6400	\$73,111,000.00	\$1,299.75	\$73,111,000.00
DE Florida	DE Bus Services	03/03/2017	03/06/2017	3	0.6400	\$192,754,000.00	\$10,280.21	\$578,262,000.00
DE Indiana	DE Bus Services	03/03/2017	03/06/2017	3	0.6400	\$92,877,000.00	\$4,953.44	\$278,631,000.00
DE Florida	DE Bus Services	03/06/2017	03/07/2017	1	0.6600	\$149,182,000.00	\$2,735.00	\$149,182,000.00
DE Indiana	DE Bus Services	03/06/2017	03/07/2017	1	0.6600	\$83,387,000.00	\$1,528.76	\$83,387,000.00
DE Florida	DE Bus Services	03/07/2017	03/08/2017	1	0.6600	\$165,289,000.00	\$3,030.30	\$165,289,000.00
DE Indiana	DE Bus Services	03/07/2017	03/08/2017	1	0.6600	\$91,649,000.00	\$1,680.23	\$91,649,000.00

DE Florida	DE Bus Services	03/08/2017	03/09/2017	1	0.6700	\$176,286,000.00	\$3,280.88	\$176,286,000.00
DE Indiana	DE Bus Services	03/08/2017	03/09/2017	1	0.6700	\$102,255,000.00	\$1,903.08	\$102,255,000.00
DE Kentucky	DE Bus Services	03/08/2017	03/09/2017	1	0.6700	\$11,000.00	\$0.20	\$11,000.00
DE Florida	DE Bus Services	03/09/2017	03/10/2017	1	0.6800	\$191,883,000.00	\$3,624.46	\$191,883,000.00
DE Indiana	DE Bus Services	03/09/2017	03/10/2017	1	0.6800	\$101,710,000.00	\$1,921.19	\$101,710,000.00
DE Kentucky	DE Bus Services	03/09/2017	03/10/2017	1	0.6800	\$443,000.00	\$8.37	\$443,000.00
DE Florida	DE Bus Services	03/10/2017	03/13/2017	3	0.7000	\$149,605,000.00	\$8,726.96	\$448,815,000.00
DE Indiana	DE Bus Services	03/10/2017	03/13/2017	3	0.7000	\$84,774,000.00	\$4,945.15	\$254,322,000.00
DE Florida	DE Bus Services	03/13/2017	03/14/2017	1	0.7000	\$161,104,000.00	\$3,132.58	\$161,104,000.00
DE Indiana	DE Bus Services	03/13/2017	03/14/2017	1	0.7000	\$91,945,000.00	\$1,787.82	\$91,945,000.00
DE Kentucky	DE Bus Services	03/13/2017	03/14/2017	1	0.7000	\$192,000.00	\$3.73	\$192,000.00
DE Florida	DE Bus Services	03/14/2017	03/15/2017	1	0.7300	\$177,908,000.00	\$3,607.58	\$177,908,000.00
DE Indiana	DE Bus Services	03/14/2017	03/15/2017	1	0.7300	\$95,778,000.00	\$1,942.17	\$95,778,000.00
DE Kentucky	DE Bus Services	03/14/2017	03/15/2017	1	0.7300	\$930,000.00	\$18.86	\$930,000.00
DE Florida	DE Bus Services	03/15/2017	03/16/2017	1	0.7600	\$184,343,000.00	\$3,891.69	\$184,343,000.00
DE Indiana	DE Bus Services	03/15/2017	03/16/2017	1	0.7600	\$107,076,000.00	\$2,260.49	\$107,076,000.00
DE Florida	DE Bus Services	03/16/2017	03/17/2017	1	0.7600	\$200,115,000.00	\$4,224.65	\$200,115,000.00
DE Indiana	DE Bus Services	03/16/2017	03/17/2017	1	0.7600	\$116,264,000.00	\$2,454.46	\$116,264,000.00
DE Kentucky	DE Bus Services	03/16/2017	03/17/2017	1	0.7600	\$570,000.00	\$12.03	\$570,000.00
DE Florida	DE Bus Services	03/17/2017	03/20/2017	3	0.8000	\$208,730,000.00	\$13,915.33	\$626,190,000.00
DE Indiana	DE Bus Services	03/17/2017	03/20/2017	3	0.8000	\$120,903,000.00	\$8,060.20	\$362,709,000.00
DE Kentucky	DE Bus Services	03/17/2017	03/20/2017	3	0.8000	\$1,414,000.00	\$94.27	\$4,242,000.00
DE Florida	DE Bus Services	03/20/2017	03/21/2017	1	0.8000	\$178,818,000.00	\$3,973.73	\$178,818,000.00
DE Indiana	DE Bus Services	03/20/2017	03/21/2017	1	0.8000	\$125,569,000.00	\$2,790.42	\$125,569,000.00
DE Kentucky	DE Bus Services	03/20/2017	03/21/2017	1	0.8000	\$342,000.00	\$7.60	\$342,000.00
DE Florida	DE Bus Services	03/21/2017	03/22/2017	1	0.8200	\$197,754,000.00	\$4,504.40	\$197,754,000.00
DE Indiana	DE Bus Services	03/21/2017	03/22/2017	1	0.8200	\$139,637,000.00	\$3,180.62	\$139,637,000.00
DE Kentucky	DE Bus Services	03/21/2017	03/22/2017	1	0.8200	\$1,619,000.00	\$36.88	\$1,619,000.00
DE Florida	DE Bus Services	03/22/2017	03/23/2017	1	0.8100	\$210,089,000.00	\$4,727.00	\$210,089,000.00
DE Indiana	DE Bus Services	03/22/2017	03/23/2017	1	0.8100	\$152,964,000.00	\$3,441.69	\$152,964,000.00
DE Kentucky	DE Bus Services	03/22/2017	03/23/2017	1	0.8100	\$2,402,000.00	\$54.05	\$2,402,000.00
DE Florida	DE Bus Services	03/23/2017	03/24/2017	1	0.8400	\$98,981,000.00	\$2,309.56	\$98,981,000.00
DE Indiana	DE Bus Services	03/23/2017	03/24/2017	1	0.8400	\$61,539,000.00	\$1,435.91	\$61,539,000.00
DE Florida	DE Bus Services	03/24/2017	03/27/2017	3	0.8500	\$100,526,000.00	\$7,120.59	\$301,578,000.00
DE Indiana	DE Bus Services	03/24/2017	03/27/2017	3	0.8500	\$58,296,000.00	\$4,129.30	\$174,888,000.00
DE Florida	DE Bus Services	03/27/2017	03/28/2017	1	0.8600	\$88,529,000.00	\$2,114.86	\$88,529,000.00
DE Indiana	DE Bus Services	03/27/2017	03/28/2017	1	0.8600	\$57,561,000.00	\$1,375.07	\$57,561,000.00
DE Florida	DE Bus Services	03/28/2017	03/29/2017	1	0.8600	\$89,389,000.00	\$2,135.40	\$89,389,000.00
DE Indiana	DE Bus Services	03/28/2017	03/29/2017	1	0.8600	\$65,879,000.00	\$1,573.78	\$65,879,000.00
DE Florida	DE Bus Services	03/29/2017	03/30/2017	1	0.8500	\$96,684,000.00	\$2,282.82	\$96,684,000.00

DE Indiana	DE Bus Services	03/29/2017	03/30/2017	1	0.8500	\$69,522,000.00	\$1,641.49	\$69,522,000.00
DE Florida	DE Bus Services	03/30/2017	03/31/2017	1	0.8600	\$101,551,000.00	\$2,425.94	\$101,551,000.00
DE Indiana	DE Bus Services	03/30/2017	03/31/2017	1	0.8600	\$68,675,000.00	\$1,640.57	\$68,675,000.00
DE Florida	DE Bus Services	03/31/2017	04/03/2017	3	0.8600	\$108,958,000.00	\$7,808.66	\$326,874,000.00
DE Indiana	DE Bus Services	03/31/2017	04/03/2017	3	0.8600	\$73,926,000.00	\$5,298.03	\$221,778,000.00
DE Florida	DE Bus Services	04/03/2017	04/04/2017	1	0.8300	\$90,027,000.00	\$2,075.62	\$90,027,000.00
DE Indiana	DE Bus Services	04/03/2017	04/04/2017	1	0.8300	\$60,939,000.00	\$1,404.98	\$60,939,000.00
DE Florida	DE Bus Services	04/04/2017	04/05/2017	1	0.8200	\$99,896,000.00	\$2,275.41	\$99,896,000.00
DE Indiana	DE Bus Services	04/04/2017	04/05/2017	1	0.8200	\$63,884,000.00	\$1,455.14	\$63,884,000.00
DE Florida	DE Bus Services	04/05/2017	04/06/2017	1	0.8200	\$107,093,000.00	\$2,439.34	\$107,093,000.00
DE Indiana	DE Bus Services	04/05/2017	04/06/2017	1	0.8200	\$68,845,000.00	\$1,568.14	\$68,845,000.00
DE Florida	DE Bus Services	04/06/2017	04/07/2017	1	0.8400	\$116,060,000.00	\$2,708.07	\$116,060,000.00
DE Indiana	DE Bus Services	04/06/2017	04/07/2017	1	0.8400	\$79,502,000.00	\$1,855.05	\$79,502,000.00
DE Kentucky	DE Bus Services	04/06/2017	04/07/2017	1	0.8400	\$472,000.00	\$11.01	\$472,000.00
DE Florida	DE Bus Services	04/07/2017	04/10/2017	3	0.8400	\$121,566,000.00	\$8,509.62	\$364,698,000.00
DE Indiana	DE Bus Services	04/07/2017	04/10/2017	3	0.8400	\$75,518,000.00	\$5,286.26	\$226,554,000.00
DE Kentucky	DE Bus Services	04/07/2017	04/10/2017	3	0.8400	\$717,000.00	\$50.19	\$2,151,000.00
DE Florida	DE Bus Services	04/10/2017	04/11/2017	1	0.8300	\$122,168,000.00	\$2,816.65	\$122,168,000.00
DE Indiana	DE Bus Services	04/10/2017	04/11/2017	1	0.8300	\$78,322,000.00	\$1,805.76	\$78,322,000.00
DE Kentucky	DE Bus Services	04/10/2017	04/11/2017	1	0.8300	\$107,000.00	\$2.47	\$107,000.00
DE Florida	DE Bus Services	04/11/2017	04/12/2017	1	0.8400	\$128,710,000.00	\$3,003.23	\$128,710,000.00
DE Indiana	DE Bus Services	04/11/2017	04/12/2017	1	0.8400	\$80,136,000.00	\$1,869.84	\$80,136,000.00
DE Kentucky	DE Bus Services	04/11/2017	04/12/2017	1	0.8400	\$470,000.00	\$10.97	\$470,000.00
DE Florida	DE Bus Services	04/12/2017	04/13/2017	1	0.8400	\$134,935,000.00	\$3,148.48	\$134,935,000.00
DE Indiana	DE Bus Services	04/12/2017	04/13/2017	1	0.8400	\$26,008,000.00	\$606.85	\$26,008,000.00
DE Kentucky	DE Bus Services	04/12/2017	04/13/2017	1	0.8400	\$796,000.00	\$18.57	\$796,000.00
DE Florida	DE Bus Services	04/13/2017	04/14/2017	1	0.8700	\$121,208,000.00	\$2,929.19	\$121,208,000.00
DE Indiana	DE Bus Services	04/13/2017	04/14/2017	1	0.8700	\$21,656,000.00	\$523.35	\$21,656,000.00
DE Florida	DE Bus Services	04/14/2017	04/17/2017	3	0.8700	\$127,920,000.00	\$9,274.20	\$383,760,000.00
DE Indiana	DE Bus Services	04/14/2017	04/17/2017	3	0.8700	\$24,997,000.00	\$1,812.28	\$74,991,000.00
DE Kentucky	DE Bus Services	04/14/2017	04/17/2017	3	0.8700	\$234,000.00	\$16.97	\$702,000.00
DE Florida	DE Bus Services	04/17/2017	04/18/2017	1	0.8600	\$130,020,000.00	\$3,106.03	\$130,020,000.00
DE Indiana	DE Bus Services	04/17/2017	04/18/2017	1	0.8600	\$23,113,000.00	\$552.14	\$23,113,000.00
DE Kentucky	DE Bus Services	04/17/2017	04/18/2017	1	0.8600	\$531,000.00	\$12.69	\$531,000.00
DE Florida	DE Bus Services	04/18/2017	04/19/2017	1	0.9000	\$130,526,000.00	\$3,263.15	\$130,526,000.00
DE Indiana	DE Bus Services	04/18/2017	04/19/2017	1	0.9000	\$25,537,000.00	\$638.43	\$25,537,000.00
DE Kentucky	DE Bus Services	04/18/2017	04/19/2017	1	0.9000	\$1,342,000.00	\$33.55	\$1,342,000.00
DE Florida	DE Bus Services	04/19/2017	04/20/2017	1	0.8800	\$141,223,000.00	\$3,452.12	\$141,223,000.00
DE Indiana	DE Bus Services	04/19/2017	04/20/2017	1	0.8800	\$32,166,000.00	\$786.28	\$32,166,000.00
DE Kentucky	DE Bus Services	04/19/2017	04/20/2017	1	0.8800	\$2,213,000.00	\$54.10	\$2,213,000.00

DE Florida	DE Bus Services	04/20/2017	04/21/2017	1	0.8700	\$133,557,000.00	\$3,227.63	\$133,557,000.00
DE Indiana	DE Bus Services	04/20/2017	04/21/2017	1	0.8700	\$37,558,000.00	\$907.65	\$37,558,000.00
DE Kentucky	DE Bus Services	04/20/2017	04/21/2017	1	0.8700	\$1,527,000.00	\$36.90	\$1,527,000.00
DE Florida	DE Bus Services	04/21/2017	04/24/2017	3	0.8600	\$143,229,000.00	\$10,264.75	\$429,687,000.00
DE Indiana	DE Bus Services	04/21/2017	04/24/2017	3	0.8600	\$41,042,000.00	\$2,941.34	\$123,126,000.00
DE Kentucky	DE Bus Services	04/21/2017	04/24/2017	3	0.8600	\$2,092,000.00	\$149.93	\$6,276,000.00
DE Florida	DE Bus Services	04/24/2017	04/25/2017	1	0.8800	\$149,791,000.00	\$3,661.56	\$149,791,000.00
DE Indiana	DE Bus Services	04/24/2017	04/25/2017	1	0.8800	\$35,879,000.00	\$877.04	\$35,879,000.00
DE Kentucky	DE Bus Services	04/24/2017	04/25/2017	1	0.8800	\$2,189,000.00	\$53.51	\$2,189,000.00
DE Florida	DE Bus Services	04/25/2017	04/26/2017	1	0.8800	\$136,269,000.00	\$3,331.02	\$136,269,000.00
DE Indiana	DE Bus Services	04/25/2017	04/26/2017	1	0.8800	\$35,062,000.00	\$857.07	\$35,062,000.00
DE Kentucky	DE Bus Services	04/25/2017	04/26/2017	1	0.8800	\$1,427,000.00	\$34.88	\$1,427,000.00
DE Florida	DE Bus Services	04/26/2017	04/27/2017	1	0.8300	\$24,702,000.00	\$569.52	\$24,702,000.00
DE Indiana	DE Bus Services	04/26/2017	04/27/2017	1	0.8300	\$2,649,000.00	\$61.07	\$2,649,000.00
DE Florida	DE Bus Services	04/27/2017	04/28/2017	1	0.8800	\$29,143,000.00	\$712.38	\$29,143,000.00
DE Indiana	DE Bus Services	04/27/2017	04/28/2017	1	0.8800	\$3,779,000.00	\$92.38	\$3,779,000.00
DE Florida	DE Bus Services	04/28/2017	05/01/2017	3	0.8100	\$36,660,000.00	\$2,474.55	\$109,980,000.00
DE Indiana	DE Bus Services	04/28/2017	05/01/2017	3	0.8100	\$4,814,000.00	\$324.95	\$14,442,000.00
DE Florida	DE Bus Services	05/01/2017	05/02/2017	1	0.8400	\$40,610,000.00	\$947.57	\$40,610,000.00
DE Indiana	DE Bus Services	05/01/2017	05/02/2017	1	0.8400	\$4,865,000.00	\$113.52	\$4,865,000.00
DE Florida	DE Bus Services	05/02/2017	05/03/2017	1	0.8700	\$45,655,000.00	\$1,103.33	\$45,655,000.00
DE Indiana	DE Bus Services	05/02/2017	05/03/2017	1	0.8700	\$7,042,000.00	\$170.18	\$7,042,000.00
DE Florida	DE Bus Services	05/03/2017	05/04/2017	1	0.8300	\$51,062,000.00	\$1,177.26	\$51,062,000.00
DE Indiana	DE Bus Services	05/03/2017	05/04/2017	1	0.8300	\$9,357,000.00	\$215.73	\$9,357,000.00
DE Florida	DE Bus Services	05/04/2017	05/05/2017	1	0.8300	\$56,036,000.00	\$1,291.94	\$56,036,000.00
DE Indiana	DE Bus Services	05/04/2017	05/05/2017	1	0.8300	\$15,063,000.00	\$347.29	\$15,063,000.00
DE Florida	DE Bus Services	05/05/2017	05/08/2017	3	0.9100	\$59,608,000.00	\$4,520.27	\$178,824,000.00
DE Indiana	DE Bus Services	05/05/2017	05/08/2017	3	0.9100	\$15,787,000.00	\$1,197.18	\$47,361,000.00
DE Florida	DE Bus Services	05/08/2017	05/09/2017	1	0.8800	\$63,905,000.00	\$1,562.12	\$63,905,000.00
DE Indiana	DE Bus Services	05/08/2017	05/09/2017	1	0.8800	\$16,007,000.00	\$391.28	\$16,007,000.00
DE Florida	DE Bus Services	05/09/2017	05/10/2017	1	0.8500	\$69,504,000.00	\$1,641.07	\$69,504,000.00
DE Indiana	DE Bus Services	05/09/2017	05/10/2017	1	0.8500	\$13,749,000.00	\$324.63	\$13,749,000.00
DE Florida	DE Bus Services	05/10/2017	05/11/2017	1	0.8500	\$74,891,000.00	\$1,768.26	\$74,891,000.00
DE Indiana	DE Bus Services	05/10/2017	05/11/2017	1	0.8500	\$17,143,000.00	\$404.77	\$17,143,000.00
DE Florida	DE Bus Services	05/11/2017	05/12/2017	1	0.8600	\$81,192,000.00	\$1,939.59	\$81,192,000.00
DE Indiana	DE Bus Services	05/11/2017	05/12/2017	1	0.8600	\$18,535,000.00	\$442.78	\$18,535,000.00
DE Florida	DE Bus Services	05/12/2017	05/15/2017	3	0.8200	\$86,719,000.00	\$5,925.80	\$260,157,000.00
DE Indiana	DE Bus Services	05/12/2017	05/15/2017	3	0.8200	\$17,550,000.00	\$1,199.25	\$52,650,000.00
DE Florida	DE Bus Services	05/15/2017	05/16/2017	1	0.8400	\$85,190,000.00	\$1,987.77	\$85,190,000.00
DE Indiana	DE Bus Services	05/15/2017	05/16/2017	1	0.8400	\$12,962,000.00	\$302.45	\$12,962,000.00

DE Florida	DE Bus Services	05/16/2017	05/17/2017	1	0.8300	\$96,937,000.00	\$2,234.94	\$96,937,000.00
DE Indiana	DE Bus Services	05/16/2017	05/17/2017	1	0.8300	\$14,427,000.00	\$332.62	\$14,427,000.00
DE Florida	DE Bus Services	05/17/2017	05/18/2017	1	0.8300	\$114,078,000.00	\$2,630.13	\$114,078,000.00
DE Indiana	DE Bus Services	05/17/2017	05/18/2017	1	0.8300	\$16,979,000.00	\$391.46	\$16,979,000.00
DE Florida	DE Bus Services	05/18/2017	05/19/2017	1	0.8300	\$119,868,000.00	\$2,763.62	\$119,868,000.00
DE Indiana	DE Bus Services	05/18/2017	05/19/2017	1	0.8300	\$17,913,000.00	\$412.99	\$17,913,000.00
DE Florida	DE Bus Services	05/19/2017	05/22/2017	3	0.8900	\$125,712,000.00	\$9,323.64	\$377,136,000.00
DE Indiana	DE Bus Services	05/19/2017	05/22/2017	3	0.8900	\$16,869,000.00	\$1,251.12	\$50,607,000.00
DE Florida	DE Bus Services	05/22/2017	05/23/2017	1	0.8900	\$114,057,000.00	\$2,819.74	\$114,057,000.00
DE Indiana	DE Bus Services	05/22/2017	05/23/2017	1	0.8900	\$24,281,000.00	\$600.28	\$24,281,000.00
DE Florida	DE Bus Services	05/23/2017	05/24/2017	1	0.8500	\$124,782,000.00	\$2,946.24	\$124,782,000.00
DE Indiana	DE Bus Services	05/23/2017	05/24/2017	1	0.8500	\$26,892,000.00	\$634.95	\$26,892,000.00
DE Florida	DE Bus Services	05/24/2017	05/25/2017	1	0.8500	\$23,537,000.00	\$555.73	\$23,537,000.00
DE Indiana	DE Bus Services	05/24/2017	05/25/2017	1	0.8500	\$4,309,000.00	\$101.74	\$4,309,000.00
DE Florida	DE Bus Services	05/25/2017	05/26/2017	1	0.8500	\$23,518,000.00	\$555.29	\$23,518,000.00
DE Indiana	DE Bus Services	05/25/2017	05/26/2017	1	0.8500	\$7,138,000.00	\$168.54	\$7,138,000.00
DE Florida	DE Bus Services	05/26/2017	05/30/2017	4	0.8500	\$24,566,000.00	\$2,320.12	\$98,264,000.00
DE Indiana	DE Bus Services	05/26/2017	05/30/2017	4	0.8500	\$7,576,000.00	\$715.51	\$30,304,000.00
DE Florida	DE Bus Services	05/30/2017	05/31/2017	1	0.9000	\$29,050,000.00	\$726.25	\$29,050,000.00
DE Indiana	DE Bus Services	05/30/2017	05/31/2017	1	0.9000	\$7,095,000.00	\$177.38	\$7,095,000.00
DE Florida	DE Bus Services	05/31/2017	06/01/2017	1	0.8500	\$36,595,000.00	\$864.05	\$36,595,000.00
DE Indiana	DE Bus Services	05/31/2017	06/01/2017	1	0.8500	\$10,246,000.00	\$241.92	\$10,246,000.00
DE Florida	DE Bus Services	06/01/2017	06/02/2017	1	0.8500	\$40,838,000.00	\$964.23	\$40,838,000.00
DE Indiana	DE Bus Services	06/01/2017	06/02/2017	1	0.8500	\$11,729,000.00	\$276.93	\$11,729,000.00
DE Florida	DE Bus Services	06/02/2017	06/05/2017	3	0.8700	\$43,832,000.00	\$3,177.82	\$131,496,000.00
DE Indiana	DE Bus Services	06/02/2017	06/05/2017	3	0.8700	\$13,287,000.00	\$963.31	\$39,861,000.00
DE Florida	DE Bus Services	06/05/2017	06/06/2017	1	0.8700	\$45,970,000.00	\$1,110.94	\$45,970,000.00
DE Indiana	DE Bus Services	06/05/2017	06/06/2017	1	0.8700	\$13,765,000.00	\$332.65	\$13,765,000.00
DE Florida	DE Bus Services	06/06/2017	06/07/2017	1	0.9400	\$50,815,000.00	\$1,326.84	\$50,815,000.00
DE Indiana	DE Bus Services	06/06/2017	06/07/2017	1	0.9400	\$18,837,000.00	\$491.86	\$18,837,000.00
DE Florida	DE Bus Services	06/07/2017	06/08/2017	1	0.9200	\$55,761,000.00	\$1,425.00	\$55,761,000.00
DE Indiana	DE Bus Services	06/07/2017	06/08/2017	1	0.9200	\$20,663,000.00	\$528.05	\$20,663,000.00
DE Florida	DE Bus Services	06/08/2017	06/09/2017	1	0.9600	\$60,786,000.00	\$1,620.96	\$60,786,000.00
DE Indiana	DE Bus Services	06/08/2017	06/09/2017	1	0.9600	\$22,474,000.00	\$599.31	\$22,474,000.00
DE Florida	DE Bus Services	06/09/2017	06/12/2017	3	0.9600	\$63,820,000.00	\$5,105.60	\$191,460,000.00
DE Indiana	DE Bus Services	06/09/2017	06/12/2017	3	0.9600	\$20,479,000.00	\$1,638.32	\$61,437,000.00
DE Florida	DE Bus Services	06/12/2017	06/13/2017	1	0.9600	\$62,163,000.00	\$1,657.68	\$62,163,000.00
DE Indiana	DE Bus Services	06/12/2017	06/13/2017	1	0.9600	\$22,233,000.00	\$592.88	\$22,233,000.00
DE Florida	DE Bus Services	06/13/2017	06/14/2017	1	0.9800	\$68,308,000.00	\$1,859.50	\$68,308,000.00
DE Indiana	DE Bus Services	06/13/2017	06/14/2017	1	0.9800	\$22,160,000.00	\$603.24	\$22,160,000.00

DE Florida	DE Bus Services	06/14/2017	06/15/2017	1	1.0000	\$71,077,000.00	\$1,974.36	\$71,077,000.00
DE Indiana	DE Bus Services	06/14/2017	06/15/2017	1	1.0000	\$22,405,000.00	\$622.36	\$22,405,000.00
DE Florida	DE Bus Services	06/15/2017	06/16/2017	1	1.0400	\$66,441,000.00	\$1,919.41	\$66,441,000.00
DE Indiana	DE Bus Services	06/15/2017	06/16/2017	1	1.0400	\$25,677,000.00	\$741.78	\$25,677,000.00
DE Florida	DE Bus Services	06/16/2017	06/19/2017	3	1.0500	\$70,031,000.00	\$6,127.71	\$210,093,000.00
DE Indiana	DE Bus Services	06/16/2017	06/19/2017	3	1.0500	\$26,377,000.00	\$2,307.99	\$79,131,000.00
DE Florida	DE Bus Services	06/19/2017	06/20/2017	1	1.0600	\$73,016,000.00	\$2,149.92	\$73,016,000.00
DE Indiana	DE Bus Services	06/19/2017	06/20/2017	1	1.0600	\$26,711,000.00	\$786.49	\$26,711,000.00
DE Florida	DE Bus Services	06/20/2017	06/21/2017	1	1.1200	\$67,310,000.00	\$2,094.09	\$67,310,000.00
DE Indiana	DE Bus Services	06/20/2017	06/21/2017	1	1.1200	\$25,271,000.00	\$786.21	\$25,271,000.00
DE Florida	DE Bus Services	06/21/2017	06/22/2017	1	1.1300	\$75,660,000.00	\$2,374.88	\$75,660,000.00
DE Indiana	DE Bus Services	06/21/2017	06/22/2017	1	1.1300	\$27,206,000.00	\$853.97	\$27,206,000.00
DE Florida	DE Bus Services	06/22/2017	06/23/2017	1	1.1500	\$79,801,000.00	\$2,549.20	\$79,801,000.00
DE Indiana	DE Bus Services	06/22/2017	06/23/2017	1	1.1500	\$37,151,000.00	\$1,186.77	\$37,151,000.00
DE Florida	DE Bus Services	06/23/2017	06/26/2017	3	1.1500	\$78,382,000.00	\$7,511.61	\$235,146,000.00
DE Indiana	DE Bus Services	06/23/2017	06/26/2017	3	1.1500	\$33,248,000.00	\$3,186.27	\$99,744,000.00
DE Florida	DE Bus Services	06/26/2017	06/27/2017	1	1.0700	\$63,032,000.00	\$1,873.45	\$63,032,000.00
DE Indiana	DE Bus Services	06/26/2017	06/27/2017	1	1.0700	\$30,409,000.00	\$903.82	\$30,409,000.00
DE Florida	DE Bus Services	06/27/2017	06/28/2017	1	1.1600	\$22,733,000.00	\$732.51	\$22,733,000.00
DE Indiana	DE Bus Services	06/27/2017	06/28/2017	1	1.1600	\$2,861,000.00	\$92.19	\$2,861,000.00
DE Florida	DE Bus Services	06/28/2017	06/29/2017	1	1.2000	\$24,907,000.00	\$830.23	\$24,907,000.00
DE Indiana	DE Bus Services	06/28/2017	06/29/2017	1	1.2000	\$4,688,000.00	\$156.27	\$4,688,000.00
DE Florida	DE Bus Services	06/29/2017	06/30/2017	1	1.1800	\$29,412,000.00	\$964.06	\$29,412,000.00
DE Indiana	DE Bus Services	06/29/2017	06/30/2017	1	1.1800	\$6,180,000.00	\$202.57	\$6,180,000.00
DE Florida	DE Bus Services	06/30/2017	07/03/2017	3	1.1000	\$37,493,000.00	\$3,436.86	\$112,479,000.00
DE Indiana	DE Bus Services	06/30/2017	07/03/2017	3	1.1000	\$3,106,000.00	\$284.72	\$9,318,000.00
DE Florida	DE Bus Services	07/03/2017	07/05/2017	2	1.1900	\$43,006,000.00	\$2,843.17	\$86,012,000.00
DE Indiana	DE Bus Services	07/03/2017	07/05/2017	2	1.1900	\$2,856,000.00	\$188.81	\$5,712,000.00
DE Florida	DE Bus Services	07/05/2017	07/06/2017	1	1.1400	\$49,585,000.00	\$1,570.19	\$49,585,000.00
DE Indiana	DE Bus Services	07/05/2017	07/06/2017	1	1.1400	\$4,322,000.00	\$136.86	\$4,322,000.00
DE Florida	DE Bus Services	07/06/2017	07/07/2017	1	1.1400	\$56,386,000.00	\$1,785.56	\$56,386,000.00
DE Indiana	DE Bus Services	07/06/2017	07/07/2017	1	1.1400	\$5,867,000.00	\$185.79	\$5,867,000.00
DE Florida	DE Bus Services	07/07/2017	07/10/2017	3	1.1300	\$63,818,000.00	\$6,009.53	\$191,454,000.00
DE Indiana	DE Bus Services	07/07/2017	07/10/2017	3	1.1300	\$7,395,000.00	\$696.36	\$22,185,000.00
DE Florida	DE Bus Services	07/10/2017	07/11/2017	1	1.1400	\$66,983,000.00	\$2,121.13	\$66,983,000.00
DE Indiana	DE Bus Services	07/10/2017	07/11/2017	1	1.1400	\$8,927,000.00	\$282.69	\$8,927,000.00
DE Florida	DE Bus Services	07/11/2017	07/12/2017	1	1.1500	\$70,534,000.00	\$2,253.17	\$70,534,000.00
DE Indiana	DE Bus Services	07/11/2017	07/12/2017	1	1.1500	\$10,903,000.00	\$348.29	\$10,903,000.00
DE Florida	DE Bus Services	07/12/2017	07/13/2017	1	1.1500	\$69,713,000.00	\$2,226.94	\$69,713,000.00
DE Indiana	DE Bus Services	07/12/2017	07/13/2017	1	1.1500	\$11,778,000.00	\$376.24	\$11,778,000.00

DE Florida	DE Bus Services	07/13/2017	07/14/2017	1	1.1500	\$75,023,000.00	\$2,396.57	\$75,023,000.00
DE Indiana	DE Bus Services	07/13/2017	07/14/2017	1	1.1500	\$13,886,000.00	\$443.58	\$13,886,000.00
DE Florida	DE Bus Services	07/14/2017	07/17/2017	3	1.1200	\$82,145,000.00	\$7,666.87	\$246,435,000.00
DE Indiana	DE Bus Services	07/14/2017	07/17/2017	3	1.1200	\$14,848,000.00	\$1,385.81	\$44,544,000.00
DE Florida	DE Bus Services	07/17/2017	07/18/2017	1	1.1500	\$84,889,000.00	\$2,711.73	\$84,889,000.00
DE Indiana	DE Bus Services	07/17/2017	07/18/2017	1	1.1500	\$6,462,000.00	\$206.43	\$6,462,000.00
DE Florida	DE Bus Services	07/18/2017	07/19/2017	1	1.2100	\$92,704,000.00	\$3,115.88	\$92,704,000.00
DE Indiana	DE Bus Services	07/18/2017	07/19/2017	1	1.2100	\$7,498,000.00	\$252.02	\$7,498,000.00
DE Florida	DE Bus Services	07/19/2017	07/20/2017	1	1.1600	\$96,620,000.00	\$3,113.31	\$96,620,000.00
DE Indiana	DE Bus Services	07/19/2017	07/20/2017	1	1.1600	\$11,987,000.00	\$386.25	\$11,987,000.00
DE Florida	DE Bus Services	07/20/2017	07/21/2017	1	1.1700	\$92,306,000.00	\$2,999.95	\$92,306,000.00
DE Indiana	DE Bus Services	07/20/2017	07/21/2017	1	1.1700	\$15,833,000.00	\$514.57	\$15,833,000.00
DE Florida	DE Bus Services	07/21/2017	07/24/2017	3	1.1700	\$100,585,000.00	\$9,807.04	\$301,755,000.00
DE Indiana	DE Bus Services	07/21/2017	07/24/2017	3	1.1700	\$16,232,000.00	\$1,582.62	\$48,696,000.00
DE Florida	DE Bus Services	07/24/2017	07/25/2017	1	1.1600	\$34,098,000.00	\$1,098.71	\$34,098,000.00
DE Florida	DE Bus Services	07/25/2017	07/26/2017	1	1.1600	\$27,232,000.00	\$877.48	\$27,232,000.00
DE Florida	DE Bus Services	07/26/2017	07/27/2017	1	1.1700	\$33,701,000.00	\$1,095.28	\$33,701,000.00
DE Indiana	DE Bus Services	07/26/2017	07/27/2017	1	1.1700	\$1,181,000.00	\$38.38	\$1,181,000.00
DE Florida	DE Bus Services	07/27/2017	07/28/2017	1	1.1300	\$42,839,000.00	\$1,344.67	\$42,839,000.00
DE Indiana	DE Bus Services	07/27/2017	07/28/2017	1	1.1300	\$2,847,000.00	\$89.36	\$2,847,000.00
DE Florida	DE Bus Services	07/28/2017	07/31/2017	3	1.1900	\$49,646,000.00	\$4,923.23	\$148,938,000.00
DE Indiana	DE Bus Services	07/28/2017	07/31/2017	3	1.1900	\$7,259,000.00	\$719.85	\$21,777,000.00
DE Florida	DE Bus Services	07/31/2017	08/01/2017	1	1.1400	\$57,407,000.00	\$1,817.89	\$57,407,000.00
DE Indiana	DE Bus Services	07/31/2017	08/01/2017	1	1.1400	\$8,916,000.00	\$282.34	\$8,916,000.00
DE Florida	DE Bus Services	08/01/2017	08/02/2017	1	1.1400	\$63,606,000.00	\$2,014.19	\$63,606,000.00
DE Indiana	DE Bus Services	08/01/2017	08/02/2017	1	1.1400	\$9,268,000.00	\$293.49	\$9,268,000.00
DE Florida	DE Bus Services	08/02/2017	08/03/2017	1	1.1700	\$72,718,000.00	\$2,363.34	\$72,718,000.00
DE Indiana	DE Bus Services	08/02/2017	08/03/2017	1	1.1700	\$14,125,000.00	\$459.06	\$14,125,000.00
DE Florida	DE Bus Services	08/03/2017	08/04/2017	1	1.2100	\$80,584,000.00	\$2,708.52	\$80,584,000.00
DE Indiana	DE Bus Services	08/03/2017	08/04/2017	1	1.2100	\$16,482,000.00	\$553.98	\$16,482,000.00
DE Florida	DE Bus Services	08/04/2017	08/07/2017	3	1.1300	\$89,267,000.00	\$8,405.98	\$267,801,000.00
DE Indiana	DE Bus Services	08/04/2017	08/07/2017	3	1.1300	\$26,259,000.00	\$2,472.72	\$78,777,000.00
DE Florida	DE Bus Services	08/07/2017	08/08/2017	1	1.1900	\$96,074,000.00	\$3,175.78	\$96,074,000.00
DE Indiana	DE Bus Services	08/07/2017	08/08/2017	1	1.1900	\$27,596,000.00	\$912.20	\$27,596,000.00
DE Florida	DE Bus Services	08/08/2017	08/09/2017	1	1.1600	\$102,477,000.00	\$3,302.04	\$102,477,000.00
DE Indiana	DE Bus Services	08/08/2017	08/09/2017	1	1.1600	\$27,744,000.00	\$893.97	\$27,744,000.00
DE Florida	DE Bus Services	08/09/2017	08/10/2017	1	1.1300	\$113,427,000.00	\$3,560.35	\$113,427,000.00
DE Indiana	DE Bus Services	08/09/2017	08/10/2017	1	1.1300	\$27,962,000.00	\$877.70	\$27,962,000.00
DE Florida	DE Bus Services	08/10/2017	08/11/2017	1	1.1500	\$120,609,000.00	\$3,852.79	\$120,609,000.00
DE Indiana	DE Bus Services	08/10/2017	08/11/2017	1	1.1500	\$30,744,000.00	\$982.10	\$30,744,000.00

DE Florida	DE Bus Services	08/11/2017	08/14/2017	3	1.1500	\$125,540,000.00	\$12,030.92	\$376,620,000.00
DE Indiana	DE Bus Services	08/11/2017	08/14/2017	3	1.1500	\$32,656,000.00	\$3,129.53	\$97,968,000.00
DE Florida	DE Bus Services	08/14/2017	08/15/2017	1	1.1700	\$127,191,000.00	\$4,133.71	\$127,191,000.00
DE Indiana	DE Bus Services	08/14/2017	08/15/2017	1	1.1700	\$28,358,000.00	\$921.64	\$28,358,000.00
DE Florida	DE Bus Services	08/15/2017	08/16/2017	1	1.1700	\$125,979,000.00	\$4,094.32	\$125,979,000.00
DE Indiana	DE Bus Services	08/15/2017	08/16/2017	1	1.1700	\$24,561,000.00	\$798.23	\$24,561,000.00
DE Florida	DE Bus Services	08/16/2017	08/17/2017	1	1.1500	\$131,749,000.00	\$4,208.65	\$131,749,000.00
DE Indiana	DE Bus Services	08/16/2017	08/17/2017	1	1.1500	\$29,813,000.00	\$952.36	\$29,813,000.00
DE Florida	DE Bus Services	08/17/2017	08/18/2017	1	1.1600	\$142,956,000.00	\$4,606.36	\$142,956,000.00
DE Indiana	DE Bus Services	08/17/2017	08/18/2017	1	1.1600	\$33,230,000.00	\$1,070.74	\$33,230,000.00
DE Florida	DE Bus Services	08/18/2017	08/21/2017	3	1.1700	\$158,047,000.00	\$15,409.58	\$474,141,000.00
DE Indiana	DE Bus Services	08/18/2017	08/21/2017	3	1.1700	\$36,386,000.00	\$3,547.64	\$109,158,000.00
DE Florida	DE Bus Services	08/21/2017	08/22/2017	1	1.1500	\$148,847,000.00	\$4,754.83	\$148,847,000.00
DE Indiana	DE Bus Services	08/21/2017	08/22/2017	1	1.1500	\$42,982,000.00	\$1,373.04	\$42,982,000.00
DE Florida	DE Bus Services	08/22/2017	08/23/2017	1	1.1500	\$162,764,000.00	\$5,199.41	\$162,764,000.00
DE Indiana	DE Bus Services	08/22/2017	08/23/2017	1	1.1500	\$46,403,000.00	\$1,482.32	\$46,403,000.00
DE Florida	DE Bus Services	08/23/2017	08/24/2017	1	1.1100	\$51,130,000.00	\$1,576.51	\$51,130,000.00
DE Indiana	DE Bus Services	08/23/2017	08/24/2017	1	1.1100	\$11,958,000.00	\$368.71	\$11,958,000.00
DE Florida	DE Bus Services	08/24/2017	08/25/2017	1	1.1000	\$57,859,000.00	\$1,767.91	\$57,859,000.00
DE Indiana	DE Bus Services	08/24/2017	08/25/2017	1	1.1000	\$12,821,000.00	\$391.75	\$12,821,000.00
DE Florida	DE Bus Services	08/25/2017	08/28/2017	3	1.1700	\$48,682,000.00	\$4,746.50	\$146,046,000.00
DE Indiana	DE Bus Services	08/25/2017	08/28/2017	3	1.1700	\$12,279,000.00	\$1,197.20	\$36,837,000.00
DE Florida	DE Bus Services	08/28/2017	08/29/2017	1	1.1400	\$50,640,000.00	\$1,603.60	\$50,640,000.00
DE Indiana	DE Bus Services	08/28/2017	08/29/2017	1	1.1400	\$13,555,000.00	\$429.24	\$13,555,000.00
DE Florida	DE Bus Services	08/29/2017	08/30/2017	1	1.1900	\$62,166,000.00	\$2,054.93	\$62,166,000.00
DE Indiana	DE Bus Services	08/29/2017	08/30/2017	1	1.1900	\$16,425,000.00	\$542.94	\$16,425,000.00
DE Florida	DE Bus Services	08/30/2017	08/31/2017	1	1.1200	\$70,887,000.00	\$2,205.37	\$70,887,000.00
DE Indiana	DE Bus Services	08/30/2017	08/31/2017	1	1.1200	\$18,495,000.00	\$575.40	\$18,495,000.00
DE Florida	DE Bus Services	08/31/2017	09/01/2017	1	1.1800	\$81,805,000.00	\$2,681.39	\$81,805,000.00
DE Indiana	DE Bus Services	08/31/2017	09/01/2017	1	1.1800	\$26,474,000.00	\$867.76	\$26,474,000.00
DE Florida	DE Bus Services	09/01/2017	09/05/2017	4	1.1500	\$88,740,000.00	\$11,339.00	\$354,960,000.00
DE Indiana	DE Bus Services	09/01/2017	09/05/2017	4	1.1500	\$28,875,000.00	\$3,689.58	\$115,500,000.00
DE Florida	DE Bus Services	09/05/2017	09/06/2017	1	1.1500	\$101,059,000.00	\$3,228.27	\$101,059,000.00
DE Indiana	DE Bus Services	09/05/2017	09/06/2017	1	1.1500	\$31,483,000.00	\$1,005.71	\$31,483,000.00
DE Florida	DE Bus Services	09/06/2017	09/07/2017	1	1.1700	\$110,488,000.00	\$3,590.86	\$110,488,000.00
DE Indiana	DE Bus Services	09/06/2017	09/07/2017	1	1.1700	\$34,672,000.00	\$1,126.84	\$34,672,000.00
DE Florida	DE Bus Services	09/07/2017	09/08/2017	1	1.1500	\$126,829,000.00	\$4,051.48	\$126,829,000.00
DE Indiana	DE Bus Services	09/07/2017	09/08/2017	1	1.1500	\$46,972,000.00	\$1,500.49	\$46,972,000.00
DE Kentucky	DE Bus Services	09/07/2017	09/08/2017	1	1.1500	\$17,760,000.00	\$567.33	\$17,760,000.00
DE Florida	DE Bus Services	09/08/2017	09/11/2017	3	1.1500	\$163,253,000.00	\$15,645.08	\$489,759,000.00

DE Indiana	DE Bus Services	09/08/2017	09/11/2017	3	1.1500	\$55,475,000.00	\$5,316.35	\$166,425,000.00
DE Kentucky	DE Bus Services	09/08/2017	09/11/2017	3	1.1500	\$22,384,000.00	\$2,145.13	\$67,152,000.00
DE Florida	DE Bus Services	09/11/2017	09/12/2017	1	1.1500	\$177,128,000.00	\$5,658.26	\$177,128,000.00
DE Kentucky	DE Bus Services	09/11/2017	09/12/2017	1	1.1500	\$24,067,000.00	\$768.81	\$24,067,000.00
DE Florida	DE Bus Services	09/12/2017	09/13/2017	1	1.1200	\$192,688,000.00	\$5,994.74	\$192,688,000.00
DE Kentucky	DE Bus Services	09/12/2017	09/13/2017	1	1.1200	\$25,507,000.00	\$793.55	\$25,507,000.00
DE Florida	DE Bus Services	09/13/2017	09/14/2017	1	1.1200	\$200,347,000.00	\$6,233.02	\$200,347,000.00
DE Indiana	DE Bus Services	09/13/2017	09/14/2017	1	1.1200	\$619,000.00	\$19.26	\$619,000.00
DE Kentucky	DE Bus Services	09/13/2017	09/14/2017	1	1.1200	\$26,546,000.00	\$825.88	\$26,546,000.00
DE Florida	DE Bus Services	09/14/2017	09/15/2017	1	1.1400	\$214,102,000.00	\$6,779.90	\$214,102,000.00
DE Indiana	DE Bus Services	09/14/2017	09/15/2017	1	1.1400	\$5,453,000.00	\$172.68	\$5,453,000.00
DE Kentucky	DE Bus Services	09/14/2017	09/15/2017	1	1.1400	\$28,322,000.00	\$896.86	\$28,322,000.00
DE Florida	DE Bus Services	09/15/2017	09/18/2017	3	1.1500	\$85,516,000.00	\$8,195.28	\$256,548,000.00
DE Kentucky	DE Bus Services	09/15/2017	09/18/2017	3	1.1500	\$27,210,000.00	\$2,607.63	\$81,630,000.00
DE Florida	DE Bus Services	09/18/2017	09/19/2017	1	1.1500	\$72,235,000.00	\$2,307.51	\$72,235,000.00
DE Kentucky	DE Bus Services	09/18/2017	09/19/2017	1	1.1500	\$26,252,000.00	\$838.61	\$26,252,000.00
DE Florida	DE Bus Services	09/19/2017	09/20/2017	1	1.1500	\$82,514,000.00	\$2,635.86	\$82,514,000.00
DE Indiana	DE Bus Services	09/19/2017	09/20/2017	1	1.1500	\$5,269,000.00	\$168.32	\$5,269,000.00
DE Kentucky	DE Bus Services	09/19/2017	09/20/2017	1	1.1500	\$27,361,000.00	\$874.03	\$27,361,000.00
DE Florida	DE Bus Services	09/20/2017	09/21/2017	1	1.1500	\$66,194,000.00	\$2,114.53	\$66,194,000.00
DE Indiana	DE Bus Services	09/20/2017	09/21/2017	1	1.1500	\$2,645,000.00	\$84.49	\$2,645,000.00
DE Kentucky	DE Bus Services	09/20/2017	09/21/2017	1	1.1500	\$26,597,000.00	\$849.63	\$26,597,000.00
DE Florida	DE Bus Services	09/21/2017	09/22/2017	1	1.1600	\$83,793,000.00	\$2,700.00	\$83,793,000.00
DE Indiana	DE Bus Services	09/21/2017	09/22/2017	1	1.1600	\$17,690,000.00	\$570.01	\$17,690,000.00
DE Kentucky	DE Bus Services	09/21/2017	09/22/2017	1	1.1600	\$29,583,000.00	\$953.23	\$29,583,000.00
DE Florida	DE Bus Services	09/22/2017	09/25/2017	3	1.1600	\$15,233,000.00	\$1,472.52	\$45,699,000.00
DE Indiana	DE Bus Services	09/22/2017	09/25/2017	3	1.1600	\$128,000.00	\$12.37	\$384,000.00
DE Kentucky	DE Bus Services	09/22/2017	09/25/2017	3	1.1600	\$7,755,000.00	\$749.65	\$23,265,000.00
DE Florida	DE Bus Services	09/25/2017	09/26/2017	1	1.1000	\$5,061,000.00	\$154.64	\$5,061,000.00
DE Indiana	DE Bus Services	09/25/2017	09/26/2017	1	1.1000	\$282,000.00	\$8.62	\$282,000.00
DE Kentucky	DE Bus Services	09/25/2017	09/26/2017	1	1.1000	\$7,772,000.00	\$237.48	\$7,772,000.00
DE Florida	DE Bus Services	09/26/2017	09/27/2017	1	1.0900	\$11,001,000.00	\$333.09	\$11,001,000.00
DE Indiana	DE Bus Services	09/26/2017	09/27/2017	1	1.0900	\$20,000.00	\$0.61	\$20,000.00
DE Kentucky	DE Bus Services	09/26/2017	09/27/2017	1	1.0900	\$8,559,000.00	\$259.15	\$8,559,000.00
DE Florida	DE Bus Services	09/27/2017	09/28/2017	1	1.1300	\$15,547,000.00	\$488.00	\$15,547,000.00
DE Indiana	DE Bus Services	09/27/2017	09/28/2017	1	1.1300	\$2,052,000.00	\$64.41	\$2,052,000.00
DE Kentucky	DE Bus Services	09/27/2017	09/28/2017	1	1.1300	\$9,315,000.00	\$292.39	\$9,315,000.00
DE Florida	DE Bus Services	09/28/2017	09/29/2017	1	1.1100	\$23,498,000.00	\$724.52	\$23,498,000.00
DE Indiana	DE Bus Services	09/28/2017	09/29/2017	1	1.1100	\$4,331,000.00	\$133.54	\$4,331,000.00
DE Kentucky	DE Bus Services	09/28/2017	09/29/2017	1	1.1100	\$11,076,000.00	\$341.51	\$11,076,000.00

DE Florida	DE Bus Services	09/29/2017	10/02/2017	3	1.1100	\$18,071,000.00	\$1,671.57	\$54,213,000.00
DE Indiana	DE Bus Services	09/29/2017	10/02/2017	3	1.1100	\$7,586,000.00	\$701.71	\$22,758,000.00
DE Kentucky	DE Bus Services	09/29/2017	10/02/2017	3	1.1100	\$12,826,000.00	\$1,186.41	\$38,478,000.00
DE Florida	DE Bus Services	10/02/2017	10/03/2017	1	1.0700	\$15,087,000.00	\$448.42	\$15,087,000.00
DE Indiana	DE Bus Services	10/02/2017	10/03/2017	1	1.0700	\$786,000.00	\$23.36	\$786,000.00
DE Kentucky	DE Bus Services	10/02/2017	10/03/2017	1	1.0700	\$11,859,000.00	\$352.48	\$11,859,000.00
DE Florida	DE Bus Services	10/03/2017	10/04/2017	1	1.0800	\$21,558,000.00	\$646.74	\$21,558,000.00
DE Indiana	DE Bus Services	10/03/2017	10/04/2017	1	1.0800	\$1,400,000.00	\$42.00	\$1,400,000.00
DE Kentucky	DE Bus Services	10/03/2017	10/04/2017	1	1.0800	\$12,470,000.00	\$374.10	\$12,470,000.00
DE Florida	DE Bus Services	10/04/2017	10/05/2017	1	1.0800	\$27,277,000.00	\$818.31	\$27,277,000.00
DE Indiana	DE Bus Services	10/04/2017	10/05/2017	1	1.0800	\$4,344,000.00	\$130.32	\$4,344,000.00
DE Kentucky	DE Bus Services	10/04/2017	10/05/2017	1	1.0800	\$13,568,000.00	\$407.04	\$13,568,000.00
DE Florida	DE Bus Services	10/05/2017	10/06/2017	1	1.0900	\$34,578,000.00	\$1,046.95	\$34,578,000.00
DE Indiana	DE Bus Services	10/05/2017	10/06/2017	1	1.0900	\$12,535,000.00	\$379.53	\$12,535,000.00
DE Kentucky	DE Bus Services	10/05/2017	10/06/2017	1	1.0900	\$15,859,000.00	\$480.18	\$15,859,000.00
DE Florida	DE Bus Services	10/06/2017	10/10/2017	4	1.0900	\$41,879,000.00	\$5,072.01	\$167,516,000.00
DE Indiana	DE Bus Services	10/06/2017	10/10/2017	4	1.0900	\$11,543,000.00	\$1,397.99	\$46,172,000.00
DE Kentucky	DE Bus Services	10/06/2017	10/10/2017	4	1.0900	\$16,104,000.00	\$1,950.37	\$64,416,000.00
DE Florida	DE Bus Services	10/10/2017	10/11/2017	1	1.1100	\$51,525,000.00	\$1,588.69	\$51,525,000.00
DE Indiana	DE Bus Services	10/10/2017	10/11/2017	1	1.1100	\$10,618,000.00	\$327.39	\$10,618,000.00
DE Kentucky	DE Bus Services	10/10/2017	10/11/2017	1	1.1100	\$16,865,000.00	\$520.00	\$16,865,000.00
DE Florida	DE Bus Services	10/11/2017	10/12/2017	1	1.1000	\$60,530,000.00	\$1,849.53	\$60,530,000.00
DE Indiana	DE Bus Services	10/11/2017	10/12/2017	1	1.1000	\$15,822,000.00	\$483.45	\$15,822,000.00
DE Kentucky	DE Bus Services	10/11/2017	10/12/2017	1	1.1000	\$17,826,000.00	\$544.68	\$17,826,000.00
DE Florida	DE Bus Services	10/12/2017	10/13/2017	1	1.1200	\$69,022,000.00	\$2,147.35	\$69,022,000.00
DE Indiana	DE Bus Services	10/12/2017	10/13/2017	1	1.1200	\$18,416,000.00	\$572.94	\$18,416,000.00
DE Kentucky	DE Bus Services	10/12/2017	10/13/2017	1	1.1200	\$18,808,000.00	\$585.14	\$18,808,000.00
DE Florida	DE Bus Services	10/13/2017	10/16/2017	3	1.1100	\$71,010,000.00	\$6,568.43	\$213,030,000.00
DE Indiana	DE Bus Services	10/13/2017	10/16/2017	3	1.1100	\$17,179,000.00	\$1,589.06	\$51,537,000.00
DE Kentucky	DE Bus Services	10/13/2017	10/16/2017	3	1.1100	\$20,996,000.00	\$1,942.13	\$62,988,000.00
DE Florida	DE Bus Services	10/16/2017	10/17/2017	1	1.1200	\$63,575,000.00	\$1,977.89	\$63,575,000.00
DE Indiana	DE Bus Services	10/16/2017	10/17/2017	1	1.1200	\$9,148,000.00	\$284.60	\$9,148,000.00
DE Kentucky	DE Bus Services	10/16/2017	10/17/2017	1	1.1200	\$19,978,000.00	\$621.54	\$19,978,000.00
DE Florida	DE Bus Services	10/17/2017	10/18/2017	1	1.1200	\$72,950,000.00	\$2,269.56	\$72,950,000.00
DE Indiana	DE Bus Services	10/17/2017	10/18/2017	1	1.1200	\$9,225,000.00	\$287.00	\$9,225,000.00
DE Kentucky	DE Bus Services	10/17/2017	10/18/2017	1	1.1200	\$20,812,000.00	\$647.48	\$20,812,000.00
DE Florida	DE Bus Services	10/18/2017	10/19/2017	1	1.1200	\$78,714,000.00	\$2,448.88	\$78,714,000.00
DE Indiana	DE Bus Services	10/18/2017	10/19/2017	1	1.1200	\$15,164,000.00	\$471.77	\$15,164,000.00
DE Kentucky	DE Bus Services	10/18/2017	10/19/2017	1	1.1200	\$21,690,000.00	\$674.80	\$21,690,000.00
DE Florida	DE Bus Services	10/19/2017	10/20/2017	1	1.1300	\$90,148,000.00	\$2,829.65	\$90,148,000.00

DE Indiana	DE Bus Services	10/19/2017	10/20/2017	1	1.1300	\$18,559,000.00	\$582.55	\$18,559,000.00
DE Kentucky	DE Bus Services	10/19/2017	10/20/2017	1	1.1300	\$22,186,000.00	\$696.39	\$22,186,000.00
DE Florida	DE Bus Services	10/20/2017	10/23/2017	3	1.1300	\$82,126,000.00	\$7,733.53	\$246,378,000.00
DE Indiana	DE Bus Services	10/20/2017	10/23/2017	3	1.1300	\$25,021,000.00	\$2,356.14	\$75,063,000.00
DE Kentucky	DE Bus Services	10/20/2017	10/23/2017	3	1.1300	\$22,496,000.00	\$2,118.37	\$67,488,000.00
DE Florida	DE Bus Services	10/23/2017	10/24/2017	1	1.1200	\$95,568,000.00	\$2,973.23	\$95,568,000.00
DE Indiana	DE Bus Services	10/23/2017	10/24/2017	1	1.1200	\$28,377,000.00	\$882.84	\$28,377,000.00
DE Kentucky	DE Bus Services	10/23/2017	10/24/2017	1	1.1200	\$22,486,000.00	\$699.56	\$22,486,000.00
DE Florida	DE Bus Services	10/24/2017	10/25/2017	1	1.1200	\$18,786,000.00	\$584.45	\$18,786,000.00
DE Kentucky	DE Bus Services	10/24/2017	10/25/2017	1	1.1200	\$4,320,000.00	\$134.40	\$4,320,000.00
DE Florida	DE Bus Services	10/25/2017	10/26/2017	1	1.1200	\$13,690,000.00	\$425.91	\$13,690,000.00
DE Kentucky	DE Bus Services	10/25/2017	10/26/2017	1	1.1200	\$3,971,000.00	\$123.54	\$3,971,000.00
DE Florida	DE Bus Services	10/26/2017	10/27/2017	1	1.1000	\$12,886,000.00	\$393.74	\$12,886,000.00
DE Indiana	DE Bus Services	10/26/2017	10/27/2017	1	1.1000	\$678,000.00	\$20.72	\$678,000.00
DE Kentucky	DE Bus Services	10/26/2017	10/27/2017	1	1.1000	\$4,760,000.00	\$145.44	\$4,760,000.00
DE Florida	DE Bus Services	10/27/2017	10/30/2017	3	1.1000	\$19,010,000.00	\$1,742.58	\$57,030,000.00
DE Indiana	DE Bus Services	10/27/2017	10/30/2017	3	1.1000	\$791,000.00	\$72.51	\$2,373,000.00
DE Kentucky	DE Bus Services	10/27/2017	10/30/2017	3	1.1000	\$6,288,000.00	\$576.40	\$18,864,000.00
DE Florida	DE Bus Services	10/30/2017	10/31/2017	1	1.1300	\$10,698,000.00	\$335.80	\$10,698,000.00
DE Kentucky	DE Bus Services	10/30/2017	10/31/2017	1	1.1300	\$5,960,000.00	\$187.08	\$5,960,000.00
DE Florida	DE Bus Services	10/31/2017	11/01/2017	1	1.1100	\$14,264,000.00	\$439.81	\$14,264,000.00
DE Indiana	DE Bus Services	10/31/2017	11/01/2017	1	1.1100	\$1,718,000.00	\$52.97	\$1,718,000.00
DE Kentucky	DE Bus Services	10/31/2017	11/01/2017	1	1.1100	\$7,561,000.00	\$233.13	\$7,561,000.00
DE Florida	DE Bus Services	11/01/2017	11/02/2017	1	1.1200	\$18,005,000.00	\$560.16	\$18,005,000.00
DE Indiana	DE Bus Services	11/01/2017	11/02/2017	1	1.1200	\$4,766,000.00	\$148.28	\$4,766,000.00
DE Kentucky	DE Bus Services	11/01/2017	11/02/2017	1	1.1200	\$12,485,000.00	\$388.42	\$12,485,000.00
DE Florida	DE Bus Services	11/02/2017	11/03/2017	1	1.1300	\$21,564,000.00	\$676.87	\$21,564,000.00
DE Indiana	DE Bus Services	11/02/2017	11/03/2017	1	1.1300	\$9,092,000.00	\$285.39	\$9,092,000.00
DE Kentucky	DE Bus Services	11/02/2017	11/03/2017	1	1.1300	\$13,673,000.00	\$429.18	\$13,673,000.00
DE Florida	DE Bus Services	11/03/2017	11/06/2017	3	1.1300	\$24,318,000.00	\$2,289.95	\$72,954,000.00
DE Indiana	DE Bus Services	11/03/2017	11/06/2017	3	1.1300	\$14,131,000.00	\$1,330.67	\$42,393,000.00
DE Kentucky	DE Bus Services	11/03/2017	11/06/2017	3	1.1300	\$13,802,000.00	\$1,299.69	\$41,406,000.00
DE Florida	DE Bus Services	11/06/2017	11/07/2017	1	1.1300	\$30,382,000.00	\$953.66	\$30,382,000.00
DE Indiana	DE Bus Services	11/06/2017	11/07/2017	1	1.1300	\$21,032,000.00	\$660.17	\$21,032,000.00
DE Kentucky	DE Bus Services	11/06/2017	11/07/2017	1	1.1300	\$16,589,000.00	\$520.71	\$16,589,000.00
DE Florida	DE Bus Services	11/07/2017	11/08/2017	1	1.1200	\$35,861,000.00	\$1,115.68	\$35,861,000.00
DE Indiana	DE Bus Services	11/07/2017	11/08/2017	1	1.1200	\$20,126,000.00	\$626.14	\$20,126,000.00
DE Kentucky	DE Bus Services	11/07/2017	11/08/2017	1	1.1200	\$17,328,000.00	\$539.09	\$17,328,000.00
DE Florida	DE Bus Services	11/08/2017	11/09/2017	1	1.1200	\$44,607,000.00	\$1,387.77	\$44,607,000.00
DE Indiana	DE Bus Services	11/08/2017	11/09/2017	1	1.1200	\$21,952,000.00	\$682.95	\$21,952,000.00

DE Kentucky	DE Bus Services	11/08/2017	11/09/2017	1	1.1200	\$18,349,000.00	\$570.86	\$18,349,000.00
DE Florida	DE Bus Services	11/09/2017	11/10/2017	1	1.1100	\$50,307,000.00	\$1,551.13	\$50,307,000.00
DE Indiana	DE Bus Services	11/09/2017	11/10/2017	1	1.1100	\$22,403,000.00	\$690.76	\$22,403,000.00
DE Kentucky	DE Bus Services	11/09/2017	11/10/2017	1	1.1100	\$18,827,000.00	\$580.50	\$18,827,000.00
DE Florida	DE Bus Services	11/10/2017	11/13/2017	3	1.1200	\$40,981,000.00	\$3,824.89	\$122,943,000.00
DE Indiana	DE Bus Services	11/10/2017	11/13/2017	3	1.1200	\$21,882,000.00	\$2,042.32	\$65,646,000.00
DE Kentucky	DE Bus Services	11/10/2017	11/13/2017	3	1.1200	\$18,706,000.00	\$1,745.89	\$56,118,000.00
DE Florida	DE Bus Services	11/13/2017	11/14/2017	1	1.1100	\$47,065,000.00	\$1,451.17	\$47,065,000.00
DE Indiana	DE Bus Services	11/13/2017	11/14/2017	1	1.1100	\$18,110,000.00	\$558.39	\$18,110,000.00
DE Kentucky	DE Bus Services	11/13/2017	11/14/2017	1	1.1100	\$19,358,000.00	\$596.87	\$19,358,000.00
DE Carolinas	DE Bus Services	11/14/2017	11/15/2017	1	1.1100	\$144,950,000.00	\$4,469.29	\$144,950,000.00
DE Florida	DE Bus Services	11/14/2017	11/15/2017	1	1.1100	\$65,119,000.00	\$2,007.84	\$65,119,000.00
DE Indiana	DE Bus Services	11/14/2017	11/15/2017	1	1.1100	\$22,740,000.00	\$701.15	\$22,740,000.00
DE Kentucky	DE Bus Services	11/14/2017	11/15/2017	1	1.1100	\$24,417,000.00	\$752.86	\$24,417,000.00
DE Carolinas	DE Bus Services	11/15/2017	11/16/2017	1	1.1200	\$160,571,000.00	\$4,995.54	\$160,571,000.00
DE Florida	DE Bus Services	11/15/2017	11/16/2017	1	1.1200	\$80,389,000.00	\$2,500.99	\$80,389,000.00
DE Indiana	DE Bus Services	11/15/2017	11/16/2017	1	1.1200	\$24,458,000.00	\$760.92	\$24,458,000.00
DE Kentucky	DE Bus Services	11/15/2017	11/16/2017	1	1.1200	\$27,770,000.00	\$863.96	\$27,770,000.00
DE Carolinas	DE Bus Services	11/16/2017	11/17/2017	1	1.1300	\$174,099,000.00	\$5,464.77	\$174,099,000.00
DE Florida	DE Bus Services	11/16/2017	11/17/2017	1	1.1300	\$84,769,000.00	\$2,660.80	\$84,769,000.00
DE Indiana	DE Bus Services	11/16/2017	11/17/2017	1	1.1300	\$30,024,000.00	\$942.42	\$30,024,000.00
DE Kentucky	DE Bus Services	11/16/2017	11/17/2017	1	1.1300	\$28,627,000.00	\$898.57	\$28,627,000.00
DE Carolinas	DE Bus Services	11/17/2017	11/20/2017	3	1.1500	\$166,205,000.00	\$15,927.98	\$498,615,000.00
DE Florida	DE Bus Services	11/17/2017	11/20/2017	3	1.1500	\$87,222,000.00	\$8,358.78	\$261,666,000.00
DE Indiana	DE Bus Services	11/17/2017	11/20/2017	3	1.1500	\$30,060,000.00	\$2,880.75	\$90,180,000.00
DE Kentucky	DE Bus Services	11/17/2017	11/20/2017	3	1.1500	\$26,795,000.00	\$2,567.85	\$80,385,000.00
DE Carolinas	DE Bus Services	11/20/2017	11/21/2017	1	1.1500	\$166,828,000.00	\$5,329.23	\$166,828,000.00
DE Florida	DE Bus Services	11/20/2017	11/21/2017	1	1.1500	\$66,327,000.00	\$2,118.78	\$66,327,000.00
DE Indiana	DE Bus Services	11/20/2017	11/21/2017	1	1.1500	\$35,844,000.00	\$1,145.02	\$35,844,000.00
DE Kentucky	DE Bus Services	11/20/2017	11/21/2017	1	1.1500	\$25,743,000.00	\$822.35	\$25,743,000.00
DE Carolinas	DE Bus Services	11/21/2017	11/22/2017	1	1.1300	\$196,032,000.00	\$6,153.23	\$196,032,000.00
DE Florida	DE Bus Services	11/21/2017	11/22/2017	1	1.1300	\$80,608,000.00	\$2,530.20	\$80,608,000.00
DE Indiana	DE Bus Services	11/21/2017	11/22/2017	1	1.1300	\$41,222,000.00	\$1,293.91	\$41,222,000.00
DE Kentucky	DE Bus Services	11/21/2017	11/22/2017	1	1.1300	\$27,817,000.00	\$873.14	\$27,817,000.00
DE Carolinas	DE Bus Services	11/22/2017	11/24/2017	2	1.1500	\$201,627,000.00	\$12,881.73	\$403,254,000.00
DE Florida	DE Bus Services	11/22/2017	11/24/2017	2	1.1500	\$97,895,000.00	\$6,254.40	\$195,790,000.00
DE Indiana	DE Bus Services	11/22/2017	11/24/2017	2	1.1500	\$38,207,000.00	\$2,441.00	\$76,414,000.00
DE Kentucky	DE Bus Services	11/22/2017	11/24/2017	2	1.1500	\$28,159,000.00	\$1,799.05	\$56,318,000.00
DE Carolinas	DE Bus Services	11/24/2017	11/27/2017	3	1.1500	\$192,287,000.00	\$18,427.50	\$576,861,000.00
DE Florida	DE Bus Services	11/24/2017	11/27/2017	3	1.1500	\$96,606,000.00	\$9,258.08	\$289,818,000.00

DE Indiana	DE Bus Services	11/24/2017	11/27/2017	3	1.1500	\$34,732,000.00	\$3,328.48	\$104,196,000.00
DE Kentucky	DE Bus Services	11/24/2017	11/27/2017	3	1.1500	\$27,028,000.00	\$2,590.18	\$81,084,000.00
DE Carolinas	DE Bus Services	11/27/2017	11/28/2017	1	1.1300	\$164,918,000.00	\$5,176.59	\$164,918,000.00
DE Florida	DE Bus Services	11/27/2017	11/28/2017	1	1.1300	\$70,923,000.00	\$2,226.19	\$70,923,000.00
DE Indiana	DE Bus Services	11/27/2017	11/28/2017	1	1.1300	\$34,856,000.00	\$1,094.09	\$34,856,000.00
DE Kentucky	DE Bus Services	11/27/2017	11/28/2017	1	1.1300	\$25,882,000.00	\$812.41	\$25,882,000.00
DE Carolinas	DE Bus Services	11/28/2017	11/29/2017	1	1.1300	\$46,059,000.00	\$1,445.74	\$46,059,000.00
DE Florida	DE Bus Services	11/28/2017	11/29/2017	1	1.1300	\$4,277,000.00	\$134.25	\$4,277,000.00
DE Indiana	DE Bus Services	11/28/2017	11/29/2017	1	1.1300	\$5,928,000.00	\$186.07	\$5,928,000.00
DE Kentucky	DE Bus Services	11/28/2017	11/29/2017	1	1.1300	\$7,839,000.00	\$246.06	\$7,839,000.00
DE Carolinas	DE Bus Services	11/29/2017	11/30/2017	1	1.1400	\$48,453,000.00	\$1,534.35	\$48,453,000.00
DE Indiana	DE Bus Services	11/29/2017	11/30/2017	1	1.1400	\$9,431,000.00	\$298.65	\$9,431,000.00
DE Kentucky	DE Bus Services	11/29/2017	11/30/2017	1	1.1400	\$8,013,000.00	\$253.75	\$8,013,000.00
DE Carolinas	DE Bus Services	11/30/2017	12/01/2017	1	1.1900	\$55,140,000.00	\$1,822.68	\$55,140,000.00
DE Indiana	DE Bus Services	11/30/2017	12/01/2017	1	1.1900	\$10,818,000.00	\$357.60	\$10,818,000.00
DE Kentucky	DE Bus Services	11/30/2017	12/01/2017	1	1.1900	\$8,347,000.00	\$275.91	\$8,347,000.00
DE Carolinas	DE Bus Services	12/01/2017	12/04/2017	3	1.1900	\$41,621,000.00	\$4,127.42	\$124,863,000.00
DE Indiana	DE Bus Services	12/01/2017	12/04/2017	3	1.1900	\$11,762,000.00	\$1,166.40	\$35,286,000.00
DE Kentucky	DE Bus Services	12/01/2017	12/04/2017	3	1.1900	\$8,598,000.00	\$852.64	\$25,794,000.00
DE Carolinas	DE Bus Services	12/04/2017	12/05/2017	1	1.2000	\$52,759,000.00	\$1,758.63	\$52,759,000.00
DE Indiana	DE Bus Services	12/04/2017	12/05/2017	1	1.2000	\$11,574,000.00	\$385.80	\$11,574,000.00
DE Kentucky	DE Bus Services	12/04/2017	12/05/2017	1	1.2000	\$9,035,000.00	\$301.17	\$9,035,000.00
DE Carolinas	DE Bus Services	12/05/2017	12/06/2017	1	1.2100	\$61,829,000.00	\$2,078.14	\$61,829,000.00
DE Indiana	DE Bus Services	12/05/2017	12/06/2017	1	1.2100	\$13,659,000.00	\$459.09	\$13,659,000.00
DE Kentucky	DE Bus Services	12/05/2017	12/06/2017	1	1.2100	\$9,129,000.00	\$306.84	\$9,129,000.00
DE Carolinas	DE Bus Services	12/06/2017	12/07/2017	1	1.2300	\$71,448,000.00	\$2,441.14	\$71,448,000.00
DE Indiana	DE Bus Services	12/06/2017	12/07/2017	1	1.2300	\$11,743,000.00	\$401.22	\$11,743,000.00
DE Kentucky	DE Bus Services	12/06/2017	12/07/2017	1	1.2300	\$11,396,000.00	\$389.36	\$11,396,000.00
DE Carolinas	DE Bus Services	12/07/2017	12/08/2017	1	1.2300	\$76,693,000.00	\$2,620.34	\$76,693,000.00
DE Indiana	DE Bus Services	12/07/2017	12/08/2017	1	1.2300	\$13,953,000.00	\$476.73	\$13,953,000.00
DE Kentucky	DE Bus Services	12/07/2017	12/08/2017	1	1.2300	\$12,045,000.00	\$411.54	\$12,045,000.00
DE Carolinas	DE Bus Services	12/08/2017	12/11/2017	3	1.2400	\$79,680,000.00	\$8,233.60	\$239,040,000.00
DE Indiana	DE Bus Services	12/08/2017	12/11/2017	3	1.2400	\$24,511,000.00	\$2,532.80	\$73,533,000.00
DE Kentucky	DE Bus Services	12/08/2017	12/11/2017	3	1.2400	\$12,668,000.00	\$1,309.03	\$38,004,000.00
DE Carolinas	DE Bus Services	12/11/2017	12/12/2017	1	1.2800	\$75,166,000.00	\$2,672.57	\$75,166,000.00
DE Indiana	DE Bus Services	12/11/2017	12/12/2017	1	1.2800	\$20,129,000.00	\$715.70	\$20,129,000.00
DE Kentucky	DE Bus Services	12/11/2017	12/12/2017	1	1.2800	\$12,703,000.00	\$451.66	\$12,703,000.00
DE Carolinas	DE Bus Services	12/12/2017	12/13/2017	1	1.3000	\$89,874,000.00	\$3,245.45	\$89,874,000.00
DE Florida	DE Bus Services	12/12/2017	12/13/2017	1	1.3000	\$145,543,000.00	\$5,255.72	\$145,543,000.00
DE Indiana	DE Bus Services	12/12/2017	12/13/2017	1	1.3000	\$8,503,000.00	\$307.05	\$8,503,000.00

DE Kentucky	DE Bus Services	12/12/2017	12/13/2017	1	1.3000	\$14,399,000.00	\$519.96	\$14,399,000.00
DE Carolinas	DE Bus Services	12/13/2017	12/14/2017	1	1.3300	\$96,419,000.00	\$3,562.15	\$96,419,000.00
DE Florida	DE Bus Services	12/13/2017	12/14/2017	1	1.3300	\$141,175,000.00	\$5,215.63	\$141,175,000.00
DE Indiana	DE Bus Services	12/13/2017	12/14/2017	1	1.3300	\$10,691,000.00	\$394.97	\$10,691,000.00
DE Kentucky	DE Bus Services	12/13/2017	12/14/2017	1	1.3300	\$14,605,000.00	\$539.57	\$14,605,000.00
DE Carolinas	DE Bus Services	12/14/2017	12/15/2017	1	1.3600	\$100,811,000.00	\$3,808.42	\$100,811,000.00
DE Florida	DE Bus Services	12/14/2017	12/15/2017	1	1.3600	\$149,150,000.00	\$5,634.56	\$149,150,000.00
DE Indiana	DE Bus Services	12/14/2017	12/15/2017	1	1.3600	\$10,644,000.00	\$402.11	\$10,644,000.00
DE Kentucky	DE Bus Services	12/14/2017	12/15/2017	1	1.3600	\$14,734,000.00	\$556.62	\$14,734,000.00
DE Carolinas	DE Bus Services	12/15/2017	12/18/2017	3	1.3700	\$100,475,000.00	\$11,470.90	\$301,425,000.00
DE Florida	DE Bus Services	12/15/2017	12/18/2017	3	1.3700	\$143,742,000.00	\$16,410.55	\$431,226,000.00
DE Indiana	DE Bus Services	12/15/2017	12/18/2017	3	1.3700	\$9,743,000.00	\$1,112.33	\$29,229,000.00
DE Kentucky	DE Bus Services	12/15/2017	12/18/2017	3	1.3700	\$15,018,000.00	\$1,714.56	\$45,054,000.00
DE Carolinas	DE Bus Services	12/18/2017	12/19/2017	1	1.4000	\$97,186,000.00	\$3,779.46	\$97,186,000.00
DE Florida	DE Bus Services	12/18/2017	12/19/2017	1	1.4000	\$153,198,000.00	\$5,957.70	\$153,198,000.00
DE Indiana	DE Bus Services	12/18/2017	12/19/2017	1	1.4000	\$5,791,000.00	\$225.21	\$5,791,000.00
DE Kentucky	DE Bus Services	12/18/2017	12/19/2017	1	1.4000	\$15,145,000.00	\$588.97	\$15,145,000.00
DE Carolinas	DE Bus Services	12/19/2017	12/20/2017	1	1.4200	\$117,117,000.00	\$4,619.62	\$117,117,000.00
DE Florida	DE Bus Services	12/19/2017	12/20/2017	1	1.4200	\$166,639,000.00	\$6,572.98	\$166,639,000.00
DE Indiana	DE Bus Services	12/19/2017	12/20/2017	1	1.4200	\$11,079,000.00	\$437.01	\$11,079,000.00
DE Kentucky	DE Bus Services	12/19/2017	12/20/2017	1	1.4200	\$17,008,000.00	\$670.87	\$17,008,000.00
DE Carolinas	DE Bus Services	12/20/2017	12/21/2017	1	1.4400	\$125,500,000.00	\$5,020.00	\$125,500,000.00
DE Florida	DE Bus Services	12/20/2017	12/21/2017	1	1.4400	\$148,462,000.00	\$5,938.48	\$148,462,000.00
DE Indiana	DE Bus Services	12/20/2017	12/21/2017	1	1.4400	\$9,232,000.00	\$369.28	\$9,232,000.00
DE Kentucky	DE Bus Services	12/20/2017	12/21/2017	1	1.4400	\$15,499,000.00	\$619.96	\$15,499,000.00
DE Carolinas	DE Bus Services	12/21/2017	12/22/2017	1	1.4400	\$139,717,000.00	\$5,588.68	\$139,717,000.00
DE Florida	DE Bus Services	12/21/2017	12/22/2017	1	1.4400	\$153,248,000.00	\$6,129.92	\$153,248,000.00
DE Indiana	DE Bus Services	12/21/2017	12/22/2017	1	1.4400	\$19,128,000.00	\$765.12	\$19,128,000.00
DE Kentucky	DE Bus Services	12/21/2017	12/22/2017	1	1.4400	\$15,216,000.00	\$608.64	\$15,216,000.00
DE Carolinas	DE Bus Services	12/22/2017	12/26/2017	4	1.4400	\$102,784,000.00	\$16,445.44	\$411,136,000.00
DE Florida	DE Bus Services	12/22/2017	12/26/2017	4	1.4400	\$140,110,000.00	\$22,417.60	\$560,440,000.00
DE Indiana	DE Bus Services	12/22/2017	12/26/2017	4	1.4400	\$11,338,000.00	\$1,814.08	\$45,352,000.00
DE Kentucky	DE Bus Services	12/22/2017	12/26/2017	4	1.4400	\$13,347,000.00	\$2,135.52	\$53,388,000.00
DE Carolinas	DE Bus Services	12/26/2017	12/27/2017	1	1.4400	\$95,388,000.00	\$3,815.52	\$95,388,000.00
DE Florida	DE Bus Services	12/26/2017	12/27/2017	1	1.4400	\$141,070,000.00	\$5,642.80	\$141,070,000.00
DE Indiana	DE Bus Services	12/26/2017	12/27/2017	1	1.4400	\$11,238,000.00	\$449.52	\$11,238,000.00
DE Florida	DE Bus Services	12/27/2017	12/28/2017	1	1.5300	\$23,376,000.00	\$993.48	\$23,376,000.00
DE Kentucky	DE Bus Services	12/28/2017	12/29/2017	1	1.4800	\$27,267,000.00	\$1,120.98	\$27,267,000.00
DE Florida	DE Bus Services	12/29/2017	01/02/2018	4	1.4900	\$41,180,000.00	\$6,817.58	\$164,720,000.00
DE Florida	DE Bus Services	01/02/2018	01/03/2018	1	1.3900	\$74,073,000.00	\$2,860.04	\$74,073,000.00

DE Florida	DE Bus Services	01/03/2018	01/04/2018	1	1.3900	\$84,534,000.00	\$3,263.95	\$84,534,000.00
DE Florida	DE Bus Services	01/04/2018	01/05/2018	1	1.4000	\$103,466,000.00	\$4,023.68	\$103,466,000.00
DE Florida	DE Bus Services	01/05/2018	01/08/2018	3	1.3900	\$110,271,000.00	\$12,773.06	\$330,813,000.00
DE Florida	DE Bus Services	01/08/2018	01/09/2018	1	1.3900	\$115,936,000.00	\$4,476.42	\$115,936,000.00
DE Florida	DE Bus Services	01/09/2018	01/10/2018	1	1.3900	\$121,476,000.00	\$4,690.32	\$121,476,000.00
DE Florida	DE Bus Services	01/10/2018	01/11/2018	1	1.4100	\$127,164,000.00	\$4,980.59	\$127,164,000.00
DE Florida	DE Bus Services	01/11/2018	01/12/2018	1	1.4100	\$125,696,000.00	\$4,923.09	\$125,696,000.00
DE Florida	DE Bus Services	01/12/2018	01/16/2018	4	1.4200	\$136,565,000.00	\$21,546.92	\$546,260,000.00
DE Florida	DE Bus Services	01/16/2018	01/17/2018	1	1.4200	\$98,012,000.00	\$3,866.03	\$98,012,000.00
DE Florida	DE Bus Services	01/17/2018	01/18/2018	1	1.4300	\$105,156,000.00	\$4,177.03	\$105,156,000.00
DE Florida	DE Bus Services	01/18/2018	01/19/2018	1	1.4400	\$110,778,000.00	\$4,431.12	\$110,778,000.00
DE Florida	DE Bus Services	01/19/2018	01/22/2018	3	1.4400	\$114,890,000.00	\$13,786.80	\$344,670,000.00
DE Florida	DE Bus Services	01/22/2018	01/23/2018	1	1.4400	\$113,723,000.00	\$4,548.92	\$113,723,000.00
DE Florida	DE Bus Services	01/23/2018	01/24/2018	1	1.450000	\$21,321,000.00	\$85,876.25	\$21,321,000.00
DE Florida	DE Bus Services	01/24/2018	01/25/2018	1	1.4300	\$23,465,000.00	\$932.08	\$23,465,000.00
DE Florida	DE Bus Services	01/25/2018	01/26/2018	1	1.4300	\$24,494,000.00	\$972.96	\$24,494,000.00
DE Florida	DE Bus Services	01/26/2018	01/29/2018	3	1.4400	\$26,510,000.00	\$3,181.20	\$79,530,000.00
DE Florida	DE Bus Services	01/29/2018	01/30/2018	1	1.4200	\$35,168,000.00	\$1,387.18	\$35,168,000.00
DE Florida	DE Bus Services	01/30/2018	01/31/2018	1	1.4200	\$31,822,000.00	\$1,255.20	\$31,822,000.00
DE Florida	DE Bus Services	01/31/2018	02/01/2018	1	1.4300	\$39,998,000.00	\$1,588.81	\$39,998,000.00
DE Florida	DE Bus Services	02/01/2018	02/02/2018	1	1.4600	\$43,780,000.00	\$1,775.52	\$43,780,000.00
DE Florida	DE Bus Services	02/02/2018	02/05/2018	3	1.4500	\$49,570,000.00	\$5,989.71	\$148,710,000.00
DE Florida	DE Bus Services	02/05/2018	02/06/2018	1	1.4500	\$56,756,000.00	\$2,286.01	\$56,756,000.00
DE Florida	DE Bus Services	02/06/2018	02/07/2018	1	1.4600	\$63,307,000.00	\$2,567.45	\$63,307,000.00
DE Florida	DE Bus Services	02/07/2018	02/08/2018	1	1.4700	\$69,931,000.00	\$2,855.52	\$69,931,000.00
DE Florida	DE Bus Services	02/08/2018	02/09/2018	1	1.4700	\$74,561,000.00	\$3,044.57	\$74,561,000.00
DE Florida	DE Bus Services	02/09/2018	02/12/2018	3	1.4900	\$78,523,000.00	\$9,749.94	\$235,569,000.00
DE Florida	DE Bus Services	02/12/2018	02/13/2018	1	1.4900	\$85,923,000.00	\$3,556.26	\$85,923,000.00
DE Florida	DE Bus Services	02/13/2018	02/14/2018	1	1.4900	\$92,807,000.00	\$3,841.18	\$92,807,000.00
DE Florida	DE Bus Services	02/14/2018	02/15/2018	1	1.4900	\$98,873,000.00	\$4,092.24	\$98,873,000.00
DE Florida	DE Bus Services	02/15/2018	02/16/2018	1	1.5200	\$97,795,000.00	\$4,129.12	\$97,795,000.00
DE Florida	DE Bus Services	02/16/2018	02/20/2018	4	1.5200	\$106,333,000.00	\$17,958.46	\$425,332,000.00
DE Florida	DE Bus Services	02/20/2018	02/21/2018	1	1.5200	\$85,143,000.00	\$3,594.93	\$85,143,000.00
DE Florida	DE Bus Services	02/21/2018	02/22/2018	1	1.5200	\$101,850,000.00	\$4,300.33	\$101,850,000.00
DE Florida	DE Bus Services	02/22/2018	02/23/2018	1	1.5400	\$14,270,000.00	\$610.44	\$14,270,000.00
DE Florida	DE Bus Services	02/23/2018	02/26/2018	3	1.5300	\$16,309,000.00	\$2,079.40	\$48,927,000.00
DE Florida	DE Bus Services	02/26/2018	02/27/2018	1	1.5500	\$10,823,000.00	\$465.99	\$10,823,000.00
DE Florida	DE Bus Services	02/27/2018	02/28/2018	1	1.5400	\$14,170,000.00	\$606.16	\$14,170,000.00
DE Florida	DE Bus Services	02/28/2018	03/01/2018	1	1.5700	\$23,797,000.00	\$1,037.81	\$23,797,000.00
DE Carolinas	DE Bus Services	03/01/2018	03/02/2018	1	1.5900	\$77,088,000.00	\$3,404.72	\$77,088,000.00

DE Florida	DE Bus Services	03/01/2018	03/02/2018	1	1.5900	\$38,565,000.00	\$1,703.29	\$38,565,000.00
DE Carolinas	DE Bus Services	03/02/2018	03/05/2018	3	1.6000	\$91,831,000.00	\$12,244.13	\$275,493,000.00
DE Florida	DE Bus Services	03/02/2018	03/05/2018	3	1.6000	\$45,149,000.00	\$6,019.87	\$135,447,000.00
DE Carolinas	DE Bus Services	03/05/2018	03/06/2018	1	1.6300	\$98,248,000.00	\$4,448.45	\$98,248,000.00
DE Florida	DE Bus Services	03/05/2018	03/06/2018	1	1.6300	\$50,252,000.00	\$2,275.30	\$50,252,000.00
DE Carolinas	DE Bus Services	03/06/2018	03/07/2018	1	1.6600	\$113,503,000.00	\$5,233.75	\$113,503,000.00
DE Florida	DE Bus Services	03/06/2018	03/07/2018	1	1.6600	\$60,903,000.00	\$2,808.31	\$60,903,000.00
DE Carolinas	DE Bus Services	03/07/2018	03/08/2018	1	1.6500	\$130,687,000.00	\$5,989.82	\$130,687,000.00
DE Florida	DE Bus Services	03/07/2018	03/08/2018	1	1.6500	\$68,839,000.00	\$3,155.12	\$68,839,000.00
DE Carolinas	DE Bus Services	03/08/2018	03/09/2018	1	1.6700	\$149,605,000.00	\$6,940.01	\$149,605,000.00
DE Florida	DE Bus Services	03/08/2018	03/09/2018	1	1.6700	\$75,080,000.00	\$3,482.88	\$75,080,000.00
DE Carolinas	DE Bus Services	03/09/2018	03/12/2018	3	1.6700	\$158,491,000.00	\$22,056.66	\$475,473,000.00
DE Florida	DE Bus Services	03/09/2018	03/12/2018	3	1.6700	\$77,832,000.00	\$10,831.62	\$233,496,000.00
DE Carolinas	DE Bus Services	03/12/2018	03/13/2018	1	1.7000	\$168,868,000.00	\$7,974.32	\$168,868,000.00
DE Florida	DE Bus Services	03/12/2018	03/13/2018	1	1.7000	\$83,557,000.00	\$3,945.75	\$83,557,000.00
DE Carolinas	DE Bus Services	03/13/2018	03/14/2018	1	1.7100	\$185,110,000.00	\$8,792.73	\$185,110,000.00
DE Florida	DE Bus Services	03/13/2018	03/14/2018	1	1.7100	\$84,498,000.00	\$4,013.66	\$84,498,000.00
DE Carolinas	DE Bus Services	03/14/2018	03/15/2018	1	1.7500	\$198,392,000.00	\$9,644.06	\$198,392,000.00
DE Florida	DE Bus Services	03/14/2018	03/15/2018	1	1.7500	\$91,079,000.00	\$4,427.45	\$91,079,000.00
DE Carolinas	DE Bus Services	03/15/2018	03/16/2018	1	1.7700	\$198,608,000.00	\$9,764.89	\$198,608,000.00
DE Florida	DE Bus Services	03/15/2018	03/16/2018	1	1.7700	\$70,388,000.00	\$3,460.74	\$70,388,000.00
DE Carolinas	DE Bus Services	03/16/2018	03/19/2018	3	1.7700	\$205,793,000.00	\$30,354.47	\$617,379,000.00
DE Florida	DE Bus Services	03/16/2018	03/19/2018	3	1.7700	\$76,265,000.00	\$11,249.09	\$228,795,000.00
DE Carolinas	DE Bus Services	03/19/2018	03/20/2018	1	1.7600	\$215,545,000.00	\$10,537.76	\$215,545,000.00
DE Florida	DE Bus Services	03/19/2018	03/20/2018	1	1.7600	\$80,882,000.00	\$3,954.23	\$80,882,000.00
DE Carolinas	DE Bus Services	03/20/2018	03/21/2018	1	1.7600	\$234,440,000.00	\$11,461.51	\$234,440,000.00
DE Florida	DE Bus Services	03/20/2018	03/21/2018	1	1.7600	\$64,395,000.00	\$3,148.20	\$64,395,000.00
DE Carolinas	DE Bus Services	03/21/2018	03/22/2018	1	1.8100	\$251,952,000.00	\$12,667.59	\$251,952,000.00
DE Florida	DE Bus Services	03/21/2018	03/22/2018	1	1.8100	\$73,352,000.00	\$3,687.98	\$73,352,000.00
DE Carolinas	DE Bus Services	03/22/2018	03/23/2018	1	1.8100	\$290,224,000.00	\$14,591.82	\$290,224,000.00
DE Florida	DE Bus Services	03/22/2018	03/23/2018	1	1.8100	\$85,062,000.00	\$4,276.73	\$85,062,000.00
DE Carolinas	DE Bus Services	03/23/2018	03/26/2018	3	1.7900	\$314,294,000.00	\$46,882.19	\$942,882,000.00
DE Florida	DE Bus Services	03/23/2018	03/26/2018	3	1.7900	\$99,464,000.00	\$14,836.71	\$298,392,000.00
DE Carolinas	DE Bus Services	03/26/2018	03/27/2018	1	1.8000	\$254,046,000.00	\$12,702.30	\$254,046,000.00
DE Florida	DE Bus Services	03/26/2018	03/27/2018	1	1.8000	\$71,601,000.00	\$3,580.05	\$71,601,000.00
DE Carolinas	DE Bus Services	03/27/2018	03/28/2018	1	1.8000	\$273,757,000.00	\$13,687.85	\$273,757,000.00
DE Florida	DE Bus Services	03/27/2018	03/28/2018	1	1.8000	\$84,532,000.00	\$4,226.60	\$84,532,000.00
DE Carolinas	DE Bus Services	03/28/2018	03/29/2018	1	1.8100	\$113,239,000.00	\$5,693.41	\$113,239,000.00
DE Florida	DE Bus Services	03/28/2018	03/29/2018	1	1.8100	\$57,960,000.00	\$2,914.10	\$57,960,000.00
DE Carolinas	DE Bus Services	03/29/2018	03/30/2018	1	1.8300	\$6,224,000.00	\$316.39	\$6,224,000.00

DE Florida	DE Bus Services	03/29/2018	03/30/2018	1	1.8300	\$68,105,000.00	\$3,462.00	\$68,105,000.00
DE Florida	DE Bus Services	03/30/2018	04/02/2018	3	1.8300	\$63,841,000.00	\$9,735.75	\$191,523,000.00
DE Florida	DE Bus Services	04/02/2018	04/03/2018	1	1.8400	\$59,359,000.00	\$3,033.90	\$59,359,000.00
DE Carolinas	DE Bus Services	04/03/2018	04/04/2018	1	1.8000	\$6,131,000.00	\$306.55	\$6,131,000.00
DE Florida	DE Bus Services	04/03/2018	04/04/2018	1	1.8000	\$69,198,000.00	\$3,459.90	\$69,198,000.00
DE Carolinas	DE Bus Services	04/04/2018	04/05/2018	1	1.7900	\$17,242,000.00	\$857.31	\$17,242,000.00
DE Florida	DE Bus Services	04/04/2018	04/05/2018	1	1.7900	\$78,069,000.00	\$3,881.76	\$78,069,000.00
DE Carolinas	DE Bus Services	04/05/2018	04/06/2018	1	1.8100	\$30,109,000.00	\$1,513.81	\$30,109,000.00
DE Florida	DE Bus Services	04/05/2018	04/06/2018	1	1.8100	\$90,031,000.00	\$4,526.56	\$90,031,000.00
DE Carolinas	DE Bus Services	04/06/2018	04/09/2018	3	1.8100	\$14,812,000.00	\$2,234.14	\$44,436,000.00
DE Florida	DE Bus Services	04/06/2018	04/09/2018	3	1.8100	\$96,594,000.00	\$14,569.60	\$289,782,000.00
DE Carolinas	DE Bus Services	04/09/2018	04/10/2018	1	1.7800	\$8,016,000.00	\$396.35	\$8,016,000.00
DE Florida	DE Bus Services	04/09/2018	04/10/2018	1	1.7800	\$101,163,000.00	\$5,001.95	\$101,163,000.00
DE Carolinas	DE Bus Services	04/10/2018	04/11/2018	1	1.7900	\$14,162,000.00	\$704.17	\$14,162,000.00
DE Florida	DE Bus Services	04/10/2018	04/11/2018	1	1.7900	\$111,352,000.00	\$5,536.67	\$111,352,000.00
DE Carolinas	DE Bus Services	04/11/2018	04/12/2018	1	1.8000	\$23,579,000.00	\$1,178.95	\$23,579,000.00
DE Florida	DE Bus Services	04/11/2018	04/12/2018	1	1.8000	\$118,893,000.00	\$5,944.65	\$118,893,000.00
DE Carolinas	DE Bus Services	04/12/2018	04/13/2018	1	1.8000	\$33,028,000.00	\$1,651.40	\$33,028,000.00
DE Florida	DE Bus Services	04/12/2018	04/13/2018	1	1.8000	\$129,264,000.00	\$6,463.20	\$129,264,000.00
DE Carolinas	DE Bus Services	04/13/2018	04/16/2018	3	1.8000	\$21,457,000.00	\$3,218.55	\$64,371,000.00
DE Florida	DE Bus Services	04/13/2018	04/16/2018	3	1.8000	\$130,329,000.00	\$19,549.35	\$390,987,000.00
DE Florida	DE Bus Services	04/16/2018	04/17/2018	1	1.8000	\$105,343,000.00	\$5,267.15	\$105,343,000.00
DE Florida	DE Bus Services	04/17/2018	04/18/2018	1	1.8000	\$103,664,000.00	\$5,183.20	\$103,664,000.00
DE Florida	DE Bus Services	04/18/2018	04/19/2018	1	1.7800	\$116,429,000.00	\$5,756.77	\$116,429,000.00
DE Florida	DE Bus Services	04/19/2018	04/20/2018	1	1.7800	\$121,385,000.00	\$6,001.81	\$121,385,000.00
DE Florida	DE Bus Services	04/20/2018	04/23/2018	3	1.7800	\$103,843,000.00	\$15,403.38	\$311,529,000.00
DE Florida	DE Bus Services	04/23/2018	04/24/2018	1	1.7700	\$105,629,000.00	\$5,193.43	\$105,629,000.00
DE Florida	DE Bus Services	04/24/2018	04/25/2018	1	1.8000	\$115,239,000.00	\$5,761.95	\$115,239,000.00
DE Florida	DE Bus Services	04/25/2018	04/26/2018	1	1.8000	\$99,330,000.00	\$4,966.50	\$99,330,000.00
DE Florida	DE Bus Services	04/26/2018	04/27/2018	1	1.8100	\$27,973,000.00	\$1,406.42	\$27,973,000.00
DE Florida	DE Bus Services	04/27/2018	04/30/2018	3	1.8100	\$25,245,000.00	\$3,807.79	\$75,735,000.00
DE Florida	DE Bus Services	04/30/2018	05/01/2018	1	1.8100	\$23,648,000.00	\$1,188.97	\$23,648,000.00
DE Florida	DE Bus Services	05/01/2018	05/02/2018	1	1.8300	\$29,491,000.00	\$1,499.13	\$29,491,000.00
DE Florida	DE Bus Services	05/02/2018	05/03/2018	1	1.8000	\$36,735,000.00	\$1,836.75	\$36,735,000.00
DE Florida	DE Bus Services	05/03/2018	05/04/2018	1	1.8100	\$43,502,000.00	\$2,187.18	\$43,502,000.00
DE Florida	DE Bus Services	05/04/2018	05/07/2018	3	1.8000	\$48,698,000.00	\$7,304.70	\$146,094,000.00
DE Florida	DE Bus Services	05/07/2018	05/08/2018	1	1.8000	\$52,120,000.00	\$2,606.00	\$52,120,000.00
DE Florida	DE Bus Services	05/08/2018	05/09/2018	1	1.8000	\$60,879,000.00	\$3,043.95	\$60,879,000.00
DE Florida	DE Bus Services	05/09/2018	05/10/2018	1	1.8000	\$68,416,000.00	\$3,420.80	\$68,416,000.00
DE Florida	DE Bus Services	05/10/2018	05/11/2018	1	1.8100	\$71,231,000.00	\$3,581.34	\$71,231,000.00

DE Florida	DE Bus Services	05/11/2018	05/14/2018	3	1.8100	\$73,083,000.00	\$11,023.35	\$219,249,000.00
DE Florida	DE Bus Services	05/14/2018	05/15/2018	1	1.8100	\$73,648,000.00	\$3,702.86	\$73,648,000.00
DE Florida	DE Bus Services	05/15/2018	05/16/2018	1	1.7800	\$76,401,000.00	\$3,777.61	\$76,401,000.00
DE Florida	DE Bus Services	05/16/2018	05/17/2018	1	1.7900	\$78,035,000.00	\$3,880.07	\$78,035,000.00
DE Florida	DE Bus Services	05/17/2018	05/18/2018	1	1.7900	\$86,519,000.00	\$4,301.92	\$86,519,000.00
DE Florida	DE Bus Services	05/18/2018	05/21/2018	3	1.8000	\$91,268,000.00	\$13,690.20	\$273,804,000.00
DE Florida	DE Bus Services	05/21/2018	05/22/2018	1	1.7900	\$67,933,000.00	\$3,377.78	\$67,933,000.00
DE Florida	DE Bus Services	05/22/2018	05/23/2018	1	1.7900	\$78,534,000.00	\$3,904.89	\$78,534,000.00
DE Florida	DE Bus Services	05/23/2018	05/24/2018	1	1.8000	\$87,513,000.00	\$4,375.65	\$87,513,000.00
DE Florida	DE Bus Services	05/24/2018	05/25/2018	1	1.8000	\$96,335,000.00	\$4,816.75	\$96,335,000.00
DE Florida	DE Bus Services	05/25/2018	05/29/2018	4	1.8000	\$72,643,000.00	\$14,528.60	\$290,572,000.00
DE Florida	DE Bus Services	05/29/2018	05/30/2018	1	1.8400	\$9,841,000.00	\$502.98	\$9,841,000.00
DE Florida	DE Bus Services	05/30/2018	05/31/2018	1	1.8400	\$15,016,000.00	\$767.48	\$15,016,000.00
DE Florida	DE Bus Services	05/31/2018	06/01/2018	1	1.8300	\$18,690,000.00	\$950.08	\$18,690,000.00
DE Florida	DE Bus Services	06/01/2018	06/04/2018	3	1.8600	\$21,528,000.00	\$3,336.84	\$64,584,000.00
DE Florida	DE Bus Services	06/04/2018	06/05/2018	1	1.8600	\$23,377,000.00	\$1,207.81	\$23,377,000.00
DE Florida	DE Bus Services	06/05/2018	06/06/2018	1	1.8600	\$28,799,000.00	\$1,487.95	\$28,799,000.00
DE Florida	DE Bus Services	06/06/2018	06/07/2018	1	1.8700	\$32,691,000.00	\$1,698.12	\$32,691,000.00
DE Florida	DE Bus Services	06/07/2018	06/08/2018	1	1.8800	\$38,045,000.00	\$1,986.79	\$38,045,000.00
DE Florida	DE Bus Services	06/08/2018	06/11/2018	3	1.8900	\$40,400,000.00	\$6,363.00	\$121,200,000.00
DE Florida	DE Bus Services	06/11/2018	06/12/2018	1	1.9100	\$34,021,000.00	\$1,805.00	\$34,021,000.00
DE Florida	DE Bus Services	06/12/2018	06/13/2018	1	1.9200	\$40,268,000.00	\$2,147.63	\$40,268,000.00
DE Florida	DE Bus Services	06/13/2018	06/14/2018	1	1.9100	\$45,312,000.00	\$2,404.05	\$45,312,000.00
DE Florida	DE Bus Services	06/14/2018	06/15/2018	1	1.9400	\$49,531,000.00	\$2,669.17	\$49,531,000.00
DE Florida	DE Bus Services	06/21/2018	06/22/2018	1	1.9200	\$157,537,000.00	\$8,401.97	\$157,537,000.00
DE Florida	DE Bus Services	06/22/2018	06/25/2018	3	1.9400	\$163,559,000.00	\$26,442.04	\$490,677,000.00
DE Florida	DE Bus Services	06/25/2018	06/26/2018	1	1.9400	\$145,205,000.00	\$7,824.94	\$145,205,000.00
DE Florida	DE Bus Services	06/26/2018	06/27/2018	1	1.9300	\$39,894,000.00	\$2,138.76	\$39,894,000.00
DE Florida	DE Bus Services	06/27/2018	06/28/2018	1	1.8900	\$44,175,000.00	\$2,319.19	\$44,175,000.00
DE Florida	DE Bus Services	06/28/2018	06/29/2018	1	1.9100	\$49,499,000.00	\$2,626.20	\$49,499,000.00
DE Florida	DE Bus Services	06/29/2018	07/02/2018	3	1.9100	\$60,529,000.00	\$9,634.20	\$181,587,000.00
DE Florida	DE Bus Services	07/02/2018	07/03/2018	1	1.8800	\$67,280,000.00	\$3,513.51	\$67,280,000.00
DE Florida	DE Bus Services	07/03/2018	07/05/2018	2	1.9200	\$74,096,000.00	\$7,903.57	\$148,192,000.00
DE Florida	DE Bus Services	07/05/2018	07/06/2018	1	1.9600	\$81,556,000.00	\$4,440.27	\$81,556,000.00
DE Florida	DE Bus Services	07/06/2018	07/09/2018	3	1.9300	\$92,692,000.00	\$14,907.96	\$278,076,000.00
DE Florida	DE Bus Services	07/09/2018	07/10/2018	1	1.9400	\$74,605,000.00	\$4,020.38	\$74,605,000.00
DE Florida	DE Bus Services	07/10/2018	07/11/2018	1	1.9400	\$74,031,000.00	\$3,989.45	\$74,031,000.00
DE Florida	DE Bus Services	07/11/2018	07/12/2018	1	1.9100	\$80,097,000.00	\$4,249.59	\$80,097,000.00
DE Florida	DE Bus Services	07/12/2018	07/13/2018	1	1.9100	\$85,260,000.00	\$4,523.52	\$85,260,000.00
DE Florida	DE Bus Services	07/13/2018	07/16/2018	3	1.9200	\$94,559,000.00	\$15,129.44	\$283,677,000.00

DE Florida	DE Bus Services	07/16/2018	07/17/2018	1	1.9200	\$90,027,000.00	\$4,801.44	\$90,027,000.00
DE Florida	DE Bus Services	07/17/2018	07/18/2018	1	1.9200	\$98,893,000.00	\$5,274.29	\$98,893,000.00
DE Florida	DE Bus Services	07/18/2018	07/19/2018	1	1.9500	\$110,069,000.00	\$5,962.07	\$110,069,000.00
DE Florida	DE Bus Services	07/19/2018	07/20/2018	1	1.9300	\$116,182,000.00	\$6,228.65	\$116,182,000.00
DE Florida	DE Bus Services	07/20/2018	07/23/2018	3	1.9300	\$102,092,000.00	\$16,419.80	\$306,276,000.00
DE Florida	DE Bus Services	07/23/2018	07/24/2018	1	1.9300	\$104,909,000.00	\$5,624.29	\$104,909,000.00
DE Florida	DE Bus Services	07/24/2018	07/25/2018	1	1.9300	\$35,875,000.00	\$1,923.30	\$35,875,000.00
DE Florida	DE Bus Services	07/25/2018	07/26/2018	1	1.9300	\$30,082,000.00	\$1,612.73	\$30,082,000.00
DE Florida	DE Bus Services	07/26/2018	07/27/2018	1	1.9400	\$39,979,000.00	\$2,154.42	\$39,979,000.00
DE Florida	DE Bus Services	07/27/2018	07/30/2018	3	1.9200	\$42,941,000.00	\$6,870.56	\$128,823,000.00
DE Florida	DE Bus Services	07/30/2018	07/31/2018	1	1.9400	\$42,008,000.00	\$2,263.76	\$42,008,000.00
DE Florida	DE Bus Services	07/31/2018	08/01/2018	1	1.9400	\$59,144,000.00	\$3,187.20	\$59,144,000.00
DE Florida	DE Bus Services	08/01/2018	08/02/2018	1	1.9500	\$68,671,000.00	\$3,719.68	\$68,671,000.00
DE Florida	DE Bus Services	08/02/2018	08/03/2018	1	1.9400	\$76,559,000.00	\$4,125.68	\$76,559,000.00
DE Florida	DE Bus Services	08/03/2018	08/06/2018	3	1.9100	\$85,219,000.00	\$13,564.02	\$255,657,000.00
DE Florida	DE Bus Services	08/06/2018	08/07/2018	1	1.9100	\$89,474,000.00	\$4,747.09	\$89,474,000.00
DE Florida	DE Bus Services	08/07/2018	08/08/2018	1	1.9300	\$101,041,000.00	\$5,416.92	\$101,041,000.00
DE Florida	DE Bus Services	08/08/2018	08/09/2018	1	1.9400	\$110,862,000.00	\$5,974.23	\$110,862,000.00
DE Florida	DE Bus Services	08/09/2018	08/10/2018	1	1.8900	\$150,365,000.00	\$7,894.16	\$150,365,000.00
DE Florida	DE Bus Services	08/10/2018	08/13/2018	3	1.9800	\$150,597,000.00	\$24,848.51	\$451,791,000.00
DE Florida	DE Bus Services	08/13/2018	08/14/2018	1	1.9700	\$155,374,000.00	\$8,502.41	\$155,374,000.00
DE Florida	DE Bus Services	08/14/2018	08/15/2018	1	1.9700	\$165,958,000.00	\$9,081.59	\$165,958,000.00
DE Florida	DE Bus Services	08/15/2018	08/16/2018	1	1.9500	\$177,432,000.00	\$9,610.90	\$177,432,000.00
DE Florida	DE Bus Services	08/16/2018	08/17/2018	1	1.9600	\$190,680,000.00	\$10,381.47	\$190,680,000.00
DE Florida	DE Bus Services	08/17/2018	08/20/2018	3	1.9700	\$200,627,000.00	\$32,936.27	\$601,881,000.00
DE Florida	DE Bus Services	08/20/2018	08/21/2018	1	1.9800	\$178,493,000.00	\$9,817.12	\$178,493,000.00
DE Florida	DE Bus Services	08/21/2018	08/22/2018	1	1.9800	\$190,301,000.00	\$10,466.56	\$190,301,000.00
DE Florida	DE Bus Services	08/22/2018	08/23/2018	1	1.9800	\$213,311,000.00	\$11,732.11	\$213,311,000.00
DE Florida	DE Bus Services	08/23/2018	08/24/2018	1	1.9600	\$96,254,000.00	\$5,240.50	\$96,254,000.00
DE Florida	DE Bus Services	08/24/2018	08/27/2018	3	1.9600	\$97,105,000.00	\$15,860.48	\$291,315,000.00
DE Florida	DE Bus Services	08/27/2018	08/28/2018	1	1.9600	\$75,264,000.00	\$4,097.71	\$75,264,000.00
DE Florida	DE Bus Services	08/28/2018	08/29/2018	1	1.9600	\$77,938,000.00	\$4,243.29	\$77,938,000.00
DE Florida	DE Bus Services	08/29/2018	08/30/2018	1	1.9500	\$93,200,000.00	\$5,048.33	\$93,200,000.00
DE Florida	DE Bus Services	08/30/2018	08/31/2018	1	1.9500	\$97,173,000.00	\$5,263.54	\$97,173,000.00
DE Florida	DE Bus Services	08/31/2018	09/04/2018	4	1.9500	\$113,440,000.00	\$24,578.67	\$453,760,000.00
DE Florida	DE Bus Services	09/04/2018	09/05/2018	1	1.9800	\$125,717,000.00	\$6,914.44	\$125,717,000.00
DE Florida	DE Bus Services	09/05/2018	09/06/2018	1	1.9700	\$143,777,000.00	\$7,867.80	\$143,777,000.00
DE Florida	DE Bus Services	09/06/2018	09/07/2018	1	1.9800	\$158,659,000.00	\$8,726.25	\$158,659,000.00
DE Florida	DE Bus Services	09/07/2018	09/10/2018	3	2.0100	\$166,127,000.00	\$27,826.27	\$498,381,000.00
DE Florida	DE Bus Services	09/10/2018	09/11/2018	1	2.0400	\$159,979,000.00	\$9,065.48	\$159,979,000.00

DE Florida	DE Bus Services	09/11/2018	09/12/2018	1	2.0500	\$145,575,000.00	\$8,289.69	\$145,575,000.00
DE Florida	DE Bus Services	09/12/2018	09/13/2018	1	2.0300	\$158,253,000.00	\$8,923.71	\$158,253,000.00
DE Florida	DE Bus Services	09/13/2018	09/14/2018	1	2.0500	\$174,080,000.00	\$9,912.89	\$174,080,000.00
DE Florida	DE Bus Services	09/14/2018	09/17/2018	3	2.0500	\$161,093,000.00	\$27,520.05	\$483,279,000.00
DE Florida	DE Bus Services	09/17/2018	09/18/2018	1	2.0500	\$123,484,000.00	\$7,031.73	\$123,484,000.00
DE Florida	DE Bus Services	09/18/2018	09/19/2018	1	2.0400	\$136,921,000.00	\$7,758.86	\$136,921,000.00
DE Florida	DE Bus Services	09/19/2018	09/20/2018	1	2.0800	\$149,193,000.00	\$8,620.04	\$149,193,000.00
DE Florida	DE Bus Services	09/20/2018	09/21/2018	1	2.0800	\$133,530,000.00	\$7,715.07	\$133,530,000.00
DE Florida	DE Bus Services	09/21/2018	09/24/2018	3	2.0700	\$137,115,000.00	\$23,652.34	\$411,345,000.00
DE Florida	DE Bus Services	09/24/2018	09/25/2018	1	2.0700	\$145,614,000.00	\$8,372.81	\$145,614,000.00
DE Florida	DE Bus Services	09/25/2018	09/26/2018	1	2.1000	\$120,736,000.00	\$7,042.93	\$120,736,000.00
DE Florida	DE Bus Services	09/26/2018	09/27/2018	1	2.1000	\$44,099,000.00	\$2,572.44	\$44,099,000.00
DE Florida	DE Bus Services	09/27/2018	09/28/2018	1	2.1200	\$56,671,000.00	\$3,337.29	\$56,671,000.00
DE Florida	DE Bus Services	09/28/2018	10/01/2018	3	2.1200	\$76,568,000.00	\$13,527.01	\$229,704,000.00
DE Florida	DE Bus Services	10/01/2018	10/02/2018	1	2.1600	\$71,411,000.00	\$4,284.66	\$71,411,000.00
DE Florida	DE Bus Services	10/02/2018	10/03/2018	1	2.1800	\$79,609,000.00	\$4,820.77	\$79,609,000.00
DE Florida	DE Bus Services	10/03/2018	10/04/2018	1	2.1800	\$91,319,000.00	\$5,529.87	\$91,319,000.00
DE Florida	DE Bus Services	10/04/2018	10/05/2018	1	2.1800	\$95,722,000.00	\$5,796.50	\$95,722,000.00
DE Florida	DE Bus Services	10/05/2018	10/09/2018	4	2.1700	\$100,577,000.00	\$24,250.23	\$402,308,000.00
DE Florida	DE Bus Services	10/09/2018	10/10/2018	1	2.2000	\$107,860,000.00	\$6,591.44	\$107,860,000.00
DE Florida	DE Bus Services	10/10/2018	10/11/2018	1	2.1900	\$120,474,000.00	\$7,328.84	\$120,474,000.00
DE Florida	DE Bus Services	10/11/2018	10/12/2018	1	2.2200	\$131,753,000.00	\$8,124.77	\$131,753,000.00
DE Florida	DE Bus Services	10/12/2018	10/15/2018	3	2.2200	\$130,421,000.00	\$24,127.89	\$391,263,000.00
DE Florida	DE Bus Services	10/15/2018	10/16/2018	1	2.2200	\$124,634,000.00	\$7,685.76	\$124,634,000.00
DE Florida	DE Bus Services	10/16/2018	10/17/2018	1	2.2200	\$133,811,000.00	\$8,251.68	\$133,811,000.00
DE Florida	DE Bus Services	10/17/2018	10/18/2018	1	2.2100	\$140,761,000.00	\$8,641.16	\$140,761,000.00
DE Florida	DE Bus Services	10/18/2018	10/19/2018	1	2.2100	\$32,518,000.00	\$1,996.24	\$32,518,000.00
DE Florida	DE Bus Services	10/19/2018	10/22/2018	3	2.2200	\$32,701,000.00	\$6,049.69	\$98,103,000.00
DE Florida	DE Bus Services	10/22/2018	10/23/2018	1	2.2200	\$31,909,000.00	\$1,967.72	\$31,909,000.00
DE Florida	DE Bus Services	10/23/2018	10/24/2018	1	2.2200	\$39,291,000.00	\$2,422.95	\$39,291,000.00
DE Florida	DE Bus Services	10/24/2018	10/25/2018	1	2.2500	\$44,862,000.00	\$2,803.88	\$44,862,000.00
DE Florida	DE Bus Services	10/25/2018	10/26/2018	1	2.2200	\$35,537,000.00	\$2,191.45	\$35,537,000.00
DE Florida	DE Bus Services	10/26/2018	10/29/2018	3	2.2200	\$43,376,000.00	\$8,024.56	\$130,128,000.00
DE Florida	DE Bus Services	10/29/2018	10/30/2018	1	2.2100	\$40,638,000.00	\$2,494.72	\$40,638,000.00
DE Florida	DE Bus Services	10/30/2018	10/31/2018	1	2.0800	\$46,221,000.00	\$2,670.55	\$46,221,000.00
DE Florida	DE Bus Services	10/31/2018	11/01/2018	1	2.1100	\$62,391,000.00	\$3,656.81	\$62,391,000.00
DE Florida	DE Bus Services	11/01/2018	11/02/2018	1	2.2700	\$67,257,000.00	\$4,240.93	\$67,257,000.00
DE Florida	DE Bus Services	11/02/2018	11/05/2018	3	2.2000	\$72,647,000.00	\$13,318.62	\$217,941,000.00
DE Florida	DE Bus Services	11/05/2018	11/06/2018	1	2.2400	\$80,541,000.00	\$5,011.44	\$80,541,000.00
DE Florida	DE Bus Services	11/06/2018	11/07/2018	1	2.0800	\$92,252,000.00	\$5,330.12	\$92,252,000.00

DE Florida	DE Bus Services	11/07/2018	11/08/2018	1	2.0800	\$102,890,000.00	\$5,944.76	\$102,890,000.00
DE Carolinas	DE Bus Services	11/08/2018	11/09/2018	1	2.1900	\$196,523,000.00	\$11,955.15	\$196,523,000.00
DE Florida	DE Bus Services	11/08/2018	11/09/2018	1	2.1900	\$175,741,000.00	\$10,690.91	\$175,741,000.00
DE Carolinas	DE Bus Services	11/09/2018	11/13/2018	4	2.2600	\$235,744,000.00	\$59,197.94	\$942,976,000.00
DE Florida	DE Bus Services	11/09/2018	11/13/2018	4	2.2600	\$201,797,000.00	\$50,673.47	\$807,188,000.00
DE Carolinas	DE Bus Services	11/13/2018	11/14/2018	1	2.0400	\$248,797,000.00	\$14,098.50	\$248,797,000.00
DE Florida	DE Bus Services	11/13/2018	11/14/2018	1	2.0400	\$209,301,000.00	\$11,860.39	\$209,301,000.00
DE Carolinas	DE Bus Services	11/14/2018	11/15/2018	1	2.2700	\$270,711,000.00	\$17,069.83	\$270,711,000.00
DE Florida	DE Bus Services	11/14/2018	11/15/2018	1	2.2700	\$206,739,000.00	\$13,036.04	\$206,739,000.00
DE Florida	DE Bus Services	11/15/2018	11/16/2018	1	2.2800	\$194,675,000.00	\$12,329.42	\$194,675,000.00
DE Florida	DE Bus Services	11/16/2018	11/19/2018	3	2.2900	\$197,993,000.00	\$37,783.66	\$593,979,000.00
DE Florida	DE Bus Services	11/19/2018	11/20/2018	1	2.2700	\$207,097,000.00	\$13,058.62	\$207,097,000.00
DE Florida	DE Bus Services	11/20/2018	11/21/2018	1	2.2600	\$184,968,000.00	\$11,611.88	\$184,968,000.00
DE Florida	DE Bus Services	11/21/2018	11/23/2018	2	2.2800	\$187,380,000.00	\$23,734.80	\$374,760,000.00
DE Florida	DE Bus Services	11/23/2018	11/26/2018	3	2.2700	\$181,485,000.00	\$34,330.91	\$544,455,000.00
DE Florida	DE Bus Services	11/26/2018	11/27/2018	1	2.2700	\$144,797,000.00	\$9,130.26	\$144,797,000.00
DE Florida	DE Bus Services	11/27/2018	11/28/2018	1	2.3200	\$145,243,000.00	\$9,360.10	\$145,243,000.00
DE Florida	DE Bus Services	11/28/2018	11/29/2018	1	2.2500	\$31,092,000.00	\$1,943.25	\$31,092,000.00
DE Florida	DE Bus Services	11/29/2018	11/30/2018	1	2.2500	\$35,437,000.00	\$2,214.81	\$35,437,000.00
DE Florida	DE Bus Services	11/30/2018	12/03/2018	3	2.3200	\$38,034,000.00	\$7,353.24	\$114,102,000.00
DE Florida	DE Bus Services	12/03/2018	12/04/2018	1	2.3400	\$37,136,000.00	\$2,413.84	\$37,136,000.00
DE Florida	DE Bus Services	12/04/2018	12/05/2018	1	2.3400	\$46,516,000.00	\$3,023.54	\$46,516,000.00
DE Florida	DE Bus Services	12/05/2018	12/06/2018	1	2.3900	\$54,182,000.00	\$3,597.08	\$54,182,000.00
DE Florida	DE Bus Services	12/06/2018	12/07/2018	1	2.3500	\$60,998,000.00	\$3,981.81	\$60,998,000.00
DE Florida	DE Bus Services	12/07/2018	12/10/2018	3	2.3800	\$63,212,000.00	\$12,537.05	\$189,636,000.00
DE Florida	DE Bus Services	12/10/2018	12/11/2018	1	2.4000	\$66,107,000.00	\$4,407.13	\$66,107,000.00
DE Florida	DE Bus Services	12/11/2018	12/12/2018	1	2.4300	\$73,067,000.00	\$4,932.02	\$73,067,000.00
DE Florida	DE Bus Services	12/12/2018	12/13/2018	1	2.4300	\$81,803,000.00	\$5,521.70	\$81,803,000.00
DE Florida	DE Bus Services	12/13/2018	12/14/2018	1	2.4100	\$87,375,000.00	\$5,849.27	\$87,375,000.00
DE Florida	DE Bus Services	12/14/2018	12/17/2018	3	2.4600	\$93,703,000.00	\$19,209.12	\$281,109,000.00
DE Florida	DE Bus Services	12/17/2018	12/18/2018	1	2.4200	\$53,814,000.00	\$3,617.50	\$53,814,000.00
DE Florida	DE Bus Services	12/18/2018	12/19/2018	1	2.4200	\$56,276,000.00	\$3,783.00	\$56,276,000.00
DE Florida	DE Bus Services	12/19/2018	12/20/2018	1	2.3900	\$61,563,000.00	\$4,087.10	\$61,563,000.00
DE Florida	DE Bus Services	12/20/2018	12/21/2018	1	2.4400	\$40,500,000.00	\$2,745.00	\$40,500,000.00
DE Florida	DE Bus Services	12/21/2018	12/24/2018	3	2.4400	\$39,119,000.00	\$7,954.20	\$117,357,000.00
DE Florida	DE Bus Services	12/24/2018	12/26/2018	2	2.4400	\$35,269,000.00	\$4,780.91	\$70,538,000.00
DE Florida	DE Bus Services	12/26/2018	12/27/2018	1	2.4800	\$18,849,000.00	\$1,298.49	\$18,849,000.00
DE Florida	DE Bus Services	01/09/2019	01/10/2019	1	2.4500	\$12,395,000.00	\$843.55	\$12,395,000.00
DE Florida	DE Bus Services	01/10/2019	01/11/2019	1	2.4400	\$16,216,000.00	\$1,099.08	\$16,216,000.00
DE Florida	DE Bus Services	01/11/2019	01/14/2019	3	2.4400	\$15,691,000.00	\$3,190.50	\$47,073,000.00

DE Florida	DE Bus Services	01/14/2019	01/15/2019	1	2.4700	\$12,863,000.00	\$882.54	\$12,863,000.00
DE Florida	DE Bus Services	01/17/2019	01/18/2019	1	2.4500	\$1,061,000.00	\$72.21	\$1,061,000.00
DE Carolinas	DE Bus Services	08/14/2019	08/15/2019	1	2.0800	\$93,300,000.00	\$5,390.67	\$93,300,000.00
DE Carolinas	DE Bus Services	08/15/2019	08/16/2019	1	2.0600	\$88,326,000.00	\$5,054.21	\$88,326,000.00
DE Carolinas	DE Bus Services	08/16/2019	08/19/2019	3	2.0300	\$96,032,000.00	\$16,245.41	\$288,096,000.00
DE Carolinas	DE Bus Services	08/19/2019	08/20/2019	1	2.0100	\$98,541,000.00	\$5,501.87	\$98,541,000.00
DE Carolinas	DE Bus Services	08/20/2019	08/21/2019	1	1.9800	\$101,810,000.00	\$5,599.55	\$101,810,000.00
DE Carolinas	DE Bus Services	08/21/2019	08/22/2019	1	1.9500	\$114,357,000.00	\$6,194.34	\$114,357,000.00
DE Carolinas	DE Bus Services	08/22/2019	08/23/2019	1	2.0300	\$145,108,000.00	\$8,182.48	\$145,108,000.00
DE Carolinas	DE Bus Services	08/23/2019	08/26/2019	3	2.0100	\$158,165,000.00	\$26,492.64	\$474,495,000.00
DE Carolinas	DE Bus Services	08/26/2019	08/27/2019	1	2.0300	\$119,149,000.00	\$6,718.68	\$119,149,000.00
DE Carolinas	DE Bus Services	08/27/2019	08/28/2019	1	2.0400	\$46,126,000.00	\$2,613.81	\$46,126,000.00
DE Carolinas	DE Bus Services	08/28/2019	08/29/2019	1	2.0200	\$53,126,000.00	\$2,980.96	\$53,126,000.00
DE Carolinas	DE Bus Services	08/29/2019	08/30/2019	1	2.0900	\$63,276,000.00	\$3,673.52	\$63,276,000.00
DE Carolinas	DE Bus Services	08/30/2019	09/03/2019	4	2.0800	\$56,764,000.00	\$13,118.79	\$227,056,000.00
DE Carolinas	DE Bus Services	09/03/2019	09/04/2019	1	2.0800	\$66,367,000.00	\$3,834.54	\$66,367,000.00
DE Carolinas	DE Bus Services	09/04/2019	09/05/2019	1	2.0200	\$79,725,000.00	\$4,473.46	\$79,725,000.00
DE Carolinas	DE Bus Services	09/05/2019	09/06/2019	1	2.0600	\$97,600,000.00	\$5,584.89	\$97,600,000.00
DE Carolinas	DE Bus Services	09/06/2019	09/09/2019	3	2.0400	\$105,471,000.00	\$17,930.07	\$316,413,000.00
DE Carolinas	DE Bus Services	09/09/2019	09/10/2019	1	2.0500	\$105,305,000.00	\$5,996.53	\$105,305,000.00
DE Carolinas	DE Bus Services	09/10/2019	09/11/2019	1	2.0500	\$134,932,000.00	\$7,683.63	\$134,932,000.00
DE Carolinas	DE Bus Services	09/11/2019	09/12/2019	1	2.0500	\$151,239,000.00	\$8,612.22	\$151,239,000.00
DE Carolinas	DE Bus Services	09/12/2019	09/13/2019	1	2.0400	\$162,475,000.00	\$9,206.92	\$162,475,000.00
DE Carolinas	DE Bus Services	09/13/2019	09/16/2019	3	2.0300	\$163,214,000.00	\$27,610.37	\$489,642,000.00
DE Carolinas	DE Bus Services	09/16/2019	09/17/2019	1	2.0300	\$135,609,000.00	\$7,646.84	\$135,609,000.00
DE Carolinas	DE Bus Services	09/17/2019	09/18/2019	1	2.0500	\$148,211,000.00	\$8,439.79	\$148,211,000.00
DE Carolinas	DE Bus Services	09/18/2019	09/19/2019	1	2.0300	\$166,352,000.00	\$9,380.40	\$166,352,000.00
DE Carolinas	DE Bus Services	09/19/2019	09/20/2019	1	2.0100	\$40,902,000.00	\$2,283.70	\$40,902,000.00
DE Carolinas	DE Bus Services	09/20/2019	09/23/2019	3	1.9900	\$32,924,000.00	\$5,459.90	\$98,772,000.00
DE Carolinas	DE Bus Services	09/23/2019	09/24/2019	1	1.9600	\$49,504,000.00	\$2,695.22	\$49,504,000.00
DE Carolinas	DE Bus Services	09/24/2019	09/25/2019	1	1.9900	\$65,613,000.00	\$3,626.94	\$65,613,000.00
DE Carolinas	DE Bus Services	09/25/2019	09/26/2019	1	2.0000	\$54,471,000.00	\$3,026.17	\$54,471,000.00
DE Carolinas	DE Bus Services	09/26/2019	09/27/2019	1	1.9900	\$2,580,000.00	\$142.62	\$2,580,000.00
DE Indiana	DE Bus Services	09/27/2019	09/30/2019	3	1.9900	\$122,356,000.00	\$20,290.70	\$367,068,000.00
DE Indiana	DE Bus Services	09/30/2019	10/01/2019	1	1.9500	\$66,671,000.00	\$3,611.35	\$66,671,000.00
DE Indiana	DE Bus Services	10/01/2019	10/02/2019	1	1.9400	\$64,723,000.00	\$3,487.85	\$64,723,000.00
DE Indiana	DE Bus Services	10/02/2019	10/03/2019	1	1.8900	\$71,653,000.00	\$3,761.78	\$71,653,000.00
DE Carolinas	DE Bus Services	10/03/2019	10/04/2019	1	1.8500	\$8,107,000.00	\$416.61	\$8,107,000.00
DE Indiana	DE Bus Services	10/03/2019	10/04/2019	1	1.8500	\$86,498,000.00	\$4,445.04	\$86,498,000.00
DE Carolinas	DE Bus Services	10/04/2019	10/07/2019	3	1.8600	\$14,158,000.00	\$2,194.49	\$42,474,000.00

DE Indiana	DE Bus Services	10/04/2019	10/07/2019	3	1.8600	\$88,915,000.00	\$13,781.83	\$266,745,000.00
DE Carolinas	DE Bus Services	10/07/2019	10/08/2019	1	1.8300	\$13,382,000.00	\$680.25	\$13,382,000.00
DE Indiana	DE Bus Services	10/07/2019	10/08/2019	1	1.8300	\$92,034,000.00	\$4,678.40	\$92,034,000.00
DE Carolinas	DE Bus Services	10/08/2019	10/09/2019	1	1.8300	\$28,929,000.00	\$1,470.56	\$28,929,000.00
DE Indiana	DE Bus Services	10/08/2019	10/09/2019	1	1.8300	\$97,608,000.00	\$4,961.74	\$97,608,000.00
DE Carolinas	DE Bus Services	10/09/2019	10/10/2019	1	1.8300	\$39,671,000.00	\$2,016.61	\$39,671,000.00
DE Indiana	DE Bus Services	10/09/2019	10/10/2019	1	1.8300	\$104,661,000.00	\$5,320.27	\$104,661,000.00
DE Carolinas	DE Bus Services	10/10/2019	10/11/2019	1	1.8600	\$31,721,000.00	\$1,638.92	\$31,721,000.00
DE Indiana	DE Bus Services	10/10/2019	10/11/2019	1	1.8600	\$109,409,000.00	\$5,652.80	\$109,409,000.00
DE Carolinas	DE Bus Services	10/11/2019	10/15/2019	4	1.8300	\$34,823,000.00	\$7,080.68	\$139,292,000.00
DE Indiana	DE Bus Services	10/11/2019	10/15/2019	4	1.8300	\$113,782,000.00	\$23,135.67	\$455,128,000.00
DE Carolinas	DE Bus Services	10/15/2019	10/16/2019	1	1.8400	\$20,312,000.00	\$1,038.17	\$20,312,000.00
DE Indiana	DE Bus Services	10/15/2019	10/16/2019	1	1.8400	\$111,358,000.00	\$5,691.63	\$111,358,000.00
DE Carolinas	DE Bus Services	10/16/2019	10/17/2019	1	1.7800	\$38,218,000.00	\$1,889.67	\$38,218,000.00
DE Indiana	DE Bus Services	10/16/2019	10/17/2019	1	1.7800	\$122,039,000.00	\$6,034.15	\$122,039,000.00
DE Carolinas	DE Bus Services	10/17/2019	10/18/2019	1	1.8500	\$50,865,000.00	\$2,613.90	\$50,865,000.00
DE Indiana	DE Bus Services	10/17/2019	10/18/2019	1	1.8500	\$130,543,000.00	\$6,708.46	\$130,543,000.00
DE Carolinas	DE Bus Services	10/18/2019	10/21/2019	3	1.7900	\$58,504,000.00	\$8,726.85	\$175,512,000.00
DE Indiana	DE Bus Services	10/18/2019	10/21/2019	3	1.7900	\$133,568,000.00	\$19,923.89	\$400,704,000.00
DE Carolinas	DE Bus Services	10/21/2019	10/22/2019	1	1.7900	\$45,941,000.00	\$2,284.29	\$45,941,000.00
DE Indiana	DE Bus Services	10/21/2019	10/22/2019	1	1.7900	\$129,560,000.00	\$6,442.01	\$129,560,000.00
DE Carolinas	DE Bus Services	10/22/2019	10/23/2019	1	1.7800	\$67,746,000.00	\$3,349.66	\$67,746,000.00
DE Indiana	DE Bus Services	10/22/2019	10/23/2019	1	1.7800	\$132,964,000.00	\$6,574.33	\$132,964,000.00
DE Carolinas	DE Bus Services	10/23/2019	10/24/2019	1	1.7800	\$82,876,000.00	\$4,097.76	\$82,876,000.00
DE Indiana	DE Bus Services	10/23/2019	10/24/2019	1	1.7800	\$140,586,000.00	\$6,951.20	\$140,586,000.00
DE Carolinas	DE Bus Services	10/24/2019	10/25/2019	1	1.7100	\$11,295,000.00	\$536.51	\$11,295,000.00
DE Indiana	DE Bus Services	10/24/2019	10/25/2019	1	1.7100	\$31,862,000.00	\$1,513.45	\$31,862,000.00
DE Carolinas	DE Bus Services	10/25/2019	10/28/2019	3	1.7700	\$1,826,000.00	\$269.34	\$5,478,000.00
DE Indiana	DE Bus Services	10/25/2019	10/28/2019	3	1.7700	\$8,645,000.00	\$1,275.14	\$25,935,000.00
DE Carolinas	DE Bus Services	10/28/2019	10/29/2019	1	1.7500	\$1,858,000.00	\$90.32	\$1,858,000.00
DE Indiana	DE Bus Services	10/28/2019	10/29/2019	1	1.7500	\$10,008,000.00	\$486.50	\$10,008,000.00
DE Carolinas	DE Bus Services	10/29/2019	10/30/2019	1	1.7000	\$1,415,000.00	\$66.82	\$1,415,000.00
DE Indiana	DE Bus Services	10/29/2019	10/30/2019	1	1.7000	\$10,192,000.00	\$481.29	\$10,192,000.00
DE Carolinas	DE Bus Services	10/30/2019	10/31/2019	1	1.6300	\$3,377,000.00	\$152.90	\$3,377,000.00
DE Indiana	DE Bus Services	10/30/2019	10/31/2019	1	1.6300	\$13,123,000.00	\$594.18	\$13,123,000.00
DE Carolinas	DE Bus Services	10/31/2019	11/01/2019	1	1.6300	\$861,000.00	\$38.98	\$861,000.00
DE Indiana	DE Bus Services	10/31/2019	11/01/2019	1	1.6300	\$17,079,000.00	\$773.30	\$17,079,000.00
DE Carolinas	DE Bus Services	11/01/2019	11/04/2019	3	1.6100	\$13,317,000.00	\$1,786.70	\$39,951,000.00
DE Indiana	DE Bus Services	11/01/2019	11/04/2019	3	1.6100	\$21,196,000.00	\$2,843.80	\$63,588,000.00
DE Carolinas	DE Bus Services	11/04/2019	11/05/2019	1	1.5800	\$17,143,000.00	\$752.39	\$17,143,000.00

DE Indiana	DE Bus Services	11/04/2019	11/05/2019	1	1.5800	\$22,717,000.00	\$997.02	\$22,717,000.00
DE Carolinas	DE Bus Services	11/05/2019	11/06/2019	1	1.5600	\$27,863,000.00	\$1,207.40	\$27,863,000.00
DE Indiana	DE Bus Services	11/05/2019	11/06/2019	1	1.5600	\$25,258,000.00	\$1,094.51	\$25,258,000.00
DE Carolinas	DE Bus Services	11/06/2019	11/07/2019	1	1.5400	\$31,811,000.00	\$1,360.80	\$31,811,000.00
DE Indiana	DE Bus Services	11/06/2019	11/07/2019	1	1.5400	\$35,436,000.00	\$1,515.87	\$35,436,000.00
DE Carolinas	DE Bus Services	11/07/2019	11/08/2019	1	1.5400	\$39,726,000.00	\$1,699.39	\$39,726,000.00
DE Indiana	DE Bus Services	11/07/2019	11/08/2019	1	1.5400	\$38,881,000.00	\$1,663.24	\$38,881,000.00
DE Carolinas	DE Bus Services	11/08/2019	11/12/2019	4	1.5600	\$39,560,000.00	\$6,857.07	\$158,240,000.00
DE Indiana	DE Bus Services	11/08/2019	11/12/2019	4	1.5600	\$38,203,000.00	\$6,621.85	\$152,812,000.00
DE Carolinas	DE Bus Services	11/12/2019	11/13/2019	1	1.6100	\$38,363,000.00	\$1,715.68	\$38,363,000.00
DE Indiana	DE Bus Services	11/12/2019	11/13/2019	1	1.6100	\$36,276,000.00	\$1,622.34	\$36,276,000.00
DE Carolinas	DE Bus Services	11/13/2019	11/14/2019	1	1.5800	\$50,630,000.00	\$2,222.09	\$50,630,000.00
DE Indiana	DE Bus Services	11/13/2019	11/14/2019	1	1.5800	\$41,620,000.00	\$1,826.66	\$41,620,000.00
DE Carolinas	DE Bus Services	11/14/2019	11/15/2019	1	1.5700	\$53,911,000.00	\$2,351.12	\$53,911,000.00
DE Indiana	DE Bus Services	11/14/2019	11/15/2019	1	1.5700	\$42,367,000.00	\$1,847.67	\$42,367,000.00
DE Carolinas	DE Bus Services	11/15/2019	11/18/2019	3	1.5700	\$38,845,000.00	\$5,082.22	\$116,535,000.00
DE Indiana	DE Bus Services	11/15/2019	11/18/2019	3	1.5700	\$43,133,000.00	\$5,643.23	\$129,399,000.00
DE Carolinas	DE Bus Services	11/18/2019	11/19/2019	1	1.6300	\$37,007,000.00	\$1,675.59	\$37,007,000.00
DE Indiana	DE Bus Services	11/18/2019	11/19/2019	1	1.6300	\$46,122,000.00	\$2,088.30	\$46,122,000.00
DE Carolinas	DE Bus Services	11/19/2019	11/20/2019	1	1.6300	\$50,732,000.00	\$2,297.03	\$50,732,000.00
DE Indiana	DE Bus Services	11/19/2019	11/20/2019	1	1.6300	\$49,671,000.00	\$2,248.99	\$49,671,000.00

**Duke Energy Kentucky
Case No. 2019-00271
Attorney General's Second Set Data Requests
Date Received: November 12, 2019**

AG-DR-02-048

REQUEST:

Provide the DEBS actual monthly long-term debt and the related interest expense for each debt issuance recorded in 2015, 2016, 2017, 2018, and each month for which actual information is available in 2019 by FERC account. If none, then so state.

RESPONSE:

DEBS does not have long-term debt for any period requested.

PERSON RESPONSIBLE: Jeff Setser

**Duke Energy Kentucky
Case No. 2019-00271
Attorney General's Second Set Data Requests
Date Received: November 12, 2019**

AG-DR-02-049

REQUEST:

Provide the DEBS actual monthly common equity by component (common stock issued, additional paid in capital, retained earnings, etc.) recorded in 2015, 2016, 2017, 2018, and each month for which actual information is available in 2019 by FERC account.

RESPONSE:

See AG-DR-02-049 Attachment. This information is carried through the end of 2019. Note that it is not used for any charges to Duke Energy Kentucky.

PERSON RESPONSIBLE: Jeff Setser

Business Unit C3	2013	Columbus Labels												FISC
		2015												
TTD Actual Amount		Jan 2015	Feb 2015	Mar 2015	Apr 2015	May 2015	Jun 2015	Jul 2015	Aug 2015	Sep 2015	Oct 2015	Nov 2015	Dec 2015	Grand Total
0201000 - Common Stock Issued	(3.50)	(3.50)	(3.50)	(3.50)	(3.50)	(3.50)	(3.50)	(3.50)	(3.50)	(3.50)	(3.50)	(3.50)	(3.50)	(3.50)
0202000 - Donations From Shareholder	(47,200,000.00)	(47,200,000.00)	(47,200,000.00)	(47,200,000.00)	(47,200,000.00)	(47,200,000.00)	(47,200,000.00)	(47,200,000.00)	(47,200,000.00)	(47,200,000.00)	(47,200,000.00)	(47,200,000.00)	(47,200,000.00)	(47,200,000.00)
0203000 - Donat Recd from ShrdH Tax	869,224.00	869,224.00	869,224.00	869,224.00	869,224.00	869,224.00	869,224.00	869,224.00	869,224.00	869,224.00	869,224.00	869,224.00	869,224.00	869,224.00
0210000 - Donat Recd from ShrdH Tax	19,834,327.94	19,834,327.94	19,834,327.94	19,834,327.94	19,834,327.94	19,834,327.94	19,834,327.94	19,834,327.94	19,834,327.94	19,834,327.94	19,834,327.94	19,834,327.94	19,834,327.94	19,834,327.94
0211000 - Misc P/C Purch Accty	180,602,400.08	180,602,400.08	180,602,400.08	180,602,400.08	180,602,400.08	180,602,400.08	180,602,400.08	180,602,400.08	180,602,400.08	180,602,400.08	180,602,400.08	180,602,400.08	180,602,400.08	180,602,400.08
0211005 - Misc P/C Premier Equity	48,887,321.38	48,887,321.38	48,887,321.38	48,887,321.38	48,887,321.38	48,887,321.38	48,887,321.38	48,887,321.38	48,887,321.38	48,887,321.38	48,887,321.38	48,887,321.38	48,887,321.38	48,887,321.38
0212000 - Unapprop Retained Earnings	(20,330,735.15)	(20,330,735.15)	(20,330,735.15)	(20,330,735.15)	(20,330,735.15)	(20,330,735.15)	(20,330,735.15)	(20,330,735.15)	(20,330,735.15)	(20,330,735.15)	(20,330,735.15)	(20,330,735.15)	(20,330,735.15)	(20,330,735.15)
0214000 - Unappr Unpaid Sullid Earnings	(822,298,610.61)	(822,298,610.61)	(822,298,610.61)	(822,298,610.61)	(822,298,610.61)	(822,298,610.61)	(822,298,610.61)	(822,298,610.61)	(822,298,610.61)	(822,298,610.61)	(822,298,610.61)	(822,298,610.61)	(822,298,610.61)	(822,298,610.61)
0218000 - FAS 106 Actuarial Gain/Loss	(1,581,713.25)	0.00	0.00	0.00	0.00	0.00	0.00	0.00	0.00	0.00	0.00	0.00	0.00	0.00
0218005 - OCI-Actuarial GL Chnl	8,082,430.89	8,082,430.89	8,082,430.89	8,082,430.89	8,082,430.89	8,082,430.89	8,082,430.89	8,082,430.89	8,082,430.89	8,082,430.89	8,082,430.89	8,082,430.89	8,082,430.89	8,082,430.89
0218006 - OCI-Actuarial GL Qual Fed Tx	(8,620,881.47)	(8,620,881.47)	(8,620,881.47)	(8,620,881.47)	(8,620,881.47)	(8,620,881.47)	(8,620,881.47)	(8,620,881.47)	(8,620,881.47)	(8,620,881.47)	(8,620,881.47)	(8,620,881.47)	(8,620,881.47)	(8,620,881.47)
0218007 - OCI-Actuarial GL Qual SI Tx	(1,060,070.07)	(1,047,280.09)	(1,047,280.09)	(1,047,280.09)	(1,047,280.09)	(1,047,280.09)	(1,047,280.09)	(1,047,280.09)	(1,047,280.09)	(1,047,280.09)	(1,047,280.09)	(1,047,280.09)	(1,047,280.09)	(1,047,280.09)
0218008 - OCI-Actuarial GL NO	(865,944.08)	922,511.07	911,226.07	905,558.07	894,256.07	882,854.07	871,303.07	859,601.07	846,800.08	(822,298.61)	(809,500.87)	(796,221.00)	(782,428.69)	(768,428.69)
0218009 - OCI-Actuarial GL NO SI Tx	(122,488.07)	(121,061.89)	(120,368.34)	(119,695.10)	(118,306.61)	(117,615.37)	(116,907.79)	(116,174.20)	(115,420.00)	(114,655.51)	(113,881.94)	(113,108.43)	(112,334.92)	(111,561.41)
0218042 - FAS 106 Actuarial GL Fed Tx	1,436,534.37	1,397,475.80	1,332,846.32	1,296,417.23	1,263,897.95	1,229,356.66	1,194,829.38	1,158,555.51	1,121,881.15	1,085,386.44	1,048,877.75	1,012,369.06	975,860.37	939,351.68
0222000 - AP Allocated	0.00	0.00	0.00	0.00	0.00	0.00	0.00	0.00	0.00	0.00	0.00	0.00	0.00	0.00
0223000 - C Membership - ST Newb Pay	(877,068,000.00)	(1,113,362,000.00)	(1,254,933,000.00)	(1,404,000,000.00)	(1,562,000,000.00)	(1,728,000,000.00)	(1,903,000,000.00)	(2,087,000,000.00)	(2,279,000,000.00)	(2,479,000,000.00)	(2,687,000,000.00)	(2,903,000,000.00)	(3,127,000,000.00)	(3,359,000,000.00)
0230000 - C Membership - ST Interest Pay	(20,338.74)	(24,881.53)	(29,922.13)	(35,479.26)	(41,658.84)	(48,484.99)	(55,979.94)	(64,143.88)	(72,999.94)	(82,658.00)	(93,529.23)	(105,723.51)	(119,359.84)	(134,547.16)
Grand Total	(1,437,850,897.41)	(1,774,353,798.41)	(2,174,103,180.59)	(2,633,729,844.84)	(3,155,278,844.84)	(3,748,127,238.88)	(4,404,127,238.88)	(5,123,127,238.88)	(5,904,127,238.88)	(6,745,127,238.88)	(7,646,127,238.88)	(8,607,127,238.88)	(9,628,127,238.88)	(10,709,127,238.88)

Business Unit CB	2013	Columns Labels												Grand Total
		2016												
TTD Actual Amount		Jan 2016	Feb 2016	Mar 2016	Apr 2016	May 2016	Jun 2016	Jul 2016	Aug 2016	Sep 2016	Oct 2016	Nov 2016	Dec 2016	
0201000 - Common Stock Issued	(3,50)	(3,50)	(3,50)	(3,50)	(3,50)	(3,50)	(3,50)	(3,50)	(3,50)	(3,50)	(3,50)	(3,50)	(3,50)	(3,50)
0208000 - Donations From Stockholder	(47,200,000.00)	(47,200,000.00)	(47,200,000.00)	(47,200,000.00)	(47,200,000.00)	(47,200,000.00)	(47,200,000.00)	(47,200,000.00)	(47,200,000.00)	(47,200,000.00)	(47,200,000.00)	(47,200,000.00)	(47,200,000.00)	(47,200,000.00)
0208010 - Donat Receipt From Shareholder	869,224.00	869,224.00	869,224.00	869,224.00	869,224.00	869,224.00	869,224.00	869,224.00	869,224.00	869,224.00	869,224.00	869,224.00	869,224.00	869,224.00
0211003 - Misc Paid-In-Capital	(242,099,083.19)	(242,099,083.19)	(242,099,083.19)	(242,099,083.19)	(242,099,083.19)	(242,099,083.19)	(242,099,083.19)	(242,099,083.19)	(242,099,083.19)	(242,099,083.19)	(242,099,083.19)	(242,099,083.19)	(242,099,083.19)	(242,099,083.19)
0211004 - Misc PIC Purchase Acctg	180,802,490.08	180,802,490.08	180,802,490.08	180,802,490.08	180,802,490.08	180,802,490.08	180,802,490.08	180,802,490.08	180,802,490.08	180,802,490.08	180,802,490.08	180,802,490.08	180,802,490.08	180,802,490.08
0211005 - Misc PIC Prmngwr Equity	48,887,321.38	48,887,321.38	48,887,321.38	48,887,321.38	48,887,321.38	48,887,321.38	48,887,321.38	48,887,321.38	48,887,321.38	48,887,321.38	48,887,321.38	48,887,321.38	48,887,321.38	48,887,321.38
0216000 - Unapprop Retained Earnings	44,321,728.29	44,321,728.29	44,321,728.29	44,321,728.29	44,321,728.29	44,321,728.29	44,321,728.29	44,321,728.29	44,321,728.29	44,321,728.29	44,321,728.29	44,321,728.29	44,321,728.29	44,321,728.29
0216100 - Unappr Undistr Subsidi Earnings	(445,269,787.15)	(445,269,787.15)	(445,269,787.15)	(445,269,787.15)	(445,269,787.15)	(445,269,787.15)	(445,269,787.15)	(445,269,787.15)	(445,269,787.15)	(445,269,787.15)	(445,269,787.15)	(445,269,787.15)	(445,269,787.15)	(445,269,787.15)
0219020 - FAS 106 Actuarial Gain/Loss	0.00	0.00	0.00	0.00	0.00	0.00	0.00	0.00	0.00	0.00	0.00	0.00	0.00	0.00
0219035 - OCI-Actuarial GL Oual	5,893,952.97	5,893,952.97	5,893,952.97	5,893,952.97	5,893,952.97	5,893,952.97	5,893,952.97	5,893,952.97	5,893,952.97	5,893,952.97	5,893,952.97	5,893,952.97	5,893,952.97	5,893,952.97
0219036 - OCI-Actuarial GL Oual Fnd Tx	(7,274,231.05)	(7,274,231.05)	(7,274,231.05)	(7,274,231.05)	(7,274,231.05)	(7,274,231.05)	(7,274,231.05)	(7,274,231.05)	(7,274,231.05)	(7,274,231.05)	(7,274,231.05)	(7,274,231.05)	(7,274,231.05)	(7,274,231.05)
0219037 - OCI-Actuarial GL Oual SI Tx	(758,228.09)	(758,228.09)	(758,228.09)	(758,228.09)	(758,228.09)	(758,228.09)	(758,228.09)	(758,228.09)	(758,228.09)	(758,228.09)	(758,228.09)	(758,228.09)	(758,228.09)	(758,228.09)
0219038 - OCI-Actuarial GL Oual SI Tx	554,898.07	554,898.07	554,898.07	554,898.07	554,898.07	554,898.07	554,898.07	554,898.07	554,898.07	554,898.07	554,898.07	554,898.07	554,898.07	554,898.07
0219039 - OCI-Actuarial GL NQ Paid Tx	(615,462.96)	(615,462.96)	(615,462.96)	(615,462.96)	(615,462.96)	(615,462.96)	(615,462.96)	(615,462.96)	(615,462.96)	(615,462.96)	(615,462.96)	(615,462.96)	(615,462.96)	(615,462.96)
0219040 - OCI-Actuarial GL NQ SI Tx	(65,336.68)	(65,336.68)	(65,336.68)	(65,336.68)	(65,336.68)	(65,336.68)	(65,336.68)	(65,336.68)	(65,336.68)	(65,336.68)	(65,336.68)	(65,336.68)	(65,336.68)	(65,336.68)
0219041 - FAS 106 Actuarial GL Fnd Tx	1,044,877.75	1,044,877.75	1,044,877.75	1,044,877.75	1,044,877.75	1,044,877.75	1,044,877.75	1,044,877.75	1,044,877.75	1,044,877.75	1,044,877.75	1,044,877.75	1,044,877.75	1,044,877.75
0219042 - FAS 106 Actuarial GL SI Tx	108,919.93	108,919.93	108,919.93	108,919.93	108,919.93	108,919.93	108,919.93	108,919.93	108,919.93	108,919.93	108,919.93	108,919.93	108,919.93	108,919.93
0222222 - AP Affiliates	0.00	0.00	0.00	0.00	0.00	0.00	0.00	0.00	0.00	0.00	0.00	0.00	0.00	0.00
0233150 - IC MoneyPool - ST Notes Pay	(641,768,000.00)	(641,768,000.00)	(641,768,000.00)	(641,768,000.00)	(641,768,000.00)	(641,768,000.00)	(641,768,000.00)	(641,768,000.00)	(641,768,000.00)	(641,768,000.00)	(641,768,000.00)	(641,768,000.00)	(641,768,000.00)	(641,768,000.00)
0234000 - IC MoneyPool - ST Interest Pay	(45,332.05)	(45,332.05)	(45,332.05)	(45,332.05)	(45,332.05)	(45,332.05)	(45,332.05)	(45,332.05)	(45,332.05)	(45,332.05)	(45,332.05)	(45,332.05)	(45,332.05)	(45,332.05)
Grand Total	(1,183,655,204.78)	(1,183,655,204.78)	(1,183,655,204.78)	(1,183,655,204.78)	(1,183,655,204.78)	(1,183,655,204.78)	(1,183,655,204.78)	(1,183,655,204.78)	(1,183,655,204.78)	(1,183,655,204.78)	(1,183,655,204.78)	(1,183,655,204.78)	(1,183,655,204.78)	(1,183,655,204.78)

215,215.1, 216

FERC

201

211

211

211

211

211

211

211

211

211

211

211

211

211

211

211

211

211

211

211

211

211

211

211

211

211

211

211

211

211

211

Business Unit CB		2017												PERC	
TTD Actual Amount		Calendar Labels												Grand Total	
Row Labels		Jan 2017	Feb 2017	Mar 2017	Apr 2017	May 2017	Jun 2017	Jul 2017	Aug 2017	Sep 2017	Oct 2017	Nov 2017	Dec 2017		
021000 - Common Stock Issued	(3,50)	(3,50)	(3,50)	(3,50)	(3,50)	(3,50)	(3,50)	(3,50)	(3,50)	(3,50)	(3,50)	(3,50)	(3,50)	(3,50)	201
020800 - Donations From Stockholder	(47,200,000.00)	(47,200,000.00)	(47,200,000.00)	(47,200,000.00)	(47,200,000.00)	(47,200,000.00)	(47,200,000.00)	(47,200,000.00)	(47,200,000.00)	(47,200,000.00)	(47,200,000.00)	(47,200,000.00)	(47,200,000.00)	(47,200,000.00)	211
020810 - Donat Relyed From Sharehold Tx	669,224.00	669,224.00	669,224.00	669,224.00	669,224.00	669,224.00	669,224.00	669,224.00	669,224.00	669,224.00	669,224.00	669,224.00	669,224.00	669,224.00	211
0211003 - Misc Paid-In-Capital	(242,099,083.19)	(242,099,083.19)	(242,099,083.19)	(242,099,083.19)	(242,099,083.19)	(242,099,083.19)	(242,099,083.19)	(242,099,083.19)	(242,099,083.19)	(242,099,083.19)	(242,099,083.19)	(242,099,083.19)	(242,099,083.19)	(242,099,083.19)	211
0211004 - Misc PIC Purch Acctg	180,602,490.08	180,602,490.08	180,602,490.08	180,602,490.08	180,602,490.08	180,602,490.08	180,602,490.08	180,602,490.08	180,602,490.08	180,602,490.08	180,602,490.08	180,602,490.08	180,602,490.08	180,602,490.08	211
0211005 - Misc PIC Prmrwgr Equity	48,887,321.38	48,887,321.38	48,887,321.38	48,887,321.38	48,887,321.38	48,887,321.38	48,887,321.38	48,887,321.38	48,887,321.38	48,887,321.38	48,887,321.38	48,887,321.38	48,887,321.38	48,887,321.38	216.1
0216000 - Unappr Retained Earnings	44,321,728.29	44,321,728.29	44,321,728.29	44,321,728.29	44,321,728.29	44,321,728.29	44,321,728.29	44,321,728.29	44,321,728.29	44,321,728.29	44,321,728.29	44,321,728.29	44,321,728.29	44,321,728.29	219
0216100 - Unappr Undistr Subsidi Earnings	(486,250,788.89)	(486,250,788.89)	(486,250,788.89)	(486,250,788.89)	(486,250,788.89)	(486,250,788.89)	(486,250,788.89)	(486,250,788.89)	(486,250,788.89)	(486,250,788.89)	(486,250,788.89)	(486,250,788.89)	(486,250,788.89)	(486,250,788.89)	219
0218020 - FAS 106 Actuarial Gain/Loss	0.00	0.00	0.00	0.00	0.00	0.00	0.00	0.00	0.00	0.00	0.00	0.00	0.00	0.00	219
0218035 - OCI-Actuarial GL Oual	1,579,538.97	1,579,538.97	1,579,538.97	1,579,538.97	1,579,538.97	1,579,538.97	1,579,538.97	1,579,538.97	1,579,538.97	1,579,538.97	1,579,538.97	1,579,538.97	1,579,538.97	1,579,538.97	219
0218036 - OCI-Actuarial GL Oual Fed Tx	(6,939,730.12)	(6,939,730.12)	(6,939,730.12)	(6,939,730.12)	(6,939,730.12)	(6,939,730.12)	(6,939,730.12)	(6,939,730.12)	(6,939,730.12)	(6,939,730.12)	(6,939,730.12)	(6,939,730.12)	(6,939,730.12)	(6,939,730.12)	218
0218037 - OCI-Actuarial GL Oual ST Tx	(548,983.06)	(548,983.06)	(548,983.06)	(548,983.06)	(548,983.06)	(548,983.06)	(548,983.06)	(548,983.06)	(548,983.06)	(548,983.06)	(548,983.06)	(548,983.06)	(548,983.06)	(548,983.06)	219
0218038 - OCI-Actuarial GL NQ	507,764.07	507,764.07	507,764.07	507,764.07	507,764.07	507,764.07	507,764.07	507,764.07	507,764.07	507,764.07	507,764.07	507,764.07	507,764.07	507,764.07	219
0218039 - OCI-Actuarial GL NQ Fed Tx	(754,380.11)	(754,380.11)	(754,380.11)	(754,380.11)	(754,380.11)	(754,380.11)	(754,380.11)	(754,380.11)	(754,380.11)	(754,380.11)	(754,380.11)	(754,380.11)	(754,380.11)	(754,380.11)	219
0218040 - OCI-Actuarial GL NQ ST Tx	(59,459.11)	(59,459.11)	(59,459.11)	(59,459.11)	(59,459.11)	(59,459.11)	(59,459.11)	(59,459.11)	(59,459.11)	(59,459.11)	(59,459.11)	(59,459.11)	(59,459.11)	(59,459.11)	219
0219041 - FAS 106 Actuarial GL Fed Tx	678,590.09	678,590.09	678,590.09	678,590.09	678,590.09	678,590.09	678,590.09	678,590.09	678,590.09	678,590.09	678,590.09	678,590.09	678,590.09	678,590.09	219
0219042 - FAS 106 Actuarial GL ST Tx	53,562.81	53,562.81	53,562.81	53,562.81	53,562.81	53,562.81	53,562.81	53,562.81	53,562.81	53,562.81	53,562.81	53,562.81	53,562.81	53,562.81	219
0222282 - AP Affiliates	0.00	0.00	(971,844.40)	0.00	0.00	0.00	(291,031.50)	0.00	0.00	0.00	0.00	0.00	(12,378,742.56)	0.00	232
0233150 - IC Moneypool - ST Notes Pay	(122,058,000.00)	(249,825,000.00)	(501,167,000.00)	(501,167,000.00)	(501,167,000.00)	(501,167,000.00)	(501,167,000.00)	(501,167,000.00)	(501,167,000.00)	(501,167,000.00)	(501,167,000.00)	(501,167,000.00)	(501,167,000.00)	(501,167,000.00)	233
0234000 - IC Moneypool - ST Interest Pay	(2,059.17)	(4,429.76)	(14,412.24)	(24,296.02)	(34,261.02)	(44,235.98)	(54,210.94)	(64,185.90)	(74,160.86)	(84,135.82)	(94,110.78)	(104,085.74)	(114,060.70)	(124,035.66)	233
Grand Total	(808,607,288.46)	(778,576,828.46)	(748,546,368.46)	(718,515,908.46)	(688,485,448.46)	(658,454,988.46)	(628,424,528.46)	(598,394,068.46)	(568,363,608.46)	(538,333,148.46)	(508,302,688.46)	(478,272,228.46)	(448,241,768.46)	(418,211,308.46)	(811,152,918.89)

Business Unit CD	2013	Columns Labels												Grand Total			
		2018	2018	2018	2018	2018	2018	2018	2018	2018	2018	2018	2018				
TTD Actual Amount	2018	2018	2018	2018	2018	2018	2018	2018	2018	2018	2018	2018	2018	2018	2018	2018	2018
Row Labels	Jan 2018	Feb 2018	Mar 2018	Apr 2018	May 2018	Jun 2018	Jul 2018	Aug 2018	Sep 2018	Oct 2018	Nov 2018	Dec 2018	Grand Total				
Common Stock Issued	(3.50)	(3.50)	(3.50)	(3.50)	(3.50)	(3.50)	(3.50)	(3.50)	(3.50)	(3.50)	(3.50)	(3.50)	(3.50)				
020009	(47,200,000.00)	(47,200,000.00)	(47,200,000.00)	(47,200,000.00)	(47,200,000.00)	(47,200,000.00)	(47,200,000.00)	(47,200,000.00)	(47,200,000.00)	(47,200,000.00)	(47,200,000.00)	(47,200,000.00)	(47,200,000.00)				
020010	669,224.00	669,224.00	669,224.00	669,224.00	669,224.00	669,224.00	669,224.00	669,224.00	669,224.00	669,224.00	669,224.00	669,224.00	669,224.00				
021100	(218,349,421.89)	(218,349,421.89)	(218,349,421.89)	(218,349,421.89)	(218,349,421.89)	(218,349,421.89)	(218,349,421.89)	(218,349,421.89)	(218,349,421.89)	(218,349,421.89)	(218,349,421.89)	(218,349,421.89)	(218,349,421.89)				
021104	180,602,490.08	180,602,490.08	180,602,490.08	180,602,490.08	180,602,490.08	180,602,490.08	180,602,490.08	180,602,490.08	180,602,490.08	180,602,490.08	180,602,490.08	180,602,490.08	180,602,490.08				
021105	48,887,321.38	48,887,321.38	48,887,321.38	48,887,321.38	48,887,321.38	48,887,321.38	48,887,321.38	48,887,321.38	48,887,321.38	48,887,321.38	48,887,321.38	48,887,321.38	48,887,321.38				
021500	44,321,728.29	44,321,728.29	44,321,728.29	44,321,728.29	44,321,728.29	44,321,728.29	44,321,728.29	44,321,728.29	44,321,728.29	44,321,728.29	44,321,728.29	44,321,728.29	44,321,728.29				
021500	(516,748,656.82)	(516,748,656.82)	(516,748,656.82)	(516,748,656.82)	(516,748,656.82)	(516,748,656.82)	(516,748,656.82)	(516,748,656.82)	(516,748,656.82)	(516,748,656.82)	(516,748,656.82)	(516,748,656.82)	(516,748,656.82)				
021900	0.00	0.00	0.00	0.00	0.00	0.00	0.00	0.00	0.00	0.00	0.00	0.00	0.00				
021900	1,578,538.87	(0.00)	(0.00)	(0.00)	(0.00)	(0.00)	(0.00)	(0.00)	(0.00)	(0.00)	(0.00)	(0.00)	(0.00)				
021908	(6,835,095.12)	(6,835,095.06)	(6,835,095.06)	(6,835,095.06)	(6,835,095.06)	(6,835,095.06)	(6,835,095.06)	(6,835,095.06)	(6,835,095.06)	(6,835,095.06)	(6,835,095.06)	(6,835,095.06)	(6,835,095.06)				
021907	(590,227.05)	(590,227.05)	(590,227.05)	(590,227.05)	(590,227.05)	(590,227.05)	(590,227.05)	(590,227.05)	(590,227.05)	(590,227.05)	(590,227.05)	(590,227.05)	(590,227.05)				
021908	507,764.07	507,764.07	507,764.07	507,764.07	507,764.07	507,764.07	507,764.07	507,764.07	507,764.07	507,764.07	507,764.07	507,764.07	507,764.07				
021909	(753,855.11)	(753,855.07)	(753,855.07)	(753,855.07)	(753,855.07)	(753,855.07)	(753,855.07)	(753,855.07)	(753,855.07)	(753,855.07)	(753,855.07)	(753,855.07)	(753,855.07)				
021900	(60,898.11)	(60,898.11)	(60,898.11)	(60,898.11)	(60,898.11)	(60,898.11)	(60,898.11)	(60,898.11)	(60,898.11)	(60,898.11)	(60,898.11)	(60,898.11)	(60,898.11)				
021904	678,126.09	678,126.19	678,126.19	678,126.19	678,126.19	678,126.19	678,126.19	678,126.19	678,126.19	678,126.19	678,126.19	678,126.19	678,126.19				
021904	54,859.81	54,859.82	54,859.82	54,859.82	54,859.82	54,859.82	54,859.82	54,859.82	54,859.82	54,859.82	54,859.82	54,859.82	54,859.82				
021904	0.00	0.00	0.00	0.00	0.00	0.00	0.00	0.00	0.00	0.00	0.00	0.00	0.00				
021904	(282,831,000.00)	(282,831,000.00)	(282,831,000.00)	(282,831,000.00)	(282,831,000.00)	(282,831,000.00)	(282,831,000.00)	(282,831,000.00)	(282,831,000.00)	(282,831,000.00)	(282,831,000.00)	(282,831,000.00)	(282,831,000.00)				
021904	(14,118.70)	(12,808.61)	(70,445.93)	(23,486.44)	(18,504.32)	(35,228.97)	(23,330.70)	(25,923.86)	(58,388.78)	(20,454.92)	(18,758.18)	(17,146.70)	(17,146.70)				
021904	(608,152,224.91)	(770,083,633.11)	(1,078,168,096.49)	(882,240,852.59)	(815,918,833.39)	(798,183,181.81)	(882,240,852.59)	(946,207,872.62)	(818,881,733.72)	(825,048,903.89)	(775,295,107.19)	(741,282,785.19)	(741,282,785.19)				
Grand Total																	

Duke Energy Kentucky
Case No. 2019-00271
Attorney General's Second Set Data Requests
Date Received: November 12, 2019

AG-DR-02-050

REQUEST:

Identify all proceedings in which the Kentucky Public Service Commission affirmatively addressed and approved the DEBS or the Company's calculation of the DEBS cost of capital allocated and charged to DEK.

RESPONSE:

The Commission has previously approved the inclusion of a return on DEBS assets in Case No. 2017-00321. In response to AG-DR-01-039 in this proceeding, the Company admitted that it had inadvertently failed to include \$914,966 of intercompany A&G rent expense in the test period. See the response to AG-DR-02-045 which describes return on DEBS assets.

PERSON RESPONSIBLE: Jeff Setser
 Sarah E. Lawler

Duke Energy Kentucky
Case No. 2019-00271
Attorney General's Second Set Data Requests
Date Received: November 12, 2019

AG-DR-02-051

REQUEST:

Refer to DEK's response to Staff-DR-02-051, part a. Provide all analyses performed by Mr. Jacobi showing that the Company's requested ROE of 9.8% is sufficient to meet the financial targets listed on page 3 of Mr. Jacobi's testimony. Provide all work papers and spreadsheets with cell formulas intact.

RESPONSE:

No such analyses were performed by the Company. The requested 9.80 percent ROE is fully supported in the testimony of Dr. Roger A. Morin. As stated by Dr. Morin on page 4 of his direct testimony, the requested ROE is warranted to: (1) be fair to ratepayers; (2) allow Duke Energy Kentucky to attract capital needed for infrastructure and reliability investments on reasonable terms; (3) maintain Duke Energy Kentucky's financial integrity; and (4) be comparable to returns offered on comparable risk investments. These goals align with the Company's financial targets listed on page 3 of Mr. Jacobi's testimony.

PERSON RESPONSIBLE: Christopher M. Jacobi

**Duke Energy Kentucky
Case No. 2019-00271
Attorney General's Second Set Data Requests
Date Received: November 12, 2019**

AG-DR-02-052

REQUEST:

Provide the historical returns on equity for DEK for the calendar years 2010 through 2018.

RESPONSE:

Please see AG-DR-02-052 Attachment.

PERSON RESPONSIBLE: Danielle L. Weatherston

	Dec - December 2010	Dec - December 2011	Dec - December 2012	Dec - December 2013	Dec - December 2014	Dec - December 2015	Dec - December 2016	Dec - December 2017	Dec - December 2018
F_COMMON_STOCK - Common Stock Issued	8,779,995.00	8,779,995.00	8,779,995.00	8,779,995.00	8,779,995.00	8,779,995.00	8,779,995.00	8,779,995.00	8,779,995.00
F_COMMON_STOCK - Common Stock Issued (201)	8,779,995.00	8,779,995.00	8,779,995.00	8,779,995.00	8,779,995.00	8,779,995.00	8,779,995.00	8,779,995.00	8,779,995.00
F_PREM_CAP_STOCK - Premium on Common Stock	18,838,946.00	18,838,946.00	18,838,946.00	18,838,946.00	18,838,946.00	18,838,946.00	18,838,946.00	18,838,946.00	18,838,946.00
F_PREM_CAP_STOCK - Premium on Capital Stock (207)	18,838,946.00	18,838,946.00	18,838,946.00	18,838,946.00	18,838,946.00	18,838,946.00	18,838,946.00	18,838,946.00	18,838,946.00
F_OTM_PAID - Misc. Paid in Capital	-	-	-	-	-	-	-	-	-
F_OTM_PAID - Misc. Paid in Capital	-	-	-	-	-	-	-	-	-
F_OTM_PAID - Misc. Paid in Capital (208-211)	-	-	-	-	-	-	-	-	-
F_OTM_PAID - Other Paid in Capital (208-211)	143,211,362.00	143,211,362.00	143,211,362.00	143,211,362.00	143,211,362.00	143,211,362.00	143,211,362.00	143,211,362.00	143,211,362.00
F_OTM_PAID - Other Paid in Capital	143,211,362.00	143,211,362.00	143,211,362.00	143,211,362.00	143,211,362.00	143,211,362.00	143,211,362.00	143,211,362.00	143,211,362.00
F_OTM_PAID - Other Paid in Capital (208-211)	(156,194.00)	(156,194.00)	(156,194.00)	(156,194.00)	(156,194.00)	(156,194.00)	(156,194.00)	(156,194.00)	(156,194.00)
F_OTM_PAID - Other Paid in Capital	(156,194.00)	(156,194.00)	(156,194.00)	(156,194.00)	(156,194.00)	(156,194.00)	(156,194.00)	(156,194.00)	(156,194.00)
F_OTM_PAID - Other Paid in Capital (208-211)	148,655,189.00	148,655,189.00	148,655,189.00	148,655,189.00	148,655,189.00	148,655,189.00	148,655,189.00	148,655,189.00	148,655,189.00
F_OTM_PAID - Other Paid in Capital	148,655,189.00	148,655,189.00	148,655,189.00	148,655,189.00	148,655,189.00	148,655,189.00	148,655,189.00	148,655,189.00	148,655,189.00
F_RE_CHANGE - Current Month Net Income	210,269,761.44	210,269,761.44	210,269,761.44	210,269,761.44	210,269,761.44	210,269,761.44	210,269,761.44	210,269,761.44	210,269,761.44
F_RE_CHANGE - Current Month Net Income	210,269,761.44	210,269,761.44	210,269,761.44	210,269,761.44	210,269,761.44	210,269,761.44	210,269,761.44	210,269,761.44	210,269,761.44
F_RE_CHANGE - Current Month Net Income	43,261,288.37	43,261,288.37	43,261,288.37	43,261,288.37	43,261,288.37	43,261,288.37	43,261,288.37	43,261,288.37	43,261,288.37
F_RE_CHANGE - Current Month Net Income	43,261,288.37	43,261,288.37	43,261,288.37	43,261,288.37	43,261,288.37	43,261,288.37	43,261,288.37	43,261,288.37	43,261,288.37
F_RETAINED_EARNINGS - Retained Earnings (215, 215.1, 216)	253,531,049.81	99,579,379.53	228,690,621.66	215,338,043.59	245,571,576.39	201,445,391.73	234,029,329.59	260,844,322.20	251,254,613.18
F_RETAINED_EARNINGS - Retained Earnings (215, 215.1, 216)	253,531,049.81	99,579,379.53	228,690,621.66	215,338,043.59	245,571,576.39	201,445,391.73	234,029,329.59	260,844,322.20	251,254,613.18
F_RETAINED_EARNINGS - Retained Earnings (215, 215.1, 216)	35,548,886.38	78,810,174.75	(31,880,207.16)	(13,659,346.94)	(8,588,775.67)	26,712,039.28	26,712,039.28	59,295,977.14	118,694,907.61
F_RETAINED_EARNINGS - Retained Earnings (215, 215.1, 216)	35,548,886.38	78,810,174.75	(31,880,207.16)	(13,659,346.94)	(8,588,775.67)	26,712,039.28	26,712,039.28	59,295,977.14	118,694,907.61
F_UNAP_PROPSUB - Unappropriated Undistributed Subsidy Earnings (216.1)	1,864,329.09	(11,630,685.16)	(1,761,128.64)	3,293,798.71	404,431,561.01	437,015,499.82	2,176,187.64	511,414,429.34	1,797,135.78
F_UNAP_PROPSUB - Unappropriated Undistributed Subsidy Earnings (216.1)	1,864,329.09	(11,630,685.16)	(1,761,128.64)	3,293,798.71	404,431,561.01	437,015,499.82	2,176,187.64	511,414,429.34	1,797,135.78
F_UNAP_PROPSUB - Unappropriated Undistributed Subsidy Earnings (216.1)	443,723,422.00	410,008,875.24	363,774,114.39	375,418,685.58	395,604,378.69	408,843,745.87	420,723,529.94	474,214,964.11	553,819,040.07
F_UNAP_PROPSUB - Unappropriated Undistributed Subsidy Earnings (216.1)	443,723,422.00	410,008,875.24	363,774,114.39	375,418,685.58	395,604,378.69	408,843,745.87	420,723,529.94	474,214,964.11	553,819,040.07
F_NET_INCOME - FERC Net Income	9.75%	5.93%	7.75%	12.00%	8.92%	11.29%	10.12%	12.53%	8.99%
F_NET_INCOME - FERC Net Income	9.75%	5.93%	7.75%	12.00%	8.92%	11.29%	10.12%	12.53%	8.99%
F_NET_INCOME - FERC Net Income	9.75%	5.93%	7.75%	12.00%	8.92%	11.29%	10.12%	12.53%	8.99%
F_NET_INCOME - FERC Net Income	9.75%	5.93%	7.75%	12.00%	8.92%	11.29%	10.12%	12.53%	8.99%

*Note: Expanded Grouping to view ROE by Month

Duke Energy Kentucky
Case No. 2019-00271
Attorney General's Second Set Data Requests
Date Received: November 12, 2019

AG-DR-02-053

REQUEST:

The Company's response to AG-DR-01-078, Attachment 1 indicates the following current costs of new meters associated with the Residential class:

\$ 18.95
\$ 25.86
\$ 28.75
\$ 33.22
\$ 41.75
\$ 42.23
\$ 42.33
\$ 42.87
\$ 64.63
\$ 86.16
\$ 95.00
\$ 105.00
\$ 110.90
\$ 125.00
\$ 147.22
\$ 148.08
\$ 149.78
\$ 241.90
\$ 255.00
\$ 259.00
\$ 266.00
\$ 367.00
\$ 372.06

With regard to each of these current costs, indicate which meters are "Smart Meters" as opposed to traditional analog or digital meters.

RESPONSE:

During the process of researching the price list to identify the smart meters we discovered that the CMS table containing the meter stock number by account had not been updated. The tables below show the correct meter costs and identifies them as either analog or smart meters.

The second table shows the corrected total analog and smart meter costs for each rate class.

Residential Meter Costs			Residential Meter Costs	
As-Filed	Type		Corrected Type	
\$18.95	Analog		\$18.95	Analog
\$25.86	Analog		\$25.00	Both
\$28.75	Analog		\$25.86	Analog
\$33.22	Analog		\$28.75	Analog
\$41.75	Analog		\$33.22	Analog
\$42.23	Analog		\$41.75	Analog
\$42.33	Analog		\$42.23	Analog
\$42.87	Analog		\$42.33	Analog
\$64.63	Analog		\$42.87	Analog
\$86.16	Analog		\$62.00	Smart
\$95.00	Analog		\$64.63	Analog
\$105.00	Analog		\$95.00	Smart
\$110.90	Analog		\$105.00	Smart
\$125.00	Analog		\$110.90	Smart
\$147.22	Analog		\$125.00	Smart
\$148.08	Analog		\$148.08	Analog
\$149.78	Analog		\$149.78	Analog
\$241.90	Analog		\$175.00	Smart
\$255.00	Analog		\$185.00	Smart
\$259.00	Analog		\$190.90	Smart
\$266.00	Analog		\$205.00	Smart
\$367.00	Analog		\$216.00	Smart
\$372.06	Analog		\$316.00	Smart
			\$372.06	Analog
			\$649.00	Analog

Row Label	As-Filed Meter Cost	Row Label	Corrected Meter Cost
DP	\$3,804.53	DP	\$5,028.72
analog	\$3,804.53	analog	\$5,028.72
DS	\$2,892,747.11	DS	\$2,460,270.18
analog	\$1,593,065.21	analog	\$248,623.58
smart	\$1,299,681.90	smart	\$2,211,646.60
DT	\$102,876.76	DT	\$160,448.20
analog	\$102,509.76	analog	\$160,448.20
smart	\$367.00		
EH	\$22,093.19	EH	\$21,886.75
analog	\$13,713.63	analog	\$8,589.75
smart	\$8,379.56	smart	\$13,297.00
RS	\$12,782,440.78	RS	\$12,882,152.33
analog	\$6,423,362.90	analog	\$27,536.33
smart	\$6,359,077.88	smart	\$12,854,616.00
SP	\$3,451.20	SP	\$2,522.10
analog	\$1,092.20	analog	\$83.10
smart	\$2,359.00	smart	\$2,439.00
TT	\$3,618.60	TT	\$11,181.96
analog	\$3,618.60	analog	\$11,181.96
WS	\$2,208.34	WS	\$1,976.12
analog	\$1,575.34	analog	\$896.12
smart	\$633.00	smart	\$1,080.00
Grand Tot	\$15,813,240.51	Grand Tot	\$15,545,466.36

PERSON RESPONSIBLE: James E. Ziolkowski

Duke Energy Kentucky
Case No. 2019-00271
Attorney General's Second Set Data Requests
Date Received: November 12, 2019

AG-DR-02-054

REQUEST:

With regard to AG-DR-01-083, the Company was asked to explain why the class services “weighting” factors change from those used in the Company’s 2017 General Rate Case. The Company’s response for DT-Secondary, DT-Primary, DP-Primary and Transmission indicates that the “weighting factor decreased from 7 to 6 in the 2019 COSS.” This response does not answer the question as the question itself indicated that these class’s weighting factors decreased from 7 to 6. Fully explain why these weighting factors decreased in this case relative to the 2017 General Rate Case.

RESPONSE:

The weighting factors are calculated in the “Serv cost wgt” tab in the COSS model. The weighting factors are calculated as the ratio of the cost of a certain size service to the cost of the 25-kVA service.

In the 2017 case, the weighted cost of the 25-kVA service was \$1,576. The weighted cost of the 300-kVA service was \$11,701. The rounded ratio of these two costs was 7.

In the 2019 case, the weighted cost of the 25-kVA service was \$1,829. The weighted cost of the 300-kVA service was \$10,389. The rounded ratio of these two costs was 6.

The relative changes in the service costs between the two rate cases caused the weighting factors to change from 7 to 6.

PERSON RESPONSIBLE: James E. Ziolkowski

Duke Energy Kentucky
Case No. 2019-00271
Attorney General's Second Set Data Requests
Date Received: November 12, 2019

AG-DR-02-055

REQUEST:

With regard to the cost of vegetation management as referred to in the Company's response to AG-DR-01-084, provide the actual cost of vegetation management each year 2016 through 2018 and 2019 year-to-date.

RESPONSE:

See Table 1 on page 9 of the direct testimony of Mr. TK Christie for actual cost of vegetation management for 2016-2018. Actual cost of vegetation management through October 2019 is \$4.87 million.

PERSON RESPONSIBLE: TK Christie

Duke Energy Kentucky
Case No. 2019-00271
Attorney General's Second Set Data Requests
Date Received: November 12, 2019

AG-DR-02-056

REQUEST:

With regard to the cost of cable locate expenses in Account 584 as referred to in the Company's response to AG-DR-01-085, provide the actual cost of cable locate expenses in Account 584 each year 2016 through 2018 and 2019 year-to-date.

RESPONSE:

	2016	2017	2018	2019 YTD*
Cable Locates (584)	\$185,592	231,229	184,517	153,264

*2019 includes amounts through October

PERSON RESPONSIBLE: Danielle L. Weatherston

Duke Energy Kentucky
Case No. 2019-00271
Attorney General's Second Set Data Requests
Date Received: November 12, 2019

AG-DR-02-057

REQUEST:

With regard to the cost of environmental maintenance expenses in Account 595 as referred to in the Company's response to AG-DR-01-086, provide the actual cost of environmental maintenance expenses in Account 595 each year 2016 through 2018 and 2019 year-to-date.

RESPONSE:

	2016	2017	2018	2019 YTD*
Environmental (595)	\$15,142	353,281	155,538	93,442

*2019 amounts are through October

PERSON RESPONSIBLE: Danielle L. Weatherston

Duke Energy Kentucky
Case No. 2019-00271
Attorney General's Second Set Data Requests
Date Received: November 12, 2019

AG-DR-02-058

REQUEST:

With regard to the cost of distribution load dispatch labor costs as referred to in the Company's response to AG-DR-01-087, provide the actual cost of distribution load dispatch labor costs each year 2016 through 2018 and 2019 year-to-date.

RESPONSE:

Please note that the Company's response to AG-DR-01-087 referred to labor costs at the distribution control center (DCC).

	2016	2017	2018	2019 YTD*
DCC Labor Costs	\$414,920	415,084	337,185	328,616

*2019 amount is through October

PERSON RESPONSIBLE: Danielle L. Weatherston

Duke Energy Kentucky
Case No. 2019-00271
Attorney General's Second Set Data Requests
Date Received: November 12, 2019

AG-DR-02-059

REQUEST:

With regard to the cost of meter services costs in Account 586 as referred to in the Company's response to AG-DR-01-088, provide the actual cost of meter services costs in Account 586 each year 2016 through 2018 and 2019 year-to-date.

RESPONSE:

Meter services costs in Account 586, by year:

2016	\$146,883
2017	\$136,587
2018	\$87,539
2019	\$80,164

*2019 amount is January through October.

PERSON RESPONSIBLE: Danielle L. Weatherston

Duke Energy Kentucky
Case No. 2019-00271
Attorney General's Second Set Data Requests
Date Received: November 12, 2019

AG-DR-02-060

REQUEST:

With regard to the labor and contract costs within customer service and information expenses as referred to in the Company's response to AG-DR-01-093, provide the actual labor and contract costs embedded in customer service and information expenses each year 2016 through 2018 and 2019 year-to-date.

RESPONSE:

	2016	2017	2018	2019*
Labor	\$179,328	145,759	122,791	99,931
Contract Costs	87,938	53,740	89,234	90,300

*2019 amounts are through September

PERSON RESPONSIBLE: Danielle L. Weatherston

Duke Energy Kentucky
Case No. 2019-00271
Attorney General's Second Set Data Requests
Date Received: November 12, 2019

AG-DR-02-061

REQUEST:

With regard to the cost of labor and consultant costs within sales expenses as referred to in the Company's response to AG-DR-01-094, provide the actual labor and consultant costs embedded in sales expenses each year 2016 through 2018 and 2019 year-to-date.

RESPONSE:

	2016	2017	2018	2019 YTD*
Labor	\$445,629	404,204	510,624	397,880
Consultant	6,842	19,881	19,222	43,956

*2019 amount is through September

PERSON RESPONSIBLE: Danielle L. Weatherston

Duke Energy Kentucky
Case No. 2019-00271
Attorney General's Second Set Data Requests
Date Received: November 12, 2019

AG-DR-02-062

REQUEST:

Refer to the response to AG 1-100. There was no response to the question of whether the DEOK transmission zone within PJM will have an interconnection with the MISO MTEP Hubble to Batesville 138 kV flowgate project, located within the Duke (Indiana) service territory. Provide an answer to the question.

RESPONSE:

There will be no interconnection between DEOK and Hubble to Batesville.

PERSON RESPONSIBLE: Tim Abbott

REQUEST:

Refer to the response to AG 1-126.

- a. Explain whether ADMS is being deployed on a circuit-by-circuit basis, as “part of the normal extension of existing systems and replacements.” If not, provide a complete explanation of the basis on which ADMS is being deployed.
- b. DEK failed to answer subpart (b) of this question. Provide an answer to the question.
- c. DEK failed to answer subpart (d) of this question. Provide an answer to the question. DEK failed to answer subpart (e) of this question. Provide an answer to the question.
- d. Provide any and all cost-benefit analyses DEK or its affiliates may have conducted regarding the use of ADMS.

RESPONSE:

CONFIDENTIAL PROPRIETARY TRADE SECRET (As to Attachment only)

- a. No. ADMS is being deployed for all circuits. The deployment of ADMS will be a system wide software upgrade to the current DMS system.
- b. No. ADMS is used to leverage static and real-time data. ADMS does intend to leverage the company’s AMI system to locate outages.

- c. (subpart d) Duke Energy participated in the development of the ADMS testbed for the Department of Energy at the National Renewable Energy Laboratory. Duke Energy's participation revolved around feeder voltage regulation with high-penetration PV using advanced inverters and a Distribution Management System. The report can be reviewed at: <https://www.nrel.gov/docs/fy17osti/65551.pdf>
- (subpart e) A combined Outage Management System and Distribution Management System platform is expected to generate sustainable efficiencies. These efficiencies will be generated through simplifying IT infrastructure, optimizing processes within Distribution Operations, and reducing the resource needs to support an OMS to DMS interface. Consolidating to a single platform for DMS, OMS, and SCADA systems enables operational efficiency and the ability to integrate future solutions needed as demands on the distribution system evolve.
- d. Objection. This request is overbroad and unduly burdensome. Moreover, it requests information related to Duke Energy Kentucky affiliates that are not relevant to these proceedings and are not likely to lead to the discovery of any relevant or admissible information. Without waiving said objection and to the extent discoverable, a separate cost benefit analysis for Duke Energy Kentucky has not been performed. Refer to CONFIDENTIAL AG-DR-02-063(d) Attachment for the Duke Energy enterprise ADMS analysis performed in May 2017. The confidential attachment will be provided to all parties upon the execution of a Confidentiality Agreement.

PERSON RESPONSIBLE: Ash Norton

2019-00271

AG-DR-02-063 (d)

CONFIDENTIAL

ATTACHMENT

PROVIDED UNDER

SEAL

REQUEST:

Refer to the response to AG 1-128. The Company failed to respond to the question. Provide responses to the following:

- a. State whether DEK utilizes, or plans to utilize distributed energy resources management systems ("DERMS"). If so:
 - (i) Provide a discussion including the extent of such deployment and usage;
 - (ii) State whether DEK intends to seek a CPCN for such deployment. If not, why not?
 - (iii) Provide any and all cost-benefit analyses DEK or its affiliates may have conducted regarding the use of DERMS.
 - (iv) Describe any and all alternatives to the use of DERMS DEK or its affiliates may have considered.

RESPONSE:

At this time, Duke Energy Kentucky has no plans to implement a standalone Distributed Energy Resource Management System (DERMS).

PERSON RESPONSIBLE: Ash Norton

**Duke Energy Kentucky
Case No. 2019-00271
Attorney General's Second Set Data Requests
Date Received: November 12, 2019**

AG-DR-02-065

REQUEST:

Provide any and all specific quantifications, studies or analyses of the degree to which DEK anticipates DERs to penetrate its service territory, other than the Confidential DEK Net Metering Forecast provided in response to AG 1-115.

RESPONSE:

There is no additional information to provide here.

PERSON RESPONSIBLE: Andrew Ritch

Duke Energy Kentucky
Case No. 2019-00271
Attorney General's Second Set Data Requests
Date Received: November 12, 2019

AG-DR-02-066

REQUEST:

Regarding DEK's plans for a self-optimizing grid, explain the role that distribution automation, including remote reclosers will play, if any. Discuss also the extent to which remote disclosers have already been installed on the distribution system.

RESPONSE:

Self-Optimizing Grid (SOG) is described in witness Ash Norton's testimony (page 13). Electronic reclosers enable remote fault location identification, and then automatic reconfiguration (self-healing teams) to isolate a smaller outage footprint. Electronic reclosers and self-healing teams are already installed and being used in Duke Energy Kentucky's system. SOG will install additional electronic reclosers, as well increase the size and number of self-healing teams.

PERSON RESPONSIBLE: Ash Norton

Duke Energy Kentucky
Case No. 2019-00271
Attorney General's Second Set Data Requests
Date Received: November 12, 2019

AG-DR-02-067

REQUEST:

Explain the degree to which DEK's proposed distribution system enhancements enhance both physical and cyber grid security.

RESPONSE:

Duke Energy Kentucky takes physical and cyber security seriously and will continually monitor, evaluate, and update the system as necessary to ensure the integrity of the Company's operations and energy delivery system. These efforts include (but are not limited to): deployment of systems to ensure secure Field Intelligent Electronic Device (FIED) management (password, vulnerability, and configuration), access control, logging and monitoring, and automated fault event record retrieval; replacing targeted legacy control equipment with Enterprise Security and Advanced Distribution Management System compliant equipment; physically reducing system loading, adding automation, additional substations and additional circuit connections to reduce single points of failure and attack while providing additional automated points of restoration.

PERSON RESPONSIBLE: Ash Norton

REQUEST:

Refer to the response to AG 1-121. Are any of DEK's ten worst performing circuits driving any deterioration in reliability?

- a. Are certain causes or conditions responsible for a disproportionate number of outages?
- b. Explain how the proposed distribution enhancement projects address these causes or conditions.

RESPONSE:

- a. All circuits, including the ten worst are part of the overall reliability metric. The main outage causes for the ten worst performing circuits are included in the annual Electric Distribution Utility Annual Reliability Report filed with the KYPSC. The main outage causes are typically equipment failure, vegetation, and public damage.
- b. Replacement of aging infrastructure will mitigate equipment failures, which benefits reliability. Self-Optimizing Grid mitigates reliability impacts of all outage causes by isolating outages to a smaller footprint and enabling automated restoration.

PERSON RESPONSIBLE: Ash Norton

Duke Energy Kentucky
Case No. 2019-00271
Attorney General's Second Set Data Requests
Date Received: November 12, 2019

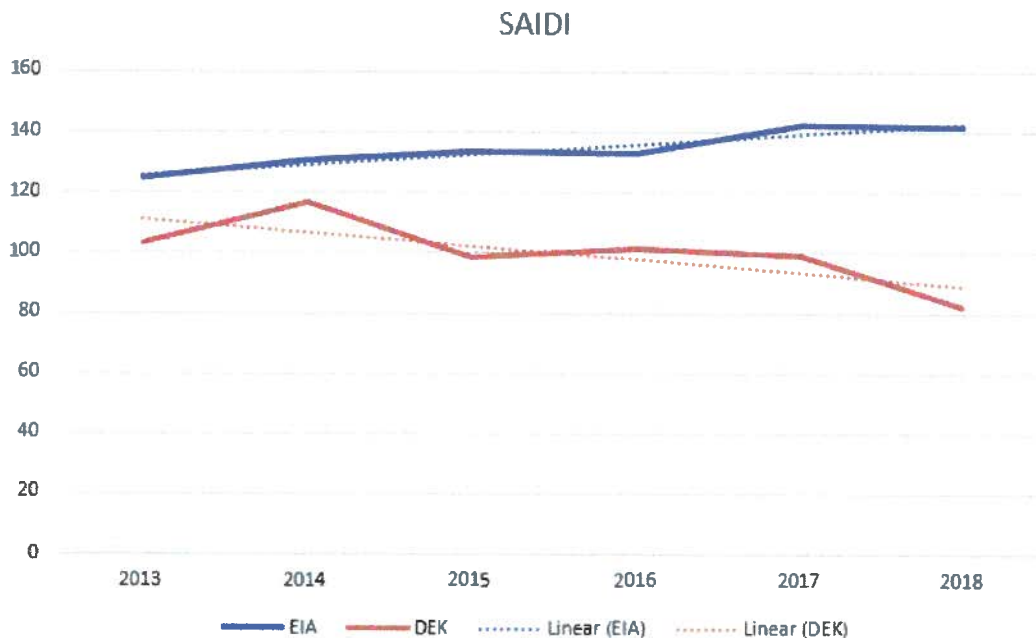
AG-DR-02-069

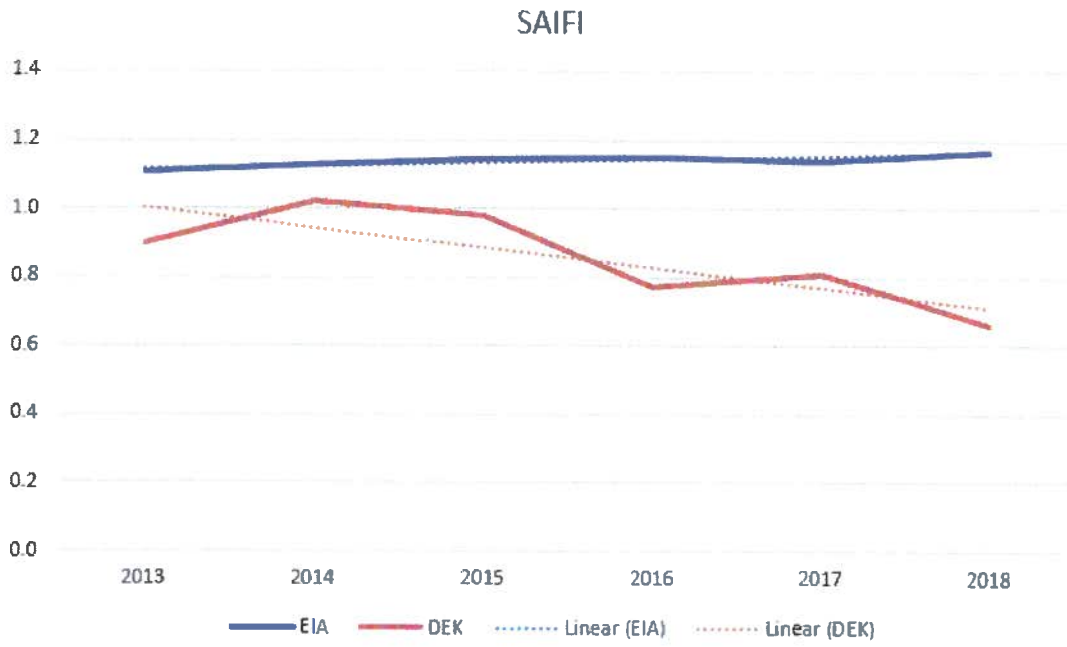
REQUEST:

Explain how trends in DEK's reliability standards (i.e., whether reductions or improvements in reliability), as measured through SAIDI, SAIFI, and MAIFI and overall performance in its service territory compare with the average U.S. investor owned utility's reliability standards.

RESPONSE:

Based on six years' worth of Energy Information Administration (EIA) data (located here: <https://www.eia.gov/electricity/data/eia861/>), here is Duke Energy Kentucky's trend compared to the U.S. investor owned utility's reliability standards for SAIDI & SAIFI. Duke Energy Kentucky does not track MAIFI. The EIA does not track reliability data prior to 2013.





PERSON RESPONSIBLE: Ash Norton

Duke Energy Kentucky
Case No. 2019-00271
Attorney General's Second Set Data Requests
Date Received: November 12, 2019

AG-DR-02-070

REQUEST:

Explain whether DEK will seek recovery of costs for future grid modernization/optimization expenses in base rate cases, or outside of a base rate case (i.e., through a rider).

RESPONSE:

The Company will seek recovery of costs for future grid modernization/optimization expenses either via base rates or via rider recovery. At this time, it is unknown which of the two mechanisms for recovery will be pursued.

PERSON RESPONSIBLE: Sarah E. Lawler

REQUEST:

Provide a discussion regarding DEK's plans for its next IRP filing to incorporate resource planning and review to the circuit-by-circuit level. Include in the discussion:

- a. How such an enhanced distribution planning will benefit DEK customers;
- b. Whether the planning will include issues discussed in Ms. Norton's testimony in the instant case, including but not limited to a self-optimizing distribution grid;
- c. For each new technology or project DEK intends to deploy in the distribution grid, whether the Company will commit to utilize robust benefit-cost analyses such as those utilized in Case No. 2016-00152, including carrying charges and increased O&M.¹ If DEK will not so commit, explain fully why not;
- d. Whether DEK will seek stakeholder input regarding new distribution grid technologies or projects it intends to deploy. If not, why not?
- e. Whether DEK will provide the criteria it utilizes in determining which circuits will receive modernization, upgrades, etc., including but not limited to:
 - i. customer characteristics such as density;
 - ii. the presence of sensitive facilities such as hospitals, first responders, or commercial or industrial customers with specialized needs;

¹*In Re: Application Of Duke Energy Kentucky, Inc. For (1) A Certificate Of Public Convenience And Necessity Authorizing The Construction Of An Advanced Metering Infrastructure; (2) Request For Accounting Treatment; And (3) All Other Necessary Waivers, Approvals, And Relief.*

- iii. historic SAIDI or SAIFI statistics for a given circuit;
 - iv. how DEK translates reliability improvements into economic benefits (for example, does the Company use the U.S. Department of Energy's online Interruption Cost Estimate Calculator?);
 - v. once a circuit upgrade is completed, how will the new reliability performance levels compare to both the average U.S. investor-owned utility, and to DEK's Midwest affiliates?
- f. Whether DEK will provide objective, measurable (*sic*) impacts and operational targets (e.g., MW increases in DER hosting capacity, reliability improvements in SAIDI minutes per year, for example) regarding each distribution grid project/technology. If not, why not?
- g. Whether DEK will agree to commit to achieving the operational targets described immediately above, and if it fails to achieve a given target, whether it would agree to accept a pre-determined consequence (for illustrative purposes, a certain reduction in return on a given project). If not, why not?
- h. Whether DEK will consider locational benefit analyses and/or non-wire alternatives to delay or avoid grid investments (for example, circuit-specific demand response).

RESPONSE:

Objection. This request is overbroad, unduly burdensome, and is otherwise irrelevant to these proceedings and not likely to lead to the discovery of admissible or relevant evidence. Moreover, this request calls for speculation as to what the Company's next IRP may include. The Commission has indicated by regulation what it desires to have included in

an IRP filing and Duke Energy Kentucky always endeavors to comply with those filing requirements. The Commission has closed the Company's IRP proceeding and the Staff has issued its report of recommendations. The Attorney General has already had an opportunity to provide feedback in the case. At this point, it is premature to speculate what may or may not be included in Duke Energy Kentucky's June 2021 IRP filing. Without waiving said objection, and to the extent discoverable, the Company commits to satisfying all filing requirements under the Commission's regulations for IRPs and the items included in the Commission Staff's recommendations.

PERSON RESPONSIBLE: Legal

REQUEST:

Explain whether DEK would agree to file with the Commission an annual informational report regarding grid modernization initiatives, which would depict the following data for circuits that have undergone such initiatives:

- a. The amount of capital spending for distribution grid modernization;
- b. Reliability improvements, if any, including three years' history of reliability indices reporting before the grid modernization initiatives were undertaken, and as many years' worth of reporting as exist following the implementation of the initiatives;
- c. Stranded costs, if any, resulting from early retirements of equipment and plant retired prior to the end of their remaining useful life;
- d. Distribution line loss, including three years' history of such losses before the grid modernization initiatives were undertaken, and as many years' worth of reporting as exist following the implementation of the initiatives;
- e. Vegetation management expense for each such circuit, including three years' history of such expenses before the grid modernization initiatives were undertaken, and as many years' worth of such expenses as exist following the implementation of the initiatives.

- f. Expenses for undergrounding on each such circuit, including three years' history of such expenses before the grid modernization initiatives were undertaken, and as many years' worth of such expenses as exist following the implementation of the initiatives. If DEK will not agree to file such an annual report, explain fully why not.

RESPONSE:

Duke Energy Kentucky currently files an annual distribution reliability report with the Commission each Spring as a result of the Order in Administrative Case 2011-00450. Duke Energy Kentucky believes that the annual distribution reliability report is adequate and therefore does not agree to incur the cost of providing additional information requested by the Attorney General. However, the Company will provide such information if ordered to do so by the Commission.

PERSON RESPONSIBLE: Ash Norton

REQUEST:

Refer to the Direct Testimony of Ash M. Norton (“Norton Direct”), at page 5. Provide all cost estimates, studies, or projections regarding the Company’s plans to increase distribution substation transformer capacity by approximately 268 kVA.

- a. Explain whether increasing substation transformer capacity will also require replacement of fuses, circuit breakers, and other equipment or plant to accommodate the increased energy flow. If so, provide any and all cost projections.

RESPONSE:

The increase is actually 268 MVA, in the vicinity of Aero, not 268 kVA, and is comprised of the following:

- 150 MVA addition at the Oakbrook substation (cost estimate is \$7.3M)
- 90 MVA addition at the new Aero substation (cost estimate is \$10.9M)
- 28 MVA addition at the existing Donaldson substation (cost estimate is \$10.6M)

Five-year demand increase is anticipated to exceed 200 MVA based on available economic development information. Increasing substation transformer capacity usually requires all associated substation equipment (including circuit breakers, voltage regulators, etc.) to be installed. The Donaldson substation capacity addition does include some new line work to route the new capacity appropriately, increasing public safety by eliminating three major

highway crossings, and reducing outage frequency eliminating overhead lines in isolated right-of-way. The cost projections for associated equipment is included in the overall project cost estimates.

PERSON RESPONSIBLE: Ash Norton

REQUEST:

Refer to Norton Direct at page 12, wherein she states that DEK is “moving from a static grid that may employ limited and pre-determined solutions through manual switching to a self-optimizing grid that responds quickly and automatically to failures and mitigates them by finding the most efficient real-time solution to restore customers.”

- a. Provide any and all quantifications, studies or analyses which include cost estimates / projections required to bring about this change.
- b. Reference further, Norton Direct, pages 13–14, which states that “[a]t the present deployment rate, a fully self-optimizing distribution grid capability will take more than a decade to achieve.” Provide a more certain projected timeline to complete this project.
- c. Explain whether any other Duke Energy operating companies either have undergone or will undergo the changes necessary to transition to a self-optimizing grid. If so, describe the initiatives those operating companies deployed, and provide cost estimates and a projected timeline. If not, explain why not.

RESPONSE:

- a. A high-level summary/estimate for Duke Energy Kentucky was performed in 2016 which estimated a 10-year program cost of \$58M for SOG. The benefits identified were outage mitigation and system resiliency.

DEK Grid Improvement Plan – Cost and Benefits



Investment Type	Benefits and Capabilities	Program Ten Year Cost	SAIFI Savings	SAIDI Savings	Annual O&M Savings*
Self Optimizing Grid	Outage effect mitigation, system resiliency, system intelligence, DER enablement	\$58M	20%	20%	\$0.1M

- b. Duke Energy Kentucky currently has 133 circuits. Historical funding has provided a growth rate of five to eight circuits per year. Therefore, a fully self-optimizing distribution grid capability will take more than a decade to achieve.
- c. Objection. Irrelevant. Seeks information beyond the scope of this proceeding, including information of affiliates of Duke Energy Kentucky and their investment strategies. Moreover, to the extent this information is part of a utility investment approved by regulatory commissions, such information is publicly available and equally accessible to the attorney general. Without waiving said objection, and to the extent discoverable Duke Energy Kentucky is aware of other Duke Energy Operating Companies that are upgrading to a self-optimizing grid. Duke Energy Ohio for example has deployed self-optimizing grid technologies as part of its Distribution Capital Investment Rider that was first approved by the Public Utilities Commission of Ohio in Case No. 14-841-EL-SSO and continued as part of its approval of the Company’s electric security plan in Case No. 17-1263-EL-SSO. Presently, the Duke Energy Kentucky is slowly and prudently making these investments over time as an ordinary extension of its existing system in the ordinary course of business as part of normal system replacements and upgrades. Duke Energy does not have cost estimates or timelines for reaching full deployment at this time.

PERSON RESPONSIBLE: Ash Norton

Duke Energy Kentucky
Case No. 2019-00271
Attorney General's Second Set Data Requests
Date Received: November 12, 2019

AG-DR-02-075

REQUEST:

Refer to Norton Direct, at pages 13–14, wherein she states DEK is making investments in its distribution grid in the ordinary course of business as its distribution systems need upgrading, or as changes in performance dictate that an upgrade is desired.

- a. Explain the circumstances under which a change in circuit performance would dictate that an upgrade is necessary.
- b. Provide the total number of circuits on DEK's distribution grid.

RESPONSE:

- a. A circuit that is experiencing a high number or length of outages for any reason will affect all customers on that circuit, especially where critical customer (such as hospitals) power is adversely affected. The reliability concern could be loading, outages, or power fluctuations.
- b. There are 133 circuits on DEK's distribution grid.

PERSON RESPONSIBLE: Ash Norton

Duke Energy Kentucky
Case No. 2019-00271
Attorney General's Second Set Data Requests
Date Received: November 12, 2019

AG-DR-02-076

REQUEST:

Refer to Norton Direct, at page 16, Table 3.

- a. For each year 2012–2020, provide the number of distribution circuits upgraded in any manner.
- b. Confirm that over the four-year period 2017–2020, DEK will have spent \$239.5 million in upgrading its distribution system, representing an average of \$59.75 million per year.
- c. Confirm that over the four-year period 2013–2016, DEK spent \$82.3 million, representing an average of \$20.57 million per year.
- d. Confirm that over the four-year period 2017-2020, DEK will have spent approximately 190.47% more on its distribution grid than over the four-year period 2013-2016.

RESPONSE:

- a. We do not track these investments by circuit.
- b. This is confirmed.
- c. This is confirmed.
- d. This is confirmed.

PERSON RESPONSIBLE: Ash Norton

Duke Energy Kentucky
Case No. 2019-00271
Attorney General's Second Set Data Requests
Date Received: November 12, 2019

AG-DR-02-077

REQUEST:

Refer to the response to PSC 2-100, Attachment. State whether the 5-year total of \$242.092 million for the following distribution projects are in addition to the projected distribution spending set forth in Norton Direct, page 16, Table 3. If all or any portion of the 5-year totals are in addition to the figures set forth in Norton Direct, provide a revised total which reflects both sets of figures:

- a. "HB-Distribution Substation";
- b. "HW -Distribution Highway Jobs";
- c. "IK -Distrib Lines OH/UG (Line Ext)";
- d. "IO - Distribution Improvements".

RESPONSE:

The listed distribution projects from STAFF-DR-02-100 Attachment are included in the figures shown in Ash Norton's Direct Testimony, Table 3.

PERSON RESPONSIBLE: Christopher M. Jacobi

Duke Energy Kentucky
Case No. 2019-00271
Attorney General's Second Set Data Requests
Date Received: November 12, 2019

AG-DR-02-078

REQUEST:

Does the Company use credit cards that include rebates? If the response is in the affirmative, provide the following items:

- a. Amount of rebate reflected in the cost of service base year and forecasted period.
If the amount is allocated, provide the allocations.
- b. Actual credit card rebates by year for 2016, 2017, 2018, and 2019 YTD. For each year, state the expense accounts where these credit card rebates are reflected and provide a detailed breakdown of those expense accounts.

RESPONSE:

a.

	Rebate Amount	DEK Elec Amount
Base Period	5,202,466	132,143
Forecasted Period	3,508,750	89,122

b.

Account	Year	Rebate Amount	DEK Elec Amount
923000	2016	2,601,237	28,874
923000	2017	3,799,580	39,516
923000	2018	4,943,443	56,355
923000	2019	6,079,769	154,426

PERSON RESPONSIBLE:

Christopher M. Jacobi – a.
Danielle Weatherston – b.